

Average RPI Win: 72		WON-LOST	WINNING	LAST 10	STRENGTH OF		OPP. STRENGTH	TEAM	ADJ	CONF.	ADJ CONF.
Average RPI Loss: 18		RECORD	PCT. RANK	GAMES	SCHEDULE		OF SCHEDULE	RPI	RPI	RPI	RPI
DIV. I ONLY		45-11-0	.80357	12	7-3-0		5	5	3	.69033	1
DIV. I NON-CONF.		30-1-0	.96774	1	1-0-0		10	18	1	.7073	1
TOTALS		RPI 1-25	RPI 26-50		W-L RECORDS		RPI 51-100		RPI 101-150		RPI 150+
45-11-0		14-10-0	8-0-0		OVERALL		10-0-0		7-1-0		6-0-0
19-6-0		5-5-0	4-0-0		HOME		3-0-0		4-1-0		3-0-0
11-4-0		6-4-0	2-0-0		AWAY		3-0-0		0-0-0		0-0-0
15-1-0		3-1-0	2-0-0		NEUTRAL		4-0-0		3-0-0		3-0-0
30-1-0		4-1-0	8-0-0		NON-CONFERENCE		7-0-0		5-0-0		6-0-0
12-1-0		0-1-0	4-0-0		HOME		3-0-0		2-0-0		3-0-0
3-0-0		1-0-0	2-0-		AWAY		0-0-0		0-0-0		0-0-0
15-0-0		3-0-0	2-0-0		NEUTRAL		4-0-0		3-0-0		3-0-0
15-10-0		10-9-0	0-0-0		CONFERENCE		3-0-0		2-1-0		0-0-0
7-5-0		5-4-0	0-0-0		HOME		0-0-0		2-1-0		0-0-0
8-4-0		5-4-0	0-0-0		AWAY		3-0-0		0-0-0		0-0-0
0-1-0		0-1-0	0-0-0		NEUTRAL		0-0-0		0-0-0		0-0-0
RPI S	Opponent	Score		RPI S	Opponent	Score		RPI S	Opponent	Score	
2 N	Georgia	0	2	27 A	UCF	10	6	55 N	Fordham	9	2
3 H	Alabama	0	7	34 H	North Carolina St.	10	0	62 N	Illinois St.	3	2
3 H	Alabama	7	1	36 N	Wisconsin	5	3	66 N	Ohio St.	19	2
3 H	Alabama	2	4	36 N	Wisconsin	5	1	66 N	Ohio St.	9	1
5 N	Oregon	2	1	37 A	South Fla.	10	3	76 A	Arkansas	5	1
7 A	Florida St.	4	2	37 H	South Fla.	17	1	76 A	Arkansas	8	3
7 H	Florida St.	2	3	41 H	Mercer	8	0	76 A	Arkansas	11	0
10 H	Missouri	4	5	41 H	Mercer	1	0	83 H	Boston College	7	3
10 H	Missouri	3	5					96 H	Troy	3	0
10 H	Missouri	9	4					96 H	Troy	12	2
13 A	Tennessee	6	7								
13 A	Tennessee	2	9								
13 A	Tennessee	2	5								
16 N	Minnesota	15	2								
17 H	Auburn	1	0								
17 H	Auburn	4	2								
17 H	Auburn	7	6								
19 A	LSU	2	3								
19 A	LSU	10	2								
19 A	LSU	7	6								
20 N	Michigan	9	4								
22 A	Texas A&M	8	0								
22 A	Texas A&M	5	1								
22 A	Texas A&M	17	4								
				LAST 10 GAMES							
				2 N	Georgia	0	2	10 H	Missouri	9	4
				76 A	Arkansas	5	1	10 H	Missouri	3	5
				76 A	Arkansas	11	0	37 H	South Fla.	17	1
				76 A	Arkansas	8	3	22 A	Texas A&M	8	0
				10 H	Missouri	4	5	22 A	Texas A&M	17	4

Non-Div. I Games:

Florida

Average RPI Win: 62		WON-LOST	WINNING	LAST 10	STRENGTH OF	OPP. STRENGTH	TEAM	ADJ	CONF.	ADJ CONF.				
Average RPI Loss: 21		RECORD	PCT. RANK	GAMES	SCHEDULE	OF SCHEDULE	RPI	RPI	RPI	RPI				
DIV. I ONLY		45-12-0	.78947	14	7-3-0	2	2	1	.68536	2	1	1		
DIV. I NON-CONF.		27-3-0	.9	7	0-1-0	32	15	4	.66907	3	1	1		
TOTALS		RPI 1-25	RPI 26-50		W-L RECORDS		RPI 51-100		RPI 101-150		RPI 150+			
45-12-0		15-9-0	10-2-0		OVERALL		11-1-0		6-0-0		3-0-0			
33-4-0		7-1-0	9-2-0		HOME		10-1-0		5-0-0		2-0-0			
6-7-0		5-7-0	0-0-0		AWAY		1-0-0		0-0-0		0-0-0			
6-1-0		3-1-0	1-0-0		NEUTRAL		0-0-0		1-0-0		1-0-0			
27-3-0		2-1-0	5-1-0		NON-CONFERENCE		11-1-0		6-0-0		3-0-0			
23-2-0		2-0-0	4-1-0		HOME		10-1-0		5-0-0		2-0-0			
1-0-0		0-0-0	0-0-		AWAY		1-0-0		0-0-0		0-0-0			
3-1-0		0-1-0	1-0-0		NEUTRAL		0-0-0		1-0-0		1-0-0			
18-9-0		13-8-0	5-1-0		CONFERENCE		0-0-0		0-0-0		0-0-0			
10-2-0		5-1-0	5-1-0		HOME		0-0-0		0-0-0		0-0-0			
5-7-0		5-7-0	0-0-0		AWAY		0-0-0		0-0-0		0-0-0			
3-0-0		3-0-0	0-0-0		NEUTRAL		0-0-0		0-0-0		0-0-0			
RPI	S	Opponent	Score		RPI	S	Opponent	Score		RPI	S	Opponent	Score	
1	N	Florida	2	0	29	H	USC Upstate	3	1	60	H	Ga. Southern	4	1
3	A	Alabama	1	4	30	H	Mississippi St.	1	0	65	H	Georgia St.	2	4
3	A	Alabama	10	2	30	H	Mississippi St.	9	1	68	H	Kent St.	5	2
3	A	Alabama	2	4	30	H	Mississippi St.	11	2	68	H	Kent St.	4	1
3	N	Alabama	5	3	31	H	South Carolina	9	1	70	H	Purdue	6	1
10	A	Missouri	3	6	31	H	South Carolina	0	1	70	H	Purdue	3	2
10	A	Missouri	6	2	31	H	South Carolina	6	2	74	H	North Texas	7	4
10	A	Missouri	6	8	34	N	North Carolina St.	8	0	74	H	North Texas	10	2
15	H	Kentucky	3	1	40	H	UAB	10	1	87	A	Georgia Tech	15	1
15	H	Kentucky	4	1	40	H	UAB	0	8	87	H	Georgia Tech	9	7
15	H	Kentucky	5	1	41	H	Mercer	7	5	93	H	Furman	7	0
15	N	Kentucky	5	2	41	H	Mercer	8	0	93	H	Furman	6	0
17	H	Auburn	1	8										
17	H	Auburn	11	2										
17	H	Auburn	8	4										
18	N	South Ala.	2	3										
19	A	LSU	4	5										
19	A	LSU	6	1										
19	A	LSU	11	13										
22	A	Texas A&M	2	4										
22	A	Texas A&M	4	3										
22	A	Texas A&M	4	2										
23	H	James Madison	2	0										
23	H	James Madison	8	2										
					LAST 10 GAMES									
					15	N	Kentucky	5	2	15	H	Kentucky	5	1
					3	N	Alabama	5	3	3	A	Alabama	1	4
					1	N	Florida	2	0	3	A	Alabama	10	2
					15	H	Kentucky	3	1	3	A	Alabama	2	4
					15	H	Kentucky	4	1	65	H	Georgia St.	2	4

Non-Div. I Games:

Georgia

Average RPI Win: 70		WON-LOST	WINNING	LAST 10	STRENGTH OF		OPP. STRENGTH	TEAM	ADJ	CONF.	ADJ CONF.
Average RPI Loss: 15		RECORD	PCT. RANK	GAMES	SCHEDULE		OF SCHEDULE	RPI	RPI	RPI	RPI
DIV. I ONLY		45-11-0	.80357	12	7-3-0		6	1	4	.68314	3
DIV. I NON-CONF.		25-4-0	.86207	16	2-0-0		20	11	6	.66684	4
TOTALS		RPI 1-25	RPI 26-50		W-L RECORDS		RPI 51-100		RPI 101-150		RPI 150+
45-11-0		12-8-0	12-3-0		OVERALL		9-0-0		7-0-0		5-0-0
23-3-0		7-2-0	10-1-0		HOME		5-0-0		0-0-0		1-0-0
13-6-0		4-4-0	2-2-0		AWAY		2-0-0		4-0-0		1-0-0
9-2-0		1-2-0	0-0-0		NEUTRAL		2-0-0		3-0-0		3-0-0
25-4-0		2-3-0	8-1-0		NON-CONFERENCE		6-0-0		4-0-0		5-0-0
12-2-0		2-1-0	7-1-0		HOME		2-0-0		0-0-0		1-0-0
5-2-0		0-2-0	1-0-		AWAY		2-0-0		1-0-0		1-0-0
8-0-0		0-0-0	0-0-0		NEUTRAL		2-0-0		3-0-0		3-0-0
20-7-0		10-5-0	4-2-0		CONFERENCE		3-0-0		3-0-0		0-0-0
11-1-0		5-1-0	3-0-0		HOME		3-0-0		0-0-0		0-0-0
8-4-0		4-2-0	1-2-0		AWAY		0-0-0		3-0-0		0-0-0
1-2-0		1-2-0	0-0-0		NEUTRAL		0-0-0		0-0-0		0-0-0
RPI S	Opponent	Score	RPI S	Opponent	Score	RPI S	Opponent	Score	RPI S	Opponent	Score
1 A	Florida	7 0	27 H	UCF	1 0	60 N	Ga. Southern	6 4	101 A	Jacksonville	6 2
1 A	Florida	1 7	27 H	UCF	8 3	65 H	Georgia St.	3 1	104 A	Ole Miss	9 2
1 A	Florida	4 2	30 A	Mississippi St.	2 4	70 H	Purdue	7 3	104 A	Ole Miss	7 0
2 H	Georgia	4 2	30 A	Mississippi St.	5 1	76 H	Arkansas	8 0	104 A	Ole Miss	10 2
2 H	Georgia	2 10	30 A	Mississippi St.	3 4	76 H	Arkansas	12 1	114 N	Kennesaw St.	6 0
2 H	Georgia	4 1	31 H	South Carolina	10 5	76 H	Arkansas	4 3	133 N	Northwestern St.	16 0
2 N	Georgia	3 5	31 H	South Carolina	14 4	81 A	North Carolina	4 3	145 N	Grand Canyon	13 5
7 H	Florida St.	1 0	31 H	South Carolina	4 3	84 N	North Florida	10 1	167 A	Southern Miss.	12 0
7 H	Florida St.	1 5	40 A	UAB	5 0	96 A	Troy	7 1	184 N	New Mexico	9 1
10 A	Missouri	6 8	40 H	UAB	4 3				229 N	Tennessee St.	12 0
10 A	Missouri	3 1	46 H	McNeese St.	3 5				254 N	Middle Tenn.	9 1
10 A	Missouri	2 0	47 H	Houston	11 4				270 H	Mississippi Val.	12 0
11 A	Arizona	0 8	47 H	Houston	12 1						
11 A	Arizona	0 3	48 H	Virginia Tech	8 0						
17 N	Auburn	2 6	48 H	Virginia Tech	14 5						
17 N	Auburn	8 4									
18 H	South Ala.	3 0									
19 H	LSU	5 1									
19 H	LSU	2 1									
19 H	LSU	9 1									
			LAST 10 GAMES								
			2 N	Georgia	3 5	2 H	Georgia	4 1			
			17 N	Auburn	8 4	2 H	Georgia	2 10			
			10 A	Missouri	2 0	2 H	Georgia	4 2			
			10 A	Missouri	3 1	167 A	Southern Miss.	12 0			
			10 A	Missouri	6 8	81 A	North Carolina	4 3			

Non-Div. I Games:

Alabama

Average RPI Win: 86		WON-LOST	WINNING	LAST 10	STRENGTH OF	OPP. STRENGTH	TEAM	ADJ	CONF.	ADJ CONF.		
Average RPI Loss: 17		RECORD	PCT. RANK	GAMES	SCHEDULE	OF SCHEDULE	RPI	RPI	RPI	RPI		
DIV. I ONLY		48-6-0	.88889	2	8-2-0	15	16	2	.67951	4	2	2
DIV. I NON-CONF.		29-1-0	.96667	2	1-0-0	55	57	3	.66643	5	2	2
<hr/>												
TOTALS		RPI 1-25	RPI 26-50		W-L RECORDS		RPI 51-100		RPI 101-150		RPI 150+	
48-6-0		12-5-0	4-1-0		OVERALL		14-0-0		10-0-0		8-0-0	
27-2-0		4-1-0	2-1-0		HOME		10-0-0		5-0-0		6-0-0	
13-4-0		5-4-0	2-0-0		AWAY		4-0-0		2-0-0		0-0-0	
8-0-0		3-0-0	0-0-0		NEUTRAL		0-0-0		3-0-0		2-0-0	
29-1-0		4-1-0	2-0-0		NON-CONFERENCE		5-0-0		10-0-0		8-0-0	
16-1-0		1-1-0	0-0-0		HOME		4-0-0		5-0-0		6-0-0	
5-0-0		0-0-0	2-0-		AWAY		1-0-0		2-0-0		0-0-0	
8-0-0		3-0-0	0-0-0		NEUTRAL		0-0-0		3-0-0		2-0-0	
19-5-0		8-4-0	2-1-0		CONFERENCE		9-0-0		0-0-0		0-0-0	
11-1-0		3-0-0	2-1-0		HOME		6-0-0		0-0-0		0-0-0	
8-4-0		5-4-0	0-0-0		AWAY		3-0-0		0-0-0		0-0-0	
0-0-0		0-0-0	0-0-0		NEUTRAL		0-0-0		0-0-0		0-0-0	
RPI S	Opponent	Score	RPI S	Opponent	Score	RPI S	Opponent	Score	RPI S	Opponent	Score	
5 A	Oregon	6 1	42 A	Long Beach St.	10 6	53 A	Cal St. Fullerton	5 2	105 H	Cal St. Northridge	8 0	
5 A	Oregon	4 12	42 A	Long Beach St.	8 1	56 H	UC Santa Barbara	9 1	109 A	Hawaii	4 1	
5 A	Oregon	7 9	49 H	Stanford	9 0	56 H	UC Santa Barbara	5 1	109 A	Hawaii	7 2	
8 N	Oklahoma	3 2	49 H	Stanford	5 2	61 H	Utah	4 1	137 H	UC Davis	6 0	
9 A	Arizona St.	9 2	49 H	Stanford	9 12	61 H	Utah	13 3	137 H	UC Davis	5 1	
9 A	Arizona St.	9 5				61 H	Utah	8 0	143 H	Georgetown	3 1	
9 A	Arizona St.	0 2				67 A	California	3 2	144 H	Charleston So.	4 0	
10 N	Missouri	4 3				67 A	California	11 1	146 N	Delaware	7 0	
11 H	Arizona	1 0				67 A	California	9 7	146 N	Delaware	10 0	
11 H	Arizona	2 0				71 H	Oregon St.	8 4	147 N	Maryland	10 5	
11 H	Arizona	8 4				71 H	Oregon St.	9 1	160 H	Loyola Chicago	7 2	
14 A	Washington	4 0				71 H	Oregon St.	10 8	160 H	Loyola Chicago	11 3	
14 A	Washington	2 10				79 H	Western Ky.	5 0	180 H	Robert Morris	3 2	
14 A	Washington	4 2				92 H	UNLV	8 0	180 H	Robert Morris	9 0	
20 H	Michigan	4 1							184 N	New Mexico	13 0	
20 H	Michigan	4 9							193 N	Hampton	17 0	
21 N	Nebraska	6 2							221 H	Loyola Marymount	2 0	
									246 H	Bakersfield	4 2	
<hr/>												
LAST 10 GAMES												
9 A Arizona St.						9	2	49 H Stanford	9	12		
9 A Arizona St.						9	5	67 A California	3	2		
9 A Arizona St.						0	2	67 A California	11	1		
49 H Stanford						5	2	67 A California	9	7		
49 H Stanford						9	0	42 A Long Beach St.	10	6		

Non-Div. I Games:

UCLA

Average RPI Win: 82		WON-LOST RECORD		WINNING PCT. RANK		LAST 10 GAMES		STRENGTH OF SCHEDULE		OPP. STRENGTH OF SCHEDULE		TEAM RPI		ADJ RPI		CONF. RPI		ADJ CONF. RPI			
DIV. I ONLY		49-7-1		.86842 4		7-2-1		19		7		5		.67563 5		2		2			
DIV. I NON-CONF.		29-4-0		.87879 13		2-0-0		83		19		15		.64429 13		2		2			
TOTALS		RPI 1-25		RPI 26-50		W-L RECORDS		RPI 51-100		RPI 101-150		RPI 150+									
49-7-1		12-5-1		4-0-0		OVERALL		19-2-0		6-0-0		8-0-0									
14-2-1		6-2-1		0-0-0		HOME		5-0-0		0-0-0		3-0-0									
14-2-0		2-1-0		3-0-0		AWAY		7-1-0		2-0-0		0-0-0									
21-3-0		4-2-0		1-0-0		NEUTRAL		7-1-0		4-0-0		5-0-0									
29-4-0		4-2-0		1-0-0		NON-CONFERENCE		10-2-0		6-0-0		8-0-0									
5-0-0		0-0-0		0-0-0		HOME		2-0-0		0-0-0		3-0-0									
3-1-0		0-0-0		0-0-		AWAY		1-1-0		2-0-0		0-0-0									
21-3-0		4-2-0		1-0-0		NEUTRAL		7-1-0		4-0-0		5-0-0									
20-3-1		8-3-1		3-0-0		CONFERENCE		9-0-0		0-0-0		0-0-0									
9-2-1		6-2-1		0-0-0		HOME		3-0-0		0-0-0		0-0-0									
11-1-0		2-1-0		3-0-0		AWAY		6-0-0		0-0-0		0-0-0									
0-0-0		0-0-0		0-0-0		NEUTRAL		0-0-0		0-0-0		0-0-0									
RPI S	Opponent	Score		RPI S	Opponent	Score		RPI S	Opponent	Score		RPI S	Opponent	Score							
1 N	Florida	1	2	34 N	North Carolina St.	5	0	55 N	Fordham	3	2	105 N	Cal St. Northridge	12	1						
4 H	UCLA	12	4	49 A	Stanford	7	1	56 H	UC Santa Barbara	2	1	109 A	Hawaii	3	0						
4 H	UCLA	9	7	49 A	Stanford	7	2	56 H	UC Santa Barbara	10	4	109 A	Hawaii	12	4						
4 H	UCLA	1	6	49 A	Stanford	7	0	59 N	Fresno St.	10	9	122 N	Bradley	2	0						
9 H	Arizona St.	2	4					61 A	Utah	12	7	137 N	UC Davis	8	0						
9 H	Arizona St.	2	2					61 A	Utah	14	3	147 N	Maryland	10	2						
9 H	Arizona St.	12	2					61 A	Utah	8	7	163 N	Appalachian St.	9	1						
11 A	Arizona	7	3					62 N	Illinois St.	2	0	169 N	Southern Utah	8	0						
11 A	Arizona	14	3					66 N	Ohio St.	9	0	194 N	Valparaiso	5	1						
11 A	Arizona	8	11					67 H	California	7	2	202 N	Virginia	12	3						
14 H	Washington	4	0					67 H	California	9	1	228 H	Utah Valley	8	0						
14 H	Washington	8	0					67 H	California	15	3	228 H	Utah Valley	5	4						
14 H	Washington	4	3					69 N	Chattanooga	6	4	233 N	Toledo	11	2						
17 N	Auburn	3	0					71 A	Oregon St.	18	0	263 H	Portland St.	4	2						
19 N	LSU	4	1					71 A	Oregon St.	10	5										
23 N	James Madison	1	0					71 A	Oregon St.	10	2										
23 N	James Madison	0	3					72 N	Cal Poly	4	6										
25 N	Notre Dame	2	0					77 A	BYU	5	6										
								77 N	BYU	3	2										
								82 N	Boise St.	9	0										
				LAST 10 GAMES																	
				11 A Arizona				14				3									
				11 A Arizona				8				11									
				11 A Arizona				7				3									
				9 H Arizona St.				2				2									
				9 H Arizona St.				12				2									

Non-Div. I Games:

Oregon

RPI	S	Opponent	Score	
92	A	UNLV	3	1

9	H	Arizona St.	2	4
228	H	Utah Valley	8	0
228	H	Utah Valley	5	4
49	A	Stanford	7	2
49	A	Stanford	7	1

O
r
e
g
o
n

O
r
e
g
o
n

Average RPI Win: Average RPI Loss:	91 22	WON-LOST RECORD	WINNING PCT. RANK	LAST 10 GAMES	STRENGTH OF SCHEDULE	OPP. STRENGTH OF SCHEDULE	TEAM RPI	ADJ RPI	CONF. RPI	ADJ CONF. RPI			
DIV. I ONLY		44-8-1	.83962	6	9-1-0	13	33	6	.67008	6	4	4	
DIV. I NON-CONF.		22-6-1	.77586	29	0-0-0	4	12	5	.66493	6	6	6	
<hr/>													
TOTALS	RPI 1-25	RPI 26-50		W-L RECORDS		RPI 51-100		RPI 101-150		RPI 150+			
44-8-1	9-5-0	2-3-0		OVERALL		15-0-1		13-0-0		5-0-0			
23-6-1	6-4-0	1-2-0		HOME		3-0-1		9-0-0		4-0-0			
13-0-0	2-0-0	0-0-0		AWAY		8-0-0		3-0-0		0-0-0			
8-2-0	1-1-0	1-1-0		NEUTRAL		4-0-0		1-0-0		1-0-0			
22-6-1	6-3-0	2-3-0		NON-CONFERENCE		6-0-1		3-0-0		5-0-0			
12-4-1	3-2-0	1-2-0		HOME		2-0-1		2-0-0		4-0-0			
2-0-0	2-0-0	0-0-		AWAY		0-0-0		0-0-0		0-0-0			
8-2-0	1-1-0	1-1-0		NEUTRAL		4-0-0		1-0-0		1-0-0			
22-2-0	3-2-0	0-0-0		CONFERENCE		9-0-0		10-0-0		0-0-0			
11-2-0	3-2-0	0-0-0		HOME		1-0-0		7-0-0		0-0-0			
11-0-0	0-0-0	0-0-0		AWAY		8-0-0		3-0-0		0-0-0			
0-0-0	0-0-0	0-0-0		NEUTRAL		0-0-0		0-0-0		0-0-0			
<hr/>													
RPI S	Opponent	Score		RPI S	Opponent	Score		RPI S	Opponent	Score			
8 H	Oklahoma	7	0	26 H	Texas	7	10	62 N	Illinois St.	10	4		
8 H	Oklahoma	3	1	26 H	Texas	3	7	65 A	Georgia St.	4	2		
8 H	Oklahoma	5	13	33 N	Hofstra	7	4	65 A	Georgia St.	8	3		
12 A	Baylor	5	2	37 N	South Fla.	5	8	65 A	Georgia St.	13	0		
12 A	Baylor	7	4	46 H	McNeese St.	5	4	69 N	Chattanooga	6	2		
12 N	Baylor	11	10					70 H	Purdue	7	7		
18 H	South Ala.	5	1					79 A	Western Ky.	11	5		
18 H	South Ala.	4	8					79 A	Western Ky.	6	4		
18 H	South Ala.	4	1					79 A	Western Ky.	8	4		
18 H	South Ala.	2	4					79 H	Western Ky.	5	3		
18 H	South Ala.	6	2					81 H	North Carolina	6	5		
20 H	Michigan	1	15					88 N	Rutgers	4	3		
20 H	Michigan	8	6					94 N	Ohio	3	1		
23 N	James Madison	0	3					96 A	Troy	9	0		
								96 A	Troy	5	0		
								97 H	UNI	10	8		
<hr/>													
LAST 10 GAMES													
18 H South Ala.						4	1	141 H La.-Monroe				8	6
141 H La.-Monroe						14	6	141 H La.-Monroe				7	0
18 H South Ala.						2	4	134 A Texas-Arlington				8	0
79 H Western Ky.						5	3	134 A Texas-Arlington				7	0
141 H La.-Monroe						9	3	134 A Texas-Arlington				13	0

Non-Div. I Games:

La.-Lafayette

Average RPI Win: Average RPI Loss:	93 50	WON-LOST RECORD	WINNING PCT. RANK	LAST 10 GAMES	STRENGTH OF SCHEDULE	OPP. STRENGTH OF SCHEDULE	TEAM RPI	ADJ RPI	CONF. RPI	ADJ CONF. RPI		
DIV. I ONLY		50-6-0	.89286	1	10-0-0	47	22	7	.66584	7	6	6
DIV. I NON-CONF.		23-3-0	.88462	9	0-0-0	7	6	2	.69007	2	5	5
<hr/>												
TOTALS	RPI 1-25	RPI 26-50		W-L RECORDS		RPI 51-100		RPI 101-150		RPI 150+		
50-6-0	6-4-0	9-1-0		OVERALL		20-0-0		5-0-0		10-1-0		
22-1-0	0-1-0	7-0-0		HOME		7-0-0		4-0-0		4-0-0		
15-3-0	4-2-0	0-0-0		AWAY		6-0-0		0-0-0		5-1-0		
13-2-0	2-1-0	2-1-0		NEUTRAL		7-0-0		1-0-0		1-0-0		
23-3-0	4-3-0	5-0-0		NON-CONFERENCE		6-0-0		2-0-0		6-0-0		
10-1-0	0-1-0	4-0-0		HOME		1-0-0		1-0-0		4-0-0		
7-1-0	3-1-0	0-0-		AWAY		3-0-0		0-0-0		1-0-0		
6-1-0	1-1-0	1-0-0		NEUTRAL		2-0-0		1-0-0		1-0-0		
27-3-0	2-1-0	4-1-0		CONFERENCE		14-0-0		3-0-0		4-1-0		
12-0-0	0-0-0	3-0-0		HOME		6-0-0		3-0-0		0-0-0		
8-2-0	1-1-0	0-0-0		AWAY		3-0-0		0-0-0		4-1-0		
7-1-0	1-0-0	1-1-0		NEUTRAL		5-0-0		0-0-0		0-0-0		
<hr/>												
RPI S	Opponent	Score		RPI S	Opponent	Score		RPI S	Opponent	Score		
1 A	Florida	3	2	27 H	UCF	6	1	56 H	UC Santa Barbara	5	2	
1 H	Florida	2	4	34 H	North Carolina St.	5	1	70 N	Purdue	2	1	
3 A	Alabama	5	1	34 H	North Carolina St.	4	1	70 N	Purdue	4	1	
3 A	Alabama	0	1	34 H	North Carolina St.	4	2	81 A	North Carolina	5	3	
17 A	Auburn	5	4	44 H	North Dakota St.	4	1	81 A	North Carolina	5	1	
21 N	Nebraska	5	1	44 H	North Dakota St.	9	0	81 A	North Carolina	6	0	
21 N	Nebraska	3	4	44 H	North Dakota St.	5	0	81 N	North Carolina	9	1	
25 A	Notre Dame	9	7	47 N	Houston	7	1	83 N	Boston College	5	1	
25 A	Notre Dame	5	8	48 N	Virginia Tech	12	0	83 N	Boston College	8	0	
25 N	Notre Dame	3	1	48 N	Virginia Tech	4	5	83 N	Boston College	5	1	
								84 A	North Florida	11	1	
								84 A	North Florida	8	0	
								87 H	Georgia Tech	4	0	
								87 H	Georgia Tech	5	1	
								87 H	Georgia Tech	3	0	
								87 N	Georgia Tech	11	5	
								89 A	FGCU	5	0	
								100 H	Syracuse	9	1	
								100 H	Syracuse	7	1	
								100 H	Syracuse	5	0	
				LAST 10 GAMES								
				25 N Notre Dame				87 H Georgia Tech				
				81 N North Carolina				100 H Syracuse				
				87 N Georgia Tech				100 H Syracuse				
				87 H Georgia Tech				100 H Syracuse				
				87 H Georgia Tech				170 A Pittsburgh				

Non-Div. I Games:

Florida St.

Average RPI Win:		94	WON-LOST RECORD		WINNING PCT. RANK	LAST 10 GAMES	STRENGTH OF SCHEDULE		OPP. STRENGTH OF SCHEDULE	TEAM RPI	ADJ RPI	CONF. RPI	ADJ CONF. RPI								
DIV. I ONLY			45-10-0		.81818	9	10-0-0		25	18	9	.66159	8	3	3						
DIV. I NON-CONF.			29-8-0		.78378	26	5-0-0		37	10	18	.64207	15	3	3						
TOTALS		RPI 1-25		RPI 26-50		W-L RECORDS		RPI 51-100		RPI 101-150		RPI 150+									
45-10-0		7-8-0		9-1-0		OVERALL		15-1-0		4-0-0		10-0-0									
27-2-0		4-1-0		8-1-0		HOME		8-0-0		1-0-0		6-0-0									
8-5-0		3-4-0		0-0-0		AWAY		2-1-0		3-0-0		0-0-0									
10-3-0		0-3-0		1-0-0		NEUTRAL		5-0-0		0-0-0		4-0-0									
29-8-0		5-7-0		4-0-0		NON-CONFERENCE		9-1-0		1-0-0		10-0-0									
17-1-0		4-1-0		3-0-0		HOME		3-0-0		1-0-0		6-0-0									
2-4-0		1-3-0		0-0-		AWAY		1-1-0		0-0-0		0-0-0									
10-3-0		0-3-0		1-0-0		NEUTRAL		5-0-0		0-0-0		4-0-0									
16-2-0		2-1-0		5-1-0		CONFERENCE		6-0-0		3-0-0		0-0-0									
10-1-0		0-0-0		5-1-0		HOME		5-0-0		0-0-0		0-0-0									
6-1-0		2-1-0		0-0-0		AWAY		1-0-0		3-0-0		0-0-0									
0-0-0		0-0-0		0-0-0		NEUTRAL		0-0-0		0-0-0		0-0-0									
RPI	S	Opponent		Score		RPI	S	Opponent		Score		RPI	S	Opponent		Score					
4	N	UCLA		2	3	26	H	Texas		4	1	52	H	Texas Tech		13	0				
6	A	La.-Lafayette		0	7	26	H	Texas		8	0	52	H	Texas Tech		5	1				
6	A	La.-Lafayette		1	3	26	H	Texas		0	9	52	H	Texas Tech		5	0				
6	A	La.-Lafayette		13	5	38	N	Northwestern		11	9	53	A	Cal St. Fullerton		1	3				
9	A	Arizona St.		0	7	39	H	Kansas		8	3	58	A	Oklahoma St.		5	4				
12	A	Baylor		2	0	39	H	Kansas		8	0	58	H	Oklahoma St.		11	3				
12	A	Baylor		3	2	39	H	Kansas		9	0	58	H	Oklahoma St.		2	0				
12	A	Baylor		6	8	40	H	UAB		6	4	62	N	Illinois St.		11	6				
14	N	Washington		1	3	40	H	UAB		8	4	71	N	Oregon St.		11	3				
15	N	Kentucky		4	5	40	H	UAB		11	3	74	H	North Texas		3	0				
19	H	LSU		2	1							76	A	Arkansas		10	2				
19	H	LSU		3	2							82	N	Boise St.		9	1				
21	H	Nebraska		5	4							86	H	Wichita St.		3	0				
21	H	Nebraska		2	7							86	H	Wichita St.		9	1				
24	H	Tulsa		1	0							90	N	SIU Edwardsville		7	2				
												100	N	Syracuse		6	2				
						LAST 10 GAMES															
						58 H Oklahoma St.						11	3	76 A Arkansas						10	2
						58 A Oklahoma St.						5	4	40 H UAB						6	4
						52 H Texas Tech						13	0	40 H UAB						11	3
						52 H Texas Tech						5	1	40 H UAB						8	4
						52 H Texas Tech						5	0	74 H North Texas						3	0

Non-Div. I Games:

Oklahoma

Average RPI Win:	93	WON-LOST RECORD	WINNING PCT. RANK	LAST 10 GAMES	STRENGTH OF SCHEDULE	OPP. STRENGTH OF SCHEDULE	TEAM RPI	ADJ RPI	CONF. RPI	ADJ CONF. RPI					
DIV. I ONLY		44-10-1	.80909	10	6-3-1	20	19	8	.65412	9	2	2			
DIV. I NON-CONF.		29-3-0	.90625	5	3-0-0	79	58	13	.64497	12	2	2			
<hr/>															
TOTALS	RPI 1-25	RPI 26-50		W-L RECORDS		RPI 51-100		RPI 101-150		RPI 150+					
44-10-1	8-6-1	6-1-0		OVERALL		15-3-0		3-0-0		12-0-0					
33-6-0	4-4-0	4-1-0		HOME		10-1-0		3-0-0		12-0-0					
6-4-1	2-2-1	0-0-0		AWAY		4-2-0		0-0-0		0-0-0					
5-0-0	2-0-0	2-0-0		NEUTRAL		1-0-0		0-0-0		0-0-0					
29-3-0	3-1-0	3-1-0		NON-CONFERENCE		8-1-0		3-0-0		12-0-0					
24-3-0	1-1-0	1-1-0		HOME		7-1-0		3-0-0		12-0-0					
0-0-0	0-0-0	0-0-		AWAY		0-0-0		0-0-0		0-0-0					
5-0-0	2-0-0	2-0-0		NEUTRAL		1-0-0		0-0-0		0-0-0					
15-7-1	5-5-1	3-0-0		CONFERENCE		7-2-0		0-0-0		0-0-0					
9-3-0	3-3-0	3-0-0		HOME		3-0-0		0-0-0		0-0-0					
6-4-1	2-2-1	0-0-0		AWAY		4-2-0		0-0-0		0-0-0					
0-0-0	0-0-0	0-0-0		NEUTRAL		0-0-0		0-0-0		0-0-0					
RPI	S	Opponent	Score	RPI	S	Opponent	Score	RPI	S	Opponent	Score	RPI	S	Opponent	Score
4	H	UCLA	2 9	26	N	Texas	8 3	51	H	FIU	8 0	117	H	Creighton	3 0
4	H	UCLA	2 0	31	H	South Carolina	2 3	59	H	Fresno St.	7 0	125	H	Idaho St.	13 4
4	H	UCLA	5 9	34	H	North Carolina St.	9 1	61	H	Utah	4 3	125	H	Idaho St.	11 1
5	A	Oregon	2 2	36	N	Wisconsin	9 1	61	H	Utah	7 4	156	H	Drake	9 1
5	A	Oregon	4 2	49	H	Stanford	16 15	61	H	Utah	5 1	156	H	Drake	8 0
5	A	Oregon	2 12	49	H	Stanford	9 0	62	H	Illinois St.	4 2	167	H	Southern Miss.	6 0
8	H	Oklahoma	7 0	49	H	Stanford	7 5	64	H	Longwood	1 0	167	H	Southern Miss.	5 0
11	H	Arizona	5 6					67	A	California	10 0	167	H	Southern Miss.	8 0
11	H	Arizona	4 1					67	A	California	7 2	171	H	Penn St.	9 1
11	H	Arizona	2 1					67	A	California	10 2	179	H	UC Riverside	11 1
14	A	Washington	3 1					71	A	Oregon St.	2 3	184	H	New Mexico	9 0
14	A	Washington	2 3					71	A	Oregon St.	11 0	222	H	Seton Hall	12 1
16	H	Minnesota	2 3					71	A	Oregon St.	1 3	229	H	Tennessee St.	10 3
20	N	Michigan	2 0					75	H	Ball St.	0 3	275	H	Detroit	6 4
21	N	Nebraska	1 0					80	H	San Jose St.	7 4	275	H	Detroit	16 2
								80	N	San Jose St.	10 1				
								83	H	Boston College	3 0				
								90	H	SIU Edwardsville	5 2				
				LAST 10 GAMES											
				4	H	UCLA	2 9	5	A	Oregon	4 2				
				4	H	UCLA	5 9	167	H	Southern Miss.	5 0				
				4	H	UCLA	2 0	167	H	Southern Miss.	6 0				
				5	A	Oregon	2 2	167	H	Southern Miss.	8 0				
				5	A	Oregon	2 12	14	A	Washington	3 1				

Non-Div. I Games:

Arizona St.

Average RPI Win: 76		WON-LOST RECORD		WINNING PCT. RANK		LAST 10 GAMES		STRENGTH OF SCHEDULE		OPP. STRENGTH OF SCHEDULE		TEAM RPI		ADJ RPI		CONF. RPI		ADJ CONF. RPI	
DIV. I ONLY		41-16-0		.7193 30		6-4-0		8		3		12		.64967 10		1		1	
DIV. I NON-CONF.		26-6-0		.8125 20		3-0-0		76		14		23		.62776 22		1		1	
TOTALS		RPI 1-25		RPI 26-50		W-L RECORDS		RPI 51-100		RPI 101-150		RPI 150+							
41-16-0		11-12-0		6-1-0		OVERALL		9-1-0		8-2-0		7-0-0							
18-5-0		4-5-0		1-0-0		HOME		4-0-0		6-0-0		3-0-0							
10-7-0		6-4-0		2-1-0		AWAY		0-0-0		0-2-0		2-0-0							
13-4-0		1-3-0		3-0-0		NEUTRAL		5-1-0		2-0-0		2-0-0							
26-6-0		1-3-0		4-0-0		NON-CONFERENCE		9-1-0		5-2-0		7-0-0							
11-0-0		0-0-0		1-0-0		HOME		4-0-0		3-0-0		3-0-0							
2-3-0		0-1-0		0-0-		AWAY		0-0-0		0-2-0		2-0-0							
13-3-0		1-2-0		3-0-0		NEUTRAL		5-1-0		2-0-0		2-0-0							
15-10-0		10-9-0		2-1-0		CONFERENCE		0-0-0		3-0-0		0-0-0							
7-5-0		4-5-0		0-0-0		HOME		0-0-0		3-0-0		0-0-0							
8-4-0		6-3-0		2-1-0		AWAY		0-0-0		0-0-0		0-0-0							
0-1-0		0-1-0		0-0-0		NEUTRAL		0-0-0		0-0-0		0-0-0							
RPI	S	Opponent	Score		RPI	S	Opponent	Score		RPI	S	Opponent	Score		RPI	S	Opponent	Score	
1	A	Florida	5	4	30	A	Mississippi St.	8	1	55	N	Fordham	8	0	104	H	Ole Miss	2	0
1	A	Florida	4	9	30	A	Mississippi St.	3	9	58	H	Oklahoma St.	2	1	104	H	Ole Miss	9	1
1	A	Florida	5	3	30	A	Mississippi St.	6	0	62	H	Illinois St.	4	2	104	H	Ole Miss	5	3
2	H	Georgia	2	6	32	N	Lipscomb	8	0	62	H	Illinois St.	5	0	107	A	Iowa	1	3
2	H	Georgia	6	3	40	N	UAB	8	1	62	N	Illinois St.	11	10	107	A	Iowa	9	13
2	H	Georgia	8	6	44	H	North Dakota St.	11	2	63	N	Illinois	0	3	107	N	Iowa	2	1
3	H	Alabama	0	2	45	N	San Diego St.	11	2	63	N	Illinois	9	6	117	H	Creighton	11	6
3	H	Alabama	1	3						66	N	Ohio St.	7	0	117	H	Creighton	2	1
3	H	Alabama	8	6						75	H	Ball St.	11	3	122	N	Bradley	1	0
4	N	UCLA	3	4						100	N	Syracuse	9	7	139	H	Missouri St.	5	0
11	N	Arizona	2	0											153	N	Radford	7	1
12	A	Baylor	1	2											154	H	Western Ill.	4	2
12	N	Baylor	2	3											154	H	Western Ill.	5	0
15	H	Kentucky	7	8											156	N	Drake	9	0
15	H	Kentucky	2	3											205	A	Evansville	7	3
15	H	Kentucky	7	2											205	A	Evansville	6	2
17	A	Auburn	8	7											247	H	UMKC	14	0
17	A	Auburn	4	2															
17	A	Auburn	7	6															
19	N	LSU	0	6															
22	A	Texas A&M	7	0															
22	A	Texas A&M	2	11															
22	A	Texas A&M	3	4															
					LAST 10 GAMES														
					19	N	LSU	0	6	117	H	Creighton	2	1					
					3	H	Alabama	0	2	1	A	Florida	5	4					
					3	H	Alabama	1	3	1	A	Florida	4	9					
					3	H	Alabama	8	6	1	A	Florida	5	3					
					117	H	Creighton	11	6	139	H	Missouri St.	5	0					

Non-Div. I Games:

Missouri

Average RPI Win:	91	WON-LOST RECORD		WINNING PCT. RANK		LAST 10 GAMES		STRENGTH OF SCHEDULE		OPP. STRENGTH OF SCHEDULE		TEAM RPI		ADJ RPI		CONF. RPI		ADJ CONF. RPI	
Average RPI Loss:	15																		
DIV. I ONLY		41-13-0		.75926	21	6-4-0		9		13		10		.64949	11	2		2	
DIV. I NON-CONF.		27-3-0		.9	7	1-0-0		44		49		7		.65419	7	2		2	
TOTALS		RPI 1-25		RPI 26-50		W-L RECORDS		RPI 51-100		RPI 101-150		RPI 150+							
41-13-0		7-11-0		4-1-0		OVERALL		17-1-0		2-0-0		11-0-0							
28-2-0		3-2-0		3-0-0		HOME		9-0-0		2-0-0		11-0-0							
7-8-0		2-7-0		0-0-0		AWAY		5-1-0		0-0-0		0-0-0							
6-3-0		2-2-0		1-1-0		NEUTRAL		3-0-0		0-0-0		0-0-0							
27-3-0		4-2-0		1-1-0		NON-CONFERENCE		9-0-0		2-0-0		11-0-0							
18-0-0		2-0-0		0-0-0		HOME		3-0-0		2-0-0		11-0-0							
3-0-0		0-0-0		0-0-		AWAY		3-0-0		0-0-0		0-0-0							
6-3-0		2-2-0		1-1-0		NEUTRAL		3-0-0		0-0-0		0-0-0							
14-10-0		3-9-0		3-0-0		CONFERENCE		8-1-0		0-0-0		0-0-0							
10-2-0		1-2-0		3-0-0		HOME		6-0-0		0-0-0		0-0-0							
4-8-0		2-7-0		0-0-0		AWAY		2-1-0		0-0-0		0-0-0							
0-0-0		0-0-0		0-0-0		NEUTRAL		0-0-0		0-0-0		0-0-0							
RPI	S	Opponent	Score		RPI	S	Opponent	Score		RPI	S	Opponent	Score		RPI	S	Opponent	Score	
3	H	Alabama	3	0	36	N	Wisconsin	5	7	53	A	Cal St. Fullerton	15	0	145	H	Grand Canyon	5	0
3	H	Alabama	8	0	47	N	Houston	6	5	59	N	Fresno St.	8	0	145	H	Grand Canyon	5	0
4	A	UCLA	0	2	49	H	Stanford	12	3	61	H	Utah	7	1	152	H	New Mexico St.	13	7
4	A	UCLA	4	8	49	H	Stanford	5	3	61	H	Utah	11	7	152	H	New Mexico St.	13	3
4	A	UCLA	0	1	49	H	Stanford	18	12	61	H	Utah	8	3	167	H	Southern Miss.	14	2
5	H	Oregon	3	14						64	H	Longwood	8	0	167	H	Southern Miss.	9	0
5	H	Oregon	3	7						67	A	California	15	5	167	H	Southern Miss.	12	0
5	H	Oregon	11	8						67	A	California	7	2	183	H	Indiana	9	1
9	A	Arizona St.	6	5						67	A	California	1	9	184	H	New Mexico	8	0
9	A	Arizona St.	1	4						71	H	Oregon St.	9	0	185	H	UTEP	14	1
9	A	Arizona St.	1	2						71	H	Oregon St.	14	1	185	H	UTEP	11	1
10	N	Missouri	0	2						71	H	Oregon St.	13	1	194	H	Valparaiso	9	1
14	A	Washington	7	11						75	H	Ball St.	16	2	229	H	Tennessee St.	10	1
14	A	Washington	0	8						75	H	Ball St.	12	3					
14	A	Washington	2	0						80	N	San Jose St.	8	1					
20	N	Michigan	0	3						92	A	UNLV	3	2					
21	N	Nebraska	7	0						92	A	UNLV	7	5					
22	N	Texas A&M	4	2						92	N	UNLV	14	1					
LAST 10 GAMES																			
		5	H	Oregon	3	14				14	A	Washington	7	11					
		5	H	Oregon	11	8				61	H	Utah	8	3					
		5	H	Oregon	3	7				61	H	Utah	11	7					
		14	A	Washington	2	0				61	H	Utah	7	1					
		14	A	Washington	0	8				152	H	New Mexico St.	13	3					

Non-Div. I Games:

Arizona

Average RPI Win: 85		WON-LOST RECORD		WINNING PCT. RANK		LAST 10 GAMES		STRENGTH OF SCHEDULE		OPP. STRENGTH OF SCHEDULE		TEAM RPI		ADJ RPI		CONF. RPI		ADJ CONF. RPI					
DIV. I ONLY		42-13-0		.76364 19		9-1-0		29		10		17		.64833 12		3		3					
DIV. I NON-CONF.		29-8-0		.78378 26		2-0-0		43		4		19		.64228 14		3		3					
TOTALS		RPI 1-25		RPI 26-50		W-L RECORDS		RPI 51-100		RPI 101-150		RPI 150+											
42-13-0		4-6-0		11-4-0		OVERALL		10-2-0		11-1-0		6-0-0											
14-6-0		2-4-0		6-2-0		HOME		1-0-0		2-0-0		3-0-0											
13-4-0		0-0-0		2-2-0		AWAY		6-1-0		5-1-0		0-0-0											
15-3-0		2-2-0		3-0-0		NEUTRAL		3-1-0		4-0-0		3-0-0											
29-8-0		3-4-0		7-2-0		NON-CONFERENCE		5-1-0		8-1-0		6-0-0											
9-3-0		1-2-0		2-1-0		HOME		1-0-0		2-0-0		3-0-0											
5-2-0		0-0-0		2-0-		AWAY		1-0-0		2-1-0		0-0-0											
15-3-0		2-2-0		3-0-0		NEUTRAL		3-1-0		4-0-0		3-0-0											
13-5-0		1-2-0		4-2-0		CONFERENCE		5-1-0		3-0-0		0-0-0											
5-3-0		1-2-0		4-1-0		HOME		0-0-0		0-0-0		0-0-0											
8-2-0		0-0-0		0-1-0		AWAY		5-1-0		3-0-0		0-0-0											
0-0-0		0-0-0		0-0-0		NEUTRAL		0-0-0		0-0-0		0-0-0											
RPI	S	Opponent		Score		RPI	S	Opponent		Score		RPI	S	Opponent		Score		RPI	S	Opponent		Score	
6	H	La.-Lafayette		2	5	26	A	Texas		2	3	52	A	Texas Tech		14	1	106	H	Texas St.		2	0
6	H	La.-Lafayette		4	7	26	H	Texas		2	1	52	A	Texas Tech		2	0	106	N	Texas St.		11	1
6	N	La.-Lafayette		10	11	26	H	Texas		1	4	52	A	Texas Tech		6	4	107	H	Iowa		2	0
8	H	Oklahoma		8	6	30	N	Mississippi St.		1	0	53	N	Cal St. Fullerton		1	6	108	N	San Diego		9	1
8	H	Oklahoma		2	3	32	H	Lipscomb		0	1	58	A	Oklahoma St.		8	0	119	A	UTSA		7	1
8	H	Oklahoma		0	2	37	A	South Fla.		3	0	58	A	Oklahoma St.		1	2	119	N	UTSA		2	1
10	H	Missouri		2	1	38	N	Northwestern		4	0	58	A	Oklahoma St.		10	2	124	A	Iowa St.		14	6
10	N	Missouri		3	2	39	H	Kansas		7	0	67	N	California		13	0	124	A	Iowa St.		12	6
14	N	Washington		4	7	39	H	Kansas		10	0	70	N	Purdue		5	4	124	A	Iowa St.		8	3
18	N	South Ala.		1	0	39	H	Kansas		2	1	74	H	North Texas		7	1	137	N	UC Davis		17	1
						40	H	UAB		4	2	76	N	Arkansas		5	0	140	A	Sam Houston St.		12	0
						46	H	McNeese St.		6	0	92	A	UNLV		7	3	140	A	Sam Houston St.		3	4
						47	A	Houston		3	0							156	H	Drake		4	2
						47	A	Houston		2	3							168	N	Massachusetts		5	1
						49	N	Stanford		7	1							171	N	Penn St.		8	1
																		204	N	UConn		2	1
																		206	H	Louisiana Tech		10	1
																		213	H	Lamar		6	1
						LAST 10 GAMES																	
						26	A	Texas		2	3	46	H	McNeese St.		6	0						
						26	H	Texas		2	1	74	H	North Texas		7	1						
						124	A	Iowa St.		8	3	39	H	Kansas		10	0						
						124	A	Iowa St.		14	6	39	H	Kansas		2	1						
						124	A	Iowa St.		12	6	39	H	Kansas		7	0						

Non-Div. I Games:

Baylor

Average RPI Win:		95	WON-LOST RECORD		WINNING PCT. RANK		LAST 10 GAMES		STRENGTH OF SCHEDULE		OPP. STRENGTH OF SCHEDULE		TEAM RPI		ADJ RPI		CONF. RPI		ADJ CONF. RPI				
Average RPI Loss:		38																					
DIV. I ONLY			42-10-0		.80769 11		7-3-0		32		15		13		.64699 13		1		1				
DIV. I NON-CONF.			25-2-0		.92593 4		1-0-0		140		86		20		.63148 19		1		1				
TOTALS		RPI 1-25		RPI 26-50		W-L RECORDS		RPI 51-100		RPI 101-150		RPI 150+											
42-10-0		9-5-0		8-2-0		OVERALL		9-3-0		6-0-0		10-0-0											
19-3-0		3-0-0		5-2-0		HOME		2-1-0		6-0-0		3-0-0											
11-5-0		5-4-0		2-0-0		AWAY		4-1-0		0-0-0		0-0-0											
12-2-0		1-1-0		1-0-0		NEUTRAL		3-1-0		0-0-0		7-0-0											
25-2-0		1-0-0		4-0-0		NON-CONFERENCE		7-2-0		3-0-0		10-0-0											
9-1-0		0-0-0		1-0-0		HOME		2-1-0		3-0-0		3-0-0											
4-0-0		0-0-0		2-0-		AWAY		2-0-0		0-0-0		0-0-0											
12-1-0		1-0-0		1-0-0		NEUTRAL		3-1-0		0-0-0		7-0-0											
17-8-0		8-5-0		4-2-0		CONFERENCE		2-1-0		3-0-0		0-0-0											
10-2-0		3-0-0		4-2-0		HOME		0-0-0		3-0-0		0-0-0											
7-5-0		5-4-0		0-0-0		AWAY		2-1-0		0-0-0		0-0-0											
0-1-0		0-1-0		0-0-0		NEUTRAL		0-0-0		0-0-0		0-0-0											
RPI	S	Opponent		Score		RPI	S	Opponent		Score		RPI	S	Opponent		Score		RPI	S	Opponent		Score	
1	H	Florida		7	6	30	H	Mississippi St.		11	5	53	A	Cal St. Fullerton		8	4	104	H	Ole Miss		11	6
1	H	Florida		5	2	30	H	Mississippi St.		0	2	59	N	Fresno St.		5	4	104	H	Ole Miss		5	3
1	H	Florida		9	2	30	H	Mississippi St.		7	11	60	A	Ga. Southern		1	0	104	H	Ole Miss		5	1
15	A	Kentucky		6	3	31	H	South Carolina		11	2	60	H	Ga. Southern		2	0	135	H	Western Caro.		15	0
15	A	Kentucky		2	5	31	H	South Carolina		6	5	63	N	Illinois		10	0	138	H	Campbell		1	0
15	A	Kentucky		9	2	31	H	South Carolina		5	4	71	N	Oregon St.		5	1	149	H	Tennessee Tech		13	5
15	N	Kentucky		0	2	37	A	South Fla.		3	2	76	A	Arkansas		9	2	170	N	Pittsburgh		5	0
19	A	LSU		4	8	45	A	San Diego St.		3	1	76	A	Arkansas		4	5	174	N	Binghamton		10	0
19	A	LSU		4	7	49	N	Stanford		3	1	76	A	Arkansas		8	0	215	H	Wright St.		8	0
19	A	LSU		9	0	50	H	Col. of Charleston		3	0	77	N	BYU		3	6	215	H	Wright St.		9	0
21	N	Nebraska		5	3							79	H	Western Ky.		2	3	215	N	Wright St.		10	2
22	A	Texas A&M		15	2							93	H	Furman		8	0	227	N	Northern Colo.		8	3
22	A	Texas A&M		1	4													227	N	Northern Colo.		8	0
22	A	Texas A&M		5	3													254	N	Middle Tenn.		9	8
																		256	N	Oakland		14	3
																		264	H	Holy Cross		5	0
						LAST 10 GAMES																	
						15	N	Kentucky		0	2	15	A	Kentucky		2	5						
						104	H	Ole Miss		5	1	15	A	Kentucky		6	3						
						104	H	Ole Miss		5	3	93	H	Furman		8	0						
						104	H	Ole Miss		11	6	30	H	Mississippi St.		7	11						
						15	A	Kentucky		9	2	30	H	Mississippi St.		11	5						

Non-Div. I Games:

Tennessee

Average RPI Win: 78		WON-LOST RECORD		WINNING PCT. RANK		LAST 10 GAMES		STRENGTH OF SCHEDULE		OPP. STRENGTH OF SCHEDULE		TEAM RPI		ADJ RPI		CONF. RPI		ADJ CONF. RPI	
DIV. I ONLY		33-13-0		.71739 32		8-2-0		10		4		14		.6423 14		2		2	
DIV. I NON-CONF.		20-4-0		.83333 18		0-0-0		57		2		16		.63763 17		2		2	
TOTALS		RPI 1-25		RPI 26-50		W-L RECORDS		RPI 51-100		RPI 101-150		RPI 150+							
33-13-0		7-9-0		5-2-0		OVERALL		14-2-0		3-0-0		4-0-0							
5-5-0		4-4-0		0-0-0		HOME		1-1-0		0-0-0		0-0-0							
10-4-0		0-3-0		2-1-0		AWAY		7-0-0		0-0-0		1-0-0							
18-4-0		3-2-0		3-1-0		NEUTRAL		6-1-0		3-0-0		3-0-0							
20-4-0		3-2-0		3-1-0		NON-CONFERENCE		7-1-0		3-0-0		4-0-0							
0-0-0		0-0-0		0-0-0		HOME		0-0-0		0-0-0		0-0-0							
2-0-0		0-0-0		0-0-		AWAY		1-0-0		0-0-0		1-0-0							
18-4-0		3-2-0		3-1-0		NEUTRAL		6-1-0		3-0-0		3-0-0							
13-9-0		4-7-0		2-1-0		CONFERENCE		7-1-0		0-0-0		0-0-0							
5-5-0		4-4-0		0-0-0		HOME		1-1-0		0-0-0		0-0-0							
8-4-0		0-3-0		2-1-0		AWAY		6-0-0		0-0-0		0-0-0							
0-0-0		0-0-0		0-0-0		NEUTRAL		0-0-0		0-0-0		0-0-0							
RPI S	Opponent		Score		RPI S	Opponent		Score		RPI S	Opponent		Score		RPI S	Opponent		Score	
4	H	UCLA	0	4	26	N	Texas	3	2	59	N	Fresno St.	0	1	108	N	San Diego	3	0
4	H	UCLA	10	2	26	N	Texas	6	3	61	H	Utah	2	3	137	N	UC Davis	16	2
4	H	UCLA	2	4	36	N	Wisconsin	4	2	61	H	Utah	5	2	147	N	Maryland	11	0
5	A	Oregon	3	4	38	N	Northwestern	2	4	62	N	Illinois St.	9	1	185	N	UTEP	9	0
5	A	Oregon	0	4	49	A	Stanford	11	2	67	A	California	9	1	198	N	Michigan St.	8	0
5	A	Oregon	0	8	49	A	Stanford	7	0	67	A	California	14	0	246	N	Bakersfield	9	0
8	N	Oklahoma	3	1	49	A	Stanford	5	13	67	A	California	4	3	249	A	Seattle	11	0
9	H	Arizona St.	3	2						71	A	Oregon St.	11	1					
9	H	Arizona St.	1	3						71	A	Oregon St.	10	2					
11	H	Arizona	0	2						71	A	Oregon St.	6	2					
11	H	Arizona	8	0						76	N	Arkansas	6	1					
11	H	Arizona	11	7						77	N	BYU	8	0					
12	N	Baylor	7	4						80	N	San Jose St.	1	0					
19	N	LSU	3	6						80	N	San Jose St.	18	1					
20	N	Michigan	7	1						90	N	SIU Edwardsville	17	0					
21	N	Nebraska	1	2						92	A	UNLV	7	1					
LAST 10 GAMES																			
					67	A	California	14	0	11	H	Arizona	11	7					
					67	A	California	9	1	71	A	Oregon St.	10	2					
					67	A	California	4	3	71	A	Oregon St.	11	1					
					11	H	Arizona	0	2	71	A	Oregon St.	6	2					
					11	H	Arizona	8	0	9	H	Arizona St.	1	3					

Non-Div. I Games:

Washington

Average RPI Win: 100		WON-LOST	WINNING	LAST 10	STRENGTH OF	OPP. STRENGTH	TEAM	ADJ	CONF.	ADJ CONF.					
Average RPI Loss: 22		RECORD	PCT. RANK	GAMES	SCHEDULE	OF SCHEDULE	RPI	RPI	RPI	RPI					
DIV. I ONLY		44-15-0	.74576	24	5-5-0	18	12	16	.63925	15	1	1			
DIV. I NON-CONF.		28-3-0	.90323	6	1-0-0	106	85	17	.63137	20	1	1			
<hr/>															
TOTALS		RPI 1-25	RPI 26-50		W-L RECORDS		RPI 51-100		RPI 101-150		RPI 150+				
44-15-0		9-11-0	9-2-0		OVERALL		6-2-0		6-0-0		14-0-0				
17-7-0		4-5-0	2-1-0		HOME		4-1-0		1-0-0		6-0-0				
15-5-0		2-4-0	6-1-0		AWAY		1-0-0		5-0-0		1-0-0				
12-3-0		3-2-0	1-0-0		NEUTRAL		1-1-0		0-0-0		7-0-0				
28-3-0		1-1-0	6-1-0		NON-CONFERENCE		4-1-0		3-0-0		14-0-0				
11-1-0		0-0-0	2-1-0		HOME		2-0-0		1-0-0		6-0-0				
8-0-0		0-0-0	4-0-		AWAY		1-0-0		2-0-0		1-0-0				
9-2-0		1-1-0	0-0-0		NEUTRAL		1-1-0		0-0-0		7-0-0				
16-12-0		8-10-0	3-1-0		CONFERENCE		2-1-0		3-0-0		0-0-0				
6-6-0		4-5-0	0-0-0		HOME		2-1-0		0-0-0		0-0-0				
7-5-0		2-4-0	2-1-0		AWAY		0-0-0		3-0-0		0-0-0				
3-1-0		2-1-0	1-0-0		NEUTRAL		0-0-0		0-0-0		0-0-0				
RPI	S	Opponent	Score	RPI	S	Opponent	Score	RPI	S	Opponent	Score	RPI	S	Opponent	Score
2	A	Georgia	1 5	26	A	Texas	6 5	54	N	IPFW	2 1	103	A	Fla. Atlantic	7 1
2	A	Georgia	1 4	26	A	Texas	6 4	68	H	Kent St.	4 2	104	A	Ole Miss	3 1
2	A	Georgia	1 3	30	A	Mississippi St.	5 0	68	H	Kent St.	9 2	104	A	Ole Miss	3 1
2	N	Georgia	2 5	30	A	Mississippi St.	1 2	68	N	Kent St.	0 3	104	A	Ole Miss	11 4
8	N	Oklahoma	5 4	30	A	Mississippi St.	4 0	76	H	Arkansas	4 3	123	A	Marshall	6 2
10	A	Missouri	3 2	30	N	Mississippi St.	4 3	76	H	Arkansas	7 5	132	H	Eastern Ky.	2 1
10	A	Missouri	8 7	39	H	Kansas	4 2	76	H	Arkansas	0 8	170	H	Pittsburgh	4 3
10	A	Missouri	2 7	39	H	Kansas	5 7	79	A	Western Ky.	11 8	171	N	Penn St.	8 1
13	H	Tennessee	2 9	42	A	Long Beach St.	10 0					171	N	Penn St.	5 0
13	H	Tennessee	5 2	43	A	Louisville	7 3					183	A	Indiana	5 0
13	H	Tennessee	3 6	43	H	Louisville	5 0					191	H	Saint Francis (PA)	10 2
13	N	Tennessee	2 0									192	H	Fairfield	5 0
17	H	Auburn	2 1									206	N	Louisiana Tech	1 0
17	H	Auburn	4 6									206	N	Louisiana Tech	6 3
17	H	Auburn	6 7									208	H	Butler	9 7
19	N	LSU	4 3									215	H	Wright St.	9 1
20	N	Michigan	0 3									221	N	Loyola Marymount	7 1
22	H	Texas A&M	4 2									224	N	George Washington	3 0
22	H	Texas A&M	1 6									250	N	Santa Clara	6 0
22	H	Texas A&M	5 3									270	H	Mississippi Val.	10 0
				LAST 10 GAMES											
		2 N Georgia	2 5			2 A Georgia	1 4								
		19 N LSU	4 3			2 A Georgia	1 5								
		13 N Tennessee	2 0			43 A Louisville	7 3								
		30 N Mississippi St.	4 3			13 H Tennessee	2 9								
		2 A Georgia	1 3			13 H Tennessee	5 2								

Non-Div. I Games:

Kentucky

Average RPI Win:	93	WON-LOST RECORD	WINNING PCT. RANK	LAST 10 GAMES	STRENGTH OF SCHEDULE	OPP. STRENGTH OF SCHEDULE	TEAM RPI	ADJ RPI	CONF. RPI	ADJ CONF. RPI		
DIV. I ONLY		41-9-0	.82	7	8-2-0	39	27	15	.63853	16	5	5
DIV. I NON-CONF.		22-3-0	.88	11	0-0-0	59	32	12	.64023	16	4	4
<hr/>												
TOTALS	RPI 1-25	RPI 26-50		W-L RECORDS		RPI 51-100		RPI 101-150		RPI 150+		
41-9-0	6-4-0	5-2-0		OVERALL		16-3-0		5-0-0		9-0-0		
9-2-0	0-0-0	3-2-0		HOME		3-0-0		0-0-0		3-0-0		
13-5-0	5-3-0	1-0-0		AWAY		4-2-0		3-0-0		0-0-0		
19-2-0	1-1-0	1-0-0		NEUTRAL		9-1-0		2-0-0		6-0-0		
22-3-0	2-1-0	2-0-0		NON-CONFERENCE		9-2-0		3-0-0		6-0-0		
0-0-0	0-0-0	0-0-0		HOME		0-0-0		0-0-0		0-0-0		
6-1-0	2-0-0	1-0-		AWAY		2-1-0		1-0-0		0-0-0		
16-2-0	0-1-0	1-0-0		NEUTRAL		7-1-0		2-0-0		6-0-0		
19-6-0	4-3-0	3-2-0		CONFERENCE		7-1-0		2-0-0		3-0-0		
9-2-0	0-0-0	3-2-0		HOME		3-0-0		0-0-0		3-0-0		
7-4-0	3-3-0	0-0-0		AWAY		2-1-0		2-0-0		0-0-0		
3-0-0	1-0-0	0-0-0		NEUTRAL		2-0-0		0-0-0		0-0-0		
RPI S	Opponent	Score	RPI S	Opponent	Score	RPI S	Opponent	Score	RPI S	Opponent	Score	
1 N	Florida	2 15	31 A	South Carolina	1 0	51 N	FIU	1 3	107 A	Iowa	2 0	
9 A	Arizona St.	3 2	31 N	South Carolina	11 4	57 A	Coastal Caro.	2 0	107 A	Iowa	7 0	
19 A	LSU	1 0	36 H	Wisconsin	3 0	58 A	Oklahoma St.	4 5	112 N	Murray St.	8 2	
20 A	Michigan	2 7	36 H	Wisconsin	1 2	58 N	Oklahoma St.	1 0	130 A	UNC Greensboro	8 0	
20 A	Michigan	1 3	38 H	Northwestern	9 13	63 H	Illinois	7 0	139 N	Missouri St.	11 4	
20 A	Michigan	1 0	38 H	Northwestern	13 5	63 H	Illinois	8 0	156 N	Drake	6 2	
20 N	Michigan	3 2	38 H	Northwestern	3 1	63 H	Illinois	8 3	171 H	Penn St.	16 2	
21 A	Nebraska	2 3				65 N	Georgia St.	7 0	171 H	Penn St.	9 0	
21 A	Nebraska	7 2				66 N	Ohio St.	9 0	171 H	Penn St.	1 0	
21 A	Nebraska	13 4				70 A	Purdue	7 2	193 N	Hampton	8 0	
						70 A	Purdue	9 1	196 N	Central Ark.	7 0	
						70 A	Purdue	0 3	199 N	Army	12 1	
						70 N	Purdue	6 3	224 N	George Washington	3 0	
						77 N	BYU	13 6	275 N	Detroit	6 0	
						82 N	Boise St.	11 2				
						90 N	SIU Edwardsville	5 0				
						92 A	UNLV	6 0				
						96 N	Troy	2 0				
						96 N	Troy	4 2				
LAST 10 GAMES												
						70 A	Purdue	0 3				
						171 H	Penn St.	9 0				
						171 H	Penn St.	16 2				
						171 H	Penn St.	1 0				
						20 A	Michigan	2 7				

Non-Div. I Games:

Minnesota

Average RPI Win:		90	WON-LOST RECORD		WINNING PCT. RANK	LAST 10 GAMES	STRENGTH OF SCHEDULE		OPP. STRENGTH OF SCHEDULE	TEAM RPI	ADJ RPI	CONF. RPI	ADJ CONF. RPI
Average RPI Loss:		12	39-17-1		.69298 38	7-3-0	3		9	11	.63832 17	1	1
DIV. I ONLY			26-3-1		.88333 10	1-0-0	46		113	11	.63602 18	1	1
DIV. I NON-CONF.													
TOTALS		RPI 1-25	RPI 26-50		W-L RECORDS		RPI 51-100		RPI 101-150		RPI 150+		
39-17-1		9-14-0	5-3-0		OVERALL		10-0-1		8-0-0		7-0-0		
28-7-0		5-6-0	3-1-0		HOME		7-0-0		7-0-0		6-0-0		
6-8-1		3-6-0	2-2-0		AWAY		1-0-1		0-0-0		0-0-0		
5-2-0		1-2-0	0-0-0		NEUTRAL		2-0-0		1-0-0		1-0-0		
26-3-1		0-3-0	1-0-0		NON-CONFERENCE		10-0-1		8-0-0		7-0-0		
21-2-0		0-2-0	1-0-0		HOME		7-0-0		7-0-0		6-0-0		
1-0-1		0-0-0	0-0-0		AWAY		1-0-1		0-0-0		0-0-0		
4-1-0		0-1-0	0-0-0		NEUTRAL		2-0-0		1-0-0		1-0-0		
13-14-0		9-11-0	4-3-0		CONFERENCE		0-0-0		0-0-0		0-0-0		
7-5-0		5-4-0	2-1-0		HOME		0-0-0		0-0-0		0-0-0		
5-8-0		3-6-0	2-2-0		AWAY		0-0-0		0-0-0		0-0-0		
1-1-0		1-1-0	0-0-0		NEUTRAL		0-0-0		0-0-0		0-0-0		
RPI S	Opponent	Score	RPI S	Opponent	Score	RPI S	Opponent	Score	RPI S	Opponent	Score		
1 A	Florida	2 4	30 H	Mississippi St.	2 5	54 H	IPFW	10 0	110 H	Winthrop	16 0		
1 A	Florida	6 7	30 H	Mississippi St.	5 2	62 N	Illinois St.	3 2	111 H	Samford	3 0		
1 A	Florida	0 1	30 H	Mississippi St.	11 3	65 A	Georgia St.	16 1	112 H	Murray St.	11 7		
2 A	Georgia	4 8	31 A	South Carolina	7 5	70 H	Purdue	8 0	112 H	Murray St.	10 0		
2 A	Georgia	8 1	31 A	South Carolina	5 3	73 H	Omaha	4 2	123 H	Marshall	19 5		
2 A	Georgia	2 11	31 A	South Carolina	2 4	75 H	Ball St.	15 3	141 H	La.-Monroe	9 2		
3 N	Alabama	4 8	31 A	South Carolina	4 7	96 A	Troy	5 5	147 N	Maryland	16 3		
3 N	Alabama	6 2	44 H	North Dakota St.	11 3	96 H	Troy	13 5	149 H	Tennessee Tech	8 4		
5 N	Oregon	0 3				99 H	Jacksonville St.	6 5	153 H	Radford	9 0		
7 H	Florida St.	4 5				99 H	Jacksonville St.	13 3	153 N	Radford	8 0		
10 H	Missouri	2 4				100 N	Syracuse	10 1	154 H	Western Ill.	6 0		
10 H	Missouri	7 8							160 H	Loyola Chicago	11 2		
10 H	Missouri	6 7							252 H	Morehead St.	12 0		
15 A	Kentucky	7 6							262 H	Savannah St.	22 0		
15 A	Kentucky	1 2							277 H	Alabama St.	5 3		
15 A	Kentucky	6 4											
19 H	LSU	1 4											
19 H	LSU	7 0											
19 H	LSU	6 4											
22 H	Texas A&M	7 6											
22 H	Texas A&M	6 0											
22 H	Texas A&M	9 1											
25 H	Notre Dame	2 3											
LAST 10 GAMES													
	3 N	Alabama	4 8			22 H	Texas A&M	9 1					
	31 A	South Carolina	7 5			22 H	Texas A&M	6 0					
	31 A	South Carolina	2 4			22 H	Texas A&M	7 6					
	31 A	South Carolina	4 7			277 H	Alabama St.	5 3					
	31 A	South Carolina	5 3			2 A	Georgia	8 1					

Non-Div. I Games:

Auburn

Average RPI Win:	95	WON-LOST RECORD	WINNING PCT. RANK	LAST 10 GAMES	STRENGTH OF SCHEDULE	OPP. STRENGTH OF SCHEDULE	TEAM RPI	ADJ RPI	CONF. RPI	ADJ CONF. RPI				
DIV. I ONLY		40-12-0	.76923	18	7-3-0	34	23	19	.63652	18	4	4		
DIV. I NON-CONF.		23-5-0	.82143	19	0-1-0	30	5	10	.65028	9	6	6		
<hr/>														
TOTALS	RPI 1-25	RPI 26-50		W-L RECORDS		RPI 51-100		RPI 101-150		RPI 150+				
40-12-0	4-6-0	4-2-0		OVERALL		16-2-0		12-2-0		4-0-0				
16-2-0	0-0-0	3-0-0		HOME		5-2-0		6-0-0		2-0-0				
11-7-0	3-5-0	1-0-0		AWAY		5-0-0		2-2-0		0-0-0				
13-3-0	1-1-0	0-2-0		NEUTRAL		6-0-0		4-0-0		2-0-0				
23-5-0	2-3-0	4-2-0		NON-CONFERENCE		9-0-0		4-0-0		4-0-0				
7-0-0	0-0-0	3-0-0		HOME		2-0-0		0-0-0		2-0-0				
4-2-0	1-2-0	1-0-		AWAY		1-0-0		1-0-0		0-0-0				
12-3-0	1-1-0	0-2-0		NEUTRAL		6-0-0		3-0-0		2-0-0				
17-7-0	2-3-0	0-0-0		CONFERENCE		7-2-0		8-2-0		0-0-0				
9-2-0	0-0-0	0-0-0		HOME		3-2-0		6-0-0		0-0-0				
7-5-0	2-3-0	0-0-0		AWAY		4-0-0		1-2-0		0-0-0				
1-0-0	0-0-0	0-0-0		NEUTRAL		0-0-0		1-0-0		0-0-0				
<hr/>														
RPI	S	Opponent	Score		RPI	S	Opponent	Score		RPI	S	Opponent	Score	
2	N	Georgia	3	2	30	H	Mississippi St.	3	2	54	N	IPFW	8	0
3	A	Alabama	0	3	38	N	Northwestern	1	2	58	A	Oklahoma St.	5	1
6	A	La.-Lafayette	8	4	40	A	UAB	2	1	63	N	Illinois	5	3
6	A	La.-Lafayette	4	2	40	H	UAB	8	0	63	N	Illinois	5	2
6	A	La.-Lafayette	1	5	46	H	McNeese St.	4	1	65	H	Georgia St.	8	0
6	A	La.-Lafayette	1	4	48	N	Virginia Tech	0	1	65	H	Georgia St.	1	2
6	A	La.-Lafayette	2	6						65	H	Georgia St.	2	1
12	N	Baylor	0	1						69	N	Chattanooga	2	1
19	A	LSU	1	6						79	A	Western Ky.	6	4
19	A	LSU	2	1						79	A	Western Ky.	9	5
										79	A	Western Ky.	3	2
										91	N	East Carolina	6	1
										94	N	Ohio	3	0
										96	A	Troy	9	1
										96	H	Troy	0	1
										96	H	Troy	3	2
										100	H	Syracuse	2	1
										100	H	Syracuse	8	0
LAST 10 GAMES														
6	A	La.-Lafayette	1	4	79	A	Western Ky.	9	5					
6	A	La.-Lafayette	4	2	79	A	Western Ky.	3	2					
141	N	La.-Monroe	8	1	79	A	Western Ky.	6	4					
96	H	Troy	3	2	19	A	LSU	1	6					
96	H	Troy	0	1	65	H	Georgia St.	2	1					

Non-Div. I Games:

South Ala.

Average RPI Win: 89		WON-LOST	WINNING	LAST 10	STRENGTH OF		OPP. STRENGTH	TEAM	ADJ	CONF.	ADJ CONF.
Average RPI Loss: 27		RECORD	PCT. RANK	GAMES	SCHEDULE		OF SCHEDULE	RPI	RPI	RPI	RPI
DIV. I ONLY		35-22-0	.61404	74	1		8	18	.63322	19	1
DIV. I NON-CONF.		21-10-0	.67742	52	17		51	29	.60997	28	1
TOTALS		RPI 1-25	RPI 26-50		W-L RECORDS		RPI 51-100		RPI 101-150		RPI 150+
35-22-0		9-15-0	8-5-0		OVERALL		3-0-0		7-1-0		8-1-0
19-11-0		6-6-0	3-3-0		HOME		2-0-0		2-1-0		6-1-0
11-9-0		1-7-0	3-2-0		AWAY		0-0-0		5-0-0		2-0-0
5-2-0		2-2-0	2-0-0		NEUTRAL		1-0-0		0-0-0		0-0-0
21-10-0		2-5-0	4-3-0		NON-CONFERENCE		3-0-0		4-1-0		8-1-0
12-6-0		1-2-0	1-2-0		HOME		2-0-0		2-1-0		6-1-0
5-3-0		0-2-0	1-0-		AWAY		0-0-0		2-0-0		2-0-0
4-1-0		1-1-0	2-0-0		NEUTRAL		1-0-0		0-0-0		0-0-0
14-12-0		7-10-0	4-2-0		CONFERENCE		0-0-0		3-0-0		0-0-0
7-5-0		5-4-0	2-1-0		HOME		0-0-0		0-0-0		0-0-0
6-6-0		1-5-0	2-1-0		AWAY		0-0-0		3-0-0		0-0-0
1-1-0		1-1-0	0-0-0		NEUTRAL		0-0-0		0-0-0		0-0-0
RPI S	Opponent	Score	RPI S	Opponent	Score	RPI S	Opponent	Score	RPI S	Opponent	Score
1 H	Florida	6 7	26 H	Texas	1 6	53 N	Cal St. Fullerton	8 1	104 A	Ole Miss	13 4
1 H	Florida	2 10	30 H	Mississippi St.	8 0	58 H	Oklahoma St.	1 0	104 A	Ole Miss	3 1
1 H	Florida	3 2	30 H	Mississippi St.	6 5	90 H	SIU Edwardsville	14 2	104 A	Ole Miss	10 1
2 H	Georgia	5 4	30 H	Mississippi St.	3 4				112 H	Murray St.	10 2
2 H	Georgia	1 6	31 A	South Carolina	13 5				124 H	Iowa St.	1 0
2 H	Georgia	13 11	31 A	South Carolina	0 8				133 A	Northwestern St.	5 3
3 A	Alabama	1 9	31 A	South Carolina	14 1				136 H	Harvard	0 1
3 A	Alabama	1 5	33 A	Hofstra	3 5				141 A	La.-Monroe	14 1
3 A	Alabama	1 2	33 A	Hofstra	5 2				171 H	Penn St.	11 3
5 N	Oregon	1 4	38 H	Northwestern	4 0				171 H	Penn St.	5 6
8 A	Oklahoma	1 2	42 N	Long Beach St.	13 0				196 H	Central Ark.	8 1
8 A	Oklahoma	2 3	46 H	McNeese St.	1 2				212 A	Nicholls St.	9 0
10 N	Missouri	6 0	49 N	Stanford	5 3				213 H	Lamar	10 0
13 H	Tennessee	0 9							224 H	George Washington	8 4
13 H	Tennessee	8 4							224 H	George Washington	14 4
13 H	Tennessee	7 4							236 H	Jackson St.	8 0
14 N	Washington	6 3							241 A	Southeastern La.	11 3
15 N	Kentucky	3 4									
16 H	Minnesota	0 1									
17 A	Auburn	4 6									
17 A	Auburn	0 7									
17 A	Auburn	4 1									
18 H	South Ala.	1 2									
18 H	South Ala.	6 1									
			LAST 10 GAMES								
			15 N	Kentucky	3 4	241 A	Southeastern La.	11 3			
			10 N	Missouri	6 0	104 A	Ole Miss	13 4			
			30 H	Mississippi St.	3 4	104 A	Ole Miss	3 1			
			30 H	Mississippi St.	8 0	104 A	Ole Miss	10 1			
			30 H	Mississippi St.	6 5	18 H	South Ala.	6 1			

Non-Div. I Games:

LSU

Average RPI Win: 107		WON-LOST RECORD		WINNING PCT. RANK		LAST 10 GAMES		STRENGTH OF SCHEDULE		OPP. STRENGTH OF SCHEDULE		TEAM RPI		ADJ RPI		CONF. RPI		ADJ CONF. RPI				
DIV. I ONLY		42-12-0		.77778 16		5-5-0		44		24		20		.63165 20		5		5				
DIV. I NON-CONF.		22-6-0		.78571 25		0-0-0		9		8		8		.65379 8		4		4				
TOTALS		RPI 1-25		RPI 26-50		W-L RECORDS		RPI 51-100		RPI 101-150		RPI 150+										
42-12-0		6-7-0		5-3-0		OVERALL		12-2-0		3-0-0		16-0-0										
12-3-0		2-1-0		1-2-0		HOME		3-0-0		0-0-0		6-0-0										
14-4-0		2-2-0		2-0-0		AWAY		3-2-0		2-0-0		5-0-0										
16-5-0		2-4-0		2-1-0		NEUTRAL		6-0-0		1-0-0		5-0-0										
22-6-0		4-5-0		3-1-0		NON-CONFERENCE		5-0-0		3-0-0		7-0-0										
2-0-0		0-0-0		0-0-0		HOME		0-0-0		0-0-0		2-0-0										
6-2-0		2-2-0		2-0-		AWAY		0-0-0		2-0-0		0-0-0										
14-4-0		2-3-0		1-1-0		NEUTRAL		5-0-0		1-0-0		5-0-0										
20-6-0		2-2-0		2-2-0		CONFERENCE		7-2-0		0-0-0		9-0-0										
10-3-0		2-1-0		1-2-0		HOME		3-0-0		0-0-0		4-0-0										
8-2-0		0-0-0		0-0-0		AWAY		3-2-0		0-0-0		5-0-0										
2-1-0		0-1-0		1-0-0		NEUTRAL		1-0-0		0-0-0		0-0-0										
RPI	S	Opponent		Score		RPI	S	Opponent		Score		RPI	S	Opponent		Score						
1	N	Florida		4	9	26	N	Texas		3	1	62	N	Illinois St.		7	1	103	A	Fla. Atlantic	1	0
4	A	UCLA		1	4	36	H	Wisconsin		5	6	63	A	Illinois		10	2	118	A	Central Mich.	11	0
4	A	UCLA		9	4	36	H	Wisconsin		3	9	63	A	Illinois		6	5	124	N	Iowa St.	6	4
6	A	La.-Lafayette		6	8	36	H	Wisconsin		10	1	63	A	Illinois		2	10	151	N	Memphis	5	0
6	A	La.-Lafayette		15	1	36	N	Wisconsin		4	3	63	N	Illinois		8	2	170	N	Pittsburgh	9	0
9	N	Arizona St.		0	2	37	A	South Fla.		3	2	66	H	Ohio St.		1	0	171	A	Penn St.	22	0
11	N	Arizona		3	0	43	A	Louisville		9	1	66	H	Ohio St.		9	1	171	A	Penn St.	6	0
14	N	Washington		1	7	47	N	Houston		2	5	66	H	Ohio St.		10	0	171	A	Penn St.	12	4
15	N	Kentucky		3	0							68	N	Kent St.		1	0	183	H	Indiana	8	0
16	H	Minnesota		0	1							68	N	Kent St.		7	1	183	H	Indiana	9	1
16	H	Minnesota		3	1							68	N	Kent St.		12	4	183	H	Indiana	12	3
16	H	Minnesota		7	2							70	A	Purdue		11	0	196	N	Central Ark.	7	0
16	N	Minnesota		2	3							70	A	Purdue		2	3	198	A	Michigan St.	8	0
												83	N	Boston College		6	5	198	A	Michigan St.	14	0
																		198	H	Michigan St.	9	1
																		200	N	Bethune-Cookman	12	1
																		210	H	Western Mich.	8	0
																		228	N	Utah Valley	7	1
																		275	H	Detroit	10	0

Average RPI Win: 100		WON-LOST RECORD		WINNING PCT. RANK		LAST 10 GAMES		STRENGTH OF SCHEDULE		OPP. STRENGTH OF SCHEDULE		TEAM RPI		ADJ RPI		CONF. RPI		ADJ CONF. RPI	
DIV. I ONLY		40-15-0		.72727 27		8-2-0		27		31		21		.62859 21		5		5	
DIV. I NON-CONF.		22-9-0		.70968 44		0-0-0		3		23		14		.64527 11		4		4	
TOTALS		RPI 1-25		RPI 26-50		W-L RECORDS		RPI 51-100		RPI 101-150		RPI 150+							
40-15-0		5-8-0		5-2-0		OVERALL		12-4-0		7-0-0		11-1-0							
13-3-0		1-2-0		0-0-0		HOME		4-1-0		5-0-0		3-0-0							
16-4-0		1-1-0		5-2-0		AWAY		6-1-0		0-0-0		4-0-0							
11-8-0		3-5-0		0-0-0		NEUTRAL		2-2-0		2-0-0		4-1-0							
22-9-0		4-6-0		2-0-0		NON-CONFERENCE		7-2-0		4-0-0		5-1-0							
3-1-0		0-0-0		0-0-0		HOME		1-1-0		2-0-0		0-0-0							
8-1-0		1-1-0		2-0-		AWAY		4-0-0		0-0-0		1-0-0							
11-7-0		3-5-0		0-0-0		NEUTRAL		2-1-0		2-0-0		4-1-0							
18-6-0		1-2-0		3-2-0		CONFERENCE		5-2-0		3-0-0		6-0-0							
10-2-0		1-2-0		0-0-0		HOME		3-0-0		3-0-0		3-0-0							
8-3-0		0-0-0		3-2-0		AWAY		2-1-0		0-0-0		3-0-0							
0-1-0		0-0-0		0-0-0		NEUTRAL		0-1-0		0-0-0		0-0-0							
RPI S	Opponent	Score		RPI S	Opponent	Score		RPI S	Opponent	Score		RPI S	Opponent	Score					
4 N	UCLA	2	6	36 A	Wisconsin	4	6	53 A	Cal St. Fullerton	9	2	107 H	Iowa	18	0				
7 N	Florida St.	4	3	36 A	Wisconsin	12	0	58 A	Oklahoma St.	8	4	107 H	Iowa	5	2				
7 N	Florida St.	1	5	38 A	Northwestern	2	10	58 A	Oklahoma St.	4	3	107 H	Iowa	9	1				
8 A	Oklahoma	7	2	38 A	Northwestern	13	3	59 N	Fresno St.	0	1	117 H	Creighton	5	2				
8 A	Oklahoma	4	5	38 A	Northwestern	10	1	63 A	Illinois	4	11	124 H	Iowa St.	10	3				
9 N	Arizona St.	0	1	39 A	Kansas	1	0	63 A	Illinois	12	3	140 N	Sam Houston St.	2	0				
11 N	Arizona	0	7	47 A	Houston	4	1	63 A	Illinois	9	4	140 N	Sam Houston St.	7	1				
13 N	Tennessee	3	5					66 H	Ohio St.	8	0	152 A	New Mexico St.	11	0				
14 N	Washington	2	1					66 H	Ohio St.	8	0	157 N	Northern Ill.	10	2				
16 H	Minnesota	3	2					66 H	Ohio St.	14	1	175 N	Stephen F. Austin	0	1				
16 H	Minnesota	4	13					66 N	Ohio St.	5	7	183 H	Indiana	3	0				
16 H	Minnesota	2	7					73 A	Omaha	10	0	183 H	Indiana	3	1				
22 N	Texas A&M	3	2					73 H	Omaha	2	3	183 H	Indiana	8	3				
								80 N	San Jose St.	4	1	185 N	UTEP	7	0				
								82 N	Boise St.	4	0	198 A	Michigan St.	8	0				
								97 H	UNI	4	0	198 A	Michigan St.	6	0				
												198 A	Michigan St.	2	0				
												199 N	Army	7	0				
												236 N	Jackson St.	8	0				

Average RPI Win:		101	WON-LOST RECORD		WINNING PCT. RANK	LAST 10 GAMES		STRENGTH OF SCHEDULE		OPP. STRENGTH OF SCHEDULE	TEAM RPI	ADJ RPI	CONF. RPI	ADJ CONF. RPI			
DIV. I ONLY			35-20-0		.63636	62	6-4-0		7	6	23	.627	22	1	1		
DIV. I NON-CONF.			26-5-0		.83871	17	6-0-0		81	35	21	.62988	21	1	1		
TOTALS		RPI 1-25		RPI 26-50		W-L RECORDS		RPI 51-100		RPI 101-150		RPI 150+					
35-20-0		5-16-0		6-4-0		OVERALL		10-0-0		5-0-0		9-0-0					
19-10-0		4-9-0		3-1-0		HOME		4-0-0		2-0-0		6-0-0					
10-8-0		1-5-0		2-3-0		AWAY		5-0-0		2-0-0		0-0-0					
6-2-0		0-2-0		1-0-0		NEUTRAL		1-0-0		1-0-0		3-0-0					
26-5-0		0-3-0		5-2-0		NON-CONFERENCE		7-0-0		5-0-0		9-0-0					
15-2-0		0-1-0		3-1-0		HOME		4-0-0		2-0-0		6-0-0					
5-1-0		0-0-0		1-0-		AWAY		2-0-0		2-0-0		0-0-0					
6-2-0		0-2-0		1-0-0		NEUTRAL		1-0-0		1-0-0		3-0-0					
9-15-0		5-13-0		1-2-0		CONFERENCE		3-0-0		0-0-0		0-0-0					
4-8-0		4-8-0		0-0-0		HOME		0-0-0		0-0-0		0-0-0					
5-7-0		1-5-0		1-2-0		AWAY		3-0-0		0-0-0		0-0-0					
0-0-0		0-0-0		0-0-0		NEUTRAL		0-0-0		0-0-0		0-0-0					
RPI	S	Opponent		Score		RPI	S	Opponent		Score		RPI	S	Opponent		Score	
1	H	Florida		1	5	31	A	South Carolina		1	2	56	A	UC Santa Barbara		9	1
1	H	Florida		0	8	31	A	South Carolina		3	4	56	A	UC Santa Barbara		8	0
1	H	Florida		4	17	31	A	South Carolina		5	2	58	H	Oklahoma St.		2	1
2	H	Georgia		3	4	36	H	Wisconsin		6	1	58	H	Oklahoma St.		8	2
2	H	Georgia		2	4	36	H	Wisconsin		6	2	67	N	California		10	6
2	H	Georgia		4	2	45	N	San Diego St.		2	1	71	H	Oregon St.		8	0
10	H	Missouri		4	3	46	H	McNeese St.		11	3	71	H	Oregon St.		5	4
10	H	Missouri		11	2	46	H	McNeese St.		2	4	76	A	Arkansas		9	8
10	H	Missouri		0	7	47	A	Houston		1	2	76	A	Arkansas		8	7
11	N	Arizona		2	4	50	A	Col. of Charleston		11	3	76	A	Arkansas		11	7
13	H	Tennessee		4	1												
13	H	Tennessee		3	5												
13	H	Tennessee		2	15												
15	A	Kentucky		3	5												
15	A	Kentucky		6	1												
15	A	Kentucky		2	4												
17	A	Auburn		6	7												
17	A	Auburn		0	6												
17	A	Auburn		1	9												
21	N	Nebraska		2	3												
24	H	Tulsa		2	5												
LAST 10 GAMES																	
58	H	Oklahoma St.		8	2	17	A	Auburn		0	6						
58	H	Oklahoma St.		2	1	17	A	Auburn		6	7						
213	H	Lamar		8	0	214	H	A&M-Corpus Christi		15	0						
213	H	Lamar		6	1	214	H	A&M-Corpus Christi		10	3						
17	A	Auburn		1	9	1	H	Florida		0	8						

Non-Div. I Games:

Texas A&M

Average RPI Win: 127		WON-LOST RECORD		WINNING PCT. RANK		LAST 10 GAMES		STRENGTH OF SCHEDULE		OPP. STRENGTH OF SCHEDULE		TEAM RPI		ADJ RPI		CONF. RPI		ADJ CONF. RPI					
DIV. I ONLY		44-13-0		.77193 17		10-0-0		38		73		22		.62363 23		10		11					
DIV. I NON-CONF.		26-10-0		.72222 38		1-0-0		39		29		28		.61176 26		12		12					
TOTALS		RPI 1-25		RPI 26-50		W-L RECORDS		RPI 51-100		RPI 101-150		RPI 150+											
44-13-0		2-3-0		8-4-0		OVERALL		8-4-0		7-1-0		19-1-0											
17-2-0		0-0-0		4-0-0		HOME		3-2-0		4-0-0		6-0-0											
12-6-0		0-2-0		3-3-0		AWAY		0-0-0		2-0-0		7-1-0											
15-5-0		2-1-0		1-1-0		NEUTRAL		5-2-0		1-1-0		6-0-0											
26-10-0		2-3-0		3-2-0		NON-CONFERENCE		8-4-0		4-1-0		9-0-0											
5-2-0		0-0-0		0-0-0		HOME		3-2-0		1-0-0		1-0-0											
6-3-0		0-2-0		2-0-		AWAY		0-0-0		2-0-0		2-0-0											
15-5-0		2-1-0		1-1-0		NEUTRAL		5-2-0		1-1-0		6-0-0											
18-3-0		0-0-0		5-2-0		CONFERENCE		0-0-0		3-0-0		10-1-0											
12-0-0		0-0-0		4-0-0		HOME		0-0-0		3-0-0		5-0-0											
6-3-0		0-0-0		1-2-0		AWAY		0-0-0		0-0-0		5-1-0											
0-0-0		0-0-0		0-0-0		NEUTRAL		0-0-0		0-0-0		0-0-0											
RPI	S	Opponent		Score		RPI	S	Opponent		Score		RPI	S	Opponent		Score							
2	A	Georgia		2	8	27	A	UCF		2	3	62	N	Illinois St.		0	1	109	A	Hawaii		8	0
2	A	Georgia		0	2	28	N	DePaul		3	1	64	H	Longwood		4	2	109	A	Hawaii		6	0
5	N	Oregon		3	0	33	H	Hofstra		2	1	64	H	Longwood		1	5	110	N	Winthrop		4	11
5	N	Oregon		0	1	33	H	Hofstra		8	0	67	N	California		3	0	110	N	Winthrop		1	0
6	N	La.-Lafayette		3	0	33	H	Hofstra		5	3	67	N	California		3	0	142	H	Dartmouth		3	2
						33	H	Hofstra		5	1	68	H	Kent St.		3	4	146	H	Delaware		7	6
						37	N	South Fla.		0	3	74	N	North Texas		1	7	146	H	Delaware		10	0
						48	A	Virginia Tech		5	2	77	N	BYU		3	1	146	H	Delaware		7	0
						48	A	Virginia Tech		9	4	77	N	BYU		3	1	166	H	Towson		11	0
						50	A	Col. of Charleston		2	3	81	H	North Carolina		5	1	166	H	Towson		3	2
						50	A	Col. of Charleston		5	3	81	H	North Carolina		7	2	166	H	Towson		10	2
						50	A	Col. of Charleston		2	4	88	N	Rutgers		5	2	166	H	Towson		4	0
																		166	H	Towson		9	0
																		177	N	Pacific		4	2
																		186	A	Drexel		7	3
																		186	A	Drexel		6	7
																		186	A	Drexel		5	4
																		192	H	Fairfield		9	1
																		194	N	Valparaiso		4	0
																		202	A	Virginia		5	2
																		202	A	Virginia		3	1
																		207	A	UNC Wilmington		2	0
																		207	A	UNC Wilmington		1	0
																		207	A	UNC Wilmington		5	0
																		220	N	Florida A&M		9	0
																		251	N	Ill.-Chicago		5	3
																		251	N	Ill.-Chicago		11	1

Non-Div. I Games:

James Madison

RPI	S	Opponent	Score
254	N	Middle Tenn.	3 1

Average RPI Win: 122		WON-LOST RECORD		WINNING PCT. RANK		LAST 10 GAMES		STRENGTH OF SCHEDULE		OPP. STRENGTH OF SCHEDULE		TEAM RPI		ADJ RPI		CONF. RPI		ADJ CONF. RPI	
DIV. I ONLY		50-7-0		.87719 3		8-2-0		143		52		25		.62029 24		14		12	
DIV. I NON-CONF.		28-2-0		.93333 3		1-0-0		94		24		9		.64968 10		11		11	
TOTALS		RPI 1-25		RPI 26-50		W-L RECORDS		RPI 51-100		RPI 101-150		RPI 150+							
50-7-0		1-1-0		4-1-0		OVERALL		14-4-0		15-1-0		16-0-0							
21-1-0		0-0-0		0-0-0		HOME		5-1-0		4-0-0		12-0-0							
16-6-0		1-1-0		1-1-0		AWAY		5-3-0		9-1-0		0-0-0							
13-0-0		0-0-0		3-0-0		NEUTRAL		4-0-0		2-0-0		4-0-0							
28-2-0		1-1-0		3-0-0		NON-CONFERENCE		10-1-0		8-0-0		6-0-0							
10-0-0		0-0-0		0-0-0		HOME		3-0-0		4-0-0		3-0-0							
8-2-0		1-1-0		0-0-		AWAY		4-1-0		3-0-0		0-0-0							
10-0-0		0-0-0		3-0-0		NEUTRAL		3-0-0		1-0-0		3-0-0							
22-5-0		0-0-0		1-1-0		CONFERENCE		4-3-0		7-1-0		10-0-0							
11-1-0		0-0-0		0-0-0		HOME		2-1-0		0-0-0		9-0-0							
8-4-0		0-0-0		1-1-0		AWAY		1-2-0		6-1-0		0-0-0							
3-0-0		0-0-0		0-0-0		NEUTRAL		1-0-0		1-0-0		1-0-0							
RPI S	Opponent	Score		RPI S	Opponent	Score		RPI S	Opponent	Score		RPI S	Opponent	Score					
8 A	Oklahoma	0	1	40 A	UAB	2	4	58 A	Oklahoma St.	1	0	103 A	Fla. Atlantic	0	1				
22 A	Texas A&M	5	2	40 A	UAB	2	1	58 H	Oklahoma St.	1	0	114 A	Kennesaw St.	6	1				
				43 N	Louisville	4	0	65 A	Georgia St.	8	2	114 A	Kennesaw St.	1	0				
				46 N	McNeese St.	5	4	66 N	Ohio St.	1	0	117 H	Creighton	3	0				
				46 N	McNeese St.	3	2	71 N	Oregon St.	9	1	117 H	Creighton	8	0				
								71 N	Oregon St.	4	0	119 A	UTSA	4	0				
								74 A	North Texas	8	11	119 A	UTSA	12	11				
								74 A	North Texas	7	3	119 A	UTSA	2	1				
								74 A	North Texas	2	3	120 N	St. John's (NY)	5	1				
								74 N	North Texas	7	1	122 H	Bradley	8	2				
								76 A	Arkansas	4	1	123 A	Marshall	6	4				
								76 H	Arkansas	6	1	123 A	Marshall	13	1				
								86 H	Wichita St.	9	3	123 A	Marshall	4	2				
								87 A	Georgia Tech	11	3	123 N	Marshall	8	0				
								87 A	Georgia Tech	1	2	133 H	Northwestern St.	9	0				
								91 H	East Carolina	11	9	139 A	Missouri St.	11	0				
								91 H	East Carolina	2	10	154 H	Western Ill.	8	0				
								91 H	East Carolina	8	3	154 H	Western Ill.	7	6				
												154 N	Western Ill.	7	3				
												155 H	Charlotte	7	0				
												155 H	Charlotte	9	0				
												155 H	Charlotte	10	1				
												155 N	Charlotte	1	0				
												157 N	Northern Ill.	2	1				
												185 H	UTEP	6	0				
												185 H	UTEP	6	0				
												185 H	UTEP	13	0				
				LAST 10 GAMES															
				123 N	Marshall	8	0	74 A	North Texas	2	3	155 N	Charlotte	1	0				
				74 N	North Texas	7	1	58 H	Oklahoma St.	1	0	157 N	Northern Ill.	2	1				
				155 N	Charlotte	1	0	254 H	Middle Tenn.	9	4	185 H	UTEP	6	0				
				74 A	North Texas	8	11	254 H	Middle Tenn.	8	0	185 H	UTEP	6	0				
				74 A	North Texas	7	3	254 H	Middle Tenn.	6	1	185 H	UTEP	13	0				

Non-Div. I Games:

Tulsa

RPI	S	Opponent	Score	
196	H	Central Ark.	10	2
254	H	Middle Tenn.	9	4
254	H	Middle Tenn.	8	0
254	H	Middle Tenn.	6	1
257	N	Liberty	23	1

Tulsa

T
u
l
s
a

T
u
l
s
a

Average RPI Win:		110	WON-LOST RECORD		WINNING PCT. RANK		LAST 10 GAMES		STRENGTH OF SCHEDULE		OPP. STRENGTH OF SCHEDULE		TEAM RPI		ADJ RPI		CONF. RPI		ADJ CONF. RPI					
DIV. I ONLY			39-11-0		.78		15		9-1-0		67		29		24		.61708		25		6		6	
DIV. I NON-CONF.			21-5-0		.80769		22		1-0-0		62		31		22		.6234		23		5		5	
TOTALS		RPI 1-25		RPI 26-50				W-L RECORDS				RPI 51-100				RPI 101-150				RPI 150+				
39-11-0		2-3-0		5-6-0				OVERALL				16-2-0				6-0-0				10-0-0				
13-2-0		1-1-0		1-1-0				HOME				4-0-0				3-0-0				4-0-0				
10-5-0		1-0-0		1-4-0				AWAY				4-1-0				1-0-0				3-0-0				
16-4-0		0-2-0		3-1-0				NEUTRAL				8-1-0				2-0-0				3-0-0				
21-5-0		1-1-0		2-3-0				NON-CONFERENCE				8-1-0				3-0-0				7-0-0				
5-0-0		0-0-0		0-0-0				HOME				1-0-0				0-0-0				4-0-0				
2-2-0		1-0-0		0-0-				AWAY				0-0-0				1-0-0				0-0-0				
14-3-0		0-1-0		2-1-0				NEUTRAL				7-1-0				2-0-0				3-0-0				
18-6-0		1-2-0		3-3-0				CONFERENCE				8-1-0				3-0-0				3-0-0				
8-2-0		1-1-0		1-1-0				HOME				3-0-0				3-0-0				0-0-0				
8-3-0		0-0-0		1-2-0				AWAY				4-1-0				0-0-0				3-0-0				
2-1-0		0-1-0		1-0-0				NEUTRAL				1-0-0				0-0-0				0-0-0				
RPI	S	Opponent		Score		RPI	S	Opponent		Score		RPI	S	Opponent		Score		RPI	S	Opponent		Score		
5	N	Oregon		0	2	27	A	UCF		0	3	51	N	FIU		4	3	101	A	Jacksonville		9	1	
7	H	Florida St.		7	9	28	A	DePaul		2	4	53	N	Cal St. Fullerton		8	0	137	N	UC Davis		12	11	
7	H	Florida St.		8	5	34	H	North Carolina St.		2	6	55	N	Fordham		7	3	147	H	Maryland		8	5	
7	N	Florida St.		1	3	34	H	North Carolina St.		3	2	62	N	Illinois St.		4	2	147	H	Maryland		9	1	
17	A	Auburn		3	2	43	N	Louisville		11	4	66	N	Ohio St.		3	1	147	H	Maryland		9	0	
						43	N	Louisville		6	3	67	N	California		3	5	149	N	Tennessee Tech		9	1	
						44	N	North Dakota St.		1	4	73	N	Omaha		5	3	153	N	Radford		9	0	
						48	A	Virginia Tech		9	5	75	H	Ball St.		11	4	177	N	Pacific		1	0	
						48	A	Virginia Tech		2	3	77	N	BYU		6	0	194	H	Valparaiso		7	2	
						48	A	Virginia Tech		4	5	81	A	North Carolina		6	0	198	H	Michigan St.		11	4	
						48	N	Virginia Tech		9	6	81	A	North Carolina		11	6	202	A	Virginia		8	0	
												83	H	Boston College		4	1	202	A	Virginia		15	8	
												83	H	Boston College		12	4	202	A	Virginia		12	1	
												83	H	Boston College		13	8	233	H	Toledo		17	2	
												83	N	Boston College		3	0	234	H	Eastern Mich.		12	2	
												87	A	Georgia Tech		3	7	252	N	Morehead St.		9	0	
												87	A	Georgia Tech		3	0							
												87	A	Georgia Tech		12	0							
						LAST 10 GAMES																		
						7	N	Florida St.		1	3	83	H	Boston College		13	8							
						48	N	Virginia Tech		9	6	147	H	Maryland		9	1							
						83	N	Boston College		3	0	147	H	Maryland		9	0							
						83	H	Boston College		4	1	147	H	Maryland		8	5							
						83	H	Boston College		12	4	194	H	Valparaiso		7	2							

Non-Div. I Games:

Notre Dame

T
e
x
a
s

Texas				Through Games Of May 11										
Average RPI Win: 91		WON-LOST RECORD	WINNING PCT. RANK	LAST 10 GAMES		STRENGTH OF SCHEDULE	OPP. STRENGTH OF SCHEDULE	TEAM RPI	ADJ RPI	CONF. RPI	ADJ CONF. RPI			
Average RPI Loss: 46														
DIV. I ONLY		33-21-0	.61111	75	6-4-0	12	25	29	.60904	26	3	3		
DIV. I NON-CONF.		21-15-0	.58333	95	1-0-0	18	17	47	.59033	36	3	3		

TOTALS		RPI 1-25		RPI 26-50		W-L RECORDS		RPI 51-100		RPI 101-150		RPI 150+		
33-21-0		6-9-0		3-3-0		OVERALL		10-7-0		9-2-0		5-0-0		
18-9-0		1-2-0		2-2-0		HOME		5-3-0		5-2-0		5-0-0		
11-3-0		5-3-0		0-0-0		AWAY		2-0-0		4-0-0		0-0-0		
4-9-0		0-4-0		1-1-0		NEUTRAL		3-4-0		0-0-0		0-0-0		
21-15-0		3-6-0		1-2-0		NON-CONFERENCE		6-5-0		6-2-0		5-0-0		
11-6-0		0-2-0		0-1-0		HOME		1-1-0		5-2-0		5-0-0		
6-0-0		3-0-0		0-0-		AWAY		2-0-0		1-0-0		0-0-0		
4-9-0		0-4-0		1-1-0		NEUTRAL		3-4-0		0-0-0		0-0-0		
12-6-0		3-3-0		2-1-0		CONFERENCE		4-2-0		3-0-0		0-0-0		
7-3-0		1-0-0		2-1-0		HOME		4-2-0		0-0-0		0-0-0		
5-3-0		2-3-0		0-0-0		AWAY		0-0-0		3-0-0		0-0-0		
0-0-0		0-0-0		0-0-0		NEUTRAL		0-0-0		0-0-0		0-0-0		
RPI	S	Opponent	Score		RPI	S	Opponent	Score		RPI	S	Opponent	Score	
6	A	La.-Lafayette	10	7	39	H	Kansas	2	5	52	H	Texas Tech	5	1
6	A	La.-Lafayette	7	3	39	H	Kansas	8	0	52	H	Texas Tech	5	6
8	A	Oklahoma	0	8	39	H	Kansas	2	0	52	H	Texas Tech	7	3
8	A	Oklahoma	9	0	42	N	Long Beach St.	3	4	54	H	IPFW	2	3
8	A	Oklahoma	1	4	47	H	Houston	4	5	54	H	IPFW	10	2
9	N	Arizona St.	3	8	47	N	Houston	5	1	58	H	Oklahoma St.	3	5
12	A	Baylor	1	2						58	H	Oklahoma St.	12	1
12	A	Baylor	4	1						58	H	Oklahoma St.	3	0
12	H	Baylor	3	2						59	N	Fresno St.	5	0
14	N	Washington	3	6						67	N	California	2	5
14	N	Washington	2	3						70	N	Purdue	4	5
15	H	Kentucky	5	6						72	N	Cal Poly	13	7
15	H	Kentucky	4	6						74	A	North Texas	10	2
19	A	LSU	6	1						74	A	North Texas	2	1
20	N	Michigan	1	3						81	N	North Carolina	7	3
										92	N	UNLV	4	5
										97	N	UNI	3	6

T
e
x
a
s

Non-Div. I Games:

Texas

Average RPI Win: 128		WON-LOST	WINNING	LAST 10	STRENGTH OF	OPP. STRENGTH	TEAM	ADJ	CONF.	ADJ CONF.		
Average RPI Loss: 46		RECORD	PCT. RANK	GAMES	SCHEDULE	OF SCHEDULE	RPI	RPI	RPI	RPI		
DIV. I ONLY		41-16-0	.7193	30	8-2-0	37	69	27	.60869	27	9	8
DIV. I NON-CONF.		24-12-0	.66667	55	0-1-0	28	70	35	.5971	33	8	7
TOTALS		RPI 1-25	RPI 26-50		W-L RECORDS	RPI 51-100		RPI 101-150		RPI 150+		
41-16-0	2-4-0	10-7-0		OVERALL	8-4-0		2-1-0		19-0-0			
30-9-0	2-1-0	6-3-0		HOME	6-4-0		2-1-0		14-0-0			
8-4-0	0-3-0	3-1-0		AWAY	1-0-0		0-0-0		4-0-0			
3-3-0	0-0-0	1-3-0		NEUTRAL	1-0-0		0-0-0		1-0-0			
24-12-0	2-4-0	3-4-0		NON-CONFERENCE	5-3-0		2-1-0		12-0-0			
20-7-0	2-1-0	1-2-0		HOME	4-3-0		2-1-0		11-0-0			
3-3-0	0-3-0	1-0-		AWAY	1-0-0		0-0-0		1-0-0			
1-2-0	0-0-0	1-2-0		NEUTRAL	0-0-0		0-0-0		0-0-0			
17-4-0	0-0-0	7-3-0		CONFERENCE	3-1-0		0-0-0		7-0-0			
10-2-0	0-0-0	5-1-0		HOME	2-1-0		0-0-0		3-0-0			
5-1-0	0-0-0	2-1-0		AWAY	0-0-0		0-0-0		3-0-0			
2-1-0	0-0-0	0-1-0		NEUTRAL	1-0-0		0-0-0		1-0-0			
RPI S	Opponent	Score	RPI S	Opponent	Score	RPI S	Opponent	Score	RPI S	Opponent	Score	
1 H	Florida	6 10	35 A	Stetson	1 0	51 H	FIU	5 9	101 H	Jacksonville	4 2	
3 A	Alabama	3 8	35 H	Stetson	0 3	55 H	Fordham	2 1	103 H	Fla. Atlantic	2 0	
3 A	Alabama	0 1	37 A	South Fla.	0 4	70 H	Purdue	1 2	116 H	Southern Ill.	4 5	
7 A	Florida St.	1 6	37 A	South Fla.	3 1	83 H	Boston College	9 1	151 H	Memphis	1 0	
23 H	James Madison	3 2	37 A	South Fla.	2 1	84 A	North Florida	5 3	151 H	Memphis	7 1	
25 H	Notre Dame	3 0	39 H	Kansas	1 0	88 H	Rutgers	8 0	151 H	Memphis	1 0	
			43 H	Louisville	3 2	88 H	Rutgers	4 0	159 H	LIU Brooklyn	3 2	
			43 H	Louisville	0 1	88 H	Rutgers	1 4	172 H	Marist	11 0	
			43 H	Louisville	5 1	88 N	Rutgers	8 5	173 H	Iona	7 2	
			43 N	Louisville	2 3	90 H	SIU Edwardsville	2 3	200 A	Bethune-Cookman	6 0	
			46 N	McNeese St.	2 8	90 H	SIU Edwardsville	5 1	204 A	UConn	12 5	
			46 N	McNeese St.	5 2	96 H	Troy	4 1	204 A	UConn	3 0	
			47 H	Houston	7 2				204 A	UConn	7 4	
			47 H	Houston	7 1				204 N	UConn	6 0	
			47 H	Houston	7 5				218 H	Penn	3 0	
			48 N	Virginia Tech	0 1				219 H	Bowling Green	2 0	
			50 H	Col. of Charleston	0 1				220 H	Florida A&M	1 0	
									239 H	Princeton	4 0	
									245 H	Colgate	2 0	
									251 H	Ill.-Chicago	5 1	
									254 H	Middle Tenn.	2 1	
									273 H	Yale	4 0	
			LAST 10 GAMES									
			43 N	Louisville	2 3	204 A	UConn	7 4				
			88 N	Rutgers	8 5	47 H	Houston	7 5				
			204 N	UConn	6 0	47 H	Houston	7 1				
			204 A	UConn	12 5	47 H	Houston	7 2				
			204 A	UConn	3 0	35 H	Stetson	0 3				

Non-Div. I Games:

UCF

Average RPI Win:		143	WON-LOST RECORD		WINNING PCT. RANK		LAST 10 GAMES		STRENGTH OF SCHEDULE		OPP. STRENGTH OF SCHEDULE		TEAM RPI		ADJ RPI		CONF. RPI		ADJ CONF. RPI	
DIV. I ONLY			41-9-0		.82 7		9-1-0		121		101		32		.60324 28		18		19	
DIV. I NON-CONF.			21-8-0		.72414 36		1-0-0		69		27		33		.60168 30		19		19	
TOTALS		RPI 1-25		RPI 26-50		W-L RECORDS		RPI 51-100		RPI 101-150		RPI 150+								
41-9-0		1-1-0		3-3-0		OVERALL		6-3-0		14-1-0		17-1-0								
15-0-0		1-0-0		1-0-0		HOME		0-0-0		7-0-0		6-0-0								
12-5-0		0-0-0		0-3-0		AWAY		4-1-0		3-0-0		5-1-0								
14-4-0		0-1-0		2-0-0		NEUTRAL		2-2-0		4-1-0		6-0-0								
21-8-0		1-1-0		3-3-0		NON-CONFERENCE		6-3-0		4-1-0		7-0-0								
2-0-0		1-0-0		1-0-0		HOME		0-0-0		0-0-0		0-0-0								
5-4-0		0-0-0		0-0-		AWAY		4-1-0		0-0-0		1-0-0								
14-4-0		0-1-0		2-0-0		NEUTRAL		2-2-0		4-1-0		6-0-0								
20-1-0		0-0-0		0-0-0		CONFERENCE		0-0-0		10-0-0		10-1-0								
13-0-0		0-0-0		0-0-0		HOME		0-0-0		7-0-0		6-0-0								
7-1-0		0-0-0		0-0-0		AWAY		0-0-0		3-0-0		4-1-0								
0-0-0		0-0-0		0-0-0		NEUTRAL		0-0-0		0-0-0		0-0-0								
RPI S	Opponent		Score		RPI S	Opponent		Score		RPI S	Opponent		Score		RPI S	Opponent		Score		
23 N	James Madison		1	3	38 H	Northwestern		9	3	51 A	FIU		0	8	101 N	Jacksonville		0	12	
25 H	Notre Dame		4	2	39 N	Kansas		3	2	51 A	FIU		1	0	101 N	Jacksonville		5	0	
					43 A	Louisville		3	7	52 N	Texas Tech		5	6	104 N	Ole Miss		3	0	
					43 A	Louisville		0	8	53 A	Cal St. Fullerton		5	2	117 A	Creighton		8	4	
					50 A	Col. of Charleston		1	3	55 N	Fordham		8	0	117 A	Creighton		7	3	
					50 N	Col. of Charleston		9	8	62 A	Illinois St.		3	1	117 A	Creighton		6	4	
										63 A	Illinois		5	3	117 H	Creighton		9	1	
										88 N	Rutgers		10	6	120 H	St. John's (NY)		8	1	
										92 N	UNLV		1	6	120 H	St. John's (NY)		13	0	
															120 H	St. John's (NY)		3	0	
															135 N	Western Caro.		7	5	
															143 H	Georgetown		5	0	
															143 H	Georgetown		9	1	
															143 H	Georgetown		7	6	
															147 N	Maryland		8	4	
															152 N	New Mexico St.		8	1	
															160 A	Loyola Chicago		9	1	
															168 N	Massachusetts		4	2	
															174 N	Binghamton		8	4	
															182 N	Weber St.		14	3	
															204 N	UConn		8	0	
															208 A	Butler		2	4	
															208 A	Butler		13	1	
															208 A	Butler		3	2	
															222 H	Seton Hall		4	3	
															222 H	Seton Hall		8	0	
															222 H	Seton Hall		7	2	
LAST 10 GAMES																				
				120 H	St. John's (NY)		3	0	38 H	Northwestern		9	3	208 A	Butler		13	1		
				117 H	Creighton		9	1	238 H	Villanova		15	0	208 A	Butler		3	2		
				208 A	Butler		13	1	238 H	Villanova		3	0	222 H	Seton Hall		4	3		
				208 A	Butler		3	2	238 H	Villanova		6	1	222 H	Seton Hall		8	0		
				208 A	Butler		2	4	117 A	Creighton		8	4	222 H	Seton Hall		7	2		

Non-Div. I Games:

DePaul

RPI	S	Opponent	Score	
238	H	Villanova	15	0
238	H	Villanova	6	1
238	H	Villanova	3	0
240	N	Canisius	1	0
260	A	Providence	12	0
260	A	Providence	7	0

DePaul

D
e
P
a
u
l

D
e
P
a
u
l

Average RPI Win:	140	WON-LOST RECORD	WINNING PCT. RANK	LAST 10 GAMES	STRENGTH OF SCHEDULE	OPP. STRENGTH OF SCHEDULE	TEAM RPI	ADJ RPI	CONF. RPI	ADJ CONF. RPI		
DIV. I ONLY		45-7-0	.86538	5	8-2-0	134	62	26	.59958	29	7	7
DIV. I NON-CONF.		22-3-0	.88	11	1-0-0	252	79	49	.57182	52	7	8
<hr/>												
TOTALS	RPI 1-25	RPI 26-50		W-L RECORDS		RPI 51-100		RPI 101-150		RPI 150+		
45-7-0	0-1-0	8-5-0		OVERALL		9-1-0		10-0-0		18-0-0		
24-0-0	0-0-0	4-0-0		HOME		5-0-0		6-0-0		9-0-0		
21-5-0	0-1-0	4-4-0		AWAY		4-0-0		4-0-0		9-0-0		
0-2-0	0-0-0	0-1-0		NEUTRAL		0-1-0		0-0-0		0-0-0		
22-3-0	0-1-0	1-2-0		NON-CONFERENCE		3-0-0		6-0-0		12-0-0		
14-0-0	0-0-0	1-0-0		HOME		2-0-0		2-0-0		9-0-0		
8-3-0	0-1-0	0-0-		AWAY		1-0-0		4-0-0		3-0-0		
0-0-0	0-0-0	0-0-0		NEUTRAL		0-0-0		0-0-0		0-0-0		
23-4-0	0-0-0	7-3-0		CONFERENCE		6-1-0		4-0-0		6-0-0		
10-0-0	0-0-0	3-0-0		HOME		3-0-0		4-0-0		0-0-0		
13-2-0	0-0-0	4-2-0		AWAY		3-0-0		0-0-0		6-0-0		
0-2-0	0-0-0	0-1-0		NEUTRAL		0-1-0		0-0-0		0-0-0		
RPI	S	Opponent	Score	RPI	S	Opponent	Score	RPI	S	Opponent	Score	
2	A	Georgia	1 3	32	A	Lipscomb	3 0	75	H	Ball St.	7 2	
				32	H	Lipscomb	4 0	81	A	North Carolina	1 0	
				32	H	Lipscomb	8 1	84	A	North Florida	5 2	
				32	H	Lipscomb	7 6	84	A	North Florida	6 1	
				34	A	North Carolina St.	0 1	84	A	North Florida	4 1	
				34	A	North Carolina St.	3 5	89	H	FGCU	3 0	
				35	A	Stetson	2 0	89	H	FGCU	11 3	
				35	A	Stetson	5 8	89	H	FGCU	8 0	
				35	A	Stetson	1 2	89	N	FGCU	7 8	
				41	A	Mercer	3 2	93	H	Furman	4 3	
				41	A	Mercer	8 0					
				41	N	Mercer	3 4					
				48	H	Virginia Tech	8 1					
				LAST 10 GAMES								
				89	N	FGCU	7 8	203	A	East Tenn. St.	9 2	
				32	A	Lipscomb	3 0	163	A	Appalachian St.	1 0	
				41	N	Mercer	3 4	114	H	Kennesaw St.	2 1	
				203	A	East Tenn. St.	8 0	259	A	Northern Ky.	19 2	
				203	A	East Tenn. St.	2 0	259	A	Northern Ky.	12 0	
								259	A	Northern Ky.	18 0	
								283	H	South Carolina St.	8 0	

Non-Div. I Games:

USC Upstate

RPI	S	Opponent	Score	
283	H	South Carolina St.	15	0

USC Upstate

U
S
C
U
P
S
t
a
t
e

U
S
C
U
P
S
t
a
t
e

Average RPI Win:		120	WON-LOST RECORD		WINNING PCT. RANK		LAST 10 GAMES		STRENGTH OF SCHEDULE		OPP. STRENGTH OF SCHEDULE		TEAM RPI		ADJ RPI		CONF. RPI		ADJ CONF. RPI					
DIV. I ONLY			38-19-0		.66667		48		5-5-0		30		14		28		.59542		30		1		1	
DIV. I NON-CONF.			28-4-0		.875		14		0-0-0		199		107		41		.58207		47		1		1	
TOTALS		RPI 1-25		RPI 26-50				W-L RECORDS				RPI 51-100				RPI 101-150				RPI 150+				
38-19-0		8-16-0		0-1-0				OVERALL				6-1-0				12-1-0				12-0-0				
20-7-0		4-5-0		0-1-0				HOME				4-1-0				7-0-0				5-0-0				
10-10-0		4-9-0		0-0-0				AWAY				1-0-0				2-1-0				3-0-0				
8-2-0		0-2-0		0-0-0				NEUTRAL				1-0-0				3-0-0				4-0-0				
28-4-0		0-2-0		0-1-0				NON-CONFERENCE				4-0-0				12-1-0				12-0-0				
14-1-0		0-0-0		0-1-0				HOME				2-0-0				7-0-0				5-0-0				
6-2-0		0-1-0		0-0-				AWAY				1-0-0				2-1-0				3-0-0				
8-1-0		0-1-0		0-0-0				NEUTRAL				1-0-0				3-0-0				4-0-0				
10-15-0		8-14-0		0-0-0				CONFERENCE				2-1-0				0-0-0				0-0-0				
6-6-0		4-5-0		0-0-0				HOME				2-1-0				0-0-0				0-0-0				
4-8-0		4-8-0		0-0-0				AWAY				0-0-0				0-0-0				0-0-0				
0-1-0		0-1-0		0-0-0				NEUTRAL				0-0-0				0-0-0				0-0-0				
RPI	S	Opponent		Score		RPI	S	Opponent		Score		RPI	S	Opponent		Score		RPI	S	Opponent		Score		
2	A	Georgia		1	9	40	H	UAB		3	5	65	A	Georgia St.		16	9	103	A	Fla. Atlantic		2	1	
2	A	Georgia		2	11							76	H	Arkansas		8	0	103	A	Fla. Atlantic		5	0	
2	A	Georgia		0	1							76	H	Arkansas		4	6	106	N	Texas St.		2	1	
3	H	Alabama		4	2							76	H	Arkansas		18	7	107	H	Iowa		9	1	
3	H	Alabama		1	5							94	N	Ohio		2	1	107	H	Iowa		5	0	
3	H	Alabama		4	3							99	H	Jacksonville St.		8	0	107	H	Iowa		2	0	
10	H	Missouri		1	8							99	H	Jacksonville St.		9	1	111	H	Samford		9	1	
10	H	Missouri		9	3													114	A	Kennesaw St.		1	2	
10	H	Missouri		0	6													119	N	UTSA		6	0	
12	N	Baylor		0	1													123	H	Marshall		9	1	
13	A	Tennessee		2	0													123	H	Marshall		2	0	
13	A	Tennessee		11	7													123	H	Marshall		4	0	
13	A	Tennessee		5	11													147	N	Maryland		3	1	
15	H	Kentucky		0	5													151	A	Memphis		2	1	
15	H	Kentucky		2	1													151	N	Memphis		3	2	
15	H	Kentucky		0	4													159	N	LIU Brooklyn		5	1	
15	N	Kentucky		3	4													159	N	LIU Brooklyn		1	0	
17	A	Auburn		5	2													196	H	Central Ark.		6	0	
17	A	Auburn		2	5													212	N	Nicholls St.		7	0	
17	A	Auburn		3	11													236	A	Jackson St.		6	4	
18	A	South Ala.		2	3													241	H	Southeastern La.		2	1	
19	A	LSU		5	6	LAST 10 GAMES												259	H	Northern Ky.		6	1	
19	A	LSU		0	8	15	N	Kentucky		3	4	76	H	Arkansas		18	7	259	H	Northern Ky.		12	1	
19	A	LSU		4	3	19	A	LSU		4	3	76	H	Arkansas		4	6	270	A	Mississippi Val.		13	0	
						19	A	LSU		0	8	13	A	Tennessee		11	7	270	H	Mississippi Val.		8	0	
						19	A	LSU		5	6	13	A	Tennessee		5	11							
						76	H	Arkansas		8	0	13	A	Tennessee		2	0							

Non-Div. I Games:

Mississippi St.

Average RPI Win:		112	WON-LOST RECORD		WINNING PCT. RANK	LAST 10 GAMES		STRENGTH OF SCHEDULE		OPP. STRENGTH OF SCHEDULE	TEAM RPI	ADJ RPI		CONF. RPI	ADJ CONF. RPI								
DIV. I ONLY			35-20-0		.63636	62	6-4-0		26		11	30	.59429	31	1	1							
DIV. I NON-CONF.			24-6-0		.8	24	3-1-0		122		102	36	.58933	40	1	1							
TOTALS		RPI 1-25		RPI 26-50		W-L RECORDS		RPI 51-100		RPI 101-150		RPI 150+											
35-20-0		7-15-0		0-0-0		OVERALL		6-4-0		13-1-0		9-0-0											
27-8-0		5-6-0		0-0-0		HOME		4-2-0		11-0-0		7-0-0											
6-9-0		2-8-0		0-0-0		AWAY		2-1-0		1-0-0		1-0-0											
2-3-0		0-1-0		0-0-0		NEUTRAL		0-1-0		1-1-0		1-0-0											
24-6-0		1-2-0		0-0-0		NON-CONFERENCE		4-3-0		10-1-0		9-0-0											
19-3-0		0-1-0		0-0-0		HOME		4-2-0		8-0-0		7-0-0											
3-0-0		1-0-0		0-0-0		AWAY		0-0-0		1-0-0		1-0-0											
2-3-0		0-1-0		0-0-0		NEUTRAL		0-1-0		1-1-0		1-0-0											
11-14-0		6-13-0		0-0-0		CONFERENCE		2-1-0		3-0-0		0-0-0											
8-5-0		5-5-0		0-0-0		HOME		0-0-0		3-0-0		0-0-0											
3-9-0		1-8-0		0-0-0		AWAY		2-1-0		0-0-0		0-0-0											
0-0-0		0-0-0		0-0-0		NEUTRAL		0-0-0		0-0-0		0-0-0											
RPI	S	Opponent		Score		RPI	S	Opponent		Score		RPI	S	Opponent		Score							
2	A	Georgia		1	9			60	H	Ga. Southern		3	1	103	A	Fla. Atlantic		8	1				
2	A	Georgia		2	6			64	H	Longwood		14	0	104	H	Ole Miss		13	5				
2	A	Georgia		1	0			64	H	Longwood		0	1	104	H	Ole Miss		9	5				
3	A	Alabama		5	10			75	N	Ball St.		9	10	104	H	Ole Miss		7	6				
3	A	Alabama		3	4			76	A	Arkansas		10	11	107	H	Iowa		1	0				
3	A	Alabama		4	14			76	A	Arkansas		6	4	110	H	Winthrop		4	2				
9	A	Arizona St.		3	2			76	A	Arkansas		7	5	130	H	UNC Greensboro		13	0				
13	A	Tennessee		4	5			93	H	Furman		10	0	132	H	Eastern Ky.		8	0				
13	A	Tennessee		2	11			93	H	Furman		9	1	135	H	Western Caro.		5	0				
13	A	Tennessee		5	6			94	H	Ohio		2	5	135	H	Western Caro.		6	3				
16	H	Minnesota		0	1									138	H	Campbell		2	0				
16	N	Minnesota		4	11									144	H	Charleston So.		9	1				
17	H	Auburn		7	4									147	N	Maryland		8	2				
17	H	Auburn		3	5									147	N	Maryland		4	8				
17	H	Auburn		5	7									155	A	Charlotte		12	0				
17	H	Auburn		4	2									159	N	LIU Brooklyn		9	5				
19	H	LSU		8	0									164	H	Boston U.		2	0				
19	H	LSU		5	13									176	H	Presbyterian		9	0				
19	H	LSU		1	14									176	H	Presbyterian		8	0				
22	H	Texas A&M		2	5									198	H	Michigan St.		9	0				
22	H	Texas A&M		4	3									207	H	UNC Wilmington		2	1				
22	H	Texas A&M		2	1									231	H	Gardner-Webb		7	0				
						LAST 10 GAMES																	
						17	H	Auburn		5	7	64	H	Longwood		14	0	283	H	South Carolina St.		5	1
						17	H	Auburn		4	2							60	H	Ga. Southern		3	1
						17	H	Auburn		7	4							19	H	LSU		8	0
						17	H	Auburn		3	5							19	H	LSU		1	14
						64	H	Longwood		0	1												

Non-Div. I Games:

South Carolina

Average RPI Win:		133	WON-LOST RECORD		WINNING PCT. RANK		LAST 10 GAMES		STRENGTH OF SCHEDULE		OPP. STRENGTH OF SCHEDULE		TEAM RPI		ADJ RPI		CONF. RPI		ADJ CONF. RPI					
DIV. I ONLY			39-13-0		.75		22		6-4-0		84		67		34		.59421		32		7		7	
DIV. I NON-CONF.			21-3-0		.875		14		1-0-0		157		66		27		.60649		29		7		8	
TOTALS		RPI 1-25		RPI 26-50				W-L RECORDS				RPI 51-100				RPI 101-150				RPI 150+				
39-13-0		1-1-0		7-8-0				OVERALL				8-2-0				8-2-0				15-0-0				
20-4-0		0-0-0		5-3-0				HOME				4-1-0				2-0-0				9-0-0				
12-7-0		1-0-0		1-5-0				AWAY				4-1-0				4-1-0				2-0-0				
7-2-0		0-1-0		1-0-0				NEUTRAL				0-0-0				2-1-0				4-0-0				
21-3-0		1-1-0		3-1-0				NON-CONFERENCE				4-0-0				4-1-0				9-0-0				
7-1-0		0-0-0		2-1-0				HOME				2-0-0				0-0-0				3-0-0				
7-0-0		1-0-0		0-0-				AWAY				2-0-0				2-0-0				2-0-0				
7-2-0		0-1-0		1-0-0				NEUTRAL				0-0-0				2-1-0				4-0-0				
18-10-0		0-0-0		4-7-0				CONFERENCE				4-2-0				4-1-0				6-0-0				
13-3-0		0-0-0		3-2-0				HOME				2-1-0				2-0-0				6-0-0				
5-7-0		0-0-0		1-5-0				AWAY				2-1-0				2-1-0				0-0-0				
0-0-0		0-0-0		0-0-0				NEUTRAL				0-0-0				0-0-0				0-0-0				
RPI	S	Opponent		Score		RPI	S	Opponent		Score		RPI	S	Opponent		Score		RPI	S	Opponent		Score		
10	N	Missouri		0	8	29	A	USC Upstate		1	8	69	A	Chattanooga		8	4	101	H	Jacksonville		10	7	
12	A	Baylor		1	0	29	A	USC Upstate		6	7	79	A	Western Ky.		7	1	101	H	Jacksonville		11	0	
						29	A	USC Upstate		0	4	84	A	North Florida		4	12	107	N	Iowa		10	0	
						29	H	USC Upstate		0	3	84	A	North Florida		7	0	112	N	Murray St.		7	2	
						35	A	Stetson		9	2	84	A	North Florida		9	0	114	A	Kennesaw St.		7	8	
						35	A	Stetson		0	1	89	H	FGCU		5	4	114	A	Kennesaw St.		2	0	
						35	A	Stetson		3	4	89	H	FGCU		6	4	114	A	Kennesaw St.		5	0	
						35	H	Stetson		0	2	89	H	FGCU		3	5	139	N	Missouri St.		2	7	
						40	H	UAB		3	5	94	H	Ohio		2	1	149	A	Tennessee Tech		6	3	
						40	H	UAB		2	1	94	H	Ohio		9	4	149	A	Tennessee Tech		6	1	
						40	N	UAB		8	6							151	A	Memphis		3	1	
						41	H	Mercer		5	4							156	N	Drake		8	0	
						41	H	Mercer		9	1							163	N	Appalachian St.		9	2	
						41	H	Mercer		2	1							203	H	East Tenn. St.		10	1	
						48	H	Virginia Tech		2	1							203	H	East Tenn. St.		9	0	
																		203	H	East Tenn. St.		4	2	
																		205	N	Evansville		7	0	
																		208	H	Butler		6	3	
																		211	H	Miami (OH)		11	7	
																		229	H	Tennessee St.		10	2	
																		259	H	Northern Ky.		6	3	
																		259	H	Northern Ky.		10	0	
																		259	H	Northern Ky.		6	0	
																		266	A	Belmont		13	0	
																		269	N	Southeast Mo. St.		11	0	
LAST 10 GAMES																								
						29	H	USC Upstate		0	3	79	A	Western Ky.		7	1	259	H	Northern Ky.		6	3	
						35	H	Stetson		0	2	35	A	Stetson		3	4	259	H	Northern Ky.		6	0	
						259	H	Northern Ky.		6	3	35	A	Stetson		9	2	259	H	Northern Ky.		10	0	
						259	H	Northern Ky.		6	0	35	A	Stetson		0	1							
						259	H	Northern Ky.		10	0	41	H	Mercer		2	1							

Non-Div. I Games:

Lipscomb

Average RPI Win: 144		WON-LOST RECORD		WINNING PCT. RANK		LAST 10 GAMES		STRENGTH OF SCHEDULE		OPP. STRENGTH OF SCHEDULE		TEAM RPI		ADJ RPI		CONF. RPI		ADJ CONF. RPI					
DIV. I ONLY		33-13-0		.71739 32		8-2-0		58		90		35		.59131 33		10		11					
DIV. I NON-CONF.		21-7-0		.75 31		3-0-0		88		96		42		.58901 41		12		12					
TOTALS		RPI 1-25		RPI 26-50		W-L RECORDS		RPI 51-100		RPI 101-150		RPI 150+											
33-13-0		1-6-0		5-1-0		OVERALL		3-4-0		6-0-0		18-2-0											
15-2-0		1-1-0		2-1-0		HOME		0-0-0		2-0-0		10-0-0											
8-7-0		0-4-0		0-0-0		AWAY		2-2-0		4-0-0		2-0-0											
10-4-0		0-1-0		3-0-0		NEUTRAL		1-1-0		0-0-0		6-2-0											
21-7-0		1-2-0		2-0-0		NON-CONFERENCE		3-4-0		3-0-0		12-1-0											
7-1-0		1-1-0		0-0-0		HOME		0-0-0		2-0-0		4-0-0											
5-3-0		0-0-0		0-0-		AWAY		2-3-0		1-0-0		2-0-0											
9-3-0		0-1-0		2-0-0		NEUTRAL		1-1-0		0-0-0		6-1-0											
12-6-0		0-4-0		3-1-0		CONFERENCE		0-0-0		3-0-0		6-1-0											
8-1-0		0-0-0		2-1-0		HOME		0-0-0		0-0-0		6-0-0											
3-4-0		0-4-0		0-0-0		AWAY		0-0-0		3-0-0		0-0-0											
1-1-0		0-0-0		1-0-0		NEUTRAL		0-0-0		0-0-0		0-1-0											
RPI S	Opponent			Score		RPI S	Opponent			Score		RPI S	Opponent			Score		RPI S	Opponent			Score	
6 N	La.-Lafayette			4	7	37 N	South Fla.			7	1	55 A	Fordham			2	3	103 A	Fla. Atlantic			7	2
19 H	LSU			2	5	48 N	Virginia Tech			6	2	62 N	Illinois St.			8	4	121 H	Lehigh			8	1
19 H	LSU			5	3	50 H	Col. of Charleston			4	3	63 N	Illinois			0	2	121 H	Lehigh			11	3
23 A	James Madison			0	8	50 H	Col. of Charleston			4	3	88 A	Rutgers			1	3	146 A	Delaware			8	2
23 A	James Madison			3	5	50 H	Col. of Charleston			0	4	88 A	Rutgers			13	1	146 A	Delaware			5	1
23 A	James Madison			1	5	50 N	Col. of Charleston			8	4	89 A	FGCU			6	2	146 A	Delaware			15	0
23 A	James Madison			1	2							98 A	Stony Brook			2	3	158 H	Delaware St.			8	1
																		158 H	Delaware St.			7	2
																		159 A	LIU Brooklyn			12	0
																		166 N	Towson			4	5
																		168 N	Massachusetts			8	0
																		173 A	Iona			4	1
																		186 H	Drexel			8	0
																		186 H	Drexel			8	0
																		186 H	Drexel			8	0
																		192 H	Fairfield			5	1
																		198 N	Michigan St.			8	0
																		198 N	Michigan St.			0	1
																		200 N	Bethune-Cookman			5	0
																		204 N	UConn			7	3
																		207 H	UNC Wilmington			4	0
																		207 H	UNC Wilmington			10	2
																		207 H	UNC Wilmington			4	3
																		216 H	Columbia			3	2
																		234 N	Eastern Mich.			4	1
																		234 N	Eastern Mich.			8	0
LAST 10 GAMES																							
						23 A	James Madison			0	8	186 H	Drexel			8	0	207 H	UNC Wilmington			4	3
						166 N	Towson			4	5	159 A	LIU Brooklyn			12	0	216 H	Columbia			3	2
						50 N	Col. of Charleston			8	4	121 H	Lehigh			11	3	234 N	Eastern Mich.			4	1
						186 H	Drexel			8	0	121 H	Lehigh			8	1	234 N	Eastern Mich.			8	0
						186 H	Drexel			8	0	146 A	Delaware			8	2						

Non-Div. I Games:

Hofstra

Average RPI Win: 125		WON-LOST	WINNING	LAST 10	STRENGTH OF		OPP. STRENGTH	TEAM	ADJ	CONF.	ADJ CONF.
Average RPI Loss: 39		RECORD	PCT. RANK	GAMES	SCHEDULE		OF SCHEDULE	RPI	RPI	RPI	RPI
DIV. I ONLY		34-16-0	.68	42	6-4-0		46	42	33	.5909	34
DIV. I NON-CONF.		18-7-0	.72	41	2-0-0		19	53	24	.60998	27
TOTALS		RPI 1-25	RPI 26-50		W-L RECORDS		RPI 51-100		RPI 101-150		RPI 150+
34-16-0		1-8-0	4-2-0		OVERALL		12-6-0		2-0-0		15-0-0
22-3-0		0-0-0	4-1-0		HOME		5-2-0		1-0-0		12-0-0
7-7-0		1-6-0	0-0-0		AWAY		4-1-0		0-0-0		2-0-0
5-6-0		0-2-0	0-1-0		NEUTRAL		3-3-0		1-0-0		1-0-0
18-7-0		0-4-0	2-1-0		NON-CONFERENCE		5-2-0		2-0-0		9-0-0
11-0-0		0-0-0	2-0-0		HOME		2-0-0		1-0-0		6-0-0
2-2-0		0-2-0	0-0-		AWAY		0-0-0		0-0-0		2-0-0
5-5-0		0-2-0	0-1-0		NEUTRAL		3-2-0		1-0-0		1-0-0
16-9-0		1-4-0	2-1-0		CONFERENCE		7-4-0		0-0-0		6-0-0
11-3-0		0-0-0	2-1-0		HOME		3-2-0		0-0-0		6-0-0
5-5-0		1-4-0	0-0-0		AWAY		4-1-0		0-0-0		0-0-0
0-1-0		0-0-0	0-0-0		NEUTRAL		0-1-0		0-0-0		0-0-0
RPI S	Opponent	Score	RPI S	Opponent	Score	RPI S	Opponent	Score	RPI S	Opponent	Score
1 A	Florida	0 10	29 H	USC Upstate	1 0	54 N	IPFW	5 0	121 N	Lehigh	4 3
2 N	Georgia	0 8	29 H	USC Upstate	5 3	59 N	Fresno St.	0 1	138 H	Campbell	4 2
5 N	Oregon	0 5	48 H	Virginia Tech	5 0	71 N	Oregon St.	2 6	153 H	Radford	7 0
7 A	Florida St.	2 4	48 H	Virginia Tech	4 10	81 A	North Carolina	4 2	153 H	Radford	4 0
7 A	Florida St.	1 4	48 H	Virginia Tech	6 3	81 A	North Carolina	7 5	155 A	Charlotte	8 3
7 A	Florida St.	1 5	49 N	Stanford	1 9	81 A	North Carolina	7 11	155 A	Charlotte	3 2
9 A	Arizona St.	1 9				81 N	North Carolina	4 8	162 H	Elon	13 5
25 A	Notre Dame	6 2				82 N	Boise St.	6 1	170 H	Pittsburgh	9 0
25 A	Notre Dame	2 3				83 H	Boston College	2 6	170 H	Pittsburgh	5 2
						83 H	Boston College	6 1	170 H	Pittsburgh	5 1
						83 H	Boston College	0 2	202 H	Virginia	5 2
						85 N	Albany (NY)	2 0	202 H	Virginia	3 0
						87 H	Georgia Tech	10 3	202 H	Virginia	9 1
						87 H	Georgia Tech	5 4	207 H	UNC Wilmington	9 1
						91 H	East Carolina	7 2	207 H	UNC Wilmington	5 0
						91 H	East Carolina	5 4	220 N	Florida A&M	8 0
						100 A	Syracuse	7 0	267 H	St. Bonaventure	15 0
						100 A	Syracuse	8 6			
LAST 10 GAMES											
			81 N	North Carolina	4 8	81 A	North Carolina	7 11			
			155 A	Charlotte	3 2	25 A	Notre Dame	2 3			
			155 A	Charlotte	8 3	25 A	Notre Dame	6 2			
			81 A	North Carolina	4 2	83 H	Boston College	6 1			
			81 A	North Carolina	7 5	83 H	Boston College	0 2			

Non-Div. I Games:

North Carolina St.

Average RPI Win:	135	WON-LOST	WINNING	LAST 10	STRENGTH OF	OPP. STRENGTH	TEAM	ADJ	CONF.	ADJ CONF.		
Average RPI Loss:	77	RECORD	PCT. RANK	GAMES	SCHEDULE	OF SCHEDULE	RPI	RPI	RPI	RPI		
DIV. I ONLY		38-12-0	.76	20	7-3-0	68	97	31	.59066	35	7	7
DIV. I NON-CONF.		17-4-0	.80952	21	1-0-0	109	189	37	.58582	45	7	8
<hr/>												
TOTALS	RPI 1-25	RPI 26-50		W-L RECORDS		RPI 51-100		RPI 101-150		RPI 150+		
38-12-0	0-0-0	9-5-0		OVERALL		5-2-0		6-5-0		18-0-0		
22-6-0	0-0-0	4-3-0		HOME		3-0-0		5-3-0		10-0-0		
11-4-0	0-0-0	3-1-0		AWAY		1-1-0		1-2-0		6-0-0		
5-2-0	0-0-0	2-1-0		NEUTRAL		1-1-0		0-0-0		2-0-0		
<hr/>												
17-4-0	0-0-0	1-2-0		NON-CONFERENCE		0-1-0		4-1-0		12-0-0		
14-2-0	0-0-0	0-1-0		HOME		0-0-0		4-1-0		10-0-0		
1-0-0	0-0-0	1-0-		AWAY		0-0-0		0-0-0		0-0-0		
2-2-0	0-0-0	0-1-0		NEUTRAL		0-1-0		0-0-0		2-0-0		
<hr/>												
21-8-0	0-0-0	8-3-0		CONFERENCE		5-1-0		2-4-0		6-0-0		
8-4-0	0-0-0	4-2-0		HOME		3-0-0		1-2-0		0-0-0		
10-4-0	0-0-0	2-1-0		AWAY		1-1-0		1-2-0		6-0-0		
3-0-0	0-0-0	2-0-0		NEUTRAL		1-0-0		0-0-0		0-0-0		
<hr/>												
RPI	S	Opponent	Score	RPI	S	Opponent	Score	RPI	S	Opponent	Score	
				27	A	UCF	3 0					
				27	H	UCF	0 1					
				29	H	USC Upstate	0 2					
				29	H	USC Upstate	8 5					
				29	H	USC Upstate	2 1					
				32	A	Lipscomb	2 0					
				32	H	Lipscomb	1 0					
				32	H	Lipscomb	4 3					
				32	H	Lipscomb	2 9					
				41	A	Mercer	6 1					
				41	A	Mercer	4 5					
				41	N	Mercer	4 1					
				41	N	Mercer	1 0					
				50	N	Col. of Charleston	2 3					
<hr/>												
				LAST 10 GAMES								
				41	N	Mercer	1 0					
				41	N	Mercer	4 1					
				32	A	Lipscomb	2 0					
				89	N	FGCU	4 1					
				84	A	North Florida	0 2					
				84	A	North Florida	3 1					
				101	H	Jacksonville	8 3					
				101	H	Jacksonville	4 6					
				101	H	Jacksonville	1 3					
				27	A	UCF	3 0					
				101	H	Jacksonville	2 1					
				114	A	Kennesaw St.	11 0					
				114	A	Kennesaw St.	0 4					
				114	A	Kennesaw St.	0 3					
				115	H	South Dakota	3 2					
				115	H	South Dakota	10 3					
				129	H	Buffalo	6 5					
				138	H	Campbell	3 5					
				138	H	Campbell	7 1					
				151	H	Memphis	8 0					
				151	H	Memphis	9 7					
				162	H	Elon	9 0					
				165	N	UT Martin	2 1					
				172	H	Marist	2 1					
				172	H	Marist	8 5					
				198	H	Michigan St.	5 1					
				200	H	Bethune-Cookman	7 3					
				200	H	Bethune-Cookman	9 1					
				200	H	Bethune-Cookman	3 1					
				203	A	East Tenn. St.	11 3					
				203	A	East Tenn. St.	11 0					
				203	A	East Tenn. St.	12 3					
				239	N	Princeton	12 4					
				259	A	Northern Ky.	8 0					
				259	A	Northern Ky.	12 1					

Non-Div. I Games:

Stetson

RPI	S	Opponent	Score	
259	A	Northern Ky.	10	0
271	H	Rhode Island	12	0

Stetson

S
t
e
t
s
o
n

S
t
e
t
s
o
n

Average RPI Win:		112	WON-LOST RECORD		WINNING PCT. RANK		LAST 10 GAMES		STRENGTH OF SCHEDULE		OPP. STRENGTH OF SCHEDULE		TEAM RPI		ADJ RPI		CONF. RPI		ADJ CONF. RPI				
DIV. I ONLY			34-18-0		.65385 51		7-3-0		49		26		37		.59052 36		5		5				
DIV. I NON-CONF.			18-10-0		.64286 66		0-0-0		85		25		52		.57274 50		4		4				
TOTALS		RPI 1-25		RPI 26-50		W-L RECORDS		RPI 51-100		RPI 101-150		RPI 150+											
34-18-0		5-10-0		4-2-0		OVERALL		10-4-0		4-2-0		11-0-0											
12-3-0		1-1-0		0-0-0		HOME		6-0-0		3-2-0		2-0-0											
11-7-0		3-4-0		3-2-0		AWAY		2-1-0		0-0-0		3-0-0											
11-8-0		1-5-0		1-0-0		NEUTRAL		2-3-0		1-0-0		6-0-0											
18-10-0		1-6-0		2-0-0		NON-CONFERENCE		4-4-0		3-0-0		8-0-0											
4-0-0		0-0-0		0-0-0		HOME		0-0-0		2-0-0		2-0-0											
3-3-0		0-2-0		1-0-		AWAY		2-1-0		0-0-0		0-0-0											
11-7-0		1-4-0		1-0-0		NEUTRAL		2-3-0		1-0-0		6-0-0											
16-8-0		4-4-0		2-2-0		CONFERENCE		6-0-0		1-2-0		3-0-0											
8-3-0		1-1-0		0-0-0		HOME		6-0-0		1-2-0		0-0-0											
8-4-0		3-2-0		2-2-0		AWAY		0-0-0		0-0-0		3-0-0											
0-1-0		0-1-0		0-0-0		NEUTRAL		0-0-0		0-0-0		0-0-0											
RPI	S	Opponent		Score		RPI	S	Opponent		Score		RPI	S	Opponent		Score		RPI	S	Opponent		Score	
1	N	Florida		3	5	38	A	Northwestern		2	4	51	A	FIU		2	5	107	H	Iowa		1	4
1	N	Florida		1	5	38	A	Northwestern		7	5	51	A	FIU		8	0	107	H	Iowa		1	4
9	N	Arizona St.		1	9	38	A	Northwestern		5	4	53	A	Cal St. Fullerton		4	1	107	H	Iowa		8	4
11	N	Arizona		7	5	38	A	Northwestern		6	8	60	N	Ga. Southern		0	4	113	H	Green Bay		9	8
14	N	Washington		2	4	42	N	Long Beach St.		5	0	62	N	Illinois St.		2	1	113	H	Green Bay		5	2
16	A	Minnesota		0	3	43	A	Louisville		4	1	63	H	Illinois		10	3	124	N	Iowa St.		6	3
16	A	Minnesota		2	1							63	H	Illinois		3	2	171	A	Penn St.		5	2
20	A	Michigan		6	5							63	H	Illinois		3	2	171	A	Penn St.		4	0
20	A	Michigan		9	3							68	N	Kent St.		2	5	171	A	Penn St.		6	3
20	A	Michigan		1	10							70	H	Purdue		6	5	200	N	Bethune-Cookman		8	0
20	N	Michigan		3	4							70	H	Purdue		2	1	204	N	UConn		7	2
21	H	Nebraska		6	4							70	H	Purdue		7	3	214	N	A&M-Corpus Christi		10	1
21	H	Nebraska		0	12							89	N	FGCU		0	8	214	N	A&M-Corpus Christi		3	1
22	A	Texas A&M		1	6							89	N	FGCU		9	1	275	N	Detroit		3	2
22	A	Texas A&M		2	6													275	N	Detroit		8	0
																		278	H	North Dakota		17	1
																		278	H	North Dakota		11	2
LAST 10 GAMES																							
						20	N	Michigan		3	4	21	H	Nebraska		0	12						
						38	A	Northwestern		5	4	21	H	Nebraska		6	4						
						20	A	Michigan		6	5	70	H	Purdue		7	3						
						20	A	Michigan		1	10	70	H	Purdue		2	1						
						20	A	Michigan		9	3	70	H	Purdue		6	5						

Non-Div. I Games:

Wisconsin

Average RPI Win:		156	WON-LOST RECORD		WINNING PCT. RANK		LAST 10 GAMES		STRENGTH OF SCHEDULE		OPP. STRENGTH OF SCHEDULE		TEAM RPI		ADJ RPI		CONF. RPI		ADJ CONF. RPI				
DIV. I ONLY			41-15-0		.73214 25		8-2-0		90		78		38		.59051 37		9		8				
DIV. I NON-CONF.			26-9-0		.74286 32		0-1-0		72		90		34		.59802 32		8		7				
TOTALS		RPI 1-25		RPI 26-50		W-L RECORDS		RPI 51-100		RPI 101-150		RPI 150+											
41-15-0		2-5-0		6-9-0		OVERALL		3-0-0		2-0-0		28-1-0											
27-12-0		0-4-0		2-7-0		HOME		2-0-0		2-0-0		21-1-0											
7-1-0		0-1-0		3-0-0		AWAY		0-0-0		0-0-0		4-0-0											
7-2-0		2-0-0		1-2-0		NEUTRAL		1-0-0		0-0-0		3-0-0											
26-9-0		2-5-0		2-3-0		NON-CONFERENCE		3-0-0		2-0-0		17-1-0											
20-7-0		0-4-0		1-2-0		HOME		2-0-0		2-0-0		15-1-0											
0-1-0		0-1-0		0-0-		AWAY		0-0-0		0-0-0		0-0-0											
6-1-0		2-0-0		1-1-0		NEUTRAL		1-0-0		0-0-0		2-0-0											
15-6-0		0-0-0		4-6-0		CONFERENCE		0-0-0		0-0-0		11-0-0											
7-5-0		0-0-0		1-5-0		HOME		0-0-0		0-0-0		6-0-0											
7-0-0		0-0-0		3-0-0		AWAY		0-0-0		0-0-0		4-0-0											
1-1-0		0-0-0		0-1-0		NEUTRAL		0-0-0		0-0-0		1-0-0											
RPI	S	Opponent		Score		RPI	S	Opponent		Score		RPI	S	Opponent		Score		RPI	S	Opponent		Score	
1	A	Florida		1	17	27	H	UCF		1	3	61	H	Utah		7	4	118	H	Central Mich.		9	1
1	H	Florida		3	10	27	H	UCF		4	0	62	N	Illinois St.		5	0	126	H	Central Conn. St.		3	2
6	N	La.-Lafayette		8	5	27	H	UCF		1	2	63	H	Illinois		2	1	151	H	Memphis		12	0
12	H	Baylor		0	3	33	N	Hofstra		1	7							151	H	Memphis		2	1
13	H	Tennessee		2	3	38	H	Northwestern		2	7							151	H	Memphis		10	0
20	H	Michigan		2	3	39	H	Kansas		3	9							151	N	Memphis		5	3
23	N	James Madison		3	0	43	H	Louisville		1	5							161	H	Maine		8	0
						43	H	Louisville		0	3							161	H	Maine		8	2
						43	H	Louisville		1	3							168	H	Massachusetts		3	0
						43	N	Louisville		0	8							170	H	Pittsburgh		5	1
						47	A	Houston		4	2							172	H	Marist		8	0
						47	A	Houston		6	5							174	H	Binghamton		0	1
						47	A	Houston		5	2							181	H	Saint Joseph's		5	0
						49	H	Stanford		3	2							196	H	Central Ark.		10	1
						50	N	Col. of Charleston		6	2							200	H	Bethune-Cookman		9	0
						LAST 10 GAMES																	
						43	N	Louisville		0	8	230	A	Temple		3	1	221	N	Loyola Marymount		10	0
						151	N	Memphis		5	3	151	H	Memphis		10	0	230	A	Temple		7	1
						230	A	Temple		12	0	151	H	Memphis		2	1	230	A	Temple		8	0
						230	A	Temple		7	1	151	H	Memphis		12	0	230	A	Temple		3	1
						230	A	Temple		8	0	1	A	Florida		1	17	238	H	Villanova		8	0

Non-Div. I Games:

South Fla.

South Fla.

Through Games Of May 11

RPI	S	Opponent	Score	
242	H	Wagner	6	1
260	H	Providence	2	1
267	N	St. Bonaventure	8	0
273	H	Yale	2	0

South Fla.

S
o
u
t
h
F
l
a
.

S
o
u
t
h
F
l
a
.

Average RPI Win:	122	WON-LOST RECORD	WINNING PCT. RANK	LAST 10 GAMES	STRENGTH OF SCHEDULE		OPP. STRENGTH OF SCHEDULE		TEAM RPI	ADJ RPI	CONF. RPI	ADJ CONF. RPI		
DIV. I ONLY		33-16-0	.67347	45	5-5-0	73	30	42	.58777	38	5	5		
DIV. I NON-CONF.		17-6-0	.73913	34	0-1-0	36	27	25	.61627	25	4	4		
<hr/>														
TOTALS	RPI 1-25	RPI 26-50		W-L RECORDS		RPI 51-100		RPI 101-150		RPI 150+				
33-16-0	4-7-0	5-4-0		OVERALL		5-4-0		2-1-0		17-0-0				
11-4-0	1-2-0	2-2-0		HOME		0-0-0		0-0-0		8-0-0				
7-8-0	1-3-0	1-1-0		AWAY		2-3-0		2-1-0		1-0-0				
15-4-0	2-2-0	2-1-0		NEUTRAL		3-1-0		0-0-0		8-0-0				
<hr/>														
17-6-0	2-3-0	3-2-0		NON-CONFERENCE		3-1-0		0-0-0		9-0-0				
1-0-0	0-0-0	0-0-0		HOME		0-0-0		0-0-0		1-0-0				
2-2-0	0-1-0	1-0-		AWAY		0-0-0		0-0-0		1-0-0				
14-4-0	2-2-0	2-1-0		NEUTRAL		3-1-0		0-0-0		7-0-0				
<hr/>														
16-10-0	2-4-0	2-2-0		CONFERENCE		2-3-0		2-1-0		8-0-0				
10-4-0	1-2-0	2-2-0		HOME		0-0-0		0-0-0		7-0-0				
5-6-0	1-2-0	0-0-0		AWAY		2-3-0		2-1-0		0-0-0				
1-0-0	0-0-0	0-0-0		NEUTRAL		0-0-0		0-0-0		1-0-0				
<hr/>														
RPI	S	Opponent	Score		RPI	S	Opponent	Score		RPI	S	Opponent	Score	
8	N	Oklahoma	9	11	28	A	DePaul	3	9	56	N	UC Santa Barbara	10	1
12	N	Baylor	0	4	36	H	Wisconsin	4	2	61	N	Utah	12	11
14	N	Washington	4	2	36	H	Wisconsin	5	7	63	A	Illinois	9	0
16	A	Minnesota	5	13	36	H	Wisconsin	8	6	63	A	Illinois	6	3
16	A	Minnesota	13	9	36	H	Wisconsin	4	5	66	A	Ohio St.	4	7
16	A	Minnesota	1	3	37	A	South Fla.	7	2	66	A	Ohio St.	7	8
18	N	South Ala.	2	1	39	N	Kansas	4	3	66	A	Ohio St.	1	3
19	A	LSU	0	4	45	N	San Diego St.	4	2	82	N	Boise St.	13	2
21	H	Nebraska	1	10	49	N	Stanford	3	4	83	N	Boston College	3	4
21	H	Nebraska	3	13										
21	H	Nebraska	10	2										
					LAST 10 GAMES									
					36	H	Wisconsin	4	5	28	A	DePaul	3	9
					198	H	Michigan St.	10	4	66	A	Ohio St.	4	7
					198	H	Michigan St.	6	2	66	A	Ohio St.	7	8
					198	H	Michigan St.	9	1	66	A	Ohio St.	1	3
					198	H	Michigan St.	8	0	63	A	Illinois	6	3
										</				

[illegible]

Non-Div. I Games:

Kansas

Average RPI Win:	100	WON-LOST RECORD	WINNING PCT. RANK	LAST 10 GAMES	STRENGTH OF SCHEDULE	OPP. STRENGTH OF SCHEDULE	TEAM RPI	ADJ RPI	CONF. RPI	ADJ CONF. RPI					
DIV. I ONLY		31-25-0	.55357	107	4-6-0	11	54	41	.5833	40	14	12			
DIV. I NON-CONF.		16-16-0	.5	138	0-3-0	2	9	40	.59089	35	11	11			
<hr/>															
TOTALS	RPI 1-25	RPI 26-50		W-L RECORDS		RPI 51-100		RPI 101-150		RPI 150+					
31-25-0	2-11-0	2-3-0		OVERALL		11-5-0		10-4-0		6-2-0					
14-7-0	1-3-0	0-0-0		HOME		6-2-0		5-1-0		2-1-0					
12-12-0	1-7-0	2-1-0		AWAY		5-2-0		2-1-0		2-1-0					
5-6-0	0-1-0	0-2-0		NEUTRAL		0-1-0		3-2-0		2-0-0					
16-16-0	1-10-0	2-3-0		NON-CONFERENCE		5-2-0		6-1-0		2-0-0					
7-3-0	0-2-0	0-0-0		HOME		4-1-0		3-0-0		0-0-0					
4-8-0	1-7-0	2-0-		AWAY		1-0-0		0-0-0		0-0-0					
5-5-0	0-1-0	0-2-0		NEUTRAL		0-1-0		3-1-0		2-0-0					
15-9-0	1-1-0	0-0-0		CONFERENCE		6-3-0		4-3-0		4-2-0					
7-4-0	1-1-0	0-0-0		HOME		2-1-0		2-1-0		2-1-0					
8-4-0	0-0-0	0-0-0		AWAY		4-2-0		2-1-0		2-1-0					
0-1-0	0-0-0	0-0-0		NEUTRAL		0-0-0		0-1-0		0-0-0					
RPI	S	Opponent	Score	RPI	S	Opponent	Score	RPI	S	Opponent	Score	RPI	S	Opponent	Score
2	A	Georgia	1 10	30	A	Mississippi St.	5 3	51	H	FIU	4 8	103	H	Fla. Atlantic	4 2
2	A	Georgia	8 0	32	A	Lipscomb	1 2	51	H	FIU	10 0	103	H	Fla. Atlantic	1 3
3	A	Alabama	3 4	32	A	Lipscomb	5 3	51	H	FIU	5 2	103	H	Fla. Atlantic	4 3
3	H	Alabama	0 5	32	N	Lipscomb	6 8	74	A	North Texas	9 1	107	N	Iowa	6 1
8	A	Oklahoma	4 6	46	N	McNeese St.	3 5	74	A	North Texas	5 1	112	H	Murray St.	5 2
8	A	Oklahoma	4 8					74	A	North Texas	2 1	114	H	Kennesaw St.	5 1
8	A	Oklahoma	3 11					75	H	Ball St.	6 1	114	H	Kennesaw St.	7 1
10	N	Missouri	1 8					75	H	Ball St.	7 6	119	A	UTSA	3 6
12	A	Baylor	2 4					79	H	Western Ky.	3 0	119	A	UTSA	5 3
18	A	South Ala.	0 8					91	A	East Carolina	1 7	119	A	UTSA	6 1
18	H	South Ala.	1 2					91	A	East Carolina	1 2	120	N	St. John's (NY)	3 0
24	H	Tulsa	1 2					91	A	East Carolina	5 4	123	N	Marshall	0 4
24	H	Tulsa	4 2					96	H	Troy	2 3	135	N	Western Caro.	9 0
								99	A	Jacksonville St.	21 2	135	N	Western Caro.	4 5
								99	H	Jacksonville St.	4 0	155	H	Charlotte	0 1
								100	N	Syracuse	2 3	155	H	Charlotte	8 0
												155	H	Charlotte	8 0
												156	N	Drake	8 0
												167	A	Southern Miss.	1 3
												167	A	Southern Miss.	2 0
												167	A	Southern Miss.	3 0
												225	N	Austin Peay	4 1
				LAST 10 GAMES											
				123	N	Marshall	0 4	8	A	Oklahoma	3 11				
				119	A	UTSA	5 3	8	A	Oklahoma	4 8				
				119	A	UTSA	3 6	155	H	Charlotte	0 1				
				119	A	UTSA	6 1	155	H	Charlotte	8 0				
				8	A	Oklahoma	4 6	155	H	Charlotte	8 0				

Non-Div. I Games:

UAB

Average RPI Win:	135	WON-LOST RECORD	WINNING PCT. RANK	LAST 10 GAMES	STRENGTH OF SCHEDULE	OPP. STRENGTH OF SCHEDULE	TEAM RPI	ADJ RPI	CONF. RPI	ADJ CONF. RPI		
DIV. I ONLY		37-19-0	.66071	50	8-2-0	33	92	36	.5827	41	7	7
DIV. I NON-CONF.		18-9-0	.66667	55	0-0-0	22	138	43	.58246	46	7	8
<hr/>												
TOTALS	RPI 1-25	RPI 26-50		W-L RECORDS		RPI 51-100		RPI 101-150		RPI 150+		
37-19-0	0-4-0	2-8-0		OVERALL		12-3-0		12-2-0		11-2-0		
17-5-0	0-0-0	1-3-0		HOME		7-1-0		4-1-0		5-0-0		
10-12-0	0-4-0	0-3-0		AWAY		4-2-0		3-1-0		3-2-0		
10-2-0	0-0-0	1-2-0		NEUTRAL		1-0-0		5-0-0		3-0-0		
18-9-0	0-4-0	0-0-0		NON-CONFERENCE		5-3-0		6-1-0		7-1-0		
9-2-0	0-0-0	0-0-0		HOME		4-1-0		2-1-0		3-0-0		
2-7-0	0-4-0	0-0-		AWAY		1-2-0		0-0-0		1-1-0		
7-0-0	0-0-0	0-0-0		NEUTRAL		0-0-0		4-0-0		3-0-0		
19-10-0	0-0-0	2-8-0		CONFERENCE		7-0-0		6-1-0		4-1-0		
8-3-0	0-0-0	1-3-0		HOME		3-0-0		2-0-0		2-0-0		
8-5-0	0-0-0	0-3-0		AWAY		3-0-0		3-1-0		2-1-0		
3-2-0	0-0-0	1-2-0		NEUTRAL		1-0-0		1-0-0		0-0-0		
RPI	S	Opponent	Score	RPI	S	Opponent	Score	RPI	S	Opponent	Score	
1	A	Florida	0 1	29	H	USC Upstate	2 3	54	A	IPFW	1 2	
1	A	Florida	0 8	29	H	USC Upstate	0 8	54	H	IPFW	2 5	
2	A	Georgia	5 7	29	N	USC Upstate	4 3	60	H	Ga. Southern	11 3	
2	A	Georgia	0 8	32	A	Lipscomb	1 9	60	H	Ga. Southern	4 3	
				32	A	Lipscomb	1 2	65	A	Georgia St.	11 5	
				32	A	Lipscomb	4 5	65	A	Georgia St.	3 17	
				35	H	Stetson	1 6	84	H	North Florida	11 0	
				35	H	Stetson	5 4	84	H	North Florida	7 2	
				35	N	Stetson	1 4	84	H	North Florida	11 2	
				35	N	Stetson	0 1	89	A	FGCU	3 1	
								89	A	FGCU	5 1	
								89	A	FGCU	7 1	
								89	N	FGCU	2 1	
								93	H	Furman	4 0	
								93	H	Furman	8 0	
										</		

Average RPI Win:		123	WON-LOST RECORD		WINNING PCT. RANK		LAST 10 GAMES		STRENGTH OF SCHEDULE		OPP. STRENGTH OF SCHEDULE		TEAM RPI		ADJ RPI		CONF. RPI		ADJ CONF. RPI		
DIV. I ONLY			38-17-0		.69091 39		5-5-0		74		47		40		.58128 42		8		9		
DIV. I NON-CONF.			23-11-0		.67647 53		0-1-0		80		22		48		.57797 48		9		9		
TOTALS		RPI 1-25		RPI 26-50		W-L RECORDS		RPI 51-100		RPI 101-150		RPI 150+									
38-17-0		0-4-0		2-2-0		OVERALL		10-11-0		17-0-0		9-0-0									
12-7-0		0-3-0		0-0-0		HOME		1-4-0		5-0-0		6-0-0									
12-4-0		0-0-0		0-1-0		AWAY		4-3-0		8-0-0		0-0-0									
14-6-0		0-1-0		2-1-0		NEUTRAL		5-4-0		4-0-0		3-0-0									
23-11-0		0-4-0		2-2-0		NON-CONFERENCE		7-5-0		8-0-0		6-0-0									
6-4-0		0-3-0		0-0-0		HOME		1-1-0		2-0-0		3-0-0									
3-1-0		0-0-0		0-0-		AWAY		1-0-0		2-0-0		0-0-0									
14-6-0		0-1-0		2-1-0		NEUTRAL		5-4-0		4-0-0		3-0-0									
15-6-0		0-0-0		0-0-0		CONFERENCE		3-6-0		9-0-0		3-0-0									
6-3-0		0-0-0		0-0-0		HOME		0-3-0		3-0-0		3-0-0									
9-3-0		0-0-0		0-0-0		AWAY		3-3-0		6-0-0		0-0-0									
0-0-0		0-0-0		0-0-0		NEUTRAL		0-0-0		0-0-0		0-0-0									
RPI	S	Opponent		Score		RPI	S	Opponent		Score		RPI	S	Opponent		Score					
4	H	UCLA		6	10	26	N	Texas		4	3	52	N	Texas Tech		4	1	105	A	Cal St. Northridge 8 3	
4	H	UCLA		1	8	36	N	Wisconsin		0	5	53	A	Cal St. Fullerton		0	8	105	A	Cal St. Northridge 8 0	
15	H	Kentucky		0	10	45	A	San Diego St.		0	5	53	A	Cal St. Fullerton		8	6	105	A	Cal St. Northridge 10 0	
19	N	LSU		0	13	47	N	Houston		7	5	53	A	Cal St. Fullerton		1	3	108	A	San Diego 7 6	
												56	A	UC Santa Barbara		10	9	108	A	San Diego 3 2	
												56	A	UC Santa Barbara		3	6	109	H	Hawaii 3 0	
												56	A	UC Santa Barbara		7	5	109	H	Hawaii 5 3	
												58	N	Oklahoma St.		0	8	109	H	Hawaii 8 2	
												59	N	Fresno St.		8	0	121	H	Lehigh 4 1	
												61	N	Utah		3	11	127	H	Nevada 4 0	
												66	N	Ohio St.		8	10	134	N	Texas-Arlington 6 2	
												68	H	Kent St.		2	3	134	N	Texas-Arlington 8 0	
												68	H	Kent St.		9	7	136	N	Harvard 6 5	
												72	H	Cal Poly		2	4	137	A	UC Davis 8 0	
												72	H	Cal Poly		0	4	137	A	UC Davis 3 1	
												72	H	Cal Poly		0	3	137	A	UC Davis 9 1	
												80	N	San Jose St.		4	6	147	N	Maryland 11 5	
												80	N	San Jose St.		3	1	179	H	UC Riverside 7 0	
												80	N	San Jose St.		9	6	179	H	UC Riverside 8 0	
												92	A	UNLV		7	6	179	H	UC Riverside 15 4	
																		184	N	New Mexico 17 0	
																		185	N	UTEP 5 4	
																		224	H	George Washington 8 0	
																		228	H	Utah Valley 8 0	
																		228	N	Utah Valley 8 1	
																		250	H	Santa Clara 8 0	

RPI	S	Opponent	Score
100	N	Syracuse	7 6
72	H	Cal Poly	2 4
105	A	Cal St. Northridge	10 0
105	A	Cal St. Northridge	8 3
105	A	Cal St. Northridge	8 0
4	H	UCLA	6 10

Average RPI Win:		122	WON-LOST RECORD		WINNING PCT. RANK		LAST 10 GAMES		STRENGTH OF SCHEDULE		OPP. STRENGTH OF SCHEDULE		TEAM RPI		ADJ RPI		CONF. RPI		ADJ CONF. RPI				
DIV. I ONLY			36-20-0		.64286	59	8-2-0		50		60		44		.5794		43	9		8			
DIV. I NON-CONF.			19-13-0		.59375	86	0-1-0		41		46		54		.56959		53	8		7			
TOTALS		RPI 1-25		RPI 26-50		W-L RECORDS		RPI 51-100		RPI 101-150		RPI 150+											
36-20-0		0-6-0		8-6-0		OVERALL		10-3-0		4-3-0		14-2-0											
21-7-0		0-2-0		2-1-0		HOME		7-2-0		2-2-0		10-0-0											
9-9-0		0-1-0		4-5-0		AWAY		2-0-0		1-1-0		2-2-0											
6-4-0		0-3-0		2-0-0		NEUTRAL		1-1-0		1-0-0		2-0-0											
19-13-0		0-6-0		2-1-0		NON-CONFERENCE		8-2-0		4-3-0		5-1-0											
13-6-0		0-2-0		2-1-0		HOME		5-1-0		2-2-0		4-0-0											
3-3-0		0-1-0		0-0-		AWAY		2-0-0		1-1-0		0-1-0											
3-4-0		0-3-0		0-0-0		NEUTRAL		1-1-0		1-0-0		1-0-0											
17-7-0		0-0-0		6-5-0		CONFERENCE		2-1-0		0-0-0		9-1-0											
8-1-0		0-0-0		0-0-0		HOME		2-1-0		0-0-0		6-0-0											
6-6-0		0-0-0		4-5-0		AWAY		0-0-0		0-0-0		2-1-0											
3-0-0		0-0-0		2-0-0		NEUTRAL		0-0-0		0-0-0		1-0-0											
RPI	S	Opponent		Score		RPI	S	Opponent		Score		RPI	S	Opponent		Score		RPI	S	Opponent		Score	
15	A	Kentucky		0	5	27	A	UCF		1	5	62	H	Illinois St.		7	3	101	A	Jacksonville		5	0
15	H	Kentucky		3	7	27	A	UCF		1	0	62	H	Illinois St.		2	5	103	A	Fla. Atlantic		0	3
20	H	Michigan		1	9	27	A	UCF		2	3	66	H	Ohio St.		11	5	118	H	Central Mich.		3	2
24	N	Tulsa		0	4	27	N	UCF		3	2	66	N	Ohio St.		5	4	120	N	St. John's (NY)		7	0
25	N	Notre Dame		3	6	28	H	DePaul		7	3	68	H	Kent St.		2	1	124	H	Iowa St.		0	2
25	N	Notre Dame		4	11	28	H	DePaul		8	0	79	A	Western Ky.		7	4	128	H	IUPUI		12	1
						36	H	Wisconsin		1	4	79	A	Western Ky.		3	0	132	H	Eastern Ky.		0	4
						37	A	South Fla.		3	1	81	N	North Carolina		2	4	151	A	Memphis		6	2
						37	A	South Fla.		5	1	88	H	Rutgers		6	10	151	A	Memphis		6	0
						37	A	South Fla.		3	0	88	H	Rutgers		11	3	151	A	Memphis		2	3
						37	N	South Fla.		8	0	88	H	Rutgers		10	6	157	N	Northern Ill.		7	1
						47	A	Houston		5	6	94	H	Ohio		11	4	168	H	Massachusetts		6	2
						47	A	Houston		0	4	94	H	Ohio		22	4	183	A	Indiana		3	8
						47	A	Houston		5	8							204	H	UConn		9	1
																		204	H	UConn		6	0
																		204	H	UConn		9	1
																		205	H	Evansville		4	3
																		230	H	Temple		11	3
																		230	H	Temple		14	6
																		230	H	Temple		5	0
																		230	N	Temple		5	3
																		259	H	Northern Ky.		11	2
																		259	H	Northern Ky.		8	0
LAST 10 GAMES																							
						27	N	UCF		3	2	151	A	Memphis		6	0						
						37	N	South Fla.		8	0	15	H	Kentucky		3	7						
						230	N	Temple		5	3	230	H	Temple		11	3						
						151	A	Memphis		6	2	230	H	Temple		14	6						
						151	A	Memphis		2	3	230	H	Temple		5	0						

Non-Div. I Games:

Louisville

Average RPI Win:		142	WON-LOST RECORD		WINNING PCT. RANK	LAST 10 GAMES	STRENGTH OF SCHEDULE		OPP. STRENGTH OF SCHEDULE	TEAM RPI	ADJ RPI	CONF. RPI	ADJ CONF. RPI				
DIV. I ONLY			35-16-0		.68627	41	9-1-0		59	123	43	.57931	44	13	13		
DIV. I NON-CONF.			17-12-0		.58621	91	0-0-0		73	108	76	.55015	74	15	15		
TOTALS		RPI 1-25		RPI 26-50		W-L RECORDS		RPI 51-100		RPI 101-150		RPI 150+					
35-16-0		1-5-0		2-0-0		OVERALL		8-5-0		10-3-0		14-3-0					
8-3-0		0-0-0		0-0-0		HOME		3-2-0		2-1-0		3-0-0					
14-6-0		0-5-0		2-0-0		AWAY		3-1-0		5-0-0		4-0-0					
13-7-0		1-0-0		0-0-0		NEUTRAL		2-2-0		3-2-0		7-3-0					
17-12-0		1-5-0		2-0-0		NON-CONFERENCE		3-2-0		3-2-0		8-3-0					
0-0-0		0-0-0		0-0-0		HOME		0-0-0		0-0-0		0-0-0					
4-5-0		0-5-0		2-0-		AWAY		1-0-0		0-0-0		1-0-0					
13-7-0		1-0-0		0-0-0		NEUTRAL		2-2-0		3-2-0		7-3-0					
18-4-0		0-0-0		0-0-0		CONFERENCE		5-3-0		7-1-0		6-0-0					
8-3-0		0-0-0		0-0-0		HOME		3-2-0		2-1-0		3-0-0					
10-1-0		0-0-0		0-0-0		AWAY		2-1-0		5-0-0		3-0-0					
0-0-0		0-0-0		0-0-0		NEUTRAL		0-0-0		0-0-0		0-0-0					
RPI	S	Opponent		Score		RPI	S	Opponent		Score		RPI	S	Opponent		Score	
7	A	Florida St.		1	4	47	A	Houston		3	1	54	H	IPFW		1	3
7	A	Florida St.		0	5	49	A	Stanford		4	0	54	H	IPFW		12	5
7	A	Florida St.		0	9							54	H	IPFW		1	0
10	A	Missouri		2	11							54	H	IPFW		4	7
17	A	Auburn		3	11							54	H	IPFW		3	1
25	N	Notre Dame		4	1							63	A	Illinois		7	4
												73	A	Omaha		0	1
												73	A	Omaha		3	2
												73	A	Omaha		4	3
												75	N	Ball St.		9	3
												75	N	Ball St.		4	6
												77	N	BYU		3	6
												77	N	BYU		4	0

Non-Div. I Games:

North Dakota St.

RPI	S	Opponent	Score	
258	A	South Dakota St.	12	0
263	N	Portland St.	11	3
269	A	Southeast Mo. St.	11	0

North Dakota St.

N
o
r
t
h
D
a
k
o
t
a
S
t
.

N
o
r
t
h
D
a
k
o
t
a
S
t
.

Average RPI Win:		120	WON-LOST RECORD		WINNING PCT. RANK	LAST 10 GAMES		STRENGTH OF SCHEDULE		OPP. STRENGTH OF SCHEDULE	TEAM RPI	ADJ RPI	CONF. RPI	ADJ CONF. RPI									
Average RPI Loss:		85																					
DIV. I ONLY			39-17-0		.69643	37	7-3-0		91	79	46	.57925	45	11	10								
DIV. I NON-CONF.			23-9-0		.71875	42	0-1-0		77	65	45	.58982	39	10	10								
TOTALS		RPI 1-25		RPI 26-50		W-L RECORDS		RPI 51-100		RPI 101-150		RPI 150+											
39-17-0		0-3-0		1-2-0		OVERALL		18-6-0		10-4-0		10-2-0											
22-6-0		0-1-0		1-0-0		HOME		9-1-0		9-3-0		3-1-0											
7-7-0		0-0-0		0-0-0		AWAY		5-5-0		0-1-0		2-1-0											
10-4-0		0-2-0		0-2-0		NEUTRAL		4-0-0		1-0-0		5-0-0											
23-9-0		0-3-0		1-2-0		NON-CONFERENCE		9-0-0		7-4-0		6-0-0											
12-4-0		0-1-0		1-0-0		HOME		4-0-0		6-3-0		1-0-0											
1-1-0		0-0-0		0-0-		AWAY		1-0-0		0-1-0		0-0-0											
10-4-0		0-2-0		0-2-0		NEUTRAL		4-0-0		1-0-0		5-0-0											
16-8-0		0-0-0		0-0-0		CONFERENCE		9-6-0		3-0-0		4-2-0											
10-2-0		0-0-0		0-0-0		HOME		5-1-0		3-0-0		2-1-0											
6-6-0		0-0-0		0-0-0		AWAY		4-5-0		0-0-0		2-1-0											
0-0-0		0-0-0		0-0-0		NEUTRAL		0-0-0		0-0-0		0-0-0											
RPI	S	Opponent		Score		RPI	S	Opponent		Score		RPI	S	Opponent		Score							
10	N	Missouri		2	11	38	N	Northwestern		2	4	52	H	Texas Tech		5	4						
13	H	Tennessee		1	3	42	H	Long Beach St.		5	0	53	H	Cal St. Fullerton		6	1						
22	N	Texas A&M		1	2	49	N	Stanford		1	13	55	N	Fordham		5	4						
												58	N	Oklahoma St.		6	0						
												59	A	Fresno St.		0	2						
												59	A	Fresno St.		4	5						
												59	A	Fresno St.		2	0						
												67	H	California		7	3						
												71	N	Oregon St.		6	3						
												72	N	Cal Poly		6	3						
												77	H	BYU		2	0						
												78	H	Colorado St.		0	1						
												78	H	Colorado St.		4	2						
												78	H	Colorado St.		10	2						
												80	A	San Jose St.		8	3						
												80	A	San Jose St.		5	3						
												80	A	San Jose St.		0	5						
												82	H	Boise St.		1	0						
												82	H	Boise St.		5	1						
												82	H	Boise St.		4	0						
																		197	H	Utah St.		12	0
																		197	H	Utah St.		0	1
																		197	H	Utah St.		6	2
																		201	H	Monmouth		5	1
																		247	N	UMKC		4	2
																		249	N	Seattle		7	2
																		278	N	North Dakota		13	7

Average RPI Win:	154	WON-LOST	WINNING	LAST 10	STRENGTH OF	OPP. STRENGTH	TEAM	ADJ	CONF.	ADJ CONF.					
Average RPI Loss:	100	RECORD	PCT. RANK	GAMES	SCHEDULE	OF SCHEDULE	RPI	RPI	RPI	RPI					
DIV. I ONLY		38-16-0	.7037	36	7-3-0	109	119	50	.57818	46	20	20			
DIV. I NON-CONF.		16-9-0	.64	70	0-1-0	8	7	26	.61727	24	20	20			
<hr/>															
TOTALS	RPI 1-25	RPI 26-50		W-L RECORDS		RPI 51-100		RPI 101-150		RPI 150+					
38-16-0	3-6-0	3-2-0		OVERALL		6-0-0		3-4-0		23-4-0					
15-2-0	0-0-0	0-0-0		HOME		2-0-0		0-0-0		13-2-0					
14-7-0	3-4-0	0-0-0		AWAY		1-0-0		3-2-0		7-1-0					
9-7-0	0-2-0	3-2-0		NEUTRAL		3-0-0		0-2-0		3-1-0					
16-9-0	3-6-0	3-2-0		NON-CONFERENCE		6-0-0		0-0-0		4-1-0					
3-0-0	0-0-0	0-0-0		HOME		2-0-0		0-0-0		1-0-0					
6-4-0	3-4-0	0-0-		AWAY		1-0-0		0-0-0		2-0-0					
7-5-0	0-2-0	3-2-0		NEUTRAL		3-0-0		0-0-0		1-1-0					
22-7-0	0-0-0	0-0-0		CONFERENCE		0-0-0		3-4-0		19-3-0					
12-2-0	0-0-0	0-0-0		HOME		0-0-0		0-0-0		12-2-0					
8-3-0	0-0-0	0-0-0		AWAY		0-0-0		3-2-0		5-1-0					
2-2-0	0-0-0	0-0-0		NEUTRAL		0-0-0		0-2-0		2-0-0					
<hr/>															
RPI S	Opponent	Score		RPI S	Opponent	Score		RPI S	Opponent	Score		RPI S	Opponent	Score	
3 A	Alabama	5	3	27 N	UCF	2	5	51 H	FIU	5	3	133 A	Northwestern St.	2	4
6 A	La.-Lafayette	4	5	27 N	UCF	8	2	51 H	FIU	9	1	133 A	Northwestern St.	6	0
12 A	Baylor	0	6	40 N	UAB	5	3	71 N	Oregon St.	4	3	133 N	Northwestern St.	2	3
18 A	South Ala.	1	4	48 N	Virginia Tech	2	0	74 A	North Texas	5	2	133 N	Northwestern St.	0	11
19 A	LSU	2	1	48 N	Virginia Tech	1	4	86 N	Wichita St.	3	0	140 A	Sam Houston St.	2	3
22 A	Texas A&M	4	2					100 N	Syracuse	12	3	140 A	Sam Houston St.	4	2
22 A	Texas A&M	3	11									140 A	Sam Houston St.	9	2
24 N	Tulsa	4	5									175 H	Stephen F. Austin	8	0
24 N	Tulsa	2	3									175 H	Stephen F. Austin	9	5
												175 N	Stephen F. Austin	9	0
												196 H	Central Ark.	5	1
												196 H	Central Ark.	4	0
												196 H	Central Ark.	4	2
												206 A	Louisiana Tech	3	0
												206 A	Louisiana Tech	4	2
												209 H	Houston Baptist	8	0
												209 H	Houston Baptist	8	0
												209 H	Houston Baptist	2	4
												209 N	Houston Baptist	5	0
												212 H	Nicholls St.	3	0
												212 H	Nicholls St.	3	0
												212 H	Nicholls St.	4	5
<hr/>															
LAST 10 GAMES															
133 N Northwestern St.						0	11	213 H Lamar		9	1	213 H Lamar		13	3
175 N Stephen F. Austin						9	0	213 H Lamar		9	0	213 H Lamar		9	1
133 N Northwestern St.						2	3	12 A Baylor		0	6	213 H Lamar		9	0
209 N Houston Baptist						5	0	241 A Southeastern La.		4	0	214 A A&M-Corpus Christi		9	4
213 H Lamar						13	3	241 A Southeastern La.		8	0	214 A A&M-Corpus Christi		6	1

Non-Div. I Games:

Incarnate Word

2 3

Incarnate Word

8 0

Incarnate Word

10 0

McNeese St.

RPI	S	Opponent	Score	
214	A	A&M-Corpus Christi	6	1
225	N	Austin Peay	3	7
225	N	Austin Peay	16	1
241	A	Southeastern La.	2	3
241	A	Southeastern La.	8	0
241	A	Southeastern La.	4	0
284	H	Southern U.	8	0

McNeese St.

M
c
N
e
e
s
e
s
t
.

M
c
N
e
e
s
e
s
t
.

Average RPI Win:	146	WON-LOST RECORD	WINNING PCT. RANK	LAST 10 GAMES	STRENGTH OF SCHEDULE	OPP. STRENGTH OF SCHEDULE	TEAM RPI	ADJ RPI	CONF. RPI	ADJ CONF. RPI				
DIV. I ONLY		32-21-0	.60377	80	4-6-0	45	57	49	.57643	47	9	8		
DIV. I NON-CONF.		19-12-0	.6129	76	2-1-0	26	38	46	.58656	44	8	7		
<hr/>														
TOTALS	RPI 1-25	RPI 26-50		W-L RECORDS		RPI 51-100		RPI 101-150		RPI 150+				
32-21-0	3-6-0	4-9-0		OVERALL		4-4-0		2-0-0		19-2-0				
20-10-0	2-2-0	3-4-0		HOME		2-3-0		2-0-0		11-1-0				
9-6-0	0-2-0	1-3-0		AWAY		0-0-0		0-0-0		8-1-0				
3-5-0	1-2-0	0-2-0		NEUTRAL		2-1-0		0-0-0		0-0-0				
19-12-0	3-6-0	1-3-0		NON-CONFERENCE		2-2-0		2-0-0		11-1-0				
12-5-0	2-2-0	0-1-0		HOME		0-1-0		2-0-0		8-1-0				
4-2-0	0-2-0	1-0-		AWAY		0-0-0		0-0-0		3-0-0				
3-5-0	1-2-0	0-2-0		NEUTRAL		2-1-0		0-0-0		0-0-0				
13-9-0	0-0-0	3-6-0		CONFERENCE		2-2-0		0-0-0		8-1-0				
8-5-0	0-0-0	3-3-0		HOME		2-2-0		0-0-0		3-0-0				
5-4-0	0-0-0	0-3-0		AWAY		0-0-0		0-0-0		5-1-0				
0-0-0	0-0-0	0-0-0		NEUTRAL		0-0-0		0-0-0		0-0-0				
RPI	S	Opponent	Score		RPI	S	Opponent	Score		RPI	S	Opponent	Score	
3	A	Alabama	4	11	26	A	Texas	5	4	59	N	Fresno St.	4	2
3	A	Alabama	1	12	26	N	Texas	1	5	70	N	Purdue	2	5
7	N	Florida St.	1	7	27	A	UCF	2	7	70	N	Purdue	4	2
11	N	Arizona	5	6	27	A	UCF	1	7	74	H	North Texas	1	6
12	H	Baylor	3	2	27	A	UCF	5	7	88	H	Rutgers	1	5
12	H	Baylor	0	3	37	H	South Fla.	2	5	88	H	Rutgers	7	2
20	N	Michigan	5	2	37	H	South Fla.	2	4	88	H	Rutgers	0	1
21	H	Nebraska	1	4	37	H	South Fla.	5	6	88	H	Rutgers	4	2
22	H	Texas A&M	2	1	42	N	Long Beach St.	5	7					
					43	H	Louisville	6	5					
					43	H	Louisville	4	0					
					43	H	Louisville	8	5					
					44	H	North Dakota St.	1	3					
											</			

Non-Div. I Games:

Houston

Average RPI Win: 125		WON-LOST	WINNING	LAST 10	STRENGTH OF		OPP. STRENGTH	TEAM	ADJ	CONF.	ADJ CONF.
Average RPI Loss: 52		RECORD	PCT. RANK	GAMES	SCHEDULE		OF SCHEDULE	RPI	RPI	RPI	RPI
DIV. I ONLY		35-21-0	.625	69	52		50	45	.57586	48	6
DIV. I NON-CONF.		15-11-0	.57692	100	11		98	50	.57748	49	5
TOTALS		RPI 1-25	RPI 26-50		W-L RECORDS		RPI 51-100		RPI 101-150		RPI 150+
35-21-0		4-7-0	3-6-0		OVERALL		11-6-0		4-2-0		13-0-0
16-5-0		2-3-0	0-0-0		HOME		4-2-0		0-0-0		10-0-0
10-12-0		0-2-0	1-4-0		AWAY		5-4-0		4-2-0		0-0-0
9-4-0		2-2-0	2-2-0		NEUTRAL		2-0-0		0-0-0		3-0-0
15-11-0		1-4-0	2-4-0		NON-CONFERENCE		2-2-0		2-1-0		8-0-0
5-2-0		0-2-0	0-0-0		HOME		0-0-0		0-0-0		5-0-0
3-7-0		0-2-0	0-0-		AWAY		1-2-0		2-1-0		0-0-0
7-2-0		1-0-0	2-2-0		NEUTRAL		1-0-0		0-0-0		3-0-0
20-10-0		3-3-0	1-2-0		CONFERENCE		9-4-0		2-1-0		5-0-0
11-3-0		2-1-0	0-0-0		HOME		4-2-0		0-0-0		5-0-0
7-5-0		0-0-0	1-2-0		AWAY		4-2-0		2-1-0		0-0-0
2-2-0		1-2-0	0-0-0		NEUTRAL		1-0-0		0-0-0		0-0-0
RPI S	Opponent	Score	RPI S	Opponent	Score	RPI S	Opponent	Score	RPI S	Opponent	Score
3 A	Alabama	5 14	27 N	UCF	1 0	64 A	Longwood	5 3	103 A	Fla. Atlantic	0 1
3 A	Alabama	0 8	29 A	USC Upstate	1 8	64 A	Longwood	0 3	130 A	UNC Greensboro	4 0
7 N	Florida St.	0 12	32 A	Lipscomb	1 2	75 N	Ball St.	5 4	130 A	UNC Greensboro	12 4
7 N	Florida St.	5 4	33 N	Hofstra	2 6	81 H	North Carolina	4 8	147 A	Maryland	1 8
18 N	South Ala.	1 0	34 A	North Carolina St.	0 5	81 H	North Carolina	8 12	147 A	Maryland	3 0
23 H	James Madison	4 9	34 A	North Carolina St.	10 4	81 H	North Carolina	4 3	147 A	Maryland	8 6
23 H	James Madison	2 5	34 A	North Carolina St.	3 6	83 H	Boston College	4 3	153 H	Radford	2 1
25 H	Notre Dame	5 9	46 N	McNeese St.	4 1	83 H	Boston College	5 4	153 H	Radford	4 2
25 H	Notre Dame	5 4	46 N	McNeese St.	0 2	83 H	Boston College	4 3	170 H	Pittsburgh	2 0
25 H	Notre Dame	3 2				87 A	Georgia Tech	6 5	170 H	Pittsburgh	3 2
25 N	Notre Dame	6 9				87 A	Georgia Tech	7 0	198 N	Michigan St.	9 1
						87 A	Georgia Tech	5 2	202 H	Virginia	8 2
						89 A	FGCU	2 3	202 H	Virginia	11 3
						100 A	Syracuse	10 0	202 H	Virginia	6 0
						100 A	Syracuse	4 5	211 N	Miami (OH)	6 1
						100 A	Syracuse	3 7	229 N	Tennessee St.	5 0
						100 N	Syracuse	10 4	257 H	Liberty	11 0
									280 H	Morgan St.	13 1
									280 H	Morgan St.	22 2
LAST 10 GAMES											
	25 N Notre Dame	6 9		100 A Syracuse	4 5						
	100 N Syracuse	10 4		100 A Syracuse	10 0						
	153 H Radford	4 2		64 A Longwood	5 3						
	153 H Radford	2 1		64 A Longwood	0 3						
	100 A Syracuse	3 7		147 A Maryland	1 8						

Non-Div. I Games:

Virginia Tech

Average RPI Win: 123		WON-LOST RECORD		WINNING PCT. RANK		LAST 10 GAMES		STRENGTH OF SCHEDULE		OPP. STRENGTH OF SCHEDULE		TEAM RPI		ADJ RPI		CONF. RPI		ADJ CONF. RPI					
DIV. I ONLY		30-25-0		.54545 112		3-7-0		28		17		48		.57507 49		2		2					
DIV. I NON-CONF.		25-6-0		.80645 23		1-0-0		129		69		31		.59705 34		2		2					
TOTALS		RPI 1-25		RPI 26-50		W-L RECORDS		RPI 51-100		RPI 101-150		RPI 150+											
30-25-0		2-16-0		3-2-0		OVERALL		9-6-0		7-1-0		9-0-0											
14-10-0		1-5-0		0-1-0		HOME		6-4-0		3-0-0		4-0-0											
5-11-0		1-8-0		0-1-0		AWAY		1-2-0		2-0-0		1-0-0											
11-4-0		0-3-0		3-0-0		NEUTRAL		2-0-0		2-1-0		4-0-0											
25-6-0		0-3-0		3-2-0		NON-CONFERENCE		6-0-0		7-1-0		9-0-0											
11-1-0		0-0-0		0-1-0		HOME		4-0-0		3-0-0		4-0-0											
3-1-0		0-0-0		0-0-		AWAY		0-0-0		2-0-0		1-0-0											
11-4-0		0-3-0		3-0-0		NEUTRAL		2-0-0		2-1-0		4-0-0											
5-19-0		2-13-0		0-0-0		CONFERENCE		3-6-0		0-0-0		0-0-0											
3-9-0		1-5-0		0-0-0		HOME		2-4-0		0-0-0		0-0-0											
2-10-0		1-8-0		0-0-0		AWAY		1-2-0		0-0-0		0-0-0											
0-0-0		0-0-0		0-0-0		NEUTRAL		0-0-0		0-0-0		0-0-0											
RPI	S	Opponent		Score		RPI	S	Opponent		Score		RPI	S	Opponent		Score		RPI	S	Opponent		Score	
4	A	UCLA		12	9	34	N	North Carolina St.		9	1	61	A	Utah		12	11	114	N	Kennesaw St.		8	0
4	A	UCLA		0	9	37	A	South Fla.		2	3	61	A	Utah		3	8	122	H	Bradley		5	0
4	A	UCLA		2	5	38	N	Northwestern		4	3	61	A	Utah		7	12	122	H	Bradley		7	3
5	H	Oregon		2	7	44	H	North Dakota St.		0	4	65	N	Georgia St.		7	1	126	N	Central Conn. St.		0	5
5	H	Oregon		0	7	45	N	San Diego St.		13	1	67	H	California		5	11	137	A	UC Davis		10	1
5	H	Oregon		1	7							67	H	California		1	2	137	H	UC Davis		3	2
9	A	Arizona St.		5	7							67	H	California		14	13	147	N	Maryland		2	1
9	A	Arizona St.		15	16							71	H	Oregon St.		4	12	150	A	St. Mary's (CA)		2	1
9	A	Arizona St.		0	9							71	H	Oregon St.		9	13	177	A	Pacific		8	0
11	A	Arizona		3	12							71	H	Oregon St.		8	2	177	H	Pacific		11	9
11	A	Arizona		12	18							72	H	Cal Poly		6	2	183	N	Indiana		9	0
11	A	Arizona		3	5							72	H	Cal Poly		5	2	196	N	Central Ark.		7	3
12	N	Baylor		1	7							77	H	BYU		5	3	210	N	Western Mich.		15	0
13	N	Tennessee		1	3							77	H	BYU		7	5	249	N	Seattle		10	1
14	H	Washington		13	5							100	N	Syracuse		11	5	250	H	Santa Clara		8	0
14	H	Washington		0	7													263	H	Portland St.		10	0
14	H	Washington		2	11													263	H	Portland St.		9	1
19	N	LSU		3	5																		
						LAST 10 GAMES																	
						71	H	Oregon St.		9	13	4	A	UCLA		12	9						
						71	H	Oregon St.		4	12	150	A	St. Mary's (CA)		2	1						
						71	H	Oregon St.		8	2	5	H	Oregon		2	7						
						4	A	UCLA		2	5	5	H	Oregon		1	7						
						4	A	UCLA		0	9	5	H	Oregon		0	7						

Non-Div. I Games:

Stanford

[illegible]

Non-Div. I Games:

Col. of Charleston

RPI	S	Opponent	Score	
281	H	N.C. Central	7	0
281	H	N.C. Central	5	1
283	A	South Carolina St.	3	1
283	A	South Carolina St.	9	1
283	H	South Carolina St.	12	0
283	H	South Carolina St.	10	0
287	H	Rider	5	2
287	H	Rider	3	1

Col. of Charleston

C
o
l
.
o
f
C
h
a
r
l
e
s
t
o
n

C
o
l
.
o
f
C
h
a
r
l
e
s
t
o
n

F
I
U

FIU					Through Games Of May 11														
Average RPI Win:		108	WON-LOST RECORD		WINNING PCT. RANK	LAST 10 GAMES		STRENGTH OF SCHEDULE	OPP. STRENGTH OF SCHEDULE	TEAM RPI	ADJ RPI	CONF. RPI	ADJ CONF. RPI						
Average RPI Loss:		84																	
DIV. I ONLY			33-20-0		.62264	71		63		64	51	.57064	51	14	12				
DIV. I NON-CONF.			18-10-0		.64286	66		33		34	44	.58999	38	11	11				
TOTALS		RPI 1-25		RPI 26-50		W-L RECORDS		RPI 51-100		RPI 101-150		RPI 150+							
33-20-0		1-2-0		4-6-0		OVERALL		10-5-0		11-5-0		7-2-0							
21-7-0		0-0-0		2-2-0		HOME		9-2-0		7-1-0		3-2-0							
10-10-0		0-1-0		2-4-0		AWAY		1-1-0		4-4-0		3-0-0							
2-3-0		1-1-0		0-0-0		NEUTRAL		0-2-0		0-0-0		1-0-0							
18-10-0		1-2-0		3-4-0		NON-CONFERENCE		5-3-0		7-0-0		2-1-0							
12-4-0		0-0-0		2-2-0		HOME		4-1-0		5-0-0		1-1-0							
4-4-0		0-1-0		1-0-		AWAY		1-1-0		2-0-0		0-0-0							
2-2-0		1-1-0		0-0-0		NEUTRAL		0-1-0		0-0-0		1-0-0							
15-10-0		0-0-0		1-2-0		CONFERENCE		5-2-0		4-5-0		5-1-0							
9-3-0		0-0-0		0-0-0		HOME		5-1-0		2-1-0		2-1-0							
6-6-0		0-0-0		1-2-0		AWAY		0-0-0		2-4-0		3-0-0							
0-1-0		0-0-0		0-0-0		NEUTRAL		0-1-0		0-0-0		0-0-0							
RPI	S	Opponent		Score	RPI	S	Opponent		Score	RPI	S	Opponent		Score	RPI	S	Opponent		Score
9	A	Arizona St.		0 8	27	A	UCF		9 5	60	H	Ga. Southern		2 0	101	A	Jacksonville		8 3
16	N	Minnesota		3 1	28	H	DePaul		8 0	60	H	Ga. Southern		8 0	101	A	Jacksonville		1 0
25	N	Notre Dame		3 4	28	H	DePaul		0 1	74	H	North Texas		7 0	101	H	Jacksonville		5 3
					36	H	Wisconsin		0 8	74	H	North Texas		10 2	103	A	Fla. Atlantic		0 1
					36	H	Wisconsin		5 2	74	H	North Texas		7 1	103	A	Fla. Atlantic		3 2
					40	A	UAB		0 10	75	N	Ball St.		6 8	103	A	Fla. Atlantic		3 1
					40	A	UAB		8 4	84	H	North Florida		1 2	119	H	UTSA		5 8
					40	A	UAB		2 5	84	H	North Florida		5 1	119	H	UTSA		4 3
					46	A	McNeese St.		1 9	89	A	FGCU		6 4	119	H	UTSA		5 0
					46	A	McNeese St.		3 5	89	A	FGCU		5 6	123	A	Marshall		4 6
										89	H	FGCU		7 4	123	A	Marshall		2 6
										91	H	East Carolina		2 0	123	A	Marshall		4 8
										91	H	East Carolina		11 9	142	H	Dartmouth		3 1
										91	H	East Carolina		2 12	142	H	Dartmouth		6 2
										91	N	East Carolina		1 5	147	H	Maryland		6 5
															147	H	Maryland		14 9
															155	H	Charlotte		0 2
															155	H	Charlotte		15 3
															155	H	Charlotte		5 3
															167	A	Southern Miss.		10 0
															167	A	Southern Miss.		17 4
															167	A	Southern Miss.		5 0
															234	H	Eastern Mich.		6 1
															234	H	Eastern Mich.		4 5
															275	N	Detroit		10 1
					LAST 10 GAMES														
					91	N	East Carolina		1 5	74	H	North Texas		7 0					
					167	A	Southern Miss.		5 0	74	H	North Texas		7 1					
					167	A	Southern Miss.		17 4	123	A	Marshall		2 6					
					167	A	Southern Miss.		10 0	123	A	Marshall		4 6					
					74	H	North Texas		10 2	123	A	Marshall		4 8					

Non-Div. I Games:

FIU

Average RPI Win:		138	WON-LOST RECORD		WINNING PCT. RANK		LAST 10 GAMES		STRENGTH OF SCHEDULE		OPP. STRENGTH OF SCHEDULE		TEAM RPI		ADJ RPI		CONF. RPI		ADJ CONF. RPI				
Average RPI Loss:		72																					
DIV. I ONLY			34-19-0		.64151 60		6-4-0		70		81		53		.56721 52		3		3				
DIV. I NON-CONF.			26-9-0		.74286 32		0-0-0		154		184		61		.56338 57		3		3				
TOTALS		RPI 1-25		RPI 26-50		W-L RECORDS		RPI 51-100		RPI 101-150		RPI 150+											
34-19-0		0-6-0		5-4-0		OVERALL		7-1-0		9-6-0		13-2-0											
16-6-0		0-3-0		0-0-0		HOME		4-1-0		7-2-0		5-0-0											
6-7-0		0-3-0		4-3-0		AWAY		1-0-0		1-0-0		0-1-0											
12-6-0		0-0-0		1-1-0		NEUTRAL		2-0-0		1-4-0		8-1-0											
26-9-0		0-0-0		1-2-0		NON-CONFERENCE		5-0-0		7-5-0		13-2-0											
12-1-0		0-0-0		0-0-0		HOME		2-0-0		5-1-0		5-0-0											
2-2-0		0-0-0		0-0-		AWAY		1-0-0		1-0-0		0-1-0											
12-6-0		0-0-0		1-1-0		NEUTRAL		2-0-0		1-4-0		8-1-0											
8-10-0		0-6-0		4-2-0		CONFERENCE		2-1-0		2-1-0		0-0-0											
4-5-0		0-3-0		0-0-0		HOME		2-1-0		2-1-0		0-0-0											
4-5-0		0-3-0		4-2-0		AWAY		0-0-0		0-0-0		0-0-0											
0-0-0		0-0-0		0-0-0		NEUTRAL		0-0-0		0-0-0		0-0-0											
RPI	S	Opponent		Score		RPI	S	Opponent		Score		RPI	S	Opponent		Score							
8	A	Oklahoma		1 5		26	A	Texas		6 5		53	A	Cal St. Fullerton		13 6		106	H	Texas St.		7 2	
8	A	Oklahoma		0 5		26	A	Texas		3 7		58	H	Oklahoma St.		6 5		106	H	Texas St.		3 2	
8	A	Oklahoma		0 13		26	A	Texas		1 5		58	H	Oklahoma St.		6 8		106	H	Texas St.		5 3	
12	H	Baylor		4 6		28	N	DePaul		6 5		58	H	Oklahoma St.		11 3		117	N	Creighton		7 3	
12	H	Baylor		1 14		39	A	Kansas		7 5		63	N	Illinois		4 3		117	N	Creighton		0 1	
12	H	Baylor		0 2		39	A	Kansas		1 0		74	H	North Texas		5 1		124	H	Iowa St.		15 0	
						39	A	Kansas		9 7		74	H	North Texas		5 4		124	H	Iowa St.		10 1	
						42	N	Long Beach St.		1 4		92	N	UNLV		7 2		124	H	Iowa St.		9 13	
						45	A	San Diego St.		4 5								129	N	Buffalo		0 5	
																		131	N	Akron		3 4	
																		134	A	Texas-Arlington		4 1	
																		134	H	Texas-Arlington		8 1	
																		136	N	Harvard		0 6	
																		140	H	Sam Houston St.		0 2	
																		140	H	Sam Houston St.		4 2	
																		152	A	New Mexico St.		6 8	
																		152	H	New Mexico St.		8 4	
																		182	N	Weber St.		12 5	
																		182	N	Weber St.		2 3	
																		212	N	Nicholls St.		2 0	
																		214	N	A&M-Corpus Christi		2 1	
																		227	H	Northern Colo.		9 1	
																		227	H	Northern Colo.		6 1	
																		227	N	Northern Colo.		14 6	
																		240	N	Canisius		10 5	
																		247	N	UMKC		13 5	
																		247	N	UMKC		5 4	
LAST 10 GAMES																							
						8	A	Oklahoma		0 13		124	H	Iowa St.		15 0							
						8	A	Oklahoma		1 5		39	A	Kansas		1 0							
						8	A	Oklahoma		0 5		39	A	Kansas		9 7							
						124	H	Iowa St.		10 1		39	A	Kansas		7 5							
						124	H	Iowa St.		9 13		58	H	Oklahoma St.		11 3							

Non-Div. I Games: Abilene Christian 9 1

Texas Tech

RPI	S	Opponent	Score	
253	N	Texas Southern	2	0
271	H	Rhode Island	12	1
271	H	Rhode Island	5	0

Texas Tech

T
e
x
a
s
T
e
c
h

T
e
x
a
s
T
e
c
h

Average RPI Win: 127		WON-LOST	WINNING	LAST 10	STRENGTH OF		OPP. STRENGTH	TEAM	ADJ	CONF.	ADJ CONF.	
Average RPI Loss: 64		RECORD	PCT. RANK	GAMES	SCHEDULE		OF SCHEDULE	RPI	RPI	RPI	RPI	
DIV. I ONLY		33-21-1	.60909	78	64		61	54	.56389	53	8	9
DIV. I NON-CONF.		20-13-1	.60294	83	63		42	60	.56274	59	9	9
TOTALS		RPI 1-25	RPI 26-50		W-L RECORDS		RPI 51-100		RPI 101-150		RPI 150+	
33-21-1		2-6-0	2-4-0		OVERALL		8-6-0		11-3-0		10-2-1	
22-13-0		1-4-0	2-3-0		HOME		6-3-0		4-1-0		9-2-0	
7-4-1		0-0-0	0-1-0		AWAY		1-2-0		5-1-0		1-0-1	
4-4-0		1-2-0	0-0-0		NEUTRAL		1-1-0		2-1-0		0-0-0	
20-13-1		2-6-0	0-3-0		NON-CONFERENCE		5-3-0		4-1-0		9-0-1	
15-8-0		1-4-0	0-2-0		HOME		4-2-0		2-0-0		8-0-0	
1-1-1		0-0-0	0-0-		AWAY		0-0-0		0-0-0		1-0-1	
4-4-0		1-2-0	0-0-0		NEUTRAL		1-1-0		2-1-0		0-0-0	
13-8-0		0-0-0	2-1-0		CONFERENCE		3-3-0		7-2-0		1-2-0	
7-5-0		0-0-0	2-1-0		HOME		2-1-0		2-1-0		1-2-0	
6-3-0		0-0-0	0-0-0		AWAY		1-2-0		5-1-0		0-0-0	
0-0-0		0-0-0	0-0-0		NEUTRAL		0-0-0		0-0-0		0-0-0	
RPI S	Opponent	Score	RPI S	Opponent	Score	RPI S	Opponent	Score	RPI S	Opponent	Score	
4 H	UCLA	2 5	28 H	DePaul	2 5	52 H	Texas Tech	6 13	105 A	Cal St. Northridge	14 1	
8 H	Oklahoma	3 1	36 H	Wisconsin	1 4	56 H	UC Santa Barbara	11 7	105 A	Cal St. Northridge	10 1	
11 H	Arizona	0 15	42 H	Long Beach St.	6 8	56 H	UC Santa Barbara	1 6	105 A	Cal St. Northridge	2 0	
12 N	Baylor	6 1	42 H	Long Beach St.	8 0	56 H	UC Santa Barbara	10 0	106 N	Texas St.	4 2	
13 H	Tennessee	4 8	42 H	Long Beach St.	3 1	59 H	Fresno St.	9 2	108 H	San Diego	4 2	
19 N	LSU	1 8	45 A	San Diego St.	1 6	67 N	California	4 5	109 A	Hawaii	5 6	
21 H	Nebraska	2 9				71 H	Oregon St.	2 5	109 A	Hawaii	5 3	
25 N	Notre Dame	0 8				72 A	Cal Poly	0 6	109 A	Hawaii	12 3	
						72 A	Cal Poly	5 3	115 N	South Dakota	2 4	
						72 A	Cal Poly	1 2	137 H	UC Davis	5 4	
						80 H	San Jose St.	5 2	137 H	UC Davis	10 5	
						81 H	North Carolina	9 3	137 H	UC Davis	6 9	
						82 N	Boise St.	10 3	145 H	Grand Canyon	9 7	
						92 H	UNLV	12 4	150 N	St. Mary's (CA)	3 1	
									160 H	Loyola Chicago	3 2	
									170 H	Pittsburgh	7 4	
									179 H	UC Riverside	4 2	
									179 H	UC Riverside	3 6	
									179 H	UC Riverside	0 6	
									221 H	Loyola Marymount	9 0	
									224 H	George Washington	9 0	
									240 H	Canisius	10 2	
									240 H	Canisius	7 2	
									246 A	Bakersfield	10 10	
									246 A	Bakersfield	6 2	
									250 H	Santa Clara	12 4	
									250 H	Santa Clara	8 0	
			LAST 10 GAMES									
			105 A	Cal St. Northridge	10 1	137 H	UC Davis	10 5	240 H	Canisius	7 2	
			105 A	Cal St. Northridge	14 1	250 H	Santa Clara	12 4	246 A	Bakersfield	10 10	
			105 A	Cal St. Northridge	2 0	72 A	Cal Poly	5 3	246 A	Bakersfield	6 2	
			137 H	UC Davis	6 9	72 A	Cal Poly	0 6	250 H	Santa Clara	12 4	
			137 H	UC Davis	5 4	72 A	Cal Poly	1 2	250 H	Santa Clara	8 0	

Non-Div. I Games:

Cal St. Fullerton

RPI	S	Opponent	Score	
234	A	Eastern Mich.	9	0
255	N	UMass Lowell	9	3
258	H	South Dakota St.	5	1
258	H	South Dakota St.	8	0
258	H	South Dakota St.	9	0
262	N	Savannah St.	8	0
275	A	Detroit	2	0
275	A	Detroit	13	4
281	N	N.C. Central	9	0
281	N	N.C. Central	9	0
290	N	Alabama A&M	8	0

I
P
F
W

I
P
F
W

Average RPI Win: 166		WON-LOST RECORD		WINNING PCT. RANK		LAST 10 GAMES		STRENGTH OF SCHEDULE		OPP. STRENGTH OF SCHEDULE		TEAM RPI		ADJ RPI		CONF. RPI		ADJ CONF. RPI	
DIV. I ONLY		36-18-0		.66667 48		8-2-0		106		126		59		.55977 55		24		24	
DIV. I NON-CONF.		20-15-0		.57143 107		0-0-0		47		47		66		.56065 63		25		25	
TOTALS		RPI 1-25		RPI 26-50		W-L RECORDS		RPI 51-100		RPI 101-150		RPI 150+							
36-18-0		0-4-0		2-4-0		OVERALL		5-4-0		8-2-0		21-4-0							
16-1-0		0-0-0		1-0-0		HOME		0-0-0		4-0-0		11-1-0							
9-4-0		0-0-0		1-1-0		AWAY		0-0-0		1-0-0		7-3-0							
11-13-0		0-4-0		0-3-0		NEUTRAL		5-4-0		3-2-0		3-0-0							
20-15-0		0-4-0		2-4-0		NON-CONFERENCE		5-4-0		4-2-0		9-1-0							
6-0-0		0-0-0		1-0-0		HOME		0-0-0		0-0-0		5-0-0							
3-2-0		0-0-0		1-0-		AWAY		0-0-0		1-0-0		1-1-0							
11-13-0		0-4-0		0-3-0		NEUTRAL		5-4-0		3-2-0		3-0-0							
16-3-0		0-0-0		0-0-0		CONFERENCE		0-0-0		4-0-0		12-3-0							
10-1-0		0-0-0		0-0-0		HOME		0-0-0		4-0-0		6-1-0							
6-2-0		0-0-0		0-0-0		AWAY		0-0-0		0-0-0		6-2-0							
0-0-0		0-0-0		0-0-0		NEUTRAL		0-0-0		0-0-0		0-0-0							
RPI	S	Opponent		Score		RPI	S	Opponent		Score		RPI	S	Opponent		Score			
1	N	Florida		2	9	27	A	UCF		1	2	65	N	Georgia St.		5	1		
5	N	Oregon		2	3	28	N	DePaul		0	8	66	N	Ohio St.		0	1		
10	N	Missouri		0	8	33	H	Hofstra		3	2	69	N	Chattanooga		12	3		
25	N	Notre Dame		3	7	39	N	Kansas		1	10	69	N	Chattanooga		3	10		
						45	N	San Diego St.		4	5	72	N	Cal Poly		4	10		
						50	A	Col. of Charleston		5	4	73	N	Omaha		6	2		
												77	N	BYU		2	5		
												96	N	Troy		9	1		
												100	N	Syracuse		2	1		
						LAST 10 GAMES													
						148	H	Saint Louis		11	0	237	A	La Salle		8	2		
						148	H	Saint Louis		2	1	237	A	La Salle		11	2		
						168	H	Massachusetts		9	1	267	H	St. Bonaventure		12	0		
						217	A	Dayton		9	10	267	H	St. Bonaventure		9	6		
						217	A	Dayton		3	7	168	H	Massachusetts		7	2		

Non-Div. I Games:

Fordham

RPI	S	Opponent	Score
224	A	George Washington	2 0
237	A	La Salle	11 2
237	A	La Salle	8 2
260	N	Providence	3 1
267	H	St. Bonaventure	9 6
267	H	St. Bonaventure	12 0
271	A	Rhode Island	2 0
271	A	Rhode Island	7 3

Fordham

Average RPI Win:	151	WON-LOST RECORD	WINNING PCT. RANK	LAST 10 GAMES	STRENGTH OF SCHEDULE	OPP. STRENGTH OF SCHEDULE	TEAM RPI	ADJ RPI	CONF. RPI	ADJ CONF. RPI								
DIV. I ONLY		34-20-0	.62963	67	7-3-0	61	88	52	.55974	56	8	9						
DIV. I NON-CONF.		20-13-0	.60606	80	0-0-0	58	106	65	.55284	70	9	9						
<hr/>																		
TOTALS	RPI 1-25	RPI 26-50		W-L RECORDS		RPI 51-100		RPI 101-150		RPI 150+								
34-20-0	0-7-0	1-3-0		OVERALL		7-6-0		11-4-0		15-0-0								
9-6-0	0-2-0	1-2-0		HOME		2-1-0		2-1-0		4-0-0								
12-11-0	0-5-0	0-0-0		AWAY		1-4-0		8-2-0		3-0-0								
13-3-0	0-0-0	0-1-0		NEUTRAL		4-1-0		1-1-0		8-0-0								
20-13-0	0-7-0	0-1-0		NON-CONFERENCE		4-3-0		4-2-0		12-0-0								
4-2-0	0-2-0	0-0-0		HOME		0-0-0		0-0-0		4-0-0								
3-8-0	0-5-0	0-0-		AWAY		0-2-0		3-1-0		0-0-0								
13-3-0	0-0-0	0-1-0		NEUTRAL		4-1-0		1-1-0		8-0-0								
14-7-0	0-0-0	1-2-0		CONFERENCE		3-3-0		7-2-0		3-0-0								
5-4-0	0-0-0	1-2-0		HOME		2-1-0		2-1-0		0-0-0								
9-3-0	0-0-0	0-0-0		AWAY		1-2-0		5-1-0		3-0-0								
0-0-0	0-0-0	0-0-0		NEUTRAL		0-0-0		0-0-0		0-0-0								
<hr/>																		
RPI	S	Opponent	Score	RPI	S	Opponent	Score	RPI	S	Opponent	Score	RPI	S	Opponent	Score			
4	A	UCLA	1 5	38	N	Northwestern	1 10	53	A	Cal St. Fullerton	0 10	105	A	Cal St. Northridge	6 2			
4	A	UCLA	1 9	42	H	Long Beach St.	6 3	53	A	Cal St. Fullerton	7 11	105	A	Cal St. Northridge	8 7			
5	A	Oregon	1 2	42	H	Long Beach St.	9 10	53	A	Cal St. Fullerton	6 1	105	A	Cal St. Northridge	8 3			
5	A	Oregon	4 10	42	H	Long Beach St.	5 7	59	A	Fresno St.	5 6	108	A	San Diego	0 2			
7	A	Florida St.	2 5					71	A	Oregon St.	1 8	108	A	San Diego	2 1			
22	H	Texas A&M	0 8					72	H	Cal Poly	2 0	109	H	Hawaii	6 4			
22	H	Texas A&M	1 9					72	H	Cal Poly	1 14	109	H	Hawaii	8 9			
								72	H	Cal Poly	2 1	109	H	Hawaii	9 8			
								80	N	San Jose St.	5 4	127	A	Nevada	6 2			
								80	N	San Jose St.	3 6	127	A	Nevada	9 5			
								86	N	Wichita St.	2 1	127	N	Nevada	6 4			
								97	N	UNI	3 2	137	A	UC Davis	2 5			
								97	N	UNI	15 1	137	A	UC Davis	1 0			
												137	A	UC Davis	9 2			
												142	N	Dartmouth	2 9			
												169	N	Southern Utah	4 0			
												179	A	UC Riverside	3 0			
												179	A	UC Riverside	4 1			
												179	A	UC Riverside	5 3			
												189	N	Sacramento St.	3 2			
												197	N	Utah St.	8 0			
												201	H	Monmouth	6 3			
												217	H	Dayton	9 8			
												228	N	Utah Valley	7 0			
												246	H	Bakersfield	6 0			
												246	N	Bakersfield	6 0			
												246	N	Bakersfield	5 3			
<hr/>																		
				LAST 10 GAMES														
				42 H Long Beach St.				9 10	179 A UC Riverside				3 0	217 H Dayton				9 8
				42 H Long Beach St.				6 3	109 H Hawaii				6 4	228 N Utah Valley				7 0
				42 H Long Beach St.				5 7	109 H Hawaii				9 8	246 H Bakersfield				6 0
				179 A UC Riverside				5 3	109 H Hawaii				8 9	246 N Bakersfield				6 0
				179 A UC Riverside				4 1	137 A UC Davis				1 0	246 N Bakersfield				5 3

Non-Div. I Games:

UC Santa Barbara

RPI	S	Opponent	Score	
249	N	Seattle	4	2
249	N	Seattle	2	0
263	H	Portland St.	13	2

UC Santa Barbara

U
C
S
a
n
t
a
B
a
r
b
a
r
a

U
C
S
a
n
t
a
B
a
r
b
a
r
a

Average RPI Win:		151	WON-LOST RECORD		WINNING PCT. RANK		LAST 10 GAMES		STRENGTH OF SCHEDULE		OPP. STRENGTH OF SCHEDULE		TEAM RPI		ADJ RPI		CONF. RPI		ADJ CONF. RPI						
DIV. I ONLY			41-15-0		.73214		25		8-2-0		162		130		60		.55918		57		16		16		
DIV. I NON-CONF.			18-10-0		.64286		66		0-0-0		152		94		80		.54621		77		16		16		
TOTALS		RPI 1-25		RPI 26-50				W-L RECORDS				RPI 51-100				RPI 101-150				RPI 150+					
41-15-0		0-1-0		2-0-0				OVERALL				9-7-0				13-3-0				17-4-0					
31-8-0		0-1-0		2-0-0				HOME				8-5-0				8-2-0				13-0-0					
9-5-0		0-0-0		0-0-0				AWAY				0-0-0				5-1-0				4-4-0					
1-2-0		0-0-0		0-0-0				NEUTRAL				1-2-0				0-0-0				0-0-0					
18-10-0		0-1-0		2-0-0				NON-CONFERENCE				6-7-0				3-1-0				7-1-0					
16-7-0		0-1-0		2-0-0				HOME				5-5-0				3-1-0				6-0-0					
1-1-0		0-0-0		0-0-				AWAY				0-0-0				0-0-0				1-1-0					
1-2-0		0-0-0		0-0-0				NEUTRAL				1-2-0				0-0-0				0-0-0					
23-5-0		0-0-0		0-0-0				CONFERENCE				3-0-0				10-2-0				10-3-0					
15-1-0		0-0-0		0-0-0				HOME				3-0-0				5-1-0				7-0-0					
8-4-0		0-0-0		0-0-0				AWAY				0-0-0				5-1-0				3-3-0					
0-0-0		0-0-0		0-0-0				NEUTRAL				0-0-0				0-0-0				0-0-0					
RPI	S	Opponent		Score		RPI	S	Opponent		Score		RPI	S	Opponent		Score		RPI	S	Opponent		Score			
16	H	Minnesota		0	2	50	H	Col. of Charleston		3	2	60	N	Ga. Southern		0	3	102	H	Bryant		2	1		
						50	H	Col. of Charleston		9	1	60	N	Ga. Southern		2	1	110	A	Winthrop		7	0		
												64	H	Longwood		8	2	110	A	Winthrop		15	4		
												64	H	Longwood		4	1	110	A	Winthrop		7	1		
												64	H	Longwood		3	1	110	H	Winthrop		7	3		
												65	H	Georgia St.		2	0	111	H	Samford		0	1		
												65	H	Georgia St.		1	3	123	H	Marshall		2	1		
												70	H	Purdue		5	11	123	H	Marshall		10	1		
												70	H	Purdue		3	0	138	A	Campbell		8	1		
												81	H	North Carolina		3	0	138	A	Campbell		5	0		
												93	H	Furman		0	4	138	A	Campbell		2	3		
												93	H	Furman		5	1	138	H	Campbell		5	3		
												95	H	Eastern Ill.		2	3	144	H	Charleston So.		3	0		
												95	H	Eastern Ill.		6	2	144	H	Charleston So.		1	3		
												96	H	Troy		2	6	144	H	Charleston So.		2	1		
												96	N	Troy		1	4	144	H	Charleston So.		7	2		
																		153	A	Radford		1	4		
																		153	A	Radford		8	3		
																		153	A	Radford		6	5		
																		163	H	Appalachian St.		8	0		
																		166	H	Towson		6	2		
																		176	A	Presbyterian		5	1		
																		176	A	Presbyterian		4	5		
																		176	A	Presbyterian		3	4		
																		202	H	Virginia		9	1		
																		207	A	UNC Wilmington		1	2		
																		207	A	UNC Wilmington		2	1		
LAST 10 GAMES					144 H Charleston So.					1	3	110 A Winthrop					7	1	176 A Presbyterian					4	5
					138 H Campbell					5	3	110 A Winthrop					15	4	176 A Presbyterian					3	4
					110 H Winthrop					7	3	153 A Radford					8	3	202 H Virginia					9	1
					257 H Liberty					3	1	153 A Radford					6	5	207 A UNC Wilmington					1	2
					110 A Winthrop					7	0	153 A Radford					1	4	207 A UNC Wilmington					2	1

Non-Div. I Games:

Coastal Caro.

RPI	S	Opponent	Score	
231	H	Gardner-Webb	8	1
231	H	Gardner-Webb	6	0
231	H	Gardner-Webb	9	0
257	H	Liberty	5	1
257	H	Liberty	3	1
257	H	Liberty	11	2
257	H	Liberty	10	2
282	H	Saint Peter's	18	0
286	H	UMES	9	0
286	H	UMES	11	2

Coastal Caro.

C
o
a
s
t
a
l
C
a
r
o
.

C
o
a
s
t
a
l
C
a
r
o
.

Average RPI Win: 129		WON-LOST	WINNING	LAST 10	STRENGTH OF	OPP. STRENGTH	TEAM	ADJ	CONF.	ADJ CONF.				
Average RPI Loss: 42		RECORD	PCT. RANK	GAMES	SCHEDULE	OF SCHEDULE	RPI	RPI	RPI	RPI				
DIV. I ONLY		26-28-0	.48148	149	2-8-0	16	48	58	.55785	58	3	3		
DIV. I NON-CONF.		21-15-0	.58333	95	1-4-0	31	87	53	.56759	55	3	3		
<hr/>														
TOTALS		RPI 1-25		RPI 26-50		W-L RECORDS		RPI 51-100		RPI 101-150		RPI 150+		
26-28-0		2-15-0		2-6-0		OVERALL		7-3-0		6-3-0		9-1-0		
12-9-0		2-7-0		0-0-0		HOME		1-0-0		3-2-0		6-0-0		
4-15-0		0-7-0		1-5-0		AWAY		1-3-0		2-0-0		0-0-0		
10-4-0		0-1-0		1-1-0		NEUTRAL		5-0-0		1-1-0		3-1-0		
21-15-0		1-10-0		1-1-0		NON-CONFERENCE		6-1-0		4-2-0		9-1-0		
9-5-0		1-4-0		0-0-0		HOME		1-0-0		1-1-0		6-0-0		
2-6-0		0-5-0		0-0-		AWAY		0-1-0		2-0-0		0-0-0		
10-4-0		0-1-0		1-1-0		NEUTRAL		5-0-0		1-1-0		3-1-0		
5-13-0		1-5-0		1-5-0		CONFERENCE		1-2-0		2-1-0		0-0-0		
3-4-0		1-3-0		0-0-0		HOME		0-0-0		2-1-0		0-0-0		
2-9-0		0-2-0		1-5-0		AWAY		1-2-0		0-0-0		0-0-0		
0-0-0		0-0-0		0-0-0		NEUTRAL		0-0-0		0-0-0		0-0-0		
RPI	S	Opponent		Score	RPI	S	Opponent		Score	RPI	S	Opponent		Score
8	A	Oklahoma		3 11	26	A	Texas		5 3	52	A	Texas Tech		8 6
8	A	Oklahoma		0 2	26	A	Texas		0 3	52	A	Texas Tech		5 6
8	H	Oklahoma		4 5	26	A	Texas		1 12	52	A	Texas Tech		3 11
10	A	Missouri		1 2	39	A	Kansas		1 2	74	A	North Texas		3 4
12	H	Baylor		2 1	39	A	Kansas		0 1	74	H	North Texas		7 4
12	H	Baylor		0 8	39	A	Kansas		0 4	77	N	BYU		6 5
12	H	Baylor		2 10	42	N	Long Beach St.		8 0	78	N	Colorado St.		6 3
16	H	Minnesota		5 4	45	N	San Diego St.		0 6	86	N	Wichita St.		9 2
16	N	Minnesota		0 1						88	N	Rutgers		8 1
18	H	South Ala.		1 5						90	N	SIU Edwardsville		2 1
19	A	LSU		0 1								156 H Drake		2 0
21	H	Nebraska		3 4								177 N Pacific		4 5
21	H	Nebraska		4 8								184 H New Mexico		5 0
22	A	Texas A&M		2 8								184 H New Mexico		6 3
22	A	Texas A&M		1 2								196 H Central Ark.		12 8
24	A	Tulsa		0 1								196 N Central Ark.		3 0
24	H	Tulsa		0 1								247 N UMKC		8 2
												253 N Texas Southern		3 0
												289 H Ark.-Pine Bluff		10 0
												289 H Ark.-Pine Bluff		9 0
<hr/>														
LAST 10 GAMES														
8	A	Oklahoma		3 11	24	A	Tulsa		0 1					
8	H	Oklahoma		4 5	26	A	Texas		0 3					
22	A	Texas A&M		2 8	26	A	Texas		1 12					
22	A	Texas A&M		1 2	26	A	Texas		5 3					
253	N	Texas Southern		3 0	24	H	Tulsa		0 1					

Non-Div. I Games:

Oklahoma St.

[illegible]

Non-Div. I Games:

Fresno St.

Average RPI Win:		144	WON-LOST RECORD		WINNING PCT. RANK		LAST 10 GAMES		STRENGTH OF SCHEDULE		OPP. STRENGTH OF SCHEDULE		TEAM RPI		ADJ RPI		CONF. RPI		ADJ CONF. RPI	
DIV. I ONLY			35-21-0		.625 69		5-5-0		79		87		57		.55661 60		12		14	
DIV. I NON-CONF.			18-13-0		.58065 98		0-0-0		86		39		73		.54886 76		13		13	
TOTALS		RPI 1-25		RPI 26-50		W-L RECORDS		RPI 51-100		RPI 101-150		RPI 150+								
35-21-0		0-4-0		1-3-0		OVERALL		9-8-0		10-6-0		15-0-0								
17-4-0		0-1-0		0-0-0		HOME		4-2-0		4-1-0		9-0-0								
8-14-0		0-2-0		0-3-0		AWAY		1-4-0		4-5-0		3-0-0								
10-3-0		0-1-0		1-0-0		NEUTRAL		4-2-0		2-0-0		3-0-0								
18-13-0		0-4-0		1-3-0		NON-CONFERENCE		6-5-0		3-1-0		8-0-0								
9-3-0		0-1-0		0-0-0		HOME		2-1-0		1-1-0		6-0-0								
1-7-0		0-2-0		0-0-		AWAY		0-2-0		1-0-0		0-0-0								
8-3-0		0-1-0		1-0-0		NEUTRAL		4-2-0		1-0-0		2-0-0								
17-8-0		0-0-0		0-0-0		CONFERENCE		3-3-0		7-5-0		7-0-0								
8-1-0		0-0-0		0-0-0		HOME		2-1-0		3-0-0		3-0-0								
7-7-0		0-0-0		0-0-0		AWAY		1-2-0		3-5-0		3-0-0								
2-0-0		0-0-0		0-0-0		NEUTRAL		0-0-0		1-0-0		1-0-0								
RPI	S	Opponent		Score		RPI	S	Opponent		Score		RPI	S	Opponent		Score				
2	A	Georgia		1	4	31	A	South Carolina		1	3	51	A	FIU		0	8			
3	N	Alabama		4	6	36	N	Wisconsin		4	0	51	A	FIU		0	2			
13	A	Tennessee		0	2	41	A	Mercer		3	4	57	N	Coastal Caro.		3	0			
13	H	Tennessee		0	1	41	A	Mercer		3	11	57	N	Coastal Caro.		1	2			
												65	H	Georgia St.		5	2			
												69	H	Chattanooga		6	5			
												69	H	Chattanooga		3	1			
												69	H	Chattanooga		1	2			
												79	N	Western Ky.		0	3			
												89	N	FGCU		9	1			
												89	N	FGCU		6	2			
												93	A	Furman		11	2			
												93	A	Furman		4	5			
												93	A	Furman		0	2			
												96	H	Troy		1	2			
												96	H	Troy		2	0			
												96	N	Troy		4	3			

Non-Div. I Games:

Ga. Southern

RPI	S	Opponent	Score	
254	H	Middle Tenn.	4	1
256	H	Oakland	7	0
256	H	Oakland	11	0
264	N	Holy Cross	3	2

Ga. Southern

G
a
.
S
o
u
t
h
e
r
n

G
a
.
S
o
u
t
h
e
r
n

Average RPI Win: 134		WON-LOST	WINNING	LAST 10	STRENGTH OF		OPP. STRENGTH	TEAM	ADJ	CONF.	ADJ CONF.
Average RPI Loss: 55		RECORD	PCT. RANK	GAMES	SCHEDULE		OF SCHEDULE	RPI	RPI	RPI	RPI
DIV. I ONLY		25-28-0	.4717	161	6-4-0		17	68	69	.5559	62
DIV. I NON-CONF.		8-19-0	.2963	238	0-0-0		1	1	63	.56323	58
TOTALS		RPI 1-25	RPI 26-50		W-L RECORDS		RPI 51-100		RPI 101-150		RPI 150+
25-28-0		1-12-0	1-5-0		OVERALL		6-6-0		7-2-0		10-3-0
7-7-0		0-0-0	0-1-0		HOME		0-4-0		1-0-0		6-2-0
9-7-0		0-3-0	1-1-0		AWAY		0-0-0		6-2-0		2-1-0
9-14-0		1-9-0	0-3-0		NEUTRAL		6-2-0		0-0-0		2-0-0
8-19-0		1-12-0	1-5-0		NON-CONFERENCE		4-2-0		0-0-0		2-0-0
0-2-0		0-0-0	0-1-0		HOME		0-1-0		0-0-0		0-0-0
1-4-0		0-3-0	1-0-		AWAY		0-0-0		0-0-0		0-0-0
7-13-0		1-9-0	0-3-0		NEUTRAL		4-1-0		0-0-0		2-0-0
17-9-0		0-0-0	0-0-0		CONFERENCE		2-4-0		7-2-0		8-3-0
7-5-0		0-0-0	0-0-0		HOME		0-3-0		1-0-0		6-2-0
8-3-0		0-0-0	0-0-0		AWAY		0-0-0		6-2-0		2-1-0
2-1-0		0-0-0	0-0-0		NEUTRAL		2-1-0		0-0-0		0-0-0
RPI S	Opponent	Score	RPI S	Opponent	Score	RPI S	Opponent	Score	RPI S	Opponent	Score
1 N	Florida	2 3	28 H	DePaul	1 3	63 H	Illinois	4 7	116 A	Southern Ill.	4 5
5 N	Oregon	0 2	33 N	Hofstra	4 8	66 N	Ohio St.	5 6	116 A	Southern Ill.	11 0
6 N	La.-Lafayette	4 10	36 N	Wisconsin	1 2	73 N	Omaha	3 2	116 A	Southern Ill.	20 2
8 N	Oklahoma	6 11	37 N	South Fla.	0 5	80 N	San Jose St.	11 3	122 A	Bradley	11 2
9 A	Arizona St.	2 4	43 A	Louisville	5 2	86 H	Wichita St.	3 7	122 A	Bradley	0 1
10 A	Missouri	0 5	43 A	Louisville	3 7	86 H	Wichita St.	4 10	122 H	Bradley	6 3
10 A	Missouri	2 4				86 H	Wichita St.	3 12	139 A	Missouri St.	7 3
10 N	Missouri	10 11				90 N	SIU Edwardsville	4 3	139 A	Missouri St.	6 2
14 N	Washington	1 9				94 N	Ohio	7 4	139 A	Missouri St.	3 0
17 N	Auburn	2 3				97 N	UNI	1 3	156 H	Drake	11 0
20 N	Michigan	1 7				97 N	UNI	9 4	160 A	Loyola Chicago	3 0
23 N	James Madison	1 0				97 N	UNI	4 3	160 A	Loyola Chicago	12 1
25 N	Notre Dame	2 4							160 A	Loyola Chicago	1 3
									160 H	Loyola Chicago	2 4
									178 H	Indiana St.	8 12
									178 H	Indiana St.	4 3
									178 H	Indiana St.	8 7
									200 N	Bethune-Cookman	5 2
									204 N	UConn	3 2
									205 H	Evansville	13 2
									205 H	Evansville	8 2
									205 H	Evansville	10 0
			LAST 10 GAMES								
			160 H	Loyola Chicago	2 4	139 A	Missouri St.	3 0			
			86 H	Wichita St.	4 10	139 A	Missouri St.	6 2			
			86 H	Wichita St.	3 7	139 A	Missouri St.	7 3			
			86 H	Wichita St.	3 12	122 H	Bradley	6 3			
			156 H	Drake	11 0	205 H	Evansville	8 2			

Non-Div. I Games:

Illinois St.

Average RPI Win: 126		WON-LOST RECORD		WINNING PCT. RANK		LAST 10 GAMES		STRENGTH OF SCHEDULE		OPP. STRENGTH OF SCHEDULE		TEAM RPI		ADJ RPI		CONF. RPI		ADJ CONF. RPI	
DIV. I ONLY		24-26-0		.48 152		5-5-0		21		35		64		.55557 63		5		5	
DIV. I NON-CONF.		16-9-0		.64 70		0-0-0		16		74		39		.59033 36		4		4	
TOTALS		RPI 1-25		RPI 26-50		W-L RECORDS		RPI 51-100		RPI 101-150		RPI 150+							
24-26-0		3-12-0		1-8-0		OVERALL		4-3-0		6-3-0		10-0-0							
5-10-0		2-4-0		0-4-0		HOME		1-0-0		1-2-0		1-0-0							
6-10-0		0-3-0		0-4-0		AWAY		2-2-0		1-1-0		3-0-0							
13-6-0		1-5-0		1-0-0		NEUTRAL		1-1-0		4-0-0		6-0-0							
16-9-0		1-4-0		1-3-0		NON-CONFERENCE		3-1-0		4-1-0		7-0-0							
2-2-0		0-0-0		0-2-0		HOME		1-0-0		0-0-0		1-0-0							
2-2-0		0-0-0		0-0-		AWAY		1-0-0		1-1-0		0-0-0							
12-5-0		1-4-0		1-0-0		NEUTRAL		1-1-0		3-0-0		6-0-0							
8-17-0		2-8-0		0-5-0		CONFERENCE		1-2-0		2-2-0		3-0-0							
3-8-0		2-4-0		0-2-0		HOME		0-0-0		1-2-0		0-0-0							
4-8-0		0-3-0		0-3-0		AWAY		1-2-0		0-0-0		3-0-0							
1-1-0		0-1-0		0-0-0		NEUTRAL		0-0-0		1-0-0		0-0-0							
RPI S	Opponent	Score		RPI S	Opponent	Score		RPI S	Opponent	Score		RPI S	Opponent	Score					
10 N	Missouri	6	9	28 H	DePaul	3	5	52 N	Texas Tech	3	4	103 A	Fla. Atlantic	4	8				
10 N	Missouri	3	0	33 N	Hofstra	2	0	62 A	Illinois St.	7	4	107 H	Iowa	7	10				
13 N	Tennessee	0	10	36 A	Wisconsin	2	3	70 A	Purdue	3	2	107 H	Iowa	4	3				
16 A	Minnesota	0	8	36 A	Wisconsin	2	3	70 A	Purdue	0	11	107 H	Iowa	3	4				
16 A	Minnesota	0	7	36 A	Wisconsin	3	10	70 A	Purdue	0	1	107 N	Iowa	6	0				
16 A	Minnesota	3	8	37 A	South Fla.	1	2	73 H	Omaha	6	1	117 N	Creighton	9	1				
18 N	South Ala.	2	5	38 H	Northwestern	0	9	95 N	Eastern Ill.	4	2	118 N	Central Mich.	4	1				
18 N	South Ala.	3	5	38 H	Northwestern	3	6					128 N	IUPUI	5	3				
20 H	Michigan	10	2	44 H	North Dakota St.	4	7					134 A	Texas-Arlington	4	2				
20 H	Michigan	5	6									160 N	Loyola Chicago	11	1				
20 H	Michigan	2	10									170 N	Pittsburgh	2	0				
20 N	Michigan	2	8									171 A	Penn St.	5	0				
21 H	Nebraska	11	4									171 A	Penn St.	6	1				
21 H	Nebraska	4	9									171 A	Penn St.	6	1				
21 H	Nebraska	3	12									174 N	Binghamton	15	2				
												210 H	Western Mich.	13	1				
												215 N	Wright St.	8	0				
												247 N	UMKC	7	0				
												251 N	Ill.-Chicago	12	2				
				LAST 10 GAMES															
				20 N	Michigan	2	8	20 H	Michigan	2	10								
				107 N	Iowa	6	0	20 H	Michigan	5	6								
				171 A	Penn St.	6	1	20 H	Michigan	10	2								
				171 A	Penn St.	6	1	38 H	Northwestern	3	6								
				171 A	Penn St.	5	0	38 H	Northwestern	0	9								

Non-Div. I Games:

Illinois

Average RPI Win:	175	WON-LOST	WINNING	LAST 10	STRENGTH OF	OPP. STRENGTH	TEAM	ADJ	CONF.	ADJ CONF.									
Average RPI Loss:	95	RECORD	PCT. RANK	GAMES	SCHEDULE	OF SCHEDULE	RPI	RPI	RPI	RPI									
DIV. I ONLY		40-16-0	.71429	34	6-4-0	150	156	63	.55536	64	16	16							
DIV. I NON-CONF.		21-8-0	.72414	36	1-2-0	120	158	55	.56813	54	16	16							
TOTALS	RPI 1-25	RPI 26-50		W-L RECORDS		RPI 51-100		RPI 101-150		RPI 150+									
40-16-0	1-3-0	2-2-0		OVERALL		0-3-0		10-4-0		27-4-0									
26-5-0	0-0-0	1-1-0		HOME		0-0-0		5-2-0		20-2-0									
9-8-0	1-3-0	1-1-0		AWAY		0-3-0		2-0-0		5-1-0									
5-3-0	0-0-0	0-0-0		NEUTRAL		0-0-0		3-2-0		2-1-0									
21-8-0	1-3-0	2-2-0		NON-CONFERENCE		0-0-0		3-0-0		15-3-0									
16-3-0	0-0-0	1-1-0		HOME		0-0-0		1-0-0		14-2-0									
2-4-0	1-3-0	1-0-		AWAY		0-0-0		0-0-0		0-0-0									
3-1-0	0-0-0	0-0-0		NEUTRAL		0-0-0		2-0-0		1-1-0									
19-8-0	0-0-0	0-0-0		CONFERENCE		0-3-0		7-4-0		12-1-0									
10-2-0	0-0-0	0-0-0		HOME		0-0-0		4-2-0		6-0-0									
7-4-0	0-0-0	0-0-0		AWAY		0-3-0		2-0-0		5-1-0									
2-2-0	0-0-0	0-0-0		NEUTRAL		0-0-0		1-2-0		1-0-0									
RPI	S	Opponent	Score	RPI	S	Opponent	Score	RPI	S	Opponent	Score								
9	A	Arizona St.	0 1	31	A	South Carolina	0 14	57	A	Coastal Caro.	1 3	107	N	Iowa	4 1				
11	A	Arizona	0 8	31	A	South Carolina	1 0	57	A	Coastal Caro.	2 8	110	H	Winthrop	3 0				
23	A	James Madison	2 4	48	H	Virginia Tech	3 0	57	A	Coastal Caro.	1 4	110	H	Winthrop	9 4				
23	A	James Madison	5 1	48	H	Virginia Tech	3 5					110	H	Winthrop	3 14				
												110	N	Winthrop	2 1				
												134	N	Texas-Arlington	4 3				
												138	H	Campbell	8 0				
												138	H	Campbell	2 3				
												138	H	Campbell	6 1				
												144	A	Charleston So.	7 2				
												144	A	Charleston So.	6 5				
												144	N	Charleston So.	2 5				
												144	N	Charleston So.	2 7				
												146	H	Delaware	8 4				
												153	H	Radford	2 1				
												153	H	Radford	3 1				
												153	H	Radford	4 0				
												153	N	Radford	6 4				
												158	H	Delaware St.	8 4				
												158	H	Delaware St.	4 9				
												162	H	Elon	6 5				
												166	H	Towson	0 1				
												166	H	Towson	9 1				
												176	A	Presbyterian	9 8				
												176	A	Presbyterian	14 3				
												176	A	Presbyterian	0 8				
												183	N	Indiana	7 2				
				LAST 10 GAMES															
				144 N Charleston So.				2 7				153 H Radford				2 1			
				110 N Winthrop				2 1				153 H Radford				4 0			
				153 N Radford				6 4				31 A South Carolina				1 0			
				144 N Charleston So.				2 5				31 A South Carolina				0 14			
				153 H Radford				3 1				48 H Virginia Tech				3 5			

Non-Div. I Games:

Longwood

Longwood

Average RPI Win: 123		WON-LOST	WINNING	LAST 10	STRENGTH OF		OPP. STRENGTH	TEAM	ADJ		CONF.	ADJ CONF.
Average RPI Loss: 70		RECORD	PCT. RANK	GAMES	SCHEDULE		OF SCHEDULE	RPI	RPI		RPI	RPI
DIV. I ONLY		30-26-0	.53571	121	6-4-0		43	56	65		.55394	65
DIV. I NON-CONF.		18-16-0	.52941	126	1-0-0		38	76	74		.5499	75
TOTALS		RPI 1-25	RPI 26-50		W-L RECORDS		RPI 51-100		RPI 101-150		RPI 150+	
30-26-0		2-9-0	1-3-0		OVERALL		10-7-0		10-4-0		7-3-0	
13-10-0		0-5-0	1-2-0		HOME		2-1-0		6-1-0		4-1-0	
11-12-0		2-3-0	0-0-0		AWAY		6-5-0		3-2-0		0-2-0	
6-4-0		0-1-0	0-1-0		NEUTRAL		2-1-0		1-1-0		3-0-0	
18-16-0		1-4-0	1-3-0		NON-CONFERENCE		6-5-0		3-1-0		7-3-0	
6-5-0		0-2-0	1-2-0		HOME		0-0-0		1-0-0		4-1-0	
6-8-0		1-1-0	0-0-		AWAY		4-4-0		1-1-0		0-2-0	
6-3-0		0-1-0	0-1-0		NEUTRAL		2-1-0		1-0-0		3-0-0	
12-10-0		1-5-0	0-0-0		CONFERENCE		4-2-0		7-3-0		0-0-0	
7-5-0		0-3-0	0-0-0		HOME		2-1-0		5-1-0		0-0-0	
5-4-0		1-2-0	0-0-0		AWAY		2-1-0		2-1-0		0-0-0	
0-1-0		0-0-0	0-0-0		NEUTRAL		0-0-0		0-1-0		0-0-0	
RPI S	Opponent	Score	RPI S	Opponent	Score	RPI S	Opponent	Score	RPI S	Opponent	Score	
2 A	Georgia	4 2	30 H	Mississippi St.	9 16	55 N	Fordham	1 5	106 H	Texas St.	8 1	
3 A	Alabama	1 3	41 H	Mercer	5 11	57 A	Coastal Caro.	3 1	106 H	Texas St.	10 2	
6 H	La.-Lafayette	0 13	41 H	Mercer	17 3	57 A	Coastal Caro.	0 2	106 H	Texas St.	3 2	
6 H	La.-Lafayette	3 8	49 N	Stanford	1 7	60 A	Ga. Southern	2 5	114 A	Kennesaw St.	8 0	
6 H	La.-Lafayette	2 4				79 H	Western Ky.	7 9	114 A	Kennesaw St.	6 7	
16 N	Minnesota	0 7				79 H	Western Ky.	3 2	114 H	Kennesaw St.	7 5	
17 H	Auburn	1 16				79 H	Western Ky.	6 5	126 N	Central Conn. St.	4 2	
18 A	South Ala.	0 8				87 A	Georgia Tech	1 5	134 H	Texas-Arlington	4 1	
18 A	South Ala.	1 2				87 A	Georgia Tech	10 5	134 H	Texas-Arlington	1 3	
18 A	South Ala.	2 1				93 A	Furman	6 7	134 H	Texas-Arlington	6 4	
24 H	Tulsa	2 8				93 A	Furman	9 1	141 A	La.-Monroe	14 4	
						96 A	Troy	6 4	141 A	La.-Monroe	0 1	
						96 A	Troy	6 9	141 A	La.-Monroe	3 1	
						96 A	Troy	6 1	141 N	La.-Monroe	1 2	
						98 N	Stony Brook	7 5	165 H	UT Martin	7 9	
						98 N	Stony Brook	3 2	176 A	Presbyterian	3 4	
						99 A	Jacksonville St.	10 6	176 A	Presbyterian	0 6	
									183 H	Indiana	4 3	
									183 H	Indiana	14 6	
									203 H	East Tenn. St.	11 5	
									210 N	Western Mich.	6 1	
									219 H	Bowling Green	11 1	
									267 N	St. Bonaventure	8 1	
									272 N	Quinnipiac	10 2	
			LAST 10 GAMES									
			141 N	La.-Monroe	1 2	141 A	La.-Monroe	3 1				
			79 H	Western Ky.	6 5	141 A	La.-Monroe	14 4				
			79 H	Western Ky.	7 9	2 A	Georgia	4 2				
			79 H	Western Ky.	3 2	18 A	South Ala.	1 2				
			141 A	La.-Monroe	0 1	18 A	South Ala.	2 1				

Non-Div. I Games:

Georgia St.

Average RPI Win: 125		WON-LOST RECORD		WINNING PCT. RANK		LAST 10 GAMES		STRENGTH OF SCHEDULE		OPP. STRENGTH OF SCHEDULE		TEAM RPI		ADJ RPI		CONF. RPI		ADJ CONF. RPI	
DIV. I ONLY		30-25-0		.54545 112		8-2-0		56		36		67		.55365 66		5		5	
DIV. I NON-CONF.		15-14-0		.51724 132		1-0-0		13		43		58		.56274 59		4		4	
TOTALS		RPI 1-25		RPI 26-50		W-L RECORDS		RPI 51-100		RPI 101-150		RPI 150+							
30-25-0		1-13-0		4-2-0		OVERALL		6-6-0		5-3-0		14-1-0							
12-2-0		0-0-0		3-0-0		HOME		3-2-0		0-0-0		6-0-0							
4-12-0		0-6-0		0-1-0		AWAY		0-2-0		2-2-0		2-1-0							
14-11-0		1-7-0		1-1-0		NEUTRAL		3-2-0		3-1-0		6-0-0							
15-14-0		0-6-0		1-2-0		NON-CONFERENCE		5-4-0		3-2-0		6-0-0							
3-0-0		0-0-0		0-0-0		HOME		2-0-0		0-0-0		1-0-0							
0-4-0		0-0-0		0-0-		AWAY		0-2-0		0-1-0		0-0-0							
12-10-0		0-6-0		1-1-0		NEUTRAL		3-2-0		3-1-0		5-0-0							
15-11-0		1-7-0		3-0-0		CONFERENCE		1-2-0		2-1-0		8-1-0							
9-2-0		0-0-0		3-0-0		HOME		1-2-0		0-0-0		5-0-0							
4-8-0		0-6-0		0-0-0		AWAY		0-0-0		2-1-0		2-1-0							
2-1-0		1-1-0		0-0-0		NEUTRAL		0-0-0		0-0-0		1-0-0							
RPI	S	Opponent	Score		RPI	S	Opponent	Score		RPI	S	Opponent	Score		RPI	S	Opponent	Score	
1	N	Florida	2	19	38	H	Northwestern	8	7	55	N	Fordham	1	0	103	A	Fla. Atlantic	1	3
1	N	Florida	1	9	38	H	Northwestern	7	4	59	A	Fresno St.	1	3	105	N	Cal St. Northridge	9	0
5	N	Oregon	0	9	38	H	Northwestern	3	1	62	N	Illinois St.	6	5	107	A	Iowa	2	3
10	N	Missouri	0	7	42	N	Long Beach St.	10	8	67	A	California	1	2	107	A	Iowa	7	6
16	N	Minnesota	0	9	43	A	Louisville	5	11	70	H	Purdue	4	5	107	A	Iowa	6	3
20	A	Michigan	0	1	43	N	Louisville	4	5	70	H	Purdue	8	0	120	N	St. John's (NY)	3	6
20	A	Michigan	0	10						70	H	Purdue	0	1	122	N	Bradley	5	3
20	A	Michigan	1	9						72	N	Cal Poly	5	0	150	N	St. Mary's (CA)	5	0
21	A	Nebraska	1	14						78	N	Colorado St.	3	4	157	N	Northern Ill.	6	4
21	A	Nebraska	0	8						94	H	Ohio	10	9	168	N	Massachusetts	13	3
21	A	Nebraska	0	8						94	H	Ohio	6	0	168	N	Massachusetts	9	7
21	N	Nebraska	7	5						94	N	Ohio	3	7	170	H	Pittsburgh	5	1
24	N	Tulsa	0	1											171	H	Penn St.	3	1
25	N	Notre Dame	1	3											171	H	Penn St.	3	0
					LAST 10 GAMES														
					16	N	Minnesota	0	9	107	A	Iowa	6	3					
					21	N	Nebraska	7	5	170	H	Pittsburgh	5	1					
					171	N	Penn St.	6	2	38	H	Northwestern	7	4					
					107	A	Iowa	2	3	38	H	Northwestern	8	7					
					107	A	Iowa	7	6	38	H	Northwestern	3	1					
															198	H	Michigan St.	11	7
															198	H	Michigan St.	13	6
															198	H	Michigan St.	4	3
															228	N	Utah Valley	8	0

Non-Div. I Games:

Ohio St.

Average RPI Win: 135		WON-LOST	WINNING	LAST 10	STRENGTH OF		OPP. STRENGTH	TEAM	ADJ	CONF.	ADJ CONF.
Average RPI Loss: 44		RECORD	PCT. RANK	GAMES	SCHEDULE		OF SCHEDULE	RPI	RPI	RPI	RPI
DIV. I ONLY		23-29-0	.44231	182	14		32	70	.55347	67	2
DIV. I NON-CONF.		19-11-0	.63333	73	113		115	75	.55086	72	2
TOTALS		RPI 1-25	RPI 26-50		W-L RECORDS		RPI 51-100		RPI 101-150		RPI 150+
23-29-0		2-18-0	3-2-0		OVERALL		3-3-0		6-5-0		9-1-0
6-11-0		1-11-0	0-0-0		HOME		1-0-0		2-0-0		2-0-0
6-10-0		0-3-0	2-2-0		AWAY		1-3-0		1-2-0		2-0-0
11-8-0		1-4-0	1-0-0		NEUTRAL		1-0-0		3-3-0		5-1-0
19-11-0		1-4-0	1-1-0		NON-CONFERENCE		2-0-0		6-5-0		9-1-0
5-0-0		0-0-0	0-0-0		HOME		1-0-0		2-0-0		2-0-0
3-3-0		0-0-0	0-0-		AWAY		0-0-0		1-2-0		2-0-0
11-8-0		1-4-0	1-0-0		NEUTRAL		1-0-0		3-3-0		5-1-0
4-18-0		1-14-0	2-1-0		CONFERENCE		1-3-0		0-0-0		0-0-0
1-11-0		1-11-0	0-0-0		HOME		0-0-0		0-0-0		0-0-0
3-7-0		0-3-0	2-1-0		AWAY		1-3-0		0-0-0		0-0-0
0-0-0		0-0-0	0-0-0		NEUTRAL		0-0-0		0-0-0		0-0-0
RPI S	Opponent	Score	RPI S	Opponent	Score	RPI S	Opponent	Score	RPI S	Opponent	Score
4 H	UCLA	1 11	26 N	Texas	5 2	53 N	Cal St. Fullerton	5 4	106 N	Texas St.	3 4
4 H	UCLA	7 9	45 A	San Diego St.	3 7	61 A	Utah	2 5	109 A	Hawaii	2 6
4 H	UCLA	2 3	49 A	Stanford	2 1	61 A	Utah	0 8	109 A	Hawaii	10 1
5 A	Oregon	3 15	49 A	Stanford	11 5	61 A	Utah	5 6	115 N	South Dakota	7 3
5 A	Oregon	1 9	49 A	Stanford	13 14	66 H	Ohio St.	2 1	117 N	Creighton	4 6
5 A	Oregon	2 7				71 A	Oregon St.	13 3	122 N	Bradley	10 3
9 H	Arizona St.	0 10							145 H	Grand Canyon	5 4
9 H	Arizona St.	2 7							145 H	Grand Canyon	7 1
9 H	Arizona St.	2 10							145 N	Grand Canyon	11 1
11 H	Arizona	9 1							150 A	St. Mary's (CA)	2 8
11 H	Arizona	2 7							150 N	St. Mary's (CA)	1 4
11 H	Arizona	5 15							160 N	Loyola Chicago	2 3
12 N	Baylor	0 13							177 A	Pacific	9 0
14 H	Washington	1 9							177 N	Pacific	5 2
14 H	Washington	0 14							184 N	New Mexico	8 2
14 H	Washington	3 4							189 H	Sacramento St.	8 0
22 N	Texas A&M	6 10							239 N	Princeton	11 1
23 N	James Madison	0 3							239 N	Princeton	9 0
23 N	James Madison	0 3							250 A	Santa Clara	5 3
25 N	Notre Dame	5 3							250 H	Santa Clara	4 3
									263 N	Portland St.	8 3
			LAST 10 GAMES								
			14 H	Washington	0 14	61 A	Utah	0 8			
			14 H	Washington	1 9	4 H	UCLA	2 3			
			14 H	Washington	3 4	4 H	UCLA	1 11			
			61 A	Utah	2 5	4 H	UCLA	7 9			
			61 A	Utah	5 6	189 H	Sacramento St.	8 0			

Non-Div. I Games:

California

Average RPI Win: 158		WON-LOST	WINNING	LAST 10	STRENGTH OF		OPP. STRENGTH	TEAM	ADJ		CONF.	ADJ CONF.		
Average RPI Loss: 85		RECORD	PCT. RANK	GAMES	SCHEDULE		OF SCHEDULE	RPI	RPI		RPI	RPI		
DIV. I ONLY		25-20-0	.55556	104	5-5-0		65	103	85		.55131	68		
DIV. I NON-CONF.		14-12-0	.53846	119	0-0-0		24	13	56		.57212	51		
TOTALS		RPI 1-25	RPI 26-50		W-L RECORDS		RPI 51-100		RPI 101-150		RPI 150+			
25-20-0		2-7-0	2-3-0		OVERALL		1-1-0		5-5-0		15-4-0			
5-5-0		0-0-0	0-0-0		HOME		0-0-0		1-3-0		4-2-0			
7-7-0		1-4-0	1-2-0		AWAY		0-0-0		2-0-0		3-1-0			
13-8-0		1-3-0	1-1-0		NEUTRAL		1-1-0		2-2-0		8-1-0			
14-12-0		2-7-0	2-3-0		NON-CONFERENCE		1-0-0		2-1-0		7-1-0			
0-0-0		0-0-0	0-0-0		HOME		0-0-0		0-0-0		0-0-0			
2-6-0		1-4-0	1-0-		AWAY		0-0-0		0-0-0		0-0-0			
12-6-0		1-3-0	1-1-0		NEUTRAL		1-0-0		2-1-0		7-1-0			
11-8-0		0-0-0	0-0-0		CONFERENCE		0-1-0		3-4-0		8-3-0			
5-5-0		0-0-0	0-0-0		HOME		0-0-0		1-3-0		4-2-0			
5-1-0		0-0-0	0-0-0		AWAY		0-0-0		2-0-0		3-1-0			
1-2-0		0-0-0	0-0-0		NEUTRAL		0-1-0		0-1-0		1-0-0			
RPI	S	Opponent	Score		RPI	S	Opponent	Score		RPI	S	Opponent	Score	
2	A	Georgia	1	4	36	N	Wisconsin	5	2	70	N	Purdue	1	0
2	A	Georgia	2	5	39	N	Kansas	2	6	94	N	Ohio	1	2
15	A	Kentucky	2	4	42	A	Long Beach St.	3	2			Central Mich.	2	7
15	A	Kentucky	2	9	42	A	Long Beach St.	7	9			Central Mich.	6	5
15	N	Kentucky	3	0	43	A	Louisville	1	2			Central Mich.	1	3
20	N	Michigan	0	1								Iowa St.	13	4
20	N	Michigan	4	12								Buffalo	0	9
20	N	Michigan	1	7								Buffalo	1	2
23	A	James Madison	4	3								Akron	8	3
												Akron	3	1
												Tennessee Tech	1	0
												Tennessee Tech	2	5
												Northern Ill.	0	2
												Northern Ill.	7	5
												Pittsburgh	0	1
												Pittsburgh	6	1
												Penn St.	9	1
												Saint Francis (PA)	8	3
												Fairfield	7	0
												Western Mich.	3	1
												Western Mich.	3	0
												Miami (OH)	3	4
												Miami (OH)	2	9
												Miami (OH)	4	1
												Bowling Green	8	0
												Bowling Green	10	4
												George Washington	6	4
												George Washington	6	2
												Toledo	13	0
LAST 10 GAMES														
					118	N	Central Mich.	1	3	210	A	Western Mich.	3	1
					211	N	Miami (OH)	4	1	210	A	Western Mich.	3	0
					94	N	Ohio	1	2	157	A	Northern Ill.	0	2
					129	H	Buffalo	1	2	157	A	Northern Ill.	7	5
					129	H	Buffalo	0	9	219	H	Bowling Green	10	4

Non-Div. I Games:

Kent St.

RPI	S	Opponent	Score	
233	H	Toledo	1	0
250	N	Santa Clara	4	2

Kent St.

K
e
n
t
S
t
.

K
e
n
t
S
t
.

Average RPI Win:		149	WON-LOST RECORD		WINNING PCT. RANK		LAST 10 GAMES		STRENGTH OF SCHEDULE		OPP. STRENGTH OF SCHEDULE		TEAM RPI		ADJ RPI		CONF. RPI		ADJ CONF. RPI										
DIV. I ONLY			34-19-0		.64151 60		8-2-0		100		113		61		.55055 69		12		14										
DIV. I NON-CONF.			17-12-0		.58621 91		0-0-0		117		103		89		.53262 92		13		13										
TOTALS		RPI 1-25		RPI 26-50		W-L RECORDS		RPI 51-100		RPI 101-150		RPI 150+																	
34-19-0		0-3-0		0-2-0		OVERALL		8-5-0		13-6-0		13-3-0																	
17-2-0		0-0-0		0-1-0		HOME		3-0-0		7-0-0		7-1-0																	
6-6-0		0-0-0		0-0-0		AWAY		1-2-0		4-3-0		1-1-0																	
11-11-0		0-3-0		0-1-0		NEUTRAL		4-3-0		2-3-0		5-1-0																	
17-12-0		0-3-0		0-2-0		NON-CONFERENCE		3-3-0		5-3-0		9-1-0																	
9-1-0		0-0-0		0-1-0		HOME		0-0-0		4-0-0		5-0-0																	
0-0-0		0-0-0		0-0-		AWAY		0-0-0		0-0-0		0-0-0																	
8-11-0		0-3-0		0-1-0		NEUTRAL		3-3-0		1-3-0		4-1-0																	
17-7-0		0-0-0		0-0-0		CONFERENCE		5-2-0		8-3-0		4-2-0																	
8-1-0		0-0-0		0-0-0		HOME		3-0-0		3-0-0		2-1-0																	
6-6-0		0-0-0		0-0-0		AWAY		1-2-0		4-3-0		1-1-0																	
3-0-0		0-0-0		0-0-0		NEUTRAL		1-0-0		1-0-0		1-0-0																	
RPI	S	Opponent		Score		RPI	S	Opponent		Score		RPI	S	Opponent		Score													
5	N	Oregon		4	6	32	H	Lipscomb		4	8	55	N	Fordham		10	3	111	A	Samford	2	4							
6	N	La.-Lafayette		2	6	39	N	Kansas		0	1	55	N	Fordham		3	12	111	A	Samford	0	1							
18	N	South Ala.		1	2							60	A	Ga. Southern		2	1	111	A	Samford	5	1							
												60	A	Ga. Southern		5	6	111	N	Samford	1	0							
												60	A	Ga. Southern		1	3	115	N	South Dakota	4	5							
												61	N	Utah		0	2	118	N	Central Mich.	1	5							
												77	N	BYU		8	0	119	N	UTSA	0	2							
												82	N	Boise St.		1	2	127	N	Nevada	10	6							
												93	H	Furman		3	0	130	A	UNC Greensboro	2	1							
												93	H	Furman		6	2	130	A	UNC Greensboro	10	12							
												93	H	Furman		3	0	130	A	UNC Greensboro	4	3							
												93	N	Furman		6	0	130	A	UNC Greensboro	9	1							
												94	N	Ohio		5	2	133	H	Northwestern St.	5	2							
																		135	H	Western Caro.		1	0						
																		135	H	Western Caro.		10	2						
																		135	H	Western Caro.		8	0						
																		138	H	Campbell		3	1						
																		149	H	Tennessee Tech		3	1						
																		149	H	Tennessee Tech		12	1						
																		153	H	Radford		5	2						
																		159	N	LIU Brooklyn		6	8						
																		162	H	Elon		3	0						
																		162	H	Elon		4	5						
																		162	H	Elon		12	2						
																		163	A	Appalachian St.		4	1						
																		163	A	Appalachian St.		1	4						
																		163	N	Appalachian St.		3	0						
						LAST 10 GAMES																							
						130 A UNC Greensboro						4	3	135 H Western Caro.						1	0	162 H Elon						4	5
						111 N Samford						1	0	135 H Western Caro.						10	2	162 H Elon						12	2
						93 N Furman						6	0	60 A Ga. Southern						5	6	163 A Appalachian St.						4	1
						163 N Appalachian St.						3	0	60 A Ga. Southern						1	3	163 A Appalachian St.						1	4
						135 H Western Caro.						8	0	60 A Ga. Southern						2	1	163 N Appalachian St.						3	0

Non-Div. I Games:

Chattanooga

RPI	S	Opponent	Score	
208	H	Butler	3	1
212	N	Nicholls St.	1	0
222	N	Seton Hall	7	1
233	H	Toledo	14	0
233	N	Toledo	2	1
254	H	Middle Tenn.	9	3
254	H	Middle Tenn.	5	3
263	N	Portland St.	9	3

Chattanooga

C
h
a
t
t
a
n
o
o
g
a

C
h
a
t
t
a
n
o
o
g
a

Average RPI Win: 130		WON-LOST RECORD		WINNING PCT. RANK		LAST 10 GAMES		STRENGTH OF SCHEDULE		OPP. STRENGTH OF SCHEDULE		TEAM RPI		ADJ RPI		CONF. RPI		ADJ CONF. RPI									
DIV. I ONLY		27-28-1		.49107 141		3-7-0		36		37		74		.54967 70		5		5									
DIV. I NON-CONF.		13-17-1		.43548 171		0-0-0		6		40		69		.55675 66		4		4									
TOTALS		RPI 1-25		RPI 26-50		W-L RECORDS		RPI 51-100		RPI 101-150		RPI 150+															
27-28-1		2-11-1		3-4-0		OVERALL		5-8-0		4-2-0		13-3-0															
8-7-0		2-3-0		0-0-0		HOME		2-2-0		0-0-0		4-2-0															
7-9-1		0-4-1		1-3-0		AWAY		3-2-0		0-0-0		3-0-0															
12-12-0		0-4-0		2-1-0		NEUTRAL		0-4-0		4-2-0		6-1-0															
13-17-1		0-7-1		3-1-0		NON-CONFERENCE		1-6-0		4-2-0		5-1-0															
0-1-0		0-0-0		0-0-0		HOME		0-1-0		0-0-0		0-0-0															
2-5-1		0-4-1		1-0-		AWAY		1-1-0		0-0-0		0-0-0															
11-11-0		0-3-0		2-1-0		NEUTRAL		0-4-0		4-2-0		5-1-0															
14-11-0		2-4-0		0-3-0		CONFERENCE		4-2-0		0-0-0		8-2-0															
8-6-0		2-3-0		0-0-0		HOME		2-1-0		0-0-0		4-2-0															
5-4-0		0-0-0		0-3-0		AWAY		2-1-0		0-0-0		3-0-0															
1-1-0		0-1-0		0-0-0		NEUTRAL		0-0-0		0-0-0		1-0-0															
RPI	S	Opponent		Score		RPI	S	Opponent		Score		RPI	S	Opponent		Score		RPI	S	Opponent		Score					
2	A	Georgia		2	3	26	N	Texas		5	4	57	A	Coastal Caro.		11	5	102	N	Bryant		4	6				
2	A	Georgia		1	6	27	A	UCF		2	1	57	A	Coastal Caro.		0	3	111	N	Samford		3	6				
3	A	Alabama		3	7	36	A	Wisconsin		3	7	63	H	Illinois		2	3	113	N	Green Bay		5	0				
6	A	La.-Lafayette		7	7	36	A	Wisconsin		5	6	63	H	Illinois		11	0	118	N	Central Mich.		2	0				
7	N	Florida St.		1	2	36	A	Wisconsin		1	2	63	H	Illinois		1	0	149	N	Tennessee Tech		4	2				
7	N	Florida St.		1	4	47	N	Houston		5	2	66	A	Ohio St.		0	8	149	N	Tennessee Tech		1	0				
12	N	Baylor		4	5	47	N	Houston		2	4	66	A	Ohio St.		5	4	159	N	LIU Brooklyn		3	2				
16	H	Minnesota		2	7							66	A	Ohio St.		1	0	166	N	Towson		11	7				
16	H	Minnesota		3	0							68	N	Kent St.		0	1	166	N	Towson		0	8				
16	H	Minnesota		1	9							75	H	Ball St.		5	6	171	A	Penn St.		10	3				
16	N	Minnesota		3	6							81	N	North Carolina		2	3	171	A	Penn St.		13	4				
17	A	Auburn		0	8							97	N	UNI		3	6	171	A	Penn St.		9	2				
20	H	Michigan		0	11							99	N	Jacksonville St.		1	2	183	H	Indiana		2	5				
20	H	Michigan		3	2													183	H	Indiana		4	1				
																		183	H	Indiana		4	1				
																		183	N	Indiana		4	2				
																		198	H	Michigan St.		3	6				
																		198	H	Michigan St.		10	1				
																		198	H	Michigan St.		10	1				
																		202	N	Virginia		13	3				
																		270	N	Mississippi Val.		12	0				
																		272	N	Quinnipiac		10	2				
						LAST 10 GAMES																					
						16 N Minnesota						3	6	36 A Wisconsin						3	7						
						183 N Indiana						4	2	36 A Wisconsin						1	2						
						16 H Minnesota						2	7	36 A Wisconsin						5	6						
						16 H Minnesota						1	9	20 H Michigan						3	2						
						16 H Minnesota						3	0	20 H Michigan						0	11						

Non-Div. I Games:

Purdue

Average RPI Win: 116		WON-LOST	WINNING	LAST 10	STRENGTH OF		OPP. STRENGTH	TEAM	ADJ		CONF.	ADJ CONF.
Average RPI Loss: 37		RECORD	PCT. RANK	GAMES	SCHEDULE		OF SCHEDULE	RPI	RPI		RPI	RPI
DIV. I ONLY		18-31-0	.36735	221	5-5-0		4	20	72		.54948	71
DIV. I NON-CONF.		13-14-0	.48148	151	3-1-0		49	59	95		.53347	90
TOTALS		RPI 1-25	RPI 26-50		W-L RECORDS		RPI 51-100		RPI 101-150		RPI 150+	
18-31-0		2-19-0	3-3-0		OVERALL		4-6-0		3-3-0		6-0-0	
5-8-0		2-7-0	0-0-0		HOME		1-1-0		0-0-0		2-0-0	
5-13-0		0-8-0	2-1-0		AWAY		3-3-0		0-1-0		0-0-0	
8-10-0		0-4-0	1-2-0		NEUTRAL		0-2-0		3-2-0		4-0-0	
13-14-0		0-6-0	1-2-0		NON-CONFERENCE		3-3-0		3-3-0		6-0-0	
3-0-0		0-0-0	0-0-0		HOME		1-0-0		0-0-0		2-0-0	
2-4-0		0-2-0	0-0-		AWAY		2-1-0		0-1-0		0-0-0	
8-10-0		0-4-0	1-2-0		NEUTRAL		0-2-0		3-2-0		4-0-0	
5-17-0		2-13-0	2-1-0		CONFERENCE		1-3-0		0-0-0		0-0-0	
2-8-0		2-7-0	0-0-0		HOME		0-1-0		0-0-0		0-0-0	
3-9-0		0-6-0	2-1-0		AWAY		1-2-0		0-0-0		0-0-0	
0-0-0		0-0-0	0-0-0		NEUTRAL		0-0-0		0-0-0		0-0-0	
RPI S	Opponent	Score	RPI S	Opponent	Score	RPI S	Opponent	Score	RPI S	Opponent	Score	
4 A	UCLA	1 9	34 N	North Carolina St.	6 2	53 A	Cal St. Fullerton	5 2	105 A	Cal St. Northridge	2 6	
4 A	UCLA	8 10	45 N	San Diego St.	3 6	56 H	UC Santa Barbara	8 1	105 N	Cal St. Northridge	2 3	
4 A	UCLA	4 8	46 N	McNeese St.	3 4	61 A	Utah	2 8	143 N	Georgetown	7 2	
5 H	Oregon	0 18	49 A	Stanford	2 8	61 A	Utah	4 6	144 N	Charleston So.	7 0	
5 H	Oregon	5 10	49 A	Stanford	12 4	61 A	Utah	6 4	145 N	Grand Canyon	0 3	
5 H	Oregon	2 10	49 A	Stanford	13 9	67 H	California	3 13	145 N	Grand Canyon	6 3	
8 N	Oklahoma	3 11				78 N	Colorado St.	2 3	163 N	Appalachian St.	12 2	
9 H	Arizona St.	3 1				82 N	Boise St.	2 10	171 N	Penn St.	12 10	
9 H	Arizona St.	0 11				92 A	UNLV	10 7	177 N	Pacific	11 3	
9 H	Arizona St.	3 2				92 A	UNLV	1 5	202 N	Virginia	9 1	
11 A	Arizona	1 13							263 H	Portland St.	6 3	
11 A	Arizona	1 14							263 H	Portland St.	13 1	
11 A	Arizona	0 9										
13 N	Tennessee	1 5										
14 H	Washington	1 11										
14 H	Washington	2 10										
14 H	Washington	2 6										
22 A	Texas A&M	0 8										
22 A	Texas A&M	4 5										
24 N	Tulsa	1 9										
24 N	Tulsa	0 4										
LAST 10 GAMES												
49 A	Stanford	13 9	263 H	Portland St.	13 1							
49 A	Stanford	12 4	263 H	Portland St.	6 3							
49 A	Stanford	2 8	14 H	Washington	2 10							
92 A	UNLV	10 7	14 H	Washington	1 11							
92 A	UNLV	1 5	14 H	Washington	2 6							

Non-Div. I Games:

Oregon St.

RPI	S	Opponent	Score	
249	N	Seattle	4	8
250	H	Santa Clara	3	2

Cal Poly

C
a
l
P
o
l
y

C
a
l
P
o
l
y

RPI	S	Opponent	Score	
228	N	Utah Valley	4	0
258	A	South Dakota St.	12	4
258	A	South Dakota St.	6	0
258	A	South Dakota St.	11	2
278	H	North Dakota	10	0
278	H	North Dakota	8	0

Omaha

O
m
a
h
a

O
m
a
h
a

[illegible]

Non-Div. I Games:	Abilene Christian	12	8
--------------------------	--------------------------	-----------	----------

North Texas

Average RPI Win: 172		WON-LOST	WINNING	LAST 10	STRENGTH OF		OPP. STRENGTH	TEAM	ADJ		CONF.	ADJ CONF.
Average RPI Loss: 79		RECORD	PCT. RANK	GAMES	SCHEDULE		OF SCHEDULE	RPI	RPI		RPI	RPI
DIV. I ONLY		33-19-0	.63462	65	7-3-0		127	120	82		.54751	75
DIV. I NON-CONF.		20-13-0	.60606	80	0-0-0		92	68	72		.55402	67
TOTALS		RPI 1-25	RPI 26-50		W-L RECORDS		RPI 51-100		RPI 101-150		RPI 150+	
33-19-0		1-5-0	2-5-0		OVERALL		4-3-0		5-2-0		21-4-0	
9-3-0		0-0-0	0-0-0		HOME		2-0-0		2-2-0		5-1-0	
8-11-0		1-5-0	0-2-0		AWAY		1-1-0		1-0-0		5-2-0	
16-5-0		0-0-0	2-2-0		NEUTRAL		1-2-0		2-0-0		11-1-0	
20-13-0		1-5-0	2-5-0		NON-CONFERENCE		2-2-0		3-0-0		12-1-0	
0-0-0		0-0-0	0-0-0		HOME		0-0-0		0-0-0		0-0-0	
5-10-0		1-5-0	0-0-		AWAY		1-1-0		1-0-0		2-1-0	
15-3-0		0-0-0	2-2-0		NEUTRAL		1-1-0		2-0-0		10-0-0	
13-6-0		0-0-0	0-0-0		CONFERENCE		2-1-0		2-2-0		9-3-0	
9-3-0		0-0-0	0-0-0		HOME		2-0-0		2-2-0		5-1-0	
3-1-0		0-0-0	0-0-0		AWAY		0-0-0		0-0-0		3-1-0	
1-2-0		0-0-0	0-0-0		NEUTRAL		0-1-0		0-0-0		1-1-0	
RPI S	Opponent	Score	RPI S	Opponent	Score	RPI S	Opponent	Score	RPI S	Opponent	Score	
9 A	Arizona St.	3 0	29 A	USC Upstate	2 7	51 N	FIU	8 6	106 A	Texas St.	7 2	
10 A	Missouri	3 11	31 N	South Carolina	10 9	54 N	IPFW	0 2	112 N	Murray St.	5 3	
11 A	Arizona	3 12	40 A	UAB	1 6	70 A	Purdue	6 5	116 N	Southern Ill.	5 4	
11 A	Arizona	2 16	40 A	UAB	6 7	94 H	Ohio	10 0	118 H	Central Mich.	8 2	
17 A	Auburn	3 15	44 N	North Dakota St.	3 9	94 H	Ohio	7 0	118 H	Central Mich.	5 8	
25 A	Notre Dame	4 11	44 N	North Dakota St.	6 4	94 N	Ohio	0 3	131 H	Akron	15 2	
			48 N	Virginia Tech	4 5	99 A	Jacksonville St.	4 8	131 H	Akron	2 4	
									153 N	Radford	7 4	
									157 A	Northern Ill.	0 2	
									157 A	Northern Ill.	7 4	
									157 N	Northern Ill.	2 3	
									183 A	Indiana	6 3	
									183 A	Indiana	2 3	
									190 N	George Mason	2 0	
									208 A	Butler	4 2	
									210 A	Western Mich.	4 1	
									210 A	Western Mich.	5 2	
									211 H	Miami (OH)	9 1	
									211 H	Miami (OH)	2 1	
									211 N	Miami (OH)	7 4	
									214 N	A&M-Corpus Christi	12 2	
									233 H	Toledo	8 1	
									233 H	Toledo	4 6	
									234 H	Eastern Mich.	11 3	
									234 H	Eastern Mich.	8 0	
									247 N	UMKC	8 0	
									247 N	UMKC	8 3	
			LAST 10 GAMES									
			157 N	Northern Ill.	2 3	118 H	Central Mich.	8 2				
			94 N	Ohio	0 3	118 H	Central Mich.	5 8				
			211 N	Miami (OH)	7 4	211 H	Miami (OH)	9 1				
			234 H	Eastern Mich.	11 3	211 H	Miami (OH)	2 1				
			234 H	Eastern Mich.	8 0	94 H	Ohio	7 0				

Non-Div. I Games:

Ball St.

Ball St.

Through Games Of May 11

RPI	S	Opponent	Score	
252	N	Morehead St.	7	1
269	N	Southeast Mo. St.	11	2
275	N	Detroit	11	3
275	N	Detroit	9	6
290	N	Alabama A&M	12	0

Ball St.

B
a
l
l
S
t
.

B
a
l
l
S
t
.

Average RPI Win: 152		WON-LOST RECORD	WINNING PCT. RANK	LAST 10 GAMES	STRENGTH OF SCHEDULE	OPP. STRENGTH OF SCHEDULE	TEAM RPI	ADJ RPI		CONF. RPI	ADJ CONF. RPI
Average RPI Loss: 45											
DIV. I ONLY		27-28-0	.49091 142	2-8-0	24	45	66	.54621	76	1	1
DIV. I NON-CONF.		22-9-0	.70968 44	0-1-0	137	197	67	.55027	73	1	1
<hr/>											
TOTALS		RPI 1-25	RPI 26-50		W-L RECORDS		RPI 51-100		RPI 101-150		RPI 150+
27-28-0		2-18-0	2-4-0		OVERALL		2-0-0		9-3-0		12-3-0
15-14-0		1-10-0	1-2-0		HOME		0-0-0		6-0-0		7-2-0
6-11-0		1-6-0	1-2-0		AWAY		2-0-0		1-2-0		1-1-0
6-3-0		0-2-0	0-0-0		NEUTRAL		0-0-0		2-1-0		4-0-0
22-9-0		0-5-0	0-0-0		NON-CONFERENCE		2-0-0		8-1-0		12-3-0
13-4-0		0-2-0	0-0-0		HOME		0-0-0		6-0-0		7-2-0
3-2-0		0-1-0	0-0-		AWAY		2-0-0		0-0-0		1-1-0
6-3-0		0-2-0	0-0-0		NEUTRAL		0-0-0		2-1-0		4-0-0
5-19-0		2-13-0	2-4-0		CONFERENCE		0-0-0		1-2-0		0-0-0
2-10-0		1-8-0	1-2-0		HOME		0-0-0		0-0-0		0-0-0
3-9-0		1-5-0	1-2-0		AWAY		0-0-0		1-2-0		0-0-0
0-0-0		0-0-0	0-0-0		NEUTRAL		0-0-0		0-0-0		0-0-0
RPI S	Opponent	Score	RPI S	Opponent	Score	RPI S	Opponent	Score	RPI S	Opponent	Score
1 H	Florida	0 11	30 A	Mississippi St.	7 18	89 A	FGCU	14 7	104 A	Ole Miss	15 7
1 H	Florida	3 8	30 A	Mississippi St.	6 4	92 A	UNLV	12 4	104 A	Ole Miss	6 13
1 H	Florida	1 5	30 A	Mississippi St.	0 8				104 A	Ole Miss	4 11
3 A	Alabama	0 8	31 H	South Carolina	5 7				108 N	San Diego	10 1
3 A	Alabama	1 12	31 H	South Carolina	11 10				120 H	St. John's (NY)	8 1
3 A	Alabama	3 4	31 H	South Carolina	4 6				120 H	St. John's (NY)	10 0
8 H	Oklahoma	2 10							122 H	Bradley	4 2
12 N	Baylor	0 5							122 H	Bradley	9 1
13 H	Tennessee	2 9							133 H	Northwestern St.	9 1
13 H	Tennessee	5 4							136 N	Harvard	9 4
13 H	Tennessee	0 8							137 N	UC Davis	4 5
14 N	Washington	1 6							139 H	Missouri St.	9 0
15 A	Kentucky	3 4							151 N	Memphis	4 0
15 A	Kentucky	5 7							156 H	Drake	4 7
15 A	Kentucky	8 0							156 H	Drake	10 6
22 H	Texas A&M	8 9							175 H	Stephen F. Austin	6 7
22 H	Texas A&M	7 8							206 H	Louisiana Tech	9 1
22 H	Texas A&M	7 11							208 H	Butler	8 1
24 A	Tulsa	1 6							234 N	Eastern Mich.	13 0
24 H	Tulsa	1 4							236 A	Jackson St.	7 4
			LAST 10 GAMES						236 A	Jackson St.	1 3
									236 H	Jackson St.	8 0
			1 H	Florida	1 5	30 A	Mississippi St.	7 18	238 N	Villanova	12 0
			1 H	Florida	0 11	30 A	Mississippi St.	6 4	247 H	UMKC	10 0
			1 H	Florida	3 8	15 A	Kentucky	8 0	270 H	Mississippi Val.	13 5
			8 H	Oklahoma	2 10	15 A	Kentucky	5 7	270 H	Mississippi Val.	20 4
			30 A	Mississippi St.	0 8	15 A	Kentucky	3 4	278 N	North Dakota	20 1

Non-Div. I Games:

Arkansas

Average RPI Win:	165	WON-LOST	WINNING	LAST 10	STRENGTH OF	OPP. STRENGTH	TEAM	ADJ	CONF.	ADJ CONF.		
Average RPI Loss:	82	RECORD	PCT. RANK	GAMES	SCHEDULE	OF SCHEDULE	RPI	RPI	RPI	RPI		
DIV. I ONLY		33-21-0	.61111	75	10-0-0	114	117	86	.54615	77	19	18
DIV. I NON-CONF.		21-19-0	.525	127	3-0-0	67	84	88	.54103	84	17	17
<hr/>												
TOTALS	RPI 1-25	RPI 26-50		W-L RECORDS		RPI 51-100		RPI 101-150		RPI 150+		
33-21-0	2-6-0	1-4-0		OVERALL		2-3-0		8-5-0		20-3-0		
16-2-0	1-0-0	0-0-0		HOME		0-0-0		5-1-0		10-1-0		
8-5-0	0-0-0	0-3-0		AWAY		0-1-0		3-1-0		5-0-0		
9-14-0	1-6-0	1-1-0		NEUTRAL		2-2-0		0-3-0		5-2-0		
21-19-0	2-6-0	1-4-0		NON-CONFERENCE		2-3-0		3-4-0		13-2-0		
9-1-0	1-0-0	0-0-0		HOME		0-0-0		2-1-0		6-0-0		
3-4-0	0-0-0	0-0-		AWAY		0-1-0		1-0-0		2-0-0		
9-14-0	1-6-0	1-1-0		NEUTRAL		2-2-0		0-3-0		5-2-0		
12-2-0	0-0-0	0-0-0		CONFERENCE		0-0-0		5-1-0		7-1-0		
7-1-0	0-0-0	0-0-0		HOME		0-0-0		3-0-0		4-1-0		
5-1-0	0-0-0	0-0-0		AWAY		0-0-0		2-1-0		3-0-0		
0-0-0	0-0-0	0-0-0		NEUTRAL		0-0-0		0-0-0		0-0-0		
<hr/>												
RPI S	Opponent	Score		RPI S	Opponent	Score		RPI S	Opponent	Score		
5 H	Oregon	6	5	44 N	North Dakota St.	0	4	55 N	Fordham	5	2	
5 N	Oregon	2	3	44 N	North Dakota St.	6	3	58 N	Oklahoma St.	5	6	
13 N	Tennessee	6	3	45 A	San Diego St.	0	2	61 A	Utah	0	1	
14 N	Washington	0	8	49 A	Stanford	5	7	69 N	Chattanooga	0	8	
16 N	Minnesota	6	13	49 A	Stanford	3	5	91 N	East Carolina	13	5	
23 N	James Madison	1	3									
23 N	James Madison	1	3									
25 N	Notre Dame	0	6									

Non-Div. I Games:

BYU

RPI	S	Opponent	Score	
228	A	Utah Valley	9	0
228	H	Utah Valley	7	2
228	H	Utah Valley	11	8
249	N	Seattle	14	8
250	H	Santa Clara	1	2
250	H	Santa Clara	3	2
250	H	Santa Clara	5	0
263	N	Portland St.	4	3
263	N	Portland St.	5	4

BYU

Average RPI Win: 127		WON-LOST RECORD		WINNING PCT. RANK		LAST 10 GAMES		STRENGTH OF SCHEDULE		OPP. STRENGTH OF SCHEDULE		TEAM RPI		ADJ RPI		CONF. RPI		ADJ CONF. RPI			
DIV. I ONLY		32-17-0		.65306 53		4-6-0		149		91		77		.54289 78		11		10			
DIV. I NON-CONF.		19-6-0		.76 30		0-0-0		190		124		62		.55876 64		10		10			
TOTALS		RPI 1-25		RPI 26-50		W-L RECORDS		RPI 51-100		RPI 101-150		RPI 150+									
32-17-0		0-0-0		1-2-0		OVERALL		13-8-0		7-1-0		11-6-0									
15-5-0		0-0-0		0-0-0		HOME		4-3-0		3-0-0		8-2-0									
5-9-0		0-0-0		1-2-0		AWAY		3-3-0		1-0-0		0-4-0									
12-3-0		0-0-0		0-0-0		NEUTRAL		6-2-0		3-1-0		3-0-0									
19-6-0		0-0-0		0-0-0		NON-CONFERENCE		6-3-0		4-1-0		9-2-0									
6-2-0		0-0-0		0-0-0		HOME		0-1-0		0-0-0		6-1-0									
1-1-0		0-0-0		0-0-		AWAY		0-0-0		1-0-0		0-1-0									
12-3-0		0-0-0		0-0-0		NEUTRAL		6-2-0		3-1-0		3-0-0									
13-11-0		0-0-0		1-2-0		CONFERENCE		7-5-0		3-0-0		2-4-0									
9-3-0		0-0-0		0-0-0		HOME		4-2-0		3-0-0		2-1-0									
4-8-0		0-0-0		1-2-0		AWAY		3-3-0		0-0-0		0-3-0									
0-0-0		0-0-0		0-0-0		NEUTRAL		0-0-0		0-0-0		0-0-0									
RPI	S	Opponent		Score		RPI	S	Opponent		Score		RPI	S	Opponent		Score					
				45	A	San Diego St.	2		10	58	N	Oklahoma St.	3		6	105	N	Cal St. Northridge	2	4	
				45	A	San Diego St.	2		4	59	A	Fresno St.	2		7	119	A	UTSA	6	4	
				45	A	San Diego St.	1		0	59	A	Fresno St.	1		5	121	N	Lehigh	4	1	
										59	A	Fresno St.	8		7	122	N	Bradley	8	0	
										61	N	Utah	11		5	127	H	Nevada	4	3	
										66	N	Ohio St.	4		3	127	H	Nevada	8	3	
										71	N	Oregon St.	3		2	127	H	Nevada	7	1	
										72	N	Cal Poly	6		2	150	N	St. Mary's (CA)	5	2	
										73	H	Omaha	0		4	152	N	New Mexico St.	6	2	
										80	H	San Jose St.	7		4	169	H	Southern Utah	8	0	
										80	H	San Jose St.	1		4	177	N	Pacific	10	2	
										80	H	San Jose St.	6		9	184	H	New Mexico	6	0	
										82	H	Boise St.	10		6	184	H	New Mexico	13	5	
										82	H	Boise St.	12		4	184	H	New Mexico	3	6	
										82	H	Boise St.	6		4	185	H	UTEP	7	2	
										86	N	Wichita St.	8		3	185	H	UTEP	14	0	
										88	N	Rutgers	4		2	185	H	UTEP	9	1	
										88	N	Rutgers	6		10	197	A	Utah St.	4	5	
										92	A	UNLV	10		4	197	A	Utah St.	2	7	
										92	A	UNLV	12		13	197	A	Utah St.	0	1	
																217	H	Dayton	7	10	
																217	H	Dayton	9	5	
																227	A	Northern Colo.	8	9	
																227	H	Northern Colo.	6	5	
																263	N	Portland St.	6	2	
				LAST 10 GAMES																	
				80	H	San Jose St.	1		4												
				80	H	San Jose St.	7		4												
				80	H	San Jose St.	6		9												
				59	A	Fresno St.	8		7												
				59	A	Fresno St.	2		7												

Non-Div. I Games:

Colorado St.

RPI	S	Opponent	Score	
92	A	UNLV	7	5

59	A	Fresno St.	1	5
45	A	San Diego St.	2	4
45	A	San Diego St.	1	0
45	A	San Diego St.	2	10
184	H	New Mexico	13	5

C
o
l
o
r
a
d
o
s
t
.

C
o
l
o
r
a
d
o
s
t
.

Average RPI Win:		157	WON-LOST RECORD		WINNING PCT. RANK		LAST 10 GAMES		STRENGTH OF SCHEDULE		OPP. STRENGTH OF SCHEDULE		TEAM RPI		ADJ RPI		CONF. RPI		ADJ CONF. RPI			
DIV. I ONLY			33-24-1		.57759 93		2-8-0		92		71		79		.54278 79		4		4			
DIV. I NON-CONF.			21-12-1		.63235 74		0-1-0		143		126		84		.53972 85		6		6			
TOTALS		RPI 1-25		RPI 26-50		W-L RECORDS		RPI 51-100		RPI 101-150		RPI 150+										
33-24-1		1-9-0		0-5-0		OVERALL		5-4-1		15-5-0		12-1-0										
11-12-0		0-7-0		0-3-0		HOME		3-1-0		1-1-0		7-0-0										
13-8-0		1-2-0		0-1-0		AWAY		1-3-0		9-2-0		2-0-0										
9-4-1		0-0-0		0-1-0		NEUTRAL		1-0-1		5-2-0		3-1-0										
21-12-1		1-2-0		0-5-0		NON-CONFERENCE		1-2-1		7-2-0		12-1-0										
8-6-0		0-1-0		0-3-0		HOME		0-1-0		1-1-0		7-0-0										
5-3-0		1-1-0		0-0-		AWAY		0-1-0		2-0-0		2-0-0										
8-3-1		0-0-0		0-1-0		NEUTRAL		1-0-1		4-1-0		3-1-0										
12-12-0		0-7-0		0-0-0		CONFERENCE		4-2-0		8-3-0		0-0-0										
3-6-0		0-6-0		0-0-0		HOME		3-0-0		0-0-0		0-0-0										
8-5-0		0-1-0		0-0-0		AWAY		1-2-0		7-2-0		0-0-0										
1-1-0		0-0-0		0-0-0		NEUTRAL		0-0-0		1-1-0		0-0-0										
RPI	S	Opponent		Score		RPI	S	Opponent		Score		RPI	S	Opponent		Score						
4	A	UCLA		0	5	32	H	Lipscomb		1	7	60	N	Ga. Southern		3	0	104	N	Ole Miss	3	2
6	A	La.-Lafayette		3	5	40	A	UAB		0	3	65	A	Georgia St.		2	3	106	A	Texas St.	1	0
6	H	La.-Lafayette		4	8	43	H	Louisville		4	7	65	A	Georgia St.		9	7	106	A	Texas St.	6	1
6	H	La.-Lafayette		5	11	43	H	Louisville		0	3	65	A	Georgia St.		5	6	106	A	Texas St.	2	11
6	H	La.-Lafayette		4	6	50	N	Col. of Charleston		4	5	89	A	FGCU		2	3	112	A	Murray St.	3	2
13	A	Tennessee		3	2							89	N	FGCU		1	1	113	H	Green Bay	5	6
15	H	Kentucky		8	11							96	H	Troy		5	0	122	H	Bradley	5	1
18	H	South Ala.		4	6							96	H	Troy		3	0	134	A	Texas-Arlington	8	0
18	H	South Ala.		2	3							96	H	Troy		8	1	134	A	Texas-Arlington	8	5
18	H	South Ala.		5	9							97	H	UNI		3	6	134	A	Texas-Arlington	4	2
																		134	N	Texas-Arlington	6	1
																		137	N	UC Davis	0	2
																		137	N	UC Davis	9	8
																		138	N	Campbell	2	1
																		141	A	La.-Monroe	7	1
																		141	A	La.-Monroe	9	3
																		141	A	La.-Monroe	3	4
																		141	N	La.-Monroe	1	8
																		143	N	Georgetown	6	0
																		149	A	Tennessee Tech	6	1
																		178	H	Indiana St.	7	2
																		180	N	Robert Morris	7	2
																		180	N	Robert Morris	0	5
																		211	H	Miami (OH)	7	0
																		215	H	Wright St.	8	5
																		240	H	Canisius	2	1
																		240	H	Canisius	8	1
						LAST 10 GAMES																
				141	N	La.-Monroe		1	8	65	A	Georgia St.		2	3	180	N	Robert Morris	0	5		
				6	A	La.-Lafayette		3	5	18	H	South Ala.		5	9	211	H	Miami (OH)	7	0		
				134	N	Texas-Arlington		6	1	18	H	South Ala.		2	3	215	H	Wright St.	8	5		
				65	A	Georgia St.		5	6	18	H	South Ala.		4	6	240	H	Canisius	2	1		
				65	A	Georgia St.		9	7	32	H	Lipscomb		1	7	240	H	Canisius	8	1		

Non-Div. I Games:

Western Ky.

W
e
s
t
e
r
n
K
y
.

1
2
3
4
5
6
7
8
9

Western Ky.

Average RPI Win:		114	WON-LOST RECORD		WINNING PCT. RANK	LAST 10 GAMES	STRENGTH OF SCHEDULE		OPP. STRENGTH OF SCHEDULE	TEAM RPI	ADJ RPI		CONF. RPI	ADJ CONF. RPI			
DIV. I ONLY			24-26-0		.48	152	3-7-0		40	28	80	.54199	81	6	6		
DIV. I NON-CONF.			9-14-0		.3913	197	0-3-0		14	21	97	.52914	96	5	5		
TOTALS		RPI 1-25		RPI 26-50		W-L RECORDS		RPI 51-100		RPI 101-150		RPI 150+					
24-26-0		0-10-0		5-5-0		OVERALL		7-6-0		6-4-0		6-1-0					
7-11-0		0-6-0		1-3-0		HOME		4-0-0		2-2-0		0-0-0					
12-11-0		0-3-0		2-1-0		AWAY		1-4-0		3-2-0		6-1-0					
5-4-0		0-1-0		2-1-0		NEUTRAL		2-2-0		1-0-0		0-0-0					
9-14-0		0-4-0		1-2-0		NON-CONFERENCE		3-4-0		4-3-0		1-1-0					
1-3-0		0-1-0		0-1-0		HOME		1-0-0		0-1-0		0-0-0					
4-8-0		0-3-0		0-0-		AWAY		0-2-0		3-2-0		1-1-0					
4-3-0		0-0-0		1-1-0		NEUTRAL		2-2-0		1-0-0		0-0-0					
15-12-0		0-6-0		4-3-0		CONFERENCE		4-2-0		2-1-0		5-0-0					
6-8-0		0-5-0		1-2-0		HOME		3-0-0		2-1-0		0-0-0					
8-3-0		0-0-0		2-1-0		AWAY		1-2-0		0-0-0		5-0-0					
1-1-0		0-1-0		1-0-0		NEUTRAL		0-0-0		0-0-0		0-0-0					
RPI	S	Opponent		Score		RPI	S	Opponent		Score		RPI	S	Opponent		Score	
3	H	Alabama		3	4	26	N	Texas		3	7	53	A	Cal St. Fullerton		3	9
6	A	La.-Lafayette		5	6	29	H	USC Upstate		0	1	57	A	Coastal Caro.		0	3
7	H	Florida St.		3	5	34	H	North Carolina St.		2	4	70	N	Purdue		3	2
7	H	Florida St.		0	6	34	H	North Carolina St.		5	7	80	N	San Jose St.		1	0
7	H	Florida St.		1	5	34	H	North Carolina St.		11	7	80	N	San Jose St.		4	5
7	N	Florida St.		1	9	34	N	North Carolina St.		8	4	87	A	Georgia Tech		15	6
23	A	James Madison		2	7	43	N	Louisville		4	2	87	A	Georgia Tech		6	9
23	A	James Madison		1	5	48	A	Virginia Tech		8	4	87	A	Georgia Tech		2	6
25	H	Notre Dame		0	6	48	A	Virginia Tech		3	4	91	H	East Carolina		6	1
25	H	Notre Dame		6	11	48	A	Virginia Tech		12	8	97	N	UNI		7	8
												100	H	Syracuse		13	4
												100	H	Syracuse		9	4
												100	H	Syracuse		9	1

Non-Div. I Games:

North Carolina

Average RPI Win: 146		WON-LOST	WINNING	LAST 10	STRENGTH OF		OPP. STRENGTH	TEAM	ADJ	CONF.	ADJ CONF.
Average RPI Loss: 74		RECORD	PCT. RANK	GAMES	SCHEDULE		OF SCHEDULE	RPI	RPI	RPI	RPI
DIV. I ONLY		30-22-0	.57692	94	7-3-0		83	98	84	.54158	82
DIV. I NON-CONF.		16-12-0	.57143	107	1-0-0		78	119	83	.54147	82
TOTALS		RPI 1-25	RPI 26-50		W-L RECORDS		RPI 51-100		RPI 101-150		RPI 150+
30-22-0		0-4-0	0-5-0		OVERALL		8-8-0		7-2-0		15-3-0
16-6-0		0-0-0	0-0-0		HOME		5-4-0		2-0-0		9-2-0
8-6-0		0-0-0	0-3-0		AWAY		0-3-0		5-0-0		3-0-0
6-10-0		0-4-0	0-2-0		NEUTRAL		3-1-0		0-2-0		3-1-0
16-12-0		0-4-0	0-2-0		NON-CONFERENCE		3-1-0		4-2-0		9-3-0
8-2-0		0-0-0	0-0-0		HOME		0-0-0		2-0-0		6-2-0
2-0-0		0-0-0	0-0-		AWAY		0-0-0		2-0-0		0-0-0
6-10-0		0-4-0	0-2-0		NEUTRAL		3-1-0		0-2-0		3-1-0
14-10-0		0-0-0	0-3-0		CONFERENCE		5-7-0		3-0-0		6-0-0
8-4-0		0-0-0	0-0-0		HOME		5-4-0		0-0-0		3-0-0
6-6-0		0-0-0	0-3-0		AWAY		0-3-0		3-0-0		3-0-0
0-0-0		0-0-0	0-0-0		NEUTRAL		0-0-0		0-0-0		0-0-0
RPI S	Opponent	Score		RPI S	Opponent	Score		RPI S	Opponent	Score	
5 N	Oregon	0	9	34 N	North Carolina St.	1	6	53 N	Cal St. Fullerton	3	10
8 N	Oklahoma	1	9	38 N	Northwestern	2	13	59 H	Fresno St.	3	2
16 N	Minnesota	2	11	45 A	San Diego St.	0	1	59 H	Fresno St.	4	24
21 N	Nebraska	0	4	45 A	San Diego St.	1	5	59 H	Fresno St.	8	1
				45 A	San Diego St.	0	4	61 N	Utah	6	1
								69 N	Chattanooga	2	1
								71 N	Oregon St.	10	2
								78 A	Colorado St.	4	6
								78 A	Colorado St.	4	12
								78 A	Colorado St.	6	10
								80 H	San Jose St.	5	11
								80 H	San Jose St.	7	6
								80 H	San Jose St.	7	6
								92 H	UNLV	5	6
								92 H	UNLV	8	7
								92 H	UNLV	3	9
				LAST 10 GAMES							
				45 A	San Diego St.	1	5	184 H	New Mexico	7	0
				45 A	San Diego St.	0	1	125 A	Idaho St.	11	5
				45 A	San Diego St.	0	4	197 A	Utah St.	10	1
				184 H	New Mexico	5	4	197 A	Utah St.	5	1
				184 H	New Mexico	7	5	197 A	Utah St.	11	9
								197 A	Utah St.	10	1
								228 N	Utah Valley	8	1
								274 H	Lafayette	11	4

Non-Div. I Games:

Boise St.

Average RPI Win:		148	WON-LOST RECORD		WINNING PCT. RANK	LAST 10 GAMES		STRENGTH OF SCHEDULE		OPP. STRENGTH OF SCHEDULE		TEAM RPI	ADJ RPI		CONF. RPI	ADJ CONF. RPI	
DIV. I ONLY			30-23-0		.56604	100	5-5-0		77		72		76	.541 83		6	6
DIV. I NON-CONF.			18-8-0		.69231	47	2-0-0		82		152		51	.56663 56		5	5
TOTALS		RPI 1-25		RPI 26-50		W-L RECORDS		RPI 51-100		RPI 101-150		RPI 150+					
30-23-0		0-10-0		3-5-0		OVERALL		3-2-0		7-3-0		17-3-0					
10-2-0		0-0-0		0-0-0		HOME		0-0-0		3-1-0		7-1-0					
8-14-0		0-5-0		2-5-0		AWAY		3-2-0		0-0-0		3-0-0					
12-7-0		0-5-0		1-0-0		NEUTRAL		0-0-0		4-0-0		7-2-0					
18-8-0		0-3-0		1-1-0		NON-CONFERENCE		0-0-0		5-2-0		12-2-0					
3-0-0		0-0-0		0-0-0		HOME		0-0-0		1-0-0		2-0-0					
3-5-0		0-2-0		0-0-		AWAY		0-0-0		0-2-0		3-0-0					
12-3-0		0-1-0		1-0-0		NEUTRAL		0-0-0		4-0-0		7-2-0					
12-15-0		0-7-0		2-4-0		CONFERENCE		3-2-0		2-1-0		5-1-0					
7-2-0		0-0-0		0-0-0		HOME		0-0-0		2-1-0		5-1-0					
5-9-0		0-3-0		2-4-0		AWAY		3-2-0		0-0-0		0-0-0					
0-4-0		0-4-0		0-0-0		NEUTRAL		0-0-0		0-0-0		0-0-0					
RPI	S	Opponent		Score		RPI	S	Opponent		Score		RPI	S	Opponent		Score	
1	A	Florida		3	7	27	A	UCF		1	9	87	A	Georgia Tech		13	3
7	N	Florida St.		1	5	34	A	North Carolina St.		2	0	87	A	Georgia Tech		1	6
7	N	Florida St.		0	8	34	A	North Carolina St.		6	2	87	A	Georgia Tech		6	2
7	N	Florida St.		1	5	34	A	North Carolina St.		1	6	100	A	Syracuse		12	13
9	A	Arizona St.		0	3	38	N	Northwestern		4	3	100	A	Syracuse		2	0
20	N	Michigan		5	6	48	A	Virginia Tech		3	4						
25	A	Notre Dame		1	4	48	A	Virginia Tech		4	5						
25	A	Notre Dame		8	13	48	A	Virginia Tech		3	4						
25	A	Notre Dame		4	12												
25	N	Notre Dame		0	3												
						LAST 10 GAMES											
						25	N	Notre Dame		0	3	260	A	Providence		12	2
						25	A	Notre Dame		1	4	202	H	Virginia		4	1
						25	A	Notre Dame		4	12	202	H	Virginia		9	1
						25	A	Notre Dame		8	13	202	H	Virginia		5	1
						161	H	Maine		4	3	34	A	North Carolina St.		1	6
												202	H	Virginia			

Non-Div. I Games:

Boston College

RPI	S	Opponent	Score	
222	N	Seton Hall	16	1
238	N	Villanova	3	2
260	A	Providence	12	2

Boston College

B
o
s
t
o
n
C
o
l
l
e
g
e

B
o
s
t
o
n
C
o
l
l
e
g
e

Average RPI Win:		154	WON-LOST RECORD		WINNING PCT. RANK	LAST 10 GAMES	STRENGTH OF SCHEDULE		OPP. STRENGTH OF SCHEDULE	TEAM RPI	ADJ RPI	CONF. RPI	ADJ CONF. RPI
Average RPI Loss:		73	26-23-0		.53061 123	5-5-0	53		99	78	.54 84	7	7
DIV. I ONLY			16-7-0		.69565 46	1-0-0	23		162	32	.58721 43	7	8
DIV. I NON-CONF.													
TOTALS		RPI 1-25	RPI 26-50		W-L RECORDS		RPI 51-100		RPI 101-150		RPI 150+		
26-23-0		0-3-0	2-10-0		OVERALL		3-5-0		10-2-0		11-3-0		
11-11-0		0-2-0	2-7-0		HOME		2-1-0		4-0-0		3-1-0		
8-11-0		0-0-0	0-3-0		AWAY		1-4-0		1-2-0		6-2-0		
7-1-0		0-1-0	0-0-0		NEUTRAL		0-0-0		5-0-0		2-0-0		
16-7-0		0-3-0	0-1-0		NON-CONFERENCE		3-2-0		6-0-0		7-1-0		
6-5-0		0-2-0	0-1-0		HOME		2-1-0		1-0-0		3-1-0		
3-1-0		0-0-0	0-0-0		AWAY		1-1-0		0-0-0		2-0-0		
7-1-0		0-1-0	0-0-0		NEUTRAL		0-0-0		5-0-0		2-0-0		
10-16-0		0-0-0	2-9-0		CONFERENCE		0-3-0		4-2-0		4-2-0		
5-6-0		0-0-0	2-6-0		HOME		0-0-0		3-0-0		0-0-0		
5-10-0		0-0-0	0-3-0		AWAY		0-3-0		1-2-0		4-2-0		
0-0-0		0-0-0	0-0-0		NEUTRAL		0-0-0		0-0-0		0-0-0		
RPI S	Opponent	Score	RPI S	Opponent	Score	RPI S	Opponent	Score	RPI S	Opponent	Score		
3 N	Alabama	1 10	27 H	UCF	3 5	51 A	FIU	2 1	101 H	Jacksonville	4 3		
7 H	Florida St.	1 11	29 H	USC Upstate	1 6	51 A	FIU	1 5	101 H	Jacksonville	3 2		
7 H	Florida St.	0 8	29 H	USC Upstate	2 5	89 A	FGCU	0 6	101 H	Jacksonville	7 2		
			29 H	USC Upstate	1 4	89 A	FGCU	0 4	114 A	Kennesaw St.	8 10		
			32 H	Lipscomb	0 9	89 A	FGCU	0 1	114 A	Kennesaw St.	3 5		
			32 H	Lipscomb	0 7	94 H	Ohio	0 1	114 A	Kennesaw St.	1 0		
			32 H	Lipscomb	12 4	96 H	Troy	5 2	116 H	Southern Ill.	9 4		
			35 H	Stetson	1 3	96 H	Troy	3 0	133 N	Northwestern St.	6 1		
			35 H	Stetson	2 0				133 N	Northwestern St.	2 1		
			41 A	Mercer	0 11				142 N	Dartmouth	5 3		
			41 A	Mercer	2 11				142 N	Dartmouth	4 3		
			41 A	Mercer	2 7				142 N	Dartmouth	5 0		
									151 N	Memphis	2 1		
									200 A	Bethune-Cookman	2 1		
									203 A	East Tenn. St.	7 1		
									203 A	East Tenn. St.	4 2		
									203 A	East Tenn. St.	5 6		
									219 H	Bowling Green	1 2		
									219 H	Bowling Green	4 0		
									220 A	Florida A&M	8 3		
									226 H	Mt. St. Mary's	3 2		
									254 N	Middle Tenn.	2 0		
									259 A	Northern Ky.	10 2		
									259 A	Northern Ky.	11 2		
									259 A	Northern Ky.	7 9		
									262 H	Savannah St.	11 2		
LAST 10 GAMES			35 H	Stetson	2 0	203 A	East Tenn. St.	4 2	259 A	Northern Ky.	10 2		
			35 H	Stetson	1 3	203 A	East Tenn. St.	7 1	259 A	Northern Ky.	11 2		
			89 A	FGCU	0 6	203 A	East Tenn. St.	5 6	259 A	Northern Ky.	7 9		
			89 A	FGCU	0 4	200 A	Bethune-Cookman	2 1	262 H	Savannah St.	11 2		
			89 A	FGCU	0 1	101 H	Jacksonville	7 2					

Non-Div. I Games:

North Florida

Average RPI Win:	203	WON-LOST RECORD	WINNING PCT. RANK	LAST 10 GAMES	STRENGTH OF SCHEDULE	OPP. STRENGTH OF SCHEDULE	TEAM RPI	ADJ RPI	CONF. RPI	ADJ CONF. RPI		
DIV. I ONLY		33-11-0	.75	22	9-1-0	184	231	73	.53952	85	21	22
DIV. I NON-CONF.		15-7-0	.68182	50	1-0-0	229	250	114	.51071	118	22	23
<hr/>												
TOTALS	RPI 1-25	RPI 26-50		W-L RECORDS		RPI 51-100		RPI 101-150		RPI 150+		
33-11-0	0-0-0	0-1-0		OVERALL		3-4-0		4-2-0		26-4-0		
9-1-0	0-0-0	0-0-0		HOME		0-0-0		0-0-0		9-1-0		
14-5-0	0-0-0	0-0-0		AWAY		3-3-0		1-1-0		10-1-0		
10-5-0	0-0-0	0-1-0		NEUTRAL		0-1-0		3-1-0		7-2-0		
<hr/>												
15-7-0	0-0-0	0-1-0		NON-CONFERENCE		0-1-0		4-2-0		11-3-0		
2-0-0	0-0-0	0-0-0		HOME		0-0-0		0-0-0		2-0-0		
5-2-0	0-0-0	0-0-		AWAY		0-0-0		1-1-0		4-1-0		
8-5-0	0-0-0	0-1-0		NEUTRAL		0-1-0		3-1-0		5-2-0		
<hr/>												
18-4-0	0-0-0	0-0-0		CONFERENCE		3-3-0		0-0-0		15-1-0		
7-1-0	0-0-0	0-0-0		HOME		0-0-0		0-0-0		7-1-0		
9-3-0	0-0-0	0-0-0		AWAY		3-3-0		0-0-0		6-0-0		
2-0-0	0-0-0	0-0-0		NEUTRAL		0-0-0		0-0-0		2-0-0		
<hr/>												
RPI	S	Opponent	Score	RPI	S	Opponent	Score	RPI	S	Opponent	Score	
				34	N	North Carolina St.	0 2	91	N	East Carolina	6 7	
								98	A	Stony Brook	2 4	
								98	A	Stony Brook	8 1	
								98	A	Stony Brook	0 9	
								98	A	Stony Brook	3 2	
								98	A	Stony Brook	7 3	
								98	A	Stony Brook	4 5	
								102	A	Bryant	14 7	
								102	A	Bryant	9 11	
								115	N	South Dakota	1 0	
								117	N	Creighton	1 7	
								123	N	Marshall	12 11	
								129	N	Buffalo	1 0	
								157	N	Northern Ill.	3 1	
								161	H	Maine	6 4	
								161	H	Maine	0 3	
								161	H	Maine	4 0	
								174	H	Binghamton	6 0	
								174	H	Binghamton	4 3	
								174	N	Binghamton	5 2	
								174	N	Binghamton	8 7	
								199	N	Army	6 2	
								199	N	Army	0 2	
								223	A	Cornell	7 8	
								223	A	Cornell	7 3	
								228	N	Utah Valley	0 3	
								232	A	UMBC	6 1	
								232	A	UMBC	5 3	
								232	A	UMBC	8 0	
				LAST 10 GAMES								
				98	A	Stony Brook	8 1	232	A	UMBC	6 1	
				98	A	Stony Brook	3 2	232	A	UMBC	8 0	
				174	N	Binghamton	5 2	232	A	UMBC	5 3	
				98	A	Stony Brook	0 9	244	A	Siena	4 0	
				174	N	Binghamton	8 7	244	H	Siena	6 1	
								244	H	Siena	10 7	
								245	A	Colgate	5 3	
								245	A	Colgate	9 2	

Non-Div. I Games:

Albany (NY)

RPI	S	Opponent	Score	
255	H	UMass Lowell	4	3
255	H	UMass Lowell	9	0
255	H	UMass Lowell	9	1
268	A	Hartford	7	0
268	A	Hartford	4	1
268	A	Hartford	11	1
282	N	Saint Peter's	2	0
282	N	Saint Peter's	9	2
288	N	Howard	11	3

Average RPI Win:		151	WON-LOST RECORD		WINNING PCT. RANK		LAST 10 GAMES		STRENGTH OF SCHEDULE		OPP. STRENGTH OF SCHEDULE		TEAM RPI		ADJ RPI		CONF. RPI		ADJ CONF. RPI					
Average RPI Loss:		91																						
DIV. I ONLY			34-21-0		.61818		72		6-4-0		113		127		81		.53933		86		15		15	
DIV. I NON-CONF.			13-14-0		.48148		151		0-0-0		68		120		105		.51994		104		14		14	
TOTALS		RPI 1-25		RPI 26-50		W-L RECORDS		RPI 51-100		RPI 101-150		RPI 150+												
34-21-0		0-3-0		0-3-0		OVERALL		7-5-0		9-7-0		18-3-0												
14-7-0		0-0-0		0-2-0		HOME		3-0-0		5-3-0		6-2-0												
16-7-0		0-3-0		0-0-0		AWAY		4-1-0		2-2-0		10-1-0												
4-7-0		0-0-0		0-1-0		NEUTRAL		0-4-0		2-2-0		2-0-0												
13-14-0		0-3-0		0-3-0		NON-CONFERENCE		1-5-0		4-2-0		8-1-0												
5-3-0		0-0-0		0-2-0		HOME		0-0-0		1-0-0		4-1-0												
4-5-0		0-3-0		0-0-		AWAY		1-1-0		1-1-0		2-0-0												
4-6-0		0-0-0		0-1-0		NEUTRAL		0-4-0		2-1-0		2-0-0												
21-7-0		0-0-0		0-0-0		CONFERENCE		6-0-0		5-5-0		10-2-0												
9-4-0		0-0-0		0-0-0		HOME		3-0-0		4-3-0		2-1-0												
12-2-0		0-0-0		0-0-0		AWAY		3-0-0		1-1-0		8-1-0												
0-1-0		0-0-0		0-0-0		NEUTRAL		0-0-0		0-1-0		0-0-0												
RPI	S	Opponent		Score		RPI	S	Opponent		Score		RPI	S	Opponent		Score		RPI	S	Opponent		Score		
8	A	Oklahoma		1	9	39	H	Kansas		1	10	56	N	UC Santa Barbara		1	2	116	H	Southern Ill.		5	4	
8	A	Oklahoma		0	3	45	H	San Diego St.		5	11	58	N	Oklahoma St.		2	9	116	H	Southern Ill.		3	10	
24	A	Tulsa		3	9	46	N	McNeese St.		0	3	62	A	Illinois St.		7	3	116	H	Southern Ill.		1	2	
												62	A	Illinois St.		12	3	117	A	Creighton		1	2	
												62	A	Illinois St.		10	4	119	A	UTSA		3	2	
												73	A	Omaha		4	5	122	H	Bradley		6	5	
												74	A	North Texas		5	4	122	H	Bradley		13	3	
												78	N	Colorado St.		3	8	122	H	Bradley		0	5	
												88	N	Rutgers		1	9	122	N	Bradley		2	4	
												97	H	UNI		9	4	124	H	Iowa St.		18	16	
												97	H	UNI		8	0	139	A	Missouri St.		2	1	
												97	H	UNI		6	0	139	A	Missouri St.		5	6	
																		139	H	Missouri St.		12	0	
																		144	N	Charleston So.		3	2	
																		144	N	Charleston So.		2	3	
																		148	N	Saint Louis		3	0	
																		154	H	Western Ill.		5	8	
																		154	H	Western Ill.		10	6	
																		156	A	Drake		4	2	
																		156	A	Drake		2	1	
																		156	A	Drake		8	7	
																		157	H	Northern Ill.		8	3	
																		160	H	Loyola Chicago		1	5	
																		160	H	Loyola Chicago		8	7	
																		160	H	Loyola Chicago		6	5	
																		165	N	UT Martin		8	7	
																		178	A	Indiana St.		5	1	
				LAST 10 GAMES																				
				122	N	Bradley		2	4	116	H	Southern Ill.		1	2	160	H	Loyola Chicago		1	5			
				62	A	Illinois St.		10	4	116	H	Southern Ill.		3	10	160	H	Loyola Chicago		8	7			
				62	A	Illinois St.		7	3	139	A	Missouri St.		5	6	160	H	Loyola Chicago		6	5			
				62	A	Illinois St.		12	3	139	A	Missouri St.		2	1	165	N	UT Martin		8	7			
				116	H	Southern Ill.		5	4	156	A	Drake		8	7	178	A	Indiana St.		5	1			

Non-Div. I Games:

Wichita St.

RPI	S	Opponent	Score	
178	A	Indiana St.	10	1
178	A	Indiana St.	3	2
205	A	Evansville	3	4
205	A	Evansville	12	4
205	A	Evansville	8	3
206	A	Louisiana Tech	10	9
220	A	Florida A&M	12	9
236	N	Jackson St.	6	3
247	H	UMKC	12	4
278	H	North Dakota	16	1

Wichita St.

W
i
c
h
i
t
a
s
t
.

W
i
c
h
i
t
a
s
t
.

Average RPI Win: 127		WON-LOST RECORD		WINNING PCT. RANK		LAST 10 GAMES		STRENGTH OF SCHEDULE		OPP. STRENGTH OF SCHEDULE		TEAM RPI		ADJ RPI		CONF. RPI		ADJ CONF. RPI	
DIV. I ONLY		23-24-0		.48936 146		2-8-0		55		41		91		.53753 87		6		6	
DIV. I NON-CONF.		12-6-0		.66667 55		1-1-0		25		83		38		.58746 42		5		5	
TOTALS		RPI 1-25		RPI 26-50		W-L RECORDS		RPI 51-100		RPI 101-150		RPI 150+							
23-24-0		2-9-0		0-5-0		OVERALL		8-6-0		6-2-0		7-2-0							
19-14-0		2-4-0		0-3-0		HOME		8-6-0		3-1-0		6-0-0							
4-9-0		0-4-0		0-2-0		AWAY		0-0-0		3-1-0		1-2-0							
0-1-0		0-1-0		0-0-0		NEUTRAL		0-0-0		0-0-0		0-0-0							
12-6-0		1-3-0		0-0-0		NON-CONFERENCE		4-1-0		3-2-0		4-0-0							
12-4-0		1-2-0		0-0-0		HOME		4-1-0		3-1-0		4-0-0							
0-2-0		0-1-0		0-0-		AWAY		0-0-0		0-1-0		0-0-0							
0-0-0		0-0-0		0-0-0		NEUTRAL		0-0-0		0-0-0		0-0-0							
11-18-0		1-6-0		0-5-0		CONFERENCE		4-5-0		3-0-0		3-2-0							
7-10-0		1-2-0		0-3-0		HOME		4-5-0		0-0-0		2-0-0							
4-7-0		0-3-0		0-2-0		AWAY		0-0-0		3-0-0		1-2-0							
0-1-0		0-1-0		0-0-0		NEUTRAL		0-0-0		0-0-0		0-0-0							
RPI	S	Opponent		Score		RPI	S	Opponent		Score		RPI	S	Opponent		Score			
2	A	Georgia		7	9	34	A	North Carolina St.		4	5	65	H	Georgia St.		5	1		
2	H	Georgia		1	15	34	A	North Carolina St.		3	10	65	H	Georgia St.		5	10		
7	A	Florida St.		0	3	48	H	Virginia Tech		0	7	81	H	North Carolina		6	2		
7	A	Florida St.		1	5	48	H	Virginia Tech		5	6	81	H	North Carolina		9	6		
7	A	Florida St.		0	4	48	H	Virginia Tech		2	5	81	H	North Carolina		6	15		
7	N	Florida St.		5	11							83	H	Boston College		3	13		
24	H	Tulsa		3	11							83	H	Boston College		6	1		
24	H	Tulsa		2	1							83	H	Boston College		2	6		
25	H	Notre Dame		0	12							96	H	Troy		2	1		
25	H	Notre Dame		0	3							98	H	Stony Brook		8	4		
25	H	Notre Dame		7	3							98	H	Stony Brook		11	2		
												100	H	Syracuse		15	3		
												100	H	Syracuse		0	1		
												100	H	Syracuse		4	5		

Non-Div. I Games:

Georgia Tech

Average RPI Win:		146	WON-LOST RECORD		WINNING PCT. RANK		LAST 10 GAMES		STRENGTH OF SCHEDULE		OPP. STRENGTH OF SCHEDULE		TEAM RPI		ADJ RPI		CONF. RPI		ADJ CONF. RPI	
DIV. I ONLY			28-19-0		.59574 84		7-3-0		107		85		87		.53704 88		9		8	
DIV. I NON-CONF.			18-9-0		.66667 55		2-0-0		101		134		64		.55316 69		8		7	
TOTALS		RPI 1-25		RPI 26-50		W-L RECORDS		RPI 51-100		RPI 101-150		RPI 150+								
28-19-0		0-2-0		6-9-0		OVERALL		2-2-0		4-1-0		16-5-0								
8-2-0		0-0-0		1-1-0		HOME		0-0-0		1-0-0		6-1-0								
10-10-0		0-0-0		4-6-0		AWAY		0-0-0		1-1-0		5-3-0								
10-7-0		0-2-0		1-2-0		NEUTRAL		2-2-0		2-0-0		5-1-0								
18-9-0		0-2-0		2-2-0		NON-CONFERENCE		2-2-0		4-1-0		10-2-0								
3-1-0		0-0-0		1-1-0		HOME		0-0-0		1-0-0		1-0-0								
5-2-0		0-0-0		0-0-		AWAY		0-0-0		1-1-0		4-1-0								
10-6-0		0-2-0		1-1-0		NEUTRAL		2-2-0		2-0-0		5-1-0								
10-10-0		0-0-0		4-7-0		CONFERENCE		0-0-0		0-0-0		6-3-0								
5-1-0		0-0-0		0-0-0		HOME		0-0-0		0-0-0		5-1-0								
5-8-0		0-0-0		4-6-0		AWAY		0-0-0		0-0-0		1-2-0								
0-1-0		0-0-0		0-1-0		NEUTRAL		0-0-0		0-0-0		0-0-0								
RPI	S	Opponent		Score		RPI	S	Opponent		Score		RPI	S	Opponent		Score				
6	N	La.-Lafayette		3	4	27	A	UCF		0	4	58	N	Oklahoma St.		1	8			
23	N	James Madison		2	5	27	A	UCF		0	8	78	N	Colorado St.		10	6			
						27	A	UCF		4	1	78	N	Colorado St.		2	4			
						27	N	UCF		5	8	86	N	Wichita St.		9	1			
						28	N	DePaul		6	10									
						33	H	Hofstra		3	1									
						33	H	Hofstra		1	13									
						43	A	Louisville		10	6									
						43	A	Louisville		6	10									
						43	A	Louisville		3	11									
						47	A	Houston		2	4									
						47	A	Houston		1	0									
						47	A	Houston		2	7									
						47	A	Houston		5	1									
						50	N	Col. of Charleston		11	3									
						LAST 10 GAMES														
						27	N	UCF		5	8	159	A	LIU Brooklyn		3	0			
						47	A	Houston		5	1	204	H	UConn		7	3			
						47	A	Houston		2	4	204	H	UConn		5	0			
						47	A	Houston		1	0	204	H	UConn		4	3			
						47	A	Houston		2	7	120	H	St. John's (NY)		13	3			

Non-Div. I Games:

Rutgers

RPI	S	Opponent	Score	
259	A	Northern Ky.	11	7
278	H	North Dakota	12	0

Average RPI Win:		178	WON-LOST		WINNING		LAST 10		STRENGTH OF		OPP. STRENGTH		TEAM		ADJ		CONF.		ADJ CONF.	
Average RPI Loss:		85	RECORD		PCT. RANK		GAMES		SCHEDULE		OF SCHEDULE		RPI		RPI		RPI		RPI	
DIV. I ONLY			30-21-0		.58824 87		8-2-0		95		141		90		.53633 90		22		21	
DIV. I NON-CONF.			8-16-0		.33333 217		0-0-0		21		44		125		.50665 123		21		21	
TOTALS		RPI 1-25		RPI 26-50		W-L RECORDS		RPI 51-100		RPI 101-150		RPI 150+								
30-21-0		0-5-0		2-4-0		OVERALL		5-4-0		7-5-0		16-3-0								
12-3-0		0-0-0		0-0-0		HOME		3-1-0		2-2-0		7-0-0								
10-9-0		0-2-0		1-1-0		AWAY		1-1-0		3-3-0		5-2-0								
8-9-0		0-3-0		1-3-0		NEUTRAL		1-2-0		2-0-0		4-1-0								
8-16-0		0-5-0		2-4-0		NON-CONFERENCE		0-3-0		2-2-0		4-2-0								
1-2-0		0-0-0		0-0-0		HOME		0-1-0		1-1-0		0-0-0								
2-5-0		0-2-0		1-0-		AWAY		0-0-0		1-1-0		0-1-0								
5-9-0		0-3-0		1-3-0		NEUTRAL		0-2-0		0-0-0		4-1-0								
22-5-0		0-0-0		0-0-0		CONFERENCE		5-1-0		5-3-0		12-1-0								
11-1-0		0-0-0		0-0-0		HOME		3-0-0		1-1-0		7-0-0								
8-4-0		0-0-0		0-0-0		AWAY		1-1-0		2-2-0		5-1-0								
3-0-0		0-0-0		0-0-0		NEUTRAL		1-0-0		2-0-0		0-0-0								
RPI	S	Opponent		Score		RPI	S	Opponent		Score		RPI	S	Opponent		Score				
8	N	Oklahoma		2	7	27	A	UCF		3	2	58	N	Oklahoma St.		1	2			
9	A	Arizona St.		2	5	27	A	UCF		1	5	62	N	Illinois St.		3	4			
14	N	Washington		0	17	35	N	Stetson		6	5	95	H	Eastern Ill.		2	1			
16	N	Minnesota		0	5	39	N	Kansas		0	5	95	H	Eastern Ill.		2	0			
19	A	LSU		2	14	39	N	Kansas		3	4	95	H	Eastern Ill.		2	0			
						50	N	Col. of Charleston		1	4	95	N	Eastern Ill.		4	2			
												97	H	UNI		1	6			
												99	A	Jacksonville St.		4	10			
												99	A	Jacksonville St.		5	1			
														148 H Saint Louis		1	2			
														149 A Tennessee Tech		1	0			
														149 A Tennessee Tech		8	2			
														149 N Tennessee Tech		1	0			
														165 A UT Martin		2	9			
														165 A UT Martin		7	2			
														196 N Central Ark.		1	2			
														198 N Michigan St.		3	2			
														225 H Austin Peay		8	0			
														225 H Austin Peay		10	2			
														229 A Tennessee St.		4	2			
														229 A Tennessee St.		2	1			
														236 A Jackson St.		3	4			
														239 N Princeton		3	1			
														241 N Southeastern La.		5	3			
														241 N Southeastern La.		7	0			
														252 H Morehead St.		5	4			
														252 H Morehead St.		13	3			
														266 A Belmont		3	1			
														266 A Belmont		3	2			
				LAST 10 GAMES																
				112 N Murray St.				12 1				95 H Eastern Ill.				2 0				
				95 N Eastern Ill.				4 2				112 A Murray St.				2 7				
				149 N Tennessee Tech				1 0				112 A Murray St.				4 5				
				95 H Eastern Ill.				2 1				266 A Belmont				3 1				
				95 H Eastern Ill.				2 0				266 A Belmont				3 2				

Non-Div. I Games:

SIU Edwardsville

RPI	S	Opponent	Score	
266	A	Belmont	3	2
269	H	Southeast Mo. St.	3	0
269	H	Southeast Mo. St.	10	0
269	H	Southeast Mo. St.	9	2

SIU Edwardsville

SIU Edwardsville

SIU Edwardsville

[illegible]

Non-Div. I Games:

East Carolina

RPI	S	Opponent	Score	
206	A	Louisiana Tech	7	0
206	A	Louisiana Tech	2	6
222	H	Seton Hall	11	6

East Carolina

E
a
s
t
C
a
r
o
l
i
n
a

E
a
s
t
C
a
r
o
l
i
n
a

Average RPI Win:		146	WON-LOST RECORD		WINNING PCT. RANK		LAST 10 GAMES		STRENGTH OF SCHEDULE		OPP. STRENGTH OF SCHEDULE		TEAM RPI		ADJ RPI		CONF. RPI		ADJ CONF. RPI				
DIV. I ONLY			29-26-0		.52727 126		4-6-0		69		106		94		.53158 93		12		14				
DIV. I NON-CONF.			16-16-0		.5 138		0-1-0		52		105		94		.53154 94		13		13				
TOTALS		RPI 1-25		RPI 26-50		W-L RECORDS		RPI 51-100		RPI 101-150		RPI 150+											
29-26-0		0-3-0		0-5-0		OVERALL		4-9-0		12-3-0		13-6-0											
14-5-0		0-0-0		0-0-0		HOME		3-2-0		5-0-0		6-3-0											
7-17-0		0-3-0		0-5-0		AWAY		1-4-0		3-3-0		3-2-0											
8-4-0		0-0-0		0-0-0		NEUTRAL		0-3-0		4-0-0		4-1-0											
16-16-0		0-3-0		0-5-0		NON-CONFERENCE		2-4-0		4-1-0		10-3-0											
6-2-0		0-0-0		0-0-0		HOME		1-1-0		0-0-0		5-1-0											
3-11-0		0-3-0		0-0-		AWAY		1-1-0		1-1-0		1-1-0											
7-3-0		0-0-0		0-0-0		NEUTRAL		0-2-0		3-0-0		4-1-0											
13-10-0		0-0-0		0-0-0		CONFERENCE		2-5-0		8-2-0		3-3-0											
8-3-0		0-0-0		0-0-0		HOME		2-1-0		5-0-0		1-2-0											
4-6-0		0-0-0		0-0-0		AWAY		0-3-0		2-2-0		2-1-0											
1-1-0		0-0-0		0-0-0		NEUTRAL		0-1-0		1-0-0		0-0-0											
RPI	S	Opponent		Score		RPI	S	Opponent		Score		RPI	S	Opponent		Score							
2	A	Georgia		0	6	29	A	USC Upstate		3	4	57	A	Coastal Caro.		4	0	102	N	Bryant		4	1
2	A	Georgia		0	7	31	A	South Carolina		1	9	57	A	Coastal Caro.		1	5	110	N	Winthrop		2	0
13	A	Tennessee		0	8	31	A	South Carolina		0	10	60	H	Ga. Southern		5	4	110	N	Winthrop		3	0
						41	A	Mercer		0	8	60	H	Ga. Southern		2	0	111	H	Samford		4	0
						41	A	Mercer		0	4	60	H	Ga. Southern		2	11	111	H	Samford		5	1
												65	H	Georgia St.		1	9	114	A	Kennesaw St.		5	3
												65	H	Georgia St.		7	6	114	A	Kennesaw St.		1	3
												69	A	Chattanooga		2	6	130	A	UNC Greensboro		3	4
												69	A	Chattanooga		0	3	130	H	UNC Greensboro		12	10
												69	A	Chattanooga		0	3	130	H	UNC Greensboro		6	5
												69	N	Chattanooga		0	6	130	H	UNC Greensboro		5	2
												95	N	Eastern Ill.		0	2	135	A	Western Caro.		1	6
												99	N	Jacksonville St.		0	3	135	A	Western Caro.		7	0
																		135	A	Western Caro.		4	2
																		135	N	Western Caro.		4	3
																		155	H	Charlotte		4	1
																		155	H	Charlotte		5	3
																		162	A	Elon		4	2
																		162	A	Elon		4	5
																		162	A	Elon		9	0
																		163	H	Appalachian St.		3	5
																		163	H	Appalachian St.		4	2
																		163	H	Appalachian St.		3	7
																		176	H	Presbyterian		1	0
																		176	H	Presbyterian		5	12
																		180	N	Robert Morris		2	3
																		187	N	Cleveland St.		5	0
						LAST 10 GAMES																	
																		69	N	Chattanooga		0	6
																		130	A	UNC Greensboro		3	4
																		135	N	Western Caro.		4	3
																		163	H	Appalachian St.		3	5
																		163	H	Appalachian St.		4	2
																		13	A	Tennessee		0	8

Non-Div. I Games:

Furman

RPI	S	Opponent	Score	
203	A	East Tenn. St.	0	5
203	A	East Tenn. St.	7	3
227	N	Northern Colo.	5	1
231	H	Gardner-Webb	2	1
231	H	Gardner-Webb	3	2
242	N	Wagner	10	4
257	N	Liberty	12	0

F
u
r
m
a
n

F
u
r
m
a
n

Furman

Average RPI Win:		164	WON-LOST RECORD		WINNING PCT. RANK		LAST 10 GAMES		STRENGTH OF SCHEDULE		OPP. STRENGTH OF SCHEDULE		TEAM RPI		ADJ RPI		CONF. RPI		ADJ CONF. RPI	
DIV. I ONLY		32-24-0		.57143 97		6-4-0		105		133		95		.53072 94		17		17		
DIV. I NON-CONF.		16-16-0		.5 138		0-0-0		87		77		102		.52355 102		18		18		
TOTALS		RPI 1-25		RPI 26-50		W-L RECORDS		RPI 51-100		RPI 101-150		RPI 150+								
32-24-0		0-2-0		1-5-0		OVERALL		5-6-0		9-7-0		17-4-0								
8-3-0		0-0-0		0-0-0		HOME		0-0-0		1-1-0		7-2-0								
7-13-0		0-0-0		1-4-0		AWAY		1-4-0		2-4-0		3-1-0								
17-8-0		0-2-0		0-1-0		NEUTRAL		4-2-0		6-2-0		7-1-0								
16-16-0		0-2-0		1-5-0		NON-CONFERENCE		3-4-0		5-3-0		7-2-0								
1-0-0		0-0-0		0-0-0		HOME		0-0-0		0-0-0		1-0-0								
4-8-0		0-0-0		1-0-		AWAY		1-2-0		1-1-0		1-1-0								
11-8-0		0-2-0		0-1-0		NEUTRAL		2-2-0		4-2-0		5-1-0								
16-8-0		0-0-0		0-0-0		CONFERENCE		2-2-0		4-4-0		10-2-0								
7-3-0		0-0-0		0-0-0		HOME		0-0-0		1-1-0		6-2-0								
3-5-0		0-0-0		0-0-0		AWAY		0-2-0		1-3-0		2-0-0								
6-0-0		0-0-0		0-0-0		NEUTRAL		2-0-0		2-0-0		2-0-0								
RPI	S	Opponent		Score		RPI	S	Opponent		Score		RPI	S	Opponent		Score				
6	N	La.-Lafayette		1	3	30	N	Mississippi St.		1	2	62	N	Illinois St.		4	7			
18	N	South Ala.		0	3	31	A	South Carolina		5	2	66	A	Ohio St.		9	10			
						32	A	Lipscomb		1	2	66	A	Ohio St.		0	6			
						32	A	Lipscomb		4	9	66	N	Ohio St.		7	3			
						43	A	Louisville		4	11	68	N	Kent St.		2	1			
						43	A	Louisville		4	22	69	N	Chattanooga		2	5			
												75	A	Ball St.		0	10			
												75	A	Ball St.		0	7			
												75	N	Ball St.		3	0			
												84	A	North Florida		1	0			
												96	N	Troy		5	4			

Non-Div. I Games:

Ohio

RPI	S	Opponent	Score	
217	A	Dayton	4	2
219	H	Bowling Green	6	0
219	H	Bowling Green	3	2
225	N	Austin Peay	5	2
233	H	Toledo	6	0
233	H	Toledo	5	4
234	N	Eastern Mich.	14	4
234	N	Eastern Mich.	12	4
254	N	Middle Tenn.	3	2
262	N	Savannah St.	3	2

Average RPI Win:	176	WON-LOST RECORD	WINNING PCT. RANK	LAST 10 GAMES	STRENGTH OF SCHEDULE	OPP. STRENGTH OF SCHEDULE	TEAM RPI	ADJ RPI	CONF. RPI	ADJ CONF. RPI					
DIV. I ONLY		38-17-0	.69091	39	4-6-0	177	207	92	.53045	95	22	21			
DIV. I NON-CONF.		20-9-0	.68966	48	0-2-0	193	225	96	.52765	98	21	21			
<hr/>															
TOTALS	RPI 1-25	RPI 26-50		W-L RECORDS		RPI 51-100		RPI 101-150		RPI 150+					
38-17-0	0-0-0	1-0-0		OVERALL		5-7-0		9-5-0		23-5-0					
10-3-0	0-0-0	0-0-0		HOME		0-0-0		1-1-0		9-2-0					
15-9-0	0-0-0	0-0-0		AWAY		4-5-0		5-3-0		6-0-0					
13-5-0	0-0-0	1-0-0		NEUTRAL		1-2-0		3-0-0		8-3-0					
<hr/>															
20-9-0	0-0-0	1-0-0		NON-CONFERENCE		4-2-0		5-2-0		10-5-0					
1-2-0	0-0-0	0-0-0		HOME		0-0-0		0-0-0		1-2-0					
7-3-0	0-0-0	0-0-		AWAY		3-1-0		2-2-0		2-0-0					
12-4-0	0-0-0	1-0-0		NEUTRAL		1-1-0		3-0-0		7-3-0					
<hr/>															
18-8-0	0-0-0	0-0-0		CONFERENCE		1-5-0		4-3-0		13-0-0					
9-1-0	0-0-0	0-0-0		HOME		0-0-0		1-1-0		8-0-0					
8-6-0	0-0-0	0-0-0		AWAY		1-4-0		3-2-0		4-0-0					
1-1-0	0-0-0	0-0-0		NEUTRAL		0-1-0		0-0-0		1-0-0					
<hr/>															
RPI	S	Opponent	Score	RPI	S	Opponent	Score	RPI	S	Opponent	Score				
				39	N	Kansas	2 0	57	A	Coastal Caro.	3 2	102	N	Bryant	1 0
				57	A	Coastal Caro.	2 6	112	A	Murray St.	7 1				
				63	N	Illinois	2 4	112	A	Murray St.	3 0				
				90	A	SIU Edwardsville	0 2	112	A	Murray St.	4 6				
				90	A	SIU Edwardsville	1 2	116	A	Southern Ill.	7 6				
				90	A	SIU Edwardsville	0 2	128	N	IUPUI	9 7				
				90	N	SIU Edwardsville	2 4	128	N	IUPUI	8 1				
				91	A	East Carolina	7 6	132	H	Eastern Ky.	1 0				
				91	A	East Carolina	12 3	132	H	Eastern Ky.	1 2				
				93	N	Furman	2 0	141	A	La.-Monroe	9 2				
				99	A	Jacksonville St.	5 6	141	A	La.-Monroe	1 7				
				99	A	Jacksonville St.	3 2	144	A	Charleston So.	4 5				
												149	A	Tennessee Tech	5 4
												149	A	Tennessee Tech	2 10
												154	N	Western Ill.	3 9
												163	N	Appalachian St.	2 1
								163	N	Appalachian St.	1 0				
								165	H	UT Martin	4 0				
								165	H	UT Martin	1 0				
								165	H	UT Martin	1 0				
								165	N	UT Martin	6 4				
								194	H	Valparaiso	3 0				
								208	H	Butler	0 1				
								208	H	Butler	5 6				
								209	N	Houston Baptist	4 3				
								225	H	Austin Peay	4 3				
								225	H	Austin Peay	3 2				
								208	H	Butler	0 1				
								208	H	Butler	5 6				
								225	H	Austin Peay	3 2				

Non-Div. I Games:

Eastern Ill.

E
a
s
t
e
r
n
I
l
l
.

Eastern Illinois.

Eastern Ill.

Average RPI Win: 143		WON-LOST RECORD		WINNING PCT. RANK		LAST 10 GAMES		STRENGTH OF SCHEDULE		OPP. STRENGTH OF SCHEDULE		TEAM RPI		ADJ RPI		CONF. RPI		ADJ CONF. RPI				
DIV. I ONLY		22-30-2		.42593 189		4-6-0		48		49		103		.52509 96		4		4				
DIV. I NON-CONF.		17-16-2		.51429 136		1-0-0		48		50		82		.54393 79		6		6				
TOTALS		RPI 1-25		RPI 26-50		W-L RECORDS		RPI 51-100		RPI 101-150		RPI 150+										
22-30-2		1-10-1		1-1-0		OVERALL		4-12-0		6-6-0		10-1-1										
7-9-1		0-4-1		0-0-0		HOME		1-2-0		3-2-0		3-1-0										
5-15-0		1-4-0		1-1-0		AWAY		2-7-0		1-3-0		0-0-0										
10-6-1		0-2-0		0-0-0		NEUTRAL		1-3-0		2-1-0		7-0-1										
17-16-2		0-6-1		1-1-0		NON-CONFERENCE		3-7-0		3-1-0		10-1-1										
4-3-1		0-1-1		0-0-0		HOME		0-0-0		1-1-0		3-1-0										
3-8-0		0-3-0		1-0-		AWAY		2-4-0		0-0-0		0-0-0										
10-5-1		0-2-0		0-0-0		NEUTRAL		1-3-0		2-0-0		7-0-1										
5-14-0		1-4-0		0-0-0		CONFERENCE		1-5-0		3-5-0		0-0-0										
3-6-0		0-3-0		0-0-0		HOME		1-2-0		2-1-0		0-0-0										
2-7-0		1-1-0		0-0-0		AWAY		0-3-0		1-3-0		0-0-0										
0-1-0		0-0-0		0-0-0		NEUTRAL		0-0-0		0-1-0		0-0-0										
RPI	S	Opponent		Score		RPI	S	Opponent		Score		RPI	S	Opponent		Score						
1	A	Florida		0	3	27	A	UCF		1	4	55	N	Fordham		1	9	106	H	Texas St.	1	8
1	A	Florida		2	12	40	A	UAB		3	2	57	A	Coastal Caro.		6	2	106	H	Texas St.	1	0
3	H	Alabama		1	7							57	N	Coastal Caro.		4	1	106	H	Texas St.	2	0
6	H	La.-Lafayette		0	5							60	A	Ga. Southern		2	1	114	H	Kennesaw St.	5	0
6	H	La.-Lafayette		0	9							60	A	Ga. Southern		0	2	116	N	Southern Ill.	5	0
16	N	Minnesota		0	2							60	N	Ga. Southern		3	4	133	H	Northwestern St.	1	7
16	N	Minnesota		2	4							65	H	Georgia St.		9	6	134	A	Texas-Arlington	1	2
17	A	Auburn		5	13							65	H	Georgia St.		1	6	134	A	Texas-Arlington	5	4
17	H	Auburn		5	5							65	H	Georgia St.		4	6	135	N	Western Caro.	4	1
18	A	South Ala.		1	0							79	A	Western Ky.		0	3	141	A	La.-Monroe	0	1
18	A	South Ala.		2	3							79	A	Western Ky.		1	8	141	A	La.-Monroe	3	4
18	H	South Ala.		1	9							79	A	Western Ky.		0	5	141	N	La.-Monroe	2	3
												84	A	North Florida		0	3	151	H	Memphis	9	0
												84	A	North Florida		2	5	165	N	UT Martin	8	7
												87	A	Georgia Tech		1	2	167	H	Southern Miss.	7	6
												94	N	Ohio		4	5	167	H	Southern Miss.	4	6
																		183	N	Indiana	3	3
																		218	N	Penn	6	4
																		219	N	Bowling Green	3	0
																		220	H	Florida A&M	4	0
																		229	N	Tennessee St.	7	0
																		254	N	Middle Tenn.	5	2
																		254	N	Middle Tenn.	5	4
																		262	N	Savannah St.	17	0
				LAST 10 GAMES																		
				141	N	La.-Monroe		2	3	106	H	Texas St.		1	0	254	N	Middle Tenn.		5	4	
				18	A	South Ala.		2	3	220	H	Florida A&M		4	0	262	N	Savannah St.				
				18	A	South Ala.		1	0	6	H	La.-Lafayette		0	5							
				106	H	Texas St.		2	0	6	H	La.-Lafayette		0	9							
				106	H	Texas St.		1	8	134	A	Texas-Arlington		1	2							

Non-Div. I Games:

Troy

Average RPI Win: 147		WON-LOST RECORD		WINNING PCT. RANK		LAST 10 GAMES		STRENGTH OF SCHEDULE		OPP. STRENGTH OF SCHEDULE		TEAM RPI		ADJ RPI		CONF. RPI		ADJ CONF. RPI		
DIV. I ONLY		28-20-0		.58333 90		4-6-0		142		109		98		.52481 97		15		15		
DIV. I NON-CONF.		14-7-0		.66667 55		1-0-0		104		55		57		.56129 62		14		14		
TOTALS		RPI 1-25		RPI 26-50		W-L RECORDS		RPI 51-100		RPI 101-150		RPI 150+								
28-20-0		0-2-0		1-0-0		OVERALL		5-9-0		9-5-0		13-4-0								
8-4-0		0-0-0		0-0-0		HOME		0-0-0		3-1-0		5-3-0								
9-10-0		0-2-0		0-0-0		AWAY		2-5-0		4-2-0		3-1-0								
11-6-0		0-0-0		1-0-0		NEUTRAL		3-4-0		2-2-0		5-0-0								
14-7-0		0-2-0		1-0-0		NON-CONFERENCE		4-4-0		4-1-0		5-0-0								
1-0-0		0-0-0		0-0-0		HOME		0-0-0		1-0-0		0-0-0								
3-4-0		0-2-0		0-0-		AWAY		2-2-0		1-0-0		0-0-0								
10-3-0		0-0-0		1-0-0		NEUTRAL		2-2-0		2-1-0		5-0-0								
14-13-0		0-0-0		0-0-0		CONFERENCE		1-5-0		5-4-0		8-4-0								
7-4-0		0-0-0		0-0-0		HOME		0-0-0		2-1-0		5-3-0								
6-6-0		0-0-0		0-0-0		AWAY		0-3-0		3-2-0		3-1-0								
1-3-0		0-0-0		0-0-0		NEUTRAL		1-2-0		0-1-0		0-0-0								
RPI S	Opponent		Score		RPI S	Opponent		Score		RPI S	Opponent		Score		RPI S	Opponent		Score		
6 A	La.-Lafayette		8	10	26 N	Texas		6	3	56 N	UC Santa Barbara		1	15	107 A	Iowa		9	8	
21 A	Nebraska		0	4						56 N	UC Santa Barbara		2	3	113 N	Green Bay		1	3	
										62 N	Illinois St.		3	1	116 A	Southern Ill.		2	1	
										62 N	Illinois St.		4	9	116 A	Southern Ill.		5	4	
										62 N	Illinois St.		3	4	122 A	Bradley		2	5	
										70 N	Purdue		6	3	122 A	Bradley		2	1	
										74 A	North Texas		6	8	122 A	Bradley		0	1	
										74 A	North Texas		6	7	124 H	Iowa St.		9	0	
										79 A	Western Ky.		6	3	128 N	IUPUI		3	2	
										81 N	North Carolina		8	7	139 H	Missouri St.		9	1	
										86 A	Wichita St.		0	6	139 H	Missouri St.		5	6	
										86 A	Wichita St.		4	9	139 H	Missouri St.		10	0	
										86 A	Wichita St.		0	8	139 N	Missouri St.		3	4	
										90 A	SIU Edwardsville		6	1	144 N	Charleston So.		9	4	
															156 A	Drake		1	7	
															156 H	Drake		6	0	
															156 H	Drake		1	4	
															160 H	Loyola Chicago		4	2	
															160 H	Loyola Chicago		2	0	
															160 H	Loyola Chicago		2	5	
															178 A	Indiana St.		9	5	
															178 A	Indiana St.		5	2	
															178 A	Indiana St.		2	0	
															205 H	Evansville		7	4	
															205 H	Evansville		10	2	
															205 H	Evansville		0	7	
															212 N	Nicholls St.		8	0	
LAST 10 GAMES																				
				139 N	Missouri St.		3	4	122 A	Bradley		2	5	178 A	Indiana St.		2	0		
				160 H	Loyola Chicago		2	0	122 A	Bradley		2	1	205 H	Evansville		7	4		
				160 H	Loyola Chicago		2	5	122 A	Bradley		0	1	205 H	Evansville		10	2		
				160 H	Loyola Chicago		4	2	156 A	Drake		1	7	205 H	Evansville		0	7		
				107 A	Iowa		9	8	139 H	Missouri St.		5	6	212 N	Nicholls St.		8	0		

Non-Div. I Games:

UNI

RPI	S	Opponent	Score	
212	N	Nicholls St.	4	3
215	N	Wright St.	5	2
220	N	Florida A&M	4	1
284	N	Southern U.	15	0

Average RPI Win:	201	WON-LOST	WINNING	LAST 10	STRENGTH OF	OPP. STRENGTH	TEAM	ADJ	CONF.	ADJ CONF.	
Average RPI Loss:	123	RECORD	PCT. RANK	GAMES	SCHEDULE	OF SCHEDULE	RPI	RPI	RPI	RPI	
DIV. I ONLY	34-18-0	.65385	51	6-4-0	165	200	96	.5237	98	21	22
DIV. I NON-CONF.	17-14-0	.54839	115	2-1-0	229	204	151	.4837	153	22	23
<hr/>											
TOTALS	RPI 1-25	RPI 26-50		W-L RECORDS		RPI 51-100		RPI 101-150		RPI 150+	
34-18-0	0-0-0	1-0-0		OVERALL		3-9-0		1-4-0		29-5-0	
18-3-0	0-0-0	1-0-0		HOME		3-3-0		0-0-0		14-0-0	
12-10-0	0-0-0	0-0-0		AWAY		0-4-0		1-2-0		11-4-0	
4-5-0	0-0-0	0-0-0		NEUTRAL		0-2-0		0-2-0		4-1-0	
17-14-0	0-0-0	1-0-0		NON-CONFERENCE		0-6-0		1-4-0		15-4-0	
8-0-0	0-0-0	1-0-0		HOME		0-0-0		0-0-0		7-0-0	
5-9-0	0-0-0	0-0-		AWAY		0-4-0		1-2-0		4-3-0	
4-5-0	0-0-0	0-0-0		NEUTRAL		0-2-0		0-2-0		4-1-0	
17-4-0	0-0-0	0-0-0		CONFERENCE		3-3-0		0-0-0		14-1-0	
10-3-0	0-0-0	0-0-0		HOME		3-3-0		0-0-0		7-0-0	
7-1-0	0-0-0	0-0-0		AWAY		0-0-0		0-0-0		7-1-0	
0-0-0	0-0-0	0-0-0		NEUTRAL		0-0-0		0-0-0		0-0-0	
RPI S	Opponent	Score	RPI S	Opponent	Score	RPI S	Opponent	Score	RPI S	Opponent	Score
			33 H	Hofstra	3 2	65 N	Georgia St.	5 7	102 A	Bryant	2 8
						65 N	Georgia St.	2 3	102 A	Bryant	2 0
						72 A	Cal Poly	1 3	114 A	Kennesaw St.	0 4
						72 A	Cal Poly	0 7	143 N	Georgetown	0 6
						85 H	Albany (NY)	2 3	143 N	Georgetown	0 5
						85 H	Albany (NY)	1 8	155 A	Charlotte	9 7
						85 H	Albany (NY)	3 7	159 H	LIU Brooklyn	2 1
						85 H	Albany (NY)	4 2	161 H	Maine	3 1
						85 H	Albany (NY)	5 4	161 H	Maine	1 0
						85 H	Albany (NY)	9 0	161 H	Maine	2 0
						87 A	Georgia Tech	4 8	173 A	Iona	0 8
						87 A	Georgia Tech	2 11	174 A	Binghamton	4 6
									174 A	Binghamton	16 10
									174 A	Binghamton	1 0
									188 H	Fairleigh Dickinson	3 0
									188 H	Fairleigh Dickinson	11 3
									188 N	Fairleigh Dickinson	6 0
									189 N	Sacramento St.	2 1
									192 A	Fairfield	0 2
									216 A	Columbia	0 1
									216 A	Columbia	5 0
			LAST 10 GAMES						230 H	Temple	8 0
			85 H	Albany (NY)	1 8	174 A	Binghamton	16 10	230 H	Temple	2 1
			85 H	Albany (NY)	2 3	174 A	Binghamton	1 0	232 A	UMBC	2 1
			85 H	Albany (NY)	9 0	102 A	Bryant	2 0	232 A	UMBC	3 2
			232 H	UMBC	16 1	102 A	Bryant	2 8	232 H	UMBC	16 1
			174 A	Binghamton	4 6	188 H	Fairleigh Dickinson	3 0	250 N	Santa Clara	1 9

Non-Div. I Games:

Stony Brook

RPI	S	Opponent	Score	
255	A	UMass Lowell	5	0
255	A	UMass Lowell	2	1
255	A	UMass Lowell	10	1
257	N	Liberty	3	1
257	N	Liberty	11	2
265	H	Sacred Heart	4	3
265	H	Sacred Heart	4	3
268	H	Hartford	2	1
268	H	Hartford	11	2
268	H	Hartford	9	0
272	A	Quinnipiac	8	3
272	A	Quinnipiac	4	2

Stony Brook

S
t
o
n
y
B
r
o
o
k

S
t
o
n
y
B
r
o
o
k

Average RPI Win: 206		WON-LOST	WINNING	LAST 10	STRENGTH OF		OPP. STRENGTH	TEAM	ADJ	CONF.	ADJ CONF.
Average RPI Loss: 79		RECORD	PCT. RANK	GAMES	SCHEDULE		OF SCHEDULE	RPI	RPI	RPI	RPI
DIV. I ONLY		40-15-0	.72727	27	7-3-0		256	166	97	.52344	99
DIV. I NON-CONF.		17-8-0	.68	51	1-0-0		261	111	113	.51507	113
TOTALS		RPI 1-25	RPI 26-50		W-L RECORDS		RPI 51-100		RPI 101-150		RPI 150+
40-15-0		0-2-0	0-4-0		OVERALL		5-3-0		8-6-0		27-0-0
15-6-0		0-0-0	0-1-0		HOME		3-3-0		4-2-0		8-0-0
16-9-0		0-2-0	0-3-0		AWAY		0-0-0		4-4-0		12-0-0
9-0-0		0-0-0	0-0-0		NEUTRAL		2-0-0		0-0-0		7-0-0
17-8-0		0-2-0	0-4-0		NON-CONFERENCE		3-1-0		3-1-0		11-0-0
3-2-0		0-0-0	0-1-0		HOME		1-1-0		1-0-0		1-0-0
5-6-0		0-2-0	0-0-		AWAY		0-0-0		2-1-0		3-0-0
9-0-0		0-0-0	0-0-0		NEUTRAL		2-0-0		0-0-0		7-0-0
23-7-0		0-0-0	0-0-0		CONFERENCE		2-2-0		5-5-0		16-0-0
12-4-0		0-0-0	0-0-0		HOME		2-2-0		3-2-0		7-0-0
11-3-0		0-0-0	0-0-0		AWAY		0-0-0		2-3-0		9-0-0
0-0-0		0-0-0	0-0-0		NEUTRAL		0-0-0		0-0-0		0-0-0
RPI S	Opponent	Score	RPI S	Opponent	Score	RPI S	Opponent	Score	RPI S	Opponent	Score
17 A	Auburn	3 13	30 A	Mississippi St.	1 9	65 H	Georgia St.	6 10	111 H	Samford	3 2
17 A	Auburn	5 6	30 A	Mississippi St.	0 8	70 N	Purdue	2 1	112 A	Murray St.	5 6
			40 A	UAB	0 4	75 H	Ball St.	8 4	112 A	Murray St.	0 5
			40 H	UAB	2 21	90 H	SIU Edwardsville	1 5	112 H	Murray St.	4 5
						90 H	SIU Edwardsville	10 4	132 A	Eastern Ky.	2 3
						93 N	Furman	3 0	132 A	Eastern Ky.	2 0
						95 H	Eastern Ill.	2 3	132 A	Eastern Ky.	6 3
						95 H	Eastern Ill.	6 5	144 A	Charleston So.	5 2
									144 A	Charleston So.	9 1
									144 A	Charleston So.	0 3
									149 H	Tennessee Tech	3 6
									149 H	Tennessee Tech	5 3
									149 H	Tennessee Tech	9 0
									149 H	Tennessee Tech	17 4
									163 N	Appalachian St.	5 0
									165 A	UT Martin	3 0
									165 A	UT Martin	7 5
									225 A	Austin Peay	5 0
									225 A	Austin Peay	13 0
									229 A	Tennessee St.	10 0
									229 A	Tennessee St.	6 0
									229 A	Tennessee St.	7 0
									252 H	Morehead St.	2 0
									252 H	Morehead St.	2 0
									252 H	Morehead St.	5 0
									252 H	Morehead St.	4 0
									254 H	Middle Tenn.	4 2
			LAST 10 GAMES								
			149 H	Tennessee Tech	3 6	132 A	Eastern Ky.	6 3	252 H	Morehead St.	2 0
			112 H	Murray St.	4 5	277 A	Alabama St.	22 2	252 H	Morehead St.	2 0
			252 H	Morehead St.	2 0	266 H	Belmont	8 0	252 H	Morehead St.	5 0
			132 A	Eastern Ky.	2 3	266 H	Belmont	3 0	252 H	Morehead St.	4 0
			132 A	Eastern Ky.	2 0	266 H	Belmont	11 0	254 H	Middle Tenn.	4 2

Non-Div. I Games:

Jacksonville St.

RPI	S	Opponent	Score	
259	N	Northern Ky.	9	0
266	H	Belmont	8	0
266	H	Belmont	3	0
266	H	Belmont	11	0
267	N	St. Bonaventure	12	0
267	N	St. Bonaventure	7	2
269	A	Southeast Mo. St.	9	0
269	A	Southeast Mo. St.	9	0
270	N	Mississippi Val.	16	4
270	N	Mississippi Val.	8	0
270	N	Mississippi Val.	13	1
277	A	Alabama St.	22	2
290	A	Alabama A&M	10	0
290	A	Alabama A&M	4	1

Jacksonville St.

J
a
c
k
s
o
n
v
i
l
l
e
s
t
.

J
a
c
k
s
o
n
v
i
l
l
e
s
t
.

Average RPI Win: 148		WON-LOST RECORD	WINNING PCT. RANK	LAST 10 GAMES	STRENGTH OF SCHEDULE	OPP. STRENGTH OF SCHEDULE	TEAM RPI	ADJ RPI	CONF. RPI	ADJ CONF. RPI	
Average RPI Loss: 61											
DIV. I ONLY		24-25-0	.4898 144	4-6-0	89	38	99	.52279 100	6	6	
DIV. I NON-CONF.		12-12-0	.5 138	2-1-0	53	67	91	.53353 89	5	5	
TOTALS		RPI 1-25	RPI 26-50		W-L RECORDS		RPI 51-100		RPI 101-150		RPI 150+
24-25-0		0-8-0	3-7-0		OVERALL		5-6-0		3-2-0		13-2-0
6-4-0		0-0-0	2-3-0		HOME		1-1-0		0-0-0		3-0-0
13-12-0		0-5-0	0-0-0		AWAY		2-4-0		2-1-0		9-2-0
5-9-0		0-3-0	1-4-0		NEUTRAL		2-1-0		1-1-0		1-0-0
12-12-0		0-5-0	1-3-0		NON-CONFERENCE		2-1-0		2-1-0		7-2-0
3-0-0		0-0-0	0-0-0		HOME		0-0-0		0-0-0		3-0-0
4-4-0		0-2-0	0-0-		AWAY		0-0-0		1-0-0		3-2-0
5-8-0		0-3-0	1-3-0		NEUTRAL		2-1-0		1-1-0		1-0-0
12-13-0		0-3-0	2-4-0		CONFERENCE		3-5-0		1-1-0		6-0-0
3-4-0		0-0-0	2-3-0		HOME		1-1-0		0-0-0		0-0-0
9-8-0		0-3-0	0-0-0		AWAY		2-4-0		1-1-0		6-0-0
0-1-0		0-0-0	0-1-0		NEUTRAL		0-0-0		0-0-0		0-0-0
RPI S	Opponent	Score	RPI S	Opponent	Score	RPI S	Opponent	Score	RPI S	Opponent	Score
7 A	Florida St.	1 7	34 H	North Carolina St.	0 7	55 N	Fordham	1 2	122 N	Bradley	5 6
7 A	Florida St.	0 5	34 H	North Carolina St.	6 8	72 N	Cal Poly	3 2	137 N	UC Davis	7 5
7 A	Florida St.	1 9	40 N	UAB	3 2	73 N	Omaha	2 0	138 A	Campbell	7 6
8 N	Oklahoma	2 6	42 N	Long Beach St.	6 7	81 A	North Carolina	1 9	147 A	Maryland	6 7
10 N	Missouri	7 9	46 N	McNeese St.	3 12	81 A	North Carolina	4 9	147 A	Maryland	9 4
17 N	Auburn	1 10	48 H	Virginia Tech	7 3	81 A	North Carolina	4 13	162 A	Elon	5 0
18 A	South Ala.	0 8	48 H	Virginia Tech	0 10	83 H	Boston College	13 12	163 A	Appalachian St.	4 10
18 A	South Ala.	1 2	48 H	Virginia Tech	5 4	83 H	Boston College	0 2	170 A	Pittsburgh	5 2
			48 N	Virginia Tech	4 10	87 A	Georgia Tech	1 0	170 A	Pittsburgh	12 7
			49 N	Stanford	5 11	87 A	Georgia Tech	5 4	170 A	Pittsburgh	11 4
						87 A	Georgia Tech	3 15	174 H	Binghamton	8 0
									174 H	Binghamton	9 6
									202 A	Virginia	14 3
									202 A	Virginia	8 0
									202 A	Virginia	13 1
									225 N	Austin Peay	9 0
									240 A	Canisius	3 4
									240 A	Canisius	8 0
									245 A	Colgate	11 1
									248 H	Niagara	5 0
			LAST 10 GAMES								
			48 N	Virginia Tech	4 10	240 A	Canisius	8 0			
			48 H	Virginia Tech	7 3	248 H	Niagara	5 0			
			48 H	Virginia Tech	5 4	7 A	Florida St.	1 9			
			48 H	Virginia Tech	0 10	7 A	Florida St.	1 7			
			240 A	Canisius	3 4	7 A	Florida St.	0 5			

Non-Div. I Games:

Syracuse

Average RPI Win:		144	WON-LOST RECORD		WINNING PCT. RANK		LAST 10 GAMES		STRENGTH OF SCHEDULE		OPP. STRENGTH OF SCHEDULE		TEAM RPI		ADJ RPI		CONF. RPI		ADJ CONF. RPI				
DIV. I ONLY			20-29-0		.40816 203		5-5-0		35		58		101		.52247 101		7		7				
DIV. I NON-CONF.			12-13-0		.48 154		3-1-0		29		52		79		.54152 81		7		8				
TOTALS		RPI 1-25		RPI 26-50				W-L RECORDS		RPI 51-100				RPI 101-150				RPI 150+					
20-29-0		0-3-0		3-12-0				OVERALL		4-10-0				5-1-0				8-3-0					
14-14-0		0-2-0		0-4-0				HOME		3-4-0				3-1-0				8-3-0					
3-13-0		0-1-0		2-7-0				AWAY		1-5-0				0-0-0				0-0-0					
3-2-0		0-0-0		1-1-0				NEUTRAL		0-1-0				2-0-0				0-0-0					
12-13-0		0-3-0		1-3-0				NON-CONFERENCE		3-5-0				3-0-0				5-2-0					
8-7-0		0-2-0		0-1-0				HOME		2-2-0				1-0-0				5-2-0					
1-4-0		0-1-0		0-0-				AWAY		1-2-0				0-0-0				0-0-0					
3-2-0		0-0-0		1-1-0				NEUTRAL		0-1-0				2-0-0				0-0-0					
8-16-0		0-0-0		2-9-0				CONFERENCE		1-5-0				2-1-0				3-1-0					
6-7-0		0-0-0		0-3-0				HOME		1-2-0				2-1-0				3-1-0					
2-9-0		0-0-0		2-6-0				AWAY		0-3-0				0-0-0				0-0-0					
0-0-0		0-0-0		0-0-0				NEUTRAL		0-0-0				0-0-0				0-0-0					
RPI	S	Opponent		Score		RPI	S	Opponent		Score		RPI	S	Opponent		Score		RPI	S	Opponent		Score	
1	A	Florida		0	6	27	A	UCF		2	4	51	A	FIU		3	5	114	H	Kennesaw St.		4	3
3	H	Alabama		2	6	28	N	DePaul		12	0	51	H	FIU		3	8	114	H	Kennesaw St.		4	3
25	H	Notre Dame		1	9	28	N	DePaul		0	5	51	H	FIU		0	1	114	H	Kennesaw St.		3	8
						29	A	USC Upstate		1	8	60	A	Ga. Southern		1	11	116	H	Southern Ill.		9	2
						29	A	USC Upstate		3	5	60	A	Ga. Southern		4	0	147	N	Maryland		6	2
						29	A	USC Upstate		0	6	81	H	North Carolina		3	1	147	N	Maryland		1	0
						32	A	Lipscomb		0	11	81	H	North Carolina		1	0	172	H	Marist		2	7
						32	A	Lipscomb		7	10	83	N	Boston College		0	5	172	H	Marist		10	8
						35	A	Stetson		6	4	84	A	North Florida		2	7	200	H	Bethune-Cookman		7	2
						35	A	Stetson		3	1	84	A	North Florida		3	4	200	H	Bethune-Cookman		2	1
						35	A	Stetson		3	8	84	A	North Florida		2	3	203	H	East Tenn. St.		3	4
						41	H	Mercer		1	6	89	H	FGCU		0	4	220	H	Florida A&M		3	7
						41	H	Mercer		0	2	89	H	FGCU		7	6	226	H	Mt. St. Mary's		6	1
						41	H	Mercer		3	6	89	H	FGCU		2	4	251	H	Ill.-Chicago		8	0
						43	H	Louisville		0	5							259	H	Northern Ky.		8	1
																		259	H	Northern Ky.		7	1
																		259	H	Northern Ky.		10	2
LAST 10 GAMES																							
						35	A	Stetson		3	8	203	H	East Tenn. St.		3	4						
						35	A	Stetson		6	4	60	A	Ga. Southern		4	0						
						35	A	Stetson		3	1	60	A	Ga. Southern		1	11						
						200	H	Bethune-Cookman		7	2	89	H	FGCU		0	4						
						200	H	Bethune-Cookman		2	1	89	H	FGCU		2	4						

Non-Div. I Games:

Jacksonville

Average RPI Win: 187		WON-LOST RECORD	WINNING PCT. RANK	LAST 10 GAMES	STRENGTH OF SCHEDULE	OPP. STRENGTH OF SCHEDULE	TEAM RPI	ADJ RPI	CONF. RPI	ADJ CONF. RPI					
Average RPI Loss: 133															
DIV. I ONLY		32-20-0	.61538	73	7-3-0	157	202	105	.52028	102	23	23			
DIV. I NON-CONF.		16-17-0	.48485	145	2-3-0	169	194	146	.48985	139	23	24			
<hr/>															
TOTALS		RPI 1-25		RPI 26-50		W-L RECORDS		RPI 51-100		RPI 101-150		RPI 150+			
32-20-0		0-0-0		1-1-0		OVERALL		3-7-0		3-4-0		25-8-0			
15-5-0		0-0-0		0-0-0		HOME		2-2-0		2-1-0		11-2-0			
8-8-0		0-0-0		1-1-0		AWAY		0-2-0		0-2-0		7-3-0			
9-7-0		0-0-0		0-0-0		NEUTRAL		1-3-0		1-1-0		7-3-0			
16-17-0		0-0-0		1-1-0		NON-CONFERENCE		3-7-0		1-3-0		11-6-0			
5-4-0		0-0-0		0-0-0		HOME		2-2-0		0-0-0		3-2-0			
2-6-0		0-0-0		1-0-		AWAY		0-2-0		0-2-0		1-1-0			
9-7-0		0-0-0		0-0-0		NEUTRAL		1-3-0		1-1-0		7-3-0			
16-3-0		0-0-0		0-0-0		CONFERENCE		0-0-0		2-1-0		14-2-0			
10-1-0		0-0-0		0-0-0		HOME		0-0-0		2-1-0		8-0-0			
6-2-0		0-0-0		0-0-0		AWAY		0-0-0		0-0-0		6-2-0			
0-0-0		0-0-0		0-0-0		NEUTRAL		0-0-0		0-0-0		0-0-0			
RPI	S	Opponent	Score	RPI	S	Opponent	Score	RPI	S	Opponent	Score	RPI	S	Opponent	Score
				50	A	Col. of Charleston	1 2	57	A	Coastal Caro.	1 2	113	N	Green Bay	1 3
				50	A	Col. of Charleston	3 2	70	N	Purdue	6 4	119	A	UTSA	4 7
								73	N	Omaha	5 14	119	A	UTSA	5 8
								83	A	Boston College	3 6	126	H	Central Conn. St.	3 2
								85	H	Albany (NY)	7 14	126	H	Central Conn. St.	2 10
								85	H	Albany (NY)	11 9	126	H	Central Conn. St.	7 2
								93	N	Furman	1 4	129	N	Buffalo	1 0
								95	N	Eastern Ill.	0 1	159	H	LIU Brooklyn	5 3
								98	H	Stony Brook	0 2	159	H	LIU Brooklyn	7 4
								98	H	Stony Brook	8 2	159	H	LIU Brooklyn	11 0
												159	H	LIU Brooklyn	6 2
												161	H	Maine	0 2
												161	H	Maine	7 1
												163	N	Appalachian St.	1 4
												163	N	Appalachian St.	6 0
												164	N	Boston U.	7 5
												164	N	Boston U.	3 8
												180	A	Robert Morris	4 2
												180	A	Robert Morris	5 8
												181	N	Saint Joseph's	2 1
												188	A	Fairleigh Dickinson	2 7
												188	A	Fairleigh Dickinson	12 1
				LAST 10 GAMES								188	A	Fairleigh Dickinson	12 1
				159	H	LIU Brooklyn	5 3	98	H	Stony Brook	0 2	191	A	Saint Francis (PA)	3 2
				126	H	Central Conn. St.	3 2	98	H	Stony Brook	8 2	191	A	Saint Francis (PA)	5 2
				159	H	LIU Brooklyn	7 4	226	H	Mt. St. Mary's	2 0	204	H	UConn	2 10
				161	H	Maine	0 2	226	H	Mt. St. Mary's	4 1	214	N	A&M-Corpus Christi	6 9
				161	H	Maine	7 1	204	H	UConn	2 10	214	N	A&M-Corpus Christi	8 2

Non-Div. I Games:

Bryant

RPI	S	Opponent	Score	
222	N	Seton Hall	7	5
226	H	Mt. St. Mary's	2	0
226	H	Mt. St. Mary's	4	1
242	H	Wagner	6	4
242	H	Wagner	6	2
255	H	UMass Lowell	2	0
255	H	UMass Lowell	7	3
265	A	Sacred Heart	4	3
265	A	Sacred Heart	5	0
271	A	Rhode Island	3	11
273	N	Yale	15	6
273	N	Yale	6	4
285	A	Brown	6	2

Bryant

B
r
y
a
n
t

B
r
y
a
n
t

Average RPI Win:		161	WON-LOST RECORD		WINNING PCT. RANK		LAST 10 GAMES		STRENGTH OF SCHEDULE		OPP. STRENGTH OF SCHEDULE		TEAM RPI		ADJ RPI		CONF. RPI		ADJ CONF. RPI					
DIV. I ONLY			33-22-0		.6		81		8-2-0		201		65		110		.51952		103		14		12	
DIV. I NON-CONF.			17-12-0		.58621		91		0-0-0		171		37		101		.52777		97		11		11	
TOTALS		RPI 1-25		RPI 26-50		W-L RECORDS		RPI 51-100		RPI 101-150		RPI 150+												
33-22-0		1-3-0		3-7-0		OVERALL		4-4-0		3-2-0		22-6-0												
20-14-0		1-3-0		2-4-0		HOME		3-3-0		3-2-0		11-2-0												
8-7-0		0-0-0		1-3-0		AWAY		1-1-0		0-0-0		6-3-0												
5-1-0		0-0-0		0-0-0		NEUTRAL		0-0-0		0-0-0		5-1-0												
17-12-0		0-3-0		2-5-0		NON-CONFERENCE		3-1-0		1-1-0		11-2-0												
11-9-0		0-3-0		2-4-0		HOME		2-0-0		1-1-0		6-1-0												
1-2-0		0-0-0		0-0-		AWAY		1-1-0		0-0-0		0-0-0												
5-1-0		0-0-0		0-0-0		NEUTRAL		0-0-0		0-0-0		5-1-0												
16-10-0		1-0-0		1-2-0		CONFERENCE		1-3-0		2-1-0		11-4-0												
9-5-0		1-0-0		0-0-0		HOME		1-3-0		2-1-0		5-1-0												
7-5-0		0-0-0		1-2-0		AWAY		0-0-0		0-0-0		6-3-0												
0-0-0		0-0-0		0-0-0		NEUTRAL		0-0-0		0-0-0		0-0-0												
RPI	S	Opponent		Score		RPI	S	Opponent		Score		RPI	S	Opponent		Score		RPI	S	Opponent		Score		
15	H	Kentucky		1	7	27	A	UCF		0	2	51	H	FIU		1	0	120	H	St. John's (NY)		2	3	
18	H	South Ala.		1	7	30	H	Mississippi St.		1	2	51	H	FIU		1	3	123	H	Marshall		5	8	
20	H	Michigan		0	1	30	H	Mississippi St.		0	5	51	H	FIU		2	3	123	H	Marshall		9	6	
24	H	Tulsa		1	0	31	H	South Carolina		1	8	63	H	Illinois		8	4	123	H	Marshall		4	0	
						33	H	Hofstra		2	7	66	H	Ohio St.		3	1	147	H	Maryland		4	0	
						40	A	UAB		3	1	74	H	North Texas		4	5	155	A	Charlotte		1	2	
						40	A	UAB		2	4	89	A	FGCU		3	1	155	A	Charlotte		4	3	
						40	A	UAB		3	4	89	A	FGCU		1	2	155	A	Charlotte		4	0	
						43	H	Louisville		3	0							157	H	Northern Ill.		2	3	
						48	H	Virginia Tech		1	0							159	H	LIU Brooklyn		4	0	
																		167	H	Southern Miss.		4	3	
																		167	H	Southern Miss.		7	2	
																		167	H	Southern Miss.		0	2	
																		171	H	Penn St.		3	2	
																		171	H	Penn St.		3	2	
																		185	H	UTEP		7	0	
																		185	H	UTEP		4	3	
																		185	H	UTEP		2	0	
																		198	H	Michigan St.		4	2	
																		198	H	Michigan St.		6	5	
																		204	H	UConn		9	2	
																		206	A	Louisiana Tech		1	3	
																		206	A	Louisiana Tech		0	4	
																		206	A	Louisiana Tech		7	2	
																		221	N	Loyola Marymount		5	0	
																		226	N	Mt. St. Mary's		0	1	
																		230	N	Temple		1	0	
LAST 10 GAMES																								

Non-Div. I Games:

Fla. Atlantic

RPI	S	Opponent	Score	
238	N	Villanova	3	0
254	A	Middle Tenn.	8	0
254	A	Middle Tenn.	5	0
254	A	Middle Tenn.	5	3
272	N	Quinnipiac	15	4
273	N	Yale	10	1

Fla. Atlantic

F
l
a
.
A
t
l
a
n
t
i
c

F
l
a
.
A
t
l
a
n
t
i
c

Average RPI Win: 177		WON-LOST	WINNING	LAST 10	STRENGTH OF		OPP. STRENGTH	TEAM	ADJ	CONF.	ADJ CONF.				
Average RPI Loss: 45		RECORD	PCT. RANK	GAMES	SCHEDULE		OF SCHEDULE	RPI	RPI	RPI	RPI				
DIV. I ONLY		22-31-0	.41509	197	1-9-0		42	46	102	.51892	104	1	1		
DIV. I NON-CONF.		19-10-0	.65517	62	1-0-0		225	234	118	.51064	119	1	1		
TOTALS		RPI 1-25	RPI 26-50		W-L RECORDS		RPI 51-100		RPI 101-150		RPI 150+				
22-31-0		1-17-0	1-5-0		OVERALL		2-5-0		5-2-0		13-2-0				
12-10-0		0-9-0	0-0-0		HOME		2-1-0		2-0-0		8-0-0				
5-17-0		1-8-0	0-4-0		AWAY		0-2-0		1-1-0		3-2-0				
5-4-0		0-0-0	1-1-0		NEUTRAL		0-2-0		2-1-0		2-0-0				
19-10-0		0-0-0	1-2-0		NON-CONFERENCE		0-4-0		5-2-0		13-2-0				
10-0-0		0-0-0	0-0-0		HOME		0-0-0		2-0-0		8-0-0				
4-6-0		0-0-0	0-0-		AWAY		0-2-0		1-1-0		3-2-0				
5-4-0		0-0-0	1-1-0		NEUTRAL		0-2-0		2-1-0		2-0-0				
3-21-0		1-17-0	0-3-0		CONFERENCE		2-1-0		0-0-0		0-0-0				
2-10-0		0-9-0	0-0-0		HOME		2-1-0		0-0-0		0-0-0				
1-11-0		1-8-0	0-3-0		AWAY		0-0-0		0-0-0		0-0-0				
0-0-0		0-0-0	0-0-0		NEUTRAL		0-0-0		0-0-0		0-0-0				
RPI S	Opponent	Score		RPI S	Opponent	Score		RPI S	Opponent	Score		RPI S	Opponent	Score	
1 A	Florida	2	0	28 N	DePaul	0	3	55 N	Fordham	3	4	129 H	Buffalo	8	0
1 A	Florida	3	10	31 A	South Carolina	6	7	61 A	Utah	2	6	135 N	Western Caro.	16	4
1 A	Florida	0	2	31 A	South Carolina	5	9	76 H	Arkansas	7	15	141 A	La.-Monroe	3	6
3 H	Alabama	2	10	31 A	South Carolina	5	13	76 H	Arkansas	11	4	141 A	La.-Monroe	11	1
3 H	Alabama	0	7	39 N	Kansas	6	2	76 H	Arkansas	13	6	143 N	Georgetown	2	9
3 H	Alabama	2	9	50 A	Col. of Charleston	0	2	79 N	Western Ky.	2	3	143 N	Georgetown	2	1
10 A	Missouri	1	9					89 A	FGCU	2	3	148 H	Saint Louis	5	3
10 A	Missouri	3	5									165 A	UT Martin	2	3
10 A	Missouri	0	2									165 H	UT Martin	3	2
13 A	Tennessee	3	5									167 A	Southern Miss.	7	4
13 A	Tennessee	1	5									167 A	Southern Miss.	4	3
13 A	Tennessee	6	11									197 N	Utah St.	5	0
15 H	Kentucky	1	3									206 H	Louisiana Tech	3	0
15 H	Kentucky	1	3									219 H	Bowling Green	2	0
15 H	Kentucky	4	11									227 H	Northern Colo.	2	0
19 H	LSU	1	10									241 A	Southeastern La.	2	3
19 H	LSU	1	3									241 A	Southeastern La.	9	0
19 H	LSU	4	13									257 N	Liberty	5	1
												289 H	Ark.-Pine Bluff	17	0
												289 H	Ark.-Pine Bluff	5	2
												293 H	Alcorn	18	5
												293 H	Alcorn	13	1
LAST 10 GAMES															
13 A	Tennessee	1	5	19 H	LSU	1	10								
13 A	Tennessee	3	5	10 A	Missouri	1	9								
13 A	Tennessee	6	11	10 A	Missouri	3	5								
19 H	LSU	4	13	10 A	Missouri	0	2								
19 H	LSU	1	3	293 H	Alcorn	18	5								

Non-Div. I Games:

Ole Miss

Average RPI Win: 159		WON-LOST	WINNING	LAST 10	STRENGTH OF		OPP. STRENGTH	TEAM	ADJ	CONF.	ADJ CONF.								
Average RPI Loss: 79		RECORD	PCT. RANK	GAMES	SCHEDULE		OF SCHEDULE	RPI	RPI	RPI	RPI								
DIV. I ONLY		31-26-0	.54386	115	3-7-0		129	83	104	.51884	105	8	9						
DIV. I NON-CONF.		23-13-0	.63889	72	0-0-0		176	95	93	.53007	95	9	9						
TOTALS		RPI 1-25	RPI 26-50		W-L RECORDS		RPI 51-100		RPI 101-150		RPI 150+								
31-26-0		0-4-0	0-4-0		OVERALL		7-11-0		9-3-0		15-4-0								
14-12-0		0-0-0	0-3-0		HOME		2-6-0		6-2-0		6-1-0								
9-6-0		0-1-0	0-1-0		AWAY		1-2-0		2-1-0		6-1-0								
8-8-0		0-3-0	0-0-0		NEUTRAL		4-3-0		1-0-0		3-2-0								
23-13-0		0-4-0	0-1-0		NON-CONFERENCE		6-3-0		5-1-0		12-4-0								
12-2-0		0-0-0	0-0-0		HOME		2-0-0		4-1-0		6-1-0								
3-3-0		0-1-0	0-0-		AWAY		0-0-0		0-0-0		3-1-0								
8-8-0		0-3-0	0-0-0		NEUTRAL		4-3-0		1-0-0		3-2-0								
8-13-0		0-0-0	0-3-0		CONFERENCE		1-8-0		4-2-0		3-0-0								
2-10-0		0-0-0	0-3-0		HOME		0-6-0		2-1-0		0-0-0								
6-3-0		0-0-0	0-0-0		AWAY		1-2-0		2-1-0		3-0-0								
0-0-0		0-0-0	0-0-0		NEUTRAL		0-0-0		0-0-0		0-0-0								
RPI	S	Opponent	Score		RPI	S	Opponent	Score		RPI	S	Opponent	Score						
1	N	Florida	0	6	42	H	Long Beach St.	0	8	53	H	Cal St. Fullerton	1	14	108	N	San Diego	4	2
4	A	UCLA	0	8	42	H	Long Beach St.	0	10	53	H	Cal St. Fullerton	0	2	109	A	Hawaii	11	6
5	N	Oregon	1	12	42	H	Long Beach St.	3	8	53	H	Cal St. Fullerton	1	10	109	A	Hawaii	3	7
22	N	Texas A&M	0	12	45	A	San Diego St.	0	5	56	H	UC Santa Barbara	2	6	109	A	Hawaii	5	0
										56	H	UC Santa Barbara	7	8	136	H	Harvard	4	1
										56	H	UC Santa Barbara	3	8	137	H	UC Davis	4	5
										58	N	Oklahoma St.	0	4	137	H	UC Davis	4	0
										66	N	Ohio St.	0	9	137	H	UC Davis	5	1
										71	H	Oregon St.	6	2	143	H	Georgetown	2	1
										71	N	Oregon St.	3	2	144	H	Charleston So.	1	2
										72	A	Cal Poly	2	1	145	H	Grand Canyon	2	0
										72	A	Cal Poly	0	1	145	H	Grand Canyon	8	1
										72	A	Cal Poly	5	6	159	N	LIU Brooklyn	2	5
										78	N	Colorado St.	4	2	177	H	Pacific	7	5
										80	N	San Jose St.	4	11	177	H	Pacific	1	4
										82	N	Boise St.	12	2	179	A	UC Riverside	3	2
										88	H	Rutgers	7	5	179	A	UC Riverside	8	0
										92	N	UNLV	4	2	179	A	UC Riverside	9	3
															184	N	New Mexico	5	2
															197	H	Utah St.	5	4
															197	H	Utah St.	2	1
															210	N	Western Mich.	5	11
															221	A	Loyola Marymount	7	5
															221	A	Loyola Marymount	9	1
															233	N	Toledo	9	8
															246	A	Bakersfield	5	0
															246	A	Bakersfield	0	3
LAST 10 GAMES					LAST 10 GAMES					LAST 10 GAMES					LAST 10 GAMES				

Non-Div. I Games:

Cal St. Northridge

RPI	S	Opponent	Score	
246	H	Bakersfield	4	2
246	H	Bakersfield	5	2
249	N	Seattle	4	3
263	H	Portland St.	5	3

Cal St. Northridge,
i
d
g
e

C
a
l
S
t
.
N
o
r
t
h
r
i
d
g
e

Average RPI Win: 134		WON-LOST	WINNING	LAST 10	STRENGTH OF		OPP. STRENGTH	TEAM	ADJ	CONF.	ADJ CONF.				
Average RPI Loss: 69		RECORD	PCT. RANK	GAMES	SCHEDULE		OF SCHEDULE	RPI	RPI	RPI	RPI				
DIV. I ONLY		25-30-0	.45455	173	5-5-0		75	43	108	.5186	106	4	4		
DIV. I NON-CONF.		16-17-0	.48485	145	0-1-0		110	56	117	.5146	114	6	6		
<hr/>															
TOTALS		RPI 1-25	RPI 26-50		W-L RECORDS		RPI 51-100		RPI 101-150		RPI 150+				
25-30-0		2-7-0	1-3-0		OVERALL		4-14-0		11-4-0		7-2-0				
16-8-0		2-2-0	0-1-0		HOME		1-3-0		8-1-0		5-1-0				
3-16-0		0-4-0	1-1-0		AWAY		1-10-0		1-1-0		0-0-0				
6-6-0		0-1-0	0-1-0		NEUTRAL		2-1-0		2-2-0		2-1-0				
16-17-0		0-3-0	1-3-0		NON-CONFERENCE		2-7-0		6-2-0		7-2-0				
8-4-0		0-1-0	0-1-0		HOME		0-1-0		3-0-0		5-1-0				
2-8-0		0-1-0	1-0-		AWAY		0-5-0		1-1-0		0-0-0				
6-5-0		0-1-0	0-1-0		NEUTRAL		2-1-0		2-1-0		2-1-0				
9-13-0		2-4-0	0-0-0		CONFERENCE		2-7-0		5-2-0		0-0-0				
8-4-0		2-1-0	0-0-0		HOME		1-2-0		5-1-0		0-0-0				
1-8-0		0-3-0	0-0-0		AWAY		1-5-0		0-0-0		0-0-0				
0-1-0		0-0-0	0-0-0		NEUTRAL		0-0-0		0-1-0		0-0-0				
RPI S	Opponent	Score		RPI S	Opponent	Score		RPI S	Opponent	Score		RPI S	Opponent	Score	
6 A	La.-Lafayette	2	5	26 A	Texas	7	19	52 A	Texas Tech	2	7	107 H	Iowa	4	0
6 A	La.-Lafayette	3	8	26 H	Texas	6	15	52 A	Texas Tech	3	5	115 N	South Dakota	4	7
6 A	La.-Lafayette	2	5	30 N	Mississippi St.	1	2	52 A	Texas Tech	2	3	116 A	Southern Ill.	9	0
12 A	Baylor	0	2	45 A	San Diego St.	4	2	53 N	Cal St. Fullerton	2	4	119 A	UTSA	6	9
12 N	Baylor	1	11					65 A	Georgia St.	1	8	119 H	UTSA	8	0
18 H	South Ala.	4	1					65 A	Georgia St.	2	3	134 H	Texas-Arlington	9	1
18 H	South Ala.	4	3					65 A	Georgia St.	2	10	134 H	Texas-Arlington	5	2
18 H	South Ala.	0	8					67 N	California	4	3	134 H	Texas-Arlington	9	1
22 H	Texas A&M	2	9					74 A	North Texas	1	3	134 N	Texas-Arlington	1	5
								74 A	North Texas	0	1	140 H	Sam Houston St.	8	3
								75 H	Ball St.	2	7	140 N	Sam Houston St.	4	2
								79 H	Western Ky.	1	6	141 H	La.-Monroe	2	3
								79 H	Western Ky.	11	2	141 H	La.-Monroe	14	11
								79 H	Western Ky.	0	1	141 H	La.-Monroe	8	0
								94 N	Ohio	3	2	150 N	St. Mary's (CA)	3	0
								96 A	Troy	0	2	151 N	Memphis	2	0
								96 A	Troy	0	1	175 H	Stephen F. Austin	4	3
								96 A	Troy	8	1	209 H	Houston Baptist	7	6
												212 N	Nicholls St.	2	6
												213 H	Lamar	10	1
												214 H	A&M-Corpus Christi	0	2
												214 H	A&M-Corpus Christi	13	0
												214 H	A&M-Corpus Christi	13	0
												291 N	Prairie View	6	0
LAST 10 GAMES				134 N	Texas-Arlington	1	5	96 A	Troy	8	1				
				134 H	Texas-Arlington	9	1	96 A	Troy	0	1				
				134 H	Texas-Arlington	5	2	26 H	Texas	6	15				
				134 H	Texas-Arlington	9	1	79 H	Western Ky.	11	2				
				96 A	Troy	0	2	79 H	Western Ky.	0	1				

Non-Div. I Games: Abilene Christian 8 3

Texas St.

Average RPI Win: 98		WON-LOST RECORD		WINNING PCT. RANK		LAST 10 GAMES		STRENGTH OF SCHEDULE		OPP. STRENGTH OF SCHEDULE		TEAM RPI		ADJ RPI		CONF. RPI		ADJ CONF. RPI	
DIV. I ONLY		16-30-1		.35106 232		3-6-1		41		21		119		.51825 107		5		5	
DIV. I NON-CONF.		7-15-1		.32609 221		0-1-1		12		3		108		.52531 100		4		4	
TOTALS		RPI 1-25		RPI 26-50		W-L RECORDS		RPI 51-100		RPI 101-150		RPI 150+							
16-30-1		2-7-0		4-11-0		OVERALL		3-7-0		1-1-1		6-4-0							
5-10-0		2-2-0		1-2-0		HOME		1-3-0		0-0-0		1-3-0							
7-14-1		0-4-0		3-7-0		AWAY		2-1-0		0-1-1		2-1-0							
4-6-0		0-1-0		0-2-0		NEUTRAL		0-3-0		1-0-0		3-0-0							
7-15-1		2-2-0		1-8-0		NON-CONFERENCE		0-3-0		1-1-1		3-1-0							
2-2-0		2-0-0		0-0-0		HOME		0-1-0		0-0-0		0-1-0							
1-8-1		0-1-0		1-0-		AWAY		0-0-0		0-1-1		0-0-0							
4-5-0		0-1-0		0-2-0		NEUTRAL		0-2-0		1-0-0		3-0-0							
9-15-0		0-5-0		3-3-0		CONFERENCE		3-4-0		0-0-0		3-3-0							
3-8-0		0-2-0		1-2-0		HOME		1-2-0		0-0-0		1-2-0							
6-6-0		0-3-0		2-1-0		AWAY		2-1-0		0-0-0		2-1-0							
0-1-0		0-0-0		0-0-0		NEUTRAL		0-1-0		0-0-0		0-0-0							
RPI	S	Opponent		Score		RPI	S	Opponent		Score		RPI	S	Opponent		Score			
10	H	Missouri		13 9		26	A	Texas		0 3		63	A	Illinois		10 7			
10	H	Missouri		3 1		26	A	Texas		6 5		63	A	Illinois		3 4			
10	N	Missouri		1 2		26	A	Texas		1 9		63	A	Illinois		4 3			
12	A	Baylor		0 2		30	A	Mississippi St.		0 2		63	N	Illinois		0 6			
16	H	Minnesota		0 7		30	A	Mississippi St.		0 5		64	N	Longwood		1 4			
16	H	Minnesota		0 2		30	A	Mississippi St.		1 9		66	H	Ohio St.		3 2			
21	A	Nebraska		0 18		31	A	South Carolina		0 1		66	H	Ohio St.		3 6			
21	A	Nebraska		2 5		32	N	Lipscomb		0 10		66	H	Ohio St.		6 7			
21	A	Nebraska		1 9		36	A	Wisconsin		4 8		94	N	Ohio		6 9			
						36	A	Wisconsin		4 1		97	H	UNI		8 9			
						36	A	Wisconsin		4 1									
						38	H	Northwestern		4 3									
						38	H	Northwestern		4 6									
						38	H	Northwestern		1 4									
						40	N	UAB		1 6									
						LAST 10 GAMES													
						63	N	Illinois		0 6		183	A	Indiana		3 2			
						66	H	Ohio St.		3 2		183	A	Indiana		1 9			
						66	H	Ohio St.		6 7		183	A	Indiana		1 0			
						66	H	Ohio St.		3 6		124	A	Iowa St.		6 6			
						97	H	UNI		8 9		198	H	Michigan St.		0 4			

Non-Div. I Games:

Iowa

Average RPI Win:	174	WON-LOST	WINNING	LAST 10	STRENGTH OF	OPP. STRENGTH	TEAM	ADJ	CONF.	ADJ CONF.									
Average RPI Loss:	106	RECORD	PCT. RANK	GAMES	SCHEDULE	OF SCHEDULE	RPI	RPI	RPI	RPI									
DIV. I ONLY		26-21-0	.55319	108	8-2-0	122	165	109	.51822	108	19	18							
DIV. I NON-CONF.		16-16-0	.5	138	1-0-0	70	165	104	.52281	103	17	17							
<hr/>																			
TOTALS	RPI 1-25	RPI 26-50		W-L RECORDS		RPI 51-100		RPI 101-150		RPI 150+									
26-21-0	0-2-0	1-2-0		OVERALL		3-5-0		5-8-0		17-4-0									
15-10-0	0-0-0	1-2-0		HOME		2-3-0		3-4-0		9-1-0									
7-3-0	0-0-0	0-0-0		AWAY		1-1-0		0-0-0		6-2-0									
4-8-0	0-2-0	0-0-0		NEUTRAL		0-1-0		2-4-0		2-1-0									
<hr/>																			
16-16-0	0-2-0	1-2-0		NON-CONFERENCE		2-3-0		3-7-0		10-2-0									
9-7-0	0-0-0	1-2-0		HOME		1-1-0		1-3-0		6-1-0									
3-1-0	0-0-0	0-0-		AWAY		1-1-0		0-0-0		2-0-0									
4-8-0	0-2-0	0-0-0		NEUTRAL		0-1-0		2-4-0		2-1-0									
<hr/>																			
10-5-0	0-0-0	0-0-0		CONFERENCE		1-2-0		2-1-0		7-2-0									
6-3-0	0-0-0	0-0-0		HOME		1-2-0		2-1-0		3-0-0									
4-2-0	0-0-0	0-0-0		AWAY		0-0-0		0-0-0		4-2-0									
0-0-0	0-0-0	0-0-0		NEUTRAL		0-0-0		0-0-0		0-0-0									
<hr/>																			
RPI S	Opponent	Score		RPI S	Opponent	Score		RPI S	Opponent	Score									
12 N	Baylor	1	9	42 H	Long Beach St.	6	7	53 A	Cal St. Fullerton	2	4	105 N	Cal St. Northridge	2	4				
14 N	Washington	0	3	42 H	Long Beach St.	2	3	56 H	UC Santa Barbara	1	2	121 H	Lehigh	0	2				
				45 H	San Diego St.	5	0	56 H	UC Santa Barbara	2	0	121 H	Lehigh	2	1				
								76 N	Arkansas	1	10	124 N	Iowa St.	4	5				
								77 H	BYU	3	4	124 N	Iowa St.	2	3				
								77 H	BYU	1	2	125 N	Idaho St.	2	5				
								77 H	BYU	4	0	125 N	Idaho St.	3	2				
								92 A	UNLV	8	4	137 N	UC Davis	5	2				
												142 H	Dartmouth	6	9				
												145 H	Grand Canyon	1	3				
												150 H	St. Mary's (CA)	3	2				
												150 H	St. Mary's (CA)	0	3				
												150 H	St. Mary's (CA)	4	0				
												177 A	Pacific	0	2				
												177 A	Pacific	4	2				
												177 A	Pacific	1	3				
												179 A	UC Riverside	6	3				
												179 A	UC Riverside	3	2				
												182 H	Weber St.	4	2				
												182 H	Weber St.	6	1				
												182 H	Weber St.	7	4				
												188 H	Fairleigh Dickinson	2	1				
												188 H	Fairleigh Dickinson	2	3				
												189 N	Sacramento St.	13	2				
												189 N	Sacramento St.	0	7				
												197 N	Utah St.	2	0				
												221 H	Loyola Marymount	6	1				
												221 H	Loyola Marymount	2	1				
<hr/>																			
				LAST 10 GAMES															
				250 A Santa Clara				6 1				177 A Pacific				4 2			
				250 A Santa Clara				3 2				177 A Pacific				0 2			
				250 A Santa Clara				5 4				221 H Loyola Marymount				3 2			
				45 H San Diego St.				5 0				221 H Loyola Marymount				6 1			
				177 A Pacific				1 3				221 H Loyola Marymount				2 1			
<hr/>																			

Non-Div. I Games:

San Diego

RPI	S	Opponent	Score	
221	H	Loyola Marymount	2	1
221	H	Loyola Marymount	3	2
249	H	Seattle	6	2
249	H	Seattle	9	0
250	A	Santa Clara	6	1
250	A	Santa Clara	5	4
250	A	Santa Clara	3	2

San Diego

S
a
n
D
i
e
g
o

S
a
n
D
i
e
g
o

Average RPI Win: 159		WON-LOST RECORD		WINNING PCT. RANK		LAST 10 GAMES		STRENGTH OF SCHEDULE		OPP. STRENGTH OF SCHEDULE		TEAM RPI		ADJ RPI		CONF. RPI		ADJ CONF. RPI	
DIV. I ONLY		22-28-0		.44 183		3-7-0		57		76		107		.51795 109		8		9	
DIV. I NON-CONF.		15-14-0		.51724 132		0-0-0		60		72		87		.53493 88		9		9	
TOTALS		RPI 1-25		RPI 26-50		W-L RECORDS		RPI 51-100		RPI 101-150		RPI 150+							
22-28-0		0-7-0		0-3-0		OVERALL		5-11-0		4-6-0		13-1-0							
11-19-0		0-6-0		0-0-0		HOME		3-9-0		3-3-0		5-1-0							
6-7-0		0-0-0		0-3-0		AWAY		1-2-0		1-2-0		4-0-0							
5-2-0		0-1-0		0-0-0		NEUTRAL		1-0-0		0-1-0		4-0-0							
15-14-0		0-7-0		0-0-0		NON-CONFERENCE		3-4-0		2-2-0		10-1-0							
9-12-0		0-6-0		0-0-0		HOME		2-4-0		2-1-0		5-1-0							
1-0-0		0-0-0		0-0-		AWAY		0-0-0		0-0-0		1-0-0							
5-2-0		0-1-0		0-0-0		NEUTRAL		1-0-0		0-1-0		4-0-0							
7-14-0		0-0-0		0-3-0		CONFERENCE		2-7-0		2-4-0		3-0-0							
2-7-0		0-0-0		0-0-0		HOME		1-5-0		1-2-0		0-0-0							
5-7-0		0-0-0		0-3-0		AWAY		1-2-0		1-2-0		3-0-0							
0-0-0		0-0-0		0-0-0		NEUTRAL		0-0-0		0-0-0		0-0-0							
RPI S	Opponent		Score		RPI S	Opponent		Score		RPI S	Opponent		Score		RPI S	Opponent		Score	
1 N	Florida		1	11	42 A	Long Beach St.		2	8	53 H	Cal St. Fullerton		3	12	105 H	Cal St. Northridge		0	5
4 H	UCLA		1	4	42 A	Long Beach St.		0	3	53 H	Cal St. Fullerton		6	5	105 H	Cal St. Northridge		7	3
4 H	UCLA		2	7	42 A	Long Beach St.		3	5	53 H	Cal St. Fullerton		3	5	105 H	Cal St. Northridge		6	11
5 H	Oregon		4	12					56 A	UC Santa Barbara		8	9	127 N	Nevada		2	11	
5 H	Oregon		0	3					56 A	UC Santa Barbara		4	6	137 A	UC Davis		1	5	
23 H	James Madison		0	8					56 A	UC Santa Barbara		9	8	137 A	UC Davis		2	0	
23 H	James Madison		0	6					61 N	Utah		11	7	137 A	UC Davis		3	4	
									67 H	California		1	10	146 H	Delaware		7	0	
									67 H	California		6	2	150 H	St. Mary's (CA)		6	0	
									72 H	Cal Poly		4	6	150 H	St. Mary's (CA)		2	3	
									72 H	Cal Poly		1	4	177 H	Pacific		8	7	
									72 H	Cal Poly		6	7	177 H	Pacific		2	4	
									77 H	BYU		1	3	179 A	UC Riverside		7	3	
									80 H	San Jose St.		11	9	179 A	UC Riverside		8	7	
									81 H	North Carolina		0	9	179 A	UC Riverside		4	1	
									81 H	North Carolina		3	9	185 N	UTEP		10	5	
														193 H	Hampton		9	1	
														193 H	Hampton		2	0	
														194 H	Valparaiso		8	0	
														194 H	Valparaiso		8	4	
														221 A	Loyola Marymount		4	3	
														247 N	UMKC		7	4	
														249 N	Seattle		9	8	
														263 N	Portland St.		13	12	
				LAST 10 GAMES															
				137 A	UC Davis		2	0	105 H	Cal St. Northridge		6	11						
				137 A	UC Davis		1	5	56 A	UC Santa Barbara		4	6						
				137 A	UC Davis		3	4	56 A	UC Santa Barbara		8	9						
				105 H	Cal St. Northridge		0	5	56 A	UC Santa Barbara		9	8						
				105 H	Cal St. Northridge		7	3	72 H	Cal Poly		1	4						

Non-Div. I Games:

Hawaii

[illegible]

Non-Div. I Games:

Winthrop

W
i
n
t
h
r
o
p

W
i
n
t
h
r
o
p

Winthrop

[illegible]

Non-Div. I Games:

Samford

RPI	S	Opponent	Score	
254	A	Middle Tenn.	9	7
254	A	Middle Tenn.	1	6
266	H	Belmont	9	3
266	H	Belmont	8	18
270	N	Mississippi Val.	10	0
270	N	Mississippi Val.	9	4
276	A	N.C. A&T	18	0
277	H	Alabama St.	9	1
282	N	Saint Peter's	17	1
284	A	Southern U.	19	2
284	A	Southern U.	9	0
286	N	UMES	17	1

S
a
m
f
o
r
d

S
a
m
f
o
r
d

Samford

Average RPI Win: 184		WON-LOST	WINNING	LAST 10	STRENGTH OF		OPP. STRENGTH	TEAM	ADJ	CONF.	ADJ CONF.
Average RPI Loss: 105		RECORD	PCT. RANK	GAMES	SCHEDULE		OF SCHEDULE	RPI	RPI	RPI	RPI
DIV. I ONLY		32-23-0	.58182	92	7-3-0		159	160	112	.51704	112
DIV. I NON-CONF.		14-13-0	.51852	130	1-0-0		141	78	119	.51525	112
TOTALS		RPI 1-25	RPI 26-50		W-L RECORDS		RPI 51-100		RPI 101-150		RPI 150+
32-23-0		0-4-0	1-3-0		OVERALL		8-6-0		2-4-0		21-6-0
10-6-0		0-0-0	0-0-0		HOME		5-3-0		1-1-0		4-2-0
11-9-0		0-3-0	0-1-0		AWAY		1-0-0		0-3-0		10-2-0
11-8-0		0-1-0	1-2-0		NEUTRAL		2-3-0		1-0-0		7-2-0
14-13-0		0-4-0	1-3-0		NON-CONFERENCE		2-3-0		0-1-0		11-2-0
2-1-0		0-0-0	0-0-0		HOME		0-1-0		0-0-0		2-0-0
2-5-0		0-3-0	0-0-		AWAY		0-0-0		0-1-0		2-0-0
10-7-0		0-1-0	1-2-0		NEUTRAL		2-2-0		0-0-0		7-2-0
18-10-0		0-0-0	0-0-0		CONFERENCE		6-3-0		2-3-0		10-4-0
8-5-0		0-0-0	0-0-0		HOME		5-2-0		1-1-0		2-2-0
9-4-0		0-0-0	0-0-0		AWAY		1-0-0		0-2-0		8-2-0
1-1-0		0-0-0	0-0-0		NEUTRAL		0-1-0		1-0-0		0-0-0
RPI S	Opponent	Score		RPI S	Opponent	Score		RPI S	Opponent	Score	
16 N	Minnesota	2	8	32 N	Lipscomb	2	7	54 N	IPFW	1	0
17 A	Auburn	7	11	39 N	Kansas	2	3	54 N	IPFW	0	4
17 A	Auburn	0	10	39 N	Kansas	5	4	58 N	Oklahoma St.	10	6
19 A	LSU	2	10	40 A	UAB	2	5	75 N	Ball St.	3	5
								79 H	Western Ky.	2	3
								90 H	SIU Edwardsville	5	4
								90 H	SIU Edwardsville	7	2
								90 N	SIU Edwardsville	1	12
								95 H	Eastern Ill.	6	4
								95 H	Eastern Ill.	1	7
								95 H	Eastern Ill.	0	3
								99 A	Jacksonville St.	5	4
								99 H	Jacksonville St.	6	5
								99 H	Jacksonville St.	5	0
				LAST 10 GAMES							
				90 N	SIU Edwardsville	1	12	269 A	Southeast Mo. St.	1	0
				99 A	Jacksonville St.	5	4	151 A	Memphis	4	3
				132 N	Eastern Ky.	7	6	90 H	SIU Edwardsville	7	2
				269 A	Southeast Mo. St.	3	5	90 H	SIU Edwardsville	5	4
				269 A	Southeast Mo. St.	5	4	252 A	Morehead St.	0	1
								258 N	South Dakota St.	7	6
								258 N	South Dakota St.	11	0
								266 H	Belmont	5	0

Non-Div. I Games:

Murray St.

M
u
r
r
a
y
s
t
.

M
u
r
r
a
y
s
t
.

Murray St.

Average RPI Win:	195	WON-LOST RECORD	WINNING PCT. RANK	LAST 10 GAMES	STRENGTH OF SCHEDULE	OPP. STRENGTH OF SCHEDULE	TEAM RPI	ADJ RPI	CONF. RPI	ADJ CONF. RPI				
Average RPI Loss:	144													
DIV. I ONLY		25-12-0	.67568 44	9-1-0	215	223	106	.5166 113	26	26				
DIV. I NON-CONF.		11-7-0	.61111 79	0-0-0	174	144	103	.51947 106	27	27				
<hr/>														
TOTALS	RPI 1-25	RPI 26-50		W-L RECORDS		RPI 51-100		RPI 101-150		RPI 150+				
25-12-0	0-0-0	0-2-0		OVERALL		2-1-0		3-2-0		20-7-0				
7-2-0	0-0-0	0-0-0		HOME		0-0-0		0-0-0		7-2-0				
6-6-0	0-0-0	0-2-0		AWAY		1-0-0		1-1-0		4-3-0				
12-4-0	0-0-0	0-0-0		NEUTRAL		1-1-0		2-1-0		9-2-0				
<hr/>														
11-7-0	0-0-0	0-2-0		NON-CONFERENCE		2-1-0		3-2-0		6-2-0				
0-0-0	0-0-0	0-0-0		HOME		0-0-0		0-0-0		0-0-0				
2-3-0	0-0-0	0-0-		AWAY		1-0-0		1-1-0		0-0-0				
9-4-0	0-0-0	0-0-0		NEUTRAL		1-1-0		2-1-0		6-2-0				
<hr/>														
14-5-0	0-0-0	0-0-0		CONFERENCE		0-0-0		0-0-0		14-5-0				
7-2-0	0-0-0	0-0-0		HOME		0-0-0		0-0-0		7-2-0				
4-3-0	0-0-0	0-0-0		AWAY		0-0-0		0-0-0		4-3-0				
3-0-0	0-0-0	0-0-0		NEUTRAL		0-0-0		0-0-0		3-0-0				
<hr/>														
RPI S	Opponent	Score	RPI S	Opponent	Score	RPI S	Opponent	Score	RPI S	Opponent	Score			
36	A	Wisconsin	8	9	70	N	Purdue	0	5	102	N	Bryant	3	1
36	A	Wisconsin	2	5	79	A	Western Ky.	6	5	128	A	IUPUI	7	5
					97	N	UNI	3	1	128	A	IUPUI	3	4
										128	N	IUPUI	0	3
										129	N	Buffalo	4	2
										159	N	LIU Brooklyn	9	3
										173	N	Iona	4	11
										173	N	Iona	3	5
										178	N	Indiana St.	4	2
										187	A	Cleveland St.	1	2
										187	A	Cleveland St.	6	7
										187	A	Cleveland St.	13	3
										194	H	Valparaiso	3	1
										194	H	Valparaiso	5	0
										194	H	Valparaiso	3	7
										194	N	Valparaiso	9	1
										194	N	Valparaiso	9	0
										195	H	Youngstown St.	2	0
										195	H	Youngstown St.	0	2
										195	H	Youngstown St.	5	2
										195	N	Youngstown St.	5	2
										199	N	Army	4	0
										204	N	UConn	3	1
										215	A	Wright St.	9	4
										215	A	Wright St.	3	5
										251	H	Ill.-Chicago	3	1
										251	H	Ill.-Chicago	5	2
										275	A	Detroit	7	6
										251	H	Ill.-Chicago	3	1
										251	H	Ill.-Chicago	5	2
										251	H	Ill.-Chicago	3	1
										2				

Non-Div. I Games:	Wis.-Parkside	12	2	Wis.-Parkside	12	1
--------------------------	----------------------	-----------	----------	----------------------	-----------	----------

Green Bay

RPI	S	Opponent	Score	
251	H	Ill.-Chicago	5	4
272	N	Quinnipiac	3	2
273	N	Yale	2	0
275	A	Detroit	7	6
275	A	Detroit	3	2

Green Bay

G
r
e
e
n
B
a
y

G
r
e
e
n
B
a
y

Average RPI Win:		135	WON-LOST		WINNING		LAST 10		STRENGTH OF		OPP. STRENGTH		TEAM	ADJ		CONF.	ADJ CONF.	
Average RPI Loss:		78	RECORD		PCT. RANK		GAMES		SCHEDULE		OF SCHEDULE		RPI	RPI		RPI	RPI	
DIV. I ONLY			24-29-0		.45283		175		2-8-0		82		44		113		.51235	
DIV. I NON-CONF.			11-15-0		.42308		178		0-3-0		108		33		128		.49915	
TOTALS		RPI 1-25		RPI 26-50		W-L RECORDS		RPI 51-100		RPI 101-150		RPI 150+						
24-29-0		0-3-0		5-10-0		OVERALL		7-10-0		3-3-0		9-3-0						
15-11-0		0-2-0		5-3-0		HOME		6-4-0		2-1-0		2-1-0						
5-12-0		0-0-0		0-5-0		AWAY		1-5-0		1-2-0		3-0-0						
4-6-0		0-1-0		0-2-0		NEUTRAL		0-1-0		0-0-0		4-2-0						
11-15-0		0-3-0		1-3-0		NON-CONFERENCE		4-6-0		2-1-0		4-2-0						
7-6-0		0-2-0		1-0-0		HOME		4-3-0		2-1-0		0-0-0						
0-5-0		0-0-0		0-0-		AWAY		0-3-0		0-0-0		0-0-0						
4-4-0		0-1-0		0-1-0		NEUTRAL		0-0-0		0-0-0		4-2-0						
13-14-0		0-0-0		4-7-0		CONFERENCE		3-4-0		1-2-0		5-1-0						
8-5-0		0-0-0		4-3-0		HOME		2-1-0		0-0-0		2-1-0						
5-7-0		0-0-0		0-3-0		AWAY		1-2-0		1-2-0		3-0-0						
0-2-0		0-0-0		0-1-0		NEUTRAL		0-1-0		0-0-0		0-0-0						
RPI	S	Opponent		Score		RPI	S	Opponent		Score		RPI	S	Opponent		Score		
3	N	Alabama		0	6	29	A	USC Upstate		1	2	60	H	Ga. Southern		0	2	
24	H	Tulsa		1	6	30	H	Mississippi St.		2	1	65	A	Georgia St.		5	7	
24	H	Tulsa		0	1	32	H	Lipscomb		0	5	65	H	Georgia St.		0	8	
						32	H	Lipscomb		0	2	65	H	Georgia St.		7	6	
						32	H	Lipscomb		8	7	84	H	North Florida		5	3	
						35	H	Stetson		3	0	84	H	North Florida		10	8	
						35	H	Stetson		0	11	84	H	North Florida		0	1	
						35	H	Stetson		4	0	87	A	Georgia Tech		0	8	
						40	A	UAB		1	7	87	H	Georgia Tech		8	3	
						40	A	UAB		1	5	89	A	FGCU		1	3	
						41	A	Mercer		0	1	89	A	FGCU		2	1	
						41	A	Mercer		9	10	89	A	FGCU		1	3	
						41	H	Mercer		5	4	89	N	FGCU		3	5	
						41	N	Mercer		4	5	93	H	Furman		3	1	
						49	N	Stanford		0	8	93	H	Furman		3	5	
												96	A	Troy		0	5	
												98	H	Stony Brook		4	0	
LAST 10 GAMES																		
						89	N	FGCU		3	5	87	A	Georgia Tech		0	8	
						41	N	Mercer		4	5	29	A	USC Upstate		1	2	
						203	H	East Tenn. St.		4	1	40	A	UAB		1	7	
						203	H	East Tenn. St.		8	0	40	A	UAB		1	5	
						203	H	East Tenn. St.		5	12	35	H	Stetson		0	11	

Non-Div. I Games:

Kennesaw St.

Average RPI Win:	189	WON-LOST	WINNING	LAST 10	STRENGTH OF	OPP. STRENGTH	TEAM	ADJ	CONF.	ADJ CONF.			
Average RPI Loss:	93	RECORD	PCT. RANK	GAMES	SCHEDULE	OF SCHEDULE	RPI	RPI	RPI	RPI			
DIV. I ONLY	29-22-0	.56863	98	4-6-0	156	168	115	.51228	115	13	13		
DIV. I NON-CONF.	19-12-0	.6129	76	0-1-0	206	231	124	.50832	122	15	15		
<hr/>													
TOTALS	RPI 1-25	RPI 26-50		W-L RECORDS		RPI 51-100		RPI 101-150		RPI 150+			
29-22-0	0-0-0	1-7-0		OVERALL		4-6-0		3-7-0		21-2-0			
4-5-0	0-0-0	0-3-0		HOME		0-0-0		1-2-0		3-0-0			
7-10-0	0-0-0	0-4-0		AWAY		2-3-0		1-2-0		4-1-0			
18-7-0	0-0-0	1-0-0		NEUTRAL		2-3-0		1-3-0		14-1-0			
19-12-0	0-0-0	1-3-0		NON-CONFERENCE		2-2-0		2-5-0		14-2-0			
0-0-0	0-0-0	0-0-0		HOME		0-0-0		0-0-0		0-0-0			
2-6-0	0-0-0	0-0-		AWAY		0-0-0		1-2-0		1-1-0			
17-6-0	0-0-0	1-0-0		NEUTRAL		2-2-0		1-3-0		13-1-0			
10-10-0	0-0-0	0-4-0		CONFERENCE		2-4-0		1-2-0		7-0-0			
4-5-0	0-0-0	0-3-0		HOME		0-0-0		1-2-0		3-0-0			
5-4-0	0-0-0	0-1-0		AWAY		2-3-0		0-0-0		3-0-0			
1-1-0	0-0-0	0-0-0		NEUTRAL		0-1-0		0-0-0		1-0-0			
RPI	S	Opponent	Score	RPI	S	Opponent	Score	RPI	S	Opponent	Score		
				35	A	Stetson	2 3	53	N	Cal St. Fullerton	4 2		
				35	A	Stetson	3 10	54	A	IPFW	1 5		
				39	N	Kansas	5 1	54	A	IPFW	5 2		
				44	A	North Dakota St.	8 11	54	N	IPFW	8 9		
				44	H	North Dakota St.	3 12	67	N	California	3 7		
				44	H	North Dakota St.	1 10	69	N	Chattanooga	5 4		
				44	H	North Dakota St.	2 3	73	A	Omaha	1 3		
				45	A	San Diego St.	2 12	73	A	Omaha	1 3		
								73	A	Omaha	15 6		
								85	N	Albany (NY)	0 1		
										106	N	Texas St.	7 4
										117	N	Creighton	0 1
										117	N	Creighton	0 2
										124	A	Iowa St.	12 3
										124	A	Iowa St.	5 6
										128	H	IUPUI	7 8
										128	H	IUPUI	7 8
										128	H	IUPUI	13 5
										141	A	La.-Monroe	3 8
										150	N	St. Mary's (CA)	1 5
										151	N	Memphis	2 1
										154	H	Western Ill.	4 1
										154	H	Western Ill.	2 0
										154	H	Western Ill.	3 2
										159	N	LIU Brooklyn	4 2
										178	N	Indiana St.	5 1
										200	N	Bethune-Cookman	13 2
										206	N	Louisiana Tech	1 3
										235	N	Bucknell	10 1
										235	N	Bucknell	6 0
										244	N	Siena	7 0
										244	N	Siena	7 0
										247	A	UMKC	2 1
										247	A	UMKC	2 8
										258	A	South Dakota St.	2 1
										258	A	South Dakota St.	10 0
										258	A	South Dakota St.	10 0
										124	A	Iowa St.	5 6
										258	A	South Dakota St.	8 0
				44	A	North Dakota St.	8 11	44	H	North Dakota St.	1 10		
				54	N	IPFW	8 9	258	A	South Dakota St.	2 1		
				258	N	South Dakota St.	7 2	258	A	South Dakota St.	8 0		
				44	H	North Dakota St.	3 12	258	A	South Dakota St.	10 0		
				44	H	North Dakota St.	2 3	124	A	Iowa St.	5 6		

Non-Div. I Games:

South Dakota

South Dakota

[illegible]

Non-Div. I Games:

Southern Ill.

RPI	S	Opponent	Score	
205	H	Evansville	12	4
205	H	Evansville	9	4
211	N	Miami (OH)	9	0
211	N	Miami (OH)	10	3
214	N	A&M-Corpus Christi	11	7
260	N	Providence	8	0
262	N	Savannah St.	8	4
262	N	Savannah St.	7	5

Southern Ill.

S
o
u
t
h
e
r
n
I
l
l
.

S
o
u
t
h
e
r
n
I
l
l
.

Average RPI Win:		195	WON-LOST RECORD		WINNING PCT. RANK		LAST 10 GAMES		STRENGTH OF SCHEDULE		OPP. STRENGTH OF SCHEDULE		TEAM RPI		ADJ RPI		CONF. RPI		ADJ CONF. RPI	
DIV. I ONLY			29-24-0		.54717 111		4-6-0		144		145		116		.51122 117		18		19	
DIV. I NON-CONF.			19-13-0		.59375 86		0-2-0		121		130		92		.53329 91		19		19	
TOTALS		RPI 1-25		RPI 26-50		W-L RECORDS		RPI 51-100		RPI 101-150		RPI 150+								
29-24-0		0-6-0		0-4-0		OVERALL		5-3-0		3-8-0		21-3-0								
9-6-0		0-0-0		0-3-0		HOME		1-0-0		0-3-0		8-0-0								
5-13-0		0-6-0		0-1-0		AWAY		0-0-0		1-4-0		4-2-0								
15-5-0		0-0-0		0-0-0		NEUTRAL		4-3-0		2-1-0		9-1-0								
19-13-0		0-6-0		0-0-0		NON-CONFERENCE		5-3-0		2-3-0		12-1-0								
3-0-0		0-0-0		0-0-0		HOME		1-0-0		0-0-0		2-0-0								
1-8-0		0-6-0		0-0-		AWAY		0-0-0		0-2-0		1-0-0								
15-5-0		0-0-0		0-0-0		NEUTRAL		4-3-0		2-1-0		9-1-0								
10-11-0		0-0-0		0-4-0		CONFERENCE		0-0-0		1-5-0		9-2-0								
6-6-0		0-0-0		0-3-0		HOME		0-0-0		0-3-0		6-0-0								
4-5-0		0-0-0		0-1-0		AWAY		0-0-0		1-2-0		3-2-0								
0-0-0		0-0-0		0-0-0		NEUTRAL		0-0-0		0-0-0		0-0-0								
RPI	S	Opponent		Score		RPI	S	Opponent		Score		RPI	S	Opponent		Score				
9	A	Arizona St.		0	3	28	A	DePaul		1	9	52	N	Texas Tech		3	7			
10	A	Missouri		1	2	28	H	DePaul		4	8	52	N	Texas Tech		1	0			
10	A	Missouri		6	11	28	H	DePaul		3	7	63	N	Illinois		1	9			
21	A	Nebraska		2	5	28	H	DePaul		4	6	67	N	California		6	4			
24	A	Tulsa		0	3							80	N	San Jose St.		2	11			
24	A	Tulsa		0	8							82	N	Boise St.		4	0			
												85	N	Albany (NY)		7	1			
												86	H	Wichita St.		2	1			
														115 N South Dakota		2	0			
														115 N South Dakota		1	0			
														120 A St. John's (NY)		4	0			
														120 A St. John's (NY)		0	2			
														120 A St. John's (NY)		2	3			
														133 N Northwestern St.		1	2			
														134 A Texas-Arlington		5	6			
														134 A Texas-Arlington		0	9			
														143 H Georgetown		1	6			
														143 H Georgetown		2	5			
														143 H Georgetown		3	6			
														156 A Drake		4	2			
														178 N Indiana St.		2	0			
														199 N Army		7	0			
														208 A Butler		6	0			
														208 A Butler		10	0			
														210 N Western Mich.		9	0			
														222 A Seton Hall		12	0			
														222 A Seton Hall		3	5			
														222 A Seton Hall		0	1			
														228 N Utah Valley		1	4			
														235 N Bucknell		5	3			
														238 H Villanova		1	0			
														238 H Villanova		6	4			
														238 H Villanova		3	1			
														243 N Manhattan		4	0			
														244 N Siena		5	1			
														</						

Non-Div. I Games:

Creighton

RPI	S	Opponent	Score	
255	N	UMass Lowell	4	3
258	H	South Dakota St.	3	0
258	H	South Dakota St.	10	2
260	H	Providence	2	0
260	H	Providence	9	6
260	H	Providence	5	0
282	N	Saint Peter's	1	0
288	N	Howard	8	0

Creighton

C
r
e
i
g
h
t
o
n

C
r
e
i
g
h
t
o
n

Average RPI Win: 177		WON-LOST RECORD		WINNING PCT. RANK		LAST 10 GAMES		STRENGTH OF SCHEDULE		OPP. STRENGTH OF SCHEDULE		TEAM RPI		ADJ RPI		CONF. RPI		ADJ CONF. RPI					
DIV. I ONLY		34-22-0		.60714 79		3-7-0		223		142		125		.50781 118		17		17					
DIV. I NON-CONF.		22-10-0		.6875 49		0-0-0		260		135		111		.51972 105		18		18					
TOTALS		RPI 1-25		RPI 26-50		W-L RECORDS		RPI 51-100		RPI 101-150		RPI 150+											
34-22-0		0-1-0		0-2-0		OVERALL		8-5-0		4-6-0		22-8-0											
7-4-0		0-1-0		0-0-0		HOME		3-1-0		0-0-0		4-2-0											
9-11-0		0-0-0		0-2-0		AWAY		2-2-0		2-3-0		5-4-0											
18-7-0		0-0-0		0-0-0		NEUTRAL		3-2-0		2-3-0		13-2-0											
22-10-0		0-1-0		0-2-0		NON-CONFERENCE		4-2-0		2-4-0		16-1-0											
4-1-0		0-1-0		0-0-0		HOME		2-0-0		0-0-0		2-0-0											
1-4-0		0-0-0		0-0-		AWAY		0-0-0		0-2-0		1-0-0											
17-5-0		0-0-0		0-0-0		NEUTRAL		2-2-0		2-2-0		13-1-0											
12-12-0		0-0-0		0-0-0		CONFERENCE		4-3-0		2-2-0		6-7-0											
3-3-0		0-0-0		0-0-0		HOME		1-1-0		0-0-0		2-2-0											
8-7-0		0-0-0		0-0-0		AWAY		2-2-0		2-1-0		4-4-0											
1-2-0		0-0-0		0-0-0		NEUTRAL		1-0-0		0-1-0		0-1-0											
RPI	S	Opponent		Score		RPI	S	Opponent		Score		RPI	S	Opponent		Score		RPI	S	Opponent		Score	
20	H	Michigan		0	11	37	A	South Fla.		1	9	54	H	IPFW		6	4	128	N	IUPUI		15	6
						43	A	Louisville		2	3	54	H	IPFW		1	0	129	A	Buffalo		2	5
												55	N	Fordham		4	1	129	A	Buffalo		5	1
												63	N	Illinois		1	4	129	N	Buffalo		1	12
												68	A	Kent St.		5	6	131	A	Akron		2	0
												68	A	Kent St.		7	2	132	N	Eastern Ky.		6	5
												68	N	Kent St.		3	1	132	N	Eastern Ky.		0	3
												69	N	Chattanooga		5	1	134	A	Texas-Arlington		3	9
												70	N	Purdue		0	2	134	A	Texas-Arlington		1	2
												75	A	Ball St.		2	8	139	N	Missouri St.		3	6
												75	A	Ball St.		8	5	156	N	Drake		1	0
												94	H	Ohio		3	5	156	N	Drake		6	0
												94	H	Ohio		5	0	157	H	Northern Ill.		1	4
																		157	H	Northern Ill.		5	0
																		157	N	Northern Ill.		1	2
																		159	N	LIU Brooklyn		4	1
																		161	N	Maine		2	4
																		198	A	Michigan St.		6	4
																		204	N	UConn		6	2
																		210	H	Western Mich.		4	1
																		210	H	Western Mich.		0	4
																		211	A	Miami (OH)		2	3
																		211	A	Miami (OH)		0	3
																		219	A	Bowling Green		6	5
																		219	A	Bowling Green		5	3
																		222	N	Seton Hall		6	5
																		233	A	Toledo		0	1
																		233	A	Toledo		0	1
LAST 10 GAMES																							
																		157	N	Northern Ill.		1	2
																		68	N	Kent St.		3	1
																		129	N	Buffalo		1	12
																		131	A	Akron		2	0
																		211	A	Miami (OH)		0	3

Non-Div. I Games:

Central Mich.

RPI	S	Opponent	Score	
233	A	Toledo	1	9
234	A	Eastern Mich.	7	1
234	A	Eastern Mich.	9	7
238	N	Villanova	3	2
251	N	Ill.-Chicago	5	2
256	H	Oakland	6	5
256	H	Oakland	5	1
258	N	South Dakota St.	5	2
258	N	South Dakota St.	5	1
259	N	Northern Ky.	12	2
260	N	Providence	8	7
273	N	Yale	6	1
273	N	Yale	7	0

Central Mich.

C
e
n
t
r
a
l
M
i
c
h
.

C
e
n
t
r
a
l
M
i
c
h
.

Average RPI Win:		191	WON-LOST RECORD		WINNING PCT. RANK		LAST 10 GAMES		STRENGTH OF SCHEDULE		OPP. STRENGTH OF SCHEDULE		TEAM RPI		ADJ RPI		CONF. RPI		ADJ CONF. RPI	
DIV. I ONLY			28-23-0		.54902 109		7-3-0		146		149		117		.50683 120		18		19	
DIV. I NON-CONF.			15-14-0		.51724 132		0-1-0		111		122		110		.51286 116		19		19	
TOTALS		RPI 1-25		RPI 26-50		W-L RECORDS		RPI 51-100		RPI 101-150		RPI 150+								
28-23-0		0-3-0		0-6-0		OVERALL		1-4-0		7-4-0		20-6-0								
7-4-0		0-0-0		0-0-0		HOME		0-0-0		2-1-0		5-3-0								
10-11-0		0-2-0		0-3-0		AWAY		0-3-0		3-2-0		7-1-0								
11-8-0		0-1-0		0-3-0		NEUTRAL		1-1-0		2-1-0		8-2-0								
15-14-0		0-3-0		0-3-0		NON-CONFERENCE		1-4-0		2-2-0		12-2-0								
2-0-0		0-0-0		0-0-0		HOME		0-0-0		0-0-0		2-0-0								
3-6-0		0-2-0		0-0-		AWAY		0-3-0		1-1-0		2-0-0								
10-8-0		0-1-0		0-3-0		NEUTRAL		1-1-0		1-1-0		8-2-0								
13-9-0		0-0-0		0-3-0		CONFERENCE		0-0-0		5-2-0		8-4-0								
5-4-0		0-0-0		0-0-0		HOME		0-0-0		2-1-0		3-3-0								
7-5-0		0-0-0		0-3-0		AWAY		0-0-0		2-1-0		5-1-0								
1-0-0		0-0-0		0-0-0		NEUTRAL		0-0-0		1-0-0		0-0-0								
RPI	S	Opponent		Score		RPI	S	Opponent		Score		RPI	S	Opponent		Score				
2	A	Georgia		0	8	28	A	DePaul		0	13	66	N	Ohio St.		6	3			
2	A	Georgia		3	13	28	A	DePaul		1	8	76	A	Arkansas		1	8			
24	N	Tulsa		1	5	28	A	DePaul		0	3	76	A	Arkansas		0	10			
						39	N	Kansas		0	4	83	N	Boston College		2	4			
						40	N	UAB		0	3	88	A	Rutgers		3	13			
						43	N	Louisville		0	7									
								LAST 10 GAMES												
						28	A	DePaul		0	3	117	H	Creighton		0	4			
						143	N	Georgetown		5	3	117	H	Creighton		3	2			
						238	A	Villanova		4	0	117	H	Creighton		2	0			
						238	A	Villanova		1	0	88	A	Rutgers		3	13			
						238	A	Villanova		6	5	222	H	Seton Hall		5	4			
												222	H	Seton Hall		5	4			
												222	H	Seton Hall		14	0			
												222	H	Seton Hall		2	3			
												223	N	Cornell		4	0			
												233	N	Toledo		3	1			
												236	N	Jackson St.		4	3			

Non-Div. I Games:

St. John's (NY)

RPI	S	Opponent	Score	
238	A	Villanova	1	0
238	A	Villanova	6	5
238	A	Villanova	4	0
243	H	Manhattan	6	2
243	H	Manhattan	4	3
247	N	UMKC	11	4
260	A	Providence	0	8
260	A	Providence	12	3
260	A	Providence	2	0
272	N	Quinnipiac	3	5

St. John's (NY)

S
t
.
J
o
h
n
.
s
(
N
Y
)

S
t
.
J
o
h
n
.
s
(
N
Y
)

Average RPI Win:		219	WON-LOST RECORD		WINNING PCT. RANK		LAST 10 GAMES		STRENGTH OF SCHEDULE		OPP. STRENGTH OF SCHEDULE		TEAM RPI		ADJ RPI		CONF. RPI		ADJ CONF. RPI	
DIV. I ONLY			30-20-0		.6 81		6-4-0		180		239		120		.50396 121		28		28	
DIV. I NON-CONF.			15-15-0		.5 138		3-2-0		116		227		126		.50085 126		28		28	
TOTALS		RPI 1-25		RPI 26-50		W-L RECORDS		RPI 51-100		RPI 101-150		RPI 150+								
30-20-0		0-1-0		1-5-0		OVERALL		0-2-0		2-4-0		27-8-0								
13-4-0		0-0-0		0-0-0		HOME		0-1-0		0-0-0		13-3-0								
13-9-0		0-0-0		1-3-0		AWAY		0-0-0		1-1-0		11-5-0								
4-7-0		0-1-0		0-2-0		NEUTRAL		0-1-0		1-3-0		3-0-0								
15-15-0		0-1-0		1-5-0		NON-CONFERENCE		0-2-0		2-4-0		12-3-0								
4-2-0		0-0-0		0-0-0		HOME		0-1-0		0-0-0		4-1-0								
7-6-0		0-0-0		1-0-		AWAY		0-0-0		1-1-0		5-2-0								
4-7-0		0-1-0		0-2-0		NEUTRAL		0-1-0		1-3-0		3-0-0								
15-5-0		0-0-0		0-0-0		CONFERENCE		0-0-0		0-0-0		15-5-0								
9-2-0		0-0-0		0-0-0		HOME		0-0-0		0-0-0		9-2-0								
6-3-0		0-0-0		0-0-0		AWAY		0-0-0		0-0-0		6-3-0								
0-0-0		0-0-0		0-0-0		NEUTRAL		0-0-0		0-0-0		0-0-0								
RPI	S	Opponent		Score		RPI	S	Opponent		Score		RPI	S	Opponent		Score				
18	N	South Ala.		9	15	33	A	Hofstra		3	11	55	H	Fordham		5	9			
						33	A	Hofstra		1	8	78	N	Colorado St.		1	4			
						34	N	North Carolina St.		3	4			108		A	San Diego	1	2	
						41	N	Mercer		2	6			108		A	San Diego	2	0	
						42	A	Long Beach St.		1	4			146		N	Delaware	1	2	
						45	A	San Diego St.		3	0			150		N	St. Mary's (CA)	1	2	
														150		N	St. Mary's (CA)	4	2	
														150		N	St. Mary's (CA)	0	1	
														158		A	Delaware St.	1	0	
														158		A	Delaware St.	1	0	
														164		A	Boston U.	4	6	
														164		A	Boston U.	4	8	
														164		A	Boston U.	3	0	
														172		H	Marist	6	3	
														172		H	Marist	10	11	
														181		H	Saint Joseph's	5	1	
														191		H	Saint Francis (PA)	1	0	
														191		H	Saint Francis (PA)	6	4	
														199		A	Army	5	3	
														199		A	Army	9	1	
														199		A	Army	8	0	
														199		H	Army	1	5	
														221		A	Loyola Marymount	2	3	
														235		A	Bucknell	7	1	

Non-Div. I Games:

Lehigh

RPI	S	Opponent	Score	
245	H	Colgate	6	4
245	H	Colgate	26	1
245	H	Colgate	5	4
264	H	Holy Cross	8	2
264	H	Holy Cross	4	3
264	H	Holy Cross	6	0
268	N	Hartford	9	0
268	N	Hartford	9	1
274	H	Lafayette	4	0
274	H	Lafayette	4	1
274	H	Lafayette	9	1
285	N	Brown	5	2
287	A	Rider	6	0
287	A	Rider	10	4

L
e
h
i
g
h

L
e
h
i
g
h

Lehigh

Average RPI Win:		161	WON-LOST RECORD		WINNING PCT. RANK		LAST 10 GAMES		STRENGTH OF SCHEDULE		OPP. STRENGTH OF SCHEDULE		TEAM RPI		ADJ RPI		CONF. RPI		ADJ CONF. RPI	
DIV. I ONLY			27-30-0		.47368 158		6-4-0		116		112		126		.50307 122		15		15	
DIV. I NON-CONF.			9-18-0		.33333 217		0-1-0		96		63		173		.47676 167		14		14	
TOTALS		RPI 1-25		RPI 26-50		W-L RECORDS		RPI 51-100		RPI 101-150		RPI 150+								
27-30-0		0-4-0		0-2-0		OVERALL		7-14-0		4-4-0		16-6-0								
6-5-0		0-0-0		0-0-0		HOME		3-2-0		1-2-0		2-1-0								
9-16-0		0-2-0		0-2-0		AWAY		1-7-0		2-2-0		6-3-0								
12-9-0		0-2-0		0-0-0		NEUTRAL		3-5-0		1-0-0		8-2-0								
9-18-0		0-4-0		0-2-0		NON-CONFERENCE		2-9-0		0-1-0		7-2-0								
0-0-0		0-0-0		0-0-0		HOME		0-0-0		0-0-0		0-0-0								
0-9-0		0-2-0		0-0-		AWAY		0-4-0		0-1-0		0-0-0								
9-9-0		0-2-0		0-0-0		NEUTRAL		2-5-0		0-0-0		7-2-0								
18-12-0		0-0-0		0-0-0		CONFERENCE		5-5-0		4-3-0		9-4-0								
6-5-0		0-0-0		0-0-0		HOME		3-2-0		1-2-0		2-1-0								
9-7-0		0-0-0		0-0-0		AWAY		1-3-0		2-1-0		6-3-0								
3-0-0		0-0-0		0-0-0		NEUTRAL		1-0-0		1-0-0		1-0-0								
RPI	S	Opponent		Score		RPI	S	Opponent		Score		RPI	S	Opponent		Score				
5	N	Oregon		0	2	49	A	Stanford		0	5	55	N	Fordham		16	4			
8	A	Oklahoma		0	8	49	A	Stanford		3	7	62	A	Illinois St.		3	6			
10	N	Missouri		0	1							62	H	Illinois St.		2	11			
24	A	Tulsa		2	8							62	H	Illinois St.		1	0			
												66	N	Ohio St.		3	5			
												67	N	California		3	10			
												72	N	Cal Poly		0	3			
												76	A	Arkansas		2	4			
												76	A	Arkansas		1	9			
												78	N	Colorado St.		0	8			
												79	A	Western Ky.		1	5			
												80	N	San Jose St.		4	8			
												86	A	Wichita St.		3	13			
												86	A	Wichita St.		5	0			
												86	A	Wichita St.		5	6			
												86	N	Wichita St.		4	2			
												90	A	SIU Edwardsville		0	2			
												97	H	UNI		1	0			
												97	H	UNI		1	2			
												97	H	UNI		5	2			
						LAST 10 GAMES														
						160 N Loyola Chicago						8 7								
						86 N Wichita St.						4 2								
						139 N Missouri St.						8 5								
						156 A Drake						4 5								
						156 A Drake						2 3								
														183 N Indiana				3 6		
														205 A Evansville				10 1		
														205 A Evansville				2 0		
														205 A Evansville				3 1		
														211 N Miami (OH)				7 3		
														240 N Canisius				17 0		

Non-Div. I Games:

Bradley

Bradley

Bradley

Bradley

Average RPI Win: 169		WON-LOST	WINNING	LAST 10	STRENGTH OF		OPP. STRENGTH	TEAM	ADJ	CONF.	ADJ CONF.
Average RPI Loss: 82		RECORD	PCT. RANK	GAMES	SCHEDULE		OF SCHEDULE	RPI	RPI	RPI	RPI
DIV. I ONLY		28-31-0	.47458	157	6-4-0		98	105	118	.50245	123
DIV. I NON-CONF.		13-19-0	.40625	191	0-1-0		144	99	163	.47461	170
TOTALS		RPI 1-25	RPI 26-50		W-L RECORDS		RPI 51-100		RPI 101-150		RPI 150+
28-31-0		0-8-0	1-4-0		OVERALL		7-9-0		2-4-0		18-6-0
10-8-0		0-4-0	0-0-0		HOME		4-4-0		0-0-0		6-0-0
11-12-0		0-1-0	0-3-0		AWAY		2-3-0		1-2-0		8-3-0
7-11-0		0-3-0	1-1-0		NEUTRAL		1-2-0		1-2-0		4-3-0
13-19-0		0-4-0	0-4-0		NON-CONFERENCE		1-5-0		1-2-0		11-4-0
4-2-0		0-1-0	0-0-0		HOME		1-1-0		0-0-0		3-0-0
4-7-0		0-1-0	0-0-		AWAY		0-2-0		0-0-0		4-1-0
5-10-0		0-2-0	0-1-0		NEUTRAL		0-2-0		1-2-0		4-3-0
15-12-0		0-4-0	1-0-0		CONFERENCE		6-4-0		1-2-0		7-2-0
6-6-0		0-3-0	0-0-0		HOME		3-3-0		0-0-0		3-0-0
7-5-0		0-0-0	0-0-0		AWAY		2-1-0		1-2-0		4-2-0
2-1-0		0-1-0	1-0-0		NEUTRAL		1-0-0		0-0-0		0-0-0
RPI S	Opponent	Score	RPI S	Opponent	Score	RPI S	Opponent	Score	RPI S	Opponent	Score
2 N	Georgia	0 17	30 A	Mississippi St.	0 4	51 H	FIU	6 4	103 A	Fla. Atlantic	6 9
15 H	Kentucky	2 6	30 A	Mississippi St.	1 9	51 H	FIU	8 4	103 A	Fla. Atlantic	8 5
17 A	Auburn	5 19	30 A	Mississippi St.	0 2	51 H	FIU	6 2	103 A	Fla. Atlantic	0 4
18 N	South Ala.	0 1	40 N	UAB	4 0	57 A	Coastal Caro.	1 2	110 N	Winthrop	5 7
24 H	Tulsa	2 4	41 N	Mercer	1 7	57 A	Coastal Caro.	1 10	111 N	Samford	1 4
24 H	Tulsa	1 13				73 N	Omaha	6 9	146 N	Delaware	8 3
24 H	Tulsa	4 6				74 H	North Texas	3 7	153 H	Radford	4 0
24 N	Tulsa	0 8				74 H	North Texas	8 9	153 H	Radford	7 3
						74 H	North Texas	2 8	154 N	Western Ill.	2 10
						85 N	Albany (NY)	11 12	155 A	Charlotte	1 2
						91 A	East Carolina	7 1	155 A	Charlotte	0 9
						91 A	East Carolina	9 1	155 A	Charlotte	2 1
						91 A	East Carolina	1 9	160 N	Loyola Chicago	8 1
						91 N	East Carolina	8 7	198 N	Michigan St.	2 1
						94 H	Ohio	8 7	206 H	Louisiana Tech	9 0
						94 H	Ohio	3 4	206 H	Louisiana Tech	8 4
									206 H	Louisiana Tech	5 2
									207 A	UNC Wilmington	8 5
									211 H	Miami (OH)	10 2
									213 N	Lamar	2 3
									215 A	Wright St.	2 3
									215 A	Wright St.	7 4
									254 A	Middle Tenn.	10 6
									254 A	Middle Tenn.	8 4
									254 A	Middle Tenn.	9 8
									259 A	Northern Ky.	17 0
									259 A	Northern Ky.	8 2
			LAST 10 GAMES								
			24 N	Tulsa	0 8	206 H	Louisiana Tech	5 2	254 A	Middle Tenn.	10 6
			91 N	East Carolina	8 7	155 A	Charlotte	2 1	254 A	Middle Tenn.	8 4
			40 N	UAB	4 0	155 A	Charlotte	1 2	254 A	Middle Tenn.	9 8
			206 H	Louisiana Tech	8 4	155 A	Charlotte	0 9	259 A	Northern Ky.	17 0
			206 H	Louisiana Tech	9 0	94 H	Ohio	3 4	259 A	Northern Ky.	8 2

Non-Div. I Games:

Marshall

Marshall

Average RPI Win:	199	WON-LOST RECORD	WINNING PCT. RANK	LAST 10 GAMES	STRENGTH OF SCHEDULE	OPP. STRENGTH OF SCHEDULE	TEAM RPI	ADJ RPI	CONF. RPI	ADJ CONF. RPI		
DIV. I ONLY		35-20-0	.63636	62	6-4-0	247	180	128	.50113	125	27	27
DIV. I NON-CONF.		19-14-0	.57576	102	0-1-0	183	125	120	.51028	120	26	26
<hr/>												
TOTALS	RPI 1-25	RPI 26-50		W-L RECORDS		RPI 51-100		RPI 101-150		RPI 150+		
35-20-0	0-2-0	0-1-0		OVERALL		1-8-0		6-1-0		28-8-0		
12-4-0	0-0-0	0-0-0		HOME		0-1-0		0-0-0		12-3-0		
10-11-0	0-2-0	0-0-0		AWAY		1-5-0		0-0-0		9-3-0		
13-5-0	0-0-0	0-1-0		NEUTRAL		0-2-0		6-1-0		7-1-0		
19-14-0	0-2-0	0-1-0		NON-CONFERENCE		1-8-0		6-1-0		12-2-0		
2-1-0	0-0-0	0-0-0		HOME		0-1-0		0-0-0		2-0-0		
4-8-0	0-2-0	0-0-		AWAY		1-5-0		0-0-0		3-1-0		
13-5-0	0-0-0	0-1-0		NEUTRAL		0-2-0		6-1-0		7-1-0		
16-6-0	0-0-0	0-0-0		CONFERENCE		0-0-0		0-0-0		16-6-0		
10-3-0	0-0-0	0-0-0		HOME		0-0-0		0-0-0		10-3-0		
6-3-0	0-0-0	0-0-0		AWAY		0-0-0		0-0-0		6-3-0		
0-0-0	0-0-0	0-0-0		NEUTRAL		0-0-0		0-0-0		0-0-0		
RPI	S	Opponent	Score	RPI	S	Opponent	Score	RPI	S	Opponent	Score	
9	A	Arizona St.	4 13	44	N	North Dakota St.	4 7	61	A	Utah	6 8	
9	A	Arizona St.	1 11					73	N	Omaha	3 6	
								77	A	BYU	6 4	
								77	A	BYU	10 11	
								77	A	BYU	2 9	
								82	A	Boise St.	1 4	
								82	A	Boise St.	0 1	
								82	H	Boise St.	5 11	
								83	N	Boston College	6 7	
								108	N	San Diego	2 3	
								108	N	San Diego	5 2	
								127	N	Nevada	11 5	
								129	N	Buffalo	3 1	
								129	N	Buffalo	16 7	
								134	N	Texas-Arlington	5 4	
								145	N	Grand Canyon	10 8	
								156	N	Drake	4 12	
								169	H	Southern Utah	5 8	
								169	H	Southern Utah	7 2	
								169	H	Southern Utah	0 8	
								169	H	Southern Utah	10 3	
								169	H	Southern Utah	3 2	
								179	A	UC Riverside	9 0	
								182	A	Weber St.	20 4	
								182	A	Weber St.	0 5	
								182	A	Weber St.	11 5	
								184	A	New Mexico	12 9	
								184	A	New Mexico	10 11	
								189	H	Sacramento St.	6 5	
								189	H	Sacramento St.	10 7	
								189	H	Sacramento St.	3 2	
								189	H	Sacramento St.	3 9	
								197	H	Utah St.	9 6	
								197	N	Utah St.	10 7	
								197	N	Utah St.	9 4	
								222	N	Seton Hall	14 5	
LAST 10 GAMES				LAST 10 GAMES				LAST 10 GAMES				
169 H Southern Utah 7 2				278 A North Dakota 8 3				189 H Sacramento St. 3 9				
169 H Southern Utah 5 8				278 A North Dakota 5 6				197 H Utah St. 9 6				
169 H Southern Utah 0 8				278 A North Dakota 11 1				197 N Utah St. 10 7				
189 H Sacramento St. 10 7				82 H Boise St. 5 11				197 N Utah St. 9 4				
227 H Northern Colo. 3 2				169 H Southern Utah 10 3				222 N Seton Hall 14 5				

Non-Div. I Games:

Idaho St.

RPI	S	Opponent	Score	
227	H	Northern Colo.	3	2
227	H	Northern Colo.	12	0
227	H	Northern Colo.	9	8
227	H	Northern Colo.	6	4
228	A	Utah Valley	9	8
228	H	Utah Valley	8	7
228	N	Utah Valley	7	3
263	A	Portland St.	7	4
263	A	Portland St.	2	1
263	A	Portland St.	2	10
274	N	Lafayette	6	0
274	N	Lafayette	10	0
274	N	Lafayette	16	1
278	A	North Dakota	8	3
278	A	North Dakota	5	6
278	A	North Dakota	11	1

I
d
a
h
o
s
t
.

I
d
a
h
o
s
t
.

Average RPI Win:	216	WON-LOST RECORD	WINNING PCT. RANK	LAST 10 GAMES	STRENGTH OF SCHEDULE	OPP. STRENGTH OF SCHEDULE	TEAM RPI	ADJ RPI	CONF. RPI	ADJ CONF. RPI									
Average RPI Loss:	142																		
DIV. I ONLY		29-16-0	.64444	58	7-3-0	235	217	122	.50043	126	23	23							
DIV. I NON-CONF.		17-9-0	.65385	63	3-0-0	267	217	132	.4933	135	23	24							
<hr/>																			
TOTALS	RPI 1-25	RPI 26-50		W-L RECORDS		RPI 51-100		RPI 101-150		RPI 150+									
29-16-0	0-1-0	1-1-0		OVERALL		0-2-0		2-2-0		26-10-0									
10-2-0	0-0-0	0-0-0		HOME		0-0-0		0-0-0		10-2-0									
8-8-0	0-1-0	0-1-0		AWAY		0-0-0		1-2-0		7-4-0									
11-6-0	0-0-0	1-0-0		NEUTRAL		0-2-0		1-0-0		9-4-0									
<hr/>																			
17-9-0	0-1-0	1-1-0		NON-CONFERENCE		0-2-0		1-0-0		15-5-0									
4-0-0	0-0-0	0-0-0		HOME		0-0-0		0-0-0		4-0-0									
3-4-0	0-1-0	0-0-		AWAY		0-0-0		0-0-0		3-2-0									
10-5-0	0-0-0	1-0-0		NEUTRAL		0-2-0		1-0-0		8-3-0									
<hr/>																			
12-7-0	0-0-0	0-0-0		CONFERENCE		0-0-0		1-2-0		11-5-0									
6-2-0	0-0-0	0-0-0		HOME		0-0-0		0-0-0		6-2-0									
5-4-0	0-0-0	0-0-0		AWAY		0-0-0		1-2-0		4-2-0									
1-1-0	0-0-0	0-0-0		NEUTRAL		0-0-0		0-0-0		1-1-0									
<hr/>																			
RPI	S	Opponent	Score		RPI	S	Opponent	Score		RPI	S	Opponent	Score						
1	A	Florida	2	8	37	A	South Fla.	2	3	65	N	Georgia St.	2	4					
					49	N	Stanford	5	0										
												102	A	Bryant	2	3			
												102	A	Bryant	2	7			
												102	A	Bryant	10	2			
												138	N	Campbell	4	0			
												158	A	Delaware St.	1	4			
												158	A	Delaware St.	1	2			
												159	H	LIU Brooklyn	0	4			
												159	H	LIU Brooklyn	3	4			
												159	N	LIU Brooklyn	2	4			
												171	N	Penn St.	1	0			
												173	N	Iona	8	0			
												180	A	Robert Morris	2	1			
												180	A	Robert Morris	1	2			
												181	N	Saint Joseph's	2	1			
												188	A	Fairleigh Dickinson	5	0			
												188	A	Fairleigh Dickinson	1	0			
												188	N	Fairleigh Dickinson	3	0			
												191	A	Saint Francis (PA)	2	3			
												191	A	Saint Francis (PA)	5	0			
												220	N	Florida A&M	9	5			
												223	N	Cornell	1	0			
												223	N	Cornell	0	5			
					LAST 10 GAMES														
					102	A	Bryant	2	3	226	H	Mt. St. Mary's	2	0	226	H	Mt. St. Mary's	3	2
					159	N	LIU Brooklyn	2	4	255	A	UMass Lowell	2	0	226	H	Mt. St. Mary's	2	0
					188	N	Fairleigh Dickinson	3	0	255	A	UMass Lowell	6	1	233	N	Toledo	2	3
					272	H	Quinnipiac	8	0	180	A	Robert Morris	1	2	242	H	Wagner	2	1
					226	H	Mt. St. Mary's	3	2	180	A	Robert Morris	2	1	242	H	Wagner	4	0

Non-Div. I Games:

Central Conn. St.

RPI	S	Opponent	Score	
255	A	UMass Lowell	2	0
255	A	UMass Lowell	6	1
255	H	UMass Lowell	8	0
255	H	UMass Lowell	1	0
256	N	Oakland	1	4
260	N	Providence	10	2
264	A	Holy Cross	8	4
264	H	Holy Cross	8	1
265	H	Sacred Heart	5	0
265	H	Sacred Heart	4	3
267	N	St. Bonaventure	6	0
267	N	St. Bonaventure	9	2
272	H	Quinnipiac	8	0

Central Conn. St.

C
e
n
t
r
a
l
C
o
n
n
.
S
t
.

C
e
n
t
r
a
l
C
o
n
n
.
S
t
.

Average RPI Win: 175		WON-LOST RECORD	WINNING PCT. RANK	LAST 10 GAMES	STRENGTH OF SCHEDULE	OPP. STRENGTH OF SCHEDULE	TEAM RPI	ADJ RPI	CONF. RPI	ADJ CONF. RPI	
Average RPI Loss: 84											
DIV. I ONLY		27-25-0	.51923 130	6-4-0	158	122	131	.49966 127	11	10	
DIV. I NON-CONF.		18-10-0	.64286 66	0-0-0	216	196	115	.5128 117	10	10	
<hr/>											
TOTALS		RPI 1-25	RPI 26-50		W-L RECORDS		RPI 51-100		RPI 101-150		RPI 150+
27-25-0		0-0-0	0-4-0		OVERALL		6-16-0		2-4-0		19-1-0
14-9-0		0-0-0	0-0-0		HOME		3-8-0		1-1-0		10-0-0
3-13-0		0-0-0	0-4-0		AWAY		0-6-0		0-2-0		3-1-0
10-3-0		0-0-0	0-0-0		NEUTRAL		3-2-0		1-1-0		6-0-0
18-10-0		0-0-0	0-1-0		NON-CONFERENCE		3-4-0		2-4-0		13-1-0
8-3-0		0-0-0	0-0-0		HOME		0-2-0		1-1-0		7-0-0
0-4-0		0-0-0	0-0-		AWAY		0-0-0		0-2-0		0-1-0
10-3-0		0-0-0	0-0-0		NEUTRAL		3-2-0		1-1-0		6-0-0
9-15-0		0-0-0	0-3-0		CONFERENCE		3-12-0		0-0-0		6-0-0
6-6-0		0-0-0	0-0-0		HOME		3-6-0		0-0-0		3-0-0
3-9-0		0-0-0	0-3-0		AWAY		0-6-0		0-0-0		3-0-0
0-0-0		0-0-0	0-0-0		NEUTRAL		0-0-0		0-0-0		0-0-0
RPI S	Opponent	Score	RPI S	Opponent	Score	RPI S	Opponent	Score	RPI S	Opponent	Score
			42 A	Long Beach St.	0 4	56 H	UC Santa Barbara	5 9	109 N	Hawaii	11 2
			45 A	San Diego St.	1 10	56 H	UC Santa Barbara	2 6	125 N	Idaho St.	5 11
			45 A	San Diego St.	1 3	56 N	UC Santa Barbara	4 6	137 H	UC Davis	4 3
			45 A	San Diego St.	0 4	59 H	Fresno St.	5 1	137 H	UC Davis	0 1
						59 H	Fresno St.	1 10	145 A	Grand Canyon	2 13
						59 H	Fresno St.	3 2	145 A	Grand Canyon	6 7
						69 N	Chattanooga	6 10	169 A	Southern Utah	6 8
						77 N	BYU	20 10	169 N	Southern Utah	4 2
						77 N	BYU	10 9	169 N	Southern Utah	6 4
						78 A	Colorado St.	3 8	169 N	Southern Utah	10 0
						78 A	Colorado St.	3 4	184 H	New Mexico	8 0
						78 A	Colorado St.	1 7	184 H	New Mexico	3 1
						80 H	San Jose St.	10 1	184 H	New Mexico	13 5
						80 H	San Jose St.	2 4	185 N	UTEP	4 0
						80 H	San Jose St.	6 7	189 H	Sacramento St.	9 0
						82 H	Boise St.	4 8	189 H	Sacramento St.	4 2
						82 H	Boise St.	6 9	197 A	Utah St.	5 3
						82 H	Boise St.	0 1	197 A	Utah St.	3 0
						91 N	East Carolina	10 0	197 A	Utah St.	7 1
						92 A	UNLV	4 7	228 N	Utah Valley	9 0
									249 H	Seattle	6 0
									249 H	Seattle	10 2
									263 N	Portland St.	6 2
									278 H	North Dakota	9 1
									278 H	North Dakota	9 1
									278 H	North Dakota	21 4
			LAST 10 GAMES								
			59 H	Fresno St.	1 10						
			59 H	Fresno St.	5 1						
			59 H	Fresno St.	3 2						
			197 A	Utah St.	3 0						
			197 A	Utah St.	5 3						

Non-Div. I Games:

Nevada

[illegible]

Average RPI Win: 184		WON-LOST RECORD	WINNING PCT. RANK		LAST 10 GAMES		STRENGTH OF SCHEDULE		OPP. STRENGTH OF SCHEDULE		TEAM RPI	ADJ RPI	CONF. RPI	ADJ CONF. RPI	
Average RPI Loss: 106															
DIV. I ONLY		24-24-0	.5	136	4-6-0		120		174		124	.49953	128	13	13
DIV. I NON-CONF.		15-12-0	.55556	113	2-0-0		182		238		130	.49427	134	15	15
TOTALS		RPI 1-25		RPI 26-50		W-L RECORDS		RPI 51-100		RPI 101-150		RPI 150+			
24-24-0		0-0-0		1-4-0		OVERALL		1-10-0		4-3-0		18-7-0			
5-9-0		0-0-0		0-2-0		HOME		0-3-0		1-1-0		4-3-0			
10-7-0		0-0-0		1-2-0		AWAY		1-2-0		2-1-0		6-2-0			
9-8-0		0-0-0		0-0-0		NEUTRAL		0-5-0		1-1-0		8-2-0			
15-12-0		0-0-0		0-1-0		NON-CONFERENCE		0-4-0		2-2-0		13-5-0			
4-2-0		0-0-0		0-0-0		HOME		0-0-0		1-1-0		3-1-0			
6-3-0		0-0-0		0-0-		AWAY		0-0-0		0-0-0		6-2-0			
5-7-0		0-0-0		0-0-0		NEUTRAL		0-4-0		1-1-0		4-2-0			
9-12-0		0-0-0		1-3-0		CONFERENCE		1-6-0		2-1-0		5-2-0			
1-7-0		0-0-0		0-2-0		HOME		0-3-0		0-0-0		1-2-0			
4-4-0		0-0-0		1-1-0		AWAY		1-2-0		2-1-0		0-0-0			
4-1-0		0-0-0		0-0-0		NEUTRAL		0-1-0		0-0-0		4-0-0			
RPI	S	Opponent	Score	RPI	S	Opponent	Score	RPI	S	Opponent	Score	RPI	S	Opponent	Score
				43	A	Louisville	1 12	54	H	IPFW	0 2	113	H	Green Bay	5 7
				44	A	North Dakota St.	15 8	54	H	IPFW	5 7	113	H	Green Bay	4 3
				44	A	North Dakota St.	0 6	54	H	IPFW	0 4	113	N	Green Bay	3 0
				44	H	North Dakota St.	4 11	54	N	IPFW	4 9	115	A	South Dakota	8 7
				44	H	North Dakota St.	1 2	63	N	Illinois	3 5	115	A	South Dakota	5 13
								73	A	Omaha	0 5	115	A	South Dakota	8 7
								73	A	Omaha	6 0	118	N	Central Mich.	6 15
								73	A	Omaha	0 8	154	H	Western Ill.	3 5
								95	N	Eastern Ill.	1 8	154	H	Western Ill.	1 9
								95	N	Eastern Ill.	7 9	154	H	Western Ill.	14 13
								97	N	UNI	2 3	154	N	Western Ill.	10 2
												156	N	Drake	4 3
												160	N	Loyola Chicago	5 2
												178	H	Indiana St.	2 1
												178	H	Indiana St.	0 2
												178	N	Indiana St.	2 3
												208	A	Butler	7 2
												208	A	Butler	3 4
												215	H	Wright St.	8 0
												215	H	Wright St.	13 12
												215	N	Wright St.	0 1
												217	A	Dayton	7 4
												217	A	Dayton	5 3
												225	A	Austin Peay	5 1
												225	A	Austin Peay	2 5
												225	A	Austin Peay	10 1
												234	N	Eastern Mich.	9 0
LAST 10 GAMES															
				44	A	North Dakota St.	0 6	54	H	IPFW	0 2	217	A	Dayton	5 3
				54	N	IPFW	4 9	54	H	IPFW	5 7	225	A	Austin Peay	5 1
				44	A	North Dakota St.	15 8	215	H	Wright St.	8 0	225	A	Austin Peay	2 5
				154	N	Western Ill.	10 2	215	H	Wright St.	13 12	225	A	Austin Peay	10 1
				54	H	IPFW	0 4	73	A	Omaha	0 5	234	N	Eastern Mich.	9 0

Non-Div. I Games:

IUPUI

RPI	S	Opponent	Score	
251	A	Ill.-Chicago	3	1
258	N	South Dakota St.	14	4
258	N	South Dakota St.	15	3
258	N	South Dakota St.	12	8
259	N	Northern Ky.	21	5

IUPUI

I
U
P
U
I

I
U
P
U
I

Average RPI Win:	183	WON-LOST RECORD	WINNING PCT. RANK	LAST 10 GAMES	STRENGTH OF SCHEDULE	OPP. STRENGTH OF SCHEDULE	TEAM RPI	ADJ RPI	CONF. RPI	ADJ CONF. RPI		
DIV. I ONLY		30-22-0	.57692	94	8-2-0	193	205	133	.49777	129	17	17
DIV. I NON-CONF.		16-14-0	.53333	123	0-0-0	203	244	154	.48333	154	18	18

TOTALS	RPI 1-25	RPI 26-50		W-L RECORDS		RPI 51-100		RPI 101-150		RPI 150+		
30-22-0	0-0-0	1-1-0		OVERALL		4-5-0		2-7-0		23-9-0		
5-5-0	0-0-0	0-0-0		HOME		0-0-0		1-1-0		4-4-0		
12-7-0	0-0-0	0-1-0		AWAY		3-1-0		0-1-0		9-4-0		
13-10-0	0-0-0	1-0-0		NEUTRAL		1-4-0		1-5-0		10-1-0		
16-14-0	0-0-0	1-1-0		NON-CONFERENCE		1-2-0		0-6-0		14-5-0		
1-1-0	0-0-0	0-0-0		HOME		0-0-0		0-0-0		1-1-0		
5-6-0	0-0-0	0-0-		AWAY		0-0-0		0-1-0		5-4-0		
10-7-0	0-0-0	1-0-0		NEUTRAL		1-2-0		0-5-0		8-0-0		
14-8-0	0-0-0	0-0-0		CONFERENCE		3-3-0		2-1-0		9-4-0		
4-4-0	0-0-0	0-0-0		HOME		0-0-0		1-1-0		3-3-0		
7-1-0	0-0-0	0-0-0		AWAY		3-1-0		0-0-0		4-0-0		
3-3-0	0-0-0	0-0-0		NEUTRAL		0-2-0		1-0-0		2-1-0		
RPI	S	Opponent	Score	RPI	S	Opponent	Score	RPI	S	Opponent	Score	
35	A	Stetson	5 6	52	N	Texas Tech	5 0	102	N	Bryant	0 1	
44	N	North Dakota St.	3 2	68	A	Kent St.	9 0	104	A	Ole Miss	0 8	
				68	A	Kent St.	2 1	113	N	Green Bay	2 4	
				85	N	Albany (NY)	0 1	118	H	Central Mich.	5 2	
				88	N	Rutgers	1 4	118	H	Central Mich.	1 5	
				94	A	Ohio	4 0	118	N	Central Mich.	12 1	
				94	A	Ohio	3 6	125	N	Idaho St.	7 16	
				94	N	Ohio	0 2	125	N	Idaho St.	1 3	
				94	N	Ohio	0 4	148	N	Saint Louis	3 5	
								157	A	Northern Ill.	6 2	
								157	A	Northern Ill.	7 2	
								157	N	Northern Ill.	7 2	
								157	N	Northern Ill.	11 6	
								161	N	Maine	2 0	
								165	N	UT Martin	6 4	
								173	N	Iona	2 0	
								184	A	New Mexico	2 5	
								184	A	New Mexico	2 5	
								199	N	Army	8 3	
								210	A	Western Mich.	6 2	
								210	A	Western Mich.	6 5	
								212	N	Nicholls St.	1 0	
								219	H	Bowling Green	1 6	
								219	H	Bowling Green	11 12	
								219	N	Bowling Green	2 4	
								220	A	Florida A&M	3 2	
								220	A	Florida A&M	1 2	
LAST 10 GAMES												
94	N	Ohio	0 4	68	A	Kent St.	2 1	219	H	Bowling Green	1 6	
157	N	Northern Ill.	7 2	68	A	Kent St.	9 0	219	H	Bowling Green	11 12	
94	N	Ohio	0 2	157	A	Northern Ill.	6 2	219	N	Bowling Green	2 4	
118	N	Central Mich.	12 1	157	A	Northern Ill.	7 2	220	A	Florida A&M	3 2	
157	N	Northern Ill.	11 6	210	A	Western Mich.	6 2	220	A	Florida A&M	1 2	

Non-Div. I Games:

Buffalo

RPI	S	Opponent	Score	
227	N	Northern Colo.	4	1
233	H	Toledo	2	6
233	H	Toledo	2	0
234	H	Eastern Mich.	7	0
234	H	Eastern Mich.	6	4
240	A	Canisius	6	3
240	A	Canisius	7	8
241	A	Southeastern La.	2	1
248	H	Niagara	6	3
248	H	Niagara	8	9
260	N	Providence	6	2
277	N	Alabama St.	4	3
284	A	Southern U.	10	1
284	A	Southern U.	19	5

Buffalo

B
u
f
f
a
l
o

B
u
f
f
a
l
o

Average RPI Win:		175	WON-LOST RECORD		WINNING PCT. RANK		LAST 10 GAMES		STRENGTH OF SCHEDULE		OPP. STRENGTH OF SCHEDULE		TEAM RPI		ADJ RPI		CONF. RPI		ADJ CONF. RPI				
DIV. I ONLY			31-26-0		.54386 115		8-2-0		164		137		123		.49772 130		12		14				
DIV. I NON-CONF.			17-13-0		.56667 110		0-0-0		262		200		168		.47346 171		13		13				
TOTALS		RPI 1-25		RPI 26-50		W-L RECORDS		RPI 51-100		RPI 101-150		RPI 150+											
31-26-0		0-1-0		0-3-0		OVERALL		5-10-0		2-7-0		24-5-0											
17-16-0		0-1-0		0-2-0		HOME		5-6-0		1-4-0		11-3-0											
9-8-0		0-0-0		0-1-0		AWAY		0-3-0		1-2-0		8-2-0											
5-2-0		0-0-0		0-0-0		NEUTRAL		0-1-0		0-1-0		5-0-0											
17-13-0		0-1-0		0-3-0		NON-CONFERENCE		0-2-0		0-2-0		17-5-0											
7-8-0		0-1-0		0-2-0		HOME		0-1-0		0-1-0		7-3-0											
5-3-0		0-0-0		0-0-		AWAY		0-0-0		0-0-0		5-2-0											
5-2-0		0-0-0		0-0-0		NEUTRAL		0-1-0		0-1-0		5-0-0											
14-13-0		0-0-0		0-0-0		CONFERENCE		5-8-0		2-5-0		7-0-0											
10-8-0		0-0-0		0-0-0		HOME		5-5-0		1-3-0		4-0-0											
4-5-0		0-0-0		0-0-0		AWAY		0-3-0		1-2-0		3-0-0											
0-0-0		0-0-0		0-0-0		NEUTRAL		0-0-0		0-0-0		0-0-0											
RPI	S	Opponent		Score		RPI	S	Opponent		Score		RPI	S	Opponent		Score		RPI	S	Opponent		Score	
16	H	Minnesota		0 8		31	A	South Carolina		0 13		60	H	Ga. Southern		3 4		107	N	Iowa		0 5	
						48	H	Virginia Tech		4 12		60	H	Ga. Southern		2 1		111	A	Samford		3 2	
						48	H	Virginia Tech		0 4		60	H	Ga. Southern		11 2		111	A	Samford		5 10	
												60	H	Ga. Southern		11 10		111	A	Samford		3 11	
												60	H	Ga. Southern		2 3		111	H	Samford		0 3	
												69	H	Chattanooga		1 2		132	H	Eastern Ky.		2 5	
												69	H	Chattanooga		12 10		135	H	Western Caro.		3 4	
												69	H	Chattanooga		1 9		135	H	Western Caro.		9 2	
												69	H	Chattanooga		3 4		135	H	Western Caro.		1 3	
												81	H	North Carolina		0 6		155	A	Charlotte		5 3	
												93	A	Furman		5 6		155	A	Charlotte		9 0	
												93	A	Furman		2 5		155	H	Charlotte		13 1	
												93	A	Furman		10 12		155	H	Charlotte		1 6	
												93	H	Furman		4 3		162	H	Elon		10 8	
												94	N	Ohio		7 10		162	H	Elon		10 2	
																		162	H	Elon		8 0	
																		162	H	Elon		4 2	
																		163	A	Appalachian St.		11 5	
																		163	A	Appalachian St.		7 0	
																		163	A	Appalachian St.		20 19	
																		176	N	Presbyterian		5 4	
																		193	H	Hampton		10 2	
																		199	H	Army		6 1	
																		207	A	UNC Wilmington		8 5	
																		207	A	UNC Wilmington		2 5	
																		207	H	UNC Wilmington		8 2	
																		207	H	UNC Wilmington		11 3	
LAST 10 GAMES																							
						69	H	Chattanooga		3 4		111	H	Samford		0 3							
						60	H	Ga. Southern		2 1		162	H	Elon		8 0							
						60	H	Ga. Southern		11 2		162	H	Elon		10 2							
						162	H	Elon		4 2		162	H	Elon		10 8							
						93	H	Furman		4 3		163	A	Appalachian St.		7 0							

Non-Div. I Games:

UNC Greensboro

RPI	S	Opponent	Score	
224	H	George Washington	1	2
231	H	Gardner-Webb	2	3
231	H	Gardner-Webb	15	5
235	N	Bucknell	4	2
235	N	Bucknell	9	6
257	A	Liberty	8	5
257	A	Liberty	10	14
261	N	Norfolk St.	11	3
276	A	N.C. A&T	8	0
276	H	N.C. A&T	7	1
285	N	Brown	4	0

UNC Greensboro

U
N
C
G
r
e
e
n
s
b
o
r
o

U
N
C
G
r
e
e
n
s
b
o
r
o

Average RPI Win: 203		WON-LOST RECORD	WINNING PCT. RANK	LAST 10 GAMES	STRENGTH OF SCHEDULE	OPP. STRENGTH OF SCHEDULE	TEAM RPI	ADJ RPI	CONF. RPI	ADJ CONF. RPI	
Average RPI Loss: 177											
DIV. I ONLY		27-16-0	.62791 68	6-4-0	219	234	129	.49696 131	17	17	
DIV. I NON-CONF.		15-8-0	.65217 65	1-1-0	237	289	129	.49463 133	18	18	
<hr/>											
TOTALS		RPI 1-25	RPI 26-50		W-L RECORDS		RPI 51-100		RPI 101-150		RPI 150+
27-16-0		0-0-0	0-0-0		OVERALL		4-3-0		0-1-0		23-12-0
11-7-0		0-0-0	0-0-0		HOME		2-2-0		0-1-0		9-4-0
3-5-0		0-0-0	0-0-0		AWAY		1-1-0		0-0-0		2-4-0
13-4-0		0-0-0	0-0-0		NEUTRAL		1-0-0		0-0-0		12-4-0
15-8-0		0-0-0	0-0-0		NON-CONFERENCE		1-0-0		0-0-0		14-8-0
3-1-0		0-0-0	0-0-0		HOME		0-0-0		0-0-0		3-1-0
1-3-0		0-0-0	0-0-		AWAY		0-0-0		0-0-0		1-3-0
11-4-0		0-0-0	0-0-0		NEUTRAL		1-0-0		0-0-0		10-4-0
12-8-0		0-0-0	0-0-0		CONFERENCE		3-3-0		0-1-0		9-4-0
8-6-0		0-0-0	0-0-0		HOME		2-2-0		0-1-0		6-3-0
2-2-0		0-0-0	0-0-0		AWAY		1-1-0		0-0-0		1-1-0
2-0-0		0-0-0	0-0-0		NEUTRAL		0-0-0		0-0-0		2-0-0
RPI S	Opponent	Score	RPI S	Opponent	Score	RPI S	Opponent	Score	RPI S	Opponent	Score
						52 N	Texas Tech	4 3	118 H	Central Mich.	0 2
						68 H	Kent St.	3 8	157 H	Northern Ill.	1 6
						68 H	Kent St.	1 3	157 H	Northern Ill.	4 9
						75 A	Ball St.	2 15	157 H	Northern Ill.	2 0
						75 A	Ball St.	4 2	174 N	Binghamton	7 3
						94 H	Ohio	2 0	174 N	Binghamton	5 3
						94 H	Ohio	9 0	190 A	George Mason	3 8
									190 A	George Mason	7 13
									191 A	Saint Francis (PA)	5 6
									191 A	Saint Francis (PA)	5 1
									195 H	Youngstown St.	7 8
									195 H	Youngstown St.	8 2
									210 H	Western Mich.	6 2
									210 H	Western Mich.	10 2
									211 A	Miami (OH)	3 0
									211 A	Miami (OH)	0 3
									212 N	Nicholls St.	1 0
									219 H	Bowling Green	1 4
									219 H	Bowling Green	4 1
									230 N	Temple	8 0
									233 H	Toledo	5 2
									233 H	Toledo	4 3
									234 N	Eastern Mich.	2 1
									234 N	Eastern Mich.	2 1
									235 N	Bucknell	7 5
									243 N	Manhattan	8 7
									244 N	Siena	3 4
			LAST 10 GAMES								
			157 H	Northern Ill.	1 6	157 H	Northern Ill.	4 9			
			118 H	Central Mich.	0 2	94 H	Ohio	9 0			
			210 H	Western Mich.	10 2	94 H	Ohio	2 0			
			210 H	Western Mich.	6 2	191 A	Saint Francis (PA)	5 1			
			157 H	Northern Ill.	2 0	191 A	Saint Francis (PA)	5 6			

Non-Div. I Games:

Akron

RPI	S	Opponent	Score	
245	N	Colgate	4	6
247	N	UMKC	3	6
248	H	Niagara	10	1
248	H	Niagara	11	0
248	N	Niagara	3	0
253	N	Texas Southern	2	5
265	N	Sacred Heart	3	1
277	N	Alabama St.	12	9
282	N	Saint Peter's	10	1

A
k
r
o
n

A
k
r
o
n

Akron

Average RPI Win:	188	WON-LOST RECORD	WINNING PCT. RANK	LAST 10 GAMES	STRENGTH OF SCHEDULE	OPP. STRENGTH OF SCHEDULE	TEAM RPI	ADJ RPI	CONF. RPI	ADJ CONF. RPI				
DIV. I ONLY		29-22-0	.56863	98	4-6-0	197	194	137	.49606	132	22	21		
DIV. I NON-CONF.		12-11-0	.52174	128	1-1-0	164	150	127	.49941	127	21	21		
<hr/>														
TOTALS	RPI 1-25	RPI 26-50		W-L RECORDS		RPI 51-100		RPI 101-150		RPI 150+				
29-22-0	0-1-0	1-3-0		OVERALL		3-4-0		5-7-0		20-7-0				
11-5-0	0-0-0	0-0-0		HOME		1-2-0		2-0-0		8-3-0				
9-12-0	0-1-0	1-3-0		AWAY		2-2-0		2-4-0		4-2-0				
9-5-0	0-0-0	0-0-0		NEUTRAL		0-0-0		1-3-0		8-2-0				
12-11-0	0-1-0	1-3-0		NON-CONFERENCE		0-0-0		2-4-0		9-3-0				
2-0-0	0-0-0	0-0-0		HOME		0-0-0		0-0-0		2-0-0				
3-7-0	0-1-0	1-0-		AWAY		0-0-0		1-2-0		1-1-0				
7-4-0	0-0-0	0-0-0		NEUTRAL		0-0-0		1-2-0		6-2-0				
17-11-0	0-0-0	0-0-0		CONFERENCE		3-4-0		3-3-0		11-4-0				
9-5-0	0-0-0	0-0-0		HOME		1-2-0		2-0-0		6-3-0				
6-5-0	0-0-0	0-0-0		AWAY		2-2-0		1-2-0		3-1-0				
2-1-0	0-0-0	0-0-0		NEUTRAL		0-0-0		0-1-0		2-0-0				
<hr/>														
RPI	S	Opponent	Score		RPI	S	Opponent	Score		RPI	S	Opponent	Score	
15	A	Kentucky	1	2	31	A	South Carolina	0	8	90	A	SIU Edwardsville	8	5
					41	A	Mercer	3	4	90	A	SIU Edwardsville	0	2
					41	A	Mercer	0	10	95	A	Eastern Ill.	2	1
					43	A	Louisville	4	0	95	A	Eastern Ill.	0	1
										99	H	Jacksonville St.	0	2
										99	H	Jacksonville St.	3	2
										99	H	Jacksonville St.	3	6
				</										

Non-Div. I Games:

Eastern Ky.

RPI	S	Opponent	Score	
229	A	Tennessee St.	1	0
252	A	Morehead St.	5	0
252	A	Morehead St.	4	0
252	N	Morehead St.	6	0
259	A	Northern Ky.	7	4
259	A	Northern Ky.	1	2
266	H	Belmont	4	3
266	H	Belmont	4	1
266	H	Belmont	1	3
266	N	Belmont	3	2
269	H	Southeast Mo. St.	5	1
269	H	Southeast Mo. St.	3	5

Eastern Ky.

E
a
s
t
e
r
n
K
y
.

E
a
s
t
e
r
n
K
y
.

Average RPI Win: 197		WON-LOST	WINNING	LAST 10	STRENGTH OF		OPP. STRENGTH	TEAM	ADJ	CONF.	ADJ CONF.
Average RPI Loss: 118		RECORD	PCT. RANK	GAMES	SCHEDULE		OF SCHEDULE	RPI	RPI	RPI	RPI
DIV. I ONLY		28-19-0	.59574	84	9-1-0		220	148	130	.49506	133
DIV. I NON-CONF.		12-10-0	.54545	116	1-0-0		228	110	142	.48555	148
TOTALS		RPI 1-25	RPI 26-50		W-L RECORDS		RPI 51-100		RPI 101-150		RPI 150+
28-19-0		0-4-0	3-1-0		OVERALL		1-5-0		2-2-0		22-7-0
12-5-0		0-1-0	1-1-0		HOME		0-0-0		0-2-0		11-1-0
9-9-0		0-2-0	0-0-0		AWAY		1-2-0		0-0-0		8-5-0
7-5-0		0-1-0	2-0-0		NEUTRAL		0-3-0		2-0-0		3-1-0
12-10-0		0-4-0	0-0-0		NON-CONFERENCE		1-5-0		2-0-0		9-1-0
6-1-0		0-1-0	0-0-0		HOME		0-0-0		0-0-0		6-0-0
2-4-0		0-2-0	0-0-		AWAY		1-2-0		0-0-0		1-0-0
4-5-0		0-1-0	0-0-0		NEUTRAL		0-3-0		2-0-0		2-1-0
16-9-0		0-0-0	3-1-0		CONFERENCE		0-0-0		0-2-0		13-6-0
6-4-0		0-0-0	1-1-0		HOME		0-0-0		0-2-0		5-1-0
7-5-0		0-0-0	0-0-0		AWAY		0-0-0		0-0-0		7-5-0
3-0-0		0-0-0	2-0-0		NEUTRAL		0-0-0		0-0-0		1-0-0
RPI S	Opponent	Score		RPI S	Opponent	Score		RPI S	Opponent	Score	
3 N	Alabama	0	16	46 H	McNeese St.	0	6	69 A	Chattanooga	2	5
19 H	LSU	3	5	46 H	McNeese St.	4	2	76 A	Arkansas	1	9
22 A	Texas A&M	3	6	46 N	McNeese St.	3	2	84 N	North Florida	1	2
24 A	Tulsa	0	9	46 N	McNeese St.	11	0	84 N	North Florida	1	6
								94 N	Ohio	6	7
								96 A	Troy	7	1
				LAST 10 GAMES							
				46 N	McNeese St.	11	0	241 H	Southeastern La.	5	1
				46 N	McNeese St.	3	2	212 A	Nicholls St.	7	1
				196 N	Central Ark.	5	3	212 A	Nicholls St.	6	4
				241 H	Southeastern La.	6	3	212 A	Nicholls St.	7	1
				241 H	Southeastern La.	10	2	214 H	A&M-Corpus Christi	7	1
								214 H	A&M-Corpus Christi	9	10
								214 H	A&M-Corpus Christi	10	2
								241 H	Southeastern La.	6	3
								241 H	Southeastern La.	10	2
								212 A	Nicholls St.	4	5
								241 H	Southeastern La.	5	1
								254 N	Middle Tenn.	7	12

Non-Div. I Games:

Incarnate Word

8 0

Incarnate Word

8 2

Incarnate Word

7 8

Northwestern St.

RPI	S	Opponent	Score	
254	N	Middle Tenn.	10	3
270	H	Mississippi Val.	11	0
270	H	Mississippi Val.	8	0
270	H	Mississippi Val.	9	0
284	H	Southern U.	9	1
284	H	Southern U.	13	1

Northwestern St.

N
o
r
t
h
w
e
s
t
e
r
n
S
t
.

N
o
r
t
h
w
e
s
t
e
r
n
S
t
.

Average RPI Win: 160		WON-LOST	WINNING	LAST 10	STRENGTH OF		OPP. STRENGTH	TEAM	ADJ	CONF.	ADJ CONF.
Average RPI Loss: 82		RECORD	PCT. RANK	GAMES	SCHEDULE		OF SCHEDULE	RPI	RPI	RPI	RPI
DIV. I ONLY		19-34-0	.35849	227	2-8-0		60	96	145	.49409	135
DIV. I NON-CONF.		10-19-0	.34483	216	0-1-0		50	61	138	.49554	131
TOTALS		RPI 1-25	RPI 26-50		W-L RECORDS		RPI 51-100		RPI 101-150		RPI 150+
19-34-0		0-2-0	1-9-0		OVERALL		1-11-0		6-7-0		11-5-0
6-6-0		0-0-0	0-2-0		HOME		1-2-0		2-1-0		3-1-0
4-18-0		0-2-0	0-3-0		AWAY		0-4-0		2-3-0		2-2-0
9-10-0		0-0-0	1-3-0		NEUTRAL		0-3-0		2-3-0		6-1-0
10-19-0		0-2-0	1-9-0		NON-CONFERENCE		0-2-0		2-4-0		7-2-0
1-2-0		0-0-0	0-2-0		HOME		0-0-0		0-0-0		1-0-0
1-9-0		0-2-0	0-0-		AWAY		0-0-0		0-2-0		1-1-0
8-8-0		0-0-0	1-3-0		NEUTRAL		0-2-0		2-2-0		5-1-0
9-15-0		0-0-0	0-0-0		CONFERENCE		1-9-0		4-3-0		4-3-0
5-4-0		0-0-0	0-0-0		HOME		1-2-0		2-1-0		2-1-0
3-9-0		0-0-0	0-0-0		AWAY		0-6-0		2-1-0		1-2-0
1-2-0		0-0-0	0-0-0		NEUTRAL		0-1-0		0-1-0		1-0-0
RPI S	Opponent	Score	RPI S	Opponent	Score	RPI S	Opponent	Score	RPI S	Opponent	Score
2 A	Georgia	3 9	28 N	DePaul	5 7	55 N	Fordham	0 1	104 N	Ole Miss	4 16
13 A	Tennessee	0 15	29 A	USC Upstate	0 5	60 A	Ga. Southern	2 9	110 A	Winthrop	1 3
			29 H	USC Upstate	1 6	60 A	Ga. Southern	0 7	110 A	Winthrop	4 5
			29 H	USC Upstate	6 7	60 A	Ga. Southern	0 2	110 N	Winthrop	4 1
			31 A	South Carolina	0 5	69 A	Chattanooga	2 10	111 H	Samford	1 2
			31 A	South Carolina	3 6	69 A	Chattanooga	0 8	111 H	Samford	1 0
			39 N	Kansas	0 6	69 A	Chattanooga	0 1	111 H	Samford	3 0
			40 N	UAB	0 9	93 H	Furman	2 4	111 N	Samford	3 7
			40 N	UAB	5 4	93 H	Furman	0 7	120 N	St. John's (NY)	7 0
			50 A	Col. of Charleston	0 4	93 H	Furman	6 1	120 N	St. John's (NY)	0 6
						93 N	Furman	3 4	130 A	UNC Greensboro	4 3
						96 N	Troy	1 4	130 A	UNC Greensboro	3 1
									130 A	UNC Greensboro	2 9
									155 H	Charlotte	4 3
									162 H	Elon	3 0
									162 H	Elon	4 3
									162 H	Elon	1 2
									163 A	Appalachian St.	2 6
									163 A	Appalachian St.	4 7
									163 A	Appalachian St.	5 0
									163 N	Appalachian St.	3 2
									165 N	UT Martin	0 2
									203 A	East Tenn. St.	6 5
									203 A	East Tenn. St.	4 6
									218 N	Penn	5 4
									219 N	Bowling Green	1 0
									245 N	Colgate	4 2
			LAST 10 GAMES								
			163 N	Appalachian St.	3 2	69 A	Chattanooga	2 10			
			111 N	Samford	3 7	93 H	Furman	2 4			
			93 N	Furman	3 4	93 H	Furman	0 7			
			69 A	Chattanooga	0 8	93 H	Furman	6 1			
			69 A	Chattanooga	0 1	110 A	Winthrop	1 3			

Non-Div. I Games:

Western Caro.

RPI	S	Opponent	Score	
257	N	Liberty	4	2
257	N	Liberty	8	7

Western Caro.

W
e
s
t
e
r
n
C
a
r
o
.

W
e
s
t
e
r
n
C
a
r
o
.

[illegible]

Non-Div. I Games:

Harvard

RPI	S	Opponent	Score	
273	A	Yale	6	2
273	A	Yale	7	5
273	A	Yale	11	3
278	N	North Dakota	7	4
285	H	Brown	4	0
285	H	Brown	6	4
285	H	Brown	5	2
285	H	Brown	4	1

Harvard

H
a
r
v
a
r
d

H
a
r
v
a
r
d

Average RPI Win:		134	WON-LOST RECORD		WINNING PCT. RANK		LAST 10 GAMES		STRENGTH OF SCHEDULE		OPP. STRENGTH OF SCHEDULE		TEAM RPI		ADJ RPI		CONF. RPI		ADJ CONF. RPI												
Average RPI Loss:		95																													
DIV. I ONLY			21-33-0		.38889 209		5-5-0		66		89		135		.4932 137		8		9												
DIV. I NON-CONF.			12-21-0		.36364 205		1-1-0		94		109		164		.47669 168		9		9												
TOTALS		RPI 1-25		RPI 26-50		W-L RECORDS		RPI 51-100		RPI 101-150		RPI 150+																			
21-33-0		0-6-0		1-5-0		OVERALL		6-9-0		5-6-0		9-7-0																			
7-10-0		0-0-0		0-4-0		HOME		1-2-0		3-2-0		3-2-0																			
5-13-0		0-2-0		0-1-0		AWAY		3-4-0		2-3-0		0-3-0																			
9-10-0		0-4-0		1-0-0		NEUTRAL		2-3-0		0-1-0		6-2-0																			
12-21-0		0-6-0		1-2-0		NON-CONFERENCE		2-4-0		2-3-0		7-6-0																			
2-3-0		0-0-0		0-1-0		HOME		0-0-0		1-1-0		1-1-0																			
1-8-0		0-2-0		0-0-		AWAY		0-1-0		1-1-0		0-3-0																			
9-10-0		0-4-0		1-0-0		NEUTRAL		2-3-0		0-1-0		6-2-0																			
9-12-0		0-0-0		0-3-0		CONFERENCE		4-5-0		3-3-0		2-1-0																			
5-7-0		0-0-0		0-3-0		HOME		1-2-0		2-1-0		2-1-0																			
4-5-0		0-0-0		0-0-0		AWAY		3-3-0		1-2-0		0-0-0																			
0-0-0		0-0-0		0-0-0		NEUTRAL		0-0-0		0-0-0		0-0-0																			
RPI	S	Opponent		Score		RPI	S	Opponent		Score		RPI	S	Opponent		Score		RPI	S	Opponent		Score									
4	A	UCLA		0	6	42	H	Long Beach St.		0	8	53	A	Cal St. Fullerton		4	5	105	A	Cal St. Northridge		0	4								
4	A	UCLA		1	5	42	H	Long Beach St.		1	3	53	A	Cal St. Fullerton		5	10	105	A	Cal St. Northridge		1	5								
5	N	Oregon		0	8	42	H	Long Beach St.		1	9	53	A	Cal St. Fullerton		9	6	105	A	Cal St. Northridge		5	4								
12	N	Baylor		1	17	44	N	North Dakota St.		4	2	56	H	UC Santa Barbara		0	1	108	N	San Diego		2	5								
14	N	Washington		2	16	49	A	Stanford		2	3	56	H	UC Santa Barbara		5	2	109	H	Hawaii		4	3								
25	N	Notre Dame		11	12	49	H	Stanford		1	10	56	H	UC Santa Barbara		2	9	109	H	Hawaii		5	1								
												72	A	Cal Poly		3	2	109	H	Hawaii		0	2								
												72	A	Cal Poly		3	2	127	A	Nevada		3	4								
												72	A	Cal Poly		0	6	127	A	Nevada		1	0								
												76	N	Arkansas		5	4	150	H	St. Mary's (CA)		3	2								
												79	N	Western Ky.		8	9	150	H	St. Mary's (CA)		1	2								
												79	N	Western Ky.		2	0	159	N	LIU Brooklyn		4	1								
												92	A	UNLV		3	4	164	N	Boston U.		4	3								
												92	N	UNLV		4	11	164	N	Boston U.		6	5								
												100	N	Syracuse		5	7	177	A	Pacific		4	10								
																		177	H	Pacific		5	8								
																		179	H	UC Riverside		2	8								
																		179	H	UC Riverside		3	0								
																		179	H	UC Riverside		4	1								
																		180	N	Robert Morris		2	1								
																		189	A	Sacramento St.		0	5								
																		189	H	Sacramento St.		1	0								
						LAST 10 GAMES												249	N	Seattle		6	7								
						109 H Hawaii						0	2	53 A Cal St. Fullerton						9	6	250 A Santa Clara						4	5		
						109 H Hawaii						5	1	53 A Cal St. Fullerton						4	5	263 N Portland St.						4	3		
						109 H Hawaii						4	3	53 A Cal St. Fullerton						5	10	278 N North Dakota						4	9		
						150 H St. Mary's (CA)						1	2	179 H UC Riverside						2	8	278 N North Dakota						9	2		
						150 H St. Mary's (CA)						3	2	179 H UC Riverside						3	0										

Non-Div. I Games:

UC Davis

Average RPI Win:	194	WON-LOST RECORD	WINNING PCT. RANK	LAST 10 GAMES	STRENGTH OF SCHEDULE	OPP. STRENGTH OF SCHEDULE	TEAM RPI	ADJ RPI	CONF. RPI	ADJ CONF. RPI
DIV. I ONLY		31-27-0	.53448 122	6-4-0	186	155	141	.4931 138	16	16
DIV. I NON-CONF.		16-15-0	.51613 135	2-0-0	200	157	147	.48554 149	16	16
TOTALS	RPI 1-25	RPI 26-50	W-L RECORDS	RPI 51-100	RPI 101-150	RPI 150+				
31-27-0	0-1-0	1-4-0	OVERALL	3-10-0	3-6-0	24-6-0				
12-9-0	0-0-0	0-0-0	HOME	1-4-0	1-2-0	10-3-0				
10-10-0	0-1-0	1-3-0	AWAY	2-4-0	2-1-0	5-1-0				
9-8-0	0-0-0	0-1-0	NEUTRAL	0-2-0	0-3-0	9-2-0				
16-15-0	0-1-0	1-4-0	NON-CONFERENCE	1-5-0	0-2-0	14-3-0				
7-3-0	0-0-0	0-0-0	HOME	0-2-0	0-0-0	7-1-0				
2-5-0	0-1-0	1-0-	AWAY	1-1-0	0-0-0	0-0-0				
7-7-0	0-0-0	0-1-0	NEUTRAL	0-2-0	0-2-0	7-2-0				
15-12-0	0-0-0	0-0-0	CONFERENCE	2-5-0	3-4-0	10-3-0				
5-6-0	0-0-0	0-0-0	HOME	1-2-0	1-2-0	3-2-0				
8-5-0	0-0-0	0-0-0	AWAY	1-3-0	2-1-0	5-1-0				
2-1-0	0-0-0	0-0-0	NEUTRAL	0-0-0	0-1-0	2-0-0				
RPI S Opponent Score	RPI S Opponent Score	RPI S Opponent Score	RPI S Opponent Score							
13 A Tennessee 0 1	31 A South Carolina 0 2	54 H IPFW 0 5	110 H Winthrop 2 7							
	34 A North Carolina St. 2 4	57 A Coastal Caro. 3 5	110 H Winthrop 8 0							
	35 A Stetson 1 7	57 H Coastal Caro. 3 2	110 H Winthrop 10 14							
	35 A Stetson 5 3	57 H Coastal Caro. 0 5	110 N Winthrop 0 3							
	50 N Col. of Charleston 2 4	57 H Coastal Caro. 1 8	126 N Central Conn. St. 0 4							
		60 N Ga. Southern 0 9	144 A Charleston So. 5 3							
		64 A Longwood 1 6	144 A Charleston So. 3 4							
		64 A Longwood 3 2	144 A Charleston So. 1 0							
		64 A Longwood 0 8	149 N Tennessee Tech 5 6							
		69 A Chattanooga 1 3	153 H Radford 5 4							
		79 N Western Ky. 1 2	153 H Radford 3 4							
		81 A North Carolina 9 3	153 H Radford 4 2							
		100 H Syracuse 6 7	162 H Elon 9 2							
			162 N Elon 3 0							
			176 H Presbyterian 4 0							
			176 H Presbyterian 2 11							
			176 N Presbyterian 2 1							
			194 H Valparaiso 3 0							
			200 N Bethune-Cookman 2 3							
			207 H UNC Wilmington 4 2							
			207 H UNC Wilmington 3 0							
			222 H Seton Hall 11 2							
			225 N Austin Peay 7 8							
			231 A Gardner-Webb 6 2							
			231 A Gardner-Webb 1 2							
			231 A Gardner-Webb 3 1							
			233 N Toledo 6 1							
LAST 10 GAMES										
57 A Coastal Caro. 3 5	144 A Charleston So. 3 4									
176 N Presbyterian 2 1	144 A Charleston So. 5 3									
257 N Liberty 7 0	207 H UNC Wilmington 4 2									
110 N Winthrop 0 3	207 H UNC Wilmington 3 0									
144 A Charleston So. 1 0	176 H Presbyterian 2 11									

Non-Div. I Games:

Campbell

RPI	S	Opponent	Score	
238	N	Villanova	3	0
254	N	Middle Tenn.	6	3
255	H	UMass Lowell	7	8
256	N	Oakland	5	4
257	A	Liberty	9	8
257	A	Liberty	5	2
257	A	Liberty	8	4
257	N	Liberty	7	0
267	N	St. Bonaventure	10	1
272	N	Quinnipiac	10	6
281	H	N.C. Central	10	0
281	H	N.C. Central	9	1

Campbell

C
a
m
p
b
e
l
l

C
a
m
p
b
e
l
l

[illegible]

Non-Div. I Games:

Missouri St.

Missouri St.

Through Games Of May 11

RPI	S	Opponent	Score	
247	A	UMKC	3	0
247	A	UMKC	4	2
252	N	Morehead St.	6	4
258	N	South Dakota St.	2	0
258	N	South Dakota St.	7	1
269	A	Southeast Mo. St.	8	0
290	N	Alabama A&M	8	0

Missouri St.

M
i
s
s
o
u
r
i
s
t
.

M
i
s
s
o
u
r
i
s
t
.

Average RPI Win: 174		WON-LOST RECORD		WINNING PCT. RANK		LAST 10 GAMES		STRENGTH OF SCHEDULE		OPP. STRENGTH OF SCHEDULE		TEAM RPI		ADJ RPI		CONF. RPI		ADJ CONF. RPI	
DIV. I ONLY		22-26-0		.45833 171		3-7-0		111		144		136		.49244 140		20		20	
DIV. I NON-CONF.		6-13-0		.31579 227		0-1-0		5		26		98		.51893 107		20		20	
TOTALS		RPI 1-25		RPI 26-50		W-L RECORDS		RPI 51-100		RPI 101-150		RPI 150+							
22-26-0		1-7-0		1-4-0		OVERALL		1-1-0		4-2-0		15-12-0							
11-7-0		1-2-0		1-2-0		HOME		0-0-0		2-0-0		7-3-0							
7-13-0		0-3-0		0-2-0		AWAY		1-1-0		2-1-0		4-6-0							
4-6-0		0-2-0		0-0-0		NEUTRAL		0-0-0		0-1-0		4-3-0							
6-13-0		1-7-0		0-2-0		NON-CONFERENCE		1-1-0		2-2-0		2-1-0							
4-2-0		1-2-0		0-0-0		HOME		0-0-0		2-0-0		1-0-0							
1-8-0		0-3-0		0-0-		AWAY		1-1-0		0-1-0		0-1-0							
1-3-0		0-2-0		0-0-0		NEUTRAL		0-0-0		0-1-0		1-0-0							
16-13-0		0-0-0		1-2-0		CONFERENCE		0-0-0		2-0-0		13-11-0							
7-5-0		0-0-0		1-2-0		HOME		0-0-0		0-0-0		6-3-0							
6-5-0		0-0-0		0-0-0		AWAY		0-0-0		2-0-0		4-5-0							
3-3-0		0-0-0		0-0-0		NEUTRAL		0-0-0		0-0-0		3-3-0							
RPI	S	Opponent		Score		RPI	S	Opponent		Score		RPI	S	Opponent		Score			
6	A	La.-Lafayette		2 4		46	H	McNeese St.		2 4		52	A	Texas Tech		2 4			
6	A	La.-Lafayette		0 6		46	H	McNeese St.		3 2		52	A	Texas Tech		2 0			
12	H	Baylor		4 3		46	H	McNeese St.		2 9				119 H UTSA		4 3			
12	H	Baylor		0 12		47	A	Houston		5 13				119 H UTSA		7 3			
21	N	Nebraska		1 7		47	A	Houston		5 11				133 A Northwestern St.		7 5			
21	N	Nebraska		0 2										133 A Northwestern St.		6 3			
22	A	Texas A&M		2 11										175 H Stephen F. Austin		4 5			
22	H	Texas A&M		3 8										175 H Stephen F. Austin		4 0			
														175 H Stephen F. Austin		2 6			
														175 N Stephen F. Austin		6 8			
														175 N Stephen F. Austin		11 2			
														175 N Stephen F. Austin		7 2			
														175 N Stephen F. Austin		6 8			
														196 N Central Ark.		0 1			
														209 A Houston Baptist		7 0			
														209 A Houston Baptist		2 3			
														209 A Houston Baptist		2 1			
														209 N Houston Baptist		6 1			
														212 H Nicholls St.		3 8			
														212 H Nicholls St.		6 0			
														212 H Nicholls St.		2 0			
														213 H Lamar		1 0			
														213 H Lamar		3 2			
														213 H Lamar		8 3			
														214 A A&M-Corpus Christi		3 4			
														214 A A&M-Corpus Christi		10 3			
														214 A A&M-Corpus Christi		10 3			
														214 A A&M-Corpus Christi		2 3			
														253 A Texas Southern		4 6			
Non-Div. I Games:		Abilene Christian		8 6		Abilene Christian		6 1		Abilene Christian		2 4		Abilene Christian		12 4			
		Abilene Christian		7 4		Abilene Christian		7 1						Sam Houston St.					

RPI	S	Opponent	Score	
241	A	Southeastern La.	9	6
241	A	Southeastern La.	3	10
241	A	Southeastern La.	4	6
253	A	Texas Southern	4	6
253	H	Texas Southern	7	3
291	N	Prairie View	16	6

S
a
m
H
o
u
s
t
o
n
S
t
.

S
a
m
H
o
u
s
t
o
n
S
t
.

Average RPI Win:		169	WON-LOST	WINNING	LAST 10	STRENGTH OF		OPP. STRENGTH	TEAM	ADJ	CONF.	ADJ CONF.
Average RPI Loss:		84	RECORD	PCT. RANK	GAMES	SCHEDULE		OF SCHEDULE	RPI	RPI	RPI	RPI
DIV. I ONLY			25-27-0	.48077	151	139		86	132	.49224	141	4
DIV. I NON-CONF.			16-11-0	.59259	88	273		223	169	.47203	174	6
TOTALS		RPI 1-25	RPI 26-50		W-L RECORDS		RPI 51-100		RPI 101-150		RPI 150+	
25-27-0		0-10-0	0-2-0		OVERALL		8-5-0		6-5-0		11-5-0	
14-8-0		0-1-0	0-0-0		HOME		5-5-0		2-1-0		7-1-0	
4-16-0		0-8-0	0-2-0		AWAY		0-0-0		2-4-0		2-2-0	
7-3-0		0-1-0	0-0-0		NEUTRAL		3-0-0		2-0-0		2-2-0	
16-11-0		0-2-0	0-2-0		NON-CONFERENCE		1-1-0		4-1-0		11-5-0	
10-4-0		0-1-0	0-0-0		HOME		1-1-0		2-1-0		7-1-0	
2-5-0		0-1-0	0-0-		AWAY		0-0-0		0-0-0		2-2-0	
4-2-0		0-0-0	0-0-0		NEUTRAL		0-0-0		2-0-0		2-2-0	
9-16-0		0-8-0	0-0-0		CONFERENCE		7-4-0		2-4-0		0-0-0	
4-4-0		0-0-0	0-0-0		HOME		4-4-0		0-0-0		0-0-0	
2-11-0		0-7-0	0-0-0		AWAY		0-0-0		2-4-0		0-0-0	
3-1-0		0-1-0	0-0-0		NEUTRAL		3-0-0		0-0-0		0-0-0	
RPI S	Opponent	Score	RPI S	Opponent	Score	RPI S	Opponent	Score	RPI S	Opponent	Score	
6 A	La.-Lafayette	6 14	26 A	Texas	1 9	65 H	Georgia St.	1 0	104 H	Ole Miss	1 11	
6 A	La.-Lafayette	3 9	26 A	Texas	2 6	65 H	Georgia St.	1 3	104 H	Ole Miss	6 3	
6 A	La.-Lafayette	6 8				65 H	Georgia St.	4 14	106 A	Texas St.	11 14	
6 A	La.-Lafayette	0 7				65 N	Georgia St.	2 1	106 A	Texas St.	0 8	
17 A	Auburn	2 9				79 H	Western Ky.	1 7	106 A	Texas St.	3 2	
18 A	South Ala.	0 7				79 H	Western Ky.	3 9	115 H	South Dakota	8 3	
18 A	South Ala.	0 2				79 H	Western Ky.	4 3	134 A	Texas-Arlington	3 4	
18 A	South Ala.	1 7				79 N	Western Ky.	8 1	134 A	Texas-Arlington	2 3	
18 N	South Ala.	1 8				95 H	Eastern Ill.	7 1	134 A	Texas-Arlington	11 3	
19 H	LSU	1 14				95 H	Eastern Ill.	2 9	149 N	Tennessee Tech	7 0	
						96 H	Troy	1 0	149 N	Tennessee Tech	9 6	
						96 H	Troy	4 3	167 N	Southern Miss.	8 9	
						96 N	Troy	3 2	196 A	Central Ark.	6 7	
									206 H	Louisiana Tech	8 0	
									209 H	Houston Baptist	4 1	
									213 A	Lamar	9 5	
									213 A	Lamar	5 8	
									241 A	Southeastern La.	4 1	
									252 N	Morehead St.	7 1	
									252 N	Morehead St.	8 9	
									253 N	Texas Southern	11 10	
									269 H	Southeast Mo. St.	6 4	
									284 H	Southern U.	14 4	
									284 H	Southern U.	8 0	
									292 H	Grambling	19 0	
									293 H	Alcorn	3 4	
									293 H	Alcorn	9 0	
LAST 10 GAMES			LAST 10 GAMES			LAST 10 GAMES			LAST 10 GAMES			
6 A	La.-Lafayette	6 14	6 A	La.-Lafayette	3 9	6 A	La.-Lafayette	6 8	6 A	La.-Lafayette	0 7	
79 N	Western Ky.	8 1	6 A	La.-Lafayette	6 8	6 A	La.-Lafayette	0 7	65 H	Georgia St.	1 0	
18 N	South Ala.	1 8	6 A	La.-Lafayette	0 7	65 H	Georgia St.	1 0	65 H	Georgia St.	1 3	
65 N	Georgia St.	2 1	65 H	Georgia St.	1 0	65 H	Georgia St.	1 0	65 H	Georgia St.	1 3	
96 N	Troy	3 2	65 H	Georgia St.	1 3	65 H	Georgia St.	1 3	65 H	Georgia St.	1 3	

Non-Div. I Games:

La.-Monroe

[illegible]

Non-Div. I Games:

Dartmouth

Dartmouth

Average RPI Win:		190	WON-LOST RECORD		WINNING PCT. RANK		LAST 10 GAMES		STRENGTH OF SCHEDULE		OPP. STRENGTH OF SCHEDULE		TEAM RPI		ADJ RPI		CONF. RPI		ADJ CONF. RPI				
DIV. I ONLY			26-22-0		.54167 118		7-3-0		190		161		142		.49115 143		18		19				
DIV. I NON-CONF.			14-13-0		.51852 130		2-0-0		205		149		148		.48406 152		19		19				
TOTALS		RPI 1-25		RPI 26-50		W-L RECORDS		RPI 51-100		RPI 101-150		RPI 150+											
26-22-0		0-1-0		0-3-0		OVERALL		2-4-0		5-6-0		19-8-0											
8-5-0		0-0-0		0-0-0		HOME		0-0-0		1-2-0		7-3-0											
10-8-0		0-1-0		0-3-0		AWAY		0-1-0		3-1-0		7-2-0											
8-9-0		0-0-0		0-0-0		NEUTRAL		2-3-0		1-3-0		5-3-0											
14-13-0		0-1-0		0-0-0		NON-CONFERENCE		2-4-0		1-3-0		11-5-0											
3-1-0		0-0-0		0-0-0		HOME		0-0-0		0-0-0		3-1-0											
3-4-0		0-1-0		0-0-		AWAY		0-1-0		0-1-0		3-1-0											
8-8-0		0-0-0		0-0-0		NEUTRAL		2-3-0		1-2-0		5-3-0											
12-9-0		0-0-0		0-3-0		CONFERENCE		0-0-0		4-3-0		8-3-0											
5-4-0		0-0-0		0-0-0		HOME		0-0-0		1-2-0		4-2-0											
7-4-0		0-0-0		0-3-0		AWAY		0-0-0		3-0-0		4-1-0											
0-1-0		0-0-0		0-0-0		NEUTRAL		0-0-0		0-1-0		0-0-0											
RPI	S	Opponent		Score		RPI	S	Opponent		Score		RPI	S	Opponent		Score							
4	A	UCLA		1	3	28	A	DePaul		0	5	71	N	Oregon St.		2	7	104	N	Ole Miss		1	2
						28	A	DePaul		1	9	79	N	Western Ky.		0	6	104	N	Ole Miss		9	2
						28	A	DePaul		6	7	89	A	FGCU		0	2	105	A	Cal St. Northridge		1	2
												92	N	UNLV		1	6	117	A	Creighton		5	2
												98	N	Stony Brook		6	0	117	A	Creighton		6	1
												98	N	Stony Brook		5	0	117	A	Creighton		6	3
																		120	H	St. John's (NY)		6	9
																		120	H	St. John's (NY)		1	0
																		120	H	St. John's (NY)		2	12
																		120	N	St. John's (NY)		3	5
																		145	N	Grand Canyon		3	9
																		155	A	Charlotte		2	23
																		155	A	Charlotte		10	0
																		164	N	Boston U.		3	6
																		166	H	Towson		10	1
																		186	A	Drexel		7	3
																		192	N	Fairfield		3	0
																		198	N	Michigan St.		2	8
																		207	N	UNC Wilmington		7	2
																		208	H	Butler		6	5
																		208	H	Butler		2	4
																		208	H	Butler		0	2
						LAST 10 GAMES												216	N	Columbia		4	0
						120	N	St. John's (NY)		3	5	260	A	Providence		1	0	222	H	Seton Hall		2	0
						222	H	Seton Hall		8	0	166	H	Towson		10	1	222	H	Seton Hall		6	1
						222	H	Seton Hall		2	0	224	H	George Washington		5	4	222	H	Seton Hall		8	0
						222	H	Seton Hall		6	1	208	H	Butler		0	2	222	H	Seton Hall		8	0
						260	A	Providence		4	5	208	H	Butler		6	5	223	H	Cornell		0	6

Non-Div. I Games:

Georgetown

RPI	S	Opponent	Score	
223	H	Cornell	7	1
224	H	George Washington	5	4
231	N	Gardner-Webb	1	2
232	A	UMBC	8	6
238	A	Villanova	5	3
238	A	Villanova	9	1
238	A	Villanova	7	1
257	N	Liberty	8	0
257	N	Liberty	4	3
260	A	Providence	4	5
260	A	Providence	1	0

Georgetown

G
e
o
r
g
e
t
o
w
n

G
e
o
r
g
e
t
o
w
n

Average RPI Win: 188		WON-LOST	WINNING	LAST 10	STRENGTH OF		OPP. STRENGTH	TEAM	ADJ	CONF.	ADJ CONF.
Average RPI Loss: 97		RECORD	PCT. RANK	GAMES	SCHEDULE		OF SCHEDULE	RPI	RPI	RPI	RPI
DIV. I ONLY		27-31-1	.4661	167	7-3-0		123	170	144	.49012	144
DIV. I NON-CONF.		14-18-1	.43939	169	0-0-0		147	179	158	.48048	158
TOTALS		RPI 1-25	RPI 26-50		W-L RECORDS		RPI 51-100		RPI 101-150		RPI 150+
27-31-1		0-2-0	0-7-0		OVERALL		6-11-0		4-3-0		17-8-1
15-16-1		0-0-0	0-4-0		HOME		2-4-0		1-2-0		12-6-1
8-10-0		0-2-0	0-3-0		AWAY		1-3-0		3-1-0		4-1-0
4-5-0		0-0-0	0-0-0		NEUTRAL		3-4-0		0-0-0		1-1-0
14-18-1		0-2-0	0-7-0		NON-CONFERENCE		3-6-0		1-0-0		10-3-1
12-8-1		0-0-0	0-4-0		HOME		2-2-0		0-0-0		10-2-1
1-5-0		0-2-0	0-0-0		AWAY		0-0-0		1-0-0		0-0-0
1-5-0		0-0-0	0-0-0		NEUTRAL		1-4-0		0-0-0		0-1-0
13-13-0		0-0-0	0-0-0		CONFERENCE		3-5-0		3-3-0		7-5-0
3-8-0		0-0-0	0-0-0		HOME		0-2-0		1-2-0		2-4-0
7-5-0		0-0-0	0-0-0		AWAY		1-3-0		2-1-0		4-1-0
3-0-0		0-0-0	0-0-0		NEUTRAL		2-0-0		0-0-0		1-0-0
RPI S	Opponent	Score	RPI S	Opponent	Score	RPI S	Opponent	Score	RPI S	Opponent	Score
4 A	UCLA	0 4	29 H	USC Upstate	0 6	57 A	Coastal Caro.	1 2	105 A	Cal St. Northridge	2 1
7 A	Florida St.	2 8	29 H	USC Upstate	4 7	57 A	Coastal Caro.	3 1	110 A	Winthrop	0 9
			31 A	South Carolina	1 9	57 A	Coastal Caro.	0 3	110 A	Winthrop	4 2
			50 A	Col. of Charleston	2 3	57 A	Coastal Caro.	2 7	110 A	Winthrop	5 1
			50 A	Col. of Charleston	2 3	64 H	Longwood	5 6	138 H	Campbell	3 5
			50 H	Col. of Charleston	0 11	64 H	Longwood	2 7	138 H	Campbell	4 3
			50 H	Col. of Charleston	0 4	64 N	Longwood	5 2	138 H	Campbell	0 1
						64 N	Longwood	7 2	153 H	Radford	8 0
						71 N	Oregon St.	0 7	153 H	Radford	2 11
						86 N	Wichita St.	3 2	153 H	Radford	4 5
						86 N	Wichita St.	2 3	162 H	Elon	5 5
						92 N	UNLV	1 6	163 H	Appalachian St.	0 1
						95 H	Eastern Ill.	5 4	163 H	Appalachian St.	2 3
						97 N	UNI	4 9	176 H	Presbyterian	0 1
						99 H	Jacksonville St.	2 5	176 H	Presbyterian	0 2
						99 H	Jacksonville St.	1 9	176 H	Presbyterian	6 2
						99 H	Jacksonville St.	3 0	176 N	Presbyterian	4 3
									207 H	UNC Wilmington	2 1
									231 A	Gardner-Webb	2 1
									231 A	Gardner-Webb	5 0
									245 H	Colgate	7 6
									245 H	Colgate	8 0
									246 N	Bakersfield	3 4
									257 A	Liberty	10 1
									257 A	Liberty	2 4
									257 A	Liberty	9 3
									267 H	St. Bonaventure	3 0
			LAST 10 GAMES								
			57 A	Coastal Caro.	3 1	138 H	Campbell	4 3			
			64 N	Longwood	7 2	138 H	Campbell	3 5			
			176 N	Presbyterian	4 3	231 A	Gardner-Webb	5 0			
			64 N	Longwood	5 2	231 A	Gardner-Webb	2 1			
			138 H	Campbell	0 1	57 A	Coastal Caro.	2 7			

Non-Div. I Games:

Charleston So.

RPI	S	Opponent	Score	
267	H	St. Bonaventure	6	0
286	H	UMES	7	1
286	H	UMES	5	1
287	H	Rider	2	1
287	H	Rider	7	0
287	H	Rider	5	0

Charleston So.

C
h
a
r
l
e
s
t
o
n
S
o
.

C
h
a
r
l
e
s
t
o
n
S
o
.

Average RPI Win:	196	WON-LOST RECORD	WINNING PCT. RANK	LAST 10 GAMES	STRENGTH OF SCHEDULE	OPP. STRENGTH OF SCHEDULE	TEAM RPI	ADJ RPI	CONF. RPI	ADJ CONF. RPI		
DIV. I ONLY		27-21-0	.5625	102	6-4-0	234	131	146	.48987	145	25	25
DIV. I NON-CONF.		15-18-0	.45455	161	0-3-0	181	62	153	.48419	151	24	22
<hr/>												
TOTALS	RPI 1-25	RPI 26-50		W-L RECORDS		RPI 51-100		RPI 101-150		RPI 150+		
27-21-0	0-3-0	0-0-0		OVERALL		1-9-0		4-3-0		22-6-0		
8-2-0	0-0-0	0-0-0		HOME		0-0-0		2-0-0		6-2-0		
11-12-0	0-2-0	0-0-0		AWAY		0-6-0		1-2-0		10-2-0		
8-7-0	0-1-0	0-0-0		NEUTRAL		1-3-0		1-1-0		6-2-0		
15-18-0	0-3-0	0-0-0		NON-CONFERENCE		1-9-0		4-3-0		10-3-0		
3-1-0	0-0-0	0-0-0		HOME		0-0-0		2-0-0		1-1-0		
4-10-0	0-2-0	0-0-		AWAY		0-6-0		1-2-0		3-0-0		
8-7-0	0-1-0	0-0-0		NEUTRAL		1-3-0		1-1-0		6-2-0		
12-3-0	0-0-0	0-0-0		CONFERENCE		0-0-0		0-0-0		12-3-0		
5-1-0	0-0-0	0-0-0		HOME		0-0-0		0-0-0		5-1-0		
7-2-0	0-0-0	0-0-0		AWAY		0-0-0		0-0-0		7-2-0		
0-0-0	0-0-0	0-0-0		NEUTRAL		0-0-0		0-0-0		0-0-0		
RPI	S	Opponent	Score	RPI	S	Opponent	Score	RPI	S	Opponent	Score	
3	N	Alabama	5 13			53	A Cal St. Fullerton	7 9	105	A Cal St. Northridge	0 2	
11	A	Arizona	0 5			61	A Utah	1 10	105	A Cal St. Northridge	1 8	
11	A	Arizona	0 5			61	A Utah	11 13	108	A San Diego	3 1	
						61	A Utah	4 8	125	N Idaho St.	8 10	
						67	A California	1 7	127	H Nevada	7 6	
						67	A California	4 5	127	H Nevada	13 2	
						67	N California	1 11	143	N Georgetown	9 3	
						71	N Oregon St.	3 0	152	H New Mexico St.	3 2	
						71	N Oregon St.	3 6	152	H New Mexico St.	7 1	
						91	N East Carolina	4 8	152	H New Mexico St.	2 0	
									169	A Southern Utah	9 4	
									169	H Southern Utah	8 9	
									169	H Southern Utah	9 4	
									169	N Southern Utah	7 3	
									182	N Weber St.	2 5	
									184	N New Mexico	4 2	
									197	N Utah St.	5 3	
									228	A Utah Valley	8 3	
									228	A Utah Valley	8 3	
									228	A Utah Valley	14 4	
									229	N Tennessee St.	7 6	
									229	N Tennessee St.	2 3	
									239	N Princeton	9 2	
									239	N Princeton	8 0	
									246	A Bakersfield	8 0	
									246	A Bakersfield	4 5	
									246	A Bakersfield	4 1	
LAST 10 GAMES				61	A Utah	4 8	249	A Seattle	2 4	239	N Princeton	9 2
				61	A Utah	1 10	152	H New Mexico St.	3 2	239	N Princeton	8 0
				61	A Utah	11 13	152	H New Mexico St.	7 1	246	A Bakersfield	8 0
				249	A Seattle	6 1	152	H New Mexico St.	2 0	246	A Bakersfield	4 5
				249	A Seattle	4 3	228	A Utah Valley	14 4	246	A Bakersfield	4 1

Non-Div. I Games:

Grand Canyon

Grand Canyon

RPI	S	Opponent	Score	
274	A	Lafayette	3	0
282	H	Saint Peter's	4	1
282	H	Saint Peter's	3	2
286	H	UMES	23	2
286	H	UMES	5	0
287	A	Rider	12	4
287	A	Rider	3	1

D
e
l
a
w
a
r
e

D
e
l
a
w
a
r
e

Delaware

Average RPI Win: 144		WON-LOST	WINNING	LAST 10	STRENGTH OF		OPP. STRENGTH	TEAM	ADJ		CONF.	ADJ CONF.
Average RPI Loss: 56		RECORD	PCT. RANK	GAMES	SCHEDULE		OF SCHEDULE	RPI	RPI		RPI	RPI
DIV. I ONLY		11-35-0	.23913	266	6-4-0		22	34	150		.48873	147
DIV. I NON-CONF.		4-19-0	.17391	268	2-0-0		15	20	178		.47335	172
TOTALS		RPI 1-25	RPI 26-50		W-L RECORDS		RPI 51-100		RPI 101-150		RPI 150+	
11-35-0		0-11-0	2-7-0		OVERALL		3-12-0		0-3-0		6-2-0	
8-6-0		0-0-0	1-2-0		HOME		1-4-0		0-0-0		6-0-0	
2-13-0		0-6-0	0-0-0		AWAY		2-6-0		0-1-0		0-0-0	
1-16-0		0-5-0	1-5-0		NEUTRAL		0-2-0		0-2-0		0-2-0	
4-19-0		0-5-0	1-5-0		NON-CONFERENCE		0-4-0		0-3-0		3-2-0	
3-0-0		0-0-0	0-0-0		HOME		0-0-0		0-0-0		3-0-0	
0-3-0		0-0-0	0-0-		AWAY		0-2-0		0-1-0		0-0-0	
1-16-0		0-5-0	1-5-0		NEUTRAL		0-2-0		0-2-0		0-2-0	
7-16-0		0-6-0	1-2-0		CONFERENCE		3-8-0		0-0-0		3-0-0	
5-6-0		0-0-0	1-2-0		HOME		1-4-0		0-0-0		3-0-0	
2-10-0		0-6-0	0-0-0		AWAY		2-4-0		0-0-0		0-0-0	
0-0-0		0-0-0	0-0-0		NEUTRAL		0-0-0		0-0-0		0-0-0	
RPI S	Opponent	Score	RPI S	Opponent	Score	RPI S	Opponent	Score	RPI S	Opponent	Score	
1 N	Florida	0 16	28 N	DePaul	4 8	51 A	FIU	9 14	101 N	Jacksonville	2 6	
4 N	UCLA	5 10	30 N	Mississippi St.	1 3	51 A	FIU	5 6	101 N	Jacksonville	0 1	
5 N	Oregon	2 10	31 N	South Carolina	8 4	72 N	Cal Poly	0 4	103 A	Fla. Atlantic	0 4	
7 A	Florida St.	6 14	31 N	South Carolina	2 8	73 N	Omaha	1 4	153 N	Radford	1 6	
7 A	Florida St.	5 7	42 N	Long Beach St.	5 11	81 A	North Carolina	12 11	158 H	Delaware St.	10 2	
7 A	Florida St.	2 10	48 H	Virginia Tech	6 8	81 A	North Carolina	3 12	159 N	LIU Brooklyn	1 2	
14 N	Washington	0 11	48 H	Virginia Tech	0 3	81 A	North Carolina	5 11	170 H	Pittsburgh	7 5	
17 N	Auburn	3 16	48 H	Virginia Tech	8 1	83 A	Boston College	4 2	170 H	Pittsburgh	7 6	
25 A	Notre Dame	5 8	49 N	Stanford	1 2	83 A	Boston College	2 4	170 H	Pittsburgh	8 0	
25 A	Notre Dame	0 9				83 A	Boston College	0 8	288 H	Howard	10 4	
25 A	Notre Dame	1 9				87 H	Georgia Tech	6 7	288 H	Howard	15 0	
						87 H	Georgia Tech	4 7				
						87 H	Georgia Tech	1 4				
						100 H	Syracuse	7 6				
						100 H	Syracuse	4 9				
LAST 10 GAMES						25 A	Notre Dame	5 8				
						288 H	Howard	15 0				
						288 H	Howard	10 4				
						48 H	Virginia Tech	8 1				
						48 H	Virginia Tech	0 3				

Non-Div. I Games:

Maryland

Average RPI Win: 192		WON-LOST	WINNING	LAST 10	STRENGTH OF		OPP. STRENGTH	TEAM	ADJ	CONF.	ADJ CONF.											
Average RPI Loss: 150		RECORD	PCT. RANK	GAMES	SCHEDULE		OF SCHEDULE	RPI	RPI	RPI	RPI											
DIV. I ONLY		30-21-0	.58824	87	8-2-0		206	219	134	.48777	148	24	24									
DIV. I NON-CONF.		16-14-0	.53333	123	1-0-0		235	226	170	.4688	178	25	25									
TOTALS		RPI 1-25	RPI 26-50		W-L RECORDS		RPI 51-100		RPI 101-150		RPI 150+											
30-21-0	0-0-0	1-2-0		OVERALL		1-7-0		4-2-0		24-10-0												
10-6-0	0-0-0	1-1-0		HOME		0-1-0		2-1-0		7-3-0												
8-10-0	0-0-0	0-0-0		AWAY		1-4-0		0-1-0		7-5-0												
12-5-0	0-0-0	0-1-0		NEUTRAL		0-2-0		2-0-0		10-2-0												
16-14-0	0-0-0	1-2-0		NON-CONFERENCE		1-3-0		4-2-0		10-7-0												
4-4-0	0-0-0	1-1-0		HOME		0-1-0		2-1-0		1-1-0												
2-5-0	0-0-0	0-0-		AWAY		1-0-0		0-1-0		1-4-0												
10-5-0	0-0-0	0-1-0		NEUTRAL		0-2-0		2-0-0		8-2-0												
14-7-0	0-0-0	0-0-0		CONFERENCE		0-4-0		0-0-0		14-3-0												
6-2-0	0-0-0	0-0-0		HOME		0-0-0		0-0-0		6-2-0												
6-5-0	0-0-0	0-0-0		AWAY		0-4-0		0-0-0		6-1-0												
2-0-0	0-0-0	0-0-0		NEUTRAL		0-0-0		0-0-0		2-0-0												
RPI	S	Opponent	Score		RPI	S	Opponent	Score		RPI	S	Opponent	Score									
			39	H	Kansas		0	10		55	A	Fordham		1	2		104	A	Ole Miss		3	5
			39	H	Kansas		4	3		55	A	Fordham		0	11		116	H	Southern Ill.		3	9
			44	N	North Dakota St.		3	7		55	A	Fordham		3	4		116	H	Southern Ill.		1	0
										55	A	Fordham		0	5		122	H	Bradley		8	1
										73	N	Omaha		0	8		129	N	Buffalo		5	3
										86	N	Wichita St.		0	3		139	N	Missouri St.		11	1
										90	A	SIU Edwardsville		2	1		165	A	UT Martin		4	3
										90	H	SIU Edwardsville		1	4		165	A	UT Martin		2	7
																	165	N	UT Martin		2	1
																	168	H	Massachusetts		2	1
																	168	H	Massachusetts		6	4
																	181	H	Saint Joseph's		0	6
																	181	H	Saint Joseph's		9	3
																	181	N	Saint Joseph's		6	5
																	181	N	Saint Joseph's		11	8
																	190	A	George Mason		5	3
																	190	A	George Mason		2	1
																	206	A	Louisiana Tech		3	4
																	209	N	Houston Baptist		7	6
																	210	N	Western Mich.		5	2
																	217	A	Dayton		6	5
																	217	A	Dayton		7	6
																	219	N	Bowling Green		11	1
																	224	A	George Washington		5	4
																	224	A	George Washington		7	4
																	227	N	Northern Colo.		10	7
																	229	A	Tennessee St.		3	4
LAST 10 GAMES				55	A	Fordham		0	11	237	H	La Salle		10	6	219	N	Bowling Green		11	1	
			181	N	Saint Joseph's		11	8	122	H	Bradley		8	1	224	A	George Washington		5	4		
			55	A	Fordham		1	2	190	A	George Mason		5	3	224	A	George Washington		7	4		
			181	N	Saint Joseph's		6	5	190	A	George Mason		2	1	227	N	Northern Colo.		10	7		
			237	H	La Salle		8	4	224	A	George Washington		5	4	229	A	Tennessee St.		3	4		

Non-Div. I Games:

Saint Louis

Saint Louis

[illegible]

Non-Div. I Games:

Tennessee Tech

Tennessee Tech

[illegible]

Non-Div. I Games:

St. Mary's (CA)

RPI	S	Opponent	Score	
266	N	Belmont	9	8
266	N	Belmont	6	0
278	H	North Dakota	8	0
285	N	Brown	5	3

St. Mary's (CA)

S
t
.
M
a
r
y
'
s
(
C
A
)

S
t
.
M
a
r
y
'
s
(
C
A
)

Average RPI Win:		203	WON-LOST		WINNING		LAST 10		STRENGTH OF		OPP. STRENGTH		TEAM		ADJ		CONF.		ADJ CONF.	
Average RPI Loss:		75	RECORD		PCT. RANK		GAMES		SCHEDULE		OF SCHEDULE		RPI		RPI		RPI		RPI	
DIV. I ONLY			23-33-0		.41071	200	3-7-0		115		118		152		.48631	151	9		8	
DIV. I NON-CONF.			18-17-0		.51429	136	2-1-0		179		180		140		.4922	137	8		7	
TOTALS		RPI 1-25		RPI 26-50		W-L RECORDS		RPI 51-100		RPI 101-150		RPI 150+								
23-33-0		0-3-0		2-16-0		OVERALL		3-5-0		1-4-0		17-5-0								
14-9-0		0-0-0		2-6-0		HOME		0-0-0		1-1-0		11-2-0								
3-15-0		0-1-0		0-8-0		AWAY		1-3-0		0-0-0		2-3-0								
6-9-0		0-2-0		0-2-0		NEUTRAL		2-2-0		0-3-0		4-0-0								
18-17-0		0-3-0		0-5-0		NON-CONFERENCE		2-3-0		1-4-0		15-2-0								
10-4-0		0-0-0		0-2-0		HOME		0-0-0		1-1-0		9-1-0								
2-5-0		0-1-0		0-0-		AWAY		0-1-0		0-0-0		2-1-0								
6-8-0		0-2-0		0-1-0		NEUTRAL		2-2-0		0-3-0		4-0-0								
5-16-0		0-0-0		2-11-0		CONFERENCE		1-2-0		0-0-0		2-3-0								
4-5-0		0-0-0		2-4-0		HOME		0-0-0		0-0-0		2-1-0								
1-10-0		0-0-0		0-6-0		AWAY		1-2-0		0-0-0		0-2-0								
0-1-0		0-0-0		0-1-0		NEUTRAL		0-0-0		0-0-0		0-0-0								
RPI	S	Opponent		Score		RPI	S	Opponent		Score		RPI	S	Opponent		Score				
6	A	La.-Lafayette		2	13	27	A	UCF		0	1	76	N	Arkansas		0	2			
6	N	La.-Lafayette		2	3	27	A	UCF		1	7	83	N	Boston College		9	1			
20	N	Michigan		0	5	27	A	UCF		0	1	83	N	Boston College		5	3			
						30	H	Mississippi St.		1	2	84	N	North Florida		1	2			
						30	N	Mississippi St.		2	3	88	A	Rutgers		4	3			
						32	H	Lipscomb		1	3	88	A	Rutgers		2	14			
						35	A	Stetson		7	9	88	A	Rutgers		1	3			
						35	A	Stetson		0	8	96	A	Troy		0	9			
						37	A	South Fla.		1	2									
						37	A	South Fla.		0	10									
						37	A	South Fla.		0	12									
						37	N	South Fla.		3	5									
						43	H	Louisville		2	6									
						43	H	Louisville		3	2									
						43	H	Louisville		0	6									
						47	H	Houston		0	9									
						47	H	Houston		5	12									
						47	H	Houston		6	5									
LAST 10 GAMES																				
						37	N	South Fla.		3	5	37	A	South Fla.		0	10			
						43	H	Louisville		2	6	37	A	South Fla.		1	2			
						43	H	Louisville		3	2	37	A	South Fla.		0	12			
						43	H	Louisville		0	6	293	H	Alcorn		9	0			
						112	H	Murray St.		3	4	293	H	Alcorn		9	0			

Non-Div. I Games:

Memphis

[illegible]

Non-Div. I Games:

Incarnate Word

8 0

Incarnate Word

11 2

Incarnate Word

16 2

New Mexico St.

New Mexico St.

Average RPI Win:		185	WON-LOST RECORD		WINNING PCT. RANK		LAST 10 GAMES		STRENGTH OF SCHEDULE		OPP. STRENGTH OF SCHEDULE		TEAM RPI		ADJ RPI		CONF. RPI		ADJ CONF. RPI	
DIV. I ONLY			22-30-0		.42308 194		2-8-0		119		125		149		.48591 153		16		16	
DIV. I NON-CONF.			8-18-0		.30769 232		0-2-0		112		60		188		.46412 187		16		16	
TOTALS		RPI 1-25		RPI 26-50		W-L RECORDS		RPI 51-100		RPI 101-150		RPI 150+								
22-30-0		0-5-0		0-4-0		OVERALL		1-8-0		6-7-0		15-6-0								
11-3-0		0-0-0		0-0-0		HOME		1-2-0		0-0-0		10-1-0								
6-16-0		0-1-0		0-4-0		AWAY		0-3-0		5-6-0		1-1-0								
5-11-0		0-4-0		0-0-0		NEUTRAL		0-2-0		1-1-0		4-4-0								
8-18-0		0-5-0		0-4-0		NON-CONFERENCE		0-2-0		1-3-0		7-4-0								
2-0-0		0-0-0		0-0-0		HOME		0-0-0		0-0-0		2-0-0								
1-9-0		0-1-0		0-0-		AWAY		0-1-0		0-2-0		1-1-0								
5-9-0		0-4-0		0-0-0		NEUTRAL		0-1-0		1-1-0		4-3-0								
14-12-0		0-0-0		0-0-0		CONFERENCE		1-6-0		5-4-0		8-2-0								
9-3-0		0-0-0		0-0-0		HOME		1-2-0		0-0-0		8-1-0								
5-7-0		0-0-0		0-0-0		AWAY		0-3-0		5-4-0		0-0-0								
0-2-0		0-0-0		0-0-0		NEUTRAL		0-1-0		0-0-0		0-1-0								
RPI	S	Opponent		Score		RPI	S	Opponent		Score		RPI	S	Opponent		Score				
1	N	Florida		0	7	34	A	North Carolina St.		0	4	57	H	Coastal Caro.		3	8			
10	N	Missouri		1	7	34	A	North Carolina St.		0	7	57	H	Coastal Caro.		5	6			
17	A	Auburn		0	9	48	A	Virginia Tech		1	2	57	H	Coastal Caro.		4	1			
17	N	Auburn		0	8	48	A	Virginia Tech		2	4	64	A	Longwood		1	3			
25	N	Notre Dame		0	9							64	A	Longwood		0	4			
												64	A	Longwood		1	2			
												64	N	Longwood		4	6			
												69	A	Chattanooga		2	5			
												75	N	Ball St.		4	7			
														110 A Winthrop		7	8			
														110 A Winthrop		7	6			
														110 A Winthrop		6	4			
														123 A Marshall		3	7			
														123 A Marshall		0	4			
														138 A Campbell		4	5			
														138 A Campbell		4	3			
														138 A Campbell		2	4			
														144 A Charleston So.		11	2			
														144 A Charleston So.		5	4			
														144 A Charleston So.		0	8			
														147 N Maryland		6	1			
														149 N Tennessee Tech		0	1			
														155 A Charlotte		6	5			
														162 A Elon		2	3			
														163 H Appalachian St.		3	2			
														163 H Appalachian St.		4	1			
														166 N Towson		6	9			
														166 N Towson		2	1			
														176 H Presbyterian		6	0			
														176 H Presbyterian		6	0			
														176 H Presbyterian		11	0			
														176 N Presbyterian		2	4			
														208 N Butler		0	2			
														225 N Austin Peay		1	3			
														231 H Gardner-Webb		9	2			
														231 H Gardner-Webb		9	2			
														231 H Gardner-Webb		0	3			
														231 H Gardner-Webb		5	2			
														231 H Gardner-Webb		0	3			

Non-Div. I Games:

Radford

RPI	S	Opponent	Score	
231	H	Gardner-Webb	5	2
254	N	Middle Tenn.	6	3
257	H	Liberty	16	5
257	H	Liberty	12	0
257	H	Liberty	10	2
262	N	Savannah St.	6	3
290	N	Alabama A&M	8	3

Radford

R
a
d
f
o
r
d

R
a
d
f
o
r
d

Average RPI Win:		184	WON-LOST RECORD		WINNING PCT. RANK	LAST 10 GAMES		STRENGTH OF SCHEDULE		OPP. STRENGTH OF SCHEDULE	TEAM RPI	ADJ RPI		CONF. RPI	ADJ CONF. RPI		
Average RPI Loss:		95															
DIV. I ONLY			19-28-1		.40625	205	1-9-0		104	138	153	.48434	154	13	13		
DIV. I NON-CONF.			14-12-1		.53704	122	0-2-0		118	159	109	.51287	115	15	15		
TOTALS		RPI 1-25		RPI 26-50		W-L RECORDS		RPI 51-100		RPI 101-150		RPI 150+					
19-28-1		0-7-0		0-3-0		OVERALL		3-7-0		4-5-0		12-6-1					
3-9-1		0-0-0		0-0-0		HOME		1-5-0		0-0-0		2-4-1					
4-15-0		0-6-0		0-3-0		AWAY		1-1-0		2-4-0		1-1-0					
12-4-0		0-1-0		0-0-0		NEUTRAL		1-1-0		2-1-0		9-1-0					
14-12-1		0-7-0		0-0-0		NON-CONFERENCE		2-1-0		2-0-0		10-4-1					
1-2-1		0-0-0		0-0-0		HOME		0-0-0		0-0-0		1-2-1					
2-8-0		0-6-0		0-0-		AWAY		1-1-0		0-0-0		1-1-0					
11-2-0		0-1-0		0-0-0		NEUTRAL		1-0-0		2-0-0		8-1-0					
5-16-0		0-0-0		0-3-0		CONFERENCE		1-6-0		2-5-0		2-2-0					
2-7-0		0-0-0		0-0-0		HOME		1-5-0		0-0-0		1-2-0					
2-7-0		0-0-0		0-3-0		AWAY		0-0-0		2-4-0		0-0-0					
1-2-0		0-0-0		0-0-0		NEUTRAL		0-1-0		0-1-0		1-0-0					
RPI	S	Opponent		Score		RPI	S	Opponent		Score		RPI	S	Opponent		Score	
8	A	Oklahoma		1	9	44	A	North Dakota St.		0	10	54	H	IPFW		2	10
10	A	Missouri		2	4	44	A	North Dakota St.		1	9	54	H	IPFW		8	5
10	A	Missouri		0	5	44	A	North Dakota St.		0	6	54	H	IPFW		0	2
17	A	Auburn		0	6							73	H	Omaha		0	2
24	A	Tulsa		6	7							73	H	Omaha		0	8
24	A	Tulsa		0	8							73	H	Omaha		0	4
24	N	Tulsa		3	7							73	N	Omaha		7	11
												86	A	Wichita St.		6	10
												86	A	Wichita St.		8	5
												95	N	Eastern Ill.		9	3

Non-Div. I Games:

Western Ill.

RPI	S	Opponent	Score	
289	N	Ark.-Pine Bluff	6	4

Western Ill.

W
e
s
t
e
r
n
I
l
l
.

W
e
s
t
e
r
n
I
l
l
.

Average RPI Win:		163	WON-LOST RECORD		WINNING PCT. RANK		LAST 10 GAMES		STRENGTH OF SCHEDULE		OPP. STRENGTH OF SCHEDULE		TEAM RPI		ADJ RPI		CONF. RPI		ADJ CONF. RPI				
DIV. I ONLY			20-29-0		.40816	203	4-6-0		118		102		154		.48415	155	14		12				
DIV. I NON-CONF.			10-15-0		.4	192	1-3-0		223		140		213		.4519	207	11		11				
TOTALS		RPI 1-25		RPI 26-50		W-L RECORDS		RPI 51-100		RPI 101-150		RPI 150+											
20-29-0		0-4-0		1-5-0		OVERALL		3-7-0		7-9-0		9-4-0											
13-15-0		0-0-0		0-3-0		HOME		2-3-0		4-6-0		7-3-0											
7-13-0		0-3-0		1-2-0		AWAY		1-4-0		3-3-0		2-1-0											
0-1-0		0-1-0		0-0-0		NEUTRAL		0-0-0		0-0-0		0-0-0											
10-15-0		0-0-0		0-3-0		NON-CONFERENCE		1-3-0		2-5-0		7-4-0											
7-10-0		0-0-0		0-3-0		HOME		1-1-0		1-3-0		5-3-0											
3-5-0		0-0-0		0-0-		AWAY		0-2-0		1-2-0		2-1-0											
0-0-0		0-0-0		0-0-0		NEUTRAL		0-0-0		0-0-0		0-0-0											
10-14-0		0-4-0		1-2-0		CONFERENCE		2-4-0		5-4-0		2-0-0											
6-5-0		0-0-0		0-0-0		HOME		1-2-0		3-3-0		2-0-0											
4-8-0		0-3-0		1-2-0		AWAY		1-2-0		2-1-0		0-0-0											
0-1-0		0-1-0		0-0-0		NEUTRAL		0-0-0		0-0-0		0-0-0											
RPI	S	Opponent		Score		RPI	S	Opponent		Score		RPI	S	Opponent		Score							
24	A	Tulsa		0 7		31	H	South Carolina		0 12		51	A	FIU		2 0		103	H	Fla. Atlantic		3 4	
24	A	Tulsa		0 9		34	H	North Carolina St.		3 8		51	A	FIU		3 15		103	H	Fla. Atlantic		2 1	
24	A	Tulsa		1 10		34	H	North Carolina St.		2 3		51	A	FIU		3 5		103	H	Fla. Atlantic		0 4	
24	N	Tulsa		0 1		40	A	UAB		1 0		81	H	North Carolina		4 3		119	A	UTSA		2 12	
						40	A	UAB		0 8		91	H	East Carolina		6 11		119	A	UTSA		2 0	
						40	A	UAB		0 8		91	H	East Carolina		4 0		119	A	UTSA		5 3	
												91	H	East Carolina		3 4		123	H	Marshall		9 0	
												93	A	Furman		3 5		123	H	Marshall		2 1	
												93	A	Furman		1 4		123	H	Marshall		1 2	
												98	H	Stony Brook		7 9		130	A	UNC Greensboro		6 1	
																		130	A	UNC Greensboro		1 13	
																		130	H	UNC Greensboro		3 5	
																		130	H	UNC Greensboro		0 9	
																		135	A	Western Caro.		3 4	
																		143	H	Georgetown		0 10	
																		143	H	Georgetown		23 2	
																		153	H	Radford		5 6	
																		162	A	Elon		4 3	
																		180	H	Robert Morris		0 7	
																		180	H	Robert Morris		2 3	
																		187	H	Cleveland St.		9 1	
																		231	A	Gardner-Webb		3 6	
																		231	A	Gardner-Webb		8 0	
																		254	H	Middle Tenn.		10 5	
																		254	H	Middle Tenn.		3 1	
																		257	H	Liberty		7 1	
																		257	H	Liberty		8 0	
												</											

Non-Div. I Games:

Charlotte

RPI	S	Opponent	Score	
267	H	St. Bonaventure	10	2
267	H	St. Bonaventure	12	4

Charlotte

C
h
a
r
l
o
t
t
e

C
h
a
r
l
o
t
t
e

[illegible]

Non-Div. I Games:

Drake

RPI	S	Opponent	Score	
178	A	Indiana St.	3	5
205	A	Evansville	8	0
205	A	Evansville	2	8
205	A	Evansville	4	2
206	N	Louisiana Tech	3	2
222	N	Seton Hall	6	4

Drake

Average RPI Win: 171		WON-LOST	WINNING	LAST 10	STRENGTH OF		OPP. STRENGTH	TEAM	ADJ	CONF.	ADJ CONF.
Average RPI Loss: 133		RECORD	PCT. RANK	GAMES	SCHEDULE		OF SCHEDULE	RPI	RPI	RPI	RPI
DIV. I ONLY		26-31-0	.45614	172	6-4-0		141	183	158	.48174	157
DIV. I NON-CONF.		13-17-0	.43333	173	1-0-0		180	192	180	.46946	177
TOTALS		RPI 1-25	RPI 26-50		W-L RECORDS		RPI 51-100		RPI 101-150		RPI 150+
26-31-0	0-2-0	0-4-0		OVERALL		5-6-0		8-7-0		13-12-0	
7-7-0	0-0-0	0-0-0		HOME		2-2-0		0-2-0		5-3-0	
9-15-0	0-0-0	0-1-0		AWAY		1-2-0		5-3-0		3-9-0	
10-9-0	0-2-0	0-3-0		NEUTRAL		2-2-0		3-2-0		5-0-0	
13-17-0	0-2-0	0-4-0		NON-CONFERENCE		1-3-0		4-1-0		8-7-0	
2-0-0	0-0-0	0-0-0		HOME		0-0-0		0-0-0		2-0-0	
3-10-0	0-0-0	0-0-0		AWAY		0-1-0		2-1-0		1-7-0	
8-7-0	0-2-0	0-3-0		NEUTRAL		1-2-0		2-0-0		5-0-0	
13-14-0	0-0-0	0-0-0		CONFERENCE		4-3-0		4-6-0		5-5-0	
5-7-0	0-0-0	0-0-0		HOME		2-2-0		0-2-0		3-3-0	
6-5-0	0-0-0	0-0-0		AWAY		1-1-0		3-2-0		2-2-0	
2-2-0	0-0-0	0-0-0		NEUTRAL		1-0-0		1-2-0		0-0-0	
RPI S	Opponent	Score	RPI S	Opponent	Score	RPI S	Opponent	Score	RPI S	Opponent	Score
21 N	Nebraska	2 10	38 N	Northwestern	2 13	54 N	IPFW	4 0	103 A	Fla. Atlantic	3 2
24 N	Tulsa	1 2	39 A	Kansas	0 10	66 N	Ohio St.	4 6	118 A	Central Mich.	4 1
			43 N	Louisville	1 7	68 H	Kent St.	2 0	118 A	Central Mich.	0 5
			45 N	San Diego St.	7 8	68 H	Kent St.	5 7	118 N	Central Mich.	2 1
						75 H	Ball St.	4 7	120 N	St. John's (NY)	6 2
						75 H	Ball St.	2 0	124 A	Iowa St.	5 6
						75 N	Ball St.	3 2	124 A	Iowa St.	15 6
						85 N	Albany (NY)	1 3	129 H	Buffalo	2 6
						86 A	Wichita St.	3 8	129 H	Buffalo	2 7
						94 A	Ohio	2 6	129 N	Buffalo	6 11
						94 A	Ohio	6 1	129 N	Buffalo	2 7
									131 A	Akron	0 2
									131 A	Akron	9 4
									131 A	Akron	6 1
									146 N	Delaware	2 1
									160 A	Loyola Chicago	9 10
									160 A	Loyola Chicago	3 4
									192 N	Fairfield	7 3
									194 A	Valparaiso	6 8
									194 A	Valparaiso	3 4
									205 A	Evansville	7 12
									210 H	Western Mich.	10 1
									210 H	Western Mich.	6 1
									211 H	Miami (OH)	5 8
									211 H	Miami (OH)	6 1
									219 A	Bowling Green	10 3
									219 A	Bowling Green	4 6
LAST 10 GAMES			129 N	Buffalo	2 7	94 A	Ohio	6 1	210 H	Western Mich.	6 1
			118 N	Central Mich.	2 1	94 A	Ohio	2 6	211 H	Miami (OH)	5 8
			75 N	Ball St.	3 2	131 A	Akron	0 2	211 H	Miami (OH)	6 1
			131 A	Akron	6 1	131 A	Akron	9 4	219 A	Bowling Green	10 3
			129 N	Buffalo	6 11	251 A	Ill.-Chicago	12 4	219 A	Bowling Green	4 6

Non-Div. I Games:

Northern Ill.

RPI	S	Opponent	Score	
233	H	Toledo	9	10
233	H	Toledo	0	9
234	A	Eastern Mich.	3	4
234	A	Eastern Mich.	8	6
236	N	Jackson St.	8	4
236	N	Jackson St.	8	0
247	A	UMKC	2	5
247	A	UMKC	1	2
251	A	Ill.-Chicago	12	4
259	N	Northern Ky.	4	3
278	H	North Dakota	8	5
278	H	North Dakota	10	2
278	N	North Dakota	10	3

Northern Ill.

N
o
r
t
h
e
r
n
I
l
l
.

N
o
r
t
h
e
r
n
I
l
l
.

Average RPI Win: 236		WON-LOST	WINNING	LAST 10	STRENGTH OF		OPP. STRENGTH	TEAM	ADJ	CONF.	ADJ CONF.
Average RPI Loss: 162		RECORD	PCT. RANK	GAMES	SCHEDULE		OF SCHEDULE	RPI	RPI	RPI	RPI
DIV. I ONLY		35-17-0	.67308	47	8-2-0		276	262	159	.48135	158
DIV. I NON-CONF.		17-12-0	.58621	91	0-0-0		236	181	135	.4924	136
TOTALS		RPI 1-25	RPI 26-50		W-L RECORDS		RPI 51-100		RPI 101-150		RPI 150+
35-17-0		0-0-0	0-2-0		OVERALL		1-2-0		2-4-0		32-9-0
17-5-0		0-0-0	0-0-0		HOME		0-0-0		2-2-0		15-3-0
9-8-0		0-0-0	0-2-0		AWAY		1-2-0		0-1-0		8-3-0
9-4-0		0-0-0	0-0-0		NEUTRAL		0-0-0		0-1-0		9-3-0
17-12-0		0-0-0	0-2-0		NON-CONFERENCE		1-2-0		2-4-0		14-4-0
10-3-0		0-0-0	0-0-0		HOME		0-0-0		2-2-0		8-1-0
1-7-0		0-0-0	0-0-		AWAY		1-2-0		0-1-0		0-2-0
6-2-0		0-0-0	0-0-0		NEUTRAL		0-0-0		0-1-0		6-1-0
18-5-0		0-0-0	0-0-0		CONFERENCE		0-0-0		0-0-0		18-5-0
7-2-0		0-0-0	0-0-0		HOME		0-0-0		0-0-0		7-2-0
8-1-0		0-0-0	0-0-0		AWAY		0-0-0		0-0-0		8-1-0
3-2-0		0-0-0	0-0-0		NEUTRAL		0-0-0		0-0-0		3-2-0
RPI S	Opponent	Score	RPI S	Opponent	Score	RPI S	Opponent	Score	RPI S	Opponent	Score
			33 A	Hofstra	2 7	64 A	Longwood	9 4	121 H	Lehigh	0 1
			33 A	Hofstra	1 8	64 A	Longwood	4 8	121 H	Lehigh	0 1
						91 A	East Carolina	4 6	126 H	Central Conn. St.	4 1
									126 H	Central Conn. St.	2 1
									146 N	Delaware	2 5
									147 A	Maryland	2 10
									186 H	Drexel	7 2
									186 H	Drexel	8 0
									186 N	Drexel	6 2
									186 N	Drexel	4 3
									188 N	Fairleigh Dickinson	4 2
									193 H	Hampton	5 1
									193 H	Hampton	10 9
									193 H	Hampton	2 4
									193 N	Hampton	9 0
									200 N	Bethune-Cookman	2 9
									202 A	Virginia	0 2
									202 A	Virginia	0 8
									220 N	Florida A&M	0 1
									222 N	Seton Hall	1 7
									223 H	Cornell	2 0
									223 H	Cornell	3 1
									226 H	Mt. St. Mary's	5 1
									226 H	Mt. St. Mary's	1 2
									237 N	La Salle	2 0
									242 N	Wagner	14 2
									261 H	Norfolk St.	2 3
LAST 10 GAMES			200 N	Bethune-Cookman	2 9	286 A	UMES	8 4	226 H	Mt. St. Mary's	5 1
			193 N	Hampton	9 0	286 A	UMES	11 3	226 H	Mt. St. Mary's	1 2
			279 N	Coppin St.	5 2	286 A	UMES	8 2	237 N	La Salle	2 0
			220 N	Florida A&M	0 1	288 A	Howard	18 1	242 N	Wagner	14 2
			276 N	N.C. A&T	7 1	288 A	Howard	10 1	261 H	Norfolk St.	2 3

Non-Div. I Games:

Delaware St.

RPI	S	Opponent	Score	
261	H	Norfolk St.	9	0
261	H	Norfolk St.	3	0
268	H	Hartford	1	0
268	H	Hartford	8	0
268	H	Hartford	4	1
271	N	Rhode Island	4	0
276	N	N.C. A&T	7	1
279	H	Coppin St.	3	1
279	H	Coppin St.	13	0
279	H	Coppin St.	9	0
279	N	Coppin St.	5	2
280	A	Morgan St.	1	2
280	A	Morgan St.	12	2
280	A	Morgan St.	8	0
286	A	UMES	11	3
286	A	UMES	8	2
286	A	UMES	8	4
288	A	Howard	18	1
288	A	Howard	10	1
288	A	Howard	11	1

Delaware St.

D
e
l
a
w
a
r
e
s
t
.

D
e
l
a
w
a
r
e
s
t
.

[illegible]

Non-Div. I Games:

LIU Brooklyn

RPI	S	Opponent	Score	
208	N	Butler	4	3
210	N	Western Mich.	5	0
226	A	Mt. St. Mary's	0	1
226	A	Mt. St. Mary's	0	3
233	N	Toledo	1	0
234	N	Eastern Mich.	9	4
234	N	Eastern Mich.	2	1
242	A	Wagner	2	3
242	A	Wagner	4	3
243	A	Manhattan	0	8
243	A	Manhattan	10	7
243	H	Manhattan	9	3
265	H	Sacred Heart	2	1
265	H	Sacred Heart	1	0

L
I
U
B
r
o
o
k
l
y
n

L
I
U
B
r
o
o
k
l
y
n

Average RPI Win: 155		WON-LOST	WINNING	LAST 10	STRENGTH OF		OPP. STRENGTH	TEAM	ADJ	CONF.	ADJ CONF.
Average RPI Loss: 109		RECORD	PCT. RANK	GAMES	SCHEDULE		OF SCHEDULE	RPI	RPI	RPI	RPI
DIV. I ONLY		25-31-0	.44643	179	6-4-0		154	107	157	.48049	160
DIV. I NON-CONF.		11-15-0	.42308	178	0-0-0		156	91	160	.47798	165
TOTALS		RPI 1-25	RPI 26-50		W-L RECORDS		RPI 51-100		RPI 101-150		RPI 150+
25-31-0		0-3-0	0-2-0		OVERALL		6-9-0		4-10-0		15-7-0
9-7-0		0-0-0	0-2-0		HOME		1-2-0		1-1-0		7-2-0
6-15-0		0-3-0	0-0-0		AWAY		3-5-0		1-5-0		2-2-0
10-9-0		0-0-0	0-0-0		NEUTRAL		2-2-0		2-4-0		6-3-0
11-15-0		0-3-0	0-2-0		NON-CONFERENCE		2-3-0		1-3-0		8-4-0
2-2-0		0-0-0	0-2-0		HOME		0-0-0		0-0-0		2-0-0
1-5-0		0-3-0	0-0-		AWAY		0-1-0		0-0-0		1-1-0
8-8-0		0-0-0	0-0-0		NEUTRAL		2-2-0		1-3-0		5-3-0
14-16-0		0-0-0	0-0-0		CONFERENCE		4-6-0		3-7-0		7-3-0
7-5-0		0-0-0	0-0-0		HOME		1-2-0		1-1-0		5-2-0
5-10-0		0-0-0	0-0-0		AWAY		3-4-0		1-5-0		1-1-0
2-1-0		0-0-0	0-0-0		NEUTRAL		0-0-0		1-1-0		1-0-0
RPI S	Opponent	Score	RPI S	Opponent	Score	RPI S	Opponent	Score	RPI S	Opponent	Score
4 A	UCLA	3 11	28 H	DePaul	1 9	53 A	Cal St. Fullerton	2 3	110 N	Winthrop	8 0
4 A	UCLA	2 7	38 H	Northwestern	0 8	62 A	Illinois St.	4 2	112 N	Murray St.	1 6
17 A	Auburn	2 11				62 H	Illinois St.	0 3	116 A	Southern Ill.	2 6
						62 H	Illinois St.	1 12	116 A	Southern Ill.	1 2
						62 H	Illinois St.	3 1	116 A	Southern Ill.	1 7
						63 N	Illinois	1 11	116 N	Southern Ill.	6 1
						67 N	California	3 2	122 A	Bradley	2 4
						73 N	Omaha	2 9	122 A	Bradley	4 3
						86 A	Wichita St.	7 8	122 A	Bradley	2 3
						86 A	Wichita St.	5 1	122 N	Bradley	7 8
						86 A	Wichita St.	5 6	123 N	Marshall	1 8
						92 N	UNLV	10 6	128 N	IUPUI	2 5
						97 A	UNI	2 4	139 H	Missouri St.	5 3
						97 A	UNI	5 2	139 H	Missouri St.	3 10
						97 A	UNI	0 2	154 N	Western Ill.	9 7
									154 N	Western Ill.	1 7
									156 H	Drake	13 3
									156 H	Drake	4 3
									156 H	Drake	4 6
									156 N	Drake	4 0
									157 H	Northern Ill.	10 9
									157 H	Northern Ill.	4 3
									178 A	Indiana St.	3 5
									178 A	Indiana St.	2 1
									178 H	Indiana St.	4 3
									179 A	UC Riverside	2 3
									179 A	UC Riverside	6 5
LAST 10 GAMES			LAST 10 GAMES			LAST 10 GAMES			LAST 10 GAMES		
			122 N	Bradley	7 8	97 A	UNI	5 2			
			62 A	Illinois St.	4 2	97 A	UNI	2 4			
			116 N	Southern Ill.	6 1	205 H	Evansville	4 0			
			156 N	Drake	4 0	205 H	Evansville	1 2			
			97 A	UNI	0 2	205 H	Evansville	9 1			

Non-Div. I Games:

Loyola Chicago

RPI	S	Opponent	Score	
205	H	Evansville	1	2
205	H	Evansville	4	0
205	H	Evansville	9	1
246	N	Bakersfield	5	2
246	N	Bakersfield	5	4
251	N	Ill.-Chicago	8	2
252	N	Morehead St.	3	4
269	N	Southeast Mo. St.	3	13
290	N	Alabama A&M	8	4

Loyola Chicago

L
o
y
o
l
a
C
h
i
c
a
g
o

L
o
y
o
l
a
C
h
i
c
a
g
o

Average RPI Win: 203		WON-LOST	WINNING	LAST 10	STRENGTH OF	OPP. STRENGTH	TEAM	ADJ	CONF.	ADJ CONF.		
Average RPI Loss: 146		RECORD	PCT. RANK	GAMES	SCHEDULE	OF SCHEDULE	RPI	RPI	RPI	RPI		
DIV. I ONLY		17-19-0	.47222	160	3-6-0	148	228	160	.47964	161	21	22
DIV. I NON-CONF.		9-10-0	.47368	156	1-2-0	166	235	161	.47853	164	22	23
<hr/>												
TOTALS		RPI 1-25	RPI 26-50		W-L RECORDS	RPI 51-100		RPI 101-150		RPI 150+		
17-19-0	0-0-0	0-2-0		OVERALL		1-6-0		2-2-0		14-9-0		
5-3-0	0-0-0	0-0-0		HOME		0-0-0		0-0-0		5-3-0		
4-10-0	0-0-0	0-2-0		AWAY		1-6-0		1-1-0		2-1-0		
8-6-0	0-0-0	0-0-0		NEUTRAL		0-0-0		1-1-0		7-5-0		
<hr/>												
9-10-0	0-0-0	0-2-0		NON-CONFERENCE		0-1-0		2-2-0		7-5-0		
0-0-0	0-0-0	0-0-0		HOME		0-0-0		0-0-0		0-0-0		
1-4-0	0-0-0	0-0-		AWAY		0-1-0		1-1-0		0-0-0		
8-6-0	0-0-0	0-0-0		NEUTRAL		0-0-0		1-1-0		7-5-0		
<hr/>												
8-9-0	0-0-0	0-0-0		CONFERENCE		1-5-0		0-0-0		7-4-0		
5-3-0	0-0-0	0-0-0		HOME		0-0-0		0-0-0		5-3-0		
3-6-0	0-0-0	0-0-0		AWAY		1-5-0		0-0-0		2-1-0		
0-0-0	0-0-0	0-0-0		NEUTRAL		0-0-0		0-0-0		0-0-0		
<hr/>												
RPI	S	Opponent	Score	RPI	S	Opponent	Score	RPI	S	Opponent	Score	
				37	A	South Fla.	0 8	83	A	Boston College	3 4	
				37	A	South Fla.	2 8	85	A	Albany (NY)	3 0	
								85	A	Albany (NY)	0 4	
								85	A	Albany (NY)	4 6	
								98	A	Stony Brook	0 2	
								98	A	Stony Brook	0 1	
								98	A	Stony Brook	1 3	

Non-Div. I Games: Husson 6 1

Maine

Average RPI Win:	198	WON-LOST RECORD	WINNING PCT. RANK	LAST 10 GAMES		STRENGTH OF SCHEDULE	OPP. STRENGTH OF SCHEDULE	TEAM RPI	ADJ RPI	CONF. RPI	ADJ CONF. RPI	
DIV. I ONLY		24-29-1	.4537	174	3-7-0	155	184	164	.47919	162	12	14
DIV. I NON-CONF.		18-12-1	.59677	85	1-1-0	209	260	131	.49642	130	13	13
<hr/>												
TOTALS	RPI 1-25	RPI 26-50		W-L RECORDS		RPI 51-100		RPI 101-150		RPI 150+		
24-29-1	0-0-0	0-2-0		OVERALL		2-13-0		3-9-1		19-5-0		
16-10-0	0-0-0	0-0-0		HOME		1-4-0		2-1-0		13-5-0		
3-17-1	0-0-0	0-2-0		AWAY		1-8-0		1-7-1		1-0-0		
5-2-0	0-0-0	0-0-0		NEUTRAL		0-1-0		0-1-0		5-0-0		
18-12-1	0-0-0	0-2-0		NON-CONFERENCE		0-5-0		0-2-1		18-3-0		
12-5-0	0-0-0	0-0-0		HOME		0-2-0		0-0-0		12-3-0		
1-6-1	0-0-0	0-0-		AWAY		0-3-0		0-1-1		1-0-0		
5-1-0	0-0-0	0-0-0		NEUTRAL		0-0-0		0-1-0		5-0-0		
6-17-0	0-0-0	0-0-0		CONFERENCE		2-8-0		3-7-0		1-2-0		
4-5-0	0-0-0	0-0-0		HOME		1-2-0		2-1-0		1-2-0		
2-11-0	0-0-0	0-0-0		AWAY		1-5-0		1-6-0		0-0-0		
0-1-0	0-0-0	0-0-0		NEUTRAL		0-1-0		0-0-0		0-0-0		
RPI	S	Opponent	Score	RPI	S	Opponent	Score	RPI	S	Opponent	Score	
				34	A	North Carolina St.	5 13	60	A	Ga. Southern	4 5	
				35	A	Stetson	0 9	60	A	Ga. Southern	3 7	
								60	A	Ga. Southern	1 9	
								60	N	Ga. Southern	0 4	
								64	A	Longwood	5 6	
								69	A	Chattanooga	5 4	
								69	A	Chattanooga	2 12	
								69	A	Chattanooga	0 3	
								81	H	North Carolina	1 13	
								91	A	East Carolina	0 6	
								91	A	East Carolina	2 4	
								93	H	Furman	0 9	
								93	H	Furman	5 4	
								93	H	Furman	2 4	
								100	H	Syracuse	0 5	

Non-Div. I Games:

Elon

RPI	S	Opponent	Score	
217	H	Dayton	2	0
232	H	UMBC	2	3
248	H	Niagara	6	5
276	A	N.C. A&T	3	0
276	H	N.C. A&T	7	3
279	H	Coppin St.	17	8
279	H	Coppin St.	7	1
281	H	N.C. Central	7	2
286	N	UMES	9	0
286	N	UMES	11	0

Average RPI Win: 165		WON-LOST	WINNING	LAST 10	STRENGTH OF		OPP. STRENGTH	TEAM	ADJ	CONF.	ADJ CONF.
Average RPI Loss: 103		RECORD	PCT. RANK	GAMES	SCHEDULE		OF SCHEDULE	RPI	RPI	RPI	RPI
DIV. I ONLY		19-32-0	.37255	216	2-8-0		108	136	168	.47633	163
DIV. I NON-CONF.		12-17-0	.41379	184	0-2-0		134	182	165	.47948	160
TOTALS		RPI 1-25	RPI 26-50		W-L RECORDS		RPI 51-100		RPI 101-150		RPI 150+
19-32-0		0-1-0	0-3-0		OVERALL		4-12-0		6-10-0		9-6-0
5-9-0		0-0-0	0-1-0		HOME		2-4-0		2-4-0		1-0-0
9-8-0		0-0-0	0-0-0		AWAY		2-2-0		2-3-0		5-3-0
5-15-0		0-1-0	0-2-0		NEUTRAL		0-6-0		2-3-0		3-3-0
12-17-0		0-1-0	0-3-0		NON-CONFERENCE		1-6-0		4-2-0		7-5-0
2-1-0		0-0-0	0-1-0		HOME		1-0-0		0-0-0		1-0-0
5-3-0		0-0-0	0-0-		AWAY		0-1-0		2-0-0		3-2-0
5-13-0		0-1-0	0-2-0		NEUTRAL		0-5-0		2-2-0		3-3-0
7-15-0		0-0-0	0-0-0		CONFERENCE		3-6-0		2-8-0		2-1-0
3-8-0		0-0-0	0-0-0		HOME		1-4-0		2-4-0		0-0-0
4-5-0		0-0-0	0-0-0		AWAY		2-1-0		0-3-0		2-1-0
0-2-0		0-0-0	0-0-0		NEUTRAL		0-1-0		0-1-0		0-0-0
RPI S	Opponent	Score	RPI S	Opponent	Score	RPI S	Opponent	Score	RPI S	Opponent	Score
5 N	Oregon	1 9	29 H	USC Upstate	0 1	57 A	Coastal Caro.	0 8	102 N	Bryant	4 1
			32 N	Lipscomb	2 9	59 N	Fresno St.	3 11	102 N	Bryant	0 6
			45 N	San Diego St.	6 7	60 H	Ga. Southern	3 4	111 A	Samford	2 3
						60 H	Ga. Southern	0 4	111 A	Samford	0 3
						60 H	Ga. Southern	4 9	111 A	Samford	0 1
						69 H	Chattanooga	4 1	112 N	Murray St.	5 0
						69 H	Chattanooga	1 4	130 H	UNC Greensboro	5 11
						69 N	Chattanooga	0 3	130 H	UNC Greensboro	0 7
						71 N	Oregon St.	2 12	130 H	UNC Greensboro	19 20
						93 A	Furman	7 3	135 H	Western Caro.	0 5
						93 A	Furman	2 4	135 H	Western Caro.	7 4
						93 A	Furman	5 3	135 H	Western Caro.	6 2
						95 N	Eastern Ill.	0 1	135 N	Western Caro.	2 3
						95 N	Eastern Ill.	1 2	139 N	Missouri St.	0 6
						99 N	Jacksonville St.	0 5	144 A	Charleston So.	3 2
						100 H	Syracuse	10 4	144 A	Charleston So.	1 0
									153 A	Radford	1 4
									153 A	Radford	2 3
									162 A	Elon	11 1
									162 A	Elon	3 5
									162 A	Elon	4 0
									171 N	Penn St.	4 10
									176 N	Presbyterian	4 1
									203 A	East Tenn. St.	10 1
									203 A	East Tenn. St.	9 2
									205 N	Evansville	2 5
									210 N	Western Mich.	0 9
LAST 10 GAMES			135 N	Western Caro.	2 3	130 H	UNC Greensboro	0 7	176 N	Presbyterian	4 1
			69 N	Chattanooga	0 3	130 H	UNC Greensboro	5 11	203 A	East Tenn. St.	10 1
			93 A	Furman	5 3	130 H	UNC Greensboro	19 20	203 A	East Tenn. St.	9 2
			93 A	Furman	2 4	29 H	USC Upstate	0 1	205 N	Evansville	2 5
			93 A	Furman	7 3	153 A	Radford	2 3	210 N	Western Mich.	0 9

Non-Div. I Games:

Appalachian St.

RPI	S	Opponent	Score	
245	N	Colgate	3	2
281	A	N.C. Central	5	1
281	H	N.C. Central	7	5
290	N	Alabama A&M	11	2

Appalachian St.

A
P
P
a
l
a
c
h
i
a
n
S
t
.

A
P
P
a
l
a
c
h
i
a
n
S
t
.

Average RPI Win: 216		WON-LOST	WINNING	LAST 10	STRENGTH OF		OPP. STRENGTH	TEAM	ADJ	CONF.	ADJ CONF.				
Average RPI Loss: 178		RECORD	PCT. RANK	GAMES	SCHEDULE		OF SCHEDULE	RPI	RPI	RPI	RPI				
DIV. I ONLY		35-19-0	.64815	55	9-1-0		272	226	155	.47627	164	28	28		
DIV. I NON-CONF.		19-14-0	.57576	102	1-0-0		284	211	185	.45805	198	28	28		
<hr/>															
TOTALS		RPI 1-25	RPI 26-50		W-L RECORDS		RPI 51-100		RPI 101-150		RPI 150+				
35-19-0		0-0-0	0-1-0		OVERALL		0-2-0		6-5-0		29-11-0				
11-3-0		0-0-0	0-0-0		HOME		0-1-0		3-1-0		8-1-0				
8-6-0		0-0-0	0-1-0		AWAY		0-1-0		0-1-0		8-3-0				
16-10-0		0-0-0	0-0-0		NEUTRAL		0-0-0		3-3-0		13-7-0				
19-14-0		0-0-0	0-1-0		NON-CONFERENCE		0-2-0		4-4-0		15-7-0				
4-1-0		0-0-0	0-0-0		HOME		0-1-0		1-0-0		3-0-0				
2-3-0		0-0-0	0-0-		AWAY		0-1-0		0-1-0		2-0-0				
13-10-0		0-0-0	0-0-0		NEUTRAL		0-0-0		3-3-0		10-7-0				
16-5-0		0-0-0	0-0-0		CONFERENCE		0-0-0		2-1-0		14-4-0				
7-2-0		0-0-0	0-0-0		HOME		0-0-0		2-1-0		5-1-0				
6-3-0		0-0-0	0-0-0		AWAY		0-0-0		0-0-0		6-3-0				
3-0-0		0-0-0	0-0-0		NEUTRAL		0-0-0		0-0-0		3-0-0				
RPI	S	Opponent	Score	RPI	S	Opponent	Score	RPI	S	Opponent	Score	RPI	S	Opponent	Score
				31	A	South Carolina	0 2	83	A	Boston College	0 8	102	N	Bryant	5 7
								83	H	Boston College	0 3	102	N	Bryant	8 3
												116	N	Southern Ill.	7 6
												121	H	Lehigh	6 4
												121	H	Lehigh	8 4
												121	H	Lehigh	0 3
												136	H	Harvard	2 1
												137	N	UC Davis	3 4
												137	N	UC Davis	5 6
												142	A	Dartmouth	4 5
												143	N	Georgetown	6 3
												159	N	LIU Brooklyn	4 3
												161	N	Maine	10 2
												187	N	Cleveland St.	3 5
												187	N	Cleveland St.	9 1
												198	N	Michigan St.	11 4
												199	A	Army	3 9
												199	A	Army	6 4
												199	A	Army	7 4
												199	N	Army	8 0
												204	H	UConn	3 1
												208	N	Butler	0 7
												211	N	Miami (OH)	3 0
												222	N	Seton Hall	2 3
												231	N	Gardner-Webb	4 0
												233	N	Toledo	2 6
												235	H	Bucknell	6 0
				LAST 10 GAMES											
				235	N	Bucknell	10 5	235	H	Bucknell	6 0	211	N	Miami (OH)	3 0
				199	N	Army	8 0	255	H	UMass Lowell	4 3	222	N	Seton Hall	2 3
				235	N	Bucknell	4 3	274	H	Lafayette	2 1	231	N	Gardner-Webb	4 0
				235	H	Bucknell	1 9	274	H	Lafayette	3 1	233	N	Toledo	2 6
				235	H	Bucknell	1 0	274	H	Lafayette	10 1	235	H	Bucknell	6 0

Non-Div. I Games:

Boston U.

RPI	S	Opponent	Score	
235	H	Bucknell	1	9
235	H	Bucknell	1	0
235	N	Bucknell	10	5
235	N	Bucknell	4	3
238	N	Villanova	3	5
245	A	Colgate	7	2
245	A	Colgate	5	2
245	A	Colgate	8	1
249	N	Seattle	11	17
249	N	Seattle	1	4
250	A	Santa Clara	8	4
255	A	UMass Lowell	9	1
255	H	UMass Lowell	4	3
260	N	Providence	10	2
264	A	Holy Cross	2	4
264	A	Holy Cross	11	1
264	A	Holy Cross	5	6
271	H	Rhode Island	7	4
272	N	Quinnipiac	9	1
273	N	Yale	3	2
273	N	Yale	13	2
274	H	Lafayette	3	1
274	H	Lafayette	10	1
274	H	Lafayette	2	1

Boston U.

B
o
s
t
o
n
U
.

B
o
s
t
o
n
U
.

[illegible]

Non-Div. I Games:

UT Martin

RPI	S	Opponent	Score	
225	A	Austin Peay	9	0
227	N	Northern Colo.	1	0
229	H	Tennessee St.	4	3
229	H	Tennessee St.	6	5
236	N	Jackson St.	2	4
239	N	Princeton	4	0
245	N	Colgate	7	1
252	A	Morehead St.	9	4
252	A	Morehead St.	11	7
254	H	Middle Tenn.	0	2
266	H	Belmont	2	1
266	H	Belmont	3	1
269	H	Southeast Mo. St.	6	1
269	H	Southeast Mo. St.	12	6

UT Martin

U
T
M
a
r
t
i
n

U
T
M
a
r
t
i
n

RPI	S	Opponent	Score	
274	A	Lafayette	6	9
274	A	Lafayette	8	0
274	N	Lafayette	6	8
274	N	Lafayette	6	2
276	A	N.C. A&T	6	0
276	A	N.C. A&T	7	10
280	H	Morgan St.	15	7
280	H	Morgan St.	14	2
281	N	N.C. Central	18	6
288	H	Howard	6	0
288	H	Howard	8	0

T
O
W
S
O
N

T
O
W
S
O
N

Towson

Average RPI Win:		204	WON-LOST RECORD		WINNING PCT. RANK	LAST 10 GAMES		STRENGTH OF SCHEDULE		OPP. STRENGTH OF SCHEDULE	TEAM RPI	ADJ RPI	CONF. RPI	ADJ CONF. RPI			
Average RPI Loss:		79															
DIV. I ONLY			22-31-0		.41509	197	2-8-0		160	93	169	.47497	167	14	12		
DIV. I NON-CONF.			12-17-0		.41379	184	0-4-0		107	112	141	.48981	140	11	11		
TOTALS		RPI 1-25		RPI 26-50		W-L RECORDS		RPI 51-100		RPI 101-150		RPI 150+					
22-31-0		0-10-0		2-4-0		OVERALL		1-7-0		4-5-0		15-5-0					
13-11-0		0-1-0		1-2-0		HOME		0-3-0		2-3-0		10-2-0					
6-18-0		0-9-0		0-1-0		AWAY		1-4-0		1-2-0		4-2-0					
3-2-0		0-0-0		1-1-0		NEUTRAL		0-0-0		1-0-0		1-1-0					
12-17-0		0-10-0		1-2-0		NON-CONFERENCE		1-1-0		1-2-0		9-2-0					
8-4-0		0-1-0		0-0-0		HOME		0-0-0		0-2-0		8-1-0					
1-11-0		0-9-0		0-0-		AWAY		1-1-0		0-0-0		0-0-0					
3-2-0		0-0-0		1-1-0		NEUTRAL		0-0-0		1-0-0		1-1-0					
10-14-0		0-0-0		1-2-0		CONFERENCE		0-6-0		3-3-0		6-3-0					
5-7-0		0-0-0		1-2-0		HOME		0-3-0		2-1-0		2-1-0					
5-7-0		0-0-0		0-0-0		AWAY		0-3-0		1-2-0		4-2-0					
0-0-0		0-0-0		0-0-0		NEUTRAL		0-0-0		0-0-0		0-0-0					
RPI	S	Opponent		Score		RPI	S	Opponent		Score		RPI	S	Opponent		Score	
3	H	Alabama		0	12	26	A	Texas		2	10	51	H	FIU		0	10
7	A	Florida St.		0	11	40	H	UAB		0	3	51	H	FIU		0	5
7	A	Florida St.		0	12	40	H	UAB		0	2	51	H	FIU		4	17
7	A	Florida St.		1	5	40	H	UAB		3	1	91	A	East Carolina		1	12
9	A	Arizona St.		0	5	44	N	North Dakota St.		7	6	91	A	East Carolina		1	5
9	A	Arizona St.		0	6	44	N	North Dakota St.		0	1	91	A	East Carolina		0	8
9	A	Arizona St.		0	8							96	A	Troy		6	7
11	A	Arizona		0	9							96	A	Troy		6	4
11	A	Arizona		0	12												
11	A	Arizona		2	14												
LAST 10 GAMES																	
51	H	FIU		0	5	9	A	Arizona St.		0	8	275	H	Detroit		5	4
51	H	FIU		4	17	3	H	Alabama		0	12	275	H	Detroit		3	4
51	H	FIU		0	10	206	A	Louisiana Tech		0	7	289	H	Ark.-Pine Bluff		4	1
9	A	Arizona St.		0	5	206	A	Louisiana Tech		2	0	289	H	Ark.-Pine Bluff		13	5
9	A	Arizona St.		0	6	206	A	Louisiana Tech		4	3	293	H	Alcorn		8	0

Non-Div. I Games:

Southern Miss.

RPI	S	Opponent	Score	
293	H	Alcorn	13	0
293	H	Alcorn	10	0

Southern Miss.

S
o
u
t
h
e
r
n
M
i
s
s
.

S
o
u
t
h
e
r
n
M
i
s
s
.

Average RPI Win:		219	WON-LOST RECORD		WINNING PCT. RANK		LAST 10 GAMES		STRENGTH OF SCHEDULE		OPP. STRENGTH OF SCHEDULE		TEAM RPI		ADJ RPI		CONF. RPI		ADJ CONF. RPI					
Average RPI Loss:		104																						
DIV. I ONLY			16-22-1		.42308		194		5-4-1		152		169		172		.47231		168		24		24	
DIV. I NON-CONF.			6-14-0		.3		235		0-1-0		132		75		204		.45699		201		25		25	
TOTALS		RPI 1-25		RPI 26-50		W-L RECORDS		RPI 51-100		RPI 101-150		RPI 150+												
16-22-1		0-1-0		0-5-0		OVERALL		1-8-0		0-2-0		15-6-1												
9-2-1		0-0-0		0-0-0		HOME		0-1-0		0-0-0		9-1-1												
3-9-0		0-0-0		0-2-0		AWAY		0-3-0		0-2-0		3-2-0												
4-11-0		0-1-0		0-3-0		NEUTRAL		1-4-0		0-0-0		3-3-0												
6-14-0		0-1-0		0-5-0		NON-CONFERENCE		1-5-0		0-0-0		5-3-0												
3-1-0		0-0-0		0-0-0		HOME		0-1-0		0-0-0		3-0-0												
0-3-0		0-0-0		0-0-		AWAY		0-0-0		0-0-0		0-1-0												
3-10-0		0-1-0		0-3-0		NEUTRAL		1-4-0		0-0-0		2-2-0												
10-8-1		0-0-0		0-0-0		CONFERENCE		0-3-0		0-2-0		10-3-1												
6-1-1		0-0-0		0-0-0		HOME		0-0-0		0-0-0		6-1-1												
3-6-0		0-0-0		0-0-0		AWAY		0-3-0		0-2-0		3-1-0												
1-1-0		0-0-0		0-0-0		NEUTRAL		0-0-0		0-0-0		1-1-0												
RPI	S	Opponent		Score		RPI	S	Opponent		Score		RPI	S	Opponent		Score		RPI	S	Opponent		Score		
12	N	Baylor		1	5	28	N	DePaul		2	4	55	A	Fordham		2	6	148	A	Saint Louis		1	2	
						33	N	Hofstra		0	8	55	A	Fordham		2	7	148	A	Saint Louis		4	6	
						37	A	South Fla.		0	3	55	A	Fordham		1	9	173	N	Iona		3	5	
						43	A	Louisville		2	6	66	N	Ohio St.		3	13	181	H	Saint Joseph's		6	5	
						50	N	Col. of Charleston		3	13	66	N	Ohio St.		7	9	181	H	Saint Joseph's		4	1	
												83	H	Boston College		3	4	190	H	George Mason		0	5	
												88	N	Rutgers		0	3	190	H	George Mason		6	5	
												88	N	Rutgers		4	10	204	A	UConn		2	4	
												94	N	Ohio		4	3	204	H	UConn		11	0	
																		204	N	UConn		8	7	
																		208	N	Butler		8	7	
																		217	H	Dayton		5	2	
																		217	H	Dayton		9	4	
																		217	N	Dayton		2	6	
																		217	N	Dayton		7	2	
																		222	N	Seton Hall		5	7	
																		237	A	La Salle		0	3	
																		237	A	La Salle		9	4	
																		267	A	St. Bonaventure		17	2	
																		267	A	St. Bonaventure		10	8	
																		271	H	Rhode Island		7	0	
																		271	H	Rhode Island		2	2	
																		273	H	Yale		3	1	
																		273	H	Yale		6	1	
LAST 10 GAMES																								
																		271	H	Rhode Island		2	2	
																		271	H	Rhode Island		7	0	
																		181	H	Saint Joseph's		4	1	
																		181	H	Saint Joseph's		6	5	
																		204	A	UConn		2	4	

Non-Div. I Games:

Massachusetts

Average RPI Win:	190	WON-LOST RECORD	WINNING PCT. RANK	LAST 10 GAMES	STRENGTH OF SCHEDULE	OPP. STRENGTH OF SCHEDULE	TEAM RPI	ADJ RPI	CONF. RPI	ADJ CONF. RPI				
DIV. I ONLY		23-28-0	.45098	177	4-6-0	171	206	174	.4723	169	27	27		
DIV. I NON-CONF.		10-21-0	.32258	222	0-1-0	102	151	189	.4653	182	26	26		
<hr/>														
TOTALS	RPI 1-25	RPI 26-50		W-L RECORDS		RPI 51-100		RPI 101-150		RPI 150+				
23-28-0	0-1-0	0-0-0		OVERALL		4-10-0		4-9-0		15-8-0				
9-2-0	0-0-0	0-0-0		HOME		0-0-0		1-1-0		8-1-0				
8-15-0	0-0-0	0-0-0		AWAY		2-1-0		3-3-0		3-1-0				
6-11-0	0-1-0	0-0-0		NEUTRAL		2-3-0		0-4-0		4-3-0				
<hr/>														
10-21-0	0-1-0	0-0-0		NON-CONFERENCE		4-10-0		2-6-0		4-4-0				
1-1-0	0-0-0	0-0-0		HOME		0-0-0		1-1-0		0-0-0				
4-9-0	0-0-0	0-0-		AWAY		2-7-0		1-1-0		1-1-0				
5-11-0	0-1-0	0-0-0		NEUTRAL		2-3-0		0-4-0		3-3-0				
<hr/>														
13-7-0	0-0-0	0-0-0		CONFERENCE		0-0-0		2-3-0		11-4-0				
8-1-0	0-0-0	0-0-0		HOME		0-0-0		0-0-0		8-1-0				
4-6-0	0-0-0	0-0-0		AWAY		0-0-0		2-3-0		2-3-0				
1-0-0	0-0-0	0-0-0		NEUTRAL		0-0-0		0-0-0		1-0-0				
<hr/>														
RPI	S	Opponent	Score		RPI	S	Opponent	Score		RPI	S	Opponent	Score	
5	N	Oregon	0 8											
					56	N	UC Santa Barbara	0 4		125	A	Idaho St.	2 7	
					59	A	Fresno St.	0 2		125	A	Idaho St.	8 0	
					61	A	Utah	14 10		125	A	Idaho St.	3 10	
					61	A	Utah	4 12		125	A	Idaho St.	8 5	
					73	N	Omaha	5 1		125	A	Idaho St.	2 3	
					73	N	Omaha	8 2		127	H	Nevada	8 6	
					77	A	BYU	2 10		127	N	Nevada	4 6	
					77	A	BYU	2 8		127	N	Nevada	2 4	
					77	N	BYU	2 10		127	N	Nevada	0 10	
					78	A	Colorado St.	0 8		145	A	Grand Canyon	4 9	
					82	A	Boise St.	3 4		145	A	Grand Canyon	9 8	
					82	A	Boise St.	4 6		145	H	Grand Canyon	4 9	
					82	A	Boise St.	2 1		145	N	Grand Canyon	3 7	
					91	N	East Carolina	3 6		179	N	UC Riverside	2 5	
										182	H	Weber St.	8 7	
										182	H	Weber St.	3 8	
										182	H	Weber St.	10 5	
										189	A	Sacramento St.	3 6	
										189	A	Sacramento St.	6 4	
										189	N	Sacramento St.	5 2	
										197	N	Utah St.	0 8	
										197	N	Utah St.	4 1	
										217	N	Dayton	9 10	
					125	A	Idaho St.	2 7		227	A	Northern Colo.	5 6	
					125	A	Idaho St.	8 5		227	A	Northern Colo.	17 5	
					125	A	Idaho St.	8 0		227	A	Northern Colo.	1 9	
					189	N	Sacramento St.	5 2		227	A	Northern Colo.	3 5	
					227	A	Northern Colo.	17 5		228	A	Utah Valley	3 5	

Non-Div. I Games: Dixie St. 0 3

Southern Utah

RPI	S	Opponent	Score	
228	A	Utah Valley	7	3
263	H	Portland St.	7	6
263	H	Portland St.	8	0
263	H	Portland St.	10	2
274	N	Lafayette	8	5
274	N	Lafayette	13	5
278	H	North Dakota	10	2
278	H	North Dakota	7	4
278	H	North Dakota	10	2

S
o
u
t
h
e
r
n
U
t
a
h

S
o
u
t
h
e
r
n
U
t
a
h

Southern Utah

Average RPI Win:	173	WON-LOST	WINNING	LAST 10	STRENGTH OF	OPP. STRENGTH	TEAM	ADJ	CONF.	ADJ CONF.					
Average RPI Loss:	72	RECORD	PCT. RANK	GAMES	SCHEDULE	OF SCHEDULE	RPI	RPI	RPI	RPI					
DIV. I ONLY		15-29-0	.34091	235	2-8-0	126	40	175	.47226	170	6	6			
DIV. I NON-CONF.		9-11-0	.45	163	0-1-0	74	93	121	.50959	121	5	5			
<hr/>															
TOTALS	RPI 1-25	RPI 26-50		W-L RECORDS		RPI 51-100		RPI 101-150		RPI 150+					
15-29-0	0-6-0	0-6-0		OVERALL		4-12-0		0-3-0		11-2-0					
6-9-0	0-2-0	0-0-0		HOME		2-6-0		0-0-0		4-1-0					
3-15-0	0-1-0	0-6-0		AWAY		1-4-0		0-3-0		2-1-0					
6-5-0	0-3-0	0-0-0		NEUTRAL		1-2-0		0-0-0		5-0-0					
9-11-0	0-4-0	0-1-0		NON-CONFERENCE		1-4-0		0-0-0		8-2-0					
1-1-0	0-0-0	0-0-0		HOME		0-0-0		0-0-0		1-1-0					
2-5-0	0-1-0	0-0-		AWAY		0-2-0		0-0-0		2-1-0					
6-5-0	0-3-0	0-0-0		NEUTRAL		1-2-0		0-0-0		5-0-0					
6-18-0	0-2-0	0-5-0		CONFERENCE		3-8-0		0-3-0		3-0-0					
5-8-0	0-2-0	0-0-0		HOME		2-6-0		0-0-0		3-0-0					
1-10-0	0-0-0	0-5-0		AWAY		1-2-0		0-3-0		0-0-0					
0-0-0	0-0-0	0-0-0		NEUTRAL		0-0-0		0-0-0		0-0-0					
RPI	S	Opponent	Score	RPI	S	Opponent	Score	RPI	S	Opponent	Score				
7	H	Florida St.	2 5	34	A	North Carolina St.	0 9	53	A	Cal St. Fullerton	4 7	147	A	Maryland	0 8
7	H	Florida St.	3 10	34	A	North Carolina St.	1 5	63	N	Illinois	0 2	147	A	Maryland	6 7
8	N	Oklahoma	1 2	34	A	North Carolina St.	2 5	66	A	Ohio St.	1 5	147	A	Maryland	5 7
13	N	Tennessee	0 5	37	A	South Fla.	1 5	68	N	Kent St.	1 0	171	N	Penn St.	3 1
15	A	Kentucky	3 4	48	A	Virginia Tech	2 3	68	N	Kent St.	1 6	174	N	Binghamton	11 10
20	N	Michigan	0 9	48	A	Virginia Tech	0 2	81	H	North Carolina	7 8	180	H	Robert Morris	9 1
								81	H	North Carolina	0 9	180	H	Robert Morris	2 6
								83	A	Boston College	2 0	195	A	Youngstown St.	2 4
								83	A	Boston College	4 13	202	H	Virginia	10 2
								83	A	Boston College	3 5	202	H	Virginia	9 4
								87	H	Georgia Tech	3 1	202	H	Virginia	7 6
								87	H	Georgia Tech	4 3	208	N	Butler	6 4
								87	H	Georgia Tech	1 7	215	N	Wright St.	2 1
								100	H	Syracuse	4 11	221	N	Loyola Marymount	4 3
								100	H	Syracuse	7 12	246	A	Bakersfield	4 3
								100	H	Syracuse	2 5	246	A	Bakersfield	7 5
<hr/>															
LAST 10 GAMES															
						147	A	Maryland	5 7	87	H	Georgia Tech	4 3		
						147	A	Maryland	0 8	87	H	Georgia Tech	3 1		
						147	A	Maryland	6 7	7	H	Florida St.	2 5		
						66	A	Ohio St.	1 5	7	H	Florida St.	3 10		
						87	H	Georgia Tech	1 7	100	H	Syracuse	7 12		

Non-Div. I Games:

Pittsburgh

Average RPI Win: 191		WON-LOST	WINNING	LAST 10	STRENGTH OF		OPP. STRENGTH	TEAM	ADJ	CONF.	ADJ CONF.
Average RPI Loss: 69		RECORD	PCT. RANK	GAMES	SCHEDULE		OF SCHEDULE	RPI	RPI	RPI	RPI
DIV. I ONLY		14-35-0	.28571	254	0-10-0		78	53	177	.47188	171
DIV. I NON-CONF.		9-15-0	.375	202	0-0-0		84	115	145	.48911	142
TOTALS		RPI 1-25	RPI 26-50		W-L RECORDS		RPI 51-100		RPI 101-150		RPI 150+
14-35-0		1-11-0	0-4-0		OVERALL		0-12-0		1-4-0		12-4-0
3-13-0		0-3-0	0-3-0		HOME		0-6-0		0-0-0		3-1-0
6-10-0		1-5-0	0-0-0		AWAY		0-1-0		0-2-0		5-1-0
5-12-0		0-3-0	0-1-0		NEUTRAL		0-4-0		1-2-0		4-2-0
9-15-0		1-5-0	0-0-0		NON-CONFERENCE		0-3-0		1-4-0		7-3-0
3-1-0		0-0-0	0-0-0		HOME		0-0-0		0-0-0		3-1-0
1-4-0		1-2-0	0-0-0		AWAY		0-0-0		0-2-0		0-0-0
5-10-0		0-3-0	0-0-0		NEUTRAL		0-3-0		1-2-0		4-2-0
5-20-0		0-6-0	0-4-0		CONFERENCE		0-9-0		0-0-0		5-1-0
0-12-0		0-3-0	0-3-0		HOME		0-6-0		0-0-0		0-0-0
5-6-0		0-3-0	0-0-0		AWAY		0-2-0		0-0-0		5-1-0
0-2-0		0-0-0	0-1-0		NEUTRAL		0-1-0		0-0-0		0-0-0
RPI S	Opponent	Score	RPI S	Opponent	Score	RPI S	Opponent	Score	RPI S	Opponent	Score
9 A	Arizona St.	1 9	36 H	Wisconsin	3 6	63 H	Illinois	0 5	103 A	Fla. Atlantic	2 3
12 N	Baylor	1 8	36 H	Wisconsin	0 4	63 H	Illinois	1 6	103 A	Fla. Atlantic	2 3
15 N	Kentucky	1 8	36 H	Wisconsin	2 5	63 H	Illinois	1 6	122 N	Bradley	5 3
15 N	Kentucky	0 5	38 N	Northwestern	1 11	66 A	Ohio St.	1 3	126 N	Central Conn. St.	0 1
16 A	Minnesota	2 16				66 A	Ohio St.	0 3	142 N	Dartmouth	3 6
16 A	Minnesota	0 1				66 N	Ohio St.	2 6	163 N	Appalachian St.	10 4
16 A	Minnesota	0 9				68 N	Kent St.	1 9	170 N	Pittsburgh	1 3
19 A	LSU	6 5				70 H	Purdue	4 13	183 A	Indiana	7 8
19 A	LSU	3 11				70 H	Purdue	3 10	183 A	Indiana	4 1
20 H	Michigan	4 12				70 H	Purdue	2 9	183 A	Indiana	2 1
20 H	Michigan	0 22				71 N	Oregon St.	10 12	191 H	Saint Francis (PA)	9 1
20 H	Michigan	0 6				88 N	Rutgers	3 4	191 H	Saint Francis (PA)	2 4
									198 A	Michigan St.	9 3
									198 A	Michigan St.	7 3
									198 A	Michigan St.	6 0
									224 N	George Washington	9 1
									235 H	Bucknell	10 5
									235 H	Bucknell	6 3
									242 N	Wagner	2 4
									249 N	Seattle	6 1
									273 N	Yale	5 0
LAST 10 GAMES											
			66 N	Ohio St.	2 6	16 A	Minnesota	2 16			
			63 H	Illinois	1 6	16 A	Minnesota	0 1			
			63 H	Illinois	1 6	66 A	Ohio St.	1 3			
			63 H	Illinois	0 5	66 A	Ohio St.	0 3			
			16 A	Minnesota	0 9	36 H	Wisconsin	0 4			

Non-Div. I Games:

Penn St.

Average RPI Win: 231		WON-LOST	WINNING	LAST 10	STRENGTH OF		OPP. STRENGTH	TEAM	ADJ	CONF.	ADJ CONF.				
Average RPI Loss: 136		RECORD	PCT. RANK	GAMES	SCHEDULE		OF SCHEDULE	RPI	RPI	RPI	RPI				
DIV. I ONLY		27-24-0	.52941	125	8-2-0		214	236	165	.47184	172	30	30		
DIV. I NON-CONF.		10-18-0	.35714	208	0-0-0		135	191	194	.4578	200	30	30		
<hr/>															
TOTALS		RPI 1-25		RPI 26-50		W-L RECORDS		RPI 51-100		RPI 101-150		RPI 150+			
27-24-0		0-0-0		0-6-0		OVERALL		0-3-0		2-4-0		25-11-0			
13-1-0		0-0-0		0-0-0		HOME		0-0-0		0-0-0		13-1-0			
9-17-0		0-0-0		0-4-0		AWAY		0-2-0		2-3-0		7-8-0			
5-6-0		0-0-0		0-2-0		NEUTRAL		0-1-0		0-1-0		5-2-0			
<hr/>															
10-18-0		0-0-0		0-6-0		NON-CONFERENCE		0-3-0		2-4-0		8-5-0			
3-1-0		0-0-0		0-0-0		HOME		0-0-0		0-0-0		3-1-0			
3-12-0		0-0-0		0-0-		AWAY		0-2-0		2-3-0		1-3-0			
4-5-0		0-0-0		0-2-0		NEUTRAL		0-1-0		0-1-0		4-1-0			
<hr/>															
17-6-0		0-0-0		0-0-0		CONFERENCE		0-0-0		0-0-0		17-6-0			
10-0-0		0-0-0		0-0-0		HOME		0-0-0		0-0-0		10-0-0			
6-5-0		0-0-0		0-0-0		AWAY		0-0-0		0-0-0		6-5-0			
1-1-0		0-0-0		0-0-0		NEUTRAL		0-0-0		0-0-0		1-1-0			
<hr/>															
RPI	S	Opponent	Score	RPI	S	Opponent	Score	RPI	S	Opponent	Score	RPI	S	Opponent	Score
				27	A	UCF	0 11	54	N	IPFW	0 3	101	A	Jacksonville	8 10
				35	A	Stetson	1 2	55	A	Fordham	1 9	101	A	Jacksonville	7 2
				35	A	Stetson	5 8	55	A	Fordham	2 11	110	A	Winthrop	3 5
				37	A	South Fla.	0 8					121	A	Lehigh	11 10
				41	N	Mercer	1 9					121	A	Lehigh	3 6
				41	N	Mercer	5 6					132	N	Eastern Ky.	0 2
												173	A	Iona	12 4
												173	A	Iona	4 6
												173	N	Iona	2 6
												192	A	Fairfield	10 0
												192	A	Fairfield	2 3
												199	H	Army	7 0
												199	H	Army	8 4
												200	A	Bethune-Cookman	7 3
												200	A	Bethune-Cookman	3 8
												201	A	Monmouth	12 0
												201	A	Monmouth	3 6
												201	N	Monmouth	4 0
												215	N	Wright St.	5 6
												220	N	Florida A&M	4 3
												238	A	Villanova	0 5
												238	A	Villanova	2 5
												240	H	Canisius	5 0
												240	H	Canisius	8 0
												243	A	Manhattan	0 1
												243	H	Manhattan	6 3
												243	H	Manhattan	5 1
<hr/>															
LAST 10 GAMES															
				243	A	Manhattan	0 1	240	H	Canisius	5 0	240	H	Canisius	5 0
				173	N	Iona	2 6	240	H	Canisius	8 0	240	H	Canisius	8 0
				201	N	Monmouth	4 0	244	A	Siena	4 1	243	A	Manhattan	0 1
				282	H	Saint Peter's	9 0	244	A	Siena	6 5	243	H	Manhattan	6 3
				282	H	Saint Peter's	7 1	173	A	Iona	12 4	243	H	Manhattan	5 1

Non-Div. I Games:

Marist

RPI	S	Opponent	Score	
244	A	Siena	6	5
244	A	Siena	4	1
248	H	Niagara	7	6
248	H	Niagara	4	2
261	N	Norfolk St.	10	2
264	H	Holy Cross	4	5
264	H	Holy Cross	5	2
272	H	Quinnipiac	6	2
272	H	Quinnipiac	8	7
281	N	N.C. Central	3	1
281	N	N.C. Central	6	1
282	H	Saint Peter's	9	0
282	H	Saint Peter's	7	1
287	A	Rider	0	5
287	A	Rider	16	3

Marist

M
a
r
i
s
t

M
a
r
i
s
t

Average RPI Win: 224		WON-LOST RECORD		WINNING PCT. RANK		LAST 10 GAMES		STRENGTH OF SCHEDULE		OPP. STRENGTH OF SCHEDULE		TEAM RPI		ADJ RPI		CONF. RPI		ADJ CONF. RPI	
DIV. I ONLY		24-22-0		.52174 129		8-2-0		202		272		170		.47167 173		30		30	
DIV. I NON-CONF.		6-15-0		.28571 241		0-0-0		90		258		219		.4486 212		30		30	
TOTALS		RPI 1-25		RPI 26-50		W-L RECORDS		RPI 51-100		RPI 101-150		RPI 150+							
24-22-0		0-0-0		0-2-0		OVERALL		1-0-0		2-3-0		21-17-0							
10-4-0		0-0-0		0-1-0		HOME		1-0-0		0-1-0		9-2-0							
7-9-0		0-0-0		0-1-0		AWAY		0-0-0		0-0-0		7-8-0							
7-9-0		0-0-0		0-0-0		NEUTRAL		0-0-0		2-2-0		5-7-0							
6-15-0		0-0-0		0-2-0		NON-CONFERENCE		1-0-0		2-3-0		3-10-0							
2-2-0		0-0-0		0-1-0		HOME		1-0-0		0-1-0		1-0-0							
0-5-0		0-0-0		0-0-		AWAY		0-0-0		0-0-0		0-4-0							
4-8-0		0-0-0		0-0-0		NEUTRAL		0-0-0		2-2-0		2-6-0							
18-7-0		0-0-0		0-0-0		CONFERENCE		0-0-0		0-0-0		18-7-0							
8-2-0		0-0-0		0-0-0		HOME		0-0-0		0-0-0		8-2-0							
7-4-0		0-0-0		0-0-0		AWAY		0-0-0		0-0-0		7-4-0							
3-1-0		0-0-0		0-0-0		NEUTRAL		0-0-0		0-0-0		3-1-0							
RPI	S	Opponent	Score	RPI	S	Opponent	Score	RPI	S	Opponent	Score	RPI	S	Opponent	Score				
27	A	UCF	2 7	98	H	Stony Brook	8 0	113	N	Green Bay	5 3								
33	H	Hofstra	1 4					113	N	Green Bay	11 4								
								120	H	St. John's (NY)	7 13								
								126	N	Central Conn. St.	0 8								
								129	N	Buffalo	0 2								
								162	A	Elon	1 10								
								168	N	Massachusetts	5 3								
								172	H	Marist	4 12								
								172	H	Marist	6 4								
								172	N	Marist	6 2								
								181	N	Saint Joseph's	2 5								
								186	N	Drexel	8 9								
								192	A	Fairfield	0 1								
								192	A	Fairfield	0 2								
								192	A	Fairfield	6 3								
								193	A	Hampton	3 5								
								201	H	Monmouth	5 6								
								201	H	Monmouth	11 3								
								208	N	Butler	0 8								
								216	A	Columbia	0 7								
								216	A	Columbia	9 12								
								220	N	Florida A&M	2 6								
								232	N	UMBC	8 10								
								232	N	UMBC	9 13								
								240	A	Canisius	16 6								
								240	A	Canisius	10 8								
								243	A	Manhattan	5 2								
LAST 10 GAMES				LAST 10 GAMES				LAST 10 GAMES											
243	N	Manhattan	8 0	287	H	Rider	8 0	232	N	UMBC	8 10								
243	N	Manhattan	0 1	287	H	Rider	11 3	232	N	UMBC	9 13								
172	N	Marist	6 2	172	H	Marist	4 12	240	A	Canisius	16 6								
192	A	Fairfield	6 3	172	H	Marist	6 4	240	A	Canisius	10 8								
243	N	Manhattan	6 5	244	H	Siena	5 0	243	A	Manhattan	5 2								

Non-Div. I Games:

Iona

RPI	S	Opponent	Score	
243	A	Manhattan	7	5
243	N	Manhattan	8	0
243	N	Manhattan	6	5
243	N	Manhattan	0	1
244	H	Siena	6	4
244	H	Siena	5	0
248	A	Niagara	1	2
248	A	Niagara	8	9
260	N	Providence	4	1
265	H	Sacred Heart	3	2
272	A	Quinnipiac	13	3
272	A	Quinnipiac	9	2
282	H	Saint Peter's	8	0
282	H	Saint Peter's	13	5
287	H	Rider	8	0
287	H	Rider	11	3

I
o
n
a

I
o
n
a

Iona

Average RPI Win:	225	WON-LOST RECORD	WINNING PCT. RANK	LAST 10 GAMES	STRENGTH OF SCHEDULE	OPP. STRENGTH OF SCHEDULE	TEAM RPI	ADJ RPI	CONF. RPI	ADJ CONF. RPI				
DIV. I ONLY		22-25-0	.46809	164	3-7-0	170	212	167	.47089	174	21	22		
DIV. I NON-CONF.		11-16-0	.40741	189	0-1-0	221	206	216	.44658	216	22	23		
<hr/>														
TOTALS	RPI 1-25	RPI 26-50		W-L RECORDS		RPI 51-100		RPI 101-150		RPI 150+				
22-25-0	0-1-0	1-1-0		OVERALL		1-11-0		0-2-0		20-10-0				
12-4-0	0-0-0	0-0-0		HOME		1-2-0		0-0-0		11-2-0				
4-11-0	0-0-0	1-0-0		AWAY		0-6-0		0-0-0		3-5-0				
6-10-0	0-1-0	0-1-0		NEUTRAL		0-3-0		0-2-0		6-3-0				
11-16-0	0-1-0	1-1-0		NON-CONFERENCE		0-5-0		0-2-0		10-7-0				
5-2-0	0-0-0	0-0-0		HOME		0-0-0		0-0-0		5-2-0				
1-6-0	0-0-0	1-0-		AWAY		0-4-0		0-0-0		0-2-0				
5-8-0	0-1-0	0-1-0		NEUTRAL		0-1-0		0-2-0		5-3-0				
11-9-0	0-0-0	0-0-0		CONFERENCE		1-6-0		0-0-0		10-3-0				
7-2-0	0-0-0	0-0-0		HOME		1-2-0		0-0-0		6-0-0				
3-5-0	0-0-0	0-0-0		AWAY		0-2-0		0-0-0		3-3-0				
1-2-0	0-0-0	0-0-0		NEUTRAL		0-2-0		0-0-0		1-0-0				
<hr/>														
RPI	S	Opponent	Score		RPI	S	Opponent	Score		RPI	S	Opponent	Score	
13	N	Tennessee	0	10	28	N	DePaul	4	8	55	A	Fordham	8	10
					37	A	South Fla.	1	0	55	A	Fordham	9	10
										63	N	Illinois	2	15
										85	A	Albany (NY)	0	6
										85	A	Albany (NY)	3	4
										85	N	Albany (NY)	2	5
										85	N	Albany (NY)	7	8
										98	H	Stony Brook	0	1
										98	H	Stony Brook	10	16
										98	H	Stony Brook	6	4
										100	A	Syracuse	6	9
										100	A	Syracuse	0	8
												</		

Non-Div. I Games:

Binghamton

RPI	S	Opponent	Score	
267	H	St. Bonaventure	4	2
267	H	St. Bonaventure	6	5
268	H	Hartford	8	0
268	H	Hartford	10	3
268	H	Hartford	9	8

Binghamton

B
i
n
g
h
a
m
t
o
n

B
i
n
g
h
a
m
t
o
n

[illegible]

Non-Div. I Games:	Abilene Christian	8	3	Abilene Christian	3	4	Abilene Christian	12	4
-------------------	-------------------	---	---	-------------------	---	---	-------------------	----	---

Stephen F. Austin

RPI	S	Opponent	Score	
212	H	Nicholls St.	4	1
212	H	Nicholls St.	2	0
213	H	Lamar	8	0
213	H	Lamar	5	0
213	H	Lamar	8	7
214	A	A&M-Corpus Christi	4	0
214	A	A&M-Corpus Christi	1	2
214	A	A&M-Corpus Christi	1	3
214	N	A&M-Corpus Christi	2	5
241	A	Southeastern La.	2	1
241	A	Southeastern La.	1	9
241	A	Southeastern La.	3	4
253	A	Texas Southern	10	6
253	H	Texas Southern	4	0
291	N	Prairie View	9	4

Stephen F. Austin

S
t
e
p
h
e
n
F
.
A
u
s
t
i
n

S
t
e
p
h
e
n
F
.
A
u
s
t
i
n

Average RPI Win:	181	WON-LOST	WINNING	LAST 10	STRENGTH OF	OPP. STRENGTH	TEAM	ADJ	CONF.	ADJ CONF.	
Average RPI Loss:	140	RECORD	PCT. RANK	GAMES	SCHEDULE	OF SCHEDULE	RPI	RPI	RPI	RPI	
DIV. I ONLY	26-26-0	.5	136	4-6-0	240	159	178	.47024	176	16	16
DIV. I NON-CONF.	15-11-0	.57692	100	0-0-0	279	186	175	.47285	173	16	16
<hr/>											
TOTALS	RPI 1-25	RPI 26-50		W-L RECORDS		RPI 51-100		RPI 101-150		RPI 150+	
26-26-0	0-0-0	0-2-0		OVERALL		6-5-0		4-8-0		16-11-0	
11-7-0	0-0-0	0-0-0		HOME		5-3-0		1-2-0		5-2-0	
11-13-0	0-0-0	0-2-0		AWAY		1-1-0		3-2-0		7-8-0	
4-6-0	0-0-0	0-0-0		NEUTRAL		0-1-0		0-4-0		4-1-0	
<hr/>											
15-11-0	0-0-0	0-2-0		NON-CONFERENCE		3-2-0		0-2-0		12-5-0	
6-0-0	0-0-0	0-0-0		HOME		2-0-0		0-0-0		4-0-0	
6-7-0	0-0-0	0-0-		AWAY		1-1-0		0-0-0		5-4-0	
3-4-0	0-0-0	0-0-0		NEUTRAL		0-1-0		0-2-0		3-1-0	
<hr/>											
11-15-0	0-0-0	0-0-0		CONFERENCE		3-3-0		4-6-0		4-6-0	
5-7-0	0-0-0	0-0-0		HOME		3-3-0		1-2-0		1-2-0	
5-6-0	0-0-0	0-0-0		AWAY		0-0-0		3-2-0		2-4-0	
1-2-0	0-0-0	0-0-0		NEUTRAL		0-0-0		0-2-0		1-0-0	
<hr/>											
RPI S	Opponent	Score	RPI S	Opponent	Score	RPI S	Opponent	Score	RPI S	Opponent	Score
			31 A	South Carolina	0 8	57 H	Coastal Caro.	5 4	107 N	Iowa	3 6
			31 A	South Carolina	0 9	57 H	Coastal Caro.	1 5	110 H	Winthrop	4 2
						57 H	Coastal Caro.	4 3	110 H	Winthrop	3 4
						64 H	Longwood	8 0	110 H	Winthrop	5 9
						64 H	Longwood	8 9	130 N	UNC Greensboro	4 5
						64 H	Longwood	3 14	138 A	Campbell	11 2
						65 H	Georgia St.	6 0	138 A	Campbell	0 4
						65 H	Georgia St.	4 3	138 N	Campbell	1 2
						93 A	Furman	0 1	144 A	Charleston So.	1 0
						93 A	Furman	12 5	144 A	Charleston So.	2 0
						94 N	Ohio	4 9	144 A	Charleston So.	2 6
									144 N	Charleston So.	3 4
									153 A	Radford	0 11
									153 A	Radford	0 6
									153 A	Radford	0 6
									153 N	Radford	4 2
									162 A	Elon	2 4
									162 A	Elon	4 9
									163 N	Appalachian St.	1 4
									203 A	East Tenn. St.	1 5
									203 A	East Tenn. St.	8 5
									207 A	UNC Wilmington	9 5
									207 A	UNC Wilmington	3 2
									207 A	UNC Wilmington	4 1
									217 N	Dayton	7 2
									217 N	Dayton	4 0
									231 A	Gardner-Webb	2 5

Non-Div. I Games:

Presbyterian

RPI	S	Opponent	Score	
231	A	Gardner-Webb	8	6
231	A	Gardner-Webb	4	1
252	H	Morehead St.	5	2
252	H	Morehead St.	10	1
257	H	Liberty	4	6
257	H	Liberty	8	5
257	H	Liberty	5	7
279	N	Coppin St.	2	1
281	H	N.C. Central	9	1
281	H	N.C. Central	10	2
283	A	South Carolina St.	1	2
283	A	South Carolina St.	1	0

Presbyterian

P
r
e
s
b
y
t
e
r
i
a
n

P
r
e
s
b
y
t
e
r
i
a
n

Average RPI Win:	159	WON-LOST RECORD	WINNING PCT. RANK	LAST 10 GAMES	STRENGTH OF SCHEDULE	OPP. STRENGTH OF SCHEDULE	TEAM RPI	ADJ RPI	CONF. RPI	ADJ CONF. RPI					
DIV. I ONLY		20-28-0	.41667	196	5-5-0	182	110	180	.46991	177	19	18			
DIV. I NON-CONF.		12-21-0	.36364	205	1-0-0	173	73	195	.46382	188	17	17			

TOTALS	RPI 1-25		RPI 26-50		W-L RECORDS		RPI 51-100		RPI 101-150		RPI 150+				
20-28-0	0-2-0		0-2-0		OVERALL		3-10-0		9-7-0		8-7-0				
9-9-0	0-0-0		0-1-0		HOME		0-4-0		3-1-0		6-3-0				
8-5-0	0-0-0		0-1-0		AWAY		1-0-0		5-3-0		2-1-0				
3-14-0	0-2-0		0-0-0		NEUTRAL		2-6-0		1-3-0		0-3-0				
12-21-0	0-2-0		0-2-0		NON-CONFERENCE		3-7-0		5-5-0		4-5-0				
5-4-0	0-0-0		0-1-0		HOME		0-1-0		1-0-0		4-2-0				
4-3-0	0-0-0		0-0-		AWAY		1-0-0		3-2-0		0-0-0				
3-14-0	0-2-0		0-0-0		NEUTRAL		2-6-0		1-3-0		0-3-0				
8-7-0	0-0-0		0-0-0		CONFERENCE		0-3-0		4-2-0		4-2-0				
4-5-0	0-0-0		0-0-0		HOME		0-3-0		2-1-0		2-1-0				
4-2-0	0-0-0		0-0-0		AWAY		0-0-0		2-1-0		2-1-0				
0-0-0	0-0-0		0-0-0		NEUTRAL		0-0-0		0-0-0		0-0-0				
RPI	S	Opponent	Score	RPI	S	Opponent	Score	RPI	S	Opponent	Score	RPI	S	Opponent	Score
23	N	James Madison	2 4	49	A	Stanford	9 11	58	N	Oklahoma St.	5 4	105	A	Cal St. Northridge	5 7
25	N	Notre Dame	0 1	49	H	Stanford	0 8	59	A	Fresno St.	5 3	105	A	Cal St. Northridge	4 1
								66	N	Ohio St.	1 4	108	H	San Diego	2 4
								67	H	California	0 9	108	H	San Diego	3 1
								67	N	California	2 5	108	H	San Diego	2 0
								71	N	Oregon St.	3 11	109	A	Hawaii	4 2
								72	N	Cal Poly	4 7	109	A	Hawaii	7 8
								72	N	Cal Poly	8 3	122	N	Bradley	1 9
								77	H	BYU	0 8	122	N	Bradley	4 7
								77	H	BYU	2 3	136	N	Harvard	1 7
								77	H	BYU	6 9	136	N	Harvard	4 2
								78	N	Colorado St.	2 10	137	A	UC Davis	8 5
								82	N	Boise St.	3 4	137	H	UC Davis	10 4
												150	A	St. Mary's (CA)	6 1
												150	A	St. Mary's (CA)	2 4
												150	A	St. Mary's (CA)	2 1
												152	N	New Mexico St.	4 9
												185	H	UTEP	6 3
												189	H	Sacramento St.	5 9
												202	N	Virginia	5 6
												221	A	Loyola Marymount	8 7
												221	A	Loyola Marymount	16 12
												221	A	Loyola Marymount	2 3
												239	H	Princeton	8 2
												239	H	Princeton	2 4
												246	H	Bakersfield	8 4
												246	H	Bakersfield	6 5

LAST 10 GAMES															

Non-Div. I Games:

Pacific

RPI	S	Opponent	Score	
246	N	Bakersfield	2	3
250	H	Santa Clara	0	2
250	H	Santa Clara	8	6
250	H	Santa Clara	7	3

Pacific

P
a
c
i
f
i
c

P
a
c
i
f
i
c

Average RPI Win:	190	WON-LOST RECORD	WINNING PCT. RANK	LAST 10 GAMES	STRENGTH OF SCHEDULE	OPP. STRENGTH OF SCHEDULE	TEAM RPI	ADJ RPI	CONF. RPI	ADJ CONF. RPI	
Average RPI Loss:	123										
DIV. I ONLY	27-26-0	.50943	133	4-6-0	251	154	182	.46887	178	15	15
DIV. I NON-CONF.	18-9-0	.66667	55	0-0-0	288	222	155	.48331	155	14	14
<hr/>											
TOTALS	RPI 1-25	RPI 26-50		W-L RECORDS		RPI 51-100		RPI 101-150		RPI 150+	
27-26-0	0-0-0	0-0-0		OVERALL		2-9-0		7-11-0		18-6-0	
6-11-0	0-0-0	0-0-0		HOME		0-6-0		1-2-0		5-3-0	
9-10-0	0-0-0	0-0-0		AWAY		1-3-0		5-5-0		3-2-0	
12-5-0	0-0-0	0-0-0		NEUTRAL		1-0-0		1-4-0		10-1-0	
<hr/>											
18-9-0	0-0-0	0-0-0		NON-CONFERENCE		1-1-0		2-7-0		15-1-0	
3-0-0	0-0-0	0-0-0		HOME		0-0-0		0-0-0		3-0-0	
3-4-0	0-0-0	0-0-		AWAY		0-1-0		1-3-0		2-0-0	
12-5-0	0-0-0	0-0-0		NEUTRAL		1-0-0		1-4-0		10-1-0	
<hr/>											
9-17-0	0-0-0	0-0-0		CONFERENCE		1-8-0		5-4-0		3-5-0	
3-11-0	0-0-0	0-0-0		HOME		0-6-0		1-2-0		2-3-0	
6-6-0	0-0-0	0-0-0		AWAY		1-2-0		4-2-0		1-2-0	
0-0-0	0-0-0	0-0-0		NEUTRAL		0-0-0		0-0-0		0-0-0	
<hr/>											
RPI S	Opponent	Score	RPI S	Opponent	Score	RPI S	Opponent	Score	RPI S	Opponent	Score
						61 N	Utah	4 3	113 N	Green Bay	2 4
						62 A	Illinois St.	3 4	115 N	South Dakota	1 5
						62 A	Illinois St.	7 8	116 A	Southern Ill.	3 0
						62 A	Illinois St.	12 8	116 A	Southern Ill.	4 3
						79 A	Western Ky.	2 7	116 A	Southern Ill.	2 6
						86 H	Wichita St.	1 5	117 N	Creighton	0 2
						86 H	Wichita St.	1 10	120 N	St. John's (NY)	0 5
						86 H	Wichita St.	2 3	122 H	Bradley	3 13
						97 H	UNI	5 9	122 H	Bradley	2 1
						97 H	UNI	2 5	122 H	Bradley	3 6
						97 H	UNI	0 2	124 A	Iowa St.	3 4
									124 A	Iowa St.	2 4
									128 A	IUPUI	1 2
									128 A	IUPUI	2 0
									128 N	IUPUI	3 2
									139 A	Missouri St.	4 0
									139 A	Missouri St.	6 1
									139 A	Missouri St.	5 9
									156 H	Drake	1 2
									156 H	Drake	3 9
			156 H	Drake	5 3						
			LAST 10 GAMES			160 A	Loyola Chicago	3 4			
						160 H	Loyola Chicago	1 2			
						160 H	Loyola Chicago	5 3			
						183 A	Indiana	7 5			
						195 N	Youngstown St.	5 4			
						205 A	Evansville	11 5			

Non-Div. I Games:

Indiana St.

Indianast.

I
n
d
i
a
n
a
s
t
.

Indiana St.

Average RPI Win:		194	WON-LOST RECORD		WINNING PCT. RANK	LAST 10 GAMES	STRENGTH OF SCHEDULE		OPP. STRENGTH OF SCHEDULE	TEAM RPI	ADJ RPI	CONF. RPI	ADJ CONF. RPI				
Average RPI Loss:		111															
DIV. I ONLY			23-31-0		.42593	189	2-8-0		163	150	173	.46885	179	8	9		
DIV. I NON-CONF.			19-14-0		.57576	102	0-0-0		247	245	157	.47983	159	9	9		
TOTALS		RPI 1-25		RPI 26-50		W-L RECORDS		RPI 51-100		RPI 101-150		RPI 150+					
23-31-0		0-1-0		0-3-0		OVERALL		3-8-0		2-12-0		18-7-0					
14-15-0		0-0-0		0-0-0		HOME		0-3-0		1-9-0		13-3-0					
5-10-0		0-1-0		0-3-0		AWAY		3-4-0		1-2-0		1-0-0					
4-6-0		0-0-0		0-0-0		NEUTRAL		0-1-0		0-1-0		4-4-0					
19-14-0		0-1-0		0-0-0		NON-CONFERENCE		0-2-0		1-4-0		18-7-0					
14-6-0		0-0-0		0-0-0		HOME		0-0-0		1-3-0		13-3-0					
1-2-0		0-1-0		0-0-		AWAY		0-1-0		0-0-0		1-0-0					
4-6-0		0-0-0		0-0-0		NEUTRAL		0-1-0		0-1-0		4-4-0					
4-17-0		0-0-0		0-3-0		CONFERENCE		3-6-0		1-8-0		0-0-0					
0-9-0		0-0-0		0-0-0		HOME		0-3-0		0-6-0		0-0-0					
4-8-0		0-0-0		0-3-0		AWAY		3-3-0		1-2-0		0-0-0					
0-0-0		0-0-0		0-0-0		NEUTRAL		0-0-0		0-0-0		0-0-0					
RPI	S	Opponent		Score		RPI	S	Opponent		Score		RPI	S	Opponent		Score	
9	A	Arizona St.		1	11	42	A	Long Beach St.		0	7	53	A	Cal St. Fullerton		6	0
						42	A	Long Beach St.		4	15	53	A	Cal St. Fullerton		6	3
						42	A	Long Beach St.		0	8	53	A	Cal St. Fullerton		2	4
												56	H	UC Santa Barbara		0	3
												56	H	UC Santa Barbara		3	5
												56	H	UC Santa Barbara		1	4
												59	A	Fresno St.		0	5
												59	N	Fresno St.		1	8
												72	A	Cal Poly		2	1
												72	A	Cal Poly		0	3
												72	A	Cal Poly		0	3

Non-Div. I Games:

UC Riverside

RPI	S	Opponent	Score	
221	A	Loyola Marymount	9	7
221	H	Loyola Marymount	3	5
240	N	Canisius	11	1
246	H	Bakersfield	15	10
246	H	Bakersfield	1	0
246	N	Bakersfield	5	3
249	H	Seattle	1	3
249	H	Seattle	4	2
265	H	Sacred Heart	5	0
265	H	Sacred Heart	6	5
266	H	Belmont	3	2
266	H	Belmont	6	5

Average RPI Win:		193	WON-LOST RECORD		WINNING PCT. RANK		LAST 10 GAMES		STRENGTH OF SCHEDULE		OPP. STRENGTH OF SCHEDULE		TEAM RPI		ADJ RPI		CONF. RPI		ADJ CONF. RPI										
DIV. I ONLY			24-25-0		.4898 144		4-6-0		200		220		171		.46746 180		23		23										
DIV. I NON-CONF.			19-14-0		.57576 102		2-0-0		213		218		134		.4885 143		23		24										
TOTALS		RPI 1-25		RPI 26-50		W-L RECORDS		RPI 51-100		RPI 101-150		RPI 150+																	
24-25-0		0-2-0		0-0-0		OVERALL		2-1-0		3-6-0		19-16-0																	
4-9-0		0-0-0		0-0-0		HOME		0-0-0		2-2-0		2-7-0																	
10-9-0		0-2-0		0-0-0		AWAY		0-0-0		1-1-0		9-6-0																	
10-7-0		0-0-0		0-0-0		NEUTRAL		2-1-0		0-3-0		8-3-0																	
19-14-0		0-2-0		0-0-0		NON-CONFERENCE		2-1-0		1-4-0		16-7-0																	
2-3-0		0-0-0		0-0-0		HOME		0-0-0		0-0-0		2-3-0																	
7-4-0		0-2-0		0-0-		AWAY		0-0-0		1-1-0		6-1-0																	
10-7-0		0-0-0		0-0-0		NEUTRAL		2-1-0		0-3-0		8-3-0																	
5-11-0		0-0-0		0-0-0		CONFERENCE		0-0-0		2-2-0		3-9-0																	
2-6-0		0-0-0		0-0-0		HOME		0-0-0		2-2-0		0-4-0																	
3-5-0		0-0-0		0-0-0		AWAY		0-0-0		0-0-0		3-5-0																	
0-0-0		0-0-0		0-0-0		NEUTRAL		0-0-0		0-0-0		0-0-0																	
RPI	S	Opponent		Score		RPI	S	Opponent		Score		RPI	S	Opponent		Score													
4	A	UCLA		0	9							79	N	Western Ky.		2	7	102	H	Bryant		2	4						
4	A	UCLA		2	3							79	N	Western Ky.		5	0	102	H	Bryant		8	5						
												93	N	Furman		3	2	110	A	Winthrop		1	3						
																		120	N	St. John's (NY)		2	3						
																		120	N	St. John's (NY)		0	3						
																		126	H	Central Conn. St.		2	1						
																		126	H	Central Conn. St.		1	2						
																		137	N	UC Davis		1	2						
																		146	A	Delaware		5	1						
																		155	A	Charlotte		7	0						
																		155	A	Charlotte		3	2						
																		159	A	LIU Brooklyn		4	0						
																		159	A	LIU Brooklyn		0	4						
																		170	A	Pittsburgh		6	2						
																		170	A	Pittsburgh		1	9						
																		187	A	Cleveland St.		1	0						
																		187	N	Cleveland St.		3	1						
																		187	N	Cleveland St.		1	2						
																		188	H	Fairleigh Dickinson		0	6						
																		188	H	Fairleigh Dickinson		1	4						
																		191	H	Saint Francis (PA)		0	2						
																		191	H	Saint Francis (PA)		0	5						
																		195	A	Youngstown St.		6	4						
																		195	A	Youngstown St.		6	1						
																		211	H	Miami (OH)		1	2						
																		219	N	Bowling Green		3	2						
																		223	N	Cornell		2	3						
						LAST 10 GAMES																							
						188 H Fairleigh Dickinson						1	4	267 H St. Bonaventure						8	0	195 A Youngstown St.						6	4
						188 H Fairleigh Dickinson						0	6	126 H Central Conn. St.						2	1	195 A Youngstown St.						6	1
						242 A Wagner						4	5	126 H Central Conn. St.						1	2	211 H Miami (OH)						1	2
						242 A Wagner						3	8	102 H Bryant						2	4	219 N Bowling Green						3	2
						267 H St. Bonaventure						6	4	102 H Bryant						8	5	223 N Cornell						2	3

Non-Div. I Games:

Robert Morris

RPI	S	Opponent	Score	
226	A	Mt. St. Mary's	10	0
226	A	Mt. St. Mary's	0	1
227	N	Northern Colo.	3	1
231	N	Gardner-Webb	5	0
235	N	Bucknell	4	3
238	N	Villanova	0	4
238	N	Villanova	1	0
240	N	Canisius	9	0
242	A	Wagner	4	5
242	A	Wagner	3	8
244	H	Siena	1	2
248	H	Niagara	0	2
265	A	Sacred Heart	5	1
265	A	Sacred Heart	3	4
267	H	St. Bonaventure	8	0
267	H	St. Bonaventure	6	4
267	N	St. Bonaventure	7	0

Robert Morris

R
o
b
e
r
t
M
o
r
r
i
s

R
o
b
e
r
t
M
o
r
r
i
s

Average RPI Win:	223	WON-LOST RECORD	WINNING PCT. RANK	LAST 10 GAMES	STRENGTH OF SCHEDULE	OPP. STRENGTH OF SCHEDULE	TEAM RPI	ADJ RPI	CONF. RPI	ADJ CONF. RPI			
DIV. I ONLY		22-20-0	.52381	128	6-4-0	228	245	176	.46718	181	24	24	
DIV. I NON-CONF.		10-12-0	.45455	161	0-0-0	208	255	199	.45826	196	25	25	
<hr/>													
TOTALS	RPI 1-25	RPI 26-50		W-L RECORDS		RPI 51-100		RPI 101-150		RPI 150+			
22-20-0	0-0-0	0-1-0		OVERALL		0-1-0		1-7-0		21-11-0			
9-1-0	0-0-0	0-0-0		HOME		0-0-0		0-0-0		9-1-0			
4-10-0	0-0-0	0-1-0		AWAY		0-0-0		1-2-0		3-7-0			
9-9-0	0-0-0	0-0-0		NEUTRAL		0-1-0		0-5-0		9-3-0			
10-12-0	0-0-0	0-1-0		NON-CONFERENCE		0-1-0		0-4-0		10-6-0			
1-1-0	0-0-0	0-0-0		HOME		0-0-0		0-0-0		1-1-0			
2-4-0	0-0-0	0-0-		AWAY		0-0-0		0-1-0		2-2-0			
7-7-0	0-0-0	0-0-0		NEUTRAL		0-1-0		0-3-0		7-3-0			
12-8-0	0-0-0	0-0-0		CONFERENCE		0-0-0		1-3-0		11-5-0			
8-0-0	0-0-0	0-0-0		HOME		0-0-0		0-0-0		8-0-0			
2-6-0	0-0-0	0-0-0		AWAY		0-0-0		1-1-0		1-5-0			
2-2-0	0-0-0	0-0-0		NEUTRAL		0-0-0		0-2-0		2-0-0			
RPI	S	Opponent	Score	RPI	S	Opponent	Score	RPI	S	Opponent	Score		
				37	A	South Fla.	0 5	88	N	Rutgers	2 10		
										102	N	Bryant	1 2
										116	N	Southern Ill.	5 7
										121	A	Lehigh	1 5
										126	N	Central Conn. St.	1 2
										148	A	Saint Louis	3 9
										148	A	Saint Louis	6 0
										148	N	Saint Louis	8 11
										148	N	Saint Louis	5 6
										161	N	Maine	6 3
										162	A	Elon	1 2
										168	A	Massachusetts	5 6
										168	A	Massachusetts	1 4
										173	N	Iona	5 2
										188	N	Fairleigh Dickinson	2 3
										190	H	George Mason	9 6
										190	H	George Mason	1 0
										193	A	Hampton	0 8
										201	H	Monmouth	3 4
										210	N	Western Mich.	7 6
										211	N	Miami (OH)	4 2
										217	A	Dayton	2 5
										217	A	Dayton	3 2
										217	N	Dayton	9 5
										218	A	Penn	5 0
										218	A	Penn	5 2
										224	H	George Washington	11 0
										224	H	George Washington	7 5
LAST 10 GAMES				LAST 10 GAMES									
				148	N	Saint Louis	8 11	267	H	St. Bonaventure	7 2		
				217	N	Dayton	9 5	168	A	Massachusetts	1 4		
				148	N	Saint Louis	5 6	168	A	Massachusetts	5 6		
				237	N	La Salle	7 4	237	H	La Salle	12 7		
				267	H	St. Bonaventure	4 1	237	H	La Salle	3 1		

Non-Div. I Games:

Saint Joseph's

RPI	S	Opponent	Score	
237	H	La Salle	12	7
237	H	La Salle	3	1
237	N	La Salle	7	4
242	N	Wagner	1	6
248	N	Niagara	7	3
248	N	Niagara	2	5
260	N	Providence	4	1
267	H	St. Bonaventure	7	2
267	H	St. Bonaventure	4	1
268	N	Hartford	9	8
271	A	Rhode Island	1	2
271	A	Rhode Island	3	6
287	H	Rider	5	0

Saint Joseph's

S
a
i
n
t
J
o
s
e
p
h
'
s

S
a
i
n
t
J
o
s
e
p
h
'
s

Average RPI Win: 188		WON-LOST RECORD	WINNING PCT. RANK	LAST 10 GAMES	STRENGTH OF SCHEDULE	OPP. STRENGTH OF SCHEDULE	TEAM RPI	ADJ RPI	CONF. RPI	ADJ CONF. RPI	
Average RPI Loss: 140											
DIV. I ONLY		22-25-0	.46809 164	3-7-0	225	178	195	.46547 182	27	27	
DIV. I NON-CONF.		17-15-0	.53125 125	1-4-0	192	143	136	.49518 132	26	26	
TOTALS		RPI 1-25	RPI 26-50		W-L RECORDS		RPI 51-100		RPI 101-150		RPI 150+
22-25-0	0-0-0		0-1-0	OVERALL		3-6-0			2-7-0	17-11-0	
3-10-0	0-0-0		0-0-0	HOME		0-3-0			1-2-0	2-5-0	
5-8-0	0-0-0		0-0-0	AWAY		1-1-0			0-2-0	4-4-0	
14-7-0	0-0-0		0-1-0	NEUTRAL		2-2-0			1-2-0	11-2-0	
17-15-0	0-0-0		0-1-0	NON-CONFERENCE		3-6-0			1-5-0	13-3-0	
2-3-0	0-0-0		0-0-0	HOME		0-3-0			0-0-0	2-0-0	
2-5-0	0-0-0		0-0-	AWAY		1-1-0			0-3-0	1-1-0	
13-7-0	0-0-0		0-1-0	NEUTRAL		2-2-0			1-2-0	10-2-0	
5-10-0	0-0-0		0-0-0	CONFERENCE		0-0-0			1-2-0	4-8-0	
1-7-0	0-0-0		0-0-0	HOME		0-0-0			1-2-0	0-5-0	
3-3-0	0-0-0		0-0-0	AWAY		0-0-0			0-0-0	3-3-0	
1-0-0	0-0-0		0-0-0	NEUTRAL		0-0-0			0-0-0	1-0-0	
RPI S	Opponent	Score	RPI S	Opponent	Score	RPI S	Opponent	Score	RPI S	Opponent	Score
			28 N	DePaul	3 14	52 N	Texas Tech	3 2	108 A	San Diego	4 7
						52 N	Texas Tech	5 12	108 A	San Diego	2 4
						61 H	Utah	4 9	108 A	San Diego	1 6
						61 H	Utah	2 9	124 N	Iowa St.	6 8
						73 N	Omaha	0 7	125 H	Idaho St.	4 20
						77 A	BYU	3 7	125 H	Idaho St.	5 0
						77 H	BYU	1 6	125 H	Idaho St.	5 11
						77 N	BYU	4 3	134 N	Texas-Arlington	1 3
						92 A	UNLV	5 1	145 N	Grand Canyon	5 2
									152 N	New Mexico St.	5 3
									169 A	Southern Utah	7 8
									169 A	Southern Utah	5 10
									169 A	Southern Utah	8 3
									183 N	Indiana	1 5
									183 N	Indiana	5 3
									188 N	Fairleigh Dickinson	7 1
									188 N	Fairleigh Dickinson	6 0
									189 H	Sacramento St.	1 11
									189 H	Sacramento St.	3 4
									194 N	Valparaiso	7 10
									194 N	Valparaiso	3 0
									197 A	Utah St.	8 3
									197 A	Utah St.	2 6
									214 N	A&M-Corpus Christi	5 2
									222 N	Seton Hall	7 2
									227 H	Northern Colo.	3 4
									227 H	Northern Colo.	0 3
LAST 10 GAMES											
			263 A	Portland St.	3 5	189 H	Sacramento St.	3 4	197 A	Utah St.	2 6
			263 A	Portland St.	4 3	77 A	BYU	3 7	214 N	A&M-Corpus Christi	5 2
			263 A	Portland St.	7 2	197 A	Utah St.	2 6	222 N	Seton Hall	7 2
			77 H	BYU	1 6	197 A	Utah St.	8 3	227 H	Northern Colo.	3 4
			189 H	Sacramento St.	1 11	61 H	Utah	2 9	227 H	Northern Colo.	0 3

Non-Div. I Games:

Weber St.

Weber St.

Average RPI Win: 149		WON-LOST RECORD		WINNING PCT. RANK		LAST 10 GAMES		STRENGTH OF SCHEDULE		OPP. STRENGTH OF SCHEDULE		TEAM RPI		ADJ RPI		CONF. RPI		ADJ CONF. RPI				
DIV. I ONLY		17-39-1		.30702 248		3-7-0		112		51		187		.46538 183		5		5				
DIV. I NON-CONF.		12-20-1		.37879 201		2-0-0		98		89		152		.48286 156		4		4				
TOTALS		RPI 1-25		RPI 26-50		W-L RECORDS		RPI 51-100		RPI 101-150		RPI 150+										
17-39-1		0-10-0		1-4-0		OVERALL		4-14-1		3-2-0		9-9-0										
10-11-0		0-1-0		1-0-0		HOME		2-3-0		1-2-0		6-5-0										
2-18-0		0-9-0		0-3-0		AWAY		2-6-0		0-0-0		0-0-0										
5-10-1		0-0-0		0-1-0		NEUTRAL		0-5-1		2-0-0		3-4-0										
12-20-1		0-4-0		1-1-0		NON-CONFERENCE		2-9-1		2-0-0		7-6-0										
6-4-0		0-1-0		1-0-0		HOME		1-1-0		0-0-0		4-2-0										
1-7-0		0-3-0		0-0-		AWAY		1-4-0		0-0-0		0-0-0										
5-9-1		0-0-0		0-1-0		NEUTRAL		0-4-1		2-0-0		3-4-0										
5-19-0		0-6-0		0-3-0		CONFERENCE		2-5-0		1-2-0		2-3-0										
4-7-0		0-0-0		0-0-0		HOME		1-2-0		1-2-0		2-3-0										
1-11-0		0-6-0		0-3-0		AWAY		1-2-0		0-0-0		0-0-0										
0-1-0		0-0-0		0-0-0		NEUTRAL		0-1-0		0-0-0		0-0-0										
RPI	S	Opponent		Score		RPI	S	Opponent		Score		RPI	S	Opponent		Score						
1	A	Florida		1	3	38	A	Northwestern		2	4	60	N	Ga. Southern		2	6	107	H	Iowa	2	3
1	A	Florida		0	8	38	A	Northwestern		2	3	64	N	Longwood		2	7	107	H	Iowa	9	1
11	A	Arizona		1	9	38	A	Northwestern		0	8	65	A	Georgia St.		6	14	107	H	Iowa	0	1
15	H	Kentucky		0	5	43	H	Louisville		8	3	65	A	Georgia St.		3	4	122	N	Bradley	6	3
20	A	Michigan		1	9	49	N	Stanford		0	9	66	H	Ohio St.		11	7	134	N	Texas-Arlington	8	5
20	A	Michigan		3	12							66	H	Ohio St.		2	10	165	N	UT Martin	1	7
20	A	Michigan		0	8							66	H	Ohio St.		2	12	171	H	Penn St.	1	4
21	A	Nebraska		0	3							70	A	Purdue		1	4	171	H	Penn St.	8	7
21	A	Nebraska		1	3							70	A	Purdue		5	2	171	H	Penn St.	1	2
21	A	Nebraska		3	8							70	A	Purdue		1	4	178	H	Indiana St.	5	7
												70	N	Purdue		2	4	182	N	Weber St.	3	5
												72	N	Cal Poly		2	9	182	N	Weber St.	5	1
												75	H	Ball St.		3	6	194	H	Valparaiso	8	0
												75	H	Ball St.		3	2	194	N	Valparaiso	3	1
												80	N	San Jose St.		7	10	194	N	Valparaiso	5	0
												82	A	Boise St.		2	3	198	H	Michigan St.	3	5
												82	A	Boise St.		5	4	198	H	Michigan St.	7	3
												87	A	Georgia Tech		1	5	203	N	East Tenn. St.	0	6
												96	N	Troy		3	3	215	H	Wright St.	6	1
																		233	H	Toledo	5	2
																		251	H	Ill.-Chicago	9	10
																		251	H	Ill.-Chicago	4	1
																		263	N	Portland St.	6	8
				LAST 10 GAMES																		
				70	N	Purdue	2	4	107	H	Iowa	2	3									
				21	A	Nebraska	3	8	107	H	Iowa	9	1									
				21	A	Nebraska	0	3	107	H	Iowa	0	1									
				21	A	Nebraska	1	3	43	H	Louisville	8	3									
				194	H	Valparaiso	8	0	38	A	Northwestern	2	3									

Non-Div. I Games:

Indiana

Average RPI Win:		155	WON-LOST RECORD		WINNING PCT. RANK		LAST 10 GAMES		STRENGTH OF SCHEDULE		OPP. STRENGTH OF SCHEDULE		TEAM RPI		ADJ RPI		CONF. RPI		ADJ CONF. RPI				
Average RPI Loss:		91																					
DIV. I ONLY			16-36-0		.30769	246	3-7-0		94		84		184		.46536		184	11		10			
DIV. I NON-CONF.			9-19-0		.32143	224	0-1-0		128		82		192		.46114		192	10		10			
TOTALS		RPI 1-25		RPI 26-50		W-L RECORDS		RPI 51-100		RPI 101-150		RPI 150+											
16-36-0		0-5-0		1-4-0		OVERALL		4-15-0		3-6-0		8-6-0											
12-10-0		0-0-0		1-2-0		HOME		2-4-0		3-1-0		6-3-0											
3-14-0		0-2-0		0-0-0		AWAY		2-9-0		0-3-0		1-0-0											
1-12-0		0-3-0		0-2-0		NEUTRAL		0-2-0		0-2-0		1-3-0											
9-19-0		0-5-0		0-2-0		NON-CONFERENCE		0-4-0		3-3-0		6-5-0											
7-3-0		0-0-0		0-0-0		HOME		0-0-0		3-1-0		4-2-0											
1-4-0		0-2-0		0-0-		AWAY		0-2-0		0-0-0		1-0-0											
1-12-0		0-3-0		0-2-0		NEUTRAL		0-2-0		0-2-0		1-3-0											
7-17-0		0-0-0		1-2-0		CONFERENCE		4-11-0		0-3-0		2-1-0											
5-7-0		0-0-0		1-2-0		HOME		2-4-0		0-0-0		2-1-0											
2-10-0		0-0-0		0-0-0		AWAY		2-7-0		0-3-0		0-0-0											
0-0-0		0-0-0		0-0-0		NEUTRAL		0-0-0		0-0-0		0-0-0											
RPI	S	Opponent		Score		RPI	S	Opponent		Score		RPI	S	Opponent		Score		RPI	S	Opponent		Score	
3	N	Alabama		1	9	38	N	Northwestern		0	10	58	A	Oklahoma St.		3	6	105	N	Cal St. Northridge		2	5
4	N	UCLA		0	13	42	N	Long Beach St.		0	17	58	A	Oklahoma St.		0	5	125	H	Idaho St.		11	10
9	A	Arizona St.		0	9	45	H	San Diego St.		3	11	59	H	Fresno St.		11	9	125	H	Idaho St.		9	12
11	A	Arizona		0	8	45	H	San Diego St.		8	6	59	H	Fresno St.		0	20	127	A	Nevada		1	3
18	N	South Ala.		0	9	45	H	San Diego St.		9	11	59	H	Fresno St.		0	9	127	A	Nevada		5	13
												67	N	California		2	8	127	A	Nevada		0	8
												72	N	Cal Poly		1	6	129	H	Buffalo		5	2
												78	A	Colorado St.		5	13	129	H	Buffalo		5	2
												78	A	Colorado St.		6	3	145	N	Grand Canyon		2	4
												78	A	Colorado St.		0	6	152	A	New Mexico St.		4	3
												80	A	San Jose St.		1	10	152	H	New Mexico St.		2	14
												80	A	San Jose St.		9	4	159	N	LIU Brooklyn		2	4
												80	A	San Jose St.		0	5	179	N	UC Riverside		11	10
												82	A	Boise St.		4	5	185	H	UTEP		9	6
												82	A	Boise St.		0	7	185	H	UTEP		6	7
												82	A	Boise St.		5	7	197	H	Utah St.		6	4
												92	H	UNLV		2	10	197	H	Utah St.		20	3
												92	H	UNLV		11	10	197	H	Utah St.		11	12
												92	H	UNLV		9	12	229	N	Tennessee St.		4	6
																		263	N	Portland St.		0	10
																		275	H	Detroit		6	5
																		275	H	Detroit		13	3
																		275	H	Detroit		10	3
LAST 10 GAMES																							
				82	A	Boise St.		4	5	197	H	Utah St.		20	3	275	H	Detroit		13	3		
				82	A	Boise St.		5	7	197	H	Utah St.		11	12								
				82	A	Boise St.		0	7	78	A	Colorado St.		5	13								
				152	H	New Mexico St.		2	14	78	A	Colorado St.		0	6								
				197	H	Utah St.		6	4	78	A	Colorado St.		6	3								

Non-Div. I Games:

New Mexico

U
T
E
P

UTEP				Through Games Of May 11											
Average RPI Win:		190	WON-LOST RECORD	WINNING PCT. RANK	LAST 10 GAMES	STRENGTH OF SCHEDULE	OPP. STRENGTH OF SCHEDULE	TEAM RPI	ADJ RPI	CONF. RPI	ADJ CONF. RPI				
Average RPI Loss:		87													
DIV. I ONLY			14-34-0	.29167	253	3-7-0	86	115	194	.46434	185	14	12		
DIV. I NON-CONF.			5-19-0	.20833	263	0-0-0	42	88	200	.46108	193	11	11		
TOTALS		RPI 1-25		RPI 26-50		W-L RECORDS		RPI 51-100		RPI 101-150		RPI 150+			
14-34-0		0-8-0		0-1-0		OVERALL		1-11-0		2-8-0		11-6-0			
8-7-0		0-0-0		0-0-0		HOME		0-3-0		1-2-0		7-2-0			
5-17-0		0-5-0		0-0-0		AWAY		1-5-0		0-3-0		4-4-0			
1-10-0		0-3-0		0-1-0		NEUTRAL		0-3-0		1-3-0		0-0-0			
5-19-0		0-5-0		0-1-0		NON-CONFERENCE		0-6-0		1-3-0		4-4-0			
3-0-0		0-0-0		0-0-0		HOME		0-0-0		0-0-0		3-0-0			
1-9-0		0-2-0		0-0-		AWAY		0-3-0		0-0-0		1-4-0			
1-10-0		0-3-0		0-1-0		NEUTRAL		0-3-0		1-3-0		0-0-0			
9-15-0		0-3-0		0-0-0		CONFERENCE		1-5-0		1-5-0		7-2-0			
5-7-0		0-0-0		0-0-0		HOME		0-3-0		1-2-0		4-2-0			
4-8-0		0-3-0		0-0-0		AWAY		1-2-0		0-3-0		3-0-0			
0-0-0		0-0-0		0-0-0		NEUTRAL		0-0-0		0-0-0		0-0-0			
RPI	S	Opponent	Score	RPI	S	Opponent	Score	RPI	S	Opponent	Score	RPI	S	Opponent	Score
7	N	Florida St.	0 8	42	N	Long Beach St.	4 5	61	N	Utah	3 4	103	A	Fla. Atlantic	0 2
11	A	Arizona	1 14					74	H	North Texas	4 11	103	A	Fla. Atlantic	3 4
11	A	Arizona	1 11					74	H	North Texas	5 8	103	A	Fla. Atlantic	0 7
14	N	Washington	0 9					74	H	North Texas	0 8	109	N	Hawaii	5 10
21	N	Nebraska	0 7					78	A	Colorado St.	2 7	119	H	UTSA	0 10
24	A	Tulsa	0 13					78	A	Colorado St.	0 14	119	H	UTSA	7 6
24	A	Tulsa	0 6					78	A	Colorado St.	1 9	119	H	UTSA	8 11
24	A	Tulsa	0 6					80	N	San Jose St.	8 10	127	N	Nevada	0 4
								82	N	Boise St.	9 16	150	N	St. Mary's (CA)	6 2
								91	A	East Carolina	3 6	150	N	St. Mary's (CA)	10 11
								91	A	East Carolina	4 1	152	A	New Mexico St.	3 14
								91	A	East Carolina	1 2	152	A	New Mexico St.	6 8
												152	H	New Mexico St.	5 1
												167	H	Southern Miss.	6 8
												167	H	Southern Miss.	5 1
												167	H	Southern Miss.	7 11
												177	A	Pacific	3 6
												184	A	New Mexico	7 6
												184	A	New Mexico	6 9
												206	A	Louisiana Tech	11 6
												206	A	Louisiana Tech	9 7
												206	A	Louisiana Tech	12 3
												209	H	Houston Baptist	10 5
												209	H	Houston Baptist	5 2
												254	H	Middle Tenn.	5 3
												254	H	Middle Tenn.	6 5
												254	H	Middle Tenn.	13 2
LAST 10 GAMES															
				91	A	East Carolina	4 1	119	H	UTSA	8 11	209	H	Houston Baptist	10 5
				91	A	East Carolina	3 6	103	A	Fla. Atlantic	3 4	209	H	Houston Baptist	5 2
				91	A	East Carolina	1 2	103	A	Fla. Atlantic	0 7	254	H	Middle Tenn.	5 3
				119	H	UTSA	0 10	103	A	Fla. Atlantic	0 2	254	H	Middle Tenn.	6 5
				119	H	UTSA	7 6	254	H	Middle Tenn.	6 5	254	H	Middle Tenn.	13 2
Non-Div. I Games:		Incarnate Word		12	4	Incarnate Word		6	5	Incarnate Word		9	1		
UTEP															

U
T
E
P

Average RPI Win: 209		WON-LOST RECORD		WINNING PCT. RANK		LAST 10 GAMES		STRENGTH OF SCHEDULE		OPP. STRENGTH OF SCHEDULE		TEAM RPI		ADJ RPI		CONF. RPI		ADJ CONF. RPI			
Average RPI Loss: 139		17-27-0		.38636 210		0-10-0		117		232		181		.4626 186		10		11			
DIV. I ONLY		13-13-0		.5 138		0-2-0		210		293		190		.45793 199		12		12			
DIV. I NON-CONF.																					
TOTALS		RPI 1-25		RPI 26-50		W-L RECORDS		RPI 51-100		RPI 101-150		RPI 150+									
17-27-0		1-2-0		0-6-0		OVERALL		0-1-0		1-3-0		15-15-0									
9-7-0		1-2-0		0-0-0		HOME		0-0-0		0-1-0		8-4-0									
3-14-0		0-0-0		0-6-0		AWAY		0-1-0		1-2-0		2-5-0									
5-6-0		0-0-0		0-0-0		NEUTRAL		0-0-0		0-0-0		5-6-0									
13-13-0		0-0-0		0-0-0		NON-CONFERENCE		0-1-0		0-1-0		13-11-0									
6-1-0		0-0-0		0-0-0		HOME		0-0-0		0-1-0		6-0-0									
2-6-0		0-0-0		0-0-0		AWAY		0-1-0		0-0-0		2-5-0									
5-6-0		0-0-0		0-0-0		NEUTRAL		0-0-0		0-0-0		5-6-0									
4-14-0		1-2-0		0-6-0		CONFERENCE		0-0-0		1-2-0		2-4-0									
3-6-0		1-2-0		0-0-0		HOME		0-0-0		0-0-0		2-4-0									
1-8-0		0-0-0		0-6-0		AWAY		0-0-0		1-2-0		0-0-0									
0-0-0		0-0-0		0-0-0		NEUTRAL		0-0-0		0-0-0		0-0-0									
RPI S	Opponent	Score		RPI S	Opponent	Score		RPI S	Opponent	Score		RPI S	Opponent	Score							
23 H	James Madison	3	7	33 A	Hofstra	0	8	91 A	East Carolina	1	14	143 H	Georgetown	3	7						
23 H	James Madison	4	5	33 A	Hofstra	0	8					146 A	Delaware	0	2						
23 H	James Madison	7	6	33 A	Hofstra	0	8					146 A	Delaware	5	2						
				50 A	Col. of Charleston	1	5					146 A	Delaware	0	2						
				50 A	Col. of Charleston	1	4					154 N	Western Ill.	3	4						
				50 A	Col. of Charleston	1	5					158 A	Delaware St.	2	7						
												158 A	Delaware St.	0	8						
												158 N	Delaware St.	2	6						
												158 N	Delaware St.	3	4						
												166 H	Towson	9	1						
												166 H	Towson	1	2						
												166 H	Towson	0	5						
												173 N	Iona	9	8						
												193 A	Hampton	4	5						
												193 A	Hampton	5	3						
												193 A	Hampton	2	3						
												193 N	Hampton	7	1						
												196 H	Central Ark.	6	5						
												201 H	Monmouth	5	3						
												207 H	UNC Wilmington	2	10						
												207 H	UNC Wilmington	1	3						
												207 H	UNC Wilmington	5	4						
												218 A	Penn	6	2						
												222 N	Seton Hall	1	9						
												232 A	UMBC	0	3						
												238 H	Villanova	3	1						
												238 H	Villanova	5	4						
				LAST 10 GAMES																	
				33 A	Hofstra	0	8	50 A	Col. of Charleston	1	4	218 A	Penn	6	2						
				33 A	Hofstra	0	8	158 A	Delaware St.	2	7	222 N	Seton Hall	1	9						
				33 A	Hofstra	0	8	158 A	Delaware St.	0	8	232 A	UMBC	0	3						
				50 A	Col. of Charleston	1	5	166 H	Towson	0	5	238 H	Villanova	3	1						
				50 A	Col. of Charleston	1	5	166 H	Towson	1	2	238 H	Villanova	5	4						

Non-Div. I Games:

Drexel

RPI	S	Opponent	Score	
248	N	Niagara	8	0
267	N	St. Bonaventure	0	3
271	N	Rhode Island	4	0
277	N	Alabama St.	13	3
279	H	Coppin St.	3	1
279	H	Coppin St.	12	4
289	N	Ark.-Pine Bluff	9	10

Drexel

D
r
e
x
e
l

D
r
e
x
e
l

Average RPI Win:	222	WON-LOST	WINNING	LAST 10	STRENGTH OF	OPP. STRENGTH	TEAM	ADJ	CONF.	ADJ CONF.					
Average RPI Loss:	176	RECORD	PCT. RANK	GAMES	SCHEDULE	OF SCHEDULE	RPI	RPI	RPI	RPI					
DIV. I ONLY	24-20-0	.54545	112	3-7-0	264	241	191	.46239	187	26	26				
DIV. I NON-CONF.	16-10-0	.61538	75	0-0-0	255	254	144	.48632	147	27	27				
<hr/>															
TOTALS	RPI 1-25	RPI 26-50		W-L RECORDS		RPI 51-100		RPI 101-150		RPI 150+					
24-20-0	0-0-0	0-0-0		OVERALL		0-2-0		2-3-0		22-15-0					
13-3-0	0-0-0	0-0-0		HOME		0-0-0		2-1-0		11-2-0					
4-9-0	0-0-0	0-0-0		AWAY		0-0-0		0-1-0		4-8-0					
7-8-0	0-0-0	0-0-0		NEUTRAL		0-2-0		0-1-0		7-5-0					
<hr/>															
16-10-0	0-0-0	0-0-0		NON-CONFERENCE		0-2-0		0-2-0		16-6-0					
9-1-0	0-0-0	0-0-0		HOME		0-0-0		0-0-0		9-1-0					
0-2-0	0-0-0	0-0-		AWAY		0-0-0		0-1-0		0-1-0					
7-7-0	0-0-0	0-0-0		NEUTRAL		0-2-0		0-1-0		7-4-0					
<hr/>															
8-10-0	0-0-0	0-0-0		CONFERENCE		0-0-0		2-1-0		6-9-0					
4-2-0	0-0-0	0-0-0		HOME		0-0-0		2-1-0		2-1-0					
4-7-0	0-0-0	0-0-0		AWAY		0-0-0		0-0-0		4-7-0					
0-1-0	0-0-0	0-0-0		NEUTRAL		0-0-0		0-0-0		0-1-0					
<hr/>															
RPI	S	Opponent	Score	RPI	S	Opponent	Score	RPI	S	Opponent	Score				
				83 N Boston College				0	13	110 A Winthrop		1	9		
				93 N Furman				0	5	113 H Green Bay		3	13		
												113 H Green Bay		2	1
												113 H Green Bay		7	6
												120 N St. John's (NY)		3	4
												155 A Charlotte		1	9
												161 N Maine		1	2
												164 N Boston U.		1	9
												164 N Boston U.		5	3
												180 H Robert Morris		0	1
												180 N Robert Morris		1	3
												180 N Robert Morris		2	1
												191 H Saint Francis (PA)		4	0
												191 H Saint Francis (PA)		2	1
												194 A Valparaiso		4	6
												194 A Valparaiso		3	2
												194 A Valparaiso		6	7
												195 H Youngstown St.		4	3
												195 H Youngstown St.		4	8
												195 N Youngstown St.		2	3
												215 A Wright St.		3	4
												215 A Wright St.		5	6
												215 A Wright St.		0	4
												215 A Wright St.		2	9
												219 H Bowling Green		5	3
								231 N Gardner-Webb		12	2				
								233 H Toledo		5	4				
<hr/>															
				LAST 10 GAMES											
215 A Wright St.				5	6	275 A Detroit				7	1				
195 N Youngstown St.				2	3	275 A Detroit				5	3				
215 A Wright St.				0	4	275 A Detroit				9	0				
215 A Wright St.				2	9	256 A Oakland				0	1				
215 A Wright St.				3	4	113 H Green Bay				3	13				

Non-Div. I Games:

Cleveland St.

RPI	S	Opponent	Score	
233	H	Toledo	5	0
235	H	Bucknell	1	0
238	N	Villanova	1	0
240	H	Canisius	9	0
242	N	Wagner	6	4
248	H	Niagara	5	4
248	H	Niagara	7	1
251	H	Ill.-Chicago	5	1
256	A	Oakland	0	1
267	N	St. Bonaventure	5	1
267	N	St. Bonaventure	4	5
272	N	Quinnipiac	9	0
275	A	Detroit	5	3
275	A	Detroit	9	0
275	A	Detroit	7	1

Cleveland St.

C
l
e
v
e
l
a
n
d
S
t
.

C
l
e
v
e
l
a
n
d
S
t
.

Average RPI Win: 214		WON-LOST	WINNING	LAST 10	STRENGTH OF		OPP. STRENGTH	TEAM	ADJ	CONF.	ADJ CONF.		
Average RPI Loss: 161		RECORD	PCT. RANK	GAMES	SCHEDULE		OF SCHEDULE	RPI	RPI	RPI	RPI		
DIV. I ONLY		21-21-0	.5	136	7-3-0		216	244	179	.46234	188	23	23
DIV. I NON-CONF.		10-14-0	.41667	182	0-0-0		256	263	235	.43007	236	23	24
TOTALS		RPI 1-25	RPI 26-50		W-L RECORDS		RPI 51-100		RPI 101-150		RPI 150+		
21-21-0	0-0-0	0-0-0		OVERALL		0-4-0		2-5-0		19-12-0			
6-4-0	0-0-0	0-0-0		HOME		0-0-0		1-3-0		5-1-0			
9-9-0	0-0-0	0-0-0		AWAY		0-3-0		1-1-0		8-5-0			
6-8-0	0-0-0	0-0-0		NEUTRAL		0-1-0		0-1-0		6-6-0			
10-14-0	0-0-0	0-0-0		NON-CONFERENCE		0-4-0		1-1-0		9-9-0			
2-0-0	0-0-0	0-0-0		HOME		0-0-0		0-0-0		2-0-0			
2-8-0	0-0-0	0-0-		AWAY		0-3-0		1-1-0		1-4-0			
6-6-0	0-0-0	0-0-0		NEUTRAL		0-1-0		0-0-0		6-5-0			
11-7-0	0-0-0	0-0-0		CONFERENCE		0-0-0		1-4-0		10-3-0			
4-4-0	0-0-0	0-0-0		HOME		0-0-0		1-3-0		3-1-0			
7-1-0	0-0-0	0-0-0		AWAY		0-0-0		0-0-0		7-1-0			
0-2-0	0-0-0	0-0-0		NEUTRAL		0-0-0		0-1-0		0-1-0			
RPI S	Opponent	Score	RPI S	Opponent	Score	RPI S	Opponent	Score	RPI S	Opponent	Score		
						72 A	Cal Poly	0 6	102 H	Bryant	1 12		
						98 A	Stony Brook	0 3	102 H	Bryant	7 2		
						98 A	Stony Brook	3 11	108 A	San Diego	3 2		
						98 N	Stony Brook	0 6	108 A	San Diego	1 2		
									126 H	Central Conn. St.	0 1		
									126 H	Central Conn. St.	0 5		
									126 N	Central Conn. St.	0 3		
									158 N	Delaware St.	2 4		
									159 A	LIU Brooklyn	7 2		
									159 A	LIU Brooklyn	4 6		
									159 N	LIU Brooklyn	2 7		
									179 A	UC Riverside	2 6		
									179 A	UC Riverside	2 4		
									180 A	Robert Morris	4 1		
									180 A	Robert Morris	6 0		
									181 N	Saint Joseph's	3 2		
									182 N	Weber St.	0 6		
									182 N	Weber St.	1 7		
									189 N	Sacramento St.	5 3		
									191 A	Saint Francis (PA)	9 4		
									191 A	Saint Francis (PA)	1 0		
									199 A	Army	1 0		
									226 H	Mt. St. Mary's	2 1		
									226 H	Mt. St. Mary's	0 1		
									237 N	La Salle	4 0		
									242 H	Wagner	5 2		
									242 H	Wagner	3 2		
LAST 10 GAMES													
			159 N	LIU Brooklyn	2 7		191 A	Saint Francis (PA)	1 0				
			126 N	Central Conn. St.	0 3		242 H	Wagner	5 2				
			180 A	Robert Morris	4 1		242 H	Wagner	3 2				
			180 A	Robert Morris	6 0		159 A	LIU Brooklyn	7 2				
			191 A	Saint Francis (PA)	9 4		159 A	LIU Brooklyn	4 6				

Non-Div. I Games:

Fairleigh Dickinson

RPI	S	Opponent	Score	
243	A	Manhattan	1	2
243	A	Manhattan	0	5
249	N	Seattle	3	1
250	N	Santa Clara	0	6
250	N	Santa Clara	9	1
265	A	Sacred Heart	6	1
265	A	Sacred Heart	2	1
268	N	Hartford	7	4
273	N	Yale	1	4
282	H	Saint Peter's	7	6
282	H	Saint Peter's	14	2

Fairleigh Dickinson

F
a
i
r
l
e
i
g
h
D
i
c
k
i
n
s
o
n

F
a
i
r
l
e
i
g
h
D
i
c
k
i
n
s
o
n

Average RPI Win:	210	WON-LOST RECORD	WINNING PCT. RANK	LAST 10 GAMES	STRENGTH OF SCHEDULE	OPP. STRENGTH OF SCHEDULE	TEAM RPI	ADJ RPI	CONF. RPI	ADJ CONF. RPI	
DIV. I ONLY		25-21-0	.54348 117	6-4-0	267	196	189	.4621 189	27	27	
DIV. I NON-CONF.		12-15-0	.44444 167	0-1-0	244	145	205	.45418 203	26	26	
<hr/>											
TOTALS	RPI 1-25	RPI 26-50		W-L RECORDS		RPI 51-100		RPI 101-150		RPI 150+	
25-21-0	0-0-0	0-0-0		OVERALL		1-6-0		4-8-0		20-7-0	
11-3-0	0-0-0	0-0-0		HOME		0-0-0		1-0-0		10-3-0	
7-12-0	0-0-0	0-0-0		AWAY		0-4-0		1-7-0		6-1-0	
7-6-0	0-0-0	0-0-0		NEUTRAL		1-2-0		2-1-0		4-3-0	
12-15-0	0-0-0	0-0-0		NON-CONFERENCE		1-6-0		3-5-0		8-4-0	
4-2-0	0-0-0	0-0-0		HOME		0-0-0		1-0-0		3-2-0	
2-8-0	0-0-0	0-0-		AWAY		0-4-0		0-4-0		2-0-0	
6-5-0	0-0-0	0-0-0		NEUTRAL		1-2-0		2-1-0		3-2-0	
13-6-0	0-0-0	0-0-0		CONFERENCE		0-0-0		1-3-0		12-3-0	
7-1-0	0-0-0	0-0-0		HOME		0-0-0		0-0-0		7-1-0	
5-4-0	0-0-0	0-0-0		AWAY		0-0-0		1-3-0		4-1-0	
1-1-0	0-0-0	0-0-0		NEUTRAL		0-0-0		0-0-0		1-1-0	
<hr/>											
RPI S	Opponent	Score	RPI S	Opponent	Score	RPI S	Opponent	Score	RPI S	Opponent	Score
						56 N	UC Santa Barbara	2 3	108 N	San Diego	2 13
						59 A	Fresno St.	1 5	108 N	San Diego	7 0
						67 A	California	0 8	124 N	Iowa St.	4 0
						72 A	Cal Poly	1 6	125 A	Idaho St.	2 3
						72 A	Cal Poly	2 6	125 A	Idaho St.	7 10
						82 N	Boise St.	3 1	125 A	Idaho St.	9 3
						98 N	Stony Brook	1 2	125 A	Idaho St.	5 6
									127 A	Nevada	2 4
									127 A	Nevada	0 9
									137 A	UC Davis	0 1
									137 H	UC Davis	5 0
									150 A	St. Mary's (CA)	2 4
									169 H	Southern Utah	6 3
									169 H	Southern Utah	4 6
									169 N	Southern Utah	2 5
									177 A	Pacific	9 5
			179 N	UC Riverside	9 1						
			179 N	UC Riverside	0 1						
			182 A	Weber St.	11 1						
			182 A	Weber St.	4 3						
			188 N	Fairleigh Dickinson	3 5						
LAST 10 GAMES						227 A	Northern Colo.	10 2			
						227 A	Northern Colo.	1 8			
						227 A	Northern Colo.	9 1			
						227 N	Northern Colo.	4 0			
						239 H	Princeton	1 3			
						239 H	Princeton	4 0			
227 N	Northern Colo.	4 0	67 A	California	0 8	227 A	Northern Colo.	1 8			
125 A	Idaho St.	7 10	263 H	Portland St.	3 2	227 A	Northern Colo.	9 1			
169 N	Southern Utah	2 5	263 H	Portland St.	3 0	227 N	Northern Colo.	4 0			
182 A	Weber St.	11 1	263 H	Portland St.	5 2	239 H	Princeton	1 3			
182 A	Weber St.	4 3	125 A	Idaho St.	2 3	239 H	Princeton	4 0			

Non-Div. I Games:

Sacramento St.

RPI	S	Opponent	Score	
246	H	Bakersfield	2	1
246	H	Bakersfield	2	1
246	H	Bakersfield	1	6
246	N	Bakersfield	11	6
250	A	Santa Clara	3	1
250	N	Santa Clara	6	2
263	H	Portland St.	5	2
263	H	Portland St.	3	0
263	H	Portland St.	3	2
278	H	North Dakota	5	1
278	H	North Dakota	6	3
278	H	North Dakota	9	0

Sacramento St.

S
a
c
r
a
m
e
n
t
o
S
t
.

S
a
c
r
a
m
e
n
t
o
S
t
.

Average RPI Win: 219		WON-LOST	WINNING	LAST 10	STRENGTH OF		OPP. STRENGTH	TEAM	ADJ	CONF.	ADJ CONF.				
Average RPI Loss: 167		RECORD	PCT. RANK	GAMES	SCHEDULE		OF SCHEDULE	RPI	RPI	RPI	RPI				
DIV. I ONLY		22-21-0	.51163	131	5-5-0		231	248	188	.46203	190	24	24		
DIV. I NON-CONF.		16-11-0	.59259	88	2-0-0		254	269	159	.47714	166	25	25		
TOTALS		RPI 1-25	RPI 26-50		W-L RECORDS		RPI 51-100		RPI 101-150		RPI 150+				
22-21-0	0-0-0	0-1-0		OVERALL		1-4-0		2-2-0		19-14-0					
16-11-0	0-0-0	0-0-0		HOME		0-0-0		2-2-0		14-9-0					
6-9-0	0-0-0	0-1-0		AWAY		1-3-0		0-0-0		5-5-0					
0-1-0	0-0-0	0-0-0		NEUTRAL		0-1-0		0-0-0		0-0-0					
16-11-0	0-0-0	0-1-0		NON-CONFERENCE		0-3-0		2-0-0		14-7-0					
12-7-0	0-0-0	0-0-0		HOME		0-0-0		2-0-0		10-7-0					
4-3-0	0-0-0	0-0-		AWAY		0-2-0		0-0-0		4-0-0					
0-1-0	0-0-0	0-0-0		NEUTRAL		0-1-0		0-0-0		0-0-0					
6-10-0	0-0-0	0-0-0		CONFERENCE		1-1-0		0-2-0		5-7-0					
4-4-0	0-0-0	0-0-0		HOME		0-0-0		0-2-0		4-2-0					
2-6-0	0-0-0	0-0-0		AWAY		1-1-0		0-0-0		1-5-0					
0-0-0	0-0-0	0-0-0		NEUTRAL		0-0-0		0-0-0		0-0-0					
RPI S	Opponent	Score		RPI S	Opponent	Score		RPI S	Opponent	Score					
				29 A	USC Upstate	2	3	55 A	Fordham	3	2				
								55 A	Fordham	3	7				
								64 A	Longwood	0	5				
								64 A	Longwood	3	4				
								75 N	Ball St.	0	2				
										131 H	Akron	8	3		
										131 H	Akron	13	7		
										148 H	Saint Louis	1	2		
										148 H	Saint Louis	3	5		
										168 A	Massachusetts	5	0		
										168 A	Massachusetts	5	6		
										174 H	Binghamton	6	1		
										181 A	Saint Joseph's	6	9		
										181 A	Saint Joseph's	0	1		
										199 H	Army	0	1		
										199 H	Army	0	4		
										201 H	Monmouth	0	3		
										201 H	Monmouth	8	2		
										201 H	Monmouth	1	6		
										202 A	Virginia	15	5		
										202 A	Virginia	17	6		
										217 H	Dayton	3	5		
										217 H	Dayton	5	12		
										223 H	Cornell	8	2		
										223 H	Cornell	5	1		
										223 H	Cornell	2	4		
										223 H	Cornell	3	4		
										223 H	Cornell	8	7		
										224 H	George Washington	8	2		
										224 H	George Washington	8	5		
										237 A	La Salle	0	8		
										237 A	La Salle	0	2		
LAST 10 GAMES				168 A	Massachusetts	5	0	217 H	Dayton	3	5	223 H	Cornell	8	7
				168 A	Massachusetts	5	6	286 H	UMES	15	0	224 H	George Washington	8	2
				148 H	Saint Louis	3	5	286 H	UMES	8	0	224 H	George Washington	8	5
				148 H	Saint Louis	1	2	271 H	Rhode Island	4	3	237 A	La Salle	0	8
				217 H	Dayton	5	12	271 H	Rhode Island	5	0	237 A	La Salle	0	2

Non-Div. I Games:

George Mason

RPI	S	Opponent	Score	
245	H	Colgate	10	4
245	H	Colgate	3	6
261	A	Norfolk St.	7	5
261	A	Norfolk St.	8	7
271	H	Rhode Island	5	0
271	H	Rhode Island	4	3
279	H	Coppin St.	12	2
279	H	Coppin St.	13	0
286	H	UMES	15	0
286	H	UMES	8	0

Average RPI Win: 231		WON-LOST RECORD		WINNING PCT. RANK		LAST 10 GAMES		STRENGTH OF SCHEDULE		OPP. STRENGTH OF SCHEDULE		TEAM RPI		ADJ RPI		CONF. RPI		ADJ CONF. RPI	
DIV. I ONLY		26-23-0		.53061 123		5-5-0		245		250		185		.46085 191		23		23	
DIV. I NON-CONF.		18-15-0		.54545 116		1-3-0		268		271		198		.45527 202		23		24	
TOTALS		RPI 1-25		RPI 26-50		W-L RECORDS		RPI 51-100		RPI 101-150		RPI 150+							
26-23-0		0-1-0		0-1-0		OVERALL		0-1-0		2-6-0		24-14-0							
4-7-0		0-0-0		0-0-0		HOME		0-0-0		2-4-0		2-3-0							
8-12-0		0-1-0		0-0-0		AWAY		0-0-0		0-2-0		8-9-0							
14-4-0		0-0-0		0-1-0		NEUTRAL		0-1-0		0-0-0		14-2-0							
18-15-0		0-1-0		0-1-0		NON-CONFERENCE		0-1-0		1-3-0		17-9-0							
1-2-0		0-0-0		0-0-0		HOME		0-0-0		1-1-0		0-1-0							
3-9-0		0-1-0		0-0-		AWAY		0-0-0		0-2-0		3-6-0							
14-4-0		0-0-0		0-1-0		NEUTRAL		0-1-0		0-0-0		14-2-0							
8-8-0		0-0-0		0-0-0		CONFERENCE		0-0-0		1-3-0		7-5-0							
3-5-0		0-0-0		0-0-0		HOME		0-0-0		1-3-0		2-2-0							
5-3-0		0-0-0		0-0-0		AWAY		0-0-0		0-0-0		5-3-0							
0-0-0		0-0-0		0-0-0		NEUTRAL		0-0-0		0-0-0		0-0-0							
RPI S	Opponent	Score		RPI S	Opponent	Score		RPI S	Opponent	Score		RPI S	Opponent	Score					
15 A	Kentucky	2	10	39 N	Kansas	2	10	68 N	Kent St.	3	8	102 H	Bryant	2	5				
												102 H	Bryant	2	3				
												121 A	Lehigh	4	6				
												121 A	Lehigh	0	1				
												126 H	Central Conn. St.	0	5				
												126 H	Central Conn. St.	3	2				
												131 H	Akron	6	5				
												131 H	Akron	1	5				
												159 A	LIU Brooklyn	4	6				
												159 A	LIU Brooklyn	0	1				
												171 A	Penn St.	4	2				
												171 A	Penn St.	1	9				
												180 A	Robert Morris	2	0				
												180 A	Robert Morris	5	0				
												187 A	Cleveland St.	0	4				
												187 A	Cleveland St.	1	2				
												188 H	Fairleigh Dickinson	4	9				
												188 H	Fairleigh Dickinson	0	1				
												192 N	Fairfield	9	0				
												192 N	Fairfield	6	5				
												195 A	Youngstown St.	6	3				
												195 A	Youngstown St.	3	4				
												224 A	George Washington	2	6				
												224 A	George Washington	8	10				
												226 H	Mt. St. Mary's	3	2				
												226 H	Mt. St. Mary's	4	0				
												230 N	Temple	4	7				
				LAST 10 GAMES															
				226 H	Mt. St. Mary's	4	0	121 A	Lehigh	0	1	224 A	George Washington	2	6				
				226 H	Mt. St. Mary's	3	2	265 A	Sacred Heart	9	6	224 A	George Washington	8	10				
				188 H	Fairleigh Dickinson	4	9	265 A	Sacred Heart	2	0	226 H	Mt. St. Mary's	3	2				
				188 H	Fairleigh Dickinson	0	1	131 H	Akron	1	5	226 H	Mt. St. Mary's	4	0				
				121 A	Lehigh	4	6	131 H	Akron	6	5	230 N	Temple	4	7				

Non-Div. I Games:

Saint Francis (PA)

RPI	S	Opponent	Score	
235	H	Bucknell	6	9
237	N	La Salle	8	7
237	N	La Salle	5	0
242	A	Wagner	3	4
242	A	Wagner	4	0
243	N	Manhattan	8	1
243	N	Manhattan	7	6
248	N	Niagara	0	2
248	N	Niagara	11	1
255	N	UMass Lowell	3	1
255	N	UMass Lowell	7	0
265	A	Sacred Heart	2	0
265	A	Sacred Heart	9	6
276	A	N.C. A&T	11	0
280	N	Morgan St.	10	2
280	N	Morgan St.	11	3
285	N	Brown	4	2
285	N	Brown	4	2
287	N	Rider	10	1

Saint Francis (PA)
(
P
A
)

S
a
i
n
t
F
r
a
n
c
i
s
(
P
A
)

S
a
i
n
t
F
r
a
n
c
i
s
(
P
A
)

Average RPI Win:		229	WON-LOST RECORD		WINNING PCT. RANK		LAST 10 GAMES		STRENGTH OF SCHEDULE		OPP. STRENGTH OF SCHEDULE		TEAM RPI		ADJ RPI		CONF. RPI		ADJ CONF. RPI				
DIV. I ONLY			20-22-0		.47619	156	5-5-0		213		235		192		.46077	192	30		30				
DIV. I NON-CONF.			5-15-0		.25	253	0-0-0		100		147		224		.44377	222	30		30				
TOTALS		RPI 1-25		RPI 26-50		W-L RECORDS		RPI 51-100		RPI 101-150		RPI 150+											
20-22-0		0-3-0		0-2-0		OVERALL		1-2-0		1-2-0		18-13-0											
10-6-0		0-0-0		0-0-0		HOME		1-0-0		0-0-0		9-6-0											
8-7-0		0-2-0		0-1-0		AWAY		0-0-0		0-0-0		8-4-0											
2-9-0		0-1-0		0-1-0		NEUTRAL		0-2-0		1-2-0		1-3-0											
5-15-0		0-3-0		0-2-0		NON-CONFERENCE		1-2-0		1-2-0		3-6-0											
3-1-0		0-0-0		0-0-0		HOME		1-0-0		0-0-0		2-1-0											
0-5-0		0-2-0		0-0-		AWAY		0-0-0		0-0-0		0-2-0											
2-9-0		0-1-0		0-1-0		NEUTRAL		0-2-0		1-2-0		1-3-0											
15-7-0		0-0-0		0-0-0		CONFERENCE		0-0-0		0-0-0		15-7-0											
7-5-0		0-0-0		0-0-0		HOME		0-0-0		0-0-0		7-5-0											
8-2-0		0-0-0		0-0-0		AWAY		0-0-0		0-0-0		8-2-0											
0-0-0		0-0-0		0-0-0		NEUTRAL		0-0-0		0-0-0		0-0-0											
RPI	S	Opponent		Score		RPI	S	Opponent		Score		RPI	S	Opponent		Score							
2	N	Georgia		0	10	33	A	Hofstra		1	5	68	N	Kent St.		0	7						
15	A	Kentucky		0	5	39	N	Kansas		4	6	91	N	East Carolina		4	5						
23	A	James Madison		1	9							98	H	Stony Brook		2	0						
														142 N Dartmouth		7	3						
														142 N Dartmouth		1	4						
														143 N Georgetown		0	3						
														157 N Northern Ill.		3	7						
														172 H Marist		3	2						
														172 H Marist		0	10						
														173 H Iona		3	6						
														173 H Iona		2	0						
														173 H Iona		1	0						
														191 N Saint Francis (PA)		0	9						
														191 N Saint Francis (PA)		5	6						
														201 H Monmouth		10	2						
														201 H Monmouth		9	8						
														204 A UConn		3	5						
														213 N Lamar		2	1						
														240 A Canisius		7	0						
														240 A Canisius		0	3						
														243 A Manhattan		8	0						
														243 A Manhattan		2	4						
														244 H Siena		1	2						
														244 H Siena		1	6						
														244 H Siena		0	4						
														248 A Niagara		2	0						
														248 A Niagara		17	1						
														265 A Sacred Heart		2	3						
														265 H Sacred Heart		3	0						
														271 H Rhode Island		3	4						
LAST 10 GAMES																							
244 H Siena						0	4	244 H Siena						1	6	248 A Niagara						2	0
173 H Iona						3	6	282 A Saint Peter's						7	3	248 A Niagara						17	1
243 A Manhattan						2	4	282 A Saint Peter's						11	0	265 A Sacred Heart						2	3
243 A Manhattan						8	0	173 H Iona						2	0	265 H Sacred Heart						3	0
244 H Siena						1	2	173 H Iona						1	0	271 H Rhode Island						3	4

Non-Div. I Games:

Fairfield

RPI	S	Opponent	Score	
271	H	Rhode Island	2	1
272	A	Quinnipiac	7	5
272	A	Quinnipiac	10	0
282	A	Saint Peter's	11	0
282	A	Saint Peter's	7	3
287	H	Rider	8	0
287	H	Rider	8	0

Fairfield

F
a
i
r
f
i
e
l
d

F
a
i
r
f
i
e
l
d

Average RPI Win: 246		WON-LOST RECORD	WINNING PCT. RANK		LAST 10 GAMES	STRENGTH OF SCHEDULE	OPP. STRENGTH OF SCHEDULE	TEAM RPI	ADJ RPI		CONF. RPI	ADJ CONF. RPI					
Average RPI Loss: 161																	
DIV. I ONLY		29-20-0	.59184	86	8-2-0	268	278	186	.46055	193	31	31					
DIV. I NON-CONF.		10-15-0	.4	192	0-0-0	201	188	206	.44821	213	31	31					
<hr/>																	
TOTALS		RPI 1-25		RPI 26-50		W-L RECORDS		RPI 51-100		RPI 101-150		RPI 150+					
29-20-0		0-2-0		0-0-0		OVERALL		0-2-0		1-4-0		28-12-0					
17-4-0		0-0-0		0-0-0		HOME		0-0-0		0-0-0		17-4-0					
7-8-0		0-0-0		0-0-0		AWAY		0-2-0		0-3-0		7-3-0					
5-8-0		0-2-0		0-0-0		NEUTRAL		0-0-0		1-1-0		4-5-0					
10-15-0		0-2-0		0-0-0		NON-CONFERENCE		0-2-0		1-4-0		9-7-0					
7-3-0		0-0-0		0-0-0		HOME		0-0-0		0-0-0		7-3-0					
0-6-0		0-0-0		0-0-		AWAY		0-2-0		0-3-0		0-1-0					
3-6-0		0-2-0		0-0-0		NEUTRAL		0-0-0		1-1-0		2-3-0					
19-5-0		0-0-0		0-0-0		CONFERENCE		0-0-0		0-0-0		19-5-0					
10-1-0		0-0-0		0-0-0		HOME		0-0-0		0-0-0		10-1-0					
7-2-0		0-0-0		0-0-0		AWAY		0-0-0		0-0-0		7-2-0					
2-2-0		0-0-0		0-0-0		NEUTRAL		0-0-0		0-0-0		2-2-0					
RPI	S	Opponent		Score		RPI	S	Opponent		Score		RPI	S	Opponent		Score	
4	N	UCLA		0	17												
16	N	Minnesota		0	8												
														</			

Non-Div. I Games:

Hampton

Hampton

[illegible]

Non-Div. I Games:

Valparaiso

RPI	S	Opponent	Score	
210	H	Western Mich.	0	5
215	A	Wright St.	4	0
215	A	Wright St.	3	11
215	A	Wright St.	0	3
215	A	Wright St.	4	2
222	N	Seton Hall	24	1
234	H	Eastern Mich.	7	11
234	H	Eastern Mich.	13	3
251	N	Ill.-Chicago	2	10
251	N	Ill.-Chicago	6	2
251	N	Ill.-Chicago	5	4
251	N	Ill.-Chicago	4	3
255	N	UMass Lowell	5	2
256	H	Oakland	11	3
256	H	Oakland	2	4
256	H	Oakland	2	1
275	H	Detroit	8	0
275	H	Detroit	6	0
275	H	Detroit	9	0

Valparaiso

V
a
l
p
a
r
a
i
s
o

V
a
l
p
a
r
a
i
s
o

Average RPI Win:	226	WON-LOST RECORD	WINNING PCT. RANK	LAST 10 GAMES	STRENGTH OF SCHEDULE	OPP. STRENGTH OF SCHEDULE	TEAM RPI	ADJ RPI	CONF. RPI	ADJ CONF. RPI										
DIV. I ONLY		30-24-0	.55556 104	6-4-0	269	251	197	.45982 195	26	26										
DIV. I NON-CONF.		18-14-0	.5625 112	1-0-0	276	257	187	.46282 190	27	27										
<hr/>																				
TOTALS	RPI 1-25	RPI 26-50		W-L RECORDS	RPI 51-100		RPI 101-150		RPI 150+											
30-24-0	0-0-0	0-1-0		OVERALL	0-0-0		2-5-0		28-18-0											
11-8-0	0-0-0	0-0-0		HOME	0-0-0		0-0-0		11-8-0											
11-9-0	0-0-0	0-1-0		AWAY	0-0-0		2-4-0		9-4-0											
8-7-0	0-0-0	0-0-0		NEUTRAL	0-0-0		0-1-0		8-6-0											
<hr/>																				
18-14-0	0-0-0	0-1-0		NON-CONFERENCE	0-0-0		1-2-0		17-11-0											
6-5-0	0-0-0	0-0-0		HOME	0-0-0		0-0-0		6-5-0											
5-4-0	0-0-0	0-0-		AWAY	0-0-0		1-2-0		4-1-0											
7-5-0	0-0-0	0-0-0		NEUTRAL	0-0-0		0-0-0		7-5-0											
<hr/>																				
12-10-0	0-0-0	0-0-0		CONFERENCE	0-0-0		1-3-0		11-7-0											
5-3-0	0-0-0	0-0-0		HOME	0-0-0		0-0-0		5-3-0											
6-5-0	0-0-0	0-0-0		AWAY	0-0-0		1-2-0		5-3-0											
1-2-0	0-0-0	0-0-0		NEUTRAL	0-0-0		0-1-0		1-1-0											
<hr/>																				
RPI S	Opponent	Score	RPI S	Opponent	Score	RPI S	Opponent	Score	RPI S	Opponent	Score									
			29 A	USC Upstate	4 12				110 A	Winthrop	6 8									
									113 A	Green Bay	2 5									
									113 A	Green Bay	0 2									
									113 A	Green Bay	2 0									
									113 N	Green Bay	2 5									
									131 A	Akron	2 8									
									131 A	Akron	8 7									
									166 N	Towson	3 7									
									170 H	Pittsburgh	4 2									
									178 N	Indiana St.	4 5									
									180 H	Robert Morris	4 6									
									180 H	Robert Morris	1 6									
									187 A	Cleveland St.	8 4									
									187 A	Cleveland St.	3 4									
									187 N	Cleveland St.	3 2									
									191 H	Saint Francis (PA)	3 6									
									191 H	Saint Francis (PA)	4 3									
									194 H	Valparaiso	4 7									
									194 H	Valparaiso	12 9									
									202 N	Virginia	10 2									
									204 N	UConn	2 3									
			LAST 10 GAMES									207 A	UNC Wilmington	6 5						
												251 N	Ill.-Chicago	2 3	275 A	Detroit	4 2	207 A	UNC Wilmington	1 0
												187 N	Cleveland St.	3 2	256 A	Oakland	6 8	207 A	UNC Wilmington	1 7
												113 N	Green Bay	2 5	256 A	Oakland	4 2	210 N	Western Mich.	5 1
275 A	Detroit	8 0				256 A	Oakland	0 3				215 H	Wright St.	0 2						
275 A	Detroit	8 2				248 H	Niagara	6 0				215 H	Wright St.	3 2						

Non-Div. I Games:

Youngstown St.

RPI	S	Opponent	Score	
215	H	Wright St.	3	5
217	H	Dayton	5	3
217	H	Dayton	3	5
217	N	Dayton	3	9
226	N	Mt. St. Mary's	4	2
229	A	Tennessee St.	1	0
234	H	Eastern Mich.	7	0
234	H	Eastern Mich.	3	6
237	N	La Salle	1	5
248	H	Niagara	6	0
248	H	Niagara	3	2
251	H	Ill.-Chicago	4	3
251	H	Ill.-Chicago	4	2
251	H	Ill.-Chicago	3	2
251	N	Ill.-Chicago	2	3
255	N	UMass Lowell	5	4
256	A	Oakland	0	3
256	A	Oakland	4	2
256	A	Oakland	6	8
261	N	Norfolk St.	2	1
261	N	Norfolk St.	3	1
275	A	Detroit	8	0
275	A	Detroit	8	2
275	A	Detroit	4	2
279	A	Coppin St.	11	2
281	N	N.C. Central	6	5

Youngstown St.

Y
o
u
n
g
s
t
o
w
n
s
t
.

Y
o
u
n
g
s
t
o
w
n
s
t
.

Average RPI Win: 204		WON-LOST	WINNING	LAST 10	STRENGTH OF		OPP. STRENGTH	TEAM	ADJ	CONF.	ADJ CONF.
Average RPI Loss: 118		RECORD	PCT. RANK	GAMES	SCHEDULE		OF SCHEDULE	RPI	RPI	RPI	RPI
DIV. I ONLY		23-33-0	.41071	200	3-4-0		173	162	190	.45936	196
DIV. I NON-CONF.		11-19-0	.36667	203	0-1-0		136	118	179	.46464	185
TOTALS		RPI 1-25	RPI 26-50		W-L RECORDS		RPI 51-100		RPI 101-150		RPI 150+
23-33-0		0-6-0	0-6-0		OVERALL		1-3-0		3-5-0		19-13-0
15-9-0		0-0-0	0-0-0		HOME		0-0-0		2-3-0		13-6-0
2-15-0		0-4-0	0-4-0		AWAY		0-1-0		0-0-0		2-4-0
6-9-0		0-2-0	0-1-0		NEUTRAL		1-2-0		1-2-0		4-2-0
11-19-0		0-6-0	0-3-0		NON-CONFERENCE		1-3-0		1-2-0		9-5-0
6-4-0		0-0-0	0-0-0		HOME		0-0-0		1-1-0		5-3-0
0-8-0		0-4-0	0-0-		AWAY		0-1-0		0-0-0		0-1-0
5-7-0		0-2-0	0-1-0		NEUTRAL		1-2-0		0-1-0		4-1-0
12-14-0		0-0-0	0-3-0		CONFERENCE		0-0-0		2-3-0		10-8-0
9-5-0		0-0-0	0-0-0		HOME		0-0-0		1-2-0		8-3-0
2-7-0		0-0-0	0-3-0		AWAY		0-0-0		0-0-0		2-4-0
1-2-0		0-0-0	0-0-0		NEUTRAL		0-0-0		1-1-0		0-1-0
RPI S	Opponent	Score		RPI S	Opponent	Score		RPI S	Opponent	Score	
6 A	La.-Lafayette	0	5	30 A	Mississippi St.	0	6	58 A	Oklahoma St.	8	12
8 A	Oklahoma	0	8	37 A	South Fla.	1	10	58 N	Oklahoma St.	0	3
16 N	Minnesota	0	7	46 A	McNeese St.	1	5	83 N	Boston College	0	6
19 A	LSU	1	8	46 A	McNeese St.	2	4	90 N	SIU Edwardsville	2	1
20 N	Michigan	0	7	46 A	McNeese St.	0	4				
24 A	Tulsa	2	10	49 N	Stanford	3	7				
LAST 10 GAMES											
	175 N Stephen F. Austin	0	5		212 H Nicholls St.	1	2		212 H Nicholls St.	3	1
	133 N Northwestern St.	3	5		8 A Oklahoma	0	8		213 A Lamar	0	7
	140 N Sam Houston St.	1	0		209 H Houston Baptist	5	1		213 A Lamar	3	11
	212 H Nicholls St.	8	0		209 H Houston Baptist	2	6		213 A Lamar	3	4
	212 H Nicholls St.	3	1		209 H Houston Baptist	2	5		214 A A&M-Corpus Christi	8	3

Non-Div. I Games:

Incarnate Word

3 9

Incarnate Word

9 1

Incarnate Word

5 0

Central Ark.

Central Ark.

Average RPI Win: 141		WON-LOST	WINNING	LAST 10	STRENGTH OF		OPP. STRENGTH	TEAM	ADJ		CONF.	ADJ CONF.
Average RPI Loss: 116		RECORD	PCT. RANK	GAMES	SCHEDULE		OF SCHEDULE	RPI	RPI		RPI	RPI
DIV. I ONLY		18-37-0	.32727	241	0-10-0		124	128	200		.45929	197
DIV. I NON-CONF.		12-19-0	.3871	199	0-2-0		177	198	201		.45858	194
TOTALS		RPI 1-25	RPI 26-50		W-L RECORDS		RPI 51-100		RPI 101-150		RPI 150+	
18-37-0		0-0-0	1-2-0		OVERALL		7-15-0		2-11-0		8-9-0	
5-9-0		0-0-0	0-0-0		HOME		4-5-0		0-3-0		1-1-0	
5-20-0		0-0-0	1-2-0		AWAY		1-9-0		0-3-0		3-6-0	
8-8-0		0-0-0	0-0-0		NEUTRAL		2-1-0		2-5-0		4-2-0	
12-19-0		0-0-0	0-0-0		NON-CONFERENCE		3-4-0		2-8-0		7-7-0	
1-1-0		0-0-0	0-0-0		HOME		0-0-0		0-0-0		1-1-0	
3-10-0		0-0-0	0-0-		AWAY		1-3-0		0-3-0		2-4-0	
8-8-0		0-0-0	0-0-0		NEUTRAL		2-1-0		2-5-0		4-2-0	
6-18-0		0-0-0	1-2-0		CONFERENCE		4-11-0		0-3-0		1-2-0	
4-8-0		0-0-0	0-0-0		HOME		4-5-0		0-3-0		0-0-0	
2-10-0		0-0-0	1-2-0		AWAY		0-6-0		0-0-0		1-2-0	
0-0-0		0-0-0	0-0-0		NEUTRAL		0-0-0		0-0-0		0-0-0	
RPI S	Opponent	Score	RPI S	Opponent	Score	RPI S	Opponent	Score	RPI S	Opponent	Score	
			45 A	San Diego St.	2 6	56 N	UC Santa Barbara	0 8	104 N	Ole Miss	0 5	
			45 A	San Diego St.	0 12	59 A	Fresno St.	3 4	105 A	Cal St. Northridge	4 5	
			45 A	San Diego St.	1 0	59 A	Fresno St.	0 8	105 A	Cal St. Northridge	1 2	
						59 A	Fresno St.	0 6	108 N	San Diego	0 2	
						61 A	Utah	1 6	125 A	Idaho St.	6 9	
						61 A	Utah	8 5	125 N	Idaho St.	7 10	
						61 A	Utah	7 10	125 N	Idaho St.	4 9	
						73 N	Omaha	6 0	127 H	Nevada	1 7	
						77 A	BYU	4 5	127 H	Nevada	0 3	
						78 H	Colorado St.	1 0	127 H	Nevada	3 5	
						78 H	Colorado St.	7 2	134 N	Texas-Arlington	5 0	
						78 H	Colorado St.	5 4	142 N	Dartmouth	2 1	
						80 H	San Jose St.	0 9	145 N	Grand Canyon	3 5	
						80 H	San Jose St.	4 12	169 N	Southern Utah	8 0	
						80 H	San Jose St.	16 8	169 N	Southern Utah	1 4	
						82 H	Boise St.	1 10	179 A	UC Riverside	6 8	
						82 H	Boise St.	9 11	179 A	UC Riverside	2 5	
						82 H	Boise St.	1 5	182 H	Weber St.	3 8	
						91 N	East Carolina	12 3	182 H	Weber St.	6 2	
						92 A	UNLV	1 6	184 A	New Mexico	4 6	
									184 A	New Mexico	3 20	
									184 A	New Mexico	12 11	
									201 N	Monmouth	2 4	
									201 N	Monmouth	8 2	
									228 A	Utah Valley	4 1	
									228 A	Utah Valley	8 7	
									228 N	Utah Valley	10 9	
LAST 10 GAMES												
			92 A	UNLV	0 8							
			92 A	UNLV	1 2							
			92 A	UNLV	1 6							
			61 A	Utah	1 6							
			61 A	Utah	7 10							

Non-Div. I Games:

Utah St.

Utah State.

Utah
St.

Utah St.

Average RPI Win: 168		WON-LOST RECORD		WINNING PCT. RANK		LAST 10 GAMES		STRENGTH OF SCHEDULE		OPP. STRENGTH OF SCHEDULE		TEAM RPI		ADJ RPI		CONF. RPI		ADJ CONF. RPI											
DIV. I ONLY		12-37-0		.2449 264		1-9-0		80		59		203		.45877 198		5		5											
DIV. I NON-CONF.		8-17-0		.32 225		0-1-0		64		127		167		.479 163		4		4											
TOTALS		RPI 1-25		RPI 26-50		W-L RECORDS		RPI 51-100		RPI 101-150		RPI 150+																	
12-37-0		0-9-0		1-8-0		OVERALL		1-8-0		3-5-0		7-7-0																	
1-9-0		0-5-0		0-0-0		HOME		0-0-0		0-1-0		1-3-0																	
5-18-0		0-2-0		0-6-0		AWAY		1-6-0		2-3-0		2-1-0																	
6-10-0		0-2-0		1-2-0		NEUTRAL		0-2-0		1-1-0		4-3-0																	
8-17-0		0-3-0		1-4-0		NON-CONFERENCE		0-3-0		1-4-0		6-3-0																	
1-1-0		0-0-0		0-0-0		HOME		0-0-0		0-1-0		1-0-0																	
1-6-0		0-1-0		0-0-		AWAY		0-1-0		0-2-0		1-0-0																	
6-10-0		0-2-0		1-2-0		NEUTRAL		0-2-0		1-1-0		4-3-0																	
4-20-0		0-6-0		0-4-0		CONFERENCE		1-5-0		2-1-0		1-4-0																	
0-8-0		0-5-0		0-0-0		HOME		0-0-0		0-0-0		0-3-0																	
4-12-0		0-1-0		0-4-0		AWAY		1-5-0		2-1-0		1-1-0																	
0-0-0		0-0-0		0-0-0		NEUTRAL		0-0-0		0-0-0		0-0-0																	
RPI	S	Opponent		Score		RPI	S	Opponent		Score		RPI	S	Opponent		Score													
8	N	Oklahoma		6	7	31	A	South Carolina		0	9	66	A	Ohio St.		7	11	103	A	Fla. Atlantic		2	4						
14	N	Washington		0	8	33	N	Hofstra		1	0	66	A	Ohio St.		3	4	103	A	Fla. Atlantic		5	6						
20	A	Michigan		1	9	33	N	Hofstra		0	8	66	A	Ohio St.		6	13	107	A	Iowa		4	0						
20	H	Michigan		0	8	35	A	Stetson		1	5	70	A	Purdue		1	10	107	A	Iowa		1	5						
20	H	Michigan		0	14	38	A	Northwestern		4	10	70	A	Purdue		6	3	107	A	Iowa		1	0						
21	H	Nebraska		0	6	38	A	Northwestern		0	8	70	A	Purdue		1	10	118	H	Central Mich.		4	6						
21	H	Nebraska		0	2	38	A	Northwestern		1	9	80	N	San Jose St.		2	7	123	N	Marshall		1	2						
21	H	Nebraska		0	8	38	A	Northwestern		2	6	89	A	FGCU		0	8	143	N	Georgetown		8	2						
25	A	Notre Dame		4	11	48	N	Virginia Tech		1	9	90	N	SIU Edwardsville		2	3	159	N	LIU Brooklyn		7	3						

Non-Div. I Games:

Michigan St.

RPI	S	Opponent	Score	
244	N	Siena	3	11
245	A	Colgate	5	0
245	H	Colgate	9	0
245	H	Colgate	5	1
264	A	Holy Cross	1	0
264	A	Holy Cross	6	0
264	A	Holy Cross	2	4
265	A	Sacred Heart	3	2
274	H	Lafayette	2	8
274	H	Lafayette	9	0
274	H	Lafayette	3	1
282	H	Saint Peter's	8	7
282	H	Saint Peter's	4	2
282	N	Saint Peter's	12	2
287	H	Rider	10	2
287	H	Rider	9	1
288	N	Howard	12	2

Army

A
r
m
y

A
r
m
y

Average RPI Win:		232	WON-LOST RECORD		WINNING PCT. RANK		LAST 10 GAMES		STRENGTH OF SCHEDULE		OPP. STRENGTH OF SCHEDULE		TEAM RPI		ADJ RPI		CONF. RPI		ADJ CONF. RPI	
DIV. I ONLY			25-31-0		.44643 179		6-4-0		193		222		193		.45832 200		31		31	
DIV. I NON-CONF.			10-26-0		.27778 245		0-0-0		125		123		218		.44523 218		31		31	
TOTALS		RPI 1-25		RPI 26-50		W-L RECORDS		RPI 51-100		RPI 101-150		RPI 150+								
25-31-0		0-2-0		0-7-0		OVERALL		0-2-0		1-6-0		24-14-0								
10-5-0		0-0-0		0-1-0		HOME		0-1-0		0-0-0		10-3-0								
7-9-0		0-0-0		0-4-0		AWAY		0-0-0		0-2-0		7-3-0								
8-17-0		0-2-0		0-2-0		NEUTRAL		0-1-0		1-4-0		7-8-0								
10-26-0		0-2-0		0-7-0		NON-CONFERENCE		0-2-0		1-6-0		9-9-0								
5-4-0		0-0-0		0-1-0		HOME		0-1-0		0-0-0		5-2-0								
0-7-0		0-0-0		0-0-		AWAY		0-0-0		0-2-0		0-1-0								
5-15-0		0-2-0		0-2-0		NEUTRAL		0-1-0		1-4-0		4-6-0								
15-5-0		0-0-0		0-0-0		CONFERENCE		0-0-0		0-0-0		15-5-0								
5-1-0		0-0-0		0-0-0		HOME		0-0-0		0-0-0		5-1-0								
7-2-0		0-0-0		0-0-0		AWAY		0-0-0		0-0-0		7-2-0								
3-2-0		0-0-0		0-0-0		NEUTRAL		0-0-0		0-0-0		3-2-0								
RPI	S	Opponent		Score		RPI	S	Opponent		Score		RPI	S	Opponent		Score				
1	N	Florida		0	8	27	H	UCF		0	6	62	N	Illinois St.		2	5			
20	N	Michigan		1	12	33	N	Hofstra		0	5	84	H	North Florida		1	2			
						35	A	Stetson		3	7			115 N South Dakota		2	13			
						35	A	Stetson		1	3			116 N Southern Ill.		2	12			
						35	A	Stetson		1	9			136 N Harvard		4	9			
						36	N	Wisconsin		0	8			138 N Campbell		3	2			
						37	A	South Fla.		0	9			142 N Dartmouth		0	4			
														151 N Memphis		0	4			
														158 N Delaware St.		9	2			
														159 N LIU Brooklyn		5	2			
														162 N Elon		7	8			
														162 N Elon		0	5			
														165 H UT Martin		0	8			
														165 H UT Martin		8	6			
														172 H Marist		3	7			
														172 H Marist		8	3			
														179 N UC Riverside		6	2			
														193 N Hampton		9	1			
														198 N Michigan St.		6	3			
														220 A Florida A&M		4	3			
														220 A Florida A&M		3	5			
														220 A Florida A&M		5	3			
														220 N Florida A&M		2	4			
														220 N Florida A&M		1	5			
														221 A Loyola Marymount		2	3			
														226 H Mt. St. Mary's		1	0			
														226 N Mt. St. Mary's		2	3			

Non-Div. I Games:

Bethune-Cookman

RPI	S	Opponent	Score	
234	N	Eastern Mich.	6	0
234	N	Eastern Mich.	8	9
240	N	Canisius	0	3
255	H	UMass Lowell	2	1
255	H	UMass Lowell	3	0
262	H	Savannah St.	5	1
262	H	Savannah St.	6	9
262	H	Savannah St.	3	2
276	A	N.C. A&T	7	3
276	A	N.C. A&T	1	0
276	A	N.C. A&T	2	1
279	N	Coppin St.	6	0
281	H	N.C. Central	1	0
281	H	N.C. Central	2	0
281	H	N.C. Central	1	0
283	A	South Carolina St.	10	4
283	A	South Carolina St.	9	1
283	A	South Carolina St.	2	3

Bethune-Cookman

B
e
t
h
u
n
e
-
C
o
o
k
m
a
n

B
e
t
h
u
n
e
-
C
o
o
k
m
a
n

Average RPI Win:	229	WON-LOST RECORD	WINNING PCT. RANK	LAST 10 GAMES	STRENGTH OF SCHEDULE	OPP. STRENGTH OF SCHEDULE	TEAM RPI	ADJ RPI	CONF. RPI	ADJ CONF. RPI	
Average RPI Loss:	187										
DIV. I ONLY	22-21-0	.51163	131	7-3-0	253	268	205	.45692	201	30	30
DIV. I NON-CONF.	9-11-0	.45	163	0-0-0	185	248	184	.46742	181	30	30
<hr/>											
TOTALS	RPI 1-25	RPI 26-50		W-L RECORDS	RPI 51-100		RPI 101-150		RPI 150+		
22-21-0	0-0-0	0-1-0		OVERALL	0-1-0		1-3-0		21-16-0		
8-3-0	0-0-0	0-0-0		HOME	0-0-0		0-0-0		8-3-0		
9-10-0	0-0-0	0-1-0		AWAY	0-1-0		0-0-0		9-8-0		
5-8-0	0-0-0	0-0-0		NEUTRAL	0-0-0		1-3-0		4-5-0		
<hr/>											
9-11-0	0-0-0	0-1-0		NON-CONFERENCE	0-1-0		1-3-0		8-6-0		
1-0-0	0-0-0	0-0-0		HOME	0-0-0		0-0-0		1-0-0		
4-5-0	0-0-0	0-0-		AWAY	0-1-0		0-0-0		4-3-0		
4-6-0	0-0-0	0-0-0		NEUTRAL	0-0-0		1-3-0		3-3-0		
<hr/>											
13-10-0	0-0-0	0-0-0		CONFERENCE	0-0-0		0-0-0		13-10-0		
7-3-0	0-0-0	0-0-0		HOME	0-0-0		0-0-0		7-3-0		
5-5-0	0-0-0	0-0-0		AWAY	0-0-0		0-0-0		5-5-0		
1-2-0	0-0-0	0-0-0		NEUTRAL	0-0-0		0-0-0		1-2-0		
<hr/>											
RPI S	Opponent	Score	RPI S	Opponent	Score	RPI S	Opponent	Score	RPI S	Opponent	Score
			45 A	San Diego St.	1 5	56 A	UC Santa Barbara	3 6	142 N	Dartmouth	6 5
									142 N	Dartmouth	1 5
									146 N	Delaware	4 9
									146 N	Delaware	0 8
									172 H	Marist	6 3
									172 H	Marist	0 12
									172 N	Marist	0 4
									173 A	Iona	3 11
									173 A	Iona	6 5
									179 A	UC Riverside	3 5
									181 A	Saint Joseph's	4 3
									186 A	Drexel	3 5
									190 A	George Mason	3 0
									190 A	George Mason	2 8
									190 A	George Mason	6 1
									192 A	Fairfield	2 10
									192 A	Fairfield	8 9
									197 N	Utah St.	4 2
									197 N	Utah St.	2 8
									218 H	Penn	4 2
									223 N	Cornell	7 8
			LAST 10 GAMES						223 N	Cornell	5 4
			243 N	Manhattan	2 4	287 H	Rider	5 0	232 N	UMBC	3 7
			172 N	Marist	0 4	287 H	Rider	5 6	240 A	Canisius	2 1
			244 N	Siena	2 1	240 A	Canisius	2 0	240 A	Canisius	2 0
			243 H	Manhattan	8 7	240 A	Canisius	2 1	243 H	Manhattan	8 7
			243 H	Manhattan	4 2	248 A	Niagara	11 3	243 H	Manhattan	4 2

Non-Div. I Games:

Monmouth

RPI	S	Opponent	Score	
243	N	Manhattan	2	4
244	H	Siena	2	7
244	H	Siena	4	2
244	N	Siena	2	1
248	A	Niagara	1	2
248	A	Niagara	11	3
261	A	Norfolk St.	8	6
263	N	Portland St.	6	2
272	A	Quinnipiac	5	6
272	A	Quinnipiac	14	4
282	H	Saint Peter's	4	0
282	H	Saint Peter's	7	6
287	H	Rider	5	6
287	H	Rider	5	0

Monmouth

M
o
n
m
o
u
t
h

M
o
n
m
o
u
t
h

Average RPI Win: 169		WON-LOST	WINNING	LAST 10	STRENGTH OF		OPP. STRENGTH	TEAM	ADJ	CONF.	ADJ CONF.						
Average RPI Loss: 79		RECORD	PCT. RANK	GAMES	SCHEDULE		OF SCHEDULE	RPI	RPI	RPI	RPI						
DIV. I ONLY		8-43-0	.15686	286	2-8-0		31	82	209	.45651	202	6	6				
DIV. I NON-CONF.		7-18-0	.28	242	2-2-0		27	160	162	.48099	157	5	5				
TOTALS		RPI 1-25		RPI 26-50		W-L RECORDS		RPI 51-100		RPI 101-150		RPI 150+					
8-43-0		1-8-0		0-8-0		OVERALL		1-19-0		0-0-0		6-8-0					
6-16-0		1-7-0		0-0-0		HOME		1-7-0		0-0-0		4-2-0					
0-19-0		0-0-0		0-8-0		AWAY		0-8-0		0-0-0		0-3-0					
2-8-0		0-1-0		0-0-0		NEUTRAL		0-4-0		0-0-0		2-3-0					
7-18-0		0-3-0		0-2-0		NON-CONFERENCE		1-8-0		0-0-0		6-5-0					
5-5-0		0-2-0		0-0-0		HOME		1-1-0		0-0-0		4-2-0					
0-5-0		0-0-0		0-0-		AWAY		0-3-0		0-0-0		0-0-0					
2-8-0		0-1-0		0-0-0		NEUTRAL		0-4-0		0-0-0		2-3-0					
1-25-0		1-5-0		0-6-0		CONFERENCE		0-11-0		0-0-0		0-3-0					
1-11-0		1-5-0		0-0-0		HOME		0-6-0		0-0-0		0-0-0					
0-14-0		0-0-0		0-6-0		AWAY		0-5-0		0-0-0		0-3-0					
0-0-0		0-0-0		0-0-0		NEUTRAL		0-0-0		0-0-0		0-0-0					
RPI	S	Opponent		Score		RPI	S	Opponent		Score		RPI	S	Opponent		Score	
5	N	Oregon		3	12	29	A	USC Upstate		1	6	55	H	Fordham		2	8
7	H	Florida St.		0	8	29	A	USC Upstate		0	8	55	H	Fordham		9	2
7	H	Florida St.		11	9	34	A	North Carolina St.		2	5	57	A	Coastal Caro.		1	9
7	H	Florida St.		0	15	34	A	North Carolina St.		0	3	59	N	Fresno St.		10	11
23	H	James Madison		2	5	34	A	North Carolina St.		1	9	64	A	Longwood		4	6
23	H	James Madison		1	3	48	A	Virginia Tech		0	6	64	A	Longwood		4	8
25	H	Notre Dame		8	15	48	A	Virginia Tech		2	8	70	N	Purdue		3	13
25	H	Notre Dame		0	8	48	A	Virginia Tech		3	11	71	N	Oregon St.		1	9
25	H	Notre Dame		1	12							77	N	BYU		0	9
												81	H	North Carolina		1	3
												81	H	North Carolina		0	7
												81	H	North Carolina		0	8
												83	A	Boston College		1	9
												83	A	Boston College		1	4
												83	A	Boston College		1	5
												87	A	Georgia Tech		2	10
												87	A	Georgia Tech		2	3
												100	H	Syracuse		1	13
												100	H	Syracuse		0	8
												100	H	Syracuse		3	14
LAST 10 GAMES																	
						83	A	Boston College		1	4	23	H	James Madison		1	3
						83	A	Boston College		1	9	23	H	James Madison		2	5
						83	A	Boston College		1	5	25	H	Notre Dame		8	15
						257	H	Liberty		3	1	25	H	Notre Dame		0	8
						257	H	Liberty		13	3	25	H	Notre Dame		1	12

Non-Div. I Games:

Virginia

Average RPI Win: 200		WON-LOST	WINNING	LAST 10	STRENGTH OF		OPP. STRENGTH	TEAM	ADJ	CONF.	ADJ CONF.				
Average RPI Loss: 105		RECORD	PCT. RANK	GAMES	SCHEDULE		OF SCHEDULE	RPI	RPI	RPI	RPI				
DIV. I ONLY		20-32-0	.38462	211	3-7-0		178	121	199	.45599	203	7	7		
DIV. I NON-CONF.		13-14-0	.48148	151	1-2-0		289	228	237	.43118	231	7	8		
<hr/>															
TOTALS		RPI 1-25		RPI 26-50		W-L RECORDS		RPI 51-100		RPI 101-150		RPI 150+			
20-32-0		0-0-0		1-11-0		OVERALL		2-8-0		3-5-0		14-8-0			
14-16-0		0-0-0		1-8-0		HOME		2-3-0		1-1-0		10-4-0			
4-13-0		0-0-0		0-3-0		AWAY		0-5-0		2-4-0		2-1-0			
2-3-0		0-0-0		0-0-0		NEUTRAL		0-0-0		0-0-0		2-3-0			
<hr/>															
13-14-0		0-0-0		0-0-0		NON-CONFERENCE		1-3-0		1-3-0		11-8-0			
9-6-0		0-0-0		0-0-0		HOME		1-1-0		1-1-0		7-4-0			
2-5-0		0-0-0		0-0-		AWAY		0-2-0		0-2-0		2-1-0			
2-3-0		0-0-0		0-0-0		NEUTRAL		0-0-0		0-0-0		2-3-0			
<hr/>															
7-18-0		0-0-0		1-11-0		CONFERENCE		1-5-0		2-2-0		3-0-0			
5-10-0		0-0-0		1-8-0		HOME		1-2-0		0-0-0		3-0-0			
2-8-0		0-0-0		0-3-0		AWAY		0-3-0		2-2-0		0-0-0			
0-0-0		0-0-0		0-0-0		NEUTRAL		0-0-0		0-0-0		0-0-0			
<hr/>															
RPI	S	Opponent	Score	RPI	S	Opponent	Score	RPI	S	Opponent	Score	RPI	S	Opponent	Score
				29	H	USC Upstate	0 2	65	A	Georgia St.	5 11	101	A	Jacksonville	4 3
				29	H	USC Upstate	2 9	84	H	North Florida	1 7	114	A	Kennesaw St.	0 8
				29	H	USC Upstate	0 8	84	H	North Florida	6 5	114	A	Kennesaw St.	12 5
				32	A	Lipscomb	0 9	84	H	North Florida	2 4	114	A	Kennesaw St.	1 4
				32	A	Lipscomb	1 10	87	A	Georgia Tech	7 18	132	A	Eastern Ky.	0 5
				32	A	Lipscomb	2 4	89	A	FGCU	2 6	132	A	Eastern Ky.	3 4
				35	H	Stetson	3 11	89	A	FGCU	1 4	135	H	Western Caro.	5 6
				35	H	Stetson	3 12	89	A	FGCU	0 1	135	H	Western Caro.	6 4
				35	H	Stetson	0 11	93	H	Furman	5 0	163	H	Appalachian St.	2 9
				41	H	Mercer	11 8	93	H	Furman	3 7	163	H	Appalachian St.	1 10
				41	H	Mercer	0 18					176	H	Presbyterian	5 1
				41	H	Mercer	5 9					176	H	Presbyterian	5 8
												183	N	Indiana	6 0
												208	N	Butler	2 3
												219	N	Bowling Green	4 5
												229	N	Tennessee St.	2 3
												244	H	Siena	7 0
												244	H	Siena	6 1
												252	H	Morehead St.	1 3
												252	H	Morehead St.	3 0
												252	H	Morehead St.	10 2
												256	H	Oakland	4 3
												256	H	Oakland	8 0
												257	A	Liberty	4 13
												257	A	Liberty	13 7
												257	A	Liberty	13 7
												259	H	Northern Ky.	5 2
												259	H	Northern Ky.	2 1
<hr/>															
LAST 10 GAMES															
				29	H	USC Upstate	0 8	114	A	Kennesaw St.	12 5	256	H	Oakland	4 3
				29	H	USC Upstate	0 2	257	A	Liberty	13 7	257	A	Liberty	4 13
				29	H	USC Upstate	2 9	257	A	Liberty	4 13	257	A	Liberty	13 7
				114	A	Kennesaw St.	1 4	101	A	Jacksonville	4 3	259	H	Northern Ky.	5 2
				114	A	Kennesaw St.	0 8	93	H	Furman	3 7	259	H	Northern Ky.	2 1

Non-Div. I Games:

East Tenn. St.

RPI	S	Opponent	Score	
259	H	Northern Ky.	6	5
266	A	Belmont	8	2
275	N	Detroit	6	2

East Tenn. St.

E
a
s
t
T
e
n
n
.
S
t
.

E
a
s
t
T
e
n
n
.
S
t
.

Average RPI Win:		194	WON-LOST RECORD		WINNING PCT. RANK		LAST 10 GAMES		STRENGTH OF SCHEDULE		OPP. STRENGTH OF SCHEDULE		TEAM RPI		ADJ RPI		CONF. RPI		ADJ CONF. RPI	
DIV. I ONLY			13-38-0		.2549 263		2-8-0		72		108		201		.45521 204		9		8	
DIV. I NON-CONF.			10-20-0		.33333 217		2-0-0		119		166		197		.45825 197		8		7	
TOTALS		RPI 1-25		RPI 26-50		W-L RECORDS		RPI 51-100		RPI 101-150		RPI 150+								
13-38-0		0-3-0		0-17-0		OVERALL		0-6-0		2-3-0		11-9-0								
7-8-0		0-0-0		0-6-0		HOME		0-0-0		0-0-0		7-2-0								
1-17-0		0-2-0		0-6-0		AWAY		0-5-0		1-1-0		0-3-0								
5-13-0		0-1-0		0-5-0		NEUTRAL		0-1-0		1-2-0		4-4-0								
10-20-0		0-3-0		0-4-0		NON-CONFERENCE		0-3-0		2-3-0		8-7-0								
4-0-0		0-0-0		0-0-0		HOME		0-0-0		0-0-0		4-0-0								
1-8-0		0-2-0		0-0-		AWAY		0-2-0		1-1-0		0-3-0								
5-12-0		0-1-0		0-4-0		NEUTRAL		0-1-0		1-2-0		4-4-0								
3-18-0		0-0-0		0-13-0		CONFERENCE		0-3-0		0-0-0		3-2-0								
3-8-0		0-0-0		0-6-0		HOME		0-0-0		0-0-0		3-2-0								
0-9-0		0-0-0		0-6-0		AWAY		0-3-0		0-0-0		0-0-0								
0-1-0		0-0-0		0-1-0		NEUTRAL		0-0-0		0-0-0		0-0-0								
RPI	S	Opponent		Score		RPI	S	Opponent		Score		RPI	S	Opponent		Score				
12	N	Baylor		1	2	27	H	UCF		5	12	62	N	Illinois St.		2	3			
22	A	Texas A&M		4	14	27	H	UCF		0	3	88	A	Rutgers		0	5			
22	A	Texas A&M		1	6	27	H	UCF		4	7	88	A	Rutgers		3	7			
						27	N	UCF		0	6	88	A	Rutgers		3	4			
						28	N	DePaul		0	8	89	A	FGCU		1	3			
						33	N	Hofstra		3	7	89	A	FGCU		0	7			
						36	N	Wisconsin		2	7									
						37	A	South Fla.		6	7									
						37	A	South Fla.		0	8									
						37	A	South Fla.		2	6									
						43	A	Louisville		1	9									
						43	A	Louisville		1	9									
						43	A	Louisville		0	6									
						47	H	Houston		2	12									
						47	H	Houston		2	16									
						47	H	Houston		4	8									
						50	N	Col. of Charleston		0	5									
						LAST 10 GAMES														
						27	N	UCF		0	6	88	A	Rutgers		0	5			
						27	H	UCF		5	12	88	A	Rutgers		3	4			
						27	H	UCF		0	3	168	H	Massachusetts		4	2			
						27	H	UCF		4	7	102	A	Bryant		10	2			
						88	A	Rutgers		3	7	230	H	Temple		2	3			
												260	H	Providence		4	3			
												261	N	Norfolk St.		2	7			
												268	H	Hartford		12	1			
												272	A	Quinnipiac		10	11			

Non-Div. I Games:

UConn

Average RPI Win:	198	WON-LOST	WINNING	LAST 10	STRENGTH OF	OPP. STRENGTH	TEAM	ADJ	CONF.	ADJ CONF.	
Average RPI Loss:	105	RECORD	PCT. RANK	GAMES	SCHEDULE	OF SCHEDULE	RPI	RPI	RPI	RPI	
DIV. I ONLY	19-32-0	.37255	216	3-7-0	187	140	214	.45466	205	15	15
DIV. I NON-CONF.	12-13-0	.48	154	0-0-0	217	195	176	.47201	175	14	14
<hr/>											
TOTALS	RPI 1-25	RPI 26-50		W-L RECORDS		RPI 51-100		RPI 101-150		RPI 150+	
19-32-0	0-2-0	0-2-0		OVERALL		2-9-0		3-12-0		14-7-0	
10-15-0	0-2-0	0-0-0		HOME		1-3-0		2-5-0		7-5-0	
4-13-0	0-0-0	0-1-0		AWAY		1-5-0		0-5-0		3-2-0	
5-4-0	0-0-0	0-1-0		NEUTRAL		0-1-0		1-2-0		4-0-0	
12-13-0	0-2-0	0-2-0		NON-CONFERENCE		0-2-0		1-5-0		11-2-0	
5-5-0	0-2-0	0-0-0		HOME		0-1-0		0-0-0		5-2-0	
2-4-0	0-0-0	0-0-		AWAY		0-0-0		0-3-0		2-0-0	
5-4-0	0-0-0	0-1-0		NEUTRAL		0-1-0		1-2-0		4-0-0	
7-19-0	0-0-0	0-0-0		CONFERENCE		2-7-0		2-7-0		3-5-0	
5-10-0	0-0-0	0-0-0		HOME		1-2-0		2-5-0		2-3-0	
2-9-0	0-0-0	0-0-0		AWAY		1-5-0		0-2-0		1-2-0	
0-0-0	0-0-0	0-0-0		NEUTRAL		0-0-0		0-0-0		0-0-0	
RPI S	Opponent	Score		RPI S	Opponent	Score		RPI S	Opponent	Score	
10 H	Missouri	3	7	32 N	Lipscomb	0	7	54 H	IPFW	2	7
10 H	Missouri	2	6	43 A	Louisville	3	4	54 N	IPFW	0	3
								62 A	Illinois St.	0	10
								62 A	Illinois St.	2	13
								62 A	Illinois St.	2	8
								86 H	Wichita St.	4	12
								86 H	Wichita St.	3	8
								86 H	Wichita St.	4	3
								97 A	UNI	2	10
								97 A	UNI	4	7
								97 A	UNI	7	0
											</

Non-Div. I Games:

Evansville

RPI	S	Opponent	Score	
252	N	Morehead St.	6	3
258	H	South Dakota St.	7	1
258	H	South Dakota St.	9	3
259	A	Northern Ky.	8	7
266	A	Belmont	8	0
266	N	Belmont	4	1
269	H	Southeast Mo. St.	6	5
269	H	Southeast Mo. St.	8	4
290	N	Alabama A&M	5	2

Evansville

E
v
a
n
s
v
i
l
l
e

E
v
a
n
s
v
i
l
l
e

Average RPI Win:		193	WON-LOST RECORD		WINNING PCT. RANK		LAST 10 GAMES		STRENGTH OF SCHEDULE		OPP. STRENGTH OF SCHEDULE		TEAM RPI		ADJ RPI		CONF. RPI		ADJ CONF. RPI	
DIV. I ONLY			19-33-0		.36538 222		3-7-0		179		143		216		.45429 206		14		12	
DIV. I NON-CONF.			12-17-0		.41379 184		1-1-0		105		202		150		.48525 150		11		11	
TOTALS		RPI 1-25		RPI 26-50		W-L RECORDS		RPI 51-100		RPI 101-150		RPI 150+								
19-33-0		0-4-0		0-3-0		OVERALL		2-7-0		4-11-0		13-8-0								
7-13-0		0-0-0		0-2-0		HOME		1-3-0		3-2-0		3-6-0								
7-15-0		0-2-0		0-1-0		AWAY		1-2-0		0-8-0		6-1-0								
5-5-0		0-2-0		0-0-0		NEUTRAL		0-2-0		1-0-0		4-1-0								
12-17-0		0-4-0		0-3-0		NON-CONFERENCE		0-4-0		2-4-0		10-2-0								
3-5-0		0-0-0		0-2-0		HOME		0-1-0		1-1-0		2-1-0								
4-7-0		0-2-0		0-0-		AWAY		0-1-0		0-3-0		4-0-0								
5-5-0		0-2-0		0-0-0		NEUTRAL		0-2-0		1-0-0		4-1-0								
7-16-0		0-0-0		0-0-0		CONFERENCE		2-3-0		2-7-0		3-6-0								
4-8-0		0-0-0		0-0-0		HOME		1-2-0		2-1-0		1-5-0								
3-8-0		0-0-0		0-0-0		AWAY		1-1-0		0-6-0		2-1-0								
0-0-0		0-0-0		0-0-0		NEUTRAL		0-0-0		0-0-0		0-0-0								
RPI	S	Opponent		Score		RPI	S	Opponent		Score		RPI	S	Opponent		Score				
8	A	Oklahoma		3	11	26	A	Texas		2	7	54	N	IPFW		3	5			
12	A	Baylor		1	10	46	H	McNeese St.		0	3	54	N	IPFW		2	7			
15	N	Kentucky		0	1	46	H	McNeese St.		2	4	74	A	North Texas		3	2			
15	N	Kentucky		3	6							74	A	North Texas		1	3			
												76	A	Arkansas		1	9			
												86	H	Wichita St.		9	10			
												91	H	East Carolina		0	1			
												91	H	East Carolina		6	2			
												91	H	East Carolina		0	7			
														123 A Marshall						
														123 A Marshall						
														123 A Marshall						
														133 A Northwestern St.						
														133 H Northwestern St.						
														141 A La.-Monroe						
														148 H Saint Louis						
														156 N Drake						
														165 H UT Martin						
														167 H Southern Miss.						
														167 H Southern Miss.						
														167 H Southern Miss.						
														175 A Stephen F. Austin						
														175 N Stephen F. Austin						
														175 N Stephen F. Austin						
														185 H UTEP						
														185 H UTEP						
														185 H UTEP						
														209 H Houston Baptist						
				LAST 10 GAMES																
				123	A	Marshall	4	8	91	H	East Carolina	0	7	175	N	Stephen F. Austin	5	3		
				123	A	Marshall	0	9	133	A	Northwestern St.	7	8	185	H	UTEP	3	12		
				123	A	Marshall	2	5	292	A	Grambling	10	1	185	H	UTEP	6	11		
				91	H	East Carolina	0	1	167	H	Southern Miss.	7	0	185	H	UTEP	7	9		
				91	H	East Carolina	6	2	167	H	Southern Miss.	0	2	209	H	Houston Baptist	0	8		

Non-Div. I Games:

Louisiana Tech

RPI	S	Opponent	Score	
241	A	Southeastern La.	7	0
254	A	Middle Tenn.	3	5
254	A	Middle Tenn.	7	5
254	A	Middle Tenn.	1	0
266	A	Belmont	7	3
284	N	Southern U.	10	1
292	A	Grambling	10	1
292	H	Grambling	4	1
293	N	Alcorn	11	2

Average RPI Win:		221	WON-LOST RECORD		WINNING PCT. RANK		LAST 10 GAMES		STRENGTH OF SCHEDULE		OPP. STRENGTH OF SCHEDULE		TEAM RPI		ADJ RPI		CONF. RPI		ADJ CONF. RPI	
DIV. I ONLY			18-34-0		.34615 233		1-9-0		135		201		211		.45418 207		10		11	
DIV. I NON-CONF.			14-21-0		.4 192		0-2-0		234		270		231		.43821 227		12		12	
TOTALS		RPI 1-25		RPI 26-50		W-L RECORDS		RPI 51-100		RPI 101-150		RPI 150+								
18-34-0		0-3-0		0-9-0		OVERALL		1-1-0		2-9-0		15-12-0								
13-18-0		0-3-0		0-3-0		HOME		1-1-0		2-3-0		10-8-0								
3-14-0		0-0-0		0-6-0		AWAY		0-0-0		0-5-0		3-3-0								
2-2-0		0-0-0		0-0-0		NEUTRAL		0-0-0		0-1-0		2-1-0								
14-21-0		0-0-0		0-3-0		NON-CONFERENCE		1-1-0		1-8-0		12-9-0								
12-11-0		0-0-0		0-0-0		HOME		1-1-0		1-2-0		10-8-0								
0-8-0		0-0-0		0-0-		AWAY		0-0-0		0-5-0		0-0-0								
2-2-0		0-0-0		0-0-0		NEUTRAL		0-0-0		0-1-0		2-1-0								
4-13-0		0-3-0		0-6-0		CONFERENCE		0-0-0		1-1-0		3-3-0								
1-7-0		0-3-0		0-3-0		HOME		0-0-0		1-1-0		0-0-0								
3-6-0		0-0-0		0-3-0		AWAY		0-0-0		0-0-0		3-3-0								
0-0-0		0-0-0		0-0-0		NEUTRAL		0-0-0		0-0-0		0-0-0								
RPI	S	Opponent		Score		RPI	S	Opponent		Score		RPI	S	Opponent		Score				
23	H	James Madison		0 5		31	A	South Carolina		1 2		123	H	Marshall		5 8				
23	H	James Madison		0 1		33	A	Hofstra		2 10		57	H	Coastal Caro.		2 1				
23	H	James Madison		0 2		33	A	Hofstra		3 4				130 A UNC Greensboro		3 11				
						33	A	Hofstra		0 4				130 A UNC Greensboro		5 8				
						34	A	North Carolina St.		1 9				130 H UNC Greensboro		5 2				
						34	A	North Carolina St.		0 5				138 A Campbell		2 4				
						50	H	Col. of Charleston		1 9				138 A Campbell		0 3				
						50	H	Col. of Charleston		2 8				143 N Georgetown		2 7				
						50	H	Col. of Charleston		5 9				144 A Charleston So.		1 2				
														146 H Delaware		3 5				
														146 H Delaware		6 5				
														162 N Elon		3 8				
														166 A Towson		1 0				
														166 A Towson		2 9				
														166 A Towson		2 5				
														176 H Presbyterian		1 4				
														176 H Presbyterian		5 9				
														176 H Presbyterian		2 3				
														186 A Drexel		10 2				
														186 A Drexel		3 1				
														186 A Drexel		4 5				
						LAST 10 GAMES					LAST 10 GAMES					LAST 10 GAMES				
						23	H	James Madison		0 1		166	A	Towson		2 5				
						23	H	James Madison		0 2		138	A	Campbell		2 4				
						23	H	James Madison		0 5		138	A	Campbell		0 3				
						166	A	Towson		2 9		50	H	Col. of Charleston		5 9				
						166	A	Towson		1 0		50	H	Col. of Charleston		2 8				
														195 H Youngstown St.		7 1				
														195 H Youngstown St.		0 1				
														195 H Youngstown St.		5 6				
														198 H Michigan St.		2 5				
														231 N Gardner-Webb		12 2				
														232 H UMBC		3 5				

Non-Div. I Games:

UNC Wilmington

RPI	S	Opponent	Score	
232	H	UMBC	4	3
235	H	Bucknell	3	2
257	H	Liberty	3	1
261	H	Norfolk St.	10	2
276	H	N.C. A&T	3	2
281	H	N.C. Central	6	3
281	H	N.C. Central	4	0
281	H	N.C. Central	11	3
285	H	Brown	6	7
285	H	Brown	4	3
286	N	UMES	7	0

UNC Wilmington

U
N
C
W
i
l
m
i
n
g
t
o
n

U
N
C
W
i
l
m
i
n
g
t
o
n

Average RPI Win: 187		WON-LOST RECORD	WINNING PCT. RANK	LAST 10 GAMES	STRENGTH OF SCHEDULE	OPP. STRENGTH OF SCHEDULE	TEAM RPI	ADJ RPI	CONF. RPI	ADJ CONF. RPI							
Average RPI Loss: 152																	
DIV. I ONLY		24-28-0	.46154 169	6-4-0	221	181	196	.45385 208	18	19							
DIV. I NON-CONF.		14-18-0	.4375 170	2-1-0	240	209	210	.44449 220	19	19							
<hr/>																	
TOTALS		RPI 1-25		RPI 26-50		W-L RECORDS		RPI 51-100		RPI 101-150		RPI 150+					
24-28-0		0-1-0		1-3-0		OVERALL		2-4-0		5-7-0		16-13-0					
6-8-0		0-0-0		1-2-0		HOME		0-1-0		1-3-0		4-2-0					
12-9-0		0-1-0		0-1-0		AWAY		2-2-0		4-2-0		6-3-0					
6-11-0		0-0-0		0-0-0		NEUTRAL		0-1-0		0-2-0		6-8-0					
14-18-0		0-1-0		0-1-0		NON-CONFERENCE		2-4-0		1-3-0		11-9-0					
3-3-0		0-0-0		0-0-0		HOME		0-1-0		1-1-0		2-1-0					
5-4-0		0-1-0		0-0-		AWAY		2-2-0		0-0-0		3-0-0					
6-11-0		0-0-0		0-0-0		NEUTRAL		0-1-0		0-2-0		6-8-0					
10-10-0		0-0-0		1-2-0		CONFERENCE		0-0-0		4-4-0		5-4-0					
3-5-0		0-0-0		1-2-0		HOME		0-0-0		0-2-0		2-1-0					
7-5-0		0-0-0		0-0-0		AWAY		0-0-0		4-2-0		3-3-0					
0-0-0		0-0-0		0-0-0		NEUTRAL		0-0-0		0-0-0		0-0-0					
RPI	S	Opponent		Score		RPI	S	Opponent		Score		RPI	S	Opponent		Score	
15	A	Kentucky		7	9	28	H	DePaul		4	2	69	A	Chattanooga		1	3
						28	H	DePaul		1	13	75	H	Ball St.		2	4
						28	H	DePaul		2	3	76	A	Arkansas		1	8
						32	A	Lipscomb		3	6	94	N	Ohio		1	3
												95	A	Eastern Ill.		6	5
												95	A	Eastern Ill.		1	0
												117	H	Creighton		0	10
												117	H	Creighton		0	6
												120	A	St. John's (NY)		4	2
												120	A	St. John's (NY)		5	7
												120	A	St. John's (NY)		10	3
												128	H	IUPUI		4	3
												128	H	IUPUI		2	7
												132	N	Eastern Ky.		3	6
												133	N	Northwestern St.		1	5
												143	A	Georgetown		4	2
												143	A	Georgetown		2	0
												143	A	Georgetown		5	6
												153	N	Radford		2	0
												159	N	LIU Brooklyn		3	4
												164	N	Boston U.		7	0
												168	N	Massachusetts		7	8
												170	N	Pittsburgh		4	6
												173	N	Iona		8	0
												203	N	East Tenn. St.		3	2
												211	H	Miami (OH)		1	4
												218	N	Penn		3	1
												222	A	Seton Hall		6	7
												222	A	Seton Hall		4	1
												222	A	Seton Hall		9	1
												225	N	Austin Peay		2	1
												236	N	Jackson St.		0	1
												238	A	Villanova		6	4
<hr/>																	
LAST 10 GAMES																	
						28	H	DePaul		1	13	222	A	Seton Hall		4	1
						28	H	DePaul		2	3	222	A	Seton Hall		9	1
						28	H	DePaul		4	2	95	A	Eastern Ill.		1	0
						211	H	Miami (OH)		1	4	95	A	Eastern Ill.		6	5
						222	A	Seton Hall		6	7	143	A	Georgetown		2	0

Non-Div. I Games:

Butler

RPI	S	Opponent	Score
238	A	Villanova	0 3
238	A	Villanova	1 2
247	N	UMKC	3 9
247	N	UMKC	6 7
252	A	Morehead St.	11 6
252	A	Morehead St.	12 8
259	H	Northern Ky.	11 0
259	H	Northern Ky.	9 2
260	H	Providence	4 3
260	H	Providence	4 0
260	H	Providence	2 7
266	A	Belmont	3 2
273	N	Yale	2 4
275	N	Detroit	2 7

Butler

Average RPI Win: 199		WON-LOST	WINNING	LAST 10	STRENGTH OF		OPP. STRENGTH	TEAM	ADJ		CONF.	ADJ CONF.
Average RPI Loss: 146		RECORD	PCT. RANK	GAMES	SCHEDULE		OF SCHEDULE	RPI	RPI		RPI	RPI
DIV. I ONLY		20-27-0	.42553	191	3-4-0		212	210	210		20	20
DIV. I NON-CONF.		7-13-0	.35	214	0-1-0		242	240	249		20	20
TOTALS		RPI 1-25	RPI 26-50		W-L RECORDS		RPI 51-100		RPI 101-150		RPI 150+	
20-27-0		0-0-0	2-4-0		OVERALL		0-1-0		2-10-0		16-12-0	
10-6-0		0-0-0	0-0-0		HOME		0-0-0		2-4-0		8-2-0	
7-13-0		0-0-0	2-3-0		AWAY		0-0-0		0-4-0		5-6-0	
3-8-0		0-0-0	0-1-0		NEUTRAL		0-1-0		0-2-0		3-4-0	
7-13-0		0-0-0	1-1-0		NON-CONFERENCE		0-1-0		0-5-0		6-6-0	
1-0-0		0-0-0	0-0-0		HOME		0-0-0		0-0-0		1-0-0	
4-7-0		0-0-0	1-0-		AWAY		0-0-0		0-4-0		3-2-0	
2-6-0		0-0-0	0-0-0		NEUTRAL		0-1-0		0-1-0		2-4-0	
13-14-0		0-0-0	1-3-0		CONFERENCE		0-0-0		2-5-0		10-6-0	
9-6-0		0-0-0	0-0-0		HOME		0-0-0		2-4-0		7-2-0	
3-6-0		0-0-0	1-2-0		AWAY		0-0-0		0-0-0		2-4-0	
1-2-0		0-0-0	0-1-0		NEUTRAL		0-0-0		0-1-0		1-0-0	
RPI S	Opponent	Score	RPI S	Opponent	Score	RPI S	Opponent	Score	RPI S	Opponent	Score	
			46 A	McNeese St.	0 8	95 N	Eastern Ill.	3 4	106 A	Texas St.	6 7	
			46 A	McNeese St.	0 8				119 A	UTSA	4 12	
			46 A	McNeese St.	4 2				119 A	UTSA	6 10	
			46 N	McNeese St.	0 5				133 H	Northwestern St.	9 8	
			47 A	Houston	6 5				133 H	Northwestern St.	0 4	
			47 A	Houston	1 2				133 H	Northwestern St.	0 3	
									140 H	Sam Houston St.	3 2	
									140 H	Sam Houston St.	1 2	
									140 H	Sam Houston St.	0 7	
									140 N	Sam Houston St.	1 6	
									141 A	La.-Monroe	1 4	
									148 N	Saint Louis	6 7	
									152 N	New Mexico St.	3 5	
									152 N	New Mexico St.	3 8	
									165 N	UT Martin	2 4	
									175 H	Stephen F. Austin	1 0	
									175 H	Stephen F. Austin	8 5	
									175 H	Stephen F. Austin	0 1	
									175 N	Stephen F. Austin	8 7	
									185 A	UTEP	5 10	
									185 A	UTEP	2 5	
									196 A	Central Ark.	5 2	
									196 A	Central Ark.	1 5	
									196 A	Central Ark.	6 2	
									206 A	Louisiana Tech	8 0	
									213 A	Lamar	2 9	
									213 A	Lamar	2 5	
Non-Div. I Games:		Abilene Christian	7 4	Abilene Christian	8 6	Abilene Christian	8 18	Houston Baptist				

RPI	S	Opponent	Score	
213	A	Lamar	5	9
214	H	A&M-Corpus Christi	8	0
214	H	A&M-Corpus Christi	4	1
214	H	A&M-Corpus Christi	2	5
236	N	Jackson St.	24	1
241	H	Southeastern La.	10	0
241	H	Southeastern La.	7	1
241	H	Southeastern La.	10	0
253	H	Texas Southern	14	6
269	N	Southeast Mo. St.	6	3
269	N	Southeast Mo. St.	7	9
291	A	Prairie View	11	1
291	A	Prairie View	7	0

Houston Baptist

H
o
u
s
t
o
n
B
a
p
t
i
s
t

H
o
u
s
t
o
n
B
a
p
t
i
s
t

Average RPI Win:		187	WON-LOST RECORD		WINNING PCT. RANK		LAST 10 GAMES		STRENGTH OF SCHEDULE		OPP. STRENGTH OF SCHEDULE		TEAM RPI		ADJ RPI		CONF. RPI		ADJ CONF. RPI				
DIV. I ONLY			17-34-0		.33333 237		2-8-0		138		167		213		.4529 210		17		17				
DIV. I NON-CONF.			9-20-0		.31034 231		0-0-0		149		153		221		.44876 211		18		18				
TOTALS		RPI 1-25		RPI 26-50		W-L RECORDS		RPI 51-100		RPI 101-150		RPI 150+											
17-34-0		0-1-0		1-3-0		OVERALL		1-10-0		2-7-0		13-13-0											
2-6-0		0-0-0		0-0-0		HOME		0-4-0		0-2-0		2-0-0											
7-10-0		0-1-0		0-1-0		AWAY		1-2-0		1-3-0		5-3-0											
8-18-0		0-0-0		1-2-0		NEUTRAL		0-4-0		1-2-0		6-10-0											
9-20-0		0-1-0		1-3-0		NON-CONFERENCE		0-5-0		1-2-0		7-9-0											
0-0-0		0-0-0		0-0-0		HOME		0-0-0		0-0-0		0-0-0											
2-3-0		0-1-0		0-0-		AWAY		0-1-0		0-0-0		2-0-0											
7-17-0		0-0-0		1-2-0		NEUTRAL		0-4-0		1-2-0		5-9-0											
8-14-0		0-0-0		0-0-0		CONFERENCE		1-5-0		1-5-0		6-4-0											
2-6-0		0-0-0		0-0-0		HOME		0-4-0		0-2-0		2-0-0											
5-7-0		0-0-0		0-0-0		AWAY		1-1-0		1-3-0		3-3-0											
1-1-0		0-0-0		0-0-0		NEUTRAL		0-0-0		0-0-0		1-1-0											
RPI	S	Opponent		Score		RPI	S	Opponent		Score		RPI	S	Opponent		Score							
20	A	Michigan		0 8		37	A	South Fla.		0 7		55	N	Fordham		0 1							
						38	N	Northwestern		0 5		61	N	Utah		1 9							
						44	N	North Dakota St.		3 2		63	A	Illinois		1 13							
						49	N	Stanford		0 15		65	N	Georgia St.		1 6							
												68	H	Kent St.		0 3							
												68	H	Kent St.		1 3							
												73	N	Omaha		3 5							
												75	H	Ball St.		1 4							
												75	H	Ball St.		2 5							
												94	A	Ohio		4 0							
												94	A	Ohio		4 6							
												105	N	Cal St. Northridge		11 5							
												117	N	Creighton		0 9							
												118	A	Central Mich.		1 4							
												118	A	Central Mich.		4 0							
												129	H	Buffalo		2 6							
												129	H	Buffalo		5 6							
												131	A	Akron		2 6							
												131	A	Akron		2 10							
												148	N	Saint Louis		2 5							
												157	A	Northern Ill.		1 10							
												157	A	Northern Ill.		1 6							
												159	N	LIU Brooklyn		0 5							
												161	N	Maine		1 2							
												163	N	Appalachian St.		9 0							
												178	N	Indiana St.		4 8							
												179	N	UC Riverside		3 2							
												181	N	Saint Joseph's		6 7							
												194	A	Valparaiso		5 0							
												195	N	Youngstown St.		1 5							
												196	N	Central Ark.		0 1							
												211	H	Miami (OH)		9 4							
												211	H	Miami (OH)		4 0							
												217	N	Dayton		14 2							
												219	N	Bowling Green		4 7							
												219	N	Bowling Green		1 0							
												226	N	Mt. St. Mary's		2 1							
												229	A	Tennessee St.		3 2							
LAST 10 GAMES																							
131 A Akron						2 10						68 H Kent St.						0 3					
131 A Akron						2 6						129 H Buffalo						2 6					
94 A Ohio						4 6						129 H Buffalo						5 6					
94 A Ohio						4 0						118 A Central Mich.						1 4					
68 H Kent St.						1 3						118 A Central Mich.						4 0					

Non-Div. I Games:

Western Mich.

RPI	S	Opponent	Score	
230	N	Temple	3	11
230	N	Temple	4	8
233	A	Toledo	7	1
233	A	Toledo	3	4
234	A	Eastern Mich.	8	5
234	A	Eastern Mich.	4	1
238	N	Villanova	1	2
272	N	Quinnipiac	13	1

Western Mich.

W
e
s
t
e
r
n
M
i
c
h
.

W
e
s
t
e
r
n
M
i
c
h
.

Average RPI Win: 187		WON-LOST RECORD		WINNING PCT. RANK		LAST 10 GAMES		STRENGTH OF SCHEDULE		OPP. STRENGTH OF SCHEDULE		TEAM RPI		ADJ RPI		CONF. RPI		ADJ CONF. RPI	
DIV. I ONLY		22-28-0		.44 183		4-6-0		211		179		198		.4526 211		17		17	
DIV. I NON-CONF.		13-15-0		.46429 160		1-0-0		257		213		208		.44549 217		18		18	
TOTALS		RPI 1-25		RPI 26-50		W-L RECORDS		RPI 51-100		RPI 101-150		RPI 150+							
22-28-0		0-0-0		0-3-0		OVERALL		2-7-0		4-5-0		16-13-0							
10-9-0		0-0-0		0-0-0		HOME		0-2-0		3-1-0		7-6-0							
5-8-0		0-0-0		0-1-0		AWAY		2-3-0		0-1-0		3-3-0							
7-11-0		0-0-0		0-2-0		NEUTRAL		0-2-0		1-3-0		6-4-0							
13-15-0		0-0-0		0-3-0		NON-CONFERENCE		0-1-0		1-4-0		12-7-0							
4-3-0		0-0-0		0-0-0		HOME		0-0-0		0-0-0		4-3-0							
2-3-0		0-0-0		0-0-		AWAY		0-1-0		0-1-0		2-0-0							
7-9-0		0-0-0		0-2-0		NEUTRAL		0-0-0		1-3-0		6-4-0							
9-13-0		0-0-0		0-0-0		CONFERENCE		2-6-0		3-1-0		4-6-0							
6-6-0		0-0-0		0-0-0		HOME		0-2-0		3-1-0		3-3-0							
3-5-0		0-0-0		0-0-0		AWAY		2-2-0		0-0-0		1-3-0							
0-2-0		0-0-0		0-0-0		NEUTRAL		0-2-0		0-0-0		0-0-0							
RPI S	Opponent	Score		RPI S	Opponent	Score		RPI S	Opponent	Score		RPI S	Opponent	Score					
32 A	Lipscomb	7	11	68 A	Kent St.	4	3	112 N	Murray St.	7	1	112 N	Murray St.	7	1				
39 N	Kansas	2	5	68 A	Kent St.	9	2	116 N	Southern Ill.	3	10	116 N	Southern Ill.	3	10				
48 N	Virginia Tech	1	6	68 N	Kent St.	1	4	116 N	Southern Ill.	0	9	118 H	Central Mich.	3	0				
				75 A	Ball St.	1	2	118 H	Central Mich.	3	2	122 N	Bradley	3	7				
				75 A	Ball St.	1	9	122 N	Bradley	3	7	123 A	Marshall	2	10				
				75 N	Ball St.	4	7	123 A	Marshall	2	10	131 H	Akron	0	3				
				79 A	Western Ky.	0	7	131 H	Akron	3	0	157 A	Northern Ill.	1	6				
				94 H	Ohio	0	1	157 A	Northern Ill.	8	5	161 N	Maine	11	5				
				94 H	Ohio	3	4	161 N	Maine	11	5	164 N	Boston U.	0	3				
								164 N	Boston U.	0	3	180 A	Robert Morris	2	1				
								180 A	Robert Morris	2	1	181 N	Saint Joseph's	2	4				
								181 N	Saint Joseph's	2	4	204 N	UConn	4	1				
								204 N	UConn	4	1	208 A	Butler	4	1				
								208 A	Butler	4	1	210 A	Western Mich.	0	4				
								210 A	Western Mich.	4	9	210 A	Western Mich.	4	9				
								210 A	Western Mich.	4	9	215 H	Wright St.	4	5				
								215 H	Wright St.	4	5	215 H	Wright St.	6	1				
								215 H	Wright St.	6	1	219 H	Bowling Green	3	1				
								219 H	Bowling Green	3	1	219 H	Bowling Green	5	9				
								219 H	Bowling Green	5	9	222 N	Seton Hall	7	2				
								222 N	Seton Hall	7	2	225 H	Austin Peay	0	1				
								225 H	Austin Peay	0	1	225 H	Austin Peay	7	3				
								225 H	Austin Peay	7	3	229 N	Tennessee St.	8	0				
								229 N	Tennessee St.	8	0								
LAST 10 GAMES				68 N	Kent St.	1	4	234 H	Eastern Mich.	3	5	234 H	Eastern Mich.	3	5				
				75 N	Ball St.	4	7	208 A	Butler	4	1	208 A	Butler	4	1				
				118 H	Central Mich.	3	0	75 A	Ball St.	1	9	75 A	Ball St.	1	9				
				118 H	Central Mich.	3	2	75 A	Ball St.	1	2	75 A	Ball St.	1	2				
				234 H	Eastern Mich.	3	2	131 H	Akron	0	3	131 H	Akron	0	3				

Non-Div. I Games:

Miami (OH)

RPI	S	Opponent	Score	
233	H	Toledo	2	9
233	H	Toledo	11	5
234	H	Eastern Mich.	3	5
234	H	Eastern Mich.	3	2
240	H	Canisius	3	2
240	H	Canisius	2	6
240	N	Canisius	5	0
244	N	Siena	3	4
259	H	Northern Ky.	8	0
266	N	Belmont	3	5
275	N	Detroit	9	1

Average RPI Win: 215		WON-LOST	WINNING	LAST 10	STRENGTH OF		OPP. STRENGTH	TEAM	ADJ	CONF.	ADJ CONF.
Average RPI Loss: 121		RECORD	PCT. RANK	GAMES	SCHEDULE		OF SCHEDULE	RPI	RPI	RPI	RPI
DIV. I ONLY		17-33-0	.34	236	3-7-0		133	198	215	.45182	212
DIV. I NON-CONF.		10-18-0	.35714	208	0-0-0		89	220	174	.47074	176
TOTALS		RPI 1-25	RPI 26-50		W-L RECORDS		RPI 51-100		RPI 101-150		RPI 150+
17-33-0	0-3-0	1-7-0		OVERALL		0-5-0		3-6-0		13-12-0	
6-8-0	0-1-0	0-0-0		HOME		0-0-0		1-2-0		5-5-0	
6-13-0	0-1-0	1-4-0		AWAY		0-1-0		1-2-0		4-5-0	
5-12-0	0-1-0	0-3-0		NEUTRAL		0-4-0		1-2-0		4-2-0	
10-18-0	0-3-0	0-5-0		NON-CONFERENCE		0-5-0		1-2-0		9-3-0	
2-2-0	0-1-0	0-0-0		HOME		0-0-0		0-0-0		2-1-0	
3-4-0	0-1-0	0-0-0		AWAY		0-1-0		0-0-0		3-0-0	
5-12-0	0-1-0	0-3-0		NEUTRAL		0-4-0		1-2-0		4-2-0	
7-15-0	0-0-0	1-2-0		CONFERENCE		0-0-0		2-4-0		4-9-0	
4-6-0	0-0-0	0-0-0		HOME		0-0-0		1-2-0		3-4-0	
3-9-0	0-0-0	1-2-0		AWAY		0-0-0		1-2-0		1-5-0	
0-0-0	0-0-0	0-0-0		NEUTRAL		0-0-0		0-0-0		0-0-0	
RPI S	Opponent	Score		RPI S	Opponent	Score		RPI S	Opponent	Score	
18 A	South Ala.	0	2	30 N	Mississippi St.	0	7	52 N	Texas Tech	0	2
18 N	South Ala.	1	2	44 N	North Dakota St.	1	3	69 N	Chattanooga	0	1
19 H	LSU	0	9	44 N	North Dakota St.	4	18	74 A	North Texas	4	8
				46 A	McNeese St.	0	3	97 N	UNI	0	8
				46 A	McNeese St.	5	4	97 N	UNI	3	4
				46 A	McNeese St.	0	3				
				47 A	Houston	1	15				
				47 A	Houston	4	12				
				LAST 10 GAMES							
				196 A	Central Ark.	0	8	133 H	Northwestern St.	5	4
				196 A	Central Ark.	1	3	46 A	McNeese St.	5	4
				196 A	Central Ark.	2	1	46 A	McNeese St.	0	3
				133 H	Northwestern St.	1	7	46 A	McNeese St.	0	3
				133 H	Northwestern St.	4	6	241 H	Southeastern La.	4	5
								216 N	Columbia	10	2
								236 A	Jackson St.	7	3
								236 A	Jackson St.	6	4
								236 H	Jackson St.	0	2
								236 H	Jackson St.	4	3
								241 H	Southeastern La.	6	4
								241 H	Southeastern La.	8	0

Non-Div. I Games:

Incarnate Word

10

11

Incarnate Word

18

1

Incarnate Word

7

3

Nicholls St.

RPI	S	Opponent	Score	
241	H	Southeastern La.	4	5
253	N	Texas Southern	6	11
277	N	Alabama St.	9	1
284	A	Southern U.	10	5
284	H	Southern U.	5	1
284	N	Southern U.	9	0
284	N	Southern U.	4	0

Nicholls St.

N
i
c
h
o
l
l
s
S
t
.

N
i
c
h
o
l
l
s
S
t
.

Average RPI Win: 217		WON-LOST RECORD	WINNING PCT. RANK	LAST 10 GAMES	STRENGTH OF SCHEDULE	OPP. STRENGTH OF SCHEDULE	TEAM RPI	ADJ RPI		CONF. RPI	ADJ CONF. RPI
Average RPI Loss: 109											
DIV. I ONLY		18-29-0	.38298 212	1-9-0	198	146	220	.45169 213		20	20
DIV. I NON-CONF.		8-16-0	.33333 217	1-3-0	148	114	202	.45836 195		20	20
<hr/>											
TOTALS		RPI 1-25	RPI 26-50		W-L RECORDS		RPI 51-100		RPI 101-150		RPI 150+
18-29-0		0-5-0	0-6-0		OVERALL		0-1-0		3-9-0		15-8-0
11-7-0		0-0-0	0-2-0		HOME		0-0-0		1-1-0		10-4-0
4-18-0		0-5-0	0-3-0		AWAY		0-0-0		0-7-0		4-3-0
3-4-0		0-0-0	0-1-0		NEUTRAL		0-1-0		2-1-0		1-1-0
8-16-0		0-5-0	0-3-0		NON-CONFERENCE		0-1-0		3-6-0		5-1-0
3-3-0		0-0-0	0-2-0		HOME		0-0-0		1-1-0		2-0-0
2-9-0		0-5-0	0-0-		AWAY		0-0-0		0-4-0		2-0-0
3-4-0		0-0-0	0-1-0		NEUTRAL		0-1-0		2-1-0		1-1-0
10-13-0		0-0-0	0-3-0		CONFERENCE		0-0-0		0-3-0		10-7-0
8-4-0		0-0-0	0-0-0		HOME		0-0-0		0-0-0		8-4-0
2-9-0		0-0-0	0-3-0		AWAY		0-0-0		0-3-0		2-3-0
0-0-0		0-0-0	0-0-0		NEUTRAL		0-0-0		0-0-0		0-0-0
RPI S	Opponent	Score	RPI S	Opponent	Score	RPI S	Opponent	Score	RPI S	Opponent	Score
6 A	La.-Lafayette	3 14	41 N	Mercer	1 9	54 N	IPFW	0 7	106 A	Texas St.	1 10
12 A	Baylor	1 6	46 A	McNeese St.	1 9				119 A	UTSA	2 17
19 A	LSU	0 10	46 A	McNeese St.	3 13				119 A	UTSA	6 8
22 A	Texas A&M	0 8	46 A	McNeese St.	0 9				119 A	UTSA	9 10
22 A	Texas A&M	1 6	47 H	Houston	1 7				123 N	Marshall	3 2
			47 H	Houston	2 5				124 N	Iowa St.	3 2
									136 N	Harvard	1 3
									140 A	Sam Houston St.	3 8
									140 A	Sam Houston St.	0 1
									140 A	Sam Houston St.	2 3
									141 H	La.-Monroe	5 9
									141 H	La.-Monroe	8 5
									175 A	Stephen F. Austin	0 8
									175 A	Stephen F. Austin	7 8
									175 A	Stephen F. Austin	0 5
									192 N	Fairfield	1 2
									196 H	Central Ark.	11 3
									196 H	Central Ark.	7 0
									196 H	Central Ark.	4 3
									209 H	Houston Baptist	9 2
									209 H	Houston Baptist	9 5
									209 H	Houston Baptist	5 2
			LAST 10 GAMES						212 A	Nicholls St.	3 1
			46 A	McNeese St.	3 13	175 A	Stephen F. Austin	7 8	212 A	Nicholls St.	12 3
			46 A	McNeese St.	1 9	175 A	Stephen F. Austin	0 8	214 H	A&M-Corpus Christi	4 8
			46 A	McNeese St.	0 9	175 A	Stephen F. Austin	0 5	214 H	A&M-Corpus Christi	2 5
			22 A	Texas A&M	0 8	141 H	La.-Monroe	8 5	214 H	A&M-Corpus Christi	0 3
			22 A	Texas A&M	1 6	141 H	La.-Monroe	5 9			
Non-Div. I Games:		Abilene Christian	2 3	Abilene Christian	10 7	Abilene Christian		11 6	Lamar		

RPI	S	Opponent	Score	
236	N	Jackson St.	6	3
241	H	Southeastern La.	8	1
241	H	Southeastern La.	2	3
241	H	Southeastern La.	6	4
284	A	Southern U.	16	0
284	A	Southern U.	11	2
293	H	Alcorn	8	2
293	H	Alcorn	12	0

Lamar

L
a
m
a
r

L
a
m
a
r

Average RPI Win: 172		WON-LOST	WINNING	LAST 10	STRENGTH OF		OPP. STRENGTH	TEAM	ADJ	CONF.	ADJ CONF.						
Average RPI Loss: 113		RECORD	PCT. RANK	GAMES	SCHEDULE		OF SCHEDULE	RPI	RPI	RPI	RPI						
DIV. I ONLY		16-33-0	.32653	242	4-6-0		136	129	208	.45101	214	20	20				
DIV. I NON-CONF.		4-21-0	.16	274	0-3-0		114	48	247	.42364	243	20	20				

TOTALS		RPI 1-25		RPI 26-50		W-L RECORDS		RPI 51-100		RPI 101-150		RPI 150+					
16-33-0		0-2-0		0-7-0		OVERALL		0-4-0		5-11-0		11-9-0					
5-9-0		0-0-0		0-4-0		HOME		0-0-0		2-2-0		3-3-0					
8-12-0		0-2-0		0-1-0		AWAY		0-0-0		2-6-0		6-3-0					
3-12-0		0-0-0		0-2-0		NEUTRAL		0-4-0		1-3-0		2-3-0					
4-21-0		0-2-0		0-4-0		NON-CONFERENCE		0-4-0		2-8-0		2-3-0					
0-2-0		0-0-0		0-1-0		HOME		0-0-0		0-1-0		0-0-0					
2-7-0		0-2-0		0-0-		AWAY		0-0-0		1-4-0		1-0-0					
2-12-0		0-0-0		0-2-0		NEUTRAL		0-4-0		1-3-0		1-3-0					
12-12-0		0-0-0		0-3-0		CONFERENCE		0-0-0		3-3-0		9-6-0					
5-7-0		0-0-0		0-3-0		HOME		0-0-0		2-1-0		3-3-0					
6-5-0		0-0-0		0-0-0		AWAY		0-0-0		1-2-0		5-3-0					
1-0-0		0-0-0		0-0-0		NEUTRAL		0-0-0		0-0-0		1-0-0					
RPI	S	Opponent		Score		RPI	S	Opponent		Score		RPI	S	Opponent		Score	
22	A	Texas A&M		0	15	26	A	Texas		0	8	52	N	Texas Tech		1	2
22	A	Texas A&M		3	10	36	N	Wisconsin		1	10	73	N	Omaha		6	12
						36	N	Wisconsin		1	3	73	N	Omaha		14	15
						46	H	McNeese St.		4	9	75	N	Ball St.		2	12
						46	H	McNeese St.		1	6						
						46	H	McNeese St.		1	6						
						47	H	Houston		4	9						
						LAST 10 GAMES											
						209	A	Houston Baptist		5	2	140	H	Sam Houston St.		3	10
						209	A	Houston Baptist		0	8	140	H	Sam Houston St.		4	3
						209	A	Houston Baptist		1	4	22	A	Texas A&M		0	15
						47	H	Houston		4	9	22	A	Texas A&M		3	10
						140	H	Sam Houston St.		3	2	213	A	Lamar		5	2
				</													

Non-Div. I Games:

Abilene Christian

0

5

Abilene Christian

6

7

Abilene Christian

1

9

A&M-Corpus Christi

RPI	S	Opponent	Score	
209	A	Houston Baptist	0	8
209	A	Houston Baptist	1	4
209	A	Houston Baptist	5	2
212	A	Nicholls St.	2	1
212	A	Nicholls St.	5	6
213	A	Lamar	5	2
213	A	Lamar	8	4
213	A	Lamar	3	0
227	N	Northern Colo.	3	8

A&M-Corpus Christi

A
&
M
-
C
o
r
p
u
s
C
h
r
i
s
t
i

A
&
M
-
C
o
r
p
u
s
C
h
r
i
s
t
i

[illegible]

Non-Div. I Games:

Wright St.

RPI	S	Opponent	Score	
211	A	Miami (OH)	5	4
217	A	Dayton	4	12
217	H	Dayton	0	9
219	A	Bowling Green	5	6
219	A	Bowling Green	3	0
233	N	Toledo	2	7
251	A	Ill.-Chicago	6	14
251	A	Ill.-Chicago	2	3
251	A	Ill.-Chicago	3	12
251	H	Ill.-Chicago	0	3
256	H	Oakland	3	0
256	H	Oakland	7	1
275	A	Detroit	10	1
275	A	Detroit	6	0
275	A	Detroit	9	8

Wright St.

W
r
i
g
h
t
S
t
.

W
r
i
g
h
t
S
t
.

Average RPI Win:	244	WON-LOST RECORD	WINNING PCT. RANK	LAST 10 GAMES	STRENGTH OF SCHEDULE	OPP. STRENGTH OF SCHEDULE	TEAM RPI	ADJ RPI	CONF. RPI	ADJ CONF. RPI		
DIV. I ONLY		22-22-0	.5	136	6-4-0	263	257	219	.4506	216	29	29
DIV. I NON-CONF.		13-11-0	.54167	118	2-0-0	231	256	172	.4749	169	29	29
<hr/>												
TOTALS	RPI 1-25	RPI 26-50		W-L RECORDS		RPI 51-100		RPI 101-150		RPI 150+		
22-22-0	0-0-0	0-5-0		OVERALL		1-1-0		0-5-0		21-11-0		
15-6-0	0-0-0	0-0-0		HOME		1-1-0		0-0-0		14-5-0		
6-12-0	0-0-0	0-3-0		AWAY		0-0-0		0-4-0		6-5-0		
1-4-0	0-0-0	0-2-0		NEUTRAL		0-0-0		0-1-0		1-1-0		
13-11-0	0-0-0	0-5-0		NON-CONFERENCE		1-1-0		0-1-0		12-4-0		
9-2-0	0-0-0	0-0-0		HOME		1-1-0		0-0-0		8-1-0		
3-5-0	0-0-0	0-0-		AWAY		0-0-0		0-0-0		3-2-0		
1-4-0	0-0-0	0-2-0		NEUTRAL		0-0-0		0-1-0		1-1-0		
9-11-0	0-0-0	0-0-0		CONFERENCE		0-0-0		0-4-0		9-7-0		
6-4-0	0-0-0	0-0-0		HOME		0-0-0		0-0-0		6-4-0		
3-7-0	0-0-0	0-0-0		AWAY		0-0-0		0-4-0		3-3-0		
0-0-0	0-0-0	0-0-0		NEUTRAL		0-0-0		0-0-0		0-0-0		
RPI	S	Opponent	Score	RPI	S	Opponent	Score	RPI	S	Opponent	Score	
				33	A	Hofstra	2 3	98	H	Stony Brook	1 0	
				44	N	North Dakota St.	1 6	98	H	Stony Brook	0 5	
				44	N	North Dakota St.	4 9					
				47	A	Houston	0 17					
				47	A	Houston	4 5					

Non-Div. I Games:

Columbia

RPI	S	Opponent	Score	
273	H	Yale	3	2
273	H	Yale	8	0
274	H	Lafayette	9	1
274	H	Lafayette	12	4
282	A	Saint Peter's	5	2
282	A	Saint Peter's	8	6
285	H	Brown	3	1
285	H	Brown	3	0
287	H	Rider	5	1
287	H	Rider	7	4

Columbia

C
o
l
u
m
b
i
a

C
o
l
u
m
b
i
a

Average RPI Win:		204	WON-LOST RECORD		WINNING PCT. RANK		LAST 10 GAMES		STRENGTH OF SCHEDULE		OPP. STRENGTH OF SCHEDULE		TEAM RPI		ADJ RPI		CONF. RPI		ADJ CONF. RPI	
DIV. I ONLY			27-29-0		.48214 148		7-3-0		254		216		206		.44926 217		24		24	
DIV. I NON-CONF.			16-18-0		.47059 157		0-0-0		258		224		207		.44759 214		25		25	
TOTALS		RPI 1-25		RPI 26-50		W-L RECORDS		RPI 51-100		RPI 101-150		RPI 150+								
27-29-0		0-2-0		0-0-0		OVERALL		4-4-0		0-4-0		23-19-0								
12-8-0		0-0-0		0-0-0		HOME		3-1-0		0-4-0		9-3-0								
9-10-0		0-0-0		0-0-0		AWAY		1-2-0		0-0-0		8-8-0								
6-11-0		0-2-0		0-0-0		NEUTRAL		0-1-0		0-0-0		6-8-0								
16-18-0		0-2-0		0-0-0		NON-CONFERENCE		2-4-0		0-2-0		14-10-0								
7-4-0		0-0-0		0-0-0		HOME		1-1-0		0-2-0		6-1-0								
5-5-0		0-0-0		0-0-		AWAY		1-2-0		0-0-0		4-3-0								
4-9-0		0-2-0		0-0-0		NEUTRAL		0-1-0		0-0-0		4-6-0								
11-11-0		0-0-0		0-0-0		CONFERENCE		2-0-0		0-2-0		9-9-0								
5-4-0		0-0-0		0-0-0		HOME		2-0-0		0-2-0		3-2-0								
4-5-0		0-0-0		0-0-0		AWAY		0-0-0		0-0-0		4-5-0								
2-2-0		0-0-0		0-0-0		NEUTRAL		0-0-0		0-0-0		2-2-0								
RPI	S	Opponent		Score		RPI	S	Opponent		Score		RPI	S	Opponent		Score				
22	N	Texas A&M		1	7					55	H	Fordham	7	3	128	H	IUPUI	4	7	
22	N	Texas A&M		4	10					55	H	Fordham	10	9	128	H	IUPUI	3	5	
										56	A	UC Santa Barbara	8	9	148	H	Saint Louis	5	6	
										73	N	Omaha	0	8	148	H	Saint Louis	6	7	
										78	A	Colorado St.	10	7	162	A	Elon	0	2	
										78	A	Colorado St.	5	9	168	A	Massachusetts	4	9	
										94	H	Ohio	2	4	168	A	Massachusetts	2	5	
										94	H	Ohio	6	1	168	N	Massachusetts	2	7	
															168	N	Massachusetts	6	2	
															169	N	Southern Utah	10	9	
															176	N	Presbyterian	2	7	
															176	N	Presbyterian	0	4	
															178	N	Indiana St.	3	7	
															181	H	Saint Joseph's	2	3	
															181	H	Saint Joseph's	5	2	
															181	N	Saint Joseph's	5	9	
															190	A	George Mason	5	3	
															190	A	George Mason	12	5	
															195	A	Youngstown St.	5	3	
															195	A	Youngstown St.	3	5	
															195	N	Youngstown St.	9	3	
															210	N	Western Mich.	2	14	
															215	A	Wright St.	9	0	
															215	H	Wright St.	12	4	
															224	A	George Washington	0	3	
															224	A	George Washington	8	2	
															229	A	Tennessee St.	4	3	
LAST 10 GAMES																				
				181	N	Saint Joseph's	5	9	55	H	Fordham	7	3	215	A	Wright St.	9	0		
				168	N	Massachusetts	6	2	224	A	George Washington	8	2	215	H	Wright St.	12	4		
				168	N	Massachusetts	2	7	224	A	George Washington	0	3	224	A	George Washington	0	3		
				237	H	La Salle	9	1	190	A	George Mason	12	5	224	A	George Washington	8	2		
				55	H	Fordham	10	9	190	A	George Mason	5	3	229	A	Tennessee St.	4	3		

Non-Div. I Games:

Dayton

RPI	S	Opponent	Score	
230	N	Temple	3	2
233	A	Toledo	0	6
233	A	Toledo	9	4
234	H	Eastern Mich.	9	5
237	H	La Salle	4	1
237	H	La Salle	9	1
237	H	La Salle	5	6
246	N	Bakersfield	0	1
246	N	Bakersfield	1	4
252	H	Morehead St.	4	3
252	H	Morehead St.	3	4
256	H	Oakland	2	1
267	A	St. Bonaventure	3	0
267	A	St. Bonaventure	4	5
271	A	Rhode Island	2	4
271	N	Rhode Island	9	5
275	H	Detroit	11	6
275	H	Detroit	7	3
279	N	Coppin St.	15	7

Dayton

D
a
y
t
o
n

D
a
y
t
o
n

Average RPI Win: 238		WON-LOST RECORD		WINNING PCT. RANK		LAST 10 GAMES		STRENGTH OF SCHEDULE		OPP. STRENGTH OF SCHEDULE		TEAM RPI		ADJ RPI		CONF. RPI		ADJ CONF. RPI			
Average RPI Loss: 165																					
DIV. I ONLY		19-22-1		.46429 168		5-5-0		246		247		222		.44905 218		29		29			
DIV. I NON-CONF.		5-14-0		.26316 251		0-2-0		271		205		271		.39556 266		29		29			
TOTALS		RPI 1-25		RPI 26-50		W-L RECORDS		RPI 51-100				RPI 101-150		RPI 150+							
19-22-1		0-0-0		0-2-0		OVERALL		0-1-0				1-7-1		18-12-0							
11-6-0		0-0-0		0-0-0		HOME		0-0-0				1-1-0		10-5-0							
4-11-1		0-0-0		0-2-0		AWAY		0-0-0				0-5-1		4-4-0							
4-5-0		0-0-0		0-0-0		NEUTRAL		0-1-0				0-1-0		4-3-0							
5-14-0		0-0-0		0-2-0		NON-CONFERENCE		0-1-0				0-2-0		5-9-0							
1-5-0		0-0-0		0-0-0		HOME		0-0-0				0-1-0		1-4-0							
0-4-0		0-0-0		0-0-		AWAY		0-0-0				0-0-0		0-2-0							
4-5-0		0-0-0		0-0-0		NEUTRAL		0-1-0				0-1-0		4-3-0							
14-8-1		0-0-0		0-0-0		CONFERENCE		0-0-0				1-5-1		13-3-0							
10-1-0		0-0-0		0-0-0		HOME		0-0-0				1-0-0		9-1-0							
4-7-1		0-0-0		0-0-0		AWAY		0-0-0				0-5-1		4-2-0							
0-0-0		0-0-0		0-0-0		NEUTRAL		0-0-0				0-0-0		0-0-0							
RPI	S	Opponent		Score		RPI	S	Opponent		Score		RPI	S	Opponent		Score					
						27	A	UCF	0	3		96	N	Troy	4	6	135	N	Western Caro.	4	5
						37	A	South Fla.	0	1							136	A	Harvard	3	8
																	136	A	Harvard	8	8
																	142	A	Dartmouth	1	5
																	142	A	Dartmouth	2	3
																	142	A	Dartmouth	3	7
																	142	A	Dartmouth	1	12
																	142	H	Dartmouth	5	3
																	146	H	Delaware	3	5
																	161	N	Maine	0	2
																	181	H	Saint Joseph's	0	5
																	181	H	Saint Joseph's	2	5
																	186	H	Drexel	2	6
																	201	A	Monmouth	2	4
																	208	N	Butler	1	3
																	216	A	Columbia	3	1
																	216	A	Columbia	5	6
																	216	H	Columbia	10	0
																	216	H	Columbia	9	1
																	219	N	Bowling Green	3	9
																	222	N	Seton Hall	6	0
																	223	H	Cornell	9	0
																	223	H	Cornell	9	8
																	223	H	Cornell	9	8
																	223	H	Cornell	0	9
																	230	H	Temple	4	3
																	237	H	La Salle	0	5
LAST 10 GAMES																					
						142	A	Dartmouth	3	7	216	A	Columbia	5	6	223	H	Cornell	9	8	
						142	H	Dartmouth	5	3	216	H	Columbia	10	0	223	H	Cornell	9	8	
						142	A	Dartmouth	1	5	216	H	Columbia	9	1	223	H	Cornell	0	9	
						238	A	Villanova	0	4	201	A	Monmouth	2	4	230	H	Temple	4	3	
						216	A	Columbia	3	1	239	A	Princeton	6	2	237	H	La Salle	0	5	

Non-Div. I Games:

Penn

RPI	S	Opponent	Score	
238	A	Villanova	0	4
239	A	Princeton	6	9
239	A	Princeton	11	1
239	A	Princeton	4	3
239	A	Princeton	6	2
245	N	Colgate	11	1
260	N	Providence	8	7
272	N	Quinnipiac	10	1
273	H	Yale	3	0
273	H	Yale	3	0
285	H	Brown	8	0
285	H	Brown	5	3

P
e
n
n

P
e
n
n

Penn

Average RPI Win: 206		WON-LOST	WINNING	LAST 10	STRENGTH OF		OPP. STRENGTH	TEAM	ADJ		CONF.	ADJ CONF.
Average RPI Loss: 140		RECORD	PCT. RANK	GAMES	SCHEDULE		OF SCHEDULE	RPI	RPI		RPI	RPI
DIV. I ONLY		23-28-1	.45192	176	3-7-0		238	185	207		.44781	219
DIV. I NON-CONF.		13-17-1	.43548	171	0-2-0		274	210	230		.43087	233
TOTALS		RPI 1-25	RPI 26-50		W-L RECORDS		RPI 51-100		RPI 101-150		RPI 150+	
23-28-1		0-0-0	0-1-0		OVERALL		1-10-0		4-6-0		18-11-1	
9-5-0		0-0-0	0-0-0		HOME		0-0-0		0-2-0		9-3-0	
7-14-0		0-0-0	0-1-0		AWAY		1-9-0		3-2-0		3-2-0	
7-9-1		0-0-0	0-0-0		NEUTRAL		0-1-0		1-2-0		6-6-1	
13-17-1		0-0-0	0-1-0		NON-CONFERENCE		1-6-0		0-3-0		12-7-1	
5-1-0		0-0-0	0-0-0		HOME		0-0-0		0-0-0		5-1-0	
3-8-0		0-0-0	0-0-		AWAY		1-5-0		0-1-0		2-1-0	
5-8-1		0-0-0	0-0-0		NEUTRAL		0-1-0		0-2-0		5-5-1	
10-11-0		0-0-0	0-0-0		CONFERENCE		0-4-0		4-3-0		6-4-0	
4-4-0		0-0-0	0-0-0		HOME		0-0-0		0-2-0		4-2-0	
4-6-0		0-0-0	0-0-0		AWAY		0-4-0		3-1-0		1-1-0	
2-1-0		0-0-0	0-0-0		NEUTRAL		0-0-0		1-0-0		1-1-0	
RPI S	Opponent	Score	RPI S	Opponent	Score	RPI S	Opponent	Score	RPI S	Opponent	Score	
			27 A	UCF	0 2	54 A	IPFW	0 6	104 A	Ole Miss	0 2	
						54 A	IPFW	6 7	118 H	Central Mich.	5 6	
						65 A	Georgia St.	1 11	118 H	Central Mich.	3 5	
						68 A	Kent St.	4 10	129 A	Buffalo	6 1	
						68 A	Kent St.	0 8	129 A	Buffalo	12 11	
						84 A	North Florida	2 1	129 N	Buffalo	4 2	
						84 A	North Florida	0 4	131 A	Akron	1 4	
						87 A	Georgia Tech	0 3	131 A	Akron	4 1	
						94 A	Ohio	2 3	135 N	Western Caro.	0 1	
						94 A	Ohio	0 6	148 N	Saint Louis	1 11	
						96 N	Troy	0 3	157 H	Northern Ill.	3 10	
									157 H	Northern Ill.	6 4	
									165 N	UT Martin	2 0	
									165 N	UT Martin	6 6	
									180 N	Robert Morris	2 3	
									187 A	Cleveland St.	3 5	
									203 N	East Tenn. St.	5 4	
									210 N	Western Mich.	0 1	
									210 N	Western Mich.	7 4	
									211 A	Miami (OH)	9 5	
									211 A	Miami (OH)	1 3	
									215 H	Wright St.	6 5	
									215 H	Wright St.	0 3	
									218 N	Penn	9 3	
									226 A	Mt. St. Mary's	1 0	
									226 A	Mt. St. Mary's	9 5	
									227 N	Northern Colo.	6 2	
			LAST 10 GAMES									
			233 H	Toledo	7 5	118 H	Central Mich.	3 5	215 H	Wright St.	0 3	
			233 H	Toledo	2 1	54 A	IPFW	6 7	218 N	Penn	9 3	
			234 H	Eastern Mich.	3 2	54 A	IPFW	0 6	226 A	Mt. St. Mary's	1 0	
			234 H	Eastern Mich.	0 3	68 A	Kent St.	4 10	226 A	Mt. St. Mary's	9 5	
			118 H	Central Mich.	5 6	68 A	Kent St.	0 8	227 N	Northern Colo.	6 2	

Non-Div. I Games:

Bowling Green

RPI	S	Opponent	Score	
233	H	Toledo	2	1
233	H	Toledo	7	5
234	H	Eastern Mich.	0	3
234	H	Eastern Mich.	3	2
235	N	Bucknell	0	2
240	N	Canisius	2	4
245	N	Colgate	0	1
265	N	Sacred Heart	1	3
275	H	Detroit	2	0
275	H	Detroit	7	4
278	H	North Dakota	8	0
278	H	North Dakota	3	0
282	N	Saint Peter's	9	1

Bowling Green

B
o
w
l
i
n
g
G
r
e
e
n

B
o
w
l
i
n
g
G
r
e
e
n

Average RPI Win:		242	WON-LOST RECORD		WINNING PCT. RANK		LAST 10 GAMES		STRENGTH OF SCHEDULE		OPP. STRENGTH OF SCHEDULE		TEAM RPI		ADJ RPI		CONF. RPI		ADJ CONF. RPI				
Average RPI Loss:		145																					
DIV. I ONLY			24-27-0		.47059 162		8-2-0		239		243		212		.44774 220		31		31				
DIV. I NON-CONF.			12-21-0		.36364 205		0-0-0		194		207		225		.44022 225		31		31				
TOTALS		RPI 1-25		RPI 26-50		W-L RECORDS		RPI 51-100		RPI 101-150		RPI 150+											
24-27-0		0-3-0		0-3-0		OVERALL		0-4-0		2-6-0		22-11-0											
7-8-0		0-0-0		0-0-0		HOME		0-2-0		1-1-0		6-5-0											
5-7-0		0-2-0		0-1-0		AWAY		0-1-0		1-0-0		4-2-0											
12-12-0		0-1-0		0-1-0		NEUTRAL		0-1-0		0-5-0		12-4-0											
12-21-0		0-3-0		0-3-0		NON-CONFERENCE		0-4-0		2-6-0		10-5-0											
2-4-0		0-0-0		0-0-0		HOME		0-2-0		1-1-0		1-1-0											
2-5-0		0-2-0		0-0-		AWAY		0-1-0		1-0-0		1-0-0											
8-12-0		0-1-0		0-1-0		NEUTRAL		0-1-0		0-5-0		8-4-0											
12-6-0		0-0-0		0-0-0		CONFERENCE		0-0-0		0-0-0		12-6-0											
5-4-0		0-0-0		0-0-0		HOME		0-0-0		0-0-0		5-4-0											
3-2-0		0-0-0		0-0-0		AWAY		0-0-0		0-0-0		3-2-0											
4-0-0		0-0-0		0-0-0		NEUTRAL		0-0-0		0-0-0		4-0-0											
RPI	S	Opponent		Score		RPI	S	Opponent		Score		RPI	S	Opponent		Score		RPI	S	Opponent		Score	
1	A	Florida		0	9	27	A	UCF		0	1	84	H	North Florida		3	8	101	A	Jacksonville		7	3
7	A	Florida St.		0	8	34	N	North Carolina St.		0	8	86	H	Wichita St.		9	12	111	N	Samford		2	4
23	N	James Madison		0	9	41	A	Mercer		1	9	96	A	Troy		0	4	111	N	Samford		2	4
												97	N	UNI		1	4	126	N	Central Conn. St.		5	9
																		129	H	Buffalo		2	3
																		129	H	Buffalo		2	1
																		132	N	Eastern Ky.		2	6
																		132	N	Eastern Ky.		2	11
																		158	N	Delaware St.		1	0
																		172	N	Marist		3	4
																		173	N	Iona		6	2
																		200	H	Bethune-Cookman		5	3
																		200	H	Bethune-Cookman		3	4
																		200	H	Bethune-Cookman		3	5
																		200	N	Bethune-Cookman		4	2
																		200	N	Bethune-Cookman		5	1
																		242	N	Wagner		1	2
																		251	N	Ill.-Chicago		6	2
																		254	N	Middle Tenn.		5	6
																		254	N	Middle Tenn.		1	3
																		259	H	Northern Ky.		3	1
																		259	H	Northern Ky.		8	9
																		260	N	Providence		4	3
																		261	N	Norfolk St.		1	0
																		262	A	Savannah St.		15	1
																		262	A	Savannah St.		1	9
																		262	A	Savannah St.		7	5
		LAST 10 GAMES																					
				200	N	Bethune-Cookman		4	2	200	H	Bethune-Cookman		3	5			200	H	Bethune-Cookman		3	4
				200	N	Bethune-Cookman		5	1	200	H	Bethune-Cookman		3	4			283	H	South Carolina St.		5	4
				158	N	Delaware St.		1	0	283	H	South Carolina St.		8	0			283	H	South Carolina St.		11	2
				261	N	Norfolk St.		1	0	283	H	South Carolina St.		8	0			283	H	South Carolina St.		11	2
				200	H	Bethune-Cookman		5	3	283	H	South Carolina St.		11	2			283	H	South Carolina St.		11	2

Non-Div. I Games:

Florida A&M

RPI	S	Opponent	Score	
270	N	Mississippi Val.	8	0
272	N	Quinnipiac	4	1
276	H	N.C. A&T	2	1
276	H	N.C. A&T	0	7
276	H	N.C. A&T	3	8
277	A	Alabama St.	8	6
277	N	Alabama St.	12	11
281	A	N.C. Central	4	0
281	A	N.C. Central	2	3
283	H	South Carolina St.	8	0
283	H	South Carolina St.	11	2
283	H	South Carolina St.	5	4
290	N	Alabama A&M	6	0
292	N	Grambling	5	2

Florida A&M

F
l
o
r
i
d
a
A
&
M

F
l
o
r
i
d
a
A
&
M

Average RPI Win:	213	WON-LOST RECORD	WINNING PCT. RANK	LAST 10 GAMES	STRENGTH OF SCHEDULE	OPP. STRENGTH OF SCHEDULE	TEAM RPI	ADJ RPI	CONF. RPI	ADJ CONF. RPI		
DIV. I ONLY		20-27-0	.42553	191	1-9-0	243	173	223	.44567	221	19	18
DIV. I NON-CONF.		19-14-0	.57576	102	0-0-0	222	207	137	.48936	141	17	17
<hr/>												
TOTALS	RPI 1-25	RPI 26-50		W-L RECORDS		RPI 51-100		RPI 101-150		RPI 150+		
20-27-0	0-3-0	0-1-0		OVERALL		0-4-0		4-10-0		16-9-0		
12-11-0	0-0-0	0-0-0		HOME		0-1-0		3-3-0		9-7-0		
1-10-0	0-1-0	0-0-0		AWAY		0-3-0		0-6-0		1-0-0		
7-6-0	0-2-0	0-1-0		NEUTRAL		0-0-0		1-1-0		6-2-0		
19-14-0	0-3-0	0-1-0		NON-CONFERENCE		0-2-0		4-4-0		15-4-0		
11-6-0	0-0-0	0-0-0		HOME		0-1-0		3-3-0		8-2-0		
1-2-0	0-1-0	0-0-		AWAY		0-1-0		0-0-0		1-0-0		
7-6-0	0-2-0	0-1-0		NEUTRAL		0-0-0		1-1-0		6-2-0		
1-13-0	0-0-0	0-0-0		CONFERENCE		0-2-0		0-6-0		1-5-0		
1-5-0	0-0-0	0-0-0		HOME		0-0-0		0-0-0		1-5-0		
0-8-0	0-0-0	0-0-0		AWAY		0-2-0		0-6-0		0-0-0		
0-0-0	0-0-0	0-0-0		NEUTRAL		0-0-0		0-0-0		0-0-0		
RPI	S	Opponent	Score	RPI	S	Opponent	Score	RPI	S	Opponent	Score	
4	A	UCLA	0 2	37	N	South Fla.	0 10	53	A	Cal St. Fullerton	0 9	
8	N	Oklahoma	1 11					72	H	Cal Poly	0 7	
15	N	Kentucky	1 7					77	A	BYU	1 8	
								77	A	BYU	5 13	
								103	N	Fla. Atlantic	0 5	
								105	H	Cal St. Northridge	5 7	
								105	H	Cal St. Northridge	1 9	
								108	A	San Diego	1 2	
								108	A	San Diego	1 6	
								108	A	San Diego	2 3	
								109	H	Hawaii	3 4	
								114	N	Kennesaw St.	1 0	
								121	H	Lehigh	3 2	
								136	H	Harvard	6 3	
								142	H	Dartmouth	9 3	
								150	A	St. Mary's (CA)	1 6	
								150	A	St. Mary's (CA)	1 2	
								150	A	St. Mary's (CA)	0 3	
								161	N	Maine	7 1	
								170	N	Pittsburgh	3 4	
								177	H	Pacific	7 8	
								177	H	Pacific	3 2	
								177	H	Pacific	12 16	
								179	A	UC Riverside	5 3	
								179	H	UC Riverside	7 9	
								196	N	Central Ark.	5 1	
								200	H	Bethune-Cookman	3 2	
								230	N	Temple	2 1	
								240	H	Canisius	9 8	
								240	H	Canisius	1 3	
								246	N	Bakersfield	1 0	
LAST 10 GAMES												
250	H	Santa Clara	4 11	108	A	San Diego	2 3					
250	H	Santa Clara	3 8	108	A	San Diego	1 6					
250	H	Santa Clara	5 7	108	A	San Diego	1 2					
77	A	BYU	5 13	177	H	Pacific	3 2					
77	A	BYU	1 8	177	H	Pacific	12 16					

Non-Div. I Games:

Loyola Marymount

RPI	S	Opponent	Score	
246	N	Bakersfield	12	4
247	H	UMKC	6	5
247	H	UMKC	5	4
249	N	Seattle	1	10
249	N	Seattle	1	0
250	H	Santa Clara	3	8
250	H	Santa Clara	4	11
250	H	Santa Clara	5	7
266	H	Belmont	5	1
285	H	Brown	5	0
285	H	Brown	8	0
285	H	Brown	5	0

Loyola Marymount

L
o
y
o
l
a
M
a
r
y
m
o
u
n
t

L
o
y
o
l
a
M
a
r
y
m
o
u
n
t

Average RPI Win:		201	WON-LOST		WINNING		LAST 10		STRENGTH OF		OPP. STRENGTH		TEAM		ADJ		CONF.		ADJ CONF.				
Average RPI Loss:		128	RECORD		PCT. RANK		GAMES		SCHEDULE		OF SCHEDULE		RPI		RPI		RPI		RPI				
DIV. I ONLY			15-34-0		.30612	249	3-7-0		132		187		226		.44315	222	18		19				
DIV. I NON-CONF.			6-22-0		.21429	262	0-0-0		131		203		245		.42556	239	19		19				
TOTALS		RPI 1-25		RPI 26-50		W-L RECORDS		RPI 51-100		RPI 101-150		RPI 150+											
15-34-0		0-1-0		0-3-0		OVERALL		0-8-0		3-10-0		12-12-0											
6-4-0		0-0-0		0-0-0		HOME		0-1-0		2-1-0		4-2-0											
4-14-0		0-1-0		0-3-0		AWAY		0-3-0		1-6-0		3-1-0											
5-16-0		0-0-0		0-0-0		NEUTRAL		0-4-0		0-3-0		5-9-0											
6-22-0		0-1-0		0-0-0		NON-CONFERENCE		0-8-0		0-4-0		6-9-0											
0-1-0		0-0-0		0-0-0		HOME		0-1-0		0-0-0		0-0-0											
1-5-0		0-1-0		0-0-		AWAY		0-3-0		0-1-0		1-0-0											
5-16-0		0-0-0		0-0-0		NEUTRAL		0-4-0		0-3-0		5-9-0											
9-12-0		0-0-0		0-3-0		CONFERENCE		0-0-0		3-6-0		6-3-0											
6-3-0		0-0-0		0-0-0		HOME		0-0-0		2-1-0		4-2-0											
3-9-0		0-0-0		0-3-0		AWAY		0-0-0		1-5-0		2-1-0											
0-0-0		0-0-0		0-0-0		NEUTRAL		0-0-0		0-0-0		0-0-0											
RPI	S	Opponent		Score		RPI	S	Opponent		Score		RPI	S	Opponent		Score		RPI	S	Opponent		Score	
9	A	Arizona St.		1	12	28	A	DePaul		2	7	54	N	IPFW		5	11	102	N	Bryant		5	7
						28	A	DePaul		3	4	61	N	Utah		0	4	117	H	Creighton		1	0
						28	A	DePaul		0	8	69	N	Chattanooga		1	7	117	H	Creighton		5	3
												83	N	Boston College		1	16	117	H	Creighton		0	12
												88	A	Rutgers		5	6	118	N	Central Mich.		5	6
												88	H	Rutgers		5	12	120	A	St. John's (NY)		4	5
												91	A	East Carolina		6	11	120	A	St. John's (NY)		3	2
												92	A	UNLV		2	6	120	A	St. John's (NY)		0	14
																		125	N	Idaho St.		5	14
																		138	A	Campbell		2	11
																		143	A	Georgetown		0	2
																		143	A	Georgetown		0	8
																		143	A	Georgetown		1	6
																		152	N	New Mexico St.		5	14
																		156	N	Drake		4	6
																		158	N	Delaware St.		7	1
																		161	N	Maine		1	4
																		164	N	Boston U.		3	2
																		168	N	Massachusetts		7	5
																		174	N	Binghamton		3	6
																		182	N	Weber St.		2	7
																		186	N	Drexel		9	1
																		194	N	Valparaiso		1	24
																		208	H	Butler		1	9
																		208	H	Butler		1	4
																		208	H	Butler		7	6
																		120	A	St. John's (NY)		4	5
																		211	N	Miami (OH)		2	7
LAST 10 GAMES																							
143 A Georgetown		0		8		208 H Butler		1		9		194 N Valparaiso		1		24							
143 A Georgetown		0		2		238 A Villanova		3		4		208 H Butler		1		9							
143 A Georgetown		1		6		238 A Villanova		5		4		208 H Butler		1		4							
208 H Butler		7		6		238 A Villanova		10		2		208 H Butler		7		6							
208 H Butler		1		4		120 A St. John's (NY)		4		5		211 N Miami (OH)		2		7							

Seton Hall

Average RPI Win:	210	WON-LOST RECORD	WINNING PCT. RANK	LAST 10 GAMES	STRENGTH OF SCHEDULE	OPP. STRENGTH OF SCHEDULE	TEAM RPI	ADJ RPI	CONF. RPI	ADJ CONF. RPI		
DIV. I ONLY		18-26-0	.40909	202	4-6-0	196	275	225	.44295	223	29	29
DIV. I NON-CONF.		10-16-0	.38462	200	1-1-0	103	281	183	.46451	186	29	29
<hr/>												
TOTALS	RPI 1-25	RPI 26-50			W-L RECORDS	RPI 51-100		RPI 101-150		RPI 150+		
18-26-0	0-0-0	0-0-0			OVERALL	1-1-0		3-5-0		14-20-0		
2-7-0	0-0-0	0-0-0			HOME	1-1-0		0-2-0		1-4-0		
12-14-0	0-0-0	0-0-0			AWAY	0-0-0		2-1-0		10-12-0		
4-5-0	0-0-0	0-0-0			NEUTRAL	0-0-0		1-2-0		3-3-0		
10-16-0	0-0-0	0-0-0			NON-CONFERENCE	1-1-0		3-3-0		6-12-0		
1-2-0	0-0-0	0-0-0			HOME	1-1-0		0-0-0		0-1-0		
5-9-0	0-0-0	0-0-			AWAY	0-0-0		2-1-0		3-8-0		
4-5-0	0-0-0	0-0-0			NEUTRAL	0-0-0		1-2-0		3-3-0		
8-10-0	0-0-0	0-0-0			CONFERENCE	0-0-0		0-2-0		8-8-0		
1-5-0	0-0-0	0-0-0			HOME	0-0-0		0-2-0		1-3-0		
7-5-0	0-0-0	0-0-0			AWAY	0-0-0		0-0-0		7-5-0		
0-0-0	0-0-0	0-0-0			NEUTRAL	0-0-0		0-0-0		0-0-0		
RPI	S	Opponent	Score	RPI	S	Opponent	Score	RPI	S	Opponent	Score	
						85 H Albany (NY)	3 7	120 N St. John's (NY)		0 4		
						85 H Albany (NY)	8 7	126 N Central Conn. St.		5 0		
								126 N Central Conn. St.		0 1		
								142 H Dartmouth		2 8		
								142 H Dartmouth		1 5		
								143 A Georgetown		1 7		
								143 A Georgetown		6 0		
								146 A Delaware		5 3		
								158 A Delaware St.		1 3		
								158 A Delaware St.		0 2		
								180 N Robert Morris		3 2		
								190 A George Mason		2 8		
								190 A George Mason		4 2		
								190 A George Mason		7 8		
								190 A George Mason		1 5		
								190 A George Mason		4 3		
								199 N Army		1 10		
								199 N Army		5 9		
								201 N Monmouth		8 7		
								201 N Monmouth		4 5		
								216 H Columbia		6 3		
				LAST 10 GAMES				216 H Columbia		1 10		
				239 A Princeton	2 3	244 A Siena	4 5	216 H Columbia		3 4		
				239 A Princeton	2 5	216 H Columbia	6 3	216 H Columbia		4 10		
				239 A Princeton	2 0	216 H Columbia	1 10	218 A Penn		0 9		
				239 A Princeton	8 6	216 H Columbia	3 4	218 A Penn		8 9		
				244 A Siena	3 1	216 H Columbia	4 10	218 A Penn		8 9		

Non-Div. I Games:

Cornell

RPI	S	Opponent	Score	
218	A	Penn	9	0
224	A	George Washington	14	16
224	A	George Washington	3	4
238	N	Villanova	2	1
239	A	Princeton	2	5
239	A	Princeton	2	0
239	A	Princeton	2	3
239	A	Princeton	8	6
244	A	Siena	4	5
244	A	Siena	3	1
245	H	Colgate	6	7
273	A	Yale	5	3
273	A	Yale	3	0
285	A	Brown	8	3
285	A	Brown	7	1

Cornell

C
o
r
n
e
l
l

C
o
r
n
e
l
l

Average RPI Win:		227	WON-LOST RECORD		WINNING PCT. RANK		LAST 10 GAMES		STRENGTH OF SCHEDULE		OPP. STRENGTH OF SCHEDULE		TEAM RPI		ADJ RPI		CONF. RPI		ADJ CONF. RPI		
DIV. I ONLY			18-31-1		.37	220	3-7-0		185		221		224		.44209	224	24		24		
DIV. I NON-CONF.			14-19-1		.42647	177	1-1-0		163		221		177		.46526	183	25		25		
TOTALS		RPI 1-25		RPI 26-50		W-L RECORDS		RPI 51-100		RPI 101-150		RPI 150+									
18-31-1		0-4-0		0-3-0		OVERALL		0-5-0		1-3-0		17-16-1									
14-10-1		0-0-0		0-0-0		HOME		0-2-0		0-2-0		14-6-1									
4-12-0		0-2-0		0-1-0		AWAY		0-1-0		1-1-0		3-7-0									
0-9-0		0-2-0		0-2-0		NEUTRAL		0-2-0		0-0-0		0-3-0									
14-19-1		0-4-0		0-3-0		NON-CONFERENCE		0-3-0		1-1-0		13-8-1									
12-4-1		0-0-0		0-0-0		HOME		0-0-0		0-0-0		12-4-1									
2-6-0		0-2-0		0-0-		AWAY		0-1-0		1-1-0		1-1-0									
0-9-0		0-2-0		0-2-0		NEUTRAL		0-2-0		0-0-0		0-3-0									
4-12-0		0-0-0		0-0-0		CONFERENCE		0-2-0		0-2-0		4-8-0									
2-6-0		0-0-0		0-0-0		HOME		0-2-0		0-2-0		2-2-0									
2-6-0		0-0-0		0-0-0		AWAY		0-0-0		0-0-0		2-6-0									
0-0-0		0-0-0		0-0-0		NEUTRAL		0-0-0		0-0-0		0-0-0									
RPI	S	Opponent		Score		RPI	S	Opponent		Score		RPI	S	Opponent		Score					
15	N	Kentucky		0	3	38	N	Northwestern		11	12	53	A	Cal St. Fullerton		0	9				
16	N	Minnesota		0	3	38	N	Northwestern		3	10	55	H	Fordham		0	2				
19	A	LSU		4	8	42	A	Long Beach St.		0	8	55	H	Fordham		2	10				
19	A	LSU		4	14							68	N	Kent St.		4	6				
												68	N	Kent St.		2	6				
												130	A	UNC Greensboro		2	1				
												143	A	Georgetown		4	5				
												148	H	Saint Louis		4	7				
												148	H	Saint Louis		4	5				
												171	N	Penn St.		1	9				
												174	H	Binghamton		5	2				
												181	A	Saint Joseph's		5	7				
												181	A	Saint Joseph's		0	11				
												190	A	George Mason		5	8				
												190	A	George Mason		2	8				
												191	H	Saint Francis (PA)		6	2				
												191	H	Saint Francis (PA)		10	8				
												193	A	Hampton		5	4				
												193	A	Hampton		3	7				
												193	N	Hampton		1	7				
												199	N	Army		2	4				
												217	H	Dayton		3	0				
												217	H	Dayton		2	8				
												223	H	Cornell		16	14				
												223	H	Cornell		4	3				
												226	H	Mt. St. Mary's		5	3				
												226	H	Mt. St. Mary's		2	2				
												226	H	Mt. St. Mary's		1	7				
												232	H	UMBC		6	10				
												237	H	La Salle		9	0				
												237	H	La Salle		3	7				
												242	H	Wagner		8	3				
LAST 10 GAMES																					
271 A Rhode Island						2	6	148 H Saint Louis						4	7						
271 A Rhode Island						7	6	143 A Georgetown						4	5						
217 H Dayton						2	8	181 A Saint Joseph's						0	11						
217 H Dayton						3	0	181 A Saint Joseph's						5	7						
148 H Saint Louis						4	5	193 A Hampton						5	4						

Non-Div. I Games:

George Washington

RPI	S	Opponent	Score	
243	H	Manhattan	8	4
243	H	Manhattan	6	1
245	H	Colgate	1	3
245	H	Colgate	9	1
267	A	St. Bonaventure	8	0
267	A	St. Bonaventure	3	5
271	A	Rhode Island	2	6
271	A	Rhode Island	7	6
285	H	Brown	3	0
288	H	Howard	6	1
288	H	Howard	1	2

George Washington

G
e
o
r
g
e
W
a
s
h
i
n
g
t
o
n

G
e
o
r
g
e
W
a
s
h
i
n
g
t
o
n

Average RPI Win:	210	WON-LOST RECORD	WINNING PCT. RANK	LAST 10 GAMES	STRENGTH OF SCHEDULE	OPP. STRENGTH OF SCHEDULE	TEAM RPI	ADJ RPI	CONF. RPI	ADJ CONF. RPI				
Average RPI Loss:	136													
DIV. I ONLY		18-32-0	.36	226	2-8-0	217	191	237	.43909	225	22	21		
DIV. I NON-CONF.		10-14-0	.41667	182	0-0-0	238	167	217	.45249	205	21	21		
<hr/>														
TOTALS	RPI 1-25	RPI 26-50		W-L RECORDS		RPI 51-100		RPI 101-150		RPI 150+				
18-32-0	0-1-0	1-2-0		OVERALL		0-9-0		4-9-0		13-11-0				
9-11-0	0-0-0	0-0-0		HOME		0-2-0		2-6-0		7-3-0				
6-15-0	0-1-0	0-0-0		AWAY		0-5-0		1-3-0		5-6-0				
3-6-0	0-0-0	1-2-0		NEUTRAL		0-2-0		1-0-0		1-2-0				
10-14-0	0-1-0	1-2-0		NON-CONFERENCE		0-2-0		2-4-0		7-5-0				
4-2-0	0-0-0	0-0-0		HOME		0-0-0		1-2-0		3-0-0				
3-6-0	0-1-0	0-0-		AWAY		0-0-0		0-2-0		3-3-0				
3-6-0	0-0-0	1-2-0		NEUTRAL		0-2-0		1-0-0		1-2-0				
8-18-0	0-0-0	0-0-0		CONFERENCE		0-7-0		2-5-0		6-6-0				
5-9-0	0-0-0	0-0-0		HOME		0-2-0		1-4-0		4-3-0				
3-9-0	0-0-0	0-0-0		AWAY		0-5-0		1-1-0		2-3-0				
0-0-0	0-0-0	0-0-0		NEUTRAL		0-0-0		0-0-0		0-0-0				
RPI	S	Opponent	Score		RPI	S	Opponent	Score		RPI	S	Opponent	Score	
18	A	South Ala.	0	12	40	N	UAB	1	4	90	A	SIU Edwardsville	2	10
					46	N	McNeese St.	7	3	90	A	SIU Edwardsville	0	8
					46	N	McNeese St.	1	16	94	N	Ohio	2	5
										95	A	Eastern Ill.	2	3
										95	A	Eastern Ill.	1	2
										95	A	Eastern Ill.	3	4
										99	H	Jacksonville St.	0	13
										99	H	Jacksonville St.	0	5
										100	N	Syracuse	0	9

Non-Div. I Games: Trevecca Nazarene 1 0 Trevecca Nazarene 3 2

Austin Peay

Austin Peay

Average RPI Win:	219	WON-LOST RECORD	WINNING PCT. RANK	LAST 10 GAMES	STRENGTH OF SCHEDULE	OPP. STRENGTH OF SCHEDULE	TEAM RPI	ADJ RPI	CONF. RPI	ADJ CONF. RPI	
Average RPI Loss:	182										
DIV. I ONLY	19-24-1	.44318	181	2-8-0	242	255	227	.43808	226	23	23
DIV. I NON-CONF.	12-15-1	.44643	166	0-1-0	275	277	240	.42554	240	23	24
<hr/>											
TOTALS	RPI 1-25	RPI 26-50		W-L RECORDS		RPI 51-100		RPI 101-150		RPI 150+	
19-24-1	0-0-0	0-0-0		OVERALL		0-1-0		1-5-0		18-18-1	
8-5-0	0-0-0	0-0-0		HOME		0-0-0		0-0-0		8-5-0	
4-14-1	0-0-0	0-0-0		AWAY		0-1-0		0-5-0		4-8-1	
7-5-0	0-0-0	0-0-0		NEUTRAL		0-0-0		1-0-0		6-5-0	
<hr/>											
12-15-1	0-0-0	0-0-0		NON-CONFERENCE		0-1-0		1-1-0		11-13-1	
2-3-0	0-0-0	0-0-0		HOME		0-0-0		0-0-0		2-3-0	
3-7-1	0-0-0	0-0-		AWAY		0-1-0		0-1-0		3-5-1	
7-5-0	0-0-0	0-0-0		NEUTRAL		0-0-0		1-0-0		6-5-0	
<hr/>											
7-9-0	0-0-0	0-0-0		CONFERENCE		0-0-0		0-4-0		7-5-0	
6-2-0	0-0-0	0-0-0		HOME		0-0-0		0-0-0		6-2-0	
1-7-0	0-0-0	0-0-0		AWAY		0-0-0		0-4-0		1-3-0	
0-0-0	0-0-0	0-0-0		NEUTRAL		0-0-0		0-0-0		0-0-0	
<hr/>											
RPI S	Opponent	Score	RPI S	Opponent	Score	RPI S	Opponent	Score	RPI S	Opponent	Score
						84 A	North Florida	2 3	101 A	Jacksonville	1 6
									102 A	Bryant	0 2
									102 A	Bryant	1 4
									103 N	Fla. Atlantic	1 0
									126 A	Central Conn. St.	2 3
									126 A	Central Conn. St.	0 2
									158 A	Delaware St.	1 5
									158 A	Delaware St.	2 1
									159 H	LIU Brooklyn	1 0
									159 H	LIU Brooklyn	3 0
									166 H	Towson	1 3
									174 A	Binghamton	4 5
									174 N	Binghamton	0 1
									180 H	Robert Morris	0 10
									180 H	Robert Morris	1 0
									188 A	Fairleigh Dickinson	1 0
									188 A	Fairleigh Dickinson	1 2
									191 A	Saint Francis (PA)	2 3
									191 A	Saint Francis (PA)	0 4
									195 N	Youngstown St.	2 4
									200 A	Bethune-Cookman	0 1
									200 N	Bethune-Cookman	3 2
									210 N	Western Mich.	1 2
									219 H	Bowling Green	5 9
									219 H	Bowling Green	0 1
									224 A	George Washington	2 2
									224 A	George Washington	3 5
<hr/>											
			LAST 10 GAMES								
			191 A	Saint Francis (PA)	0 4	102 A	Bryant	1 4	210 N	Western Mich.	1 2
			191 A	Saint Francis (PA)	2 3	166 H	Towson	1 3	219 H	Bowling Green	5 9
			126 A	Central Conn. St.	2 3	242 H	Wagner	2 1	219 H	Bowling Green	0 1
			126 A	Central Conn. St.	0 2	242 H	Wagner	1 3	224 A	George Washington	2 2
			102 A	Bryant	0 2	159 H	LIU Brooklyn	3 0	224 A	George Washington	3 5

Non-Div. I Games:

Mt. St. Mary's

RPI	S	Opponent	Score	
224	A	George Washington	7	1
230	N	Temple	1	0
232	A	UMBC	5	0
233	N	Toledo	12	11
237	N	La Salle	9	0
242	H	Wagner	1	3
242	H	Wagner	2	1
251	N	Ill.-Chicago	5	2
255	N	UMass Lowell	8	9
256	N	Oakland	4	9
262	N	Savannah St.	9	6
265	H	Sacred Heart	2	0
265	H	Sacred Heart	1	0
279	A	Coppin St.	5	6
288	H	Howard	12	3
288	H	Howard	5	0

Mt. St. Mary's

M
t
.
S
t
.
M
a
r
y
'
s

M
t
.
S
t
.
M
a
r
y
'
s

Average RPI Win: 219		WON-LOST	WINNING	LAST 10	STRENGTH OF		OPP. STRENGTH	TEAM	ADJ	CONF.	ADJ CONF.
Average RPI Loss: 138		RECORD	PCT. RANK	GAMES	SCHEDULE		OF SCHEDULE	RPI	RPI	RPI	RPI
DIV. I ONLY		19-34-0	.35849	227	5-5-0		199	218	231	.43787	227
DIV. I NON-CONF.		8-24-0	.25	253	0-0-0		153	183	241	.43039	234
TOTALS		RPI 1-25	RPI 26-50		W-L RECORDS		RPI 51-100		RPI 101-150		RPI 150+
19-34-0		0-2-0	0-0-0		OVERALL		1-6-0		0-11-0		18-15-0
6-4-0		0-0-0	0-0-0		HOME		1-0-0		0-0-0		5-4-0
10-13-0		0-0-0	0-0-0		AWAY		0-4-0		0-7-0		10-2-0
3-17-0		0-2-0	0-0-0		NEUTRAL		0-2-0		0-4-0		3-9-0
8-24-0		0-2-0	0-0-0		NON-CONFERENCE		1-6-0		0-7-0		7-9-0
1-0-0		0-0-0	0-0-0		HOME		1-0-0		0-0-0		0-0-0
4-9-0		0-0-0	0-0-		AWAY		0-4-0		0-3-0		4-2-0
3-15-0		0-2-0	0-0-0		NEUTRAL		0-2-0		0-4-0		3-7-0
11-10-0		0-0-0	0-0-0		CONFERENCE		0-0-0		0-4-0		11-6-0
5-4-0		0-0-0	0-0-0		HOME		0-0-0		0-0-0		5-4-0
6-4-0		0-0-0	0-0-0		AWAY		0-0-0		0-4-0		6-0-0
0-2-0		0-0-0	0-0-0		NEUTRAL		0-0-0		0-0-0		0-2-0
RPI S	Opponent	Score		RPI S	Opponent	Score		RPI S	Opponent	Score	
13 N	Tennessee	3	8					52 A	Texas Tech	1	6
13 N	Tennessee	0	8					52 A	Texas Tech	1	9
								52 N	Texas Tech	6	14
								60 A	Ga. Southern	1	9
								78 A	Colorado St.	5	6
								78 H	Colorado St.	9	8
								93 N	Furman	1	5
								104 A	Ole Miss	0	2
								110 A	Winthrop	7	8
								124 N	Iowa St.	1	9
								125 A	Idaho St.	8	9
								125 A	Idaho St.	4	6
								125 A	Idaho St.	2	3
								125 A	Idaho St.	0	12
								129 N	Buffalo	1	4
								134 N	Texas-Arlington	3	8
								139 A	Missouri St.	1	4
								148 N	Saint Louis	7	10
								152 A	New Mexico St.	3	4
								152 N	New Mexico St.	2	3
								154 N	Western Ill.	0	8
								165 N	UT Martin	0	1
								169 H	Southern Utah	9	1
								169 H	Southern Utah	5	17
								169 H	Southern Utah	6	5
								180 N	Robert Morris	1	3
								182 A	Weber St.	10	9
								182 A	Weber St.	3	0
								182 A	Weber St.	4	3
								182 N	Weber St.	3	8
								189 H	Sacramento St.	1	9
								189 H	Sacramento St.	8	1
								189 H	Sacramento St.	2	10
								189 N	Sacramento St.	0	4
LAST 10 GAMES											
				189 N	Sacramento St.	0	4	278 A	North Dakota	21	7
				125 A	Idaho St.	2	3	278 A	North Dakota	10	6
				169 H	Southern Utah	5	17	278 A	North Dakota	10	2
				169 H	Southern Utah	9	1	125 A	Idaho St.	4	6
				169 H	Southern Utah	6	5	125 A	Idaho St.	8	9

Non-Div. I Games: Abilene Christian 10 6

Northern Colo.

RPI	S	Opponent	Score	
196	A	Central Ark.	7	12
196	A	Central Ark.	9	1
214	N	A&M-Corpus Christi	8	3
219	N	Bowling Green	2	6
231	N	Gardner-Webb	2	8
242	N	Wagner	12	1
247	A	UMKC	6	5
247	A	UMKC	5	0
247	A	UMKC	6	2
256	N	Oakland	0	5
256	N	Oakland	11	7
263	H	Portland St.	1	9
263	H	Portland St.	17	5
263	H	Portland St.	19	2
278	A	North Dakota	10	2
278	A	North Dakota	10	6
278	A	North Dakota	21	7

Northern Colo.

N
o
r
t
h
e
r
n
C
o
l
o
.

N
o
r
t
h
e
r
n
C
o
l
o
.

Average RPI Win:		221	WON-LOST RECORD		WINNING PCT. RANK		LAST 10 GAMES		STRENGTH OF SCHEDULE		OPP. STRENGTH OF SCHEDULE		TEAM RPI		ADJ RPI		CONF. RPI		ADJ CONF. RPI				
DIV. I ONLY			18-40-0		.31034	245	4-6-0		175		193		240		.43619	228	25		25				
DIV. I NON-CONF.			9-31-0		.225	260	0-4-0		127		155		238		.43425	229	24		22				
TOTALS		RPI 1-25		RPI 26-50		W-L RECORDS		RPI 51-100		RPI 101-150		RPI 150+											
18-40-0		0-3-0		0-2-0		OVERALL		1-12-0		1-8-0		16-15-0											
2-12-0		0-0-0		0-0-0		HOME		0-3-0		0-4-0		2-5-0											
5-15-0		0-2-0		0-1-0		AWAY		0-5-0		0-1-0		5-6-0											
11-13-0		0-1-0		0-1-0		NEUTRAL		1-4-0		1-3-0		9-4-0											
9-31-0		0-3-0		0-2-0		NON-CONFERENCE		1-12-0		1-5-0		7-9-0											
2-7-0		0-0-0		0-0-0		HOME		0-3-0		0-1-0		2-3-0											
0-11-0		0-2-0		0-0-		AWAY		0-5-0		0-1-0		0-2-0											
7-13-0		0-1-0		0-1-0		NEUTRAL		1-4-0		1-3-0		5-4-0											
9-9-0		0-0-0		0-0-0		CONFERENCE		0-0-0		0-3-0		9-6-0											
0-5-0		0-0-0		0-0-0		HOME		0-0-0		0-3-0		0-2-0											
5-4-0		0-0-0		0-0-0		AWAY		0-0-0		0-0-0		5-4-0											
4-0-0		0-0-0		0-0-0		NEUTRAL		0-0-0		0-0-0		4-0-0											
RPI	S	Opponent		Score		RPI	S	Opponent		Score		RPI	S	Opponent		Score							
5	A	Oregon		4	5	42	A	Long Beach St.		0	8	56	N	UC Santa Barbara		0	7	117	N	Creighton		4	1
5	A	Oregon		0	8	42	N	Long Beach St.		1	8	61	A	Utah		4	14	125	A	Idaho St.		7	8
20	N	Michigan		1	7							61	A	Utah		3	12	125	H	Idaho St.		8	9
												61	H	Utah		2	6	125	N	Idaho St.		3	7
												61	H	Utah		1	8	127	N	Nevada		0	9
												66	N	Ohio St.		0	8	134	N	Texas-Arlington		0	6
												73	N	Omaha		0	4	145	H	Grand Canyon		3	8
												77	A	BYU		8	11	145	H	Grand Canyon		3	8
												77	A	BYU		2	7	145	H	Grand Canyon		4	14
												77	H	BYU		0	9	152	H	New Mexico St.		6	15
												82	N	Boise St.		1	8	152	H	New Mexico St.		3	6
												85	N	Albany (NY)		3	0	152	N	New Mexico St.		7	6
												92	A	UNLV		2	7	152	N	New Mexico St.		4	1
																		169	H	Southern Utah		5	3
																		169	H	Southern Utah		3	7
																		182	A	Weber St.		4	5
																		182	A	Weber St.		4	12
																		182	N	Weber St.		0	8
																		197	H	Utah St.		7	8
																		197	H	Utah St.		1	4
																		197	N	Utah St.		9	10
																		233	N	Toledo		1	3
																		243	N	Manhattan		9	8
																		244	N	Siena		4	7
																		244	N	Siena		3	1
																		246	A	Bakersfield		9	4
																		246	A	Bakersfield		4	1
LAST 10 GAMES																							
																		77	A	BYU		2	7
																		152	N	New Mexico St.		7	6
																		5	A	Oregon		0	8
																		5	A	Oregon		4	5
																		152	H	New Mexico St.		6	15
																		152	H	New Mexico St.		3	6

Non-Div. I Games:

Utah Valley

Utah Valley

Average RPI Win:	228	WON-LOST RECORD	WINNING PCT. RANK	LAST 10 GAMES	STRENGTH OF SCHEDULE	OPP. STRENGTH OF SCHEDULE	TEAM RPI	ADJ RPI	CONF. RPI	ADJ CONF. RPI		
DIV. I ONLY		18-38-0	.32143	243	2-8-0	183	204	238	.43602	229	22	21
DIV. I NON-CONF.		12-18-0	.4	192	0-0-0	150	201	181	.46859	179	21	21
<hr/>												
TOTALS	RPI 1-25	RPI 26-50		W-L RECORDS		RPI 51-100		RPI 101-150		RPI 150+		
18-38-0	0-4-0	0-2-0		OVERALL		0-10-0		4-9-0		14-13-0		
8-17-0	0-0-0	0-0-0		HOME		0-7-0		3-5-0		5-5-0		
5-16-0	0-3-0	0-1-0		AWAY		0-2-0		0-3-0		5-7-0		
5-5-0	0-1-0	0-1-0		NEUTRAL		0-1-0		1-1-0		4-1-0		
12-18-0	0-4-0	0-2-0		NON-CONFERENCE		0-3-0		3-3-0		9-6-0		
7-7-0	0-0-0	0-0-0		HOME		0-0-0		2-2-0		5-5-0		
0-6-0	0-3-0	0-0-		AWAY		0-2-0		0-0-0		0-0-0		
5-5-0	0-1-0	0-1-0		NEUTRAL		0-1-0		1-1-0		4-1-0		
6-20-0	0-0-0	0-0-0		CONFERENCE		0-7-0		1-6-0		5-7-0		
1-10-0	0-0-0	0-0-0		HOME		0-7-0		1-3-0		0-0-0		
5-10-0	0-0-0	0-0-0		AWAY		0-0-0		0-3-0		5-7-0		
0-0-0	0-0-0	0-0-0		NEUTRAL		0-0-0		0-0-0		0-0-0		
RPI S	Opponent	Score	RPI S	Opponent	Score	RPI S	Opponent	Score	RPI S	Opponent	Score	
2 A	Georgia	3 8	32 A	Lipscomb	2 10	60 A	Ga. Southern	0 3	111 H	Samford	4 12	
3 N	Alabama	0 12	48 N	Virginia Tech	0 5	60 A	Ga. Southern	1 13	111 H	Samford	3 4	
9 A	Arizona St.	3 10				90 H	SIU Edwardsville	2 4	112 H	Murray St.	0 3	
11 A	Arizona	1 10				90 H	SIU Edwardsville	1 2	112 H	Murray St.	1 8	
						95 H	Eastern Ill.	0 2	132 H	Eastern Ky.	4 1	
						95 H	Eastern Ill.	0 1	132 H	Eastern Ky.	0 1	
						96 N	Troy	0 7	145 N	Grand Canyon	6 7	
						99 H	Jacksonville St.	0 7	145 N	Grand Canyon	3 2	
						99 H	Jacksonville St.	0 10	148 H	Saint Louis	4 3	
						99 H	Jacksonville St.	0 6	148 H	Saint Louis	3 0	
									149 A	Tennessee Tech	1 8	
									149 A	Tennessee Tech	0 7	
									149 A	Tennessee Tech	1 8	
									165 A	UT Martin	3 4	
									165 A	UT Martin	5 6	
									178 H	Indiana St.	0 3	
									184 N	New Mexico	6 4	
									195 H	Youngstown St.	0 1	
									203 N	East Tenn. St.	3 2	
									210 H	Western Mich.	2 3	
									211 N	Miami (OH)	0 8	
									217 H	Dayton	3 4	
			LAST 10 GAMES									
			266 A	Belmont	2 5	252 A	Morehead St.	2 4	225 A	Austin Peay	12 11	
			266 A	Belmont	5 3	95 H	Eastern Ill.	0 1	225 A	Austin Peay	0 2	
			266 A	Belmont	4 1	95 H	Eastern Ill.	0 2	230 H	Temple	7 5	
			252 A	Morehead St.	2 3	90 H	SIU Edwardsville	2 4	252 A	Morehead St.	0 1	
			252 A	Morehead St.	0 1	90 H	SIU Edwardsville	1 2	252 A	Morehead St.	2 3	

Non-Div. I Games:

Tennessee St.

RPI	S	Opponent	Score	
252	A	Morehead St.	2	4
254	N	Middle Tenn.	7	1
254	N	Middle Tenn.	5	1
264	H	Holy Cross	5	2
264	H	Holy Cross	2	7
266	A	Belmont	5	3
266	A	Belmont	4	1
266	A	Belmont	2	5
269	A	Southeast Mo. St.	4	3
269	A	Southeast Mo. St.	3	1
276	H	N.C. A&T	5	4
289	H	Ark.-Pine Bluff	6	0
289	H	Ark.-Pine Bluff	8	0

Tennessee St.

T
e
n
n
e
s
s
e
e
s
t
.

T
e
n
n
e
s
s
e
e
s
t
.

Average RPI Win: 207		WON-LOST	WINNING	LAST 10	STRENGTH OF		OPP. STRENGTH	TEAM	ADJ	CONF.	ADJ CONF.		
Average RPI Loss: 125		RECORD	PCT. RANK	GAMES	SCHEDULE		OF SCHEDULE	RPI	RPI	RPI	RPI		
DIV. I ONLY		15-30-0	.33333	237	0-10-0		176	163	229	.43578	230	9	8
DIV. I NON-CONF.		10-15-0	.4	192	0-2-0		263	272	250	.41859	251	8	7
TOTALS		RPI 1-25	RPI 26-50		W-L RECORDS		RPI 51-100		RPI 101-150		RPI 150+		
15-30-0	0-0-0	0-11-0		OVERALL		2-3-0		0-3-0		13-13-0			
2-5-0	0-0-0	0-4-0		HOME		2-1-0		0-0-0		0-0-0			
6-14-0	0-0-0	0-6-0		AWAY		0-2-0		0-0-0		6-6-0			
7-11-0	0-0-0	0-1-0		NEUTRAL		0-0-0		0-3-0		7-7-0			
10-15-0	0-0-0	0-0-0		NON-CONFERENCE		0-2-0		0-3-0		10-10-0			
0-0-0	0-0-0	0-0-0		HOME		0-0-0		0-0-0		0-0-0			
3-5-0	0-0-0	0-0-		AWAY		0-2-0		0-0-0		3-3-0			
7-10-0	0-0-0	0-0-0		NEUTRAL		0-0-0		0-3-0		7-7-0			
5-15-0	0-0-0	0-11-0		CONFERENCE		2-1-0		0-0-0		3-3-0			
2-5-0	0-0-0	0-4-0		HOME		2-1-0		0-0-0		0-0-0			
3-9-0	0-0-0	0-6-0		AWAY		0-0-0		0-0-0		3-3-0			
0-1-0	0-0-0	0-1-0		NEUTRAL		0-0-0		0-0-0		0-0-0			
RPI S	Opponent	Score	RPI S	Opponent	Score	RPI S	Opponent	Score	RPI S	Opponent	Score		
			37 H	South Fla.	1 3	88 H	Rutgers	14 6	103 N	Fla. Atlantic	0 1		
			37 H	South Fla.	1 7	88 H	Rutgers	0 2	114 N	Kennesaw St.	4 5		
			37 H	South Fla.	0 8	88 H	Rutgers	5 3	131 N	Akron	0 8		
			37 H	South Fla.	0 12	98 A	Stony Brook	1 2	151 A	Memphis	1 0		
			43 A	Louisville	6 14	98 A	Stony Brook	0 8	151 A	Memphis	0 1		
			43 A	Louisville	0 5				151 A	Memphis	4 6		
			43 A	Louisville	3 11				166 A	Towson	0 7		
			43 N	Louisville	3 5				166 A	Towson	6 5		
			47 A	Houston	6 7				178 N	Indiana St.	0 6		
			47 A	Houston	0 8				191 N	Saint Francis (PA)	7 4		
			47 A	Houston	0 8				196 N	Central Ark.	3 11		
									204 A	UConn	4 2		
									204 A	UConn	4 5		
									204 A	UConn	3 2		
									210 N	Western Mich.	8 4		
									210 N	Western Mich.	11 3		
									217 N	Dayton	2 3		
									218 A	Penn	3 4		
									221 N	Loyola Marymount	1 2		
									226 N	Mt. St. Mary's	0 1		
									229 A	Tennessee St.	5 7		
									243 N	Manhattan	13 3		
			43 N	Louisville	3 5	43 A	Louisville	3 11	248 N	Niagara	0 4		
			37 H	South Fla.	0 12	43 A	Louisville	6 14	248 N	Niagara	7 4		
			37 H	South Fla.	1 7	43 A	Louisville	0 5	265 N	Sacred Heart	2 3		
			37 H	South Fla.	0 8	98 A	Stony Brook	0 8	265 N	Sacred Heart	4 0		
			37 H	South Fla.	1 3	98 A	Stony Brook	1 2	274 A	Lafayette	10 1		

Non-Div. I Games:

Temple

RPI	S	Opponent	Score	
274	A	Lafayette	4	0
282	N	Saint Peter's	6	5

Temple

T
e
m
p
l
e

T
e
m
p
l
e

Average RPI Win:		210	WON-LOST RECORD		WINNING PCT. RANK		LAST 10 GAMES		STRENGTH OF SCHEDULE		OPP. STRENGTH OF SCHEDULE		TEAM RPI		ADJ RPI		CONF. RPI		ADJ CONF. RPI				
DIV. I ONLY			16-36-0		.30769	246	3-7-0		140		213		230		.43577	231	16		16				
DIV. I NON-CONF.			10-18-0		.35714	208	0-0-0		133		252		203		.45088	208	16		16				
TOTALS		RPI 1-25		RPI 26-50		W-L RECORDS		RPI 51-100		RPI 101-150		RPI 150+											
16-36-0		0-1-0		0-3-0		OVERALL		0-8-0		4-11-0		12-13-0											
8-14-0		0-0-0		0-2-0		HOME		0-3-0		2-6-0		6-3-0											
5-14-0		0-1-0		0-1-0		AWAY		0-4-0		1-3-0		4-3-0											
3-8-0		0-0-0		0-0-0		NEUTRAL		0-0-0		1-1-0		2-7-0											
10-18-0		0-1-0		0-3-0		NON-CONFERENCE		0-2-0		3-4-0		7-8-0											
6-5-0		0-0-0		0-2-0		HOME		0-0-0		1-2-0		5-1-0											
1-6-0		0-1-0		0-0-		AWAY		0-2-0		1-1-0		0-1-0											
3-7-0		0-0-0		0-0-0		NEUTRAL		0-0-0		1-1-0		2-6-0											
6-18-0		0-0-0		0-0-0		CONFERENCE		0-6-0		1-7-0		5-5-0											
2-9-0		0-0-0		0-0-0		HOME		0-3-0		1-4-0		1-2-0											
4-8-0		0-0-0		0-0-0		AWAY		0-3-0		0-3-0		4-2-0											
0-1-0		0-0-0		0-0-0		NEUTRAL		0-0-0		0-0-0		0-1-0											
RPI	S	Opponent		Score		RPI	S	Opponent		Score		RPI	S	Opponent		Score							
2	A	Georgia		1	5	29	H	USC Upstate		0	1	57	A	Coastal Caro.		0	9	110	A	Winthrop		1	9
						29	H	USC Upstate		0	6	57	A	Coastal Caro.		1	8	110	A	Winthrop		0	6
						31	A	South Carolina		0	7	57	A	Coastal Caro.		0	6	110	A	Winthrop		1	2
												64	H	Longwood		3	4	111	H	Samford		0	4
												64	H	Longwood		0	8	111	H	Samford		12	11
												64	H	Longwood		1	5	111	H	Samford		4	5
												93	A	Furman		1	2	112	N	Murray St.		2	4
												93	A	Furman		2	3	130	A	UNC Greensboro		5	15
																		130	A	UNC Greensboro		3	2
																		138	H	Campbell		2	1
																		138	H	Campbell		2	6
																		138	H	Campbell		1	3
																		143	N	Georgetown		2	1
																		144	H	Charleston So.		1	2
																		144	H	Charleston So.		0	5
																		153	A	Radford		2	9
																		153	A	Radford		3	0
																		153	A	Radford		2	5
																		155	H	Charlotte		0	8
																		155	H	Charlotte		6	3
																		164	N	Boston U.		0	4
																		176	H	Presbyterian		1	4
																		176	H	Presbyterian		5	2
																		176	H	Presbyterian		6	8
																		180	N	Robert Morris		0	5
																		187	N	Cleveland St.		2	12
																		207	N	UNC Wilmington		2	12
				LAST 10 GAMES																			
																		257	N	Liberty		5	8
																		153	A	Radford		2	9
																		153	A	Radford		3	0
																		153	A	Radford		2	5
																		176	H	Presbyterian		5	2

Non-Div. I Games:

Gardner-Webb

RPI	S	Opponent	Score	
227	N	Northern Colo.	8	2
242	N	Wagner	4	3
257	A	Liberty	5	3
257	A	Liberty	6	5
257	A	Liberty	13	10
257	N	Liberty	5	8
276	H	N.C. A&T	8	6
276	H	N.C. A&T	5	3
276	N	N.C. A&T	2	3
277	A	Alabama St.	2	3
283	H	South Carolina St.	7	1
283	H	South Carolina St.	10	0
290	N	Alabama A&M	6	7

Gardner-Webb

Gardner-Webb

Gardner-Webb

Average RPI Win: 237 Average RPI Loss: 181		WON-LOST RECORD	WINNING PCT. RANK	LAST 10 GAMES	STRENGTH OF SCHEDULE	OPP. STRENGTH OF SCHEDULE	TEAM RPI	ADJ RPI	CONF. RPI	ADJ CONF. RPI		
DIV. I ONLY		31-22-0	.58491	89	4-6-0	286	256	217	.43465	232	21	22
DIV. I NON-CONF.		23-11-0	.67647	53	1-1-0	293	291	215	.4333	230	22	23
<hr/>												
TOTALS		RPI 1-25		RPI 26-50		W-L RECORDS		RPI 51-100		RPI 101-150		RPI 150+
31-22-0		0-0-0		0-0-0		OVERALL		0-6-0		1-1-0		30-15-0
11-11-0		0-0-0		0-0-0		HOME		0-5-0		0-1-0		11-5-0
12-9-0		0-0-0		0-0-0		AWAY		0-1-0		0-0-0		12-8-0
8-2-0		0-0-0		0-0-0		NEUTRAL		0-0-0		1-0-0		7-2-0
<hr/>												
23-11-0		0-0-0		0-0-0		NON-CONFERENCE		0-0-0		1-1-0		22-10-0
8-6-0		0-0-0		0-0-0		HOME		0-0-0		0-1-0		8-5-0
7-4-0		0-0-0		0-0-		AWAY		0-0-0		0-0-0		7-4-0
8-1-0		0-0-0		0-0-0		NEUTRAL		0-0-0		1-0-0		7-1-0
<hr/>												
8-11-0		0-0-0		0-0-0		CONFERENCE		0-6-0		0-0-0		8-5-0
3-5-0		0-0-0		0-0-0		HOME		0-5-0		0-0-0		3-0-0
5-5-0		0-0-0		0-0-0		AWAY		0-1-0		0-0-0		5-4-0
0-1-0		0-0-0		0-0-0		NEUTRAL		0-0-0		0-0-0		0-1-0
<hr/>												
RPI	S	Opponent	Score	RPI	S	Opponent	Score	RPI	S	Opponent	Score	
						85 H Albany (NY)	3 5			143 H Georgetown	6 8	
						85 H Albany (NY)	1 6			146 N Delaware	8 5	
						85 H Albany (NY)	0 8			161 A Maine	3 0	
						98 A Stony Brook	1 16			161 A Maine	0 8	
						98 H Stony Brook	1 2			161 A Maine	7 6	
						98 H Stony Brook	2 3			162 A Elon	3 2	
										166 A Towson	0 8	
										173 N Iona	10 8	
										173 N Iona	13 9	
										174 A Binghamton	2 6	
										174 A Binghamton	1 3	
										174 A Binghamton	6 9	
										174 N Binghamton	1 2	
										186 H Drexel	3 0	
										193 H Hampton	6 1	
										201 N Monmouth	7 3	
										207 A UNC Wilmington	3 4	
										207 A UNC Wilmington	5 3	
										224 A George Washington	10 6	
										226 H Mt. St. Mary's	0 5	
										237 H La Salle	4 0	
										237 H La Salle	3 5	
										248 H Niagara	3 5	
						174 N Binghamton	1 2			248 N Niagara	3 1	
						98 A Stony Brook	1 16			255 H UMass Lowell	10 2	
						85 H Albany (NY)	1 6			255 H UMass Lowell	7 5	
						85 H Albany (NY)	0 8			255 H UMass Lowell	6 2	
						85 H Albany (NY)	3 5					

Non-Div. I Games:

UMBC

RPI	S	Opponent	Score	
257	N	Liberty	0	12
261	A	Norfolk St.	8	1
261	A	Norfolk St.	2	3
261	N	Norfolk St.	5	3
265	H	Sacred Heart	14	10
265	H	Sacred Heart	1	2
268	A	Hartford	7	5
268	A	Hartford	5	4
268	A	Hartford	10	0
271	H	Rhode Island	2	1
271	H	Rhode Island	9	1
271	H	Rhode Island	6	0
282	H	Saint Peter's	2	4
282	H	Saint Peter's	10	0
286	A	UMES	13	0
286	A	UMES	7	4
286	A	UMES	3	4
286	A	UMES	3	2
288	N	Howard	10	0
288	N	Howard	10	6

UMBC

U
M
B
C

U
M
B
C

[illegible]

Non-Div. I Games:

Toledo

Toledo

Average RPI Win:		209	WON-LOST RECORD		WINNING PCT. RANK	LAST 10 GAMES	STRENGTH OF SCHEDULE		OPP. STRENGTH OF SCHEDULE	TEAM RPI	ADJ RPI	CONF. RPI	ADJ CONF. RPI
Average RPI Loss:		132	13-37-0		.26 262	3-7-0	145		186	243	.4326 234	17	17
DIV. I ONLY			9-21-0		.3 235	0-2-0	155		187	227	.44403 221	18	18
DIV. I NON-CONF.													
TOTALS		RPI 1-25	RPI 26-50		W-L RECORDS		RPI 51-100		RPI 101-150		RPI 150+		
13-37-0		0-1-0	0-3-0		OVERALL		1-10-0		0-8-0		12-15-0		
1-7-0		0-0-0	0-0-0		HOME		0-2-0		0-2-0		1-3-0		
6-16-0		0-1-0	0-1-0		AWAY		1-5-0		0-2-0		5-7-0		
6-14-0		0-0-0	0-2-0		NEUTRAL		0-3-0		0-4-0		6-5-0		
9-21-0		0-1-0	0-3-0		NON-CONFERENCE		1-6-0		0-2-0		8-9-0		
0-2-0		0-0-0	0-0-0		HOME		0-2-0		0-0-0		0-0-0		
3-9-0		0-1-0	0-0-		AWAY		1-3-0		0-0-0		2-4-0		
6-10-0		0-0-0	0-2-0		NEUTRAL		0-1-0		0-2-0		6-5-0		
4-16-0		0-0-0	0-0-0		CONFERENCE		0-4-0		0-6-0		4-6-0		
1-5-0		0-0-0	0-0-0		HOME		0-0-0		0-2-0		1-3-0		
3-7-0		0-0-0	0-0-0		AWAY		0-2-0		0-2-0		3-3-0		
0-4-0		0-0-0	0-0-0		NEUTRAL		0-2-0		0-2-0		0-0-0		
RPI S	Opponent	Score	RPI S	Opponent	Score	RPI S	Opponent	Score	RPI S	Opponent	Score		
25 A	Notre Dame	2 12	29 A	USC Upstate	0 8	51 A	FIU	5 4	118 H	Central Mich.	7 9		
			33 N	Hofstra	0 8	51 A	FIU	1 6	118 H	Central Mich.	1 7		
			33 N	Hofstra	1 4	54 H	IPFW	4 7	128 N	IUPUI	0 9		
						54 H	IPFW	0 9	129 A	Buffalo	4 6		
						75 A	Ball St.	0 8	129 A	Buffalo	0 7		
						75 A	Ball St.	3 11	131 N	Akron	1 2		
						76 N	Arkansas	0 13	131 N	Akron	1 2		
						89 A	FGCU	0 12	136 N	Harvard	0 3		
						89 A	FGCU	2 7	157 H	Northern Ill.	6 8		
						94 N	Ohio	4 14	157 H	Northern Ill.	4 3		
						94 N	Ohio	4 12	159 N	LIU Brooklyn	4 9		
									159 N	LIU Brooklyn	1 2		
									166 N	Towson	7 8		
									194 A	Valparaiso	11 7		
									194 A	Valparaiso	3 13		
									195 A	Youngstown St.	6 3		
									195 A	Youngstown St.	0 7		
									198 A	Michigan St.	0 1		
									200 N	Bethune-Cookman	0 6		
									200 N	Bethune-Cookman	9 8		
									202 N	Virginia	3 1		
									210 H	Western Mich.	1 4		
									210 H	Western Mich.	5 8		
									211 A	Miami (OH)	5 3		
									211 A	Miami (OH)	2 3		
									217 A	Dayton	5 9		
									219 A	Bowling Green	2 3		
LAST 10 GAMES			75 A	Ball St.	3 11	54 H	IPFW	4 7	219 A	Bowling Green	2 3		
			75 A	Ball St.	0 8	219 A	Bowling Green	3 0	219 A	Bowling Green	3 0		
			211 A	Miami (OH)	2 3	233 A	Toledo	1 8	233 A	Toledo	11 5		
			211 A	Miami (OH)	5 3								
			54 H	IPFW	0 9								

Non-Div. I Games:

Eastern Mich.

RPI	S	Opponent	Score	
219	A	Bowling Green	3	0
233	A	Toledo	11	5
233	A	Toledo	1	8
238	N	Villanova	4	2
256	N	Oakland	3	5
256	N	Oakland	6	1
278	N	North Dakota	9	5
281	N	N.C. Central	2	1

E
a
s
t
e
r
n
M
i
c
h
.

E
a
s
t
e
r
n
M
i
c
h
.

Eastern Mich.

Average RPI Win: 233		WON-LOST RECORD	WINNING PCT. RANK	LAST 10 GAMES	STRENGTH OF SCHEDULE	OPP. STRENGTH OF SCHEDULE	TEAM RPI	ADJ RPI	CONF. RPI	ADJ CONF. RPI	
Average RPI Loss: 183											
DIV. I ONLY		23-26-0	.46939 163	5-5-0	265	270	232	.43216 235	28	28	
DIV. I NON-CONF.		11-16-0	.40741 189	0-0-0	286	285	260	.40385 260	28	28	
<hr/>											
TOTALS		RPI 1-25		RPI 26-50		W-L RECORDS		RPI 51-100		RPI 101-150	RPI 150+
23-26-0		0-0-0		0-0-0		OVERALL		0-0-0		2-8-0	21-18-0
8-6-0		0-0-0		0-0-0		HOME		0-0-0		1-2-0	7-4-0
7-8-0		0-0-0		0-0-0		AWAY		0-0-0		1-0-0	6-6-0
8-12-0		0-0-0		0-0-0		NEUTRAL		0-0-0		0-6-0	8-6-0
11-16-0		0-0-0		0-0-0		NON-CONFERENCE		0-0-0		0-6-0	11-10-0
3-2-0		0-0-0		0-0-0		HOME		0-0-0		0-0-0	3-2-0
1-4-0		0-0-0		0-0-		AWAY		0-0-0		0-0-0	1-4-0
7-10-0		0-0-0		0-0-0		NEUTRAL		0-0-0		0-6-0	7-4-0
12-10-0		0-0-0		0-0-0		CONFERENCE		0-0-0		2-2-0	10-8-0
5-4-0		0-0-0		0-0-0		HOME		0-0-0		1-2-0	4-2-0
6-4-0		0-0-0		0-0-0		AWAY		0-0-0		1-0-0	5-4-0
1-2-0		0-0-0		0-0-0		NEUTRAL		0-0-0		0-0-0	1-2-0
RPI	S	Opponent	Score	RPI	S	Opponent	Score	RPI	S	Opponent	Score
								115	N	South Dakota	1 10
								115	N	South Dakota	0 6
								117	N	Creighton	3 5
								121	A	Lehigh	3 1
								121	H	Lehigh	1 7
								121	H	Lehigh	2 0
								121	H	Lehigh	0 2
								130	N	UNC Greensboro	6 9
								130	N	UNC Greensboro	2 4
								131	N	Akron	5 7
								164	A	Boston U.	0 6
								164	A	Boston U.	0 1
								164	A	Boston U.	9 1
								164	N	Boston U.	5 10
								164	N	Boston U.	3 4
								171	A	Penn St.	5 10
								171	A	Penn St.	3 6
								178	N	Indiana St.	0 2
								180	N	Robert Morris	3 4
								187	A	Cleveland St.	0 1
								191	A	Saint Francis (PA)	9 6
				LAST 10 GAMES				199	H	Army	7 2
				164	N	Boston U.	5 10	199	H	Army	1 7
				199	N	Army	3 2	164	A	Boston U.	0 6
				121	A	Lehigh	3 1	199	N	Army	3 2
				164	N	Boston U.	3 4	245	A	Colgate	8 1
				164	A	Boston U.	9 1	245	A	Colgate	5 6
								207	A	UNC Wilmington	2 3
								219	N	Bowling Green	2 0

Non-Div. I Games:

Bucknell

Bucknell

Average RPI Win: 256		WON-LOST RECORD		WINNING PCT. RANK		LAST 10 GAMES		STRENGTH OF SCHEDULE		OPP. STRENGTH OF SCHEDULE		TEAM RPI		ADJ RPI		CONF. RPI		ADJ CONF. RPI	
DIV. I ONLY		27-28-0		.49091 142		5-5-0		278		253		241		.43193 236		32		32	
DIV. I NON-CONF.		7-25-0		.21875 261		0-2-0		161		117		253		.42191 244		32		32	
TOTALS		RPI 1-25		RPI 26-50		W-L RECORDS		RPI 51-100		RPI 101-150		RPI 150+							
27-28-0		0-2-0		0-3-0		OVERALL		2-5-0		0-5-0		25-13-0							
10-8-0		0-0-0		0-2-0		HOME		2-3-0		0-0-0		8-3-0							
7-7-0		0-1-0		0-1-0		AWAY		0-1-0		0-0-0		7-4-0							
10-13-0		0-1-0		0-0-0		NEUTRAL		0-1-0		0-5-0		10-6-0							
7-25-0		0-2-0		0-3-0		NON-CONFERENCE		2-5-0		0-5-0		5-10-0							
2-8-0		0-0-0		0-2-0		HOME		2-3-0		0-0-0		0-3-0							
2-6-0		0-1-0		0-0-		AWAY		0-1-0		0-0-0		2-3-0							
3-11-0		0-1-0		0-0-0		NEUTRAL		0-1-0		0-5-0		3-4-0							
20-3-0		0-0-0		0-0-0		CONFERENCE		0-0-0		0-0-0		20-3-0							
8-0-0		0-0-0		0-0-0		HOME		0-0-0		0-0-0		8-0-0							
5-1-0		0-0-0		0-0-0		AWAY		0-0-0		0-0-0		5-1-0							
7-2-0		0-0-0		0-0-0		NEUTRAL		0-0-0		0-0-0		7-2-0							
RPI	S	Opponent		Score		RPI	S	Opponent		Score		RPI	S	Opponent		Score			
19	A	LSU		0	8	30	H	Mississippi St.		4	6	76	A	Arkansas		0	8		
21	N	Nebraska		0	8	39	A	Kansas		0	7	76	H	Arkansas		3	1		
						39	H	Kansas		0	9	76	H	Arkansas		4	7		
												86	N	Wichita St.		3	6		
												90	H	SIU Edwardsville		4	3		
												95	H	Eastern Ill.		3	8		
												95	H	Eastern Ill.		0	8		
														St. John's (NY)		3	4		
														Iowa St.		0	16		
														Harvard		4	5		
														Harvard		2	4		
														Saint Louis		2	3		
														Memphis		5	6		
														Memphis		0	8		
														Northern Ill.		0	8		
														Northern Ill.		4	8		
														UT Martin		4	2		
														Butler		1	0		
														Houston Baptist		1	24		
														Nicholls St.		2	0		
														Nicholls St.		3	4		
														Nicholls St.		3	7		
														Nicholls St.		4	6		
														Lamar		3	6		
														Southeastern La.		7	5		
														Southeastern La.		2	5		
														UMKC		9	5		
														Texas Southern		7	2		
														Mississippi Val.		4	2		
														Mississippi Val.		6	3		
														Mississippi Val.		4	6		
														Mississippi Val.		3	4		
														Mississippi Val.		7	8		
														Alabama St.		9	1		
LAST 10 GAMES																			
						270	N	Mississippi Val.		3	4	270	A	Mississippi Val.		4	2		
						284	N	Southern U.		14	3	270	A	Mississippi Val.		6	3		
						270	N	Mississippi Val.		7	8	241	H	Southeastern La.		2	5		
						292	N	Grambling		10	5	30	H	Mississippi St.		4	6		
						270	A	Mississippi Val.		4	6	293	H	Alcorn		8	2		

Non-Div. I Games: Belhaven 0 1 Belhaven 4 3

Jackson St.

RPI	S	Opponent	Score	
277	A	Alabama St.	5	4
277	A	Alabama St.	5	2
284	H	Southern U.	8	4
284	H	Southern U.	4	3
284	N	Southern U.	9	0
284	N	Southern U.	14	3
289	N	Ark.-Pine Bluff	13	4
290	H	Alabama A&M	4	0
290	H	Alabama A&M	9	0
290	H	Alabama A&M	2	0
291	N	Prairie View	14	0
292	N	Grambling	10	5
292	N	Grambling	13	2
293	H	Alcorn	7	6
293	H	Alcorn	5	1
293	H	Alcorn	8	2

Jackson St.

J
a
c
k
s
o
n
s
t
.

J
a
c
k
s
o
n
s
t
.

Average RPI Win: 236		WON-LOST	WINNING	LAST 10	STRENGTH OF		OPP. STRENGTH	TEAM	ADJ	CONF.	ADJ CONF.
Average RPI Loss: 188		RECORD	PCT. RANK	GAMES	SCHEDULE		OF SCHEDULE	RPI	RPI	RPI	RPI
DIV. I ONLY		18-24-0	.42857	187	1-9-0		248	264	234	.42944	237
DIV. I NON-CONF.		9-13-0	.40909	188	1-1-0		259	290	248	.41872	250
TOTALS		RPI 1-25	RPI 26-50		W-L RECORDS		RPI 51-100		RPI 101-150		RPI 150+
18-24-0	0-0-0	0-0-0		OVERALL		0-2-0		0-4-0		18-18-0	
7-6-0	0-0-0	0-0-0		HOME		0-2-0		0-2-0		7-2-0	
7-9-0	0-0-0	0-0-0		AWAY		0-0-0		0-2-0		7-7-0	
4-9-0	0-0-0	0-0-0		NEUTRAL		0-0-0		0-0-0		4-9-0	
9-13-0	0-0-0	0-0-0		NON-CONFERENCE		0-0-0		0-2-0		9-11-0	
0-3-0	0-0-0	0-0-0		HOME		0-0-0		0-2-0		0-1-0	
5-2-0	0-0-0	0-0-		AWAY		0-0-0		0-0-0		5-2-0	
4-8-0	0-0-0	0-0-0		NEUTRAL		0-0-0		0-0-0		4-8-0	
9-11-0	0-0-0	0-0-0		CONFERENCE		0-2-0		0-2-0		9-7-0	
7-3-0	0-0-0	0-0-0		HOME		0-2-0		0-0-0		7-1-0	
2-7-0	0-0-0	0-0-0		AWAY		0-0-0		0-2-0		2-5-0	
0-1-0	0-0-0	0-0-0		NEUTRAL		0-0-0		0-0-0		0-1-0	
RPI S	Opponent	Score	RPI S	Opponent	Score	RPI S	Opponent	Score	RPI S	Opponent	Score
						55 H Fordham	2	8	146 H Delaware	0	3
						55 H Fordham	2	11	146 H Delaware	1	5
									148 A Saint Louis	6	10
									148 A Saint Louis	4	8
									158 N Delaware St.	0	2
									168 H Massachusetts	4	9
									168 H Massachusetts	3	0
									181 A Saint Joseph's	1	3
									181 A Saint Joseph's	7	12
									181 N Saint Joseph's	4	7
									188 N Fairleigh Dickinson	0	4
									190 H George Mason	2	0
									190 H George Mason	8	0
									191 N Saint Francis (PA)	7	8
									191 N Saint Francis (PA)	0	5
									195 N Youngstown St.	5	1
									217 A Dayton	1	9
									217 A Dayton	6	5
									217 A Dayton	1	4
									218 A Penn	5	0
									224 A George Washington	7	3
									224 A George Washington	0	9
									226 N Mt. St. Mary's	0	9
									232 A UMBC	5	3
									232 A UMBC	0	4
									235 A Bucknell	2	10
									235 A Bucknell	1	0
LAST 10 GAMES			LAST 10 GAMES			181 N Saint Joseph's	4	7	55 H Fordham	2	11
						217 A Dayton	1	9	181 A Saint Joseph's	7	12
						148 A Saint Louis	4	8	181 A Saint Joseph's	1	3
						148 A Saint Louis	6	10	232 A UMBC	5	3
						55 H Fordham	2	8	232 A UMBC	0	4

Non-Div. I Games:

La Salle

La Salle

Average RPI Win: 204		WON-LOST	WINNING	LAST 10	STRENGTH OF		OPP. STRENGTH	TEAM	ADJ	CONF.	ADJ CONF.				
Average RPI Loss: 144		RECORD	PCT. RANK	GAMES	SCHEDULE		OF SCHEDULE	RPI	RPI	RPI	RPI				
DIV. I ONLY		18-34-0	.34615	233	2-8-0		207	199	239	.42928	238	18	19		
DIV. I NON-CONF.		13-18-0	.41935	181	1-2-0		218	233	214	.44478	219	19	19		
<hr/>															
TOTALS		RPI 1-25		RPI 26-50		W-L RECORDS		RPI 51-100		RPI 101-150		RPI 150+			
18-34-0		0-0-0		0-4-0		OVERALL		1-4-0		2-13-0		15-13-0			
6-13-0		0-0-0		0-0-0		HOME		0-2-0		0-6-0		6-5-0			
6-10-0		0-0-0		0-4-0		AWAY		1-0-0		1-3-0		4-3-0			
6-11-0		0-0-0		0-0-0		NEUTRAL		0-2-0		1-4-0		5-5-0			
<hr/>															
13-18-0		0-0-0		0-1-0		NON-CONFERENCE		1-4-0		2-4-0		10-9-0			
3-4-0		0-0-0		0-0-0		HOME		0-2-0		0-0-0		3-2-0			
4-3-0		0-0-0		0-0-		AWAY		1-0-0		1-0-0		2-2-0			
6-11-0		0-0-0		0-0-0		NEUTRAL		0-2-0		1-4-0		5-5-0			
<hr/>															
5-16-0		0-0-0		0-3-0		CONFERENCE		0-0-0		0-9-0		5-4-0			
3-9-0		0-0-0		0-0-0		HOME		0-0-0		0-6-0		3-3-0			
2-7-0		0-0-0		0-3-0		AWAY		0-0-0		0-3-0		2-1-0			
0-0-0		0-0-0		0-0-0		NEUTRAL		0-0-0		0-0-0		0-0-0			
<hr/>															
RPI	S	Opponent	Score	RPI	S	Opponent	Score	RPI	S	Opponent	Score	RPI	S	Opponent	Score
				28	A	DePaul	1 6	76	N	Arkansas	0 12	103	N	Fla. Atlantic	0 3
				28	A	DePaul	0 15	83	N	Boston College	2 3	114	N	Kennesaw St.	0 7
				28	A	DePaul	0 3	88	H	Rutgers	0 3	117	A	Creighton	0 1
				37	A	South Fla.	0 8	88	H	Rutgers	0 1	117	A	Creighton	4 6
								89	A	FGCU	5 4	117	A	Creighton	1 3
												118	N	Central Mich.	2 3
												120	H	St. John's (NY)	0 1
												120	H	St. John's (NY)	0 4
												120	H	St. John's (NY)	5 6
												136	N	Harvard	2 1
												138	N	Campbell	0 3
												143	H	Georgetown	1 7
												143	H	Georgetown	3 5
												143	H	Georgetown	1 9
												146	A	Delaware	4 2
												164	N	Boston U.	5 3
												172	H	Marist	5 2
												172	H	Marist	5 0
												178	N	Indiana St.	1 7
												180	N	Robert Morris	4 0
												180	N	Robert Morris	0 1
												186	A	Drexel	1 3
												186	A	Drexel	4 5
												187	N	Cleveland St.	0 1
												208	H	Butler	2 1
												208	H	Butler	3 0
												208	H	Butler	4 6
<hr/>															
LAST 10 GAMES															
				120	H	St. John's (NY)	0 4	28	A	DePaul	0 3	186	A	Drexel	4 5
				120	H	St. John's (NY)	0 1	28	A	DePaul	1 6	187	N	Cleveland St.	0 1
				120	H	St. John's (NY)	5 6	274	H	Lafayette	2 5	208	H	Butler	2 1
				218	H	Penn	4 0	274	H	Lafayette	4 8	208	H	Butler	3 0
				28	A	DePaul	0 15	222	H	Seton Hall	4 3	208	H	Butler	4 6

Non-Div. I Games:

Villanova

Villanova

Average RPI Win: 232		WON-LOST	WINNING	LAST 10	STRENGTH OF		OPP. STRENGTH	TEAM	ADJ	CONF.	ADJ CONF.
Average RPI Loss: 153		RECORD	PCT. RANK	GAMES	SCHEDULE		OF SCHEDULE	RPI	RPI	RPI	RPI
DIV. I ONLY		17-26-0	.39535	206	3-7-0		258	227	244	.42898	239
DIV. I NON-CONF.		8-15-0	.34783	215	0-0-0		253	168	244	.42579	238
TOTALS		RPI 1-25	RPI 26-50		W-L RECORDS		RPI 51-100		RPI 101-150		RPI 150+
17-26-0		0-0-0	0-3-0		OVERALL		1-5-0		0-6-0		16-12-0
5-10-0		0-0-0	0-0-0		HOME		1-0-0		0-4-0		4-6-0
11-7-0		0-0-0	0-1-0		AWAY		0-2-0		0-0-0		11-4-0
1-9-0		0-0-0	0-2-0		NEUTRAL		0-3-0		0-2-0		1-2-0
8-15-0		0-0-0	0-3-0		NON-CONFERENCE		1-5-0		0-2-0		7-5-0
2-1-0		0-0-0	0-0-0		HOME		1-0-0		0-0-0		1-1-0
5-5-0		0-0-0	0-0-		AWAY		0-2-0		0-0-0		5-2-0
1-9-0		0-0-0	0-2-0		NEUTRAL		0-3-0		0-2-0		1-2-0
9-11-0		0-0-0	0-0-0		CONFERENCE		0-0-0		0-4-0		9-7-0
3-9-0		0-0-0	0-0-0		HOME		0-0-0		0-4-0		3-5-0
6-2-0		0-0-0	0-0-0		AWAY		0-0-0		0-0-0		6-2-0
0-0-0		0-0-0	0-0-0		NEUTRAL		0-0-0		0-0-0		0-0-0
RPI S	Opponent	Score	RPI S	Opponent	Score	RPI S	Opponent	Score	RPI S	Opponent	Score
			27 A	UCF	0 4	67 N	California	1 11	136 H	Harvard	1 5
			35 N	Stetson	4 12	67 N	California	0 9	136 H	Harvard	0 1
			50 N	Col. of Charleston	3 4	80 A	San Jose St.	6 10	142 H	Dartmouth	1 4
						80 A	San Jose St.	1 4	142 H	Dartmouth	0 1
						88 H	Rutgers	5 3	145 N	Grand Canyon	0 8
						90 N	SIU Edwardsville	1 3	145 N	Grand Canyon	2 9
									165 N	UT Martin	0 4
									177 A	Pacific	4 2
									177 A	Pacific	2 8
									189 A	Sacramento St.	3 1
									189 A	Sacramento St.	0 4
									216 A	Columbia	3 2
									216 A	Columbia	6 2
									216 A	Columbia	3 4
									216 A	Columbia	6 1
									218 H	Penn	1 11
									218 H	Penn	9 6
									218 H	Penn	2 6
									218 H	Penn	3 4
									223 H	Cornell	6 8
									223 H	Cornell	0 2
									223 H	Cornell	3 2
									223 H	Cornell	5 2
									250 A	Santa Clara	6 1
									250 N	Santa Clara	1 9
									250 N	Santa Clara	4 0
									268 H	Hartford	5 6
LAST 10 GAMES			223 H	Cornell	3 2	218 H	Penn	9 6	223 H	Cornell	5 2
			223 H	Cornell	5 2	218 H	Penn	1 11	250 A	Santa Clara	6 1
			223 H	Cornell	0 2	218 H	Penn	3 4	250 N	Santa Clara	1 9
			223 H	Cornell	6 8	136 H	Harvard	0 1	250 N	Santa Clara	4 0
			218 H	Penn	2 6	136 H	Harvard	1 5	268 H	Hartford	5 6

Non-Div. I Games:

Princeton

RPI	S	Opponent	Score	
268	H	Hartford	4	1
273	A	Yale	5	2
273	A	Yale	1	2
285	A	Brown	8	3
285	A	Brown	7	6
287	A	Rider	3	1
287	A	Rider	4	0

Princeton

P
r
i
n
c
e
t
o
n

P
r
i
n
c
e
t
o
n

[illegible]

Non-Div. I Games:

Canisius

RPI	S	Opponent	Score	
244	H	Siena	7	8
248	A	Niagara	4	0
248	A	Niagara	5	11
266	N	Belmont	0	2
267	A	St. Bonaventure	9	7
267	A	St. Bonaventure	10	3
272	A	Quinnipiac	5	4
272	A	Quinnipiac	6	2
282	A	Saint Peter's	0	1
282	A	Saint Peter's	3	0
287	H	Rider	9	5
287	H	Rider	6	1

Canisius

C
a
n
i
s
i
u
s

C
a
n
i
s
i
u
s

Average RPI Win:		201	WON-LOST		WINNING		LAST 10		STRENGTH OF		OPP. STRENGTH		TEAM	ADJ		CONF.	ADJ CONF.
Average RPI Loss:		155	RECORD		PCT. RANK		GAMES		SCHEDULE		OF SCHEDULE		RPI	RPI		RPI	RPI
DIV. I ONLY			16-29-0		.35556	231	3-7-0		224		224		246	.42873	241	20	20
DIV. I NON-CONF.			9-12-0		.42857	175	1-2-0		248		262		228	.44022	225	20	20
TOTALS		RPI 1-25		RPI 26-50		W-L RECORDS		RPI 51-100		RPI 101-150		RPI 150+					
16-29-0		0-1-0		1-4-0		OVERALL		1-2-0		3-7-0		11-15-0					
11-11-0		0-1-0		1-2-0		HOME		0-0-0		3-4-0		7-4-0					
4-15-0		0-0-0		0-1-0		AWAY		0-0-0		0-3-0		4-11-0					
1-3-0		0-0-0		0-1-0		NEUTRAL		1-2-0		0-0-0		0-0-0					
9-12-0		0-1-0		0-2-0		NON-CONFERENCE		1-2-0		1-3-0		7-4-0					
6-7-0		0-1-0		0-0-0		HOME		0-0-0		1-3-0		5-3-0					
2-2-0		0-0-0		0-0-		AWAY		0-0-0		0-0-0		2-1-0					
1-3-0		0-0-0		0-1-0		NEUTRAL		1-2-0		0-0-0		0-0-0					
7-17-0		0-0-0		1-2-0		CONFERENCE		0-0-0		2-4-0		4-11-0					
5-4-0		0-0-0		1-2-0		HOME		0-0-0		2-1-0		2-1-0					
2-13-0		0-0-0		0-0-0		AWAY		0-0-0		0-3-0		2-10-0					
0-0-0		0-0-0		0-0-0		NEUTRAL		0-0-0		0-0-0		0-0-0					
RPI	S	Opponent		Score		RPI	S	Opponent		Score		RPI	S	Opponent		Score	
19	H	LSU		3	11	30	A	Mississippi St.		1	2	90	N	SIU Edwardsville		0	7
						39	N	Kansas		1	9	90	N	SIU Edwardsville		3	5
						46	H	McNeese St.		0	8	95	N	Eastern Ill.		10	0
						46	H	McNeese St.		0	4						
						46	H	McNeese St.		3	2						
						LAST 10 GAMES											
						133	A	Northwestern St.		3	6	46	H	McNeese St.		0	8
						133	A	Northwestern St.		2	10	46	H	McNeese St.		3	2
						133	A	Northwestern St.		1	5	236	A	Jackson St.		5	2
						19	H	LSU		3	11	141	H	La.-Monroe		1	4
						46	H	McNeese St.		0	4	175	H	Stephen F. Austin		4	3
												212	A	Nicholls St.		5	4
												212	A	Nicholls St.		4	6
												213	A	Lamar		4	6
												213	A	Lamar		1	8
												213	A	Lamar		3	2
												236	A	Jackson St.		5	2

Non-Div. I Games:

Incarnate Word

5

4

Incarnate Word

11

5

Incarnate Word

11

1

Southeastern La.

RPI	S	Opponent	Score	
236	H	Jackson St.	5	7
247	H	UMKC	13	0
253	H	Texas Southern	3	11
277	H	Alabama St.	4	0
284	H	Southern U.	6	5
289	H	Ark.-Pine Bluff	12	0
289	H	Ark.-Pine Bluff	11	3
293	A	Alcorn	5	4
293	A	Alcorn	1	3

Southeastern La.

S
o
u
t
h
e
a
s
t
e
r
n
L
a
.

S
o
u
t
h
e
a
s
t
e
r
n
L
a
.

Average RPI Win: 235		WON-LOST	WINNING	LAST 10	STRENGTH OF		OPP. STRENGTH	TEAM	ADJ		CONF.	ADJ CONF.
Average RPI Loss: 175		RECORD	PCT. RANK	GAMES	SCHEDULE		OF SCHEDULE	RPI	RPI		RPI	RPI
DIV. I ONLY		21-24-0	.46667	166	6-4-0		270	252	236		.42812	242
DIV. I NON-CONF.		14-15-0	.48276	149	0-0-0		292	274	257		.41248	256
TOTALS		RPI 1-25	RPI 26-50		W-L RECORDS		RPI 51-100		RPI 101-150		RPI 150+	
21-24-0		0-0-0	0-1-0		OVERALL		0-1-0		0-5-0		21-17-0	
8-3-0		0-0-0	0-0-0		HOME		0-0-0		0-0-0		8-3-0	
7-13-0		0-0-0	0-1-0		AWAY		0-0-0		0-5-0		7-7-0	
6-8-0		0-0-0	0-0-0		NEUTRAL		0-1-0		0-0-0		6-7-0	
14-15-0		0-0-0	0-1-0		NON-CONFERENCE		0-1-0		0-1-0		14-12-0	
2-1-0		0-0-0	0-0-0		HOME		0-0-0		0-0-0		2-1-0	
6-6-0		0-0-0	0-0-		AWAY		0-0-0		0-1-0		6-4-0	
6-8-0		0-0-0	0-0-0		NEUTRAL		0-1-0		0-0-0		6-7-0	
7-9-0		0-0-0	0-0-0		CONFERENCE		0-0-0		0-4-0		7-5-0	
6-2-0		0-0-0	0-0-0		HOME		0-0-0		0-0-0		6-2-0	
1-7-0		0-0-0	0-0-0		AWAY		0-0-0		0-4-0		1-3-0	
0-0-0		0-0-0	0-0-0		NEUTRAL		0-0-0		0-0-0		0-0-0	
RPI S	Opponent	Score	RPI S	Opponent	Score	RPI S	Opponent	Score	RPI S	Opponent	Score	
			37 A	South Fla.	1 6	93 N	Furman	4 10	102 A	Bryant	4 6	
									102 A	Bryant	2 6	
									110 A	Winthrop	0 3	
									126 A	Central Conn. St.	1 2	
									126 A	Central Conn. St.	0 4	
									158 N	Delaware St.	2 14	
									159 H	LIU Brooklyn	3 2	
									159 H	LIU Brooklyn	3 4	
									166 A	Towson	6 2	
									166 A	Towson	3 6	
									171 N	Penn St.	4 2	
									174 N	Binghamton	4 8	
									180 H	Robert Morris	8 3	
									180 H	Robert Morris	5 4	
									181 N	Saint Joseph's	6 1	
									187 N	Cleveland St.	4 6	
									188 A	Fairleigh Dickinson	2 5	
									188 A	Fairleigh Dickinson	2 3	
									191 H	Saint Francis (PA)	0 4	
									191 H	Saint Francis (PA)	4 3	
									204 N	UConn	2 8	
									216 H	Columbia	4 5	
									216 H	Columbia	17 7	
									220 N	Florida A&M	2 1	
									224 A	George Washington	3 8	
									226 A	Mt. St. Mary's	1 2	
									226 A	Mt. St. Mary's	3 1	
LAST 10 GAMES			159 H	LIU Brooklyn	3 4	180 H	Robert Morris	8 3	216 H	Columbia	17 7	
			159 H	LIU Brooklyn	3 2	226 A	Mt. St. Mary's	1 2	220 N	Florida A&M	2 1	
			188 A	Fairleigh Dickinson	2 5	226 A	Mt. St. Mary's	3 1	224 A	George Washington	3 8	
			188 A	Fairleigh Dickinson	2 3	265 H	Sacred Heart	2 1	226 A	Mt. St. Mary's	1 2	
			180 H	Robert Morris	5 4	265 H	Sacred Heart	4 0	226 A	Mt. St. Mary's	3 1	

Non-Div. I Games:

Wagner

RPI	S	Opponent	Score	
227	N	Northern Colo.	1	12
231	N	Gardner-Webb	3	4
243	A	Manhattan	3	11
243	A	Manhattan	5	6
261	A	Norfolk St.	6	4
265	H	Sacred Heart	4	0
265	H	Sacred Heart	2	1
272	N	Quinnipiac	9	7
272	N	Quinnipiac	2	5
272	N	Quinnipiac	3	1
273	N	Yale	9	7
282	A	Saint Peter's	10	0
282	A	Saint Peter's	20	4
288	A	Howard	13	5
288	A	Howard	8	5
288	H	Howard	9	0

Wagner

Average RPI Win: 233		WON-LOST	WINNING	LAST 10	STRENGTH OF		OPP. STRENGTH	TEAM	ADJ		CONF.	ADJ CONF.	
Average RPI Loss: 191		RECORD	PCT. RANK	GAMES	SCHEDULE		OF SCHEDULE	RPI	RPI		RPI	RPI	
DIV. I ONLY		26-29-0	.47273	159	5-5-0		271	259	235	.42788	243	30	30
DIV. I NON-CONF.		12-17-0	.41379	184	0-0-0		272	253	243	.41838	252	30	30
TOTALS		RPI 1-25	RPI 26-50		W-L RECORDS		RPI 51-100		RPI 101-150		RPI 150+		
26-29-0	0-0-0	0-0-0		OVERALL		0-0-0		1-5-0		25-24-0			
17-7-0	0-0-0	0-0-0		HOME		0-0-0		1-1-0		16-6-0			
5-13-0	0-0-0	0-0-0		AWAY		0-0-0		0-2-0		5-11-0			
4-9-0	0-0-0	0-0-0		NEUTRAL		0-0-0		0-2-0		4-7-0			
12-17-0	0-0-0	0-0-0		NON-CONFERENCE		0-0-0		1-5-0		11-12-0			
10-3-0	0-0-0	0-0-0		HOME		0-0-0		1-1-0		9-2-0			
1-7-0	0-0-0	0-0-		AWAY		0-0-0		0-2-0		1-5-0			
1-7-0	0-0-0	0-0-0		NEUTRAL		0-0-0		0-2-0		1-5-0			
14-12-0	0-0-0	0-0-0		CONFERENCE		0-0-0		0-0-0		14-12-0			
7-4-0	0-0-0	0-0-0		HOME		0-0-0		0-0-0		7-4-0			
4-6-0	0-0-0	0-0-0		AWAY		0-0-0		0-0-0		4-6-0			
3-2-0	0-0-0	0-0-0		NEUTRAL		0-0-0		0-0-0		3-2-0			
RPI S	Opponent	Score	RPI S	Opponent	Score	RPI S	Opponent	Score	RPI S	Opponent	Score		
									117 N	Creighton	0 4		
									120 A	St. John's (NY)	3 4		
									120 A	St. John's (NY)	2 6		
									121 H	Lehigh	1 7		
									121 H	Lehigh	3 2		
									131 N	Akron	7 8		
									159 A	LIU Brooklyn	3 9		
									159 H	LIU Brooklyn	7 10		
									159 H	LIU Brooklyn	8 0		
									172 A	Marist	3 6		
									172 A	Marist	1 5		
									172 H	Marist	1 0		
									173 H	Iona	5 7		
									173 H	Iona	2 5		
									173 N	Iona	5 6		
									173 N	Iona	0 8		
									173 N	Iona	1 0		
									188 H	Fairleigh Dickinson	2 1		
									188 H	Fairleigh Dickinson	5 0		
									191 N	Saint Francis (PA)	6 7		
									191 N	Saint Francis (PA)	1 8		
									192 H	Fairfield	0 8		
									192 H	Fairfield	4 2		
									201 A	Monmouth	2 4		
									201 A	Monmouth	7 8		
									201 N	Monmouth	4 2		
									216 A	Columbia	12 8		
			LAST 10 GAMES										
			173 N	Iona	0 8	173 N	Iona	5 6					
			244 N	Siena	5 4	201 A	Monmouth	7 8					
			173 N	Iona	1 0	201 A	Monmouth	2 4					
			172 H	Marist	1 0	192 H	Fairfield	4 2					
			201 N	Monmouth	4 2	192 H	Fairfield	0 8					

Non-Div. I Games:

Manhattan

RPI	S	Opponent	Score	
216	A	Columbia	4	5
216	A	Columbia	2	3
224	A	George Washington	1	6
224	A	George Washington	4	8
228	N	Utah Valley	8	9
230	N	Temple	3	13
235	N	Bucknell	1	4
240	H	Canisius	3	1
240	H	Canisius	3	0
242	H	Wagner	11	3
242	H	Wagner	6	5
244	A	Siena	2	8
244	A	Siena	5	6
244	N	Siena	5	4
248	H	Niagara	2	1
248	H	Niagara	2	1
255	H	UMass Lowell	10	3
255	H	UMass Lowell	5	8
265	H	Sacred Heart	9	7
268	H	Hartford	6	1
268	H	Hartford	11	6
272	H	Quinnipiac	6	1
272	H	Quinnipiac	0	2
282	A	Saint Peter's	7	3
282	A	Saint Peter's	4	3
285	N	Brown	12	0
287	A	Rider	4	3

Manhattan

Manhattan

Manhattan

RPI	S	Opponent	Score	
287	A	Rider	6	2

Manhattan

M
a
n
h
a
t
t
a
n

M
a
n
h
a
t
t
a
n

Average RPI Win:	241	WON-LOST RECORD	WINNING PCT. RANK	LAST 10 GAMES	STRENGTH OF SCHEDULE	OPP. STRENGTH OF SCHEDULE	TEAM RPI	ADJ RPI	CONF. RPI	ADJ CONF. RPI		
DIV. I ONLY		29-26-0	.52727	126	4-6-0	280	266	233	.42721	244	30	30
DIV. I NON-CONF.		15-16-0	.48387	148	0-1-0	287	267	239	.42082	247	30	30
<hr/>												
TOTALS	RPI 1-25	RPI 26-50		W-L RECORDS		RPI 51-100		RPI 101-150		RPI 150+		
29-26-0	0-0-0	0-0-0		OVERALL		0-3-0		1-3-0		28-20-0		
10-5-0	0-0-0	0-0-0		HOME		0-1-0		0-0-0		10-4-0		
11-11-0	0-0-0	0-0-0		AWAY		0-2-0		0-0-0		11-9-0		
8-10-0	0-0-0	0-0-0		NEUTRAL		0-0-0		1-3-0		7-7-0		
15-16-0	0-0-0	0-0-0		NON-CONFERENCE		0-3-0		1-3-0		14-10-0		
3-2-0	0-0-0	0-0-0		HOME		0-1-0		0-0-0		3-1-0		
4-7-0	0-0-0	0-0-		AWAY		0-2-0		0-0-0		4-5-0		
8-7-0	0-0-0	0-0-0		NEUTRAL		0-0-0		1-3-0		7-4-0		
14-10-0	0-0-0	0-0-0		CONFERENCE		0-0-0		0-0-0		14-10-0		
7-3-0	0-0-0	0-0-0		HOME		0-0-0		0-0-0		7-3-0		
7-4-0	0-0-0	0-0-0		AWAY		0-0-0		0-0-0		7-4-0		
0-3-0	0-0-0	0-0-0		NEUTRAL		0-0-0		0-0-0		0-3-0		
RPI	S	Opponent	Score	RPI	S	Opponent	Score	RPI	S	Opponent	Score	
						85 A Albany (NY)	7 10			115 N South Dakota	0 7	
						85 A Albany (NY)	1 6			115 N South Dakota	0 7	
						85 H Albany (NY)	0 4			117 N Creighton	1 5	
										131 N Akron	4 3	
										172 H Marist	1 4	
										172 H Marist	5 6	
										173 A Iona	0 5	
										173 A Iona	4 6	
										180 A Robert Morris	2 1	
										192 A Fairfield	6 1	
										192 A Fairfield	2 1	
										192 A Fairfield	4 0	
										199 N Army	11 3	
										201 A Monmouth	7 2	
										201 A Monmouth	2 4	
										201 N Monmouth	1 2	
										203 A East Tenn. St.	0 7	
										203 A East Tenn. St.	1 6	
										211 N Miami (OH)	4 3	
										223 H Cornell	1 3	
										223 H Cornell	5 4	
				LAST 10 GAMES						228 N Utah Valley	1 3	
				243 N Manhattan	4 5	282 H Saint Peter's	7 2			228 N Utah Valley	7 4	
				192 A Fairfield	4 0	282 H Saint Peter's	7 6			235 N Bucknell	0 2	
				201 N Monmouth	1 2	172 H Marist	1 4			235 N Bucknell	1 9	
				248 H Niagara	8 0	172 H Marist	5 6			240 A Canisius	8 7	
				248 H Niagara	3 4	85 H Albany (NY)	0 4			240 A Canisius	0 6	

Non-Div. I Games:

Siena

RPI	S	Opponent	Score	
243	H	Manhattan	8	2
243	H	Manhattan	6	5
243	N	Manhattan	4	5
245	A	Colgate	5	3
245	A	Colgate	2	10
248	H	Niagara	3	4
248	H	Niagara	8	0
255	N	UMass Lowell	11	3
256	N	Oakland	1	0
256	N	Oakland	0	3
264	A	Holy Cross	7	0
264	A	Holy Cross	4	5
265	H	Sacred Heart	3	1
265	H	Sacred Heart	3	2
268	A	Hartford	8	0
268	A	Hartford	0	1
272	H	Quinnipiac	10	2
272	H	Quinnipiac	3	2
282	H	Saint Peter's	7	6
282	H	Saint Peter's	7	2
282	N	Saint Peter's	3	9
287	A	Rider	3	2
287	A	Rider	4	2
288	N	Howard	14	6
288	N	Howard	12	1

Siena

S
i
e
n
a

S
i
e
n
a

Average RPI Win:	222	WON-LOST RECORD	WINNING PCT. RANK	LAST 10 GAMES	STRENGTH OF SCHEDULE	OPP. STRENGTH OF SCHEDULE	TEAM RPI	ADJ RPI	CONF. RPI	ADJ CONF. RPI					
DIV. I ONLY		13-30-0	.30233	250	4-6-0	172	246	248	.4266	245	28	28			
DIV. I NON-CONF.		8-17-0	.32	225	1-3-0	126	232	210	.45009	210	28	28			
TOTALS	RPI 1-25	RPI 26-50		W-L RECORDS		RPI 51-100		RPI 101-150		RPI 150+					
13-30-0	0-0-0	0-1-0		OVERALL		0-5-0		1-6-0		12-18-0					
2-10-0	0-0-0	0-0-0		HOME		0-3-0		0-0-0		2-7-0					
8-13-0	0-0-0	0-1-0		AWAY		0-0-0		0-5-0		8-7-0					
3-7-0	0-0-0	0-0-0		NEUTRAL		0-2-0		1-1-0		2-4-0					
8-17-0	0-0-0	0-1-0		NON-CONFERENCE		0-5-0		1-3-0		7-8-0					
1-4-0	0-0-0	0-0-0		HOME		0-3-0		0-0-0		1-1-0					
4-6-0	0-0-0	0-0-		AWAY		0-0-0		0-2-0		4-3-0					
3-7-0	0-0-0	0-0-0		NEUTRAL		0-2-0		1-1-0		2-4-0					
5-13-0	0-0-0	0-0-0		CONFERENCE		0-0-0		0-3-0		5-10-0					
1-6-0	0-0-0	0-0-0		HOME		0-0-0		0-0-0		1-6-0					
4-7-0	0-0-0	0-0-0		AWAY		0-0-0		0-3-0		4-4-0					
0-0-0	0-0-0	0-0-0		NEUTRAL		0-0-0		0-0-0		0-0-0					
RPI	S	Opponent	Score	RPI	S	Opponent	Score	RPI	S	Opponent	Score				
				27	A	UCF	0 2	85	H	Albany (NY)	2 9	121	A	Lehigh	4 6
				85	H	Albany (NY)	3 5	121	A	Lehigh	1 26				
				95	N	Eastern Ill.	0 5	121	A	Lehigh	4 5				
				95	N	Eastern Ill.	5 6	131	N	Akron	6 4				
				100	H	Syracuse	1 11	135	N	Western Caro.	2 4				
				144	A	Charleston So.	6 7								
				144	A	Charleston So.	0 8								
				163	N	Appalachian St.	2 3								
				164	H	Boston U.	2 7								
				164	H	Boston U.	1 8								
				164	H	Boston U.	2 5								
				165	N	UT Martin	1 7								
				174	A	Binghamton	11 8								
				174	A	Binghamton	1 12								
				174	N	Binghamton	2 4								
				174	N	Binghamton	9 1								
				190	A	George Mason	4 10								
190	A	George Mason	6 3												
199	A	Army	0 9												
199	A	Army	1 5												
199	H	Army	0 5												
				218	N	Penn	1 11								
				219	N	Bowling Green	1 0								
				223	A	Cornell	7 6								
				224	A	George Washington	3 1								
				224	A	George Washington	1 9								
				235	H	Bucknell	3 12								
				235	H	Bucknell	3 12								
				264	A	Holy Cross	6 4								
				264	A	Holy Cross	2 0								
				264	A	Holy Cross	5 6								
				235	H	Bucknell	1 8								
				235	H	Bucknell	6 5								

Non-Div. I Games:

Colgate

RPI	S	Opponent	Score	
235	H	Bucknell	1	8
235	H	Bucknell	6	5
244	H	Siena	10	2
244	H	Siena	3	5
264	A	Holy Cross	5	6
264	A	Holy Cross	2	0
264	A	Holy Cross	6	4
274	A	Lafayette	2	5
274	A	Lafayette	6	0
274	A	Lafayette	5	1

Colgate




Average RPI Win: 176		WON-LOST RECORD		WINNING PCT. RANK		LAST 10 GAMES		STRENGTH OF SCHEDULE		OPP. STRENGTH OF SCHEDULE		TEAM RPI		ADJ RPI		CONF. RPI		ADJ CONF. RPI	
DIV. I ONLY		15-40-1		.27679 258		4-6-0		188		189		253		.42541 246		25		25	
DIV. I NON-CONF.		11-27-1		.29487 239		1-1-0		123		156		212		.45212 206		24		22	
TOTALS		RPI 1-25		RPI 26-50		W-L RECORDS		RPI 51-100		RPI 101-150		RPI 150+							
15-40-1		0-3-0		0-0-0		OVERALL		2-6-1		4-6-0		9-25-0							
6-10-1		0-0-0		0-0-0		HOME		0-1-1		2-3-0		4-6-0							
3-18-0		0-1-0		0-0-0		AWAY		1-3-0		0-2-0		2-12-0							
6-12-0		0-2-0		0-0-0		NEUTRAL		1-2-0		2-1-0		3-7-0							
11-27-1		0-3-0		0-0-0		NON-CONFERENCE		2-6-1		3-4-0		6-14-0							
3-4-1		0-0-0		0-0-0		HOME		0-1-1		1-1-0		2-2-0							
2-12-0		0-1-0		0-0-		AWAY		1-3-0		0-2-0		1-6-0							
6-11-0		0-2-0		0-0-0		NEUTRAL		1-2-0		2-1-0		3-6-0							
4-13-0		0-0-0		0-0-0		CONFERENCE		0-0-0		1-2-0		3-11-0							
3-6-0		0-0-0		0-0-0		HOME		0-0-0		1-2-0		2-4-0							
1-6-0		0-0-0		0-0-0		AWAY		0-0-0		0-0-0		1-6-0							
0-1-0		0-0-0		0-0-0		NEUTRAL		0-0-0		0-0-0		0-1-0							
RPI S	Opponent		Score		RPI S	Opponent		Score		RPI S	Opponent		Score		RPI S	Opponent		Score	
4 A	UCLA		2	4						53 H	Cal St. Fullerton		10	10	105 A	Cal St. Northridge		2	4
14 N	Washington		0	9						53 H	Cal St. Fullerton		2	6	105 A	Cal St. Northridge		2	5
22 N	Texas A&M		8	14						56 A	UC Santa Barbara		0	6	105 H	Cal St. Northridge		0	5
										56 N	UC Santa Barbara		3	5	105 H	Cal St. Northridge		3	0
										56 N	UC Santa Barbara		0	6	136 N	Harvard		2	8
										59 A	Fresno St.		1	9	136 N	Harvard		2	1
										72 A	Cal Poly		7	5	144 N	Charleston So.		4	3
										72 A	Cal Poly		0	1	145 H	Grand Canyon		0	8
										92 N	UNLV		4	1	145 H	Grand Canyon		5	4
															145 H	Grand Canyon		1	4
															152 A	New Mexico St.		5	7
															152 A	New Mexico St.		1	8
															152 A	New Mexico St.		2	17
															160 N	Loyola Chicago		4	5
															160 N	Loyola Chicago		2	5
															170 H	Pittsburgh		5	7
															170 H	Pittsburgh		3	4
															177 A	Pacific		4	8
															177 A	Pacific		5	6
															177 N	Pacific		3	2
															179 A	UC Riverside		10	15
															179 A	UC Riverside		0	1
															179 N	UC Riverside		3	5
															189 A	Sacramento St.		6	1
															189 A	Sacramento St.		1	2
															189 A	Sacramento St.		1	2
															189 N	Sacramento St.		6	11
LAST 10 GAMES																			
				249 A	Seattle	1	2	72 A	Cal Poly	7	5								
				228 N	Utah Valley	1	4	72 A	Cal Poly	0	1								
				247 A	UMKC	0	1	249 H	Seattle	2	1								
				247 A	UMKC	3	9	249 H	Seattle	3	0								
				247 A	UMKC	5	4	249 H	Seattle	3	4								

Non-Div. I Games:

Bakersfield

Bakersfield

Non-Div. I Games:

 Tie,  Loss,  Non-Conf, S Site, H Home, A Away, N Neutral Page 410

RPI	S	Opponent	Score	
228	H	Utah Valley	4	6
228	H	Utah Valley	5	1
228	N	Utah Valley	0	1
236	N	Jackson St.	5	9
241	A	Southeastern La.	0	13
246	H	Bakersfield	4	5
246	H	Bakersfield	1	0
246	H	Bakersfield	9	3
249	A	Seattle	3	1
249	A	Seattle	0	3
249	A	Seattle	8	5
249	A	Seattle	4	6
253	N	Texas Southern	3	0
258	A	South Dakota St.	7	5
258	A	South Dakota St.	0	2
277	N	Alabama St.	8	0
278	N	North Dakota	8	0

UMKC

Average RPI Win: 216		WON-LOST	WINNING	LAST 10	STRENGTH OF		OPP. STRENGTH	TEAM	ADJ		CONF.	ADJ CONF.
Average RPI Loss: 199		RECORD	PCT. RANK	GAMES	SCHEDULE		OF SCHEDULE	RPI	RPI		RPI	RPI
DIV. I ONLY		18-30-0	.375	214	5-5-0		229	279	249		.42444	248
DIV. I NON-CONF.		10-18-0	.35714	208	0-2-0		159	283	223		.44309	224
TOTALS		RPI 1-25	RPI 26-50		W-L RECORDS		RPI 51-100		RPI 101-150		RPI 150+	
18-30-0		0-0-0	0-0-0		OVERALL		0-1-0		1-4-0		17-25-0	
6-4-0		0-0-0	0-0-0		HOME		0-0-0		0-0-0		6-4-0	
6-18-0		0-0-0	0-0-0		AWAY		0-1-0		1-2-0		5-12-0	
6-8-0		0-0-0	0-0-0		NEUTRAL		0-0-0		0-1-0		6-7-0	
10-18-0		0-0-0	0-0-0		NON-CONFERENCE		0-1-0		1-4-0		9-13-0	
0-0-0		0-0-0	0-0-0		HOME		0-0-0		0-0-0		0-0-0	
4-10-0		0-0-0	0-0-		AWAY		0-1-0		1-3-0		3-6-0	
6-8-0		0-0-0	0-0-0		NEUTRAL		0-0-0		0-1-0		6-7-0	
8-12-0		0-0-0	0-0-0		CONFERENCE		0-0-0		0-0-0		8-12-0	
6-4-0		0-0-0	0-0-0		HOME		0-0-0		0-0-0		6-4-0	
2-8-0		0-0-0	0-0-0		AWAY		0-0-0		0-0-0		2-8-0	
0-0-0		0-0-0	0-0-0		NEUTRAL		0-0-0		0-0-0		0-0-0	
RPI S	Opponent	Score	RPI S	Opponent	Score	RPI S	Opponent	Score	RPI S	Opponent	Score	
						100 A	Syracuse	0 5	129 A	Buffalo	3 6	
									129 A	Buffalo	9 8	
									131 A	Akron	0 11	
									131 A	Akron	1 10	
									131 N	Akron	0 3	
									162 A	Elon	5 6	
									172 A	Marist	6 7	
									172 A	Marist	2 4	
									173 H	Iona	2 1	
									173 H	Iona	9 8	
									174 A	Binghamton	5 6	
									174 A	Binghamton	5 3	
									180 A	Robert Morris	2 0	
									181 N	Saint Joseph's	5 2	
									181 N	Saint Joseph's	3 7	
									186 N	Drexel	0 8	
									187 A	Cleveland St.	1 7	
									187 A	Cleveland St.	4 5	
									191 N	Saint Francis (PA)	2 0	
									191 N	Saint Francis (PA)	1 11	
									192 H	Fairfield	1 17	
									192 H	Fairfield	0 2	
									193 N	Hampton	9 2	
									195 A	Youngstown St.	2 3	
									195 A	Youngstown St.	0 6	
									201 H	Monmouth	2 1	
									201 H	Monmouth	3 11	
LAST 10 GAMES												
			244 A	Siena	0 8	287 H	Rider	6 2				
			244 A	Siena	4 3	201 H	Monmouth	3 11				
			272 A	Quinnipiac	4 6	201 H	Monmouth	2 1				
			272 A	Quinnipiac	2 0	195 A	Youngstown St.	0 6				
			287 H	Rider	1 0	195 A	Youngstown St.	2 3				

Non-Div. I Games:

Niagara

RPI	S	Opponent	Score	
230	N	Temple	4	7
230	N	Temple	4	0
232	A	UMBC	5	3
232	N	UMBC	1	3
237	N	La Salle	2	5
237	N	La Salle	9	2
240	H	Canisius	0	4
240	H	Canisius	11	5
243	A	Manhattan	1	2
243	A	Manhattan	1	2
244	A	Siena	0	8
244	A	Siena	4	3
265	N	Sacred Heart	0	1
271	N	Rhode Island	2	1
272	A	Quinnipiac	2	0
272	A	Quinnipiac	4	6
282	A	Saint Peter's	1	4
282	A	Saint Peter's	4	6
287	H	Rider	1	0
287	H	Rider	6	2

Niagara

N
i
a
g
a
r
a

N
i
a
g
a
r
a

Average RPI Win: 207		WON-LOST RECORD		WINNING PCT. RANK		LAST 10 GAMES		STRENGTH OF SCHEDULE		OPP. STRENGTH OF SCHEDULE		TEAM RPI		ADJ RPI		CONF. RPI		ADJ CONF. RPI	
DIV. I ONLY		17-34-0		.33333 237		4-6-0		236		177		250		.42421 249		25		25	
DIV. I NON-CONF.		10-23-0		.30303 234		0-0-0		189		136		233		.43535 228		24		22	
TOTALS		RPI 1-25		RPI 26-50		W-L RECORDS		RPI 51-100		RPI 101-150		RPI 150+							
17-34-0		0-2-0		0-2-0		OVERALL		1-5-0		2-8-0		14-17-0							
6-7-0		0-1-0		0-0-0		HOME		0-0-0		1-2-0		5-4-0							
4-12-0		0-0-0		0-0-0		AWAY		0-0-0		0-4-0		4-8-0							
7-15-0		0-1-0		0-2-0		NEUTRAL		1-5-0		1-2-0		5-5-0							
10-23-0		0-2-0		0-2-0		NON-CONFERENCE		1-5-0		1-6-0		8-8-0							
0-1-0		0-1-0		0-0-0		HOME		0-0-0		0-0-0		0-0-0							
3-7-0		0-0-0		0-0-		AWAY		0-0-0		0-4-0		3-3-0							
7-15-0		0-1-0		0-2-0		NEUTRAL		1-5-0		1-2-0		5-5-0							
7-11-0		0-0-0		0-0-0		CONFERENCE		0-0-0		1-2-0		6-9-0							
6-6-0		0-0-0		0-0-0		HOME		0-0-0		1-2-0		5-4-0							
1-5-0		0-0-0		0-0-0		AWAY		0-0-0		0-0-0		1-5-0							
0-0-0		0-0-0		0-0-0		NEUTRAL		0-0-0		0-0-0		0-0-0							
RPI	S	Opponent		Score		RPI	S	Opponent		Score		RPI	S	Opponent		Score			
1	N	Florida		1	8	45	N	San Diego St.		2	7	56	N	UC Santa Barbara		0	2		
14	H	Washington		0	11	49	N	Stanford		1	10	56	N	UC Santa Barbara		2	4		
												61	N	Utah		1	9		
												72	N	Cal Poly		8	4		
												77	N	BYU		8	14		
												80	N	San Jose St.		7	11		
														105 N Cal St. Northridge		3	4		
														108 A San Diego		0	9		
														108 A San Diego		2	6		
														109 N Hawaii		8	9		
														127 A Nevada		0	6		
														127 A Nevada		2	10		
														137 N UC Davis		7	6		
														145 H Grand Canyon		3	4		
														145 H Grand Canyon		1	6		
														145 H Grand Canyon		4	2		
														152 A New Mexico St.		3	9		
														152 A New Mexico St.		2	10		
														152 A New Mexico St.		1	6		
														152 H New Mexico St.		3	5		
														164 N Boston U.		4	1		
														164 N Boston U.		17	11		
														171 N Penn St.		1	6		
														179 A UC Riverside		2	4		
														179 A UC Riverside		3	1		
														182 N Weber St.		1	2		
														182 N Weber St.		4	6		
														188 N Fairleigh Dickinson		1	3		
														221 N Loyola Marymount		0	1		
														221 N Loyola Marymount		10	1		
														228 H Utah Valley		8	7		
														228 H Utah Valley		4	3		
														228 H Utah Valley		12	13		

Non-Div. I Games:	Northwest (WA)	7	0
-------------------	----------------	---	---

Seattle

RPI	S	Opponent	Score	
233	N	Toledo	4	2
246	A	Bakersfield	4	3
246	A	Bakersfield	1	2
246	A	Bakersfield	0	3
246	H	Bakersfield	2	1
247	H	UMKC	6	4
247	H	UMKC	1	3
247	H	UMKC	3	0
247	H	UMKC	5	8
250	A	Santa Clara	7	3
250	A	Santa Clara	13	11
263	A	Portland St.	3	4
263	A	Portland St.	0	1
263	N	Portland St.	6	5

Seattle

S
e
a
t
t
l
e

S
e
a
t
t
l
e

Average RPI Win:		164	WON-LOST RECORD		WINNING PCT. RANK		LAST 10 GAMES		STRENGTH OF SCHEDULE		OPP. STRENGTH OF SCHEDULE		TEAM RPI		ADJ RPI		CONF. RPI		ADJ CONF. RPI	
DIV. I ONLY			10-34-0		.22727 269		3-7-0		131		152		247		.42281 250		19		18	
DIV. I NON-CONF.			5-24-0		.17241 269		0-1-0		124		142		256		.41541 253		17		17	
TOTALS		RPI 1-25		RPI 26-50		W-L RECORDS		RPI 51-100		RPI 101-150		RPI 150+								
10-34-0		0-2-0		0-2-0		OVERALL		3-9-0		1-10-0		6-11-0								
2-17-0		0-0-0		0-0-0		HOME		1-2-0		1-10-0		0-5-0								
5-11-0		0-0-0		0-2-0		AWAY		1-6-0		0-0-0		4-3-0								
3-6-0		0-2-0		0-0-0		NEUTRAL		1-1-0		0-0-0		2-3-0								
5-24-0		0-2-0		0-2-0		NON-CONFERENCE		2-7-0		1-4-0		2-9-0								
2-11-0		0-0-0		0-0-0		HOME		1-2-0		1-4-0		0-5-0								
0-7-0		0-0-0		0-0-		AWAY		0-4-0		0-0-0		0-1-0								
3-6-0		0-2-0		0-0-0		NEUTRAL		1-1-0		0-0-0		2-3-0								
5-10-0		0-0-0		0-0-0		CONFERENCE		1-2-0		0-6-0		4-2-0								
0-6-0		0-0-0		0-0-0		HOME		0-0-0		0-6-0		0-0-0								
5-4-0		0-0-0		0-0-0		AWAY		1-2-0		0-0-0		4-2-0								
0-0-0		0-0-0		0-0-0		NEUTRAL		0-0-0		0-0-0		0-0-0								
RPI	S	Opponent		Score		RPI	S	Opponent		Score		RPI	S	Opponent		Score				
8	N	Oklahoma		1	10	42	A	Long Beach St.		0	8	53	A	Cal St. Fullerton		0	8			
15	N	Kentucky		0	6	49	A	Stanford		0	8	53	A	Cal St. Fullerton		4	12			
						59	H	Fresno St.		1	0	108	H	San Diego		1	6			
						67	A	California		3	4	124	H	Iowa St.		1	3			
						67	H	California		3	5	124	H	Iowa St.		0	3			
						68	N	Kent St.		2	4	137	H	UC Davis		5	4			
						72	A	Cal Poly		2	3	145	H	Grand Canyon		1	7			
						77	A	BYU		2	3	145	H	Grand Canyon		2	3			
						77	A	BYU		0	5	150	H	St. Mary's (CA)		1	4			
						77	A	BYU		2	1	150	H	St. Mary's (CA)		0	1			
						80	H	San Jose St.		4	8	150	H	St. Mary's (CA)		0	1			
						98	N	Stony Brook		9	1	164	H	Boston U.		4	8			
						LAST 10 GAMES						177	A	Pacific		3	7			
												177	A	Pacific		2	0			
												177	A	Pacific		6	8			
												188	N	Fairleigh Dickinson		1	9			
												188	N	Fairleigh Dickinson		6	0			
189	H	Sacramento St.		1	3															
189	N	Sacramento St.		2	6															
221	A	Loyola Marymount		7	5															
221	A	Loyola Marymount		11	4															
221	A	Loyola Marymount		8	3															
						228	A	Utah Valley		4	12									
						239	H	Princeton		1	6									
						239	N	Princeton		0	4									
						239	N	Princeton		9	1									
						249	H	Seattle		3	7									

Non-Div. I Games:

Santa Clara

RPI	S	Opponent	Score	
249	H	Seattle	11	13

Santa Clara

S
a
n
t
a
C
l
a
r
a

S
a
n
t
a
C
l
a
r
a

Average RPI Win: 223		WON-LOST RECORD		WINNING PCT. RANK		LAST 10 GAMES		STRENGTH OF SCHEDULE		OPP. STRENGTH OF SCHEDULE		TEAM RPI		ADJ RPI		CONF. RPI		ADJ CONF. RPI						
DIV. I ONLY		16-28-0		.36364 224		4-6-0		254		211		251		.42151 251		26		26						
DIV. I NON-CONF.		6-16-0		.27273 248		0-1-0		239		137		258		.41122 257		27		27						
TOTALS		RPI 1-25		RPI 26-50		W-L RECORDS		RPI 51-100		RPI 101-150		RPI 150+												
16-28-0		0-2-0		0-2-0		OVERALL		1-1-0		0-6-0		15-17-0												
6-4-0		0-0-0		0-0-0		HOME		0-0-0		0-1-0		6-3-0												
4-12-0		0-0-0		0-2-0		AWAY		0-0-0		0-4-0		4-6-0												
6-12-0		0-2-0		0-0-0		NEUTRAL		1-1-0		0-1-0		5-8-0												
6-16-0		0-2-0		0-2-0		NON-CONFERENCE		1-1-0		0-3-0		5-8-0												
1-3-0		0-0-0		0-0-0		HOME		0-0-0		0-1-0		1-2-0												
1-4-0		0-0-0		0-0-		AWAY		0-0-0		0-1-0		1-1-0												
4-9-0		0-2-0		0-0-0		NEUTRAL		1-1-0		0-1-0		3-5-0												
10-12-0		0-0-0		0-0-0		CONFERENCE		0-0-0		0-3-0		10-9-0												
5-1-0		0-0-0		0-0-0		HOME		0-0-0		0-0-0		5-1-0												
3-8-0		0-0-0		0-0-0		AWAY		0-0-0		0-3-0		3-5-0												
2-3-0		0-0-0		0-0-0		NEUTRAL		0-0-0		0-0-0		2-3-0												
RPI	S	Opponent		Score		RPI	S	Opponent		Score		RPI	S	Opponent		Score								
23	N	James Madison		3	5	27	A	UCF		1	5	63	N	Illinois		2	12	101	A	Jacksonville	0	8		
23	N	James Madison		1	11	38	A	Northwestern		7	14	95	N	Eastern Ill.		4	3	113	A	Green Bay	4	5		
																		113	A	Green Bay	2	5		
																		113	A	Green Bay	1	3		
																		118	N	Central Mich.	2	5		
																		128	H	IUPUI	1	3		
																		154	N	Western Ill.	1	3		
																		157	H	Northern Ill.	4	12		
																		160	N	Loyola Chicago	2	8		
																		183	A	Indiana	1	4		
																		183	A	Indiana	10	9		
																		187	A	Cleveland St.	1	5		
																		194	N	Valparaiso	2	6		
																		194	N	Valparaiso	10	2		
																		194	N	Valparaiso	3	4		
																		194	N	Valparaiso	4	5		
																		195	A	Youngstown St.	2	4		
																		195	A	Youngstown St.	2	3		
																		195	A	Youngstown St.	3	4		
																		195	N	Youngstown St.	3	2		
																		198	N	Michigan St.	4	3		
																		215	A	Wright St.	3	0		
																		215	H	Wright St.	12	3		
																		215	H	Wright St.	3	2		
																		215	H	Wright St.	14	6		
																		220	N	Florida A&M	2	6		
																		226	N	Mt. St. Mary's	2	5		

RPI	S	Opponent	Score	
233	N	Toledo	4	3
254	N	Middle Tenn.	2	3
256	A	Oakland	8	9
256	A	Oakland	10	5
256	A	Oakland	7	4
262	N	Savannah St.	13	1
275	H	Detroit	6	9
275	H	Detroit	7	6
275	H	Detroit	6	3
278	H	North Dakota	10	2
278	H	North Dakota	10	11

[illegible]

Non-Div. I Games:

Morehead St.

More heads.
st.

M
o
r
e
h
e
a
d
s
t
.

Morehead St.

Average RPI Win: 265		WON-LOST RECORD		WINNING PCT. RANK		LAST 10 GAMES		STRENGTH OF SCHEDULE		OPP. STRENGTH OF SCHEDULE		TEAM RPI		ADJ RPI		CONF. RPI		ADJ CONF. RPI	
DIV. I ONLY		24-13-0		.64865 54		8-2-0		288		283		218		.42059 253		32		32	
DIV. I NON-CONF.		5-11-0		.3125 229		1-2-0		196		132		232		.406 258		32		32	
TOTALS		RPI 1-25		RPI 26-50		W-L RECORDS		RPI 51-100		RPI 101-150		RPI 150+							
24-13-0		0-0-0		0-2-0		OVERALL		0-2-0		2-2-0		22-7-0							
7-1-0		0-0-0		0-0-0		HOME		0-0-0		1-0-0		6-1-0							
7-5-0		0-0-0		0-0-0		AWAY		0-0-0		0-0-0		7-2-0							
10-7-0		0-0-0		0-0-0		NEUTRAL		0-2-0		1-1-0		9-4-0							
5-11-0		0-0-0		0-2-0		NON-CONFERENCE		0-2-0		2-2-0		3-5-0							
1-1-0		0-0-0		0-0-0		HOME		0-0-0		1-0-0		0-1-0							
1-5-0		0-0-0		0-0-		AWAY		0-0-0		0-1-0		1-2-0							
3-5-0		0-0-0		0-0-0		NEUTRAL		0-2-0		1-1-0		2-2-0							
19-2-0		0-0-0		0-0-0		CONFERENCE		0-0-0		0-0-0		19-2-0							
6-0-0		0-0-0		0-0-0		HOME		0-0-0		0-0-0		6-0-0							
6-0-0		0-0-0		0-0-0		AWAY		0-0-0		0-0-0		6-0-0							
7-2-0		0-0-0		0-0-0		NEUTRAL		0-0-0		0-0-0		7-2-0							
RPI	S	Opponent		Score		RPI	S	Opponent		Score		RPI	S	Opponent		Score			
26	A	Texas		1 9		52	N	Texas Tech		0 2		131	N	Akron		5 2			
26	A	Texas		0 8		58	N	Oklahoma St.		0 3		140	A	Sam Houston St.		3 7			
												140	H	Sam Houston St.		6 4			
												141	N	La.-Monroe		10 11			
												167	N	Southern Miss.		0 9			
												167	N	Southern Miss.		8 5			
												175	A	Stephen F. Austin		0 4			
												175	H	Stephen F. Austin		6 10			
												209	A	Houston Baptist		6 14			
												212	N	Nicholls St.		11 6			
												236	N	Jackson St.		2 7			
												241	A	Southeastern La.		11 3			
												247	N	UMKC		0 3			
												270	N	Mississippi Val.		17 4			
												270	N	Mississippi Val.		6 3			
												277	N	Alabama St.		1 3			
												284	H	Southern U.		15 11			
												284	H	Southern U.		16 1			
												284	H	Southern U.		12 1			
												289	H	Ark.-Pine Bluff		9 1			
												289	H	Ark.-Pine Bluff		7 3			
												289	H	Ark.-Pine Bluff		14 1			
												290	N	Alabama A&M		8 0			
												291	A	Prairie View		9 1			
												291	A	Prairie View		5 0			
												291	A	Prairie View		13 3			
												291	N	Prairie View		11 4			
Non-Div. I Games:		Incarnate Word		4	3	Huston-Tillotson		8	1	Huston-Victoria		6	2	Huston-Tillotson		10	0		
		Our Lady Of The Lake		2	3	Huston-Victoria		2	4	Huston-Tillotson		9	1	Huston-Tillotson		8	0		

Non-Div. I Games:	Incarnate Word	2	3	Houston-Victoria	6	8	Houston-Victoria	4	7	RPI	Southland	3	2	score
										291	N Prairie View		5	2
										292	A Grambling		9	4
										292	A Grambling		12	3
										292	A Grambling		12	1
										293	N Alcorn		7	4
										293	N Alcorn		10	2

Texas Southern

Non-Div. I Games: Middle Tenn.

Middle Tenn.

Mid
dle
Ten
n.

Middle Tenn.

Average RPI Win: 236		WON-LOST	WINNING	LAST 10	STRENGTH OF		OPP. STRENGTH	TEAM	ADJ	CONF.	ADJ CONF.
Average RPI Loss: 167		RECORD	PCT. RANK	GAMES	SCHEDULE		OF SCHEDULE	RPI	RPI	RPI	RPI
DIV. I ONLY		13-36-0	.26531	260	4-6-0		151	265	255	.41585	255
DIV. I NON-CONF.		10-22-0	.3125	229	2-2-0		175	288	242	.42169	246
TOTALS		RPI 1-25	RPI 26-50		W-L RECORDS		RPI 51-100		RPI 101-150		RPI 150+
13-36-0	0-0-0	0-0-0		OVERALL		0-7-0		2-7-0		11-22-0	
6-10-0	0-0-0	0-0-0		HOME		0-3-0		1-2-0		5-5-0	
6-17-0	0-0-0	0-0-0		AWAY		0-3-0		1-4-0		5-10-0	
1-9-0	0-0-0	0-0-0		NEUTRAL		0-1-0		0-1-0		1-7-0	
10-22-0	0-0-0	0-0-0		NON-CONFERENCE		0-1-0		2-7-0		8-14-0	
3-4-0	0-0-0	0-0-0		HOME		0-0-0		1-2-0		2-2-0	
6-9-0	0-0-0	0-0-0		AWAY		0-0-0		1-4-0		5-5-0	
1-9-0	0-0-0	0-0-0		NEUTRAL		0-1-0		0-1-0		1-7-0	
3-14-0	0-0-0	0-0-0		CONFERENCE		0-6-0		0-0-0		3-8-0	
3-6-0	0-0-0	0-0-0		HOME		0-3-0		0-0-0		3-3-0	
0-8-0	0-0-0	0-0-0		AWAY		0-3-0		0-0-0		0-5-0	
0-0-0	0-0-0	0-0-0		NEUTRAL		0-0-0		0-0-0		0-0-0	
RPI S	Opponent	Score	RPI S	Opponent	Score	RPI S	Opponent	Score	RPI S	Opponent	Score
						54 N	IPFW	3 9	102 A	Bryant	0 2
						85 A	Albany (NY)	1 9	102 A	Bryant	3 7
						85 A	Albany (NY)	3 4	117 N	Creighton	3 4
						85 A	Albany (NY)	0 9	126 A	Central Conn. St.	0 8
						98 H	Stony Brook	0 5	126 A	Central Conn. St.	0 1
						98 H	Stony Brook	1 2	126 H	Central Conn. St.	1 6
						98 H	Stony Brook	1 10	126 H	Central Conn. St.	0 2
									138 A	Campbell	8 7
									142 H	Dartmouth	1 0
									161 A	Maine	9 12
									161 A	Maine	1 9
									164 A	Boston U.	3 4
									164 H	Boston U.	1 9
									174 H	Binghamton	6 4
									174 H	Binghamton	1 6
									174 H	Binghamton	11 12
									191 N	Saint Francis (PA)	1 3
									191 N	Saint Francis (PA)	0 7
									194 N	Valparaiso	2 5
									195 N	Youngstown St.	4 5
									200 A	Bethune-Cookman	1 2
									200 A	Bethune-Cookman	0 3
									222 H	Seton Hall	1 13
									226 N	Mt. St. Mary's	9 8
									232 A	UMBC	5 7
									232 A	UMBC	2 6
									232 A	UMBC	2 10
			LAST 10 GAMES			268 H	Hartford	7 0	164 A	Boston U.	3 4
						268 H	Hartford	4 1	85 A	Albany (NY)	0 9
						268 H	Hartford	5 7	85 A	Albany (NY)	1 9
						264 A	Holy Cross	5 1	85 A	Albany (NY)	3 4
						264 A	Holy Cross	7 5	126 H	Central Conn. St.	0 2

Non-Div. I Games:

UMass Lowell

RPI	S	Opponent	Score	
237	N	La Salle	4	10
237	N	La Salle	2	5
243	A	Manhattan	8	5
243	A	Manhattan	3	10
244	N	Siena	3	11
264	A	Holy Cross	5	1
264	A	Holy Cross	7	5
264	H	Holy Cross	3	0
264	H	Holy Cross	7	6
268	H	Hartford	4	1
268	H	Hartford	7	0
268	H	Hartford	5	7
271	A	Rhode Island	5	4
271	A	Rhode Island	3	5
279	A	Coppin St.	10	2

UMass Lowell

Average RPI Win: 211		WON-LOST	WINNING	LAST 10	STRENGTH OF		OPP. STRENGTH	TEAM	ADJ	CONF.	ADJ CONF.
Average RPI Loss: 191		RECORD	PCT. RANK	GAMES	SCHEDULE		OF SCHEDULE	RPI	RPI	RPI	RPI
DIV. I ONLY		14-23-0	.37838	213	4-6-0		266	240	257	.41334	256
DIV. I NON-CONF.		9-14-0	.3913	197	0-1-0		246	242	234	.43025	235
TOTALS		RPI 1-25	RPI 26-50		W-L RECORDS		RPI 51-100		RPI 101-150		RPI 150+
14-23-0	0-1-0	0-0-0		OVERALL		1-2-0		1-3-0		12-17-0	
4-6-0	0-0-0	0-0-0		HOME		0-0-0		0-0-0		4-6-0	
3-12-0	0-0-0	0-0-0		AWAY		1-2-0		0-1-0		2-8-0	
7-5-0	0-1-0	0-0-0		NEUTRAL		0-0-0		1-1-0		6-3-0	
9-14-0	0-1-0	0-0-0		NON-CONFERENCE		1-2-0		1-3-0		7-8-0	
0-1-0	0-0-0	0-0-0		HOME		0-0-0		0-0-0		0-1-0	
2-8-0	0-0-0	0-0-		AWAY		1-2-0		0-2-0		1-4-0	
7-5-0	0-1-0	0-0-0		NEUTRAL		0-0-0		1-1-0		6-3-0	
5-9-0	0-0-0	0-0-0		CONFERENCE		0-0-0		0-0-0		5-9-0	
4-5-0	0-0-0	0-0-0		HOME		0-0-0		0-0-0		4-5-0	
1-4-0	0-0-0	0-0-0		AWAY		0-0-0		0-0-0		1-4-0	
0-0-0	0-0-0	0-0-0		NEUTRAL		0-0-0		0-0-0		0-0-0	
RPI S	Opponent	Score		RPI S	Opponent	Score		RPI S	Opponent	Score	
13 N	Tennessee	3	14					60 A	Ga. Southern	0	11
								60 A	Ga. Southern	0	7
								89 A	FGCU	2	1
								118 A	Central Mich.	5	6
								118 A	Central Mich.	1	5
								126 N	Central Conn. St.	4	1
								138 N	Campbell	4	5
								187 H	Cleveland St.	1	0
								194 A	Valparaiso	1	2
								194 A	Valparaiso	4	2
								194 A	Valparaiso	3	11
								195 H	Youngstown St.	2	4
								195 H	Youngstown St.	8	6
								195 H	Youngstown St.	3	0
								203 A	East Tenn. St.	0	8
								203 A	East Tenn. St.	3	4
								215 A	Wright St.	0	3
								215 A	Wright St.	1	7
								217 A	Dayton	1	2
								226 N	Mt. St. Mary's	9	4
								227 N	Northern Colo.	7	11
								227 N	Northern Colo.	5	0
								233 H	Toledo	6	8
								234 N	Eastern Mich.	5	3
								234 N	Eastern Mich.	1	6
								244 N	Siena	0	1
								244 N	Siena	3	0
								251 H	Ill.-Chicago	9	8
								251 H	Ill.-Chicago	5	10
								251 H	Ill.-Chicago	4	7
Non-Div. I Games:				Ave Maria	2	0	Ave Maria	10	2	Oakland	

Oakland

Oakland

Oakland

Average RPI Win:		202	WON-LOST		WINNING		LAST 10		STRENGTH OF		OPP. STRENGTH		TEAM		ADJ		CONF.		ADJ CONF.				
Average RPI Loss:		126	RECORD		PCT. RANK		GAMES		SCHEDULE		OF SCHEDULE		RPI		RPI		RPI		RPI				
DIV. I ONLY			11-46-0		.19298	279	4-6-0		166		158		260		.41053	257	16		16				
DIV. I NON-CONF.			6-24-0		.2	264	1-3-0		204		154		264		.40408	259	16		16				
TOTALS		RPI 1-25		RPI 26-50		W-L RECORDS		RPI 51-100		RPI 101-150		RPI 150+											
11-46-0		0-2-0		0-2-0		OVERALL		0-13-0		3-14-0		8-15-0											
6-13-0		0-0-0		0-0-0		HOME		0-0-0		3-8-0		3-5-0											
2-21-0		0-1-0		0-2-0		AWAY		0-9-0		0-0-0		2-9-0											
3-12-0		0-1-0		0-0-0		NEUTRAL		0-4-0		0-6-0		3-1-0											
6-24-0		0-2-0		0-2-0		NON-CONFERENCE		0-6-0		1-6-0		5-8-0											
4-3-0		0-0-0		0-0-0		HOME		0-0-0		1-1-0		3-2-0											
0-10-0		0-1-0		0-0-		AWAY		0-2-0		0-0-0		0-5-0											
2-11-0		0-1-0		0-0-0		NEUTRAL		0-4-0		0-5-0		2-1-0											
5-22-0		0-0-0		0-0-0		CONFERENCE		0-7-0		2-8-0		3-7-0											
2-10-0		0-0-0		0-0-0		HOME		0-0-0		2-7-0		0-3-0											
2-11-0		0-0-0		0-0-0		AWAY		0-7-0		0-0-0		2-4-0											
1-1-0		0-0-0		0-0-0		NEUTRAL		0-0-0		0-1-0		1-0-0											
RPI	S	Opponent		Score		RPI	S	Opponent		Score		RPI	S	Opponent		Score							
8	A	Oklahoma		3	18	29	A	USC Upstate		0	8	57	A	Coastal Caro.		2	11	104	N	Ole Miss		1	5
24	N	Tulsa		1	23	48	A	Virginia Tech		0	11	57	A	Coastal Caro.		1	5	110	H	Winthrop		4	9
												57	A	Coastal Caro.		2	10	110	H	Winthrop		0	11
												57	A	Coastal Caro.		1	3	110	H	Winthrop		10	3
												64	A	Longwood		1	9	130	H	UNC Greensboro		14	10
												64	A	Longwood		0	3	130	H	UNC Greensboro		5	8
												64	A	Longwood		2	3	135	N	Western Caro.		7	8
												79	N	Western Ky.		1	9	135	N	Western Caro.		2	4
												89	A	FGCU		0	9	138	H	Campbell		4	8
												89	A	FGCU		7	8	138	H	Campbell		2	5
												93	N	Furman		0	12	138	H	Campbell		8	9
												98	N	Stony Brook		2	11	138	N	Campbell		0	7
												98	N	Stony Brook		1	3	143	N	Georgetown		3	4
																		143	N	Georgetown		0	8
																		144	H	Charleston So.		1	10
																		144	H	Charleston So.		4	2
																		144	H	Charleston So.		3	9
																		153	A	Radford		5	16
																		153	A	Radford		0	12
																		153	A	Radford		2	10
																		154	N	Western Ill.		0	5
																		155	A	Charlotte		1	7
																		155	A	Charlotte		0	8
																		176	A	Presbyterian		5	8
																		176	A	Presbyterian		7	5
																		176	A	Presbyterian		6	4
																		202	A	Virginia		1	3
																		202	A	Virginia		3	13
																		202	A	Virginia		1	3

Non-Div. I Games:

Liberty

RPI	S	Opponent	Score	
202	A	Virginia	3	13
203	H	East Tenn. St.	7	13
203	H	East Tenn. St.	13	4
207	A	UNC Wilmington	1	3
231	H	Gardner-Webb	10	13
231	H	Gardner-Webb	3	5
231	H	Gardner-Webb	5	6
231	N	Gardner-Webb	8	5
232	N	UMBC	12	0
261	N	Norfolk St.	5	1
281	H	N.C. Central	9	0
281	H	N.C. Central	7	5
281	H	N.C. Central	0	4

Liberty

L
i
b
e
r
t
y

L
i
b
e
r
t
y

Average RPI Win:	229	WON-LOST	WINNING	LAST 10	STRENGTH OF	OPP. STRENGTH	TEAM	ADJ	CONF.	ADJ CONF.					
Average RPI Loss:	117	RECORD	PCT. RANK	GAMES	SCHEDULE	OF SCHEDULE	RPI	RPI	RPI	RPI					
DIV. I ONLY		9-36-0	.2	273	2-7-0	161	175	258	.41011	258	13	13			
DIV. I NON-CONF.		7-18-0	.28	242	2-2-0	266	246	268	.39555	267	15	15			
<hr/>															
TOTALS	RPI 1-25	RPI 26-50		W-L RECORDS		RPI 51-100		RPI 101-150		RPI 150+					
9-36-0	0-0-0	0-5-0		OVERALL		0-6-0		0-18-0		9-7-0					
1-10-0	0-0-0	0-3-0		HOME		0-3-0		0-3-0		1-1-0					
4-14-0	0-0-0	0-2-0		AWAY		0-3-0		0-5-0		4-4-0					
4-12-0	0-0-0	0-0-0		NEUTRAL		0-0-0		0-10-0		4-2-0					
7-18-0	0-0-0	0-2-0		NON-CONFERENCE		0-0-0		0-11-0		7-5-0					
1-1-0	0-0-0	0-0-0		HOME		0-0-0		0-0-0		1-1-0					
2-10-0	0-0-0	0-0-		AWAY		0-0-0		0-5-0		2-3-0					
4-7-0	0-0-0	0-0-0		NEUTRAL		0-0-0		0-6-0		4-1-0					
2-18-0	0-0-0	0-3-0		CONFERENCE		0-6-0		0-7-0		2-2-0					
0-9-0	0-0-0	0-3-0		HOME		0-3-0		0-3-0		0-0-0					
2-4-0	0-0-0	0-0-0		AWAY		0-3-0		0-0-0		2-1-0					
0-5-0	0-0-0	0-0-0		NEUTRAL		0-0-0		0-4-0		0-1-0					
<hr/>															
RPI	S	Opponent	Score	RPI	S	Opponent	Score	RPI	S	Opponent	Score				
				39	A	Kansas	0 8	54	A	IPFW	1 5	112	N	Murray St.	6 7
				39	A	Kansas	0 8	54	A	IPFW	0 8	112	N	Murray St.	0 11
				44	H	North Dakota St.	1 5	54	A	IPFW	0 9	115	H	South Dakota	0 8
				44	H	North Dakota St.	0 12	73	H	Omaha	2 11	115	H	South Dakota	1 2
				44	H	North Dakota St.	2 14	73	H	Omaha	0 6	115	H	South Dakota	0 10
								73	H	Omaha	4 12	115	N	South Dakota	2 7
												117	A	Creighton	2 10
												117	A	Creighton	0 3
												118	N	Central Mich.	2 5
												118	N	Central Mich.	1 5
												124	A	Iowa St.	1 4
												124	A	Iowa St.	0 3
												128	N	IUPUI	8 12
												128	N	IUPUI	3 15
												128	N	IUPUI	4 14
												134	A	Texas-Arlington	7 9
												139	N	Missouri St.	0 2
												139	N	Missouri St.	1 7
												154	A	Western Ill.	3 4
												154	A	Western Ill.	4 3
												154	A	Western Ill.	7 3
												154	N	Western Ill.	4 10
												178	N	Indiana St.	2 6
												178	N	Indiana St.	14 12
												196	A	Central Ark.	6 2
												205	A	Evansville	3 9
												205	A	Evansville	1 7
LAST 10 GAMES															
				154	N	Western Ill.	4 10	278	A	North Dakota	5 2	178	N	Indiana St.	2 6
				115	N	South Dakota	2 7	115	H	South Dakota	1 2	178	N	Indiana St.	14 12
				247	H	UMKC	5 7	115	H	South Dakota	0 8	196	A	Central Ark.	6 2
				247	H	UMKC	2 0	115	H	South Dakota	0 10	205	A	Evansville	3 9
				278	A	North Dakota	4 6	73	H	Omaha	4 12	205	A	Evansville	1 7

Non-Div. I Games: Dakota St. 9 1 Dakota St. 10 7 South Dakota St.

RPI	S	Opponent	Score	
247	H	UMKC	2	0
247	H	UMKC	5	7
277	N	Alabama St.	10	9
278	A	North Dakota	4	6
278	A	North Dakota	5	2
289	N	Ark.-Pine Bluff	9	3
289	N	Ark.-Pine Bluff	10	1

South Dakota St.

S
o
u
t
h
D
a
k
o
t
a
S
t
.

S
o
u
t
h
D
a
k
o
t
a
S
t
.

Average RPI Win: 192		WON-LOST	WINNING	LAST 10	STRENGTH OF		OPP. STRENGTH	TEAM	ADJ	CONF.	ADJ CONF.
Average RPI Loss: 114		RECORD	PCT. RANK	GAMES	SCHEDULE		OF SCHEDULE	RPI	RPI	RPI	RPI
DIV. I ONLY		5-45-0	.1 292	2-8-0	96		116	259	.40701 259	7	7
DIV. I NON-CONF.		4-20-0	.16667 271	2-2-0	195		216	273	.39094 272	7	8
TOTALS		RPI 1-25	RPI 26-50		W-L RECORDS		RPI 51-100		RPI 101-150		RPI 150+
5-45-0	0-0-0	0-15-0		OVERALL		1-6-0		1-11-0		3-13-0	
3-19-0	0-0-0	0-6-0		HOME		1-5-0		1-6-0		1-2-0	
1-21-0	0-0-0	0-9-0		AWAY		0-0-0		0-3-0		1-9-0	
1-5-0	0-0-0	0-0-0		NEUTRAL		0-1-0		0-2-0		1-2-0	
4-20-0	0-0-0	0-4-0		NON-CONFERENCE		0-1-0		1-5-0		3-10-0	
2-5-0	0-0-0	0-0-0		HOME		0-0-0		1-3-0		1-2-0	
1-10-0	0-0-0	0-0-0		AWAY		0-0-0		0-0-0		1-6-0	
1-5-0	0-0-0	0-0-0		NEUTRAL		0-1-0		0-2-0		1-2-0	
1-25-0	0-0-0	0-11-0		CONFERENCE		1-5-0		0-6-0		0-3-0	
1-14-0	0-0-0	0-6-0		HOME		1-5-0		0-3-0		0-0-0	
0-11-0	0-0-0	0-5-0		AWAY		0-0-0		0-3-0		0-3-0	
0-0-0	0-0-0	0-0-0		NEUTRAL		0-0-0		0-0-0		0-0-0	
RPI S	Opponent	Score	RPI S	Opponent	Score	RPI S	Opponent	Score	RPI S	Opponent	Score
29 H	USC Upstate	0 12	29 H	USC Upstate	2 19	84 H	North Florida	2 11	101 A	Jacksonville	1 7
29 H	USC Upstate	2 19	29 H	USC Upstate	0 18	84 H	North Florida	2 10	101 A	Jacksonville	2 10
29 H	USC Upstate	0 18	30 A	Mississippi St.	1 12	84 H	North Florida	9 7	101 A	Jacksonville	1 8
30 A	Mississippi St.	1 6	89 H	FGCU	7 11	114 H	Kennesaw St.	0 10	114 H	Kennesaw St.	7 17
30 A	Mississippi St.	1 6	89 H	FGCU	4 13	114 H	Kennesaw St.	7 17	114 H	Kennesaw St.	1 9
32 A	Lipscomb	3 6	89 H	FGCU	10 13	114 H	Kennesaw St.	1 9	118 N	Central Mich.	2 12
32 A	Lipscomb	0 6	99 N	Jacksonville St.	0 9	123 H	Marshall	2 8	123 H	Marshall	0 17
32 A	Lipscomb	0 10				123 H	Marshall	0 17	128 N	IUPUI	5 21
35 H	Stetson	1 12				132 H	Eastern Ky.	2 1	132 H	Eastern Ky.	4 7
35 H	Stetson	0 10				132 H	Eastern Ky.	4 7	157 N	Northern Ill.	3 4
35 H	Stetson	0 8				203 A	East Tenn. St.	1 2	203 A	East Tenn. St.	2 5
41 A	Mercer	1 9				203 A	East Tenn. St.	5 6	203 A	East Tenn. St.	5 6
41 A	Mercer	1 4				205 H	Evansville	7 8	208 A	Butler	0 11
43 A	Louisville	2 11				208 A	Butler	2 9	211 A	Miami (OH)	0 8
43 A	Louisville	0 8				220 A	Florida A&M	1 3	220 A	Florida A&M	9 8
LAST 10 GAMES						220 A	Florida A&M	9 8	225 A	Austin Peay	0 13
89 H	FGCU	7 11	32 A	Lipscomb	3 6	225 A	Austin Peay	1 5	252 H	Morehead St.	2 1
89 H	FGCU	4 13	32 A	Lipscomb	0 6	252 H	Morehead St.	2 8	252 H	Morehead St.	2 8
89 H	FGCU	10 13	32 A	Lipscomb	0 10	270 N	Mississippi Val.	2 5			
252 H	Morehead St.	2 8	132 H	Eastern Ky.	4 7						
252 H	Morehead St.	2 1	132 H	Eastern Ky.	2 1						

Non-Div. I Games:

Northern Ky.

RPI	S	Opponent	Score	
270	N	Mississippi Val.	3	1

Northern Ky.

N
o
r
t
h
e
r
n
K
y
.

N
o
r
t
h
e
r
n
K
y
.

Average RPI Win:	209	WON-LOST RECORD	WINNING PCT. RANK	LAST 10 GAMES	STRENGTH OF SCHEDULE	OPP. STRENGTH OF SCHEDULE	TEAM RPI	ADJ RPI	CONF. RPI	ADJ CONF. RPI					
DIV. I ONLY		6-29-0	.17143	284	3-7-0	153	209	264	.406	260	18	19			
DIV. I NON-CONF.		2-14-0	.125	279	0-1-0	130	241	266	.40258	262	19	19			
<hr/>															
TOTALS	RPI 1-25	RPI 26-50		W-L RECORDS		RPI 51-100		RPI 101-150		RPI 150+					
6-29-0	0-0-0	0-3-0		OVERALL		0-2-0		2-10-0		4-14-0					
4-8-0	0-0-0	0-2-0		HOME		0-1-0		2-3-0		2-2-0					
2-10-0	0-0-0	0-1-0		AWAY		0-0-0		0-3-0		2-6-0					
0-11-0	0-0-0	0-0-0		NEUTRAL		0-1-0		0-4-0		0-6-0					
2-14-0	0-0-0	0-1-0		NON-CONFERENCE		0-2-0		0-4-0		2-7-0					
1-1-0	0-0-0	0-0-0		HOME		0-1-0		0-0-0		1-0-0					
1-2-0	0-0-0	0-0-		AWAY		0-0-0		0-0-0		1-1-0					
0-11-0	0-0-0	0-0-0		NEUTRAL		0-1-0		0-4-0		0-6-0					
4-15-0	0-0-0	0-2-0		CONFERENCE		0-0-0		2-6-0		2-7-0					
3-7-0	0-0-0	0-2-0		HOME		0-0-0		2-3-0		1-2-0					
1-8-0	0-0-0	0-0-0		AWAY		0-0-0		0-3-0		1-5-0					
0-0-0	0-0-0	0-0-0		NEUTRAL		0-0-0		0-0-0		0-0-0					
RPI	S	Opponent	Score	RPI	S	Opponent	Score	RPI	S	Opponent	Score				
				28	H	DePaul	0 12	55	N	Fordham	1 3	116	N	Southern Ill.	0 8
				28	H	DePaul	0 7	83	H	Boston College	2 12	117	A	Creighton	6 9
				37	A	South Fla.	1 2					117	A	Creighton	0 5
												117	A	Creighton	0 2
												118	N	Central Mich.	7 8
												120	H	St. John's (NY)	0 2
												120	H	St. John's (NY)	8 0
												120	H	St. John's (NY)	3 12
												126	N	Central Conn. St.	2 10
												129	N	Buffalo	2 6
												143	H	Georgetown	5 4
												143	H	Georgetown	0 1
												161	N	Maine	2 4
												164	N	Boston U.	2 10
												173	N	Iona	1 4
												181	N	Saint Joseph's	1 4
												204	A	UConn	3 4
												208	A	Butler	0 4
												208	A	Butler	7 2
												208	A	Butler	3 4
												218	N	Penn	7 8
												220	N	Florida A&M	3 4
				LAST 10 GAMES								222	A	Seton Hall	0 5
				117	A	Creighton	0 5	143	H	Georgetown	0 1	222	A	Seton Hall	3 11
				117	A	Creighton	6 9	238	H	Villanova	1 7	222	A	Seton Hall	5 7
				117	A	Creighton	0 2	238	H	Villanova	2 0	238	H	Villanova	1 7
				83	H	Boston College	2 12	238	H	Villanova	1 3	238	H	Villanova	2 0
				143	H	Georgetown	5 4	120	H	St. John's (NY)	8 0				

Non-Div. I Games:

Providence

RPI	S	Opponent	Score	
238	H	Villanova	1	3
271	A	Rhode Island	3	1
271	H	Rhode Island	5	0

Providence

P
r
o
v
i
d
e
n
c
e

P
r
o
v
i
d
e
n
c
e

Average RPI Win: 269		WON-LOST	WINNING	LAST 10	STRENGTH OF		OPP. STRENGTH	TEAM	ADJ	CONF.	ADJ CONF.
Average RPI Loss: 196		RECORD	PCT. RANK	GAMES	SCHEDULE		OF SCHEDULE	RPI	RPI	RPI	RPI
DIV. I ONLY		20-26-0	.43478	185	2-8-0		281	288	262	.40591	261
DIV. I NON-CONF.		5-16-0	.2381	258	0-2-0		245	286	275	.38883	273
TOTALS		RPI 1-25	RPI 26-50		W-L RECORDS		RPI 51-100		RPI 101-150		RPI 150+
20-26-0		0-0-0	0-0-0		OVERALL		0-2-0		0-2-0		20-22-0
15-12-0		0-0-0	0-0-0		HOME		0-0-0		0-1-0		15-11-0
3-6-0		0-0-0	0-0-0		AWAY		0-2-0		0-0-0		3-4-0
2-8-0		0-0-0	0-0-0		NEUTRAL		0-0-0		0-1-0		2-7-0
5-16-0		0-0-0	0-0-0		NON-CONFERENCE		0-2-0		0-2-0		5-12-0
4-7-0		0-0-0	0-0-0		HOME		0-0-0		0-1-0		4-6-0
0-3-0		0-0-0	0-0-		AWAY		0-2-0		0-0-0		0-1-0
1-6-0		0-0-0	0-0-0		NEUTRAL		0-0-0		0-1-0		1-5-0
15-10-0		0-0-0	0-0-0		CONFERENCE		0-0-0		0-0-0		15-10-0
11-5-0		0-0-0	0-0-0		HOME		0-0-0		0-0-0		11-5-0
3-3-0		0-0-0	0-0-0		AWAY		0-0-0		0-0-0		3-3-0
1-2-0		0-0-0	0-0-0		NEUTRAL		0-0-0		0-0-0		1-2-0
RPI S	Opponent	Score	RPI S	Opponent	Score	RPI S	Opponent	Score	RPI S	Opponent	Score
						64 A	Longwood	1 2	130 N	UNC Greensboro	3 11
						64 A	Longwood	1 3	146 H	Delaware	2 3
									158 A	Delaware St.	3 2
									158 A	Delaware St.	0 9
									158 A	Delaware St.	0 3
									172 N	Marist	2 10
									190 H	George Mason	5 7
									190 H	George Mason	7 8
									193 H	Hampton	6 7
									193 H	Hampton	0 6
									193 H	Hampton	6 10
									193 N	Hampton	0 8
									195 N	Youngstown St.	1 3
									195 N	Youngstown St.	1 2
									201 H	Monmouth	6 8
									204 N	UConn	7 2
									207 A	UNC Wilmington	2 10
									220 N	Florida A&M	0 1
									232 H	UMBC	1 8
									232 H	UMBC	3 2
									232 N	UMBC	3 5
									237 H	La Salle	0 12
									242 H	Wagner	4 6
									257 N	Liberty	1 5
									273 H	Yale	3 1
									276 H	N.C. A&T	4 2
									276 H	N.C. A&T	4 6
LAST 10 GAMES			LAST 10 GAMES								
			193 N	Hampton	0 8	193 H	Hampton	6 10			
			276 N	N.C. A&T	6 1	281 H	N.C. Central	4 3			
			220 N	Florida A&M	0 1	281 H	N.C. Central	2 5			
			193 H	Hampton	6 7	64 A	Longwood	1 2			
			193 H	Hampton	0 6	64 A	Longwood	1 3			

Non-Div. I Games:

Norfolk St.

RPI	S	Opponent	Score	
276	N	N.C. A&T	6	1
279	H	Coppin St.	8	2
279	H	Coppin St.	12	3
279	H	Coppin St.	16	9
280	H	Morgan St.	9	1
280	H	Morgan St.	4	3
280	H	Morgan St.	8	1
281	H	N.C. Central	4	3
281	H	N.C. Central	2	5
286	A	UMES	3	6
286	A	UMES	5	2
286	A	UMES	7	4
287	H	Rider	7	6
287	H	Rider	3	2
288	H	Howard	13	1
288	H	Howard	18	1
288	H	Howard	11	2

Norfolk St.

N
o
r
f
o
l
k
S
t
.

N
o
r
f
o
l
k
S
t
.

Average RPI Win:		261	WON-LOST RECORD		WINNING PCT. RANK	LAST 10 GAMES		STRENGTH OF SCHEDULE		OPP. STRENGTH OF SCHEDULE		TEAM RPI		ADJ RPI		CONF. RPI		ADJ CONF. RPI					
Average RPI Loss:		164																					
DIV. I ONLY			18-19-0		.48649	147	5-5-0		285		269		251		.40401	262	31		31				
DIV. I NON-CONF.			6-11-0		.35294	213	0-0-0		224		215		236		.41315	255	31		31				
TOTALS		RPI 1-25		RPI 26-50		W-L RECORDS		RPI 51-100		RPI 101-150		RPI 150+											
18-19-0		0-1-0		1-1-0		OVERALL		0-4-0		0-2-0		17-11-0											
7-4-0		0-0-0		1-1-0		HOME		0-0-0		0-0-0		6-3-0											
6-5-0		0-1-0		0-0-0		AWAY		0-1-0		0-0-0		6-3-0											
5-10-0		0-0-0		0-0-0		NEUTRAL		0-3-0		0-2-0		5-5-0											
6-11-0		0-1-0		1-1-0		NON-CONFERENCE		0-4-0		0-2-0		5-3-0											
1-1-0		0-0-0		1-1-0		HOME		0-0-0		0-0-0		0-0-0											
0-2-0		0-1-0		0-0-		AWAY		0-1-0		0-0-0		0-0-0											
5-8-0		0-0-0		0-0-0		NEUTRAL		0-3-0		0-2-0		5-3-0											
12-8-0		0-0-0		0-0-0		CONFERENCE		0-0-0		0-0-0		12-8-0											
6-3-0		0-0-0		0-0-0		HOME		0-0-0		0-0-0		6-3-0											
6-3-0		0-0-0		0-0-0		AWAY		0-0-0		0-0-0		6-3-0											
0-2-0		0-0-0		0-0-0		NEUTRAL		0-0-0		0-0-0		0-2-0											
RPI	S	Opponent		Score		RPI	S	Opponent		Score		RPI	S	Opponent		Score		RPI	S	Opponent		Score	
17	A	Auburn		0	22	41	H	Mercer		2	1	54	N	IPFW		0	8	116	N	Southern Ill.		4	8
						41	H	Mercer		1	6	84	A	North Florida		2	11	116	N	Southern Ill.		5	7
												94	N	Ohio		2	3	153	N	Radford		3	6
												96	N	Troy		0	17	193	N	Hampton		3	4
																		200	A	Bethune-Cookman		1	5
																		200	A	Bethune-Cookman		2	3
																		200	A	Bethune-Cookman		9	6
																		220	H	Florida A&M		9	1
																		220	H	Florida A&M		5	7
																		220	H	Florida A&M		1	15
																		226	N	Mt. St. Mary's		6	9
																		251	N	Ill.-Chicago		1	13
																		270	N	Mississippi Val.		4	1
																		276	H	N.C. A&T		4	7
																		276	H	N.C. A&T		10	0
																		276	H	N.C. A&T		9	7
																		277	N	Alabama St.		8	2
																		279	N	Coppin St.		1	2
																		280	H	Morgan St.		6	1
																		281	A	N.C. Central		6	5
																		281	A	N.C. Central		5	3
																		281	A	N.C. Central		3	6
																		283	A	South Carolina St.		3	0
																		283	A	South Carolina St.		8	1
																		283	A	South Carolina St.		7	4
																		286	H	UMES		11	0
																		286	H	UMES		10	5
Non-Div. I Games:		S.C. Beaufort		7	9	Miles		4	1	S.C. Beaufort		9	3	Brenau		1	14						
		Thomas (GA)		4	3	Brenau		6	3	Miles		6	3	Fort Valley St.		8	4	Savannah St.					

Non-Div. I Games: Fort Valley St. 8 1

RPI	S	Opponent	Score	
290	N	Alabama A&M	4	2
290	N	Alabama A&M	10	4
292	N	Grambling	11	8

Savannah St.

S
a
v
a
n
n
a
h
S
t
.

S
a
v
a
n
n
a
h
S
t
.

Average RPI Win:	186	WON-LOST RECORD	WINNING PCT. RANK	LAST 10 GAMES	STRENGTH OF SCHEDULE	OPP. STRENGTH OF SCHEDULE	TEAM RPI	ADJ RPI	CONF. RPI	ADJ CONF. RPI				
DIV. I ONLY		8-36-0	.18182 281	1-9-0	189	157	268	.40316 263	27	27				
DIV. I NON-CONF.		5-22-0	.18519 266	0-3-0	145	64	251	.42516 241	26	26				
<hr/>														
TOTALS	RPI 1-25	RPI 26-50		W-L RECORDS	RPI 51-100		RPI 101-150		RPI 150+					
8-36-0	0-1-0	0-3-0		OVERALL	1-9-0		1-8-0		6-15-0					
4-6-0	0-0-0	0-0-0		HOME	0-0-0		1-2-0		3-4-0					
1-15-0	0-1-0	0-2-0		AWAY	0-3-0		0-1-0		1-8-0					
3-15-0	0-0-0	0-1-0		NEUTRAL	1-6-0		0-5-0		2-3-0					
<hr/>														
5-22-0	0-1-0	0-3-0		NON-CONFERENCE	1-9-0		0-6-0		4-3-0					
2-0-0	0-0-0	0-0-0		HOME	0-0-0		0-0-0		2-0-0					
0-7-0	0-1-0	0-0-		AWAY	0-3-0		0-1-0		0-0-0					
3-15-0	0-0-0	0-1-0		NEUTRAL	1-6-0		0-5-0		2-3-0					
<hr/>														
3-14-0	0-0-0	0-0-0		CONFERENCE	0-0-0		1-2-0		2-12-0					
2-6-0	0-0-0	0-0-0		HOME	0-0-0		1-2-0		1-4-0					
1-8-0	0-0-0	0-0-0		AWAY	0-0-0		0-0-0		1-8-0					
0-0-0	0-0-0	0-0-0		NEUTRAL	0-0-0		0-0-0		0-0-0					
<hr/>														
RPI	S	Opponent	Score		RPI	S	Opponent	Score		RPI	S	Opponent	Score	
5	A	Oregon	2	4	44	N	North Dakota St.	3	11	56	A	UC Santa Barbara	2	13
					49	A	Stanford	0	10	61	N	Utah	3	10
					49	A	Stanford	1	9	67	N	California	3	8
										69	N	Chattanooga	3	9
										71	A	Oregon St.	1	13
										71	A	Oregon St.	3	6
										77	N	BYU	3	4
										77	N	BYU	4	5
										78	N	Colorado St.	2	6
										88	N	Rutgers	2	0
										105	A	Cal St. Northridge	3	5
										109	N	Hawaii	12	13
										125	H	Idaho St.	1	2
										125	H	Idaho St.	4	7
										125	H	Idaho St.	10	2
										127	N	Nevada	2	6
										137	N	UC Davis	3	4
										142	N	Dartmouth	5	11
										142	N	Dartmouth	2	11
										169	A	Southern Utah	2	10
										169	A	Southern Utah	6	7
										169	A	Southern Utah	0	8
										182	H	Weber St.	2	7
										182	H	Weber St.	3	4
										182	H	Weber St.	5	3
										183	N	Indiana	8	6
										184	N	New Mexico	10	0
										189	A	Sacramento St.	2	5
										189	A	Sacramento St.	2	3
										189	A	Sacramento St.	0	3
										197	N	Utah St.	0	8
										201	N	Monmouth	2	6
										227	A	Northern Colo.	9	1
										227	A	Northern Colo.	5	17
										227	A	Northern Colo.	2	19
										249	H	Seattle	1	0
										249	H	Seattle	4	3

Non-Div. I Games:

Portland St.

RPI	S	Opponent	Score	
249	N	Seattle	5	6
278	H	North Dakota	8	12
278	H	North Dakota	9	11

Portland St.

P
o
r
t
l
a
n
d
S
t
.

P
o
r
t
l
a
n
d
S
t
.

Average RPI Win:		231	WON-LOST RECORD		WINNING PCT. RANK		LAST 10 GAMES		STRENGTH OF SCHEDULE		OPP. STRENGTH OF SCHEDULE		TEAM RPI		ADJ RPI		CONF. RPI		ADJ CONF. RPI				
Average RPI Loss:		176																					
DIV. I ONLY			12-26-0		.31579	244	3-7-0		260		238		261		.40044	264	28		28				
DIV. I NON-CONF.			5-15-0		.25	253	1-3-0		264		229		274		.38425	275	28		28				
TOTALS		RPI 1-25		RPI 26-50		W-L RECORDS		RPI 51-100		RPI 101-150		RPI 150+											
12-26-0		0-1-0		0-1-0		OVERALL		0-2-0		0-7-0		12-15-0											
7-9-0		0-0-0		0-0-0		HOME		0-0-0		0-1-0		7-8-0											
5-14-0		0-1-0		0-0-0		AWAY		0-0-0		0-6-0		5-7-0											
0-3-0		0-0-0		0-1-0		NEUTRAL		0-2-0		0-0-0		0-0-0											
5-15-0		0-1-0		0-1-0		NON-CONFERENCE		0-2-0		0-4-0		5-7-0											
3-4-0		0-0-0		0-0-0		HOME		0-0-0		0-1-0		3-3-0											
2-8-0		0-1-0		0-0-		AWAY		0-0-0		0-3-0		2-4-0											
0-3-0		0-0-0		0-1-0		NEUTRAL		0-2-0		0-0-0		0-0-0											
7-11-0		0-0-0		0-0-0		CONFERENCE		0-0-0		0-3-0		7-8-0											
4-5-0		0-0-0		0-0-0		HOME		0-0-0		0-0-0		4-5-0											
3-6-0		0-0-0		0-0-0		AWAY		0-0-0		0-3-0		3-3-0											
0-0-0		0-0-0		0-0-0		NEUTRAL		0-0-0		0-0-0		0-0-0											
RPI	S	Opponent		Score		RPI	S	Opponent		Score		RPI	S	Opponent		Score							
13	A	Tennessee		0 5		50	N	Col. of Charleston		2 5		60	N	Ga. Southern		2 3		121	A	Lehigh	2 8		
												79	N	Western Ky.		1 9		121	A	Lehigh	0 6		
																		121	A	Lehigh	3 4		
																		126	A	Central Conn. St.	1 8		
																		126	H	Central Conn. St.	4 8		
																		149	A	Tennessee Tech	0 8		
																		149	A	Tennessee Tech	7 8		
																		164	H	Boston U.	6 5		
																		164	H	Boston U.	4 2		
																		164	H	Boston U.	1 11		
																		172	A	Marist	2 5		
																		172	A	Marist	5 4		
																		199	H	Army	0 6		
																		199	H	Army	4 2		
																		199	H	Army	0 1		
																		229	A	Tennessee St.	7 2		
																		229	A	Tennessee St.	2 5		
																		235	A	Bucknell	1 2		
																		235	A	Bucknell	3 6		
																		235	A	Bucknell	7 3		
																		244	H	Siena	0 7		
																		244	H	Siena	5 4		
																		245	H	Colgate	0 2		
																		245	H	Colgate	6 5		
																		245	H	Colgate	4 6		
																		255	A	UMass Lowell	6 7		
																		255	A	UMass Lowell	0 3		
LAST 10 GAMES																							
						245	H	Colgate	4 6	199	H	Army	4 2	245	H	Colgate	0 2	245	H	Colgate	6 5		
						245	H	Colgate	0 2	199	H	Army	0 6	245	H	Colgate	6 5	245	H	Colgate	4 6		
						245	H	Colgate	6 5	199	H	Army	0 1	245	H	Colgate	4 6	245	H	Colgate	4 6		
						255	H	UMass Lowell	1 5	172	A	Marist	2 5	255	A	UMass Lowell	6 7	255	A	UMass Lowell	6 7		
						255	H	UMass Lowell	5 7	172	A	Marist	5 4	255	A	UMass Lowell	0 3	255	A	UMass Lowell	0 3		

Non-Div. I Games:

Holy Cross

Holy Cross

Average RPI Win: 240		WON-LOST	WINNING	LAST 10	STRENGTH OF		OPP. STRENGTH	TEAM	ADJ	CONF.	ADJ CONF.
Average RPI Loss: 186		RECORD	PCT. RANK	GAMES	SCHEDULE		OF SCHEDULE	RPI	RPI	RPI	RPI
DIV. I ONLY		12-30-0	.28571	254	0-10-0		227	263	263	.39936	265
DIV. I NON-CONF.		11-15-0	.42308	178	0-5-0		269	287	246	.4195	248
TOTALS		RPI 1-25	RPI 26-50		W-L RECORDS		RPI 51-100		RPI 101-150		RPI 150+
12-30-0	0-0-0	0-0-0		OVERALL		0-2-0		0-5-0		12-23-0	
4-8-0	0-0-0	0-0-0		HOME		0-0-0		0-2-0		4-6-0	
1-19-0	0-0-0	0-0-0		AWAY		0-2-0		0-2-0		1-15-0	
7-3-0	0-0-0	0-0-0		NEUTRAL		0-0-0		0-1-0		7-2-0	
11-15-0	0-0-0	0-0-0		NON-CONFERENCE		0-2-0		0-1-0		11-12-0	
3-1-0	0-0-0	0-0-0		HOME		0-0-0		0-0-0		3-1-0	
1-11-0	0-0-0	0-0-0		AWAY		0-2-0		0-0-0		1-9-0	
7-3-0	0-0-0	0-0-0		NEUTRAL		0-0-0		0-1-0		7-2-0	
1-15-0	0-0-0	0-0-0		CONFERENCE		0-0-0		0-4-0		1-11-0	
1-7-0	0-0-0	0-0-0		HOME		0-0-0		0-2-0		1-5-0	
0-8-0	0-0-0	0-0-0		AWAY		0-0-0		0-2-0		0-6-0	
0-0-0	0-0-0	0-0-0		NEUTRAL		0-0-0		0-0-0		0-0-0	
RPI S	Opponent	Score	RPI S	Opponent	Score	RPI S	Opponent	Score	RPI S	Opponent	Score
						98 A	Stony Brook	3 4	102 H	Bryant	3 4
						98 A	Stony Brook	3 4	102 H	Bryant	0 5
									126 A	Central Conn. St.	3 4
									126 A	Central Conn. St.	0 5
									131 N	Akron	1 3
									159 A	LIU Brooklyn	0 1
									159 A	LIU Brooklyn	1 2
									173 A	Iona	2 3
									179 A	UC Riverside	5 6
									179 A	UC Riverside	0 5
									180 H	Robert Morris	4 3
									180 H	Robert Morris	1 5
									188 H	Fairleigh Dickinson	1 2
									188 H	Fairleigh Dickinson	1 6
									191 H	Saint Francis (PA)	6 9
									191 H	Saint Francis (PA)	0 2
									192 A	Fairfield	0 3
									192 H	Fairfield	3 2
									199 H	Army	2 3
									219 N	Bowling Green	3 1
									226 A	Mt. St. Mary's	0 1
									226 A	Mt. St. Mary's	0 2
									228 N	Utah Valley	2 3
									230 N	Temple	3 2
									230 N	Temple	0 4
									232 A	UMBC	2 1
									232 A	UMBC	10 14
LAST 10 GAMES											
			243 A	Manhattan	7 9		272 A	Quinnipiac	3 4		
			159 A	LIU Brooklyn	0 1		244 A	Siena	1 3		
			159 A	LIU Brooklyn	1 2		244 A	Siena	2 3		
			191 H	Saint Francis (PA)	6 9		199 H	Army	2 3		
			191 H	Saint Francis (PA)	0 2		188 H	Fairleigh Dickinson	1 6		

Non-Div. I Games:

Sacred Heart

RPI	S	Opponent	Score	
237	N	La Salle	6	5
237	N	La Salle	7	0
242	A	Wagner	0	4
242	A	Wagner	1	2
243	A	Manhattan	7	9
244	A	Siena	2	3
244	A	Siena	1	3
248	N	Niagara	1	0
272	A	Quinnipiac	3	4
272	H	Quinnipiac	4	0
273	H	Yale	5	3
282	N	Saint Peter's	4	0
282	N	Saint Peter's	5	4

Sacred Heart

S
a
c
r
e
d
H
e
a
r
t

S
a
c
r
e
d
H
e
a
r
t

Average RPI Win: 219		WON-LOST	WINNING	LAST 10	STRENGTH OF		OPP. STRENGTH	TEAM	ADJ		CONF.	ADJ CONF.
Average RPI Loss: 158		RECORD	PCT. RANK	GAMES	SCHEDULE		OF SCHEDULE	RPI	RPI		RPI	RPI
DIV. I ONLY		13-36-0	.26531	260	1-9-0		250	215	269		.39822	266
DIV. I NON-CONF.		6-16-0	.27273	248	0-2-0		290	230	278		.378	276
TOTALS		RPI 1-25	RPI 26-50		W-L RECORDS		RPI 51-100		RPI 101-150		RPI 150+	
13-36-0		0-0-0	0-1-0		OVERALL		0-8-0		4-10-0		9-17-0	
5-16-0		0-0-0	0-1-0		HOME		0-5-0		2-1-0		3-9-0	
5-15-0		0-0-0	0-0-0		AWAY		0-3-0		2-5-0		3-7-0	
3-5-0		0-0-0	0-0-0		NEUTRAL		0-0-0		0-4-0		3-1-0	
6-16-0		0-0-0	0-1-0		NON-CONFERENCE		0-1-0		1-4-0		5-10-0	
1-8-0		0-0-0	0-1-0		HOME		0-1-0		0-0-0		1-6-0	
2-4-0		0-0-0	0-0-		AWAY		0-0-0		1-1-0		1-3-0	
3-4-0		0-0-0	0-0-0		NEUTRAL		0-0-0		0-3-0		3-1-0	
7-20-0		0-0-0	0-0-0		CONFERENCE		0-7-0		3-6-0		4-7-0	
4-8-0		0-0-0	0-0-0		HOME		0-4-0		2-1-0		2-3-0	
3-11-0		0-0-0	0-0-0		AWAY		0-3-0		1-4-0		2-4-0	
0-1-0		0-0-0	0-0-0		NEUTRAL		0-0-0		0-1-0		0-0-0	
RPI S	Opponent	Score	RPI S	Opponent	Score	RPI S	Opponent	Score	RPI S	Opponent	Score	
			32 H	Lipscomb	0 13	79 H	Western Ky.	1 5	111 A	Samford	3 9	
						90 H	SIU Edwardsville	2 3	111 A	Samford	18 8	
						90 H	SIU Edwardsville	1 3	112 A	Murray St.	0 5	
						95 H	Eastern Ill.	2 11	112 A	Murray St.	2 7	
						95 H	Eastern Ill.	1 3	122 N	Bradley	7 8	
						99 A	Jacksonville St.	0 8	132 A	Eastern Ky.	3 4	
						99 A	Jacksonville St.	0 3	132 A	Eastern Ky.	1 4	
						99 A	Jacksonville St.	0 11	132 A	Eastern Ky.	3 1	
									132 N	Eastern Ky.	2 3	
									149 H	Tennessee Tech	4 3	
									149 H	Tennessee Tech	3 6	
									149 H	Tennessee Tech	10 2	
									150 N	St. Mary's (CA)	0 6	
									150 N	St. Mary's (CA)	8 9	
									165 A	UT Martin	1 3	
									165 A	UT Martin	1 2	
									179 A	UC Riverside	5 6	
									179 A	UC Riverside	2 3	
									203 H	East Tenn. St.	2 8	
									205 H	Evansville	0 8	
									205 N	Evansville	1 4	
									206 H	Louisiana Tech	3 7	
									208 H	Butler	2 3	
									211 N	Miami (OH)	5 3	
									221 A	Loyola Marymount	1 5	
									225 A	Austin Peay	1 2	
									225 A	Austin Peay	4 8	
LAST 10 GAMES			229 H	Tennessee St.	5 2	99 A	Jacksonville St.	0 8	208 H	Butler	2 3	
			229 H	Tennessee St.	3 5	99 A	Jacksonville St.	0 3	211 N	Miami (OH)	5 3	
			229 H	Tennessee St.	1 4	99 A	Jacksonville St.	0 11	221 A	Loyola Marymount	1 5	
			254 H	Middle Tenn.	1 3	90 H	SIU Edwardsville	1 3	225 A	Austin Peay	1 2	
			254 H	Middle Tenn.	3 4	90 H	SIU Edwardsville	2 3	225 A	Austin Peay	4 8	

Non-Div. I Games:

Belmont

RPI	S	Opponent	Score	
229	H	Tennessee St.	5	2
229	H	Tennessee St.	3	5
229	H	Tennessee St.	1	4
240	N	Canisius	2	0
252	H	Morehead St.	7	0
252	H	Morehead St.	1	3
254	H	Middle Tenn.	3	4
254	H	Middle Tenn.	1	3
269	A	Southeast Mo. St.	6	0
269	A	Southeast Mo. St.	14	5
275	A	Detroit	6	2
275	H	Detroit	9	1
285	N	Brown	3	0

Belmont

B
e
l
m
o
n
t

B
e
l
m
o
n
t

Average RPI Win:	209	WON-LOST	WINNING	LAST 10	STRENGTH OF	OPP. STRENGTH	TEAM	ADJ	CONF.	ADJ CONF.					
Average RPI Loss:	161	RECORD	PCT. RANK	GAMES	SCHEDULE	OF SCHEDULE	RPI	RPI	RPI	RPI					
DIV. I ONLY		7-33-0	.175	283	2-8-0	167	229	270	.39606	267	24	24			
DIV. I NON-CONF.		3-22-0	.12	282	0-2-0	142	237	269	.39335	269	25	25			
<hr/>															
TOTALS	RPI 1-25	RPI 26-50		W-L RECORDS		RPI 51-100		RPI 101-150		RPI 150+					
7-33-0	0-0-0	0-2-0		OVERALL		0-5-0		1-5-0		6-21-0					
4-7-0	0-0-0	0-0-0		HOME		0-0-0		1-0-0		3-7-0					
0-16-0	0-0-0	0-0-0		AWAY		0-2-0		0-2-0		0-11-0					
3-10-0	0-0-0	0-1-0		NEUTRAL		0-3-0		0-3-0		3-3-0					
<hr/>															
3-22-0	0-0-0	0-2-0		NON-CONFERENCE		0-3-0		0-5-0		3-12-0					
0-2-0	0-0-0	0-0-0		HOME		0-0-0		0-0-0		0-2-0					
0-10-0	0-0-0	0-0-		AWAY		0-0-0		0-2-0		0-7-0					
3-10-0	0-0-0	0-1-0		NEUTRAL		0-3-0		0-3-0		3-3-0					
<hr/>															
4-11-0	0-0-0	0-0-0		CONFERENCE		0-2-0		1-0-0		3-9-0					
4-5-0	0-0-0	0-0-0		HOME		0-0-0		1-0-0		3-5-0					
0-6-0	0-0-0	0-0-0		AWAY		0-2-0		0-0-0		0-4-0					
0-0-0	0-0-0	0-0-0		NEUTRAL		0-0-0		0-0-0		0-0-0					
<hr/>															
RPI	S	Opponent	Score	RPI	S	Opponent	Score	RPI	S	Opponent	Score				
				34	A	North Carolina St.	0 15	55	A	Fordham	6 9	126	N	Central Conn. St.	2 9
				37	N	South Fla.	0 8	55	A	Fordham	0 12	126	N	Central Conn. St.	0 6
								65	N	Georgia St.	1 8	138	N	Campbell	1 10
								99	N	Jacksonville St.	0 12	144	A	Charleston So.	0 3
								99	N	Jacksonville St.	2 7	144	A	Charleston So.	0 6
												148	H	Saint Louis	6 5
												155	A	Charlotte	4 12
												155	A	Charlotte	2 10
												168	H	Massachusetts	8 10
												168	H	Massachusetts	2 17
												174	A	Binghamton	5 6
												174	A	Binghamton	2 4
												180	A	Robert Morris	4 6
												180	A	Robert Morris	0 8
												180	N	Robert Morris	0 7
												181	A	Saint Joseph's	1 4
												181	A	Saint Joseph's	2 7
												186	N	Drexel	3 0
												187	N	Cleveland St.	5 4
												187	N	Cleveland St.	1 5
												193	A	Hampton	0 1
				LAST 10 GAMES								217	H	Dayton	0 3
				181	A	Saint Joseph's	1 4	180	A	Robert Morris	0 8	217	H	Dayton	5 4
				181	A	Saint Joseph's	2 7	55	A	Fordham	0 12	224	H	George Washington	5 3
				271	H	Rhode Island	8 0	55	A	Fordham	6 9	224	H	George Washington	0 8
				271	H	Rhode Island	3 4	217	H	Dayton	5 4	233	N	Toledo	3 1
				180	A	Robert Morris	4 6	217	H	Dayton	0 3	237	A	La Salle	7 9

Non-Div. I Games:

St. Bonaventure

RPI	S	Opponent	Score	
237	A	La Salle	1	8
240	H	Canisius	3	10
240	H	Canisius	7	9
256	N	Oakland	4	5
271	H	Rhode Island	3	4
271	H	Rhode Island	8	0

St. Bonaventure

S
t
.
B
o
n
a
v
e
n
t
u
r
e

S
t
.
B
o
n
a
v
e
n
t
u
r
e

Average RPI Win: 238		WON-LOST	WINNING		LAST 10	STRENGTH OF		OPP. STRENGTH	TEAM	ADJ		CONF.	ADJ CONF.
Average RPI Loss: 178		RECORD	PCT. RANK		GAMES	SCHEDULE		OF SCHEDULE	RPI	RPI		RPI	RPI
DIV. I ONLY		8-30-0	.21053	271	1-9-0	169		267	266	.39592	268	21	22
DIV. I NON-CONF.		6-14-0	.3	235	0-1-0	219		292	259	.40256	263	22	23
TOTALS		RPI 1-25	RPI 26-50		W-L RECORDS		RPI 51-100		RPI 101-150		RPI 150+		
8-30-0	0-0-0	0-0-0		OVERALL		0-6-0		0-2-0		8-22-0			
4-9-0	0-0-0	0-0-0		HOME		0-3-0		0-0-0		4-6-0			
4-16-0	0-0-0	0-0-0		AWAY		0-3-0		0-0-0		4-13-0			
0-5-0	0-0-0	0-0-0		NEUTRAL		0-0-0		0-2-0		0-3-0			
6-14-0	0-0-0	0-0-0		NON-CONFERENCE		0-0-0		0-2-0		6-12-0			
3-1-0	0-0-0	0-0-0		HOME		0-0-0		0-0-0		3-1-0			
3-8-0	0-0-0	0-0-		AWAY		0-0-0		0-0-0		3-8-0			
0-5-0	0-0-0	0-0-0		NEUTRAL		0-0-0		0-2-0		0-3-0			
2-16-0	0-0-0	0-0-0		CONFERENCE		0-6-0		0-0-0		2-10-0			
1-8-0	0-0-0	0-0-0		HOME		0-3-0		0-0-0		1-5-0			
1-8-0	0-0-0	0-0-0		AWAY		0-3-0		0-0-0		1-5-0			
0-0-0	0-0-0	0-0-0		NEUTRAL		0-0-0		0-0-0		0-0-0			
RPI S	Opponent	Score	RPI S	Opponent	Score	RPI S	Opponent	Score	RPI S	Opponent	Score		
						85 H Albany (NY)	0 7		121 N Lehigh	0 9			
						85 H Albany (NY)	1 11		121 N Lehigh	1 9			
						85 H Albany (NY)	1 4		158 A Delaware St.	0 1			
						98 A Stony Brook	1 2		158 A Delaware St.	1 4			
						98 A Stony Brook	0 9		158 A Delaware St.	0 8			
						98 A Stony Brook	2 11		161 H Maine	9 12			
									161 H Maine	0 10			
									161 H Maine	2 0			
									174 A Binghamton	0 8			
									174 A Binghamton	3 10			
									174 A Binghamton	8 9			
									181 N Saint Joseph's	8 9			
									188 N Fairleigh Dickinson	4 7			
									193 A Hampton	4 1			
									204 A UConn	1 12			
									216 N Columbia	3 7			
									232 H UMBC	0 10			
									232 H UMBC	4 5			
									232 H UMBC	5 7			
									239 A Princeton	1 4			
									239 A Princeton	6 5			
									243 A Manhattan	6 11			
									243 A Manhattan	1 6			
									244 H Siena	0 8			
									244 H Siena	1 0			
									255 A UMass Lowell	1 4			
									255 A UMass Lowell	0 7			
LAST 10 GAMES													
			255 A UMass Lowell	0 7	232 H UMBC	5 7	243 A Manhattan	1 6					
			255 A UMass Lowell	1 4	174 A Binghamton	3 10	244 H Siena	0 8					
			255 A UMass Lowell	7 5	174 A Binghamton	0 8	244 H Siena	1 0					
			232 H UMBC	0 10	174 A Binghamton	8 9	255 A UMass Lowell	1 4					
			232 H UMBC	4 5	204 A UConn	1 12	255 A UMass Lowell	0 7					

Non-Div. I Games:

Hartford

RPI	S	Opponent	Score	
255	A	UMass Lowell	7	5
271	H	Rhode Island	10	4
271	H	Rhode Island	3	1
273	A	Yale	6	3
273	A	Yale	5	6

Hartford

H
a
r
t
f
o
r
d

H
a
r
t
f
o
r
d

Average RPI Win:	196	WON-LOST RECORD	WINNING PCT. RANK	LAST 10 GAMES	STRENGTH OF SCHEDULE	OPP. STRENGTH OF SCHEDULE	TEAM RPI	ADJ RPI	CONF. RPI	ADJ CONF. RPI		
DIV. I ONLY	8-33-0	.19512	277	2-6-0	204	230	271	.39508	269	22	21	
DIV. I NON-CONF.	5-13-0	.27778	245	1-1-0	184	259	255	.42184	245	21	21	
<hr/>												
TOTALS	RPI 1-25	RPI 26-50		W-L RECORDS	RPI 51-100		RPI 101-150		RPI 150+			
8-33-0	0-0-0	0-2-0		OVERALL	0-6-0		3-9-0		5-16-0			
2-14-0	0-0-0	0-1-0		HOME	0-2-0		1-5-0		1-6-0			
2-15-0	0-0-0	0-0-0		AWAY	0-3-0		2-3-0		0-9-0			
4-4-0	0-0-0	0-1-0		NEUTRAL	0-1-0		0-1-0		4-1-0			
<hr/>												
5-13-0	0-0-0	0-2-0		NON-CONFERENCE	0-1-0		1-4-0		4-6-0			
0-2-0	0-0-0	0-1-0		HOME	0-0-0		0-1-0		0-0-0			
1-7-0	0-0-0	0-0-		AWAY	0-0-0		1-2-0		0-5-0			
4-4-0	0-0-0	0-1-0		NEUTRAL	0-1-0		0-1-0		4-1-0			
<hr/>												
3-20-0	0-0-0	0-0-0		CONFERENCE	0-5-0		2-5-0		1-10-0			
2-12-0	0-0-0	0-0-0		HOME	0-2-0		1-4-0		1-6-0			
1-8-0	0-0-0	0-0-0		AWAY	0-3-0		1-1-0		0-4-0			
0-0-0	0-0-0	0-0-0		NEUTRAL	0-0-0		0-0-0		0-0-0			
<hr/>												
RPI S	Opponent	Score	RPI S	Opponent	Score	RPI S	Opponent	Score	RPI S	Opponent	Score	
			32 N	Lipscomb	0 11	75 N	Ball St.	2 11	112 H	Murray St.	4 5	
			44 H	North Dakota St.	0 11	90 A	SIU Edwardsville	2 9	112 H	Murray St.	5 3	
						90 A	SIU Edwardsville	0 10	112 H	Murray St.	0 1	
						90 A	SIU Edwardsville	0 3	132 A	Eastern Ky.	1 5	
						99 H	Jacksonville St.	0 9	132 A	Eastern Ky.	5 3	
						99 H	Jacksonville St.	0 9	139 H	Missouri St.	0 8	
									141 A	La.-Monroe	4 6	
									148 A	Saint Louis	9 7	
									148 A	Saint Louis	0 8	
									148 N	Saint Louis	4 7	
									149 H	Tennessee Tech	3 5	
									149 H	Tennessee Tech	0 3	
									151 A	Memphis	1 6	
									160 N	Loyola Chicago	13 3	
									165 A	UT Martin	1 6	
									165 A	UT Martin	6 12	
									178 A	Indiana St.	2 3	
									178 A	Indiana St.	0 2	
									205 A	Evansville	4 8	
									205 A	Evansville	5 6	
									209 N	Houston Baptist	3 6	
									209 N	Houston Baptist	9 7	
			LAST 10 GAMES						225 H	Austin Peay	13 4	
			112 H	Murray St.	5 3	148 A	Saint Louis	0 8	225 H	Austin Peay	1 4	
			112 H	Murray St.	4 5	148 A	Saint Louis	9 7	225 H	Austin Peay	2 6	
			112 H	Murray St.	0 1	149 H	Tennessee Tech	0 3	229 H	Tennessee St.	1 3	
			165 A	UT Martin	1 6	149 H	Tennessee Tech	3 5	229 H	Tennessee St.	3 4	
			165 A	UT Martin	6 12	99 H	Jacksonville St.	0 9				
<hr/>												
Non-Div. I Games:	Mo.-St. Louis	5	4	Mo. Baptist	13	1	Mo.-St. Louis	4	6	Mo. Baptist	10	5
Southeast Mo. St.												

RPI	S	Opponent	Score	
252	A	Morehead St.	6	7
252	A	Morehead St.	4	7
266	H	Belmont	0	6
266	H	Belmont	5	14
292	N	Grambling	9	1
292	N	Grambling	2	0

Southeast Mo. St.
.
S
t
.

S
o
u
t
h
e
a
s
t
M
o
.
S
t
.

Average RPI Win: 275		WON-LOST	WINNING	LAST 10	STRENGTH OF		OPP. STRENGTH	TEAM	ADJ	CONF.	ADJ CONF.								
Average RPI Loss: 156		RECORD	PCT. RANK	GAMES	SCHEDULE		OF SCHEDULE	RPI	RPI	RPI	RPI								
DIV. I ONLY		13-31-0	.29545	252	7-3-0		241	280	265	.39194	270	32	32						
DIV. I NON-CONF.		1-22-0	.04348	288	0-0-0		71	128	263	.3926	271	32	32						
<hr/>																			
TOTALS		RPI 1-25	RPI 26-50		W-L RECORDS		RPI 51-100		RPI 101-150		RPI 150+								
13-31-0		0-2-0	0-2-0		OVERALL		0-7-0		0-7-0		13-13-0								
4-3-0		0-0-0	0-1-0		HOME		0-0-0		0-0-0		4-2-0								
3-13-0		0-2-0	0-1-0		AWAY		0-3-0		0-3-0		3-4-0								
6-15-0		0-0-0	0-0-0		NEUTRAL		0-4-0		0-4-0		6-7-0								
1-22-0		0-2-0	0-2-0		NON-CONFERENCE		0-7-0		0-7-0		1-4-0								
0-1-0		0-0-0	0-1-0		HOME		0-0-0		0-0-0		0-0-0								
0-10-0		0-2-0	0-0-		AWAY		0-3-0		0-3-0		0-1-0								
1-11-0		0-0-0	0-0-0		NEUTRAL		0-4-0		0-4-0		1-3-0								
12-9-0		0-0-0	0-0-0		CONFERENCE		0-0-0		0-0-0		12-9-0								
4-2-0		0-0-0	0-0-0		HOME		0-0-0		0-0-0		4-2-0								
3-3-0		0-0-0	0-0-0		AWAY		0-0-0		0-0-0		3-3-0								
5-4-0		0-0-0	0-0-0		NEUTRAL		0-0-0		0-0-0		5-4-0								
RPI	S	Opponent	Score		RPI	S	Opponent	Score		RPI	S	Opponent	Score						
3	A	Alabama	0	12	30	A	Mississippi St.	0	8	70	N	Purdue	0	12					
15	A	Kentucky	0	10	30	H	Mississippi St.	0	13	76	A	Arkansas	4	20					
										76	A	Arkansas	5	13					
										79	A	Western Ky.	0	9					
										99	N	Jacksonville St.	4	16					
										99	N	Jacksonville St.	1	13					
										99	N	Jacksonville St.	0	8					
												133	A	Northwestern St.	0	11			
												133	A	Northwestern St.	0	8			
												133	A	Northwestern St.	0	9			
												151	A	Memphis	0	4			
												220	N	Florida A&M	0	8			
												236	H	Jackson St.	6	4			
												236	H	Jackson St.	3	6			
												236	H	Jackson St.	2	4			
												236	N	Jackson St.	8	7			
												236	N	Jackson St.	4	3			
												253	N	Texas Southern	4	17			
												253	N	Texas Southern	3	6			
												259	N	Northern Ky.	5	2			
												259	N	Northern Ky.	1	3			
												262	N	Savannah St.	1	4			
												277	A	Alabama St.	5	10			
												277	A	Alabama St.	0	8			
												277	A	Alabama St.	6	14			
LAST 10 GAMES					LAST 10 GAMES					LAST 10 GAMES									
					253	N	Texas Southern	3	6	236	H	Jackson St.	2	4	284	N	Southern U.	3	2
					236	N	Jackson St.	4	3	236	H	Jackson St.	3	6	284	N	Southern U.	7	4
					236	N	Jackson St.	8	7	290	A	Alabama A&M	4	3	289	N	Ark.-Pine Bluff	8	3
					284	N	Southern U.	7	4	290	A	Alabama A&M	17	5	290	A	Alabama A&M	17	5
					236	H	Jackson St.	6	4	290	A	Alabama A&M	9	8	290	A	Alabama A&M	4	3
<hr/>																			
Non-Div. I Games:		Spring Hill	1	13	Miles	1	0	LSU-Alexandria	1	8	William Carey	1	9	Mississippi Val.					
		Mobile	6	7															

RPI	S	Opponent	Score	
290	A	Alabama A&M	9	8
291	N	Prairie View	12	14
292	N	Grambling	5	6
293	H	Alcorn	12	10
293	H	Alcorn	13	4
293	H	Alcorn	1	0

Mississippi Val.

Mississippi Val.

Mississippi Val.

Average RPI Win: 211		WON-LOST RECORD		WINNING PCT. RANK		LAST 10 GAMES		STRENGTH OF SCHEDULE		OPP. STRENGTH OF SCHEDULE		TEAM RPI		ADJ RPI		CONF. RPI		ADJ CONF. RPI	
DIV. I ONLY		12-31-1		.28409 256		2-7-1		249		237		267		.39151 271		24		24	
DIV. I NON-CONF.		6-20-0		.23077 259		0-1-0		265		261		276		.37209 277		25		25	
TOTALS		RPI 1-25		RPI 26-50		W-L RECORDS		RPI 51-100		RPI 101-150		RPI 150+							
12-31-1		0-0-0		0-1-0		OVERALL		0-5-0		2-2-0		10-23-1							
6-6-0		0-0-0		0-0-0		HOME		0-2-0		1-1-0		5-3-0							
5-19-1		0-0-0		0-1-0		AWAY		0-3-0		1-1-0		4-14-1							
1-6-0		0-0-0		0-0-0		NEUTRAL		0-0-0		0-0-0		1-6-0							
6-20-0		0-0-0		0-1-0		NON-CONFERENCE		0-3-0		1-1-0		5-15-0							
2-3-0		0-0-0		0-0-0		HOME		0-0-0		1-1-0		1-2-0							
3-12-0		0-0-0		0-0-		AWAY		0-3-0		0-0-0		3-8-0							
1-5-0		0-0-0		0-0-0		NEUTRAL		0-0-0		0-0-0		1-5-0							
6-11-1		0-0-0		0-0-0		CONFERENCE		0-2-0		1-1-0		5-8-1							
4-3-0		0-0-0		0-0-0		HOME		0-2-0		0-0-0		4-1-0							
2-7-1		0-0-0		0-0-0		AWAY		0-0-0		1-1-0		1-6-1							
0-1-0		0-0-0		0-0-0		NEUTRAL		0-0-0		0-0-0		0-1-0							
RPI	S	Opponent		Score		RPI	S	Opponent		Score		RPI	S	Opponent		Score			
						35	A	Stetson	0	12			102	H	Bryant	11	3		
					</														

Non-Div. I Games: Abilene Christian 5 3 Abilene Christian 1 9

Rhode Island

RPI	S	Opponent	Score	
248	N	Niagara	1	2
255	H	UMass Lowell	4	5
255	H	UMass Lowell	5	3
260	A	Providence	0	5
260	H	Providence	1	3
267	A	St. Bonaventure	4	3
267	A	St. Bonaventure	0	8
268	A	Hartford	4	10
268	A	Hartford	1	3
286	A	UMES	6	1
286	A	UMES	5	1

R
h
o
d
e
I
s
l
a
n
d

R
h
o
d
e
I
s
l
a
n
d

Rhode Island

[illegible]

Non-Div. I Games:

Quinnipiac

RPI	S	Opponent	Score	
242	N	Wagner	1	3
242	N	Wagner	5	2
243	A	Manhattan	2	0
243	A	Manhattan	1	6
244	A	Siena	2	10
244	A	Siena	2	3
248	H	Niagara	6	4
248	H	Niagara	0	2
256	N	Oakland	1	7
265	A	Sacred Heart	0	4
265	H	Sacred Heart	4	3
282	A	Saint Peter's	6	3
282	A	Saint Peter's	16	4
287	A	Rider	7	8
287	A	Rider	12	1

Quinnipiac

Q
u
i
n
n
i
p
i
a
c

Q
u
i
n
n
i
p
i
a
c

Average RPI Win: 248		WON-LOST RECORD	WINNING PCT. RANK		LAST 10 GAMES	STRENGTH OF SCHEDULE	OPP. STRENGTH OF SCHEDULE	TEAM RPI	ADJ RPI		CONF. RPI	ADJ CONF. RPI			
Average RPI Loss: 168															
DIV. I ONLY		8-33-0	.19512	277	3-7-0	210	261	275	.38453	273	29	29			
DIV. I NON-CONF.		4-17-0	.19048	265	0-1-0	167	247	261	.40113	264	29	29			
<hr/>															
TOTALS		RPI 1-25		RPI 26-50		W-L RECORDS		RPI 51-100		RPI 101-150		RPI 150+			
8-33-0		0-0-0		0-2-0		OVERALL		0-0-0		0-14-0		8-17-0			
3-9-0		0-0-0		0-0-0		HOME		0-0-0		0-4-0		3-5-0			
2-14-0		0-0-0		0-2-0		AWAY		0-0-0		0-4-0		2-8-0			
3-10-0		0-0-0		0-0-0		NEUTRAL		0-0-0		0-6-0		3-4-0			
4-17-0		0-0-0		0-2-0		NON-CONFERENCE		0-0-0		0-6-0		4-9-0			
1-1-0		0-0-0		0-0-0		HOME		0-0-0		0-0-0		1-1-0			
0-6-0		0-0-0		0-0-		AWAY		0-0-0		0-0-0		0-4-0			
3-10-0		0-0-0		0-0-0		NEUTRAL		0-0-0		0-6-0		3-4-0			
4-16-0		0-0-0		0-0-0		CONFERENCE		0-0-0		0-8-0		4-8-0			
2-8-0		0-0-0		0-0-0		HOME		0-0-0		0-4-0		2-4-0			
2-8-0		0-0-0		0-0-0		AWAY		0-0-0		0-4-0		2-4-0			
0-0-0		0-0-0		0-0-0		NEUTRAL		0-0-0		0-0-0		0-0-0			
RPI	S	Opponent	Score	RPI	S	Opponent	Score	RPI	S	Opponent	Score				
				27	A	UCF	0 4			102	N	Bryant	6 15		
				37	A	South Fla.	0 2			102	N	Bryant	4 6		
										103	N	Fla. Atlantic	1 10		
										113	N	Green Bay	0 2		
										118	N	Central Mich.	0 7		
										118	N	Central Mich.	1 6		
										136	H	Harvard	5 7		
										136	H	Harvard	3 11		
										136	H	Harvard	2 6		
										136	H	Harvard	0 5		
										142	A	Dartmouth	1 5		
										142	A	Dartmouth	3 5		
										142	A	Dartmouth	2 3		
										142	A	Dartmouth	1 10		
										164	N	Boston U.	2 13		
										164	N	Boston U.	2 3		
										168	A	Massachusetts	1 3		
										168	A	Massachusetts	1 6		
										171	N	Penn St.	0 5		
										188	N	Fairleigh Dickinson	4 1		
										208	N	Butler	4 2		
				LAST 10 GAMES						216	A	Columbia	2 3		
				285	H	Brown	2 5	136	H	Harvard	5 7	216	A	Columbia	0 8
				285	H	Brown	7 5	136	H	Harvard	0 5	218	A	Penn	0 3
				285	A	Brown	10 1	136	H	Harvard	2 6	218	A	Penn	0 3
				285	A	Brown	11 2	265	A	Sacred Heart	3 5	222	N	Seton Hall	5 2
				136	H	Harvard	3 11	142	A	Dartmouth	1 5	223	H	Cornell	0 3

Non-Div. I Games:

Yale

RPI	S	Opponent	Score	
223	H	Cornell	3	5
239	H	Princeton	2	1
239	H	Princeton	2	5
242	N	Wagner	7	9
261	A	Norfolk St.	1	3
265	A	Sacred Heart	3	5
268	H	Hartford	6	5
268	H	Hartford	3	6
285	A	Brown	11	2
285	A	Brown	10	1
285	H	Brown	2	5
285	H	Brown	7	5

Average RPI Win:	233	WON-LOST RECORD	WINNING PCT. RANK	LAST 10 GAMES	STRENGTH OF SCHEDULE	OPP. STRENGTH OF SCHEDULE	TEAM RPI	ADJ RPI	CONF. RPI	ADJ CONF. RPI				
DIV. I ONLY		10-32-0	.2381	267	5-5-0	244	258	274	.38345	274	28	28		
DIV. I NON-CONF.		6-18-0	.25	253	4-0-0	249	266	270	.38777	274	28	28		
<hr/>														
TOTALS	RPI 1-25	RPI 26-50		W-L RECORDS		RPI 51-100		RPI 101-150		RPI 150+				
10-32-0	0-0-0	0-0-0		OVERALL		0-3-0		0-8-0		10-21-0				
4-11-0	0-0-0	0-0-0		HOME		0-0-0		0-2-0		4-9-0				
5-15-0	0-0-0	0-0-0		AWAY		0-3-0		0-3-0		5-9-0				
1-6-0	0-0-0	0-0-0		NEUTRAL		0-0-0		0-3-0		1-3-0				
<hr/>														
6-18-0	0-0-0	0-0-0		NON-CONFERENCE		0-3-0		0-5-0		6-10-0				
1-5-0	0-0-0	0-0-0		HOME		0-0-0		0-2-0		1-3-0				
4-7-0	0-0-0	0-0-		AWAY		0-3-0		0-0-0		4-4-0				
1-6-0	0-0-0	0-0-0		NEUTRAL		0-0-0		0-3-0		1-3-0				
<hr/>														
4-14-0	0-0-0	0-0-0		CONFERENCE		0-0-0		0-3-0		4-11-0				
3-6-0	0-0-0	0-0-0		HOME		0-0-0		0-0-0		3-6-0				
1-8-0	0-0-0	0-0-0		AWAY		0-0-0		0-3-0		1-5-0				
0-0-0	0-0-0	0-0-0		NEUTRAL		0-0-0		0-0-0		0-0-0				
<hr/>														
RPI	S	Opponent	Score	RPI	S	Opponent	Score	RPI	S	Opponent	Score			
				64 A Longwood				2	7	121 A Lehigh			1	4
				64 A Longwood				0	8	121 A Lehigh			1	9
				82 A Boise St.				4	11	121 A Lehigh			0	4
								125 N Idaho St.			1	16		
								125 N Idaho St.			0	6		
								125 N Idaho St.			0	10		
								146 H Delaware			0	3		
								146 H Delaware			0	3		
								164 A Boston U.			1	3		
								164 A Boston U.			1	2		
								164 A Boston U.			1	10		
								166 H Towson			0	8		
								166 H Towson			9	6		
								166 N Towson			8	6		
								166 N Towson			2	6		
								169 N Southern Utah			5	8		
								169 N Southern Utah			5	13		
								199 A Army			1	3		
								199 A Army			0	9		
								199 A Army			8	2		
				216 A Columbia			1	9						
				216 A Columbia			4	12						
				230 H Temple			1	10						
				230 H Temple			0	4						
				235 H Bucknell			3	7						
				235 H Bucknell			0	12						
				235 H Bucknell			2	1						

Non-Div. I Games:

Lafayette

RPI	S	Opponent	Score	
238	A	Villanova	5	2
238	A	Villanova	8	4
245	H	Colgate	1	5
245	H	Colgate	0	6
245	H	Colgate	5	2
264	H	Holy Cross	1	5
264	H	Holy Cross	0	7
264	H	Holy Cross	2	0
282	A	Saint Peter's	3	7
282	A	Saint Peter's	4	7
287	A	Rider	5	4
287	A	Rider	6	2

L
a
f
a
y
e
t
t
e

L
a
f
a
y
e
t
t
e

Lafayette

[illegible]

Non-Div. I Games:

Davenport

2

13

Davenport

8

7

Detroit

Detroit

Through Games Of May 11

RPI	S	Opponent	Score	
219	A	Bowling Green	0	2
233	N	Toledo	5	2
251	A	Ill.-Chicago	3	6
251	A	Ill.-Chicago	9	6
251	A	Ill.-Chicago	6	7
256	A	Oakland	2	1
256	A	Oakland	6	1
266	A	Belmont	1	9
266	H	Belmont	2	6

Detroit

D
e
t
r
o
i
t

D
e
t
r
o
i
t

Average RPI Win: 243		WON-LOST RECORD	WINNING PCT. RANK	LAST 10 GAMES	STRENGTH OF SCHEDULE	OPP. STRENGTH OF SCHEDULE	TEAM RPI	ADJ RPI	CONF. RPI	ADJ CONF. RPI	
Average RPI Loss: 212											
DIV. I ONLY		16-28-0	.36364 224	2-8-0	282	281	273	.37961 276	31	31	
DIV. I NON-CONF.		6-16-0	.27273 248	0-1-0	291	282	281	.35824 281	31	31	
<hr/>											
TOTALS		RPI 1-25	RPI 26-50		W-L RECORDS		RPI 51-100		RPI 101-150		RPI 150+
16-28-0		0-0-0	0-0-0		OVERALL		0-0-0		2-4-0		14-24-0
7-10-0		0-0-0	0-0-0		HOME		0-0-0		0-2-0		7-8-0
5-12-0		0-0-0	0-0-0		AWAY		0-0-0		0-1-0		5-11-0
4-6-0		0-0-0	0-0-0		NEUTRAL		0-0-0		2-1-0		2-5-0
6-16-0		0-0-0	0-0-0		NON-CONFERENCE		0-0-0		2-4-0		4-12-0
1-6-0		0-0-0	0-0-0		HOME		0-0-0		0-2-0		1-4-0
1-6-0		0-0-0	0-0-		AWAY		0-0-0		0-1-0		1-5-0
4-4-0		0-0-0	0-0-0		NEUTRAL		0-0-0		2-1-0		2-3-0
10-12-0		0-0-0	0-0-0		CONFERENCE		0-0-0		0-0-0		10-12-0
6-4-0		0-0-0	0-0-0		HOME		0-0-0		0-0-0		6-4-0
4-6-0		0-0-0	0-0-0		AWAY		0-0-0		0-0-0		4-6-0
0-2-0		0-0-0	0-0-0		NEUTRAL		0-0-0		0-0-0		0-2-0
RPI S	Opponent	Score	RPI S	Opponent	Score	RPI S	Opponent	Score	RPI S	Opponent	Score
									111 H	Samford	0 18
									123 N	Marshall	4 1
									130 A	UNC Greensboro	1 7
									130 H	UNC Greensboro	0 8
									148 N	Saint Louis	1 17
									148 N	Saint Louis	7 4
									158 N	Delaware St.	1 7
									162 A	Elon	3 7
									162 H	Elon	0 3
									166 H	Towson	0 6
									166 H	Towson	10 7
									191 H	Saint Francis (PA)	0 11
									193 A	Hampton	2 3
									193 A	Hampton	0 1
									200 H	Bethune-Cookman	3 7
									200 H	Bethune-Cookman	1 2
									200 H	Bethune-Cookman	0 1
									207 A	UNC Wilmington	2 3
									220 A	Florida A&M	8 3
									220 A	Florida A&M	7 0
									220 A	Florida A&M	1 2
									229 A	Tennessee St.	4 5
									231 A	Gardner-Webb	6 8
									231 A	Gardner-Webb	3 5
									231 N	Gardner-Webb	3 2
									261 A	Norfolk St.	6 4
									261 A	Norfolk St.	2 4
LAST 10 GAMES											
			261 N	Norfolk St.	1 6	111 H	Samford	0 18			
			158 N	Delaware St.	1 7	193 A	Hampton	0 1			
			281 H	N.C. Central	8 0	193 A	Hampton	2 3			
			281 H	N.C. Central	5 6	200 H	Bethune-Cookman	1 2			
			281 H	N.C. Central	4 3	200 H	Bethune-Cookman	3 7			

Non-Div. I Games:

N.C. A&T

RPI	S	Opponent	Score	
261	N	Norfolk St.	1	6
262	A	Savannah St.	0	10
262	A	Savannah St.	7	4
262	A	Savannah St.	7	9
277	A	Alabama St.	9	3
281	H	N.C. Central	4	3
281	H	N.C. Central	8	0
281	H	N.C. Central	5	6
283	H	South Carolina St.	4	3
283	H	South Carolina St.	4	2
283	H	South Carolina St.	6	5
286	H	UMES	9	1
287	H	Rider	7	8
289	N	Ark.-Pine Bluff	10	7
289	N	Ark.-Pine Bluff	1	4
290	N	Alabama A&M	4	6
290	N	Alabama A&M	3	8

N
.
C
.
A
&
T

N
.
C
.
A
&
T

Average RPI Win: 279		WON-LOST RECORD		WINNING PCT. RANK		LAST 10 GAMES		STRENGTH OF SCHEDULE		OPP. STRENGTH OF SCHEDULE		TEAM RPI		ADJ RPI		CONF. RPI		ADJ CONF. RPI	
DIV. I ONLY		16-25-0		.39024 208		4-6-0		292		287		278		.37051 277		32		32	
DIV. I NON-CONF.		1-17-0		.05556 287		0-2-0		220		243		284		.3501 285		32		32	
TOTALS		RPI 1-25		RPI 26-50		W-L RECORDS		RPI 51-100		RPI 101-150		RPI 150+							
16-25-0		0-1-0		0-0-0		OVERALL		0-1-0		0-4-0		16-19-0							
8-7-0		0-0-0		0-0-0		HOME		0-1-0		0-1-0		8-5-0							
3-6-0		0-1-0		0-0-0		AWAY		0-0-0		0-1-0		3-4-0							
5-12-0		0-0-0		0-0-0		NEUTRAL		0-0-0		0-2-0		5-10-0							
1-17-0		0-1-0		0-0-0		NON-CONFERENCE		0-1-0		0-4-0		1-11-0							
1-4-0		0-0-0		0-0-0		HOME		0-1-0		0-1-0		1-2-0							
0-4-0		0-1-0		0-0-		AWAY		0-0-0		0-1-0		0-2-0							
0-9-0		0-0-0		0-0-0		NEUTRAL		0-0-0		0-2-0		0-7-0							
15-8-0		0-0-0		0-0-0		CONFERENCE		0-0-0		0-0-0		15-8-0							
7-3-0		0-0-0		0-0-0		HOME		0-0-0		0-0-0		7-3-0							
3-2-0		0-0-0		0-0-0		AWAY		0-0-0		0-0-0		3-2-0							
5-3-0		0-0-0		0-0-0		NEUTRAL		0-0-0		0-0-0		5-3-0							
RPI S	Opponent	Score		RPI S	Opponent	Score		RPI S	Opponent	Score		RPI S	Opponent	Score					
17 A	Auburn	3	5					99 H	Jacksonville St.	2	22	111 A	Samford	1	9				
												112 H	Murray St.	2	6				
												129 N	Buffalo	3	4				
												131 N	Akron	9	12				
												154 N	Western Ill.	3	15				
												186 N	Drexel	3	13				
												196 A	Central Ark.	3	18				
												212 N	Nicholls St.	1	9				
												220 H	Florida A&M	6	8				
												220 N	Florida A&M	11	12				
												231 H	Gardner-Webb	3	2				
												236 H	Jackson St.	2	5				
												236 H	Jackson St.	4	5				
												236 H	Jackson St.	1	9				
												241 A	Southeastern La.	0	4				
												247 N	UMKC	0	8				
												253 N	Texas Southern	3	1				
												258 N	South Dakota St.	9	10				
												262 N	Savannah St.	2	8				
												270 H	Mississippi Val.	8	0				
												270 H	Mississippi Val.	14	6				
												270 H	Mississippi Val.	10	5				
												276 H	N.C. A&T	3	9				
												284 H	Southern U.	9	1				
												284 H	Southern U.	4	3				
												284 H	Southern U.	9	6				
												284 N	Southern U.	9	8				
LAST 10 GAMES				LAST 10 GAMES				LAST 10 GAMES				LAST 10 GAMES							
293 N	Alcorn	21	1	293 A	Alcorn	11	6	293 N	Alcorn	2	3	293 A	Alcorn	1	5				
291 N	Prairie View	6	11	293 A	Alcorn	1	5	290 A	Alabama A&M	6	3	290 H	Alabama A&M	15	5				
99 H	Jacksonville St.	2	22																
17 A	Auburn	3	5																

Non-Div. I Games: Miles 11 8

Alabama St.

RPI	S	Opponent	Score	
289	N	Ark.-Pine Bluff	10	3
290	A	Alabama A&M	9	2
290	A	Alabama A&M	6	3
290	H	Alabama A&M	15	5
291	N	Prairie View	10	8
291	N	Prairie View	2	3
291	N	Prairie View	6	11
292	N	Grambling	3	10
293	A	Alcorn	3	7
293	A	Alcorn	11	6
293	A	Alcorn	1	5
293	N	Alcorn	21	1

Alabama St.

A
l
a
b
a
m
a
s
t
.

A
l
a
b
a
m
a
s
t
.

Average RPI Win: 216		WON-LOST	WINNING	LAST 10	STRENGTH OF		OPP. STRENGTH	TEAM	ADJ	CONF.	ADJ CONF.				
Average RPI Loss: 154		RECORD	PCT. RANK	GAMES	SCHEDULE		OF SCHEDULE	RPI	RPI	RPI	RPI				
DIV. I ONLY		6-39-0	.13333	288	2-8-0		233	195	279	.36919	278	27	27		
DIV. I NON-CONF.		3-28-0	.09677	285	1-3-0		227	164	280	.36694	278	26	26		
<hr/>															
TOTALS		RPI 1-25		RPI 26-50		W-L RECORDS		RPI 51-100		RPI 101-150		RPI 150+			
6-39-0		0-0-0		0-3-0		OVERALL		0-5-0		2-11-0		4-20-0			
2-6-0		0-0-0		0-0-0		HOME		0-0-0		1-2-0		1-4-0			
3-24-0		0-0-0		0-2-0		AWAY		0-4-0		0-6-0		3-12-0			
1-9-0		0-0-0		0-1-0		NEUTRAL		0-1-0		1-3-0		0-4-0			
<hr/>															
3-28-0		0-0-0		0-3-0		NON-CONFERENCE		0-5-0		1-9-0		2-11-0			
1-1-0		0-0-0		0-0-0		HOME		0-0-0		0-0-0		1-1-0			
1-18-0		0-0-0		0-0-		AWAY		0-4-0		0-6-0		1-6-0			
1-9-0		0-0-0		0-1-0		NEUTRAL		0-1-0		1-3-0		0-4-0			
<hr/>															
3-11-0		0-0-0		0-0-0		CONFERENCE		0-0-0		1-2-0		2-9-0			
1-5-0		0-0-0		0-0-0		HOME		0-0-0		1-2-0		0-3-0			
2-6-0		0-0-0		0-0-0		AWAY		0-0-0		0-0-0		2-6-0			
0-0-0		0-0-0		0-0-0		NEUTRAL		0-0-0		0-0-0		0-0-0			
<hr/>															
RPI	S	Opponent	Score	RPI	S	Opponent	Score	RPI	S	Opponent	Score	RPI	S	Opponent	Score
				36	A	Wisconsin	1 17	73	A	Omaha	0 10	124	A	Iowa St.	7 10
				36	A	Wisconsin	2 11	73	A	Omaha	0 8	124	A	Iowa St.	7 16
				45	N	San Diego St.	7 13	76	N	Arkansas	1 20	124	N	Iowa St.	2 13
								86	A	Wichita St.	1 16	125	H	Idaho St.	3 8
								89	A	FGCU	0 12	125	H	Idaho St.	6 5
												125	H	Idaho St.	1 11
												127	A	Nevada	1 9
												127	A	Nevada	1 9
												127	A	Nevada	4 21
												136	N	Harvard	4 7
												137	N	UC Davis	2 9
												137	N	UC Davis	9 4
												150	A	St. Mary's (CA)	0 8
												157	A	Northern Ill.	5 8
												157	A	Northern Ill.	2 10
												157	N	Northern Ill.	3 10
												169	A	Southern Utah	2 10
												169	A	Southern Utah	4 7
												169	A	Southern Utah	2 10
												178	A	Indiana St.	0 9
												189	A	Sacramento St.	0 9
												189	A	Sacramento St.	1 5
												189	A	Sacramento St.	3 6
												219	A	Bowling Green	0 8
												219	A	Bowling Green	0 3
												227	H	Northern Colo.	6 10
												227	H	Northern Colo.	2 10
												73	A	Omaha	0 8
												73	A	Omaha	0 10
LAST 10 GAMES				LAST 10 GAMES				LAST 10 GAMES				LAST 10 GAMES			
				125	H	Idaho St.	3 8	227	H	Northern Colo.	7 21	125	H	Idaho St.	6 5
				125	H	Idaho St.	6 5	227	H	Northern Colo.	6 10	219	A	Bowling Green	0 8
				125	H	Idaho St.	1 11	227	H	Northern Colo.	2 10	219	A	Bowling Green	0 3
				258	H	South Dakota St.	6 4	73	A	Omaha	0 8	227	H	Northern Colo.	6 10
				258	H	South Dakota St.	2 5	73	A	Omaha	0 10	227	H	Northern Colo.	2 10

Non-Div. I Games:

North Dakota

RPI	S	Opponent	Score	
227	H	Northern Colo.	7	21
234	N	Eastern Mich.	5	9
238	N	Villanova	3	4
247	N	UMKC	0	8
251	A	Ill.-Chicago	2	10
251	A	Ill.-Chicago	11	10
258	H	South Dakota St.	2	5
258	H	South Dakota St.	6	4
263	A	Portland St.	11	9
263	A	Portland St.	12	8

North Dakota

N
o
r
t
h
D
a
k
o
t
a

N
o
r
t
h
D
a
k
o
t
a

Average RPI Win: 272		WON-LOST	WINNING	LAST 10	STRENGTH OF		OPP. STRENGTH	TEAM	ADJ	CONF.	ADJ CONF.		
Average RPI Loss: 207		RECORD	PCT. RANK	GAMES	SCHEDULE		OF SCHEDULE	RPI	RPI	RPI	RPI		
DIV. I ONLY		10-26-0	.27778	257	4-6-0		277	286	280	.36627	279	31	31
DIV. I NON-CONF.		2-14-0	.125	279	1-0-0		278	279	289	.34212	286	31	31
TOTALS		RPI 1-25	RPI 26-50		W-L RECORDS		RPI 51-100		RPI 101-150		RPI 150+		
10-26-0	0-0-0	0-0-0		OVERALL		0-0-0		0-0-0		10-26-0			
6-6-0	0-0-0	0-0-0		HOME		0-0-0		0-0-0		6-6-0			
3-15-0	0-0-0	0-0-0		AWAY		0-0-0		0-0-0		3-13-0			
1-5-0	0-0-0	0-0-0		NEUTRAL		0-0-0		0-0-0		1-5-0			
2-14-0	0-0-0	0-0-0		NON-CONFERENCE		0-0-0		0-0-0		2-14-0			
1-3-0	0-0-0	0-0-0		HOME		0-0-0		0-0-0		1-3-0			
1-8-0	0-0-0	0-0-		AWAY		0-0-0		0-0-0		1-8-0			
0-3-0	0-0-0	0-0-0		NEUTRAL		0-0-0		0-0-0		0-3-0			
8-12-0	0-0-0	0-0-0		CONFERENCE		0-0-0		0-0-0		8-12-0			
5-3-0	0-0-0	0-0-0		HOME		0-0-0		0-0-0		5-3-0			
2-7-0	0-0-0	0-0-0		AWAY		0-0-0		0-0-0		2-7-0			
1-2-0	0-0-0	0-0-0		NEUTRAL		0-0-0		0-0-0		1-2-0			
RPI S	Opponent	Score	RPI S	Opponent	Score	RPI S	Opponent	Score	RPI S	Opponent	Score		
									158 A	Delaware St.	0 9		
									158 A	Delaware St.	0 13		
									158 A	Delaware St.	1 3		
									158 N	Delaware St.	2 5		
									162 A	Elon	8 17		
									162 A	Elon	1 7		
									176 N	Presbyterian	1 2		
									186 A	Drexel	4 12		
									186 A	Drexel	1 3		
									190 A	George Mason	2 12		
									190 A	George Mason	0 13		
									193 H	Hampton	4 8		
									193 H	Hampton	1 9		
									193 H	Hampton	1 8		
									195 H	Youngstown St.	2 11		
									200 N	Bethune-Cookman	0 6		
									217 N	Dayton	7 15		
									226 H	Mt. St. Mary's	6 5		
									235 A	Bucknell	4 6		
									235 A	Bucknell	3 2		
									235 A	Bucknell	1 6		
									237 H	La Salle	0 2		
									255 H	UMass Lowell	2 10		
									261 A	Norfolk St.	2 8		
									261 A	Norfolk St.	9 16		
									261 A	Norfolk St.	3 12		
									262 N	Savannah St.	2 1		
Non-Div. I Games:		McDaniel	8 3	McDaniel	1 2	Bowie St.		16 6	Bowie St.		16 1	Coppin St.	

Average RPI Win:	267	WON-LOST RECORD	WINNING PCT. RANK	LAST 10 GAMES	STRENGTH OF SCHEDULE	OPP. STRENGTH OF SCHEDULE	TEAM RPI	ADJ RPI	CONF. RPI	ADJ CONF. RPI		
DIV. I ONLY		7-19-0	.26923	259	5-5-0	283	291	282	.36348	280	31	31
DIV. I NON-CONF.		1-6-0	.14286	276	0-0-0	168	236	272	.39409	268	31	31
<hr/>												
TOTALS	RPI 1-25	RPI 26-50		W-L RECORDS		RPI 51-100		RPI 101-150		RPI 150+		
7-19-0	0-0-0	0-2-0		OVERALL		0-0-0		0-0-0		7-17-0		
4-4-0	0-0-0	0-0-0		HOME		0-0-0		0-0-0		4-4-0		
1-13-0	0-0-0	0-2-0		AWAY		0-0-0		0-0-0		1-11-0		
2-2-0	0-0-0	0-0-0		NEUTRAL		0-0-0		0-0-0		2-2-0		
1-6-0	0-0-0	0-2-0		NON-CONFERENCE		0-0-0		0-0-0		1-4-0		
0-0-0	0-0-0	0-0-0		HOME		0-0-0		0-0-0		0-0-0		
0-4-0	0-0-0	0-0-		AWAY		0-0-0		0-0-0		0-2-0		
1-2-0	0-0-0	0-0-0		NEUTRAL		0-0-0		0-0-0		1-2-0		
6-13-0	0-0-0	0-0-0		CONFERENCE		0-0-0		0-0-0		6-13-0		
4-4-0	0-0-0	0-0-0		HOME		0-0-0		0-0-0		4-4-0		
1-9-0	0-0-0	0-0-0		AWAY		0-0-0		0-0-0		1-9-0		
1-0-0	0-0-0	0-0-0		NEUTRAL		0-0-0		0-0-0		1-0-0		
<hr/>												
RPI	S	Opponent	Score	RPI	S	Opponent	Score	RPI	S	Opponent	Score	
				48	A	Virginia Tech	1 13			158	H Delaware St.	2 12
				48	A	Virginia Tech	2 22			158	H Delaware St.	2 1
										158	H Delaware St.	0 8
										166	A Towson	2 14
										166	A Towson	7 15
										191	N Saint Francis (PA)	3 11
										191	N Saint Francis (PA)	2 10
										193	A Hampton	1 10
										193	A Hampton	2 5
										193	A Hampton	1 9
										261	A Norfolk St.	3 4
										261	A Norfolk St.	1 9
										261	A Norfolk St.	1 8
										262	A Savannah St.	1 6
										279	H Coppin St.	3 7
										279	H Coppin St.	6 2
										279	H Coppin St.	4 5
										286	H UMES	10 2
										286	H UMES	9 1
										286	N UMES	12 9
										287	N Rider	7 3
										288	A Howard	7 0
										288	A Howard	5 7
										288	A Howard	7 11
				LAST 10 GAMES								
				279	H	Coppin St.	6 2	158	H	Delaware St.	2 1	
				279	H	Coppin St.	3 7	288	A	Howard	7 0	
				279	H	Coppin St.	4 5	288	A	Howard	5 7	
				286	H	UMES	9 1	288	A	Howard	7 11	
				286	H	UMES	10 2	261	A	Norfolk St.	1 8	
<hr/>												
Non-Div. I Games:	Thomas (GA)	14	12	S.C. Beaufort	2	5	Brewton Parker	1	3	Morgan St.		

Average RPI Win: 269		WON-LOST	WINNING	LAST 10	STRENGTH OF		OPP. STRENGTH	TEAM	ADJ	CONF.	ADJ CONF.
Average RPI Loss: 183		RECORD	PCT. RANK	GAMES	SCHEDULE		OF SCHEDULE	RPI	RPI	RPI	RPI
DIV. I ONLY		9-35-0	.20455	272	3-7-0		275	249	283	.36172	281
DIV. I NON-CONF.		1-24-0	.04	290	0-1-0		241	170	287	.35133	284
TOTALS		RPI 1-25	RPI 26-50		W-L RECORDS		RPI 51-100		RPI 101-150		RPI 150+
9-35-0		0-0-0	0-4-0		OVERALL		0-2-0		0-2-0		9-27-0
5-4-0		0-0-0	0-0-0		HOME		0-0-0		0-0-0		5-4-0
4-23-0		0-0-0	0-4-0		AWAY		0-0-0		0-2-0		4-17-0
0-8-0		0-0-0	0-0-0		NEUTRAL		0-2-0		0-0-0		0-6-0
1-24-0		0-0-0	0-4-0		NON-CONFERENCE		0-2-0		0-2-0		1-16-0
0-1-0		0-0-0	0-0-0		HOME		0-0-0		0-0-0		0-1-0
1-15-0		0-0-0	0-0-		AWAY		0-0-0		0-2-0		1-9-0
0-8-0		0-0-0	0-0-0		NEUTRAL		0-2-0		0-0-0		0-6-0
8-11-0		0-0-0	0-0-0		CONFERENCE		0-0-0		0-0-0		8-11-0
5-3-0		0-0-0	0-0-0		HOME		0-0-0		0-0-0		5-3-0
3-8-0		0-0-0	0-0-0		AWAY		0-0-0		0-0-0		3-8-0
0-0-0		0-0-0	0-0-0		NEUTRAL		0-0-0		0-0-0		0-0-0
RPI S	Opponent	Score	RPI S	Opponent	Score	RPI S	Opponent	Score	RPI S	Opponent	Score
			41 A	Mercer	0 11	54 N	IPFW	0 9	138 A	Campbell	0 10
			41 A	Mercer	0 8	54 N	IPFW	0 9	138 A	Campbell	1 9
			50 A	Col. of Charleston	0 7				162 A	Elon	2 7
			50 A	Col. of Charleston	1 5				163 A	Appalachian St.	5 7
									163 H	Appalachian St.	1 5
									166 N	Towson	6 18
									172 N	Marist	1 3
									172 N	Marist	1 6
									176 A	Presbyterian	2 10
									176 A	Presbyterian	1 9
									195 N	Youngstown St.	5 6
									200 A	Bethune-Cookman	0 1
									200 A	Bethune-Cookman	0 2
									200 A	Bethune-Cookman	0 1
									202 N	Virginia	1 8
									207 A	UNC Wilmington	3 11
									207 A	UNC Wilmington	0 4
									207 A	UNC Wilmington	3 6
									220 H	Florida A&M	0 4
									220 H	Florida A&M	3 2
									234 N	Eastern Mich.	1 2
									257 A	Liberty	4 0
									257 A	Liberty	0 9
									257 A	Liberty	5 7
									261 A	Norfolk St.	5 2
									261 A	Norfolk St.	3 4
									262 H	Savannah St.	3 5
LAST 10 GAMES			276 A	N.C. A&T	0 8	162 A	Elon	2 7			
			276 A	N.C. A&T	6 5	220 H	Florida A&M	0 4			
			276 A	N.C. A&T	3 4	220 H	Florida A&M	3 2			
			261 A	Norfolk St.	3 4	283 A	South Carolina St.	1 5			
			261 A	Norfolk St.	5 2	283 A	South Carolina St.	2 3			

Non-Div. I Games:

N.C. Central

N.C. Central

Average RPI Win: 262		WON-LOST	WINNING	LAST 10	STRENGTH OF		OPP. STRENGTH	TEAM	ADJ		CONF.	ADJ CONF.	
Average RPI Loss: 195		RECORD	PCT. RANK	GAMES	SCHEDULE		OF SCHEDULE	RPI	RPI		RPI	RPI	
DIV. I ONLY		10-42-0	.19231	280	0-10-0		261	277	281	.36145	282	30	30
DIV. I NON-CONF.		5-26-0	.16129	273	0-2-0		233	280	279	.36451	279	30	30
TOTALS		RPI 1-25	RPI 26-50		W-L RECORDS		RPI 51-100		RPI 101-150		RPI 150+		
10-42-0	0-0-0	0-0-0		OVERALL		0-3-0		0-7-0		10-32-0			
5-11-0	0-0-0	0-0-0		HOME		0-0-0		0-0-0		5-11-0			
2-17-0	0-0-0	0-0-0		AWAY		0-1-0		0-2-0		2-14-0			
3-14-0	0-0-0	0-0-0		NEUTRAL		0-2-0		0-5-0		3-7-0			
5-26-0	0-0-0	0-0-0		NON-CONFERENCE		0-3-0		0-7-0		5-16-0			
2-4-0	0-0-0	0-0-0		HOME		0-0-0		0-0-0		2-4-0			
1-8-0	0-0-0	0-0-		AWAY		0-1-0		0-2-0		1-5-0			
2-14-0	0-0-0	0-0-0		NEUTRAL		0-2-0		0-5-0		2-7-0			
5-16-0	0-0-0	0-0-0		CONFERENCE		0-0-0		0-0-0		5-16-0			
3-7-0	0-0-0	0-0-0		HOME		0-0-0		0-0-0		3-7-0			
1-9-0	0-0-0	0-0-0		AWAY		0-0-0		0-0-0		1-9-0			
1-0-0	0-0-0	0-0-0		NEUTRAL		0-0-0		0-0-0		1-0-0			
RPI	S	Opponent	Score	RPI	S	Opponent	Score	RPI	S	Opponent	Score		

Non-Div. I Games:

Saint Peter's

Saint Peter's

Average RPI Win: 257		WON-LOST	WINNING	LAST 10	STRENGTH OF		OPP. STRENGTH	TEAM	ADJ	CONF.	ADJ CONF.
Average RPI Loss: 176		RECORD	PCT. RANK	GAMES	SCHEDULE		OF SCHEDULE	RPI	RPI	RPI	RPI
DIV. I ONLY		7-22-0	.24138	265	252		271	276	.35809	283	31
DIV. I NON-CONF.		2-10-0	.16667	271	35		160	220	.41883	249	31
TOTALS		RPI 1-25	RPI 26-50		W-L RECORDS		RPI 51-100		RPI 101-150		RPI 150+
7-22-0	0-0-0	0-7-0		OVERALL		0-0-0		0-0-0		7-15-0	
6-9-0	0-0-0	0-2-0		HOME		0-0-0		0-0-0		6-7-0	
0-13-0	0-0-0	0-5-0		AWAY		0-0-0		0-0-0		0-8-0	
1-0-0	0-0-0	0-0-0		NEUTRAL		0-0-0		0-0-0		1-0-0	
2-10-0	0-0-0	0-7-0		NON-CONFERENCE		0-0-0		0-0-0		2-3-0	
1-3-0	0-0-0	0-2-0		HOME		0-0-0		0-0-0		1-1-0	
0-7-0	0-0-0	0-0-		AWAY		0-0-0		0-0-0		0-2-0	
1-0-0	0-0-0	0-0-0		NEUTRAL		0-0-0		0-0-0		1-0-0	
5-12-0	0-0-0	0-0-0		CONFERENCE		0-0-0		0-0-0		5-12-0	
5-6-0	0-0-0	0-0-0		HOME		0-0-0		0-0-0		5-6-0	
0-6-0	0-0-0	0-0-0		AWAY		0-0-0		0-0-0		0-6-0	
0-0-0	0-0-0	0-0-0		NEUTRAL		0-0-0		0-0-0		0-0-0	
RPI S	Opponent	Score	RPI S	Opponent	Score	RPI S	Opponent	Score	RPI S	Opponent	Score
			29 A	USC Upstate	0 15				176 H	Presbyterian	0 1
			29 A	USC Upstate	0 8				176 H	Presbyterian	2 1
			31 A	South Carolina	1 5				200 H	Bethune-Cookman	4 10
			50 A	Col. of Charleston	0 10				200 H	Bethune-Cookman	3 2
			50 A	Col. of Charleston	0 12				200 H	Bethune-Cookman	1 9
			50 H	Col. of Charleston	1 3				220 A	Florida A&M	0 8
			50 H	Col. of Charleston	1 9				220 A	Florida A&M	4 5
									220 A	Florida A&M	2 11
									231 A	Gardner-Webb	1 7
									231 A	Gardner-Webb	0 10
									262 H	Savannah St.	4 7
									262 H	Savannah St.	1 8
									262 H	Savannah St.	0 3
									276 A	N.C. A&T	3 4
									276 A	N.C. A&T	5 6
									276 A	N.C. A&T	2 4
									281 H	N.C. Central	3 2
									281 H	N.C. Central	0 8
									281 H	N.C. Central	5 1
									286 H	UMES	8 0
									286 H	UMES	9 1
									290 N	Alabama A&M	7 5
LAST 10 GAMES											
			262 H	Savannah St.	4 7		220 A	Florida A&M	2 11		
			262 H	Savannah St.	0 3		31 A	South Carolina	1 5		
			262 H	Savannah St.	1 8		281 H	N.C. Central	5 1		
			220 A	Florida A&M	4 5		281 H	N.C. Central	3 2		
			220 A	Florida A&M	0 8		281 H	N.C. Central	0 8		

Non-Div. I Games: Newberry 3 11 Limestone 2 4 Ga. Southwestern 1 9 Saint Augustine's 7 4
Columbia (SC) 10 9 Newberry 8 4 Columbia (SC) 1 3 Anderson (SC) South Carolina St. 2 10

Non-Div. I Games: Anderson (SC) 1 7

South Carolina St.

S
o
u
t
h
C
a
r
o
l
i
n
a
s
t
.

S
o
u
t
h
C
a
r
o
l
i
n
a
s
t
.

Average RPI Win: 291		WON-LOST	WINNING	LAST 10	STRENGTH OF		OPP. STRENGTH	TEAM	ADJ		CONF.	ADJ CONF.				
Average RPI Loss: 200		RECORD	PCT. RANK	GAMES	SCHEDULE		OF SCHEDULE	RPI	RPI		RPI	RPI				
DIV. I ONLY		9-37-0	.19565	276	2-6-0		279	289	286	.34893	284	32	32			
DIV. I NON-CONF.		0-21-0	0	291	0-1-0		188	212	285	.3546	283	32	32			
TOTALS		RPI 1-25	RPI 26-50		W-L RECORDS		RPI 51-100		RPI 101-150		RPI 150+					
9-37-0		0-0-0	0-1-0		OVERALL		0-3-0		0-9-0		9-24-0					
5-8-0		0-0-0	0-0-0		HOME		0-0-0		0-4-0		5-4-0					
2-18-0		0-0-0	0-1-0		AWAY		0-2-0		0-4-0		2-11-0					
2-11-0		0-0-0	0-0-0		NEUTRAL		0-1-0		0-1-0		2-9-0					
0-21-0		0-0-0	0-1-0		NON-CONFERENCE		0-3-0		0-9-0		0-8-0					
0-7-0		0-0-0	0-0-0		HOME		0-0-0		0-4-0		0-3-0					
0-9-0		0-0-0	0-0-		AWAY		0-2-0		0-4-0		0-2-0					
0-5-0		0-0-0	0-0-0		NEUTRAL		0-1-0		0-1-0		0-3-0					
9-16-0		0-0-0	0-0-0		CONFERENCE		0-0-0		0-0-0		9-16-0					
5-1-0		0-0-0	0-0-0		HOME		0-0-0		0-0-0		5-1-0					
2-9-0		0-0-0	0-0-0		AWAY		0-0-0		0-0-0		2-9-0					
2-6-0		0-0-0	0-0-0		NEUTRAL		0-0-0		0-0-0		2-6-0					
RPI	S	Opponent	Score	RPI	S	Opponent	Score	RPI	S	Opponent	Score	RPI	S	Opponent	Score	
				46	A	McNeese St.	0 8	74	A	North Texas	0 9	111	H	Samford	2 19	
								74	A	North Texas	1 9	111	H	Samford	0 9	
								97	N	UNI	0 15	115	N	South Dakota	0 3	
												129	H	Buffalo	5 19	
												129	H	Buffalo	1 10	
												133	A	Northwestern St.	1 9	
												133	A	Northwestern St.	1 13	
												141	A	La.-Monroe	4 14	
												141	A	La.-Monroe	0 8	
												206	N	Louisiana Tech	1 10	
												212	A	Nicholls St.	1 5	
												212	H	Nicholls St.	5 10	
												212	N	Nicholls St.	0 9	
												212	N	Nicholls St.	0 4	
												213	H	Lamar	0 16	
												213	H	Lamar	2 11	
												236	A	Jackson St.	4 8	
												236	A	Jackson St.	3 4	
												236	N	Jackson St.	0 9	
												236	N	Jackson St.	3 14	
												241	A	Southeastern La.	5 6	
												253	A	Texas Southern	1 12	
												253	A	Texas Southern	1 16	
												253	A	Texas Southern	11 15	
												270	N	Mississippi Val.	4 7	
												270	N	Mississippi Val.	2 3	
												277	A	Alabama St.	3 4	
Non-Div. I Games: Langston				4	3	Langston				3	2	Southern U.				

Southern U.

1
2
3
4
5
6
7
8
9
10

Southern U.

Average RPI Win: 214		WON-LOST RECORD	WINNING PCT. RANK		LAST 10 GAMES	STRENGTH OF SCHEDULE	OPP. STRENGTH OF SCHEDULE	TEAM RPI	ADJ RPI		CONF. RPI	ADJ CONF. RPI
Average RPI Loss: 201												
DIV. I ONLY		4-34-0	.10526	291	2-8-0	259	273	285	.33951	285	29	29
DIV. I NON-CONF.		2-16-0	.11111	283	0-2-0	270	276	288	.3373	287	29	29
<hr/>												
TOTALS		RPI 1-25		RPI 26-50		W-L RECORDS		RPI 51-100		RPI 101-150		RPI 150+
4-34-0		0-0-0		0-0-0		OVERALL		0-0-0		1-11-0		3-23-0
1-10-0		0-0-0		0-0-0		HOME		0-0-0		1-4-0		0-6-0
2-16-0		0-0-0		0-0-0		AWAY		0-0-0		0-4-0		2-12-0
1-8-0		0-0-0		0-0-0		NEUTRAL		0-0-0		0-3-0		1-5-0
2-16-0		0-0-0		0-0-0		NON-CONFERENCE		0-0-0		0-4-0		2-12-0
0-1-0		0-0-0		0-0-0		HOME		0-0-0		0-1-0		0-0-0
1-7-0		0-0-0		0-0-		AWAY		0-0-0		0-0-0		1-7-0
1-8-0		0-0-0		0-0-0		NEUTRAL		0-0-0		0-3-0		1-5-0
2-18-0		0-0-0		0-0-0		CONFERENCE		0-0-0		1-7-0		1-11-0
1-9-0		0-0-0		0-0-0		HOME		0-0-0		1-3-0		0-6-0
1-9-0		0-0-0		0-0-0		AWAY		0-0-0		0-4-0		1-5-0
0-0-0		0-0-0		0-0-0		NEUTRAL		0-0-0		0-0-0		0-0-0
RPI	S	Opponent	Score	RPI	S	Opponent	Score	RPI	S	Opponent	Score	
										102 H Bryant	2	6
										121 N Lehigh	2	5
										130 N UNC Greensboro	0	4
										136 A Harvard	2	5
										136 A Harvard	1	4
										136 A Harvard	0	4
										136 A Harvard	4	6
										142 H Dartmouth	2	6
										142 H Dartmouth	0	4
										142 H Dartmouth	1	7
										142 H Dartmouth	3	1
										150 N St. Mary's (CA)	3	5
										191 N Saint Francis (PA)	2	4
										191 N Saint Francis (PA)	2	4
										207 A UNC Wilmington	3	4
										207 A UNC Wilmington	7	6
										216 A Columbia	0	3
										216 A Columbia	1	3
										218 A Penn	3	5
										218 A Penn	0	8
										221 A Loyola Marymount	0	5
										221 A Loyola Marymount	0	8
										221 A Loyola Marymount	0	5
										223 H Cornell	1	7
										223 H Cornell	3	8
										224 A George Washington	0	3
										235 N Bucknell	10	9
				LAST 10 GAMES								
				273 A Yale	5	2	142 H Dartmouth	3	1			
				273 A Yale	5	7	142 H Dartmouth	1	7	223 H Cornell	1	7
				273 H Yale	1	10	142 H Dartmouth	0	4	223 H Cornell	3	8
				273 H Yale	2	11	264 A Holy Cross	0	8	224 A George Washington	0	3
				142 H Dartmouth	2	6	264 A Holy Cross	1	3	235 N Bucknell	10	9

Non-Div. I Games:

Brown

RPI	S	Opponent	Score	
235	N	Bucknell	3	12
239	H	Princeton	3	8
239	H	Princeton	6	7
243	N	Manhattan	0	12
264	A	Holy Cross	1	3
264	A	Holy Cross	0	8
266	N	Belmont	0	3
273	A	Yale	5	7
273	A	Yale	5	2
273	H	Yale	2	11
273	H	Yale	1	10

Brown

B
r
o
w
n

B
r
o
w
n

Average RPI Win: 276		WON-LOST	WINNING	LAST 10	STRENGTH OF	OPP. STRENGTH	TEAM	ADJ	CONF.	ADJ CONF.		
Average RPI Loss: 214		RECORD	PCT. RANK	GAMES	SCHEDULE	OF SCHEDULE	RPI	RPI	RPI	RPI		
DIV. I ONLY		7-40-0	.14894	287	0-10-0	287	285	291	.32952	286	31	31
DIV. I NON-CONF.		3-19-0	.13636	277	0-2-0	243	275	282	.36343	280	31	31
<hr/>												
TOTALS		RPI 1-25		RPI 26-50		W-L RECORDS		RPI 51-100		RPI 101-150		RPI 150+
7-40-0		0-0-0		0-0-0		OVERALL		0-2-0		0-6-0		7-32-0
5-10-0		0-0-0		0-0-0		HOME		0-0-0		0-0-0		5-10-0
0-23-0		0-0-0		0-0-0		AWAY		0-2-0		0-4-0		0-17-0
2-7-0		0-0-0		0-0-0		NEUTRAL		0-0-0		0-2-0		2-5-0
3-19-0		0-0-0		0-0-0		NON-CONFERENCE		0-2-0		0-6-0		3-11-0
1-5-0		0-0-0		0-0-0		HOME		0-0-0		0-0-0		1-5-0
0-8-0		0-0-0		0-0-		AWAY		0-2-0		0-4-0		0-2-0
2-6-0		0-0-0		0-0-0		NEUTRAL		0-0-0		0-2-0		2-4-0
4-21-0		0-0-0		0-0-0		CONFERENCE		0-0-0		0-0-0		4-21-0
4-5-0		0-0-0		0-0-0		HOME		0-0-0		0-0-0		4-5-0
0-15-0		0-0-0		0-0-0		AWAY		0-0-0		0-0-0		0-15-0
0-1-0		0-0-0		0-0-0		NEUTRAL		0-0-0		0-0-0		0-1-0
RPI	S	Opponent	Score	RPI	S	Opponent	Score	RPI	S	Opponent	Score	

Non-Div. I Games:

UMES

RPI	S	Opponent	Score	
271	H	Rhode Island	1	5
276	A	N.C. A&T	1	9
279	A	Coppin St.	3	11
279	A	Coppin St.	0	4
280	A	Morgan St.	1	9
280	A	Morgan St.	2	10
280	N	Morgan St.	9	12
281	A	N.C. Central	2	10
281	A	N.C. Central	3	4
281	A	N.C. Central	6	8
282	N	Saint Peter's	5	6
283	A	South Carolina St.	1	9
283	A	South Carolina St.	0	8
287	N	Rider	3	0
287	N	Rider	15	6
288	H	Howard	6	3
288	H	Howard	7	2
288	H	Howard	9	4

U
M
E
S

U
M
E
S

Average RPI Win:	247	WON-LOST RECORD	WINNING PCT. RANK	LAST 10 GAMES	STRENGTH OF SCHEDULE	OPP. STRENGTH OF SCHEDULE	TEAM RPI	ADJ RPI	CONF. RPI	ADJ CONF. RPI	
DIV. I ONLY		6-41-0	.12766 289	1-9-0	274	276	287	.32058 287	30	30	
DIV. I NON-CONF.		2-25-0	.07407 286	0-2-0	280	284	292	.30906 290	30	30	
<hr/>											
TOTALS	RPI 1-25	RPI 26-50		W-L RECORDS	RPI 51-100		RPI 101-150		RPI 150+		
6-41-0	0-0-0	0-2-0		OVERALL	0-0-0		0-7-0		6-32-0		
3-16-0	0-0-0	0-0-0		HOME	0-0-0		0-4-0		3-12-0		
2-21-0	0-0-0	0-2-0		AWAY	0-0-0		0-3-0		2-16-0		
1-4-0	0-0-0	0-0-0		NEUTRAL	0-0-0		0-0-0		1-4-0		
<hr/>											
2-25-0	0-0-0	0-2-0		NON-CONFERENCE	0-0-0		0-7-0		2-16-0		
0-9-0	0-0-0	0-0-0		HOME	0-0-0		0-4-0		0-5-0		
1-12-0	0-0-0	0-0-		AWAY	0-0-0		0-3-0		1-7-0		
1-4-0	0-0-0	0-0-0		NEUTRAL	0-0-0		0-0-0		1-4-0		
<hr/>											
4-16-0	0-0-0	0-0-0		CONFERENCE	0-0-0		0-0-0		4-16-0		
3-7-0	0-0-0	0-0-0		HOME	0-0-0		0-0-0		3-7-0		
1-9-0	0-0-0	0-0-0		AWAY	0-0-0		0-0-0		1-9-0		
0-0-0	0-0-0	0-0-0		NEUTRAL	0-0-0		0-0-0		0-0-0		
<hr/>											
RPI S	Opponent	Score	RPI S	Opponent	Score	RPI S	Opponent	Score	RPI S	Opponent	Score
			50 A	Col. of Charleston	2 5				121 H	Lehigh	0 6
			50 A	Col. of Charleston	1 3				121 H	Lehigh	4 10
									144 A	Charleston So.	1 2
									144 A	Charleston So.	0 5
									144 A	Charleston So.	0 7
									146 H	Delaware	1 3
									146 H	Delaware	4 12
									172 H	Marist	5 0
									172 H	Marist	3 16
									173 A	Iona	3 11
									173 A	Iona	0 8
									181 A	Saint Joseph's	0 5
									191 N	Saint Francis (PA)	1 10
									192 A	Fairfield	0 8
									192 A	Fairfield	0 8
									199 A	Army	1 9
									199 A	Army	2 10
									201 A	Monmouth	6 5
									201 A	Monmouth	0 5
									216 A	Columbia	4 7
									216 A	Columbia	1 5
			LAST 10 GAMES						238 H	Villanova	2 9
			173 A	Iona	0 8	248 A	Niagara	2 6	239 H	Princeton	1 3
			173 A	Iona	3 11	240 A	Canisius	1 6	239 H	Princeton	0 4
			201 A	Monmouth	0 5	240 A	Canisius	5 9	240 A	Canisius	5 9
			201 A	Monmouth	6 5	274 H	Lafayette	4 5	240 A	Canisius	1 6
			248 A	Niagara	0 1	274 H	Lafayette	2 6	243 H	Manhattan	2 6

Non-Div. I Games:

Rider

RPI	S	Opponent	Score
243	H	Manhattan	3 4
244	H	Siena	2 4
244	H	Siena	2 3
248	A	Niagara	2 6
248	A	Niagara	0 1
261	A	Norfolk St.	6 7
261	A	Norfolk St.	2 3
272	H	Quinnipiac	1 12
272	H	Quinnipiac	8 7
274	H	Lafayette	2 6
274	H	Lafayette	4 5
276	A	N.C. A&T	8 7
279	N	Coppin St.	6 1
280	N	Morgan St.	3 7
282	H	Saint Peter's	3 5
282	H	Saint Peter's	13 0
286	N	UMES	6 15
286	N	UMES	0 3

Rider

[illegible]

Non-Div. I Games:

Howard

RPI	S	Opponent	Score	
261	A	Norfolk St.	1	18
261	A	Norfolk St.	1	13
261	A	Norfolk St.	2	11
279	A	Coppin St.	0	8
279	A	Coppin St.	2	10
279	A	Coppin St.	1	4
280	H	Morgan St.	0	7
280	H	Morgan St.	11	7
280	H	Morgan St.	7	5
282	N	Saint Peter's	6	8
286	A	UMES	2	7
286	A	UMES	3	6
286	A	UMES	4	9

Howard

H
o
w
a
r
d

H
o
w
a
r
d

Average RPI Win: 258		WON-LOST RECORD		WINNING PCT. RANK		LAST 10 GAMES		STRENGTH OF SCHEDULE		OPP. STRENGTH OF SCHEDULE		TEAM RPI		ADJ RPI		CONF. RPI		ADJ CONF. RPI	
DIV. I ONLY		8-32-0		.2 273		2-5-0		289		274		288		.31566 289		32		32	
DIV. I NON-CONF.		3-20-0		.13043 278		0-0-0		283		139		283		.33242 288		32		32	
TOTALS		RPI 1-25		RPI 26-50		W-L RECORDS		RPI 51-100		RPI 101-150		RPI 150+							
8-32-0		0-2-0		0-0-0		OVERALL		0-2-0		1-2-0		7-26-0							
3-5-0		0-0-0		0-0-0		HOME		0-0-0		0-0-0		3-5-0							
0-20-0		0-2-0		0-0-0		AWAY		0-2-0		0-2-0		0-14-0							
5-7-0		0-0-0		0-0-0		NEUTRAL		0-0-0		1-0-0		4-7-0							
3-20-0		0-2-0		0-0-0		NON-CONFERENCE		0-2-0		1-2-0		2-14-0							
0-2-0		0-0-0		0-0-0		HOME		0-0-0		0-0-0		0-2-0							
0-14-0		0-2-0		0-0-		AWAY		0-2-0		0-2-0		0-8-0							
3-4-0		0-0-0		0-0-0		NEUTRAL		0-0-0		1-0-0		2-4-0							
5-12-0		0-0-0		0-0-0		CONFERENCE		0-0-0		0-0-0		5-12-0							
3-3-0		0-0-0		0-0-0		HOME		0-0-0		0-0-0		3-3-0							
0-6-0		0-0-0		0-0-0		AWAY		0-0-0		0-0-0		0-6-0							
2-3-0		0-0-0		0-0-0		NEUTRAL		0-0-0		0-0-0		2-3-0							
RPI	S	Opponent		Score		RPI	S	Opponent		Score		RPI	S	Opponent		Score			
8	A	Oklahoma		0	10							104	A	Ole Miss		0	17		
8	A	Oklahoma		1	35							58	A	Oklahoma St.		0	9		
												58	A	Oklahoma St.		0	10		
														148 N Saint Louis		3	2		
														151 H Memphis		3	8		
														151 H Memphis		2	10		
														154 N Western Ill.		4	6		
														167 A Southern Miss.		5	13		
														167 A Southern Miss.		1	4		
														186 N Drexel		10	9		
														196 A Central Ark.		2	16		
														196 A Central Ark.		2	10		
														229 A Tennessee St.		0	8		
														229 A Tennessee St.		0	6		
														236 N Jackson St.		4	13		
														241 A Southeastern La.		0	12		
														241 A Southeastern La.		3	11		
														253 A Texas Southern		1	9		
														253 A Texas Southern		1	14		
														253 A Texas Southern		3	7		
														258 N South Dakota St.		3	9		
														258 N South Dakota St.		1	10		
														270 N Mississippi Val.		3	8		
														276 N N.C. A&T		4	1		
														276 N N.C. A&T		7	10		
														277 N Alabama St.		3	10		
														284 A Southern U.		3	4		
														284 A Southern U.		6	9		
LAST 10 GAMES																			
				291 H	Prairie View	5	4			253 A	Texas Southern	1	14			276 N	N.C. A&T	4	1
				291 H	Prairie View	2	5			292 H	Grambling	6	7			276 N	N.C. A&T	7	10
				291 H	Prairie View	2	1			292 H	Grambling	4	11			277 N	Alabama St.	3	10
				253 A	Texas Southern	3	7			292 H	Grambling	4	1			284 A	Southern U.	3	4
				253 A	Texas Southern	1	9			284 A	Southern U.	3	7			284 A	Southern U.	6	9
Non-Div. I Games:		Ouachita Baptist		2	1	Ouachita Baptist		0	7	Central Baptist		5	6	Ouachita Baptist		0	3		
		Central Baptist		2	4	Southern Ark.		4	9					Ark.-Pine Bluff					

RPI	S	Opponent	Score	
284	A	Southern U.	3	7
290	N	Alabama A&M	7	1
291	H	Prairie View	2	5
291	H	Prairie View	5	4
291	H	Prairie View	2	1
292	H	Grambling	6	7
292	H	Grambling	4	1
292	H	Grambling	4	11
293	N	Alcorn	18	15

Ark.-Pine Bluff

A
r
k
.
-
P
i
n
e
B
l
u
f
f

A
r
k
.
-
P
i
n
e
B
l
u
f
f

Average RPI Win: 277		WON-LOST	WINNING	LAST 10	STRENGTH OF		OPP. STRENGTH	TEAM	ADJ	CONF.	ADJ CONF.
Average RPI Loss: 217		RECORD	PCT. RANK	GAMES	SCHEDULE		OF SCHEDULE	RPI	RPI	RPI	RPI
DIV. I ONLY		6-30-0	.16667	285	2-8-0		284	290	289	.3154	290
DIV. I NON-CONF.		3-16-0	.15789	275	0-0-0		212	273	277	.35792	282
TOTALS		RPI 1-25	RPI 26-50		W-L RECORDS		RPI 51-100		RPI 101-150		RPI 150+
6-30-0	0-0-0		0-0-0		OVERALL		0-4-0		0-2-0		6-24-0
0-9-0	0-0-0		0-0-0		HOME		0-2-0		0-0-0		0-7-0
2-5-0	0-0-0		0-0-0		AWAY		0-0-0		0-0-0		2-5-0
4-16-0	0-0-0		0-0-0		NEUTRAL		0-2-0		0-2-0		4-12-0
3-16-0	0-0-0		0-0-0		NON-CONFERENCE		0-4-0		0-2-0		3-10-0
0-4-0	0-0-0		0-0-0		HOME		0-2-0		0-0-0		0-2-0
0-0-0	0-0-0		0-0-		AWAY		0-0-0		0-0-0		0-0-0
3-12-0	0-0-0		0-0-0		NEUTRAL		0-2-0		0-2-0		3-8-0
3-14-0	0-0-0		0-0-0		CONFERENCE		0-0-0		0-0-0		3-14-0
0-5-0	0-0-0		0-0-0		HOME		0-0-0		0-0-0		0-5-0
2-5-0	0-0-0		0-0-0		AWAY		0-0-0		0-0-0		2-5-0
1-4-0	0-0-0		0-0-0		NEUTRAL		0-0-0		0-0-0		1-4-0
RPI S	Opponent	Score	RPI S	Opponent	Score	RPI S	Opponent	Score	RPI S	Opponent	Score
						54 N	IPFW	0 8	112 N	Murray St.	0 8
						75 N	Ball St.	0 12	139 N	Missouri St.	0 8
						99 H	Jacksonville St.	1 4	153 N	Radford	3 8
						99 H	Jacksonville St.	0 10	160 N	Loyola Chicago	4 8
									163 N	Appalachian St.	2 11
									205 N	Evansville	2 5
									220 N	Florida A&M	0 6
									225 H	Austin Peay	0 4
									225 H	Austin Peay	6 15
									231 N	Gardner-Webb	7 6
									236 A	Jackson St.	0 9
									236 A	Jackson St.	0 2
									236 A	Jackson St.	0 4
									253 N	Texas Southern	0 8
									262 N	Savannah St.	2 4
									262 N	Savannah St.	4 10
									270 H	Mississippi Val.	5 17
									270 H	Mississippi Val.	8 9
									270 H	Mississippi Val.	3 4
									276 N	N.C. A&T	6 4
									276 N	N.C. A&T	8 3
									277 A	Alabama St.	5 15
									277 H	Alabama St.	2 9
									277 H	Alabama St.	3 6
									283 N	South Carolina St.	5 7
									284 N	Southern U.	0 9
									289 N	Ark.-Pine Bluff	1 7
Non-Div. I Games:			Fayetteville St.	16 5	Brenau	0 8	Tuskegee	5 4	Clark Atlanta	9 3	
			Bluefield St.	8 0	Tuskegee	5 9	Tuskegee	6 8	Miles	Alabama A&M	7 1

RPI	S	Opponent	Score	
291	N	Prairie View	7	10
292	N	Grambling	14	8
293	A	Alcorn	17	12
293	A	Alcorn	0	5
293	A	Alcorn	15	10

Alabama A&M

A
l
a
b
a
m
a
A
&
M

A
l
a
b
a
m
a
A
&
M

Average RPI Win: 285		WON-LOST RECORD		WINNING PCT. RANK		LAST 10 GAMES		STRENGTH OF SCHEDULE		OPP. STRENGTH OF SCHEDULE		TEAM RPI		ADJ RPI		CONF. RPI		ADJ CONF. RPI	
DIV. I ONLY		9-18-0		.33333 237		6-4-0		291		293		284		.30331 291		32		32	
DIV. I NON-CONF.		0-6-0		0 291		0-0-0		226		178		290		.29108 293		32		32	
TOTALS		RPI 1-25		RPI 26-50		W-L RECORDS		RPI 51-100		RPI 101-150		RPI 150+							
9-18-0		0-0-0		0-0-0		OVERALL		0-1-0		0-2-0		9-15-0							
3-5-0		0-0-0		0-0-0		HOME		0-0-0		0-0-0		3-5-0							
2-5-0		0-0-0		0-0-0		AWAY		0-1-0		0-0-0		2-4-0							
4-8-0		0-0-0		0-0-0		NEUTRAL		0-0-0		0-2-0		4-6-0							
0-6-0		0-0-0		0-0-0		NON-CONFERENCE		0-1-0		0-2-0		0-3-0							
0-2-0		0-0-0		0-0-0		HOME		0-0-0		0-0-0		0-2-0							
0-1-0		0-0-0		0-0-		AWAY		0-1-0		0-0-0		0-0-0							
0-3-0		0-0-0		0-0-0		NEUTRAL		0-0-0		0-2-0		0-1-0							
9-12-0		0-0-0		0-0-0		CONFERENCE		0-0-0		0-0-0		9-12-0							
3-3-0		0-0-0		0-0-0		HOME		0-0-0		0-0-0		3-3-0							
2-4-0		0-0-0		0-0-0		AWAY		0-0-0		0-0-0		2-4-0							
4-5-0		0-0-0		0-0-0		NEUTRAL		0-0-0		0-0-0		4-5-0							
RPI	S	Opponent	Score	RPI	S	Opponent	Score	RPI	S	Opponent	Score	RPI	S	Opponent	Score				
								74	A	North Texas	0 18	106	N	Texas St.	0 6				
												140	N	Sam Houston St.	6 16				
												175	N	Stephen F. Austin	4 9				
												209	H	Houston Baptist	1 11				
												209	H	Houston Baptist	0 7				
												236	N	Jackson St.	0 14				
												253	H	Texas Southern	0 5				
												253	H	Texas Southern	3 13				
												253	H	Texas Southern	1 9				
												253	N	Texas Southern	2 5				
												253	N	Texas Southern	4 11				
												270	N	Mississippi Val.	14 12				
												277	N	Alabama St.	11 6				
												277	N	Alabama St.	8 10				
												277	N	Alabama St.	3 2				
												284	A	Southern U.	0 9				
												284	A	Southern U.	4 10				
												284	A	Southern U.	6 1				
												289	A	Ark.-Pine Bluff	1 2				
												289	A	Ark.-Pine Bluff	5 2				
												289	A	Ark.-Pine Bluff	4 5				
				LAST 10 GAMES								290	N	Alabama A&M	10 7				
				253	N	Texas Southern	2 5	289	A	Ark.-Pine Bluff	5 2	292	H	Grambling	4 1				
				253	N	Texas Southern	4 11	289	A	Ark.-Pine Bluff	1 2	292	H	Grambling	3 0				
				277	N	Alabama St.	3 2	292	H	Grambling	8 5	292	H	Grambling	8 5				
				277	N	Alabama St.	11 6	292	H	Grambling	4 1	293	N	Alcorn	9 10				
				289	A	Ark.-Pine Bluff	4 5	292	H	Grambling	3 0								
Non-Div. I Games:		Houston-Victoria		6 13	Northwood (TX)		8 0	Houston-Victoria		4 16	Incarnate Word		3 9						
		Incarnate Word		8 4	Houston-Victoria		0 5	Northwood (TX)		9 1	Abilene Christian		9 6						

P
r
a
i
r
i
e
V
i
e
w

Prairie View				Through Games Of May 11							
Non-Div. I Games:	Abilene Christian	4	13	Incarnate Word	4	5	Abilene Christian	0	2	Houston-Victoria	Prairie View
	Abilene Christian	0	10	Incarnate Word	4	10	Abilene Christian	3	11		

P
r
a
i
r
i
e
V
i
e
w

Average RPI Win: 284		WON-LOST RECORD	WINNING PCT. RANK	LAST 10 GAMES	STRENGTH OF SCHEDULE	OPP. STRENGTH OF SCHEDULE	TEAM RPI	ADJ RPI		CONF. RPI	ADJ CONF. RPI	
Average RPI Loss: 241												
DIV. I ONLY		6-22-0	.21429 270	2-8-0	293	292	293	.30294	292	32	32	
DIV. I NON-CONF.		0-9-0	0 291	0-1-0	277	264	293	.30229	292	32	32	
<hr/>												
TOTALS		RPI 1-25		RPI 26-50		W-L RECORDS		RPI 51-100		RPI 101-150		RPI 150+
6-22-0		0-0-0		0-0-0		OVERALL		0-2-0		0-1-0		6-19-0
1-6-0		0-0-0		0-0-0		HOME		0-0-0		0-0-0		1-6-0
2-6-0		0-0-0		0-0-0		AWAY		0-0-0		0-1-0		2-5-0
3-10-0		0-0-0		0-0-0		NEUTRAL		0-2-0		0-0-0		3-8-0
0-9-0		0-0-0		0-0-0		NON-CONFERENCE		0-2-0		0-1-0		0-6-0
0-1-0		0-0-0		0-0-0		HOME		0-0-0		0-0-0		0-1-0
0-2-0		0-0-0		0-0-		AWAY		0-0-0		0-1-0		0-1-0
0-6-0		0-0-0		0-0-0		NEUTRAL		0-2-0		0-0-0		0-4-0
6-13-0		0-0-0		0-0-0		CONFERENCE		0-0-0		0-0-0		6-13-0
1-5-0		0-0-0		0-0-0		HOME		0-0-0		0-0-0		1-5-0
2-4-0		0-0-0		0-0-0		AWAY		0-0-0		0-0-0		2-4-0
3-4-0		0-0-0		0-0-0		NEUTRAL		0-0-0		0-0-0		3-4-0
RPI	S	Opponent	Score	RPI	S	Opponent	Score	RPI	S	Opponent	Score	
						95 N Eastern Ill.	2 20			141 A La.-Monroe	0 19	
						95 N Eastern Ill.	2 5			206 A Louisiana Tech	1 4	
										206 H Louisiana Tech	1 10	
										220 N Florida A&M	2 5	
										236 N Jackson St.	5 10	
										236 N Jackson St.	2 13	
										253 H Texas Southern	1 12	
										253 H Texas Southern	4 9	
										253 H Texas Southern	3 12	
										262 N Savannah St.	8 11	
										269 N Southeast Mo. St.	0 2	
										269 N Southeast Mo. St.	1 9	
										270 N Mississippi Val.	6 5	
										277 N Alabama St.	10 3	
										284 H Southern U.	2 6	
										284 H Southern U.	3 9	
										284 H Southern U.	4 3	
										284 N Southern U.	7 12	
										289 A Ark.-Pine Bluff	11 4	
										289 A Ark.-Pine Bluff	7 6	
										289 A Ark.-Pine Bluff	1 4	
										290 N Alabama A&M	8 14	
										291 A Prairie View	5 8	
										291 A Prairie View	0 3	
										291 A Prairie View	1 4	
										293 N Alcorn	10 4	
LAST 10 GAMES												
						284 N Southern U.	7 12			291 A Prairie View	5 8	
						236 N Jackson St.	5 10			289 A Ark.-Pine Bluff	7 6	
						206 H Louisiana Tech	1 10			289 A Ark.-Pine Bluff	11 4	
						291 A Prairie View	5 8			289 A Ark.-Pine Bluff	1 4	
						291 A Prairie View	1 4			253 H Texas Southern	1 12	
Non-Div. I Games:		LSU-Alexandria	1 9	Miles	7 0	LSU-Alexandria		4 7	Texas Col.		12 4	
		Texas Col.	11 0	Texas Col.	21 2	Texas Col.		19 0	Grambling			

Average RPI Win:	257	WON-LOST RECORD	WINNING PCT. RANK	LAST 10 GAMES	STRENGTH OF SCHEDULE	OPP. STRENGTH OF SCHEDULE	TEAM RPI	ADJ RPI	CONF. RPI	ADJ CONF. RPI		
DIV. I ONLY		7-28-0	.2 273	3-7-0	290	282	290	.2853 293	32	32		
DIV. I NON-CONF.		2-14-0	.125 279	0-2-0	281	175	286	.30397 291	32	32		
<hr/>												
TOTALS	RPI 1-25	RPI 26-50		W-L RECORDS		RPI 51-100		RPI 101-150		RPI 150+		
7-28-0	0-0-0	0-0-0		OVERALL		0-0-0		1-5-0		6-23-0		
4-4-0	0-0-0	0-0-0		HOME		0-0-0		0-0-0		4-4-0		
1-16-0	0-0-0	0-0-0		AWAY		0-0-0		1-3-0		0-12-0		
2-8-0	0-0-0	0-0-0		NEUTRAL		0-0-0		0-2-0		2-6-0		
<hr/>												
2-14-0	0-0-0	0-0-0		NON-CONFERENCE		0-0-0		1-5-0		1-9-0		
1-1-0	0-0-0	0-0-0		HOME		0-0-0		0-0-0		1-1-0		
1-10-0	0-0-0	0-0-		AWAY		0-0-0		1-3-0		0-7-0		
0-3-0	0-0-0	0-0-0		NEUTRAL		0-0-0		0-2-0		0-1-0		
<hr/>												
5-14-0	0-0-0	0-0-0		CONFERENCE		0-0-0		0-0-0		5-14-0		
3-3-0	0-0-0	0-0-0		HOME		0-0-0		0-0-0		3-3-0		
0-6-0	0-0-0	0-0-0		AWAY		0-0-0		0-0-0		0-6-0		
2-5-0	0-0-0	0-0-0		NEUTRAL		0-0-0		0-0-0		2-5-0		
<hr/>												
RPI S	Opponent	Score	RPI S	Opponent	Score	RPI S	Opponent	Score	RPI S	Opponent	Score	
									104 A	Ole Miss	1	13
									104 A	Ole Miss	5	18
									115 N	South Dakota	0	13
									115 N	South Dakota	2	11
									141 A	La.-Monroe	0	9
									141 A	La.-Monroe	4	3
									151 A	Memphis	0	9
									151 A	Memphis	0	9
									167 A	Southern Miss.	0	8
									167 A	Southern Miss.	0	13
									167 A	Southern Miss.	0	10
									206 N	Louisiana Tech	2	11
									213 A	Lamar	2	8
									213 A	Lamar	0	12
									236 A	Jackson St.	6	7
									236 A	Jackson St.	1	5
									236 A	Jackson St.	2	8
									241 H	Southeastern La.	4	5
									241 H	Southeastern La.	3	1
									253 N	Texas Southern	4	7
									253 N	Texas Southern	2	10
									270 A	Mississippi Val.	0	1
									270 A	Mississippi Val.	10	12
									270 A	Mississippi Val.	4	13
												LAST 10 GAMES
277 H	Alabama St.	7	3									
277 H	Alabama St.	6	11									
277 H	Alabama St.	5	1									
277 H	Alabama St.	6	11									
277 N	Alabama St.	1	21									
253 N	Texas Southern	2	10									
290 H	Alabama A&M	12	17									
290 H	Alabama A&M	10	15									
290 H	Alabama A&M	5	0									
<hr/>												
Non-Div. I Games:	William Carey	2	10	Belhaven	1	9	LSU-Alexandria	2	10	Kentucky St.	5	4
	LSU-Alexandria	3	10	LSU-Alexandria	2	11	William Carey	0	12	Belhaven	Alcorn	9

A
l
c
o
r
n

A
l
c
o
r
n

Non-Div. I Games:

William Carey

2

15

Georgia Gwinnett

6

10

Mobile

1

6

RPI Spring Hill

1

9

1

9

277	N	Alabama St.	1	21
284	N	Southern U.	6	5
289	N	Ark.-Pine Bluff	15	18
290	H	Alabama A&M	5	0
290	H	Alabama A&M	10	15
290	H	Alabama A&M	12	17
291	N	Prairie View	10	9
292	N	Grambling	4	10

Alcorn

A
l
c
o
r
n

A
l
c
o
r
n