

Average RPI Win: 65		WON-LOST RECORD		WINNING PCT. RANK		LAST 10 GAMES		STRENGTH OF SCHEDULE		OPP. STRENGTH OF SCHEDULE		TEAM RPI		ADJ RPI		CONF. RPI		ADJ CONF. RPI	
Average RPI Loss: 20																			
DIV. I ONLY		44-4-0		.91667 1		8-2-0		2		11		1		.73538 1		3		3	
DIV. I NON-CONF.		32-2-0		.94118 4		1-0-0		3		1		1		.73398 1		3		3	
TOTALS		RPI 1-25		RPI 26-50		W-L RECORDS		RPI 51-100		RPI 101-150		RPI 150+							
44-4-0		13-3-0		12-1-0		OVERALL		11-0-0		3-0-0		5-0-0							
14-2-0		5-2-0		2-0-0		HOME		5-0-0		0-0-0		2-0-0							
12-2-0		2-1-0		3-1-0		AWAY		5-0-0		0-0-0		2-0-0							
18-0-0		6-0-0		7-0-0		NEUTRAL		1-0-0		3-0-0		1-0-0							
32-2-0		8-2-0		11-0-0		NON-CONFERENCE		5-0-0		3-0-0		5-0-0							
8-2-0		2-2-0		2-0-0		HOME		2-0-0		0-0-0		2-0-0							
6-0-0		0-0-0		2-0-		AWAY		2-0-0		0-0-0		2-0-0							
18-0-0		6-0-0		7-0-0		NEUTRAL		1-0-0		3-0-0		1-0-0							
12-2-0		5-1-0		1-1-0		CONFERENCE		6-0-0		0-0-0		0-0-0							
6-0-0		3-0-0		0-0-0		HOME		3-0-0		0-0-0		0-0-0							
6-2-0		2-1-0		1-1-0		AWAY		3-0-0		0-0-0		0-0-0							
0-0-0		0-0-0		0-0-0		NEUTRAL		0-0-0		0-0-0		0-0-0							
RPI S	Opponent	Score		RPI S	Opponent	Score		RPI S	Opponent	Score		RPI S	Opponent	Score					
3 A	Texas	2	4	27 A	Tulsa	3	1	54 A	Cal St. Fullerton	9	0	108 N	UC Santa Barbara	5	2				
3 A	Texas	5	3	29 N	Arizona	4	0	56 A	Texas Tech	6	0	127 N	Penn St.	8	0				
3 A	Texas	6	1	29 N	Arizona	5	0	56 A	Texas Tech	13	7	133 N	New Mexico	11	1				
4 N	Oregon	12	0	30 N	Georgia	5	0	56 A	Texas Tech	9	0	184 A	Wichita St.	7	1				
8 N	Kentucky	11	0	34 H	Houston	6	0	70 N	Pacific	9	0	184 A	Wichita St.	16	1				
11 H	Nebraska	0	1	34 H	Houston	4	1	79 A	North Texas	12	1	215 N	UC Riverside	7	0				
11 H	Nebraska	10	3	35 N	Oregon St.	14	2	88 H	Drake	10	2	231 H	Northern Colo.	10	0				
11 N	Nebraska	2	0	41 N	Northwestern	7	4	88 H	Drake	13	0	231 H	Northern Colo.	14	0				
13 N	Washington	2	0	42 N	Notre Dame	7	5	94 H	Iowa St.	24	1								
14 H	Louisville	1	5	45 N	North Carolina St.	3	0	94 H	Iowa St.	12	0								
14 H	Louisville	9	1	48 A	San Diego St.	4	0	94 H	Iowa St.	8	0								
18 N	Stanford	6	0	50 A	Kansas	0	2												
21 N	Florida St.	6	0	50 A	Kansas	4	2												
25 H	Baylor	9	3																
25 H	Baylor	8	0																
25 H	Baylor	8	3																
				LAST 10 GAMES															
				50 A	Kansas	0	2	79 A	North Texas	12	1								
				50 A	Kansas	4	2	3 A	Texas	5	3								
				94 H	Iowa St.	12	0	3 A	Texas	2	4								
				94 H	Iowa St.	8	0	3 A	Texas	6	1								
				94 H	Iowa St.	24	1	56 A	Texas Tech	13	7								

Non-Div. I Games:

Oklahoma



Average RPI Win:		85	WON-LOST RECORD		WINNING PCT. RANK		LAST 10 GAMES		STRENGTH OF SCHEDULE		OPP. STRENGTH OF SCHEDULE		TEAM RPI	ADJ RPI		CONF. RPI	ADJ CONF. RPI
DIV. I ONLY			49-7-0		.875 2		8-2-0		9		23		2	.68866 2		1	1
DIV. I NON-CONF.			30-0-0		1 1		4-0-0		23		115		2	.68921 2		1	2
TOTALS		RPI 1-25		RPI 26-50		W-L RECORDS		RPI 51-100		RPI 101-150		RPI 150+					
49-7-0		12-3-0		10-3-0		OVERALL		16-1-0		2-0-0		9-0-0					
27-3-0		6-1-0		6-2-0		HOME		6-0-0		0-0-0		9-0-0					
13-3-0		4-1-0		3-1-0		AWAY		6-1-0		0-0-0		0-0-0					
9-1-0		2-1-0		1-0-0		NEUTRAL		4-0-0		2-0-0		0-0-0					
30-0-0		4-0-0		4-0-0		NON-CONFERENCE		11-0-0		2-0-0		9-0-0					
18-0-0		1-0-0		2-0-0		HOME		6-0-0		0-0-0		9-0-0					
3-0-0		1-0-0		1-0-		AWAY		1-0-0		0-0-0		0-0-0					
9-0-0		2-0-0		1-0-0		NEUTRAL		4-0-0		2-0-0		0-0-0					
19-7-0		8-3-0		6-3-0		CONFERENCE		5-1-0		0-0-0		0-0-0					
9-3-0		5-1-0		4-2-0		HOME		0-0-0		0-0-0		0-0-0					
10-3-0		3-1-0		2-1-0		AWAY		5-1-0		0-0-0		0-0-0					
0-1-0		0-1-0		0-0-0		NEUTRAL		0-0-0		0-0-0		0-0-0					
RPI	S	Opponent		Score		RPI	S	Opponent		Score		RPI	S	Opponent		Score	
4	N	Oregon		1	0	29	N	Arizona		14	3	55	N	Oklahoma St.		2	0
6	A	Alabama		8	4	30	H	Georgia		2	3	66	A	Auburn		2	0
8	A	Kentucky		6	3	30	H	Georgia		5	0	66	A	Auburn		4	5
8	A	Kentucky		2	4	30	H	Georgia		5	2	66	A	Auburn		13	0
8	A	Kentucky		7	4	32	H	Mississippi St.		4	2	71	A	Jacksonville		11	3
9	H	Tennessee		5	3	32	H	Mississippi St.		9	1	72	A	Ole Miss		4	1
9	H	Tennessee		1	3	32	H	Mississippi St.		5	6	72	A	Ole Miss		8	7
9	H	Tennessee		6	5	40	A	South Carolina		5	0	72	A	Ole Miss		8	0
10	N	Missouri		3	4	40	A	South Carolina		3	2	74	N	Syracuse		5	1
17	N	California		7	4	40	A	South Carolina		1	2	76	H	UCF		6	1
21	A	Florida St.		8	0	43	A	South Fla.		3	1	81	H	Longwood		9	5
21	H	Florida St.		7	3	43	H	South Fla.		9	1	81	H	Longwood		8	0
24	H	Arkansas		5	2	47	H	USC Upstate		11	0	81	H	Longwood		5	1
24	H	Arkansas		8	0							82	N	Creighton		13	3
24	H	Arkansas		1	0							83	N	Georgia Tech		5	3
												88	H	Drake		4	1
												88	H	Drake		4	3
						LAST 10 GAMES											
						40 A South Carolina 1 2						30 H Georgia 2 3					
						40 A South Carolina 3 2						81 H Longwood 8 0					
						40 A South Carolina 5 0						81 H Longwood 5 1					
						30 H Georgia 5 0						81 H Longwood 9 5					
						30 H Georgia 5 2						21 A Florida St. 8 0					

Non-Div. I Games:

Florida



Texas

Average RPI Win: 85		WON-LOST RECORD		WINNING PCT. RANK		LAST 10 GAMES		STRENGTH OF SCHEDULE		OPP. STRENGTH OF SCHEDULE		TEAM RPI		ADJ RPI		CONF. RPI		ADJ CONF. RPI	
DIV. I ONLY		43-8-0		.84314 5		6-4-0		15		15		4		.68529 3		3		3	
DIV. I NON-CONF.		30-4-0		.88235 9		0-0-0		28		8		4		.67932 3		3		3	
TOTALS		RPI 1-25		RPI 26-50		W-L RECORDS		RPI 51-100		RPI 101-150		RPI 150+							
43-8-0		8-4-0		11-1-0		OVERALL		12-3-0		4-0-0		8-0-0							
23-3-0		4-2-0		3-1-0		HOME		5-0-0		3-0-0		8-0-0							
9-2-0		1-0-0		4-0-0		AWAY		4-2-0		0-0-0		0-0-0							
11-3-0		3-2-0		4-0-0		NEUTRAL		3-1-0		1-0-0		0-0-0							
30-4-0		5-2-0		8-1-0		NON-CONFERENCE		5-1-0		4-0-0		8-0-0							
18-1-0		2-0-0		3-1-0		HOME		2-0-0		3-0-0		8-0-0							
1-0-0		0-0-0		1-0-		AWAY		0-0-0		0-0-0		0-0-0							
11-3-0		3-2-0		4-0-0		NEUTRAL		3-1-0		1-0-0		0-0-0							
13-4-0		3-2-0		3-0-0		CONFERENCE		7-2-0		0-0-0		0-0-0							
5-2-0		2-2-0		0-0-0		HOME		3-0-0		0-0-0		0-0-0							
8-2-0		1-0-0		3-0-0		AWAY		4-2-0		0-0-0		0-0-0							
0-0-0		0-0-0		0-0-0		NEUTRAL		0-0-0		0-0-0		0-0-0							
RPI S	Opponent	Score		RPI S	Opponent	Score		RPI S	Opponent	Score		RPI S	Opponent	Score					
1 H	Oklahoma	4	2	27 H	Tulsa	4	7	55 A	Oklahoma St.	7	2	127 N	Penn St.	8	4				
1 H	Oklahoma	1	6	27 H	Tulsa	1	0	55 A	Oklahoma St.	1	2	138 H	Lamar	5	0				
1 H	Oklahoma	3	5	28 H	Western Ky.	3	1	55 A	Oklahoma St.	0	1	138 H	Lamar	9	1				
12 N	Arizona St.	0	3	28 H	Western Ky.	4	0	56 A	Texas Tech	8	6	146 H	Stephen F. Austin	6	0				
13 N	Washington	4	1	34 A	Houston	15	0	56 A	Texas Tech	4	1	170 H	Memphis	4	0				
14 N	Louisville	2	0	44 N	DePaul	13	0	56 A	Texas Tech	4	1	175 H	Texas St.	7	0				
20 H	La.-Lafayette	7	1	44 N	DePaul	9	0	63 N	Illinois	3	0	175 H	Texas St.	7	0				
20 H	La.-Lafayette	9	4	44 N	DePaul	8	3	63 N	Illinois	12	2	198 H	Houston Baptist	5	0				
20 N	La.-Lafayette	7	2	45 N	North Carolina St.	7	4	74 N	Syracuse	2	1	227 H	A&M-Corpus Christi	8	0				
23 N	Hofstra	2	7	50 A	Kansas	5	4	79 H	North Texas	9	1	227 H	A&M-Corpus Christi	6	0				
25 A	Baylor	4	0	50 A	Kansas	5	0	79 H	North Texas	5	4	245 H	Texas Southern	8	0				
25 H	Baylor	5	1	50 A	Kansas	16	4	90 N	Fordham	7	9	247 H	Utah St.	13	2				
								94 H	Iowa St.	12	4								
								94 H	Iowa St.	8	0								
								94 H	Iowa St.	7	2								



Average RPI Win: 81		WON-LOST	WINNING	LAST 10	STRENGTH OF	OPP. STRENGTH	TEAM	ADJ	CONF.	ADJ CONF.					
Average RPI Loss: 24		RECORD	PCT. RANK	GAMES	SCHEDULE	OF SCHEDULE	RPI	RPI	RPI	RPI					
DIV. I ONLY		45-7-0	.86538	3	9-1-0	20	6	3	.66986	4	2	2			
DIV. I NON-CONF.		27-4-0	.87097	10	4-0-0	66	18	15	.64132	15	2	1			
<hr/>															
TOTALS		RPI 1-25	RPI 26-50		W-L RECORDS		RPI 51-100		RPI 101-150		RPI 150+				
45-7-0		12-6-0	9-0-0		OVERALL		6-1-0		8-0-0		10-0-0				
16-0-0		3-0-0	6-0-0		HOME		3-0-0		2-0-0		2-0-0				
8-3-0		6-3-0	0-0-0		AWAY		0-0-0		0-0-0		2-0-0				
21-4-0		3-3-0	3-0-0		NEUTRAL		3-1-0		6-0-0		6-0-0				
27-4-0		3-3-0	3-0-0		NON-CONFERENCE		3-1-0		8-0-0		10-0-0				
4-0-0		0-0-0	0-0-0		HOME		0-0-0		2-0-0		2-0-0				
2-0-0		0-0-0	0-0-		AWAY		0-0-0		0-0-0		2-0-0				
21-4-0		3-3-0	3-0-0		NEUTRAL		3-1-0		6-0-0		6-0-0				
18-3-0		9-3-0	6-0-0		CONFERENCE		3-0-0		0-0-0		0-0-0				
12-0-0		3-0-0	6-0-0		HOME		3-0-0		0-0-0		0-0-0				
6-3-0		6-3-0	0-0-0		AWAY		0-0-0		0-0-0		0-0-0				
0-0-0		0-0-0	0-0-0		NEUTRAL		0-0-0		0-0-0		0-0-0				
RPI S	Opponent	Score		RPI S	Opponent	Score		RPI S	Opponent	Score		RPI S	Opponent	Score	
1 N	Oklahoma	0	12	29 H	Arizona	8	0	54 N	Cal St. Fullerton	6	0	105 N	Virginia	13	0
2 N	Florida	0	1	29 H	Arizona	9	0	58 N	Long Beach St.	10	1	109 N	UNLV	4	2
5 N	LSU	10	2	29 H	Arizona	5	3	59 N	San Jose St.	7	1	119 N	Cal Poly	2	1
7 N	Michigan	13	4	35 H	Oregon St.	2	1	64 H	Utah	5	2	126 N	Utah Valley	9	1
11 N	Nebraska	11	2	35 H	Oregon St.	8	0	64 H	Utah	11	3	129 N	Boise St.	9	1
13 A	Washington	4	2	35 H	Oregon St.	11	0	64 H	Utah	11	1	133 H	New Mexico	10	0
13 A	Washington	1	2	36 N	James Madison	12	1	94 N	Iowa St.	1	2	133 H	New Mexico	4	0
13 A	Washington	12	1	48 N	San Diego St.	3	2					146 N	Stephen F. Austin	8	1
17 A	California	9	3	48 N	San Diego St.	3	1					153 N	La.-Monroe	4	0
17 A	California	1	3									164 N	St. Mary's (CA)	4	2
17 A	California	5	1									165 N	Temple	11	4
18 H	Stanford	3	2									167 A	Portland St.	5	0
18 H	Stanford	4	3									167 A	Portland St.	8	0
18 H	Stanford	10	3									182 N	Western Mich.	8	0
19 A	UCLA	9	6									186 N	LIU Brooklyn	8	1
19 A	UCLA	5	7									205 H	Seattle	4	0
19 A	UCLA	7	5									205 H	Seattle	6	4
22 N	Hawaii	5	6									208 N	Boston College	8	0
<hr/>															
LAST 10 GAMES															
				35 H	Oregon St.	8	0	19 A	UCLA	7	5				
				35 H	Oregon St.	11	0	19 A	UCLA	5	7				
				35 H	Oregon St.	2	1	19 A	UCLA	9	6				
				205 H	Seattle	4	0	167 A	Portland St.	8	0				
				205 H	Seattle	6	4	167 A	Portland St.	5	0				

Non-Div. I Games:

Oregon



Average RPI Win: 70		WON-LOST RECORD		WINNING PCT. RANK		LAST 10 GAMES		STRENGTH OF SCHEDULE		OPP. STRENGTH OF SCHEDULE		TEAM RPI		ADJ RPI		CONF. RPI		ADJ CONF. RPI	
Average RPI Loss: 22		40-13-0		.75472 23		6-4-0		1		3		6		.66637 5		1		1	
DIV. I ONLY		24-5-0		.82759 18		1-0-0		18		25		7		.65054 9		1		2	
DIV. I NON-CONF.																			
TOTALS		RPI 1-25		RPI 26-50		W-L RECORDS		RPI 51-100		RPI 101-150		RPI 150+							
40-13-0		13-8-0		7-5-0		OVERALL		8-0-0		6-0-0		6-0-0							
24-4-0		7-2-0		4-2-0		HOME		4-0-0		3-0-0		6-0-0							
9-6-0		5-3-0		2-3-0		AWAY		2-0-0		0-0-0		0-0-0							
7-3-0		1-3-0		1-0-0		NEUTRAL		2-0-0		3-0-0		0-0-0							
24-5-0		2-4-0		3-1-0		NON-CONFERENCE		7-0-0		6-0-0		6-0-0							
15-1-0		0-0-0		2-1-0		HOME		4-0-0		3-0-0		6-0-0							
2-1-0		1-1-0		0-0-		AWAY		1-0-0		0-0-0		0-0-0							
7-3-0		1-3-0		1-0-0		NEUTRAL		2-0-0		3-0-0		0-0-0							
16-8-0		11-4-0		4-4-0		CONFERENCE		1-0-0		0-0-0		0-0-0							
9-3-0		7-2-0		2-1-0		HOME		0-0-0		0-0-0		0-0-0							
7-5-0		4-2-0		2-3-0		AWAY		1-0-0		0-0-0		0-0-0							
0-0-0		0-0-0		0-0-0		NEUTRAL		0-0-0		0-0-0		0-0-0							
RPI	S	Opponent		Score		RPI	S	Opponent		Score		RPI	S	Opponent		Score			
4	N	Oregon	2	10	27	H	Tulsa	1	0	60	N	Ohio St.	7	0	105	H	Virginia	7	2
6	H	Alabama	2	1	29	N	Arizona	3	0	61	H	North Dakota St.	9	0	105	H	Virginia	4	0
6	H	Alabama	4	3	30	A	Georgia	7	10	72	A	Ole Miss	9	1	109	N	UNLV	6	1
6	H	Alabama	3	2	30	A	Georgia	5	10	74	N	Syracuse	7	6	117	N	BYU	10	6
7	N	Michigan	14	6	32	A	Mississippi St.	1	0	75	A	McNeese St.	7	1	127	N	Penn St.	6	5
8	H	Kentucky	3	2	32	A	Mississippi St.	1	2	84	H	Ga. Southern	3	2	145	H	Southeastern La.	5	1
8	H	Kentucky	7	1	32	A	Mississippi St.	9	2	84	H	Ga. Southern	8	0	170	H	Memphis	5	4
8	H	Kentucky	4	3	39	H	North Carolina	8	0	100	H	Purdue	1	0	174	H	Nicholls St.	1	0
10	H	Missouri	2	3	39	H	North Carolina	1	3						174	H	Nicholls St.	8	0
10	H	Missouri	8	0	40	H	South Carolina	4	0						178	H	Samford	4	0
10	H	Missouri	1	6	40	H	South Carolina	6	0						178	H	Samford	8	0
14	N	Louisville	2	6	40	H	South Carolina	1	4						204	H	Hampton	9	3
15	A	South Ala.	5	12															
16	A	Texas A&M	9	6															
16	A	Texas A&M	2	6															
16	A	Texas A&M	10	2															
19	N	UCLA	0	2															
21	A	Florida St.	5	4															
24	A	Arkansas	3	4															
24	A	Arkansas	8	2															
24	A	Arkansas	5	4															
						LAST 10 GAMES													
						30	A	Georgia	5	10	10	H	Missouri	2	3				
						30	A	Georgia	7	10	10	H	Missouri	8	0				
						6	H	Alabama	4	3	10	H	Missouri	1	6				
						6	H	Alabama	2	1	75	A	McNeese St.	7	1				
						6	H	Alabama	3	2	16	A	Texas A&M	10	2				

Non-Div. I Games:

LSU



Average RPI Win:		86	WON-LOST		WINNING		LAST 10		STRENGTH OF		OPP. STRENGTH		TEAM		ADJ		CONF.		ADJ CONF.	
Average RPI Loss:		15	RECORD		PCT. RANK		GAMES		SCHEDULE		OF SCHEDULE		RPI		RPI		RPI		RPI	
DIV. I ONLY			41-12-0		.77358		17		4-6-0		10		7		8		.66002		6	
DIV. I NON-CONF.			28-0-0		1		1		1-0-0		103		46		5		.66274		5	
TOTALS		RPI 1-25		RPI 26-50		W-L RECORDS		RPI 51-100		RPI 101-150		RPI 150+								
41-12-0		7-10-0		11-1-0		OVERALL		10-1-0		2-0-0		11-0-0								
23-6-0		4-4-0		6-1-0		HOME		4-1-0		0-0-0		9-0-0								
10-6-0		3-6-0		5-0-0		AWAY		1-0-0		1-0-0		0-0-0								
8-0-0		0-0-0		0-0-0		NEUTRAL		5-0-0		1-0-0		2-0-0								
28-0-0		1-0-0		6-0-0		NON-CONFERENCE		8-0-0		2-0-0		11-0-0								
16-0-0		1-0-0		4-0-0		HOME		2-0-0		0-0-0		9-0-0								
4-0-0		0-0-0		2-0-		AWAY		1-0-0		1-0-0		0-0-0								
8-0-0		0-0-0		0-0-0		NEUTRAL		5-0-0		1-0-0		2-0-0								
13-12-0		6-10-0		5-1-0		CONFERENCE		2-1-0		0-0-0		0-0-0								
7-6-0		3-4-0		2-1-0		HOME		2-1-0		0-0-0		0-0-0								
6-6-0		3-6-0		3-0-0		AWAY		0-0-0		0-0-0		0-0-0								
0-0-0		0-0-0		0-0-0		NEUTRAL		0-0-0		0-0-0		0-0-0								
RPI	S	Opponent		Score		RPI	S	Opponent		Score		RPI	S	Opponent		Score				
2	H	Florida		4 8		32	H	Mississippi St.		2 3		51	A	FGCU		2 1				
5	A	LSU		3 4		32	H	Mississippi St.		9 8		61	N	North Dakota St.		10 0				
5	A	LSU		1 2		32	H	Mississippi St.		11 3		63	N	Illinois		7 2				
5	A	LSU		2 3		33	H	Iowa		4 1		66	H	Auburn		4 7				
8	H	Kentucky		0 5		33	H	Iowa		5 0		66	H	Auburn		8 0				
8	H	Kentucky		5 9		34	A	Houston		6 3		66	H	Auburn		13 1				
8	H	Kentucky		14 0		38	A	UAB		8 4		84	N	Ga. Southern		2 1				
9	A	Tennessee		1 2		38	H	UAB		11 0		88	N	Drake		8 2				
9	A	Tennessee		3 4		40	A	South Carolina		5 3		90	N	Appalachian St.		9 3				
9	A	Tennessee		7 1		40	A	South Carolina		6 4		94	H	Iowa St.		6 0				
10	H	Missouri		14 6		40	A	South Carolina		7 6		94	H	Iowa St.		13 4				
10	H	Missouri		4 9		49	H	Georgia St.		9 1										
10	H	Missouri		4 1																
15	H	South Ala.		4 0																
16	A	Texas A&M		6 2																
16	A	Texas A&M		2 3																
16	A	Texas A&M		4 1																
						LAST 10 GAMES														
						8	H	Kentucky		5 9		5	A	LSU		2 3				
						8	H	Kentucky		0 5		32	H	Mississippi St.		9 8				
						8	H	Kentucky		14 0		32	H	Mississippi St.		11 3				
						5	A	LSU		3 4		32	H	Mississippi St.		2 3				
						5	A	LSU		1 2		176	H	Southern Miss.		11 0				

Non-Div. I Games:

Alabama



Average RPI Win:	85	WON-LOST RECORD	WINNING PCT. RANK	LAST 10 GAMES	STRENGTH OF SCHEDULE	OPP. STRENGTH OF SCHEDULE	TEAM RPI	ADJ RPI	CONF. RPI	ADJ CONF. RPI				
DIV. I ONLY		44-9-0	.83019	7	8-2-0	28	17	10	.65901	7	4	4		
DIV. I NON-CONF.		24-7-0	.77419	28	1-0-0	9	10	13	.65117	8	4	4		
<hr/>														
TOTALS	RPI 1-25	RPI 26-50		W-L RECORDS		RPI 51-100		RPI 101-150		RPI 150+				
44-9-0	6-5-0	11-3-0		OVERALL		13-0-0		9-0-0		5-1-0				
16-0-0	0-0-0	6-0-0		HOME		7-0-0		2-0-0		1-0-0				
9-5-0	1-3-0	0-1-0		AWAY		3-0-0		5-0-0		0-1-0				
19-4-0	5-2-0	5-2-0		NEUTRAL		3-0-0		2-0-0		4-0-0				
24-7-0	5-3-0	5-3-0		NON-CONFERENCE		4-0-0		5-0-0		5-1-0				
3-0-0	0-0-0	0-0-0		HOME		0-0-0		2-0-0		1-0-0				
2-3-0	0-1-0	0-0-		AWAY		1-0-0		1-0-0		0-1-0				
19-4-0	5-2-0	5-2-0		NEUTRAL		3-0-0		2-0-0		4-0-0				
20-2-0	1-2-0	6-0-0		CONFERENCE		9-0-0		4-0-0		0-0-0				
13-0-0	0-0-0	6-0-0		HOME		7-0-0		0-0-0		0-0-0				
7-2-0	1-2-0	0-0-0		AWAY		2-0-0		4-0-0		0-0-0				
0-0-0	0-0-0	0-0-0		NEUTRAL		0-0-0		0-0-0		0-0-0				
RPI	S	Opponent	Score		RPI	S	Opponent	Score		RPI	S	Opponent	Score	
4	N	Oregon	4	13	29	N	Arizona	9	1	60	H	Ohio St.	17	5
5	N	LSU	6	14	33	H	Iowa	8	0	60	H	Ohio St.	5	1
11	A	Nebraska	5	3	33	H	Iowa	5	3	60	H	Ohio St.	11	0
11	A	Nebraska	1	6	33	H	Iowa	8	6	76	A	UCF	11	2
11	A	Nebraska	4	7	36	N	James Madison	9	1	83	N	Georgia Tech	6	1
12	N	Arizona St.	5	4	37	N	Virginia Tech	2	3	89	N	Maryland	10	2
13	N	Washington	6	1	41	H	Northwestern	9	3	96	A	Michigan St.	8	7
14	A	Louisville	4	5	41	H	Northwestern	16	1	96	A	Michigan St.	11	2
16	N	Texas A&M	9	2	41	H	Northwestern	2	1	96	H	Michigan St.	21	2
20	N	La.-Lafayette	3	1	43	A	South Fla.	2	3	97	N	Marshall	6	1
23	N	Hofstra	3	0	44	N	DePaul	3	4	100	H	Purdue	8	7
					45	N	North Carolina St.	1	0	100	H	Purdue	9	0
					46	N	Illinois St.	11	9	100	H	Purdue	13	5
					46	N	Illinois St.	2	1					

Non-Div. I Games:

Michigan



Average RPI Win: 77		WON-LOST	WINNING	LAST 10	STRENGTH OF		OPP. STRENGTH	TEAM	ADJ	CONF.	ADJ CONF.
Average RPI Loss: 24		RECORD	PCT. RANK	GAMES	SCHEDULE		OF SCHEDULE	RPI	RPI	RPI	RPI
DIV. I ONLY		38-17-0	.69091	42	5-5-0		3	2	12	.65794	8
DIV. I NON-CONF.		25-5-0	.83333	16	1-0-0		27	29	10	.6558	7
TOTALS		RPI 1-25	RPI 26-50		W-L RECORDS		RPI 51-100		RPI 101-150		RPI 150+
38-17-0		9-14-0	12-1-0		OVERALL		7-1-0		3-0-0		7-1-0
11-7-0		3-5-0	5-1-0		HOME		3-1-0		0-0-0		0-0-0
14-8-0		3-8-0	6-0-0		AWAY		3-0-0		0-0-0		2-0-0
13-2-0		3-1-0	1-0-0		NEUTRAL		1-0-0		3-0-0		5-1-0
25-5-0		4-3-0	6-1-0		NON-CONFERENCE		5-0-0		3-0-0		7-1-0
4-1-0		1-0-0	2-1-0		HOME		1-0-0		0-0-0		0-0-0
8-2-0		0-2-0	3-0-		AWAY		3-0-0		0-0-0		2-0-0
13-2-0		3-1-0	1-0-0		NEUTRAL		1-0-0		3-0-0		5-1-0
13-12-0		5-11-0	6-0-0		CONFERENCE		2-1-0		0-0-0		0-0-0
7-6-0		2-5-0	3-0-0		HOME		2-1-0		0-0-0		0-0-0
6-6-0		3-6-0	3-0-0		AWAY		0-0-0		0-0-0		0-0-0
0-0-0		0-0-0	0-0-0		NEUTRAL		0-0-0		0-0-0		0-0-0
RPI S	Opponent	Score	RPI S	Opponent	Score	RPI S	Opponent	Score	RPI S	Opponent	Score
1 N	Oklahoma	0 11	28 H	Western Ky.	7 1	57 A	Lipscomb	8 1	115 N	Central Mich.	3 1
2 H	Florida	3 6	32 H	Mississippi St.	3 2	63 N	Illinois	5 4	119 N	Cal Poly	1 0
2 H	Florida	4 2	32 H	Mississippi St.	7 0	72 H	Ole Miss	5 2	132 N	Loyola Marymount	4 3
2 H	Florida	4 7	32 H	Mississippi St.	5 4	72 H	Ole Miss	1 3	162 N	Georgetown	8 0
5 A	LSU	2 3	33 H	Iowa	1 3	72 H	Ole Miss	5 2	167 N	Portland St.	3 5
5 A	LSU	1 7	35 N	Oregon St.	5 3	92 A	Eastern Ky.	4 3	182 N	Western Mich.	12 1
5 A	LSU	3 4	39 H	North Carolina	18 0	92 A	Eastern Ky.	6 2	182 N	Western Mich.	8 4
6 A	Alabama	5 0	40 A	South Carolina	4 3	97 H	Marshall	4 3	215 N	UC Riverside	11 3
6 A	Alabama	9 5	40 A	South Carolina	3 1				218 A	Middle Tenn.	13 1
6 A	Alabama	0 14	40 A	South Carolina	9 4				218 A	Middle Tenn.	7 4
9 H	Tennessee	0 6	43 A	South Fla.	6 3				290 N	Howard	14 0
10 H	Missouri	0 7	47 A	USC Upstate	12 8						
10 H	Missouri	8 2	48 A	San Diego St.	4 0						
10 H	Missouri	1 2									
12 A	Arizona St.	1 8									
13 N	Washington	3 2									
14 A	Louisville	1 5									
14 H	Louisville	2 1									
17 N	California	3 2									
18 N	Stanford	3 1									
24 A	Arkansas	0 4									
24 A	Arkansas	1 4									
24 A	Arkansas	5 3									
			LAST 10 GAMES								
			6 A	Alabama	9 5	10 H	Missouri	1 2			
			6 A	Alabama	5 0	14 H	Louisville	2 1			
			6 A	Alabama	0 14	24 A	Arkansas	5 3			
			10 H	Missouri	0 7	24 A	Arkansas	0 4			
			10 H	Missouri	8 2	24 A	Arkansas	1 4			

Non-Div. I Games:

Kentucky



Average RPI Win:		101	WON-LOST RECORD		WINNING PCT. RANK		LAST 10 GAMES		STRENGTH OF SCHEDULE		OPP. STRENGTH OF SCHEDULE		TEAM RPI		ADJ RPI		CONF. RPI		ADJ CONF. RPI				
DIV. I ONLY			43-9-0		.82692 8		7-3-0		13		32		7		.65561 9		1		1				
DIV. I NON-CONF.			26-3-0		.89655 6		1-0-0		106		136		21		.61911 23		1		2				
TOTALS		RPI 1-25		RPI 26-50		W-L RECORDS		RPI 51-100		RPI 101-150		RPI 150+											
43-9-0		8-7-0		6-1-0		OVERALL		13-0-0		4-1-0		12-0-0											
16-2-0		5-2-0		0-0-0		HOME		6-0-0		1-0-0		4-0-0											
12-5-0		3-4-0		4-0-0		AWAY		3-0-0		0-1-0		2-0-0											
15-2-0		0-1-0		2-1-0		NEUTRAL		4-0-0		3-0-0		6-0-0											
26-3-0		0-1-0		3-1-0		NON-CONFERENCE		7-0-0		4-1-0		12-0-0											
8-0-0		0-0-0		0-0-0		HOME		3-0-0		1-0-0		4-0-0											
3-1-0		0-0-0		1-0-		AWAY		0-0-0		0-1-0		2-0-0											
15-2-0		0-1-0		2-1-0		NEUTRAL		4-0-0		3-0-0		6-0-0											
17-6-0		8-6-0		3-0-0		CONFERENCE		6-0-0		0-0-0		0-0-0											
8-2-0		5-2-0		0-0-0		HOME		3-0-0		0-0-0		0-0-0											
9-4-0		3-4-0		3-0-0		AWAY		3-0-0		0-0-0		0-0-0											
0-0-0		0-0-0		0-0-0		NEUTRAL		0-0-0		0-0-0		0-0-0											
RPI	S	Opponent		Score		RPI	S	Opponent		Score		RPI	S	Opponent		Score		RPI	S	Opponent		Score	
2	A	Florida		5	6	30	A	Georgia		9	2	54	N	Cal St. Fullerton		5	0	104	A	Col. of Charleston		1	3
2	A	Florida		3	1	30	A	Georgia		10	3	57	H	Lipscomb		6	0	108	N	UC Santa Barbara		5	0
2	A	Florida		3	5	30	A	Georgia		6	1	58	N	Long Beach St.		7	0	117	N	BYU		6	3
6	H	Alabama		4	3	41	N	Northwestern		2	3	66	H	Auburn		5	3	125	H	Murray St.		7	0
6	H	Alabama		2	1	43	A	South Fla.		11	0	66	H	Auburn		6	0	137	N	South Dakota		5	0
6	H	Alabama		1	7	45	N	North Carolina St.		7	0	66	H	Auburn		6	1	157	H	Winthrop		8	0
8	A	Kentucky		6	0	45	N	North Carolina St.		8	2	72	A	Ole Miss		9	1	172	N	Idaho St.		14	2
10	A	Missouri		0	2							72	A	Ole Miss		12	4	179	H	Tennessee Tech		12	3
10	A	Missouri		8	12							72	A	Ole Miss		15	5	195	N	Valparaiso		5	0
10	A	Missouri		10	1							90	H	Appalachian St.		9	0	211	H	Western Caro.		11	2
16	H	Texas A&M		5	4							92	H	Eastern Ky.		8	0	234	A	Charleston So.		8	1
16	H	Texas A&M		8	6							95	N	Coastal Caro.		8	0	234	A	Charleston So.		10	3
16	H	Texas A&M		8	6							95	N	Coastal Caro.		10	3	236	N	UNC Wilmington		9	0
19	N	UCLA		0	2													236	N	UNC Wilmington		9	1
24	H	Arkansas		1	2													241	N	Southern Utah		18	3
																		243	H	Tennessee St.		19	1
																		247	N	Utah St.		10	0
						LAST 10 GAMES																	
						10 A Missouri						8	12	72 A Ole Miss						15	5		
						10 A Missouri						0	2	72 A Ole Miss						12	4		
						10 A Missouri						10	1	90 H Appalachian St.						9	0		
						24 H Arkansas						1	2	66 H Auburn						6	0		
						72 A Ole Miss						9	1	66 H Auburn						6	1		

Non-Div. I Games:

Tennessee



Average RPI Win: 76		WON-LOST	WINNING	LAST 10	STRENGTH OF		OPP. STRENGTH	TEAM	ADJ		CONF.	ADJ CONF.
Average RPI Loss: 18		RECORD	PCT. RANK	GAMES	SCHEDULE		OF SCHEDULE	RPI	RPI		RPI	RPI
DIV. I ONLY		33-10-0	.76744	19	7-3-0		4	1	5	.65439	10	1
DIV. I NON-CONF.		17-2-0	.89474	8	3-1-0		93	64	16	.62251	21	2
TOTALS		RPI 1-25	RPI 26-50		W-L RECORDS		RPI 51-100		RPI 101-150		RPI 150+	
33-10-0		10-8-0	5-1-0		OVERALL		7-1-0		4-0-0		7-0-0	
12-5-0		4-4-0	4-1-0		HOME		2-0-0		0-0-0		2-0-0	
15-5-0		5-4-0	0-0-0		AWAY		4-1-0		2-0-0		4-0-0	
6-0-0		1-0-0	1-0-0		NEUTRAL		1-0-0		2-0-0		1-0-0	
17-2-0		0-0-0	2-1-0		NON-CONFERENCE		4-1-0		4-0-0		7-0-0	
5-1-0		0-0-0	1-1-0		HOME		2-0-0		0-0-0		2-0-0	
7-1-0		0-0-0	0-0-		AWAY		1-1-0		2-0-0		4-0-0	
5-0-0		0-0-0	1-0-0		NEUTRAL		1-0-0		2-0-0		1-0-0	
16-8-0		10-8-0	3-0-0		CONFERENCE		3-0-0		0-0-0		0-0-0	
7-4-0		4-4-0	3-0-0		HOME		0-0-0		0-0-0		0-0-0	
8-4-0		5-4-0	0-0-0		AWAY		3-0-0		0-0-0		0-0-0	
1-0-0		1-0-0	0-0-0		NEUTRAL		0-0-0		0-0-0		0-0-0	
RPI S	Opponent	Score	RPI S	Opponent	Score	RPI S	Opponent	Score	RPI S	Opponent	Score	
2 N	Florida	4 3	28 H	Western Ky.	7 1	54 A	Cal St. Fullerton	7 0	108 A	UC Santa Barbara	12 1	
5 A	LSU	0 8	28 H	Western Ky.	0 1	54 A	Cal St. Fullerton	4 5	108 A	UC Santa Barbara	11 3	
5 A	LSU	6 1	40 H	South Carolina	12 3	72 A	Ole Miss	11 0	110 N	Fresno St.	4 0	
5 A	LSU	3 2	40 H	South Carolina	10 2	72 A	Ole Miss	12 0	110 N	Fresno St.	11 3	
6 A	Alabama	6 14	40 H	South Carolina	8 0	72 A	Ole Miss	6 1	168 A	Western Ill.	12 4	
6 A	Alabama	1 4	48 N	San Diego St.	2 1	83 H	Georgia Tech	16 0	168 A	Western Ill.	10 5	
6 A	Alabama	9 4				83 H	Georgia Tech	8 0	173 A	Missouri St.	12 0	
8 A	Kentucky	2 8				89 N	Maryland	13 1	173 A	Missouri St.	7 0	
8 A	Kentucky	7 0							181 H	Evansville	3 1	
8 A	Kentucky	2 1							181 H	Evansville	4 3	
9 H	Tennessee	1 10							202 N	San Diego	5 0	
9 H	Tennessee	12 8										
9 H	Tennessee	2 0										
16 H	Texas A&M	3 11										
16 H	Texas A&M	2 0										
24 H	Arkansas	1 4										
24 H	Arkansas	9 0										
24 H	Arkansas	10 11										
LAST 10 GAMES												
	9 H Tennessee	12 8		8 A Kentucky	7 0							
	9 H Tennessee	2 0		8 A Kentucky	2 8							
	9 H Tennessee	1 10		8 A Kentucky	2 1							
	168 A Western Ill.	10 5		28 H Western Ky.	0 1							
	168 A Western Ill.	12 4		28 H Western Ky.	7 1							

Non-Div. I Games:

Missouri



Average RPI Win:	84	WON-LOST RECORD	WINNING PCT. RANK	LAST 10 GAMES	STRENGTH OF SCHEDULE	OPP. STRENGTH OF SCHEDULE	TEAM RPI	ADJ RPI	CONF. RPI	ADJ CONF. RPI		
DIV. I ONLY		38-12-0	.76	20	7-3-0	7	27	9	.64956	11	4	4
DIV. I NON-CONF.		22-6-0	.78571	26	1-0-0	1	53	3	.66007	6	4	4
<hr/>												
TOTALS	RPI 1-25	RPI 26-50		W-L RECORDS		RPI 51-100		RPI 101-150		RPI 150+		
38-12-0	4-5-0	8-3-0		OVERALL		17-3-0		5-1-0		4-0-0		
14-3-0	2-1-0	6-1-0		HOME		6-1-0		0-0-0		0-0-0		
14-6-0	1-1-0	2-2-0		AWAY		8-2-0		1-1-0		2-0-0		
10-3-0	1-3-0	0-0-0		NEUTRAL		3-0-0		4-0-0		2-0-0		
22-6-0	2-4-0	0-1-0		NON-CONFERENCE		12-1-0		4-0-0		4-0-0		
6-1-0	0-0-0	0-0-0		HOME		6-1-0		0-0-0		0-0-0		
7-2-0	1-1-0	0-0-		AWAY		4-0-0		0-0-0		2-0-0		
9-3-0	1-3-0	0-0-0		NEUTRAL		2-0-0		4-0-0		2-0-0		
16-6-0	2-1-0	8-2-0		CONFERENCE		5-2-0		1-1-0		0-0-0		
8-2-0	2-1-0	6-1-0		HOME		0-0-0		0-0-0		0-0-0		
7-4-0	0-0-0	2-1-0		AWAY		4-2-0		1-1-0		0-0-0		
1-0-0	0-0-0	0-0-0		NEUTRAL		1-0-0		0-0-0		0-0-0		
RPI S	Opponent	Score	RPI S	Opponent	Score	RPI S	Opponent	Score	RPI S	Opponent	Score	
1 A	Oklahoma	1 0	26 H	Wisconsin	2 5	55 A	Oklahoma St.	10 5	127 A	Penn St.	2 3	
1 A	Oklahoma	3 10	26 H	Wisconsin	4 0	55 A	Oklahoma St.	3 0	127 A	Penn St.	3 1	
1 N	Oklahoma	0 2	26 H	Wisconsin	11 2	61 H	North Dakota St.	11 0	133 N	New Mexico	11 0	
4 N	Oregon	2 11	29 A	Arizona	0 1	61 H	North Dakota St.	0 13	148 N	Ill.-Chicago	14 5	
7 H	Michigan	7 4	31 H	Minnesota	4 0	63 A	Illinois	7 1	148 N	Ill.-Chicago	13 4	
7 H	Michigan	3 5	31 H	Minnesota	3 2	63 A	Illinois	6 2	148 N	Ill.-Chicago	4 3	
7 H	Michigan	6 1	33 A	Iowa	11 1	63 A	Illinois	4 5	184 A	Wichita St.	3 1	
17 N	California	0 1	33 A	Iowa	2 6	78 H	Neb. Omaha	4 0	184 A	Wichita St.	9 0	
21 N	Florida St.	2 0	33 A	Iowa	3 2	78 H	Neb. Omaha	3 2	241 N	Southern Utah	7 0	
			41 H	Northwestern	14 1	80 A	New Mexico St.	5 1	247 N	Utah St.	9 0	
			41 H	Northwestern	5 4	80 H	New Mexico St.	4 1				
						80 H	New Mexico St.	8 0				
						82 A	Creighton	4 3				
						82 H	Creighton	6 0				
						88 N	Drake	2 0				
						89 N	Maryland	8 1				
						100 A	Purdue	12 2				
						100 A	Purdue	5 2				
						100 A	Purdue	5 6				
						100 N	Purdue	4 3				
			LAST 10 GAMES									
			127 A	Penn St.	2 3	82 H	Creighton	6 0				
			127 A	Penn St.	3 1	100 A	Purdue	5 6				
			7 H	Michigan	7 4	100 A	Purdue	5 2				
			7 H	Michigan	3 5	100 A	Purdue	12 2				
			7 H	Michigan	6 1	31 H	Minnesota	3 2				



Average RPI Win: 89		WON-LOST	WINNING	LAST 10	STRENGTH OF		OPP. STRENGTH	TEAM	ADJ		CONF.	ADJ CONF.
Average RPI Loss: 30		RECORD	PCT. RANK	GAMES	SCHEDULE		OF SCHEDULE	RPI	RPI		RPI	RPI
DIV. I ONLY		43-9-0	.82692	8	6-4-0		32	12	11		.6483	12
DIV. I NON-CONF.		29-2-0	.93548	5	0-0-0		95	52	12		.64309	14
TOTALS		RPI 1-25	RPI 26-50		W-L RECORDS		RPI 51-100		RPI 101-150		RPI 150+	
43-9-0		11-5-0	8-2-0		OVERALL		5-2-0		11-0-0		8-0-0	
33-2-0		6-2-0	6-0-0		HOME		2-0-0		11-0-0		8-0-0	
7-6-0		4-2-0	1-2-0		AWAY		2-2-0		0-0-0		0-0-0	
3-1-0		1-1-0	1-0-0		NEUTRAL		1-0-0		0-0-0		0-0-0	
29-2-0		2-2-0	4-0-0		NON-CONFERENCE		4-0-0		11-0-0		8-0-0	
25-1-0		1-1-0	3-0-0		HOME		2-0-0		11-0-0		8-0-0	
1-0-0		0-0-0	0-0-		AWAY		1-0-0		0-0-0		0-0-0	
3-1-0		1-1-0	1-0-0		NEUTRAL		1-0-0		0-0-0		0-0-0	
14-7-0		9-3-0	4-2-0		CONFERENCE		1-2-0		0-0-0		0-0-0	
8-1-0		5-1-0	3-0-0		HOME		0-0-0		0-0-0		0-0-0	
6-6-0		4-2-0	1-2-0		AWAY		1-2-0		0-0-0		0-0-0	
0-0-0		0-0-0	0-0-0		NEUTRAL		0-0-0		0-0-0		0-0-0	
RPI S	Opponent	Score	RPI S	Opponent	Score	RPI S	Opponent	Score	RPI S	Opponent	Score	
3 N	Texas	3 0	29 A	Arizona	4 6	54 A	Cal St. Fullerton	9 0	116 H	Pittsburgh	10 0	
7 N	Michigan	4 5	29 A	Arizona	9 10	64 A	Utah	6 4	116 H	Pittsburgh	8 2	
8 H	Kentucky	8 1	29 A	Arizona	7 6	64 A	Utah	4 5	121 H	UC Davis	12 3	
13 H	Washington	1 3	31 H	Minnesota	8 0	64 A	Utah	5 6	129 H	Boise St.	10 0	
13 H	Washington	7 1	35 H	Oregon St.	5 4	70 N	Pacific	5 4	133 H	New Mexico	3 0	
13 H	Washington	2 1	35 H	Oregon St.	11 0	80 H	New Mexico St.	6 0	134 H	Binghamton	9 1	
17 H	California	5 3	35 H	Oregon St.	5 1	96 H	Michigan St.	9 2	139 H	Cal St. Northridge	6 1	
17 H	California	11 0	37 N	Virginia Tech	11 0				141 H	UNI	5 3	
17 H	California	10 2	39 H	North Carolina	7 4				147 H	East Carolina	13 0	
18 A	Stanford	3 4	46 H	Illinois St.	7 1				148 H	Ill.-Chicago	15 0	
18 A	Stanford	12 6							149 H	Indiana	8 0	
18 A	Stanford	11 2							166 H	Bradley	3 0	
19 A	UCLA	10 3							167 H	Portland St.	9 0	
19 A	UCLA	2 3							167 H	Portland St.	19 2	
19 A	UCLA	5 4							167 H	Portland St.	6 5	
25 H	Baylor	2 6							167 H	Portland St.	4 3	
									182 H	Western Mich.	7 0	
									260 H	North Dakota	8 0	
									260 H	North Dakota	15 7	
LAST 10 GAMES												
			29 A	Arizona	7 6	17 H	California	10 2				
			29 A	Arizona	4 6	64 A	Utah	5 6				
			29 A	Arizona	9 10	64 A	Utah	6 4				
			17 H	California	5 3	64 A	Utah	4 5				
			17 H	California	11 0	13 H	Washington	2 1				

Non-Div. I Games:

Arizona St.



Average RPI Win:		83	WON-LOST RECORD		WINNING PCT. RANK		LAST 10 GAMES		STRENGTH OF SCHEDULE		OPP. STRENGTH OF SCHEDULE		TEAM RPI		ADJ RPI		CONF. RPI		ADJ CONF. RPI					
DIV. I ONLY			36-14-0		.72		36		6-4-0		8		10		13		.64752		13		2		2	
DIV. I NON-CONF.			22-7-0		.75862		32		0-0-0		31		30		22		.62605		20		2		1	
TOTALS		RPI 1-25		RPI 26-50				W-L RECORDS				RPI 51-100				RPI 101-150				RPI 150+				
36-14-0		9-10-0		9-2-0				OVERALL				6-1-0				4-1-0				8-0-0				
11-3-0		3-3-0		3-0-0				HOME				0-0-0				1-0-0				4-0-0				
10-5-0		5-2-0		2-1-0				AWAY				2-1-0				1-0-0				0-0-0				
15-6-0		1-4-0		4-1-0				NEUTRAL				4-0-0				2-1-0				4-0-0				
22-7-0		2-5-0		4-1-0				NON-CONFERENCE				4-0-0				4-1-0				8-0-0				
5-0-0		0-0-0		0-0-0				HOME				0-0-0				1-0-0				4-0-0				
2-1-0		1-1-0		0-0-				AWAY				0-0-0				1-0-0				0-0-0				
15-6-0		1-4-0		4-1-0				NEUTRAL				4-0-0				2-1-0				4-0-0				
14-7-0		7-5-0		5-1-0				CONFERENCE				2-1-0				0-0-0				0-0-0				
6-3-0		3-3-0		3-0-0				HOME				0-0-0				0-0-0				0-0-0				
8-4-0		4-2-0		2-1-0				AWAY				2-1-0				0-0-0				0-0-0				
0-0-0		0-0-0		0-0-0				NEUTRAL				0-0-0				0-0-0				0-0-0				
RPI	S	Opponent		Score		RPI	S	Opponent		Score		RPI	S	Opponent		Score		RPI	S	Opponent		Score		
1	N	Oklahoma		0	2	29	A	Arizona		7	1	63	N	Illinois		15	0	103	A	Colorado St.		6	3	
3	N	Texas		1	4	29	A	Arizona		8	3	64	A	Utah		11	8	105	N	Virginia		7	1	
4	H	Oregon		2	4	29	A	Arizona		4	7	64	A	Utah		1	2	119	N	Cal Poly		0	2	
4	H	Oregon		1	12	30	N	Georgia		14	2	64	A	Utah		12	3	127	N	Penn St.		13	2	
4	H	Oregon		2	1	35	H	Oregon St.		4	3	70	N	Pacific		6	4	133	H	New Mexico		12	0	
7	N	Michigan		1	6	35	H	Oregon St.		8	6	72	N	Ole Miss		10	2	164	N	St. Mary's (CA)		8	0	
8	N	Kentucky		2	3	35	H	Oregon St.		14	2	78	N	Neb. Omaha		10	2	166	H	Bradley		8	0	
12	A	Arizona St.		1	7	38	N	UAB		8	4							166	N	Bradley		6	3	
12	A	Arizona St.		1	2	38	N	UAB		3	4							183	H	Ohio		17	1	
12	A	Arizona St.		3	1	42	N	Notre Dame		5	2							205	H	Seattle		8	0	
18	H	Stanford		7	1	44	N	DePaul		6	4							215	N	UC Riverside		8	0	
18	H	Stanford		4	6													270	N	Brown		11	0	
18	H	Stanford		6	5													273	H	Yale		12	3	
19	A	UCLA		6	0																			
19	A	UCLA		1	0																			
19	A	UCLA		5	4																			
21	N	Florida St.		2	0																			
22	A	Hawaii		3	1																			
22	A	Hawaii		2	5																			
						LAST 10 GAMES																		
						64 A Utah						12	3	18 H Stanford						6	5			
						64 A Utah						11	8	12 A Arizona St.						1	2			
						64 A Utah						1	2	12 A Arizona St.						1	7			
						18 H Stanford						4	6	12 A Arizona St.						3	1			
						18 H Stanford						7	1	35 H Oregon St.						4	3			

Non-Div. I Games:

Washington



Average RPI Win:		111	WON-LOST RECORD		WINNING PCT. RANK	LAST 10 GAMES		STRENGTH OF SCHEDULE		OPP. STRENGTH OF SCHEDULE	TEAM RPI	ADJ RPI	CONF. RPI	ADJ CONF. RPI			
DIV. I ONLY			45-10-0		.81818	10	6-4-0	49		35	16	.6433	14	8	9		
DIV. I NON-CONF.			26-6-0		.8125	20	0-1-0	6		11	6	.66736	4	7	9		
TOTALS		RPI 1-25		RPI 26-50		W-L RECORDS		RPI 51-100		RPI 101-150		RPI 150+					
45-10-0		4-3-0		7-3-0		OVERALL		8-2-0		10-1-0		16-1-0					
23-3-0		2-0-0		4-1-0		HOME		3-1-0		8-0-0		6-1-0					
11-5-0		1-2-0		1-2-0		AWAY		1-0-0		0-1-0		8-0-0					
11-2-0		1-1-0		2-0-0		NEUTRAL		4-1-0		2-0-0		2-0-0					
26-6-0		4-3-0		5-1-0		NON-CONFERENCE		6-1-0		5-1-0		6-0-0					
14-1-0		2-0-0		4-1-0		HOME		1-0-0		3-0-0		4-0-0					
2-3-0		1-2-0		0-0-		AWAY		1-0-0		0-1-0		0-0-0					
10-2-0		1-1-0		1-0-0		NEUTRAL		4-1-0		2-0-0		2-0-0					
19-4-0		0-0-0		2-2-0		CONFERENCE		2-1-0		5-0-0		10-1-0					
9-2-0		0-0-0		0-0-0		HOME		2-1-0		5-0-0		2-1-0					
9-2-0		0-0-0		1-2-0		AWAY		0-0-0		0-0-0		8-0-0					
1-0-0		0-0-0		1-0-0		NEUTRAL		0-0-0		0-0-0		0-0-0					
RPI	S	Opponent		Score		RPI	S	Opponent		Score		RPI	S	Opponent		Score	
1	A	Oklahoma		5	1	28	H	Western Ky.		7	2	56	N	Texas Tech		10	6
1	A	Oklahoma		1	9	31	N	Minnesota		16	8	60	N	Ohio St.		0	1
3	N	Texas		0	2	33	H	Iowa		6	4	65	H	Eastern Ill.		5	0
5	N	LSU		6	2	33	H	Iowa		2	6	71	A	Jacksonville		9	0
7	H	Michigan		5	4	39	H	North Carolina		4	2	74	H	Syracuse		9	0
8	A	Kentucky		1	2	42	A	Notre Dame		15	1	74	H	Syracuse		8	1
8	H	Kentucky		5	1	42	A	Notre Dame		4	5	74	H	Syracuse		2	4
						42	A	Notre Dame		1	3	76	N	UCF		5	3
						44	N	DePaul		8	2	81	N	Longwood		9	1
						46	H	Illinois St.		9	3	83	N	Georgia Tech		6	3
								LAST 10 GAMES									
						42	A	Notre Dame		1	3	162	H	Georgetown		2	4
						42	A	Notre Dame		4	5	8	A	Kentucky		1	2
						42	A	Notre Dame		15	1	152	A	Villanova		8	1
						162	H	Georgetown		10	1	152	A	Villanova		1	0
						162	H	Georgetown		8	0	152	A	Villanova		5	4
												162	H	Georgetown		8	0
												162	H	Georgetown		10	1
												162	H	Georgetown		2	4
												165	N	Temple		8	0
												190	A	St. John's (NY)		8	0
												190	A	St. John's (NY)		6	4
												190	A	St. John's (NY)		15	0
												201	H	Eastern Mich.		6	1
												206	H	Austin Peay		12	0
												212	H	Miami (OH)		9	1
												219	H	Buffalo		9	3

Non-Div. I Games:

Louisville



RPI	S	Opponent	Score	
240	N	Bethune-Cookman	8	1

Louisville

L  
o  
u  
i  
s  
v  
i  
l  
l  
e

L  
o  
u  
i  
s  
v  
i  
l  
l  
e



Average RPI Win:		114	WON-LOST RECORD		WINNING PCT. RANK	LAST 10 GAMES		STRENGTH OF SCHEDULE		OPP. STRENGTH OF SCHEDULE	TEAM RPI	ADJ RPI	CONF. RPI	ADJ CONF. RPI			
DIV. I ONLY			41-7-0		.85417	4	10-0-0		56	45	14	.63892	15	6	6		
DIV. I NON-CONF.			24-4-0		.85714	13	1-0-0		38	49	11	.6473	11	6	6		
TOTALS		RPI 1-25		RPI 26-50		W-L RECORDS		RPI 51-100		RPI 101-150		RPI 150+					
41-7-0		4-3-0		5-2-0		OVERALL		10-2-0		8-0-0		14-0-0					
17-3-0		4-1-0		2-2-0		HOME		5-0-0		4-0-0		2-0-0					
15-1-0		0-1-0		2-0-0		AWAY		5-0-0		0-0-0		8-0-0					
9-3-0		0-1-0		1-0-0		NEUTRAL		0-2-0		4-0-0		4-0-0					
24-4-0		2-2-0		4-0-0		NON-CONFERENCE		5-2-0		5-0-0		8-0-0					
9-0-0		2-0-0		1-0-0		HOME		3-0-0		1-0-0		2-0-0					
6-1-0		0-1-0		2-0-		AWAY		2-0-0		0-0-0		2-0-0					
9-3-0		0-1-0		1-0-0		NEUTRAL		0-2-0		4-0-0		4-0-0					
17-3-0		2-1-0		1-2-0		CONFERENCE		5-0-0		3-0-0		6-0-0					
8-3-0		2-1-0		1-2-0		HOME		2-0-0		3-0-0		0-0-0					
9-0-0		0-0-0		0-0-0		AWAY		3-0-0		0-0-0		6-0-0					
0-0-0		0-0-0		0-0-0		NEUTRAL		0-0-0		0-0-0		0-0-0					
RPI	S	Opponent		Score		RPI	S	Opponent		Score		RPI	S	Opponent		Score	
5	H	LSU		12	5	28	H	Western Ky.		3	4	58	A	Long Beach St.		4	1
6	A	Alabama		0	4	28	H	Western Ky.		2	3	64	N	Utah		1	2
19	N	UCLA		1	2	28	H	Western Ky.		8	5	69	N	SIU Edwardsville		1	2
20	H	La.-Lafayette		1	2	32	A	Mississippi St.		3	2	71	A	Jacksonville		7	0
20	H	La.-Lafayette		7	3	38	A	UAB		8	2	72	H	Ole Miss		4	2
20	H	La.-Lafayette		8	4	38	H	UAB		3	0	77	A	FIU		10	0
21	H	Florida St.		4	0	49	N	Georgia St.		8	0	77	A	FIU		8	5
												77	A	FIU		11	5
												79	H	North Texas		12	1
												79	H	North Texas		3	2
												87	H	Central Ark.		7	4
												87	H	Central Ark.		11	2

Non-Div. I Games:

South Ala.



Average RPI Win:		91	WON-LOST RECORD		WINNING PCT. RANK	LAST 10 GAMES	STRENGTH OF SCHEDULE		OPP. STRENGTH OF SCHEDULE	TEAM RPI	ADJ RPI	CONF. RPI	ADJ CONF. RPI				
DIV. I ONLY			39-14-0		.73585	30	5-5-0		21	4	15	.63623	16	1	1		
DIV. I NON-CONF.			29-1-0		.96667	3	1-0-0		123	21	9	.64676	12	1	2		
TOTALS		RPI 1-25		RPI 26-50		W-L RECORDS		RPI 51-100		RPI 101-150		RPI 150+					
39-14-0		8-9-0		5-4-0		OVERALL		7-1-0		15-0-0		4-0-0					
26-5-0		5-4-0		4-1-0		HOME		3-0-0		13-0-0		1-0-0					
6-8-0		2-4-0		0-3-0		AWAY		3-1-0		0-0-0		1-0-0					
7-1-0		1-1-0		1-0-0		NEUTRAL		1-0-0		2-0-0		2-0-0					
29-1-0		2-1-0		3-0-0		NON-CONFERENCE		5-0-0		15-0-0		4-0-0					
19-0-0		0-0-0		2-0-0		HOME		3-0-0		13-0-0		1-0-0					
3-0-0		1-0-0		0-0-		AWAY		1-0-0		0-0-0		1-0-0					
7-1-0		1-1-0		1-0-0		NEUTRAL		1-0-0		2-0-0		2-0-0					
10-13-0		6-8-0		2-4-0		CONFERENCE		2-1-0		0-0-0		0-0-0					
7-5-0		5-4-0		2-1-0		HOME		0-0-0		0-0-0		0-0-0					
3-8-0		1-4-0		0-3-0		AWAY		2-1-0		0-0-0		0-0-0					
0-0-0		0-0-0		0-0-0		NEUTRAL		0-0-0		0-0-0		0-0-0					
RPI	S	Opponent		Score		RPI	S	Opponent		Score		RPI	S	Opponent		Score	
5	H	LSU		6	9	30	A	Georgia		7	12	58	N	Long Beach St.		8	0
5	H	LSU		2	10	30	A	Georgia		3	6	67	A	Sam Houston St.		8	0
5	H	LSU		6	2	30	A	Georgia		1	3	67	H	Sam Houston St.		8	3
6	H	Alabama		1	4	32	H	Mississippi St.		5	2	72	A	Ole Miss		8	4
6	H	Alabama		2	6	32	H	Mississippi St.		4	2	72	A	Ole Miss		5	1
6	H	Alabama		3	2	32	H	Mississippi St.		2	6	72	A	Ole Miss		4	8
7	N	Michigan		2	9	39	H	North Carolina		3	1	100	H	Purdue		5	1
9	A	Tennessee		6	8	39	H	North Carolina		1	0	100	H	Purdue		6	1
9	A	Tennessee		4	5	46	N	Illinois St.		5	0						
9	A	Tennessee		6	8												
10	A	Missouri		11	3												
10	A	Missouri		0	2												
19	A	UCLA		7	6												
20	N	La.-Lafayette		6	4												
24	H	Arkansas		7	3												
24	H	Arkansas		9	1												
24	H	Arkansas		2	1												
						LAST 10 GAMES											
						32	H	Mississippi St.		4	2	72	A	Ole Miss		4	8
						32	H	Mississippi St.		2	6	30	A	Georgia		3	6
						32	H	Mississippi St.		5	2	30	A	Georgia		7	12
						72	A	Ole Miss		5	1	30	A	Georgia		1	3
						72	A	Ole Miss		8	4	175	A	Texas St.		14	0

Non-Div. I Games:

Texas A&amp;M



Average RPI Win:	86	WON-LOST RECORD	WINNING PCT. RANK		LAST 10 GAMES		STRENGTH OF SCHEDULE		OPP. STRENGTH OF SCHEDULE		TEAM RPI	ADJ RPI	CONF. RPI	ADJ CONF. RPI			
DIV. I ONLY		35-15-0	.7	40	3-7-0		16		9		17	.63383	17	2	2		
DIV. I NON-CONF.		26-3-0	.89655	6	1-0-0		62		19		8	.65036	10	2	1		
<hr/>																	
TOTALS		RPI 1-25		RPI 26-50		W-L RECORDS		RPI 51-100		RPI 101-150		RPI 150+					
35-15-0		5-12-0		7-2-0		OVERALL		11-1-0		7-0-0		5-0-0					
9-6-0		1-5-0		2-1-0		HOME		4-0-0		0-0-0		2-0-0					
7-6-0		2-0-0		2-0-0		AWAY		0-0-0		2-0-0		1-0-0					
19-3-0		2-2-0		3-0-0		NEUTRAL		7-1-0		5-0-0		2-0-0					
26-3-0		3-2-0		3-0-0		NON-CONFERENCE		8-1-0		7-0-0		5-0-0					
3-0-0		0-0-0		0-0-0		HOME		1-0-0		0-0-0		2-0-0					
4-0-0		1-0-0		0-0-		AWAY		0-0-0		2-0-0		1-0-0					
19-3-0		2-2-0		3-0-0		NEUTRAL		7-1-0		5-0-0		2-0-0					
9-12-0		2-10-0		4-2-0		CONFERENCE		3-0-0		0-0-0		0-0-0					
6-6-0		1-5-0		2-1-0		HOME		3-0-0		0-0-0		0-0-0					
3-6-0		1-5-0		2-1-0		AWAY		0-0-0		0-0-0		0-0-0					
0-0-0		0-0-0		0-0-0		NEUTRAL		0-0-0		0-0-0		0-0-0					
RPI	S	Opponent	Score		RPI	S	Opponent	Score		RPI	S	Opponent	Score				
2	N	Florida	4	7	26	N	Wisconsin	5	3	59	N	San Jose St.	6	0			
4	H	Oregon	3	9	29	A	Arizona	6	2	63	N	Illinois	5	0			
4	H	Oregon	1	5	29	A	Arizona	3	7	64	H	Utah	9	4			
4	H	Oregon	3	1	29	A	Arizona	5	1	64	H	Utah	6	0			
8	N	Kentucky	2	3	35	H	Oregon St.	0	1	64	H	Utah	4	1			
11	N	Nebraska	1	0	35	H	Oregon St.	3	1	70	H	Pacific	7	2			
12	A	Arizona St.	2	10	35	H	Oregon St.	8	0	74	N	Syracuse	2	1			
12	A	Arizona St.	3	5	41	N	Northwestern	2	0	74	N	Syracuse	1	8			
12	A	Arizona St.	0	11	48	N	San Diego St.	1	0	83	N	Georgia Tech	8	0			
18	H	Stanford	2	17						89	N	Maryland	3	2			
18	H	Stanford	5	7						94	N	Iowa St.	11	0			
18	H	Stanford	5	13						99	N	Nevada	5	0			
19	A	UCLA	5	6													
19	A	UCLA	5	1													
19	A	UCLA	2	3													
22	A	Hawaii	1	0													
25	N	Baylor	3	0													
<hr/>																	
LAST 10 GAMES																	
18 H Stanford										5	7	12 A Arizona St.				2	10
18 H Stanford										2	17	35 H Oregon St.				0	1
18 H Stanford										5	13	35 H Oregon St.				3	1
12 A Arizona St.										3	5	35 H Oregon St.				8	0
12 A Arizona St.										0	11	257 H Santa Clara				5	0

Non-Div. I Games:

California



Average RPI Win:	80	WON-LOST RECORD	WINNING PCT. RANK	LAST 10 GAMES	STRENGTH OF SCHEDULE	OPP. STRENGTH OF SCHEDULE	TEAM RPI	ADJ RPI	CONF. RPI	ADJ CONF. RPI					
DIV. I ONLY		35-17-0	.67308	52	7-3-0	12	5	19	.63193	18	2	2			
DIV. I NON-CONF.		23-8-0	.74194	37	0-2-0	79	9	30	.60891	29	2	1			
-----															
TOTALS	RPI 1-25	RPI 26-50		W-L RECORDS		RPI 51-100		RPI 101-150		RPI 150+					
35-17-0	8-10-0	6-3-0		OVERALL		9-2-0		7-1-0		5-1-0					
18-4-0	3-3-0	2-0-0		HOME		7-0-0		3-0-0		3-1-0					
7-8-0	4-5-0	2-1-0		AWAY		1-1-0		0-1-0		0-0-0					
10-5-0	1-2-0	2-2-0		NEUTRAL		1-1-0		4-0-0		2-0-0					
23-8-0	1-2-0	4-2-0		NON-CONFERENCE		6-2-0		7-1-0		5-1-0					
12-1-0	0-0-0	2-0-0		HOME		4-0-0		3-0-0		3-1-0					
1-2-0	0-0-0	0-0-		AWAY		1-1-0		0-1-0		0-0-0					
10-5-0	1-2-0	2-2-0		NEUTRAL		1-1-0		4-0-0		2-0-0					
12-9-0	7-8-0	2-1-0		CONFERENCE		3-0-0		0-0-0		0-0-0					
6-3-0	3-3-0	0-0-0		HOME		3-0-0		0-0-0		0-0-0					
6-6-0	4-5-0	2-1-0		AWAY		0-0-0		0-0-0		0-0-0					
0-0-0	0-0-0	0-0-0		NEUTRAL		0-0-0		0-0-0		0-0-0					
RPI	S	Opponent	Score	RPI	S	Opponent	Score	RPI	S	Opponent	Score	RPI	S	Opponent	Score
1	N	Oklahoma	0 6	26	N	Wisconsin	0 4	51	H	FGCU	8 0	105	N	Virginia	4 0
4	A	Oregon	3 10	30	N	Georgia	6 0	51	H	FGCU	2 1	119	N	Cal Poly	7 6
4	A	Oregon	2 3	31	H	Minnesota	2 1	54	A	Cal St. Fullerton	14 1	121	A	UC Davis	4 5
4	A	Oregon	3 4	31	H	Minnesota	9 7	55	N	Oklahoma St.	1 4	121	H	UC Davis	8 0
8	N	Kentucky	1 3	33	N	Iowa	6 7	59	H	San Jose St.	7 1	139	H	Cal St. Northridge	9 0
12	H	Arizona St.	2 11	35	A	Oregon St.	3 4	64	H	Utah	8 0	139	H	Cal St. Northridge	8 0
12	H	Arizona St.	6 12	35	A	Oregon St.	7 0	64	H	Utah	9 1	149	N	Indiana	8 2
12	H	Arizona St.	4 3	35	A	Oregon St.	8 6	64	H	Utah	12 0	149	N	Indiana	7 0
13	A	Washington	1 7	41	N	Northwestern	5 2	70	A	Pacific	6 9	164	H	St. Mary's (CA)	2 5
13	A	Washington	5 6					70	H	Pacific	2 0	166	N	Bradley	8 2
13	A	Washington	6 4					74	N	Syracuse	2 1	167	N	Portland St.	3 1
17	A	California	17 2									200	H	CSU Bakersfield	12 0
17	A	California	7 5									200	H	CSU Bakersfield	7 0
17	A	California	13 5									257	H	Santa Clara	8 0
19	H	UCLA	5 1												
19	H	UCLA	5 8												
19	H	UCLA	2 0												
21	N	Florida St.	3 1												
-----															
LAST 10 GAMES															
				17	A	California	7 5	64	H	Utah	12 0				
				17	A	California	17 2	64	H	Utah	8 0				
				17	A	California	13 5	70	A	Pacific	6 9				
				121	A	UC Davis	4 5	13	A	Washington	6 4				
				64	H	Utah	9 1	13	A	Washington	1 7				

Non-Div. I Games:

Stanford



UCLA

Average RPI Win:		95	WON-LOST		WINNING		LAST 10		STRENGTH OF		OPP. STRENGTH		TEAM		ADJ		CONF.		ADJ CONF.	
Average RPI Loss:		31	RECORD		PCT. RANK		GAMES		SCHEDULE		OF SCHEDULE		RPI		RPI		RPI		RPI	
DIV. I ONLY			35-17-0		.67308		52		7-3-0		11		19		21		.62983		19	
DIV. I NON-CONF.			27-4-0		.87097		10		4-0-0		53		71		14		.64356		13	
TOTALS		RPI 1-25		RPI 26-50		W-L RECORDS		RPI 51-100		RPI 101-150		RPI 150+								
35-17-0		9-11-0		3-2-0		OVERALL		8-3-0		6-1-0		9-0-0								
12-10-0		4-9-0		0-0-0		HOME		2-1-0		2-0-0		4-0-0								
7-6-0		1-2-0		3-1-0		AWAY		2-2-0		0-1-0		1-0-0								
16-1-0		4-0-0		0-1-0		NEUTRAL		4-0-0		4-0-0		4-0-0								
27-4-0		4-1-0		1-1-0		NON-CONFERENCE		7-1-0		6-1-0		9-0-0								
8-2-0		0-1-0		0-0-0		HOME		2-1-0		2-0-0		4-0-0								
3-1-0		0-0-0		1-0-		AWAY		1-0-0		0-1-0		1-0-0								
16-1-0		4-0-0		0-1-0		NEUTRAL		4-0-0		4-0-0		4-0-0								
8-13-0		5-10-0		2-1-0		CONFERENCE		1-2-0		0-0-0		0-0-0								
4-8-0		4-8-0		0-0-0		HOME		0-0-0		0-0-0		0-0-0								
4-5-0		1-2-0		2-1-0		AWAY		1-2-0		0-0-0		0-0-0								
0-0-0		0-0-0		0-0-0		NEUTRAL		0-0-0		0-0-0		0-0-0								
RPI	S	Opponent		Score		RPI	S	Opponent		Score		RPI	S	Opponent		Score				
4	H	Oregon		6	9	29	A	Arizona		6	8	54	H	Cal St. Fullerton		5	11			
4	H	Oregon		7	5	29	A	Arizona		13	3	55	N	Oklahoma St.		5	1			
4	H	Oregon		5	7	29	A	Arizona		9	1	58	A	Long Beach St.		6	3			
5	N	LSU		2	0	37	N	Virginia Tech		1	2	59	N	San Jose St.		8	4			
9	N	Tennessee		2	0	48	A	San Diego St.		7	0	61	H	North Dakota St.		7	1			
12	H	Arizona St.		3	2							64	A	Utah		3	8			
12	H	Arizona St.		3	10							64	A	Utah		6	4			
12	H	Arizona St.		4	5							64	A	Utah		4	7			
13	H	Washington		0	6							75	H	McNeese St.		5	4			
13	H	Washington		4	5							89	N	Maryland		4	3			
13	H	Washington		0	1							99	N	Nevada		13	4			
15	N	South Ala.		2	1															
16	H	Texas A&M		6	7															
17	H	California		6	5															
17	H	California		3	2															
17	H	California		1	5															
18	A	Stanford		0	2															
18	A	Stanford		1	5															
18	A	Stanford		8	5															
22	N	Hawaii		11	1															
LAST 10 GAMES																				
200	H	CSU Bakersfield		14	0	4	H	Oregon		6	9	108	H	UC Santa Barbara		8	3			
200	H	CSU Bakersfield		8	0	108	H	UC Santa Barbara		8	3	29	A	Arizona		9	1			
132	H	Loyola Marymount		8	4	29	A	Arizona		13	3	29	A	Arizona		6	8			
	4	H Oregon		5	7															
	4	H Oregon		7	5															

Non-Div. I Games:

UCLA



Average RPI Win: 117		WON-LOST	WINNING	LAST 10	STRENGTH OF		OPP. STRENGTH	TEAM	ADJ	CONF.	ADJ CONF.
Average RPI Loss: 18		RECORD	PCT. RANK	GAMES	SCHEDULE		OF SCHEDULE	RPI	RPI	RPI	RPI
DIV. I ONLY		40-11-0	.78431	13	10-0-0		47	39	23	.62965	20
DIV. I NON-CONF.		21-7-0	.75	36	2-0-0		17	28	17	.63406	17
TOTALS		RPI 1-25	RPI 26-50		W-L RECORDS		RPI 51-100		RPI 101-150		RPI 150+
40-11-0		2-7-0	8-4-0		OVERALL		8-0-0		7-0-0		15-0-0
21-2-0		0-0-0	4-2-0		HOME		3-0-0		3-0-0		11-0-0
11-4-0		1-4-0	0-0-0		AWAY		4-0-0		2-0-0		4-0-0
8-5-0		1-3-0	4-2-0		NEUTRAL		1-0-0		2-0-0		0-0-0
21-7-0		1-5-0	7-2-0		NON-CONFERENCE		2-0-0		2-0-0		9-0-0
11-0-0		0-0-0	3-0-0		HOME		0-0-0		0-0-0		8-0-0
2-2-0		0-2-0	0-0-		AWAY		1-0-0		0-0-0		1-0-0
8-5-0		1-3-0	4-2-0		NEUTRAL		1-0-0		2-0-0		0-0-0
19-4-0		1-2-0	1-2-0		CONFERENCE		6-0-0		5-0-0		6-0-0
10-2-0		0-0-0	1-2-0		HOME		3-0-0		3-0-0		3-0-0
9-2-0		1-2-0	0-0-0		AWAY		3-0-0		2-0-0		3-0-0
0-0-0		0-0-0	0-0-0		NEUTRAL		0-0-0		0-0-0		0-0-0
RPI S	Opponent	Score	RPI S	Opponent	Score	RPI S	Opponent	Score	RPI S	Opponent	Score
3 A	Texas	4 9	28 H	Western Ky.	2 3	57 N	Lipscomb	5 2	104 N	Col. of Charleston	16 0
3 A	Texas	1 7	28 H	Western Ky.	2 12	75 A	McNeese St.	5 1	116 N	Pittsburgh	8 0
3 N	Texas	2 7	28 H	Western Ky.	10 0	77 H	FIU	10 2	121 A	Fla. Atlantic	8 4
7 N	Michigan	1 3	32 H	Mississippi St.	9 1	77 H	FIU	9 5	121 A	Fla. Atlantic	1 0
15 A	South Ala.	2 1	33 N	Iowa	10 13	77 H	FIU	7 5	123 H	Troy	7 2
15 A	South Ala.	4 8	33 N	Iowa	11 0	79 A	North Texas	8 2	123 H	Troy	9 1
15 A	South Ala.	3 7	34 H	Houston	10 5	79 A	North Texas	10 0	123 H	Troy	6 0
16 N	Texas A&M	4 6	34 H	Houston	9 1	79 A	North Texas	5 0	153 A	La.-Monroe	6 0
23 N	Hofstra	4 2	36 N	James Madison	9 1				153 A	La.-Monroe	8 2
			43 N	South Fla.	3 0				153 A	La.-Monroe	12 3
			46 N	Illinois St.	8 5				159 H	Louisiana Tech	9 1
			46 N	Illinois St.	3 4				159 H	Louisiana Tech	4 1
									175 H	Texas St.	3 2
									175 H	Texas St.	9 1
									176 H	Southern Miss.	18 2
									176 H	Southern Miss.	10 0
									218 H	Middle Tenn.	10 0
									218 H	Middle Tenn.	6 3
									218 H	Middle Tenn.	6 0
									252 H	Mississippi Val.	16 4
									252 H	Mississippi Val.	13 2
									284 A	Southern U.	9 1
			LAST 10 GAMES								
			153 A	La.-Monroe	6 0	123 H	Troy	9 1			
			153 A	La.-Monroe	8 2	121 A	Fla. Atlantic	1 0			
			153 A	La.-Monroe	12 3	121 A	Fla. Atlantic	8 4			
			123 H	Troy	7 2	34 H	Houston	9 1			
			123 H	Troy	6 0	34 H	Houston	10 5			

Non-Div. I Games:

La.-Lafayette



Average RPI Win:	98	WON-LOST RECORD	WINNING PCT. RANK	LAST 10 GAMES	STRENGTH OF SCHEDULE	OPP. STRENGTH OF SCHEDULE	TEAM RPI	ADJ RPI	CONF. RPI	ADJ CONF. RPI		
DIV. I ONLY		39-15-0	.72222	34	8-2-0	23	25	20	.62734	21	5	5
DIV. I NON-CONF.		21-13-0	.61765	80	0-2-0	4	3	28	.61128	27	5	5
<hr/>												
TOTALS	RPI 1-25	RPI 26-50		W-L RECORDS		RPI 51-100		RPI 101-150		RPI 150+		
39-15-0	3-8-0	9-4-0		OVERALL		14-1-0		5-1-0		8-1-0		
26-8-0	3-2-0	3-4-0		HOME		8-0-0		5-1-0		7-1-0		
12-3-0	0-2-0	6-0-0		AWAY		6-1-0		0-0-0		0-0-0		
1-4-0	0-4-0	0-0-0		NEUTRAL		0-0-0		0-0-0		1-0-0		
21-13-0	3-8-0	1-3-0		NON-CONFERENCE		10-0-0		2-1-0		5-1-0		
18-7-0	3-2-0	1-3-0		HOME		8-0-0		2-1-0		4-1-0		
2-2-0	0-2-0	0-0-		AWAY		2-0-0		0-0-0		0-0-0		
1-4-0	0-4-0	0-0-0		NEUTRAL		0-0-0		0-0-0		1-0-0		
18-2-0	0-0-0	8-1-0		CONFERENCE		4-1-0		3-0-0		3-0-0		
8-1-0	0-0-0	2-1-0		HOME		0-0-0		3-0-0		3-0-0		
10-1-0	0-0-0	6-0-0		AWAY		4-1-0		0-0-0		0-0-0		
0-0-0	0-0-0	0-0-0		NEUTRAL		0-0-0		0-0-0		0-0-0		
RPI S	Opponent	Score	RPI S	Opponent	Score	RPI S	Opponent	Score	RPI S	Opponent	Score	
1 N	Oklahoma	0 6	27 H	Tulsa	2 3	52 H	North Florida	3 1	105 H	Virginia	3 2	
2 A	Florida	3 7	27 H	Tulsa	1 4	66 A	Auburn	6 3	105 H	Virginia	10 2	
2 H	Florida	0 8	31 H	Minnesota	4 3	71 H	Jacksonville	8 0	105 H	Virginia	2 0	
5 H	LSU	4 5	31 H	Minnesota	2 3	76 A	UCF	10 3	123 H	Troy	12 6	
11 N	Nebraska	0 2	37 A	Virginia Tech	11 0	77 H	FIU	7 4	123 H	Troy	3 6	
13 N	Washington	0 2	37 A	Virginia Tech	4 2	77 H	FIU	11 2	123 H	Troy	8 0	
15 A	South Ala.	0 4	37 A	Virginia Tech	4 3	83 A	Georgia Tech	8 0	176 H	Southern Miss.	1 2	
18 N	Stanford	1 3	39 H	North Carolina	4 5	83 A	Georgia Tech	4 1	186 N	LIU Brooklyn	15 1	
23 H	Hofstra	4 0	39 H	North Carolina	3 1	84 H	Ga. Southern	12 3	207 H	Presbyterian	8 0	
23 H	Hofstra	9 1	39 H	North Carolina	9 1	84 H	Ga. Southern	4 0	208 H	Boston College	4 0	
24 H	Arkansas	9 1	45 A	North Carolina St.	2 0	89 A	Maryland	13 1	208 H	Boston College	10 0	
			45 A	North Carolina St.	11 1	89 A	Maryland	4 5	208 H	Boston College	7 3	
			45 A	North Carolina St.	4 0	89 A	Maryland	14 9	239 H	Florida A&M	4 0	
						90 H	Appalachian St.	8 7	240 H	Bethune-Cookman	20 0	
						90 H	Appalachian St.	3 0	243 H	Tennessee St.	8 0	
<hr/>												
LAST 10 GAMES												
83 A	Georgia Tech	4 1	2	H Florida	0 8							
83 A	Georgia Tech	8 0	105 H	Virginia	2 0							
37 A	Virginia Tech	4 3	105 H	Virginia	3 2							
37 A	Virginia Tech	4 2	105 H	Virginia	10 2							
37 A	Virginia Tech	11 0	15 A	South Ala.	0 4							

Non-Div. I Games:

Florida St.



H  
a  
w  
a  
i  
i

Hawaii

Hawaii



H  
o  
f  
f  
s  
t  
r  
aH  
o  
f  
f  
s  
t  
r  
a

Hofstra



RPI	S	Opponent	Score	
221	A	Drexel	13	0
221	A	Drexel	11	0
236	A	UNC Wilmington	11	0
236	A	UNC Wilmington	8	4
261	H	Iona	4	1

Hofstra

H  
o  
f  
s  
t  
r  
a

H  
o  
f  
s  
t  
r  
a



Average RPI Win: 115		WON-LOST	WINNING	LAST 10	STRENGTH OF		OPP. STRENGTH	TEAM	ADJ	CONF.	ADJ CONF.							
Average RPI Loss: 36		RECORD	PCT. RANK	GAMES	SCHEDULE		OF SCHEDULE	RPI	RPI	RPI	RPI							
DIV. I ONLY		34-17-0	.66667	56	8-2-0		6	38	18	.61595	24	1	1					
DIV. I NON-CONF.		22-7-0	.75862	32	0-0-0		91	188	37	.58077	38	1	2					
TOTALS		RPI 1-25	RPI 26-50		W-L RECORDS		RPI 51-100		RPI 101-150		RPI 150+							
34-17-0		6-13-0	4-1-0		OVERALL		4-0-0		10-1-0		10-2-0							
21-6-0		3-3-0	3-0-0		HOME		3-0-0		8-1-0		4-2-0							
7-8-0		3-8-0	0-0-0		AWAY		0-0-0		0-0-0		4-0-0							
6-3-0		0-2-0	1-1-0		NEUTRAL		1-0-0		2-0-0		2-0-0							
22-7-0		0-3-0	1-1-0		NON-CONFERENCE		1-0-0		10-1-0		10-2-0							
12-3-0		0-0-0	0-0-0		HOME		0-0-0		8-1-0		4-2-0							
4-1-0		0-1-0	0-0-		AWAY		0-0-0		0-0-0		4-0-0							
6-3-0		0-2-0	1-1-0		NEUTRAL		1-0-0		2-0-0		2-0-0							
12-10-0		6-10-0	3-0-0		CONFERENCE		3-0-0		0-0-0		0-0-0							
9-3-0		3-3-0	3-0-0		HOME		3-0-0		0-0-0		0-0-0							
3-7-0		3-7-0	0-0-0		AWAY		0-0-0		0-0-0		0-0-0							
0-0-0		0-0-0	0-0-0		NEUTRAL		0-0-0		0-0-0		0-0-0							
RPI S	Opponent	Score		RPI S	Opponent	Score		RPI S	Opponent	Score		RPI S	Opponent	Score				
2 A	Florida	0	1	27 N	Tulsa	1	3	64 N	Utah	5	1	103 N	Colorado St.	5	4			
2 A	Florida	2	5	27 N	Tulsa	14	3	66 H	Auburn	8	7	125 H	Murray St.	8	0			
2 A	Florida	0	8	30 H	Georgia	5	3	66 H	Auburn	5	0	126 H	Utah Valley	1	3			
5 H	LSU	4	5	30 H	Georgia	8	1	66 H	Auburn	6	0	126 H	Utah Valley	5	0			
5 H	LSU	4	3	30 H	Georgia	5	2					126 H	Utah Valley	3	0			
5 H	LSU	2	8									130 H	Saint Louis	8	0			
8 H	Kentucky	3	5									130 H	Saint Louis	8	0			
8 H	Kentucky	4	0									132 N	Loyola Marymount	8	3			
8 H	Kentucky	4	1									141 H	UNI	8	0			
9 A	Tennessee	2	1									141 H	UNI	17	1			
10 A	Missouri	4	1									146 H	Stephen F. Austin	9	2			
10 A	Missouri	11	10									153 H	La.-Monroe	14	3			
10 A	Missouri	0	9									153 H	La.-Monroe	6	7			
16 A	Texas A&M	1	9									163 H	Jacksonville St.	4	5			
16 A	Texas A&M	3	7									163 H	Jacksonville St.	3	2			
16 A	Texas A&M	1	2									192 H	UMKC	9	1			
21 A	Florida St.	1	9									222 A	Jackson St.	8	0			
23 N	Hofstra	4	6									222 A	Jackson St.	8	2			
23 N	Hofstra	1	8									224 H	Wright St.	11	3			
				LAST 10 GAMES														
				66 H	Auburn	5	0	8 H	Kentucky	4	0	241 N				Southern Utah	3	2
				66 H	Auburn	8	7	8 H	Kentucky	4	1	255 A				Savannah St.	14	1
				66 H	Auburn	6	0	10 A	Missouri	11	10	255 A				Savannah St.	10	0
				9 A	Tennessee	2	1	10 A	Missouri	4	1	267 N				Weber St.	10	2
				8 H	Kentucky	3	5	10 A	Missouri	0	9							

Non-Div. I Games:

Arkansas



Average RPI Win: 106		WON-LOST RECORD	WINNING PCT. RANK	LAST 10 GAMES	STRENGTH OF SCHEDULE	OPP. STRENGTH OF SCHEDULE	TEAM RPI	ADJ RPI		CONF. RPI	ADJ CONF. RPI			
Average RPI Loss: 30														
DIV. I ONLY		39-14-0	.73585	30	6-4-0	46	28	25	.61395	25	3	3		
DIV. I NON-CONF.		29-7-0	.80556	22	2-2-0	116	34	29	.60446	31	3	3		
<hr/>														
TOTALS		RPI 1-25		RPI 26-50		W-L RECORDS		RPI 51-100		RPI 101-150		RPI 150+		
39-14-0		2-7-0		4-4-0		OVERALL		19-3-0		6-0-0		8-0-0		
22-5-0		0-1-0		2-2-0		HOME		13-2-0		2-0-0		5-0-0		
8-7-0		2-5-0		2-1-0		AWAY		1-1-0		1-0-0		2-0-0		
9-2-0		0-1-0		0-1-0		NEUTRAL		5-0-0		3-0-0		1-0-0		
29-7-0		2-2-0		2-3-0		NON-CONFERENCE		11-2-0		6-0-0		8-0-0		
14-3-0		0-0-0		2-2-0		HOME		5-1-0		2-0-0		5-0-0		
6-2-0		2-1-0		0-0-		AWAY		1-1-0		1-0-0		2-0-0		
9-2-0		0-1-0		0-1-0		NEUTRAL		5-0-0		3-0-0		1-0-0		
10-7-0		0-5-0		2-1-0		CONFERENCE		8-1-0		0-0-0		0-0-0		
8-2-0		0-1-0		0-0-0		HOME		8-1-0		0-0-0		0-0-0		
2-5-0		0-4-0		2-1-0		AWAY		0-0-0		0-0-0		0-0-0		
0-0-0		0-0-0		0-0-0		NEUTRAL		0-0-0		0-0-0		0-0-0		
RPI	S	Opponent	Score		RPI	S	Opponent	Score		RPI	S	Opponent	Score	
1	A	Oklahoma	3	9	34	H	Houston	4	1	55	H	Oklahoma St.	5	2
1	A	Oklahoma	3	8	34	H	Houston	3	5	55	H	Oklahoma St.	1	0
1	A	Oklahoma	0	8	39	N	North Carolina	0	3	55	H	Oklahoma St.	2	0
3	A	Texas	1	5	46	H	Illinois St.	0	8	56	H	Texas Tech	10	5
3	H	Texas	0	4	46	H	Illinois St.	5	0	56	H	Texas Tech	8	2
12	A	Arizona St.	6	2	50	A	Kansas	5	4	56	H	Texas Tech	4	6
17	N	California	0	3	50	A	Kansas	5	6	64	N	Utah	5	2
22	A	Hawaii	5	3	50	A	Kansas	6	1	67	H	Sam Houston St.	0	2
22	A	Hawaii	1	5						67	N	Sam Houston St.	2	0
										70	H	Pacific	10	1
										70	H	Pacific	3	0
										74	N	Syracuse	5	0
										79	A	North Texas	3	5
										79	A	North Texas	2	1
										79	N	North Texas	9	3
										79	N	North Texas	8	3
										94	H	Iowa St.	7	5
										94	H	Iowa St.	13	0
										94	H	Iowa St.	4	3
										100	H	Purdue	4	0
LAST 10 GAMES														

Non-Div. I Games:

Baylor



RPI	S	Opponent	Score
100	H	Purdue	1 0
100	H	Purdue	8 0
50	A	Kansas	6 1
34	H	Houston	3 5
34	H	Houston	4 1
79	A	North Texas	3 5
79	A	North Texas	2 1



Average RPI Win:	104	WON-LOST RECORD	WINNING PCT. RANK	LAST 10 GAMES	STRENGTH OF SCHEDULE	OPP. STRENGTH OF SCHEDULE	TEAM RPI	ADJ RPI	CONF. RPI	ADJ CONF. RPI					
Average RPI Loss:	73														
DIV. I ONLY		39-11-0	.78	16	8-2-0	63	36	24	.61268	26	4	4			
DIV. I NON-CONF.		23-4-0	.85185	14	0-0-0	111	87	26	.61008	28	4	4			
<hr/>															
TOTALS	RPI 1-25	RPI 26-50		W-L RECORDS		RPI 51-100		RPI 101-150		RPI 150+					
39-11-0	2-3-0	8-3-0		OVERALL		13-3-0		6-0-0		10-2-0					
7-3-0	0-0-0	2-0-0		HOME		4-2-0		0-0-0		1-1-0					
13-6-0	1-2-0	3-3-0		AWAY		4-1-0		4-0-0		1-0-0					
19-2-0	1-1-0	3-0-0		NEUTRAL		5-0-0		2-0-0		8-1-0					
23-4-0	1-1-0	3-0-0		NON-CONFERENCE		6-1-0		3-0-0		10-2-0					
1-1-0	0-0-0	0-0-0		HOME		0-0-0		0-0-0		1-1-0					
3-1-0	0-0-0	0-0-		AWAY		1-1-0		1-0-0		1-0-0					
19-2-0	1-1-0	3-0-0		NEUTRAL		5-0-0		2-0-0		8-1-0					
16-7-0	1-2-0	5-3-0		CONFERENCE		7-2-0		3-0-0		0-0-0					
6-2-0	0-0-0	2-0-0		HOME		4-2-0		0-0-0		0-0-0					
10-5-0	1-2-0	3-3-0		AWAY		3-0-0		3-0-0		0-0-0					
0-0-0	0-0-0	0-0-0		NEUTRAL		0-0-0		0-0-0		0-0-0					
RPI	S	Opponent	Score	RPI	S	Opponent	Score	RPI	S	Opponent	Score				
11	A	Nebraska	0 4	31	A	Minnesota	10 0	54	A	Cal St. Fullerton	4 6	106	A	Southern Ill.	7 3
11	A	Nebraska	5 2	31	A	Minnesota	0 8	54	A	Cal St. Fullerton	1 0	119	N	Cal Poly	2 1
11	A	Nebraska	2 11	31	A	Minnesota	1 2	60	H	Ohio St.	4 2	148	N	Ill.-Chicago	2 1
17	N	California	3 5	33	A	Iowa	8 0	60	H	Ohio St.	3 1	149	A	Indiana	3 0
18	N	Stanford	4 0	33	A	Iowa	1 2	60	H	Ohio St.	7 6	149	A	Indiana	5 2
				33	A	Iowa	3 0	62	N	Ball St.	8 7	149	A	Indiana	12 1
				39	N	North Carolina	4 2	63	A	Illinois	8 1	169	A	Charlotte	12 3
				41	H	Northwestern	4 2	63	A	Illinois	5 1	185	N	Boston U.	9 1
				41	H	Northwestern	3 1	63	A	Illinois	5 2	185	N	Boston U.	5 1
				42	N	Notre Dame	6 5	84	N	Ga. Southern	6 4	185	N	Boston U.	11 3
				42	N	Notre Dame	1 0	84	N	Ga. Southern	3 0	200	N	CSU Bakersfield	11 4
								84	N	Ga. Southern	4 0	201	N	Eastern Mich.	7 2
								92	N	Eastern Ky.	5 1	201	N	Eastern Mich.	9 0
								96	H	Michigan St.	5 11	207	N	Presbyterian	3 5
								96	H	Michigan St.	4 9	207	N	Presbyterian	8 0
								96	H	Michigan St.	3 0	216	H	Green Bay	1 2
												216	H	Green Bay	4 3
												225	N	Belmont	7 0
<hr/>															
LAST 10 GAMES															
				96	H	Michigan St.	5 11	149	A	Indiana	12 1				
				96	H	Michigan St.	3 0	41	H	Northwestern	3 1				
				96	H	Michigan St.	4 9	41	H	Northwestern	4 2				
				149	A	Indiana	5 2	60	H	Ohio St.	4 2				
				149	A	Indiana	3 0	60	H	Ohio St.	3 1				

Non-Div. I Games:

Wisconsin



Average RPI Win:		123	WON-LOST RECORD		WINNING PCT. RANK		LAST 10 GAMES		STRENGTH OF SCHEDULE		OPP. STRENGTH OF SCHEDULE		TEAM RPI		ADJ RPI		CONF. RPI		ADJ CONF. RPI				
DIV. I ONLY			41-13-1		.75455 25		9-1-0		77		41		31		.6116 27		9		10				
DIV. I NON-CONF.			22-8-1		.72581 40		2-0-0		41		5		27		.61964 22		8		8				
TOTALS		RPI 1-25		RPI 26-50		W-L RECORDS		RPI 51-100		RPI 101-150		RPI 150+											
41-13-1		5-4-0		3-4-0		OVERALL		10-3-0		9-2-1		14-0-0											
13-3-0		0-1-0		1-2-0		HOME		7-0-0		0-0-0		5-0-0											
16-7-0		3-2-0		1-2-0		AWAY		1-1-0		5-2-0		6-0-0											
12-3-1		2-1-0		1-0-0		NEUTRAL		2-2-0		4-0-1		3-0-0											
22-8-1		5-4-0		1-0-0		NON-CONFERENCE		4-3-0		7-1-1		5-0-0											
3-1-0		0-1-0		0-0-0		HOME		1-0-0		0-0-0		2-0-0											
7-4-0		3-2-0		0-0-		AWAY		1-1-0		3-1-0		0-0-0											
12-3-1		2-1-0		1-0-0		NEUTRAL		2-2-0		4-0-1		3-0-0											
19-5-0		0-0-0		2-4-0		CONFERENCE		6-0-0		2-1-0		9-0-0											
10-2-0		0-0-0		1-2-0		HOME		6-0-0		0-0-0		3-0-0											
9-3-0		0-0-0		1-2-0		AWAY		0-0-0		2-1-0		6-0-0											
0-0-0		0-0-0		0-0-0		NEUTRAL		0-0-0		0-0-0		0-0-0											
RPI	S	Opponent		Score		RPI	S	Opponent		Score		RPI	S	Opponent		Score							
1	H	Oklahoma		1	3	34	A	Houston		2	3	55	A	Oklahoma St.		8	2	109	A	UNLV		6	10
3	A	Texas		0	1	34	A	Houston		2	0	55	H	Oklahoma St.		5	1	109	A	UNLV		13	1
3	A	Texas		7	4	34	A	Houston		3	4	56	N	Texas Tech		5	1	129	N	Boise St.		5	2
5	A	LSU		0	1	38	H	UAB		4	1	76	H	UCF		8	1	129	N	Boise St.		6	6
21	A	Florida St.		3	2	38	H	UAB		7	9	76	H	UCF		7	0	138	N	Lamar		7	4
21	A	Florida St.		4	1	38	H	UAB		0	1	76	H	UCF		6	2	138	N	Lamar		11	3
23	N	Hofstra		9	6	39	N	North Carolina		3	1	82	N	Creighton		3	4	138	N	Lamar		2	1
24	N	Arkansas		3	14							87	A	Central Ark.		0	1	140	A	Texas-Arlington		5	1
24	N	Arkansas		3	1							97	H	Marshall		6	0	140	A	Texas-Arlington		5	1
												97	H	Marshall		9	6	147	A	East Carolina		4	6
												97	H	Marshall		8	0	147	A	East Carolina		8	0
												100	N	Purdue		4	1	147	A	East Carolina		3	1
												100	N	Purdue		0	5	170	A	Memphis		4	2
																		170	A	Memphis		8	0
																		170	A	Memphis		9	2
																		173	H	Missouri St.		8	0
																		176	H	Southern Miss.		8	0
																		176	H	Southern Miss.		3	1
																		176	H	Southern Miss.		9	4
																		204	N	Hampton		3	0
																		229	A	UTEP		5	0
																		229	A	UTEP		11	1
																		229	A	UTEP		8	0
																		233	H	Indiana St.		8	1
																		247	N	Utah St.		8	0
																		247	N	Utah St.		3	0



Western Ky.



Average RPI Win: 102		WON-LOST	WINNING	LAST 10	STRENGTH OF	OPP. STRENGTH	TEAM	ADJ	CONF.	ADJ CONF.						
Average RPI Loss: 28		RECORD	PCT. RANK	GAMES	SCHEDULE	OF SCHEDULE	RPI	RPI	RPI	RPI						
DIV. I ONLY		30-23-0	.56604	106	3-7-0	5	16	29	.60289	29	2	2				
DIV. I NON-CONF.		23-9-0	.71875	42	0-0-0	21	45	24	.61185	26	2	1				
TOTALS		RPI 1-25	RPI 26-50		W-L RECORDS		RPI 51-100		RPI 101-150		RPI 150+					
30-23-0		6-15-0	3-4-0		OVERALL		6-3-0		8-0-0		7-1-0					
20-7-0		6-7-0	0-0-0		HOME		2-0-0		5-0-0		7-0-0					
3-8-0		0-3-0	0-3-0		AWAY		3-2-0		0-0-0		0-0-0					
7-8-0		0-5-0	3-1-0		NEUTRAL		1-1-0		3-0-0		0-1-0					
23-9-0		1-5-0	3-1-0		NON-CONFERENCE		4-2-0		8-0-0		7-1-0					
15-0-0		1-0-0	0-0-0		HOME		2-0-0		5-0-0		7-0-0					
1-1-0		0-0-0	0-0-		AWAY		1-1-0		0-0-0		0-0-0					
7-8-0		0-5-0	3-1-0		NEUTRAL		1-1-0		3-0-0		0-1-0					
7-14-0		5-10-0	0-3-0		CONFERENCE		2-1-0		0-0-0		0-0-0					
5-7-0		5-7-0	0-0-0		HOME		0-0-0		0-0-0		0-0-0					
2-7-0		0-3-0	0-3-0		AWAY		2-1-0		0-0-0		0-0-0					
0-0-0		0-0-0	0-0-0		NEUTRAL		0-0-0		0-0-0		0-0-0					
RPI	S	Opponent	Score		RPI	S	Opponent	Score		RPI	S	Opponent	Score			
1	N	Oklahoma	0	5	35	A	Oregon St.	1	2	58	N	Long Beach St.	4	3		
1	N	Oklahoma	0	4	35	A	Oregon St.	1	2	60	N	Ohio St.	0	6		
2	N	Florida	3	14	35	A	Oregon St.	1	2	64	A	Utah	6	4		
4	A	Oregon	0	8	37	N	Virginia Tech	2	9	64	A	Utah	4	8		
4	A	Oregon	3	5	41	N	Northwestern	4	3	64	A	Utah	6	5		
4	A	Oregon	0	9	42	N	Notre Dame	2	0	80	A	New Mexico St.	8	1		
5	N	LSU	0	3	48	N	San Diego St.	3	2	80	A	New Mexico St.	2	3		
7	N	Michigan	1	9						88	H	Drake	5	3		
11	H	Nebraska	1	0						100	H	Purdue	5	4		
12	H	Arizona St.	6	4								108	H	UC Santa Barbara	12	2
12	H	Arizona St.	6	7								108	H	UC Santa Barbara	9	0
12	H	Arizona St.	10	9								119	N	Cal Poly	10	3
13	H	Washington	1	7								127	N	Penn St.	10	2
13	H	Washington	3	8								129	H	Boise St.	9	5
13	H	Washington	7	4								129	H	Boise St.	10	2
17	H	California	2	6								129	H	Boise St.	14	4
17	H	California	7	3								132	N	Loyola Marymount	5	3
17	H	California	1	5								166	N	Bradley	1	2
19	H	UCLA	1	9								167	H	Portland St.	12	3
19	H	UCLA	8	6								167	H	Portland St.	8	1
19	H	UCLA	3	13								185	H	Boston U.	4	1
												185	H	Boston U.	6	3
												215	H	UC Riverside	12	2
												241	H	Southern Utah	6	3
												247	H	Utah St.	13	1
LAST 10 GAMES																
					12	H	Arizona St.	6	7	35	A	Oregon St.	1	2		
					12	H	Arizona St.	6	4	19	H	UCLA	1	9		
					12	H	Arizona St.	10	9	19	H	UCLA	3	13		
					35	A	Oregon St.	1	2	19	H	UCLA	8	6		
					35	A	Oregon St.	1	2	4	A	Oregon	0	9		

Non-Div. I Games:

Arizona



Average RPI Win: 114		WON-LOST	WINNING	LAST 10	STRENGTH OF		OPP. STRENGTH	TEAM	ADJ	CONF.	ADJ CONF.
Average RPI Loss: 39		RECORD	PCT. RANK	GAMES	SCHEDULE		OF SCHEDULE	RPI	RPI	RPI	RPI
DIV. I ONLY		37-18-0	.67273	55	26		24	28	.60148	30	1
DIV. I NON-CONF.		23-9-0	.71875	42	143		95	52	.56398	52	1
TOTALS		RPI 1-25	RPI 26-50		W-L RECORDS		RPI 51-100		RPI 101-150		RPI 150+
37-18-0		6-11-0	3-3-0		OVERALL		11-2-0		3-1-0		14-1-0
24-8-0		5-3-0	1-2-0		HOME		7-2-0		1-0-0		10-1-0
8-6-0		1-5-0	2-1-0		AWAY		4-0-0		0-0-0		1-0-0
5-4-0		0-3-0	0-0-0		NEUTRAL		0-0-0		2-1-0		3-0-0
23-9-0		0-3-0	1-2-0		NON-CONFERENCE		5-2-0		3-1-0		14-1-0
16-5-0		0-0-0	1-2-0		HOME		4-2-0		1-0-0		10-1-0
2-0-0		0-0-0	0-0-		AWAY		1-0-0		0-0-0		1-0-0
5-4-0		0-3-0	0-0-0		NEUTRAL		0-0-0		2-1-0		3-0-0
14-9-0		6-8-0	2-1-0		CONFERENCE		6-0-0		0-0-0		0-0-0
8-3-0		5-3-0	0-0-0		HOME		3-0-0		0-0-0		0-0-0
6-6-0		1-5-0	2-1-0		AWAY		3-0-0		0-0-0		0-0-0
0-0-0		0-0-0	0-0-0		NEUTRAL		0-0-0		0-0-0		0-0-0
RPI S	Opponent	Score		RPI S	Opponent	Score		RPI S	Opponent	Score	
1 N	Oklahoma	0	5	40 A	South Carolina	7	6	60 H	Ohio St.	6	1
2 A	Florida	0	5	40 A	South Carolina	2	0	60 H	Ohio St.	4	5
2 A	Florida	2	5	40 A	South Carolina	2	6	61 H	North Dakota St.	4	1
2 A	Florida	3	2	41 H	Northwestern	6	5	61 H	North Dakota St.	0	3
5 H	LSU	10	7	47 H	USC Upstate	5	8	66 A	Auburn	2	0
5 H	LSU	10	5	49 H	Georgia St.	7	10	66 A	Auburn	9	8
9 H	Tennessee	2	9					66 A	Auburn	9	3
9 H	Tennessee	3	10					72 H	Ole Miss	6	0
9 H	Tennessee	1	6					72 H	Ole Miss	12	4
13 N	Washington	2	14					72 H	Ole Miss	14	5
16 H	Texas A&M	3	1					83 A	Georgia Tech	14	1
16 H	Texas A&M	12	7					83 H	Georgia Tech	20	1
16 H	Texas A&M	6	3					84 H	Ga. Southern	6	3
18 N	Stanford	0	6								
24 A	Arkansas	3	5								
24 A	Arkansas	2	5								
24 A	Arkansas	1	8								
				LAST 10 GAMES							
				5 H	LSU	10	5	49 H	Georgia St.	7	10
				5 H	LSU	10	7	16 H	Texas A&M	6	3
				2 A	Florida	0	5	16 H	Texas A&M	12	7
				2 A	Florida	2	5	16 H	Texas A&M	3	1
				2 A	Florida	3	2	47 H	USC Upstate	5	8

Non-Div. I Games:

Georgia



Average RPI Win:	96	WON-LOST RECORD	WINNING PCT. RANK	LAST 10 GAMES	STRENGTH OF SCHEDULE	OPP. STRENGTH OF SCHEDULE	TEAM RPI	ADJ RPI	CONF. RPI	ADJ CONF. RPI					
Average RPI Loss:	39														
DIV. I ONLY		33-16-0	.67347	51	7-3-0	33	22	30	.60101	31	4	4			
DIV. I NON-CONF.		19-10-0	.65517	64	2-0-0	49	22	38	.58485	36	4	4			
<hr/>															
TOTALS	RPI 1-25	RPI 26-50		W-L RECORDS		RPI 51-100		RPI 101-150		RPI 150+					
33-16-0	1-7-0	6-6-0		OVERALL		14-2-0		8-0-0		4-1-0					
5-1-0	0-0-0	2-1-0		HOME		0-0-0		3-0-0		0-0-0					
16-9-0	1-6-0	4-2-0		AWAY		9-1-0		1-0-0		1-0-0					
12-6-0	0-1-0	0-3-0		NEUTRAL		5-1-0		4-0-0		3-1-0					
19-10-0	1-5-0	0-3-0		NON-CONFERENCE		9-1-0		5-0-0		4-1-0					
0-0-0	0-0-0	0-0-0		HOME		0-0-0		0-0-0		0-0-0					
7-4-0	1-4-0	0-0-		AWAY		4-0-0		1-0-0		1-0-0					
12-6-0	0-1-0	0-3-0		NEUTRAL		5-1-0		4-0-0		3-1-0					
14-6-0	0-2-0	6-3-0		CONFERENCE		5-1-0		3-0-0		0-0-0					
5-1-0	0-0-0	2-1-0		HOME		0-0-0		3-0-0		0-0-0					
9-5-0	0-2-0	4-2-0		AWAY		5-1-0		0-0-0		0-0-0					
0-0-0	0-0-0	0-0-0		NEUTRAL		0-0-0		0-0-0		0-0-0					
RPI	S	Opponent	Score	RPI	S	Opponent	Score	RPI	S	Opponent	Score	RPI	S	Opponent	Score
11	A	Nebraska	0 4	26	H	Wisconsin	2 1	51	A	FGCU	3 0	102	N	Albany (NY)	1 0
11	A	Nebraska	2 3	26	H	Wisconsin	0 10	51	N	FGCU	4 1	102	N	Albany (NY)	4 2
12	A	Arizona St.	0 8	26	H	Wisconsin	8 0	56	N	Texas Tech	3 5	109	A	UNLV	4 0
14	N	Louisville	8 16	33	A	Iowa	7 3	60	A	Ohio St.	7 2	141	N	UNI	3 1
18	A	Stanford	1 2	33	A	Iowa	4 1	60	A	Ohio St.	6 14	141	N	UNI	5 0
18	A	Stanford	7 9	33	A	Iowa	10 1	60	A	Ohio St.	3 0	149	H	Indiana	8 0
21	A	Florida St.	3 2	41	A	Northwestern	2 6	63	A	Illinois	9 3	149	H	Indiana	5 4
21	A	Florida St.	3 4	41	A	Northwestern	14 9	63	A	Illinois	5 1	149	H	Indiana	1 0
				41	A	Northwestern	2 4	63	A	Illinois	2 0	152	N	Villanova	4 5
				44	N	DePaul	0 1	66	A	Auburn	4 3	218	N	Middle Tenn.	8 0
				46	N	Illinois St.	1 3	70	N	Pacific	4 2	228	N	Gardner-Webb	6 4
				46	N	Illinois St.	1 5	70	N	Pacific	1 0	239	A	Florida A&M	10 0
								84	N	Ga. Southern	7 1	271	N	St. Bonaventure	7 4
								84	N	Ga. Southern	5 0				
								94	A	Iowa St.	12 6				
								94	A	Iowa St.	13 1				
				LAST 10 GAMES											
				149	H	Indiana	5 4	60	A	Ohio St.	3 0				
				149	H	Indiana	8 0	94	A	Iowa St.	13 1				
				149	H	Indiana	1 0	94	A	Iowa St.	12 6				
				60	A	Ohio St.	6 14	11	A	Nebraska	2 3				
				60	A	Ohio St.	7 2	11	A	Nebraska	0 4				

Non-Div. I Games:

Minnesota



Average RPI Win:		111	WON-LOST		WINNING		LAST 10		STRENGTH OF		OPP. STRENGTH		TEAM	ADJ		CONF.	ADJ CONF.	
Average RPI Loss:		34	RECORD		PCT. RANK		GAMES		SCHEDULE		OF SCHEDULE		RPI	RPI		RPI	RPI	
DIV. I ONLY			32-21-0		.60377		85		3-7-0		18		18		32		.59967	
DIV. I NON-CONF.			24-5-0		.82759		18		2-0-0		85		107		25		.61232	
TOTALS		RPI 1-25		RPI 26-50		W-L RECORDS		RPI 51-100		RPI 101-150		RPI 150+						
32-21-0		5-13-0		3-4-0		OVERALL		9-3-0		4-0-0		11-1-0						
14-9-0		1-3-0		2-3-0		HOME		5-3-0		2-0-0		4-0-0						
8-11-0		3-10-0		0-1-0		AWAY		0-0-0		2-0-0		3-0-0						
10-1-0		1-0-0		1-0-0		NEUTRAL		4-0-0		0-0-0		4-1-0						
24-5-0		1-2-0		3-1-0		NON-CONFERENCE		5-1-0		4-0-0		11-1-0						
9-2-0		0-1-0		2-0-0		HOME		1-1-0		2-0-0		4-0-0						
5-2-0		0-1-0		0-0-		AWAY		0-0-0		2-0-0		3-0-0						
10-1-0		1-0-0		1-0-0		NEUTRAL		4-0-0		0-0-0		4-1-0						
8-16-0		4-11-0		0-3-0		CONFERENCE		4-2-0		0-0-0		0-0-0						
5-7-0		1-2-0		0-3-0		HOME		4-2-0		0-0-0		0-0-0						
3-9-0		3-9-0		0-0-0		AWAY		0-0-0		0-0-0		0-0-0						
0-0-0		0-0-0		0-0-0		NEUTRAL		0-0-0		0-0-0		0-0-0						
RPI	S	Opponent		Score		RPI	S	Opponent		Score		RPI	S	Opponent		Score		
2	A	Florida		2	4	28	H	Western Ky.		1	0	57	H	Lipscomb		4	3	
2	A	Florida		1	9	38	A	UAB		1	2	66	H	Auburn		5	7	
2	A	Florida		6	5	38	N	UAB		3	2	66	H	Auburn		3	8	
5	H	LSU		0	1	40	H	South Carolina		4	5	66	H	Auburn		4	3	
5	H	LSU		2	1	40	H	South Carolina		3	8	69	N	SIU Edwardsville		1	0	
5	H	LSU		2	9	40	H	South Carolina		0	3	72	H	Ole Miss		8	0	
6	A	Alabama		3	2	49	H	Georgia St.		9	1	72	H	Ole Miss		6	5	
6	A	Alabama		3	11							72	H	Ole Miss		5	1	
6	A	Alabama		8	9							73	H	Northwestern St.		5	10	
8	A	Kentucky		2	3							74	N	Syracuse		4	1	
8	A	Kentucky		0	7							89	N	Maryland		4	3	
8	A	Kentucky		4	5							90	N	Fordham		8	0	
15	H	South Ala.		2	3									225 N Belmont		3	4	
16	A	Texas A&M		6	2									232 N Southeast Mo. St.		8	4	
16	A	Texas A&M		2	4									234 A Charleston So.		12	4	
16	A	Texas A&M		2	5									243 H Tennessee St.		8	0	
20	A	La.-Lafayette		1	9									252 H Mississippi Val.		1	0	
23	N	Hofstra		9	1													
LAST 10 GAMES																		
16	A	Texas A&M		2	4	40	H	South Carolina		3	8							
16	A	Texas A&M		6	2	252	H	Mississippi Val.		1	0							
16	A	Texas A&M		2	5	218	N	Middle Tenn.		8	1							
40	H	South Carolina		4	5	6	A	Alabama		8	9							
40	H	South Carolina		0	3	6	A	Alabama		3	11							

Non-Div. I Games:

Mississippi St.



Average RPI Win: 87		WON-LOST RECORD		WINNING PCT. RANK		LAST 10 GAMES		STRENGTH OF SCHEDULE		OPP. STRENGTH OF SCHEDULE		TEAM RPI		ADJ RPI		CONF. RPI		ADJ CONF. RPI	
DIV. I ONLY		30-23-0		.56604 106		6-4-0		17		13		39		.59963 33		4		4	
DIV. I NON-CONF.		21-8-0		.72414 41		2-0-0		12		14		19		.63159 18		4		4	
TOTALS		RPI 1-25		RPI 26-50		W-L RECORDS		RPI 51-100		RPI 101-150		RPI 150+							
30-23-0		5-9-0		5-6-0		OVERALL		11-5-0		2-2-0		7-1-0							
4-11-0		1-2-0		1-5-0		HOME		1-2-0		1-2-0		0-0-0							
13-7-0		2-6-0		3-1-0		AWAY		7-0-0		1-0-0		0-0-0							
13-5-0		2-1-0		1-0-0		NEUTRAL		3-3-0		0-0-0		7-1-0							
21-8-0		4-4-0		2-0-0		NON-CONFERENCE		7-3-0		1-0-0		7-1-0							
1-0-0		0-0-0		0-0-0		HOME		1-0-0		0-0-0		0-0-0							
8-3-0		2-3-0		1-0-		AWAY		4-0-0		1-0-0		0-0-0							
12-5-0		2-1-0		1-0-0		NEUTRAL		2-3-0		0-0-0		7-1-0							
9-15-0		1-5-0		3-6-0		CONFERENCE		4-2-0		1-2-0		0-0-0							
3-11-0		1-2-0		1-5-0		HOME		0-2-0		1-2-0		0-0-0							
5-4-0		0-3-0		2-1-0		AWAY		3-0-0		0-0-0		0-0-0							
1-0-0		0-0-0		0-0-0		NEUTRAL		1-0-0		0-0-0		0-0-0							
RPI S	Opponent	Score		RPI S	Opponent	Score		RPI S	Opponent	Score		RPI S	Opponent	Score					
6 A	Alabama	0	5	26 H	Wisconsin	2	1	54 A	Cal St. Fullerton	7	0	127 H	Penn St.	5	0				
6 A	Alabama	1	4	26 H	Wisconsin	0	3	55 N	Oklahoma St.	3	1	127 H	Penn St.	3	6				
7 A	Michigan	6	8	26 H	Wisconsin	0	8	55 N	Oklahoma St.	3	4	127 H	Penn St.	5	6				
7 A	Michigan	3	5	31 H	Minnesota	3	7	57 N	Lipscomb	0	4	141 A	UNI	10	1				
7 A	Michigan	0	8	31 H	Minnesota	1	10	60 N	Ohio St.	8	0	154 N	Dayton	3	0				
8 A	Kentucky	3	1	31 H	Minnesota	1	4	62 N	Ball St.	5	7	157 N	Winthrop	7	1				
11 H	Nebraska	6	2	34 A	Houston	4	1	63 H	Illinois	3	6	157 N	Winthrop	2	1				
11 H	Nebraska	1	11	35 N	Oregon St.	9	3	63 H	Illinois	5	8	168 N	Western Ill.	12	4				
11 H	Nebraska	2	3	41 A	Northwestern	3	11	78 N	Neb. Omaha	2	1	175 N	Texas St.	5	4				
14 A	Louisville	6	2	41 A	Northwestern	12	7	79 A	North Texas	4	1	190 N	St. John's (NY)	1	3				
14 A	Louisville	4	6	41 A	Northwestern	15	14	88 A	Drake	18	0	197 N	Radford	10	0				
18 N	Stanford	7	6					89 A	Maryland	9	4	200 N	CSU Bakersfield	5	3				
20 N	La.-Lafayette	0	11					94 H	Iowa St.	8	3								
20 N	La.-Lafayette	13	10					100 A	Purdue	2	0								
								100 A	Purdue	4	3								
								100 A	Purdue	8	2								



Average RPI Win:		123	WON-LOST RECORD		WINNING PCT. RANK		LAST 10 GAMES		STRENGTH OF SCHEDULE		OPP. STRENGTH OF SCHEDULE		TEAM RPI		ADJ RPI		CONF. RPI		ADJ CONF. RPI					
DIV. I ONLY			37-17-0		.68519		45		7-3-0		51		40		35		.59614		34		9		10	
DIV. I NON-CONF.			18-12-0		.6		85		1-1-0		13		2		34		.59507		33		8		8	
TOTALS		RPI 1-25		RPI 26-50				W-L RECORDS				RPI 51-100				RPI 101-150				RPI 150+				
37-17-0		1-7-0		6-3-0				OVERALL				8-6-0				8-1-0				14-0-0				
19-11-0		0-2-0		6-3-0				HOME				6-5-0				2-1-0				5-0-0				
18-6-0		1-5-0		0-0-0				AWAY				2-1-0				6-0-0				9-0-0				
0-0-0		0-0-0		0-0-0				NEUTRAL				0-0-0				0-0-0				0-0-0				
18-12-0		1-7-0		2-1-0				NON-CONFERENCE				5-3-0				5-1-0				5-0-0				
12-6-0		0-2-0		2-1-0				HOME				3-2-0				2-1-0				5-0-0				
6-6-0		1-5-0		0-0-				AWAY				2-1-0				3-0-0				0-0-0				
0-0-0		0-0-0		0-0-0				NEUTRAL				0-0-0				0-0-0				0-0-0				
19-5-0		0-0-0		4-2-0				CONFERENCE				3-3-0				3-0-0				9-0-0				
7-5-0		0-0-0		4-2-0				HOME				3-3-0				0-0-0				0-0-0				
12-0-0		0-0-0		0-0-0				AWAY				0-0-0				3-0-0				9-0-0				
0-0-0		0-0-0		0-0-0				NEUTRAL				0-0-0				0-0-0				0-0-0				
RPI	S	Opponent		Score		RPI	S	Opponent		Score		RPI	S	Opponent		Score		RPI	S	Opponent		Score		
1	A	Oklahoma		0	6	27	H	Tulsa		4	3	55	A	Oklahoma St.		4	3	117	A	BYU		9	3	
1	A	Oklahoma		1	4	27	H	Tulsa		0	2	55	A	Oklahoma St.		4	1	117	A	BYU		3	2	
3	H	Texas		0	15	27	H	Tulsa		3	2	57	H	Lipscomb		2	4	117	A	BYU		7	3	
6	H	Alabama		3	6	33	H	Iowa		1	4	57	H	Lipscomb		10	1	138	H	Lamar		10	9	
20	A	La.-Lafayette		5	10	38	H	UAB		4	1	63	H	Illinois		8	1	138	H	Lamar		8	0	
20	A	La.-Lafayette		1	9	38	H	UAB		3	7	63	H	Illinois		5	7	147	A	East Carolina		2	0	
25	A	Baylor		1	4	38	H	UAB		4	1	67	A	Sam Houston St.		4	5	147	A	East Carolina		14	3	
25	A	Baylor		5	3	44	H	DePaul		5	0	76	H	UCF		2	1	147	A	East Carolina		7	2	
						44	H	DePaul		9	1	76	H	UCF		3	4	150	H	UTSA		2	3	
												76	H	UCF		4	0	170	A	Memphis		6	0	
												97	H	Marshall		6	4	170	A	Memphis		7	4	
												97	H	Marshall		1	13	170	A	Memphis		6	0	
												97	H	Marshall		4	5	175	H	Texas St.		7	5	
												100	H	Purdue		3	1	175	H	Texas St.		3	1	
																		175	H	Texas St.		7	0	
																		176	A	Southern Miss.		5	3	
																		176	A	Southern Miss.		7	0	
																		176	A	Southern Miss.		10	2	
																		198	H	Houston Baptist		8	0	
																		222	H	Jackson St.		3	2	
																		229	A	UTEP		10	1	
																		229	A	UTEP		17	2	
																		229	A	UTEP		10	7	
		LAST 10 GAMES																						
						38	H	UAB		3	7	170	A	Memphis		6	0							
						38	H	UAB		4	1	25	A	Baylor		5	3							
						38	H	UAB		4	1	25	A	Baylor		1	4							
						170	A	Memphis		7	4	27	H	Tulsa		0	2							
						170	A	Memphis		6	0	27	H	Tulsa		4	3							

Non-Div. I Games:

Houston



Average RPI Win: 98		WON-LOST RECORD		WINNING PCT. RANK		LAST 10 GAMES		STRENGTH OF SCHEDULE		OPP. STRENGTH OF SCHEDULE		TEAM RPI		ADJ RPI		CONF. RPI		ADJ CONF. RPI	
DIV. I ONLY		32-20-0		.61538 79		6-4-0		29		8		34		.59485 35		2		2	
DIV. I NON-CONF.		25-6-0		.80645 21		2-0-0		136		24		31		.59925 32		2		1	
TOTALS		RPI 1-25		RPI 26-50		W-L RECORDS		RPI 51-100		RPI 101-150		RPI 150+							
32-20-0		2-15-0		6-1-0		OVERALL		10-2-0		7-1-0		7-1-0							
7-4-0		1-2-0		3-0-0		HOME		2-1-0		1-1-0		0-0-0							
5-12-0		1-11-0		0-0-0		AWAY		0-0-0		1-0-0		3-1-0							
20-4-0		0-2-0		3-1-0		NEUTRAL		8-1-0		5-0-0		4-0-0							
25-6-0		0-2-0		3-1-0		NON-CONFERENCE		8-1-0		7-1-0		7-1-0							
1-1-0		0-0-0		0-0-0		HOME		0-0-0		1-1-0		0-0-0							
4-1-0		0-0-0		0-0-		AWAY		0-0-0		1-0-0		3-1-0							
20-4-0		0-2-0		3-1-0		NEUTRAL		8-1-0		5-0-0		4-0-0							
7-14-0		2-13-0		3-0-0		CONFERENCE		2-1-0		0-0-0		0-0-0							
6-3-0		1-2-0		3-0-0		HOME		2-1-0		0-0-0		0-0-0							
1-11-0		1-11-0		0-0-0		AWAY		0-0-0		0-0-0		0-0-0							
0-0-0		0-0-0		0-0-0		NEUTRAL		0-0-0		0-0-0		0-0-0							
RPI S	Opponent	Score		RPI S	Opponent	Score		RPI S	Opponent	Score		RPI S	Opponent	Score					
1 N	Oklahoma	2	14	29 H	Arizona	2	1	54 N	Cal St. Fullerton	9	5	103 N	Colorado St.	11	0				
4 A	Oregon	0	8	29 H	Arizona	2	1	58 N	Long Beach St.	17	3	117 N	BYU	7	3				
4 A	Oregon	0	11	29 H	Arizona	2	1	59 N	San Jose St.	1	0	119 N	Cal Poly	11	2				
4 A	Oregon	1	2	33 N	Iowa	3	9	63 N	Illinois	5	1	121 A	UC Davis	1	0				
8 N	Kentucky	3	5	41 N	Northwestern	7	3	64 H	Utah	10	2	133 H	New Mexico	3	5				
12 A	Arizona St.	1	5	41 N	Northwestern	12	1	64 H	Utah	6	2	133 H	New Mexico	5	4				
12 A	Arizona St.	4	5	48 N	San Diego St.	9	5	64 H	Utah	2	11	146 N	Stephen F. Austin	9	0				
12 A	Arizona St.	0	11					82 N	Creighton	3	5	149 N	Indiana	2	1				
13 A	Washington	2	14					83 N	Georgia Tech	9	1	164 N	St. Mary's (CA)	7	3				
13 A	Washington	6	8					89 N	Maryland	8	0	167 A	Portland St.	4	3				
13 A	Washington	3	4					94 N	Iowa St.	9	1	167 A	Portland St.	7	2				
17 A	California	0	8					99 N	Nevada	6	5	172 N	Idaho St.	3	2				
17 A	California	1	3									200 A	CSU Bakersfield	7	10				
17 A	California	1	0									200 A	CSU Bakersfield	13	3				
18 H	Stanford	0	7									200 N	CSU Bakersfield	8	0				
18 H	Stanford	6	8									205 N	Seattle	6	2				
18 H	Stanford	4	3																
				LAST 10 GAMES															
4 A	Oregon	0	8	29 H	Arizona	2	1	29 H	Arizona	2	1								
4 A	Oregon	0	11	29 H	Arizona	2	1	29 H	Arizona	2	1								
4 A	Oregon	1	2	29 H	Arizona	2	1	29 H	Arizona	2	1								
167 A	Portland St.	7	2	17 A	California	1	0	17 A	California	1	0								
167 A	Portland St.	4	3	17 A	California	1	3	17 A	California	1	3								

Non-Div. I Games:

Oregon St.



Average RPI Win:		146	WON-LOST RECORD		WINNING PCT. RANK		LAST 10 GAMES		STRENGTH OF SCHEDULE		OPP. STRENGTH OF SCHEDULE		TEAM RPI		ADJ RPI		CONF. RPI		ADJ CONF. RPI		
DIV. I ONLY			39-13-0		.75	26	7-3-0		86		77		36		.59219		36	12		12	
DIV. I NON-CONF.			20-10-0		.66667	61	1-0-0		80		42		45		.57543		44	12		13	
TOTALS		RPI 1-25		RPI 26-50			W-L RECORDS			RPI 51-100			RPI 101-150			RPI 150+					
39-13-0		0-6-0		7-3-0			OVERALL			2-1-0			8-2-0			22-1-0					
14-2-0		0-0-0		4-1-0			HOME			0-1-0			0-0-0			10-0-0					
13-5-0		0-3-0		0-2-0			AWAY			1-0-0			6-0-0			6-0-0					
12-6-0		0-3-0		3-0-0			NEUTRAL			1-0-0			2-2-0			6-1-0					
20-10-0		0-3-0		4-3-0			NON-CONFERENCE			2-1-0			5-2-0			9-1-0					
5-2-0		0-0-0		1-1-0			HOME			0-1-0			0-0-0			4-0-0					
4-2-0		0-0-0		0-0-			AWAY			1-0-0			3-0-0			0-0-0					
11-6-0		0-3-0		3-0-0			NEUTRAL			1-0-0			2-2-0			5-1-0					
19-3-0		0-3-0		3-0-0			CONFERENCE			0-0-0			3-0-0			13-0-0					
9-0-0		0-0-0		3-0-0			HOME			0-0-0			0-0-0			6-0-0					
9-3-0		0-3-0		0-0-0			AWAY			0-0-0			3-0-0			6-0-0					
1-0-0		0-0-0		0-0-0			NEUTRAL			0-0-0			0-0-0			1-0-0					
RPI	S	Opponent			Score		RPI	S	Opponent			Score		RPI	S	Opponent			Score		
4	N	Oregon			1	12	37	H	Virginia Tech			2	5	74	N	Syracuse			8	0	
7	N	Michigan			1	9	37	H	Virginia Tech			2	1	90	H	Fordham			1	12	
20	N	La.-Lafayette			1	9	39	A	North Carolina			0	6	95	A	Coastal Caro.			2	0	
23	A	Hofstra			4	9	39	A	North Carolina			3	5								
23	A	Hofstra			0	1	43	N	South Fla.			1	0								
23	A	Hofstra			0	1	44	N	DePaul			7	5								
						46	N	Illinois St.			3	2									
						49	H	Georgia St.			8	0									
						49	H	Georgia St.			5	4									
						49	H	Georgia St.			7	3									
LAST 10 GAMES																					
						49	H	Georgia St.			8	0	23	A	Hofstra			0	1		
						49	H	Georgia St.			7	3	113	A	Delaware			6	0		
						49	H	Georgia St.			5	4	113	A	Delaware			6	2		
						23	A	Hofstra			4	9	113	A	Delaware			3	2		
						23	A	Hofstra			0	1	214	H	Liberty			5	1		
													214	H	Liberty			12	2		
													217	H	George Mason			8	0		
													217	H	George Mason			3	2		
													217	H	George Mason			4	0		
													218	N	Middle Tenn.			8	2		
													218	N	Middle Tenn.			13	0		

**Non-Div. I Games:**

James Madison



RPI	S	Opponent	Score
221	H	Drexel	11 1
221	H	Drexel	8 0
221	H	Drexel	11 1
236	A	UNC Wilmington	11 2
236	A	UNC Wilmington	12 1
236	A	UNC Wilmington	6 1



Average RPI Win: 117		WON-LOST	WINNING	LAST 10	STRENGTH OF		OPP. STRENGTH	TEAM	ADJ		CONF.	ADJ CONF.
Average RPI Loss: 59		RECORD	PCT. RANK	GAMES	SCHEDULE		OF SCHEDULE	RPI	RPI		RPI	RPI
DIV. I ONLY		34-18-0	.65385	63	7-3-0		52	53	43		.59206	37
DIV. I NON-CONF.		25-7-0	.78125	27	4-0-0		37	73	20		.62763	19
TOTALS		RPI 1-25	RPI 26-50		W-L RECORDS		RPI 51-100		RPI 101-150		RPI 150+	
34-18-0		2-4-0	3-5-0		OVERALL		9-7-0		8-2-0		12-0-0	
6-10-0		0-3-0	0-2-0		HOME		3-5-0		2-0-0		1-0-0	
14-5-0		0-0-0	2-3-0		AWAY		2-1-0		3-1-0		7-0-0	
14-3-0		2-1-0	1-0-0		NEUTRAL		4-1-0		3-1-0		4-0-0	
25-7-0		2-1-0	2-1-0		NON-CONFERENCE		6-4-0		6-1-0		9-0-0	
3-2-0		0-0-0	0-0-0		HOME		0-2-0		2-0-0		1-0-0	
8-2-0		0-0-0	1-0-		AWAY		2-1-0		1-0-0		4-0-0	
14-3-0		2-1-0	1-0-0		NEUTRAL		4-1-0		3-1-0		4-0-0	
9-11-0		0-3-0	1-4-0		CONFERENCE		3-3-0		2-1-0		3-0-0	
3-8-0		0-3-0	0-2-0		HOME		3-3-0		0-0-0		0-0-0	
6-3-0		0-0-0	1-2-0		AWAY		0-0-0		2-1-0		3-0-0	
0-0-0		0-0-0	0-0-0		NEUTRAL		0-0-0		0-0-0		0-0-0	
RPI S	Opponent	Score	RPI S	Opponent	Score	RPI S	Opponent	Score	RPI S	Opponent	Score	
7 N	Michigan	3 2	29 N	Arizona	9 2	52 N	North Florida	3 1	105 A	Virginia	3 7	
12 N	Arizona St.	0 11	36 A	James Madison	1 2	52 N	North Florida	5 3	105 A	Virginia	5 1	
19 N	UCLA	2 1	36 A	James Madison	5 2	53 A	Kennesaw St.	4 3	105 A	Virginia	6 0	
21 H	Florida St.	3 4	39 A	North Carolina	2 3	54 A	Cal St. Fullerton	3 7	106 N	Southern Ill.	9 0	
21 H	Florida St.	0 11	39 A	North Carolina	7 6	54 N	Cal St. Fullerton	3 2	106 N	Southern Ill.	4 2	
21 H	Florida St.	2 4	39 A	North Carolina	1 5	58 A	Long Beach St.	6 1	109 N	UNLV	1 3	
			45 H	North Carolina St.	2 9	70 N	Pacific	5 1	111 H	UNC Greensboro	10 9	
			45 H	North Carolina St.	2 10	81 H	Longwood	4 5	111 H	UNC Greensboro	8 1	
						81 H	Longwood	5 6	123 A	Troy	10 3	
						83 H	Georgia Tech	4 10	135 N	Chattanooga	7 5	
						83 H	Georgia Tech	10 2	163 N	Jacksonville St.	5 1	
						83 H	Georgia Tech	7 2	181 N	Evansville	3 2	
						89 H	Maryland	4 0	181 N	Evansville	10 2	
						89 H	Maryland	7 9	186 N	LIU Brooklyn	9 1	
						89 H	Maryland	1 3	187 A	Elon	2 1	
						90 N	Fordham	0 2	197 A	Radford	8 1	
									197 H	Radford	2 1	
									208 A	Boston College	11 3	
									208 A	Boston College	5 4	
									208 A	Boston College	4 1	
									214 A	Liberty	11 1	
									214 A	Liberty	4 2	
LAST 10 GAMES												
			89 H	Maryland	4 0	105 A	Virginia	3 7				
			89 H	Maryland	1 3	105 A	Virginia	6 0				
			89 H	Maryland	7 9	105 A	Virginia	5 1				
			214 A	Liberty	11 1	197 H	Radford	2 1				
			214 A	Liberty	4 2	197 A	Radford	8 1				

Non-Div. I Games:

Virginia Tech



UAB				Through Games Of May 5, 2013								
Average RPI Win:	128	WON-LOST RECORD	WINNING PCT. RANK	LAST 10 GAMES	STRENGTH OF SCHEDULE	OPP. STRENGTH OF SCHEDULE	TEAM RPI	ADJ RPI	CONF. RPI	ADJ CONF. RPI		
DIV. I ONLY		36-15-0	.70588 39	7-3-0	64	60	38	.59127 38	9	10		
DIV. I NON-CONF.		17-11-0	.60714 83	4-1-0	24	40	41	.58332 37	8	8		
<hr/>												
TOTALS		RPI 1-25	RPI 26-50		W-L RECORDS		RPI 51-100		RPI 101-150		RPI 150+	
36-15-0		1-6-0	4-4-0		OVERALL		11-2-0		5-2-0		15-1-0	
17-4-0		0-2-0	1-0-0		HOME		4-0-0		4-1-0		8-1-0	
12-8-0		0-3-0	3-3-0		AWAY		4-1-0		0-1-0		5-0-0	
7-3-0		1-1-0	0-1-0		NEUTRAL		3-1-0		1-0-0		2-0-0	
17-11-0		1-6-0	1-1-0		NON-CONFERENCE		6-2-0		3-1-0		6-1-0	
7-3-0		0-2-0	1-0-0		HOME		2-0-0		2-0-0		2-1-0	
3-5-0		0-3-0	0-0-		AWAY		1-1-0		0-1-0		2-0-0	
7-3-0		1-1-0	0-1-0		NEUTRAL		3-1-0		1-0-0		2-0-0	
19-4-0		0-0-0	3-3-0		CONFERENCE		5-0-0		2-1-0		9-0-0	
10-1-0		0-0-0	0-0-0		HOME		2-0-0		2-1-0		6-0-0	
9-3-0		0-0-0	3-3-0		AWAY		3-0-0		0-0-0		3-0-0	
0-0-0		0-0-0	0-0-0		NEUTRAL		0-0-0		0-0-0		0-0-0	
<hr/>												
RPI S	Opponent	Score		RPI S	Opponent	Score		RPI S	Opponent	Score		
6 A	Alabama	0	11	27 A	Tulsa	1	4	53 A	Kennesaw St.	3	0	
6 H	Alabama	4	8	27 A	Tulsa	1	0	53 A	Kennesaw St.	1	6	
13 N	Washington	4	8	27 A	Tulsa	9	7	57 H	Lipscomb	1	0	
13 N	Washington	4	3	32 H	Mississippi St.	2	1	57 H	Lipscomb	8	1	
15 A	South Ala.	0	3	32 N	Mississippi St.	2	3	69 N	SIU Edwardsville	7	6	
15 H	South Ala.	2	8	34 A	Houston	7	3	72 N	Ole Miss	5	3	
22 A	Hawaii	2	7	34 A	Houston	1	4	76 A	UCF	4	0	
				34 A	Houston	1	4	76 A	UCF	5	1	
								76 A	UCF	8	2	
								86 N	UT Martin	0	2	
								92 N	Eastern Ky.	6	1	
								97 H	Marshall	2	0	
								97 H	Marshall	1	0	

Non-Div. I Games:

UAB



Average RPI Win:		131	WON-LOST RECORD		WINNING PCT. RANK		LAST 10 GAMES		STRENGTH OF SCHEDULE		OPP. STRENGTH OF SCHEDULE		TEAM RPI		ADJ RPI		CONF. RPI		ADJ CONF. RPI					
DIV. I ONLY			38-18-0		.67857		49		6-4-0		61		47		40		.5873		39		5		5	
DIV. I NON-CONF.			25-10-0		.71429		44		2-0-0		58		59		33		.59437		34		5		5	
TOTALS		RPI 1-25		RPI 26-50		W-L RECORDS		RPI 51-100		RPI 101-150		RPI 150+												
38-18-0		3-8-0		5-5-0		OVERALL		6-4-0		11-1-0		13-0-0												
23-2-0		0-0-0		4-1-0		HOME		4-1-0		5-0-0		10-0-0												
6-12-0		2-8-0		1-2-0		AWAY		1-2-0		2-0-0		0-0-0												
9-4-0		1-0-0		0-2-0		NEUTRAL		1-1-0		4-1-0		3-0-0												
25-10-0		2-6-0		2-2-0		NON-CONFERENCE		3-1-0		8-1-0		10-0-0												
13-0-0		0-0-0		2-0-0		HOME		2-0-0		2-0-0		7-0-0												
3-6-0		1-6-0		0-0-		AWAY		0-0-0		2-0-0		0-0-0												
9-4-0		1-0-0		0-2-0		NEUTRAL		1-1-0		4-1-0		3-0-0												
13-8-0		1-2-0		3-3-0		CONFERENCE		3-3-0		3-0-0		3-0-0												
10-2-0		0-0-0		2-1-0		HOME		2-1-0		3-0-0		3-0-0												
3-6-0		1-2-0		1-2-0		AWAY		1-2-0		0-0-0		0-0-0												
0-0-0		0-0-0		0-0-0		NEUTRAL		0-0-0		0-0-0		0-0-0												
RPI	S	Opponent		Score		RPI	S	Opponent		Score		RPI	S	Opponent		Score								
5	A	LSU		0 8		26	N	Wisconsin		2 4		61	H	North Dakota St.		4 0								
5	A	LSU		3 1		27	N	Tulsa		1 3		62	N	Ball St.		1 3								
8	A	Kentucky		0 18		36	H	James Madison		5 3		83	H	Georgia Tech		5 8								
12	A	Arizona St.		4 7		36	H	James Madison		6 0		83	H	Georgia Tech		11 6								
14	A	Louisville		2 4		37	H	Virginia Tech		5 1		83	H	Georgia Tech		7 1								
16	A	Texas A&M		0 1		37	H	Virginia Tech		3 2		89	A	Maryland		1 9								
16	A	Texas A&M		1 3		37	H	Virginia Tech		6 7		89	A	Maryland		4 9								
21	A	Florida St.		1 9		45	A	North Carolina St.		8 11		89	A	Maryland		8 1								
21	A	Florida St.		5 4		45	A	North Carolina St.		2 1		90	H	Appalachian St.		9 2								
21	A	Florida St.		1 3		45	A	North Carolina St.		1 3		100	N	Purdue		2 1								
25	N	Baylor		3 0																				
						LAST 10 GAMES																		
						89 A Maryland 8 1						83 H Georgia Tech 7 1												
						89 A Maryland 4 9						83 H Georgia Tech 5 8												
						89 A Maryland 1 9						147 A East Carolina 8 0												
						111 H UNC Greensboro 7 3						45 A North Carolina St. 1 3												
						83 H Georgia Tech 11 6						45 A North Carolina St. 2 1												
												260 N North Dakota 16 0												
												261 H Iona 6 2												
												282 H N.C. Central 10 2												
												282 H N.C. Central 9 0												

**Non-Div. I Games:**

North Carolina



Average RPI Win:		108	WON-LOST RECORD		WINNING PCT. RANK		LAST 10 GAMES		STRENGTH OF SCHEDULE		OPP. STRENGTH OF SCHEDULE		TEAM RPI		ADJ RPI		CONF. RPI		ADJ CONF. RPI					
DIV. I ONLY			31-22-0		.58491		97		7-3-0		14		20		33		.58589		40		1		1	
DIV. I NON-CONF.			23-6-0		.7931		23		2-0-0		121		122		36		.58058		39		1		2	
TOTALS		RPI 1-25		RPI 26-50				W-L RECORDS				RPI 51-100				RPI 101-150				RPI 150+				
31-22-0		2-13-0		4-4-0				OVERALL				13-2-0				3-2-0				9-1-0				
8-10-0		1-8-0		1-2-0				HOME				3-0-0				0-0-0				3-0-0				
11-9-0		1-5-0		3-1-0				AWAY				5-2-0				2-1-0				0-0-0				
12-3-0		0-0-0		0-1-0				NEUTRAL				5-0-0				1-1-0				6-1-0				
23-6-0		0-0-0		0-2-0				NON-CONFERENCE				11-1-0				3-2-0				9-1-0				
6-0-0		0-0-0		0-0-0				HOME				3-0-0				0-0-0				3-0-0				
5-3-0		0-0-0		0-0-				AWAY				3-1-0				2-1-0				0-0-0				
12-3-0		0-0-0		0-1-0				NEUTRAL				5-0-0				1-1-0				6-1-0				
8-16-0		2-13-0		4-2-0				CONFERENCE				2-1-0				0-0-0				0-0-0				
2-10-0		1-8-0		1-2-0				HOME				0-0-0				0-0-0				0-0-0				
6-6-0		1-5-0		3-0-0				AWAY				2-1-0				0-0-0				0-0-0				
0-0-0		0-0-0		0-0-0				NEUTRAL				0-0-0				0-0-0				0-0-0				
RPI	S	Opponent		Score		RPI	S	Opponent		Score		RPI	S	Opponent		Score		RPI	S	Opponent		Score		
2	H	Florida		0 5		30	H	Georgia		6 7		53	N	Kennesaw St.		12 3		114	A	Campbell		2 1		
2	H	Florida		2 3		30	H	Georgia		0 2		66	A	Auburn		1 7		120	A	Furman		6 8		
2	H	Florida		2 1		30	H	Georgia		6 2		66	A	Auburn		8 4		120	A	Furman		6 5		
5	A	LSU		0 4		32	A	Mississippi St.		5 4		66	A	Auburn		3 1		127	N	Penn St.		4 3		
5	A	LSU		0 6		32	A	Mississippi St.		3 0		76	A	UCF		1 3		140	N	Texas-Arlington		6 9		
5	A	LSU		4 1		32	A	Mississippi St.		8 3		77	N	FIU		8 0		152	N	Villanova		4 1		
6	H	Alabama		6 7		41	N	Northwestern		1 3		84	A	Ga. Southern		7 2		169	H	Charlotte		5 0		
6	H	Alabama		4 6		43	A	South Fla.		3 5		85	A	Stetson		14 4		169	H	Charlotte		10 2		
6	H	Alabama		3 5								85	A	Stetson		15 7		171	N	Massachusetts		13 4		
8	H	Kentucky		1 3								85	N	Stetson		8 3		197	N	Radford		9 0		
8	H	Kentucky		4 9								90	H	Appalachian St.		5 0		207	H	Presbyterian		10 5		
8	H	Kentucky		3 4								95	H	Coastal Caro.		5 3		219	N	Buffalo		8 0		
10	A	Missouri		0 8								95	H	Coastal Caro.		10 2		234	N	Charleston So.		17 3		
10	A	Missouri		2 10								96	N	Michigan St.		12 5		239	N	Florida A&M		4 5		
10	A	Missouri		3 12								96	N	Michigan St.		11 3		264	N	Alabama St.		29 0		
LAST 10 GAMES																								
		2 H Florida		2 1				32 A Mississippi St.		8 3				169 H Charlotte		10 2								
		2 H Florida		2 3				169 H Charlotte		5 0				66 A Auburn		3 1								
		2 H Florida		0 5				66 A Auburn		1 7														
		32 A Mississippi St.		5 4																				
		32 A Mississippi St.		3 0																				

Non-Div. I Games:

South Carolina



Average RPI Win:		107	WON-LOST RECORD		WINNING PCT. RANK		LAST 10 GAMES		STRENGTH OF SCHEDULE		OPP. STRENGTH OF SCHEDULE		TEAM RPI		ADJ RPI		CONF. RPI		ADJ CONF. RPI					
DIV. I ONLY			30-21-0		.58824		93		5-5-0		35		14		44		.58314		41		4		4	
DIV. I NON-CONF.			18-11-0		.62069		77		2-0-0		47		27		44		.57835		42		4		4	
TOTALS		RPI 1-25		RPI 26-50		W-L RECORDS		RPI 51-100		RPI 101-150		RPI 150+												
30-21-0		1-8-0		6-10-0		OVERALL		8-0-0		9-3-0		6-0-0												
12-4-0		0-0-0		5-3-0		HOME		6-0-0		1-1-0		0-0-0												
5-8-0		0-5-0		0-3-0		AWAY		0-0-0		5-0-0		0-0-0												
13-9-0		1-3-0		1-4-0		NEUTRAL		2-0-0		3-2-0		6-0-0												
18-11-0		1-3-0		3-5-0		NON-CONFERENCE		2-0-0		6-3-0		6-0-0												
3-1-0		0-0-0		2-0-0		HOME		0-0-0		1-1-0		0-0-0												
2-1-0		0-0-0		0-0-		AWAY		0-0-0		2-0-0		0-0-0												
13-9-0		1-3-0		1-4-0		NEUTRAL		2-0-0		3-2-0		6-0-0												
12-10-0		0-5-0		3-5-0		CONFERENCE		6-0-0		3-0-0		0-0-0												
9-3-0		0-0-0		3-3-0		HOME		6-0-0		0-0-0		0-0-0												
3-7-0		0-5-0		0-2-0		AWAY		0-0-0		3-0-0		0-0-0												
0-0-0		0-0-0		0-0-0		NEUTRAL		0-0-0		0-0-0		0-0-0												
RPI	S	Opponent		Score		RPI	S	Opponent		Score		RPI	S	Opponent		Score								
1	N	Oklahoma		4	7	26	A	Wisconsin		1	3	63	H	Illinois		8	0							
7	A	Michigan		1	16	26	A	Wisconsin		2	4	63	H	Illinois		7	1							
7	A	Michigan		1	2	29	N	Arizona		3	4	63	H	Illinois		8	0							
7	A	Michigan		3	9	30	A	Georgia		5	6	68	N	Saint Joseph's		4	0							
9	N	Tennessee		3	2	31	H	Minnesota		9	14	83	N	Georgia Tech		3	2							
11	A	Nebraska		4	5	31	H	Minnesota		4	2	100	H	Purdue		6	2							
11	A	Nebraska		1	14	31	H	Minnesota		6	2	100	H	Purdue		4	1							
17	N	California		0	2	33	H	Iowa		11	3	100	H	Purdue		6	4							
18	N	Stanford		2	5	33	H	Iowa		14	15													
						33	H	Iowa		7	12													
						35	N	Oregon St.		3	7													
						35	N	Oregon St.		1	12													
						40	N	South Carolina		3	1													
						42	H	Notre Dame		11	3													
						44	H	DePaul		4	2													
						48	N	San Diego St.		5	7													
LAST 10 GAMES																								
		7 A Michigan		3	9			100 H Purdue		6	2			114 N Campbell		6	2							
		7 A Michigan		1	16			100 H Purdue		4	1			117 A BYU		4	1							
		7 A Michigan		1	2			100 H Purdue		6	4			119 N Cal Poly		10	0							
		148 A Ill.-Chicago		8	5			26 A Wisconsin		1	3			127 A Penn St.		17	14							
		44 H DePaul		4	2			26 A Wisconsin		2	4			127 A Penn St.		8	3							

**Non-Div. I Games:**

Northwestern



**Non-Div. I Games:**

Notre Dame



RPI	S	Opponent	Score	
201	H	Eastern Mich.	5	3
207	N	Presbyterian	8	5
208	N	Boston College	14	3
214	N	Liberty	10	2
216	H	Green Bay	4	5
261	N	Iona	12	4
261	N	Iona	12	0

N  
o  
t  
r  
e  
D  
a  
m  
e

N  
o  
t  
r  
e  
D  
a  
m  
e

Notre Dame



Average RPI Win:		141	WON-LOST RECORD		WINNING PCT. RANK	LAST 10 GAMES	STRENGTH OF SCHEDULE		OPP. STRENGTH OF SCHEDULE	TEAM RPI	ADJ RPI	CONF. RPI	ADJ CONF. RPI					
DIV. I ONLY			40-14-0		.74074	29	8-2-0		110	57	41	.58229	43	8	9			
DIV. I NON-CONF.			22-11-0		.66667	61	0-0-0		78	54	46	.57427	46	7	9			
TOTALS		RPI 1-25		RPI 26-50		W-L RECORDS		RPI 51-100		RPI 101-150		RPI 150+						
40-14-0		1-5-0		4-4-0		OVERALL		7-1-0		8-4-0		20-0-0						
26-7-0		1-3-0		2-1-0		HOME		7-1-0		4-2-0		12-0-0						
9-2-0		0-1-0		2-1-0		AWAY		0-0-0		3-0-0		4-0-0						
5-5-0		0-1-0		0-2-0		NEUTRAL		0-0-0		1-2-0		4-0-0						
22-11-0		1-5-0		2-3-0		NON-CONFERENCE		5-0-0		3-3-0		11-0-0						
17-5-0		1-3-0		2-1-0		HOME		5-0-0		2-1-0		7-0-0						
0-1-0		0-1-0		0-0-		AWAY		0-0-0		0-0-0		0-0-0						
5-5-0		0-1-0		0-2-0		NEUTRAL		0-0-0		1-2-0		4-0-0						
18-3-0		0-0-0		2-1-0		CONFERENCE		2-1-0		5-1-0		9-0-0						
9-2-0		0-0-0		0-0-0		HOME		2-1-0		2-1-0		5-0-0						
9-1-0		0-0-0		2-1-0		AWAY		0-0-0		3-0-0		4-0-0						
0-0-0		0-0-0		0-0-0		NEUTRAL		0-0-0		0-0-0		0-0-0						
RPI	S	Opponent		Score		RPI	S	Opponent		Score		RPI	S	Opponent		Score		
2	A	Florida		1	9	36	N	James Madison		0	1	63	H	Illinois		3	2	
2	H	Florida		1	3	40	H	South Carolina		5	3	74	H	Syracuse		2	1	
7	H	Michigan		3	2	44	A	DePaul		4	3	74	H	Syracuse		1	4	
8	H	Kentucky		3	6	44	A	DePaul		1	2	74	H	Syracuse		3	2	
9	H	Tennessee		0	11	44	A	DePaul		3	0	94	H	Iowa St.		6	0	
20	N	La.-Lafayette		0	3	45	H	North Carolina St.		1	0	95	H	Coastal Caro.		5	2	
						45	H	North Carolina St.		1	2	95	H	Coastal Caro.		5	1	
						46	N	Illinois St.		0	7	97	H	Marshall		8	0	
														121 H Fla. Atlantic		1	2	
														121 N UC Davis		0	1	
														143 H Rutgers		4	3	
														143 H Rutgers		11	3	
														143 H Rutgers		2	3	
														148 N Ill.-Chicago		2	1	
														151 H Providence		5	0	
														151 H Providence		10	0	
														151 H Providence		8	0	
														152 A Villanova		1	0	
														152 A Villanova		3	0	
														152 A Villanova		8	2	
														161 A Seton Hall		6	3	
														171 H Massachusetts		12	1	
														178 H Samford		3	0	
														185 H Boston U.		1	0	
														186 N LIU Brooklyn		5	0	
														190 H St. John's (NY)		5	2	
														190 H St. John's (NY)		4	0	
														199 H Cornell		5	0	
														214 H Liberty		5	0	
LAST 10 GAMES																		
				74	H	Syracuse	2	1	44	A	DePaul	3	0	186	N	LIU Brooklyn	5	0
				74	H	Syracuse	3	2	44	A	DePaul	1	2	190	H	St. John's (NY)	5	2
				74	H	Syracuse	1	4	151	H	Providence	5	0	190	H	St. John's (NY)	4	0
				161	A	Seton Hall	6	3	151	H	Providence	10	0	199	H	Cornell	5	0
				44	A	DePaul	4	3	151	H	Providence	8	0	214	H	Liberty	5	0

Non-Div. I Games:

South Fla.



South Fla.

Through Games Of May 5, 2013

RPI	S	Opponent	Score	
220	H	Quinnipiac	7	4
259	N	Toledo	8	2
265	N	Rhode Island	3	0
269	H	Maine	11	0
272	N	Wagner	5	0

South Fla.

S  
o  
u  
t  
h  
F  
l  
a  
.

S  
o  
u  
t  
h  
F  
l  
a  
.







Average RPI Win: 121		WON-LOST RECORD		WINNING PCT. RANK		LAST 10 GAMES		STRENGTH OF SCHEDULE		OPP. STRENGTH OF SCHEDULE		TEAM RPI		ADJ RPI		CONF. RPI		ADJ CONF. RPI					
DIV. I ONLY		30-18-1		.62245		76		9-1-0		38		52		42		.57969		45		5		5	
DIV. I NON-CONF.		17-11-1		.60345		84		1-0-0		16		74		40		.58027		41		5		5	
TOTALS		RPI 1-25		RPI 26-50		W-L RECORDS		RPI 51-100		RPI 101-150		RPI 150+											
30-18-1		0-8-0		7-5-0		OVERALL		6-4-0		8-1-0		9-0-1											
10-5-0		0-3-0		3-1-0		HOME		2-1-0		1-0-0		4-0-0											
16-5-0		0-0-0		3-1-0		AWAY		3-1-0		6-1-0		4-0-0											
4-8-1		0-5-0		1-2-0		NEUTRAL		1-1-0		1-0-0		1-0-1											
17-11-1		0-5-0		3-4-0		NON-CONFERENCE		3-1-0		5-1-0		6-0-1											
6-0-0		0-0-0		1-0-0		HOME		0-0-0		1-0-0		4-0-0											
7-3-0		0-0-0		1-0-		AWAY		2-0-0		3-1-0		1-0-0											
4-8-1		0-5-0		1-2-0		NEUTRAL		1-1-0		1-0-0		1-0-1											
13-7-0		0-3-0		4-1-0		CONFERENCE		3-3-0		3-0-0		3-0-0											
4-5-0		0-3-0		2-1-0		HOME		2-1-0		0-0-0		0-0-0											
9-2-0		0-0-0		2-0-0		AWAY		1-2-0		3-0-0		3-0-0											
0-0-0		0-0-0		0-0-0		NEUTRAL		0-0-0		0-0-0		0-0-0											
RPI	S	Opponent	Score		RPI	S	Opponent	Score		RPI	S	Opponent	Score		RPI	S	Opponent	Score					
1	N	Oklahoma	0	3	37	A	Virginia Tech	10	2	70	N	Pacific	3	6	105	A	Virginia	10	1				
3	N	Texas	4	7	37	A	Virginia Tech	9	2	77	A	FIU	1	0	105	A	Virginia	10	0				
7	N	Michigan	0	1	39	H	North Carolina	1	2	77	A	FIU	11	3	105	A	Virginia	2	0				
9	N	Tennessee	0	7	39	H	North Carolina	11	8	83	A	Georgia Tech	5	7	114	A	Campbell	8	0				
9	N	Tennessee	2	8	39	H	North Carolina	3	1	83	A	Georgia Tech	12	4	114	A	Campbell	7	5				
21	H	Florida St.	0	2	43	A	South Fla.	0	1	83	A	Georgia Tech	2	7	123	N	Troy	9	1				
21	H	Florida St.	0	4	43	A	South Fla.	2	1	89	H	Maryland	1	2	144	H	Stony Brook	16	2				
21	H	Florida St.	1	11	44	N	DePaul	0	1	89	H	Maryland	4	0	147	A	East Carolina	5	3				
					49	A	Georgia St.	1	5	89	H	Maryland	7	1	147	A	East Carolina	2	5				
					50	H	Kansas	5	2	95	N	Coastal Caro.	4	2	162	N	Georgetown	5	1				
					50	N	Kansas	0	8						169	H	Charlotte	10	3				
					50	N	Kansas	3	2						169	H	Charlotte	2	0				
															187	A	Elon	11	0				
															208	A	Boston College	10	3				
															208	A	Boston College	16	2				
															208	A	Boston College	14	3				
															231	N	Northern Colo.	0	0				
															279	H	N.C. A&T	20	0				
															280	H	Lafayette	10	0				
					LAST 10 GAMES																		
					208	A	Boston College	14	3	105	A	Virginia	10	1									
					208	A	Boston College	16	2	105	A	Virginia	10	0									
					208	A	Boston College	10	3	39	H	North Carolina	3	1									
					187	A	Elon	11	0	39	H	North Carolina	1	2									
					105	A	Virginia	2	0	39	H	North Carolina	11	8									

Non-Div. I Games:

North Carolina St.



Illinois  
St.

Illinois St.



Average RPI Win:		159	WON-LOST RECORD		WINNING PCT. RANK		LAST 10 GAMES		STRENGTH OF SCHEDULE		OPP. STRENGTH OF SCHEDULE		TEAM RPI		ADJ RPI		CONF. RPI		ADJ CONF. RPI				
DIV. I ONLY			37-9-0		.80435 11		4-6-0		159		101		45		.57446 47		7		8				
DIV. I NON-CONF.			20-3-0		.86957 12		1-1-0		271		177		65		.55016 67		10		10				
TOTALS		RPI 1-25		RPI 26-50		W-L RECORDS		RPI 51-100		RPI 101-150		RPI 150+											
37-9-0		0-2-0		1-0-0		OVERALL		12-6-0		2-0-0		22-1-0											
25-3-0		0-1-0		0-0-0		HOME		5-2-0		2-0-0		18-0-0											
12-6-0		0-1-0		1-0-0		AWAY		7-4-0		0-0-0		4-1-0											
0-0-0		0-0-0		0-0-0		NEUTRAL		0-0-0		0-0-0		0-0-0											
20-3-0		0-2-0		1-0-0		NON-CONFERENCE		0-1-0		2-0-0		17-0-0											
15-2-0		0-1-0		0-0-0		HOME		0-1-0		2-0-0		13-0-0											
5-1-0		0-1-0		1-0-		AWAY		0-0-0		0-0-0		4-0-0											
0-0-0		0-0-0		0-0-0		NEUTRAL		0-0-0		0-0-0		0-0-0											
17-6-0		0-0-0		0-0-0		CONFERENCE		12-5-0		0-0-0		5-1-0											
10-1-0		0-0-0		0-0-0		HOME		5-1-0		0-0-0		5-0-0											
7-5-0		0-0-0		0-0-0		AWAY		7-4-0		0-0-0		0-1-0											
0-0-0		0-0-0		0-0-0		NEUTRAL		0-0-0		0-0-0		0-0-0											
RPI	S	Opponent		Score		RPI	S	Opponent		Score		RPI	S	Opponent		Score		RPI	S	Opponent		Score	
2	A	Florida		0	11	30	A	Georgia		8	5	51	A	FGCU		1	3	120	H	Furman		5	0
8	H	Kentucky		8	12							51	A	FGCU		2	10	120	H	Furman		8	6
												51	A	FGCU		3	0	158	H	George Washington		6	0
												52	H	North Florida		13	0	162	H	Georgetown		8	1
												52	H	North Florida		0	1	192	H	UMKC		7	1
												52	H	North Florida		5	0	194	A	East Tenn. St.		2	3
												53	A	Kennesaw St.		10	0	194	H	East Tenn. St.		12	0
												53	A	Kennesaw St.		7	5	194	H	East Tenn. St.		11	0
												53	A	Kennesaw St.		4	3	207	H	Presbyterian		9	1
												57	A	Lipscomb		1	5	211	H	Western Caro.		9	1
												57	A	Lipscomb		2	3	211	H	Western Caro.		9	0
												57	A	Lipscomb		4	1	211	H	Western Caro.		1	0
												71	A	Jacksonville		7	2	217	H	George Mason		8	0
												71	A	Jacksonville		12	7	223	H	Northern Ky.		7	2
												85	H	Stetson		8	0	223	H	Northern Ky.		10	2
												85	H	Stetson		6	4	223	H	Northern Ky.		3	1
												85	H	Stetson		3	0	228	A	Gardner-Webb		2	1
												90	H	Appalachian St.		3	6	228	A	Gardner-Webb		10	3
																		228	H	Gardner-Webb		8	0
																		228	H	Gardner-Webb		5	2
																		236	A	UNC Wilmington		6	0
																		236	A	UNC Wilmington		4	3
																		269	H	Maine		5	1
																		282	H	N.C. Central		14	0
																		290	H	Howard		18	0
LAST 10 GAMES																							
194	A	East Tenn. St.		2	3	30	A	Georgia		8	5	57	A	Lipscomb		2	3	282	H	N.C. Central		14	0
90	H	Appalachian St.		3	6	57	A	Lipscomb		4	1	57	A	Lipscomb		1	5	290	H	Howard		18	0
51	A	FGCU		3	0	57	A	Lipscomb		1	5	194	H	East Tenn. St.		11	0						
51	A	FGCU		2	10																		
51	A	FGCU		1	3																		

Non-Div. I Games:

USC Upstate



Average RPI Win:	131	WON-LOST RECORD	WINNING PCT. RANK	LAST 10 GAMES	STRENGTH OF SCHEDULE	OPP. STRENGTH OF SCHEDULE	TEAM RPI	ADJ RPI	CONF. RPI	ADJ CONF. RPI		
DIV. I ONLY		32-18-0	.64	67	6-4-0	88	51	51	.56769	48	11	11
DIV. I NON-CONF.		22-13-0	.62857	74	1-0-0	72	16	51	.57045	50	11	11
<hr/>												
TOTALS	RPI 1-25	RPI 26-50		W-L RECORDS		RPI 51-100		RPI 101-150		RPI 150+		
32-18-0	0-7-0	2-2-0		OVERALL		9-2-0		10-6-0		11-1-0		
15-5-0	0-3-0	1-0-0		HOME		1-1-0		7-1-0		6-0-0		
7-5-0	0-0-0	0-0-0		AWAY		3-1-0		3-3-0		1-1-0		
10-8-0	0-4-0	1-2-0		NEUTRAL		5-0-0		0-2-0		4-0-0		
22-13-0	0-7-0	2-2-0		NON-CONFERENCE		7-1-0		2-2-0		11-1-0		
10-4-0	0-3-0	1-0-0		HOME		1-1-0		2-0-0		6-0-0		
2-1-0	0-0-0	0-0-		AWAY		1-0-0		0-0-0		1-1-0		
10-8-0	0-4-0	1-2-0		NEUTRAL		5-0-0		0-2-0		4-0-0		
10-5-0	0-0-0	0-0-0		CONFERENCE		2-1-0		8-4-0		0-0-0		
5-1-0	0-0-0	0-0-0		HOME		0-0-0		5-1-0		0-0-0		
5-4-0	0-0-0	0-0-0		AWAY		2-1-0		3-3-0		0-0-0		
0-0-0	0-0-0	0-0-0		NEUTRAL		0-0-0		0-0-0		0-0-0		
<hr/>												
RPI S	Opponent	Score		RPI S	Opponent	Score		RPI S	Opponent	Score		
1 H	Oklahoma	0	4	29 N	Arizona	2	3	54 A	Cal St. Fullerton	2	1	
4 N	Oregon	1	3	35 N	Oregon St.	5	9	56 N	Texas Tech	3	0	
4 N	Oregon	2	3	41 N	Northwestern	7	5	58 H	Long Beach St.	4	5	
8 H	Kentucky	0	4	42 H	Notre Dame	4	0	59 H	San Jose St.	2	0	
10 N	Missouri	1	2					60 N	Ohio St.	5	0	
17 N	California	0	1					74 N	Syracuse	3	0	
19 H	UCLA	0	7					82 N	Creighton	5	2	
								94 N	Iowa St.	7	4	
								99 A	Nevada	6	3	
								99 A	Nevada	8	1	
								99 A	Nevada	2	4	

**Non-Div. I Games:**

San Diego St.



RPI	S	Opponent	Score	
261	H	Iona	10	7

San Diego St.

S  
a  
n  
D  
i  
e  
g  
o  
S  
t  
.

S  
a  
n  
D  
i  
e  
g  
o  
S  
t  
.







Georgia St.



Average RPI Win: 138		WON-LOST	WINNING	LAST 10	STRENGTH OF		OPP. STRENGTH	TEAM	ADJ		CONF.	ADJ CONF.
Average RPI Loss: 69		RECORD	PCT. RANK	GAMES	SCHEDULE		OF SCHEDULE	RPI	RPI		RPI	RPI
DIV. I ONLY		31-16-0	.65957	60	5-5-0		90	64	50		3	3
DIV. I NON-CONF.		25-8-0	.75758	35	2-0-0		234	152	73		3	3
TOTALS		RPI 1-25	RPI 26-50		W-L RECORDS		RPI 51-100		RPI 101-150		RPI 150+	
31-16-0		2-6-0	1-2-0		OVERALL		8-3-0		6-3-0		14-2-0	
4-6-0		2-6-0	0-0-0		HOME		0-0-0		0-0-0		2-0-0	
9-7-0		0-0-0	0-1-0		AWAY		5-3-0		3-1-0		1-2-0	
18-3-0		0-0-0	1-1-0		NEUTRAL		3-0-0		3-2-0		11-0-0	
25-8-0		0-0-0	1-2-0		NON-CONFERENCE		4-1-0		6-3-0		14-2-0	
2-0-0		0-0-0	0-0-0		HOME		0-0-0		0-0-0		2-0-0	
5-5-0		0-0-0	0-0-		AWAY		1-1-0		3-1-0		1-2-0	
18-3-0		0-0-0	1-1-0		NEUTRAL		3-0-0		3-2-0		11-0-0	
6-8-0		2-6-0	0-0-0		CONFERENCE		4-2-0		0-0-0		0-0-0	
2-6-0		2-6-0	0-0-0		HOME		0-0-0		0-0-0		0-0-0	
4-2-0		0-0-0	0-0-0		AWAY		4-2-0		0-0-0		0-0-0	
0-0-0		0-0-0	0-0-0		NEUTRAL		0-0-0		0-0-0		0-0-0	
RPI S	Opponent	Score	RPI S	Opponent	Score	RPI S	Opponent	Score	RPI S	Opponent	Score	
1 H	Oklahoma	2 4	45 A	North Carolina St.	2 5	55 A	Oklahoma St.	9 7	110 N	Fresno St.	2 3	
1 H	Oklahoma	2 0	45 N	North Carolina St.	8 0	55 A	Oklahoma St.	1 3	120 A	Furman	11 1	
3 H	Texas	4 16	45 N	North Carolina St.	2 3	55 A	Oklahoma St.	1 3	120 A	Furman	0 2	
3 H	Texas	4 5				56 A	Texas Tech	4 3	120 A	Furman	4 0	
3 H	Texas	0 5				56 A	Texas Tech	4 0	121 A	Fla. Atlantic	10 0	
25 H	Baylor	4 5				56 A	Texas Tech	3 0	133 N	New Mexico	1 2	
25 H	Baylor	6 5				62 N	Ball St.	8 7	135 N	Chattanooga	6 1	
25 H	Baylor	1 6				66 A	Auburn	5 8	144 N	Stony Brook	12 0	
						66 N	Auburn	11 10	144 N	Stony Brook	7 1	
						77 A	FIU	6 3	153 N	La.-Monroe	6 0	
						96 N	Michigan St.	1 0	162 N	Georgetown	9 1	
									162 N	Georgetown	5 2	
									164 N	St. Mary's (CA)	3 1	
									175 N	Texas St.	4 2	
									188 N	Bryant	10 2	
									191 A	Sacramento St.	0 1	
									192 H	UMKC	4 0	
									192 H	UMKC	11 0	
									201 N	Eastern Mich.	10 0	
									227 A	A&M-Corpus Christi	0 1	
									227 A	A&M-Corpus Christi	11 3	
									233 N	Indiana St.	8 0	
									279 N	N.C. A&T	17 0	
									280 N	Lafayette	20 0	
									284 N	Southern U.	14 0	
LAST 10 GAMES			1 H	Oklahoma	2 0	192 H	UMKC	4 0				
			1 H	Oklahoma	2 4	192 H	UMKC	11 0				
			25 H	Baylor	4 5	55 A	Oklahoma St.	1 3				
			25 H	Baylor	6 5	55 A	Oklahoma St.	9 7				
			25 H	Baylor	1 6	55 A	Oklahoma St.	1 3				

Non-Div. I Games:

Kansas







Average RPI Win:		156	WON-LOST RECORD		WINNING PCT. RANK	LAST 10 GAMES		STRENGTH OF SCHEDULE		OPP. STRENGTH OF SCHEDULE	TEAM RPI	ADJ RPI	CONF. RPI	ADJ CONF. RPI					
Average RPI Loss:		87																	
DIV. I ONLY			40-13-0		.75472	23	8-2-0		133	109	47	.56278	52	7	8				
DIV. I NON-CONF.			22-7-0		.75862	32	0-0-0		208	179	69	.5435	74	10	10				
TOTALS		RPI 1-25		RPI 26-50		W-L RECORDS		RPI 51-100		RPI 101-150		RPI 150+							
40-13-0		0-1-0		1-4-0		OVERALL		12-5-0		4-1-0		23-2-0							
21-5-0		0-0-0		0-0-0		HOME		4-3-0		0-0-0		17-2-0							
11-5-0		0-1-0		1-2-0		AWAY		8-2-0		2-0-0		0-0-0							
8-3-0		0-0-0		0-2-0		NEUTRAL		0-0-0		2-1-0		6-0-0							
22-7-0		0-1-0		0-2-0		NON-CONFERENCE		3-2-0		4-1-0		15-1-0							
11-3-0		0-0-0		0-0-0		HOME		2-2-0		0-0-0		9-1-0							
3-1-0		0-1-0		0-0-		AWAY		1-0-0		2-0-0		0-0-0							
8-3-0		0-0-0		0-2-0		NEUTRAL		0-0-0		2-1-0		6-0-0							
18-6-0		0-0-0		1-2-0		CONFERENCE		9-3-0		0-0-0		8-1-0							
10-2-0		0-0-0		0-0-0		HOME		2-1-0		0-0-0		8-1-0							
8-4-0		0-0-0		1-2-0		AWAY		7-2-0		0-0-0		0-0-0							
0-0-0		0-0-0		0-0-0		NEUTRAL		0-0-0		0-0-0		0-0-0							
RPI S	Opponent		Score		RPI S	Opponent		Score		RPI S	Opponent		Score						
21 A	Florida St.		1	3	37 N	Virginia Tech		3	5	53 H	Kennesaw St.		4	2					
					37 N	Virginia Tech		1	3	53 H	Kennesaw St.		2	1					
					47 A	USC Upstate		0	5	53 H	Kennesaw St.		3	4					
					47 A	USC Upstate		0	13	57 A	Lipscomb		5	4					
					47 A	USC Upstate		1	0	57 A	Lipscomb		5	1					
										57 A	Lipscomb		0	8					
										71 A	Jacksonville		4	2					
										71 A	Jacksonville		3	1					
										71 A	Jacksonville		6	1					
										76 A	UCF		2	0					
										77 H	FIU		3	6					
										77 H	FIU		3	6					
										85 A	Stetson		2	6					
										85 A	Stetson		8	0					
										85 A	Stetson		1	0					
										93 H	Monmouth		4	3					
										93 H	Monmouth		2	0					
					LAST 10 GAMES														
					85 A	Stetson		1	0	223 H	Northern Ky.		3	2	240 H	Bethune-Cookman		4	2
					71 A	Jacksonville		4	2	223 H	Northern Ky.		9	2	240 N	Bethune-Cookman		5	3
					71 A	Jacksonville		3	1	85 A	Stetson		8	0	240 N	Bethune-Cookman		3	1
					71 A	Jacksonville		6	1	85 A	Stetson		2	6	249 H	Mt. St. Mary's		8	0
					223 H	Northern Ky.		3	4	85 A	Stetson		2	6	249 H	Mt. St. Mary's		9	0
										160 H	Mercer		5	4	263 H	Oakland		3	2

Non-Div. I Games:

North Florida



RPI	S	Opponent	Score	
271	H	St. Bonaventure	4	1
271	H	St. Bonaventure	8	4
274	H	Delaware St.	2	0

North Florida

N  
o  
r  
t  
h  
F  
l  
o  
r  
i  
d  
a

N  
o  
r  
t  
h  
F  
l  
o  
r  
i  
d  
a



Average RPI Win: 137		WON-LOST	WINNING	LAST 10	STRENGTH OF		OPP. STRENGTH	TEAM	ADJ		CONF.	ADJ CONF.
Average RPI Loss: 74		RECORD	PCT. RANK	GAMES	SCHEDULE		OF SCHEDULE	RPI	RPI		RPI	RPI
DIV. I ONLY		34-18-0	.65385	63	7-3-0		70	95	49		.56267	53
DIV. I NON-CONF.		18-8-0	.69231	52	2-2-0		135	113	58		.55414	62
TOTALS		RPI 1-25	RPI 26-50		W-L RECORDS		RPI 51-100		RPI 101-150		RPI 150+	
34-18-0		0-0-0	1-8-0		OVERALL		14-8-0		3-0-0		16-2-0	
21-9-0		0-0-0	1-6-0		HOME		7-3-0		1-0-0		12-0-0	
10-8-0		0-0-0	0-1-0		AWAY		6-3-0		2-0-0		2-2-0	
3-1-0		0-0-0	0-1-0		NEUTRAL		1-0-0		0-0-0		2-0-0	
18-8-0		0-0-0	1-5-0		NON-CONFERENCE		5-2-0		3-0-0		9-1-0	
11-5-0		0-0-0	1-3-0		HOME		2-2-0		1-0-0		7-0-0	
4-2-0		0-0-0	0-0-		AWAY		2-0-0		2-0-0		0-1-0	
3-1-0		0-0-0	0-1-0		NEUTRAL		1-0-0		0-0-0		2-0-0	
16-10-0		0-0-0	0-3-0		CONFERENCE		9-6-0		0-0-0		7-1-0	
10-4-0		0-0-0	0-3-0		HOME		5-1-0		0-0-0		5-0-0	
6-6-0		0-0-0	0-0-0		AWAY		4-5-0		0-0-0		2-1-0	
0-0-0		0-0-0	0-0-0		NEUTRAL		0-0-0		0-0-0		0-0-0	
RPI S	Opponent	Score	RPI S	Opponent	Score	RPI S	Opponent	Score	RPI S	Opponent	Score	
			37 H	Virginia Tech	3 4	51 H	FGCU	3 11	120 A	Furman	1 0	
			38 H	UAB	0 3	51 H	FGCU	3 2	120 A	Furman	4 3	
			38 H	UAB	6 1	51 H	FGCU	4 1	142 H	Bowling Green	5 0	
			40 N	South Carolina	3 12	52 A	North Florida	4 3	160 A	Mercer	2 4	
			47 H	USC Upstate	5 7	52 A	North Florida	2 4	160 H	Mercer	3 0	
			47 H	USC Upstate	3 4	52 A	North Florida	1 2	160 H	Mercer	2 1	
			47 H	USC Upstate	0 10	57 A	Lipscomb	6 3	173 H	Missouri St.	12 8	
			49 A	Georgia St.	0 1	57 A	Lipscomb	2 0	178 H	Samford	3 2	
			49 H	Georgia St.	3 7	57 A	Lipscomb	3 4	179 H	Tennessee Tech	3 0	
						69 H	SIU Edwardsville	1 0	194 A	East Tenn. St.	8 1	
						71 H	Jacksonville	1 0	194 A	East Tenn. St.	1 0	
						71 H	Jacksonville	4 3	196 H	Butler	6 2	
						71 H	Jacksonville	10 4	201 H	Eastern Mich.	7 0	
						77 N	FIU	5 2	201 H	Eastern Mich.	6 5	
						83 A	Georgia Tech	9 8	223 H	Northern Ky.	2 1	
						83 H	Georgia Tech	3 17	223 H	Northern Ky.	3 0	
						84 A	Ga. Southern	6 2	223 H	Northern Ky.	1 0	
						85 A	Stetson	2 4	226 H	IUPUI	1 0	
						85 A	Stetson	0 8	264 A	Alabama St.	3 4	
						85 A	Stetson	11 8	264 N	Alabama St.	4 2	
									264 N	Alabama St.	5 0	
LAST 10 GAMES												
			194 A	East Tenn. St.	1 0							
			194 A	East Tenn. St.	8 1							
			38 H	UAB	0 3							
			38 H	UAB	6 1							
			83 A	Georgia Tech	9 8							

Non-Div. I Games:

Kennesaw St.



RPI	S	Opponent	Score	
86	H	UT Martin	4	5
95	H	Coastal Caro.	1	0
71	H	Jacksonville	4	3
71	H	Jacksonville	10	4
71	H	Jacksonville	1	0
264	A	Alabama St.	3	4
85	A	Stetson	2	4

K  
e  
n  
n  
e  
s  
a  
w  
S  
t  
.

K  
e  
n  
n  
e  
s  
a  
w  
S  
t  
.



Average RPI Win:	111	WON-LOST RECORD	WINNING PCT. RANK	LAST 10 GAMES	STRENGTH OF SCHEDULE	OPP. STRENGTH OF SCHEDULE	TEAM RPI	ADJ RPI	CONF. RPI	ADJ CONF. RPI	
DIV. I ONLY		26-27-0	.49057 140	8-2-0	34	44	68	.56166 54	10	7	
DIV. I NON-CONF.		15-17-0	.46875 159	2-0-0	8	5	55	.57238 49	9	7	
<hr/>											
TOTALS	RPI 1-25	RPI 26-50		W-L RECORDS		RPI 51-100		RPI 101-150		RPI 150+	
26-27-0	3-8-0	3-6-0		OVERALL		6-4-0		7-7-0		7-2-0	
15-16-0	2-6-0	3-4-0		HOME		4-2-0		3-3-0		3-1-0	
8-5-0	1-0-0	0-0-0		AWAY		1-2-0		3-3-0		3-0-0	
3-6-0	0-2-0	0-2-0		NEUTRAL		1-0-0		1-1-0		1-1-0	
<hr/>											
15-17-0	2-6-0	3-6-0		NON-CONFERENCE		2-2-0		4-1-0		4-2-0	
11-11-0	1-4-0	3-4-0		HOME		1-2-0		3-0-0		3-1-0	
1-0-0	1-0-0	0-0-		AWAY		0-0-0		0-0-0		0-0-0	
3-6-0	0-2-0	0-2-0		NEUTRAL		1-0-0		1-1-0		1-1-0	
<hr/>											
11-10-0	1-2-0	0-0-0		CONFERENCE		4-2-0		3-6-0		3-0-0	
4-5-0	1-2-0	0-0-0		HOME		3-0-0		0-3-0		0-0-0	
7-5-0	0-0-0	0-0-0		AWAY		1-2-0		3-3-0		3-0-0	
0-0-0	0-0-0	0-0-0		NEUTRAL		0-0-0		0-0-0		0-0-0	
<hr/>											
RPI S	Opponent	Score		RPI S	Opponent	Score		RPI S	Opponent	Score	
1 H	Oklahoma	0	9	26 H	Wisconsin	0	1	58 A	Long Beach St.	0 1	
4 N	Oregon	0	6	26 H	Wisconsin	6	4	58 A	Long Beach St.	4 7	
9 N	Tennessee	0	5	33 H	Iowa	0	7	58 A	Long Beach St.	4 1	
10 H	Missouri	5	4	35 N	Oregon St.	5	9	64 H	Utah	0 1	
10 H	Missouri	0	7	37 H	Virginia Tech	7	3	64 N	Utah	8 0	
12 H	Arizona St.	0	9	37 N	Virginia Tech	2	3	70 H	Pacific	5 2	
18 H	Stanford	1	14	42 H	Notre Dame	0	3	70 H	Pacific	5 3	
19 A	UCLA	11	5	44 H	DePaul	6	0	70 H	Pacific	3 2	
22 H	Hawaii	4	8	48 H	San Diego St.	1	2	75 H	McNeese St.	1 5	
22 H	Hawaii	2	14					75 H	McNeese St.	1 0	
22 H	Hawaii	11	3								
				LAST 10 GAMES							
				70 H	Pacific	5	2	121 A	UC Davis	2 3	
				70 H	Pacific	3	2	215 A	UC Riverside	4 1	
				70 H	Pacific	5	3	109 H	UNLV	3 0	
				121 A	UC Davis	4	3	109 H	UNLV	5 4	
				121 A	UC Davis	0	1	215 A	UC Riverside	11 0	
								234 H	Charleston So.	10 2	
								267 N	Weber St.	5 0	

Non-Div. I Games:

Cal St. Fullerton



Average RPI Win: 134		WON-LOST	WINNING	LAST 10	STRENGTH OF		OPP. STRENGTH	TEAM	ADJ	CONF.	ADJ CONF.
Average RPI Loss: 53		RECORD	PCT. RANK	GAMES	SCHEDULE		OF SCHEDULE	RPI	RPI	RPI	RPI
DIV. I ONLY		30-23-0	.56604	106	6-4-0		44	54	53	.5607	55
DIV. I NON-CONF.		24-14-0	.63158	72	2-1-0		83	85	57	.55817	55
TOTALS		RPI 1-25	RPI 26-50		W-L RECORDS		RPI 51-100		RPI 101-150		RPI 150+
30-23-0		3-8-0	3-6-0		OVERALL		5-7-0		7-1-0		12-1-0
14-9-0		2-3-0	2-4-0		HOME		3-2-0		2-0-0		5-0-0
4-7-0		0-3-0	0-1-0		AWAY		1-3-0		1-0-0		2-0-0
12-7-0		1-2-0	1-1-0		NEUTRAL		1-2-0		4-1-0		5-1-0
24-14-0		1-4-0	1-5-0		NON-CONFERENCE		3-3-0		7-1-0		12-1-0
8-6-0		0-2-0	0-3-0		HOME		1-1-0		2-0-0		5-0-0
4-1-0		0-0-0	0-0-0		AWAY		1-0-0		1-0-0		2-0-0
12-7-0		1-2-0	1-1-0		NEUTRAL		1-2-0		4-1-0		5-1-0
6-9-0		2-4-0	2-1-0		CONFERENCE		2-4-0		0-0-0		0-0-0
6-3-0		2-1-0	2-1-0		HOME		2-1-0		0-0-0		0-0-0
0-6-0		0-3-0	0-0-0		AWAY		0-3-0		0-0-0		0-0-0
0-0-0		0-0-0	0-0-0		NEUTRAL		0-0-0		0-0-0		0-0-0
RPI S	Opponent	Score	RPI S	Opponent	Score	RPI S	Opponent	Score	RPI S	Opponent	Score
2 N	Florida	0 2	27 A	Tulsa	1 5	56 H	Texas Tech	4 1	101 N	Robert Morris	3 0
3 H	Texas	2 1	27 H	Tulsa	2 8	56 H	Texas Tech	2 1	103 N	Colorado St.	4 1
3 H	Texas	1 0	33 N	Iowa	4 3	56 H	Texas Tech	0 10	117 N	BYU	3 2
3 H	Texas	2 7	33 N	Iowa	1 3	58 N	Long Beach St.	1 3	126 N	Utah Valley	1 3
11 H	Nebraska	5 10	34 H	Houston	3 4	78 N	Neb. Omaha	0 1	133 A	New Mexico	11 0
11 H	Nebraska	0 3	34 H	Houston	1 4	79 A	North Texas	8 0	133 H	New Mexico	6 1
18 N	Stanford	4 1	50 H	Kansas	3 1	79 H	North Texas	3 4	141 H	UNI	1 0
19 N	UCLA	1 5	50 H	Kansas	7 9	87 H	Central Ark.	10 2	143 N	Rutgers	2 1
25 A	Baylor	2 5	50 H	Kansas	3 1	89 N	Maryland	1 0	154 N	Dayton	4 2
25 A	Baylor	0 1				94 A	Iowa St.	8 11	184 A	Wichita St.	9 4
25 A	Baylor	0 2				94 A	Iowa St.	6 8	184 A	Wichita St.	11 3
						94 A	Iowa St.	7 9	185 N	Boston U.	7 1
									186 N	LIU Brooklyn	6 0
									205 N	Seattle	2 3
									230 H	Cleveland St.	4 2
									230 H	Cleveland St.	10 1
									248 N	Siena	12 0
									257 H	Santa Clara	13 3
									257 H	Santa Clara	8 0
									257 H	Santa Clara	9 0
									267 N	Weber St.	2 1
LAST 10 GAMES											
3 H	Texas	2 7	27 H	Tulsa	2 8						
3 H	Texas	2 1	50 H	Kansas	3 1						
3 H	Texas	1 0	50 H	Kansas	7 9						
184 A	Wichita St.	9 4	50 H	Kansas	3 1						
184 A	Wichita St.	11 3	25 A	Baylor	2 5						

Non-Div. I Games:

Oklahoma St.



# Texas Tech

# Texts

Texas Tech



Average RPI Win: 149		WON-LOST	WINNING	LAST 10	STRENGTH OF		OPP. STRENGTH	TEAM	ADJ		CONF.	ADJ CONF.
Average RPI Loss: 58		RECORD	PCT. RANK	GAMES	SCHEDULE		OF SCHEDULE	RPI	RPI		RPI	RPI
DIV. I ONLY		32-22-0	.59259	90	8-2-0		50	78	52		.5592	57
DIV. I NON-CONF.		14-14-0	.5	140	1-1-0		68	69	92		.52908	92
TOTALS		RPI 1-25	RPI 26-50		W-L RECORDS		RPI 51-100		RPI 101-150		RPI 150+	
32-22-0		0-3-0	4-8-0		OVERALL		7-9-0		0-1-0		21-1-0	
9-11-0		0-1-0	2-3-0		HOME		3-6-0		0-0-0		4-1-0	
17-8-0		0-1-0	1-3-0		AWAY		4-2-0		0-1-0		12-0-0	
6-3-0		0-1-0	1-1-0		NEUTRAL		0-1-0		0-0-0		5-0-0	
14-14-0		0-3-0	2-7-0		NON-CONFERENCE		0-2-0		0-1-0		12-1-0	
4-5-0		0-1-0	0-2-0		HOME		0-1-0		0-0-0		4-1-0	
4-6-0		0-1-0	1-0-		AWAY		0-0-0		0-1-0		3-0-0	
6-3-0		0-1-0	1-1-0		NEUTRAL		0-1-0		0-0-0		5-0-0	
18-8-0		0-0-0	2-1-0		CONFERENCE		7-7-0		0-0-0		9-0-0	
5-6-0		0-0-0	2-1-0		HOME		3-5-0		0-0-0		0-0-0	
13-2-0		0-0-0	0-0-0		AWAY		4-2-0		0-0-0		9-0-0	
0-0-0		0-0-0	0-0-0		NEUTRAL		0-0-0		0-0-0		0-0-0	
RPI S	Opponent	Score	RPI S	Opponent	Score	RPI S	Opponent	Score	RPI S	Opponent	Score	
8 H	Kentucky	1 8	28 H	Western Ky.	1 7	51 A	FGCU	7 5	135 A	Chattanooga	0 1	
9 A	Tennessee	0 6	28 H	Western Ky.	2 8	51 A	FGCU	5 3	160 A	Mercer	3 1	
20 N	La.-Lafayette	2 5	28 N	Western Ky.	1 5	51 A	FGCU	6 1	160 A	Mercer	10 6	
			32 A	Mississippi St.	3 4	52 H	North Florida	4 5	160 A	Mercer	8 0	
			33 N	Iowa	4 0	52 H	North Florida	1 5	173 N	Missouri St.	4 2	
			34 A	Houston	1 10	52 H	North Florida	8 0	175 N	Texas St.	7 3	
			34 A	Houston	4 2	53 H	Kennesaw St.	0 2	179 H	Tennessee Tech	6 5	
			38 A	UAB	1 8	53 H	Kennesaw St.	4 3	179 H	Tennessee Tech	6 3	
			38 A	UAB	0 1	53 H	Kennesaw St.	3 6	183 N	Ohio	6 0	
			47 H	USC Upstate	3 2	71 A	Jacksonville	4 3	194 A	East Tenn. St.	8 0	
			47 H	USC Upstate	5 1	71 A	Jacksonville	3 4	194 A	East Tenn. St.	7 0	
			47 H	USC Upstate	1 4	71 A	Jacksonville	1 3	194 A	East Tenn. St.	2 0	
						73 N	Northwestern St.	1 2	206 A	Austin Peay	15 0	
						85 H	Stetson	3 4	206 A	Austin Peay	8 6	
						85 H	Stetson	7 3	212 N	Miami (OH)	11 9	
						98 H	IPFW	1 5	218 A	Middle Tenn.	10 3	
									223 A	Northern Ky.	3 0	
									223 A	Northern Ky.	4 3	
									223 A	Northern Ky.	6 0	
									224 H	Wright St.	9 11	
									225 H	Belmont	7 1	
									225 H	Belmont	4 3	
									268 N	Niagara	17 1	
			LAST 10 GAMES									
			223 A	Northern Ky.	4 3	218 A	Middle Tenn.	10 3				
			223 A	Northern Ky.	3 0	160 A	Mercer	3 1				
			223 A	Northern Ky.	6 0	160 A	Mercer	8 0				
			85 H	Stetson	7 3	160 A	Mercer	10 6				
			85 H	Stetson	3 4	28 H	Western Ky.	2 8				

Non-Div. I Games:

Lipscomb



[illegible]

**Non-Div. I Games:**

Long Beach St.



RPI	S	Opponent	Score	
219	H	Buffalo	8	3
219	H	Buffalo	3	10
224	N	Wright St.	7	4
234	H	Charleston So.	6	1

Long Beach St.

L  
o  
n  
g  
B  
e  
a  
c  
h  
S  
t  
.

L  
o  
n  
g  
B  
e  
a  
c  
h  
S  
t  
.



Average RPI Win:		164	WON-LOST RECORD		WINNING PCT. RANK	LAST 10 GAMES		STRENGTH OF SCHEDULE		OPP. STRENGTH OF SCHEDULE		TEAM RPI	ADJ RPI	CONF. RPI	ADJ CONF. RPI		
Average RPI Loss:		90															
DIV. I ONLY			39-15-0		.72222	34	9-1-0		141		139		58	.55483	59	16	16
DIV. I NON-CONF.			22-11-0		.66667	61	0-0-0		97		126		54	.55679	57	16	16
TOTALS		RPI 1-25		RPI 26-50		W-L RECORDS		RPI 51-100		RPI 101-150		RPI 150+					
39-15-0		0-5-0		0-2-0		OVERALL		6-1-0		10-3-0		23-4-0					
18-2-0		0-0-0		0-0-0		HOME		3-0-0		5-0-0		10-2-0					
8-7-0		0-1-0		0-1-0		AWAY		1-1-0		2-2-0		5-2-0					
13-6-0		0-4-0		0-1-0		NEUTRAL		2-0-0		3-1-0		8-0-0					
22-11-0		0-5-0		0-2-0		NON-CONFERENCE		3-1-0		5-2-0		14-1-0					
7-1-0		0-0-0		0-0-0		HOME		0-0-0		2-0-0		5-1-0					
2-4-0		0-1-0		0-0-		AWAY		1-1-0		0-1-0		1-0-0					
13-6-0		0-4-0		0-1-0		NEUTRAL		2-0-0		3-1-0		8-0-0					
17-4-0		0-0-0		0-0-0		CONFERENCE		3-0-0		5-1-0		9-3-0					
11-1-0		0-0-0		0-0-0		HOME		3-0-0		3-0-0		5-1-0					
6-3-0		0-0-0		0-0-0		AWAY		0-0-0		2-1-0		4-2-0					
0-0-0		0-0-0		0-0-0		NEUTRAL		0-0-0		0-0-0		0-0-0					
RPI	S	Opponent		Score		RPI	S	Opponent		Score		RPI	S	Opponent		Score	
4	N	Oregon		1	7	35	N	Oregon St.		0	1	58	N	Long Beach St.		2	1
17	N	California		0	6	48	A	San Diego St.		0	2	70	A	Pacific		4	2
18	A	Stanford		1	7							70	A	Pacific		2	3
19	N	UCLA		4	8							80	H	New Mexico St.		2	1
22	N	Hawaii		3	22							80	H	New Mexico St.		2	1
												80	H	New Mexico St.		5	2
												99	N	Nevada		11	4

Non-Div. I Games:

San Jose St.



RPI	S	Opponent	Score	
191	A	Sacramento St.	5	2
191	H	Sacramento St.	8	2
205	H	Seattle	10	7
205	H	Seattle	6	3
205	H	Seattle	1	2
210	N	Harvard	9	2
213	N	Marist	4	0
241	N	Southern Utah	5	0
241	N	Southern Utah	1	0
247	H	Utah St.	8	0
247	H	Utah St.	2	1
247	H	Utah St.	4	1
257	H	Santa Clara	4	0

San Jose St.

S  
a  
n  
J  
o  
s  
e  
S  
t  
.

S  
a  
n  
J  
o  
s  
e  
S  
t  
.



Average RPI Win:		139	WON-LOST RECORD		WINNING PCT. RANK		LAST 10 GAMES		STRENGTH OF SCHEDULE		OPP. STRENGTH OF SCHEDULE		TEAM RPI		ADJ RPI		CONF. RPI		ADJ CONF. RPI				
DIV. I ONLY			33-21-0		.61111		82		6-4-0		102		42		63		.55288		60				
DIV. I NON-CONF.			23-7-0		.76667		29		2-0-0		149		88		43		.57667		43				
TOTALS		RPI 1-25		RPI 26-50				W-L RECORDS				RPI 51-100				RPI 101-150				RPI 150+			
33-21-0		1-4-0		3-8-0				OVERALL				6-6-0				9-1-0				14-2-0			
12-5-0		0-0-0		1-2-0				HOME				4-2-0				5-1-0				2-0-0			
8-11-0		0-3-0		1-4-0				AWAY				2-3-0				0-0-0				5-1-0			
13-5-0		1-1-0		1-2-0				NEUTRAL				0-1-0				4-0-0				7-1-0			
23-7-0		1-1-0		2-2-0				NON-CONFERENCE				2-2-0				4-0-0				14-2-0			
3-0-0		0-0-0		0-0-0				HOME				1-0-0				0-0-0				2-0-0			
7-3-0		0-0-0		1-0-				AWAY				1-1-0				0-0-0				5-1-0			
13-4-0		1-1-0		1-1-0				NEUTRAL				0-1-0				4-0-0				7-1-0			
10-14-0		0-3-0		1-6-0				CONFERENCE				4-4-0				5-1-0				0-0-0			
9-5-0		0-0-0		1-2-0				HOME				3-2-0				5-1-0				0-0-0			
1-8-0		0-3-0		0-3-0				AWAY				1-2-0				0-0-0				0-0-0			
0-1-0		0-0-0		0-1-0				NEUTRAL				0-0-0				0-0-0				0-0-0			
RPI	S	Opponent		Score		RPI	S	Opponent		Score		RPI	S	Opponent		Score		RPI	S	Opponent		Score	
5	N	LSU		0	7	26	A	Wisconsin		6	7	62	H	Ball St.		8	0	116	N	Pittsburgh		4	0
7	A	Michigan		1	5	26	A	Wisconsin		2	4	63	A	Illinois		3	0	116	N	Pittsburgh		9	0
7	A	Michigan		5	17	26	A	Wisconsin		1	3	63	A	Illinois		4	6	119	N	Cal Poly		12	1
7	A	Michigan		0	11	29	N	Arizona		6	0	63	A	Illinois		0	1	127	H	Penn St.		2	0
14	N	Louisville		1	0	30	A	Georgia		5	4	64	N	Utah		4	5	127	H	Penn St.		4	3
						30	A	Georgia		1	6	71	A	Jacksonville		2	4	127	H	Penn St.		16	7
						31	H	Minnesota		14	6	89	A	Maryland		10	9	144	N	Stony Brook		11	4
						31	H	Minnesota		0	3	96	H	Michigan St.		6	3	149	H	Indiana		9	5
						31	H	Minnesota		2	7	96	H	Michigan St.		4	1	149	H	Indiana		8	2
						33	N	Iowa		0	8	100	H	Purdue		7	8	149	H	Indiana		4	6
						48	N	San Diego St.		0	5	100	H	Purdue		2	4	155	A	Towson		8	6
												100	H	Purdue		5	3	157	N	Winthrop		4	3
																		157	N	Winthrop		17	5
																		158	A	George Washington		4	8
																		183	A	Ohio		4	2
																		183	A	Ohio		6	1
																		187	N	Elon		10	2
																		190	N	St. John's (NY)		4	0
																		197	N	Radford		5	2
																		217	A	George Mason		5	2
																		217	A	George Mason		10	0
																		224	H	Wright St.		4	0
																		224	H	Wright St.		4	0
																		240	N	Bethune-Cookman		3	4
																		240	N	Bethune-Cookman		11	0
																		256	N	Canisius		8	0

Non-Div. I Games:

Ohio St.



Average RPI Win:		173	WON-LOST RECORD		WINNING PCT. RANK		LAST 10 GAMES		STRENGTH OF SCHEDULE		OPP. STRENGTH OF SCHEDULE		TEAM RPI		ADJ RPI		CONF. RPI		ADJ CONF. RPI					
DIV. I ONLY			30-14-0		.68182		46		9-1-0		123		113		60		.55278		61		18		18	
DIV. I NON-CONF.			13-13-0		.5		140		0-0-0		88		41		98		.52672		94		21		21	
TOTALS		RPI 1-25		RPI 26-50		W-L RECORDS		RPI 51-100		RPI 101-150		RPI 150+												
30-14-0		1-4-0		1-2-0		OVERALL		3-3-0		7-2-0		18-3-0												
5-1-0		0-0-0		0-0-0		HOME		0-0-0		2-1-0		3-0-0												
9-7-0		1-3-0		1-2-0		AWAY		3-1-0		1-1-0		3-0-0												
16-6-0		0-1-0		0-0-0		NEUTRAL		0-2-0		4-0-0		12-3-0												
13-13-0		1-4-0		1-2-0		NON-CONFERENCE		0-3-0		5-1-0		6-3-0												
0-0-0		0-0-0		0-0-0		HOME		0-0-0		0-0-0		0-0-0												
3-7-0		1-3-0		1-0-		AWAY		0-1-0		1-1-0		0-0-0												
10-6-0		0-1-0		0-0-0		NEUTRAL		0-2-0		4-0-0		6-3-0												
17-1-0		0-0-0		0-0-0		CONFERENCE		3-0-0		2-1-0		12-0-0												
5-1-0		0-0-0		0-0-0		HOME		0-0-0		2-1-0		3-0-0												
6-0-0		0-0-0		0-0-0		AWAY		3-0-0		0-0-0		3-0-0												
6-0-0		0-0-0		0-0-0		NEUTRAL		0-0-0		0-0-0		6-0-0												
RPI	S	Opponent		Score		RPI	S	Opponent		Score		RPI	S	Opponent		Score								
5	A	LSU		0 9		30	A	Georgia		1 4		58	A	Long Beach St.		4 5								
6	N	Alabama		0 10		30	A	Georgia		3 0		63	N	Illinois		3 6								
11	A	Nebraska		13 0		39	A	North Carolina		0 4		88	N	Drake		1 2								
11	A	Nebraska		0 11								98	A	IPFW		8 4								
19	A	UCLA		1 7								98	A	IPFW		4 1								
												98	A	IPFW		3 1								
LAST 10 GAMES						LAST 10 GAMES						LAST 10 GAMES												
137 H South Dakota						7 5						263 N Oakland						4 1						
137 H South Dakota						1 5						251 H South Dakota St.						2 1						
137 H South Dakota						4 1						251 H South Dakota St.						4 0						
263 N Oakland						2 0						251 H South Dakota St.						10 1						
263 N Oakland						1 0						98 A IPFW						8 4						
												233 N Indiana St.						4 2						
												233 N Indiana St.						7 10						
												251 H South Dakota St.						2 1						
												251 H South Dakota St.						4 0						
												251 H South Dakota St.						10 1						
												263 N Oakland						2 0						

**Non-Div. I Games:**

North Dakota St.



RPI	S	Opponent	Score	
263	N	Oakland	4	1
263	N	Oakland	1	0
267	N	Weber St.	3	0

North Dakota St.

N  
o  
r  
t  
h  
D  
a  
k  
o  
t  
a  
S  
t  
.

N  
o  
r  
t  
h  
D  
a  
k  
o  
t  
a  
S  
t  
.







Ball St.

Through Games Of May 5, 2013

RPI	S	Opponent	Score	
219	H	Buffalo	3	2
226	N	IUPUI	15	5
239	N	Florida A&M	9	0
259	A	Toledo	10	7
259	A	Toledo	14	5
266	N	Ark.-Pine Bluff	14	0
287	N	Grambling	20	3

Ball St.

B  
a  
l  
l  
S  
t  
.

B  
a  
l  
l  
S  
t  
.



Average RPI Win:	109	WON-LOST RECORD	WINNING PCT. RANK	LAST 10 GAMES	STRENGTH OF SCHEDULE	OPP. STRENGTH OF SCHEDULE	TEAM RPI	ADJ RPI	CONF. RPI	ADJ CONF. RPI		
DIV. I ONLY		22-26-0	.45833	160	9-1-0	19	31	61	.55084	63	4	4
DIV. I NON-CONF.		11-14-0	.44	172	1-0-0	19	37	79	.53586	79	4	4
<hr/>												
TOTALS	RPI 1-25	RPI 26-50		W-L RECORDS		RPI 51-100		RPI 101-150		RPI 150+		
22-26-0	1-8-0	4-12-0		OVERALL		6-4-0		7-0-0		4-2-0		
9-11-0	1-2-0	0-6-0		HOME		2-2-0		5-0-0		1-1-0		
8-5-0	0-0-0	3-5-0		AWAY		3-0-0		2-0-0		0-0-0		
5-10-0	0-6-0	1-1-0		NEUTRAL		1-2-0		0-0-0		3-1-0		
11-14-0	0-6-0	2-3-0		NON-CONFERENCE		1-3-0		4-0-0		4-2-0		
3-2-0	0-0-0	0-0-0		HOME		0-1-0		2-0-0		1-1-0		
3-2-0	0-0-0	1-0-		AWAY		0-0-0		2-0-0		0-0-0		
5-10-0	0-6-0	1-1-0		NEUTRAL		1-2-0		0-0-0		3-1-0		
11-12-0	1-2-0	2-9-0		CONFERENCE		5-1-0		3-0-0		0-0-0		
6-9-0	1-2-0	0-6-0		HOME		2-1-0		3-0-0		0-0-0		
5-3-0	0-0-0	2-3-0		AWAY		3-0-0		0-0-0		0-0-0		
0-0-0	0-0-0	0-0-0		NEUTRAL		0-0-0		0-0-0		0-0-0		
RPI S	Opponent	Score	RPI S	Opponent	Score	RPI S	Opponent	Score	RPI S	Opponent	Score	
3 N	Texas	0 3	26 H	Wisconsin	2 5	60 H	Ohio St.	0 3	106 A	Southern Ill.	4 2	
3 N	Texas	2 12	26 H	Wisconsin	1 5	60 H	Ohio St.	6 4	130 H	Saint Louis	6 4	
6 N	Alabama	2 7	26 H	Wisconsin	1 8	60 H	Ohio St.	1 0	131 H	Loyola Chicago	3 2	
8 N	Kentucky	4 5	31 H	Minnesota	3 9	61 N	North Dakota St.	6 3	141 A	UNI	8 0	
11 H	Nebraska	1 7	31 H	Minnesota	1 5	65 H	Eastern Ill.	1 12	149 H	Indiana	8 0	
11 H	Nebraska	5 4	31 H	Minnesota	0 2	83 N	Georgia Tech	0 1	149 H	Indiana	1 0	
11 H	Nebraska	2 6	33 A	Iowa	6 3	88 N	Drake	2 3	149 H	Indiana	5 4	
13 N	Washington	0 15	33 A	Iowa	8 5	96 A	Michigan St.	10 0	151 N	Providence	11 2	
17 N	California	0 5	34 A	Houston	7 5	96 A	Michigan St.	10 2	182 H	Western Mich.	6 2	
			34 A	Houston	1 8	96 A	Michigan St.	6 2	216 N	Green Bay	6 3	
			35 N	Oregon St.	1 5				233 H	Indiana St.	5 6	
			41 A	Northwestern	0 8				259 N	Toledo	0 6	
			41 A	Northwestern	0 8				269 N	Maine	7 1	
			41 A	Northwestern	1 7							
			43 A	South Fla.	2 3							
			44 N	DePaul	4 1							
LAST 10 GAMES												
			60 H	Ohio St.	1 0	96 A	Michigan St.	10 2				
			60 H	Ohio St.	0 3	96 A	Michigan St.	6 2				
			60 H	Ohio St.	6 4	33 A	Iowa	8 5				
			106 A	Southern Ill.	4 2	33 A	Iowa	6 3				
			96 A	Michigan St.	10 0	149 H	Indiana	8 0				

Non-Div. I Games:

Illinois



Average RPI Win:		109	WON-LOST RECORD		WINNING PCT. RANK		LAST 10 GAMES		STRENGTH OF SCHEDULE		OPP. STRENGTH OF SCHEDULE		TEAM RPI		ADJ RPI		CONF. RPI		ADJ CONF. RPI								
DIV. I ONLY			24-29-1		.4537 166		4-6-0		22		26		65		.54905 64		2		2								
DIV. I NON-CONF.			17-12-1		.58333 93		2-0-0		156		114		101		.52465 99		2		1								
TOTALS		RPI 1-25			RPI 26-50			W-L RECORDS			RPI 51-100			RPI 101-150			RPI 150+										
24-29-1		6-16-0			2-4-0			OVERALL			4-4-0			5-1-1			7-4-0										
7-8-0		5-4-0			1-2-0			HOME			0-0-0			0-1-0			1-1-0										
7-12-0		0-10-0			1-2-0			AWAY			1-0-0			2-0-0			3-0-0										
10-9-1		1-2-0			0-0-0			NEUTRAL			3-4-0			3-0-1			3-3-0										
17-12-1		1-3-0			0-0-0			NON-CONFERENCE			4-4-0			5-1-1			7-4-0										
1-2-0		0-0-0			0-0-0			HOME			0-0-0			0-1-0			1-1-0										
6-1-0		0-1-0			0-0-			AWAY			1-0-0			2-0-0			3-0-0										
10-9-1		1-2-0			0-0-0			NEUTRAL			3-4-0			3-0-1			3-3-0										
7-17-0		5-13-0			2-4-0			CONFERENCE			0-0-0			0-0-0			0-0-0										
6-6-0		5-4-0			1-2-0			HOME			0-0-0			0-0-0			0-0-0										
1-11-0		0-9-0			1-2-0			AWAY			0-0-0			0-0-0			0-0-0										
0-0-0		0-0-0			0-0-0			NEUTRAL			0-0-0			0-0-0			0-0-0										
RPI	S	Opponent		Score		RPI	S	Opponent		Score		RPI	S	Opponent		Score		RPI	S	Opponent		Score					
4	A	Oregon		3	11	29	H	Arizona		4	6	54	A	Cal St. Fullerton		1	0	103	N	Colorado St.		7	3				
4	A	Oregon		2	5	29	H	Arizona		5	6	54	N	Cal St. Fullerton		0	8	109	A	UNLV		14	6				
4	A	Oregon		1	11	29	H	Arizona		8	4	58	N	Long Beach St.		3	1	119	N	Cal Poly		1	1				
12	H	Arizona St.		6	5	35	A	Oregon St.		2	6	60	N	Ohio St.		5	4	126	A	Utah Valley		4	2				
12	H	Arizona St.		4	6	35	A	Oregon St.		11	2	74	N	Syracuse		2	3	126	H	Utah Valley		1	4				
12	H	Arizona St.		5	4	35	A	Oregon St.		2	10	74	N	Syracuse		1	2	132	N	Loyola Marymount		9	3				
13	H	Washington		3	12							99	N	Nevada		4	6	137	N	South Dakota		8	4				
13	H	Washington		8	11							99	N	Nevada		5	2	172	N	Idaho St.		9	3				
13	H	Washington		2	1													172	N	Idaho St.		8	9				
15	N	South Ala.		2	1													186	N	LIU Brooklyn		7	0				
17	A	California		1	4													205	N	Seattle		0	10				
17	A	California		0	6													205	N	Seattle		3	6				
17	A	California		4	9													240	N	Bethune-Cookman		8	0				
18	A	Stanford		1	9													241	A	Southern Utah		11	6				
18	A	Stanford		0	8													241	A	Southern Utah		14	2				
18	A	Stanford		0	12													247	A	Utah St.		14	3				
19	H	UCLA		8	3													267	H	Weber St.		1	6				
19	H	UCLA		4	6													267	H	Weber St.		11	2				
19	H	UCLA		7	4																						
22	A	Hawaii		0	1																						
24	N	Arkansas		1	5																						
25	N	Baylor		2	5																						
						LAST 10 GAMES																					
						13 H Washington						3	12	18 A Stanford						0	8						
						13 H Washington						8	11	241 A Southern Utah						14	2						
						13 H Washington						2	1	241 A Southern Utah						11	6						
						18 A Stanford						1	9	12 H Arizona St.						6	5						
						18 A Stanford						0	12	12 H Arizona St.						4	6						

Non-Div. I Games:

Utah



Average RPI Win:		180	WON-LOST RECORD		WINNING PCT. RANK		LAST 10 GAMES		STRENGTH OF SCHEDULE		OPP. STRENGTH OF SCHEDULE		TEAM RPI	ADJ RPI		CONF. RPI	ADJ CONF. RPI
DIV. I ONLY			35-12-0		.74468 28		9-1-0		163		205		59	.54871 65		17	17
DIV. I NON-CONF.			15-9-0		.625 75		2-0-0		115		220		81	.53256 86		20	20
TOTALS		RPI 1-25		RPI 26-50		W-L RECORDS		RPI 51-100		RPI 101-150		RPI 150+					
35-12-0		0-1-0		0-2-0		OVERALL		4-2-0		8-4-0		23-3-0					
14-0-0		0-0-0		0-0-0		HOME		0-0-0		4-0-0		10-0-0					
12-9-0		0-1-0		0-2-0		AWAY		3-2-0		1-2-0		8-2-0					
9-3-0		0-0-0		0-0-0		NEUTRAL		1-0-0		3-2-0		5-1-0					
15-9-0		0-1-0		0-2-0		NON-CONFERENCE		2-0-0		5-4-0		8-2-0					
3-0-0		0-0-0		0-0-0		HOME		0-0-0		1-0-0		2-0-0					
3-6-0		0-1-0		0-0-		AWAY		1-0-0		1-2-0		1-1-0					
9-3-0		0-0-0		0-0-0		NEUTRAL		1-0-0		3-2-0		5-1-0					
20-3-0		0-0-0		0-0-0		CONFERENCE		2-2-0		3-0-0		15-1-0					
11-0-0		0-0-0		0-0-0		HOME		0-0-0		3-0-0		8-0-0					
9-3-0		0-0-0		0-0-0		AWAY		2-2-0		0-0-0		7-1-0					
0-0-0		0-0-0		0-0-0		NEUTRAL		0-0-0		0-0-0		0-0-0					
RPI	S	Opponent		Score		RPI	S	Opponent		Score		RPI	S	Opponent		Score	
14	A	Louisville		0 5		49	A	Georgia St.		3 4		63	A	Illinois		12 1	
						49	A	Georgia St.		5 6		82	N	Creighton		5 0	
												86	A	UT Martin		1 2	
												86	A	UT Martin		2 1	
												92	A	Eastern Ky.		3 2	
												92	A	Eastern Ky.		3 5	
														101		N	Robert Morris 0 1
														106		H	Southern Ill. 8 0
														111		A	UNC Greensboro 1 5
														111		N	UNC Greensboro 0 2
														112		N	Kent St. 1 0
														125		H	Murray St. 7 4
														125		H	Murray St. 1 0
														125		H	Murray St. 4 1
														128		N	Lehigh 8 2
														128		N	Lehigh 4 3
														130		A	Saint Louis 2 1
														130		A	Saint Louis 2 4
														163		H	Jacksonville St. 3 2
														163		H	Jacksonville St. 10 0
														179		H	Tennessee Tech 6 1
														179		H	Tennessee Tech 4 1
														180		N	Fairleigh Dickinson 2 3
														193		N	Army 10 1
														206		A	Austin Peay 6 0
														206		A	Austin Peay 6 2
														206		A	Austin Peay 7 1
														209		A	Morehead St. 3 1
														209		A	Morehead St. 3 0
														219		N	Buffalo 7 6
														219		N	Buffalo 4 1
														225		H	Belmont 4 2
														225		H	Belmont 8 4
LAST 10 GAMES																	

Non-Div. I Games:

Eastern Ill.



RPI	S	Opponent	Score	
226	H	IUPUI	9	1
226	H	IUPUI	2	0
232	A	Southeast Mo. St.	1	4
232	A	Southeast Mo. St.	5	1
232	A	Southeast Mo. St.	10	1
243	H	Tennessee St.	4	0
243	H	Tennessee St.	7	1
260	N	North Dakota	7	0
264	A	Alabama St.	0	5
264	A	Alabama St.	12	0
286	N	Saint Peter's	5	0

Eastern Ill.

E  
a  
s  
t  
e  
r  
n  
I  
l  
l  
.

E  
a  
s  
t  
e  
r  
n  
I  
l  
l  
.



Average RPI Win:		153	WON-LOST RECORD		WINNING PCT. RANK		LAST 10 GAMES		STRENGTH OF SCHEDULE		OPP. STRENGTH OF SCHEDULE		TEAM RPI		ADJ RPI		CONF. RPI		ADJ CONF. RPI					
DIV. I ONLY			30-23-0		.56604		106		3-7-0		82		21		64		.54778		66		1		1	
DIV. I NON-CONF.			23-6-0		.7931		23		2-0-0		273		118		87		.53303		83		1		2	
TOTALS		RPI 1-25		RPI 26-50				W-L RECORDS				RPI 51-100				RPI 101-150				RPI 150+				
30-23-0		2-11-0		4-9-0				OVERALL				4-1-0				3-2-0				17-0-0				
22-12-0		1-3-0		2-7-0				HOME				4-1-0				3-1-0				12-0-0				
7-9-0		1-8-0		2-1-0				AWAY				0-0-0				0-0-0				4-0-0				
1-2-0		0-0-0		0-1-0				NEUTRAL				0-0-0				0-1-0				1-0-0				
23-6-0		0-1-0		1-3-0				NON-CONFERENCE				2-0-0				3-2-0				17-0-0				
18-4-0		0-1-0		1-2-0				HOME				2-0-0				3-1-0				12-0-0				
4-0-0		0-0-0		0-0-				AWAY				0-0-0				0-0-0				4-0-0				
1-2-0		0-0-0		0-1-0				NEUTRAL				0-0-0				0-1-0				1-0-0				
7-17-0		2-10-0		3-6-0				CONFERENCE				2-1-0				0-0-0				0-0-0				
4-8-0		1-2-0		1-5-0				HOME				2-1-0				0-0-0				0-0-0				
3-9-0		1-8-0		2-1-0				AWAY				0-0-0				0-0-0				0-0-0				
0-0-0		0-0-0		0-0-0				NEUTRAL				0-0-0				0-0-0				0-0-0				
RPI	S	Opponent		Score		RPI	S	Opponent		Score		RPI	S	Opponent		Score		RPI	S	Opponent		Score		
2	H	Florida		0	13	30	H	Georgia		8	9	72	H	Ole Miss		9	0	112	H	Kent St.		5	3	
2	H	Florida		5	4	30	H	Georgia		0	2	72	H	Ole Miss		2	1	120	H	Furman		9	1	
2	H	Florida		0	2	30	H	Georgia		3	9	72	H	Ole Miss		9	11	123	H	Troy		6	1	
6	A	Alabama		1	13	31	H	Minnesota		3	4	90	H	Appalachian St.		10	0	133	N	New Mexico		1	2	
6	A	Alabama		7	4	32	A	Mississippi St.		7	5	90	H	Appalachian St.		9	0	135	H	Chattanooga		4	6	
6	A	Alabama		0	8	32	A	Mississippi St.		3	4							169	H	Charlotte		2	1	
9	A	Tennessee		3	5	32	A	Mississippi St.		8	3							176	H	Southern Miss.		3	1	
9	A	Tennessee		1	6	40	H	South Carolina		1	3							178	H	Samford		2	1	
9	A	Tennessee		0	6	40	H	South Carolina		7	1							188	H	Bryant		10	0	
21	H	Florida St.		3	6	40	H	South Carolina		4	8							193	H	Army		8	0	
24	A	Arkansas		0	5	49	H	Georgia St.		1	4							194	H	East Tenn. St.		11	3	
24	A	Arkansas		7	8	50	H	Kansas		8	5							206	H	Austin Peay		9	1	
24	A	Arkansas		0	6	50	N	Kansas		10	11							218	A	Middle Tenn.		5	2	
						LAST 10 GAMES												218	H	Middle Tenn.		7	3	
						24	A	Arkansas		0	5	40	H	South Carolina		1	3	227	A	A&M-Corpus Christi		6	4	
						24	A	Arkansas		7	8	40	H	South Carolina		7	1	228	H	Gardner-Webb		10	0	
						24	A	Arkansas		0	6	40	H	South Carolina		4	8	233	H	Indiana St.		7	1	
						90	H	Appalachian St.		9	0	9	A	Tennessee		0	6	243	A	Tennessee St.		6	1	
						90	H	Appalachian St.		10	0	9	A	Tennessee		1	6	243	H	Tennessee St.		3	2	
																		264	A	Alabama St.		9	6	
																		284	H	Southern U.		14	0	
																		284	N	Southern U.		7	1	

Non-Div. I Games:

Auburn



Average RPI Win:	145	WON-LOST	WINNING	LAST 10	STRENGTH OF	OPP. STRENGTH	TEAM	ADJ	CONF.	ADJ CONF.		
Average RPI Loss:	112	RECORD	PCT. RANK	GAMES	SCHEDULE	OF SCHEDULE	RPI	RPI	RPI	RPI		
DIV. I ONLY		32-22-0	.59259	90	7-3-0	94	122	73	.54559	67	13	13
DIV. I NON-CONF.		15-12-0	.55556	108	1-0-0	70	94	74	.54538	72	14	14
<hr/>												
TOTALS	RPI 1-25	RPI 26-50		W-L RECORDS		RPI 51-100		RPI 101-150		RPI 150+		
32-22-0	1-3-0	2-1-0		OVERALL		8-5-0		5-10-0		16-3-0		
16-4-0	0-1-0	1-0-0		HOME		7-2-0		0-1-0		8-0-0		
13-12-0	1-1-0	0-0-0		AWAY		1-2-0		5-7-0		6-2-0		
3-6-0	0-1-0	1-1-0		NEUTRAL		0-1-0		0-2-0		2-1-0		
<hr/>												
15-12-0	1-3-0	2-1-0		NON-CONFERENCE		3-1-0		1-5-0		8-2-0		
6-2-0	0-1-0	1-0-0		HOME		3-0-0		0-1-0		2-0-0		
6-4-0	1-1-0	0-0-		AWAY		0-0-0		1-2-0		4-1-0		
3-6-0	0-1-0	1-1-0		NEUTRAL		0-1-0		0-2-0		2-1-0		
<hr/>												
17-10-0	0-0-0	0-0-0		CONFERENCE		5-4-0		4-5-0		8-1-0		
10-2-0	0-0-0	0-0-0		HOME		4-2-0		0-0-0		6-0-0		
7-8-0	0-0-0	0-0-0		AWAY		1-2-0		4-5-0		2-1-0		
0-0-0	0-0-0	0-0-0		NEUTRAL		0-0-0		0-0-0		0-0-0		
<hr/>												
RPI S	Opponent	Score	RPI S	Opponent	Score	RPI S	Opponent	Score	RPI S	Opponent	Score	
16 A	Texas A&M	3 8	34 H	Houston	5 4	56 H	Texas Tech	4 0	136 H	Northern Ill.	3 5	
16 H	Texas A&M	0 8	46 N	Illinois St.	8 6	56 N	Texas Tech	3 8	136 N	Northern Ill.	0 4	
25 A	Baylor	2 0	46 N	Illinois St.	4 5	73 A	Northwestern St.	4 5	138 A	Lamar	4 5	
25 N	Baylor	0 2				73 A	Northwestern St.	8 2	138 A	Lamar	6 4	
						73 A	Northwestern St.	4 5	138 A	Lamar	4 9	
						75 H	McNeese St.	4 3	140 N	Texas-Arlington	1 2	
						75 H	McNeese St.	0 10	145 A	Southeastern La.	2 4	
						75 H	McNeese St.	9 3	145 A	Southeastern La.	4 2	
						87 H	Central Ark.	3 5	145 A	Southeastern La.	1 3	
						87 H	Central Ark.	9 8	146 A	Stephen F. Austin	8 1	
						87 H	Central Ark.	10 0	146 A	Stephen F. Austin	12 1	
						100 H	Purdue	5 2	146 A	Stephen F. Austin	3 5	
						100 H	Purdue	3 2	150 A	UTSA	2 3	
									150 A	UTSA	2 1	
									150 A	UTSA	4 7	
									163 N	Jacksonville St.	5 4	
									163 N	Jacksonville St.	5 6	
									163 N	Jacksonville St.	5 3	
									174 H	Nicholls St.	11 2	
									174 H	Nicholls St.	8 7	
									174 H	Nicholls St.	5 4	
									175 A	Texas St.	9 6	
									175 H	Texas St.	14 13	
									176 A	Southern Miss.	3 0	
									176 A	Southern Miss.	1 10	
									198 H	Houston Baptist	5 4	
									198 H	Houston Baptist	8 2	



RPI	S	Opponent	Score	
198	H	Houston Baptist	5	4
227	A	A&M-Corpus Christi	10	2
227	A	A&M-Corpus Christi	5	6
227	A	A&M-Corpus Christi	8	5
245	A	Texas Southern	6	2
245	A	Texas Southern	9	4
245	H	Texas Southern	8	0

Sam Houston St.

S  
a  
m  
H  
o  
u  
s  
t  
o  
n  
S  
t  
.

S  
a  
m  
H  
o  
u  
s  
t  
o  
n  
S  
t  
.



Average RPI Win:	189	WON-LOST RECORD	WINNING PCT. RANK	LAST 10 GAMES	STRENGTH OF SCHEDULE	OPP. STRENGTH OF SCHEDULE	TEAM RPI	ADJ RPI	CONF. RPI	ADJ CONF. RPI				
DIV. I ONLY		34-8-1	.80233	12	7-3-0	237	209	67	.54509	68	22	22		
DIV. I NON-CONF.		17-3-1	.83333	16	0-0-0	253	190	63	.55033	64	22	22		
<hr/>														
TOTALS	RPI 1-25	RPI 26-50		W-L RECORDS		RPI 51-100		RPI 101-150		RPI 150+				
34-8-1	0-0-0	1-1-0		OVERALL		1-1-0		5-2-0		27-4-1				
12-1-0	0-0-0	0-0-0		HOME		0-0-0		3-0-0		9-1-0				
12-4-0	0-0-0	0-0-0		AWAY		1-1-0		1-1-0		10-2-0				
10-3-1	0-0-0	1-1-0		NEUTRAL		0-0-0		1-1-0		8-1-1				
<hr/>														
17-3-1	0-0-0	1-1-0		NON-CONFERENCE		0-0-0		4-1-0		12-1-1				
5-0-0	0-0-0	0-0-0		HOME		0-0-0		3-0-0		2-0-0				
2-0-0	0-0-0	0-0-		AWAY		0-0-0		0-0-0		2-0-0				
10-3-1	0-0-0	1-1-0		NEUTRAL		0-0-0		1-1-0		8-1-1				
<hr/>														
17-5-0	0-0-0	0-0-0		CONFERENCE		1-1-0		1-1-0		15-3-0				
7-1-0	0-0-0	0-0-0		HOME		0-0-0		0-0-0		7-1-0				
10-4-0	0-0-0	0-0-0		AWAY		1-1-0		1-1-0		8-2-0				
0-0-0	0-0-0	0-0-0		NEUTRAL		0-0-0		0-0-0		0-0-0				
<hr/>														
RPI	S	Opponent	Score	RPI	S	Opponent	Score	RPI	S	Opponent	Score			
				41	N	Northwestern	0 4	90	A	Fordham	3 2			
				49	N	Georgia St.	9 3	90	A	Fordham	4 5			
										107	H Penn	5 0		
										113	H Delaware	7 1		
										113	H Delaware	4 3		
										115	N Central Mich.	3 8		
										130	A Saint Louis	2 4		
										130	A Saint Louis	5 3		
										132	N Loyola Marymount	4 3		
										151	N Providence	6 1		
										152	H Villanova	8 5		
										154	H Dayton	2 0		
										154	H Dayton	3 1		
										158	A George Washington	2 1		
										158	A George Washington	5 2		
										162	N Georgetown	3 1		
										162	N Georgetown	3 1		
										165	A Temple	14 5		
										165	A Temple	1 10		
										169	H Charlotte	3 2		
										169	H Charlotte	6 3		
										171	H Massachusetts	5 4		
										171	H Massachusetts	1 2		
				LAST 10 GAMES						182	N Western Mich.	1 7		
				158	A	George Washington	5 2	265	H	Rhode Island	2 1	190	N St. John's (NY)	8 8
				158	A	George Washington	2 1	171	H	Massachusetts	5 4	190	N St. John's (NY)	4 1
				90	A	Fordham	3 2	171	H	Massachusetts	1 2	196	A Butler	2 5
				90	A	Fordham	4 5	130	A	Saint Louis	2 4	196	A Butler	5 4
				265	H	Rhode Island	1 0	130	A	Saint Louis	5 3	220	N Quinnipiac	7 6

Non-Div. I Games:

Saint Joseph's



RPI	S	Opponent	Score	
221	A	Drexel	3	0
250	N	Youngstown St.	6	2
259	N	Toledo	6	3
262	A	La Salle	7	1
262	A	La Salle	8	0
265	H	Rhode Island	2	1
265	H	Rhode Island	1	0
269	N	Maine	8	2
271	A	St. Bonaventure	6	0
271	A	St. Bonaventure	8	4
274	H	Delaware St.	6	0
277	A	Rider	11	7

Saint Joseph's

S  
a  
i  
n  
t  
J  
o  
s  
e  
p  
h  
'  
s



Average RPI Win: 178		WON-LOST RECORD		WINNING PCT. RANK		LAST 10 GAMES		STRENGTH OF SCHEDULE		OPP. STRENGTH OF SCHEDULE		TEAM RPI		ADJ RPI		CONF. RPI		ADJ CONF. RPI	
DIV. I ONLY		34-11-0		.75556 21		7-3-0		215		145		66		.54418 69		17		17	
DIV. I NON-CONF.		17-6-0		.73913 38		1-0-0		198		105		61		.54917 69		20		20	
TOTALS		RPI 1-25		RPI 26-50		W-L RECORDS		RPI 51-100		RPI 101-150		RPI 150+							
34-11-0		1-0-0		0-3-0		OVERALL		4-4-0		3-2-0		26-2-0							
11-4-0		0-0-0		0-0-0		HOME		3-1-0		0-2-0		8-1-0							
11-3-0		0-0-0		0-0-0		AWAY		1-3-0		1-0-0		9-0-0							
12-4-0		1-0-0		0-3-0		NEUTRAL		0-0-0		2-0-0		9-1-0							
17-6-0		1-0-0		0-3-0		NON-CONFERENCE		2-2-0		3-0-0		11-1-0							
3-0-0		0-0-0		0-0-0		HOME		2-0-0		0-0-0		1-0-0							
2-2-0		0-0-0		0-0-		AWAY		0-2-0		1-0-0		1-0-0							
12-4-0		1-0-0		0-3-0		NEUTRAL		0-0-0		2-0-0		9-1-0							
17-5-0		0-0-0		0-0-0		CONFERENCE		2-2-0		0-2-0		15-1-0							
8-4-0		0-0-0		0-0-0		HOME		1-1-0		0-2-0		7-1-0							
9-1-0		0-0-0		0-0-0		AWAY		1-1-0		0-0-0		8-0-0							
0-0-0		0-0-0		0-0-0		NEUTRAL		0-0-0		0-0-0		0-0-0							
RPI S	Opponent	Score		RPI S	Opponent	Score		RPI S	Opponent	Score		RPI S	Opponent	Score					
15 N	South Ala.	2	1	32 N	Mississippi St.	0	1	53 A	Kennesaw St.	0	1	106 A	Southern Ill.	6	4				
				38 N	UAB	6	7	76 A	UCF	1	4	123 N	Troy	11	3				
				49 N	Georgia St.	9	10	83 H	Georgia Tech	1	0	125 H	Murray St.	1	3				
								83 H	Georgia Tech	2	1	125 H	Murray St.	1	2				
								86 H	UT Martin	4	7	131 N	Loyola Chicago	2	0				
								86 H	UT Martin	8	6	151 N	Providence	7	0				
								92 A	Eastern Ky.	3	11	160 N	Mercer	8	7				
								92 A	Eastern Ky.	4	1	163 H	Jacksonville St.	2	3				
												163 H	Jacksonville St.	10	0				
												165 N	Temple	10	0				
												166 A	Bradley	5	3				
												173 H	Missouri St.	10	1				
												179 H	Tennessee Tech	3	2				
												179 H	Tennessee Tech	3	0				
												192 N	UMKC	4	2				
												206 A	Austin Peay	8	5				
												206 A	Austin Peay	8	2				
												206 A	Austin Peay	8	4				
												208 N	Boston College	5	4				
												209 A	Morehead St.	5	2				
												209 A	Morehead St.	9	4				
												214 N	Liberty	4	3				
												220 N	Quinnipiac	12	2				
												224 N	Wright St.	4	0				
												225 H	Belmont	2	0				
												225 H	Belmont	5	0				
												232 A	Southeast Mo. St.	13	0				
LAST 10 GAMES				LAST 10 GAMES				LAST 10 GAMES				LAST 10 GAMES							
				125 H	Murray St.	1	3	179 H	Tennessee Tech	3	2	220 N	Quinnipiac	12	2				
				125 H	Murray St.	1	2	206 A	Austin Peay	8	5	224 N	Wright St.	4	0				
				163 H	Jacksonville St.	10	0	206 A	Austin Peay	8	4	225 H	Belmont	2	0				
				163 H	Jacksonville St.	2	3	206 A	Austin Peay	8	2	225 H	Belmont	5	0				
				179 H	Tennessee Tech	3	0	166 A	Bradley	5	3	232 A	Southeast Mo. St.	13	0				

Non-Div. I Games:

SIU Edwardsville



RPI	S	Opponent	Score	
232	A	Southeast Mo. St.	11	1
232	A	Southeast Mo. St.	9	1
243	H	Tennessee St.	8	0
243	H	Tennessee St.	8	1
269	N	Maine	13	0
276	N	Detroit	0	1

SIU Edwardsville

SIU Edwardsville

SIU Edwardsville



Average RPI Win: 147		WON-LOST	WINNING	LAST 10	STRENGTH OF		OPP. STRENGTH	TEAM	ADJ	CONF.	ADJ CONF.
Average RPI Loss: 58		RECORD	PCT. RANK	GAMES	SCHEDULE		OF SCHEDULE	RPI	RPI	RPI	RPI
DIV. I ONLY		28-25-0	.5283	125	4-6-0		72	61	80	.54402	70
DIV. I NON-CONF.		16-16-0	.5	140	1-0-0		26	36	68	.55715	56
TOTALS		RPI 1-25	RPI 26-50		W-L RECORDS		RPI 51-100		RPI 101-150		RPI 150+
28-25-0		1-8-0	1-4-0		OVERALL		6-7-0		8-6-0		12-0-0
12-4-0		1-0-0	0-0-0		HOME		4-3-0		2-1-0		5-0-0
8-12-0		0-4-0	0-0-0		AWAY		0-3-0		5-5-0		3-0-0
8-9-0		0-4-0	1-4-0		NEUTRAL		2-1-0		1-0-0		4-0-0
16-16-0		1-8-0	1-4-0		NON-CONFERENCE		4-3-0		1-1-0		9-0-0
5-2-0		1-0-0	0-0-0		HOME		2-2-0		0-0-0		2-0-0
3-5-0		0-4-0	0-0-		AWAY		0-0-0		0-1-0		3-0-0
8-9-0		0-4-0	1-4-0		NEUTRAL		2-1-0		1-0-0		4-0-0
12-9-0		0-0-0	0-0-0		CONFERENCE		2-4-0		7-5-0		3-0-0
7-2-0		0-0-0	0-0-0		HOME		2-1-0		2-1-0		3-0-0
5-7-0		0-0-0	0-0-0		AWAY		0-3-0		5-4-0		0-0-0
0-0-0		0-0-0	0-0-0		NEUTRAL		0-0-0		0-0-0		0-0-0
RPI S	Opponent	Score	RPI S	Opponent	Score	RPI S	Opponent	Score	RPI S	Opponent	Score
1 N	Oklahoma	0 9	31 N	Minnesota	2 4	51 N	FGCU	5 8	108 H	UC Santa Barbara	3 5
12 N	Arizona St.	4 5	31 N	Minnesota	0 1	51 N	FGCU	10 6	108 H	UC Santa Barbara	6 5
13 N	Washington	4 6	37 N	Virginia Tech	1 5	54 A	Cal St. Fullerton	3 5	108 H	UC Santa Barbara	3 2
17 A	California	2 7	44 N	DePaul	5 6	54 A	Cal St. Fullerton	2 5	110 A	Fresno St.	0 1
18 A	Stanford	0 2	45 N	North Carolina St.	6 3	54 A	Cal St. Fullerton	2 3	119 A	Cal Poly	7 0
18 H	Stanford	9 6				58 H	Long Beach St.	5 4	119 A	Cal Poly	0 3
23 N	Hofstra	0 4				58 H	Long Beach St.	6 5	119 A	Cal Poly	3 1
25 A	Baylor	0 3				58 H	Long Beach St.	6 7	121 A	UC Davis	6 0
25 A	Baylor	1 10				59 H	San Jose St.	2 4	121 A	UC Davis	5 4
						59 H	San Jose St.	3 2	121 A	UC Davis	0 1
						90 N	Fordham	6 5	139 A	Cal St. Northridge	1 3
						99 H	Nevada	3 2	139 A	Cal St. Northridge	4 5
						99 H	Nevada	0 1	139 A	Cal St. Northridge	5 1
									149 N	Indiana	9 3
									171 N	Massachusetts	9 0
									190 H	St. John's (NY)	7 2
									191 A	Sacramento St.	3 0
									215 H	UC Riverside	6 4
									215 H	UC Riverside	6 2
									215 H	UC Riverside	6 1
									227 N	A&M-Corpus Christi	11 2
									231 N	Northern Colo.	10 4
									231 N	Northern Colo.	8 0
									241 H	Southern Utah	2 1
									257 A	Santa Clara	6 0
									257 A	Santa Clara	8 1
LAST 10 GAMES			LAST 10 GAMES			LAST 10 GAMES			LAST 10 GAMES		
54 A	Cal St. Fullerton	2 5	139 A	Cal St. Northridge	1 3	54 A	Cal St. Fullerton	2 3	139 A	Cal St. Northridge	4 5
54 A	Cal St. Fullerton	2 3	139 A	Cal St. Northridge	4 5	121 A	UC Davis	6 0	58 H	Long Beach St.	6 5
54 A	Cal St. Fullerton	3 5	121 A	UC Davis	6 0	58 H	Long Beach St.	6 5	58 H	Long Beach St.	6 7
18 H	Stanford	9 6	58 H	Long Beach St.	6 5						
139 A	Cal St. Northridge	5 1	58 H	Long Beach St.	6 7						

Non-Div. I Games:

Pacific



[illegible]

**Non-Div. I Games:**

Jacksonville



Average RPI Win: 164		WON-LOST RECORD		WINNING PCT. RANK		LAST 10 GAMES		STRENGTH OF SCHEDULE		OPP. STRENGTH OF SCHEDULE		TEAM RPI		ADJ RPI		CONF. RPI		ADJ CONF. RPI	
DIV. I ONLY		25-31-0		.44643 177		4-6-0		24		30		69		.54383 72		1		1	
DIV. I NON-CONF.		22-9-0		.70968 45		3-0-0		166		129		64		.55015 68		1		2	
TOTALS		RPI 1-25		RPI 26-50		W-L RECORDS		RPI 51-100		RPI 101-150		RPI 150+							
25-31-0		2-18-0		0-7-0		OVERALL		4-5-0		3-0-0		16-1-0							
14-13-0		1-12-0		0-0-0		HOME		3-0-0		0-0-0		10-1-0							
3-15-0		1-5-0		0-6-0		AWAY		1-4-0		0-0-0		1-0-0							
8-3-0		0-1-0		0-1-0		NEUTRAL		0-1-0		3-0-0		5-0-0							
22-9-0		0-4-0		0-1-0		NON-CONFERENCE		3-3-0		3-0-0		16-1-0							
13-1-0		0-0-0		0-0-0		HOME		3-0-0		0-0-0		10-1-0							
1-5-0		0-3-0		0-0-		AWAY		0-2-0		0-0-0		1-0-0							
8-3-0		0-1-0		0-1-0		NEUTRAL		0-1-0		3-0-0		5-0-0							
3-22-0		2-14-0		0-6-0		CONFERENCE		1-2-0		0-0-0		0-0-0							
1-12-0		1-12-0		0-0-0		HOME		0-0-0		0-0-0		0-0-0							
2-10-0		1-2-0		0-6-0		AWAY		1-2-0		0-0-0		0-0-0							
0-0-0		0-0-0		0-0-0		NEUTRAL		0-0-0		0-0-0		0-0-0							
RPI	S	Opponent		Score		RPI	S	Opponent		Score		RPI	S	Opponent		Score			
2	H	Florida		1 4		30	A	Georgia		5 14		66	A	Auburn		1 2			
2	H	Florida		0 8		30	A	Georgia		4 12		66	A	Auburn		0 9			
2	H	Florida		7 8		30	A	Georgia		0 6		66	A	Auburn		11 9			
5	H	LSU		1 9		32	A	Mississippi St.		0 8		75	H	McNeese St.		9 8			
8	A	Kentucky		2 5		32	A	Mississippi St.		5 6		76	A	UCF		3 4			
8	A	Kentucky		2 5		32	A	Mississippi St.		1 5		86	A	UT Martin		0 1			
8	A	Kentucky		3 1		38	N	UAB		3 5		86	H	UT Martin		9 8			
9	H	Tennessee		1 9								87	N	Central Ark.		2 4			
9	H	Tennessee		5 15								88	H	Drake		2 1			
9	H	Tennessee		4 12															
10	H	Missouri		0 11															
10	H	Missouri		1 6															
10	H	Missouri		0 12															
13	N	Washington		2 10															
15	A	South Ala.		2 4															
16	H	Texas A&M		1 5															
16	H	Texas A&M		8 4															
16	H	Texas A&M		4 8															
22	A	Hawaii		0 2															
22	A	Hawaii		0 2															
						LAST 10 GAMES													
						275	H	Alcorn		10 1		9	H	Tennessee		1 9			
						275	H	Alcorn		8 0		9	H	Tennessee		5 15			
						16	H	Texas A&M		1 5		9	H	Tennessee		4 12			
						16	H	Texas A&M		4 8		153	H	La.-Monroe		8 0			
						16	H	Texas A&M		8 4		32	A	Mississippi St.		0 8			

Non-Div. I Games:

Ole Miss



Average RPI Win:	171	WON-LOST RECORD	WINNING PCT. RANK	LAST 10 GAMES	STRENGTH OF SCHEDULE	OPP. STRENGTH OF SCHEDULE	TEAM RPI	ADJ RPI	CONF. RPI	ADJ CONF. RPI		
DIV. I ONLY		37-12-0	.7551	22	8-2-0	233	150	74	.54323	73	13	13
DIV. I NON-CONF.		19-5-0	.79167	25	0-0-0	274	196	94	.53066	89	14	14
<hr/>												
TOTALS	RPI 1-25	RPI 26-50		W-L RECORDS		RPI 51-100		RPI 101-150		RPI 150+		
37-12-0	0-0-0	2-0-0		OVERALL		5-4-0		7-4-0		23-4-0		
16-6-0	0-0-0	0-0-0		HOME		4-2-0		2-1-0		10-3-0		
14-4-0	0-0-0	1-0-0		AWAY		0-2-0		4-1-0		9-0-0		
7-2-0	0-0-0	1-0-0		NEUTRAL		1-0-0		1-2-0		4-0-0		
19-5-0	0-0-0	2-0-0		NON-CONFERENCE		1-0-0		1-2-0		15-3-0		
5-2-0	0-0-0	0-0-0		HOME		0-0-0		0-0-0		5-2-0		
7-1-0	0-0-0	1-0-		AWAY		0-0-0		0-0-0		6-1-0		
7-2-0	0-0-0	1-0-0		NEUTRAL		1-0-0		1-2-0		4-0-0		
18-7-0	0-0-0	0-0-0		CONFERENCE		4-4-0		6-2-0		8-1-0		
11-4-0	0-0-0	0-0-0		HOME		4-2-0		2-1-0		5-1-0		
7-3-0	0-0-0	0-0-0		AWAY		0-2-0		4-1-0		3-0-0		
0-0-0	0-0-0	0-0-0		NEUTRAL		0-0-0		0-0-0		0-0-0		
RPI	S	Opponent	Score	RPI	S	Opponent	Score	RPI	S	Opponent	Score	
				28	N	Western Ky.	5 3	57	N	Lipscomb	2 1	
				32	A	Mississippi St.	10 5	108	N	UC Santa Barbara	0 5	
								125	N	Murray St.	4 5	
								67	H	Sam Houston St.	2 8	
								125	N	Murray St.	3 2	
								67	H	Sam Houston St.	5 4	
								138	H	Lamar	3 5	
								75	A	McNeese St.	0 1	
								138	H	Lamar	8 2	
								75	A	McNeese St.	2 5	
								138	H	Lamar	9 1	
								87	H	Central Ark.	1 0	
								145	A	Southeastern La.	4 1	
								87	H	Central Ark.	4 8	
								145	A	Southeastern La.	2 3	
								87	H	Central Ark.	1 0	
								146	A	Stephen F. Austin	6 1	
								146	A	Stephen F. Austin	3 1	
								146	A	Stephen F. Austin	12 0	
								153	H	La.-Monroe	4 2	
								159	A	Louisiana Tech	0 8	
								159	H	Louisiana Tech	0 5	
								159	H	Louisiana Tech	3 4	
								159	H	Louisiana Tech	6 0	
								159	N	Louisiana Tech	6 4	
								159	N	Louisiana Tech	11 3	
								174	H	Nicholls St.	4 3	
								174	H	Nicholls St.	5 2	
								174	H	Nicholls St.	4 6	
				LAST 10 GAMES				176	A	Southern Miss.	10 5	
				67	H	Sam Houston St.	5 4	176	A	Southern Miss.	3 2	
				67	H	Sam Houston St.	5 4	198	H	Houston Baptist	6 1	
				67	H	Sam Houston St.	2 8	198	H	Houston Baptist	2 0	
				145	A	Southeastern La.	2 3	198	H	Houston Baptist	4 0	
				145	A	Southeastern La.	4 1	198	H	Houston Baptist	4 0	
								222	A	Jackson St.	5 2	

Non-Div. I Games:

Northwestern St.



RPI	S	Opponent	Score	
222	H	Jackson St.	3	0
227	A	A&M-Corpus Christi	9	0
227	A	A&M-Corpus Christi	5	1
227	A	A&M-Corpus Christi	5	2
232	N	Southeast Mo. St.	8	0
252	N	Mississippi Val.	6	0
275	A	Alcorn	8	0
275	A	Alcorn	12	1
275	H	Alcorn	10	3
275	H	Alcorn	8	0
284	A	Southern U.	8	0

Northwestern St.

N  
o  
r  
t  
h  
w  
e  
s  
t  
e  
r  
n  
s  
t  
.

N  
o  
r  
t  
h  
w  
e  
s  
t  
e  
r  
n  
s  
t  
.







Average RPI Win: 178		WON-LOST	WINNING	LAST 10	STRENGTH OF		OPP. STRENGTH	TEAM	ADJ		CONF.	ADJ CONF.
Average RPI Loss: 85		RECORD	PCT. RANK	GAMES	SCHEDULE		OF SCHEDULE	RPI	RPI		RPI	RPI
DIV. I ONLY		38-13-0	.7451	27	7-3-0		227	116	72		.54187	75
DIV. I NON-CONF.		19-8-0	.7037	49	0-1-0		265	134	114		.5163	114
TOTALS		RPI 1-25	RPI 26-50		W-L RECORDS		RPI 51-100		RPI 101-150		RPI 150+	
38-13-0		0-3-0	0-0-0		OVERALL		8-6-0		7-2-0		23-2-0	
19-5-0		0-2-0	0-0-0		HOME		2-0-0		7-2-0		10-1-0	
10-8-0		0-1-0	0-0-0		AWAY		4-6-0		0-0-0		6-1-0	
9-0-0		0-0-0	0-0-0		NEUTRAL		2-0-0		0-0-0		7-0-0	
19-8-0		0-3-0	0-0-0		NON-CONFERENCE		4-3-0		0-0-0		15-2-0	
7-3-0		0-2-0	0-0-0		HOME		0-0-0		0-0-0		7-1-0	
3-5-0		0-1-0	0-0-		AWAY		2-3-0		0-0-0		1-1-0	
9-0-0		0-0-0	0-0-0		NEUTRAL		2-0-0		0-0-0		7-0-0	
19-5-0		0-0-0	0-0-0		CONFERENCE		4-3-0		7-2-0		8-0-0	
12-2-0		0-0-0	0-0-0		HOME		2-0-0		7-2-0		3-0-0	
7-3-0		0-0-0	0-0-0		AWAY		2-3-0		0-0-0		5-0-0	
0-0-0		0-0-0	0-0-0		NEUTRAL		0-0-0		0-0-0		0-0-0	
RPI S	Opponent	Score	RPI S	Opponent	Score	RPI S	Opponent	Score	RPI S	Opponent	Score	
5 H	LSU	1 7				54 A	Cal St. Fullerton	0 1	138 H	Lamar	5 0	
19 A	UCLA	4 5				54 A	Cal St. Fullerton	5 1	138 H	Lamar	6 1	
20 H	La.-Lafayette	1 5				56 A	Texas Tech	1 0	138 H	Lamar	4 3	
						56 A	Texas Tech	2 3	145 H	Southeastern La.	4 2	
						67 A	Sam Houston St.	10 0	145 H	Southeastern La.	5 3	
						67 A	Sam Houston St.	3 4	145 H	Southeastern La.	3 5	
						67 A	Sam Houston St.	3 9	146 H	Stephen F. Austin	4 0	
						72 A	Ole Miss	8 9	146 H	Stephen F. Austin	5 4	
						73 H	Northwestern St.	5 2	146 H	Stephen F. Austin	0 2	
						73 H	Northwestern St.	1 0	153 H	La.-Monroe	1 0	
						86 N	UT Martin	7 2	159 H	Louisiana Tech	0 2	
						87 A	Central Ark.	8 0	174 A	Nicholls St.	2 0	
						87 A	Central Ark.	3 4	174 A	Nicholls St.	5 2	
						88 N	Drake	5 1	198 A	Houston Baptist	6 5	
									198 A	Houston Baptist	5 3	
									198 A	Houston Baptist	2 0	
									200 N	CSU Bakersfield	4 2	
									202 A	San Diego	3 1	
									202 A	San Diego	0 2	
									218 N	Middle Tenn.	6 3	
									222 N	Jackson St.	8 4	
									224 N	Wright St.	2 1	
									227 H	A&M-Corpus Christi	4 1	
									227 H	A&M-Corpus Christi	4 2	
									227 H	A&M-Corpus Christi	5 1	
									231 N	Northern Colo.	9 7	
									231 N	Northern Colo.	12 3	
			LAST 10 GAMES									
						174 A	Nicholls St.	5 2	138 H	Lamar	5 0	
						174 A	Nicholls St.	2 0	138 H	Lamar	4 3	
						67 A	Sam Houston St.	3 4	138 H	Lamar	6 1	
						67 A	Sam Houston St.	10 0	5 H	LSU	1 7	
						67 A	Sam Houston St.	3 9	198 A	Houston Baptist	5 3	

Non-Div. I Games:

McNeese St.



RPI	S	Opponent	Score	
246	H	Bucknell	9	2
246	H	Bucknell	8	0
252	N	Mississippi Val.	7	2
275	H	Alcorn	13	0
275	H	Alcorn	9	1
284	H	Southern U.	7	1
284	H	Southern U.	9	0

McNeese St.

M  
c  
N  
e  
e  
s  
e  
s  
t  
.

M  
c  
N  
e  
e  
s  
e  
s  
t  
.



U  
C  
F

UCF







Average RPI Win: 203		WON-LOST RECORD		WINNING PCT. RANK		LAST 10 GAMES		STRENGTH OF SCHEDULE		OPP. STRENGTH OF SCHEDULE		TEAM RPI		ADJ RPI		CONF. RPI		ADJ CONF. RPI					
DIV. I ONLY		36-7-0		.83721		6		8-2-0		271		162		71		.54089		78		18		18	
DIV. I NON-CONF.		22-4-0		.84615		15		0-0-0		257		146		56		.55487		60		21		21	
TOTALS		RPI 1-25		RPI 26-50		W-L RECORDS		RPI 51-100		RPI 101-150		RPI 150+											
36-7-0		0-3-0		0-1-0		OVERALL		2-0-0		5-0-0		29-3-0											
9-1-0		0-0-0		0-0-0		HOME		0-0-0		0-0-0		9-1-0											
11-4-0		0-2-0		0-0-0		AWAY		1-0-0		3-0-0		7-2-0											
16-2-0		0-1-0		0-1-0		NEUTRAL		1-0-0		2-0-0		13-0-0											
22-4-0		0-3-0		0-1-0		NON-CONFERENCE		2-0-0		3-0-0		17-0-0											
1-0-0		0-0-0		0-0-0		HOME		0-0-0		0-0-0		1-0-0											
5-2-0		0-2-0		0-0-		AWAY		1-0-0		1-0-0		3-0-0											
16-2-0		0-1-0		0-1-0		NEUTRAL		1-0-0		2-0-0		13-0-0											
14-3-0		0-0-0		0-0-0		CONFERENCE		0-0-0		2-0-0		12-3-0											
8-1-0		0-0-0		0-0-0		HOME		0-0-0		0-0-0		8-1-0											
6-2-0		0-0-0		0-0-0		AWAY		0-0-0		2-0-0		4-2-0											
0-0-0		0-0-0		0-0-0		NEUTRAL		0-0-0		0-0-0		0-0-0											
RPI	S	Opponent		Score		RPI	S	Opponent		Score		RPI	S	Opponent		Score							
11	A	Nebraska		2	3	33	N	Iowa		1	2	55	N	Oklahoma St.		1	0						
11	A	Nebraska		0	4							79	A	North Texas		4	3						
13	N	Washington		2	10									Colorado St.		3	2						
														Saint Louis		9	0						
														South Dakota		1	0						
														South Dakota		6	3						
														Indiana		5	0						
														Dayton		9	2						
														Dayton		4	0						
														Bradley		10	6						
														Western Ill.		3	4						
														Western Ill.		6	4						
														Western Ill.		4	0						
														Evansville		6	5						
														Evansville		3	2						
														Evansville		9	1						
														UMKC		2	1						
														UMKC		0	3						
														UMKC		2	1						
														Jackson St.		5	0						
														IUPUI		4	0						
														IUPUI		3	0						
														IUPUI		5	2						
														UNC Wilmington		6	2						
														Tennessee St.		11	0						
														South Dakota St.		4	1						
														South Dakota St.		1	0						
														South Dakota St.		3	0						
														Mississippi Val.		2	0						
				LAST 10 GAMES																			
				263	A	Oakland	4	0	168	H	Western Ill.	6	4	243	A	Tennessee St.	11	0					
				263	A	Oakland	1	2	137	A	South Dakota	1	0	251	H	South Dakota St.	4	1					
				263	A	Oakland	1	0	137	A	South Dakota	6	3	251	H	South Dakota St.	1	0					
				168	H	Western Ill.	3	4	226	H	IUPUI	3	0	251	H	South Dakota St.	3	0					
				168	H	Western Ill.	4	0	226	H	IUPUI	4	0	252	N	Mississippi Val.	2	0					

Non-Div. I Games:

Neb. Omaha



RPI	S	Opponent	Score	
261	H	Iona	7	0
261	N	Iona	16	0
263	A	Oakland	1	2
263	A	Oakland	4	0
263	A	Oakland	1	0
264	N	Alabama St.	6	1
270	N	Brown	9	3
270	N	Brown	13	0
276	N	Detroit	5	2
276	N	Detroit	7	2

Neb. Omaha

N  
e  
b  
.  
O  
m  
a  
h  
a

N  
e  
b  
.  
O  
m  
a  
h  
a



Average RPI Win: 147		WON-LOST RECORD	WINNING PCT. RANK	LAST 10 GAMES	STRENGTH OF SCHEDULE	OPP. STRENGTH OF SCHEDULE	TEAM RPI	ADJ RPI	CONF. RPI	ADJ CONF. RPI				
Average RPI Loss: 56														
DIV. I ONLY		27-22-0	.55102	119	8-2-0	97	37	78	.54035	79	6	6		
DIV. I NON-CONF.		15-13-0	.53571	121	2-2-0	89	26	80	.53888	76	6	6		
<hr/>														
TOTALS		RPI 1-25		RPI 26-50		W-L RECORDS		RPI 51-100		RPI 101-150		RPI 150+		
27-22-0		1-11-0		1-2-0		OVERALL		3-4-0		7-5-0		15-0-0		
9-10-0		1-5-0		0-1-0		HOME		1-3-0		3-1-0		4-0-0		
11-9-0		0-4-0		1-1-0		AWAY		1-0-0		3-3-0		6-0-0		
7-3-0		0-2-0		0-0-0		NEUTRAL		1-1-0		1-0-0		5-0-0		
15-13-0		1-6-0		0-1-0		NON-CONFERENCE		2-3-0		3-3-0		9-0-0		
3-5-0		1-2-0		0-1-0		HOME		0-2-0		1-0-0		1-0-0		
5-5-0		0-2-0		0-0-		AWAY		1-0-0		1-3-0		3-0-0		
7-3-0		0-2-0		0-0-0		NEUTRAL		1-1-0		1-0-0		5-0-0		
12-9-0		0-5-0		1-1-0		CONFERENCE		1-1-0		4-2-0		6-0-0		
6-5-0		0-3-0		0-0-0		HOME		1-1-0		2-1-0		3-0-0		
6-4-0		0-2-0		1-1-0		AWAY		0-0-0		2-1-0		3-0-0		
0-0-0		0-0-0		0-0-0		NEUTRAL		0-0-0		0-0-0		0-0-0		
RPI	S	Opponent	Score		RPI	S	Opponent	Score		RPI	S	Opponent	Score	
1	H	Oklahoma	1	12	28	A	Western Ky.	8	1	55	A	Oklahoma St.	4	3
3	A	Texas	4	5	28	A	Western Ky.	3	4	55	H	Oklahoma St.	0	8
3	A	Texas	1	9	33	H	Iowa	1	4	56	N	Texas Tech	5	3
15	A	South Ala.	2	3						77	H	FIU	0	1
15	A	South Ala.	1	12						77	H	FIU	2	1
20	H	La.-Lafayette	0	5						78	H	Neb. Omaha	3	4
20	H	La.-Lafayette	2	8						100	N	Purdue	2	6
20	H	La.-Lafayette	0	10										
25	H	Baylor	1	2										
25	H	Baylor	5	3										
25	N	Baylor	3	8										
25	N	Baylor	3	9										
					LAST 10 GAMES									
					146	A	Stephen F. Austin	2	1	140	A	Texas-Arlington	1	2
					140	H	Texas-Arlington	8	7	1	H	Oklahoma	1	12
					153	H	La.-Monroe	8	0	218	A	Middle Tenn.	10	2
					153	H	La.-Monroe	8	0	218	A	Middle Tenn.	3	2
					153	H	La.-Monroe	8	7	227	N	A&M-Corpus Christi	11	3
										227	N	A&M-Corpus Christi	7	3
										227	N	A&M-Corpus Christi	9	1

Non-Div. I Games:

North Texas



[illegible]

**Non-Div. I Games:**

New Mexico St.



RPI	S	Opponent	Score	
192	H	UMKC	10	1
205	H	Seattle	9	7
205	H	Seattle	8	0
205	H	Seattle	2	0
229	A	UTEP	5	4
229	H	UTEP	7	1
247	A	Utah St.	17	6
247	A	Utah St.	3	0
247	A	Utah St.	5	2
248	H	Siena	8	5
248	H	Siena	10	5
267	N	Weber St.	4	0
267	N	Weber St.	2	0

New Mexico St.

N  
e  
w  
M  
e  
x  
i  
c  
o  
s  
t  
.

N  
e  
w  
M  
e  
x  
i  
c  
o  
s  
t  
.



Average RPI Win: 191		WON-LOST	WINNING	LAST 10	STRENGTH OF		OPP. STRENGTH	TEAM	ADJ		CONF.	ADJ CONF.
Average RPI Loss: 114		RECORD	PCT. RANK	GAMES	SCHEDULE		OF SCHEDULE	RPI	RPI		RPI	RPI
DIV. I ONLY		36-17-0	.67925	48	4-6-0		181	169	84		.53657	81
DIV. I NON-CONF.		20-9-0	.68966	55	1-3-0		133	161	60		.55567	59
TOTALS		RPI 1-25	RPI 26-50		W-L RECORDS		RPI 51-100		RPI 101-150		RPI 150+	
36-17-0		0-4-0	2-0-0		OVERALL		2-3-0		4-4-0		28-6-0	
10-7-0		0-0-0	0-0-0		HOME		0-3-0		1-1-0		9-3-0	
21-7-0		0-3-0	2-0-0		AWAY		0-0-0		2-2-0		17-1-0	
5-3-0		0-1-0	0-0-0		NEUTRAL		2-0-0		1-0-0		2-2-0	
20-9-0		0-4-0	2-0-0		NON-CONFERENCE		2-0-0		2-3-0		14-2-0	
5-1-0		0-0-0	0-0-0		HOME		0-0-0		1-1-0		4-0-0	
10-5-0		0-3-0	2-0-		AWAY		0-0-0		0-2-0		8-0-0	
5-3-0		0-1-0	0-0-0		NEUTRAL		2-0-0		1-0-0		2-2-0	
16-8-0		0-0-0	0-0-0		CONFERENCE		0-3-0		2-1-0		14-4-0	
5-6-0		0-0-0	0-0-0		HOME		0-3-0		0-0-0		5-3-0	
11-2-0		0-0-0	0-0-0		AWAY		0-0-0		2-1-0		9-1-0	
0-0-0		0-0-0	0-0-0		NEUTRAL		0-0-0		0-0-0		0-0-0	
RPI S	Opponent	Score	RPI S	Opponent	Score	RPI S	Opponent	Score	RPI S	Opponent	Score	
2 A	Florida	5 9	37 A	Virginia Tech	6 5	74 N	Syracuse	10 0	105 A	Virginia	3 5	
2 A	Florida	0 8	37 A	Virginia Tech	5 4	93 N	Monmouth	8 4	105 A	Virginia	7 8	
2 A	Florida	1 5				95 H	Coastal Caro.	5 6	114 A	Campbell	6 7	
14 N	Louisville	1 9				95 H	Coastal Caro.	0 3	114 A	Campbell	7 2	
						95 H	Coastal Caro.	5 11	114 A	Campbell	6 5	
									127 N	Penn St.	9 8	
									144 H	Stony Brook	2 3	
									144 H	Stony Brook	3 0	
									157 A	Winthrop	13 3	
									157 A	Winthrop	17 5	
									157 A	Winthrop	10 12	
									177 N	Fairfield	2 3	
									187 A	Elon	6 4	
									187 A	Elon	8 1	
									197 A	Radford	12 3	
									197 A	Radford	9 1	
									197 H	Radford	8 4	
									199 N	Cornell	8 0	
									199 N	Cornell	8 1	
									207 H	Presbyterian	4 2	
									207 H	Presbyterian	2 4	
									207 H	Presbyterian	2 6	
									208 N	Boston College	2 5	
									214 A	Liberty	14 6	
									214 A	Liberty	9 2	
									214 H	Liberty	7 8	
									217 A	George Mason	4 1	
			LAST 10 GAMES									
			114 A	Campbell	7 2	207 H	Presbyterian	2 4				
			114 A	Campbell	6 7	2 A	Florida	0 8				
			114 A	Campbell	6 5	2 A	Florida	1 5				
			207 H	Presbyterian	4 2	2 A	Florida	5 9				
			207 H	Presbyterian	2 6	37 A	Virginia Tech	6 5				

Non-Div. I Games:

Longwood



RPI	S	Opponent	Score	
217	A	George Mason	10	2
228	H	Gardner-Webb	10	4
228	H	Gardner-Webb	8	0
228	H	Gardner-Webb	9	0
234	A	Charleston So.	12	2
234	A	Charleston So.	9	3
234	A	Charleston So.	8	0
237	A	Norfolk St.	19	7
237	A	Norfolk St.	2	0
244	H	Saint Francis (PA)	10	0
244	H	Saint Francis (PA)	20	4
246	H	Bucknell	9	1
246	H	Bucknell	7	0
282	A	N.C. Central	5	0
282	A	N.C. Central	5	2

Longwood

L  
o  
n  
g  
w  
o  
o  
d

L  
o  
n  
g  
w  
o  
o  
d



C  
r  
e  
i  
g  
h  
t  
o  
n

Creighton



RPI	S	Opponent	Score
233	A	Indiana St.	16 5
233	A	Indiana St.	3 1
233	A	Indiana St.	9 1
244	N	Saint Francis (PA)	2 0
250	N	Youngstown St.	6 2
260	N	North Dakota	9 0
266	N	Ark.-Pine Bluff	16 2
287	N	Grambling	10 0

Creighton



Average RPI Win:		136	WON-LOST RECORD		WINNING PCT. RANK	LAST 10 GAMES	STRENGTH OF SCHEDULE		OPP. STRENGTH OF SCHEDULE	TEAM RPI	ADJ RPI	CONF. RPI	ADJ CONF. RPI
Average RPI Loss:		57											
DIV. I ONLY		25-29-0			.46296 158	5-5-0	41		43	81	.53601 83	5	5
DIV. I NON-CONF.		15-19-0			.44118 171	1-1-0	33		44	90	.53033 91	5	5
TOTALS		RPI 1-25	RPI 26-50		W-L RECORDS		RPI 51-100		RPI 101-150		RPI 150+		
25-29-0		0-8-0	4-10-0		OVERALL		6-6-0		2-3-0		13-2-0		
13-10-0		0-2-0	2-2-0		HOME		4-3-0		0-2-0		7-1-0		
10-11-0		0-2-0	2-5-0		AWAY		1-2-0		2-1-0		5-1-0		
2-8-0		0-4-0	0-3-0		NEUTRAL		1-1-0		0-0-0		1-0-0		
15-19-0		0-6-0	0-5-0		NON-CONFERENCE		5-4-0		0-2-0		10-2-0		
10-5-0		0-0-0	0-1-0		HOME		3-1-0		0-2-0		7-1-0		
3-6-0		0-2-0	0-0-		AWAY		1-2-0		0-0-0		2-1-0		
2-8-0		0-4-0	0-3-0		NEUTRAL		1-1-0		0-0-0		1-0-0		
10-10-0		0-2-0	4-5-0		CONFERENCE		1-2-0		2-1-0		3-0-0		
3-5-0		0-2-0	2-1-0		HOME		1-2-0		0-0-0		0-0-0		
7-5-0		0-0-0	2-4-0		AWAY		0-0-0		2-1-0		3-0-0		
0-0-0		0-0-0	0-0-0		NEUTRAL		0-0-0		0-0-0		0-0-0		
RPI S	Opponent	Score	RPI S	Opponent	Score	RPI S	Opponent	Score	RPI S	Opponent	Score		
2 N	Florida	3 5	30 A	Georgia	1 20	53 A	Kennesaw St.	17 3	105 A	Virginia	5 2		
7 N	Michigan	1 6	30 H	Georgia	1 14	53 H	Kennesaw St.	8 9	105 A	Virginia	7 3		
10 A	Missouri	0 8	35 N	Oregon St.	1 9	63 N	Illinois	1 0	105 A	Virginia	2 4		
10 A	Missouri	0 16	37 A	Virginia Tech	10 4	69 A	SIU Edwardsville	0 1	149 H	Indiana	1 4		
14 N	Louisville	3 6	37 A	Virginia Tech	2 10	69 A	SIU Edwardsville	1 2	149 H	Indiana	2 10		
17 N	California	0 8	37 A	Virginia Tech	2 7	89 H	Maryland	5 14	160 A	Mercer	1 9		
21 H	Florida St.	0 8	39 A	North Carolina	8 5	89 H	Maryland	5 4	160 H	Mercer	9 10		
21 H	Florida St.	1 4	39 A	North Carolina	6 11	89 H	Maryland	6 8	163 A	Jacksonville St.	9 7		
			39 A	North Carolina	1 7	90 N	Fordham	10 11	165 N	Temple	17 8		
			41 N	Northwestern	2 3	95 H	Coastal Caro.	11 3	173 H	Missouri St.	8 7		
			42 N	Notre Dame	2 6	95 H	Coastal Caro.	2 1	176 H	Southern Miss.	7 1		
			45 H	North Carolina St.	7 2	97 H	Marshall	7 6	176 H	Southern Miss.	4 0		
			45 H	North Carolina St.	7 5				196 H	Butler	24 4		
			45 H	North Carolina St.	4 12				201 H	Eastern Mich.	12 0		
									208 A	Boston College	12 3		
									208 A	Boston College	10 5		
									208 A	Boston College	12 3		
									212 H	Miami (OH)	10 8		
									212 H	Miami (OH)	6 4		
									232 A	Southeast Mo. St.	9 4		
LAST 10 GAMES													
			208 A	Boston College	12 3	53 H	Kennesaw St.	8 9					
			208 A	Boston College	12 3	39 A	North Carolina	6 11					
			208 A	Boston College	10 5	39 A	North Carolina	1 7					
			21 H	Florida St.	1 4	39 A	North Carolina	8 5					
			21 H	Florida St.	0 8	176 H	Southern Miss.	4 0					

Non-Div. I Games:

Georgia Tech



Average RPI Win:		143	WON-LOST RECORD		WINNING PCT. RANK		LAST 10 GAMES		STRENGTH OF SCHEDULE		OPP. STRENGTH OF SCHEDULE		TEAM RPI		ADJ RPI		CONF. RPI		ADJ CONF. RPI	
DIV. I ONLY			28-27-0		.50909 135		6-4-0		62		80		87		.53595 84		14		14	
DIV. I NON-CONF.			14-18-0		.4375 174		0-0-0		25		17		84		.53855 77		15		15	
TOTALS		RPI 1-25		RPI 26-50		W-L RECORDS		RPI 51-100		RPI 101-150		RPI 150+								
28-27-0		0-5-0		1-8-0		OVERALL		6-3-0		6-7-0		15-4-0								
17-8-0		0-0-0		0-1-0		HOME		5-3-0		3-3-0		9-1-0								
8-11-0		0-4-0		1-2-0		AWAY		1-0-0		2-3-0		4-2-0								
3-8-0		0-1-0		0-5-0		NEUTRAL		0-0-0		1-1-0		2-1-0								
14-18-0		0-5-0		1-8-0		NON-CONFERENCE		4-2-0		1-1-0		8-2-0								
9-4-0		0-0-0		0-1-0		HOME		3-2-0		0-0-0		6-1-0								
2-6-0		0-4-0		1-0-		AWAY		1-0-0		0-0-0		0-0-0								
3-8-0		0-1-0		0-5-0		NEUTRAL		0-0-0		1-1-0		2-1-0								
14-9-0		0-0-0		0-0-0		CONFERENCE		2-1-0		5-6-0		7-2-0								
8-4-0		0-0-0		0-0-0		HOME		2-1-0		3-3-0		3-0-0								
6-5-0		0-0-0		0-0-0		AWAY		0-0-0		2-3-0		4-2-0								
0-0-0		0-0-0		0-0-0		NEUTRAL		0-0-0		0-0-0		0-0-0								
RPI	S	Opponent		Score		RPI	S	Opponent		Score		RPI	S	Opponent		Score				
5	A	LSU		2	3	26	N	Wisconsin		0	3	51	A	FGCU		4	2			
5	A	LSU		0	8	26	N	Wisconsin		0	4	53	H	Kennesaw St.		2	6			
6	N	Alabama		1	2	26	N	Wisconsin		4	6	71	H	Jacksonville		5	3			
21	A	Florida St.		0	4	30	A	Georgia		3	6	71	H	Jacksonville		9	5			
21	A	Florida St.		3	12	31	N	Minnesota		0	5	77	H	FIU		3	2			
						31	N	Minnesota		1	7	77	H	FIU		0	2			
						40	H	South Carolina		2	7	90	H	Appalachian St.		3	0			
						49	A	Georgia St.		5	4	90	H	Appalachian St.		0	2			
						49	A	Georgia St.		0	8	90	H	Appalachian St.		1	0			
						LAST 10 GAMES														
						90	H	Appalachian St.		3	0	111	H	UNC Greensboro		1	2			
						90	H	Appalachian St.		0	2	211	A	Western Caro.		2	5			
						90	H	Appalachian St.		1	0	211	A	Western Caro.		4	0			
						111	H	UNC Greensboro		7	3	211	A	Western Caro.		2	7			
						111	H	UNC Greensboro		5	2	178	H	Samford		1	0			
												178	H	Samford		6	0			
												178	H	Samford		4	2			
												179	H	Tennessee Tech		1	0			
												184	N	Wichita St.		4	3			
												185	N	Boston U.		9	1			
												185	N	Boston U.		1	2			
												187	A	Elon		5	2			
												187	A	Elon		6	4			
												187	A	Elon		8	5			
												190	H	St. John's (NY)		3	4			
												190	H	St. John's (NY)		5	1			

Non-Div. I Games:

Ga. Southern



RPI	S	Opponent	Score	
203	H	Akron	6	4
211	A	Western Caro.	2	5
211	A	Western Caro.	4	0
211	A	Western Caro.	2	7
264	H	Alabama St.	6	2

Ga. Southern

G  
a  
.  
S  
o  
u  
t  
h  
e  
r  
n

G  
a  
.  
S  
o  
u  
t  
h  
e  
r  
n



Average RPI Win: 176		WON-LOST RECORD		WINNING PCT. RANK		LAST 10 GAMES		STRENGTH OF SCHEDULE		OPP. STRENGTH OF SCHEDULE		TEAM RPI		ADJ RPI		CONF. RPI		ADJ CONF. RPI										
DIV. I ONLY		30-20-0		.6 86		7-3-0		105		123		79		.53342 85		7		8										
DIV. I NON-CONF.		17-7-0		.70833 48		0-0-0		203		212		85		.53172 87		10		10										
TOTALS		RPI 1-25		RPI 26-50		W-L RECORDS		RPI 51-100		RPI 101-150		RPI 150+																
30-20-0		0-0-0		0-6-0		OVERALL		8-10-0		0-1-0		22-3-0																
25-11-0		0-0-0		0-2-0		HOME		4-6-0		0-0-0		21-3-0																
4-7-0		0-0-0		0-3-0		AWAY		4-4-0		0-0-0		0-0-0																
1-2-0		0-0-0		0-1-0		NEUTRAL		0-0-0		0-1-0		1-0-0																
17-7-0		0-0-0		0-3-0		NON-CONFERENCE		1-3-0		0-1-0		16-0-0																
16-5-0		0-0-0		0-2-0		HOME		1-3-0		0-0-0		15-0-0																
0-0-0		0-0-0		0-0-		AWAY		0-0-0		0-0-0		0-0-0																
1-2-0		0-0-0		0-1-0		NEUTRAL		0-0-0		0-1-0		1-0-0																
13-13-0		0-0-0		0-3-0		CONFERENCE		7-7-0		0-0-0		6-3-0																
9-6-0		0-0-0		0-0-0		HOME		3-3-0		0-0-0		6-3-0																
4-7-0		0-0-0		0-3-0		AWAY		4-4-0		0-0-0		0-0-0																
0-0-0		0-0-0		0-0-0		NEUTRAL		0-0-0		0-0-0		0-0-0																
RPI	S	Opponent		Score		RPI	S	Opponent		Score		RPI	S	Opponent		Score		RPI	S	Opponent		Score						
				40	H			South Carolina	7		15	51	A			FGCU	4		10	140	N			Texas-Arlington	0		1	
				40	H			South Carolina	4		14	51	A			FGCU	4		5	160	H			Mercer	4		12	
				40	N			South Carolina	3		8	51	A			FGCU	3		5	160	H			Mercer	4		8	
				47	A			USC Upstate	0		8	52	H			North Florida	0		1	160	H			Mercer	8		4	
				47	A			USC Upstate	0		3	52	H			North Florida	6		2	180	H			Fairleigh Dickinson	3		0	
				47	A			USC Upstate	4		6	52	H			North Florida	0		8	180	H			Fairleigh Dickinson	5		2	
												53	H			Kennesaw St.	8		11	189	H			Dartmouth	7		0	
												53	H			Kennesaw St.	8		0	194	H			East Tenn. St.	7		3	
												53	H			Kennesaw St.	4		2	194	H			East Tenn. St.	3		0	
												57	A			Lipscomb	3		7	194	H			East Tenn. St.	2		0	
												57	A			Lipscomb	4		3	195	H			Valparaiso	4		3	
												71	A			Jacksonville	3		1	195	H			Valparaiso	5		1	
												71	A			Jacksonville	5		1	199	H			Cornell	7		6	
												71	A			Jacksonville	3		1	199	H			Cornell	10		3	
												76	H			UCF	0		3	219	N			Buffalo	5		1	
												96	H			Michigan St.	1		4	223	H			Northern Ky.	2		1	
												96	H			Michigan St.	6		1	223	H			Northern Ky.	1		3	
												97	H			Marshall	4		6	223	H			Northern Ky.	8		0	
																				239	H			Florida A&M	11		0	
																				240	H			Bethune-Cookman	7		3	
																				240	H			Bethune-Cookman	3		2	
																				254	H			Colgate	6		3	
																				254	H			Colgate	8		7	
																				254	H			Colgate	10		2	
																				268	H			Niagara	8		0	
																				268	H			Niagara	4		1	
LAST 10 GAMES																												
				52	H			North Florida	0		1	194	H			East Tenn. St.	2		0	254	H			Colgate	8		7	
				57	A			Lipscomb	3		7	194	H			East Tenn. St.	3		0	254	H			Colgate	10		2	
				57	A			Lipscomb	4		3	52	H			North Florida	0		8	268	H			Niagara	8		0	
				71	A			Jacksonville	3		1	52	H			North Florida	6		2	268	H			Niagara	4		1	
				194	H			East Tenn. St.	7		3	53	H			Kennesaw St.	4		2									

Non-Div. I Games:

Stetson



U  
T  
M  
a  
r  
t  
i  
n

UT Martin



RPI	S	Opponent	Score	
232	A	Southeast Mo. St.	11	9
232	A	Southeast Mo. St.	14	5
235	N	Sacred Heart	1	0
243	A	Tennessee St.	13	0
243	A	Tennessee St.	2	4
244	N	Saint Francis (PA)	2	0
252	N	Mississippi Val.	5	1
258	N	Holy Cross	5	0
268	N	Niagara	6	1
276	N	Detroit	11	2

UT Martin



Average RPI Win: 161		WON-LOST	WINNING	LAST 10	STRENGTH OF		OPP. STRENGTH	TEAM	ADJ		CONF.	ADJ CONF.			
Average RPI Loss: 135		RECORD	PCT. RANK	GAMES	SCHEDULE		OF SCHEDULE	RPI	RPI		RPI	RPI			
DIV. I ONLY		33-19-0	.63462	72	6-4-0		147	151	88	.53288	87	13	13		
DIV. I NON-CONF.		19-8-0	.7037	49	0-1-0		164	184	70	.54874	71	14	14		
<hr/>															
TOTALS		RPI 1-25		RPI 26-50		W-L RECORDS		RPI 51-100		RPI 101-150		RPI 150+			
33-19-0		0-2-0		1-0-0		OVERALL		6-6-0		11-1-0		15-10-0			
20-2-0		0-0-0		1-0-0		HOME		3-1-0		10-1-0		6-0-0			
9-13-0		0-2-0		0-0-0		AWAY		2-5-0		0-0-0		7-3-0			
4-4-0		0-0-0		0-0-0		NEUTRAL		1-0-0		1-0-0		2-4-0			
19-8-0		0-2-0		1-0-0		NON-CONFERENCE		3-1-0		3-0-0		12-5-0			
11-0-0		0-0-0		1-0-0		HOME		2-0-0		2-0-0		6-0-0			
4-4-0		0-2-0		0-0-		AWAY		0-1-0		0-0-0		4-1-0			
4-4-0		0-0-0		0-0-0		NEUTRAL		1-0-0		1-0-0		2-4-0			
14-11-0		0-0-0		0-0-0		CONFERENCE		3-5-0		8-1-0		3-5-0			
9-2-0		0-0-0		0-0-0		HOME		1-1-0		8-1-0		0-0-0			
5-9-0		0-0-0		0-0-0		AWAY		2-4-0		0-0-0		3-5-0			
0-0-0		0-0-0		0-0-0		NEUTRAL		0-0-0		0-0-0		0-0-0			
RPI S	Opponent	Score		RPI S	Opponent	Score		RPI S	Opponent	Score		RPI S	Opponent	Score	
15 A	South Ala.	4	7	27 H	Tulsa	1	0	55 A	Oklahoma St.	2	10	135 N	Chattanooga	8	0
15 A	South Ala.	2	11					62 H	Ball St.	6	0	138 H	Lamar	7	5
								67 A	Sam Houston St.	5	3	138 H	Lamar	7	5
								67 A	Sam Houston St.	0	10	138 H	Lamar	2	0
								67 A	Sam Houston St.	8	9	141 H	UNI	4	3
								72 N	Ole Miss	4	2	141 H	UNI	16	2
								73 A	Northwestern St.	0	1	145 H	Southeastern La.	5	0
								73 A	Northwestern St.	0	1	145 H	Southeastern La.	0	1
								73 A	Northwestern St.	8	4	145 H	Southeastern La.	8	0
								75 H	McNeese St.	4	3	146 H	Stephen F. Austin	4	1
								75 H	McNeese St.	0	8	146 H	Stephen F. Austin	3	0
								82 H	Creighton	13	2	146 H	Stephen F. Austin	11	8
												153 A	La.-Monroe	2	3
												160 A	Mercer	8	5
												160 H	Mercer	10	0
												168 N	Western Ill.	3	10
												170 A	Memphis	1	0
												173 A	Missouri St.	2	0
												174 A	Nicholls St.	3	5
												174 A	Nicholls St.	1	0
												195 N	Valparaiso	3	7
												198 A	Houston Baptist	11	5
												198 A	Houston Baptist	1	5
												198 A	Houston Baptist	3	13
												222 N	Jackson St.	7	3
												222 N	Jackson St.	1	2
												223 N	Northern Ky.	6	0
LAST 10 GAMES															
				227 A	A&M-Corpus Christi	5	6	138 H	Lamar	2	0				
				227 A	A&M-Corpus Christi	7	4	153 A	La.-Monroe	2	3				
				227 A	A&M-Corpus Christi	4	6	145 H	Southeastern La.	5	0				
				138 H	Lamar	7	5	145 H	Southeastern La.	0	1				
				138 H	Lamar	7	5	145 H	Southeastern La.	8	0				

Non-Div. I Games: Ark.-Monticello 2 1 Southern Ark. 9 1

Central Ark.



RPI	S	Opponent	Score	
223	N	Northern Ky.	6	7
225	A	Belmont	3	1
227	A	A&M-Corpus Christi	5	6
227	A	A&M-Corpus Christi	7	4
227	A	A&M-Corpus Christi	4	6
266	H	Ark.-Pine Bluff	20	2
266	H	Ark.-Pine Bluff	8	0
266	H	Ark.-Pine Bluff	10	2
266	H	Ark.-Pine Bluff	17	2
287	H	Grambling	8	0

Central Ark.

C  
e  
n  
t  
r  
a  
l  
A  
r  
k  
.

C  
e  
n  
t  
r  
a  
l  
A  
r  
k  
.



Drake

Drake







RPI	S	Opponent	Score
290	H	Howard	13 0

Maryland



Average RPI Win: 162		WON-LOST RECORD		WINNING PCT. RANK		LAST 10 GAMES		STRENGTH OF SCHEDULE		OPP. STRENGTH OF SCHEDULE		TEAM RPI		ADJ RPI		CONF. RPI		ADJ CONF. RPI	
DIV. I ONLY		30-20-0		.6	86	6-4-0		142		107		93		.52722		90	14	14	
DIV. I NON-CONF.		13-13-0		.5	140	5-2-0		169		70		144		.50166		141	15	15	
TOTALS		RPI 1-25		RPI 26-50		W-L RECORDS		RPI 51-100		RPI 101-150		RPI 150+							
30-20-0		0-4-0		1-2-0		OVERALL		1-5-0		10-4-0		18-5-0							
18-0-0		0-0-0		0-0-0		HOME		0-0-0		6-0-0		12-0-0							
9-16-0		0-2-0		1-2-0		AWAY		1-5-0		2-4-0		5-2-0							
3-4-0		0-1-0		0-0-0		NEUTRAL		0-0-0		2-0-0		1-3-0							
13-13-0		0-4-0		1-2-0		NON-CONFERENCE		0-3-0		2-0-0		10-4-0							
6-0-0		0-0-0		0-0-0		HOME		0-0-0		0-0-0		6-0-0							
4-9-0		0-3-0		1-0-		AWAY		0-3-0		0-0-0		3-1-0							
3-4-0		0-1-0		0-0-0		NEUTRAL		0-0-0		2-0-0		1-3-0							
17-7-0		0-0-0		0-0-0		CONFERENCE		1-2-0		8-4-0		8-1-0							
12-0-0		0-0-0		0-0-0		HOME		0-0-0		6-0-0		6-0-0							
5-7-0		0-0-0		0-0-0		AWAY		1-2-0		2-4-0		2-1-0							
0-0-0		0-0-0		0-0-0		NEUTRAL		0-0-0		0-0-0		0-0-0							
RPI	S	Opponent		Score		RPI	S	Opponent		Score		RPI	S	Opponent		Score			
6	N	Alabama		3	9	39	A	North Carolina		2	9	51	A	FGCU		3	6		
9	A	Tennessee		0	9	40	A	South Carolina		0	5	66	A	Auburn		0	10		
21	A	Florida St.		0	3	47	A	USC Upstate		6	3	66	A	Auburn		0	9		
21	A	Florida St.		7	8							84	A	Ga. Southern		0	1		
												84	A	Ga. Southern		2	0		
												84	A	Ga. Southern		0	3		
														106 N Southern Ill.		10	9		
												111	A	UNC Greensboro		3	5		
												111	A	UNC Greensboro		6	1		
												111	A	UNC Greensboro		1	3		
												120	H	Furman		5	4		
												120	H	Furman		3	2		
												120	H	Furman		5	3		
												123	N	Troy		5	2		
												135	A	Chattanooga		3	5		
												135	A	Chattanooga		5	1		
												135	A	Chattanooga		3	8		
												157	A	Winthrop		4	10		
												157	A	Winthrop		7	6		
												157	H	Winthrop		9	7		
												157	H	Winthrop		11	8		
												176	N	Southern Miss.		6	4		
												176	N	Southern Miss.		3	5		
												178	H	Samford		9	1		
												178	H	Samford		7	6		
												178	H	Samford		3	2		
												184	N	Wichita St.		1	2		
												184	N	Wichita St.		3	4		
												187	H	Elon		8	5		
												187	H	Elon		7	1		
				LAST 10 GAMES															
				84	A	Ga. Southern		0	3	66	A	Auburn		0	9	178	H	Samford	
				84	A	Ga. Southern		2	0	66	A	Auburn		0	10	184	N	Wichita St.	
				84	A	Ga. Southern		0	1	279	H	N.C. A&T		1	0	184	N	Wichita St.	
				197	H	Radford		2	1	279	H	N.C. A&T		5	3	187	H	Elon	
				197	H	Radford		11	3	47	A	USC Upstate		6	3	187	H	Elon	

Non-Div. I Games:

Appalachian St.



RPI	S	Opponent	Score	
187	H	Elon	7	3
197	H	Radford	11	3
197	H	Radford	2	1
211	A	Western Caro.	6	1
211	A	Western Caro.	4	13
211	A	Western Caro.	5	4
234	A	Charleston So.	3	1
234	A	Charleston So.	11	6
279	H	N.C. A&T	5	3
279	H	N.C. A&T	1	0

Appalachian St.

A  
P  
P  
a  
l  
a  
c  
h  
i  
a  
n  
S  
t  
.

A  
P  
P  
a  
l  
a  
c  
h  
i  
a  
n  
S  
t  
.



Average RPI Win: 176		WON-LOST RECORD		WINNING PCT. RANK		LAST 10 GAMES		STRENGTH OF SCHEDULE		OPP. STRENGTH OF SCHEDULE		TEAM RPI		ADJ RPI		CONF. RPI		ADJ CONF. RPI	
DIV. I ONLY		32-20-0		.61538 79		6-4-0		162		161		101		.52722 90		22		22	
DIV. I NON-CONF.		17-13-0		.56667 101		1-2-0		153		99		105		.52582 97		22		22	
TOTALS		RPI 1-25		RPI 26-50		W-L RECORDS		RPI 51-100		RPI 101-150		RPI 150+							
32-20-0		1-1-0		2-2-0		OVERALL		2-4-0		6-7-0		21-6-0							
10-4-0		0-1-0		0-0-0		HOME		1-1-0		0-2-0		9-0-0							
8-7-0		0-0-0		1-0-0		AWAY		0-0-0		1-1-0		6-6-0							
14-9-0		1-0-0		1-2-0		NEUTRAL		1-3-0		5-4-0		6-0-0							
17-13-0		1-1-0		2-2-0		NON-CONFERENCE		1-3-0		5-6-0		8-1-0							
1-3-0		0-1-0		0-0-0		HOME		0-0-0		0-2-0		1-0-0							
2-1-0		0-0-0		1-0-		AWAY		0-0-0		0-0-0		1-1-0							
14-9-0		1-0-0		1-2-0		NEUTRAL		1-3-0		5-4-0		6-0-0							
15-7-0		0-0-0		0-0-0		CONFERENCE		1-1-0		1-1-0		13-5-0							
9-1-0		0-0-0		0-0-0		HOME		1-1-0		0-0-0		8-0-0							
6-6-0		0-0-0		0-0-0		AWAY		0-0-0		1-1-0		5-5-0							
0-0-0		0-0-0		0-0-0		NEUTRAL		0-0-0		0-0-0		0-0-0							
RPI S	Opponent	Score		RPI S	Opponent	Score		RPI S	Opponent	Score		RPI S	Opponent	Score					
3 N	Texas	9	7	32 N	Mississippi St.	0	8	68 H	Saint Joseph's	2	3	106 N	Southern Ill.	0	4				
23 H	Hofstra	2	10	36 A	James Madison	12	1	68 H	Saint Joseph's	5	4	115 N	Central Mich.	7	1				
				37 N	Virginia Tech	2	0	70 N	Pacific	5	6	116 N	Pittsburgh	0	13				
				44 N	DePaul	2	4	76 N	UCF	0	4	121 N	UC Davis	0	2				
								83 N	Georgia Tech	11	10	128 H	Lehigh	1	7				
								89 N	Maryland	2	10	128 H	Lehigh	1	6				
												130 A	Saint Louis	4	3				
												130 A	Saint Louis	1	2				
												134 N	Binghamton	13	10				
												135 N	Chattanooga	2	1				
												135 N	Chattanooga	6	5				
												135 N	Chattanooga	9	1				
												149 N	Indiana	0	1				
												154 H	Dayton	5	2				
												154 H	Dayton	4	1				
												158 H	George Washington	8	3				
												158 H	George Washington	3	0				
												165 A	Temple	13	7				
												165 A	Temple	1	2				
												169 A	Charlotte	8	10				
												169 A	Charlotte	7	9				
												171 A	Massachusetts	5	9				
												171 A	Massachusetts	17	11				
												179 N	Tennessee Tech	6	0				
												182 N	Western Mich.	1	0				
												186 N	LIU Brooklyn	14	6				
												190 A	St. John's (NY)	0	3				
												190 A	St. John's (NY)	0	3				
LAST 10 GAMES				165 A	Temple	1	2	271 A	St. Bonaventure	6	5	171 A	Massachusetts	17	11				
				165 A	Temple	13	7	271 A	St. Bonaventure	15	1	179 N	Tennessee Tech	6	0				
				68 H	Saint Joseph's	2	3	23 H	Hofstra	2	10	182 N	Western Mich.	1	0				
				68 H	Saint Joseph's	5	4	261 H	Iona	8	2	186 N	LIU Brooklyn	14	6				
				190 A	St. John's (NY)	0	3	154 H	Dayton	4	1	190 A	St. John's (NY)	0	3				

Non-Div. I Games:

Fordham



RPI	S	Opponent	Score	
196	A	Butler	2	3
196	A	Butler	3	0
250	N	Youngstown St.	7	0
261	A	Iona	3	2
261	H	Iona	8	2
262	H	La Salle	5	1
262	H	La Salle	8	0
265	H	Rhode Island	12	2
265	H	Rhode Island	6	2
269	N	Maine	4	0
271	A	St. Bonaventure	6	5
271	A	St. Bonaventure	15	1
276	N	Detroit	18	8

Fordham

F  
o  
r  
d  
h  
a  
m

F  
o  
r  
d  
h  
a  
m



E  
a  
s  
t  
e  
r  
n  
K  
y  
:

Eastern Ky.



RPI	S	Opponent	Score	
223	N	Northern Ky.	3	2
225	A	Belmont	7	4
225	A	Belmont	12	7
225	A	Belmont	2	0
232	A	Southeast Mo. St.	6	4
232	A	Southeast Mo. St.	11	12
243	H	Tennessee St.	13	5
243	H	Tennessee St.	5	3
243	H	Tennessee St.	9	2
259	N	Toledo	9	2
259	N	Toledo	10	2
282	N	N.C. Central	9	0

Eastern Ky.

E  
a  
s  
t  
e  
r  
n  
K  
y  
.

E  
a  
s  
t  
e  
r  
n  
K  
y  
.



Average RPI Win:	209	WON-LOST RECORD	WINNING PCT. RANK	LAST 10 GAMES	STRENGTH OF SCHEDULE	OPP. STRENGTH OF SCHEDULE	TEAM RPI	ADJ RPI	CONF. RPI	ADJ CONF. RPI			
DIV. I ONLY		30-14-0	.68182	46	8-2-0	169	237	89	.5263	93	23	23	
DIV. I NON-CONF.		15-9-0	.625	75	2-1-0	145	247	97	.52175	105	23	23	
<hr/>													
TOTALS	RPI 1-25	RPI 26-50		W-L RECORDS		RPI 51-100		RPI 101-150		RPI 150+			
30-14-0	0-0-0	0-0-0		OVERALL		0-5-0		6-3-0		24-6-0			
10-4-0	0-0-0	0-0-0		HOME		0-0-0		2-2-0		8-2-0			
17-8-0	0-0-0	0-0-0		AWAY		0-3-0		3-0-0		14-4-0			
3-2-0	0-0-0	0-0-0		NEUTRAL		0-1-0		1-1-0		2-0-0			
<hr/>													
15-9-0	0-0-0	0-0-0		NON-CONFERENCE		0-5-0		4-1-0		11-3-0			
3-1-0	0-0-0	0-0-0		HOME		0-0-0		0-0-0		3-1-0			
9-6-0	0-0-0	0-0-		AWAY		0-4-0		3-0-0		6-2-0			
3-2-0	0-0-0	0-0-0		NEUTRAL		0-1-0		1-1-0		2-0-0			
<hr/>													
15-5-0	0-0-0	0-0-0		CONFERENCE		0-0-0		2-2-0		13-3-0			
7-3-0	0-0-0	0-0-0		HOME		0-0-0		2-2-0		5-1-0			
8-2-0	0-0-0	0-0-0		AWAY		0-0-0		0-0-0		8-2-0			
0-0-0	0-0-0	0-0-0		NEUTRAL		0-0-0		0-0-0		0-0-0			
<hr/>													
RPI	S	Opponent	Score	RPI	S	Opponent	Score	RPI	S	Opponent	Score		
				52 A North Florida				0	2	101 H Robert Morris		0	4
				52 A North Florida				3	4	101 H Robert Morris		2	6
				76 A UCF				6	7	107 A Penn		17	2
				76 A UCF				0	2	107 A Penn		2	1
				81 N Longwood				4	8	111 N UNC Greensboro		2	5
								120 N Furman		4	2		
								124 H Central Conn. St.		5	2		
								124 H Central Conn. St.		1	0		
								143 A Rutgers		6	3		
								157 A Winthrop		7	8		
								165 H Temple		8	5		
								165 H Temple		3	7		
								180 H Fairleigh Dickinson		4	7		
								180 H Fairleigh Dickinson		1	0		
								186 A LIU Brooklyn		1	2		
								186 A LIU Brooklyn		8	2		
								188 H Bryant		7	1		
								188 H Bryant		6	5		
								199 N Cornell		2	1		
								217 A George Mason		3	1		
				217 A George Mason		6	5						
				220 A Quinnipiac		3	0						
				220 A Quinnipiac		1	8						
				235 A Sacred Heart		6	1						
				235 A Sacred Heart		1	0						
				237 A Norfolk St.		11	0						
				237 A Norfolk St.		10	0						

Non-Div. I Games:

Monmouth



RPI	S	Opponent	Score	
240	A	Bethune-Cookman	8	2
240	A	Bethune-Cookman	2	4
244	H	Saint Francis (PA)	6	0
244	H	Saint Francis (PA)	7	0
249	A	Mt. St. Mary's	7	3
249	A	Mt. St. Mary's	16	3
262	H	La Salle	7	0
262	H	La Salle	4	3
272	A	Wagner	9	0
272	A	Wagner	6	0
274	N	Delaware St.	5	1
277	A	Rider	11	3

Monmouth

M  
o  
n  
m  
o  
u  
t  
h

M  
o  
n  
m  
o  
u  
t  
h



Average RPI Win: 163		WON-LOST RECORD		WINNING PCT. RANK		LAST 10 GAMES		STRENGTH OF SCHEDULE		OPP. STRENGTH OF SCHEDULE		TEAM RPI		ADJ RPI		CONF. RPI		ADJ CONF. RPI					
DIV. I ONLY		21-30-0		.41176 192		2-8-0		31		55		95		.52626 94		3		3					
DIV. I NON-CONF.		17-19-0		.47222 158		2-3-0		108		116		139		.50567 133		3		3					
TOTALS		RPI 1-25		RPI 26-50		W-L RECORDS		RPI 51-100		RPI 101-150		RPI 150+											
21-30-0		1-12-0		0-6-0		OVERALL		5-4-0		2-5-0		13-3-0											
11-5-0		0-0-0		0-2-0		HOME		5-3-0		0-0-0		6-0-0											
0-17-0		0-11-0		0-2-0		AWAY		0-1-0		0-3-0		0-0-0											
10-8-0		1-1-0		0-2-0		NEUTRAL		0-0-0		2-2-0		7-3-0											
17-19-0		1-3-0		0-6-0		NON-CONFERENCE		1-2-0		2-5-0		13-3-0											
7-3-0		0-0-0		0-2-0		HOME		1-1-0		0-0-0		6-0-0											
0-8-0		0-2-0		0-0-		AWAY		0-1-0		0-3-0		0-0-0											
10-8-0		1-1-0		0-2-0		NEUTRAL		0-0-0		2-2-0		7-3-0											
4-11-0		0-9-0		0-0-0		CONFERENCE		4-2-0		0-0-0		0-0-0											
4-2-0		0-0-0		0-0-0		HOME		4-2-0		0-0-0		0-0-0											
0-9-0		0-9-0		0-0-0		AWAY		0-0-0		0-0-0		0-0-0											
0-0-0		0-0-0		0-0-0		NEUTRAL		0-0-0		0-0-0		0-0-0											
RPI	S	Opponent		Score		RPI	S	Opponent		Score		RPI	S	Opponent		Score		RPI	S	Opponent		Score	
1	A	Oklahoma		1	24	31	H	Minnesota		1	13	51	A	FGCU		6	7	110	A	Fresno St.		6	7
1	A	Oklahoma		0	8	31	H	Minnesota		6	12	55	H	Oklahoma St.		9	7	121	A	Fla. Atlantic		0	6
1	A	Oklahoma		0	12	33	A	Iowa		3	8	55	H	Oklahoma St.		8	6	127	N	Penn St.		8	9
3	A	Texas		0	8	35	N	Oregon St.		1	9	55	H	Oklahoma St.		11	8	129	N	Boise St.		9	4
3	A	Texas		4	12	43	A	South Fla.		0	6	56	H	Texas Tech		5	15	143	N	Rutgers		2	4
3	A	Texas		2	7	48	N	San Diego St.		4	7	56	H	Texas Tech		4	6	143	N	Rutgers		3	2
4	N	Oregon		2	1							56	H	Texas Tech		6	5	150	A	UTSA		4	7
6	A	Alabama		0	6							88	H	Drake		6	5	165	N	Temple		14	3
6	A	Alabama		4	13							98	H	IPFW		5	8	173	N	Missouri St.		6	8
17	N	California		0	11													187	N	Elon		12	1
25	A	Baylor		0	13													189	N	Dartmouth		7	8
25	A	Baylor		3	4													190	N	St. John's (NY)		11	9
25	A	Baylor		5	7													190	N	St. John's (NY)		11	1
																		192	H	UMKC		7	4
																		192	H	UMKC		10	4
																		195	N	Valparaiso		2	4
																		214	N	Liberty		9	1
																		233	H	Indiana St.		7	2
																		240	N	Bethune-Cookman		7	0
																		251	H	South Dakota St.		11	4
																		260	H	North Dakota		8	0
																		260	H	North Dakota		11	1
																		261	N	Iona		11	1
				LAST 10 GAMES																			
33	A	Iowa		3	8	1	A	Oklahoma		1	24	31	H	Minnesota		1	13						
192	H	UMKC		10	4	31	H	Minnesota		6	12	56	H	Texas Tech		5	15						
192	H	UMKC		7	4	31	H	Minnesota		6	12	56	H	Texas Tech		4	6						
	1	A Oklahoma		0	12																		
	1	A Oklahoma		0	8																		

Non-Div. I Games:

Iowa St.



Average RPI Win:	186	WON-LOST	WINNING	LAST 10	STRENGTH OF	OPP. STRENGTH	TEAM	ADJ	CONF.	ADJ CONF.						
Average RPI Loss:	94	RECORD	PCT. RANK	GAMES	SCHEDULE	OF SCHEDULE	RPI	RPI	RPI	RPI						
DIV. I ONLY		34-20-0	.62963	74	8-2-0	166	134	93	.52512	95	20	20				
DIV. I NON-CONF.		15-15-0	.5	140	2-2-0	128	77	128	.50871	128	19	18				
<hr/>																
TOTALS	RPI 1-25	RPI 26-50		W-L RECORDS		RPI 51-100		RPI 101-150		RPI 150+						
34-20-0	0-2-0	0-6-0		OVERALL		3-3-0		5-4-0		26-5-0						
20-8-0	0-0-0	0-1-0		HOME		0-0-0		5-4-0		15-3-0						
12-9-0	0-0-0	0-4-0		AWAY		3-3-0		0-0-0		9-2-0						
2-3-0	0-2-0	0-1-0		NEUTRAL		0-0-0		0-0-0		2-0-0						
15-15-0	0-2-0	0-6-0		NON-CONFERENCE		0-3-0		3-3-0		12-1-0						
13-5-0	0-0-0	0-1-0		HOME		0-0-0		3-3-0		10-1-0						
0-7-0	0-0-0	0-0-		AWAY		0-3-0		0-0-0		0-0-0						
2-3-0	0-2-0	0-1-0		NEUTRAL		0-0-0		0-0-0		2-0-0						
19-5-0	0-0-0	0-0-0		CONFERENCE		3-0-0		2-1-0		14-4-0						
7-3-0	0-0-0	0-0-0		HOME		0-0-0		2-1-0		5-2-0						
12-2-0	0-0-0	0-0-0		AWAY		3-0-0		0-0-0		9-2-0						
0-0-0	0-0-0	0-0-0		NEUTRAL		0-0-0		0-0-0		0-0-0						
RPI	S	Opponent	Score		RPI	S	Opponent	Score		RPI	S	Opponent	Score			
9	N	Tennessee	3	10	36	H	James Madison	0	2	53	A	Kennesaw St.	0	1		
9	N	Tennessee	0	8	40	A	South Carolina	3	5	81	A	Longwood	6	5		
					40	A	South Carolina	2	10	81	A	Longwood	3	0		
					43	A	South Fla.	2	5	81	A	Longwood	11	5		
					43	A	South Fla.	1	5	83	A	Georgia Tech	1	2		
					45	N	North Carolina St.	2	4	83	A	Georgia Tech	3	11		
												114	H	Campbell	1	2
												114	H	Campbell	6	4
												114	H	Campbell	4	0
												131	H	Loyola Chicago	5	1
												131	H	Loyola Chicago	5	3
												157	A	Winthrop	5	9
												157	A	Winthrop	3	1
												157	A	Winthrop	8	6
												162	H	Georgetown	3	0
												162	H	Georgetown	6	0
												173	N	Missouri St.	10	6
												173	N	Missouri St.	5	2
												184	H	Wichita St.	2	5
												197	H	Radford	5	1
												197	H	Radford	2	4
												197	H	Radford	1	4
												207	H	Presbyterian	6	2
												207	H	Presbyterian	14	2
												207	H	Presbyterian	5	1
												211	H	Western Caro.	4	0
												214	A	Liberty	5	1
												214	A	Liberty	9	5
												214	A	Liberty	9	0

**Non-Div. I Games:**

Coastal Caro.



RPI	S	Opponent	Score	
218	H	Middle Tenn.	10	0
218	H	Middle Tenn.	2	0
221	H	Drexel	8	0
228	A	Gardner-Webb	7	2
228	A	Gardner-Webb	7	3
228	A	Gardner-Webb	2	3
234	A	Charleston So.	11	3
234	A	Charleston So.	11	2
234	H	Charleston So.	6	5
236	H	UNC Wilmington	4	3
236	H	UNC Wilmington	6	5
265	H	Rhode Island	7	2
265	H	Rhode Island	10	2

Coastal Caro.

C  
o  
a  
s  
t  
a  
l  
C  
a  
r  
o  
.

C  
o  
a  
s  
t  
a  
l  
C  
a  
r  
o  
.



Average RPI Win: 142		WON-LOST	WINNING	LAST 10	STRENGTH OF		OPP. STRENGTH	TEAM	ADJ	CONF.	ADJ CONF.
Average RPI Loss: 73		RECORD	PCT. RANK	GAMES	SCHEDULE		OF SCHEDULE	RPI	RPI	RPI	RPI
DIV. I ONLY		24-24-0	.5	136	3-7-0		83	62	96	.5246	96
DIV. I NON-CONF.		15-14-0	.51724	129	1-1-0		102	123	109	.51839	111
TOTALS		RPI 1-25	RPI 26-50		W-L RECORDS		RPI 51-100		RPI 101-150		RPI 150+
24-24-0		0-4-0	3-5-0		OVERALL		4-10-0		11-1-0		6-4-0
6-6-0		0-2-0	0-1-0		HOME		0-3-0		5-0-0		1-0-0
7-8-0		0-2-0	2-1-0		AWAY		3-5-0		2-0-0		0-0-0
11-10-0		0-0-0	1-3-0		NEUTRAL		1-2-0		4-1-0		5-4-0
15-14-0		0-1-0	1-4-0		NON-CONFERENCE		2-4-0		6-1-0		6-4-0
1-1-0		0-0-0	0-1-0		HOME		0-0-0		0-0-0		1-0-0
3-3-0		0-1-0	0-0-		AWAY		1-2-0		2-0-0		0-0-0
11-10-0		0-0-0	1-3-0		NEUTRAL		1-2-0		4-1-0		5-4-0
9-10-0		0-3-0	2-1-0		CONFERENCE		2-6-0		5-0-0		0-0-0
5-5-0		0-2-0	0-0-0		HOME		0-3-0		5-0-0		0-0-0
4-5-0		0-1-0	2-1-0		AWAY		2-3-0		0-0-0		0-0-0
0-0-0		0-0-0	0-0-0		NEUTRAL		0-0-0		0-0-0		0-0-0
RPI S	Opponent	Score	RPI S	Opponent	Score	RPI S	Opponent	Score	RPI S	Opponent	Score
7 A	Michigan	2 <b>21</b>	26 A	Wisconsin	11 5	51 A	FGCU	0 <b>6</b>	102 N	Albany (NY)	3 1
7 H	Michigan	7 <b>8</b>	26 A	Wisconsin	9 4	60 A	Ohio St.	3 <b>6</b>	115 N	Central Mich.	0 <b>3</b>
7 H	Michigan	2 <b>11</b>	26 A	Wisconsin	0 <b>3</b>	60 A	Ohio St.	1 <b>4</b>	121 A	Fla. Atlantic	7 2
12 A	Arizona St.	2 <b>9</b>	40 N	South Carolina	3 <b>11</b>	62 N	Ball St.	4 2	121 A	Fla. Atlantic	1 0
			40 N	South Carolina	5 <b>12</b>	62 N	Ball St.	2 <b>7</b>	127 H	Penn St.	7 1
			42 H	Notre Dame	0 <b>2</b>	63 H	Illinois	2 <b>6</b>	127 H	Penn St.	4 1
			46 N	Illinois St.	3 2	63 H	Illinois	0 <b>10</b>	141 N	UNI	1 0
			50 N	Kansas	0 <b>1</b>	63 H	Illinois	2 <b>10</b>	148 N	Ill.-Chicago	5 1
						71 N	Jacksonville	2 <b>5</b>	148 N	Ill.-Chicago	11 7
						85 A	Stetson	4 1	149 H	Indiana	2 1
						85 A	Stetson	1 <b>6</b>	149 H	Indiana	10 7
						100 A	Purdue	1 0	149 H	Indiana	5 0
						100 A	Purdue	2 <b>7</b>	152 N	Villanova	1 <b>5</b>
						100 A	Purdue	3 2	153 N	La.-Monroe	1 <b>6</b>
									201 H	Eastern Mich.	3 0
									201 N	Eastern Mich.	4 <b>6</b>
									210 N	Harvard	1 0
									224 N	Wright St.	1 <b>2</b>
									268 N	Niagara	8 1
									268 N	Niagara	2 1
									271 N	St. Bonaventure	12 0
									271 N	St. Bonaventure	8 0
			LAST 10 GAMES								
			26 A	Wisconsin	11 5	63 H	Illinois	2 <b>10</b>			
			26 A	Wisconsin	0 <b>3</b>	63 H	Illinois	2 <b>6</b>			
			26 A	Wisconsin	9 4	60 A	Ohio St.	1 <b>4</b>			
			201 H	Eastern Mich.	3 0	60 A	Ohio St.	3 <b>6</b>			
			63 H	Illinois	0 <b>10</b>	42 H	Notre Dame	0 <b>2</b>			

Non-Div. I Games:

Michigan St.



**Non-Div. I Games:**

Tie, Loss, Non-Conf, S Site, H Home, A Away, N Neutral Page 130



RPI	S	Opponent	Score	
221	N	Drexel	3	4
221	N	Drexel	4	0
223	H	Northern Ky.	6	1
223	H	Northern Ky.	4	1
224	H	Wright St.	6	4
224	H	Wright St.	2	0
229	H	UTEP	4	2
229	H	UTEP	8	3
229	H	UTEP	4	6

Marshall



**I  
P  
F  
W**

**I  
P  
F  
W**

IPFW



RPI	S	Opponent	Score	
260	N	North Dakota	6	0
263	A	Oakland	4	2
263	A	Oakland	1	0
263	A	Oakland	7	0
276	H	Detroit	4	0
276	H	Detroit	8	0

IPFW

I  
P  
F  
W

I  
P  
F  
W



Average RPI Win: 148		WON-LOST RECORD		WINNING PCT. RANK		LAST 10 GAMES		STRENGTH OF SCHEDULE		OPP. STRENGTH OF SCHEDULE		TEAM RPI		ADJ RPI		CONF. RPI		ADJ CONF. RPI						
DIV. I ONLY		29-21-0		.58 100		7-3-0		132		127		102		.52217 99		11		11						
DIV. I NON-CONF.		21-14-0		.6 85		0-0-0		161		180		100		.52283 102		11		11						
TOTALS		RPI 1-25		RPI 26-50		W-L RECORDS		RPI 51-100		RPI 101-150		RPI 150+												
29-21-0		1-2-0		1-3-0		OVERALL		2-4-0		15-6-0		10-6-0												
11-6-0		0-0-0		1-2-0		HOME		0-0-0		5-3-0		5-1-0												
7-4-0		0-0-0		0-0-0		AWAY		1-1-0		5-2-0		1-1-0												
11-11-0		1-2-0		0-1-0		NEUTRAL		1-3-0		5-1-0		4-4-0												
21-14-0		1-2-0		0-1-0		NON-CONFERENCE		2-4-0		8-1-0		10-6-0												
7-1-0		0-0-0		0-0-0		HOME		0-0-0		2-0-0		5-1-0												
3-2-0		0-0-0		0-0-		AWAY		1-1-0		1-0-0		1-1-0												
11-11-0		1-2-0		0-1-0		NEUTRAL		1-3-0		5-1-0		4-4-0												
8-7-0		0-0-0		1-2-0		CONFERENCE		0-0-0		7-5-0		0-0-0												
4-5-0		0-0-0		1-2-0		HOME		0-0-0		3-3-0		0-0-0												
4-2-0		0-0-0		0-0-0		AWAY		0-0-0		4-2-0		0-0-0												
0-0-0		0-0-0		0-0-0		NEUTRAL		0-0-0		0-0-0		0-0-0												
RPI	S	Opponent		Score		RPI	S	Opponent		Score		RPI	S	Opponent		Score								
17	N	California		0	5	35	N	Oregon St.		5	6	58	N	Long Beach St.		1	8	103	H	Colorado St.	4	3		
19	N	UCLA		4	13	48	H	San Diego St.		1	8	59	N	San Jose St.		4	11	103	H	Colorado St.	0	10		
22	N	Hawaii		11	9	48	H	San Diego St.		4	2	64	N	Utah		6	4	103	H	Colorado St.	5	4		
						48	H	San Diego St.		3	6	64	N	Utah		2	5	108	N	UC Santa Barbara	7	1		
												70	A	Pacific		2	3	109	H	UNLV	5	4		
												70	A	Pacific		1	0	109	H	UNLV	2	13		
																		109	H	UNLV	3	5		
																		110	A	Fresno St.	1	0		
																		110	A	Fresno St.	4	6		
																		110	A	Fresno St.	3	4		
																		117	N	BYU	14	6		
																		119	A	Cal Poly	5	2		
																		126	N	Utah Valley	1	11		
																		133	A	New Mexico	6	4		
																		133	A	New Mexico	10	1		
																		133	A	New Mexico	9	6		
																		136	N	Northern Ill.	8	3		
																		143	N	Rutgers	12	0		
																		143	N	Rutgers	2	1		
																		150	H	UTSA	6	2		
																		150	H	UTSA	10	0		
																		167	N	Portland St.	9	1		
																		172	H	Idaho St.	4	6		
																		172	H	Idaho St.	6	5		
																		172	N	Idaho St.	6	9		
																		172	N	Idaho St.	4	5		
																		186	N	LIU Brooklyn	3	0		
				LAST 10 GAMES																				
				109	H	UNLV	3	5	133				A	New Mexico	9	6	172				H	Idaho St.	4	6
				109	H	UNLV	5	4	103				H	Colorado St.	5	4	172				H	Idaho St.	6	5
				109	H	UNLV	2	13	103				H	Colorado St.	4	3	172				N	Idaho St.	6	9
				133	A	New Mexico	10	1	103				H	Colorado St.	0	10	172				N	Idaho St.	4	5
				133	A	New Mexico	6	4	48				H	San Diego St.	4	2	186				N	LIU Brooklyn	3	0

Non-Div. I Games:

Nevada



RPI	S	Opponent	Score	
191	A	Sacramento St.	5	1
191	A	Sacramento St.	0	1
191	N	Sacramento St.	7	9
231	H	Northern Colo.	9	0
231	H	Northern Colo.	10	6
241	N	Southern Utah	5	9
241	N	Southern Utah	6	5
257	H	Santa Clara	10	2
257	H	Santa Clara	10	0
267	N	Weber St.	13	7

Nevada



Average RPI Win:		145	WON-LOST		WINNING		LAST 10		STRENGTH OF		OPP. STRENGTH		TEAM	ADJ		CONF.	ADJ CONF.	
Average RPI Loss:		50	RECORD		PCT. RANK		GAMES		SCHEDULE		OF SCHEDULE		RPI	RPI		RPI	RPI	
DIV. I ONLY			22-31-0		.41509		191		2-8-0		43		33		100		.52184	
DIV. I NON-CONF.			14-15-0		.48276		151		1-0-0		55		68		93		.52632	
TOTALS		RPI 1-25		RPI 26-50		W-L RECORDS		RPI 51-100		RPI 101-150		RPI 150+						
22-31-0		1-12-0		1-10-0		OVERALL		5-5-0		6-3-0		9-1-0						
3-7-0		1-2-0		0-3-0		HOME		1-2-0		0-0-0		1-0-0						
10-19-0		0-9-0		0-5-0		AWAY		2-3-0		5-1-0		3-1-0						
9-5-0		0-1-0		1-2-0		NEUTRAL		2-0-0		1-2-0		5-0-0						
14-15-0		0-6-0		1-4-0		NON-CONFERENCE		2-2-0		2-2-0		9-1-0						
1-0-0		0-0-0		0-0-0		HOME		0-0-0		0-0-0		1-0-0						
4-11-0		0-6-0		0-0-		AWAY		0-2-0		1-0-0		3-1-0						
9-4-0		0-0-0		1-2-0		NEUTRAL		2-0-0		1-2-0		5-0-0						
8-16-0		1-6-0		0-6-0		CONFERENCE		3-3-0		4-1-0		0-0-0						
2-7-0		1-2-0		0-3-0		HOME		1-2-0		0-0-0		0-0-0						
6-8-0		0-3-0		0-3-0		AWAY		2-1-0		4-1-0		0-0-0						
0-1-0		0-1-0		0-0-0		NEUTRAL		0-0-0		0-0-0		0-0-0						
RPI	S	Opponent		Score		RPI	S	Opponent		Score		RPI	S	Opponent		Score		
5	A	LSU		0	1	27	N	Tulsa		5	0	60	A	Ohio St.		4	2	
7	A	Michigan		7	8	27	N	Tulsa		1	4	60	A	Ohio St.		3	5	
7	A	Michigan		0	9	29	A	Arizona		4	5	60	A	Ohio St.		8	7	
7	A	Michigan		5	13	33	H	Iowa		0	2	67	A	Sam Houston St.		2	3	
11	H	Nebraska		2	12	33	H	Iowa		3	4	67	A	Sam Houston St.		2	5	
11	H	Nebraska		2	5	33	H	Iowa		2	8	79	N	North Texas		6	2	
11	H	Nebraska		6	5	34	A	Houston		1	3	88	N	Drake		8	5	
11	N	Nebraska		3	4	39	N	North Carolina		1	2	96	H	Michigan St.		0	1	
16	A	Texas A&M		1	5	41	A	Northwestern		2	6	96	H	Michigan St.		2	3	
16	A	Texas A&M		1	6	41	A	Northwestern		1	4	96	H	Michigan St.		7	2	
25	A	Baylor		0	1	41	A	Northwestern		4	6							
25	A	Baylor		0	8													
25	A	Baylor		0	4													
LAST 10 GAMES																		
33 H Iowa						2	8	41 A Northwestern						4	6			
33 H Iowa						0	2	195 H Valparaiso						4	2			
33 H Iowa						3	4	11 H Nebraska						6	5			
41 A Northwestern						2	6	11 H Nebraska						2	5			
41 A Northwestern						1	4	11 H Nebraska						2	12			

Non-Div. I Games:

Purdue



[illegible]

**Non-Div. I Games:**

Robert Morris



RPI	S	Opponent	Score	
235	H	Sacred Heart	9	1
239	N	Florida A&M	4	1
244	A	Saint Francis (PA)	8	1
244	A	Saint Francis (PA)	6	4
249	H	Mt. St. Mary's	5	0
249	H	Mt. St. Mary's	2	1
260	N	North Dakota	4	2
271	N	St. Bonaventure	4	1
272	H	Wagner	1	0
272	H	Wagner	6	1
286	N	Saint Peter's	3	0

Robert Morris

R  
o  
b  
e  
r  
t  
M  
o  
r  
r  
i  
s

R  
o  
b  
e  
r  
t  
M  
o  
r  
r  
i  
s



Average RPI Win:	222	WON-LOST RECORD	WINNING PCT. RANK	LAST 10 GAMES	STRENGTH OF SCHEDULE	OPP. STRENGTH OF SCHEDULE	TEAM RPI	ADJ RPI	CONF. RPI	ADJ CONF. RPI		
DIV. I ONLY		35-13-0	.72917	33	7-3-0	231	245	97	.52059	102	24	24
DIV. I NON-CONF.		20-11-0	.64516	70	3-2-0	211	250	123	.50735	130	26	26
<hr/>												
TOTALS	RPI 1-25	RPI 26-50		W-L RECORDS		RPI 51-100		RPI 101-150		RPI 150+		
35-13-0	0-0-0	0-2-0		OVERALL		1-3-0		4-3-0		30-5-0		
13-3-0	0-0-0	0-0-0		HOME		0-0-0		2-1-0		11-2-0		
12-5-0	0-0-0	0-0-0		AWAY		1-2-0		2-2-0		9-1-0		
10-5-0	0-0-0	0-2-0		NEUTRAL		0-1-0		0-0-0		10-2-0		
20-11-0	0-0-0	0-2-0		NON-CONFERENCE		1-3-0		0-1-0		19-5-0		
5-2-0	0-0-0	0-0-0		HOME		0-0-0		0-0-0		5-2-0		
5-4-0	0-0-0	0-0-		AWAY		1-2-0		0-1-0		4-1-0		
10-5-0	0-0-0	0-2-0		NEUTRAL		0-1-0		0-0-0		10-2-0		
15-2-0	0-0-0	0-0-0		CONFERENCE		0-0-0		4-2-0		11-0-0		
8-1-0	0-0-0	0-0-0		HOME		0-0-0		2-1-0		6-0-0		
7-1-0	0-0-0	0-0-0		AWAY		0-0-0		2-1-0		5-0-0		
0-0-0	0-0-0	0-0-0		NEUTRAL		0-0-0		0-0-0		0-0-0		
RPI	S	Opponent	Score	RPI	S	Opponent	Score	RPI	S	Opponent	Score	
				31	N	Minnesota	0 1	51	A	FGCU	0 6	
				31	N	Minnesota	2 4	95	A	Coastal Caro.	0 8	
								95	A	Coastal Caro.	4 2	
								96	N	Michigan St.	1 3	
							</					



Albany (NY)



Average RPI Win:		140	WON-LOST RECORD		WINNING PCT. RANK		LAST 10 GAMES		STRENGTH OF SCHEDULE		OPP. STRENGTH OF SCHEDULE		TEAM RPI		ADJ RPI		CONF. RPI		ADJ CONF. RPI				
DIV. I ONLY			22-24-0		.47826	153	4-6-0		76		88		108		.51991		103	11		11			
DIV. I NON-CONF.			14-17-0		.45161	165	0-0-0		86		72		127		.51158		120	11		11			
TOTALS		RPI 1-25		RPI 26-50			W-L RECORDS			RPI 51-100			RPI 101-150			RPI 150+							
22-24-0		0-5-0		1-4-0			OVERALL			4-7-0			8-5-0			9-3-0							
8-5-0		0-1-0		1-2-0			HOME			0-1-0			3-0-0			4-1-0							
4-8-0		0-3-0		0-0-0			AWAY			3-3-0			1-2-0			0-0-0							
10-11-0		0-1-0		0-2-0			NEUTRAL			1-3-0			4-3-0			5-2-0							
14-17-0		0-5-0		0-2-0			NON-CONFERENCE			3-5-0			2-2-0			9-3-0							
4-3-0		0-1-0		0-0-0			HOME			0-1-0			0-0-0			4-1-0							
2-4-0		0-3-0		0-0-			AWAY			2-1-0			0-0-0			0-0-0							
8-10-0		0-1-0		0-2-0			NEUTRAL			1-3-0			2-2-0			5-2-0							
8-7-0		0-0-0		1-2-0			CONFERENCE			1-2-0			6-3-0			0-0-0							
4-2-0		0-0-0		1-2-0			HOME			0-0-0			3-0-0			0-0-0							
2-4-0		0-0-0		0-0-0			AWAY			1-2-0			1-2-0			0-0-0							
2-1-0		0-0-0		0-0-0			NEUTRAL			0-0-0			2-1-0			0-0-0							
RPI	S	Opponent		Score		RPI	S	Opponent		Score		RPI	S	Opponent		Score		RPI	S	Opponent		Score	
13	H	Washington		3	6	30	N	Georgia		4	5	55	N	Oklahoma St.		1	4	105	N	Virginia		1	7
16	A	Texas A&M		0	10	35	N	Oregon St.		0	11	56	N	Texas Tech		6	4	109	H	UNLV		18	10
16	A	Texas A&M		2	10	48	H	San Diego St.		4	12	58	A	Long Beach St.		2	1	109	H	UNLV		15	7
16	A	Texas A&M		1	3	48	H	San Diego St.		0	4	64	N	Utah		3	7	109	H	UNLV		2	0
24	N	Arkansas		4	5	48	H	San Diego St.		3	0	74	N	Syracuse		2	4	110	N	Fresno St.		0	5
												78	H	Neb. Omaha		2	3	110	N	Fresno St.		7	4
												80	A	New Mexico St.		10	9	110	N	Fresno St.		3	2
												80	A	New Mexico St.		2	9	117	N	BYU		4	1
												99	A	Nevada		4	5	127	N	Penn St.		10	2
												99	A	Nevada		10	0	129	A	Boise St.		2	5
												99	A	Nevada		3	4	129	A	Boise St.		5	4
																		129	A	Boise St.		2	3
																		132	N	Loyola Marymount		0	9
																		161	N	Seton Hall		3	1
																		166	H	Bradley		5	3
																		166	H	Bradley		5	6
																		171	N	Massachusetts		2	0
																		177	N	Fairfield		2	0
																		192	N	UMKC		17	16
																		210	N	Harvard		3	4
																		212	N	Miami (OH)		2	3
																		213	H	Marist		17	0
																		231	H	Northern Colo.		10	0
																		247	N	Utah St.		4	3
																		270	H	Brown		4	0



Average RPI Win:		193	WON-LOST RECORD		WINNING PCT. RANK		LAST 10 GAMES		STRENGTH OF SCHEDULE		OPP. STRENGTH OF SCHEDULE		TEAM RPI		ADJ RPI		CONF. RPI		ADJ CONF. RPI								
Average RPI Loss:		97																									
DIV. I ONLY			33-18-0		.64706 66		8-2-0		192		200		104		.51974 104		14		14								
DIV. I NON-CONF.			19-10-0		.65517 64		5-0-0		209		241		113		.51492 117		15		15								
TOTALS		RPI 1-25		RPI 26-50		W-L RECORDS		RPI 51-100		RPI 101-150		RPI 150+															
33-18-0		1-3-0		0-4-0		OVERALL		3-5-0		7-1-0		22-5-0															
19-8-0		1-0-0		0-3-0		HOME		1-2-0		3-0-0		14-3-0															
13-6-0		0-0-0		0-0-0		AWAY		2-3-0		4-1-0		7-2-0															
1-4-0		0-3-0		0-1-0		NEUTRAL		0-0-0		0-0-0		1-0-0															
19-10-0		1-3-0		0-4-0		NON-CONFERENCE		2-1-0		0-0-0		16-2-0															
11-5-0		1-0-0		0-3-0		HOME		0-1-0		0-0-0		10-1-0															
7-1-0		0-0-0		0-0-		AWAY		2-0-0		0-0-0		5-1-0															
1-4-0		0-3-0		0-1-0		NEUTRAL		0-0-0		0-0-0		1-0-0															
14-8-0		0-0-0		0-0-0		CONFERENCE		1-4-0		7-1-0		6-3-0															
8-3-0		0-0-0		0-0-0		HOME		1-1-0		3-0-0		4-2-0															
6-5-0		0-0-0		0-0-0		AWAY		0-3-0		4-1-0		2-1-0															
0-0-0		0-0-0		0-0-0		NEUTRAL		0-0-0		0-0-0		0-0-0															
RPI	S	Opponent		Score		RPI	S	Opponent		Score		RPI	S	Opponent		Score											
9	H	Tennessee		3	1	32	H	Mississippi St.		0	8	74	H	Syracuse		0	11	111	A	UNC Greensboro	7	5					
16	N	Texas A&M		4	6	32	H	Mississippi St.		1	12	84	H	Ga. Southern		4	3	111	A	UNC Greensboro	0	2					
20	N	La.-Lafayette		0	16	36	H	James Madison		0	6	84	H	Ga. Southern		1	2	120	A	Furman	3	2					
23	N	Hofstra		2	6	36	N	James Madison		0	7	90	A	Appalachian St.		5	7	120	A	Furman	4	1					
												90	A	Appalachian St.		7	8	120	A	Furman	3	0					
												90	A	Appalachian St.		7	10	135	H	Chattanooga	6	0					
												95	A	Coastal Caro.		9	0	135	H	Chattanooga	3	2					
												95	A	Coastal Caro.		2	1	135	H	Chattanooga	12	2					
																		155	H	Towson		1	0				
																		162	N	Georgetown		11	3				
																		178	A	Samford		1	3				
																		178	A	Samford		3	2				
																		178	A	Samford		4	2				
																		187	H	Elon		4	3				
																		187	H	Elon		7	3				
																		187	H	Elon		4	5				
																		194	H	East Tenn. St.		9	10				
																		203	H	Akron		5	0				
																		211	H	Western Caro.		1	3				
																		211	H	Western Caro.		2	1				
																		211	H	Western Caro.		9	1				
						LAST 10 GAMES												234	A	Charleston So.		4	6				
																		234	A	Charleston So.		2	1				
																		255	H	Savannah St.		8	2				
																		255	H	Savannah St.		8	0				
																		255	H	Savannah St.		8	2				
																		256	H	Canisius		11	0				
																		256	H	Canisius		7	0				



RPI	S	Opponent	Score	
272	H	Wagner	3	2
272	H	Wagner	4	1
282	A	N.C. Central	8	2
282	A	N.C. Central	8	0
291	A	South Carolina St.	2	0
291	A	South Carolina St.	8	0
291	H	South Carolina St.	6	1
291	H	South Carolina St.	5	0

Col. of Charleston

C  
o  
l  
.  
o  
f  
C  
h  
a  
r  
l  
e  
s  
t  
o  
n

C  
o  
l  
.  
o  
f  
C  
h  
a  
r  
l  
e  
s  
t  
o  
n



Average RPI Win: 169		WON-LOST	WINNING	LAST 10	STRENGTH OF		OPP. STRENGTH	TEAM	ADJ	CONF.	ADJ CONF.
Average RPI Loss: 53		RECORD	PCT. RANK	GAMES	SCHEDULE		OF SCHEDULE	RPI	RPI	RPI	RPI
DIV. I ONLY		21-27-0	.4375	180	3-7-0		53	63	107	.51907	105
DIV. I NON-CONF.		17-10-0	.62963	73	2-0-0		54	121	50	.56231	53
TOTALS		RPI 1-25	RPI 26-50		W-L RECORDS		RPI 51-100		RPI 101-150		RPI 150+
21-27-0		0-8-0	2-10-0		OVERALL		3-6-0		2-2-0		14-1-0
9-10-0		0-0-0	1-7-0		HOME		3-2-0		0-0-0		5-1-0
5-12-0		0-5-0	0-3-0		AWAY		0-3-0		0-1-0		5-0-0
7-5-0		0-3-0	1-0-0		NEUTRAL		0-1-0		2-1-0		4-0-0
17-10-0		0-5-0	1-2-0		NON-CONFERENCE		2-1-0		2-2-0		12-0-0
5-2-0		0-0-0	0-2-0		HOME		2-0-0		0-0-0		3-0-0
5-3-0		0-2-0	0-0-		AWAY		0-0-0		0-1-0		5-0-0
7-5-0		0-3-0	1-0-0		NEUTRAL		0-1-0		2-1-0		4-0-0
4-17-0		0-3-0	1-8-0		CONFERENCE		1-5-0		0-0-0		2-1-0
4-8-0		0-0-0	1-5-0		HOME		1-2-0		0-0-0		2-1-0
0-9-0		0-3-0	0-3-0		AWAY		0-3-0		0-0-0		0-0-0
0-0-0		0-0-0	0-0-0		NEUTRAL		0-0-0		0-0-0		0-0-0
RPI S	Opponent	Score	RPI S	Opponent	Score	RPI S	Opponent	Score	RPI S	Opponent	Score
4 N	Oregon	0 13	36 H	James Madison	2 3	61 N	North Dakota St.	1 5	101 N	Robert Morris	4 0
5 A	LSU	0 4	36 H	James Madison	2 10	81 H	Longwood	8 7	103 N	Colorado St.	7 1
5 A	LSU	2 7	37 H	Virginia Tech	1 5	81 H	Longwood	5 3	111 N	UNC Greensboro	1 2
13 N	Washington	1 7	37 H	Virginia Tech	7 3	83 H	Georgia Tech	4 2	114 A	Campbell	0 8
18 N	Stanford	0 4	37 H	Virginia Tech	0 6	83 H	Georgia Tech	3 7	157 A	Winthrop	5 0
21 A	Florida St.	0 2	39 A	North Carolina	1 5	83 H	Georgia Tech	2 5	158 H	George Washington	2 1
21 A	Florida St.	2 10	39 A	North Carolina	1 2	89 A	Maryland	5 6	170 N	Memphis	2 0
21 A	Florida St.	2 3	39 A	North Carolina	1 2	89 A	Maryland	6 9	174 N	Nicholls St.	4 3
			45 H	North Carolina St.	0 2	89 A	Maryland	5 6	208 H	Boston College	4 1
			45 H	North Carolina St.	0 10				208 H	Boston College	3 2
			45 H	North Carolina St.	1 10				208 H	Boston College	2 3
			48 N	San Diego St.	5 2				214 A	Liberty	7 6
									214 A	Liberty	7 3
									217 A	George Mason	8 0
									217 A	George Mason	15 3
									265 N	Rhode Island	4 2
									271 N	St. Bonaventure	15 5
									274 H	Delaware St.	10 1
									274 H	Delaware St.	9 1
LAST 10 GAMES											
			37 H	Virginia Tech	7 3	45 H	North Carolina St.	0 2			
			37 H	Virginia Tech	0 6	45 H	North Carolina St.	1 10			
			37 H	Virginia Tech	1 5	45 H	North Carolina St.	0 10			
			214 A	Liberty	7 3	21 A	Florida St.	0 2			
			214 A	Liberty	7 6	21 A	Florida St.	2 3			

Non-Div. I Games:

Virginia



Average RPI Win:		129	WON-LOST RECORD		WINNING PCT. RANK		LAST 10 GAMES		STRENGTH OF SCHEDULE		OPP. STRENGTH OF SCHEDULE		TEAM RPI		ADJ RPI		CONF. RPI		ADJ CONF. RPI				
DIV. I ONLY			24-26-0		.48	149	5-5-0		79		106		112		.51783		106	15		15			
DIV. I NON-CONF.			12-16-0		.42857	181	0-2-0		39		90		103		.52184		104	13		12			
TOTALS		RPI 1-25		RPI 26-50				W-L RECORDS		RPI 51-100				RPI 101-150				RPI 150+					
24-26-0		1-1-0		3-4-0				OVERALL		4-12-0				5-2-0				11-7-0					
14-6-0		0-0-0		0-1-0				HOME		1-4-0				3-0-0				10-1-0					
3-13-0		0-0-0		2-1-0				AWAY		1-5-0				0-2-0				0-5-0					
7-7-0		1-1-0		1-2-0				NEUTRAL		2-3-0				2-0-0				1-1-0					
12-16-0		1-1-0		1-3-0				NON-CONFERENCE		3-8-0				5-0-0				2-4-0					
5-3-0		0-0-0		0-1-0				HOME		1-2-0				3-0-0				1-0-0					
0-6-0		0-0-0		0-0-				AWAY		0-3-0				0-0-0				0-3-0					
7-7-0		1-1-0		1-2-0				NEUTRAL		2-3-0				2-0-0				1-1-0					
12-10-0		0-0-0		2-1-0				CONFERENCE		1-4-0				0-2-0				9-3-0					
9-3-0		0-0-0		0-0-0				HOME		0-2-0				0-0-0				9-1-0					
3-7-0		0-0-0		2-1-0				AWAY		1-2-0				0-2-0				0-2-0					
0-0-0		0-0-0		0-0-0				NEUTRAL		0-0-0				0-0-0				0-0-0					
RPI	S	Opponent		Score		RPI	S	Opponent		Score		RPI	S	Opponent		Score		RPI	S	Opponent		Score	
6	N	Alabama		1	10	26	H	Wisconsin		3	7	51	A	FGCU		0	6	121	N	UC Davis		8	7
23	N	Hofstra		7	5	37	N	Virginia Tech		0	9	63	H	Illinois		2	4	130	H	Saint Louis		7	6
						37	N	Virginia Tech		2	4	65	A	Eastern Ill.		0	8	130	H	Saint Louis		11	3
						43	N	South Fla.		5	4	69	H	SIU Edwardsville		4	6	135	N	Chattanooga		6	3
						46	A	Illinois St.		6	10	76	N	UCF		2	5	136	H	Northern Ill.		12	4
						46	A	Illinois St.		11	10	82	A	Creighton		6	1	141	A	UNI		3	4
						46	A	Illinois St.		9	3	82	A	Creighton		5	6	141	A	UNI		1	2
												82	A	Creighton		0	5	166	H	Bradley		3	2
												84	N	Ga. Southern		0	1	166	H	Bradley		6	5
												84	N	Ga. Southern		10	1	166	H	Bradley		4	3
												86	A	UT Martin		4	5	171	N	Massachusetts		3	4
												88	H	Drake		7	9	173	H	Missouri St.		7	1
												88	H	Drake		9	11	173	H	Missouri St.		5	4
												90	N	Appalachian St.		9	10	173	H	Missouri St.		7	5
												90	N	Fordham		4	0	181	A	Evansville		2	4
												92	H	Eastern Ky.		9	1	181	A	Evansville		7	8
																		181	H	Evansville		4	3
																		184	H	Wichita St.		2	6
																		184	H	Wichita St.		7	6
																		184	H	Wichita St.		14	6
																		186	N	LIU Brooklyn		4	2
																		196	H	Butler		9	0
																		206	A	Austin Peay		7	11
																		206	A	Austin Peay		2	8
																		232	A	Southeast Mo. St.		7	14
LAST 10 GAMES						63	H	Illinois		2	4	181	H	Evansville		4	3	206	A	Austin Peay		7	11
						166	H	Bradley		3	2	82	A	Creighton		0	5	206	A	Austin Peay		2	8
						166	H	Bradley		6	5	82	A	Creighton		5	6	232	A	Southeast Mo. St.		7	14
						166	H	Bradley		4	3	82	A	Creighton		6	1						
						232	A	Southeast Mo. St.		7	14	181	A	Evansville		7	8						

Non-Div. I Games:

Southern Ill.



Pen

Penn



RPI	S	Opponent	Score	
235	N	Sacred Heart	5	1
242	A	Columbia	6	8
242	A	Columbia	6	2
242	H	Columbia	12	4
242	H	Columbia	2	1
258	H	Holy Cross	8	0
258	H	Holy Cross	5	1
258	N	Holy Cross	12	4
270	A	Brown	6	4
270	A	Brown	7	1
273	A	Yale	9	0
273	A	Yale	7	0
280	H	Lafayette	11	2
280	H	Lafayette	8	0

Penn

P  
e  
n  
n

P  
e  
n  
n



Average RPI Win:	170	WON-LOST RECORD	WINNING PCT. RANK	LAST 10 GAMES	STRENGTH OF SCHEDULE	OPP. STRENGTH OF SCHEDULE	TEAM RPI	ADJ RPI	CONF. RPI	ADJ CONF. RPI		
Average RPI Loss:	65											
DIV. I ONLY		29-23-0	.55769	113	4-6-0	137	74	105	.5175	108	10	7
DIV. I NON-CONF.		19-12-0	.6129	82	0-1-0	197	110	108	.51641	113	9	7
<hr/>												
TOTALS	RPI 1-25	RPI 26-50		W-L RECORDS		RPI 51-100		RPI 101-150		RPI 150+		
29-23-0	1-8-0	0-2-0		OVERALL		4-8-0		8-3-0		16-2-0		
11-6-0	0-2-0	0-0-0		HOME		1-2-0		5-2-0		5-0-0		
10-12-0	1-3-0	0-2-0		AWAY		2-4-0		2-1-0		5-2-0		
8-5-0	0-3-0	0-0-0		NEUTRAL		1-2-0		1-0-0		6-0-0		
19-12-0	0-6-0	0-2-0		NON-CONFERENCE		1-2-0		2-0-0		16-2-0		
6-2-0	0-2-0	0-0-0		HOME		0-0-0		1-0-0		5-0-0		
5-5-0	0-1-0	0-0-		AWAY		0-0-0		0-0-0		5-2-0		
8-5-0	0-3-0	0-0-0		NEUTRAL		1-2-0		1-0-0		6-0-0		
10-11-0	1-2-0	0-0-0		CONFERENCE		3-6-0		6-3-0		0-0-0		
5-4-0	0-0-0	0-0-0		HOME		1-2-0		4-2-0		0-0-0		
5-7-0	1-2-0	0-0-0		AWAY		2-4-0		2-1-0		0-0-0		
0-0-0	0-0-0	0-0-0		NEUTRAL		0-0-0		0-0-0		0-0-0		
RPI	S	Opponent	Score	RPI	S	Opponent	Score	RPI	S	Opponent	Score	
1	N	Oklahoma	2 5	29	A	Arizona	0 9	54	H	Cal St. Fullerton	0 3	
9	N	Tennessee	0 5	29	A	Arizona	2 12	54	H	Cal St. Fullerton	3 6	
10	H	Missouri	3 11					54	H	Cal St. Fullerton	8 6	
10	H	Missouri	1 12					58	A	Long Beach St.	0 6	
15	N	South Ala.	0 3					58	A	Long Beach St.	2 1	
19	A	UCLA	3 8					58	A	Long Beach St.	2 5	
22	A	Hawaii	4 1					61	N	North Dakota St.	1 7	
22	A	Hawaii	9 11					70	A	Pacific	5 3	
22	A	Hawaii	0 8					70	A	Pacific	2 3	
								70	A	Pacific	5 6	
								73	N	Northwestern St.	5 0	
								99	N	Nevada	1 7	



RPI	S	Opponent	Score	
267	N	Weber St.	4	1
287	N	Grambling	6	0

UC Santa Barbara

U  
C  
S  
a  
n  
t  
a  
B  
a  
r  
b  
a  
r  
a

U  
C  
S  
a  
n  
t  
a  
B  
a  
r  
b  
a  
r  
a



UNLV

Average RPI Win: 120		WON-LOST RECORD		WINNING PCT. RANK		LAST 10 GAMES		STRENGTH OF SCHEDULE		OPP. STRENGTH OF SCHEDULE		TEAM RPI		ADJ RPI		CONF. RPI		ADJ CONF. RPI				
Average RPI Loss: 88																						
DIV. I ONLY		21-28-0		.42857 184		4-6-0		60		81		119		.51738 109		11		11				
DIV. I NON-CONF.		14-20-0		.41176 191		0-2-0		36		62		107		.52426 100		11		11				
TOTALS		RPI 1-25		RPI 26-50		W-L RECORDS		RPI 51-100		RPI 101-150		RPI 150+										
21-28-0		1-3-0		2-4-0		OVERALL		5-9-0		8-9-0		5-3-0										
14-13-0		1-0-0		1-4-0		HOME		3-4-0		7-4-0		2-1-0										
2-6-0		0-0-0		0-0-0		AWAY		2-3-0		0-3-0		0-0-0										
5-9-0		0-3-0		1-0-0		NEUTRAL		0-2-0		1-2-0		3-2-0										
14-20-0		1-3-0		2-4-0		NON-CONFERENCE		3-8-0		3-2-0		5-3-0										
9-9-0		1-0-0		1-4-0		HOME		3-4-0		2-0-0		2-1-0										
0-2-0		0-0-0		0-0-		AWAY		0-2-0		0-0-0		0-0-0										
5-9-0		0-3-0		1-0-0		NEUTRAL		0-2-0		1-2-0		3-2-0										
7-8-0		0-0-0		0-0-0		CONFERENCE		2-1-0		5-7-0		0-0-0										
5-4-0		0-0-0		0-0-0		HOME		0-0-0		5-4-0		0-0-0										
2-4-0		0-0-0		0-0-0		AWAY		2-1-0		0-3-0		0-0-0										
0-0-0		0-0-0		0-0-0		NEUTRAL		0-0-0		0-0-0		0-0-0										
RPI	S	Opponent		Score		RPI	S	Opponent		Score		RPI	S	Opponent		Score						
4	N	Oregon		2	4	27	H	Tulsa		1	13	54	A	Cal St. Fullerton		4	5	103	A	Colorado St.	7	15
5	N	LSU		1	6	27	H	Tulsa		10	6	54	A	Cal St. Fullerton		0	3	103	A	Colorado St.	10	18
14	H	Louisville		10	1	31	H	Minnesota		0	4	56	H	Texas Tech		6	10	103	A	Colorado St.	0	2
19	N	UCLA		3	4	37	N	Virginia Tech		3	1	56	H	Texas Tech		5	3	110	H	Fresno St.	4	6
						44	H	DePaul		0	9	58	N	Long Beach St.		2	7	110	H	Fresno St.	8	2
						44	H	DePaul		1	2	59	H	San Jose St.		2	1	110	H	Fresno St.	4	1
												61	N	North Dakota St.		0	1	117	N	BYU	3	5
												64	H	Utah		6	14	126	H	Utah Valley	9	5
												76	H	UCF		12	10	129	H	Boise St.	7	9
												80	H	New Mexico St.		0	8	129	H	Boise St.	5	0
												80	H	New Mexico St.		3	5	129	H	Boise St.	6	15
												99	A	Nevada		13	2	132	N	Loyola Marymount	1	4
												99	A	Nevada		4	5	133	H	New Mexico	1	0
												99	A	Nevada		5	3	133	H	New Mexico	0	10
																		133	H	New Mexico	8	0
																		139	H	Cal St. Northridge	4	2
																		140	N	Texas-Arlington	2	0
																		167	H	Portland St.	5	2
																		171	N	Massachusetts	5	0
																		183	H	Ohio	3	11
																		188	N	Bryant	1	2
																		213	N	Marist	1	0
																		219	N	Buffalo	8	3
																		267	H	Weber St.	6	0
																		267	N	Weber St.	3	7
				LAST 10 GAMES																		
				129	H	Boise St.		5	0	99	A	Nevada		13	2							
				129	H	Boise St.		7	9	54	A	Cal St. Fullerton		0	3							
				129	H	Boise St.		6	15	54	A	Cal St. Fullerton		4	5							
				99	A	Nevada		5	3	133	H	New Mexico		1	0							
				99	A	Nevada		4	5	133	H	New Mexico		0	10							

Non-Div. I Games:

UNLV



Average RPI Win: 143		WON-LOST	WINNING	LAST 10	STRENGTH OF		OPP. STRENGTH	TEAM	ADJ	CONF.	ADJ CONF.
Average RPI Loss: 106		RECORD	PCT. RANK	GAMES	SCHEDULE		OF SCHEDULE	RPI	RPI	RPI	RPI
DIV. I ONLY		30-22-0	.57692	101	6-4-0		173	79	110	.51724	110
DIV. I NON-CONF.		19-15-0	.55882	104	0-0-0		202	82	138	.50506	136
TOTALS		RPI 1-25	RPI 26-50		W-L RECORDS		RPI 51-100		RPI 101-150		RPI 150+
30-22-0		0-4-0	2-2-0		OVERALL		4-3-0		14-6-0		10-7-0
18-3-0		0-1-0	0-0-0		HOME		4-1-0		9-0-0		5-1-0
5-9-0		0-0-0	1-2-0		AWAY		0-1-0		2-4-0		2-2-0
7-10-0		0-3-0	1-0-0		NEUTRAL		0-1-0		3-2-0		3-4-0
19-15-0		0-4-0	1-0-0		NON-CONFERENCE		2-2-0		6-2-0		10-7-0
10-2-0		0-1-0	0-0-0		HOME		2-0-0		3-0-0		5-1-0
3-5-0		0-0-0	0-0-		AWAY		0-1-0		1-2-0		2-2-0
6-8-0		0-3-0	1-0-0		NEUTRAL		0-1-0		2-0-0		3-4-0
11-7-0		0-0-0	1-2-0		CONFERENCE		2-1-0		8-4-0		0-0-0
8-1-0		0-0-0	0-0-0		HOME		2-1-0		6-0-0		0-0-0
2-4-0		0-0-0	1-2-0		AWAY		0-0-0		1-2-0		0-0-0
1-2-0		0-0-0	0-0-0		NEUTRAL		0-0-0		1-2-0		0-0-0
RPI S	Opponent	Score	RPI S	Opponent	Score	RPI S	Opponent	Score	RPI S	Opponent	Score
10 N	Missouri	0 4	48 A	San Diego St.	3 5	58 N	Long Beach St.	0 8	103 N	Colorado St.	2 3
10 N	Missouri	3 11	48 A	San Diego St.	4 0	59 A	San Jose St.	2 5	103 N	Colorado St.	5 0
17 H	California	0 1	48 A	San Diego St.	2 3	70 H	Pacific	1 0	103 N	Colorado St.	4 7
19 N	UCLA	1 7	50 N	Kansas	3 2	94 H	Iowa St.	7 6	108 A	UC Santa Barbara	2 5
						99 H	Nevada	4 3	109 A	UNLV	2 8
						99 H	Nevada	6 4	109 A	UNLV	1 4
						99 H	Nevada	0 1	109 A	UNLV	6 4
									117 N	BYU	5 4
									119 A	Cal Poly	6 1
									119 A	Cal Poly	5 6
									121 H	UC Davis	4 2
									129 H	Boise St.	3 1
									129 H	Boise St.	7 4
									129 H	Boise St.	5 0
									133 H	New Mexico	2 1
									133 H	New Mexico	3 0
									133 H	New Mexico	4 0
									139 H	Cal St. Northridge	3 2
									139 H	Cal St. Northridge	8 2
									139 N	Cal St. Northridge	2 1
									164 H	St. Mary's (CA)	8 0
									164 N	St. Mary's (CA)	2 3
									164 N	St. Mary's (CA)	4 0
									172 N	Idaho St.	5 6
									175 N	Texas St.	6 1
									176 H	Southern Miss.	3 5
									191 A	Sacramento St.	0 3
			LAST 10 GAMES								
			133 H	New Mexico	4 0	48 A	San Diego St.	3 5			
			133 H	New Mexico	2 1	103 N	Colorado St.	5 0			
			133 H	New Mexico	3 0	103 N	Colorado St.	2 3			
			48 A	San Diego St.	4 0	103 N	Colorado St.	4 7			
			48 A	San Diego St.	2 3	129 H	Boise St.	3 1			

Non-Div. I Games:

Fresno St.



**F  
r  
e  
s  
n  
o  
s  
t  
.**

1  
2  
3  
4  
5  
6  
7  
8  
9

Fresno St.



Average RPI Win:	184	WON-LOST	WINNING	LAST 10	STRENGTH OF	OPP. STRENGTH	TEAM	ADJ	CONF.	ADJ CONF.	
Average RPI Loss:	117	RECORD	PCT. RANK	GAMES	SCHEDULE	OF SCHEDULE	RPI	RPI	RPI	RPI	
DIV. I ONLY	35-17-0	.67308	52	4-6-0	236	164	113	.51642	111	14	14
DIV. I NON-CONF.	23-7-0	.76667	29	1-1-0	261	204	91	.52791	93	15	15
<hr/>											
TOTALS	RPI 1-25	RPI 26-50		W-L RECORDS		RPI 51-100		RPI 101-150		RPI 150+	
35-17-0	0-0-0	0-3-0		OVERALL		7-4-0		3-5-0		25-5-0	
15-8-0	0-0-0	0-0-0		HOME		4-2-0		1-3-0		10-3-0	
12-8-0	0-0-0	0-3-0		AWAY		1-2-0		1-2-0		10-1-0	
8-1-0	0-0-0	0-0-0		NEUTRAL		2-0-0		1-0-0		5-1-0	
<hr/>											
23-7-0	0-0-0	0-3-0		NON-CONFERENCE		4-1-0		1-0-0		18-3-0	
10-3-0	0-0-0	0-0-0		HOME		2-1-0		0-0-0		8-2-0	
5-3-0	0-0-0	0-0-		AWAY		0-0-0		0-0-0		5-0-0	
8-1-0	0-0-0	0-0-0		NEUTRAL		2-0-0		1-0-0		5-1-0	
<hr/>											
12-10-0	0-0-0	0-0-0		CONFERENCE		3-3-0		2-5-0		7-2-0	
5-5-0	0-0-0	0-0-0		HOME		2-1-0		1-3-0		2-1-0	
7-5-0	0-0-0	0-0-0		AWAY		1-2-0		1-2-0		5-1-0	
0-0-0	0-0-0	0-0-0		NEUTRAL		0-0-0		0-0-0		0-0-0	
<hr/>											
RPI S	Opponent	Score	RPI S	Opponent	Score	RPI S	Opponent	Score	RPI S	Opponent	Score
			37 A	Virginia Tech	1 8	65 H	Eastern Ill.	5 1	104 H	Col. of Charleston	2 0
			37 A	Virginia Tech	9 10	65 N	Eastern Ill.	2 0	104 H	Col. of Charleston	5 7
			39 A	North Carolina	3 7	84 A	Ga. Southern	2 5	105 N	Virginia	2 1
						84 A	Ga. Southern	2 1	120 H	Furman	5 10
						84 A	Ga. Southern	3 7	120 H	Furman	0 8
						90 H	Appalachian St.	1 6	135 A	Chattanooga	9 13
						90 H	Appalachian St.	5 3	135 A	Chattanooga	8 7
						90 H	Appalachian St.	3 1	135 A	Chattanooga	5 6
						93 N	Monmouth	5 2	154 N	Dayton	6 4
						97 H	Marshall	7 2	155 H	Towson	0 1
						97 H	Marshall	3 4	169 H	Charlotte	8 6
									169 H	Charlotte	4 8
									178 H	Samford	4 0
									178 H	Samford	0 5
									178 H	Samford	9 1
									187 A	Elon	5 1
									187 A	Elon	5 8
									187 A	Elon	10 2
									211 A	Western Caro.	11 1
									211 A	Western Caro.	7 3
									211 A	Western Caro.	5 1
			LAST 10 GAMES						214 H	Liberty	8 0
			104 H	Col. of Charleston	2 0	39 A	North Carolina	3 7	214 H	Liberty	5 4
			104 H	Col. of Charleston	5 7	135 A	Chattanooga	9 13	217 N	George Mason	5 4
			84 A	Ga. Southern	3 7	135 A	Chattanooga	5 6	217 N	George Mason	2 1
			84 A	Ga. Southern	2 5	135 A	Chattanooga	8 7	220 H	Quinnipiac	9 1
			84 A	Ga. Southern	2 1	282 H	N.C. Central	10 0	220 H	Quinnipiac	10 8

Non-Div. I Games:

UNC Greensboro



RPI	S	Opponent	Score	
221	H	Drexel	9	4
225	N	Belmont	0	1
225	N	Belmont	1	0
234	A	Charleston So.	5	4
236	A	UNC Wilmington	9	0
238	N	Hartford	3	1
264	A	Alabama St.	4	0
279	A	N.C. A&T	10	1
279	A	N.C. A&T	11	8
282	H	N.C. Central	11	3
282	H	N.C. Central	10	0

UNC Greensboro

U  
N  
C  
G  
r  
e  
e  
n  
s  
b  
o  
r  
o

U  
N  
C  
G  
r  
e  
e  
n  
s  
b  
o  
r  
o



Average RPI Win: 183		WON-LOST RECORD		WINNING PCT. RANK		LAST 10 GAMES		STRENGTH OF SCHEDULE		OPP. STRENGTH OF SCHEDULE		TEAM RPI		ADJ RPI		CONF. RPI		ADJ CONF. RPI	
Average RPI Loss: 119		27-19-1		.58511 96		7-3-0		144		188		109		.51623 112		19		19	
DIV. I ONLY		11-12-1		.47917 155		1-2-0		77		182		119		.51107 121		18		19	
DIV. I NON-CONF.																			
TOTALS		RPI 1-25		RPI 26-50		W-L RECORDS		RPI 51-100		RPI 101-150		RPI 150+							
27-19-1		0-2-0		0-2-0		OVERALL		3-3-0		4-7-1		20-5-0							
8-4-0		0-0-0		0-0-0		HOME		0-0-0		0-2-0		8-2-0							
11-8-1		0-2-0		0-0-0		AWAY		1-2-0		4-2-1		6-2-0							
8-7-0		0-0-0		0-2-0		NEUTRAL		2-1-0		0-3-0		6-1-0							
11-12-1		0-2-0		0-2-0		NON-CONFERENCE		2-2-0		1-4-1		8-2-0							
1-1-0		0-0-0		0-0-0		HOME		0-0-0		0-0-0		1-1-0							
2-5-1		0-2-0		0-0-		AWAY		0-1-0		1-1-1		1-1-0							
8-6-0		0-0-0		0-2-0		NEUTRAL		2-1-0		0-3-0		6-0-0							
16-7-0		0-0-0		0-0-0		CONFERENCE		1-1-0		3-3-0		12-3-0							
7-3-0		0-0-0		0-0-0		HOME		0-0-0		0-2-0		7-1-0							
9-3-0		0-0-0		0-0-0		AWAY		1-1-0		3-1-0		5-1-0							
0-1-0		0-0-0		0-0-0		NEUTRAL		0-0-0		0-0-0		0-1-0							
RPI S	Opponent	Score		RPI S	Opponent	Score		RPI S	Opponent	Score		RPI S	Opponent	Score					
14 A	Louisville	2	3	30 N	Georgia	1	8	51 N	FGCU	3	1	101 A	Robert Morris	2	2				
14 A	Louisville	0	5	49 N	Georgia St.	3	9	62 A	Ball St.	5	3	101 A	Robert Morris	4	3				
								62 A	Ball St.	5	6	115 A	Central Mich.	5	4				
								65 N	Eastern Ill.	0	1	115 A	Central Mich.	0	3				
								66 A	Auburn	3	5	120 N	Furman	5	8				
								92 N	Eastern Ky.	4	2	127 A	Penn St.	1	2				
												134 N	Binghamton	0	8				
												136 H	Northern Ill.	1	5				
												136 H	Northern Ill.	3	4				
												142 A	Bowling Green	1	0				
												142 A	Bowling Green	5	1				
												148 N	Ill.-Chicago	1	2				
												157 A	Winthrop	0	3				
												168 N	Western Ill.	4	3				
												182 H	Western Mich.	8	2				
												182 H	Western Mich.	2	1				
												183 H	Ohio	2	1				
												183 H	Ohio	0	8				
												193 N	Army	5	2				
												194 N	East Tenn. St.	5	4				
												197 A	Radford	4	3				
												201 A	Eastern Mich.	11	2				
												201 A	Eastern Mich.	4	3				
												203 H	Akron	5	3				
												203 H	Akron	2	1				
												212 A	Miami (OH)	3	2				
												212 A	Miami (OH)	2	0				
												212 A	Miami (OH)	2	0				

Non-Div. I Games:

Kent St.



K  
e  
n  
t  
s  
t  
.

K  
e  
n  
t  
s  
t  
.  

Kent St.



Average RPI Win:	223	WON-LOST RECORD	WINNING PCT. RANK	LAST 10 GAMES	STRENGTH OF SCHEDULE	OPP. STRENGTH OF SCHEDULE	TEAM RPI	ADJ RPI	CONF. RPI	ADJ CONF. RPI		
DIV. I ONLY		35-20-0	.63636	69	4-6-0	168	228	103	.51559	113	12	12
DIV. I NON-CONF.		23-11-0	.67647	59	1-3-0	217	281	124	.50631	131	12	13
<hr/>												
TOTALS	RPI 1-25	RPI 26-50		W-L RECORDS		RPI 51-100		RPI 101-150		RPI 150+		
35-20-0	0-4-0	0-6-0		OVERALL		1-3-0		1-0-0		33-7-0		
14-6-0	0-0-0	0-3-0		HOME		0-0-0		0-0-0		14-3-0		
11-12-0	0-3-0	0-3-0		AWAY		0-3-0		1-0-0		10-3-0		
10-2-0	0-1-0	0-0-0		NEUTRAL		1-0-0		0-0-0		9-1-0		
23-11-0	0-1-0	0-0-0		NON-CONFERENCE		1-3-0		1-0-0		21-7-0		
8-3-0	0-0-0	0-0-0		HOME		0-0-0		0-0-0		8-3-0		
5-6-0	0-0-0	0-0-		AWAY		0-3-0		1-0-0		4-3-0		
10-2-0	0-1-0	0-0-0		NEUTRAL		1-0-0		0-0-0		9-1-0		
12-9-0	0-3-0	0-6-0		CONFERENCE		0-0-0		0-0-0		12-0-0		
6-3-0	0-0-0	0-3-0		HOME		0-0-0		0-0-0		6-0-0		
6-6-0	0-3-0	0-3-0		AWAY		0-0-0		0-0-0		6-0-0		
0-0-0	0-0-0	0-0-0		NEUTRAL		0-0-0		0-0-0		0-0-0		
RPI S	Opponent	Score	RPI S	Opponent	Score	RPI S	Opponent	Score	RPI S	Opponent	Score	
15 N	South Ala.	0 1	36 H	James Madison	2 3	68 A	Saint Joseph's	3 4	145 A	Southeastern La.	4 2	
23 A	Hofstra	1 7	36 H	James Madison	2 6	68 A	Saint Joseph's	1 7	152 H	Villanova	2 4	
23 A	Hofstra	2 11	36 H	James Madison	0 6	71 A	Jacksonville	2 8	152 H	Villanova	0 2	
23 A	Hofstra	0 3	49 A	Georgia St.	5 6	86 N	UT Martin	7 2	152 H	Villanova	1 3	
			49 A	Georgia St.	2 4				155 H	Towson	6 3	
			49 A	Georgia St.	0 8				155 H	Towson	5 3	
									155 H	Towson	4 2	
									159 N	Louisiana Tech	4 3	
									161 N	Seton Hall	5 2	
									193 A	Army	3 4	
									193 A	Army	0 7	
									193 N	Army	2 4	
									193 N	Army	11 1	
									204 A	Hampton	2 1	
									213 N	Marist	5 3	
									217 A	George Mason	4 0	
									217 A	George Mason	2 0	
									217 A	George Mason	4 1	
									221 A	Drexel	6 3	
									221 A	Drexel	3 2	
									221 A	Drexel	11 4	
			LAST 10 GAMES						236 H	UNC Wilmington	6 2	
			236 H	UNC Wilmington	2 1	49 A	Georgia St.	0 8	236 H	UNC Wilmington	2 1	
			236 H	UNC Wilmington	6 2	49 A	Georgia St.	2 4	236 H	UNC Wilmington	6 1	
			236 H	UNC Wilmington	6 1	49 A	Georgia St.	5 6	237 A	Norfolk St.	12 4	
			152 H	Villanova	0 2	286 A	Saint Peter's	7 4	237 A	Norfolk St.	10 2	
			152 H	Villanova	1 3	286 A	Saint Peter's	3 6	237 H	Norfolk St.	15 6	

Non-Div. I Games:

Delaware



Delaware



Average RPI Win:		201	WON-LOST		WINNING		LAST 10		STRENGTH OF		OPP. STRENGTH		TEAM		ADJ		CONF.		ADJ CONF.					
Average RPI Loss:		97	RECORD		PCT. RANK		GAMES		SCHEDULE		OF SCHEDULE		RPI		RPI		RPI		RPI					
DIV. I ONLY			37-19-0		.66071		58		7-3-0		229		154		110		.51514		114		20		20	
DIV. I NON-CONF.			19-13-0		.59375		88		3-1-0		227		140		140		.50155		142		19		18	
TOTALS		RPI 1-25		RPI 26-50		W-L RECORDS		RPI 51-100		RPI 101-150		RPI 150+												
37-19-0		0-1-0		0-8-0		OVERALL		2-4-0		1-1-0		34-5-0												
21-8-0		0-0-0		0-4-0		HOME		1-2-0		1-0-0		19-2-0												
12-6-0		0-1-0		0-1-0		AWAY		1-2-0		0-0-0		11-2-0												
4-5-0		0-0-0		0-3-0		NEUTRAL		0-0-0		0-1-0		4-1-0												
19-13-0		0-1-0		0-8-0		NON-CONFERENCE		0-0-0		1-1-0		18-3-0												
11-5-0		0-0-0		0-4-0		HOME		0-0-0		1-0-0		10-1-0												
4-3-0		0-1-0		0-0-		AWAY		0-0-0		0-0-0		4-1-0												
4-5-0		0-0-0		0-3-0		NEUTRAL		0-0-0		0-1-0		4-1-0												
18-6-0		0-0-0		0-0-0		CONFERENCE		2-4-0		0-0-0		16-2-0												
10-3-0		0-0-0		0-0-0		HOME		1-2-0		0-0-0		9-1-0												
8-3-0		0-0-0		0-0-0		AWAY		1-2-0		0-0-0		7-1-0												
0-0-0		0-0-0		0-0-0		NEUTRAL		0-0-0		0-0-0		0-0-0												
RPI	S	Opponent		Score		RPI	S	Opponent		Score		RPI	S	Opponent		Score		RPI	S	Opponent		Score		
22	A	Hawaii		5 8		28	N	Western Ky.		5 8		81	H	Longwood		7 6		105	H	Virginia		8 0		
						28	N	Western Ky.		1 8		81	H	Longwood		5 6		142	N	Bowling Green		3 4		
						30	A	Georgia		0 11		81	H	Longwood		2 7		157	A	Winthrop		2 0		
						39	H	North Carolina		0 3		95	A	Coastal Caro.		2 1		157	A	Winthrop		6 0		
						40	H	South Carolina		1 2		95	A	Coastal Caro.		0 4		157	H	Winthrop		3 1		
						41	N	Northwestern		2 6		95	A	Coastal Caro.		4 6		158	H	George Washington		11 1		
						45	H	North Carolina St.		5 7								161	H	Seton Hall		7 6		
						45	H	North Carolina St.		0 8								169	H	Charlotte		3 1		
																		169	H	Charlotte		6 5		
																		170	N	Memphis		4 6		
																		170	N	Memphis		3 2		
																		187	A	Elon		7 5		
																		197	A	Radford		9 8		
																		197	A	Radford		11 4		
																		197	A	Radford		4 3		
																		204	A	Hampton		3 4		
																		204	A	Hampton		9 4		
																		207	A	Presbyterian		9 4		
																		207	A	Presbyterian		2 6		
																		207	A	Presbyterian		5 4		
																		209	H	Morehead St.		0 1		
																		214	H	Liberty		4 3		
																		214	H	Liberty		4 3		
																		214	H	Liberty		5 2		
																		218	N	Middle Tenn.		10 2		
																		218	N	Middle Tenn.		11 6		
																		221	H	Drexel		4 0		
						LAST 10 GAMES																		
						81	H	Longwood		2 7		236	A	UNC Wilmington		9 3								
						81	H	Longwood		7 6		236	A	UNC Wilmington		5 3								
						81	H	Longwood		5 6		197	A	Radford		11 4								
						204	A	Hampton		3 4		197	A	Radford		9 8								
						204	A	Hampton		9 4		197	A	Radford		4 3								



Campbell



Average RPI Win:		181	WON-LOST RECORD		WINNING PCT. RANK		LAST 10 GAMES		STRENGTH OF SCHEDULE		OPP. STRENGTH OF SCHEDULE		TEAM RPI		ADJ RPI		CONF. RPI		ADJ CONF. RPI					
DIV. I ONLY			29-18-0		.61702		78		4-6-0		193		160		116		.51442		115		19		19	
DIV. I NON-CONF.			14-11-0		.56		103		0-1-0		178		136		129		.50937		124		18		19	
TOTALS		RPI 1-25		RPI 26-50		W-L RECORDS		RPI 51-100		RPI 101-150		RPI 150+												
29-18-0		0-2-0		0-2-0		OVERALL		2-4-0		8-6-0		19-4-0												
9-5-0		0-0-0		0-0-0		HOME		0-2-0		3-1-0		6-2-0												
8-8-0		0-1-0		0-2-0		AWAY		0-0-0		2-3-0		6-2-0												
12-5-0		0-1-0		0-0-0		NEUTRAL		2-2-0		3-2-0		7-0-0												
14-11-0		0-2-0		0-2-0		NON-CONFERENCE		2-2-0		3-5-0		9-0-0												
2-0-0		0-0-0		0-0-0		HOME		0-0-0		0-0-0		2-0-0												
0-6-0		0-1-0		0-0-		AWAY		0-0-0		0-3-0		0-0-0												
12-5-0		0-1-0		0-0-0		NEUTRAL		2-2-0		3-2-0		7-0-0												
15-7-0		0-0-0		0-0-0		CONFERENCE		0-2-0		5-1-0		10-4-0												
7-5-0		0-0-0		0-0-0		HOME		0-2-0		3-1-0		4-2-0												
8-2-0		0-0-0		0-0-0		AWAY		0-0-0		2-0-0		6-2-0												
0-0-0		0-0-0		0-0-0		NEUTRAL		0-0-0		0-0-0		0-0-0												
RPI	S	Opponent		Score		RPI	S	Opponent		Score		RPI	S	Opponent		Score								
7	A	Michigan		0	11	43	A	South Fla.		1	4	62	H	Ball St.		4	6	112	H	Kent St.		4	5	
8	N	Kentucky		1	3	43	A	South Fla.		1	2	62	H	Ball St.		0	12	112	H	Kent St.		3	0	
												68	N	Saint Joseph's		8	3	127	N	Penn St.		7	4	
												90	N	Fordham		1	7	131	N	Loyola Chicago		3	2	
												96	N	Michigan St.		3	0	132	N	Loyola Marymount		1	2	
												98	N	IPFW		6	10	133	A	New Mexico		1	4	
																		133	A	New Mexico		0	4	
																		136	A	Northern Ill.		7	6	
																		136	A	Northern Ill.		7	3	
																		142	H	Bowling Green		4	2	
																		142	H	Bowling Green		5	0	
																		146	N	Stephen F. Austin		6	3	
																		148	N	Ill.-Chicago		2	3	
																		149	A	Indiana		1	2	
																		151	N	Providence		5	1	
																		166	N	Bradley		4	0	
																		171	N	Massachusetts		6	2	
																		182	A	Western Mich.		8	4	
																		182	A	Western Mich.		5	0	
																		183	A	Ohio		3	7	
																		183	A	Ohio		13	5	
																		201	A	Eastern Mich.		3	0	
																		201	A	Eastern Mich.		4	8	
																		203	A	Akron		3	2	
																		203	A	Akron		12	1	
																		204	N	Hampton		8	6	
																		212	H	Miami (OH)		0	2	
																		259	H	Toledo		2	3	
																		212	H	Miami (OH)		0	2	
LAST 10 GAMES																								
		183 A Ohio		13 5				212 H Miami (OH)		4 2				201 A Eastern Mich.		3 0								
		183 A Ohio		3 7				62 H Ball St.		0 12				203 A Akron		3 2								
		203 A Akron		3 2				62 H Ball St.		4 6				203 A Akron		12 1								
		203 A Akron		12 1				7 A Michigan		0 11				204 N Hampton		8 6								
		212 H Miami (OH)		0 2				259 H Toledo		2 3				212 H Miami (OH)		0 2								

Non-Div. I Games:

Central Mich.



RPI	S	Opponent	Score	
212	H	Miami (OH)	4	2
219	H	Buffalo	7	1
219	H	Buffalo	6	1
220	N	Quinnipiac	9	1
224	N	Wright St.	3	2
259	H	Toledo	2	3
259	H	Toledo	3	0
272	N	Wagner	7	4
276	H	Detroit	13	3
276	H	Detroit	9	1

Central Mich.

C  
e  
n  
t  
r  
a  
l  
M  
i  
c  
h  
.

C  
e  
n  
t  
r  
a  
l  
M  
i  
c  
h  
.



Average RPI Win:		155	WON-LOST RECORD		WINNING PCT. RANK		LAST 10 GAMES		STRENGTH OF SCHEDULE		OPP. STRENGTH OF SCHEDULE		TEAM RPI		ADJ RPI		CONF. RPI		ADJ CONF. RPI	
DIV. I ONLY			19-29-0		.39583 204		3-7-0		40		93		118		.51322 116		8		9	
DIV. I NON-CONF.			11-15-0		.42308 183		0-0-0		48		102		117		.51459 118		7		9	
TOTALS		RPI 1-25		RPI 26-50		W-L RECORDS		RPI 51-100		RPI 101-150		RPI 150+								
19-29-0		0-7-0		3-9-0		OVERALL		1-2-0		3-6-0		12-5-0								
3-9-0		0-0-0		0-6-0		HOME		0-0-0		0-1-0		3-2-0								
7-12-0		0-6-0		2-2-0		AWAY		0-0-0		2-3-0		3-1-0								
9-8-0		0-1-0		1-1-0		NEUTRAL		1-2-0		1-2-0		6-2-0								
11-15-0		0-5-0		2-1-0		NON-CONFERENCE		1-2-0		1-5-0		7-2-0								
0-1-0		0-0-0		0-0-0		HOME		0-0-0		0-1-0		0-0-0								
2-6-0		0-4-0		1-0-		AWAY		0-0-0		0-2-0		1-0-0								
9-8-0		0-1-0		1-1-0		NEUTRAL		1-2-0		1-2-0		6-2-0								
8-14-0		0-2-0		1-8-0		CONFERENCE		0-0-0		2-1-0		5-3-0								
3-8-0		0-0-0		0-6-0		HOME		0-0-0		0-0-0		3-2-0								
5-6-0		0-2-0		1-2-0		AWAY		0-0-0		2-1-0		2-1-0								
0-0-0		0-0-0		0-0-0		NEUTRAL		0-0-0		0-0-0		0-0-0								
RPI	S	Opponent		Score		RPI	S	Opponent		Score		RPI	S	Opponent		Score				
12	A	Arizona St.		2	8	28	A	Western Ky.		6	4	60	N	Ohio St.		0	4			
12	A	Arizona St.		0	10	36	N	James Madison		3	2	60	N	Ohio St.		0	9			
14	A	Louisville		5	8	39	N	North Carolina		2	4	90	N	Fordham		13	0			
14	A	Louisville		0	15	42	H	Notre Dame		2	10	101	A	Robert Morris		0	4			
16	A	Texas A&M		5	9	42	H	Notre Dame		0	7	101	A	Robert Morris		1	6			
16	A	Texas A&M		3	7	42	H	Notre Dame		1	7	121	N	UC Davis		0	2			
20	N	La.-Lafayette		0	8	43	H	South Fla.		0	5	127	H	Penn St.		7	11			
						43	H	South Fla.		0	10	143	A	Rutgers		6	3			
						43	H	South Fla.		1	7	143	A	Rutgers		2	1			
						44	A	DePaul		2	0	143	A	Rutgers		3	4			
						44	A	DePaul		2	7	146	N	Stephen F. Austin		0	8			
						44	A	DePaul		1	4	146	N	Stephen F. Austin		1	0			
								LAST 10 GAMES				151	H	Providence		4	2			
						143	A	Rutgers		6	3	151	H	Providence		5	6			
						143	A	Rutgers		2	1	154	N	Dayton		5	6			
						143	A	Rutgers		3	4	161	A	Seton Hall		8	7			
						151	H	Providence		4	2	161	A	Seton Hall		1	0			
						151	H	Providence		5	6	161	A	Seton Hall		3	4			
												177	N	Fairfield		5	3			
												182	N	Western Mich.		4	3			
												186	N	LIU Brooklyn		13	5			
												190	H	St. John's (NY)		6	3			
												190	H	St. John's (NY)		3	5			
												190	H	St. John's (NY)		3	2			
												195	N	Valparaiso		7	5			
						143	A	Rutgers		6	3	217	A	George Mason		7	0			
						143	A	Rutgers		2	1	251	N	South Dakota St.		7	3			
						143	A	Rutgers		3	4	256	N	Canisius		5	10			
						151	H	Providence		4	2	256	N	Canisius		9	2			
						151	H	Providence		5	6	14	A	Louisville		5	8			
												14	A	Louisville		0	15			

**Non-Div. I Games:**

Pittsburgh







RPI	S	Opponent	Score	
202	A	San Diego	3	0
202	A	San Diego	9	1
202	A	San Diego	5	0
202	A	San Diego	2	1
205	N	Seattle	10	0
213	H	Marist	11	6
241	H	Southern Utah	8	0
241	H	Southern Utah	8	0
247	A	Utah St.	5	0
257	A	Santa Clara	11	0
257	A	Santa Clara	3	0
257	A	Santa Clara	3	0
257	A	Santa Clara	3	0
269	N	Maine	3	2
269	N	Maine	6	4

BYU

B  
Y  
U

B  
Y  
U



[illegible]

**Non-Div. I Games:**

## Connecticut



RPI	S	Opponent	Score	
185	H	Boston U.	4	5
188	H	Bryant	5	2
190	H	St. John's (NY)	7	2
190	H	St. John's (NY)	4	3
190	H	St. John's (NY)	6	5
208	H	Boston College	6	4
209	N	Morehead St.	6	4
220	A	Quinnipiac	6	1
220	H	Quinnipiac	3	4
235	A	Sacred Heart	1	0
238	A	Hartford	3	0
265	A	Rhode Island	11	2

Connecticut

C  
o  
n  
n  
e  
c  
t  
i  
c  
u  
t

C  
o  
n  
n  
e  
c  
t  
i  
c  
u  
t



# Cal Poly

Cal Poly



F  
u  
r  
m  
a  
n

Furman



RPI	S	Opponent	Score	
228	A	Gardner-Webb	6	3
228	A	Gardner-Webb	3	2
238	N	Hartford	4	0
265	N	Rhode Island	4	0
291	A	South Carolina St.	11	1
291	A	South Carolina St.	6	2

Furman

F  
u  
r  
m  
a  
n

F  
u  
r  
m  
a  
n



Average RPI Win:	171	WON-LOST RECORD	WINNING PCT. RANK	LAST 10 GAMES		STRENGTH OF SCHEDULE	OPP. STRENGTH OF SCHEDULE	TEAM RPI	ADJ RPI	CONF. RPI	ADJ CONF. RPI			
DIV. I ONLY		27-27-0	.5	136	3-7-0	115	82	121	.51101	121	6	6		
DIV. I NON-CONF.		17-15-0	.53125	124	0-0-0	137	154	121	.51213	119	6	6		
<hr/>														
TOTALS	RPI 1-25	RPI 26-50		W-L RECORDS		RPI 51-100		RPI 101-150		RPI 150+				
27-27-0	0-6-0	1-4-0		OVERALL		4-10-0		2-4-0		20-3-0				
21-16-0	0-3-0	0-1-0		HOME		3-8-0		1-2-0		17-2-0				
6-7-0	0-2-0	1-3-0		AWAY		1-0-0		1-2-0		3-0-0				
0-4-0	0-1-0	0-0-0		NEUTRAL		0-2-0		0-0-0		0-1-0				
17-15-0	0-2-0	1-1-0		NON-CONFERENCE		1-7-0		1-2-0		14-3-0				
16-11-0	0-1-0	0-1-0		HOME		1-5-0		1-2-0		14-2-0				
1-0-0	0-0-0	1-0-		AWAY		0-0-0		0-0-0		0-0-0				
0-4-0	0-1-0	0-0-0		NEUTRAL		0-2-0		0-0-0		0-1-0				
10-12-0	0-4-0	0-3-0		CONFERENCE		3-3-0		1-2-0		6-0-0				
5-5-0	0-2-0	0-0-0		HOME		2-3-0		0-0-0		3-0-0				
5-7-0	0-2-0	0-3-0		AWAY		1-0-0		1-2-0		3-0-0				
0-0-0	0-0-0	0-0-0		NEUTRAL		0-0-0		0-0-0		0-0-0				
<hr/>														
RPI	S	Opponent	Score		RPI	S	Opponent	Score		RPI	S	Opponent	Score	
7	H	Michigan	2	4	28	A	Western Ky.	0	3	52	H	North Florida	0	5
7	N	Michigan	2	10	28	A	Western Ky.	0	8	62	H	Ball St.	0	2
15	A	South Ala.	0	6	28	A	Western Ky.	1	2	71	H	Jacksonville	2	3
15	A	South Ala.	0	11	43	A	South Fla.	2	1	77	A	FIU	3	1
20	H	La.-Lafayette	4	8	50	H	Kansas	0	10	77	H	FIU	3	0
20	H	La.-Lafayette	0	1						77	H	FIU	8	11
										79	H	North Texas	0	6
										79	H	North Texas	2	7
										79	H	North Texas	3	2
										94	H	Iowa St.	6	0
										96	H	Michigan St.	2	7
										96	H	Michigan St.	0	1
										97	N	Marshall	1	3
										97	N	Marshall	1	2

**Non-Div. I Games:**

Fla. Atlantic



RPI	S	Opponent	Score	
254	H	Colgate	4	2
254	H	Colgate	5	2

Fla. Atlantic

F  
l  
a  
.  
A  
t  
l  
a  
n  
t  
i  
c

F  
l  
a  
.  
A  
t  
l  
a  
n  
t  
i  
c



Average RPI Win:	143	WON-LOST RECORD		WINNING PCT. RANK		LAST 10 GAMES		STRENGTH OF SCHEDULE		OPP. STRENGTH OF SCHEDULE		TEAM RPI		ADJ RPI		CONF. RPI		ADJ CONF. RPI					
Average RPI Loss:	82																						
DIV. I ONLY		22-27-0		.44898	173	5-5-0		98		73		126		.51101	121	10		7					
DIV. I NON-CONF.		14-14-0		.5	140	1-0-0		127		61		120		.51718	112	9		7					
<hr/>																							
TOTALS		RPI 1-25		RPI 26-50		W-L RECORDS		RPI 51-100		RPI 101-150		RPI 150+											
22-27-0		1-7-0		2-3-0		OVERALL		4-7-0		4-5-0		11-5-0											
6-6-0		1-1-0		0-1-0		HOME		3-3-0		2-1-0		0-0-0											
7-14-0		0-5-0		0-0-0		AWAY		0-3-0		1-3-0		6-3-0											
9-7-0		0-1-0		2-2-0		NEUTRAL		1-1-0		1-1-0		5-2-0											
14-14-0		1-4-0		2-3-0		NON-CONFERENCE		1-1-0		1-2-0		9-4-0											
1-2-0		1-1-0		0-1-0		HOME		0-0-0		0-0-0		0-0-0											
4-5-0		0-2-0		0-0-		AWAY		0-0-0		0-1-0		4-2-0											
9-7-0		0-1-0		2-2-0		NEUTRAL		1-1-0		1-1-0		5-2-0											
8-13-0		0-3-0		0-0-0		CONFERENCE		3-6-0		3-3-0		2-1-0											
5-4-0		0-0-0		0-0-0		HOME		3-3-0		2-1-0		0-0-0											
3-9-0		0-3-0		0-0-0		AWAY		0-3-0		1-2-0		2-1-0											
0-0-0		0-0-0		0-0-0		NEUTRAL		0-0-0		0-0-0		0-0-0											
RPI	S	Opponent		Score		RPI	S	Opponent		Score		RPI	S	Opponent		Score		RPI	S	Opponent		Score	
7	N	Michigan		0	6	35	H	Oregon St.		0	1	54	H	Cal St. Fullerton		3	2	106	N	Southern Ill.		7	8
12	A	Arizona St.		3	12	36	N	James Madison		3	4	54	H	Cal St. Fullerton		3	4	108	A	UC Santa Barbara		0	1
17	H	California		0	7	42	N	Notre Dame		5	4	54	H	Cal St. Fullerton		1	0	108	A	UC Santa Barbara		0	1
18	A	Stanford		0	8	43	N	South Fla.		1	0	58	A	Long Beach St.		0	1	108	A	UC Santa Barbara		8	0
18	H	Stanford		5	4	46	N	Illinois St.		1	2	58	A	Long Beach St.		0	2	110	A	Fresno St.		2	4
22	A	Hawaii		4	5							58	A	Long Beach St.		1	6	116	N	Pittsburgh		2	0
22	A	Hawaii		2	6							70	H	Pacific		1	0	139	H	Cal St. Northridge		5	2
22	A	Hawaii		1	2							70	H	Pacific		0	6	139	H	Cal St. Northridge		1	8
												70	H	Pacific		4	5	139	H	Cal St. Northridge		5	0
												80	N	New Mexico St.		2	4	164	A	St. Mary's (CA)		5	1
												90	N	Fordham		2	0	164	A	St. Mary's (CA)		0	1
																		176	N	Southern Miss.		5	3
																		176	N	Southern Miss.		5	2
																		191	A	Sacramento St.		4	1
																		191	A	Sacramento St.		4	5
																		191	N	Sacramento St.		1	2
																		200	A	CSU Bakersfield		2	0
																		200	A	CSU Bakersfield		3	2
																		200	N	CSU Bakersfield		0	2
																		215	A	UC Riverside		5	8
																		215	A	UC Riverside		1	0
																		215	A	UC Riverside		3	1
																		229	N	UTEP		5	3
																		257	N	Santa Clara		7	2
																		257	N	Santa Clara		14	1
<hr/>																							
LAST 10 GAMES																							
						58	A	Long Beach St.		0	1	54	H	Cal St. Fullerton		1	0	229	N	UTEP		5	3
						58	A	Long Beach St.		1	6	54	H	Cal St. Fullerton		3	2	257	N	Santa Clara		7	2
						58	A	Long Beach St.		0	2	215	A	UC Riverside		1	0	257	N	Santa Clara		14	1
						18	H	Stanford		5	4	215	A	UC Riverside		5	8						
						54	H	Cal St. Fullerton		3	4	215	A	UC Riverside		3	1						

Non-Div. I Games:

UC Davis



Troy

Average RPI Win: 139		WON-LOST	WINNING	LAST 10	STRENGTH OF		OPP. STRENGTH	TEAM	ADJ	CONF.	ADJ CONF.
Average RPI Loss: 70		RECORD	PCT. RANK	GAMES	SCHEDULE		OF SCHEDULE	RPI	RPI	RPI	RPI
DIV. I ONLY		20-30-0	.4	199	2-8-0		72	48	130	.50999	123
DIV. I NON-CONF.		13-16-0	.44828	167	1-0-0		73	47	115	.52041	108
TOTALS		RPI 1-25	RPI 26-50		W-L RECORDS		RPI 51-100		RPI 101-150		RPI 150+
20-30-0		1-6-0	3-6-0		OVERALL		2-12-0		2-3-0		12-3-0
7-7-0		0-0-0	1-4-0		HOME		0-1-0		2-1-0		4-1-0
7-16-0		1-6-0	1-1-0		AWAY		2-7-0		0-0-0		3-2-0
6-7-0		0-0-0	1-1-0		NEUTRAL		0-4-0		0-2-0		5-0-0
13-16-0		1-2-0	3-3-0		NON-CONFERENCE		0-8-0		0-2-0		9-1-0
3-2-0		0-0-0	1-1-0		HOME		0-1-0		0-0-0		2-0-0
4-7-0		1-2-0	1-0-		AWAY		0-3-0		0-0-0		2-1-0
6-7-0		0-0-0	1-1-0		NEUTRAL		0-4-0		0-2-0		5-0-0
7-14-0		0-4-0	0-3-0		CONFERENCE		2-4-0		2-1-0		3-2-0
4-5-0		0-0-0	0-3-0		HOME		0-0-0		2-1-0		2-1-0
3-9-0		0-4-0	0-0-0		AWAY		2-4-0		0-0-0		1-1-0
0-0-0		0-0-0	0-0-0		NEUTRAL		0-0-0		0-0-0		0-0-0
RPI S	Opponent	Score	RPI S	Opponent	Score	RPI S	Opponent	Score	RPI S	Opponent	Score
15 A	South Ala.	0 9	28 H	Western Ky.	1 9	52 H	North Florida	2 3	121 H	Fla. Atlantic	3 5
20 A	La.-Lafayette	2 7	28 H	Western Ky.	2 3	52 N	North Florida	6 7	121 H	Fla. Atlantic	4 3
20 A	La.-Lafayette	1 9	28 H	Western Ky.	0 3	56 A	Texas Tech	0 15	121 H	Fla. Atlantic	5 1
20 A	La.-Lafayette	0 6	32 A	Mississippi St.	2 5	56 A	Texas Tech	3 11	140 N	Texas-Arlington	2 3
21 A	Florida St.	6 3	37 H	Virginia Tech	3 10	66 A	Auburn	1 6	140 N	Texas-Arlington	5 6
21 A	Florida St.	0 8	38 H	UAB	2 1	69 N	SIU Edwardsville	3 11	153 H	La.-Monroe	4 7
21 A	Florida St.	6 12	45 N	North Carolina St.	1 9	77 A	FIU	0 3	153 H	La.-Monroe	8 6
			49 A	Georgia St.	8 7	77 A	FIU	5 4	153 H	La.-Monroe	12 0
			49 N	Georgia St.	5 3	77 A	FIU	5 6	175 A	Texas St.	0 5
						79 A	North Texas	2 10	176 A	Southern Miss.	6 4
						79 A	North Texas	6 8	176 A	Southern Miss.	9 7
						79 A	North Texas	10 8	176 N	Southern Miss.	11 7
						90 N	Appalachian St.	2 5	176 N	Southern Miss.	6 4
						98 N	IPFW	4 5	181 H	Evansville	5 3
									181 H	Evansville	5 0
									192 N	UMKC	16 11
									203 N	Akron	6 3
									218 A	Middle Tenn.	5 0
									218 A	Middle Tenn.	5 7
									243 N	Tennessee St.	7 3
LAST 10 GAMES											
20 A	La.-Lafayette	2 7	28 H	Western Ky.	1 9						
20 A	La.-Lafayette	0 6	28 H	Western Ky.	0 3						
20 A	La.-Lafayette	1 9	38 H	UAB	2 1						
15 A	South Ala.	0 9	77 A	FIU	5 4						
28 H	Western Ky.	2 3	77 A	FIU	5 6						

Non-Div. I Games:

Troy



[illegible]

**Non-Div. I Games:**

Central Conn. St.



RPI	S	Opponent	Score	
258	A	Holy Cross	6	0
258	H	Holy Cross	2	0
258	H	Holy Cross	8	0
265	H	Rhode Island	11	3
265	H	Rhode Island	11	0
272	A	Wagner	13	1
272	A	Wagner	8	0
273	H	Yale	8	1
273	H	Yale	3	1
283	A	UMES	2	0
283	A	UMES	10	1
283	N	UMES	11	2

Central Conn. St.

C  
e  
n  
t  
r  
a  
l  
C  
o  
n  
n  
.  
S  
t  
.

C  
e  
n  
t  
r  
a  
l  
C  
o  
n  
n  
.  
S  
t  
.



Average RPI Win: 158		WON-LOST	WINNING	LAST 10	STRENGTH OF		OPP. STRENGTH	TEAM	ADJ		CONF.	ADJ CONF.			
Average RPI Loss: 111		RECORD	PCT. RANK	GAMES	SCHEDULE		OF SCHEDULE	RPI	RPI		RPI	RPI			
DIV. I ONLY		21-26-0	.44681	175	6-4-0		65	159	122	.50877	125	17	17		
DIV. I NON-CONF.		7-16-0	.30435	239	0-2-0		40	93	157	.48825	153	20	20		
TOTALS		RPI 1-25	RPI 26-50		W-L RECORDS		RPI 51-100		RPI 101-150		RPI 150+				
21-26-0		0-4-0	0-3-0		OVERALL		5-7-0		2-3-0		14-9-0				
5-7-0		0-0-0	0-0-0		HOME		0-2-0		0-0-0		5-5-0				
10-12-0		0-2-0	0-1-0		AWAY		4-4-0		0-1-0		6-4-0				
6-7-0		0-2-0	0-2-0		NEUTRAL		1-1-0		2-2-0		3-0-0				
7-16-0		0-4-0	0-3-0		NON-CONFERENCE		1-1-0		2-3-0		4-5-0				
0-2-0		0-0-0	0-0-0		HOME		0-0-0		0-0-0		0-2-0				
1-7-0		0-2-0	0-0-		AWAY		0-0-0		0-1-0		1-3-0				
6-7-0		0-2-0	0-2-0		NEUTRAL		1-1-0		2-2-0		3-0-0				
14-10-0		0-0-0	0-0-0		CONFERENCE		4-6-0		0-0-0		10-4-0				
5-5-0		0-0-0	0-0-0		HOME		0-2-0		0-0-0		5-3-0				
9-5-0		0-0-0	0-0-0		AWAY		4-4-0		0-0-0		5-1-0				
0-0-0		0-0-0	0-0-0		NEUTRAL		0-0-0		0-0-0		0-0-0				
RPI S	Opponent	Score		RPI S	Opponent	Score		RPI S	Opponent	Score		RPI S	Opponent	Score	
9 A	Tennessee	0	7	28 N	Western Ky.	1	9	65 A	Eastern Ill.	1	4	130 N	Saint Louis	7	4
15 N	South Ala.	0	1	32 A	Mississippi St.	1	4	65 A	Eastern Ill.	4	7	130 N	Saint Louis	6	9
15 N	South Ala.	6	8	38 N	UAB	0	2	65 A	Eastern Ill.	0	1	135 A	Chattanooga	4	5
24 A	Arkansas	0	8					69 A	SIU Edwardsville	3	1	142 N	Bowling Green	6	4
								69 A	SIU Edwardsville	2	1	142 N	Bowling Green	0	1
								73 N	Northwestern St.	5	4	153 N	La.-Monroe	4	1
								73 N	Northwestern St.	2	3	153 N	La.-Monroe	10	2
								86 A	UT Martin	0	1	163 A	Jacksonville St.	7	6
								86 A	UT Martin	3	2	163 A	Jacksonville St.	6	5
								86 A	UT Martin	4	1	170 H	Memphis	4	5
								92 H	Eastern Ky.	4	5	170 H	Memphis	4	5
								92 H	Eastern Ky.	8	12	174 N	Nicholls St.	3	2
												179 A	Tennessee Tech	2	0
												179 A	Tennessee Tech	3	2
												181 A	Evansville	2	8
												181 A	Evansville	6	3
												181 A	Evansville	0	3
												181 A	Evansville	1	3
												206 H	Austin Peay	10	9
												206 H	Austin Peay	6	4
												209 H	Morehead St.	9	4
												209 H	Morehead St.	2	9
												225 A	Belmont	2	3
												225 A	Belmont	4	2
												232 H	Southeast Mo. St.	8	1
												232 H	Southeast Mo. St.	3	9
												243 H	Tennessee St.	3	5
												243 H	Tennessee St.	3	5

Non-Div. I Games: Bethel (TN) 6 0 Bethel (TN) 12 1

Murray St.



M  
u  
r  
r  
a  
y  
s  
t  
.

M  
u  
r  
r  
a  
y  
s  
t  
.

Murray St.



Average RPI Win: 196		WON-LOST RECORD		WINNING PCT. RANK		LAST 10 GAMES		STRENGTH OF SCHEDULE		OPP. STRENGTH OF SCHEDULE		TEAM RPI		ADJ RPI		CONF. RPI		ADJ CONF. RPI		
DIV. I ONLY		35-20-0		.63636 69		7-3-0		245		166		129		.50812 126		21		21		
DIV. I NON-CONF.		21-10-0		.67742 58		3-0-0		210		170		95		.53065 90		17		17		
TOTALS		RPI 1-25		RPI 26-50		W-L RECORDS		RPI 51-100		RPI 101-150		RPI 150+								
35-20-0		1-5-0		0-0-0		OVERALL		4-1-0		4-6-0		26-8-0								
12-5-0		0-0-0		0-0-0		HOME		0-1-0		2-2-0		10-2-0								
11-10-0		1-2-0		0-0-0		AWAY		1-0-0		1-4-0		8-4-0								
12-5-0		0-3-0		0-0-0		NEUTRAL		3-0-0		1-0-0		8-2-0								
21-10-0		1-5-0		0-0-0		NON-CONFERENCE		4-1-0		1-1-0		15-3-0								
3-2-0		0-0-0		0-0-0		HOME		0-1-0		0-0-0		3-1-0								
6-3-0		1-2-0		0-0-		AWAY		1-0-0		0-1-0		4-0-0								
12-5-0		0-3-0		0-0-0		NEUTRAL		3-0-0		1-0-0		8-2-0								
14-10-0		0-0-0		0-0-0		CONFERENCE		0-0-0		3-5-0		11-5-0								
9-3-0		0-0-0		0-0-0		HOME		0-0-0		2-2-0		7-1-0								
5-7-0		0-0-0		0-0-0		AWAY		0-0-0		1-3-0		4-4-0								
0-0-0		0-0-0		0-0-0		NEUTRAL		0-0-0		0-0-0		0-0-0								
RPI	S	Opponent		Score		RPI	S	Opponent		Score		RPI	S	Opponent		Score				
4	N	Oregon		1	9					55	N	Oklahoma St.	3	1	109	A	UNLV	5	9	
17	N	California		4	12					59	N	San Jose St.	4	1	117	H	BYU	6	4	
22	N	Hawaii		1	3					64	A	Utah	4	1	117	H	BYU	1	2	
24	A	Arkansas		0	3					64	H	Utah	2	4	117	H	BYU	2	3	
24	A	Arkansas		0	5					99	N	Nevada	11	1	117	H	BYU	3	2	
24	A	Arkansas		3	1										132	A	Loyola Marymount	1	0	
															132	A	Loyola Marymount	1	2	
															132	A	Loyola Marymount	1	2	
															132	A	Loyola Marymount	3	5	
															137	N	South Dakota	4	3	
															164	A	St. Mary's (CA)	3	1	
															164	A	St. Mary's (CA)	0	1	
															164	A	St. Mary's (CA)	3	1	
															164	A	St. Mary's (CA)	1	5	
															172	A	Idaho St.	3	0	
															172	H	Idaho St.	6	8	
															172	N	Idaho St.	3	11	
															180	N	Fairleigh Dickinson	2	1	
															200	H	CSU Bakersfield	3	1	
															200	H	CSU Bakersfield	0	2	
															200	H	CSU Bakersfield	7	1	
															200	H	CSU Bakersfield	10	1	
															202	A	San Diego	1	0	
															202	A	San Diego	4	3	
															202	A	San Diego	1	5	
															202	A	San Diego	2	3	
															213	H	Marist	4	3	
				LAST 10 GAMES																
				132	A	Loyola Marymount	3	5	267	H	Weber St.	7	1	202	A	San Diego	1	0		
				132	A	Loyola Marymount	1	2	267	H	Weber St.	3	2	202	A	San Diego	4	3		
				132	A	Loyola Marymount	1	2	257	H	Santa Clara	5	0	202	A	San Diego	1	5		
				132	A	Loyola Marymount	1	0	257	H	Santa Clara	4	1	202	A	San Diego	2	3		
				172	A	Idaho St.	3	0	257	H	Santa Clara	9	1	213	H	Marist	4	3		

Non-Div. I Games:

Utah Valley



Utah Valley



Average RPI Win:		124	WON-LOST RECORD		WINNING PCT. RANK		LAST 10 GAMES		STRENGTH OF SCHEDULE		OPP. STRENGTH OF SCHEDULE		TEAM RPI		ADJ RPI		CONF. RPI		ADJ CONF. RPI				
DIV. I ONLY			15-32-0		.31915 246		5-5-0		30		29		125		.5071 127		4		4				
DIV. I NON-CONF.			10-16-0		.38462 202		1-0-0		20		33		102		.52216 103		4		4				
TOTALS		RPI 1-25		RPI 26-50				W-L RECORDS				RPI 51-100				RPI 101-150				RPI 150+			
15-32-0		1-10-0		3-7-0				OVERALL				3-9-0				4-5-0				4-1-0			
4-8-0		1-4-0		0-3-0				HOME				1-1-0				1-0-0				1-0-0			
5-10-0		0-0-0		2-2-0				AWAY				1-6-0				2-2-0				0-0-0			
6-14-0		0-6-0		1-2-0				NEUTRAL				1-2-0				1-3-0				3-1-0			
10-16-0		0-6-0		1-3-0				NON-CONFERENCE				2-3-0				3-3-0				4-1-0			
2-0-0		0-0-0		0-0-0				HOME				0-0-0				1-0-0				1-0-0			
2-2-0		0-0-0		0-0-				AWAY				1-1-0				1-0-0				0-0-0			
6-14-0		0-6-0		1-2-0				NEUTRAL				1-2-0				1-3-0				3-1-0			
5-16-0		1-4-0		2-4-0				CONFERENCE				1-6-0				1-2-0				0-0-0			
2-8-0		1-4-0		0-3-0				HOME				1-1-0				0-0-0				0-0-0			
3-8-0		0-0-0		2-1-0				AWAY				0-5-0				1-2-0				0-0-0			
0-0-0		0-0-0		0-0-0				NEUTRAL				0-0-0				0-0-0				0-0-0			
RPI	S	Opponent		Score		RPI	S	Opponent		Score		RPI	S	Opponent		Score		RPI	S	Opponent		Score	
1	N	Oklahoma		0	8	29	N	Arizona		2	10	56	N	Texas Tech		3	14	103	N	Colorado St.		2	10
3	N	Texas		4	8	33	A	Iowa		6	3	60	A	Ohio St.		7	16	112	H	Kent St.		2	1
5	N	LSU		5	6	33	A	Iowa		6	5	60	A	Ohio St.		3	4	115	N	Central Mich.		4	7
7	H	Michigan		6	9	33	A	Iowa		0	5	60	A	Ohio St.		0	2	116	A	Pittsburgh		11	7
7	H	Michigan		4	18	39	A	North Carolina		2	10	80	A	New Mexico St.		10	2	131	N	Loyola Chicago		11	7
7	H	Michigan		4	7	40	N	South Carolina		3	4	80	A	New Mexico St.		2	10	132	N	Loyola Marymount		2	4
11	H	Nebraska		3	2	41	H	Northwestern		1	2	81	N	Longwood		8	9	149	A	Indiana		3	4
11	H	Nebraska		1	3	41	H	Northwestern		14	17	94	N	Iowa St.		9	8	149	A	Indiana		3	0
13	N	Washington		2	13	41	H	Northwestern		3	8	96	A	Michigan St.		1	7	149	A	Indiana		3	4
16	N	Texas A&M		2	12	44	N	DePaul		7	6	96	A	Michigan St.		1	4	182	N	Western Mich.		8	9
23	N	Hofstra		0	3							100	H	Purdue		3	12	192	N	UMKC		10	2
												100	H	Purdue		8	4	244	H	Saint Francis (PA)		4	1
																		259	N	Toledo		10	8
																		269	N	Maine		3	0
LAST 10 GAMES																							
						11	H	Nebraska		3	2	112	H	Kent St.		2	1						
						11	H	Nebraska		1	3	41	H	Northwestern		1	2						
						33	A	Iowa		0	5	41	H	Northwestern		14	17						
						33	A	Iowa		6	5	41	H	Northwestern		3	8						
						33	A	Iowa		6	3	100	H	Purdue		8	4						

Non-Div. I Games:

Penn St.



Average RPI Win:		237	WON-LOST RECORD		WINNING PCT. RANK		LAST 10 GAMES		STRENGTH OF SCHEDULE		OPP. STRENGTH OF SCHEDULE		TEAM RPI		ADJ RPI		CONF. RPI		ADJ CONF. RPI	
DIV. I ONLY			35-14-1		.71 38		10-0-0		240		261		117		.50612 128		28		28	
DIV. I NON-CONF.			18-11-1		.61667 81		2-0-0		184		263		125		.50338 138		28		28	
TOTALS		RPI 1-25		RPI 26-50		W-L RECORDS		RPI 51-100		RPI 101-150		RPI 150+								
35-14-1		0-2-0		0-0-0		OVERALL		2-2-0		0-3-0		33-7-1								
17-4-0		0-2-0		0-0-0		HOME		0-0-0		0-0-0		17-2-0								
11-3-1		0-0-0		0-0-0		AWAY		2-0-0		0-2-0		9-1-1								
7-7-0		0-0-0		0-0-0		NEUTRAL		0-2-0		0-1-0		7-4-0								
18-11-1		0-2-0		0-0-0		NON-CONFERENCE		2-2-0		0-3-0		16-4-1								
7-2-0		0-2-0		0-0-0		HOME		0-0-0		0-0-0		7-0-0								
4-2-1		0-0-0		0-0-		AWAY		2-0-0		0-2-0		2-0-1								
7-7-0		0-0-0		0-0-0		NEUTRAL		0-2-0		0-1-0		7-4-0								
17-3-0		0-0-0		0-0-0		CONFERENCE		0-0-0		0-0-0		17-3-0								
10-2-0		0-0-0		0-0-0		HOME		0-0-0		0-0-0		10-2-0								
7-1-0		0-0-0		0-0-0		AWAY		0-0-0		0-0-0		7-1-0								
0-0-0		0-0-0		0-0-0		NEUTRAL		0-0-0		0-0-0		0-0-0								
RPI	S	Opponent		Score		RPI	S	Opponent		Score		RPI	S	Opponent		Score				
23	H	Hofstra		2	5			65	N	Eastern Ill.	3	4	101	N	Robert Morris		2	4		
23	H	Hofstra		0	5			65	N	Eastern Ill.	2	8	107	A	Penn		7	8		
								90	A	Fordham	7	1	107	A	Penn		0	2		
								90	A	Fordham	6	1	155	A	Towson		4	4		
													156	A	Princeton		1	0		
													156	A	Princeton		9	2		
													193	H	Army		2	0		
													193	H	Army		3	2		
													193	H	Army		6	5		
													193	H	Army		4	5		
													196	N	Butler		0	2		
													203	N	Akron		4	0		
													242	H	Columbia		4	3		
													242	H	Columbia		5	1		
													242	N	Columbia		1	3		
													242	N	Columbia		3	2		
													242	N	Columbia		5	4		
													246	A	Bucknell		3	1		
													246	A	Bucknell		5	2		
													246	A	Bucknell		1	2		
													246	A	Bucknell		6	1		
								LAST 10 GAMES					254	A	Colgate		3	0		
								254	A	Colgate	7	0	254	A	Colgate		3	1		
								254	A	Colgate	3	1	258	H	Holy Cross		8	0		
								254	A	Colgate	7	2	258	H	Holy Cross		4	0		
								254	A	Colgate	3	0	258	H	Holy Cross		5	0		
								258	H	Holy Cross	5	0	258	H	Holy Cross		8	0		
								242	H	Columbia	5	1	258	H	Holy Cross		4	2		
													258	H	Holy Cross		5	0		

**Non-Div. I Games:**

Lehigh



RPI	S	Opponent	Score	
258	H	Holy Cross	4	0
258	H	Holy Cross	4	2
260	N	North Dakota	3	5
260	N	North Dakota	7	0
261	N	Iona	5	8
261	N	Iona	6	2
268	H	Niagara	6	3
268	H	Niagara	3	1
268	H	Niagara	4	3
268	H	Niagara	10	8
272	N	Wagner	7	0
277	H	Rider	6	3
280	H	Lafayette	9	1
280	H	Lafayette	5	0
280	H	Lafayette	6	1
280	H	Lafayette	1	2
286	N	Saint Peter's	13	2

Lehigh

L  
e  
h  
i  
g  
h

L  
e  
h  
i  
g  
h



Average RPI Win:		151	WON-LOST RECORD		WINNING PCT. RANK		LAST 10 GAMES		STRENGTH OF SCHEDULE		OPP. STRENGTH OF SCHEDULE		TEAM RPI		ADJ RPI		CONF. RPI		ADJ CONF. RPI								
DIV. I ONLY			23-25-1		.47959 152		6-4-0		120		83		128		.50393 129		11		11								
DIV. I NON-CONF.			16-17-1		.48529 150		0-0-0		131		91		136		.50499 137		11		11								
TOTALS		RPI 1-25		RPI 26-50		W-L RECORDS		RPI 51-100		RPI 101-150		RPI 150+															
23-25-1		0-3-0		3-5-1		OVERALL		1-3-0		8-9-0		11-5-0															
8-4-0		0-0-0		2-1-0		HOME		0-0-0		2-1-0		4-2-0															
8-10-0		0-1-0		0-3-0		AWAY		0-0-0		4-6-0		4-0-0															
7-11-1		0-2-0		1-1-1		NEUTRAL		1-3-0		2-2-0		3-3-0															
16-17-1		0-3-0		1-4-1		NON-CONFERENCE		1-3-0		3-2-0		11-5-0															
4-2-0		0-0-0		0-0-0		HOME		0-0-0		0-0-0		4-2-0															
5-4-0		0-1-0		0-0-		AWAY		0-0-0		1-0-0		4-0-0															
7-11-1		0-2-0		1-1-1		NEUTRAL		1-3-0		2-2-0		3-3-0															
7-8-0		0-0-0		2-1-0		CONFERENCE		0-0-0		5-7-0		0-0-0															
4-2-0		0-0-0		2-1-0		HOME		0-0-0		2-1-0		0-0-0															
3-6-0		0-0-0		0-0-0		AWAY		0-0-0		3-6-0		0-0-0															
0-0-0		0-0-0		0-0-0		NEUTRAL		0-0-0		0-0-0		0-0-0															
RPI	S	Opponent		Score		RPI	S	Opponent		Score		RPI	S	Opponent		Score											
4	N	Oregon		1	9	27	N	Tulsa		6	6	56	N	Texas Tech		2	3	103	H	Colorado St.	4	5					
12	A	Arizona St.		0	10	27	N	Tulsa		2	5	56	N	Texas Tech		4	2	103	H	Colorado St.	3	2					
19	N	UCLA		4	5	29	A	Arizona		4	14	58	N	Long Beach St.		2	6	103	H	Colorado St.	5	2					
						29	A	Arizona		2	10	94	N	Iowa St.		4	9	109	A	UNLV	15	6					
						29	A	Arizona		5	9							109	A	UNLV	9	7					
						41	N	Northwestern		11	3							109	A	UNLV	0	5					
						48	H	San Diego St.		5	3							110	A	Fresno St.	0	5					
						48	H	San Diego St.		5	3							110	A	Fresno St.	4	7					
						48	H	San Diego St.		2	3							110	A	Fresno St.	1	3					
																		117	N	BYU	1	8					
																		133	A	New Mexico	13	0					
																		133	A	New Mexico	5	6					
																		133	A	New Mexico	6	7					
																		143	N	Rutgers	2	9					
																		143	N	Rutgers	3	1					
																		146	N	Stephen F. Austin	8	4					
																		150	A	UTSA	9	6					
																		167	H	Portland St.	2	1					
																		167	H	Portland St.	6	2					
																		167	N	Portland St.	1	2					
																		172	H	Idaho St.	4	6					
																		172	H	Idaho St.	8	0					
																		172	H	Idaho St.	8	7					
																		173	N	Missouri St.	0	6					
																		202	A	San Diego	5	3					
																		202	N	San Diego	6	8					
																		202	N	San Diego	1	0					
						LAST 10 GAMES																					
						109 A UNLV						0	5	103 H Colorado St.						3	2						
						109 A UNLV						9	7	48 H San Diego St.						5	3						
						109 A UNLV						15	6	48 H San Diego St.						5	3						
						103 H Colorado St.						4	5	48 H San Diego St.						2	3						
						103 H Colorado St.						5	2	110 A Fresno St.						1	3						

Non-Div. I Games:

Boise St.



Boise St.

Through Games Of May 5, 2013

RPI	S	Opponent	Score	
215	A	UC Riverside	4	2
241	A	Southern Utah	5	3
241	A	Southern Utah	12	1
247	H	Utah St.	3	5
247	N	Utah St.	2	0
267	N	Weber St.	10	1

Boise St.

B  
o  
i  
s  
e  
s  
t  
.

B  
o  
i  
s  
e  
s  
t  
.



Average RPI Win:		182	WON-LOST RECORD		WINNING PCT. RANK		LAST 10 GAMES		STRENGTH OF SCHEDULE		OPP. STRENGTH OF SCHEDULE		TEAM RPI		ADJ RPI		CONF. RPI		ADJ CONF. RPI										
DIV. I ONLY			26-21-0		.55319 117		7-3-0		167		183		132		.50356 130		22		22										
DIV. I NON-CONF.			13-12-0		.52 126		1-0-0		159		130		135		.50528 134		22		22										
TOTALS		RPI 1-25		RPI 26-50		W-L RECORDS		RPI 51-100		RPI 101-150		RPI 150+																	
26-21-0		0-2-0		0-0-0		OVERALL		3-6-0		4-4-0		19-9-0																	
10-6-0		0-0-0		0-0-0		HOME		3-3-0		0-0-0		7-3-0																	
7-11-0		0-2-0		0-0-0		AWAY		0-1-0		0-3-0		7-5-0																	
9-4-0		0-0-0		0-0-0		NEUTRAL		0-2-0		4-1-0		5-1-0																	
13-12-0		0-2-0		0-0-0		NON-CONFERENCE		1-4-0		4-4-0		8-2-0																	
2-2-0		0-0-0		0-0-0		HOME		1-1-0		0-0-0		1-1-0																	
2-6-0		0-2-0		0-0-		AWAY		0-1-0		0-3-0		2-0-0																	
9-4-0		0-0-0		0-0-0		NEUTRAL		0-2-0		4-1-0		5-1-0																	
13-9-0		0-0-0		0-0-0		CONFERENCE		2-2-0		0-0-0		11-7-0																	
8-4-0		0-0-0		0-0-0		HOME		2-2-0		0-0-0		6-2-0																	
5-5-0		0-0-0		0-0-0		AWAY		0-0-0		0-0-0		5-5-0																	
0-0-0		0-0-0		0-0-0		NEUTRAL		0-0-0		0-0-0		0-0-0																	
RPI	S	Opponent		Score		RPI	S	Opponent		Score		RPI	S	Opponent		Score													
24	A	Arkansas		0	8							63	A	Illinois		4	6	106	A	Southern Ill.		3	11						
24	A	Arkansas		0	8							65	H	Eastern Ill.		4	2	106	A	Southern Ill.		6	7						
												65	H	Eastern Ill.		1	2	125	N	Murray St.		9	6						
												68	H	Saint Joseph's		3	5	125	N	Murray St.		4	7						
												68	H	Saint Joseph's		4	2	131	N	Loyola Chicago		8	2						
												78	N	Neb. Omaha		0	9	136	N	Northern Ill.		3	2						
												86	N	UT Martin		2	3	145	A	Southeastern La.		0	2						
												90	H	Fordham		3	4	149	N	Indiana		4	3						
												90	H	Fordham		2	1	153	N	La.-Monroe		1	2						
																		154	H	Dayton		3	2						
																		154	H	Dayton		1	5						
																		158	A	George Washington		1	3						
																		158	A	George Washington		2	5						
																		163	N	Jacksonville St.		5	2						
																		165	H	Temple		3	2						
																		165	H	Temple		11	3						
																		166	H	Bradley		3	6						
																		169	A	Charlotte		6	4						
																		169	A	Charlotte		2	4						
																		171	A	Massachusetts		12	3						
																		171	A	Massachusetts		2	5						
						LAST 10 GAMES												174	N	Nicholls St.		5	0						
						171 A Massachusetts						2	5	169 A Charlotte						2	4	182 N Western Mich.						4	3
						171 A Massachusetts						12	3	169 A Charlotte						6	4	192 H UMKC						3	1
						265 A Rhode Island						5	7	196 A Butler						6	4	196 A Butler						6	4
						265 A Rhode Island						21	2	196 A Butler						2	0	196 A Butler						2	0
						232 A Southeast Mo. St.						5	1	68 H Saint Joseph's						4	2	232 A Southeast Mo. St.						5	1



RPI	S	Opponent	Score	
243	A	Tennessee St.	6	0
252	N	Mississippi Val.	5	1
262	H	La Salle	6	0
262	H	La Salle	6	5
264	N	Alabama St.	4	2
265	A	Rhode Island	21	2
265	A	Rhode Island	5	7
271	H	St. Bonaventure	8	2
271	H	St. Bonaventure	3	4

Saint Louis

S  
a  
i  
n  
t  
L  
o  
u  
i  
s

S  
a  
i  
n  
t  
L  
o  
u  
i  
s



Average RPI Win:	201	WON-LOST	WINNING	LAST 10	STRENGTH OF	OPP. STRENGTH	TEAM	ADJ	CONF.	ADJ CONF.		
Average RPI Loss:	128	RECORD	PCT. RANK	GAMES	SCHEDULE	OF SCHEDULE	RPI	RPI	RPI	RPI		
DIV. I ONLY	28-17-0	.62222	77	7-3-0	232	207	134	.50286	131	26	26	
DIV. I NON-CONF.	12-12-0	.5	140	0-1-0	151	145	143	.50182	140	25	25	
<hr/>												
TOTALS	RPI 1-25	RPI 26-50		W-L RECORDS		RPI 51-100		RPI 101-150		RPI 150+		
28-17-0	0-0-0	1-1-0		OVERALL		2-7-0		2-5-0		23-4-0		
9-3-0	0-0-0	0-0-0		HOME		1-2-0		0-0-0		8-1-0		
9-8-0	0-0-0	1-1-0		AWAY		0-3-0		1-2-0		7-2-0		
10-6-0	0-0-0	0-0-0		NEUTRAL		1-2-0		1-3-0		8-1-0		
<hr/>												
12-12-0	0-0-0	1-1-0		NON-CONFERENCE		2-7-0		1-3-0		8-1-0		
1-2-0	0-0-0	0-0-0		HOME		1-2-0		0-0-0		0-0-0		
1-4-0	0-0-0	1-0-		AWAY		0-3-0		0-0-0		0-0-0		
10-6-0	0-0-0	0-0-0		NEUTRAL		1-2-0		1-3-0		8-1-0		
<hr/>												
16-5-0	0-0-0	0-0-0		CONFERENCE		0-0-0		1-2-0		15-3-0		
8-1-0	0-0-0	0-0-0		HOME		0-0-0		0-0-0		8-1-0		
8-4-0	0-0-0	0-0-0		AWAY		0-0-0		1-2-0		7-2-0		
0-0-0	0-0-0	0-0-0		NEUTRAL		0-0-0		0-0-0		0-0-0		
<hr/>												
RPI	S	Opponent	Score	RPI	S	Opponent	Score	RPI	S	Opponent	Score	
				41	A	Northwestern	1 0	51	N	FGCU	2 5	
				44	A	DePaul	0 4	63	A	Illinois	2 3	
								69	N	SIU Edwardsville	0 2	
								92	N	Eastern Ky.	4 1	
								95	A	Coastal Caro.	1 5	
								95	A	Coastal Caro.	3 5	
								98	H	IPFW	1 0	
								98	H	IPFW	0 4	
								100	H	Purdue	4 7	
										107	N Penn	3 2
										115	N Central Mich.	2 3
										127	N Penn St.	7 11
										130	N Saint Louis	2 8
										148	A Ill.-Chicago	1 2
										148	A Ill.-Chicago	1 9
										148	A Ill.-Chicago	9 8
										151	N Providence	5 0
										152	N Villanova	7 1
										182	N Western Mich.	6 3
										182	N Western Mich.	6 8
										186	N LIU Brooklyn	2 0
										195	H Valparaiso	6 2
										195	H Valparaiso	9 1
										195	H Valparaiso	7 0
										216	H Green Bay	3 0
										216	H Green Bay	2 1
										216	H Green Bay	5 4
										220	N Quinnipiac	7 3
										224	H Wright St.	3 5
										224	H Wright St.	2 1
										224	H Wright St.	4 2
										230	A Cleveland St.	1 2
										230	A Cleveland St.	3 0
										230	A Cleveland St.	5 4
										250	A Youngstown St.	0 6
										250	A Youngstown St.	8 5
<hr/>												
LAST 10 GAMES												
				224	H	Wright St.	4 2	216	H	Green Bay	5 4	
				224	H	Wright St.	3 5	44	A	DePaul	0 4	
				224	H	Wright St.	2 1	230	A	Cleveland St.	3 0	
				216	H	Green Bay	3 0	230	A	Cleveland St.	1 2	
				216	H	Green Bay	2 1	230	A	Cleveland St.	5 4	

Non-Div. I Games:

Loyola Chicago



RPI	S	Opponent	Score	
250	A	Youngstown St.	6	0
259	N	Toledo	10	1
262	N	La Salle	5	3
265	N	Rhode Island	7	0
276	A	Detroit	8	4
276	A	Detroit	7	3
276	A	Detroit	12	0

Loyola Chicago

L  
o  
y  
o  
l  
a  
C  
h  
i  
c  
a  
g  
o

L  
o  
y  
o  
l  
a  
C  
h  
i  
c  
a  
g  
o



Average RPI Win: 176		WON-LOST RECORD		WINNING PCT. RANK		LAST 10 GAMES		STRENGTH OF SCHEDULE		OPP. STRENGTH OF SCHEDULE		TEAM RPI		ADJ RPI		CONF. RPI		ADJ CONF. RPI	
DIV. I ONLY		33-23-0		.58929 92		6-4-0		221		119		131		.50225 132		21		21	
DIV. I NON-CONF.		17-15-0		.53125 124		0-1-0		183		67		137		.50315 139		17		17	
TOTALS		RPI 1-25		RPI 26-50		W-L RECORDS		RPI 51-100		RPI 101-150		RPI 150+							
33-23-0		0-4-0		1-2-0		OVERALL		0-4-0		11-6-0		21-7-0							
14-3-0		0-0-0		0-0-0		HOME		0-1-0		4-1-0		10-1-0							
7-8-0		0-1-0		0-0-0		AWAY		0-0-0		3-3-0		4-4-0							
12-12-0		0-3-0		1-2-0		NEUTRAL		0-3-0		4-2-0		7-2-0							
17-15-0		0-4-0		1-2-0		NON-CONFERENCE		0-4-0		6-3-0		10-2-0							
4-1-0		0-0-0		0-0-0		HOME		0-1-0		1-0-0		3-0-0							
1-2-0		0-1-0		0-0-		AWAY		0-0-0		1-1-0		0-0-0							
12-12-0		0-3-0		1-2-0		NEUTRAL		0-3-0		4-2-0		7-2-0							
16-8-0		0-0-0		0-0-0		CONFERENCE		0-0-0		5-3-0		11-5-0							
10-2-0		0-0-0		0-0-0		HOME		0-0-0		3-1-0		7-1-0							
6-6-0		0-0-0		0-0-0		AWAY		0-0-0		2-2-0		4-4-0							
0-0-0		0-0-0		0-0-0		NEUTRAL		0-0-0		0-0-0		0-0-0							
RPI S	Opponent	Score		RPI S	Opponent	Score		RPI S	Opponent	Score		RPI S	Opponent	Score					
2 N	Florida	2	8	29 N	Arizona	3	5	54 N	Cal St. Fullerton	1	7	103 N	Colorado St.	9	0				
8 N	Kentucky	3	4	41 N	Northwestern	2	1	61 H	North Dakota St.	0	5	109 N	UNLV	4	1				
19 A	UCLA	4	8	41 N	Northwestern	3	7	64 N	Utah	3	9	115 N	Central Mich.	2	1				
24 N	Arkansas	3	8					68 N	Saint Joseph's	3	4	117 A	BYU	8	2				
												117 A	BYU	0	11				
												117 A	BYU	5	0				
												117 A	BYU	4	9				
												124 N	Central Conn. St.	0	4				
												126 H	Utah Valley	0	1				
												126 H	Utah Valley	2	1				
												126 H	Utah Valley	5	3				
												126 H	Utah Valley	2	1				
												127 N	Penn St.	4	2				
												135 N	Chattanooga	3	5				
												136 H	Northern Ill.	3	0				
												139 A	Cal St. Northridge	4	0				
												139 A	Cal St. Northridge	1	3				
												151 N	Providence	7	3				
												164 H	St. Mary's (CA)	2	1				
												164 H	St. Mary's (CA)	5	1				
												164 H	St. Mary's (CA)	3	2				
												164 H	St. Mary's (CA)	5	0				
												186 N	LIU Brooklyn	9	4				
												200 A	CSU Bakersfield	0	2				
												200 A	CSU Bakersfield	7	6				
												200 A	CSU Bakersfield	7	0				
												200 A	CSU Bakersfield	2	6				
												117 A	BYU	4	9				

Non-Div. I Games:

Loyola Marymount



Loyola Marymount



Average RPI Win:		160	WON-LOST RECORD		WINNING PCT. RANK		LAST 10 GAMES		STRENGTH OF SCHEDULE		OPP. STRENGTH OF SCHEDULE		TEAM RPI		ADJ RPI		CONF. RPI		ADJ CONF. RPI				
Average RPI Loss:		82																					
DIV. I ONLY			21-32-0		.39623		201		3-7-0		59		98		135		.50209		133				
DIV. I NON-CONF.			18-20-0		.47368		157		2-0-0		50		101		96		.52587		96				
TOTALS		RPI 1-25		RPI 26-50		W-L RECORDS		RPI 51-100		RPI 101-150		RPI 150+											
21-32-0		0-7-0		2-4-0		OVERALL		3-10-0		5-8-0		11-3-0											
11-7-0		0-0-0		0-0-0		HOME		1-5-0		4-1-0		6-1-0											
4-16-0		0-4-0		1-4-0		AWAY		1-2-0		1-5-0		1-1-0											
6-9-0		0-3-0		1-0-0		NEUTRAL		1-3-0		0-2-0		4-1-0											
18-20-0		0-7-0		2-1-0		NON-CONFERENCE		3-7-0		2-2-0		11-3-0											
9-3-0		0-0-0		0-0-0		HOME		1-2-0		2-0-0		6-1-0											
3-8-0		0-4-0		1-0-		AWAY		1-2-0		0-0-0		1-1-0											
6-9-0		0-3-0		1-0-0		NEUTRAL		1-3-0		0-2-0		4-1-0											
3-12-0		0-0-0		0-3-0		CONFERENCE		0-3-0		3-6-0		0-0-0											
2-4-0		0-0-0		0-0-0		HOME		0-3-0		2-1-0		0-0-0											
1-8-0		0-0-0		0-3-0		AWAY		0-0-0		1-5-0		0-0-0											
0-0-0		0-0-0		0-0-0		NEUTRAL		0-0-0		0-0-0		0-0-0											
RPI	S	Opponent		Score		RPI	S	Opponent		Score		RPI	S	Opponent		Score		RPI	S	Opponent		Score	
1	N	Oklahoma		1	11	35	A	Oregon St.		5	3	55	A	Oklahoma St.		1	6	109	A	UNLV		0	8
4	A	Oregon		0	10	35	A	Oregon St.		4	5	55	H	Oklahoma St.		0	11	109	A	UNLV		10	0
4	A	Oregon		0	4	48	A	San Diego St.		0	1	58	N	Long Beach St.		2	6	109	A	UNLV		0	1
11	N	Nebraska		0	11	48	A	San Diego St.		1	4	59	N	San Jose St.		0	9	110	A	Fresno St.		0	4
12	A	Arizona St.		0	3	48	A	San Diego St.		0	5	66	N	Auburn		2	1	110	A	Fresno St.		0	3
13	A	Washington		0	12	50	N	Kansas		2	1	80	A	New Mexico St.		10	9	110	A	Fresno St.		1	2
19	N	UCLA		3	14							80	A	New Mexico St.		0	3	115	H	Central Mich.		4	0
												80	H	New Mexico St.		0	2	115	H	Central Mich.		4	1
												82	N	Creighton		1	5	117	N	BYU		1	6
												98	H	IPFW		1	0	119	N	Cal Poly		2	3
												99	H	Nevada		6	9	129	H	Boise St.		0	13
												99	H	Nevada		4	6	129	H	Boise St.		6	5
												99	H	Nevada		1	10	129	H	Boise St.		7	6
																		166	H	Bradley		3	1
																		166	N	Bradley		7	1
																		202	A	San Diego		2	1
																		204	H	Hampton		2	7
																		204	H	Hampton		11	3
																		205	N	Seattle		2	0
																		227	A	A&M-Corpus Christi		5	6
																		229	H	UTEP		4	2
																		229	H	UTEP		6	5
								LAST 10 GAMES										247	N	Utah St.		4	2
								110 A Fresno St.		0	4	99	H	Nevada		1	10	248	H	Siena		13	5
								110 A Fresno St.		1	2	99	H	Nevada		4	6	248	H	Siena		5	2
								110 A Fresno St.		0	3	99	H	Nevada		6	9	273	N	Yale		5	6
								229 H UTEP		6	5	109	A	UNLV		0	1	284	N	Southern U.		6	4
								229 H UTEP		4	2	109	A	UNLV		10	0						

Non-Div. I Games:

New Mexico



Average RPI Win: 210		WON-LOST	WINNING	LAST 10	STRENGTH OF		OPP. STRENGTH	TEAM	ADJ	CONF.	ADJ CONF.
Average RPI Loss: 119		RECORD	PCT. RANK	GAMES	SCHEDULE		OF SCHEDULE	RPI	RPI	RPI	RPI
DIV. I ONLY		29-15-0	.65909	61	8-2-0		255	199	133	.50097	134
DIV. I NON-CONF.		15-11-0	.57692	96	4-0-0		260	125	164	.484	163
TOTALS		RPI 1-25	RPI 26-50		W-L RECORDS		RPI 51-100		RPI 101-150		RPI 150+
29-15-0		0-2-0	0-1-0		OVERALL		1-4-0		6-4-0		22-4-0
7-4-0		0-0-0	0-0-0		HOME		1-1-0		1-2-0		5-1-0
15-5-0		0-1-0	0-0-0		AWAY		0-2-0		3-0-0		12-2-0
7-6-0		0-1-0	0-1-0		NEUTRAL		0-1-0		2-2-0		5-1-0
15-11-0		0-2-0	0-1-0		NON-CONFERENCE		1-4-0		2-2-0		12-2-0
1-1-0		0-0-0	0-0-0		HOME		1-1-0		0-0-0		0-0-0
7-4-0		0-1-0	0-0-		AWAY		0-2-0		0-0-0		7-1-0
7-6-0		0-1-0	0-1-0		NEUTRAL		0-1-0		2-2-0		5-1-0
14-4-0		0-0-0	0-0-0		CONFERENCE		0-0-0		4-2-0		10-2-0
6-3-0		0-0-0	0-0-0		HOME		0-0-0		1-2-0		5-1-0
8-1-0		0-0-0	0-0-0		AWAY		0-0-0		3-0-0		5-1-0
0-0-0		0-0-0	0-0-0		NEUTRAL		0-0-0		0-0-0		0-0-0
RPI S	Opponent	Score	RPI S	Opponent	Score	RPI S	Opponent	Score	RPI S	Opponent	Score
12 A	Arizona St.	1 9	39 N	North Carolina	4 7	74 H	Syracuse	10 14	102 H	Albany (NY)	1 2
25 N	Baylor	1 6				74 H	Syracuse	8 0	102 H	Albany (NY)	3 1
						77 A	FIU	3 4	102 H	Albany (NY)	2 3
						89 A	Maryland	9 10	112 N	Kent St.	8 0
						90 N	Fordham	10 13	118 N	Connecticut	5 6
									118 N	Connecticut	5 1
									144 A	Stony Brook	3 2
									144 A	Stony Brook	3 0
									144 A	Stony Brook	5 2
									147 N	East Carolina	2 3
									185 H	Boston U.	4 3
									185 H	Boston U.	8 0
									185 H	Boston U.	2 3
									190 N	St. John's (NY)	6 3
									197 A	Radford	16 6
									197 A	Radford	5 4
									197 N	Radford	4 3
									199 A	Cornell	1 0
									199 A	Cornell	7 0
									209 N	Morehead St.	1 2
									238 A	Hartford	6 1
									238 A	Hartford	3 0
									238 A	Hartford	3 5
									254 A	Colgate	7 1
									254 A	Colgate	7 3
									260 N	North Dakota	8 5
									269 H	Maine	11 2
LAST 10 GAMES			LAST 10 GAMES			LAST 10 GAMES			LAST 10 GAMES		
			102 H	Albany (NY)	1 2				144 A	Stony Brook	5 2
			102 H	Albany (NY)	3 1				144 A	Stony Brook	3 2
			102 H	Albany (NY)	2 3				144 A	Stony Brook	3 0
			199 A	Cornell	7 0				254 A	Colgate	7 1
			199 A	Cornell	1 0				254 A	Colgate	7 3

Non-Div. I Games:

Binghamton



Binghamton



[illegible]

**Non-Div. I Games:**

Chattanooga



RPI	S	Opponent	Score	
220	N	Quinnipiac	8	11
223	N	Northern Ky.	5	2
223	N	Northern Ky.	2	1
233	N	Indiana St.	9	2
243	N	Tennessee St.	9	1
259	N	Toledo	9	0
272	N	Wagner	9	2

Chattanooga

C  
h  
a  
t  
t  
a  
n  
o  
o  
g  
a

C  
h  
a  
t  
t  
a  
n  
o  
o  
g  
a



[illegible]

**Non-Div. I Games:**

Northern Ill.



RPI	S	Opponent	Score	
203	H	Akron	3	0
203	H	Akron	5	7
212	A	Miami (OH)	2	5
212	A	Miami (OH)	4	5
215	A	UC Riverside	5	1
215	A	UC Riverside	7	0
219	A	Buffalo	6	4
219	A	Buffalo	6	0
259	H	Toledo	11	2
259	H	Toledo	6	5
261	N	Iona	11	3

Northern Ill.

N  
o  
r  
t  
h  
e  
r  
n  
I  
l  
l  
.

N  
o  
r  
t  
h  
e  
r  
n  
I  
l  
l  
.



Average RPI Win:	215	WON-LOST RECORD	WINNING PCT. RANK	LAST 10 GAMES	STRENGTH OF SCHEDULE	OPP. STRENGTH OF SCHEDULE	TEAM RPI	ADJ RPI	CONF. RPI	ADJ CONF. RPI	
Average RPI Loss:	124										
DIV. I ONLY	28-18-0	.6087	83	4-6-0	201	226	127	.49859	137	18	18
DIV. I NON-CONF.	16-11-0	.59259	90	0-0-0	255	249	170	.4768	178	21	21
<hr/>											
TOTALS	RPI 1-25	RPI 26-50		W-L RECORDS		RPI 51-100		RPI 101-150		RPI 150+	
28-18-0	0-1-0	0-0-0		OVERALL		2-9-0		1-3-0		25-5-0	
7-5-0	0-0-0	0-0-0		HOME		0-4-0		0-0-0		7-1-0	
7-5-0	0-0-0	0-0-0		AWAY		1-2-0		0-1-0		6-2-0	
14-8-0	0-1-0	0-0-0		NEUTRAL		1-3-0		1-2-0		12-2-0	
<hr/>											
16-11-0	0-1-0	0-0-0		NON-CONFERENCE		1-3-0		1-3-0		14-4-0	
1-1-0	0-0-0	0-0-0		HOME		0-0-0		0-0-0		1-1-0	
1-2-0	0-0-0	0-0-		AWAY		0-0-0		0-1-0		1-1-0	
14-8-0	0-1-0	0-0-0		NEUTRAL		1-3-0		1-2-0		12-2-0	
<hr/>											
12-7-0	0-0-0	0-0-0		CONFERENCE		1-6-0		0-0-0		11-1-0	
6-4-0	0-0-0	0-0-0		HOME		0-4-0		0-0-0		6-0-0	
6-3-0	0-0-0	0-0-0		AWAY		1-2-0		0-0-0		5-1-0	
0-0-0	0-0-0	0-0-0		NEUTRAL		0-0-0		0-0-0		0-0-0	
<hr/>											
RPI	S	Opponent	Score	RPI	S	Opponent	Score	RPI	S	Opponent	Score
9	N	Tennessee	0 5					61	A	North Dakota St.	5 1
								61	A	North Dakota St.	5 7
								61	A	North Dakota St.	1 4
								64	N	Utah	4 8
								78	H	Neb. Omaha	3 6
								78	H	Neb. Omaha	0 1
								80	N	New Mexico St.	3 4
								80	N	New Mexico St.	0 1
								86	N	UT Martin	5 2
								98	H	IPFW	4 7
								98	H	IPFW	1 2

Non-Div. I Games: LSU-Alexandria 8 0

South Dakota



RPI	S	Opponent	Score	
260	H	North Dakota	8	9
260	H	North Dakota	4	3
262	N	La Salle	12	3
262	N	La Salle	10	1
276	N	Detroit	5	4
281	N	UMBC	9	4
287	N	Grambling	7	0

South Dakota

S  
o  
u  
t  
h  
D  
a  
k  
o  
t  
a

S  
o  
u  
t  
h  
D  
a  
k  
o  
t  
a



L  
a  
m  
a  
r

Lamar



RPI	S	Opponent	Score	
246	H	Bucknell	1	2
247	N	Utah St.	5	2
247	N	Utah St.	2	1
288	H	Prairie View	2	0
288	H	Prairie View	24	1

Lamar

L  
a  
m  
a  
r

L  
a  
m  
a  
r



Average RPI Win:		154	WON-LOST RECORD		WINNING PCT. RANK		LAST 10 GAMES		STRENGTH OF SCHEDULE		OPP. STRENGTH OF SCHEDULE		TEAM RPI		ADJ RPI		CONF. RPI		ADJ CONF. RPI				
Average RPI Loss:		89																					
DIV. I ONLY			24-29-0		.45283	167	6-4-0		118		84		141		.49851		139	10		7			
DIV. I NON-CONF.			14-18-0		.4375	174	0-0-0		163		80		162		.48708		155	9		7			
TOTALS		RPI 1-25		RPI 26-50		W-L RECORDS		RPI 51-100		RPI 101-150		RPI 150+											
24-29-0		1-8-0		1-1-0		OVERALL		4-5-0		6-11-0		12-4-0											
13-8-0		1-3-0		0-0-0		HOME		2-1-0		4-3-0		6-1-0											
4-13-0		0-3-0		0-0-0		AWAY		1-3-0		2-7-0		1-0-0											
7-8-0		0-2-0		1-1-0		NEUTRAL		1-1-0		0-1-0		5-3-0											
14-18-0		1-5-0		1-1-0		NON-CONFERENCE		1-2-0		2-6-0		9-4-0											
6-3-0		1-0-0		0-0-0		HOME		0-0-0		2-2-0		3-1-0											
1-7-0		0-3-0		0-0-		AWAY		0-1-0		0-3-0		1-0-0											
7-8-0		0-2-0		1-1-0		NEUTRAL		1-1-0		0-1-0		5-3-0											
10-11-0		0-3-0		0-0-0		CONFERENCE		3-3-0		4-5-0		3-0-0											
7-5-0		0-3-0		0-0-0		HOME		2-1-0		2-1-0		3-0-0											
3-6-0		0-0-0		0-0-0		AWAY		1-2-0		2-4-0		0-0-0											
0-0-0		0-0-0		0-0-0		NEUTRAL		0-0-0		0-0-0		0-0-0											
RPI	S	Opponent		Score		RPI	S	Opponent		Score		RPI	S	Opponent		Score		RPI	S	Opponent		Score	
2	N	Florida		0	7	44	N	DePaul		1	7	58	A	Long Beach St.		4	2	108	A	UC Santa Barbara		0	8
12	A	Arizona St.		1	6	44	N	DePaul		4	2	58	A	Long Beach St.		0	2	108	A	UC Santa Barbara		3	0
17	N	California		2	7							58	A	Long Beach St.		0	1	108	A	UC Santa Barbara		5	6
18	A	Stanford		0	9							59	A	San Jose St.		0	5	109	A	UNLV		2	4
18	A	Stanford		0	8							59	N	San Jose St.		5	6	110	A	Fresno St.		2	8
19	H	UCLA		3	2							70	H	Pacific		5	4	110	A	Fresno St.		2	3
22	H	Hawaii		3	5							70	H	Pacific		1	5	110	N	Fresno St.		1	2
22	H	Hawaii		4	5							70	H	Pacific		3	1	119	H	Cal Poly		7	0
22	H	Hawaii		3	9							80	N	New Mexico St.		4	3	119	H	Cal Poly		1	2
																		119	H	Cal Poly		3	2
																		121	A	UC Davis		2	5
																		121	A	UC Davis		0	5
																		121	A	UC Davis		8	1
																		132	H	Loyola Marymount		0	4
																		132	H	Loyola Marymount		3	1
																		136	H	Northern Ill.		1	2
																		136	H	Northern Ill.		3	2
																		164	N	St. Mary's (CA)		3	4
																		172	N	Idaho St.		1	4
																		182	N	Western Mich.		6	1
																		200	H	CSU Bakersfield		2	3
																		200	H	CSU Bakersfield		4	2
																		200	N	CSU Bakersfield		8	0
																		200	N	CSU Bakersfield		2	1
																		205	H	Seattle		6	3
																		205	H	Seattle		10	2
																		215	H	UC Riverside		5	1
LAST 10 GAMES																							
						215	H	UC Riverside		12	3	108	A	UC Santa Barbara		3	0	200	H	UC Riverside		4	2
						215	H	UC Riverside		5	1	70	H	Pacific		1	5	200	N	CSU Bakersfield		8	0
						215	H	UC Riverside		8	5	70	H	Pacific		3	1	205	H	Seattle		2	1
						108	A	UC Santa Barbara		5	6	70	H	Pacific		5	4	205	H	Seattle		6	3
						108	A	UC Santa Barbara		0	8	58	A	Long Beach St.		0	2	215	H	UC Riverside		10	2

Non-Div. I Games:

Cal St. Northridge



RPI	S	Opponent	Score	
215	H	UC Riverside	12	3
215	H	UC Riverside	8	5
257	A	Santa Clara	7	3
257	N	Santa Clara	5	0
267	N	Weber St.	8	0
267	N	Weber St.	1	3

Cal St. Northridge,  
i  
d  
g  
e

C  
a  
l  
S  
t  
.  
N  
o  
r  
t  
h  
r  
i  
d  
g  
e



Average RPI Win:		162	WON-LOST RECORD		WINNING PCT. RANK		LAST 10 GAMES		STRENGTH OF SCHEDULE		OPP. STRENGTH OF SCHEDULE		TEAM RPI		ADJ RPI		CONF. RPI		ADJ CONF. RPI				
DIV. I ONLY			24-26-0		.48 149		6-4-0		134		121		144		.49721 140		16		16				
DIV. I NON-CONF.			15-13-0		.53571 121		1-1-0		84		98		88		.5307 88		16		16				
TOTALS		RPI 1-25		RPI 26-50		W-L RECORDS		RPI 51-100		RPI 101-150		RPI 150+											
24-26-0		0-2-0		1-2-0		OVERALL		5-12-0		5-2-0		13-8-0											
9-7-0		0-1-0		0-2-0		HOME		2-1-0		1-0-0		6-3-0											
3-12-0		0-0-0		0-0-0		AWAY		0-4-0		2-0-0		1-3-0											
12-7-0		0-1-0		1-0-0		NEUTRAL		3-3-0		2-1-0		6-2-0											
15-13-0		0-2-0		1-2-0		NON-CONFERENCE		5-6-0		3-1-0		6-2-0											
3-4-0		0-1-0		0-2-0		HOME		2-1-0		1-0-0		0-0-0											
0-2-0		0-0-0		0-0-0		AWAY		0-2-0		0-0-0		0-0-0											
12-7-0		0-1-0		1-0-0		NEUTRAL		3-3-0		2-1-0		6-2-0											
9-13-0		0-0-0		0-0-0		CONFERENCE		0-6-0		2-1-0		7-6-0											
6-3-0		0-0-0		0-0-0		HOME		0-0-0		0-0-0		6-3-0											
3-10-0		0-0-0		0-0-0		AWAY		0-6-0		2-1-0		1-3-0											
0-0-0		0-0-0		0-0-0		NEUTRAL		0-0-0		0-0-0		0-0-0											
RPI	S	Opponent		Score		RPI	S	Opponent		Score		RPI	S	Opponent		Score							
25	H	Baylor		2	5	27	H	Tulsa		1	5	56	N	Texas Tech		0	2						
25	N	Baylor		0	3	27	H	Tulsa		1	5	59	A	San Jose St.		0	1						
						40	N	South Carolina		9	6	59	A	San Jose St.		0	4						
												59	A	San Jose St.		4	5						
												67	N	Sam Houston St.		2	1						
												76	A	UCF		0	1						
												79	A	North Texas		7	8						
												79	H	North Texas		2	1						
												79	N	North Texas		3	4						
												80	A	New Mexico St.		1	5						
												80	A	New Mexico St.		2	3						
												80	A	New Mexico St.		5	6						
												82	H	Creighton		1	3						
												82	H	Creighton		3	0						
												85	N	Stetson		1	0						
												98	N	IPFW		1	3						
												98	N	IPFW		11	3						
LAST 10 GAMES																							
150 A UTSA						6	4	247 H Utah St.						1	0	219 N Buffalo						5	3
150 A UTSA						2	4	247 H Utah St.						1	0	239 N Florida A&M						1	0
150 A UTSA						4	1	79 H North Texas						2	1	241 N Southern Utah						1	0
79 A North Texas						7	8	59 A San Jose St.						0	4	247 H Utah St.						1	0
247 H Utah St.						1	0	59 A San Jose St.						4	5	247 H Utah St.						1	0

**Non-Div. I Games:**

Texas-Arlington



RPI	S	Opponent	Score
247	H	Utah St.	1 0

Texas-Arlington



U  
N  
I

Tie, Loss, Non-Conf, S Site, H Home, A Away, N Neutral Page 207



[illegible]

**Non-Div. I Games:**

Bowling Green



RPI	S	Opponent	Score	
212	H	Miami (OH)	5	1
212	H	Miami (OH)	2	3
219	H	Buffalo	2	1
219	H	Buffalo	0	2
224	A	Wright St.	2	0
224	A	Wright St.	2	1
232	N	Southeast Mo. St.	4	1
232	N	Southeast Mo. St.	4	1
250	N	Youngstown St.	1	0
259	H	Toledo	1	3
259	H	Toledo	1	0
276	A	Detroit	12	3
276	A	Detroit	9	1

Bowling Green

B  
o  
w  
l  
i  
n  
g  
G  
r  
e  
e  
n

B  
o  
w  
l  
i  
n  
g  
G  
r  
e  
e  
n



R  
u  
t  
g  
e  
r  
sR  
u  
t  
g  
e  
r  
s

Rutgers



RPI	S	Opponent	Score	
199	N	Cornell	9	1
208	N	Boston College	15	6
217	A	George Mason	7	2
217	A	George Mason	8	3
217	A	George Mason	0	3
238	H	Hartford	7	0
238	H	Hartford	5	0
239	N	Florida A&M	8	0
261	H	Iona	9	5
269	N	Maine	2	0
277	N	Rider	10	0
280	A	Lafayette	7	0
280	A	Lafayette	8	0

Rutgers

R  
u  
t  
g  
e  
r  
s

R  
u  
t  
g  
e  
r  
s



Average RPI Win:		221	WON-LOST RECORD		WINNING PCT. RANK		LAST 10 GAMES		STRENGTH OF SCHEDULE		OPP. STRENGTH OF SCHEDULE		TEAM RPI		ADJ RPI		CONF. RPI		ADJ CONF. RPI					
DIV. I ONLY			31-22-0		.58491		97		7-3-0		213		223		142		.49571		144		24		24	
DIV. I NON-CONF.			21-14-0		.6		85		3-0-0		191		197		122		.50953		123		26		26	
TOTALS		RPI 1-25		RPI 26-50		W-L RECORDS		RPI 51-100		RPI 101-150		RPI 150+												
31-22-0		0-2-0		0-3-0		OVERALL		1-5-0		2-7-0		28-5-0												
17-3-0		0-0-0		0-0-0		HOME		0-0-0		0-3-0		17-0-0												
7-9-0		0-0-0		0-1-0		AWAY		1-2-0		2-4-0		4-1-0												
7-10-0		0-2-0		0-2-0		NEUTRAL		0-2-0		0-0-0		7-4-0												
21-14-0		0-2-0		0-3-0		NON-CONFERENCE		1-5-0		1-2-0		19-2-0												
11-0-0		0-0-0		0-0-0		HOME		0-0-0		0-0-0		11-0-0												
4-6-0		0-0-0		0-0-		AWAY		1-3-0		1-2-0		2-0-0												
6-8-0		0-2-0		0-2-0		NEUTRAL		0-2-0		0-0-0		6-2-0												
10-8-0		0-0-0		0-0-0		CONFERENCE		0-0-0		1-5-0		9-3-0												
6-3-0		0-0-0		0-0-0		HOME		0-0-0		0-3-0		6-0-0												
3-3-0		0-0-0		0-0-0		AWAY		0-0-0		1-2-0		2-1-0												
1-2-0		0-0-0		0-0-0		NEUTRAL		0-0-0		0-0-0		1-2-0												
RPI	S	Opponent		Score		RPI	S	Opponent		Score		RPI	S	Opponent		Score								
14	N	Louisville		0	5	45	A	North Carolina St.		2	16	60	N	Ohio St.		4	11							
14	N	Louisville		0	8	50	N	Kansas		1	7	62	N	Ball St.		2	5							
						50	N	Kansas		0	12	71	A	Jacksonville		1	9							
												71	A	Jacksonville		1	6							
												81	A	Longwood		3	2							
												81	A	Longwood		0	3							
												102	A	Albany (NY)		1	2							
												102	A	Albany (NY)		0	4							
												102	A	Albany (NY)		4	3							
												121	A	Fla. Atlantic		0	5							
												134	H	Binghamton		2	3							
												134	H	Binghamton		2	5							
												134	H	Binghamton		0	3							
												143	A	Rutgers		3	1							
												143	A	Rutgers		1	7							
												151	A	Providence		3	1							
												153	N	La.-Monroe		0	1							
												161	H	Seton Hall		6	4							
												161	H	Seton Hall		4	0							
												177	H	Fairfield		2	1							
												185	H	Boston U.		5	4							
												185	H	Boston U.		2	1							
												185	H	Boston U.		8	0							
												186	A	LIU Brooklyn		8	7							
												201	N	Eastern Mich.		4	5							
												220	H	Quinnipiac		5	4							
												220	H	Quinnipiac		6	0							
												235	H	Sacred Heart		3	2							
												235	H	Sacred Heart		11	0							
												238	N	Hartford		2	0							
												238	N	Hartford		1	2							
												238	N	Hartford		0	1							
												239	N	Florida A&M		6	1							
LAST 10 GAMES																								
						185	H	Boston U.		8	0	161	H	Seton Hall		4	0							
						185	H	Boston U.		2	1	134	H	Binghamton		2	5							
						185	H	Boston U.		5	4	134	H	Binghamton		2	3							
						261	H	Iona		7	2	134	H	Binghamton		0	3							
						161	H	Seton Hall		6	4	269	A	Maine		3	2							

**Non-Div. I Games:**

Stony Brook



RPI	S	Opponent	Score	
240	N	Bethune-Cookman	2	1
246	N	Bucknell	4	3
246	N	Bucknell	13	2
253	H	Manhattan	4	2
261	H	Iona	7	2
269	A	Maine	0	2
269	A	Maine	4	2
269	A	Maine	3	2
273	H	Yale	4	1
273	H	Yale	7	1
279	N	N.C. A&T	8	7
280	N	Lafayette	12	1
281	H	UMBC	8	0
281	H	UMBC	8	1
281	H	UMBC	8	0

Stony Brook

S  
t  
o  
n  
y  
B  
r  
o  
o  
k

S  
t  
o  
n  
y  
B  
r  
o  
o  
k



Average RPI Win:		182	WON-LOST RECORD		WINNING PCT. RANK	LAST 10 GAMES	STRENGTH OF SCHEDULE		OPP. STRENGTH OF SCHEDULE	TEAM RPI	ADJ RPI	CONF. RPI	ADJ CONF. RPI										
Average RPI Loss:		126																					
DIV. I ONLY			28-21-0		.57143	104	4-6-0		196	172	137	.49548	145	13	13								
DIV. I NON-CONF.			16-7-0		.69565	51	1-0-0		249	235	116	.50831	129	14	14								
TOTALS		RPI 1-25		RPI 26-50		W-L RECORDS		RPI 51-100		RPI 101-150		RPI 150+											
28-21-0		0-2-0		0-0-0		OVERALL		7-7-0		5-6-0		16-6-0											
15-8-0		0-0-0		0-0-0		HOME		4-2-0		2-1-0		9-5-0											
11-11-0		0-2-0		0-0-0		AWAY		2-4-0		2-4-0		7-1-0											
2-2-0		0-0-0		0-0-0		NEUTRAL		1-1-0		1-1-0		0-0-0											
16-7-0		0-2-0		0-0-0		NON-CONFERENCE		2-1-0		3-2-0		11-2-0											
9-3-0		0-0-0		0-0-0		HOME		1-0-0		2-1-0		6-2-0											
5-2-0		0-2-0		0-0-		AWAY		0-0-0		0-0-0		5-0-0											
2-2-0		0-0-0		0-0-0		NEUTRAL		1-1-0		1-1-0		0-0-0											
12-14-0		0-0-0		0-0-0		CONFERENCE		5-6-0		2-4-0		5-4-0											
6-5-0		0-0-0		0-0-0		HOME		3-2-0		0-0-0		3-3-0											
6-9-0		0-0-0		0-0-0		AWAY		2-4-0		2-4-0		2-1-0											
0-0-0		0-0-0		0-0-0		NEUTRAL		0-0-0		0-0-0		0-0-0											
RPI	S	Opponent		Score		RPI	S	Opponent		Score		RPI	S	Opponent		Score							
5	A	LSU		1	5			67	H	Sam Houston St.		2	4	113	H	Delaware		2	4				
16	A	Texas A&M		0	8			67	H	Sam Houston St.		4	2	130	H	Saint Louis		2	0				
								67	H	Sam Houston St.		3	1	137	H	South Dakota		7	6				
								73	H	Northwestern St.		1	4	138	A	Lamar		6	7				
								73	H	Northwestern St.		3	2	138	A	Lamar		4	5				
								75	A	McNeese St.		5	3	138	A	Lamar		13	5				
								75	A	McNeese St.		2	4	146	A	Stephen F. Austin		1	5				
								75	A	McNeese St.		3	5	146	A	Stephen F. Austin		11	9				
								86	H	UT Martin		2	0	146	A	Stephen F. Austin		1	3				
								87	A	Central Ark.		0	8	150	N	UTSA		0	4				
								87	A	Central Ark.		1	0	150	N	UTSA		3	2				
								87	A	Central Ark.		0	5	159	A	Louisiana Tech		8	2				
								100	N	Purdue		3	1	174	H	Nicholls St.		2	3				
								100	N	Purdue		0	6	174	H	Nicholls St.		7	6				
														174	H	Nicholls St.		6	7				
														198	A	Houston Baptist		14	2				
														198	A	Houston Baptist		4	3				
														198	A	Houston Baptist		2	10				
														222	H	Jackson St.		10	2				
														222	H	Jackson St.		1	2				
														227	H	A&M-Corpus Christi		10	2				
														227	H	A&M-Corpus Christi		5	0				
														227	H	A&M-Corpus Christi		0	6				
														229	H	UTEP		3	4				
														245	A	Texas Southern		2	1				
														251	H	South Dakota St.		7	2				
														266	A	Ark.-Pine Bluff		10	4				
LAST 10 GAMES																							
146 A Stephen F. Austin						1	3	87 A Central Ark.						0	5	227 H A&M-Corpus Christi						0	6
146 A Stephen F. Austin						1	5	87 A Central Ark.						1	0	229 H UTEP						3	4
146 A Stephen F. Austin						11	9	87 A Central Ark.						0	8	245 A Texas Southern						2	1
73 H Northwestern St.						3	2	159 A Louisiana Tech						8	2	251 H South Dakota St.						7	2
73 H Northwestern St.						1	4	138 A Lamar						4	5	266 A Ark.-Pine Bluff						10	4

Non-Div. I Games: Centenary (LA) 15 1 LSU-Alexandria 3 2

Southeastern La.



RPI	S	Opponent	Score	
266	A	Ark.-Pine Bluff	11	3
275	H	Alcorn	10	0
275	H	Alcorn	10	1
281	H	UMBC	13	5
284	A	Southern U.	14	2
284	H	Southern U.	4	0

Southeastern La.

S  
o  
u  
t  
h  
e  
a  
s  
t  
e  
r  
n  
L  
a  
.

S  
o  
u  
t  
h  
e  
a  
s  
t  
e  
r  
n  
L  
a  
.



[illegible]

**Non-Div. I Games:**

Stephen F. Austin



[illegible]

**Non-Div. I Games:**

East Carolina



Average RPI Win: 200		WON-LOST	WINNING	LAST 10	STRENGTH OF		OPP. STRENGTH	TEAM	ADJ	CONF.	ADJ CONF.					
Average RPI Loss: 107		RECORD	PCT. RANK	GAMES	SCHEDULE		OF SCHEDULE	RPI	RPI	RPI	RPI					
DIV. I ONLY		21-22-0	.48837	145	7-3-0		116	195	139	.49454	148	26	26			
DIV. I NON-CONF.		7-18-0	.28	245	1-1-0		30	92	165	.48161	168	25	25			
<hr/>																
TOTALS		RPI 1-25	RPI 26-50		W-L RECORDS		RPI 51-100		RPI 101-150		RPI 150+					
21-22-0		0-4-0	0-4-0		OVERALL		1-5-0		6-3-0		14-6-0					
6-5-0		0-0-0	0-1-0		HOME		0-0-0		2-1-0		4-3-0					
9-5-0		0-1-0	0-0-0		AWAY		0-2-0		1-1-0		8-1-0					
6-12-0		0-3-0	0-3-0		NEUTRAL		1-3-0		3-1-0		2-2-0					
7-18-0		0-4-0	0-4-0		NON-CONFERENCE		1-5-0		4-2-0		2-3-0					
0-2-0		0-0-0	0-1-0		HOME		0-0-0		0-0-0		0-1-0					
1-4-0		0-1-0	0-0-		AWAY		0-2-0		1-1-0		0-0-0					
6-12-0		0-3-0	0-3-0		NEUTRAL		1-3-0		3-1-0		2-2-0					
14-4-0		0-0-0	0-0-0		CONFERENCE		0-0-0		2-1-0		12-3-0					
6-3-0		0-0-0	0-0-0		HOME		0-0-0		2-1-0		4-2-0					
8-1-0		0-0-0	0-0-0		AWAY		0-0-0		0-0-0		8-1-0					
0-0-0		0-0-0	0-0-0		NEUTRAL		0-0-0		0-0-0		0-0-0					
RPI	S	Opponent	Score		RPI	S	Opponent	Score		RPI	S	Opponent	Score			
11	N	Nebraska	5	14	26	N	Wisconsin	1	2	80	A	New Mexico St.	1	11		
11	N	Nebraska	4	13	41	H	Northwestern	5	8	80	A	New Mexico St.	1	8		
11	N	Nebraska	3	4	43	N	South Fla.	1	2	92	N	Eastern Ky.	9	3		
12	A	Arizona St.	0	15	46	N	Illinois St.	8	16	92	N	Eastern Ky.	0	2		
										96	N	Michigan St.	7	11		
										96	N	Michigan St.	1	5		
												112	N	Kent St.	2	1
												115	N	Central Mich.	3	2
												124	N	Central Conn. St.	3	2
												131	H	Loyola Chicago	8	9
												131	H	Loyola Chicago	9	1
												131	H	Loyola Chicago	2	1
												136	A	Northern Ill.	5	4
												141	N	UNI	0	8
												149	A	Indiana	0	8
												166	H	Bradley	0	1
												195	A	Valparaiso	7	4
												195	A	Valparaiso	10	0
												195	A	Valparaiso	1	3
												220	N	Quinnipiac	3	7
												224	A	Wright St.	1	0
												224	A	Wright St.	8	1
												224	A	Wright St.	8	0
												225	N	Belmont	1	8
												230	H	Cleveland St.	7	0
												230	H	Cleveland St.	9	4
												230	H	Cleveland St.	4	7
												250	H	Youngstown St.	5	6
												250	H	Youngstown St.	5	1
												250	H	Youngstown St.	3	2
												259	N	Toledo	6	5
												259	N	Toledo	7	6
												276	A	Detroit	5	1
<hr/>																
LAST 10 GAMES																
					230	H	Cleveland St.	9	4	250	H	Youngstown St.	5	1		
					230	H	Cleveland St.	7	0	250	H	Youngstown St.	5	6		
					230	H	Cleveland St.	4	7	136	A	Northern Ill.	5	4		
					41	H	Northwestern	5	8	224	A	Wright St.	8	0		
					250	H	Youngstown St.	3	2	224	A	Wright St.	1	0		

Non-Div. I Games:

Ill.-Chicago



RPI	S	Opponent	Score	
276	A	Detroit	17	8
276	A	Detroit	19	3

Ill.-Chicago

I  
l  
l  
.  
-  
C  
h  
i  
c  
a  
g  
o

I  
l  
l  
.  
-  
C  
h  
i  
c  
a  
g  
o



Average RPI Win: 146		WON-LOST	WINNING	LAST 10	STRENGTH OF		OPP. STRENGTH	TEAM	ADJ	CONF.	ADJ CONF.
Average RPI Loss: 64		RECORD	PCT. RANK	GAMES	SCHEDULE		OF SCHEDULE	RPI	RPI	RPI	RPI
DIV. I ONLY		19-34-0	.35849	221	0-10-0		68	49	147	.4937	149
DIV. I NON-CONF.		16-15-0	.51613	135	0-1-0		56	81	83	.53258	85
TOTALS		RPI 1-25	RPI 26-50		W-L RECORDS		RPI 51-100		RPI 101-150		RPI 150+
19-34-0		0-7-0	1-7-0		OVERALL		6-16-0		4-3-0		8-1-0
6-9-0		0-1-0	0-3-0		HOME		0-4-0		4-1-0		2-0-0
4-14-0		0-2-0	0-3-0		AWAY		3-9-0		0-0-0		1-0-0
9-11-0		0-4-0	1-1-0		NEUTRAL		3-3-0		0-2-0		5-1-0
16-15-0		0-6-0	1-1-0		NON-CONFERENCE		5-5-0		2-2-0		8-1-0
4-1-0		0-0-0	0-0-0		HOME		0-1-0		2-0-0		2-0-0
3-3-0		0-2-0	0-0-		AWAY		2-1-0		0-0-0		1-0-0
9-11-0		0-4-0	1-1-0		NEUTRAL		3-3-0		0-2-0		5-1-0
3-19-0		0-1-0	0-6-0		CONFERENCE		1-11-0		2-1-0		0-0-0
2-8-0		0-1-0	0-3-0		HOME		0-3-0		2-1-0		0-0-0
1-11-0		0-0-0	0-3-0		AWAY		1-8-0		0-0-0		0-0-0
0-0-0		0-0-0	0-0-0		NEUTRAL		0-0-0		0-0-0		0-0-0
RPI S	Opponent	Score	RPI S	Opponent	Score	RPI S	Opponent	Score	RPI S	Opponent	Score
7 H	Michigan	4 7	26 H	Wisconsin	0 3	54 A	Cal St. Fullerton	2 8	115 H	Central Mich.	2 1
12 A	Arizona St.	0 8	26 H	Wisconsin	2 5	60 A	Ohio St.	6 4	119 N	Cal Poly	3 10
14 A	Louisville	1 4	26 H	Wisconsin	1 12	60 A	Ohio St.	2 8	127 H	Penn St.	4 3
17 N	California	1 9	31 A	Minnesota	4 5	60 A	Ohio St.	5 9	127 H	Penn St.	0 3
17 N	California	1 9	31 A	Minnesota	0 8	62 H	Ball St.	2 5	127 H	Penn St.	4 3
18 N	Stanford	2 8	31 A	Minnesota	0 1	63 A	Illinois	0 8	130 N	Saint Louis	3 4
18 N	Stanford	0 7	35 N	Oregon St.	1 2	63 A	Illinois	0 1	148 H	Ill.-Chicago	8 0
			36 N	James Madison	3 1	63 A	Illinois	4 5	166 N	Bradley	15 7
						70 N	Pacific	3 9	167 N	Portland St.	7 0
						76 N	UCF	2 3	171 N	Massachusetts	5 1
						78 N	Neb. Omaha	0 5	212 N	Miami (OH)	10 0
						83 A	Georgia Tech	4 1	233 H	Indiana St.	7 0
						83 A	Georgia Tech	10 2	243 A	Tennessee St.	8 0
						90 N	Fordham	1 0	252 N	Mississippi Val.	2 5
						96 A	Michigan St.	7 10	259 H	Toledo	9 1
						96 A	Michigan St.	0 5	264 N	Alabama St.	8 0
						96 A	Michigan St.	1 2			
						97 N	Marshall	2 1			
						97 N	Marshall	2 1			
						100 H	Purdue	3 7			
LAST 10 GAMES											
			31 A	Minnesota	4 5						
			31 A	Minnesota	0 8						
			31 A	Minnesota	0 1						
			26 H	Wisconsin	2 5						
			26 H	Wisconsin	0 3						

Non-Div. I Games:

Indiana



RPI	S	Opponent	Score
100	H	Purdue	2 7
100	H	Purdue	1 9
26	H	Wisconsin	1 12
62	H	Ball St.	2 5
63	A	Illinois	0 8
63	A	Illinois	0 1
63	A	Illinois	4 5



Average RPI Win: 151		WON-LOST	WINNING	LAST 10	STRENGTH OF	OPP. STRENGTH	TEAM	ADJ	CONF.	ADJ CONF.		
Average RPI Loss: 133		RECORD	PCT. RANK	GAMES	SCHEDULE	OF SCHEDULE	RPI	RPI	RPI	RPI		
DIV. I ONLY		26-24-0	.52	129	5-5-0	197	114	156	.49323	150	16	16
DIV. I NON-CONF.		17-12-0	.58621	91	1-0-0	189	86	112	.51594	115	16	16
<hr/>												
TOTALS		RPI 1-25		RPI 26-50		W-L RECORDS		RPI 51-100		RPI 101-150		RPI 150+
26-24-0		0-2-0		1-0-0		OVERALL		7-8-0		4-6-0		14-8-0
12-9-0		0-0-0		0-0-0		HOME		6-3-0		2-3-0		4-3-0
11-13-0		0-2-0		1-0-0		AWAY		0-5-0		1-2-0		9-4-0
3-2-0		0-0-0		0-0-0		NEUTRAL		1-0-0		1-1-0		1-1-0
17-12-0		0-2-0		1-0-0		NON-CONFERENCE		6-3-0		3-4-0		7-3-0
9-3-0		0-0-0		0-0-0		HOME		5-1-0		1-1-0		3-1-0
5-7-0		0-2-0		1-0-		AWAY		0-2-0		1-2-0		3-1-0
3-2-0		0-0-0		0-0-0		NEUTRAL		1-0-0		1-1-0		1-1-0
9-12-0		0-0-0		0-0-0		CONFERENCE		1-5-0		1-2-0		7-5-0
3-6-0		0-0-0		0-0-0		HOME		1-2-0		1-2-0		1-2-0
6-6-0		0-0-0		0-0-0		AWAY		0-3-0		0-0-0		6-3-0
0-0-0		0-0-0		0-0-0		NEUTRAL		0-0-0		0-0-0		0-0-0
RPI	S	Opponent		Score		RPI	S	Opponent		Score		
16	A	Texas A&M		4	6	34	A	Houston		3	2	
16	A	Texas A&M		0	8							

Non-Div. I Games:

UTSA



RPI	S	Opponent	Score	
231	N	Northern Colo.	4	6
231	N	Northern Colo.	7	1
247	A	Utah St.	1	2
247	A	Utah St.	5	4
247	A	Utah St.	0	1

UTSA

U  
T  
S  
A

U  
T  
S  
A



Average RPI Win: 182		WON-LOST	WINNING	LAST 10	STRENGTH OF		OPP. STRENGTH	TEAM	ADJ		CONF.	ADJ CONF.
Average RPI Loss: 94		RECORD	PCT. RANK	GAMES	SCHEDULE		OF SCHEDULE	RPI	RPI		RPI	RPI
DIV. I ONLY		23-27-1	.46078	159	7-3-0		126	115	150		.49097	151
DIV. I NON-CONF.		13-14-1	.48214	152	1-0-0		181	240	178		.47716	176
TOTALS		RPI 1-25	RPI 26-50		W-L RECORDS		RPI 51-100		RPI 101-150		RPI 150+	
23-27-1		0-2-0	0-6-0		OVERALL		1-7-0		6-7-0		16-5-1	
8-8-1		0-2-0	0-3-0		HOME		0-0-0		0-1-0		8-2-1	
9-8-0		0-0-0	0-3-0		AWAY		1-2-0		3-3-0		5-0-0	
6-11-0		0-0-0	0-0-0		NEUTRAL		0-5-0		3-3-0		3-3-0	
13-14-1		0-0-0	0-0-0		NON-CONFERENCE		0-5-0		2-5-0		11-4-1	
3-2-1		0-0-0	0-0-0		HOME		0-0-0		0-1-0		3-1-1	
5-1-0		0-0-0	0-0-		AWAY		0-0-0		0-1-0		5-0-0	
5-11-0		0-0-0	0-0-0		NEUTRAL		0-5-0		2-3-0		3-3-0	
10-13-0		0-2-0	0-6-0		CONFERENCE		1-2-0		4-2-0		5-1-0	
5-6-0		0-2-0	0-3-0		HOME		0-0-0		0-0-0		5-1-0	
4-7-0		0-0-0	0-3-0		AWAY		1-2-0		3-2-0		0-0-0	
1-0-0		0-0-0	0-0-0		NEUTRAL		0-0-0		1-0-0		0-0-0	
RPI S	Opponent	Score	RPI S	Opponent	Score	RPI S	Opponent	Score	RPI S	Opponent	Score	
14 H	Louisville	2 <b>16</b>	43 A	South Fla.	0 <b>10</b>	51 N	FGCU	2 <b>10</b>	115 N	Central Mich.	1 <b>5</b>	
14 H	Louisville	6 <b>17</b>	43 A	South Fla.	0 <b>8</b>	52 N	North Florida	1 <b>2</b>	116 A	Pittsburgh	6 <b>5</b>	
			43 A	South Fla.	0 <b>5</b>	63 N	Illinois	2 <b>11</b>	116 A	Pittsburgh	2 <b>4</b>	
			44 H	DePaul	3 <b>5</b>	68 N	Saint Joseph's	1 <b>6</b>	117 N	BYU	5 <b>1</b>	
			44 H	DePaul	6 <b>13</b>	69 N	SIU Edwardsville	0 <b>7</b>	118 A	Connecticut	3 <b>2</b>	
			44 H	DePaul	8 <b>13</b>	74 A	Syracuse	7 <b>11</b>	118 A	Connecticut	4 <b>0</b>	
						74 A	Syracuse	5 <b>1</b>	118 A	Connecticut	3 <b>11</b>	
						74 A	Syracuse	4 <b>9</b>	118 N	Connecticut	2 <b>1</b>	
									121 A	Fla. Atlantic	1 <b>2</b>	
									131 N	Loyola Chicago	0 <b>5</b>	
									132 N	Loyola Marymount	3 <b>7</b>	
									136 N	Northern Ill.	13 <b>7</b>	
									144 H	Stony Brook	1 <b>3</b>	
									152 H	Villanova	6 <b>3</b>	
									152 H	Villanova	4 <b>3</b>	
									152 H	Villanova	3 <b>1</b>	
									155 N	Towson	5 <b>7</b>	
									162 H	Georgetown	5 <b>7</b>	
									162 H	Georgetown	6 <b>5</b>	
									162 H	Georgetown	4 <b>1</b>	
									177 A	Fairfield	8 <b>5</b>	
									179 N	Tennessee Tech	4 <b>11</b>	
									185 H	Boston U.	9 <b>9</b>	
									185 H	Boston U.	0 <b>2</b>	
									208 A	Boston College	7 <b>4</b>	
									210 A	Harvard	5 <b>3</b>	
									220 N	Quinnipiac	5 <b>2</b>	
			LAST 10 GAMES									
			74 A	Syracuse	4 <b>9</b>	152 H	Villanova	6 <b>3</b>				
			74 A	Syracuse	5 <b>1</b>	152 H	Villanova	4 <b>3</b>				
			74 A	Syracuse	7 <b>11</b>	152 H	Villanova	3 <b>1</b>				
			116 A	Pittsburgh	2 <b>4</b>	177 A	Fairfield	8 <b>5</b>				
			116 A	Pittsburgh	6 <b>5</b>	162 H	Georgetown	6 <b>5</b>				

Non-Div. I Games:

Providence



Providence



Average RPI Win: 165		WON-LOST RECORD		WINNING PCT. RANK		LAST 10 GAMES		STRENGTH OF SCHEDULE		OPP. STRENGTH OF SCHEDULE		TEAM RPI		ADJ RPI		CONF. RPI		ADJ CONF. RPI					
DIV. I ONLY		21-31-0		.40385 198		5-5-0		84		141		154		.49041 152		8		9					
DIV. I NON-CONF.		18-11-0		.62069 77		4-0-0		105		221		78		.53275 84		7		9					
TOTALS		RPI 1-25		RPI 26-50		W-L RECORDS		RPI 51-100		RPI 101-150		RPI 150+											
21-31-0		0-3-0		2-6-0		OVERALL		1-7-0		8-3-0		10-12-0											
4-11-0		0-3-0		0-3-0		HOME		0-0-0		1-1-0		3-4-0											
7-14-0		0-0-0		1-2-0		AWAY		0-5-0		4-0-0		2-6-0											
10-6-0		0-0-0		1-1-0		NEUTRAL		1-2-0		3-2-0		5-1-0											
18-11-0		0-0-0		1-1-0		NON-CONFERENCE		1-5-0		7-1-0		9-4-0											
2-2-0		0-0-0		0-0-0		HOME		0-0-0		0-0-0		2-2-0											
6-4-0		0-0-0		0-0-		AWAY		0-3-0		4-0-0		2-1-0											
10-5-0		0-0-0		1-1-0		NEUTRAL		1-2-0		3-1-0		5-1-0											
3-20-0		0-3-0		1-5-0		CONFERENCE		0-2-0		1-2-0		1-8-0											
2-9-0		0-3-0		0-3-0		HOME		0-0-0		1-1-0		1-2-0											
1-10-0		0-0-0		1-2-0		AWAY		0-2-0		0-0-0		0-6-0											
0-1-0		0-0-0		0-0-0		NEUTRAL		0-0-0		0-1-0		0-0-0											
RPI	S	Opponent		Score		RPI	S	Opponent		Score		RPI	S	Opponent		Score							
14	H	Louisville		4 5		31	N	Minnesota		5 4		51	A	FGCU		3 7		102	N	Albany (NY)		5 0	
14	H	Louisville		1 8		40	N	South Carolina		1 4		68	A	Saint Joseph's		5 8		107	A	Penn		9 0	
14	H	Louisville		0 1		42	A	Notre Dame		1 4		72	N	Ole Miss		0 7		107	N	Penn		7 1	
						42	A	Notre Dame		1 0		72	N	Ole Miss		0 2		113	A	Delaware		4 2	
						42	A	Notre Dame		3 9		74	A	Syracuse		2 3		113	A	Delaware		2 0	
						43	H	South Fla.		0 1		74	A	Syracuse		0 1		113	A	Delaware		3 1	
						43	H	South Fla.		2 8		76	A	UCF		0 3		118	N	Connecticut		1 2	
						43	H	South Fla.		0 3		96	N	Michigan St.		5 1		131	N	Loyola Chicago		1 7	
																		135	N	Chattanooga		4 1	
																		143	H	Rutgers		2 8	
																		143	H	Rutgers		3 0	
																		151	A	Providence		1 3	
																		151	A	Providence		3 4	
																		151	A	Providence		3 6	
																		156	A	Princeton		1 4	
																		162	A	Georgetown		1 2	
																		162	A	Georgetown		0 2	
																		162	A	Georgetown		5 8	
																		165	H	Temple		3 0	
																		165	H	Temple		2 4	
																		185	N	Boston U.		7 1	
																		190	H	St. John's (NY)		0 3	
																		190	H	St. John's (NY)		5 4	
																		190	H	St. John's (NY)		1 4	
																		237	N	Norfolk St.		7 6	
																		238	N	Hartford		6 3	
																		244	N	Saint Francis (PA)		1 3	
LAST 10 GAMES																							
						190	H	St. John's (NY)		5 4		151	A	Providence		3 6		190	H	St. John's (NY)		5 4	
						190	H	St. John's (NY)		0 3		151	A	Providence		3 4		190	H	St. John's (NY)		1 4	
						190	H	St. John's (NY)		1 4		151	A	Providence		1 3		237	N	Norfolk St.		7 6	
						113	A	Delaware		2 0		280	A	Lafayette		2 0		238	N	Hartford		6 3	
						113	A	Delaware		3 1		280	A	Lafayette		4 3		244	N	Saint Francis (PA)		1 3	

Non-Div. I Games:

Villanova



RPI	S	Opponent	Score	
259	N	Toledo	5	3
262	H	La Salle	4	0
262	H	La Salle	3	5
271	N	St. Bonaventure	10	8
280	A	Lafayette	4	3
280	A	Lafayette	2	0

Villanova

V  
i  
l  
l  
a  
n  
o  
v  
a

V  
i  
l  
l  
a  
n  
o  
v  
a



Average RPI Win:		171	WON-LOST RECORD		WINNING PCT. RANK		LAST 10 GAMES		STRENGTH OF SCHEDULE		OPP. STRENGTH OF SCHEDULE		TEAM RPI		ADJ RPI		CONF. RPI		ADJ CONF. RPI				
Average RPI Loss:		74																					
DIV. I ONLY			19-33-0		.36538 217		2-8-0		85		75		162		.49 153		6		6				
DIV. I NON-CONF.			16-13-0		.55172 113		2-0-0		124		143		104		.52168 106		6		6				
TOTALS		RPI 1-25		RPI 26-50		W-L RECORDS		RPI 51-100		RPI 101-150		RPI 150+											
19-33-0		1-9-0		0-4-0		OVERALL		2-9-0		6-8-0		10-3-0											
9-10-0		0-6-0		0-0-0		HOME		1-3-0		2-1-0		6-0-0											
3-15-0		1-1-0		0-3-0		AWAY		0-6-0		1-5-0		1-0-0											
7-8-0		0-2-0		0-1-0		NEUTRAL		1-0-0		3-2-0		3-3-0											
16-13-0		1-3-0		0-1-0		NON-CONFERENCE		2-3-0		5-3-0		8-3-0											
7-1-0		0-0-0		0-0-0		HOME		1-0-0		2-1-0		4-0-0											
2-4-0		1-1-0		0-0-		AWAY		0-3-0		0-0-0		1-0-0											
7-8-0		0-2-0		0-1-0		NEUTRAL		1-0-0		3-2-0		3-3-0											
3-20-0		0-6-0		0-3-0		CONFERENCE		0-6-0		1-5-0		2-0-0											
2-9-0		0-6-0		0-0-0		HOME		0-3-0		0-0-0		2-0-0											
1-11-0		0-0-0		0-3-0		AWAY		0-3-0		1-5-0		0-0-0											
0-0-0		0-0-0		0-0-0		NEUTRAL		0-0-0		0-0-0		0-0-0											
RPI	S	Opponent		Score		RPI	S	Opponent		Score		RPI	S	Opponent		Score		RPI	S	Opponent		Score	
4	N	Oregon		0	4	28	A	Western Ky.		3	11	72	A	Ole Miss		0	8	108	H	UC Santa Barbara		1	6
15	H	South Ala.		0	14	28	A	Western Ky.		3	8	73	A	Northwestern St.		2	4	117	N	BYU		6	5
15	H	South Ala.		0	8	28	A	Western Ky.		0	16	75	A	McNeese St.		0	1	121	A	Fla. Atlantic		0	3
15	H	South Ala.		1	11	50	N	Kansas		0	6	77	H	FIU		2	5	121	A	Fla. Atlantic		0	8
19	N	UCLA		1	9							77	H	FIU		2	7	121	A	Fla. Atlantic		5	6
20	H	La.-Lafayette		0	6							77	H	FIU		3	11	123	A	Troy		6	8
20	H	La.-Lafayette		3	12							79	A	North Texas		7	8	123	A	Troy		0	12
20	H	La.-Lafayette		2	8							79	A	North Texas		0	8	123	A	Troy		7	4
24	A	Arkansas		7	6							79	A	North Texas		0	8	125	N	Murray St.		1	4
24	A	Arkansas		3	14							87	H	Central Ark.		3	2	125	N	Murray St.		2	10
												96	N	Michigan St.		6	1	130	N	Saint Louis		2	1
																		138	H	Lamar		6	3
																		138	H	Lamar		5	1
																		144	N	Stony Brook		1	0
																		159	N	Louisiana Tech		9	10
																		159	N	Louisiana Tech		2	11
																		170	H	Memphis		1	0
																		183	N	Ohio		6	15
																		184	H	Wichita St.		3	1
																		205	N	Seattle		1	0
																		218	H	Middle Tenn.		7	6
																		218	H	Middle Tenn.		2	1
																		222	A	Jackson St.		3	0
																		232	H	Southeast Mo. St.		5	1
																		239	N	Florida A&M		8	6
																		275	N	Alcorn		8	0
																		287	H	Grambling		8	0
LAST 10 GAMES																							
																		79	A	North Texas		7	8
																		87	H	Central Ark.		3	2
																		222	A	Jackson St.		3	0
																		15	H	South Ala.		0	8
																		15	H	South Ala.		1	11

Non-Div. I Games:

La.-Monroe



Average RPI Win: 206		WON-LOST	WINNING	LAST 10	STRENGTH OF		OPP. STRENGTH	TEAM	ADJ	CONF.	ADJ CONF.
Average RPI Loss: 120		RECORD	PCT. RANK	GAMES	SCHEDULE		OF SCHEDULE	RPI	RPI	RPI	RPI
DIV. I ONLY		22-22-0	.5	136	5-5-0		140	220	155	.4895	154
DIV. I NON-CONF.		10-13-0	.43478	178	1-0-0		138	215	173	.47862	174
TOTALS		RPI 1-25	RPI 26-50		W-L RECORDS		RPI 51-100		RPI 101-150		RPI 150+
22-22-0	0-0-0	0-2-0		OVERALL		0-8-0		3-4-0		19-8-0	
10-7-0	0-0-0	0-0-0		HOME		0-0-0		0-2-0		10-5-0	
8-8-0	0-0-0	0-1-0		AWAY		0-5-0		1-1-0		7-1-0	
4-7-0	0-0-0	0-1-0		NEUTRAL		0-3-0		2-1-0		2-2-0	
10-13-0	0-0-0	0-2-0		NON-CONFERENCE		0-4-0		2-3-0		8-4-0	
2-4-0	0-0-0	0-0-0		HOME		0-0-0		0-2-0		2-2-0	
4-2-0	0-0-0	0-0-		AWAY		0-1-0		0-0-0		4-0-0	
4-7-0	0-0-0	0-1-0		NEUTRAL		0-3-0		2-1-0		2-2-0	
12-9-0	0-0-0	0-0-0		CONFERENCE		0-4-0		1-1-0		11-4-0	
8-3-0	0-0-0	0-0-0		HOME		0-0-0		0-0-0		8-3-0	
4-6-0	0-0-0	0-0-0		AWAY		0-4-0		1-1-0		3-1-0	
0-0-0	0-0-0	0-0-0		NEUTRAL		0-0-0		0-0-0		0-0-0	
RPI S	Opponent	Score		RPI S	Opponent	Score		RPI S	Opponent	Score	
28 A	Western Ky.	2	7	55 N	Oklahoma St.	2	4	111 N	UNC Greensboro	4	6
33 N	Iowa	0	3	68 A	Saint Joseph's	1	3	116 N	Pittsburgh	6	5
				68 A	Saint Joseph's	0	2	120 N	Furman	4	3
				78 N	Neb. Omaha	2	9	130 A	Saint Louis	2	3
				78 N	Neb. Omaha	0	4	130 A	Saint Louis	5	1
				79 A	North Texas	2	3	142 H	Bowling Green	3	5
				90 A	Fordham	2	5	142 H	Bowling Green	0	3
				90 A	Fordham	1	4	157 H	Winthrop	2	7
								158 H	George Washington	0	4
								158 H	George Washington	0	6
								165 A	Temple	2	0
								165 A	Temple	7	12
								169 H	Charlotte	3	0
								169 H	Charlotte	11	3
								171 H	Massachusetts	12	14
								171 H	Massachusetts	9	4
								182 N	Western Mich.	6	7
								183 A	Ohio	6	3
								183 A	Ohio	7	4
								195 N	Valparaiso	5	6
								196 H	Butler	5	3
								196 H	Butler	6	3
								203 A	Akron	4	3
								224 A	Wright St.	4	0
								224 H	Wright St.	6	5
								238 N	Hartford	13	5
								251 N	South Dakota St.	2	1
LAST 10 GAMES				262 A	La Salle	7	1				
271 H	St. Bonaventure	4	3	262 A	La Salle	9	6				
271 H	St. Bonaventure	3	0	90 A	Fordham	1	4				
158 H	George Washington	0	4	90 A	Fordham	2	5				
158 H	George Washington	0	6	68 A	Saint Joseph's	0	2				
203 A	Akron	4	3								

Non-Div. I Games:

Dayton



RPI	S	Opponent	Score	
259	H	Toledo	9	1
259	H	Toledo	5	10
262	A	La Salle	7	1
262	A	La Salle	9	6
265	H	Rhode Island	11	6
271	H	St. Bonaventure	4	3
271	H	St. Bonaventure	3	0

Dayton

D  
a  
y  
t  
o  
n

D  
a  
y  
t  
o  
n



Towson

Average RPI Win: 211		WON-LOST RECORD	WINNING PCT. RANK		LAST 10 GAMES		STRENGTH OF SCHEDULE		OPP. STRENGTH OF SCHEDULE		TEAM RPI		ADJ RPI		CONF. RPI		ADJ CONF. RPI	
Average RPI Loss: 108																		
DIV. I ONLY		29-26-1	.52679	126	7-3-0		172		194		146		.48914	155	12		12	
DIV. I NON-CONF.		18-15-1	.54412	118	1-0-0		246		254		190		.46798	194	12		13	
TOTALS		RPI 1-25		RPI 26-50		W-L RECORDS		RPI 51-100		RPI 101-150		RPI 150+						
29-26-1		0-3-0		2-5-0		OVERALL		0-3-0		2-9-1		25-6-0						
17-8-1		0-0-0		2-4-0		HOME		0-1-0		0-0-1		15-3-0						
6-12-0		0-3-0		0-0-0		AWAY		0-0-0		1-8-0		5-1-0						
6-6-0		0-0-0		0-1-0		NEUTRAL		0-2-0		1-1-0		5-2-0						
18-15-1		0-0-0		0-0-0		NON-CONFERENCE		0-3-0		2-6-1		16-6-0						
9-4-1		0-0-0		0-0-0		HOME		0-1-0		0-0-1		9-3-0						
3-6-0		0-0-0		0-0-		AWAY		0-0-0		1-5-0		2-1-0						
6-5-0		0-0-0		0-0-0		NEUTRAL		0-2-0		1-1-0		5-2-0						
11-11-0		0-3-0		2-5-0		CONFERENCE		0-0-0		0-3-0		9-0-0						
8-4-0		0-0-0		2-4-0		HOME		0-0-0		0-0-0		6-0-0						
3-6-0		0-3-0		0-0-0		AWAY		0-0-0		0-3-0		3-0-0						
0-1-0		0-0-0		0-1-0		NEUTRAL		0-0-0		0-0-0		0-0-0						
RPI	S	Opponent		Score		RPI	S	Opponent		Score		RPI	S	Opponent		Score		
23	A	Hofstra		0 9		36	H	James Madison		1 3		52	N	North Florida		0 8		
23	A	Hofstra		0 1		36	H	James Madison		2 5		60	H	Ohio St.		6 8		
23	A	Hofstra		0 8		36	H	James Madison		0 6		74	N	Syracuse		0 7		
						36	N	James Madison		1 11								
						49	H	Georgia St.		4 3								
						49	H	Georgia St.		2 1								
						49	H	Georgia St.		2 5								

Non-Div. I Games:

Towson



Towson



Average RPI Win:	237	WON-LOST RECORD	WINNING PCT. RANK	LAST 10 GAMES	STRENGTH OF SCHEDULE	OPP. STRENGTH OF SCHEDULE	TEAM RPI	ADJ RPI	CONF. RPI	ADJ CONF. RPI		
DIV. I ONLY		27-19-0	.58696	94	6-4-0	220	256	159	.48893	156	25	25
DIV. I NON-CONF.		15-11-0	.57692	96	0-2-0	215	272	156	.48687	156	27	27
<hr/>												
TOTALS	RPI 1-25	RPI 26-50		W-L RECORDS		RPI 51-100		RPI 101-150		RPI 150+		
27-19-0	0-0-0	0-2-0		OVERALL		0-2-0		1-6-0		26-9-0		
7-4-0	0-0-0	0-0-0		HOME		0-0-0		0-2-0		7-2-0		
12-13-0	0-0-0	0-2-0		AWAY		0-2-0		1-4-0		11-5-0		
8-2-0	0-0-0	0-0-0		NEUTRAL		0-0-0		0-0-0		8-2-0		
15-11-0	0-0-0	0-2-0		NON-CONFERENCE		0-2-0		0-3-0		15-4-0		
1-2-0	0-0-0	0-0-0		HOME		0-0-0		0-2-0		1-0-0		
6-7-0	0-0-0	0-0-		AWAY		0-2-0		0-1-0		6-2-0		
8-2-0	0-0-0	0-0-0		NEUTRAL		0-0-0		0-0-0		8-2-0		
12-8-0	0-0-0	0-0-0		CONFERENCE		0-0-0		1-3-0		11-5-0		
6-2-0	0-0-0	0-0-0		HOME		0-0-0		0-0-0		6-2-0		
6-6-0	0-0-0	0-0-0		AWAY		0-0-0		1-3-0		5-3-0		
0-0-0	0-0-0	0-0-0		NEUTRAL		0-0-0		0-0-0		0-0-0		
RPI	S	Opponent	Score	RPI	S	Opponent	Score	RPI	S	Opponent	Score	
				36	A	James Madison	0 1	52	A	North Florida	1 9	
				36	A	James Madison	0 2	52	A	North Florida	0 2	
										107	A Penn	9 10
										107	A Penn	5 3
										107	A Penn	4 5
										107	A Penn	2 9
										128	H Lehigh	0 1
										128	H Lehigh	2 9
										143	A Rutgers	0 4
										152	H Villanova	4 1
										158	A George Washington	7 3
										161	N Seton Hall	3 4
										162	A Georgetown	6 7
										162	A Georgetown	1 3
										189	A Dartmouth	1 4
										189	A Dartmouth	9 7
										199	A Cornell	7 5
										199	A Cornell	3 1
										199	A Cornell	11 2
										199	A Cornell	0 1
										204	N Hampton	6 5
										204	N Hampton	4 5
										210	A Harvard	4 1
										210	A Harvard	3 11
				LAST 10 GAMES						242	H Columbia	3 2
				199	A	Cornell	0 1	242	H	Columbia	2 3	
				199	A	Cornell	11 2	242	H	Columbia	3 0	
				199	A	Cornell	3 1	242	H	Columbia	2 3	
				199	A	Cornell	7 5	128	H	Lehigh	2 9	
				242	H	Columbia	3 2	128	H	Lehigh	0 1	
								249	N	Mt. St. Mary's	4 2	

Non-Div. I Games:

Princeton



Princeton



W  
i  
n  
t  
h  
r  
o  
p

Winthrop



RPI	S	Opponent	Score	
228	A	Gardner-Webb	9	4
234	A	Charleston So.	4	3
234	A	Charleston So.	9	3
234	A	Charleston So.	7	2
274	H	Delaware St.	10	2
279	H	N.C. A&T	10	2

W  
i  
n  
t  
h  
r  
o  
p

W  
i  
n  
t  
h  
r  
o  
p

Winthrop



Average RPI Win:	195	WON-LOST RECORD	WINNING PCT. RANK	LAST 10 GAMES	STRENGTH OF SCHEDULE	OPP. STRENGTH OF SCHEDULE	TEAM RPI	ADJ RPI	CONF. RPI	ADJ CONF. RPI					
DIV. I ONLY		26-21-0	.55319	117	6-4-0	203	212	157	.48866	158	22	22			
DIV. I NON-CONF.		13-14-0	.48148	153	0-0-0	214	202	191	.46996	192	22	22			
<hr/>															
TOTALS	RPI 1-25	RPI 26-50		W-L RECORDS		RPI 51-100		RPI 101-150		RPI 150+					
26-21-0	0-0-0	0-1-0		OVERALL		2-4-0		2-4-0		22-12-0					
15-10-0	0-0-0	0-0-0		HOME		1-2-0		2-0-0		12-8-0					
9-7-0	0-0-0	0-1-0		AWAY		0-2-0		0-2-0		9-2-0					
2-4-0	0-0-0	0-0-0		NEUTRAL		1-0-0		0-2-0		1-2-0					
<hr/>															
13-14-0	0-0-0	0-1-0		NON-CONFERENCE		2-0-0		0-4-0		11-9-0					
9-6-0	0-0-0	0-0-0		HOME		1-0-0		0-0-0		8-6-0					
2-4-0	0-0-0	0-0-		AWAY		0-0-0		0-2-0		2-1-0					
2-4-0	0-0-0	0-0-0		NEUTRAL		1-0-0		0-2-0		1-2-0					
<hr/>															
13-7-0	0-0-0	0-0-0		CONFERENCE		0-4-0		2-0-0		11-3-0					
6-4-0	0-0-0	0-0-0		HOME		0-2-0		2-0-0		4-2-0					
7-3-0	0-0-0	0-0-0		AWAY		0-2-0		0-0-0		7-1-0					
0-0-0	0-0-0	0-0-0		NEUTRAL		0-0-0		0-0-0		0-0-0					
<hr/>															
RPI	S	Opponent	Score	RPI	S	Opponent	Score	RPI	S	Opponent	Score				
				47	A	USC Upstate	0 6	60	H	Ohio St.	8 4	101	N	Robert Morris	1 5
								61	N	North Dakota St.	5 4	105	A	Virginia	1 2
								68	H	Saint Joseph's	1 2	114	A	Campbell	1 11
								68	H	Saint Joseph's	2 5	130	H	Saint Louis	3 1
								90	A	Fordham	3 8	130	H	Saint Louis	5 2
								90	A	Fordham	0 3	142	N	Bowling Green	0 1
												154	A	Dayton	4 0
												154	A	Dayton	6 0
												155	A	Towson	0 10
												156	H	Princeton	3 7
												161	H	Seton Hall	2 3
												161	H	Seton Hall	10 2
												161	N	Seton Hall	8 0
												165	H	Temple	5 3
												165	H	Temple	8 10
												171	A	Massachusetts	4 3
												171	A	Massachusetts	8 0
												178	N	Samford	4 12
												189	H	Dartmouth	1 2
												189	H	Dartmouth	2 3
												190	H	St. John's (NY)	4 1
												196	H	Butler	0 1
												196	H	Butler	4 1
												203	H	Akron	9 7
												203	H	Akron	7 4
												221	H	Drexel	2 3
												221	H	Drexel	8 0
<hr/>															
LAST 10 GAMES															
				68	H	Saint Joseph's	2 5	154	A	Dayton	6 0	196	H	Butler	4 1
				68	H	Saint Joseph's	1 2	262	A	La Salle	7 4	203	H	Akron	9 7
				165	H	Temple	8 10	262	A	La Salle	4 6	203	H	Akron	7 4
				165	H	Temple	5 3	171	A	Massachusetts	4 3	221	H	Drexel	2 3
				154	A	Dayton	4 0	171	A	Massachusetts	8 0	221	H	Drexel	8 0

Non-Div. I Games:

George Washington



RPI	S	Opponent	Score	
221	H	Drexel	6	0
246	H	Bucknell	3	4
249	A	Mt. St. Mary's	8	2
249	A	Mt. St. Mary's	5	1
249	H	Mt. St. Mary's	6	2
249	H	Mt. St. Mary's	9	1
261	N	Iona	1	5
262	A	La Salle	4	6
262	A	La Salle	7	4
265	A	Rhode Island	9	1
265	A	Rhode Island	9	8
271	H	St. Bonaventure	7	5
271	H	St. Bonaventure	8	0

George Washington

G  
e  
o  
r  
g  
e  
W  
a  
s  
h  
i  
n  
g  
t  
o  
n

G  
e  
o  
r  
g  
e  
W  
a  
s  
h  
i  
n  
g  
t  
o  
n



Average RPI Win:		179	WON-LOST RECORD		WINNING PCT. RANK		LAST 10 GAMES		STRENGTH OF SCHEDULE		OPP. STRENGTH OF SCHEDULE		TEAM RPI		ADJ RPI		CONF. RPI		ADJ CONF. RPI					
Average RPI Loss:		126																						
DIV. I ONLY			26-24-0		.52		129		5-5-0		217		181		171		.48749		159		16		16	
DIV. I NON-CONF.			15-14-0		.51724		129		0-1-0		221		213		182		.48386		165		16		16	
TOTALS		RPI 1-25		RPI 26-50		W-L RECORDS		RPI 51-100		RPI 101-150		RPI 150+												
26-24-0		0-2-0		0-0-0		OVERALL		6-8-0		4-6-0		16-8-0												
7-6-0		0-0-0		0-0-0		HOME		2-2-0		4-4-0		1-0-0												
12-12-0		0-2-0		0-0-0		AWAY		4-3-0		0-1-0		8-6-0												
7-6-0		0-0-0		0-0-0		NEUTRAL		0-3-0		0-1-0		7-2-0												
15-14-0		0-2-0		0-0-0		NON-CONFERENCE		4-4-0		0-4-0		11-4-0												
2-2-0		0-0-0		0-0-0		HOME		1-0-0		0-2-0		1-0-0												
6-6-0		0-2-0		0-0-		AWAY		3-1-0		0-1-0		3-2-0												
7-6-0		0-0-0		0-0-0		NEUTRAL		0-3-0		0-1-0		7-2-0												
11-10-0		0-0-0		0-0-0		CONFERENCE		2-4-0		4-2-0		5-4-0												
5-4-0		0-0-0		0-0-0		HOME		1-2-0		4-2-0		0-0-0												
6-6-0		0-0-0		0-0-0		AWAY		1-2-0		0-0-0		5-4-0												
0-0-0		0-0-0		0-0-0		NEUTRAL		0-0-0		0-0-0		0-0-0												
RPI	S	Opponent		Score		RPI	S	Opponent		Score		RPI	S	Opponent		Score		RPI	S	Opponent		Score		
20	A	La.-Lafayette		1	4					59	H	San Jose St.	2	4	113	N	Delaware	3	4					
20	A	La.-Lafayette		1	9					59	H	San Jose St.	0	12	140	H	Texas-Arlington	4	1					
										59	H	San Jose St.	6	5	140	H	Texas-Arlington	4	1					
										73	A	Northwestern St.	5	0	140	H	Texas-Arlington	9	3					
										73	A	Northwestern St.	4	3	145	H	Southeastern La.	2	8					
										73	A	Northwestern St.	0	6	146	A	Stephen F. Austin	0	1					
										73	H	Northwestern St.	8	0	146	H	Stephen F. Austin	0	2					
										73	N	Northwestern St.	3	11	150	H	UTSA	1	0					
										73	N	Northwestern St.	4	6	150	H	UTSA	1	4					
										75	A	McNeese St.	2	0	150	H	UTSA	1	4					
										80	A	New Mexico St.	3	11	153	N	La.-Monroe	11	2					
										80	A	New Mexico St.	7	9	153	N	La.-Monroe	10	9					
										80	A	New Mexico St.	8	4	163	N	Jacksonville St.	1	11					
										86	N	UT Martin	2	7	174	H	Nicholls St.	6	5					
															174	N	Nicholls St.	3	0					
															175	A	Texas St.	3	8					
															175	A	Texas St.	7	6					
															175	A	Texas St.	3	7					
															176	A	Southern Miss.	3	5					
															176	A	Southern Miss.	3	4					
															198	N	Houston Baptist	4	5					
						LAST 10 GAMES									205	A	Seattle	4	3					
						205	A	Seattle	6	5	150	H	UTSA	1	4	205	A	Seattle	7	3				
						205	A	Seattle	4	3	247	A	Utah St.	2	5	205	A	Seattle	6	5				
						205	A	Seattle	7	3	247	A	Utah St.	6	1	247	A	Utah St.	2	5				
						150	H	UTSA	1	4	247	A	Utah St.	4	8	247	A	Utah St.	4	8				
						150	H	UTSA	1	0	145	H	Southeastern La.	2	8	247	A	Utah St.	6	1				



RPI	S	Opponent	Score	
275	N	Alcorn	10	0
275	N	Alcorn	8	0
275	N	Alcorn	8	2
284	A	Southern U.	11	6
284	A	Southern U.	13	4
284	A	Southern U.	10	2
284	N	Southern U.	11	2

Louisiana Tech

L  
o  
u  
i  
s  
i  
a  
n  
a  
T  
e  
c  
h

L  
o  
u  
i  
s  
i  
a  
n  
a  
T  
e  
c  
h



Average RPI Win: 182		WON-LOST	WINNING	LAST 10	STRENGTH OF		OPP. STRENGTH	TEAM	ADJ		CONF.	ADJ CONF.	
Average RPI Loss: 91		RECORD	PCT. RANK	GAMES	SCHEDULE		OF SCHEDULE	RPI	RPI		RPI	RPI	
DIV. I ONLY		24-29-0	.45283	167	3-7-0		117	125	151	.48718	160	7	8
DIV. I NON-CONF.		13-15-0	.46429	162	2-0-0		173	219	175	.47389	184	10	10
TOTALS		RPI 1-25	RPI 26-50		W-L RECORDS		RPI 51-100		RPI 101-150		RPI 150+		
24-29-0	0-0-0	0-2-0		OVERALL		7-22-0		1-1-0		16-4-0			
16-14-0	0-0-0	0-2-0		HOME		3-9-0		1-1-0		12-2-0			
7-10-0	0-0-0	0-0-0		AWAY		4-10-0		0-0-0		3-0-0			
1-5-0	0-0-0	0-0-0		NEUTRAL		0-3-0		0-0-0		1-2-0			
13-15-0	0-0-0	0-2-0		NON-CONFERENCE		3-8-0		1-1-0		9-4-0			
10-6-0	0-0-0	0-2-0		HOME		1-1-0		1-1-0		8-2-0			
2-4-0	0-0-0	0-0-		AWAY		2-4-0		0-0-0		0-0-0			
1-5-0	0-0-0	0-0-0		NEUTRAL		0-3-0		0-0-0		1-2-0			
11-14-0	0-0-0	0-0-0		CONFERENCE		4-14-0		0-0-0		7-0-0			
6-8-0	0-0-0	0-0-0		HOME		2-8-0		0-0-0		4-0-0			
5-6-0	0-0-0	0-0-0		AWAY		2-6-0		0-0-0		3-0-0			
0-0-0	0-0-0	0-0-0		NEUTRAL		0-0-0		0-0-0		0-0-0			
RPI S	Opponent	Score	RPI S	Opponent	Score	RPI S	Opponent	Score	RPI S	Opponent	Score		
			49 H	Georgia St.	6 9	51 H	FGCU	7 15	135 H	Chattanooga	2 8		
			49 H	Georgia St.	0 5	51 H	FGCU	7 6	135 H	Chattanooga	3 2		
						51 H	FGCU	5 12	179 N	Tennessee Tech	1 3		
						52 A	North Florida	4 5	194 H	East Tenn. St.	8 7		
						52 A	North Florida	4 5	194 H	East Tenn. St.	7 1		
						52 A	North Florida	3 12	194 H	East Tenn. St.	5 3		
						53 A	Kennesaw St.	1 2	223 A	Northern Ky.	15 5		
						53 A	Kennesaw St.	0 3	223 A	Northern Ky.	3 1		
						53 H	Kennesaw St.	4 2	223 A	Northern Ky.	7 2		
						57 H	Lipscomb	1 3	223 H	Northern Ky.	13 5		
						57 H	Lipscomb	0 8	226 H	IUPUI	7 5		
						57 H	Lipscomb	6 10	226 H	IUPUI	4 10		
						69 N	SIU Edwardsville	7 8	226 H	IUPUI	3 1		
						71 H	Jacksonville	0 6	238 N	Hartford	9 1		
						71 H	Jacksonville	0 8	239 H	Florida A&M	4 7		
						71 H	Jacksonville	1 11	239 H	Florida A&M	9 1		
						77 A	FIU	4 3	255 H	Savannah St.	8 0		
						77 A	FIU	0 7	255 H	Savannah St.	11 4		
						83 A	Georgia Tech	10 9	255 N	Savannah St.	2 6		
						83 H	Georgia Tech	9 1	264 H	Alabama St.	9 0		
									264 H	Alabama St.	3 2		
									264 H	Alabama St.	14 7		
			LAST 10 GAMES										
			255 H	Savannah St.	8 0								
			57 H	Lipscomb	1 3								
			57 H	Lipscomb	0 8								
			57 H	Lipscomb	6 10								
			52 A	North Florida	4 5								

Non-Div. I Games:

Mercer



RPI	S	Opponent	Score	
84	A	Ga. Southern	6	7
84	A	Ga. Southern	0	4
85	A	Stetson	8	4
85	A	Stetson	12	4
85	A	Stetson	4	8
86	N	UT Martin	10	11
87	A	Central Ark.	0	10
87	H	Central Ark.	5	8
92	N	Eastern Ky.	1	2
52	A	North Florida	4	5
52	A	North Florida	3	12
83	H	Georgia Tech	9	1
51	H	FGCU	7	15
51	H	FGCU	7	6

M  
e  
r  
c  
e  
r

M  
e  
r  
c  
e  
r



Average RPI Win:	177	WON-LOST RECORD	WINNING PCT. RANK	LAST 10 GAMES		STRENGTH OF SCHEDULE	OPP. STRENGTH OF SCHEDULE	TEAM RPI	ADJ RPI	CONF. RPI	ADJ CONF. RPI
DIV. I ONLY		21-29-0	.42    188	5-5-0		109	117	161	.48698    161	8	9
DIV. I NON-CONF.		13-16-0	.44828    167	1-2-0		90	225	145	.49516    145	7	9
TOTALS	RPI 1-25	RPI 26-50		W-L RECORDS		RPI 51-100		RPI 101-150		RPI 150+	
21-29-0	0-3-0	0-7-0		OVERALL		3-3-0		4-9-0		14-7-0	
4-10-0	0-2-0	0-4-0		HOME		0-0-0		3-3-0		1-1-0	
10-11-0	0-0-0	0-2-0		AWAY		3-2-0		0-2-0		7-4-0	
7-8-0	0-1-0	0-1-0		NEUTRAL		0-1-0		1-3-0		6-2-0	
13-16-0	0-3-0	0-1-0		NON-CONFERENCE		1-2-0		1-6-0		11-4-0	
1-3-0	0-2-0	0-0-0		HOME		0-0-0		0-0-0		1-1-0	
5-5-0	0-0-0	0-0-		AWAY		1-1-0		0-3-0		4-1-0	
7-8-0	0-1-0	0-1-0		NEUTRAL		0-1-0		1-3-0		6-2-0	
8-13-0	0-0-0	0-6-0		CONFERENCE		2-1-0		3-3-0		3-3-0	
3-7-0	0-0-0	0-4-0		HOME		0-0-0		3-3-0		0-0-0	
5-6-0	0-0-0	0-2-0		AWAY		2-1-0		0-0-0		3-3-0	
0-0-0	0-0-0	0-0-0		NEUTRAL		0-0-0		0-0-0		0-0-0	
RPI   S	Opponent	Score	RPI   S	Opponent	Score	RPI   S	Opponent	Score	RPI   S	Opponent	Score
15 N	South Ala.	0   8	42 H	Notre Dame	2   10	56 N	Texas Tech	4   7	101 N	Robert Morris	5   3
23 H	Hofstra	0   8	42 H	Notre Dame	2   10	71 A	Jacksonville	2   10	103 N	Colorado St.	1   3
23 H	Hofstra	1   9	42 H	Notre Dame	1   10	74 A	Syracuse	3   4	113 N	Delaware	2   5
			43 H	South Fla.	3   6	74 A	Syracuse	16   15	114 A	Campbell	6   7
			44 A	DePaul	4   5	74 A	Syracuse	4   1	116 H	Pittsburgh	4   3
			44 A	DePaul	5   18	89 A	Maryland	6   2	116 H	Pittsburgh	0   1
			48 N	San Diego St.	0   9				116 H	Pittsburgh	7   8
									118 H	Connecticut	11   10
									118 H	Connecticut	10   5
									118 H	Connecticut	1   11
									140 N	Texas-Arlington	1   4
									144 A	Stony Brook	4   6
									144 A	Stony Brook	0   4
									156 N	Princeton	4   3
									158 A	George Washington	3   2
									158 A	George Washington	2   10
									158 N	George Washington	0   8
									162 A	Georgetown	0   5
									162 A	Georgetown	2   1
									162 A	Georgetown	14   1
									189 N	Dartmouth	5   0
			LAST 10 GAMES						190 A	St. John's (NY)	10   0
			162 A	Georgetown	2   1	286 A	Saint Peter's	16   0	190 A	St. John's (NY)	2   4
			162 A	Georgetown	0   5	118 H	Connecticut	10   5	190 A	St. John's (NY)	3   11
			162 A	Georgetown	14   1	118 H	Connecticut	11   10	212 N	Miami (OH)	6   5
			144 A	Stony Brook	4   6	118 H	Connecticut	1   11	213 H	Marist	5   4
			144 A	Stony Brook	0   4	43 H	South Fla.	3   6	213 H	Marist	3   4

**Non-Div. I Games:**

Seton Hall



Seton Hall



G  
e  
o  
r  
g  
e  
t  
o  
w  
n

Georgetown



Georgetown



Average RPI Win:		199	WON-LOST RECORD		WINNING PCT. RANK		LAST 10 GAMES		STRENGTH OF SCHEDULE		OPP. STRENGTH OF SCHEDULE		TEAM RPI		ADJ RPI		CONF. RPI		ADJ CONF. RPI				
DIV. I ONLY			26-25-0		.5098 133		2-8-0		199		174		163		.48656 163		17		17				
DIV. I NON-CONF.			15-14-0		.51724 129		0-2-0		237		171		184		.48089 171		20		20				
TOTALS		RPI 1-25		RPI 26-50		W-L RECORDS		RPI 51-100		RPI 101-150		RPI 150+											
26-25-0		1-2-0		0-4-0		OVERALL		4-8-0		2-3-0		19-8-0											
11-7-0		0-0-0		0-1-0		HOME		2-3-0		0-2-0		9-1-0											
7-13-0		1-2-0		0-2-0		AWAY		1-3-0		0-0-0		5-6-0											
8-5-0		0-0-0		0-1-0		NEUTRAL		1-2-0		2-1-0		5-1-0											
15-14-0		1-2-0		0-4-0		NON-CONFERENCE		1-3-0		2-1-0		11-4-0											
3-2-0		0-0-0		0-1-0		HOME		0-1-0		0-0-0		3-0-0											
4-7-0		1-2-0		0-0-		AWAY		0-0-0		0-0-0		3-3-0											
8-5-0		0-0-0		0-1-0		NEUTRAL		1-2-0		2-1-0		5-1-0											
11-11-0		0-0-0		0-0-0		CONFERENCE		3-5-0		0-2-0		8-4-0											
8-5-0		0-0-0		0-0-0		HOME		2-2-0		0-2-0		6-1-0											
3-6-0		0-0-0		0-0-0		AWAY		1-3-0		0-0-0		2-3-0											
0-0-0		0-0-0		0-0-0		NEUTRAL		0-0-0		0-0-0		0-0-0											
RPI	S	Opponent		Score		RPI	S	Opponent		Score		RPI	S	Opponent		Score		RPI	S	Opponent		Score	
6	A	Alabama		3	11	32	H	Mississippi St.		2	7	65	A	Eastern Ill.		0	10	125	H	Murray St.		5	6
24	A	Arkansas		5	4	37	N	Virginia Tech		1	5	65	A	Eastern Ill.		2	3	125	H	Murray St.		6	7
24	A	Arkansas		2	3	38	A	UAB		4	7	67	N	Sam Houston St.		4	5	130	N	Saint Louis		2	5
						49	A	Georgia St.		3	11	67	N	Sam Houston St.		6	5	141	N	UNI		9	1
												67	N	Sam Houston St.		3	5	142	N	Bowling Green		12	7
												69	A	SIU Edwardsville		3	2	159	N	Louisiana Tech		11	1
												69	A	SIU Edwardsville		0	10	174	N	Nicholls St.		2	4
												83	H	Georgia Tech		7	9	176	A	Southern Miss.		6	7
												86	H	UT Martin		6	7	176	A	Southern Miss.		2	6
												86	H	UT Martin		7	6	178	A	Samford		7	6
												92	H	Eastern Ky.		6	4	206	H	Austin Peay		6	0
												92	H	Eastern Ky.		1	3	206	H	Austin Peay		2	4
																		209	A	Morehead St.		1	7
																		209	A	Morehead St.		4	12
																		209	A	Morehead St.		7	6
																		218	A	Middle Tenn.		5	6
																		224	N	Wright St.		4	3
																		224	N	Wright St.		4	3
																		225	A	Belmont		5	7
																		225	A	Belmont		3	2
																		232	H	Southeast Mo. St.		4	2
																		232	H	Southeast Mo. St.		13	5
																		243	H	Tennessee St.		5	0
																		243	H	Tennessee St.		5	1
																		243	H	Tennessee St.		8	0
																		250	N	Youngstown St.		8	3
																		264	H	Alabama St.		4	3
				LAST 10 GAMES																			
						38	A	UAB		4	7	69	A	SIU Edwardsville		3	2						
						92	H	Eastern Ky.		1	3	65	A	Eastern Ill.		2	3						
						92	H	Eastern Ky.		6	4	65	A	Eastern Ill.		0	10						
						218	A	Middle Tenn.		5	6	209	A	Morehead St.		1	7						
						69	A	SIU Edwardsville		0	10	209	A	Morehead St.		4	12						

Non-Div. I Games:

Jacksonville St.



RPI	S	Opponent	Score	
284	N	Southern U.	7	0
285	A	Alabama A&M	7	1
285	A	Alabama A&M	9	1
285	H	Alabama A&M	12	0
285	H	Alabama A&M	9	1

Jacksonville St.

J  
a  
c  
k  
s  
o  
n  
v  
i  
l  
l  
e  
s  
t  
.

J  
a  
c  
k  
s  
o  
n  
v  
i  
l  
l  
e  
s  
t  
.



Average RPI Win:		180	WON-LOST RECORD		WINNING PCT. RANK		LAST 10 GAMES		STRENGTH OF SCHEDULE		OPP. STRENGTH OF SCHEDULE		TEAM RPI	ADJ RPI		CONF. RPI	ADJ CONF. RPI				
DIV. I ONLY			20-31-0		.39216	206	5-5-0		104		132		168	.48503		164	21	21			
DIV. I NON-CONF.			8-18-0		.30769	237	1-0-0		11		48		130	.50982		122	17	17			
TOTALS		RPI 1-25		RPI 26-50		W-L RECORDS		RPI 51-100		RPI 101-150		RPI 150+									
20-31-0		1-5-0		0-4-0		OVERALL		0-5-0		6-13-0		13-4-0									
11-8-0		0-0-0		0-0-0		HOME		0-2-0		4-3-0		7-3-0									
6-13-0		1-2-0		0-0-0		AWAY		0-1-0		0-8-0		5-1-0									
3-10-0		0-3-0		0-4-0		NEUTRAL		0-2-0		2-1-0		1-0-0									
8-18-0		1-5-0		0-4-0		NON-CONFERENCE		0-5-0		4-3-0		3-1-0									
3-4-0		0-0-0		0-0-0		HOME		0-2-0		2-1-0		1-1-0									
2-4-0		1-2-0		0-0-		AWAY		0-1-0		0-1-0		1-0-0									
3-10-0		0-3-0		0-4-0		NEUTRAL		0-2-0		2-1-0		1-0-0									
12-13-0		0-0-0		0-0-0		CONFERENCE		0-0-0		2-10-0		10-3-0									
8-4-0		0-0-0		0-0-0		HOME		0-0-0		2-2-0		6-2-0									
4-9-0		0-0-0		0-0-0		AWAY		0-0-0		0-8-0		4-1-0									
0-0-0		0-0-0		0-0-0		NEUTRAL		0-0-0		0-0-0		0-0-0									
RPI	S	Opponent		Score		RPI	S	Opponent		Score		RPI	S	Opponent		Score					
4	N	Oregon		2	4	35	N	Oregon St.		3	7	51	H	FGCU		3	5				
13	N	Washington		0	8	38	N	UAB		0	5	51	H	FGCU		3	4				
17	A	California		2	10	48	N	San Diego St.		0	7	59	A	San Jose St.		2	10				
17	N	California		3	9	50	N	Kansas		1	3	72	N	Ole Miss		2	10				
18	A	Stanford		5	2							72	N	Ole Miss		2	7				
22	A	Hawaii		0	1																
						LAST 10 GAMES															
						117 A BYU						6	7	200 A CSU Bakersfield						6	3
						117 A BYU						1	4	200 A CSU Bakersfield						2	1
						117 A BYU						6	14	200 A CSU Bakersfield						2	3
						117 A BYU						3	4	18 A Stanford						5	2
						200 A CSU Bakersfield						3	0	257 H Santa Clara						8	0
														191 H UC Santa Barbara						2	0
														110 A Fresno St.						0	8
														110 N Fresno St.						3	2
														110 N Fresno St.						0	4
														117 A BYU						1	4
														117 A BYU						6	7
														117 A BYU						3	4
														117 A BYU						6	14
														121 H UC Davis						1	5
														121 H UC Davis						1	0
														126 H Utah Valley						1	0
														126 H Utah Valley						1	3
														126 H Utah Valley						5	1
														126 H Utah Valley						1	3
														132 A Loyola Marymount						2	3
														132 A Loyola Marymount						0	5
														132 A Loyola Marymount						1	2
														132 A Loyola Marymount						1	5
														139 N Cal St. Northridge						4	3
														175 N Texas St.						8	2
														191 A Sacramento St.						9	3
														191 H Sacramento St.						3	6
														191 H Sacramento St.						2	0
														200 A CSU Bakersfield						2	1
														200 A CSU Bakersfield						3	0
														200 A CSU Bakersfield						6	3
														200 A CSU Bakersfield						2	

**Non-Div. I Games:**

St. Mary's (CA)



St. Mary's (CA)



Average RPI Win: 209		WON-LOST RECORD		WINNING PCT. RANK		LAST 10 GAMES		STRENGTH OF SCHEDULE		OPP. STRENGTH OF SCHEDULE		TEAM RPI		ADJ RPI		CONF. RPI		ADJ CONF. RPI					
DIV. I ONLY		30-24-0		.55556 115		8-2-0		209		222		158		.48474 165		22		22					
DIV. I NON-CONF.		15-17-0		.46875 159		2-0-0		224		229		201		.4597 202		22		22					
TOTALS		RPI 1-25		RPI 26-50		W-L RECORDS		RPI 51-100		RPI 101-150		RPI 150+											
30-24-0		0-2-0		0-0-0		OVERALL		3-7-0		0-4-0		27-11-0											
13-4-0		0-0-0		0-0-0		HOME		2-2-0		0-0-0		11-2-0											
11-8-0		0-0-0		0-0-0		AWAY		1-1-0		0-3-0		10-4-0											
6-12-0		0-2-0		0-0-0		NEUTRAL		0-4-0		0-1-0		6-5-0											
15-17-0		0-2-0		0-0-0		NON-CONFERENCE		1-5-0		0-2-0		14-8-0											
4-1-0		0-0-0		0-0-0		HOME		0-0-0		0-0-0		4-1-0											
5-4-0		0-0-0		0-0-		AWAY		1-1-0		0-1-0		4-2-0											
6-12-0		0-2-0		0-0-0		NEUTRAL		0-4-0		0-1-0		6-5-0											
15-7-0		0-0-0		0-0-0		CONFERENCE		2-2-0		0-2-0		13-3-0											
9-3-0		0-0-0		0-0-0		HOME		2-2-0		0-0-0		7-1-0											
6-4-0		0-0-0		0-0-0		AWAY		0-0-0		0-2-0		6-2-0											
0-0-0		0-0-0		0-0-0		NEUTRAL		0-0-0		0-0-0		0-0-0											
RPI	S	Opponent		Score		RPI	S	Opponent		Score		RPI	S	Opponent		Score		RPI	S	Opponent		Score	
4	N	Oregon		4	11			68 H Saint Joseph's		10	1	107	A	Penn		4	11			107 A Penn		4	11
14	N	Louisville		0	8			68 H Saint Joseph's		5	14	130	A	Saint Louis		2	3			130 A Saint Louis		2	3
								69 N SIU Edwardsville		0	10	130	A	Saint Louis		3	11			130 A Saint Louis		3	11
								83 N Georgia Tech		8	17	135	N	Chattanooga		3	9			135 N Chattanooga		3	9
								89 N Maryland		1	6	152	A	Villanova		0	3			152 A Villanova		0	3
								90 H Fordham		2	1	152	A	Villanova		4	2			152 A Villanova		4	2
								90 H Fordham		7	13	154	H	Dayton		0	2			154 H Dayton		0	2
								93 A Monmouth		5	8	154	H	Dayton		12	7			154 H Dayton		12	7
								93 A Monmouth		7	3	158	A	George Washington		3	5			158 A George Washington		3	5
								94 N Iowa St.		3	14	158	A	George Washington		10	8			158 A George Washington		10	8
														162 N Georgetown		19	13			162 N Georgetown		19	13
														169 H Charlotte		4	2			169 H Charlotte		4	2
														169 H Charlotte		9	7			169 H Charlotte		9	7
														171 H Massachusetts		10	4			171 H Massachusetts		10	4
														171 H Massachusetts		12	5			171 H Massachusetts		12	5
														177 N Fairfield		0	2			177 N Fairfield		0	2
														179 N Tennessee Tech		7	5			179 N Tennessee Tech		7	5
														187 A Elon		3	8			187 A Elon		3	8
														195 N Valparaiso		0	9			195 N Valparaiso		0	9
														196 A Butler		7	3			196 A Butler		7	3
														196 A Butler		5	2			196 A Butler		5	2
														204 N Hampton		4	8			204 N Hampton		4	8
														204 N Hampton		1	5			204 N Hampton		1	5
														208 N Boston College		6	4			208 N Boston College		6	4
														214 N Liberty		5	6			214 N Liberty		5	6
														220 N Quinnipiac		9	0			220 N Quinnipiac		9	0
														244 H Saint Francis (PA)		10	4			244 H Saint Francis (PA)		10	4
LAST 10 GAMES																							
				90	H	Fordham		2	1	261	A	Iona		13	4	204	N	Hampton		4	8		
				90	H	Fordham		7	13	171	H	Massachusetts		12	5	208	N	Boston College		6	4		
				158	A	George Washington		10	8	171	H	Massachusetts		10	4	214	N	Liberty		5	6		
				158	A	George Washington		3	5	265	H	Rhode Island		10	2	220	N	Quinnipiac		9	0		
				274	H	Delaware St.		8	0	265	H	Rhode Island		9	7	244	H	Saint Francis (PA)		10	4		

Non-Div. I Games:

Temple



RPI	S	Opponent	Score	
244	H	Saint Francis (PA)	2	1
250	N	Youngstown St.	7	1
261	A	Iona	13	4
262	A	La Salle	0	5
262	A	La Salle	11	1
265	H	Rhode Island	9	7
265	H	Rhode Island	10	2
271	A	St. Bonaventure	16	7
271	A	St. Bonaventure	16	3
272	A	Wagner	9	5
272	A	Wagner	8	3
274	H	Delaware St.	8	0
280	H	Lafayette	8	10
280	H	Lafayette	9	0
286	N	Saint Peter's	12	2

Temple

Temple

Temple



Average RPI Win:		181	WON-LOST RECORD		WINNING PCT. RANK		LAST 10 GAMES		STRENGTH OF SCHEDULE		OPP. STRENGTH OF SCHEDULE		TEAM RPI		ADJ RPI		CONF. RPI		ADJ CONF. RPI	
DIV. I ONLY			23-29-0		.44231 179		2-8-0		148		138		170		.48407 166		15		15	
DIV. I NON-CONF.			15-12-0		.55556 108		0-0-0		110		159		99		.52358 101		13		12	
TOTALS		RPI 1-25		RPI 26-50		W-L RECORDS		RPI 51-100		RPI 101-150		RPI 150+								
23-29-0		0-4-0		1-2-0		OVERALL		3-7-0		3-11-0		16-5-0								
5-6-0		0-0-0		0-0-0		HOME		1-3-0		0-1-0		4-2-0								
7-15-0		0-2-0		0-2-0		AWAY		1-2-0		3-7-0		3-2-0								
11-8-0		0-2-0		1-0-0		NEUTRAL		1-2-0		0-3-0		9-1-0								
15-12-0		0-4-0		1-0-0		NON-CONFERENCE		1-3-0		3-5-0		10-0-0								
0-1-0		0-0-0		0-0-0		HOME		0-1-0		0-0-0		0-0-0								
5-4-0		0-2-0		0-0-		AWAY		0-0-0		3-2-0		2-0-0								
10-7-0		0-2-0		1-0-0		NEUTRAL		1-2-0		0-3-0		8-0-0								
8-17-0		0-0-0		0-2-0		CONFERENCE		2-4-0		0-6-0		6-5-0								
5-5-0		0-0-0		0-0-0		HOME		1-2-0		0-1-0		4-2-0								
2-11-0		0-0-0		0-2-0		AWAY		1-2-0		0-5-0		1-2-0								
1-1-0		0-0-0		0-0-0		NEUTRAL		0-0-0		0-0-0		1-1-0								
RPI	S	Opponent		Score		RPI	S	Opponent		Score		RPI	S	Opponent		Score				
12	A	Arizona St.		0	3	29	N	Arizona		2	1	69	H	SIU Edwardsville		3	5			
13	A	Washington		0	8	46	A	Illinois St.		3	8	78	N	Neb. Omaha		6	10			
13	N	Washington		3	6	46	A	Illinois St.		0	5	82	A	Creighton		3	2			
18	N	Stanford		2	8							82	A	Creighton		2	3			
												82	A	Creighton		5	6			
												88	H	Drake		1	2			
												88	H	Drake		3	2			
												88	H	Drake		6	10			
												98	N	IPFW		8	6			
												98	N	IPFW		2	12			

Non-Div. I Games:

Bradley



RPI	S	Opponent	Score	
226	N	IUPUI	9	5
233	H	Indiana St.	5	3
233	H	Indiana St.	2	0
233	H	Indiana St.	3	2
243	A	Tennessee St.	5	2
270	N	Brown	2	1
273	N	Yale	2	0
289	N	Morgan St.	15	2

B  
r  
a  
d  
l  
e  
y

B  
r  
a  
d  
l  
e  
y

Bradley



Average RPI Win:		201	WON-LOST		WINNING		LAST 10		STRENGTH OF		OPP. STRENGTH		TEAM		ADJ		CONF.		ADJ CONF.				
Average RPI Loss:		94	RECORD		PCT. RANK		GAMES		SCHEDULE		OF SCHEDULE		RPI		RPI		RPI		RPI				
DIV. I ONLY			22-29-0		.43137	182	6-4-0		138		112		164		.48387	167	27		27				
DIV. I NON-CONF.			8-25-0		.24242	255	1-3-0		43		15		187		.47713	177	24		24				
TOTALS		RPI 1-25		RPI 26-50		W-L RECORDS		RPI 51-100		RPI 101-150		RPI 150+											
22-29-0		1-10-0		0-4-0		OVERALL		1-2-0		3-4-0		17-9-0											
7-6-0		0-2-0		0-2-0		HOME		0-0-0		0-0-0		7-2-0											
8-14-0		0-6-0		0-2-0		AWAY		0-0-0		0-3-0		8-3-0											
7-9-0		1-2-0		0-0-0		NEUTRAL		1-2-0		3-1-0		2-4-0											
8-25-0		1-10-0		0-4-0		NON-CONFERENCE		1-2-0		3-4-0		3-5-0											
0-4-0		0-2-0		0-2-0		HOME		0-0-0		0-0-0		0-0-0											
1-12-0		0-6-0		0-0-		AWAY		0-0-0		0-3-0		1-1-0											
7-9-0		1-2-0		0-0-0		NEUTRAL		1-2-0		3-1-0		2-4-0											
14-4-0		0-0-0		0-0-0		CONFERENCE		0-0-0		0-0-0		14-4-0											
7-2-0		0-0-0		0-0-0		HOME		0-0-0		0-0-0		7-2-0											
7-2-0		0-0-0		0-0-0		AWAY		0-0-0		0-0-0		7-2-0											
0-0-0		0-0-0		0-0-0		NEUTRAL		0-0-0		0-0-0		0-0-0											
RPI	S	Opponent		Score		RPI	S	Opponent		Score		RPI	S	Opponent		Score							
4	H	Oregon		0	5	29	A	Arizona		3	12	54	N	Cal St. Fullerton		3	2						
4	H	Oregon		0	8	29	A	Arizona		1	8	59	N	San Jose St.		2	12						
8	N	Kentucky		5	3	35	H	Oregon St.		3	4	99	N	Nevada		1	9						
12	A	Arizona St.		2	19	35	H	Oregon St.		2	7												
12	A	Arizona St.		5	6																		
12	A	Arizona St.		0	9																		
12	A	Arizona St.		3	4																		
17	N	California		2	9																		
18	N	Stanford		1	3																		
22	A	Hawaii		0	7																		
22	A	Hawaii		3	8																		
LAST 10 GAMES						LAST 10 GAMES						LAST 10 GAMES											
260 A North Dakota						11	2	191 H Sacramento St.						6	5	241 H Southern Utah						4	5
260 A North Dakota						1	0	191 H Sacramento St.						1	0	241 H Southern Utah						5	0
260 A North Dakota						5	1	191 H Sacramento St.						0	8	241 H Southern Utah						5	4
35 H Oregon St.						2	7	205 A Seattle						2	7	247 N Utah St.						5	6
35 H Oregon St.						3	4	205 A Seattle						5	2	247 N Utah St.						7	0

**Non-Div. I Games:**




Portland St.



Portland St.

Portland, Me.

RPI	S	Opponent	Score
260	A	North Dakota	1 0
260	A	North Dakota	11 2
260	A	North Dakota	5 1
267	A	Weber St.	10 3
267	A	Weber St.	5 2
267	A	Weber St.	9 2

 Tie, 
  Loss, 
  Non-Conf, 
 S Site, H Home, A Away, N Neutral



Average RPI Win:	218	WON-LOST RECORD	WINNING PCT. RANK	LAST 10 GAMES	STRENGTH OF SCHEDULE	OPP. STRENGTH OF SCHEDULE	TEAM RPI	ADJ RPI	CONF. RPI	ADJ CONF. RPI		
DIV. I ONLY		14-23-0	.37838	211	4-6-0	81	198	165	.48302	168	18	18
DIV. I NON-CONF.		6-9-0	.4	194	0-2-0	45	89	126	.50886	127	21	21
<hr/>												
TOTALS	RPI 1-25	RPI 26-50		W-L RECORDS		RPI 51-100		RPI 101-150		RPI 150+		
14-23-0	0-4-0	0-2-0		OVERALL		2-7-0		0-4-0		12-6-0		
3-10-0	0-2-0	0-0-0		HOME		0-3-0		0-3-0		3-2-0		
4-8-0	0-2-0	0-0-0		AWAY		1-0-0		0-0-0		3-1-0		
7-5-0	0-0-0	0-2-0		NEUTRAL		1-0-0		0-1-0		6-2-0		
6-9-0	0-4-0	0-2-0		NON-CONFERENCE		1-0-0		0-1-0		5-2-0		
0-2-0	0-2-0	0-0-0		HOME		0-0-0		0-0-0		0-0-0		
2-2-0	0-2-0	0-0-		AWAY		0-0-0		0-0-0		2-0-0		
4-5-0	0-0-0	0-2-0		NEUTRAL		1-0-0		0-1-0		3-2-0		
8-14-0	0-0-0	0-0-0		CONFERENCE		1-7-0		0-3-0		7-4-0		
3-8-0	0-0-0	0-0-0		HOME		0-3-0		0-3-0		3-2-0		
2-6-0	0-0-0	0-0-0		AWAY		1-4-0		0-0-0		1-2-0		
3-0-0	0-0-0	0-0-0		NEUTRAL		0-0-0		0-0-0		3-0-0		
<hr/>												
RPI S	Opponent	Score	RPI S	Opponent	Score	RPI S	Opponent	Score	RPI S	Opponent	Score	
6 A	Alabama	0 21	30 N	Georgia	3 13	61 H	North Dakota St.	5 9	112 N	Kent St.	3 4	
6 A	Alabama	0 6	33 N	Iowa	4 12	61 H	North Dakota St.	1 13	137 H	South Dakota	5 6	
10 H	Missouri	4 12				61 H	North Dakota St.	4 7	137 H	South Dakota	2 6	
10 H	Missouri	5 10				78 A	Neb. Omaha	4 6	137 H	South Dakota	1 4	
						78 A	Neb. Omaha	4 3	157 N	Winthrop	1 6	
						78 A	Neb. Omaha	0 4	157 N	Winthrop	1 2	
						87 N	Central Ark.	10 3	192 A	UMKC	5 7	
						98 A	IPFW	3 11	192 A	UMKC	2 1	
						98 A	IPFW	1 9	192 A	UMKC	0 9	
									195 A	Valparaiso	10 8	
									210 N	Harvard	9 1	
									225 A	Belmont	10 2	
									226 H	IUPUI	1 6	
									226 H	IUPUI	2 5	
									226 H	IUPUI	9 1	
									251 N	South Dakota St.	4 3	
									251 N	South Dakota St.	10 1	
									251 N	South Dakota St.	6 3	
									263 H	Oakland	4 3	
									263 H	Oakland	5 1	
									274 N	Delaware St.	10 3	
									279 N	N.C. A&T	16 5	
<hr/>												
LAST 10 GAMES												
10 H	Missouri	5 10	251 N	South Dakota St.	10 1							
10 H	Missouri	4 12	251 N	South Dakota St.	4 3							
78 A	Neb. Omaha	4 3	251 N	South Dakota St.	6 3							
78 A	Neb. Omaha	0 4	226 H	IUPUI	2 5							
78 A	Neb. Omaha	4 6	226 H	IUPUI	1 6							

**Non-Div. I Games:**

Western Ill.



C  
h  
a  
r  
l  
o  
t  
t  
e

Charlotte



RPI	S	Opponent	Score	
228	H	Gardner-Webb	10	2
228	H	Gardner-Webb	7	3
235	H	Sacred Heart	5	2
235	H	Sacred Heart	3	0
262	A	La Salle	7	0
262	A	La Salle	8	4
265	H	Rhode Island	12	3
265	H	Rhode Island	4	3
271	A	St. Bonaventure	9	6
271	A	St. Bonaventure	2	0
284	N	Southern U.	13	2

Charlotte

C  
h  
a  
r  
l  
o  
t  
t  
e

C  
h  
a  
r  
l  
o  
t  
t  
e



M  
e  
m  
p  
h  
i  
s

Memphis



RPI	S	Opponent	Score	
252	A	Mississippi Val.	2	1
275	H	Alcorn	3	2
275	H	Alcorn	8	1
276	N	Detroit	6	1

Memphis

M  
e  
m  
p  
h  
i  
s

M  
e  
m  
p  
h  
i  
s



Average RPI Win:		183	WON-LOST RECORD		WINNING PCT. RANK	LAST 10 GAMES	STRENGTH OF SCHEDULE		OPP. STRENGTH OF SCHEDULE	TEAM RPI	ADJ RPI	CONF. RPI	ADJ CONF. RPI
Average RPI Loss:		110											
DIV. I ONLY		18-25-0			.4186 189	4-6-0	130		144	175	.48039 171	22	22
DIV. I NON-CONF.		6-15-0			.28571 242	0-0-0	104		39	203	.46474 196	22	22
TOTALS		RPI 1-25	RPI 26-50		W-L RECORDS		RPI 51-100		RPI 101-150		RPI 150+		
18-25-0		0-1-0	1-3-0		OVERALL		2-7-0		3-6-0		12-8-0		
9-6-0		0-0-0	0-0-0		HOME		1-1-0		2-1-0		6-4-0		
7-6-0		0-0-0	0-1-0		AWAY		1-1-0		0-1-0		6-2-0		
2-13-0		0-1-0	1-2-0		NEUTRAL		0-5-0		1-4-0		0-1-0		
6-15-0		0-1-0	1-3-0		NON-CONFERENCE		0-5-0		2-5-0		3-1-0		
3-0-0		0-0-0	0-0-0		HOME		0-0-0		1-0-0		2-0-0		
1-2-0		0-0-0	0-0-		AWAY		0-0-0		0-1-0		1-0-0		
2-13-0		0-1-0	1-2-0		NEUTRAL		0-5-0		1-4-0		0-1-0		
12-10-0		0-0-0	0-0-0		CONFERENCE		2-2-0		1-1-0		9-7-0		
6-6-0		0-0-0	0-0-0		HOME		1-1-0		1-1-0		4-4-0		
6-4-0		0-0-0	0-0-0		AWAY		1-1-0		0-0-0		5-3-0		
0-0-0		0-0-0	0-0-0		NEUTRAL		0-0-0		0-0-0		0-0-0		
RPI S	Opponent	Score	RPI S	Opponent	Score	RPI S	Opponent	Score	RPI S	Opponent	Score		
7 N	Michigan	2 13	40 N	South Carolina	4 13	58 N	Long Beach St.	1 9	103 N	Colorado St.	0 2		
			41 N	Northwestern	0 8	59 N	San Jose St.	5 8	106 N	Southern Ill.	4 3		
			43 A	South Fla.	1 12	68 A	Saint Joseph's	4 5	109 N	UNLV	0 5		
			46 N	Illinois St.	4 3	68 A	Saint Joseph's	2 1	115 N	Central Mich.	2 6		
						70 N	Pacific	0 9	118 H	Connecticut	7 6		
						76 N	UCF	2 8	121 A	Fla. Atlantic	0 8		
						89 N	Maryland	8 16	130 H	Saint Louis	5 2		
						90 H	Fordham	9 5	130 H	Saint Louis	3 12		
						90 H	Fordham	11 17	149 N	Indiana	1 5		
									154 A	Dayton	14 12		
									154 A	Dayton	4 9		
									158 H	George Washington	3 4		
									158 H	George Washington	0 8		
									165 A	Temple	5 12		
									165 A	Temple	4 10		
									169 A	Charlotte	4 2		
									169 A	Charlotte	12 0		
									182 N	Western Mich.	10 12		
									196 H	Butler	2 4		
									196 H	Butler	0 2		
									208 A	Boston College	7 4		
									208 H	Boston College	8 7		
									238 H	Hartford	8 0		
									262 H	La Salle	5 0		
									262 H	La Salle	8 0		
									265 A	Rhode Island	10 0		
									265 A	Rhode Island	7 0		
			LAST 10 GAMES										
			130 H	Saint Louis	5 2	265 A	Rhode Island	10 0					
			130 H	Saint Louis	3 12	165 A	Temple	5 12					
			196 H	Butler	0 2	165 A	Temple	4 10					
			196 H	Butler	2 4	68 A	Saint Joseph's	4 5					
			265 A	Rhode Island	7 0	68 A	Saint Joseph's	2 1					

Non-Div. I Games:

Massachusetts



RPI	S	Opponent	Score	
271	H	St. Bonaventure	6	4
271	H	St. Bonaventure	12	4

Massachusetts

M  
a  
s  
s  
a  
c  
h  
u  
s  
e  
t  
t  
s

M  
a  
s  
s  
a  
c  
h  
u  
s  
e  
t  
t  
s



Average RPI Win: 195		WON-LOST RECORD		WINNING PCT. RANK		LAST 10 GAMES		STRENGTH OF SCHEDULE		OPP. STRENGTH OF SCHEDULE		TEAM RPI		ADJ RPI		CONF. RPI		ADJ CONF. RPI	
DIV. I ONLY		28-21-0		.57143 104		8-2-0		251		179		166		.47799 172		27		27	
DIV. I NON-CONF.		14-17-0		.45161 165		1-1-0		179		120		172		.47646 179		24		24	
TOTALS		RPI 1-25		RPI 26-50		W-L RECORDS		RPI 51-100		RPI 101-150		RPI 150+							
28-21-0		0-2-0		0-1-0		OVERALL		4-5-0		5-5-0		19-8-0							
8-3-0		0-0-0		0-0-0		HOME		0-0-0		0-1-0		8-2-0							
10-9-0		0-0-0		0-0-0		AWAY		1-1-0		2-0-0		7-2-0							
10-9-0		0-2-0		0-1-0		NEUTRAL		3-2-0		3-2-0		4-2-0							
14-17-0		0-2-0		0-1-0		NON-CONFERENCE		4-5-0		5-5-0		5-4-0							
0-2-0		0-0-0		0-0-0		HOME		0-0-0		0-1-0		0-1-0							
4-6-0		0-0-0		0-0-		AWAY		1-3-0		2-2-0		1-1-0							
10-9-0		0-2-0		0-1-0		NEUTRAL		3-2-0		3-2-0		4-2-0							
14-4-0		0-0-0		0-0-0		CONFERENCE		0-0-0		0-0-0		14-4-0							
8-1-0		0-0-0		0-0-0		HOME		0-0-0		0-0-0		8-1-0							
6-3-0		0-0-0		0-0-0		AWAY		0-0-0		0-0-0		6-3-0							
0-0-0		0-0-0		0-0-0		NEUTRAL		0-0-0		0-0-0		0-0-0							
RPI S	Opponent	Score		RPI S	Opponent	Score		RPI S	Opponent	Score		RPI S	Opponent	Score					
9 N	Tennessee	2	14	35 N	Oregon St.	2	3	54 A	Cal St. Fullerton	1	5	110 N	Fresno St.	6	5				
15 N	South Ala.	1	2					59 A	San Jose St.	1	9	117 N	BYU	4	7				
								59 N	San Jose St.	4	10	126 A	Utah Valley	8	6				
								64 N	Utah	9	8	126 H	Utah Valley	0	3				
								64 N	Utah	3	9	126 N	Utah Valley	11	3				
								99 A	Nevada	5	6	129 A	Boise St.	6	4				
								99 A	Nevada	6	4	129 A	Boise St.	0	8				
								99 N	Nevada	5	4	129 A	Boise St.	7	8				
								99 N	Nevada	9	6	137 N	South Dakota	4	5				
												139 N	Cal St. Northridge	4	1				
												167 H	Portland St.	5	7				
												167 H	Portland St.	16	13				
												167 H	Portland St.	6	4				
												183 N	Ohio	4	7				
												191 A	Sacramento St.	0	2				
												191 A	Sacramento St.	6	3				
												191 A	Sacramento St.	11	6				
												231 A	Northern Colo.	14	8				
												231 A	Northern Colo.	15	4				
												231 A	Northern Colo.	9	5				
												234 N	Charleston So.	8	5				
												241 A	Southern Utah	7	8				
												241 A	Southern Utah	15	5				
												241 A	Southern Utah	4	6				
												247 A	Utah St.	3	2				
												247 H	Utah St.	4	12				
												247 N	Utah St.	2	3				
LAST 10 GAMES				191 A	Sacramento St.	6	3	260 H	North Dakota	19	0	241 A	Southern Utah	15	5				
				191 A	Sacramento St.	0	2	260 H	North Dakota	10	2	241 A	Southern Utah	4	6				
				191 A	Sacramento St.	11	6	247 A	Utah St.	3	2	247 A	Utah St.	3	2				
				126 H	Utah Valley	0	3	167 H	Portland St.	6	4	247 H	Utah St.	4	12				
				260 H	North Dakota	11	2	167 H	Portland St.	16	13	247 N	Utah St.	2	3				

Non-Div. I Games:

Idaho St.



RPI	S	Opponent	Score	
247	N	Utah St.	9	0
257	A	Santa Clara	3	4
257	N	Santa Clara	6	4
257	N	Santa Clara	12	1
260	H	North Dakota	11	2
260	H	North Dakota	10	2
260	H	North Dakota	19	0
267	H	Weber St.	7	2
267	H	Weber St.	9	3
267	H	Weber St.	9	6

Idaho St.

I  
d  
a  
h  
o  
s  
t  
.

I  
d  
a  
h  
o  
s  
t  
.



Average RPI Win:	161	WON-LOST	WINNING	LAST 10	STRENGTH OF	OPP. STRENGTH	TEAM	ADJ	CONF.	ADJ CONF.		
Average RPI Loss:	115	RECORD	PCT. RANK	GAMES	SCHEDULE	OF SCHEDULE	RPI	RPI	RPI	RPI		
DIV. I ONLY		22-29-0	.43137	182	6-4-0	150	120	173	.47777	173	15	15
DIV. I NON-CONF.		9-17-0	.34615	214	0-1-0	129	128	196	.46469	197	13	12
<hr/>												
TOTALS	RPI 1-25	RPI 26-50		W-L RECORDS		RPI 51-100		RPI 101-150		RPI 150+		
22-29-0	0-2-0	1-3-0		OVERALL		4-9-0		4-6-0		13-9-0		
4-9-0	0-2-0	0-0-0		HOME		1-2-0		1-1-0		2-4-0		
13-15-0	0-0-0	1-3-0		AWAY		2-4-0		2-4-0		8-4-0		
5-5-0	0-0-0	0-0-0		NEUTRAL		1-3-0		1-1-0		3-1-0		
<hr/>												
9-17-0	0-2-0	0-1-0		NON-CONFERENCE		1-7-0		3-2-0		5-5-0		
0-5-0	0-2-0	0-0-0		HOME		0-1-0		0-0-0		0-2-0		
4-7-0	0-0-0	0-0-		AWAY		0-3-0		2-1-0		2-2-0		
5-5-0	0-0-0	0-0-0		NEUTRAL		1-3-0		1-1-0		3-1-0		
<hr/>												
13-12-0	0-0-0	1-2-0		CONFERENCE		3-2-0		1-4-0		8-4-0		
4-4-0	0-0-0	0-0-0		HOME		1-1-0		1-1-0		2-2-0		
9-8-0	0-0-0	1-2-0		AWAY		2-1-0		0-3-0		6-2-0		
0-0-0	0-0-0	0-0-0		NEUTRAL		0-0-0		0-0-0		0-0-0		
<hr/>												
RPI	S	Opponent	Score	RPI	S	Opponent	Score	RPI	S	Opponent	Score	
10	H	Missouri	0 12	27	A	Tulsa	0 8	53	A	Kennesaw St.	8 12	
10	H	Missouri	0 7	46	A	Illinois St.	1 9	57	N	Lipscomb	2 4	
				46	A	Illinois St.	7 4	69	A	SIU Edwardsville	1 10	
				46	A	Illinois St.	0 1	82	H	Creighton	1 3	
								82	H	Creighton	10 5	
								83	A	Georgia Tech	7 8	
								87	H	Central Ark.	0 2	
								88	A	Drake	6 2	
								88	A	Drake	5 13	
								88	A	Drake	3 2	
								94	N	Iowa St.	8 6	
								95	N	Coastal Caro.	6 10	
								95	N	Coastal Caro.	2 5	

**Non-Div. I Games:**

Missouri St.



RPI	S	Opponent	Score	
232	A	Southeast Mo. St.	2	1
233	A	Indiana St.	9	5
233	A	Indiana St.	7	9
233	A	Indiana St.	4	2
259	N	Toledo	9	1

Missouri St.

M  
i  
s  
s  
o  
u  
r  
i  
s  
t  
.

M  
i  
s  
s  
o  
u  
r  
i  
s  
t  
.



Average RPI Win:	195	WON-LOST RECORD	WINNING PCT. RANK	LAST 10 GAMES	STRENGTH OF SCHEDULE	OPP. STRENGTH OF SCHEDULE	TEAM RPI	ADJ RPI	CONF. RPI	ADJ CONF. RPI		
DIV. I ONLY		22-26-0	.45833	160	4-6-0	190	135	178	.47764	174	13	13
DIV. I NON-CONF.		10-13-0	.43478	178	0-0-0	252	162	219	.45333	211	14	14
<hr/>												
TOTALS	RPI 1-25	RPI 26-50		W-L RECORDS		RPI 51-100		RPI 101-150		RPI 150+		
22-26-0	0-4-0	0-1-0		OVERALL		3-8-0		5-7-0		14-6-0		
8-8-0	0-1-0	0-0-0		HOME		1-3-0		3-3-0		4-1-0		
8-12-0	0-3-0	0-1-0		AWAY		1-5-0		2-1-0		5-2-0		
6-6-0	0-0-0	0-0-0		NEUTRAL		1-0-0		0-3-0		5-3-0		
10-13-0	0-4-0	0-1-0		NON-CONFERENCE		1-0-0		0-3-0		9-5-0		
2-1-0	0-1-0	0-0-0		HOME		0-0-0		0-0-0		2-0-0		
2-6-0	0-3-0	0-0-		AWAY		0-0-0		0-0-0		2-2-0		
6-6-0	0-0-0	0-0-0		NEUTRAL		1-0-0		0-3-0		5-3-0		
12-13-0	0-0-0	0-0-0		CONFERENCE		2-8-0		5-4-0		5-1-0		
6-7-0	0-0-0	0-0-0		HOME		1-3-0		3-3-0		2-1-0		
6-6-0	0-0-0	0-0-0		AWAY		1-5-0		2-1-0		3-0-0		
0-0-0	0-0-0	0-0-0		NEUTRAL		0-0-0		0-0-0		0-0-0		
RPI S	Opponent	Score	RPI S	Opponent	Score	RPI S	Opponent	Score	RPI S	Opponent	Score	
5 A	LSU	0 1	38 A	UAB	1 4	61 N	North Dakota St.	2 1	105 N	Virginia	3 4	
5 A	LSU	0 8				67 A	Sam Houston St.	2 11	125 N	Murray St.	2 3	
15 A	South Ala.	0 8				67 A	Sam Houston St.	4 5	130 N	Saint Louis	0 5	
15 H	South Ala.	1 7				67 A	Sam Houston St.	7 8	138 H	Lamar	3 4	
						73 A	Northwestern St.	3 4	138 H	Lamar	9 3	
						73 A	Northwestern St.	6 4	138 H	Lamar	3 7	
						73 A	Northwestern St.	2 5	145 A	Southeastern La.	7 6	
						75 H	McNeese St.	2 5	145 A	Southeastern La.	3 2	
						75 H	McNeese St.	0 2	145 A	Southeastern La.	6 7	
						87 H	Central Ark.	5 3	146 H	Stephen F. Austin	1 2	
						87 H	Central Ark.	0 1	146 H	Stephen F. Austin	2 1	
									146 H	Stephen F. Austin	4 2	
									159 A	Louisiana Tech	5 6	
									159 N	Louisiana Tech	0 3	
									163 N	Jacksonville St.	4 2	
									170 N	Memphis	2 3	
									178 A	Samford	1 9	
									192 N	UMKC	3 16	
									198 H	Houston Baptist	3 1	
									198 H	Houston Baptist	0 8	
									198 H	Houston Baptist	7 6	
									225 N	Belmont	3 2	
									227 A	A&M-Corpus Christi	5 2	
									227 A	A&M-Corpus Christi	4 1	
									227 A	A&M-Corpus Christi	3 2	
									232 N	Southeast Mo. St.	8 7	
									233 N	Indiana St.	3 0	
<hr/>												
			LAST 10 GAMES									
			75 H	McNeese St.	2 5	67 A	Sam Houston St.	2 11	227 A	A&M-Corpus Christi	5 2	
			75 H	McNeese St.	0 2	67 A	Sam Houston St.	7 8	227 A	A&M-Corpus Christi	4 1	
			227 A	A&M-Corpus Christi	3 2	67 A	Sam Houston St.	4 5	227 A	A&M-Corpus Christi	3 2	
			227 A	A&M-Corpus Christi	4 1	87 H	Central Ark.	0 1	232 N	Southeast Mo. St.	8 7	
			227 A	A&M-Corpus Christi	5 2	87 H	Central Ark.	5 3	233 N	Indiana St.	3 0	

**Non-Div. I Games:**

Nicholls St.



RPI	S	Opponent	Score	
275	H	Alcorn	10	8
284	A	Southern U.	9	3
284	H	Southern U.	11	0
284	N	Southern U.	10	1
287	A	Grambling	14	3

Nicholls St.

N  
i  
c  
h  
o  
l  
l  
s  
S  
t  
.

N  
i  
c  
h  
o  
l  
l  
s  
S  
t  
.



Average RPI Win: 177		WON-LOST	WINNING	LAST 10	STRENGTH OF		OPP. STRENGTH	TEAM	ADJ	CONF.	ADJ CONF.
Average RPI Loss: 80		RECORD	PCT. RANK	GAMES	SCHEDULE		OF SCHEDULE	RPI	RPI	RPI	RPI
DIV. I ONLY		16-36-0	.30769	248	5-5-0		66	92	177	.47696	175
DIV. I NON-CONF.		6-24-0	.2	264	1-0-0		22	20	188	.47462	182
TOTALS		RPI 1-25	RPI 26-50		W-L RECORDS		RPI 51-100		RPI 101-150		RPI 150+
16-36-0		0-8-0	0-5-0		OVERALL		2-13-0		4-6-0		10-4-0
6-19-0		0-3-0	0-0-0		HOME		2-11-0		1-4-0		3-1-0
8-12-0		0-5-0	0-1-0		AWAY		0-1-0		3-1-0		5-2-0
2-5-0		0-0-0	0-2-0		NEUTRAL		0-1-0		0-1-0		2-1-0
6-24-0		0-8-0	0-5-0		NON-CONFERENCE		0-9-0		2-1-0		4-1-0
2-10-0		0-3-0	0-0-0		HOME		0-7-0		1-0-0		1-0-0
2-9-0		0-5-0	0-0-0		AWAY		0-1-0		1-0-0		1-0-0
2-5-0		0-0-0	0-2-0		NEUTRAL		0-1-0		0-1-0		2-1-0
10-12-0		0-0-0	0-0-0		CONFERENCE		2-4-0		2-5-0		6-3-0
4-9-0		0-0-0	0-0-0		HOME		2-4-0		0-4-0		2-1-0
6-3-0		0-0-0	0-0-0		AWAY		0-0-0		2-1-0		4-2-0
0-0-0		0-0-0	0-0-0		NEUTRAL		0-0-0		0-0-0		0-0-0
RPI S	Opponent	Score	RPI S	Opponent	Score	RPI S	Opponent	Score	RPI S	Opponent	Score
3 A	Texas	0 7	33 N	Iowa	4 5	56 H	Texas Tech	1 6	110 N	Fresno St.	1 6
3 A	Texas	0 7	34 A	Houston	1 3	57 N	Lipscomb	3 7	123 H	Troy	5 0
16 A	Texas A&M	1 9	34 A	Houston	5 7	59 H	San Jose St.	2 8	138 A	Lamar	5 4
16 H	Texas A&M	0 14	34 A	Houston	0 7	59 H	San Jose St.	0 3	140 A	Texas-Arlington	2 0
20 A	La.-Lafayette	2 3	50 N	Kansas	2 4	59 H	San Jose St.	10 2	140 A	Texas-Arlington	0 1
20 A	La.-Lafayette	1 9				67 A	Sam Houston St.	13 14	140 A	Texas-Arlington	5 0
25 H	Baylor	2 10				67 H	Sam Houston St.	6 9	140 H	Texas-Arlington	2 3
25 H	Baylor	3 7				79 H	North Texas	3 9	150 H	UTSA	1 3
						79 H	North Texas	5 7	150 H	UTSA	1 3
						79 H	North Texas	0 1	150 H	UTSA	0 5
						80 H	New Mexico St.	0 1	159 H	Louisiana Tech	7 3
						80 H	New Mexico St.	2 3	159 H	Louisiana Tech	8 3
						80 H	New Mexico St.	5 4	159 H	Louisiana Tech	6 7
						100 H	Purdue	2 7	164 N	St. Mary's (CA)	2 8
						100 H	Purdue	3 4	191 A	Sacramento St.	1 0
									205 A	Seattle	7 4
									205 A	Seattle	0 2
									205 A	Seattle	2 1
									227 H	A&M-Corpus Christi	7 1
									247 A	Utah St.	14 0
									247 A	Utah St.	2 5
									247 A	Utah St.	9 8
									252 N	Mississippi Val.	7 5
									252 N	Mississippi Val.	5 4
			LAST 10 GAMES								
			247 A	Utah St.	2 5	59 H	San Jose St.	2 8			
			247 A	Utah St.	14 0	138 A	Lamar	5 4			
			247 A	Utah St.	9 8	80 H	New Mexico St.	2 3			
			59 H	San Jose St.	10 2	80 H	New Mexico St.	0 1			
			59 H	San Jose St.	0 3	80 H	New Mexico St.	5 4			

Non-Div. I Games:

Texas St.



Average RPI Win:	118	WON-LOST RECORD	WINNING PCT. RANK	LAST 10 GAMES	STRENGTH OF SCHEDULE	OPP. STRENGTH OF SCHEDULE	TEAM RPI	ADJ RPI	CONF. RPI	ADJ CONF. RPI		
DIV. I ONLY		14-40-0	.25926	262	3-7-0	55	69	185	.47662	176	9	10
DIV. I NON-CONF.		10-22-0	.3125	231	0-2-0	57	57	167	.48902	152	8	8
<hr/>												
TOTALS	RPI 1-25	RPI 26-50		W-L RECORDS		RPI 51-100		RPI 101-150		RPI 150+		
14-40-0	1-5-0	0-9-0		OVERALL		5-14-0		3-6-0		5-6-0		
8-12-0	0-0-0	0-3-0		HOME		1-3-0		2-2-0		5-4-0		
5-21-0	1-5-0	0-6-0		AWAY		3-10-0		1-0-0		0-0-0		
1-7-0	0-0-0	0-0-0		NEUTRAL		1-1-0		0-4-0		0-2-0		
<hr/>												
10-22-0	1-5-0	0-0-0		NON-CONFERENCE		4-9-0		1-6-0		4-2-0		
5-5-0	0-0-0	0-0-0		HOME		1-3-0		0-2-0		4-0-0		
4-10-0	1-5-0	0-0-		AWAY		2-5-0		1-0-0		0-0-0		
1-7-0	0-0-0	0-0-0		NEUTRAL		1-1-0		0-4-0		0-2-0		
<hr/>												
4-18-0	0-0-0	0-9-0		CONFERENCE		1-5-0		2-0-0		1-4-0		
3-7-0	0-0-0	0-3-0		HOME		0-0-0		2-0-0		1-4-0		
1-11-0	0-0-0	0-6-0		AWAY		1-5-0		0-0-0		0-0-0		
0-0-0	0-0-0	0-0-0		NEUTRAL		0-0-0		0-0-0		0-0-0		
<hr/>												
RPI S	Opponent	Score		RPI S	Opponent	Score		RPI S	Opponent	Score		
6 A	Alabama	0	11	27 A	Tulsa	0	8	54 A	Cal St. Fullerton	2	4	
20 A	La.-Lafayette	2	18	27 A	Tulsa	4	9	54 A	Cal St. Fullerton	3	1	
20 A	La.-Lafayette	0	10	27 A	Tulsa	1	3	66 A	Auburn	1	3	
21 A	Florida St.	2	1	34 H	Houston	2	10	67 H	Sam Houston St.	10	1	
25 A	Baylor	1	2	34 H	Houston	0	7	67 H	Sam Houston St.	0	3	
25 A	Baylor	0	3	34 H	Houston	3	5	72 A	Ole Miss	7	4	
				38 A	UAB	0	6	72 A	Ole Miss	0	3	
				38 A	UAB	0	1	73 H	Northwestern St.	2	3	
				38 A	UAB	0	2	73 H	Northwestern St.	5	10	
								76 A	UCF	0	2	
								76 A	UCF	3	2	
								76 A	UCF	2	3	
								83 A	Georgia Tech	1	7	
								83 A	Georgia Tech	0	4	
								90 N	Appalachian St.	4	6	
								90 N	Appalachian St.	5	3	
								97 A	Marshall	6	8	
								97 A	Marshall	0	6	
								97 A	Marshall	5	8	

Non-Div. I Games:

Southern Miss.



Fairfield



RPI	S	Opponent	Score	
256	H	Canisius	3	1
261	A	Iona	2	6
261	A	Iona	3	2
268	H	Niagara	9	6
268	H	Niagara	3	2
273	A	Yale	5	4
273	A	Yale	0	4
277	A	Rider	13	4
277	A	Rider	13	1
286	H	Saint Peter's	3	0
286	H	Saint Peter's	9	1

Fairfield

F  
a  
i  
r  
f  
i  
e  
l  
d

F  
a  
i  
r  
f  
i  
e  
l  
d



Average RPI Win:		173	WON-LOST		WINNING		LAST 10		STRENGTH OF		OPP. STRENGTH		TEAM		ADJ		CONF.		ADJ CONF.				
Average RPI Loss:		89	RECORD		PCT. RANK		GAMES		SCHEDULE		OF SCHEDULE		RPI		RPI		RPI		RPI				
DIV. I ONLY			14-33-0		.29787 251		3-7-0		58		103		180		.47571 178		14		14				
DIV. I NON-CONF.			8-18-0		.30769 237		0-3-0		35		50		148		.49298 149		15		15				
TOTALS		RPI 1-25		RPI 26-50		W-L RECORDS		RPI 51-100		RPI 101-150		RPI 150+											
14-33-0		0-5-0		0-6-0		OVERALL		1-9-0		4-6-0		9-7-0											
6-10-0		0-1-0		0-1-0		HOME		0-0-0		2-4-0		4-4-0											
2-20-0		0-3-0		0-5-0		AWAY		0-9-0		1-2-0		1-1-0											
6-3-0		0-1-0		0-0-0		NEUTRAL		1-0-0		1-0-0		4-2-0											
8-18-0		0-5-0		0-6-0		NON-CONFERENCE		1-3-0		1-0-0		6-4-0											
1-3-0		0-1-0		0-1-0		HOME		0-0-0		0-0-0		1-1-0											
1-12-0		0-3-0		0-0-		AWAY		0-3-0		0-0-0		1-1-0											
6-3-0		0-1-0		0-0-0		NEUTRAL		1-0-0		1-0-0		4-2-0											
6-15-0		0-0-0		0-0-0		CONFERENCE		0-6-0		3-6-0		3-3-0											
5-7-0		0-0-0		0-0-0		HOME		0-0-0		2-4-0		3-3-0											
1-8-0		0-0-0		0-0-0		AWAY		0-6-0		1-2-0		0-0-0											
0-0-0		0-0-0		0-0-0		NEUTRAL		0-0-0		0-0-0		0-0-0											
RPI	S	Opponent		Score		RPI	S	Opponent		Score		RPI	S	Opponent		Score							
5	A	LSU		0	4	28	A	Western Ky.		0	8	53	A	Kennesaw St.		2	3	104	H	Col. of Charleston	3	1	
5	A	LSU		0	8	28	A	Western Ky.		0	10	66	A	Auburn		1	2	104	H	Col. of Charleston	2	4	
6	A	Alabama		0	11	32	H	Mississippi St.		1	13	72	A	Ole Miss		0	3	104	H	Col. of Charleston	2	3	
7	N	Michigan		0	4	43	A	South Fla.		0	3	84	A	Ga. Southern		2	4	111	A	UNC Greensboro	1	9	
15	H	South Ala.		0	4	49	A	Georgia St.		1	3	84	A	Ga. Southern		0	6	111	A	UNC Greensboro	5	0	
						49	A	Georgia St.		4	6	84	A	Ga. Southern		0	1	111	A	UNC Greensboro	0	4	
												90	A	Appalachian St.		6	7	120	H	Furman	1	6	
												90	A	Appalachian St.		1	9	120	H	Furman	5	3	
												90	A	Appalachian St.		2	3	120	H	Furman	3	4	
												97	N	Marshall		2	1	121	N	Fla. Atlantic	7	1	
																		157	N	Winthrop	0	1	
																		158	N	George Washington	12	4	
																		163	H	Jacksonville St.	6	7	
																		170	A	Memphis	1	3	
																		174	H	Nicholls St.	9	1	
																		184	N	Wichita St.	1	4	
																		187	H	Elon	3	0	
																		187	H	Elon	0	2	
																		187	H	Elon	10	0	
																		211	H	Western Caro.	5	1	
																		211	H	Western Caro.	0	1	
																		211	H	Western Caro.	2	6	
LAST 10 GAMES																							
120 H Furman						3	4	187 H Elon						0	2	224 N Wright St.						4	2
120 H Furman						5	3	49 A Georgia St.						1	3	225 N Belmont						5	4
120 H Furman						1	6	49 A Georgia St.						4	6	232 N Southeast Mo. St.						2	1
187 H Elon						3	0	32 H Mississippi St.						1	13	264 A Alabama St.						3	0
187 H Elon						10	0	84 A Ga. Southern						0	1								

Non-Div. I Games:

Samford



Average RPI Win:		196	WON-LOST	WINNING	LAST 10	STRENGTH OF		OPP. STRENGTH	TEAM	ADJ		CONF.	ADJ CONF.
Average RPI Loss:		120	RECORD	PCT. RANK	GAMES	SCHEDULE		OF SCHEDULE	RPI	RPI		RPI	RPI
DIV. I ONLY			21-26-0	.44681	175	4-6-0		176	165	181		.47521	179
DIV. I NON-CONF.			10-15-0	.4	194	0-1-0		213	147	212		.45608	207
TOTALS		RPI 1-25	RPI 26-50		W-L RECORDS		RPI 51-100		RPI 101-150		RPI 150+		
21-26-0		0-1-0	0-0-0		OVERALL		3-13-0		0-3-0		18-9-0		
6-6-0		0-0-0	0-0-0		HOME		1-1-0		0-3-0		5-2-0		
5-13-0		0-1-0	0-0-0		AWAY		2-9-0		0-0-0		3-3-0		
10-7-0		0-0-0	0-0-0		NEUTRAL		0-3-0		0-0-0		10-4-0		
10-15-0		0-1-0	0-0-0		NON-CONFERENCE		0-7-0		0-1-0		10-6-0		
0-1-0		0-0-0	0-0-0		HOME		0-0-0		0-1-0		0-0-0		
0-7-0		0-1-0	0-0-		AWAY		0-4-0		0-0-0		0-2-0		
10-7-0		0-0-0	0-0-0		NEUTRAL		0-3-0		0-0-0		10-4-0		
11-11-0		0-0-0	0-0-0		CONFERENCE		3-6-0		0-2-0		8-3-0		
6-5-0		0-0-0	0-0-0		HOME		1-1-0		0-2-0		5-2-0		
5-6-0		0-0-0	0-0-0		AWAY		2-5-0		0-0-0		3-1-0		
0-0-0		0-0-0	0-0-0		NEUTRAL		0-0-0		0-0-0		0-0-0		
RPI S	Opponent	Score	RPI S	Opponent	Score	RPI S	Opponent	Score	RPI S	Opponent	Score		
9 A	Tennessee	3 12				53 A	Kennesaw St.	0 3	125 H	Murray St.	2 3		
						57 A	Lipscomb	3 6	125 H	Murray St.	0 2		
						57 A	Lipscomb	5 6	135 H	Chattanooga	1 2		
						62 N	Ball St.	0 10	151 N	Providence	11 4		
						65 A	Eastern Ill.	1 4	160 N	Mercer	3 1		
						65 A	Eastern Ill.	1 6	165 N	Temple	5 7		
						69 A	SIU Edwardsville	0 3	173 N	Missouri St.	2 0		
						69 A	SIU Edwardsville	2 3	183 N	Ohio	2 3		
						84 A	Ga. Southern	0 1	186 N	LIU Brooklyn	9 3		
						86 H	UT Martin	3 0	190 N	St. John's (NY)	4 3		
						86 H	UT Martin	1 9	194 A	East Tenn. St.	7 9		
						90 N	Fordham	0 6	194 A	East Tenn. St.	5 6		
						92 A	Eastern Ky.	11 2	203 N	Akron	3 1		
						92 A	Eastern Ky.	0 3	203 N	Akron	2 9		
						92 A	Eastern Ky.	5 1	206 H	Austin Peay	4 7		
						98 N	IPFW	0 8	206 H	Austin Peay	7 0		
									209 A	Morehead St.	6 5		
									209 A	Morehead St.	2 4		
									212 N	Miami (OH)	6 9		
									214 N	Liberty	10 3		
									223 N	Northern Ky.	8 0		
									225 H	Belmont	7 4		
									225 H	Belmont	1 4		
									225 H	Belmont	3 2		
									232 H	Southeast Mo. St.	9 1		
									232 H	Southeast Mo. St.	4 0		
									243 A	Tennessee St.	7 5		
			LAST 10 GAMES										
			209 A	Morehead St.	2 4	65 A	Eastern Ill.	1 4	225 H	Belmont	1 4		
			209 A	Morehead St.	6 5	69 A	SIU Edwardsville	0 3	225 H	Belmont	3 2		
			243 A	Tennessee St.	7 3	69 A	SIU Edwardsville	2 3	232 H	Southeast Mo. St.	9 1		
			243 A	Tennessee St.	7 5	135 H	Chattanooga	1 2	232 H	Southeast Mo. St.	4 0		
			65 A	Eastern Ill.	1 6	206 H	Austin Peay	7 0	243 A	Tennessee St.	7 5		

Non-Div. I Games: Thomas (GA) 6 0

Tennessee Tech



RPI	S	Opponent	Score	
243	A	Tennessee St.	7	3
268	N	Niagara	7	4
269	N	Maine	4	1

Tennessee Tech

T  
e  
n  
n  
e  
s  
s  
e  
e  
T  
e  
c  
h

T  
e  
n  
n  
e  
s  
s  
e  
e  
T  
e  
c  
h



Average RPI Win:	215	WON-LOST RECORD	WINNING PCT. RANK	LAST 10 GAMES		STRENGTH OF SCHEDULE	OPP. STRENGTH OF SCHEDULE	TEAM RPI	ADJ RPI	CONF. RPI	ADJ CONF. RPI	
DIV. I ONLY		23-21-0	.52273	128	6-4-0	202	255	176	.47332	180	23	23
DIV. I NON-CONF.		13-11-0	.54167	120	2-1-0	206	276	174	.47582	180	23	23
<hr/>												
TOTALS	RPI 1-25		RPI 26-50		W-L RECORDS		RPI 51-100		RPI 101-150		RPI 150+	
23-21-0	0-0-0		0-0-0		OVERALL		2-4-0		2-4-0		19-13-0	
7-5-0	0-0-0		0-0-0		HOME		0-0-0		1-1-0		6-4-0	
8-11-0	0-0-0		0-0-0		AWAY		1-2-0		0-2-0		7-6-0	
8-5-0	0-0-0		0-0-0		NEUTRAL		1-1-0		1-1-0		6-3-0	
13-11-0	0-0-0		0-0-0		NON-CONFERENCE		1-3-0		1-1-0		11-7-0	
1-1-0	0-0-0		0-0-0		HOME		0-0-0		0-0-0		1-1-0	
4-5-0	0-0-0		0-0-		AWAY		0-2-0		0-0-0		4-3-0	
8-5-0	0-0-0		0-0-0		NEUTRAL		1-1-0		1-1-0		6-3-0	
10-10-0	0-0-0		0-0-0		CONFERENCE		1-1-0		1-3-0		8-6-0	
6-4-0	0-0-0		0-0-0		HOME		0-0-0		1-1-0		5-3-0	
4-6-0	0-0-0		0-0-0		AWAY		1-1-0		0-2-0		3-3-0	
0-0-0	0-0-0		0-0-0		NEUTRAL		0-0-0		0-0-0		0-0-0	
RPI	S	Opponent	Score	RPI	S	Opponent	Score	RPI	S	Opponent	Score	
						65 N Eastern Ill.	3 2	101 H Robert Morris			0 1	
						82 N Creighton	0 4	101 H Robert Morris			3 2	
						85 A Stetson	2 5	102 N Albany (NY)			7 4	
						85 A Stetson	0 3	124 A Central Conn. St.			1 9	
						93 A Monmouth	0 1	124 A Central Conn. St.			0 4	
						93 A Monmouth	7 4	126 N Utah Valley			1 2	
								186 H LIU Brooklyn			0 4	
								186 H LIU Brooklyn			5 2	
								188 H Bryant			1 8	
								188 H Bryant			3 1	
								190 H St. John's (NY)			2 3	
								193 A Army			1 0	
								193 A Army			1 8	
								195 N Valparaiso			0 1	
								196 N Butler			0 3	
								203 N Akron			3 1	
								216 N Green Bay			2 1	
								220 A Quinnipiac			0 4	
								220 A Quinnipiac			7 1	
								235 H Sacred Heart			1 3	
								235 H Sacred Heart			8 2	
					LAST 10 GAMES			237 A Norfolk St.			1 5	
					193 A Army	1 8	244 H Saint Francis (PA)	2 1	242 A Columbia		10 7	
					193 A Army	1 0	261 H Iona	9 1	242 A Columbia		4 5	
					272 A Wagner	5 1	124 A Central Conn. St.	1 9	244 H Saint Francis (PA)		2 1	
					272 A Wagner	3 4	124 A Central Conn. St.	0 4	244 H Saint Francis (PA)		2 1	
					244 H Saint Francis (PA)	2 1	220 A Quinnipiac	7 1	249 A Mt. St. Mary's		1 3	

**Non-Div. I Games:**

Fairleigh Dickinson



RPI	S	Opponent	Score	
249	A	Mt. St. Mary's	11	2
250	N	Youngstown St.	1	5
254	N	Colgate	3	2
254	N	Colgate	7	2
261	H	Iona	9	1
272	A	Wagner	3	4
272	A	Wagner	5	1
274	N	Delaware St.	9	1
274	N	Delaware St.	4	2
286	A	Saint Peter's	10	2
286	A	Saint Peter's	9	7

F  
a  
i  
r  
l  
e  
i  
g  
h  
D  
i  
c  
k  
i  
n  
s  
o  
n

F  
a  
i  
r  
l  
e  
i  
g  
h  
D  
i  
c  
k  
i  
n  
s  
o  
n

Fairleigh Dickinson



Average RPI Win: 166		WON-LOST RECORD		WINNING PCT. RANK		LAST 10 GAMES		STRENGTH OF SCHEDULE		OPP. STRENGTH OF SCHEDULE		TEAM RPI		ADJ RPI		CONF. RPI		ADJ CONF. RPI					
Average RPI Loss: 114																							
DIV. I ONLY		20-29-0		.40816 195		5-5-0		143		118		179		.47229 181		15		15					
DIV. I NON-CONF.		9-17-0		.34615 214		0-1-0		99		106		186		.47321 186		13		12					
TOTALS		RPI 1-25		RPI 26-50		W-L RECORDS		RPI 51-100		RPI 101-150		RPI 150+											
20-29-0		0-2-0		0-3-0		OVERALL		1-10-0		8-6-0		11-8-0											
14-10-0		0-0-0		0-1-0		HOME		1-4-0		8-3-0		5-2-0											
6-13-0		0-1-0		0-0-0		AWAY		0-2-0		0-3-0		6-4-0											
0-6-0		0-0-0		0-2-0		NEUTRAL		0-4-0		0-0-0		0-0-0											
9-17-0		0-2-0		0-3-0		NON-CONFERENCE		0-6-0		4-4-0		5-2-0											
7-4-0		0-0-0		0-1-0		HOME		0-0-0		4-2-0		3-1-0											
2-7-0		0-2-0		0-0-		AWAY		0-2-0		0-2-0		2-1-0											
0-6-0		0-0-0		0-2-0		NEUTRAL		0-4-0		0-0-0		0-0-0											
11-12-0		0-0-0		0-0-0		CONFERENCE		1-4-0		4-2-0		6-6-0											
7-6-0		0-0-0		0-0-0		HOME		1-4-0		4-1-0		2-1-0											
4-6-0		0-0-0		0-0-0		AWAY		0-0-0		0-1-0		4-5-0											
0-0-0		0-0-0		0-0-0		NEUTRAL		0-0-0		0-0-0		0-0-0											
RPI	S	Opponent		Score		RPI	S	Opponent		Score		RPI	S	Opponent		Score		RPI	S	Opponent		Score	
10	A	Missouri		1	3	28	H	Western Ky.		2	6	52	N	North Florida		2	7	106	A	Southern Ill.		3	4
10	A	Missouri		3	4	37	N	Virginia Tech		2	3	78	N	Neb. Omaha		5	6	106	H	Southern Ill.		4	2
						37	N	Virginia Tech		2	10	78	N	Neb. Omaha		2	3	106	H	Southern Ill.		8	7
												78	N	Neb. Omaha		1	9	123	A	Troy		0	5
												82	H	Creighton		5	2	123	A	Troy		3	5
												82	H	Creighton		0	2	125	H	Murray St.		3	6
												82	H	Creighton		4	6	125	H	Murray St.		8	2
												86	A	UT Martin		4	12	125	H	Murray St.		3	0
												86	A	UT Martin		7	9	125	H	Murray St.		3	1
												88	H	Drake		2	3	141	H	UNI		7	5
												88	H	Drake		1	2	141	H	UNI		4	3
																		141	H	UNI		3	4
																		142	H	Bowling Green		3	2
																		142	H	Bowling Green		6	7
																		166	H	Bradley		8	3
																		166	H	Bradley		3	11
																		166	H	Bradley		6	5
																		173	A	Missouri St.		6	3
																		173	A	Missouri St.		3	1
																		173	A	Missouri St.		1	4
																		184	A	Wichita St.		3	4
																		184	A	Wichita St.		6	10
																		184	A	Wichita St.		2	0
																		218	H	Middle Tenn.		7	0
																		218	H	Middle Tenn.		2	5
																		222	A	Jackson St.		5	0
																		232	A	Southeast Mo. St.		2	3
LAST 10 GAMES																							

Non-Div. I Games:

Evansville



RPI	S	Opponent	Score	
232	A	Southeast Mo. St.	1	0
232	H	Southeast Mo. St.	9	2
232	H	Southeast Mo. St.	8	0
233	A	Indiana St.	4	8
233	A	Indiana St.	2	0
233	A	Indiana St.	2	4

Evansville

E  
v  
a  
n  
s  
v  
i  
l  
l  
e

E  
v  
a  
n  
s  
v  
i  
l  
l  
e



W  
e  
s  
t  
e  
r  
n  
M  
i  
c  
h  
.

Western Mich.



Western Mich.



**Non-Div. I Games:**

Tie, Loss, Non-Conf,S Site, H Home, A Away, N Neutral Page 283



RPI	S	Opponent	Score	
212	H	Miami (OH)	5	11
212	H	Miami (OH)	0	1
219	A	Buffalo	8	1
219	A	Buffalo	3	4
224	H	Wright St.	5	1
224	H	Wright St.	13	1
230	N	Cleveland St.	3	1
256	H	Canisius	4	0
256	H	Canisius	7	6
259	A	Toledo	3	4
259	A	Toledo	6	0
268	N	Niagara	14	5
273	N	Yale	1	7
277	N	Rider	8	0
282	N	N.C. Central	11	0

Ohio



Average RPI Win:		161	WON-LOST RECORD		WINNING PCT. RANK		LAST 10 GAMES		STRENGTH OF SCHEDULE		OPP. STRENGTH OF SCHEDULE		TEAM RPI		ADJ RPI		CONF. RPI		ADJ CONF. RPI				
Average RPI Loss:		108																					
DIV. I ONLY			19-32-0		.37255	213	3-7-0		121		99		182		.46988	184	15		15				
DIV. I NON-CONF.			9-17-0		.34615	214	0-2-0		100		63		179		.47535	181	13		12				
TOTALS		RPI 1-25		RPI 26-50		W-L RECORDS		RPI 51-100		RPI 101-150		RPI 150+											
19-32-0		0-5-0		1-3-0		OVERALL		6-7-0		1-6-0		11-11-0											
7-15-0		0-4-0		1-2-0		HOME		2-3-0		0-0-0		4-6-0											
3-9-0		0-0-0		0-0-0		AWAY		2-3-0		1-4-0		0-2-0											
9-8-0		0-1-0		0-1-0		NEUTRAL		2-1-0		0-2-0		7-3-0											
9-17-0		0-5-0		0-1-0		NON-CONFERENCE		3-4-0		0-2-0		6-5-0											
0-8-0		0-4-0		0-0-0		HOME		0-2-0		0-0-0		0-2-0											
1-2-0		0-0-0		0-0-		AWAY		1-1-0		0-0-0		0-1-0											
8-7-0		0-1-0		0-1-0		NEUTRAL		2-1-0		0-2-0		6-2-0											
10-15-0		0-0-0		1-2-0		CONFERENCE		3-3-0		1-4-0		5-6-0											
7-7-0		0-0-0		1-2-0		HOME		2-1-0		0-0-0		4-4-0											
2-7-0		0-0-0		0-0-0		AWAY		1-2-0		1-4-0		0-1-0											
1-1-0		0-0-0		0-0-0		NEUTRAL		0-0-0		0-0-0		1-1-0											
RPI	S	Opponent		Score		RPI	S	Opponent		Score		RPI	S	Opponent		Score		RPI	S	Opponent		Score	
1	H	Oklahoma		1	7	32	N	Mississippi St.		0	4	51	A	FGCU		2	6	102	N	Albany (NY)		6	7
1	H	Oklahoma		1	16	46	H	Illinois St.		5	4	55	H	Oklahoma St.		4	9	106	A	Southern Ill.		6	7
6	N	Alabama		0	2	46	H	Illinois St.		3	7	55	H	Oklahoma St.		3	11	106	A	Southern Ill.		6	2
11	H	Nebraska		1	3	46	H	Illinois St.		2	15	82	A	Creighton		0	1	106	A	Southern Ill.		6	14
11	H	Nebraska		0	9							82	A	Creighton		1	3	108	N	UC Santa Barbara		1	7
												82	A	Creighton		2	1	141	A	UNI		2	3
												84	N	Ga. Southern		3	4	141	A	UNI		1	7
												88	H	Drake		6	1	153	A	La.-Monroe		1	3
												88	H	Drake		8	4	166	N	Bradley		0	2
												88	H	Drake		1	3	166	N	Bradley		2	0
												90	N	Appalachian St.		4	3	173	A	Missouri St.		3	5
												90	N	Appalachian St.		2	1	173	H	Missouri St.		6	7
												95	A	Coastal Caro.		5	2	173	H	Missouri St.		9	12
																		178	N	Samford		4	1
																		181	H	Evansville		0	2
																		181	H	Evansville		10	6
																		181	H	Evansville		4	3
																		192	H	UMKC		0	7
																		192	H	UMKC		2	4
																		211	N	Western Caro.		8	5
																		211	N	Western Caro.		4	0
																		221	N	Drexel		4	0
																		224	N	Wright St.		2	3
																		233	H	Indiana St.		6	3
																		233	H	Indiana St.		2	4
																		233	H	Indiana St.		4	3
																		252	N	Mississippi Val.		1	3
				LAST 10 GAMES																			
						82	A	Creighton		2	1	88	H	Drake		1	3						
						82	A	Creighton		1	3	88	H	Drake		6	1						
						82	A	Creighton		0	1	55	H	Oklahoma St.		4	9						
						173	A	Missouri St.		3	5	55	H	Oklahoma St.		3	11						
						88	H	Drake		8	4	173	H	Missouri St.		9	12						

Non-Div. I Games:

Wichita St.



W  
i  
c  
h  
i  
t  
a  
s  
t  
.

Which it is.

Wichita St.



Average RPI Win:	218	WON-LOST	WINNING	LAST 10	STRENGTH OF	OPP. STRENGTH	TEAM	ADJ	CONF.	ADJ CONF.	
Average RPI Loss:	114	RECORD	PCT. RANK	GAMES	SCHEDULE	OF SCHEDULE	RPI	RPI	RPI	RPI	
DIV. I ONLY	21-26-1	.44792	174	4-6-0	186	193	186	.46959	185	24	24
DIV. I NON-CONF.	13-17-1	.43548	177	1-1-0	160	117	168	.48183	167	26	26
<hr/>											
TOTALS	RPI 1-25	RPI 26-50		W-L RECORDS		RPI 51-100		RPI 101-150		RPI 150+	
21-26-1	0-0-0	0-7-0		OVERALL		1-3-0		2-10-0		18-6-1	
7-4-0	0-0-0	0-0-0		HOME		0-0-0		0-3-0		7-1-0	
7-11-1	0-0-0	0-3-0		AWAY		0-0-0		2-5-0		5-3-1	
7-11-0	0-0-0	0-4-0		NEUTRAL		1-3-0		0-2-0		6-2-0	
13-17-1	0-0-0	0-7-0		NON-CONFERENCE		1-3-0		1-3-0		11-4-1	
1-2-0	0-0-0	0-0-0		HOME		0-0-0		0-1-0		1-1-0	
5-4-1	0-0-0	0-0-		AWAY		0-0-0		1-0-0		4-1-1	
7-11-0	0-0-0	0-4-0		NEUTRAL		1-3-0		0-2-0		6-2-0	
8-9-0	0-0-0	0-0-0		CONFERENCE		0-0-0		1-7-0		7-2-0	
6-2-0	0-0-0	0-0-0		HOME		0-0-0		0-2-0		6-0-0	
2-7-0	0-0-0	0-0-0		AWAY		0-0-0		1-5-0		1-2-0	
0-0-0	0-0-0	0-0-0		NEUTRAL		0-0-0		0-0-0		0-0-0	
RPI	S	Opponent	Score	RPI	S	Opponent	Score	RPI	S	Opponent	Score
				26	N	Wisconsin	3 11	55	N	Oklahoma St.	1 7
				26	N	Wisconsin	1 9	84	N	Ga. Southern	2 1
				26	N	Wisconsin	1 5	84	N	Ga. Southern	1 9
				29	A	Arizona	3 6	89	N	Maryland	2 3
				29	A	Arizona	1 4				
				41	N	Northwestern	0 5				
				43	A	South Fla.	0 1				
								</			

Non-Div. I Games:

Boston U.



RPI	S	Opponent	Score	
238	A	Hartford	4	1
239	N	Florida A&M	8	0
250	N	Youngstown St.	6	4
269	H	Maine	9	5
269	H	Maine	2	0
269	H	Maine	7	1
272	N	Wagner	10	2
281	H	UMBC	8	0
281	H	UMBC	3	1
281	H	UMBC	2	1

B  
o  
s  
t  
o  
n  
U  
.

B  
o  
s  
t  
o  
n  
U  
.



Average RPI Win: 184		WON-LOST	WINNING	LAST 10	STRENGTH OF		OPP. STRENGTH	TEAM	ADJ	CONF.	ADJ CONF.
Average RPI Loss: 112		RECORD	PCT. RANK	GAMES	SCHEDULE		OF SCHEDULE	RPI	RPI	RPI	RPI
DIV. I ONLY		17-36-0	.32075	243	5-5-0		93	143	193	.46933	186
DIV. I NON-CONF.		4-29-0	.12121	279	0-2-0		59	58	241	.4356	234
TOTALS		RPI 1-25	RPI 26-50		W-L RECORDS		RPI 51-100		RPI 101-150		RPI 150+
17-36-0		1-3-0	0-6-0		OVERALL		1-7-0		3-12-0		12-8-0
7-6-0		1-0-0	0-0-0		HOME		1-1-0		0-4-0		5-1-0
8-6-0		0-1-0	0-0-0		AWAY		0-0-0		2-2-0		6-3-0
2-24-0		0-2-0	0-6-0		NEUTRAL		0-6-0		1-6-0		1-4-0
4-29-0		1-3-0	0-6-0		NON-CONFERENCE		0-6-0		2-9-0		1-5-0
1-2-0		1-0-0	0-0-0		HOME		0-0-0		0-2-0		0-0-0
1-3-0		0-1-0	0-0-0		AWAY		0-0-0		1-1-0		0-1-0
2-24-0		0-2-0	0-6-0		NEUTRAL		0-6-0		1-6-0		1-4-0
13-7-0		0-0-0	0-0-0		CONFERENCE		1-1-0		1-3-0		11-3-0
6-4-0		0-0-0	0-0-0		HOME		1-1-0		0-2-0		5-1-0
7-3-0		0-0-0	0-0-0		AWAY		0-0-0		1-1-0		6-2-0
0-0-0		0-0-0	0-0-0		NEUTRAL		0-0-0		0-0-0		0-0-0
RPI S	Opponent	Score		RPI S	Opponent	Score		RPI S	Opponent	Score	
4 N	Oregon	1	8	32 N	Mississippi St.	0	2	55 N	Oklahoma St.	0	6
7 H	Michigan	2	1	37 N	Virginia Tech	1	9	64 N	Utah	0	7
21 N	Florida St.	1	15	41 N	Northwestern	9	10	89 N	Maryland	3	5
23 A	Hofstra	1	9	42 N	Notre Dame	0	5	89 N	Maryland	1	18
				43 N	South Fla.	0	5	90 N	Fordham	6	14
				46 N	Illinois St.	0	17	93 H	Monmouth	2	8
								93 H	Monmouth	2	1
								99 N	Nevada	0	3
				LAST 10 GAMES							
143 H	Rutgers	2	5	23 A	Hofstra	1	9	101 A	Robert Morris	7	3
249 H	Mt. St. Mary's	2	4	244 A	Saint Francis (PA)	10	0	101 A	Robert Morris	0	1
249 H	Mt. St. Mary's	5	0	244 A	Saint Francis (PA)	6	5	106 N	Southern Ill.	2	4
93 H	Monmouth	2	8	101 A	Robert Morris	0	1	116 N	Pittsburgh	5	13
93 H	Monmouth	2	1	101 A	Robert Morris	7	3	117 N	BYU	3	2
								119 N	Cal Poly	2	14
								121 A	Fla. Atlantic	1	6
								121 A	Fla. Atlantic	7	4
								124 H	Central Conn. St.	0	5
								124 H	Central Conn. St.	1	9
								131 N	Loyola Chicago	0	2
								132 N	Loyola Marymount	4	9
								135 N	Chattanooga	4	6
								143 H	Rutgers	2	5
								144 H	Stony Brook	7	8
								179 N	Tennessee Tech	3	9
								180 A	Fairleigh Dickinson	2	5
								180 A	Fairleigh Dickinson	4	0
								182 N	Western Mich.	8	3
								188 H	Bryant	8	7
								188 H	Bryant	12	4
								190 A	St. John's (NY)	5	7
								197 N	Radford	0	11
								208 N	Boston College	4	7
								220 A	Quinnipiac	9	7
								220 A	Quinnipiac	4	2
								235 A	Sacred Heart	3	2

Non-Div. I Games:

LIU Brooklyn



LIU Brooklyn



Average RPI Win: 197		WON-LOST	WINNING	LAST 10	STRENGTH OF		OPP. STRENGTH	TEAM	ADJ		CONF.	ADJ CONF.
Average RPI Loss: 108		RECORD	PCT. RANK	GAMES	SCHEDULE		OF SCHEDULE	RPI	RPI		RPI	RPI
DIV. I ONLY		21-30-0	.41176	192	6-4-0		158	180	192		.46872	187
DIV. I NON-CONF.		13-16-0	.44828	167	3-1-0		196	218	195		.46888	193
TOTALS		RPI 1-25	RPI 26-50		W-L RECORDS		RPI 51-100		RPI 101-150		RPI 150+	
21-30-0		0-0-0	1-4-0		OVERALL		0-12-0		6-7-0		14-7-0	
16-11-0		0-0-0	0-2-0		HOME		0-5-0		5-3-0		11-1-0	
5-14-0		0-0-0	1-2-0		AWAY		0-5-0		1-4-0		3-3-0	
0-5-0		0-0-0	0-0-0		NEUTRAL		0-2-0		0-0-0		0-3-0	
13-16-0		0-0-0	1-4-0		NON-CONFERENCE		0-6-0		1-2-0		11-4-0	
10-5-0		0-0-0	0-2-0		HOME		0-2-0		1-1-0		9-0-0	
3-6-0		0-0-0	1-0-		AWAY		0-2-0		0-1-0		2-1-0	
0-5-0		0-0-0	0-0-0		NEUTRAL		0-2-0		0-0-0		0-3-0	
8-14-0		0-0-0	0-0-0		CONFERENCE		0-6-0		5-5-0		3-3-0	
6-6-0		0-0-0	0-0-0		HOME		0-3-0		4-2-0		2-1-0	
2-8-0		0-0-0	0-0-0		AWAY		0-3-0		1-3-0		1-2-0	
0-0-0		0-0-0	0-0-0		NEUTRAL		0-0-0		0-0-0		0-0-0	
RPI S	Opponent	Score	RPI S	Opponent	Score	RPI S	Opponent	Score	RPI S	Opponent	Score	
			30 A	Georgia	5 2	60 N	Ohio St.	2 10	104 A	Col. of Charleston	5 4	
			30 A	Georgia	0 8	71 A	Jacksonville	1 11	104 A	Col. of Charleston	3 7	
			37 H	Virginia Tech	1 2	71 A	Jacksonville	2 7	104 A	Col. of Charleston	3 4	
			39 A	North Carolina	0 6	81 H	Longwood	4 6	111 H	UNC Greensboro	8 5	
			45 H	North Carolina St.	0 11	81 H	Longwood	1 8	111 H	UNC Greensboro	2 10	
						84 H	Ga. Southern	5 8	111 H	UNC Greensboro	1 5	
						84 H	Ga. Southern	4 6	114 H	Campbell	5 7	
						84 H	Ga. Southern	2 5	120 A	Furman	2 3	
						90 A	Appalachian St.	1 7	121 A	Fla. Atlantic	3 5	
						90 A	Appalachian St.	3 7	135 H	Chattanooga	4 3	
						90 A	Appalachian St.	5 8	135 H	Chattanooga	6 4	
						94 N	Iowa St.	1 12	135 H	Chattanooga	2 1	
									147 H	East Carolina	6 3	
									157 N	Winthrop	1 4	
									165 H	Temple	8 3	
									169 A	Charlotte	0 8	
									169 A	Charlotte	5 2	
									178 A	Samford	2 0	
									178 A	Samford	0 3	
									178 A	Samford	0 10	
									189 N	Dartmouth	3 4	
									204 H	Hampton	8 2	
									211 H	Western Caro.	4 1	
									211 H	Western Caro.	7 1	
									211 H	Western Caro.	1 2	
									240 N	Bethune-Cookman	4 5	
									253 H	Manhattan	10 5	
LAST 10 GAMES			135 H	Chattanooga	4 3	120 A	Furman	2 3	211 H	Western Caro.	4 1	
			135 H	Chattanooga	6 4	45 H	North Carolina St.	0 11	211 H	Western Caro.	7 1	
			135 H	Chattanooga	2 1	282 A	N.C. Central	9 1	211 H	Western Caro.	1 2	
			279 H	N.C. A&T	1 0	178 A	Samford	0 3	240 N	Bethune-Cookman	4 5	
			279 H	N.C. A&T	4 2	178 A	Samford	0 10	253 H	Manhattan	10 5	

Non-Div. I Games:

Elon



RPI	S	Opponent	Score	
253	H	Manhattan	8	7
279	H	N.C. A&T	4	2
279	H	N.C. A&T	1	0
282	A	N.C. Central	9	1
282	H	N.C. Central	6	3
286	H	Saint Peter's	13	3
286	H	Saint Peter's	10	0

Elon

E  
l  
o  
n

E  
l  
o  
n



B  
r  
y  
a  
n  
t

Bryant



RPI	S	Opponent	Score	
244	H	Saint Francis (PA)	9	2
244	H	Saint Francis (PA)	5	9
249	A	Mt. St. Mary's	10	3
249	A	Mt. St. Mary's	0	1
270	A	Brown	8	3
270	H	Brown	10	1
272	H	Wagner	8	7
272	H	Wagner	6	4
273	A	Yale	10	2
273	A	Yale	12	7

Bryant



Average RPI Win:	205	WON-LOST RECORD	WINNING PCT. RANK	LAST 10 GAMES	STRENGTH OF SCHEDULE	OPP. STRENGTH OF SCHEDULE	TEAM RPI	ADJ RPI	CONF. RPI	ADJ CONF. RPI					
DIV. I ONLY		26-20-0	.56522	110	7-3-0	243	230	174	.46814	189	25	25			
DIV. I NON-CONF.		10-13-0	.43478	178	0-0-0	251	199	221	.43822	229	27	27			
<hr/>															
TOTALS	RPI 1-25	RPI 26-50		W-L RECORDS		RPI 51-100		RPI 101-150		RPI 150+					
26-20-0	0-0-0	0-0-0		OVERALL		2-2-0		3-6-0		21-12-0					
8-4-0	0-0-0	0-0-0		HOME		0-0-0		1-0-0		7-4-0					
10-10-0	0-0-0	0-0-0		AWAY		0-2-0		1-4-0		9-3-0					
8-6-0	0-0-0	0-0-0		NEUTRAL		2-0-0		1-1-0		5-5-0					
<hr/>															
10-13-0	0-0-0	0-0-0		NON-CONFERENCE		2-2-0		1-3-0		7-8-0					
0-1-0	0-0-0	0-0-0		HOME		0-0-0		0-0-0		0-1-0					
2-6-0	0-0-0	0-0-		AWAY		0-2-0		0-2-0		2-2-0					
8-6-0	0-0-0	0-0-0		NEUTRAL		2-0-0		1-1-0		5-5-0					
<hr/>															
16-7-0	0-0-0	0-0-0		CONFERENCE		0-0-0		2-3-0		14-4-0					
8-3-0	0-0-0	0-0-0		HOME		0-0-0		1-0-0		7-3-0					
8-4-0	0-0-0	0-0-0		AWAY		0-0-0		1-3-0		7-1-0					
0-0-0	0-0-0	0-0-0		NEUTRAL		0-0-0		0-0-0		0-0-0					
<hr/>															
RPI	S	Opponent	Score	RPI	S	Opponent	Score	RPI	S	Opponent	Score				
				51 A FGCU				2	3	101 N Robert Morris				3	0
				85 A Stetson				0	7	107 A Penn				2	3
				89 N Maryland				4	0	107 A Penn				0	1
				94 N Iowa St.				8	7	107 A Penn				4	1
								107 A Penn				1	3		
								107 H Penn				6	2		
								121 A Fla. Atlantic				1	2		
								121 A Fla. Atlantic				0	5		
								143 N Rutgers				5	6		
								156 H Princeton				4	1		
								156 H Princeton				7	9		
								158 A George Washington				2	1		
								158 A George Washington				3	2		
								161 N Seton Hall				0	5		
								187 N Elon				4	3		
								199 H Cornell				6	2		
								199 H Cornell				9	10		
								208 H Boston College				6	19		
								210 A Harvard				13	1		
								210 A Harvard				5	4		
								210 H Harvard				7	1		
								210 H Harvard				1	4		
								214 N Liberty				4	10		
								220 N Quinnipiac				4	0		
								235 A Sacred Heart				6	7		
				235 A Sacred Heart				3	6						
				239 N Florida A&M				6	2						
<hr/>															
				LAST 10 GAMES											
				107 A Penn				2	3	210 H Harvard				1	4
				107 H Penn				6	2	210 H Harvard				7	1
				107 A Penn				0	1	273 A Yale				5	0
				210 A Harvard				5	4	273 A Yale				8	0
				210 A Harvard				13	1	273 A Yale				10	1

Non-Div. I Games:

Dartmouth



RPI	S	Opponent	Score	
240	N	Bethune-Cookman	8	4
240	N	Bethune-Cookman	6	9
240	N	Bethune-Cookman	1	2
240	N	Bethune-Cookman	3	2
242	A	Columbia	5	1
242	A	Columbia	6	9
265	N	Rhode Island	3	4
270	H	Brown	9	1
270	H	Brown	10	0
270	H	Brown	5	1
270	H	Brown	5	0
273	A	Yale	10	1
273	A	Yale	8	0
273	A	Yale	10	8
273	A	Yale	5	0

Dartmouth

D  
a  
r  
t  
m  
o  
u  
t  
h

D  
a  
r  
t  
m  
o  
u  
t  
h



Average RPI Win: 145		WON-LOST	WINNING	LAST 10	STRENGTH OF		OPP. STRENGTH	TEAM	ADJ	CONF.	ADJ CONF.
Average RPI Loss: 111		RECORD	PCT. RANK	GAMES	SCHEDULE		OF SCHEDULE	RPI	RPI	RPI	RPI
DIV. I ONLY		17-35-1	.33019	238	5-5-0		101	97	187	.46664	190
DIV. I NON-CONF.		10-20-1	.33871	221	1-0-0		125	142	197	.46124	201
TOTALS		RPI 1-25	RPI 26-50		W-L RECORDS		RPI 51-100		RPI 101-150		RPI 150+
17-35-1		0-5-0	1-4-0		OVERALL		3-8-1		4-8-0		9-10-0
7-7-0		0-3-0	0-2-0		HOME		1-0-0		2-1-0		4-1-0
7-19-0		0-2-0	0-2-0		AWAY		2-4-0		2-6-0		3-5-0
3-9-1		0-0-0	1-0-0		NEUTRAL		0-4-1		0-1-0		2-4-0
10-20-1		0-2-0	1-0-0		NON-CONFERENCE		3-8-1		1-2-0		5-8-0
3-0-0		0-0-0	0-0-0		HOME		1-0-0		0-0-0		2-0-0
4-11-0		0-2-0	0-0-		AWAY		2-4-0		1-1-0		1-4-0
3-9-1		0-0-0	1-0-0		NEUTRAL		0-4-1		0-1-0		2-4-0
7-15-0		0-3-0	0-4-0		CONFERENCE		0-0-0		3-6-0		4-2-0
4-7-0		0-3-0	0-2-0		HOME		0-0-0		2-1-0		2-1-0
3-8-0		0-0-0	0-2-0		AWAY		0-0-0		1-5-0		2-1-0
0-0-0		0-0-0	0-0-0		NEUTRAL		0-0-0		0-0-0		0-0-0
RPI S	Opponent	Score	RPI S	Opponent	Score	RPI S	Opponent	Score	RPI S	Opponent	Score
6 A	Alabama	4 12	33 N	Iowa	3 1	59 A	San Jose St.	1 3	116 A	Pittsburgh	5 3
6 A	Alabama	1 9	43 A	South Fla.	2 5	59 A	San Jose St.	7 3	116 A	Pittsburgh	3 6
14 H	Louisville	4 6	43 A	South Fla.	0 4	60 N	Ohio St.	0 4	116 A	Pittsburgh	2 3
14 H	Louisville	0 8	44 H	DePaul	0 4	68 N	Saint Joseph's	1 4	118 A	Connecticut	2 7
14 H	Louisville	0 15	44 H	DePaul	0 11	68 N	Saint Joseph's	8 8	118 A	Connecticut	3 4
						70 A	Pacific	2 7	118 A	Connecticut	5 6
						84 A	Ga. Southern	1 5	134 N	Binghamton	3 6
						84 A	Ga. Southern	4 3	143 H	Rutgers	2 0
						89 A	Maryland	2 3	143 H	Rutgers	5 1
						90 H	Fordham	3 0	143 H	Rutgers	1 5
						94 N	Iowa St.	9 11	147 A	East Carolina	9 5
						94 N	Iowa St.	1 11	147 A	East Carolina	0 1
									152 A	Villanova	3 0
									152 A	Villanova	4 5
									152 A	Villanova	4 1
									158 A	George Washington	1 4
									161 H	Seton Hall	0 10
									161 H	Seton Hall	11 3
									161 H	Seton Hall	4 2
									179 N	Tennessee Tech	3 4
									180 A	Fairleigh Dickinson	3 2
									186 H	LIU Brooklyn	7 5
									197 N	Radford	6 2
									203 N	Akron	1 14
									203 N	Akron	6 0
									203 N	Akron	2 4
									221 N	Drexel	6 11
			LAST 10 GAMES								
			152 A	Villanova	4 5	143 H	Rutgers	2 0			
			152 A	Villanova	3 0	143 H	Rutgers	1 5			
			152 A	Villanova	4 1	44 H	DePaul	0 11			
			90 H	Fordham	3 0	44 H	DePaul	0 4			
			143 H	Rutgers	5 1	118 A	Connecticut	2 7			

Non-Div. I Games:

St. John's (NY)



RPI	S	Opponent	Score	
253	A	Manhattan	0	2
253	A	Manhattan	2	3
257	A	Santa Clara	2	3
261	H	Iona	9	1

St. John's (NY)

S  
t  
.  
J  
o  
h  
n  
'  
s  
(  
N  
Y  
)

S  
t  
.  
J  
o  
h  
n  
'  
s  
(  
N  
Y  
)



Average RPI Win: 178		WON-LOST	WINNING	LAST 10	STRENGTH OF		OPP. STRENGTH	TEAM	ADJ	CONF.	ADJ CONF.						
Average RPI Loss: 152		RECORD	PCT. RANK	GAMES	SCHEDULE		OF SCHEDULE	RPI	RPI	RPI	RPI						
DIV. I ONLY		22-20-0	.52381	127	4-6-0		268	156	200	.46488	191	27	27				
DIV. I NON-CONF.		15-12-0	.55556	108	0-0-0		231	96	149	.49336	147	24	24				
<hr/>																	
TOTALS		RPI 1-25		RPI 26-50		W-L RECORDS		RPI 51-100		RPI 101-150		RPI 150+					
22-20-0		0-1-0		1-0-0		OVERALL		2-4-0		6-3-0		13-12-0					
9-11-0		0-1-0		1-0-0		HOME		1-3-0		2-1-0		5-6-0					
7-8-0		0-0-0		0-0-0		AWAY		0-1-0		1-2-0		6-5-0					
6-1-0		0-0-0		0-0-0		NEUTRAL		1-0-0		3-0-0		2-1-0					
<hr/>																	
15-12-0		0-1-0		1-0-0		NON-CONFERENCE		2-4-0		6-3-0		6-4-0					
4-7-0		0-1-0		1-0-0		HOME		1-3-0		2-1-0		0-2-0					
5-4-0		0-0-0		0-0-		AWAY		0-1-0		1-2-0		4-1-0					
6-1-0		0-0-0		0-0-0		NEUTRAL		1-0-0		3-0-0		2-1-0					
<hr/>																	
7-8-0		0-0-0		0-0-0		CONFERENCE		0-0-0		0-0-0		7-8-0					
5-4-0		0-0-0		0-0-0		HOME		0-0-0		0-0-0		5-4-0					
2-4-0		0-0-0		0-0-0		AWAY		0-0-0		0-0-0		2-4-0					
0-0-0		0-0-0		0-0-0		NEUTRAL		0-0-0		0-0-0		0-0-0					
<hr/>																	
RPI	S	Opponent		Score		RPI	S	Opponent		Score		RPI	S	Opponent		Score	
17	H	California		0	1	50	H	Kansas		1	0	59	A	San Jose St.		2	8
												59	H	San Jose St.		2	5
												70	H	Pacific		0	3
												99	H	Nevada		1	0
												99	H	Nevada		1	5
												99	N	Nevada		9	7

Non-Div. I Games:

Sacramento St.



RPI	S	Opponent	Score	
241	A	Southern Utah	5	6
257	A	Santa Clara	6	3
257	A	Santa Clara	3	2
257	A	Santa Clara	4	3
267	H	Weber St.	4	6
267	H	Weber St.	3	0
267	H	Weber St.	7	0

Sacramento St.

S  
a  
c  
r  
a  
m  
e  
n  
t  
o  
S  
t  
.

S  
a  
c  
r  
a  
m  
e  
n  
t  
o  
S  
t  
.



Average RPI Win:		206	WON-LOST RECORD		WINNING PCT. RANK		LAST 10 GAMES		STRENGTH OF SCHEDULE		OPP. STRENGTH OF SCHEDULE		TEAM RPI		ADJ RPI		CONF. RPI		ADJ CONF. RPI	
DIV. I ONLY			17-25-0		.40476 197		2-8-0		185		129		199		.46473 192		18		18	
DIV. I NON-CONF.			11-18-0		.37931 205		0-4-0		229		76		220		.4505 216		21		21	
TOTALS		RPI 1-25		RPI 26-50		W-L RECORDS		RPI 51-100		RPI 101-150		RPI 150+								
17-25-0		0-1-0		0-3-0		OVERALL		1-11-0		0-8-0		16-2-0								
5-4-0		0-0-0		0-0-0		HOME		1-2-0		0-0-0		4-2-0								
6-14-0		0-1-0		0-3-0		AWAY		0-6-0		0-4-0		6-0-0								
6-7-0		0-0-0		0-0-0		NEUTRAL		0-3-0		0-4-0		6-0-0								
11-18-0		0-1-0		0-3-0		NON-CONFERENCE		0-9-0		0-5-0		11-0-0								
1-0-0		0-0-0		0-0-0		HOME		0-0-0		0-0-0		1-0-0								
4-11-0		0-1-0		0-0-		AWAY		0-6-0		0-1-0		4-0-0								
6-7-0		0-0-0		0-0-0		NEUTRAL		0-3-0		0-4-0		6-0-0								
6-7-0		0-0-0		0-0-0		CONFERENCE		1-2-0		0-3-0		5-2-0								
4-4-0		0-0-0		0-0-0		HOME		1-2-0		0-0-0		3-2-0								
2-3-0		0-0-0		0-0-0		AWAY		0-0-0		0-3-0		2-0-0								
0-0-0		0-0-0		0-0-0		NEUTRAL		0-0-0		0-0-0		0-0-0								
RPI	S	Opponent		Score		RPI	S	Opponent		Score		RPI	S	Opponent		Score				
24	A	Arkansas		1	9	47	A	USC Upstate		1	7	56	A	Texas Tech		16	17			
						50	A	Kansas		0	4	56	A	Texas Tech		11	16			
						50	A	Kansas		0	11	56	A	Texas Tech		2	10			
												56	N	Texas Tech		1	3			
												56	N	Texas Tech		1	3			
												69	N	SIU Edwardsville		1	8			
												78	H	Neb. Omaha		7	8			
												78	H	Neb. Omaha		1	9			
												78	H	Neb. Omaha		1	2			
												80	A	New Mexico St.		1	2			
												94	A	Iowa St.		7	5			
												94	A	Iowa St.		4	10			
												94	A	Iowa St.		4	7			
																5	3			
																5	3			
																5	3			
																5	3			
																5	3			
																5	3			
																5	3			
																5	3			
																5	3			
																5	3			
																5	3			
																5	3			
																5	3			
																5	3			
																5	3			
																5	3			
																5	3			
																5	3			
																5	3			
																5	3			
																5	3			
																5	3			
																5	3			
																5	3			
																5	3			
																5	3			
																5	3			
																5	3			
																5	3			
																5	3			
																5	3			
																5	3			
																5	3			
																5	3			

Non-Div. I Games:

UMKC



Average RPI Win: 230		WON-LOST RECORD	WINNING PCT. RANK	LAST 10 GAMES	STRENGTH OF SCHEDULE	OPP. STRENGTH OF SCHEDULE	TEAM RPI	ADJ RPI	CONF. RPI	ADJ CONF. RPI	
Average RPI Loss: 172											
DIV. I ONLY		31-23-0	.57407 103	7-3-0	261	253	188	.46435 193	28	28	
DIV. I NON-CONF.		19-15-0	.55882 104	3-3-0	240	259	180	.47238 189	28	28	
<hr/>											
TOTALS		RPI 1-25	RPI 26-50		W-L RECORDS		RPI 51-100		RPI 101-150		RPI 150+
31-23-0	0-0-0		0-0-0		OVERALL		0-3-0		5-8-0		26-12-0
12-5-0	0-0-0		0-0-0		HOME		0-0-0		2-0-0		10-5-0
12-10-0	0-0-0		0-0-0		AWAY		0-1-0		1-5-0		11-4-0
7-8-0	0-0-0		0-0-0		NEUTRAL		0-2-0		2-3-0		5-3-0
19-15-0	0-0-0		0-0-0		NON-CONFERENCE		0-3-0		4-5-0		15-7-0
7-2-0	0-0-0		0-0-0		HOME		0-0-0		2-0-0		5-2-0
5-5-0	0-0-0		0-0-		AWAY		0-1-0		0-2-0		5-2-0
7-8-0	0-0-0		0-0-0		NEUTRAL		0-2-0		2-3-0		5-3-0
12-8-0	0-0-0		0-0-0		CONFERENCE		0-0-0		1-3-0		11-5-0
5-3-0	0-0-0		0-0-0		HOME		0-0-0		0-0-0		5-3-0
7-5-0	0-0-0		0-0-0		AWAY		0-0-0		1-3-0		6-2-0
0-0-0	0-0-0		0-0-0		NEUTRAL		0-0-0		0-0-0		0-0-0
RPI	S	Opponent	Score	RPI	S	Opponent	Score	RPI	S	Opponent	Score
						65 N Eastern Ill.	1 10			101 N Robert Morris	5 0
						66 A Auburn	0 8			102 A Albany (NY)	3 4
						82 N Creighton	0 4			102 A Albany (NY)	1 3
										112 N Kent St.	2 5
										113 H Delaware	4 3
										113 H Delaware	7 0
										113 N Delaware	4 2
										113 N Delaware	1 11
										120 N Furman	2 4
										128 A Lehigh	5 4
										128 A Lehigh	5 6
										128 A Lehigh	2 3
										128 A Lehigh	0 2
										180 H Fairleigh Dickinson	8 1
										180 H Fairleigh Dickinson	0 1
										194 N East Tenn. St.	10 1
										196 N Butler	0 2
										206 N Austin Peay	10 3
										213 H Marist	3 0
										213 H Marist	0 1
										213 N Marist	1 10
										216 N Green Bay	5 3
										221 A Drexel	3 7
										221 A Drexel	5 1
										237 A Norfolk St.	6 8
										246 H Bucknell	2 0
										246 H Bucknell	0 4
LAST 10 GAMES											
				180 H Fairleigh Dickinson	8 1	280 A Lafayette	8 3			221 A Drexel	3 7
				180 H Fairleigh Dickinson	0 1	280 A Lafayette	3 1			221 A Drexel	5 1
				102 A Albany (NY)	3 4	280 A Lafayette	1 0			237 A Norfolk St.	6 8
				102 A Albany (NY)	1 3	273 H Yale	10 2			246 H Bucknell	2 0
				280 A Lafayette	7 5	273 H Yale	8 0			246 H Bucknell	0 4

Non-Div. I Games:

Army



RPI	S	Opponent	Score	
246	H	Bucknell	1	0
246	H	Bucknell	5	4
250	N	Youngstown St.	10	3
254	H	Colgate	2	3
254	H	Colgate	2	7
254	H	Colgate	4	3
254	H	Colgate	5	3
258	A	Holy Cross	1	2
258	A	Holy Cross	3	1
258	A	Holy Cross	4	2
258	A	Holy Cross	2	7
261	H	Iona	3	2
272	N	Wagner	12	6
273	H	Yale	8	0
273	H	Yale	10	2
277	A	Rider	4	2
277	A	Rider	11	3
277	N	Rider	3	4
280	A	Lafayette	7	5
280	A	Lafayette	8	3
280	A	Lafayette	1	0
280	A	Lafayette	3	1
286	A	Saint Peter's	10	0
286	A	Saint Peter's	8	1

Army

A  
r  
m  
y

A  
r  
m  
y



[illegible]

**Non-Div. I Games:**

East Tenn. St.



Average RPI Win:	211	WON-LOST RECORD	WINNING PCT. RANK	LAST 10 GAMES		STRENGTH OF SCHEDULE	OPP. STRENGTH OF SCHEDULE	TEAM RPI	ADJ RPI	CONF. RPI	ADJ CONF. RPI
Average RPI Loss:	148										
DIV. I ONLY		29-24-0	.54717 120	6-4-0		267	185	191	.46415 195	26	26
DIV. I NON-CONF.		18-15-0	.54545 116	3-2-0		247	150	169	.47749 175	25	25
TOTALS	RPI 1-25	RPI 26-50		W-L RECORDS		RPI 51-100		RPI 101-150		RPI 150+	
29-24-0	0-1-0	0-1-0		OVERALL		2-5-0		1-8-0		26-9-0	
8-7-0	0-0-0	0-0-0		HOME		0-0-0		1-4-0		7-3-0	
10-12-0	0-0-0	0-1-0		AWAY		0-4-0		0-3-0		10-4-0	
11-5-0	0-1-0	0-0-0		NEUTRAL		2-1-0		0-1-0		9-2-0	
18-15-0	0-1-0	0-1-0		NON-CONFERENCE		2-5-0		0-3-0		16-5-0	
0-3-0	0-0-0	0-0-0		HOME		0-0-0		0-2-0		0-1-0	
7-7-0	0-0-0	0-0-		AWAY		0-4-0		0-0-0		7-2-0	
11-5-0	0-1-0	0-0-0		NEUTRAL		2-1-0		0-1-0		9-2-0	
11-9-0	0-0-0	0-0-0		CONFERENCE		0-0-0		1-5-0		10-4-0	
8-4-0	0-0-0	0-0-0		HOME		0-0-0		1-2-0		7-2-0	
3-5-0	0-0-0	0-0-0		AWAY		0-0-0		0-3-0		3-2-0	
0-0-0	0-0-0	0-0-0		NEUTRAL		0-0-0		0-0-0		0-0-0	
RPI S Opponent	Score	RPI S Opponent	Score	RPI S Opponent	Score	RPI S Opponent	Score	RPI S Opponent	Score		
9 N Tennessee	0 5	28 A Western Ky.	0 3	51 A FGCU	10 11	116 N Pittsburgh	5 7				
				85 A Stetson	3 4	131 A Loyola Chicago	1 9				
				85 A Stetson	1 5	131 A Loyola Chicago	0 7				
				87 N Central Ark.	7 3	131 A Loyola Chicago	2 6				
				89 N Maryland	0 4	142 H Bowling Green	0 5				
				94 N Iowa St.	4 2	142 H Bowling Green	3 6				
				100 A Purdue	2 4	148 H Ill.-Chicago	3 1				
						148 H Ill.-Chicago	0 10				
						148 H Ill.-Chicago	4 7				
						154 N Dayton	6 5				
						165 N Temple	9 0				
						168 H Western Ill.	8 10				
						180 N Fairleigh Dickinson	1 0				
						182 A Western Mich.	1 0				
						182 A Western Mich.	4 3				
						182 N Western Mich.	1 2				
						199 N Cornell	4 3				
						201 A Eastern Mich.	5 4				
						201 A Eastern Mich.	3 2				
						216 H Green Bay	2 3				
						216 H Green Bay	5 2				
						216 H Green Bay	11 3				
		LAST 10 GAMES				222 N Jackson St.	11 2				
		250 H Youngstown St.	2 3			224 H Wright St.	8 5				
		250 H Youngstown St.	3 0			224 H Wright St.	5 0				
		250 H Youngstown St.	6 5			224 H Wright St.	6 2				
		226 A IUPUI	5 4			225 A Belmont	1 2				
		226 A IUPUI	1 3								

**Non-Div. I Games:**

Valparaiso







Average RPI Win: 216		WON-LOST	WINNING	LAST 10	STRENGTH OF	OPP. STRENGTH	TEAM	ADJ	CONF.	ADJ CONF.		
Average RPI Loss: 143		RECORD	PCT. RANK	GAMES	SCHEDULE	OF SCHEDULE	RPI	RPI	RPI	RPI		
DIV. I ONLY		22-24-0	.47826	153	5-5-0	224	225	196	.46397	196	22	22
DIV. I NON-CONF.		11-15-0	.42308	183	0-0-0	248	238	230	.44276	224	22	22
<hr/>												
TOTALS		RPI 1-25	RPI 26-50		W-L RECORDS		RPI 51-100		RPI 101-150		RPI 150+	
22-24-0	0-0-0	0-0-0		OVERALL		2-6-0		1-5-0		19-13-0		
8-6-0	0-0-0	0-0-0		HOME		2-2-0		0-2-0		6-2-0		
7-9-0	0-0-0	0-0-0		AWAY		0-3-0		0-1-0		7-5-0		
7-9-0	0-0-0	0-0-0		NEUTRAL		0-1-0		1-2-0		6-6-0		
11-15-0	0-0-0	0-0-0		NON-CONFERENCE		0-4-0		1-3-0		10-8-0		
2-0-0	0-0-0	0-0-0		HOME		0-0-0		0-0-0		2-0-0		
2-6-0	0-0-0	0-0-		AWAY		0-3-0		0-1-0		2-2-0		
7-9-0	0-0-0	0-0-0		NEUTRAL		0-1-0		1-2-0		6-6-0		
11-9-0	0-0-0	0-0-0		CONFERENCE		2-2-0		0-2-0		9-5-0		
6-6-0	0-0-0	0-0-0		HOME		2-2-0		0-2-0		4-2-0		
5-3-0	0-0-0	0-0-0		AWAY		0-0-0		0-0-0		5-3-0		
0-0-0	0-0-0	0-0-0		NEUTRAL		0-0-0		0-0-0		0-0-0		
RPI	S	Opponent	Score	RPI	S	Opponent	Score	RPI	S	Opponent	Score	
						53 A Kennesaw St.	2 6	102 N Albany (NY)		0 4		
						62 A Ball St.	2 11	106 A Southern Ill.		0 9		
						68 H Saint Joseph's	4 5	128 N Lehigh		2 0		
						68 H Saint Joseph's	5 2	130 H Saint Louis		4 6		
						82 N Creighton	0 3	130 H Saint Louis		0 2		
						83 A Georgia Tech	4 24	136 N Northern Ill.		2 3		
						90 H Fordham	3 2	154 A Dayton		3 6		
						90 H Fordham	0 3	154 A Dayton		3 5		
								158 A George Washington		1 4		
								158 A George Washington		1 0		
								165 H Temple		2 5		
								165 H Temple		3 7		
								166 N Bradley		7 14		
								171 A Massachusetts		2 0		
								171 A Massachusetts		4 2		
								173 N Missouri St.		2 5		
								180 N Fairleigh Dickinson		3 0		
								193 N Army		2 0		
								201 N Eastern Mich.		1 6		
								201 N Eastern Mich.		0 8		
								203 N Akron		1 2		
								209 H Morehead St.		6 3		
								209 H Morehead St.		7 6		
								212 A Miami (OH)		2 6		
								212 A Miami (OH)		4 5		
								226 A IUPUI		5 1		
								226 N IUPUI		0 1		
				LAST 10 GAMES								
				265 A Rhode Island	6 2	130 H Saint Louis	0 2	209 H Morehead St.		7 6		
				265 A Rhode Island	8 1	165 H Temple	3 7	212 A Miami (OH)		2 6		
				171 A Massachusetts	2 0	165 H Temple	2 5	212 A Miami (OH)		4 5		
				171 A Massachusetts	4 2	68 H Saint Joseph's	4 5	226 A IUPUI		5 1		
				130 H Saint Louis	4 6	68 H Saint Joseph's	5 2	226 N IUPUI		0 1		

Non-Div. I Games:

Butler



RPI	S	Opponent	Score	
243	A	Tennessee St.	7	3
260	N	North Dakota	4	2
262	H	La Salle	15	1
262	H	La Salle	2	0
265	A	Rhode Island	8	1
265	A	Rhode Island	6	2
271	H	St. Bonaventure	6	3
271	H	St. Bonaventure	2	1
272	N	Wagner	6	2
286	N	Saint Peter's	3	0
289	N	Morgan St.	8	3

B  
u  
t  
l  
e  
r

B  
u  
t  
l  
e  
r

Butler



Average RPI Win: 195		WON-LOST RECORD		WINNING PCT. RANK		LAST 10 GAMES		STRENGTH OF SCHEDULE		OPP. STRENGTH OF SCHEDULE		TEAM RPI		ADJ RPI		CONF. RPI		ADJ CONF. RPI	
DIV. I ONLY		20-34-0		.37037 215		4-6-0		136		153		197		.46374 197		20		20	
DIV. I NON-CONF.		7-23-0		.23333 257		0-4-0		112		112		232		.44208 225		19		18	
TOTALS		RPI 1-25		RPI 26-50		W-L RECORDS		RPI 51-100		RPI 101-150		RPI 150+							
20-34-0		0-0-0		0-9-0		OVERALL		3-9-0		0-7-0		17-9-0							
7-10-0		0-0-0		0-1-0		HOME		0-3-0		0-6-0		7-0-0							
7-16-0		0-0-0		0-6-0		AWAY		3-4-0		0-0-0		4-6-0							
6-8-0		0-0-0		0-2-0		NEUTRAL		0-2-0		0-1-0		6-3-0							
7-23-0		0-0-0		0-9-0		NON-CONFERENCE		1-5-0		0-4-0		6-5-0							
0-5-0		0-0-0		0-1-0		HOME		0-1-0		0-3-0		0-0-0							
1-10-0		0-0-0		0-0-		AWAY		1-2-0		0-0-0		0-2-0							
6-8-0		0-0-0		0-2-0		NEUTRAL		0-2-0		0-1-0		6-3-0							
13-11-0		0-0-0		0-0-0		CONFERENCE		2-4-0		0-3-0		11-4-0							
7-5-0		0-0-0		0-0-0		HOME		0-2-0		0-3-0		7-0-0							
6-6-0		0-0-0		0-0-0		AWAY		2-2-0		0-0-0		4-4-0							
0-0-0		0-0-0		0-0-0		NEUTRAL		0-0-0		0-0-0		0-0-0							
RPI	S	Opponent	Score	RPI	S	Opponent	Score	RPI	S	Opponent	Score	RPI	S	Opponent	Score				
				30	A	Georgia	2 10	60	N	Ohio St.	2 5	112	H	Kent St.	3 4				
				30	A	Georgia	0 12	61	N	North Dakota St.	0 8	114	H	Campbell	4 11				
				30	A	Georgia	0 11	81	A	Longwood	4 8	114	H	Campbell	3 4				
				33	N	Iowa	0 10	81	H	Longwood	1 9	114	H	Campbell	8 9				
				37	A	Virginia Tech	1 2	81	H	Longwood	3 12	134	H	Binghamton	4 5				
				37	H	Virginia Tech	1 8	89	A	Maryland	4 3	134	H	Binghamton	6 16				
				39	A	North Carolina	3 7	90	A	Appalachian St.	3 11	134	N	Binghamton	3 4				
				39	A	North Carolina	1 7	90	A	Appalachian St.	1 2	157	H	Winthrop	4 2				
				40	N	South Carolina	0 9	95	A	Coastal Caro.	4 2	157	H	Winthrop	16 3				
								95	A	Coastal Caro.	4 1	157	H	Winthrop	4 3				
								95	A	Coastal Caro.	1 5	169	A	Charlotte	0 1				
								97	H	Marshall	1 5	169	A	Charlotte	4 5				
												186	N	LIU Brooklyn	11 0				
												190	N	St. John's (NY)	2 6				
												199	N	Cornell	7 5				
												207	A	Presbyterian	11 1				
												207	A	Presbyterian	6 1				
												207	A	Presbyterian	1 4				
												208	N	Boston College	3 4				
												214	A	Liberty	12 4				
												214	A	Liberty	0 7				
												214	H	Liberty	6 3				
												220	N	Quinnipiac	8 2				
												228	A	Gardner-Webb	0 1				
												228	A	Gardner-Webb	11 8				
												228	A	Gardner-Webb	0 5				
												228	A	Gardner-Webb	11 8				
												228	A	Gardner-Webb	0 5				
												228	A	Gardner-Webb	11 8				
												228	A	Gardner-Webb	0 5				
												228	A	Gardner-Webb	11 8				
												228	A	Gardner-Webb	0 5				
												228	A	Gardner-Webb	11 8				
												228	A	Gardner-Webb	0 5				
												228	A	Gardner-Webb	11 8				
												228	A	Gardner-Webb	0 5				
												228	A	Gardner-Webb	11 8				
												228	A	Gardner-Webb	0 5				
												228	A	Gardner-Webb	11 8				
												228	A	Gardner-Webb	0 5				
												228	A	Gardner-Webb	11 8				
												228	A	Gardner-Webb	0 5				
												228	A	Gardner-Webb	11 8				
												228	A	Gardner-Webb	0 5				
												228	A	Gardner-Webb	11 8				
												228	A	Gardner-Webb	0 5				
												228	A	Gardner-Webb	11 8				
												228	A	Gardner-Webb	0 5				
												228	A	Gardner-Webb	11 8				
												228	A	Gardner-Webb	0 5				
												228	A	Gardner-Webb	11 8				
												228	A	Gardner-Webb	0 5				
												228	A	Gardner-Webb	11 8				
												228	A	Gardner-Webb	0 5				
												228	A	Gardner-Webb	11 8				
												228	A	Gardner-Webb	0 5				
												228	A	Gardner-Webb	11 8				
												228	A	Gardner-Webb	0 5				
												228	A	Gardner-Webb	11 8				
												228	A	Gardner-Webb	0 5				
												228	A	Gardner-Webb	11 8				
												228	A	Gardner-Webb	0 5				
												228	A	Gardner-Webb	11 8				
												228	A	Gardner-Webb	0 5				
												228	A	Gardner-Webb	11 8				
												228	A	Gardner-Webb	0 5				
												228	A	Gardner-Webb	11 8				
												228	A	Gardner-Webb	0 5				
												228	A	Gardner-Webb	11 8				
												228	A	Gardner-Webb	0 5				
												228	A	Gardner-Webb	11 8				
												228	A	Gardner-Webb	0 5				
												228	A	Gardner-Webb	11 8				
												228	A	Gardner-Webb	0 5				
												228	A	Gardner-Webb	11 8				
												228	A	Gardner-Webb	0 5				
												228	A	Gardner-Webb	11 8				
												228	A	Gardner-Webb	0 5				
												228	A	Gardner-Webb	11 8				
												228	A	Gardner-Webb	0 5				
												228	A	Gardner-Webb	11 8				
												228	A	Gardner-Webb	0 5				
												228	A	Gardner-Webb	11 8				
												228	A	Gardner-Webb	0 5				
												228	A	Gardner-Webb	11 8				
												228	A	Gardner-Webb	0 5				
												228	A	Gardner-Webb	11 8				
												228	A	Gardner-Webb	0 5				
												228	A	Gardner-Webb	11 8				
												228	A	Gardner-Webb	0 5				
												228	A	Gardner-Webb	11 8				
												228	A	Gardner-Webb	0 5				
												228	A	Gardner-Webb	11 8				
												228	A	Gardner-Webb	0 5				
												228	A	Gardner-Webb	11 8				
												228	A	Gardner-Webb	0 5				
												228	A	Gardner-Webb	11 8				
												228	A	Gardner-Webb	0 5				
												228	A	Gardner-Webb	11 8				
												228	A	Gardner-Webb	0 5				
												228	A	Gardner-Webb	11 8				
												228	A	Gardner-Webb	0 5				
												228	A	Gardner-Webb	11 8				
												228	A	Gardner-Webb	0 5				
												228	A	Gardner-Webb	11 8				
												228	A	Gardner-Webb	0 5				
												228	A	Gardner-Webb	11 8				
												228	A						



RPI	S	Opponent	Score	
233	N	Indiana St.	8	9
234	H	Charleston So.	12	4
234	H	Charleston So.	8	1
234	H	Charleston So.	7	1
265	N	Rhode Island	5	2
272	N	Wagner	8	1

Radford

R  
a  
d  
f  
o  
r  
d

R  
a  
d  
f  
o  
r  
d



Average RPI Win:		207	WON-LOST RECORD		WINNING PCT. RANK		LAST 10 GAMES		STRENGTH OF SCHEDULE		OPP. STRENGTH OF SCHEDULE		TEAM RPI		ADJ RPI		CONF. RPI		ADJ CONF. RPI				
DIV. I ONLY			16-24-0		.4199		4-6-0		135		214		194		.46372		198		13				
DIV. I NON-CONF.			8-6-0		.57143		2-0-0		233		284		183		.47394		183		14				
TOTALS		RPI 1-25		RPI 26-50		W-L RECORDS		RPI 51-100		RPI 101-150		RPI 150+											
16-24-0		0-1-0		0-1-0		OVERALL		2-10-0		3-7-0		11-5-0											
8-10-0		0-0-0		0-0-0		HOME		2-4-0		3-4-0		3-2-0											
4-14-0		0-1-0		0-1-0		AWAY		0-6-0		0-3-0		4-3-0											
4-0-0		0-0-0		0-0-0		NEUTRAL		0-0-0		0-0-0		4-0-0											
8-6-0		0-1-0		0-1-0		NON-CONFERENCE		0-0-0		0-2-0		8-2-0											
3-4-0		0-0-0		0-0-0		HOME		0-0-0		0-2-0		3-2-0											
1-2-0		0-1-0		0-0-		AWAY		0-0-0		0-0-0		1-0-0											
4-0-0		0-0-0		0-0-0		NEUTRAL		0-0-0		0-0-0		4-0-0											
8-18-0		0-0-0		0-0-0		CONFERENCE		2-10-0		3-5-0		3-3-0											
5-6-0		0-0-0		0-0-0		HOME		2-4-0		3-2-0		0-0-0											
3-12-0		0-0-0		0-0-0		AWAY		0-6-0		0-3-0		3-3-0											
0-0-0		0-0-0		0-0-0		NEUTRAL		0-0-0		0-0-0		0-0-0											
RPI	S	Opponent		Score		RPI	S	Opponent		Score		RPI	S	Opponent		Score							
3	A	Texas		0 5		34	A	Houston		0 8		67	A	Sam Houston St.		2 8		138	A	Lamar			
												67	A	Sam Houston St.		4 5		138	A	Lamar			
												67	A	Sam Houston St.		4 5		138	A	Lamar			
												73	A	Northwestern St.		0 4		145	H	Southeastern La.			
												73	A	Northwestern St.		0 2		145	H	Southeastern La.			
												73	A	Northwestern St.		1 6		145	H	Southeastern La.			
												75	H	McNeese St.		0 2		146	H	Stephen F. Austin			
												75	H	McNeese St.		5 6		146	H	Stephen F. Austin			
												75	H	McNeese St.		3 5		150	H	UTSA			
												87	H	Central Ark.		5 11		150	H	UTSA			
												87	H	Central Ark.		5 1		159	N	Louisiana Tech			
												87	H	Central Ark.		13 3		174	A	Nicholls St.			
																		174	A	Nicholls St.			
																		174	A	Nicholls St.			
																		227	A	A&M-Corpus Christi			
																		227	A	A&M-Corpus Christi			
																		227	A	A&M-Corpus Christi			
																		245	A	Texas Southern			
																		245	H	Texas Southern			
																		246	H	Bucknell			
																		246	H	Bucknell			
																		275	N	Alcorn			
																		284	N	Southern U.			
																		284	N	Southern U.			
																		288	H	Prairie View			
																		288	H	Prairie View			
																		73	A	Northwestern St.			
																		73	A	Northwestern St.			
																		73	A	Northwestern St.			
LAST 10 GAMES																							
						138	A	Lamar		2 3		288	H	Prairie View		6 0		284	N	Southern U.			
						138	A	Lamar		3 4		288	H	Prairie View		14 4		284	N	Southern U.			
						138	A	Lamar		7 8		73	A	Northwestern St.		1 6		288	H	Prairie View			
						146	H	Stephen F. Austin		11 2		73	A	Northwestern St.		0 2		288	H	Prairie View			
						146	H	Stephen F. Austin		3 2		73	A	Northwestern St.		0 4							

Non-Div. I Games: Houston-Victoria 7 6 Houston-Victoria 6 9

Houston Baptist



Average RPI Win:	213	WON-LOST RECORD	WINNING PCT. RANK	LAST 10 GAMES	STRENGTH OF SCHEDULE	OPP. STRENGTH OF SCHEDULE	TEAM RPI	ADJ RPI	CONF. RPI	ADJ CONF. RPI					
DIV. I ONLY		19-29-0	.39583	204	2-6-0	149	231	203	.46358	199	25	25			
DIV. I NON-CONF.		11-17-0	.39286	201	1-3-0	147	214	194	.47034	191	27	27			
<hr/>															
TOTALS	RPI 1-25	RPI 26-50		W-L RECORDS		RPI 51-100		RPI 101-150		RPI 150+					
19-29-0	0-0-0	0-1-0		OVERALL		1-8-0		2-8-0		16-12-0					
4-10-0	0-0-0	0-0-0		HOME		0-0-0		1-5-0		3-5-0					
8-13-0	0-0-0	0-1-0		AWAY		1-5-0		0-2-0		7-5-0					
7-6-0	0-0-0	0-0-0		NEUTRAL		0-3-0		1-1-0		6-2-0					
<hr/>															
11-17-0	0-0-0	0-1-0		NON-CONFERENCE		1-8-0		1-5-0		9-3-0					
0-2-0	0-0-0	0-0-0		HOME		0-0-0		0-2-0		0-0-0					
4-9-0	0-0-0	0-0-		AWAY		1-5-0		0-2-0		3-1-0					
7-6-0	0-0-0	0-0-0		NEUTRAL		0-3-0		1-1-0		6-2-0					
<hr/>															
8-12-0	0-0-0	0-0-0		CONFERENCE		0-0-0		1-3-0		7-9-0					
4-8-0	0-0-0	0-0-0		HOME		0-0-0		1-3-0		3-5-0					
4-4-0	0-0-0	0-0-0		AWAY		0-0-0		0-0-0		4-4-0					
0-0-0	0-0-0	0-0-0		NEUTRAL		0-0-0		0-0-0		0-0-0					
<hr/>															
RPI	S	Opponent	Score	RPI	S	Opponent	Score	RPI	S	Opponent	Score	RPI	S	Opponent	Score
				43	A	South Fla.	0 5	71	A	Jacksonville	0 8	101	N	Robert Morris	3 2
								71	A	Jacksonville	4 5	102	A	Albany (NY)	4 6
								74	A	Syracuse	9 10	102	A	Albany (NY)	0 3
								74	A	Syracuse	3 2	107	H	Penn	2 6
								81	N	Longwood	0 8	107	H	Penn	10 9
								81	N	Longwood	1 8	107	H	Penn	0 13
								85	A	Stetson	6 7	107	H	Penn	5 6
								85	A	Stetson	3 10	134	H	Binghamton	0 7
								93	N	Monmouth	1 2	134	H	Binghamton	0 1
												143	N	Rutgers	1 9
												156	H	Princeton	1 3
												156	H	Princeton	2 11
												156	H	Princeton	1 0
												156	H	Princeton	5 7
												189	A	Dartmouth	10 9
												189	A	Dartmouth	2 6
												195	N	Valparaiso	3 4
												197	N	Radford	5 7
												208	N	Boston College	8 6
												210	A	Harvard	10 7
												210	A	Harvard	2 11
				LAST 10 GAMES								217	A	George Mason	3 0
				134	H	Binghamton	0 7	156	H	Princeton	2 11	217	A	George Mason	1 6
				134	H	Binghamton	0 1	156	H	Princeton	1 3	220	N	Quinnipiac	12 5
				74	A	Syracuse	3 2	156	H	Princeton	5 7	240	A	Bethune-Cookman	6 3
				74	A	Syracuse	9 10	107	H	Penn	5 6	240	A	Bethune-Cookman	7 3
				156	H	Princeton	1 0	107	H	Penn	2 6	242	A	Columbia	6 0

Non-Div. I Games: Ithaca 9 2 Ithaca 4 0

Cornell



RPI	S	Opponent	Score	
242	A	Columbia	7	5
242	A	Columbia	2	3
242	A	Columbia	0	7
253	N	Manhattan	16	6
253	N	Manhattan	4	3
270	H	Brown	8	5
270	H	Brown	9	6
273	H	Yale	5	7
273	H	Yale	2	7
277	N	Rider	6	5
277	N	Rider	9	1

Cornell

C  
o  
r  
n  
e  
l  
l

C  
o  
r  
n  
e  
l  
l



Average RPI Win:		158	WON-LOST RECORD		WINNING PCT. RANK		LAST 10 GAMES		STRENGTH OF SCHEDULE		OPP. STRENGTH OF SCHEDULE		TEAM RPI		ADJ RPI		CONF. RPI		ADJ CONF. RPI	
DIV. I ONLY			15-34-0		.30612	249	2-8-0		108		105		206		.46344	200	21		21	
DIV. I NON-CONF.			5-20-0		.2	264	0-2-0		34		7		192		.47282	187	17		17	
TOTALS		RPI 1-25		RPI 26-50		W-L RECORDS		RPI 51-100		RPI 101-150		RPI 150+								
15-34-0		0-6-0		1-5-0		OVERALL		0-2-0		8-15-0		6-6-0								
9-11-0		0-1-0		1-1-0		HOME		0-0-0		4-5-0		4-4-0								
5-14-0		0-4-0		0-0-0		AWAY		0-0-0		3-8-0		2-2-0								
1-9-0		0-1-0		0-4-0		NEUTRAL		0-2-0		1-2-0		0-0-0								
5-20-0		0-6-0		1-5-0		NON-CONFERENCE		0-2-0		4-7-0		0-0-0								
3-5-0		0-1-0		1-1-0		HOME		0-0-0		2-3-0		0-0-0								
1-6-0		0-4-0		0-0-		AWAY		0-0-0		1-2-0		0-0-0								
1-9-0		0-1-0		0-4-0		NEUTRAL		0-2-0		1-2-0		0-0-0								
10-14-0		0-0-0		0-0-0		CONFERENCE		0-0-0		4-8-0		6-6-0								
6-6-0		0-0-0		0-0-0		HOME		0-0-0		2-2-0		4-4-0								
4-8-0		0-0-0		0-0-0		AWAY		0-0-0		2-6-0		2-2-0								
0-0-0		0-0-0		0-0-0		NEUTRAL		0-0-0		0-0-0		0-0-0								
RPI	S	Opponent		Score		RPI	S	Opponent		Score		RPI	S	Opponent		Score				
16	N	Texas A&M		1	7	26	N	Wisconsin		4	11	58	N	Long Beach St.		1	5			
18	A	Stanford		0	7	33	N	Iowa		3	5	75	N	McNeese St.		2	4			
18	A	Stanford		0	12	35	H	Oregon St.		3	13			BYU		1	4			
19	A	UCLA		0	8	35	H	Oregon St.		10	7			BYU		5	8			
19	A	UCLA		0	14	35	N	Oregon St.		0	8			BYU		3	1			
22	H	Hawaii		1	8	41	N	Northwestern		0	5			BYU		6	13			
														Cal Poly		0	2			
														Cal Poly		4	3			
														UC Davis		0	2			
														UC Davis		2	3			
														UC Davis		2	0			
														Utah Valley		1	7			
														Utah Valley		1	10			
														Utah Valley		2	0			
														Utah Valley		1	3			
														Loyola Marymount		6	2			
														Loyola Marymount		6	7			
														Loyola Marymount		2	0			
														Loyola Marymount		0	7			
														Cal St. Northridge		2	4			
														Cal St. Northridge		3	2			
														Cal St. Northridge		0	8			
														Cal St. Northridge		1	2			
														St. Mary's (CA)		3	2			
														St. Mary's (CA)		0	3			
														St. Mary's (CA)		3	6			
														St. Mary's (CA)		1	2			
														St. Mary's (CA)		3	2			
														St. Mary's (CA)		1	2			
														St. Mary's (CA)		1	2			
														St. Mary's (CA)		1	2			
														St. Mary's (CA)		1	2			
														St. Mary's (CA)		1	2			
														St. Mary's (CA)		1	2			
														St. Mary's (CA)		1	2			
														St. Mary's (CA)		1	2			
														St. Mary's (CA)		1	2			
														St. Mary's (CA)		1	2			
														St. Mary's (CA)		1	2			
														St. Mary's (CA)		1	2			
														St. Mary's (CA)		1	2			
														St. Mary's (CA)		1	2			
														St. Mary's (CA)		1	2			
														St. Mary's (CA)		1	2			
														St. Mary's (CA)		1	2			
														St. Mary's (CA)		1	2			
														St. Mary's (CA)		1	2			
														St. Mary's (CA)		1	2			
														St. Mary's (CA)		1	2			
														St. Mary's (CA)		1	2			
														St. Mary's (CA)		1	2			
														St. Mary's (CA)		1	2			
														St. Mary's (CA)		1	2			
														St. Mary's (CA)		1	2			
														St. Mary's (CA)		1	2			

Non-Div. I Games:

CSU Bakersfield



RPI	S	Opponent	Score	
202	A	San Diego	0	5
202	A	San Diego	3	2
202	A	San Diego	2	3
202	A	San Diego	2	0
257	H	Santa Clara	3	1
257	H	Santa Clara	5	4
257	H	Santa Clara	4	2
257	H	Santa Clara	3	6

CSU Bakersfield



Average RPI Win:		176	WON-LOST RECORD		WINNING PCT. RANK		LAST 10 GAMES		STRENGTH OF SCHEDULE		OPP. STRENGTH OF SCHEDULE		TEAM RPI		ADJ RPI		CONF. RPI		ADJ CONF. RPI	
DIV. I ONLY			17-33-1		.34314 229		5-5-0		111		176		201		.46321 201		19		19	
DIV. I NON-CONF.			10-18-1		.36207 208		0-2-0		60		175		153		.4873 154		18		19	
TOTALS		RPI 1-25		RPI 26-50		W-L RECORDS		RPI 51-100		RPI 101-150		RPI 150+								
17-33-1		0-1-0		0-5-0		OVERALL		4-8-0		2-9-0		11-10-1								
7-11-1		0-0-0		0-0-0		HOME		1-0-0		1-5-0		5-6-1								
3-17-0		0-1-0		0-1-0		AWAY		1-7-0		0-4-0		2-4-0								
7-5-0		0-0-0		0-4-0		NEUTRAL		2-1-0		1-0-0		4-0-0								
10-18-1		0-1-0		0-5-0		NON-CONFERENCE		3-7-0		1-2-0		6-3-1								
2-3-1		0-0-0		0-0-0		HOME		0-0-0		0-0-0		2-3-1								
1-11-0		0-1-0		0-0-		AWAY		1-7-0		0-2-0		0-0-0								
7-4-0		0-0-0		0-4-0		NEUTRAL		2-0-0		1-0-0		4-0-0								
7-15-0		0-0-0		0-0-0		CONFERENCE		1-1-0		1-7-0		5-7-0								
5-8-0		0-0-0		0-0-0		HOME		1-0-0		1-5-0		3-3-0								
2-6-0		0-0-0		0-0-0		AWAY		0-0-0		0-2-0		2-4-0								
0-1-0		0-0-0		0-0-0		NEUTRAL		0-1-0		0-0-0		0-0-0								
RPI	S	Opponent		Score		RPI	S	Opponent		Score		RPI	S	Opponent		Score				
14	A	Louisville		1	6	26	N	Wisconsin		0	9	53	A	Kennesaw St.		0	7			
						26	N	Wisconsin		2	7	53	A	Kennesaw St.		5	6			
						39	N	North Carolina		2	10	62	H	Ball St.		6	4			
						42	A	Notre Dame		3	5	62	N	Ball St.		1	9			
						50	N	Kansas		0	10	71	N	Jacksonville		8	0			
												77	A	FIU		1	4			
												77	A	FIU		5	4			
												83	A	Georgia Tech		0	12			
												96	A	Michigan St.		0	3			
												96	N	Michigan St.		6	4			
												98	A	IPFW		4	5			
												98	A	IPFW		2	10			

**Non-Div. I Games:**

Eastern Mich.



**E  
a  
s  
t  
e  
r  
n  
M  
i  
c  
h  
.**

1  
4  
8  
1  
6  
1  
1  
1  
6  
1

Eastern Mich.



Average RPI Win:		190	WON-LOST RECORD		WINNING PCT. RANK		LAST 10 GAMES		STRENGTH OF SCHEDULE		OPP. STRENGTH OF SCHEDULE		TEAM RPI		ADJ RPI		CONF. RPI		ADJ CONF. RPI	
DIV. I ONLY			24-29-0		.45283 167		4-6-0		216		196		198		.46289 202		21		21	
DIV. I NON-CONF.			15-14-0		.51724 129		0-0-0		171		195		146		.49309 148		17		17	
TOTALS		RPI 1-25		RPI 26-50		W-L RECORDS		RPI 51-100		RPI 101-150		RPI 150+								
24-29-0		0-2-0		0-2-0		OVERALL		1-1-0		6-15-0		17-9-0								
9-17-0		0-1-0		0-1-0		HOME		1-1-0		2-10-0		6-4-0								
6-10-0		0-0-0		0-1-0		AWAY		0-0-0		1-4-0		5-5-0								
9-2-0		0-1-0		0-0-0		NEUTRAL		0-0-0		3-1-0		6-0-0								
15-14-0		0-2-0		0-2-0		NON-CONFERENCE		1-1-0		3-6-0		11-3-0								
5-9-0		0-1-0		0-1-0		HOME		1-1-0		0-4-0		4-2-0								
1-3-0		0-0-0		0-0-		AWAY		0-0-0		0-1-0		1-1-0								
9-2-0		0-1-0		0-0-0		NEUTRAL		0-0-0		3-1-0		6-0-0								
9-15-0		0-0-0		0-0-0		CONFERENCE		0-0-0		3-9-0		6-6-0								
4-8-0		0-0-0		0-0-0		HOME		0-0-0		2-6-0		2-2-0								
5-7-0		0-0-0		0-0-0		AWAY		0-0-0		1-3-0		4-4-0								
0-0-0		0-0-0		0-0-0		NEUTRAL		0-0-0		0-0-0		0-0-0								
RPI	S	Opponent		Score		RPI	S	Opponent		Score		RPI	S	Opponent		Score				
10	N	Missouri		0	5	48	A	San Diego St.		1	3	75	H	McNeese St.		2	0			
19	H	UCLA		0	8	48	H	San Diego St.		1	4	75	H	McNeese St.		1	3			
												108	A	UC Santa Barbara		2	3			
												108	H	UC Santa Barbara		4	5			
												110	H	Fresno St.		1	8			
												110	N	Fresno St.		2	1			
												110	N	Fresno St.		8	7			
												117	H	BYU		1	2			
												117	H	BYU		0	5			
												117	H	BYU		0	3			
												117	H	BYU		1	9			
												126	H	Utah Valley		3	4			
												126	H	Utah Valley		5	1			
												126	H	Utah Valley		3	2			
												126	H	Utah Valley		0	1			
												129	H	Boise St.		3	5			
												129	N	Boise St.		8	6			
129	N	Boise St.		0	1															
132	A	Loyola Marymount		1	2															
132	A	Loyola Marymount		2	4															
132	A	Loyola Marymount		1	3															
132	A	Loyola Marymount		6	3															
133	H	New Mexico		1	2															
164	A	St. Mary's (CA)		4	1															
164	A	St. Mary's (CA)		0	2															
164	A	St. Mary's (CA)		4	2															
164	A	St. Mary's (CA)		1	4															
177	N	Fairfield		3	2															
188	H	Bryant		0	1															
LAST 10 GAMES																				
257 A Santa Clara						4	5	132 A Loyola Marymount						6	3					
257 A Santa Clara						6	0	132 A Loyola Marymount						2	4					
257 A Santa Clara						0	1	132 A Loyola Marymount						1	2					
257 A Santa Clara						1	0	126 H Utah Valley						5	1					
132 A Loyola Marymount						1	3	126 H Utah Valley						3	4					

Non-Div. I Games:

San Diego



RPI	S	Opponent	Score	
188	N	Bryant	5	1
200	H	CSU Bakersfield	5	0
200	H	CSU Bakersfield	2	3
200	H	CSU Bakersfield	0	2
200	H	CSU Bakersfield	3	2
210	N	Harvard	2	1
213	N	Marist	3	2
215	A	UC Riverside	1	4
215	A	UC Riverside	5	0
219	N	Buffalo	6	0
247	H	Utah St.	4	3
251	H	South Dakota St.	5	1
251	H	South Dakota St.	0	1
251	H	South Dakota St.	3	1
257	A	Santa Clara	4	5
257	A	Santa Clara	0	1
257	A	Santa Clara	1	0
257	A	Santa Clara	6	0
261	H	Iona	10	4
267	N	Weber St.	2	0

San Diego

S  
a  
n  
D  
i  
e  
g  
o

S  
a  
n  
D  
i  
e  
g  
o



Average RPI Win: 196		WON-LOST	WINNING	LAST 10	STRENGTH OF	OPP. STRENGTH	TEAM	ADJ	CONF.	ADJ CONF.					
Average RPI Loss: 151		RECORD	PCT. RANK	GAMES	SCHEDULE	OF SCHEDULE	RPI	RPI	RPI	RPI					
DIV. I ONLY		23-28-0	.45098	171	5-5-0	205	211	195	.46267	203	19	19			
DIV. I NON-CONF.		15-14-0	.51724	129	1-1-0	199	231	166	.4816	169	18	19			
<hr/>															
TOTALS		RPI 1-25		RPI 26-50		W-L RECORDS		RPI 51-100		RPI 101-150		RPI 150+			
23-28-0		0-0-0		1-1-0		OVERALL		0-3-0		3-10-0		19-14-0			
3-10-0		0-0-0		0-0-0		HOME		0-2-0		0-2-0		3-6-0			
10-10-0		0-0-0		1-0-0		AWAY		0-1-0		1-6-0		8-3-0			
10-8-0		0-0-0		0-1-0		NEUTRAL		0-0-0		2-2-0		8-5-0			
15-14-0		0-0-0		1-1-0		NON-CONFERENCE		0-1-0		2-3-0		12-9-0			
1-2-0		0-0-0		0-0-0		HOME		0-0-0		0-0-0		1-2-0			
4-4-0		0-0-0		1-0-		AWAY		0-1-0		0-1-0		3-2-0			
10-8-0		0-0-0		0-1-0		NEUTRAL		0-0-0		2-2-0		8-5-0			
8-14-0		0-0-0		0-0-0		CONFERENCE		0-2-0		1-7-0		7-5-0			
2-8-0		0-0-0		0-0-0		HOME		0-2-0		0-2-0		2-4-0			
6-6-0		0-0-0		0-0-0		AWAY		0-0-0		1-5-0		5-1-0			
0-0-0		0-0-0		0-0-0		NEUTRAL		0-0-0		0-0-0		0-0-0			
RPI	S	Opponent	Score	RPI	S	Opponent	Score	RPI	S	Opponent	Score				
				36	N	James Madison	2 3	62	H	Ball St.	6 11	104	A	Col. of Charleston	0 5
				49	A	Georgia St.	2 0	62	H	Ball St.	0 5	107	N	Penn	7 2
								84	A	Ga. Southern	4 6	112	A	Kent St.	1 2
												112	A	Kent St.	3 5
												115	H	Central Mich.	2 3
												115	H	Central Mich.	1 12
												123	N	Troy	3 6
												128	N	Lehigh	0 4
												136	A	Northern Ill.	7 5
												136	A	Northern Ill.	0 3
												137	N	South Dakota	5 1
												142	A	Bowling Green	0 3
												142	A	Bowling Green	0 2
												154	H	Dayton	3 4
												155	N	Towson	7 5
												158	A	George Washington	4 7
												158	A	George Washington	7 9
												179	N	Tennessee Tech	1 3
												179	N	Tennessee Tech	9 2
												180	N	Fairleigh Dickinson	1 3
												182	A	Western Mich.	4 2
												182	A	Western Mich.	5 0
												183	H	Ohio	2 4
												183	H	Ohio	0 6
												190	N	St. John's (NY)	0 6
												190	N	St. John's (NY)	14 1
												190	N	St. John's (NY)	4 2
LAST 10 GAMES				LAST 10 GAMES				LAST 10 GAMES				LAST 10 GAMES			
				201	H	Eastern Mich.	2 0	244	H	Saint Francis (PA)	2 6	183	H	Ohio	2 4
				201	H	Eastern Mich.	3 4	182	A	Western Mich.	4 2	183	H	Ohio	0 6
				115	H	Central Mich.	2 3	182	A	Western Mich.	5 0	190	N	St. John's (NY)	0 6
				115	H	Central Mich.	1 12	136	A	Northern Ill.	0 3	190	N	St. John's (NY)	14 1
				244	H	Saint Francis (PA)	10 4	136	A	Northern Ill.	7 5	190	N	St. John's (NY)	4 2

Non-Div. I Games:

Akron



RPI	S	Opponent	Score
194	N	East Tenn. St.	3 2
196	N	Butler	2 1
201	H	Eastern Mich.	2 0
201	H	Eastern Mich.	3 4
212	H	Miami (OH)	8 1
212	H	Miami (OH)	6 7
219	A	Buffalo	3 2
219	A	Buffalo	10 1
230	A	Cleveland St.	3 2
230	A	Cleveland St.	5 4
231	N	Northern Colo.	2 10
235	N	Sacred Heart	1 3
244	H	Saint Francis (PA)	10 4
244	H	Saint Francis (PA)	2 6
258	N	Holy Cross	9 5
259	A	Toledo	15 5
259	A	Toledo	2 6
260	N	North Dakota	8 3
268	A	Niagara	4 1

Akron



Average RPI Win: 246		WON-LOST	WINNING	LAST 10	STRENGTH OF		OPP. STRENGTH	TEAM	ADJ		CONF.	ADJ CONF.				
Average RPI Loss: 144		RECORD	PCT. RANK	GAMES	SCHEDULE		OF SCHEDULE	RPI	RPI		RPI	RPI				
DIV. I ONLY		29-23-0	.55769	113	8-2-0		260	276	202	.45939	204	31	31			
DIV. I NON-CONF.		13-21-0	.38235	204	1-1-0		174	216	208	.45559	208	31	31			
TOTALS		RPI 1-25	RPI 26-50		W-L RECORDS		RPI 51-100		RPI 101-150		RPI 150+					
29-23-0		0-1-0	0-2-0		OVERALL		0-4-0		3-4-0		26-12-0					
11-4-0		0-0-0	0-0-0		HOME		0-0-0		2-2-0		9-2-0					
12-10-0		0-1-0	0-0-0		AWAY		0-2-0		1-1-0		11-6-0					
6-9-0		0-0-0	0-2-0		NEUTRAL		0-2-0		0-1-0		6-4-0					
13-21-0		0-1-0	0-2-0		NON-CONFERENCE		0-4-0		3-4-0		10-10-0					
4-2-0		0-0-0	0-0-0		HOME		0-0-0		2-2-0		2-0-0					
3-10-0		0-1-0	0-0-		AWAY		0-2-0		1-1-0		2-6-0					
6-9-0		0-0-0	0-2-0		NEUTRAL		0-2-0		0-1-0		6-4-0					
16-2-0		0-0-0	0-0-0		CONFERENCE		0-0-0		0-0-0		16-2-0					
7-2-0		0-0-0	0-0-0		HOME		0-0-0		0-0-0		7-2-0					
9-0-0		0-0-0	0-0-0		AWAY		0-0-0		0-0-0		9-0-0					
0-0-0		0-0-0	0-0-0		NEUTRAL		0-0-0		0-0-0		0-0-0					
RPI	S	Opponent	Score		RPI	S	Opponent	Score		RPI	S	Opponent	Score			
5	A	LSU	3	9	27	N	Tulsa	0	3	89	A	Maryland	6	14		
					39	N	North Carolina	0	10	89	A	Maryland	5	13		
										98	N	IPFW	1	6		
										100	N	Purdue	0	4		
												113	H	Delaware	1	2
												114	H	Campbell	4	3
												114	H	Campbell	4	9
												115	N	Central Mich.	6	8
												124	H	Central Conn. St.	4	2
												133	A	New Mexico	3	11
												133	A	New Mexico	7	2
												155	A	Towson	4	6
												155	A	Towson	4	5
												156	N	Princeton	5	6
												156	N	Princeton	5	4
												162	N	Georgetown	1	6
												165	N	Temple	5	1
												165	N	Temple	8	4
												166	N	Bradley	4	15
												187	A	Elon	2	8
												214	A	Liberty	10	8
												214	A	Liberty	1	10
												217	A	George Mason	2	10
												217	A	George Mason	1	3
												237	H	Norfolk St.	3	1
												237	H	Norfolk St.	2	5
												237	H	Norfolk St.	4	1
												243	N	Tennessee St.	1	2
												248	H	Siena	4	3
												252	N	Mississippi Val.	7	0
												256	H	Canisius	4	1
LAST 10 GAMES				237 H Norfolk St.				2	5	278 H Coppin St.				9	1	
				237 H Norfolk St.				3	1	114 H Campbell				4	3	
				237 H Norfolk St.				4	1	114 H Campbell				4	9	
				278 H Coppin St.				3	2	283 A UMES				7	2	
				278 H Coppin St.				3	2	283 A UMES				5	3	

Non-Div. I Games: Miles 7 4

Hampton



RPI	S	Opponent	Score	
274	H	Delaware St.	6	2
274	H	Delaware St.	7	0
274	H	Delaware St.	2	3
278	H	Coppin St.	3	2
278	H	Coppin St.	9	1
278	H	Coppin St.	3	2
281	A	UMBC	14	0
283	A	UMES	10	6
283	A	UMES	5	3
283	A	UMES	7	2
286	N	Saint Peter's	10	0
287	N	Grambling	8	4
289	A	Morgan St.	9	6
289	A	Morgan St.	11	0
289	A	Morgan St.	13	2
290	A	Howard	10	1
290	A	Howard	18	1
290	A	Howard	9	6

Hampton

H  
a  
m  
p  
t  
o  
n

H  
a  
m  
p  
t  
o  
n



# Seattle

See at the

Seattle



RPI	S	Opponent	Score	
241	N	Southern Utah	6	4
247	H	Utah St.	8	0
247	H	Utah St.	2	1
247	H	Utah St.	3	1
251	N	South Dakota St.	0	8
251	N	South Dakota St.	8	2
267	N	Weber St.	5	0
273	H	Yale	6	1
273	N	Yale	6	2

Seattle

S  
e  
a  
t  
t  
l  
e

S  
e  
a  
t  
t  
l  
e



Average RPI Win: 207		WON-LOST	WINNING	LAST 10	STRENGTH OF		OPP. STRENGTH	TEAM	ADJ		CONF.	ADJ CONF.			
Average RPI Loss: 112		RECORD	PCT. RANK	GAMES	SCHEDULE		OF SCHEDULE	RPI	RPI		RPI	RPI			
DIV. I ONLY		16-26-0	.38095	210	5-5-0		157	178	207		.45841	206	17	17	
DIV. I NON-CONF.		7-9-0	.4375	174	0-0-0		250	151	216		.45156	214	20	20	
TOTALS		RPI 1-25	RPI 26-50		W-L RECORDS		RPI 51-100		RPI 101-150		RPI 150+				
16-26-0		0-1-0	0-1-0		OVERALL		0-14-0		2-3-0		14-7-0				
9-10-0		0-0-0	0-0-0		HOME		0-10-0		2-0-0		7-0-0				
4-13-0		0-1-0	0-0-0		AWAY		0-4-0		0-2-0		4-6-0				
3-3-0		0-0-0	0-1-0		NEUTRAL		0-0-0		0-1-0		3-1-0				
7-9-0		0-1-0	0-1-0		NON-CONFERENCE		0-3-0		2-1-0		5-3-0				
4-2-0		0-0-0	0-0-0		HOME		0-2-0		2-0-0		2-0-0				
0-4-0		0-1-0	0-0-		AWAY		0-1-0		0-0-0		0-2-0				
3-3-0		0-0-0	0-1-0		NEUTRAL		0-0-0		0-1-0		3-1-0				
9-17-0		0-0-0	0-0-0		CONFERENCE		0-11-0		0-2-0		9-4-0				
5-8-0		0-0-0	0-0-0		HOME		0-8-0		0-0-0		5-0-0				
4-9-0		0-0-0	0-0-0		AWAY		0-3-0		0-2-0		4-4-0				
0-0-0		0-0-0	0-0-0		NEUTRAL		0-0-0		0-0-0		0-0-0				
RPI S	Opponent	Score		RPI S	Opponent	Score		RPI S	Opponent	Score		RPI S	Opponent	Score	
14 A	Louisville	0	12	46 N	Illinois St.	2	8	57 H	Lipscomb	0	15	106 H	Southern Ill.	11	7
								57 H	Lipscomb	6	8	106 H	Southern Ill.	8	2
								65 H	Eastern Ill.	2	6	120 N	Furman	1	3
								65 H	Eastern Ill.	0	6	125 A	Murray St.	9	10
								65 H	Eastern Ill.	1	7	125 A	Murray St.	4	6
								66 A	Auburn	1	9	163 A	Jacksonville St.	4	2
								69 H	SIU Edwardsville	2	8	163 A	Jacksonville St.	0	6
								69 H	SIU Edwardsville	5	8	179 A	Tennessee Tech	7	4
								69 H	SIU Edwardsville	4	8	179 A	Tennessee Tech	0	7
								86 A	UT Martin	2	5	193 N	Army	3	10
								86 A	UT Martin	5	8	194 N	East Tenn. St.	5	0
								86 A	UT Martin	3	4	209 H	Morehead St.	10	5
								92 H	Eastern Ky.	1	6	209 H	Morehead St.	3	2
								92 H	Eastern Ky.	1	3	212 N	Miami (OH)	4	3
												212 N	Miami (OH)	5	1
												218 A	Middle Tenn.	2	3
												218 A	Middle Tenn.	5	7
												225 A	Belmont	3	1
												225 A	Belmont	9	5
												232 H	Southeast Mo. St.	6	5
												232 H	Southeast Mo. St.	6	0
												232 H	Southeast Mo. St.	4	1
												243 A	Tennessee St.	0	5
												243 A	Tennessee St.	0	5
												225 A	Belmont	9	5
												225 A	Belmont	3	1
												285 H	Alabama A&M	6	0
												285 H	Alabama A&M	6	2
												179 A	Tennessee Tech	0	7
LAST 10 GAMES															

Non-Div. I Games: Trevecca Nazarene 18 6 Trevecca Nazarene 4 1

Austin Peay



Average RPI Win:		178	WON-LOST RECORD		WINNING PCT. RANK		LAST 10 GAMES		STRENGTH OF SCHEDULE		OPP. STRENGTH OF SCHEDULE		TEAM RPI		ADJ RPI		CONF. RPI		ADJ CONF. RPI	
DIV. I ONLY			22-30-0		.42308 186		3-7-0		218		170		211		.45604 207		20		20	
DIV. I NON-CONF.			15-14-0		.51724 129		1-1-0		223		167		171		.47939 172		19		18	
TOTALS		RPI 1-25		RPI 26-50		W-L RECORDS		RPI 51-100		RPI 101-150		RPI 150+								
22-30-0		0-2-0		2-4-0		OVERALL		2-5-0		2-3-0		16-16-0								
6-11-0		0-0-0		0-0-0		HOME		0-0-0		2-3-0		4-8-0								
9-14-0		0-2-0		1-2-0		AWAY		2-4-0		0-0-0		6-6-0								
7-5-0		0-0-0		1-2-0		NEUTRAL		0-1-0		0-0-0		6-2-0								
15-14-0		0-2-0		2-4-0		NON-CONFERENCE		0-1-0		1-1-0		12-6-0								
4-3-0		0-0-0		0-0-0		HOME		0-0-0		1-1-0		3-2-0								
4-6-0		0-2-0		1-0-		AWAY		0-0-0		0-0-0		3-2-0								
7-5-0		0-0-0		1-2-0		NEUTRAL		0-1-0		0-0-0		6-2-0								
7-16-0		0-0-0		0-0-0		CONFERENCE		2-4-0		1-2-0		4-10-0								
2-8-0		0-0-0		0-0-0		HOME		0-0-0		1-2-0		1-6-0								
5-8-0		0-0-0		0-0-0		AWAY		2-4-0		0-0-0		3-4-0								
0-0-0		0-0-0		0-0-0		NEUTRAL		0-0-0		0-0-0		0-0-0								
RPI	S	Opponent		Score		RPI	S	Opponent		Score		RPI	S	Opponent		Score				
2	A	Florida		0	11	26	N	Wisconsin		5	3	81	A	Longwood		6	2			
21	A	Florida St.		0	8	26	N	Wisconsin		0	8	81	A	Longwood		4	2			
						40	A	South Carolina		5	10	81	A	Longwood		2	4			
						42	N	Notre Dame		5	8	88	N	Drake		1	9			
						47	A	USC Upstate		1	9	95	A	Coastal Caro.		2	6			
						49	A	Georgia St.		16	15	95	A	Coastal Caro.		1	5			
												95	A	Coastal Caro.		2	14			

**Non-Div. I Games:**

Presbyterian



RPI	S	Opponent	Score	
234	H	Charleston So.	6	7
236	N	UNC Wilmington	5	4
236	N	UNC Wilmington	3	7
239	N	Florida A&M	8	0
249	N	Mt. St. Mary's	5	2
263	N	Oakland	5	13
279	A	N.C. A&T	0	6
279	A	N.C. A&T	12	2
282	A	N.C. Central	9	1
290	N	Howard	12	1

Presbyterian

P  
r  
e  
s  
b  
y  
t  
e  
r  
i  
a  
n

P  
r  
e  
s  
b  
y  
t  
e  
r  
i  
a  
n



Average RPI Win:		181	WON-LOST RECORD		WINNING PCT. RANK	LAST 10 GAMES	STRENGTH OF SCHEDULE		OPP. STRENGTH OF SCHEDULE	TEAM RPI	ADJ RPI	CONF. RPI	ADJ CONF. RPI
Average RPI Loss:		96											
DIV. I ONLY			14-37-0		.27451	258	3-7-0		100	87	209	.45568	208
DIV. I NON-CONF.			12-18-0		.4	194	3-1-0		176	192	199	.46251	199
TOTALS		RPI 1-25	RPI 26-50		W-L RECORDS		RPI 51-100		RPI 101-150		RPI 150+		
14-37-0		0-5-0	0-10-0		OVERALL		2-7-0		2-4-0		10-11-0		
3-13-0		0-0-0	0-6-0		HOME		0-3-0		0-0-0		3-4-0		
5-13-0		0-3-0	0-3-0		AWAY		1-2-0		2-3-0		2-2-0		
6-11-0		0-2-0	0-1-0		NEUTRAL		1-2-0		0-1-0		5-5-0		
12-18-0		0-2-0	0-1-0		NON-CONFERENCE		1-2-0		1-2-0		10-11-0		
3-4-0		0-0-0	0-0-0		HOME		0-0-0		0-0-0		3-4-0		
3-3-0		0-0-0	0-0-0		AWAY		0-0-0		1-1-0		2-2-0		
6-11-0		0-2-0	0-1-0		NEUTRAL		1-2-0		0-1-0		5-5-0		
2-19-0		0-3-0	0-9-0		CONFERENCE		1-5-0		1-2-0		0-0-0		
0-9-0		0-0-0	0-6-0		HOME		0-3-0		0-0-0		0-0-0		
2-10-0		0-3-0	0-3-0		AWAY		1-2-0		1-2-0		0-0-0		
0-0-0		0-0-0	0-0-0		NEUTRAL		0-0-0		0-0-0		0-0-0		
RPI S	Opponent	Score	RPI S	Opponent	Score	RPI S	Opponent	Score	RPI S	Opponent	Score		
4 N	Oregon	0 8	37 H	Virginia Tech	4 5	69 N	SIU Edwardsville	4 5	105 A	Virginia	2 3		
7 N	Michigan	2 14	37 H	Virginia Tech	3 11	74 N	Syracuse	0 10	105 A	Virginia	3 2		
21 A	Florida St.	0 10	37 H	Virginia Tech	1 4	81 N	Longwood	5 2	105 A	Virginia	1 4		
21 A	Florida St.	3 7	39 A	North Carolina	4 10	83 H	Georgia Tech	3 12	118 A	Connecticut	4 6		
21 A	Florida St.	0 4	39 A	North Carolina	4 10	83 H	Georgia Tech	5 10	135 A	Chattanooga	6 1		
			39 A	North Carolina	0 5	83 H	Georgia Tech	3 12	143 N	Rutgers	6 15		
			42 N	Notre Dame	3 14	89 A	Maryland	1 10	151 H	Providence	4 7		
			45 H	North Carolina St.	3 14	89 A	Maryland	8 6	162 N	Georgetown	5 6		
			45 H	North Carolina St.	3 10	89 A	Maryland	0 6	165 N	Temple	4 6		
			45 H	North Carolina St.	2 16				171 A	Massachusetts	7 8		
									171 H	Massachusetts	4 7		
									173 N	Missouri St.	7 10		
									183 N	Ohio	6 8		
									185 A	Boston U.	1 3		
									185 H	Boston U.	2 7		
									186 N	LIU Brooklyn	7 4		
									188 A	Bryant	4 3		
									188 H	Bryant	11 2		
									189 A	Dartmouth	19 6		
									197 N	Radford	4 3		
									199 N	Cornell	6 8		
									210 H	Harvard	6 4		
									212 N	Miami (OH)	6 5		
									238 H	Hartford	10 2		
									254 N	Colgate	7 5		
									259 N	Toledo	13 4		
									269 H	Maine	5 11		
LAST 10 GAMES													
			83 H	Georgia Tech	3 12	45 H	North Carolina St.	3 14					
			83 H	Georgia Tech	3 12	45 H	North Carolina St.	2 16					
			83 H	Georgia Tech	5 10	45 H	North Carolina St.	3 10					
			188 H	Bryant	11 2	210 H	Harvard	6 4					
			118 A	Connecticut	4 6	238 H	Hartford	10 2					

Non-Div. I Games:

Boston College



Average RPI Win:	200	WON-LOST	WINNING	LAST 10	STRENGTH OF	OPP. STRENGTH	TEAM	ADJ	CONF.	ADJ CONF.	
Average RPI Loss:	149	RECORD	PCT. RANK	GAMES	SCHEDULE	OF SCHEDULE	RPI	RPI	RPI	RPI	
DIV. I ONLY	22-23-0	.48889	144	5-5-0	247	208	204	.45517	209	17	17
DIV. I NON-CONF.	12-9-0	.57143	98	0-1-0	287	223	217	.44586	220	20	20
<hr/>											
TOTALS	RPI 1-25	RPI 26-50		W-L RECORDS		RPI 51-100		RPI 101-150		RPI 150+	
22-23-0	0-0-0	0-0-0		OVERALL		1-10-0		3-2-0		18-11-0	
9-8-0	0-0-0	0-0-0		HOME		0-5-0		0-0-0		9-3-0	
8-12-0	0-0-0	0-0-0		AWAY		1-5-0		2-1-0		5-6-0	
5-3-0	0-0-0	0-0-0		NEUTRAL		0-0-0		1-1-0		4-2-0	
12-9-0	0-0-0	0-0-0		NON-CONFERENCE		0-3-0		2-1-0		10-5-0	
3-2-0	0-0-0	0-0-0		HOME		0-1-0		0-0-0		3-1-0	
4-4-0	0-0-0	0-0-		AWAY		0-2-0		1-0-0		3-2-0	
5-3-0	0-0-0	0-0-0		NEUTRAL		0-0-0		1-1-0		4-2-0	
10-14-0	0-0-0	0-0-0		CONFERENCE		1-7-0		1-1-0		8-6-0	
6-6-0	0-0-0	0-0-0		HOME		0-4-0		0-0-0		6-2-0	
4-8-0	0-0-0	0-0-0		AWAY		1-3-0		1-1-0		2-4-0	
0-0-0	0-0-0	0-0-0		NEUTRAL		0-0-0		0-0-0		0-0-0	
RPI	S	Opponent	Score	RPI	S	Opponent	Score	RPI	S	Opponent	Score
						65 H Eastern Ill.	1 3	114 A Campbell			1 0
						65 H Eastern Ill.	0 3	118 N Connecticut			4 6
						69 H SIU Edwardsville	4 9	125 A Murray St.			9 2
						69 H SIU Edwardsville	2 5	125 A Murray St.			4 9
						77 A FIU	3 6	134 N Binghamton			2 1
						77 A FIU	5 6	163 H Jacksonville St.			12 4
						86 A UT Martin	3 5	163 H Jacksonville St.			7 1
						86 A UT Martin	4 0	163 H Jacksonville St.			6 7
						92 A Eastern Ky.	3 4	169 A Charlotte			9 1
						92 A Eastern Ky.	1 3	179 H Tennessee Tech			5 6
						97 H Marshall	1 5	179 H Tennessee Tech			4 2
								196 A Butler			6 7
								196 A Butler			3 6
								206 A Austin Peay			5 10
								206 A Austin Peay			2 3
								212 A Miami (OH)			7 4
								212 A Miami (OH)			10 6
								221 N Drexel			8 5
								223 H Northern Ky.			8 5
								223 H Northern Ky.			3 0
								223 N Northern Ky.			8 6
								225 H Belmont			5 4
								225 H Belmont			3 0
								225 H Belmont			3 2
								228 N Gardner-Webb			5 9
								232 A Southeast Mo. St.			4 5
								232 A Southeast Mo. St.			7 6
								232 A Southeast Mo. St.			4 5
								232 A Southeast Mo. St.			7 6

Non-Div. I Games: Shawnee St. 6 0 Shawnee St. 2 0

Morehead St.



RPI	S	Opponent	Score	
237	N	Norfolk St.	11	1
243	A	Tennessee St.	6	8
243	A	Tennessee St.	5	1
276	H	Detroit	4	7
276	H	Detroit	5	1
281	N	UMBC	4	7
281	N	UMBC	7	1

Morehead St.

M  
o  
r  
e  
h  
e  
a  
d  
s  
t  
.

M  
o  
r  
e  
h  
e  
a  
d  
s  
t  
.



Average RPI Win: 219		WON-LOST	WINNING	LAST 10	STRENGTH OF		OPP. STRENGTH	TEAM	ADJ		CONF.	ADJ CONF.
Average RPI Loss: 151		RECORD	PCT. RANK	GAMES	SCHEDULE		OF SCHEDULE	RPI	RPI		RPI	RPI
DIV. I ONLY		21-22-0	.48837	145	5-5-0		257	213	215		.45463	210
DIV. I NON-CONF.		10-14-0	.41667	188	2-1-0		256	163	226		.4439	221
TOTALS		RPI 1-25	RPI 26-50		W-L RECORDS		RPI 51-100		RPI 101-150		RPI 150+	
21-22-0		0-0-0	0-0-0		OVERALL		1-6-0		2-3-0		18-13-0	
11-5-0		0-0-0	0-0-0		HOME		0-0-0		0-0-0		11-5-0	
6-9-0		0-0-0	0-0-0		AWAY		0-2-0		1-3-0		5-4-0	
4-8-0		0-0-0	0-0-0		NEUTRAL		1-4-0		1-0-0		2-4-0	
10-14-0		0-0-0	0-0-0		NON-CONFERENCE		1-6-0		2-1-0		7-7-0	
5-1-0		0-0-0	0-0-0		HOME		0-0-0		0-0-0		5-1-0	
1-5-0		0-0-0	0-0-		AWAY		0-2-0		1-1-0		0-2-0	
4-8-0		0-0-0	0-0-0		NEUTRAL		1-4-0		1-0-0		2-4-0	
11-8-0		0-0-0	0-0-0		CONFERENCE		0-0-0		0-2-0		11-6-0	
6-4-0		0-0-0	0-0-0		HOME		0-0-0		0-0-0		6-4-0	
5-4-0		0-0-0	0-0-0		AWAY		0-0-0		0-2-0		5-2-0	
0-0-0		0-0-0	0-0-0		NEUTRAL		0-0-0		0-0-0		0-0-0	
RPI S	Opponent	Score	RPI S	Opponent	Score	RPI S	Opponent	Score	RPI S	Opponent	Score	
						58 N	Long Beach St.	2 3	103 N	Colorado St.	4 3	
						59 N	San Jose St.	2 9	107 A	Penn	2 7	
						62 N	Ball St.	7 6	107 A	Penn	3 6	
						71 N	Jacksonville	1 5	121 A	Fla. Atlantic	3 2	
						74 A	Syracuse	4 5	132 A	Loyola Marymount	7 8	
						74 A	Syracuse	2 6	151 H	Providence	3 5	
						96 N	Michigan St.	0 1	156 H	Princeton	1 4	
									156 H	Princeton	11 3	
									157 A	Winthrop	4 5	
									168 N	Western Ill.	1 9	
									185 H	Boston U.	2 1	
									189 A	Dartmouth	1 7	
									189 A	Dartmouth	4 1	
									189 H	Dartmouth	1 13	
									189 H	Dartmouth	4 5	
									199 H	Cornell	11 2	
									199 H	Cornell	7 10	
									201 N	Eastern Mich.	1 3	
									202 N	San Diego	1 2	
									208 A	Boston College	4 6	
									212 N	Miami (OH)	7 2	
									220 H	Quinnipiac	9 4	
									220 H	Quinnipiac	11 6	
						189 H	Dartmouth	4 5	242 A	Columbia	3 1	
						189 H	Dartmouth	1 13	242 A	Columbia	4 1	
						189 A	Dartmouth	4 1	242 A	Columbia	4 1	
						189 A	Dartmouth	1 7	265 H	Rhode Island	11 1	
						208 A	Boston College	4 6	265 H	Rhode Island	2 1	
LAST 10 GAMES						270 A	Brown	4 5	270 A	Brown	4 0	
						270 A	Brown	3 1	270 A	Brown	3 1	
						220 H	Quinnipiac	9 4	265 H	Rhode Island	11 1	
						220 H	Quinnipiac	11 6	265 H	Rhode Island	2 1	

Non-Div. I Games:

Harvard



RPI	S	Opponent	Score	
270	A	Brown	3	1
270	A	Brown	4	5
270	A	Brown	4	0
273	H	Yale	12	3
273	H	Yale	5	3
273	H	Yale	7	4
273	H	Yale	4	2
274	N	Delaware St.	4	5
279	N	N.C. A&T	5	1

Harvard

H  
a  
r  
v  
a  
r  
d

H  
a  
r  
v  
a  
r  
d



Average RPI Win:		180	WON-LOST RECORD		WINNING PCT. RANK		LAST 10 GAMES		STRENGTH OF SCHEDULE		OPP. STRENGTH OF SCHEDULE		TEAM RPI		ADJ RPI		CONF. RPI		ADJ CONF. RPI				
DIV. I ONLY			19-34-0		.35849	221		4-6-0		154		149		208		.45387	211		14		14		
DIV. I NON-CONF.			10-19-0		.34483	219		0-1-0		200		168		227		.44035	227		15		15		
TOTALS		RPI 1-25		RPI 26-50		W-L RECORDS		RPI 51-100		RPI 101-150		RPI 150+											
19-34-0		0-2-0		0-5-0		OVERALL		3-4-0		3-11-0		13-12-0											
7-12-0		0-0-0		0-0-0		HOME		3-3-0		0-6-0		4-3-0											
6-14-0		0-2-0		0-5-0		AWAY		0-1-0		3-3-0		3-3-0											
6-8-0		0-0-0		0-0-0		NEUTRAL		0-0-0		0-2-0		6-6-0											
10-19-0		0-2-0		0-5-0		NON-CONFERENCE		0-1-0		0-2-0		10-9-0											
4-3-0		0-0-0		0-0-0		HOME		0-0-0		0-0-0		4-3-0											
0-8-0		0-2-0		0-0-		AWAY		0-1-0		0-0-0		0-0-0											
6-8-0		0-0-0		0-0-0		NEUTRAL		0-0-0		0-2-0		6-6-0											
9-15-0		0-0-0		0-0-0		CONFERENCE		3-3-0		3-9-0		3-3-0											
3-9-0		0-0-0		0-0-0		HOME		3-3-0		0-6-0		0-0-0											
6-6-0		0-0-0		0-0-0		AWAY		0-0-0		3-3-0		3-3-0											
0-0-0		0-0-0		0-0-0		NEUTRAL		0-0-0		0-0-0		0-0-0											
RPI	S	Opponent		Score		RPI	S	Opponent		Score		RPI	S	Opponent		Score		RPI	S	Opponent		Score	
2	A	Florida		0	5	30	A	Georgia		0	12	84	H	Ga. Southern		7	2	101	N	Robert Morris		7	9
9	A	Tennessee		2	11	30	A	Georgia		0	9	84	H	Ga. Southern		5	2	102	N	Albany (NY)		2	5
						47	A	USC Upstate		1	9	84	H	Ga. Southern		0	4	104	A	Col. of Charleston		1	2
						47	A	USC Upstate		0	9	90	H	Appalachian St.		4	5	104	A	Col. of Charleston		3	1
						47	A	USC Upstate		0	1	90	H	Appalachian St.		1	6	104	A	Col. of Charleston		1	9
												90	H	Appalachian St.		13	4	111	H	UNC Greensboro		1	11
												95	A	Coastal Caro.		0	4	111	H	UNC Greensboro		1	5
																		111	H	UNC Greensboro		3	7
																		120	A	Furman		5	4
																		120	A	Furman		0	3
																		120	A	Furman		1	0
																		135	H	Chattanooga		1	10
																		135	H	Chattanooga		5	7
																		135	H	Chattanooga		8	11
																		157	H	Winthrop		8	7
																		157	H	Winthrop		5	7
																		178	A	Samford		6	2
																		178	A	Samford		1	5
																		178	A	Samford		1	0
																		184	N	Wichita St.		0	4
																		184	N	Wichita St.		5	8
																		187	A	Elon		1	4
																		187	A	Elon		2	1
																		187	A	Elon		1	7
																		192	N	UMKC		2	6
																		194	H	East Tenn. St.		0	3
																		194	H	East Tenn. St.		8	1
LAST 10 GAMES																							
						104	A	Col. of Charleston		3	1	84	H	Ga. Southern		0	4	187	A	Elon		2	1
						104	A	Col. of Charleston		1	9	84	H	Ga. Southern		7	2	187	A	Elon		1	7
						104	A	Col. of Charleston		1	2	187	A	Elon		1	4	192	N	UMKC		2	6
						207	H	Presbyterian		4	5	187	A	Elon		1	7	194	H	East Tenn. St.		0	3
						84	H	Ga. Southern		5	2	187	A	Elon		2	1	194	H	East Tenn. St.		8	1

Non-Div. I Games:

Western Caro.



RPI	S	Opponent	Score	
207	H	Presbyterian	4	5
221	N	Drexel	3	2
221	N	Drexel	5	6
228	H	Gardner-Webb	8	1
228	H	Gardner-Webb	8	7
234	N	Charleston So.	3	0
234	N	Charleston So.	2	0
235	N	Sacred Heart	0	2
236	N	UNC Wilmington	4	1
255	N	Savannah St.	1	2
269	N	Maine	5	4
282	N	N.C. Central	13	2

Western Caro.

W  
e  
s  
t  
e  
r  
n  
C  
a  
r  
o  
.

W  
e  
s  
t  
e  
r  
n  
C  
a  
r  
o  
.



Average RPI Win: 169		WON-LOST	WINNING	LAST 10	STRENGTH OF		OPP. STRENGTH	TEAM	ADJ		CONF.	ADJ CONF.			
Average RPI Loss: 141		RECORD	PCT. RANK	GAMES	SCHEDULE		OF SCHEDULE	RPI	RPI		RPI	RPI			
DIV. I ONLY		19-32-0	.37255	213	2-8-0		179	158	214		.45214	212			
DIV. I NON-CONF.		7-22-0	.24138	256	0-2-0		177	141	247		.4243	244			
TOTALS		RPI 1-25	RPI 26-50		W-L RECORDS		RPI 51-100		RPI 101-150		RPI 150+				
19-32-0		0-2-0	0-2-0		OVERALL		2-7-0		6-6-0		11-15-0				
6-6-0		0-0-0	0-0-0		HOME		0-0-0		2-2-0		4-4-0				
9-13-0		0-1-0	0-1-0		AWAY		1-3-0		2-3-0		6-5-0				
4-13-0		0-1-0	0-1-0		NEUTRAL		1-4-0		2-1-0		1-6-0				
7-22-0		0-2-0	0-2-0		NON-CONFERENCE		1-6-0		2-2-0		4-10-0				
2-2-0		0-0-0	0-0-0		HOME		0-0-0		0-0-0		2-2-0				
1-7-0		0-1-0	0-0-		AWAY		0-2-0		0-1-0		1-2-0				
4-13-0		0-1-0	0-1-0		NEUTRAL		1-4-0		2-1-0		1-6-0				
12-10-0		0-0-0	0-0-0		CONFERENCE		1-1-0		4-4-0		7-5-0				
4-4-0		0-0-0	0-0-0		HOME		0-0-0		2-2-0		2-2-0				
8-6-0		0-0-0	0-0-0		AWAY		1-1-0		2-2-0		5-3-0				
0-0-0		0-0-0	0-0-0		NEUTRAL		0-0-0		0-0-0		0-0-0				
RPI S	Opponent	Score		RPI S	Opponent	Score		RPI S	Opponent	Score		RPI S	Opponent	Score	
7 N	Michigan	0	2	46 N	Illinois St.	1	16	57 N	Lipscomb	9	11	103 N	Colorado St.	3	2
14 A	Louisville	1	9	48 A	San Diego St.	0	13	58 N	Long Beach St.	2	4	112 H	Kent St.	0	2
								62 A	Ball St.	3	1	112 H	Kent St.	2	3
								62 A	Ball St.	0	6	115 A	Central Mich.	2	4
								83 A	Georgia Tech	8	10	115 A	Central Mich.	2	0
								83 A	Georgia Tech	4	6	135 A	Chattanooga	6	10
								92 N	Eastern Ky.	2	10	136 H	Northern Ill.	5	4
								97 N	Marshall	8	2	136 H	Northern Ill.	5	2
								97 N	Marshall	6	11	140 N	Texas-Arlington	4	3
												142 A	Bowling Green	1	5
												142 A	Bowling Green	3	2
												149 N	Indiana	0	10
												161 N	Seton Hall	5	6
												179 N	Tennessee Tech	9	6
												182 H	Western Mich.	5	1
												182 H	Western Mich.	2	15
												183 A	Ohio	1	0
												183 A	Ohio	11	5
												196 H	Butler	6	2
												196 H	Butler	5	4
												201 A	Eastern Mich.	4	8
												201 A	Eastern Mich.	2	4
												203 A	Akron	7	6
												203 A	Akron	1	8
												206 N	Austin Peay	1	5
												206 N	Austin Peay	3	4
												208 N	Boston College	5	6
				LAST 10 GAMES											
				219 H	Buffalo	0	2	224 A	Wright St.	2	3				
				219 H	Buffalo	7	5	115 A	Central Mich.	2	0				
				112 H	Kent St.	0	2	115 A	Central Mich.	2	4				
				112 H	Kent St.	2	3	201 A	Eastern Mich.	4	8				
				224 A	Wright St.	1	2	201 A	Eastern Mich.	2	4				

Non-Div. I Games:

Miami (OH)



Miami (OH)



Average RPI Win: 249		WON-LOST RECORD	WINNING PCT. RANK	LAST 10 GAMES	STRENGTH OF SCHEDULE	OPP. STRENGTH OF SCHEDULE	TEAM RPI	ADJ RPI		CONF. RPI	ADJ CONF. RPI
Average RPI Loss: 169											
DIV. I ONLY		27-24-0	.52941 124	7-3-0	259	265	210	.45128	213	29	29
DIV. I NON-CONF.		17-18-0	.48571 149	4-0-0	222	258	198	.45836	203	29	29
<hr/>											
TOTALS		RPI 1-25	RPI 26-50		W-L RECORDS		RPI 51-100		RPI 101-150		RPI 150+
27-24-0		0-2-0	0-0-0		OVERALL		0-3-0		0-5-0		27-14-0
11-4-0		0-0-0	0-0-0		HOME		0-0-0		0-0-0		11-4-0
12-13-0		0-2-0	0-0-0		AWAY		0-0-0		0-3-0		12-8-0
4-7-0		0-0-0	0-0-0		NEUTRAL		0-3-0		0-2-0		4-2-0
17-18-0		0-2-0	0-0-0		NON-CONFERENCE		0-3-0		0-5-0		17-8-0
6-1-0		0-0-0	0-0-0		HOME		0-0-0		0-0-0		6-1-0
7-10-0		0-2-0	0-0-		AWAY		0-0-0		0-3-0		7-5-0
4-7-0		0-0-0	0-0-0		NEUTRAL		0-3-0		0-2-0		4-2-0
10-6-0		0-0-0	0-0-0		CONFERENCE		0-0-0		0-0-0		10-6-0
5-3-0		0-0-0	0-0-0		HOME		0-0-0		0-0-0		5-3-0
5-3-0		0-0-0	0-0-0		AWAY		0-0-0		0-0-0		5-3-0
0-0-0		0-0-0	0-0-0		NEUTRAL		0-0-0		0-0-0		0-0-0
RPI	S	Opponent		Score		RPI	S	Opponent		Score	
23	A	Hofstra		0 1		56	N	Texas Tech		0 6	
23	A	Hofstra		3 9		59	N	San Jose St.		0 4	
						62	N	Ball St.		5 15	
								103	A	Colorado St. 0 17	
								109	N	UNLV 0 1	
								113	N	Delaware 3 5	
								117	A	BYU 6 11	
								126	A	Utah Valley 3 4	
								161	A	Seton Hall 4 5	
								161	A	Seton Hall 4 3	
								177	H	Fairfield 3 1	
								177	H	Fairfield 3 2	
								188	N	Bryant 3 5	
								193	A	Army 1 0	
								193	A	Army 0 3	
								193	N	Army 10 1	
								202	N	San Diego 2 3	
								237	A	Norfolk St. 11 2	
								237	A	Norfolk St. 6 8	
								238	H	Hartford 5 2	
								238	H	Hartford 12 1	
								242	A	Columbia 1 3	
								242	A	Columbia 1 3	
								242	N	Columbia 8 0	
								248	H	Siena 4 6	
								248	H	Siena 5 15	
								253	A	Manhattan 2 7	
								253	A	Manhattan 8 0	
								254	H	Colgate 1 3	
								254	H	Colgate 7 2	
<hr/>											
LAST 10 GAMES											
248 H		Siena		5	15	286 A Saint Peter's		17	0	248 H Siena 5 15	
248 H		Siena		4	6	286 A Saint Peter's		11	3	253 A Manhattan 2 7	
238 H		Hartford		12	1	253 A Manhattan		2	7	253 A Manhattan 8 0	
238 H		Hartford		5	2	253 A Manhattan		8	0	254 H Colgate 1 3	
273 H		Yale		6	0	258 A Holy Cross		8	0	254 H Colgate 7 2	

Non-Div. I Games:

Marist



RPI	S	Opponent	Score	
256	A	Canisius	10	2
256	A	Canisius	4	6
258	A	Holy Cross	8	0
258	A	Holy Cross	8	4
261	H	Iona	4	12
261	H	Iona	5	4
265	N	Rhode Island	7	0
265	N	Rhode Island	6	0
268	A	Niagara	2	3
268	A	Niagara	7	5
273	H	Yale	6	0
277	H	Rider	4	3
277	H	Rider	8	5
278	A	Coppin St.	8	2
280	H	Lafayette	8	0
280	H	Lafayette	5	2
281	A	UMBC	7	6
286	A	Saint Peter's	17	0
286	A	Saint Peter's	11	3

Marist

M  
a  
r  
i  
s  
t

M  
a  
r  
i  
s  
t



Liberty

Liberty



RPI	S	Opponent	Score	
228	H	Gardner-Webb	13	5
228	H	Gardner-Webb	3	1
234	A	Charleston So.	15	4
234	A	Charleston So.	0	11
234	A	Charleston So.	4	6
236	N	UNC Wilmington	1	3
253	H	Manhattan	7	0
269	N	Maine	4	3
282	A	N.C. Central	16	3
282	A	N.C. Central	4	1
282	A	N.C. Central	8	4

Liberty

L  
i  
b  
e  
r  
t  
y

L  
i  
b  
e  
r  
t  
y



Average RPI Win:		199	WON-LOST RECORD		WINNING PCT. RANK		LAST 10 GAMES		STRENGTH OF SCHEDULE		OPP. STRENGTH OF SCHEDULE		TEAM RPI		ADJ RPI		CONF. RPI		ADJ CONF. RPI					
Average RPI Loss:		98																						
DIV. I ONLY			19-33-0		.36538 217		3-7-0		208		86		217		.44974 215		10		7					
DIV. I NON-CONF.			16-15-0		.51613 135		0-0-0		259		144		193		.46748 195		9		7					
TOTALS		RPI 1-25		RPI 26-50		W-L RECORDS		RPI 51-100		RPI 101-150		RPI 150+												
19-33-0		0-6-0		1-2-0		OVERALL		0-9-0		3-10-0		15-6-0												
15-14-0		0-0-0		1-0-0		HOME		0-6-0		3-6-0		11-2-0												
0-12-0		0-3-0		0-2-0		AWAY		0-3-0		0-4-0		0-0-0												
4-7-0		0-3-0		0-0-0		NEUTRAL		0-0-0		0-0-0		4-4-0												
16-15-0		0-3-0		1-2-0		NON-CONFERENCE		0-0-0		0-4-0		15-6-0												
12-5-0		0-0-0		1-0-0		HOME		0-0-0		0-3-0		11-2-0												
0-3-0		0-0-0		0-0-		AWAY		0-0-0		0-1-0		0-0-0												
4-7-0		0-3-0		0-0-0		NEUTRAL		0-0-0		0-0-0		4-4-0												
3-18-0		0-3-0		0-0-0		CONFERENCE		0-9-0		3-6-0		0-0-0												
3-9-0		0-0-0		0-0-0		HOME		0-6-0		3-3-0		0-0-0												
0-9-0		0-3-0		0-0-0		AWAY		0-3-0		0-3-0		0-0-0												
0-0-0		0-0-0		0-0-0		NEUTRAL		0-0-0		0-0-0		0-0-0												
RPI	S	Opponent		Score		RPI	S	Opponent		Score		RPI	S	Opponent		Score		RPI	S	Opponent		Score		
1	N	Oklahoma		0	7	29	A	Arizona		2	12	54	H	Cal St. Fullerton		0	11	110	A	Fresno St.		3	7	
8	N	Kentucky		3	11	48	A	San Diego St.		1	9	54	H	Cal St. Fullerton		1	3	119	H	Cal Poly		3	2	
13	N	Washington		0	8	48	H	San Diego St.		6	5	54	H	Cal St. Fullerton		1	4	119	H	Cal Poly		0	2	
22	A	Hawaii		0	16							58	H	Long Beach St.		2	10	119	H	Cal Poly		8	0	
22	A	Hawaii		1	8							58	H	Long Beach St.		11	14	121	H	UC Davis		0	1	
22	A	Hawaii		2	12							58	H	Long Beach St.		2	6	121	H	UC Davis		1	3	
												70	A	Pacific		1	6	121	H	UC Davis		8	5	
												70	A	Pacific		2	6	129	H	Boise St.		2	4	
												70	A	Pacific		4	6	136	H	Northern Ill.		0	7	
																		136	H	Northern Ill.		1	5	
																		139	A	Cal St. Northridge		1	5	
																		139	A	Cal St. Northridge		3	12	
																		139	A	Cal St. Northridge		5	8	
																		167	N	Portland St.		3	11	
																		167	N	Portland St.		1	0	
																		176	N	Southern Miss.		10	2	
																		185	N	Boston U.		6	7	
																		185	N	Boston U.		2	0	
																		191	N	Sacramento St.		2	1	
																		202	H	San Diego		4	1	
																		202	H	San Diego		0	5	
																		219	H	Buffalo		4	3	
																		219	H	Buffalo		5	1	
																		226	H	IUPUI		5	6	
																		229	N	UTEP		3	5	
																		229	N	UTEP		1	9	
																		240	H	Bethune-Cookman		8	5	
LAST 10 GAMES																								
139		A	Cal St. Northridge		3	12	119		H	Cal Poly		8	0	219		H	Buffalo		5	1				
139		A	Cal St. Northridge		1	5	54		H	Cal St. Fullerton		1	4	226		H	IUPUI		5	6				
139		A	Cal St. Northridge		5	8	121		H	UC Davis		0	1	229		N	UTEP		3	5				
119		H	Cal Poly		3	2	121		H	UC Davis		8	5	229		N	UTEP		1	9				
119		H	Cal Poly		0	2	121		H	UC Davis		1	3	240		H	Bethune-Cookman		8	5				

Non-Div. I Games:

UC Riverside



RPI	S	Opponent	Score	
240	H	Bethune-Cookman	12	4
241	H	Southern Utah	2	1
241	H	Southern Utah	9	1
261	H	Iona	6	2
261	H	Iona	8	5
267	H	Weber St.	7	5
267	H	Weber St.	4	3

U  
C  
R  
i  
v  
e  
r  
s  
i  
d  
e

U  
C  
R  
i  
v  
e  
r  
s  
i  
d  
e

UC Riverside



[illegible]

**Non-Div. I Games:**

Green Bay



RPI	S	Opponent	Score	
276	H	Detroit	5	4
277	N	Rider	16	1
277	N	Rider	6	5

Green Bay

G  
r  
e  
e  
n  
B  
a  
y

G  
r  
e  
e  
n  
B  
a  
y



Average RPI Win:		211	WON-LOST RECORD		WINNING PCT. RANK		LAST 10 GAMES		STRENGTH OF SCHEDULE		OPP. STRENGTH OF SCHEDULE		TEAM RPI		ADJ RPI		CONF. RPI		ADJ CONF. RPI				
DIV. I ONLY			18-37-0		.32727	239	3-7-0		114		202		212		.44696	217	12		12				
DIV. I NON-CONF.			12-22-0		.35294	211	0-2-0		182		255		228		.43486	235	12		13				
TOTALS		RPI 1-25		RPI 26-50			W-L RECORDS			RPI 51-100			RPI 101-150			RPI 150+							
18-37-0		1-2-0		0-7-0			OVERALL			1-7-0			1-10-0			15-11-0							
15-24-0		1-2-0		0-0-0			HOME			1-7-0			1-8-0			12-7-0							
2-11-0		0-0-0		0-0-0			AWAY			0-0-0			0-0-0			2-0-0							
1-2-0		0-0-0		0-0-0			NEUTRAL			0-0-0			0-2-0			1-0-0							
12-22-0		0-0-0		0-1-0			NON-CONFERENCE			1-7-0			1-7-0			10-7-0							
9-18-0		0-0-0		0-0-0			HOME			1-7-0			1-5-0			7-6-0							
2-2-0		0-0-0		0-0-			AWAY			0-0-0			0-0-0			2-1-0							
1-2-0		0-0-0		0-0-0			NEUTRAL			0-0-0			0-2-0			1-0-0							
6-15-0		1-2-0		0-6-0			CONFERENCE			0-0-0			0-3-0			5-4-0							
6-6-0		1-2-0		0-0-0			HOME			0-0-0			0-3-0			5-1-0							
0-9-0		0-0-0		0-6-0			AWAY			0-0-0			0-0-0			0-3-0							
0-0-0		0-0-0		0-0-0			NEUTRAL			0-0-0			0-0-0			0-0-0							
RPI	S	Opponent		Score		RPI	S	Opponent		Score		RPI	S	Opponent		Score		RPI	S	Opponent		Score	
23	H	Hofstra		2	1	36	A	James Madison		2	3	60	H	Ohio St.		0	10	105	H	Virginia		3	15
23	H	Hofstra		0	3	36	A	James Madison		0	4	60	H	Ohio St.		2	5	105	H	Virginia		0	8
23	H	Hofstra		0	2	36	A	James Madison		0	8	81	H	Longwood		2	10	111	N	UNC Greensboro		1	2
						47	A	USC Upstate		0	8	81	H	Longwood		1	4	111	N	UNC Greensboro		4	5
						49	A	Georgia St.		0	5	89	H	Maryland		8	3	113	H	Delaware		1	4
						49	A	Georgia St.		4	7	89	H	Maryland		3	4	113	H	Delaware		0	4
						49	A	Georgia St.		1	2	93	H	Monmouth		1	3	113	H	Delaware		0	2
												93	H	Monmouth		5	6	116	H	Pittsburgh		0	7
																		143	H	Rutgers		3	8
																		143	H	Rutgers		3	0
																		143	H	Rutgers		2	7
																		155	A	Towson		6	7
																		155	A	Towson		1	2
																		155	A	Towson		1	2
																		157	N	Winthrop		3	1
																		162	H	Georgetown		2	5
																		199	H	Cornell		6	1
																		199	H	Cornell		0	3
																		204	H	Hampton		3	1
																		204	H	Hampton		10	2
																		221	H	Drexel		2	0
																		221	H	Drexel		1	0
																		221	H	Drexel		1	0
																		234	A	Charleston So.		2	1
																		234	A	Charleston So.		4	6
																		236	H	UNC Wilmington		2	8
																		236	H	UNC Wilmington		2	1
LAST 10 GAMES																							
						221	H	Drexel		1	0	155	A	Towson		6	7	221	H	Drexel		1	0
						221	H	Drexel		2	0	237	H	Norfolk St.		0	2	234	A	Charleston So.		2	1
						221	H	Drexel		1	0	237	H	Norfolk St.		3	4	234	A	Charleston So.		4	6
						155	A	Towson		1	2	23	H	Hofstra		0	3	236	H	UNC Wilmington		2	8
						155	A	Towson		1	2	23	H	Hofstra		0	2	236	H	UNC Wilmington		2	1

**Non-Div. I Games:**

George Mason



RPI	S	Opponent	Score	
236	H	UNC Wilmington	6	5
237	H	Norfolk St.	3	4
237	H	Norfolk St.	0	2
256	H	Canisius	3	6
256	H	Canisius	2	9
277	H	Rider	7	4
277	H	Rider	13	4
281	A	UMBC	5	3
283	H	UMES	2	1
283	H	UMES	2	1

George Mason

G  
e  
o  
r  
g  
e  
M  
a  
s  
o  
n

G  
e  
o  
r  
g  
e  
M  
a  
s  
o  
n



Average RPI Win: 171		WON-LOST	WINNING	LAST 10	STRENGTH OF		OPP. STRENGTH	TEAM	ADJ		CONF.	ADJ CONF.
Average RPI Loss: 79		RECORD	PCT. RANK	GAMES	SCHEDULE		OF SCHEDULE	RPI	RPI		RPI	RPI
DIV. I ONLY		7-47-0	.12963	287	2-8-0		37	66	221		.44544	218
DIV. I NON-CONF.		6-26-0	.1875	267	2-3-0		46	84	214		.45222	212
TOTALS		RPI 1-25	RPI 26-50		W-L RECORDS		RPI 51-100		RPI 101-150		RPI 150+	
7-47-0		0-8-0	0-10-0		OVERALL		1-16-0		1-6-0		5-7-0	
6-17-0		0-5-0	0-1-0		HOME		1-6-0		1-4-0		4-1-0	
1-16-0		0-3-0	0-3-0		AWAY		0-7-0		0-0-0		1-3-0	
0-14-0		0-0-0	0-6-0		NEUTRAL		0-3-0		0-2-0		0-3-0	
6-26-0		0-2-0	0-7-0		NON-CONFERENCE		1-10-0		0-2-0		5-5-0	
5-6-0		0-2-0	0-0-0		HOME		1-3-0		0-0-0		4-1-0	
1-6-0		0-0-0	0-0-0		AWAY		0-4-0		0-0-0		1-1-0	
0-14-0		0-0-0	0-6-0		NEUTRAL		0-3-0		0-2-0		0-3-0	
1-21-0		0-6-0	0-3-0		CONFERENCE		0-6-0		1-4-0		0-2-0	
1-11-0		0-3-0	0-1-0		HOME		0-3-0		1-4-0		0-0-0	
0-10-0		0-3-0	0-2-0		AWAY		0-3-0		0-0-0		0-2-0	
0-0-0		0-0-0	0-0-0		NEUTRAL		0-0-0		0-0-0		0-0-0	
RPI S	Opponent	Score	RPI S	Opponent	Score	RPI S	Opponent	Score	RPI S	Opponent	Score	
8 H	Kentucky	1 13	28 A	Western Ky.	1 7	57 H	Lipscomb	3 10	114 N	Campbell	2 10	
8 H	Kentucky	4 7	28 A	Western Ky.	0 4	66 A	Auburn	3 7	114 N	Campbell	6 11	
15 H	South Ala.	1 9	28 H	Western Ky.	1 6	66 H	Auburn	2 5	121 H	Fla. Atlantic	3 5	
15 H	South Ala.	0 8	30 A	Georgia	1 13	72 A	Ole Miss	0 11	121 H	Fla. Atlantic	2 13	
15 H	South Ala.	3 13	31 N	Minnesota	0 8	75 N	McNeese St.	3 6	121 H	Fla. Atlantic	3 5	
20 A	La.-Lafayette	0 6	32 N	Mississippi St.	1 8	77 A	FIU	2 11	123 H	Troy	7 5	
20 A	La.-Lafayette	0 10	36 N	James Madison	2 8	77 A	FIU	1 6	123 H	Troy	0 5	
20 A	La.-Lafayette	3 6	36 N	James Madison	0 13	77 A	FIU	4 12	153 A	La.-Monroe	1 2	
			41 N	Northwestern	1 8	79 H	North Texas	1 8	153 A	La.-Monroe	6 7	
			41 N	Northwestern	1 5	79 H	North Texas	2 3	162 N	Georgetown	2 4	
						79 H	North Texas	2 10	163 H	Jacksonville St.	6 5	
						86 N	UT Martin	2 7	169 N	Charlotte	6 8	
						88 N	Drake	2 3	181 A	Evansville	5 2	
						92 H	Eastern Ky.	1 5	181 A	Evansville	0 7	
						92 H	Eastern Ky.	2 1	206 H	Austin Peay	3 2	
						95 A	Coastal Caro.	0 2	206 H	Austin Peay	7 5	
						95 A	Coastal Caro.	0 10	225 H	Belmont	3 2	
									225 H	Belmont	1 3	
									252 N	Mississippi Val.	2 11	
LAST 10 GAMES												
			28 A	Western Ky.	1 7	57 H	Lipscomb	3 10				
			28 A	Western Ky.	0 4	32 N	Mississippi St.	1 8				
			225 H	Belmont	3 2	79 H	North Texas	2 10				
			225 H	Belmont	1 3	79 H	North Texas	2 3				
			163 H	Jacksonville St.	6 5	79 H	North Texas	1 8				

Non-Div. I Games:

Middle Tenn.



Average RPI Win: 207		WON-LOST	WINNING	LAST 10	STRENGTH OF		OPP. STRENGTH	TEAM	ADJ		CONF.	ADJ CONF.			
Average RPI Loss: 129		RECORD	PCT. RANK	GAMES	SCHEDULE		OF SCHEDULE	RPI	RPI		RPI	RPI			
DIV. I ONLY		16-32-0	.33333	235	4-6-0		151	203	219		.44485	219	19	19	
DIV. I NON-CONF.		9-18-0	.33333	222	3-1-0		158	201	218		.44754	218	18	19	
TOTALS		RPI 1-25	RPI 26-50		W-L RECORDS		RPI 51-100		RPI 101-150		RPI 150+				
16-32-0		0-1-0	0-2-0		OVERALL		1-9-0		3-10-0		12-10-0				
2-5-0		0-0-0	0-0-0		HOME		0-0-0		0-2-0		2-3-0				
10-16-0		0-1-0	0-0-0		AWAY		1-5-0		1-5-0		8-5-0				
4-11-0		0-0-0	0-2-0		NEUTRAL		0-4-0		2-3-0		2-2-0				
9-18-0		0-1-0	0-2-0		NON-CONFERENCE		1-7-0		1-3-0		7-5-0				
1-0-0		0-0-0	0-0-0		HOME		0-0-0		0-0-0		1-0-0				
5-7-0		0-1-0	0-0-		AWAY		1-3-0		0-0-0		4-3-0				
3-11-0		0-0-0	0-2-0		NEUTRAL		0-4-0		1-3-0		2-2-0				
7-14-0		0-0-0	0-0-0		CONFERENCE		0-2-0		2-7-0		5-5-0				
1-5-0		0-0-0	0-0-0		HOME		0-0-0		0-2-0		1-3-0				
5-9-0		0-0-0	0-0-0		AWAY		0-2-0		1-5-0		4-2-0				
1-0-0		0-0-0	0-0-0		NEUTRAL		0-0-0		1-0-0		0-0-0				
RPI S	Opponent	Score		RPI S	Opponent	Score		RPI S	Opponent	Score		RPI S	Opponent	Score	
14 A	Louisville	3	9	40 N	South Carolina	0	8	56 N	Texas Tech	0	8	101 N	Robert Morris	0	6
				48 N	San Diego St.	2	4	58 A	Long Beach St.	10	3	109 N	UNLV	3	8
								58 A	Long Beach St.	3	8	112 A	Kent St.	1	4
								62 A	Ball St.	2	3	112 A	Kent St.	6	7
								62 A	Ball St.	3	5	112 N	Kent St.	3	2
								65 N	Eastern Ill.	1	4	115 A	Central Mich.	1	6
								65 N	Eastern Ill.	6	7	115 A	Central Mich.	1	7
								76 A	UCF	1	6	136 H	Northern Ill.	0	6
								85 N	Stetson	1	5	136 H	Northern Ill.	4	6
								97 A	Marshall	0	5	140 N	Texas-Arlington	3	5
												140 N	Texas-Arlington	3	1
												142 A	Bowling Green	2	0
												142 A	Bowling Green	1	2
												183 H	Ohio	1	8
												183 H	Ohio	4	3
												201 A	Eastern Mich.	8	7
												201 A	Eastern Mich.	5	3
												202 N	San Diego	0	6
												203 H	Akron	1	10
												203 H	Akron	2	3
												212 A	Miami (OH)	5	7
												212 A	Miami (OH)	2	0
												215 A	UC Riverside	1	5
												215 A	UC Riverside	3	4
												226 N	IUPUI	2	10
												239 N	Florida A&M	2	1
												241 N	Southern Utah	6	3
				LAST 10 GAMES											
				212 A	Miami (OH)	2	0	271 A	St. Bonaventure	3	2	215 A	UC Riverside	1	5
				212 A	Miami (OH)	5	7	112 A	Kent St.	1	4	215 A	UC Riverside	3	4
				62 A	Ball St.	2	3	112 A	Kent St.	6	7	226 N	IUPUI	2	10
				62 A	Ball St.	3	5	256 A	Canisius	8	6	239 N	Florida A&M	2	1
				271 A	St. Bonaventure	3	4	256 H	Canisius	3	0	241 N	Southern Utah	6	3

Non-Div. I Games:

Buffalo



RPI	S	Opponent	Score	
256	A	Canisius	8	6
256	H	Canisius	3	0
259	A	Toledo	1	2
259	A	Toledo	1	0
268	A	Niagara	8	0
268	A	Niagara	1	0
271	A	St. Bonaventure	3	2
271	A	St. Bonaventure	3	4

Buffalo



Average RPI Win:	212	WON-LOST RECORD	WINNING PCT. RANK	LAST 10 GAMES	STRENGTH OF SCHEDULE	OPP. STRENGTH OF SCHEDULE	TEAM RPI	ADJ RPI	CONF. RPI	ADJ CONF. RPI			
DIV. I ONLY		17-35-0	.32692	240	2-8-0	127	239	220	.44422	220	23	23	
DIV. I NON-CONF.		8-24-0	.25	251	1-1-0	119	248	240	.43104	238	23	23	
<hr/>													
TOTALS	RPI 1-25	RPI 26-50		W-L RECORDS		RPI 51-100		RPI 101-150		RPI 150+			
17-35-0	0-0-0	0-1-0		OVERALL		1-4-0		3-13-0		13-17-0			
5-9-0	0-0-0	0-0-0		HOME		1-1-0		0-3-0		4-5-0			
7-12-0	0-0-0	0-1-0		AWAY		0-0-0		1-6-0		6-5-0			
5-14-0	0-0-0	0-0-0		NEUTRAL		0-3-0		2-4-0		3-7-0			
<hr/>													
8-24-0	0-0-0	0-1-0		NON-CONFERENCE		0-3-0		3-9-0		5-11-0			
1-3-0	0-0-0	0-0-0		HOME		0-0-0		0-1-0		1-2-0			
2-7-0	0-0-0	0-0-		AWAY		0-0-0		1-4-0		1-2-0			
5-14-0	0-0-0	0-0-0		NEUTRAL		0-3-0		2-4-0		3-7-0			
<hr/>													
9-11-0	0-0-0	0-0-0		CONFERENCE		1-1-0		0-4-0		8-6-0			
4-6-0	0-0-0	0-0-0		HOME		1-1-0		0-2-0		3-3-0			
5-5-0	0-0-0	0-0-0		AWAY		0-0-0		0-2-0		5-3-0			
0-0-0	0-0-0	0-0-0		NEUTRAL		0-0-0		0-0-0		0-0-0			
<hr/>													
RPI	S	Opponent	Score	RPI	S	Opponent	Score	RPI	S	Opponent	Score		
				43	A	South Fla.	4 7	68	N	Saint Joseph's	6 7		
								69	N	SIU Edwardsville	2 12		
								93	H	Monmouth	8 1		
								93	H	Monmouth	0 3		
								97	N	Marshall	1 6		
										101	A	Robert Morris	0 1
										101	A	Robert Morris	6 8
										111	A	UNC Greensboro	8 10
										111	A	UNC Greensboro	1 9
										112	N	Kent St.	1 4
										115	N	Central Mich.	1 9
										118	A	Connecticut	4 3
										118	H	Connecticut	1 6
										124	H	Central Conn. St.	2 10
										124	H	Central Conn. St.	0 9
										131	N	Loyola Chicago	3 7
										132	N	Loyola Marymount	4 5
										135	N	Chattanooga	11 8
										144	A	Stony Brook	4 5
										144	A	Stony Brook	0 6
										148	N	Ill.-Chicago	7 3
										151	N	Providence	2 5
										165	N	Temple	0 9
										177	A	Fairfield	6 4
										177	H	Fairfield	2 5
										180	H	Fairleigh Dickinson	1 7
										180	H	Fairleigh Dickinson	4 0
										185	N	Boston U.	3 7
										186	H	LIU Brooklyn	2 4
										186	H	LIU Brooklyn	7 9
										188	A	Bryant	8 9
										188	A	Bryant	0 8
										244	A	Saint Francis (PA)	3 4
										244	A	Saint Francis (PA)	2 0
										101	A	Robert Morris	0 1
										101	A	Robert Morris	6 8
										253	H	Manhattan	5 6
										253	H	Manhattan	6 0
										124	H	Central Conn. St.	0 9
										124	H	Central Conn. St.	2 10
										188	A	Bryant	8 9
										188	A	Bryant	0 8

**Non-Div. I Games:**

Quinnipiac



RPI	S	Opponent	Score	
189	N	Dartmouth	0	4
197	N	Radford	2	8
199	N	Cornell	5	12
210	A	Harvard	4	9
210	A	Harvard	6	11
221	N	Drexel	1	0
235	A	Sacred Heart	6	0
235	A	Sacred Heart	4	3
244	A	Saint Francis (PA)	3	4
244	A	Saint Francis (PA)	2	0
249	H	Mt. St. Mary's	13	5
249	H	Mt. St. Mary's	7	4
253	H	Manhattan	5	6
253	H	Manhattan	6	0
254	N	Colgate	16	7
269	N	Maine	6	5
269	N	Maine	7	8
272	A	Wagner	6	5
272	A	Wagner	6	4

Quinnipiac

Q  
u  
i  
n  
n  
i  
p  
i  
a  
c

Q  
u  
i  
n  
n  
i  
p  
i  
a  
c



**Non-Div. I Games:**

Drexel



RPI	S	Opponent	Score	
223	N	Northern Ky.	1	5
236	A	UNC Wilmington	1	3
236	A	UNC Wilmington	6	2
236	A	UNC Wilmington	4	1
237	N	Norfolk St.	5	3
246	A	Bucknell	3	1
246	A	Bucknell	3	1
262	A	La Salle	7	2
277	H	Rider	8	0
277	H	Rider	8	0

Drexel

D  
r  
e  
x  
e  
l

D  
r  
e  
x  
e  
l



Average RPI Win: 227		WON-LOST RECORD		WINNING PCT. RANK		LAST 10 GAMES		STRENGTH OF SCHEDULE		OPP. STRENGTH OF SCHEDULE		TEAM RPI		ADJ RPI		CONF. RPI		ADJ CONF. RPI		
DIV. I ONLY		23-26-0		.46939 155		6-4-0		244		233		216		.44352 222		30		30		
DIV. I NON-CONF.		10-22-0		.3125 231		0-2-0		107		148		205		.4509 215		30		30		
TOTALS		RPI 1-25		RPI 26-50		W-L RECORDS		RPI 51-100		RPI 101-150		RPI 150+								
23-26-0		0-3-0		0-2-0		OVERALL		2-7-0		2-2-0		19-12-0								
10-10-0		0-2-0		0-0-0		HOME		0-2-0		0-0-0		10-6-0								
7-8-0		0-1-0		0-2-0		AWAY		1-2-0		1-1-0		5-2-0								
6-8-0		0-0-0		0-0-0		NEUTRAL		1-3-0		1-1-0		4-4-0								
10-22-0		0-3-0		0-2-0		NON-CONFERENCE		2-7-0		2-2-0		6-8-0								
6-8-0		0-2-0		0-0-0		HOME		0-2-0		0-0-0		6-4-0								
2-7-0		0-1-0		0-0-		AWAY		1-2-0		1-1-0		0-1-0								
2-7-0		0-0-0		0-0-0		NEUTRAL		1-3-0		1-1-0		0-3-0								
13-4-0		0-0-0		0-0-0		CONFERENCE		0-0-0		0-0-0		13-4-0								
4-2-0		0-0-0		0-0-0		HOME		0-0-0		0-0-0		4-2-0								
5-1-0		0-0-0		0-0-0		AWAY		0-0-0		0-0-0		5-1-0								
4-1-0		0-0-0		0-0-0		NEUTRAL		0-0-0		0-0-0		4-1-0								
RPI S	Opponent		Score		RPI S	Opponent		Score		RPI S	Opponent		Score		RPI S	Opponent		Score		
15 A	South Ala.		2	10	32 A	Mississippi St.		0	2	56 A	Texas Tech		4	2	138 N	Lamar		14	4	
24 H	Arkansas		2	8	34 A	Houston		2	3	56 A	Texas Tech		0	18	138 N	Lamar		2	3	
24 H	Arkansas		0	8						72 N	Ole Miss		2	10	145 A	Southeastern La.		2	10	
										73 A	Northwestern St.		0	3	145 A	Southeastern La.		2	1	
										73 H	Northwestern St.		2	5	153 H	La.-Monroe		0	3	
										75 N	McNeese St.		4	8	170 H	Memphis		6	2	
										78 H	Neb. Omaha		0	5	170 H	Memphis		11	3	
										87 N	Central Ark.		2	1	181 H	Evansville		0	5	
										87 N	Central Ark.		3	7	195 N	Valparaiso		2	11	
															225 A	Belmont		4	7	
															229 H	UTEP		3	2	
															229 H	UTEP		7	11	
															230 H	Cleveland St.		6	8	
															230 H	Cleveland St.		2	1	
															230 H	Cleveland St.		5	4	
															231 N	Northern Colo.		5	9	
															231 N	Northern Colo.		3	5	
															232 H	Southeast Mo. St.		1	0	
															245 N	Texas Southern		7	5	
															252 H	Mississippi Val.		1	4	
															252 H	Mississippi Val.		8	0	
															252 H	Mississippi Val.		0	4	
					LAST 10 GAMES											264 H	Alabama St.		16	9
					264 H	Alabama St.		14	6	252 H	Mississippi Val.		1	4	264 H	Alabama St.		14	6	
					264 H	Alabama St.		16	9	252 H	Mississippi Val.		8	0	264 H	Alabama St.		4	2	
					264 H	Alabama St.		4	2	34 A	Houston		2	3	264 H	Alabama St.		1	2	
					153 H	La.-Monroe		0	3	275 A	Alcorn		4	1	266 N	Ark.-Pine Bluff		20	3	
					252 H	Mississippi Val.		0	4	275 A	Alcorn		9	0	275 A	Alcorn				
Non-Div. I Games:		Belhaven		6	5	William Carey		5	3	Centenary (LA)		15	0	Belhaven		3	4	Jackson St.		



**J a c k s o n s t .**

1  
2  
3  
4  
5  
6  
7  
8  
9

Jackson St.



Average RPI Win:	188	WON-LOST RECORD	WINNING PCT. RANK	LAST 10 GAMES	STRENGTH OF SCHEDULE	OPP. STRENGTH OF SCHEDULE	TEAM RPI	ADJ RPI	CONF. RPI	ADJ CONF. RPI					
DIV. I ONLY		11-41-0	.21154	275	1-9-0	75	152	226	.44327	223	7	8			
DIV. I NON-CONF.		6-18-0	.25	251	0-2-0	172	246	254	.42088	248	10	10			
<hr/>															
TOTALS	RPI 1-25	RPI 26-50		W-L RECORDS		RPI 51-100		RPI 101-150		RPI 150+					
11-41-0	0-0-0	0-5-0		OVERALL		3-22-0		0-3-0		8-11-0					
3-10-0	0-0-0	0-0-0		HOME		0-6-0		0-0-0		3-4-0					
2-23-0	0-0-0	0-5-0		AWAY		2-14-0		0-1-0		0-3-0					
6-8-0	0-0-0	0-0-0		NEUTRAL		1-2-0		0-2-0		5-4-0					
6-18-0	0-0-0	0-2-0		NON-CONFERENCE		1-6-0		0-3-0		5-7-0					
0-1-0	0-0-0	0-0-0		HOME		0-0-0		0-0-0		0-1-0					
0-9-0	0-0-0	0-0-		AWAY		0-4-0		0-1-0		0-2-0					
6-8-0	0-0-0	0-0-0		NEUTRAL		1-2-0		0-2-0		5-4-0					
5-23-0	0-0-0	0-3-0		CONFERENCE		2-16-0		0-0-0		3-4-0					
3-9-0	0-0-0	0-0-0		HOME		0-6-0		0-0-0		3-3-0					
2-14-0	0-0-0	0-3-0		AWAY		2-10-0		0-0-0		0-1-0					
0-0-0	0-0-0	0-0-0		NEUTRAL		0-0-0		0-0-0		0-0-0					
RPI	S	Opponent	Score	RPI	S	Opponent	Score	RPI	S	Opponent	Score				
				47	A	USC Upstate	2 10	51	A	FGCU	3 4	114	A	Campbell	4 6
				47	A	USC Upstate	1 3	51	A	FGCU	1 2	135	N	Chattanooga	2 5
				47	A	USC Upstate	2 7	51	A	FGCU	0 2	135	N	Chattanooga	1 2
				49	A	Georgia St.	2 8	52	A	North Florida	2 3	160	A	Mercer	5 13
				49	A	Georgia St.	0 10	52	A	North Florida	4 3	160	H	Mercer	5 15
								52	A	North Florida	2 9	160	H	Mercer	2 7
								53	A	Kennesaw St.	0 3	160	H	Mercer	1 3
								53	A	Kennesaw St.	1 2	179	N	Tennessee Tech	0 8
								53	A	Kennesaw St.	0 1	194	H	East Tenn. St.	4 0
								57	H	Lipscomb	0 3	194	H	East Tenn. St.	3 2
								57	H	Lipscomb	3 4	194	H	East Tenn. St.	8 5
								57	H	Lipscomb	0 6	207	N	Presbyterian	9 11
								71	H	Jacksonville	4 6	209	A	Morehead St.	5 8
								71	H	Jacksonville	0 6	209	A	Morehead St.	0 3
								71	H	Jacksonville	2 4	209	N	Morehead St.	6 8
								85	A	Stetson	0 8	212	H	Miami (OH)	4 5
								85	A	Stetson	1 2	221	N	Drexel	5 1
								85	A	Stetson	3 1	237	N	Norfolk St.	4 1
								87	N	Central Ark.	0 6	259	N	Toledo	6 2
								87	N	Central Ark.	7 6	263	N	Oakland	4 6
												268	N	Niagara	2 1
												282	N	N.C. Central	8 1
				LAST 10 GAMES											
				57	H	Lipscomb	3 4								
				57	H	Lipscomb	0 3								
				57	H	Lipscomb	0 6								
				51	A	FGCU	1 2								
				51	A	FGCU	0 2								

Non-Div. I Games:

Northern Ky.



51	A FGCU	3	4
92	A Eastern Ky.	0	8
92	A Eastern Ky.	2	3
52	A North Florida	4	3
52	A North Florida	2	3



Average RPI Win: 214		WON-LOST	WINNING	LAST 10	STRENGTH OF		OPP. STRENGTH	TEAM	ADJ		CONF.	ADJ CONF.			
Average RPI Loss: 134		RECORD	PCT. RANK	GAMES	SCHEDULE		OF SCHEDULE	RPI	RPI		RPI	RPI			
DIV. I ONLY		17-35-0	.32692	240	6-4-0		171	210	230		.44301	224	26	26	
DIV. I NON-CONF.		7-24-0	.22581	258	2-2-0		98	155	231		.44366	222	25	25	
TOTALS		RPI 1-25	RPI 26-50		W-L RECORDS		RPI 51-100		RPI 101-150		RPI 150+				
17-35-0		0-4-0	0-0-0		OVERALL		2-7-0		1-10-0		14-14-0				
13-9-0		0-0-0	0-0-0		HOME		0-0-0		0-5-0		13-4-0				
2-15-0		0-3-0	0-0-0		AWAY		1-4-0		1-2-0		0-6-0				
2-11-0		0-1-0	0-0-0		NEUTRAL		1-3-0		0-3-0		1-4-0				
7-24-0		0-4-0	0-0-0		NON-CONFERENCE		2-7-0		0-5-0		5-8-0				
4-3-0		0-0-0	0-0-0		HOME		0-0-0		0-2-0		4-1-0				
1-10-0		0-3-0	0-0-		AWAY		1-4-0		0-0-0		0-3-0				
2-11-0		0-1-0	0-0-0		NEUTRAL		1-3-0		0-3-0		1-4-0				
10-11-0		0-0-0	0-0-0		CONFERENCE		0-0-0		1-5-0		9-6-0				
9-6-0		0-0-0	0-0-0		HOME		0-0-0		0-3-0		9-3-0				
1-5-0		0-0-0	0-0-0		AWAY		0-0-0		1-2-0		0-3-0				
0-0-0		0-0-0	0-0-0		NEUTRAL		0-0-0		0-0-0		0-0-0				
RPI S	Opponent	Score		RPI S	Opponent	Score		RPI S	Opponent	Score		RPI S	Opponent	Score	
16 N	Texas A&M	0	11					57 A	Lipscomb	11	9	115 N	Central Mich.	2	3
19 A	UCLA	0	8					58 N	Long Beach St.	4	7	131 A	Loyola Chicago	5	3
19 A	UCLA	0	1					60 A	Ohio St.	0	4	131 A	Loyola Chicago	1	2
24 A	Arkansas	3	11					60 A	Ohio St.	0	4	131 A	Loyola Chicago	2	4
								69 N	SIU Edwardsville	0	4	141 N	UNI	1	2
								75 N	McNeese St.	1	2	141 N	UNI	0	1
								96 N	Michigan St.	2	1	142 H	Bowling Green	1	2
								97 A	Marshall	4	6	142 H	Bowling Green	0	2
								97 A	Marshall	0	2	148 H	Ill.-Chicago	0	1
												148 H	Ill.-Chicago	0	8
												148 H	Ill.-Chicago	1	8
												154 A	Dayton	5	6
												154 H	Dayton	0	4
												163 N	Jacksonville St.	3	4
												163 N	Jacksonville St.	3	4
												178 N	Samford	2	4
												183 A	Ohio	1	5
												183 A	Ohio	1	13
												184 N	Wichita St.	3	2
												195 A	Valparaiso	0	5
												195 A	Valparaiso	2	6
												195 A	Valparaiso	5	8
LAST 10 GAMES															
131 A	Loyola Chicago	2	4	212 H	Miami (OH)	2	1	212 H	Miami (OH)	2	1	212 H	Miami (OH)	2	1
131 A	Loyola Chicago	5	3	212 H	Miami (OH)	3	2	212 H	Miami (OH)	3	2	212 H	Miami (OH)	3	2
131 A	Loyola Chicago	1	2	276 H	Detroit	10	2	276 H	Detroit	10	2	216 H	Green Bay	8	6
60 A	Ohio St.	0	4	276 H	Detroit	6	5	276 H	Detroit	6	5	216 H	Green Bay	7	8
60 A	Ohio St.	0	4	276 H	Detroit	9	1	276 H	Detroit	9	1	216 H	Green Bay	1	0

Non-Div. I Games:

Wright St.



RPI	S	Opponent	Score	
230	H	Cleveland St.	1	2
230	H	Cleveland St.	6	3
230	H	Cleveland St.	6	5
233	N	Indiana St.	1	3
250	H	Youngstown St.	3	0
250	H	Youngstown St.	2	7
250	H	Youngstown St.	4	3
259	H	Toledo	3	2
259	H	Toledo	7	6
276	H	Detroit	10	2
276	H	Detroit	6	5
276	H	Detroit	9	1

Wright St.

W  
r  
i  
g  
h  
t  
S  
t  
.

W  
r  
i  
g  
h  
t  
S  
t  
.



Average RPI Win:	199	WON-LOST	WINNING	LAST 10	STRENGTH OF	OPP. STRENGTH	TEAM	ADJ	CONF.	ADJ CONF.					
Average RPI Loss:	133	RECORD	PCT. RANK	GAMES	SCHEDULE	OF SCHEDULE	RPI	RPI	RPI	RPI					
DIV. I ONLY		17-33-0	.34	232	4-6-0	191	187	229	.44257	225	17	17			
DIV. I NON-CONF.		11-14-0	.44	172	1-1-0	242	176	213	.45529	209	20	20			
<hr/>															
TOTALS	RPI 1-25	RPI 26-50		W-L RECORDS		RPI 51-100		RPI 101-150		RPI 150+					
17-33-0	0-0-0	1-2-0		OVERALL		0-13-0		3-2-0		13-16-0					
6-15-0	0-0-0	0-0-0		HOME		0-7-0		1-1-0		5-7-0					
8-13-0	0-0-0	0-1-0		AWAY		0-6-0		0-0-0		8-5-0					
3-5-0	0-0-0	1-1-0		NEUTRAL		0-0-0		2-1-0		0-3-0					
<hr/>															
11-14-0	0-0-0	1-2-0		NON-CONFERENCE		0-4-0		2-1-0		8-7-0					
3-5-0	0-0-0	0-0-0		HOME		0-2-0		0-0-0		3-3-0					
5-4-0	0-0-0	0-0-		AWAY		0-2-0		0-0-0		5-1-0					
3-5-0	0-0-0	1-1-0		NEUTRAL		0-0-0		2-1-0		0-3-0					
<hr/>															
6-19-0	0-0-0	0-0-0		CONFERENCE		0-9-0		1-1-0		5-9-0					
3-10-0	0-0-0	0-0-0		HOME		0-5-0		1-1-0		2-4-0					
3-9-0	0-0-0	0-0-0		AWAY		0-4-0		0-0-0		3-5-0					
0-0-0	0-0-0	0-0-0		NEUTRAL		0-0-0		0-0-0		0-0-0					
<hr/>															
RPI	S	Opponent	Score	RPI	S	Opponent	Score	RPI	S	Opponent	Score				
				26	N	Wisconsin	0 7	57	A	Lipscomb	3 4	111	N	UNC Greensboro	1 0
				28	A	Western Ky.	0 4	57	A	Lipscomb	1 7	111	N	UNC Greensboro	0 1
				32	N	Mississippi St.	4 3	65	A	Eastern Ill.	2 4	125	H	Murray St.	2 4
								65	A	Eastern Ill.	4 8	125	H	Murray St.	3 2
								69	A	SIU Edwardsville	0 5	148	N	Ill.-Chicago	8 1
								69	A	SIU Edwardsville	0 2	163	H	Jacksonville St.	2 3
								72	H	Ole Miss	2 10	163	H	Jacksonville St.	7 5
								86	H	UT Martin	5 11	168	H	Western Ill.	2 10
								86	H	UT Martin	2 8	170	H	Memphis	7 0
								87	H	Central Ark.	1 3	170	H	Memphis	0 2
								92	H	Eastern Ky.	4 7	174	N	Nicholls St.	2 3
								92	H	Eastern Ky.	0 2	178	N	Samford	4 5
								92	H	Eastern Ky.	7 12	179	A	Tennessee Tech	4 1
												179	A	Tennessee Tech	4 7
												179	A	Tennessee Tech	2 3
												192	N	UMKC	3 4
												195	H	Valparaiso	2 1
												206	H	Austin Peay	1 3
												206	H	Austin Peay	5 9
												209	A	Morehead St.	4 5
												209	A	Morehead St.	0 3
												209	A	Morehead St.	2 3
												218	A	Middle Tenn.	3 1
												218	A	Middle Tenn.	2 3
												222	H	Jackson St.	7 4
												229	H	UTEP	5 11
												232	H	Southeast Mo. St.	12 11
<hr/>															
LAST 10 GAMES															
				243	A	Tennessee St.	10 2	209	A	Morehead St.	2 3	218	A	Middle Tenn.	3 1
				243	A	Tennessee St.	4 3	209	A	Morehead St.	0 3	218	A	Middle Tenn.	2 3
				218	A	Middle Tenn.	2 3	125	H	Murray St.	2 4	222	H	Jackson St.	7 4
				218	A	Middle Tenn.	3 1	125	H	Murray St.	3 2	229	H	UTEP	5 11
				209	A	Morehead St.	4 5	206	H	Austin Peay	5 9	232	H	Southeast Mo. St.	12 11

Non-Div. I Games:

Belmont



RPI	S	Opponent	Score	
232	H	Southeast Mo. St.	1	3
243	A	Tennessee St.	4	3
243	A	Tennessee St.	10	2
264	A	Alabama St.	10	0
264	A	Alabama St.	7	0
285	A	Alabama A&M	6	1
285	A	Alabama A&M	10	4

Belmont

B  
e  
l  
m  
o  
n  
t

B  
e  
l  
m  
o  
n  
t



Average RPI Win: 215		WON-LOST RECORD	WINNING PCT. RANK	LAST 10 GAMES	STRENGTH OF SCHEDULE	OPP. STRENGTH OF SCHEDULE	TEAM RPI	ADJ RPI	CONF. RPI	ADJ CONF. RPI					
Average RPI Loss: 137															
DIV. I ONLY		18-31-0	.36735	216	2-8-0	184	217	222	.44217	226	18	18			
DIV. I NON-CONF.		11-15-0	.42308	183	1-3-0	244	224	224	.44048	226	21	21			
<hr/>															
TOTALS		RPI 1-25		RPI 26-50		W-L RECORDS		RPI 51-100		RPI 101-150		RPI 150+			
18-31-0		0-0-0		0-1-0		OVERALL		1-14-0		1-2-0		16-14-0			
7-9-0		0-0-0		0-0-0		HOME		1-1-0		1-2-0		5-6-0			
5-13-0		0-0-0		0-0-0		AWAY		0-9-0		0-0-0		5-4-0			
6-9-0		0-0-0		0-1-0		NEUTRAL		0-4-0		0-0-0		6-4-0			
11-15-0		0-0-0		0-1-0		NON-CONFERENCE		1-5-0		0-0-0		10-9-0			
2-3-0		0-0-0		0-0-0		HOME		1-1-0		0-0-0		1-2-0			
3-6-0		0-0-0		0-0-		AWAY		0-3-0		0-0-0		3-3-0			
6-6-0		0-0-0		0-1-0		NEUTRAL		0-1-0		0-0-0		6-4-0			
7-16-0		0-0-0		0-0-0		CONFERENCE		0-9-0		1-2-0		6-5-0			
5-6-0		0-0-0		0-0-0		HOME		0-0-0		1-2-0		4-4-0			
2-7-0		0-0-0		0-0-0		AWAY		0-6-0		0-0-0		2-1-0			
0-3-0		0-0-0		0-0-0		NEUTRAL		0-3-0		0-0-0		0-0-0			
RPI	S	Opponent	Score	RPI	S	Opponent	Score	RPI	S	Opponent	Score	RPI	S	Opponent	Score
				38	N	UAB	0 3	53	A	Kennesaw St.	0 1	137	H	South Dakota	0 2
								61	N	North Dakota St.	2 3	137	H	South Dakota	5 4
								61	N	North Dakota St.	0 8	137	H	South Dakota	0 4
								61	N	North Dakota St.	0 2	160	A	Mercer	5 7
								62	N	Ball St.	5 15	160	A	Mercer	10 4
								65	A	Eastern Ill.	0 2	160	A	Mercer	1 3
								65	A	Eastern Ill.	1 9	166	N	Bradley	5 9
								78	A	Neb. Omaha	2 5	168	A	Western Ill.	1 9
								78	A	Neb. Omaha	0 3	168	A	Western Ill.	6 1
								78	A	Neb. Omaha	0 4	168	A	Western Ill.	5 2
								98	A	IPFW	1 2	192	H	UMKC	4 5
								98	A	IPFW	1 2	192	H	UMKC	3 4
								98	A	IPFW	0 4	195	H	Valparaiso	3 1
								100	H	Purdue	2 18	195	H	Valparaiso	4 5
								100	H	Purdue	3 2	196	H	Butler	1 5
												196	N	Butler	1 0
												214	N	Liberty	2 5
												215	A	UC Riverside	6 5
												219	N	Buffalo	10 2
												233	A	Indiana St.	17 6
												233	A	Indiana St.	0 7
												241	N	Southern Utah	5 1
												241	N	Southern Utah	1 3
												243	N	Tennessee St.	2 7
												251	H	South Dakota St.	1 7
												251	H	South Dakota St.	12 0
												251	H	South Dakota St.	10 2
LAST 10 GAMES															
				98	A	IPFW	0 4	65	A	Eastern Ill.	0 2				
				98	A	IPFW	1 2	65	A	Eastern Ill.	1 9				
				98	A	IPFW	1 2	192	H	UMKC	4 5				
				195	H	Valparaiso	4 5	192	H	UMKC	3 4				
				195	H	Valparaiso	3 1	168	A	Western Ill.	5 2				

Non-Div. I Games:

IUPUI



RPI	S	Opponent	Score	
263	H	Oakland	3	2
263	H	Oakland	1	5
263	H	Oakland	6	1
264	N	Alabama St.	15	1
264	N	Alabama St.	5	3
289	N	Morgan St.	4	2

IUPUI

I  
U  
P  
U  
I

I  
U  
P  
U  
I



[illegible]

**Non-Div. I Games:**

A&amp;M-Corpus Christi



Average RPI Win:	221	WON-LOST RECORD	WINNING PCT. RANK	LAST 10 GAMES	STRENGTH OF SCHEDULE	OPP. STRENGTH OF SCHEDULE	TEAM RPI	ADJ RPI	CONF. RPI	ADJ CONF. RPI	
DIV. I ONLY		13-29-0	.30952 247	7-3-0	174	204	237	.43872 228	20	20	
DIV. I NON-CONF.		5-13-0	.27778 246	2-0-0	155	203	238	.43877 228	19	18	
<hr/>											
TOTALS	RPI 1-25	RPI 26-50		W-L RECORDS		RPI 51-100		RPI 101-150		RPI 150+	
13-29-0	0-0-0	0-6-0		OVERALL		1-6-0		0-5-0		12-12-0	
3-11-0	0-0-0	0-2-0		HOME		1-2-0		0-2-0		2-5-0	
8-17-0	0-0-0	0-3-0		AWAY		0-4-0		0-3-0		8-7-0	
2-1-0	0-0-0	0-1-0		NEUTRAL		0-0-0		0-0-0		2-0-0	
<hr/>											
5-13-0	0-0-0	0-6-0		NON-CONFERENCE		0-1-0		0-2-0		5-4-0	
0-4-0	0-0-0	0-2-0		HOME		0-0-0		0-2-0		0-0-0	
3-8-0	0-0-0	0-0-		AWAY		0-1-0		0-0-0		3-4-0	
2-1-0	0-0-0	0-1-0		NEUTRAL		0-0-0		0-0-0		2-0-0	
<hr/>											
8-16-0	0-0-0	0-0-0		CONFERENCE		1-5-0		0-3-0		7-8-0	
3-7-0	0-0-0	0-0-0		HOME		1-2-0		0-0-0		2-5-0	
5-9-0	0-0-0	0-0-0		AWAY		0-3-0		0-3-0		5-3-0	
0-0-0	0-0-0	0-0-0		NEUTRAL		0-0-0		0-0-0		0-0-0	
<hr/>											
RPI S	Opponent	Score	RPI S	Opponent	Score	RPI S	Opponent	Score	RPI S	Opponent	Score
			30 A	Georgia	0 14	66 A	Auburn	0 10	114 A	Campbell	1 9
			31 N	Minnesota	4 6	81 A	Longwood	0 9	114 A	Campbell	5 6
			47 A	USC Upstate	2 5	81 A	Longwood	0 8	114 A	Campbell	3 11
			47 A	USC Upstate	0 8	81 A	Longwood	4 10	120 H	Furman	3 6
			47 H	USC Upstate	3 10	95 H	Coastal Caro.	3 7	120 H	Furman	2 3
			47 H	USC Upstate	1 2	95 H	Coastal Caro.	2 7	157 H	Winthrop	0 6
						95 H	Coastal Caro.	3 2	157 H	Winthrop	5 7
									157 H	Winthrop	4 9
									169 A	Charlotte	3 7
									169 A	Charlotte	2 10
									197 H	Radford	5 0
									197 H	Radford	8 11
									197 H	Radford	1 0
									207 A	Presbyterian	11 8
									207 A	Presbyterian	2 0
									207 H	Presbyterian	6 10
									209 N	Morehead St.	9 5
									211 A	Western Caro.	1 8
									211 A	Western Caro.	7 8
									214 A	Liberty	4 2
									214 A	Liberty	5 13
									214 A	Liberty	1 3
			LAST 10 GAMES						214 A	Liberty	1 3
			197 H	Radford	8 11	234 A	Charleston So.	7 1	234 A	Charleston So.	3 4
			197 H	Radford	1 0	279 A	N.C. A&T	4 1	234 A	Charleston So.	7 4
			197 H	Radford	5 0	279 A	N.C. A&T	11 1	234 A	Charleston So.	7 1
			234 A	Charleston So.	3 4	214 A	Liberty	5 13	236 A	UNC Wilmington	4 2
			234 A	Charleston So.	7 4	214 A	Liberty	4 2	279 A	N.C. A&T	11 1

**Non-Div. I Games:**

Gardner-Webb



RPI	S	Opponent	Score	
279	A	N.C. A&T	4	1
284	N	Southern U.	3	0

Gardner-Webb

G  
a  
r  
d  
n  
e  
r  
-  
W  
e  
b  
b

G  
a  
r  
d  
n  
e  
r  
-  
W  
e  
b  
b



UTEP

Average RPI Win: 203		WON-LOST RECORD		WINNING PCT. RANK		LAST 10 GAMES		STRENGTH OF SCHEDULE		OPP. STRENGTH OF SCHEDULE		TEAM RPI		ADJ RPI		CONF. RPI		ADJ CONF. RPI					
DIV. I ONLY		12-35-0		.25532 264		1-9-0		106		167		228		.43818 229		9		10					
DIV. I NON-CONF.		10-14-0		.41667 188		0-2-0		167		265		204		.45701 206		8		8					
TOTALS		RPI 1-25		RPI 26-50		W-L RECORDS		RPI 51-100		RPI 101-150		RPI 150+											
12-35-0		0-0-0		0-9-0		OVERALL		1-7-0		2-9-0		9-10-0											
3-15-0		0-0-0		0-6-0		HOME		0-1-0		1-4-0		2-4-0											
5-14-0		0-0-0		0-3-0		AWAY		1-6-0		1-3-0		3-2-0											
4-6-0		0-0-0		0-0-0		NEUTRAL		0-0-0		0-2-0		4-4-0											
10-14-0		0-0-0		0-0-0		NON-CONFERENCE		0-2-0		2-6-0		8-6-0											
3-3-0		0-0-0		0-0-0		HOME		0-1-0		1-1-0		2-1-0											
3-5-0		0-0-0		0-0-		AWAY		0-1-0		1-3-0		2-1-0											
4-6-0		0-0-0		0-0-0		NEUTRAL		0-0-0		0-2-0		4-4-0											
2-21-0		0-0-0		0-9-0		CONFERENCE		1-5-0		0-3-0		1-4-0											
0-12-0		0-0-0		0-6-0		HOME		0-0-0		0-3-0		0-3-0											
2-9-0		0-0-0		0-3-0		AWAY		1-5-0		0-0-0		1-1-0											
0-0-0		0-0-0		0-0-0		NEUTRAL		0-0-0		0-0-0		0-0-0											
RPI	S	Opponent		Score		RPI	S	Opponent		Score		RPI	S	Opponent		Score		RPI	S	Opponent		Score	
				27	H	Tulsa	1		11	76	A	UCF	0		8	110	A	Fresno St.	2		10		
				27	H	Tulsa	0		5	76	A	UCF	2		4	121	N	UC Davis	3		5		
				27	H	Tulsa	0		8	76	A	UCF	2		3	133	A	New Mexico	2		4		
				34	H	Houston	1		10	80	A	New Mexico St.	1		7	133	A	New Mexico	5		6		
				34	H	Houston	7		10	80	H	New Mexico St.	4		5	137	H	South Dakota	3		5		
				34	H	Houston	2		17	97	A	Marshall	3		8	137	H	South Dakota	3		2		
				38	A	UAB	1		4	97	A	Marshall	2		4	137	N	South Dakota	1		6		
				38	A	UAB	1		5	97	A	Marshall	6		4	145	A	Southeastern La.	4		3		
				38	A	UAB	2		7							147	H	East Carolina	0		9		
																147	H	East Carolina	0		8		
																147	H	East Carolina	4		9		
																170	H	Memphis	1		5		
																170	H	Memphis	2		4		
																170	H	Memphis	5		6		
																176	A	Southern Miss.	10		4		
																176	A	Southern Miss.	3		4		
																191	N	Sacramento St.	2		3		
																215	N	UC Riverside	5		3		
																215	N	UC Riverside	9		1		
																222	A	Jackson St.	2		3		
																222	A	Jackson St.	11		7		
				LAST 10 GAMES												225	A	Belmont	11		5		
				97	A	Marshall	3		8	27	H	Tulsa	0		5	230	N	Cleveland St.	4		7		
				97	A	Marshall	2		4	133	A	New Mexico	5		6	245	N	Texas Southern	1		4		
				97	A	Marshall	6		4	133	A	New Mexico	2		4	248	H	Siena	4		5		
				27	H	Tulsa	0		8	38	A	UAB	1		4	248	H	Siena	3		1		
				27	H	Tulsa	1		11	38	A	UAB	2		7	248	H	Siena	11		1		

Non-Div. I Games: LSU-Alexandria 5 4

UTEP



RPI	S	Opponent	Score	
251	N	South Dakota St.	13	5
252	N	Mississippi Val.	1	6
252	N	Mississippi Val.	12	9

UTEP

U  
T  
E  
P

U  
T  
E  
P



[illegible]

**Non-Div. I Games:**

Cleveland St.



RPI	S	Opponent	Score	
229	N	UTEP	7	4
244	A	Saint Francis (PA)	1	6
244	A	Saint Francis (PA)	3	4
246	H	Bucknell	3	0
246	H	Bucknell	6	2
250	A	Youngstown St.	5	4
250	A	Youngstown St.	11	6
250	A	Youngstown St.	1	2
252	N	Mississippi Val.	5	3
252	N	Mississippi Val.	2	1
256	H	Canisius	7	4
257	N	Santa Clara	7	1
271	H	St. Bonaventure	2	7
276	H	Detroit	8	7
276	H	Detroit	9	0
276	H	Detroit	10	2
277	N	Rider	2	3

Cleveland St.

C  
l  
e  
v  
e  
l  
a  
n  
d  
S  
t  
.

C  
l  
e  
v  
e  
l  
a  
n  
d  
S  
t  
.



Average RPI Win:		202	WON-LOST RECORD		WINNING PCT. RANK	LAST 10 GAMES		STRENGTH OF SCHEDULE		OPP. STRENGTH OF SCHEDULE	TEAM RPI	ADJ RPI	CONF. RPI	ADJ CONF. RPI			
Average RPI Loss:		146															
DIV. I ONLY			15-30-1		.33696	234	3-6-0		195		201	236	.4345	231	27	27	
DIV. I NON-CONF.			9-18-1		.33929	220	0-0-0		76		149	181	.47366	185	24	24	
TOTALS		RPI 1-25		RPI 26-50		W-L RECORDS		RPI 51-100		RPI 101-150		RPI 150+					
15-30-1		0-3-0		1-0-1		OVERALL		1-9-0		2-2-0		11-16-0					
4-6-0		0-0-0		0-0-0		HOME		0-0-0		1-0-0		3-6-0					
4-13-0		0-3-0		1-0-0		AWAY		0-3-0		0-1-0		3-6-0					
7-11-1		0-0-0		0-0-1		NEUTRAL		1-6-0		1-1-0		5-4-0					
9-18-1		0-3-0		1-0-1		NON-CONFERENCE		1-9-0		2-2-0		5-4-0					
1-0-0		0-0-0		0-0-0		HOME		0-0-0		1-0-0		0-0-0					
1-7-0		0-3-0		1-0-		AWAY		0-3-0		0-1-0		0-0-0					
7-11-1		0-0-0		0-0-1		NEUTRAL		1-6-0		1-1-0		5-4-0					
6-12-0		0-0-0		0-0-0		CONFERENCE		0-0-0		0-0-0		6-12-0					
3-6-0		0-0-0		0-0-0		HOME		0-0-0		0-0-0		3-6-0					
3-6-0		0-0-0		0-0-0		AWAY		0-0-0		0-0-0		3-6-0					
0-0-0		0-0-0		0-0-0		NEUTRAL		0-0-0		0-0-0		0-0-0					
RPI	S	Opponent		Score		RPI	S	Opponent		Score		RPI	S	Opponent		Score	
1	A	Oklahoma		0	14	45	N	North Carolina St.		0	0	56	A	Texas Tech		7	8
1	A	Oklahoma		0	10	49	A	Georgia St.		8	7	70	N	Pacific		0	8
25	A	Baylor		1	8							70	N	Pacific		4	10
												75	N	McNeese St.		3	12
												75	N	McNeese St.		7	9
												88	N	Drake		2	5
												88	N	Drake		1	14
												98	N	IPFW		5	4
												99	A	Nevada		0	9
												99	A	Nevada		6	10
														172 H Idaho St.		4	15
														172 H Idaho St.		8	14
														172 H Idaho St.		5	9
														191 A Sacramento St.		6	3
														191 A Sacramento St.		0	1
														191 A Sacramento St.		1	2
														203 N Akron		10	2
														222 N Jackson St.		5	3
														222 N Jackson St.		9	5
														227 N A&M-Corpus Christi		5	0
														227 N A&M-Corpus Christi		4	6
														233 N Indiana St.		7	8
														233 N Indiana St.		2	3
														241 A Southern Utah		7	6
														241 A Southern Utah		11	13
														241 A Southern Utah		6	4
														251 N South Dakota St.		3	4
														251 N South Dakota St.		4	0
														260 H North Dakota		8	0
														260 H North Dakota		5	2
LAST 10 GAMES																	
				267 H	Weber St.	1	2	241 A	Southern Utah	11	13						
				267 H	Weber St.	1	6	172 H	Idaho St.	8	14						
				267 H	Weber St.	5	2	172 H	Idaho St.	5	9						
				241 A	Southern Utah	6	4	172 H	Idaho St.	4	15						
				241 A	Southern Utah	7	6	167 A	Portland St.	4	5						

Non-Div. I Games: Black Hills St. 20 12

Northern Colo.



RPI	S	Opponent	Score	
260	H	North Dakota	4	6
267	H	Weber St.	1	2
267	H	Weber St.	5	2
267	H	Weber St.	1	6

Northern Colo.

N  
o  
r  
t  
h  
e  
r  
n  
C  
o  
l  
o  
.

N  
o  
r  
t  
h  
e  
r  
n  
C  
o  
l  
o  
.







RPI	S	Opponent	Score	
225	A	Belmont	11	12
233	H	Indiana St.	9	4
233	H	Indiana St.	5	4
243	A	Tennessee St.	4	0
252	N	Mississippi Val.	3	2
276	N	Detroit	10	7
287	N	Grambling	6	3

Southeast Mo. St.  
.  
S  
t  
.  
.

S  
o  
u  
t  
h  
e  
a  
s  
t  
M  
o  
.  
S  
t  
.  
.



Average RPI Win:	177	WON-LOST RECORD	WINNING PCT. RANK	LAST 10 GAMES	STRENGTH OF SCHEDULE	OPP. STRENGTH OF SCHEDULE	TEAM RPI	ADJ RPI	CONF. RPI	ADJ CONF. RPI	
DIV. I ONLY		16-34-0	.32 244	2-8-0	210	133	241	.43418	233	15	15
DIV. I NON-CONF.		11-15-0	.42308 183	0-0-0	232	153	211	.4535	210	13	12
<hr/>											
TOTALS	RPI 1-25	RPI 26-50		W-L RECORDS	RPI 51-100		RPI 101-150		RPI 150+		
16-34-0	0-0-0	0-6-0		OVERALL	4-8-0		0-5-0		12-15-0		
4-9-0	0-0-0	0-2-0		HOME	0-3-0		0-0-0		4-4-0		
3-18-0	0-0-0	0-3-0		AWAY	2-4-0		0-4-0		1-7-0		
9-7-0	0-0-0	0-1-0		NEUTRAL	2-1-0		0-1-0		7-4-0		
11-15-0	0-0-0	0-3-0		NON-CONFERENCE	3-3-0		0-2-0		8-7-0		
1-1-0	0-0-0	0-0-0		HOME	0-0-0		0-0-0		1-1-0		
1-7-0	0-0-0	0-0-		AWAY	1-2-0		0-1-0		0-2-0		
9-7-0	0-0-0	0-1-0		NEUTRAL	2-1-0		0-1-0		7-4-0		
5-19-0	0-0-0	0-3-0		CONFERENCE	1-5-0		0-3-0		4-8-0		
3-8-0	0-0-0	0-2-0		HOME	0-3-0		0-0-0		3-3-0		
2-11-0	0-0-0	0-1-0		AWAY	1-2-0		0-3-0		1-5-0		
0-0-0	0-0-0	0-0-0		NEUTRAL	0-0-0		0-0-0		0-0-0		
<hr/>											
RPI	S	Opponent	Score	RPI	S	Opponent	Score	RPI	S	Opponent	Score
27	A	Tulsa	1 8	61	N	North Dakota St.	2 4	135	N	Chattanooga	2 9
30	A	Georgia	1 9	61	N	North Dakota St.	10 7	141	A	UNI	1 4
46	A	Illinois St.	4 12	63	A	Illinois	6 5	141	A	UNI	4 9
46	H	Illinois St.	3 5	66	A	Auburn	1 7	141	A	UNI	1 8
46	H	Illinois St.	1 6	82	H	Creighton	5 16	149	A	Indiana	0 7
50	N	Kansas	0 8	82	H	Creighton	1 9	166	A	Bradley	2 3
				82	H	Creighton	1 3	166	A	Bradley	0 2
				88	A	Drake	1 13	166	A	Bradley	3 5
				88	A	Drake	1 9	170	N	Memphis	1 2
				88	A	Drake	4 3	173	H	Missouri St.	9 7
				94	A	Iowa St.	2 7	173	H	Missouri St.	2 4
				98	N	IPFW	9 0	173	H	Missouri St.	5 9
								174	N	Nicholls St.	0 3
								181	H	Evansville	0 2
								181	H	Evansville	4 2
								181	H	Evansville	8 4
								184	A	Wichita St.	3 6
								184	A	Wichita St.	4 2
								184	A	Wichita St.	3 4
								188	N	Bryant	10 2
								192	N	UMKC	3 5
								197	N	Radford	2 3
								197	N	Radford	9 8
								224	N	Wright St.	3 1
								226	H	IUPUI	6 17
								226	H	IUPUI	7 0
								231	N	Northern Colo.	8 7
LAST 10 GAMES											
181	H	Evansville	4 2	141	A	UNI	1 8	197	N	Radford	9 8
181	H	Evansville	0 2	141	A	UNI	4 9	224	N	Wright St.	3 1
181	H	Evansville	8 4	141	A	UNI	1 4	226	H	IUPUI	6 17
46	H	Illinois St.	3 5	46	A	Illinois St.	4 12	226	H	IUPUI	7 0
46	H	Illinois St.	1 6	82	H	Creighton	1 9	231	N	Northern Colo.	8 7

**Non-Div. I Games:**

Indiana St.



RPI	S	Opponent	Score	
231	N	Northern Colo.	3	2
232	A	Southeast Mo. St.	4	9
232	A	Southeast Mo. St.	4	5
243	N	Tennessee St.	9	6
260	N	North Dakota	7	1

Indiana St.

I  
n  
d  
i  
a  
n  
a  
S  
t  
.

I  
n  
d  
i  
a  
n  
a  
S  
t  
.



[illegible]

**Non-Div. I Games:**

Charleston So.



RPI	S	Opponent	Score	
228	H	Gardner-Webb	1	7
236	H	UNC Wilmington	5	4
236	N	UNC Wilmington	5	6
240	N	Bethune-Cookman	9	6
255	N	Savannah St.	19	11
256	H	Canisius	2	12
256	H	Canisius	13	0
272	H	Wagner	9	1

Charleston So.

C  
h  
a  
r  
l  
e  
s  
t  
o  
n  
S  
o  
.

C  
h  
a  
r  
l  
e  
s  
t  
o  
n  
S  
o  
.



Average RPI Win:	242	WON-LOST RECORD	WINNING PCT. RANK	LAST 10 GAMES	STRENGTH OF SCHEDULE	OPP. STRENGTH OF SCHEDULE	TEAM RPI	ADJ RPI	CONF. RPI	ADJ CONF. RPI	
DIV. I ONLY	24-30-0	.44444	178	3-7-0	249	257	231	.43364	235	23	23
DIV. I NON-CONF.	19-15-0	.55882	104	2-2-0	266	278	206	.45214	213	23	23
TOTALS	RPI 1-25	RPI 26-50	W-L RECORDS	RPI 51-100	RPI 101-150	RPI 150+					
24-30-0	0-0-0	0-0-0	OVERALL	0-3-0	1-9-0	23-18-0					
8-11-0	0-0-0	0-0-0	HOME	0-2-0	0-1-0	8-8-0					
10-13-0	0-0-0	0-0-0	AWAY	0-0-0	0-5-0	10-7-0					
6-6-0	0-0-0	0-0-0	NEUTRAL	0-1-0	1-2-0	5-3-0					
19-15-0	0-0-0	0-0-0	NON-CONFERENCE	0-1-0	1-5-0	18-9-0					
5-4-0	0-0-0	0-0-0	HOME	0-0-0	0-1-0	5-3-0					
8-5-0	0-0-0	0-0-	AWAY	0-0-0	0-2-0	8-3-0					
6-6-0	0-0-0	0-0-0	NEUTRAL	0-1-0	1-2-0	5-3-0					
5-15-0	0-0-0	0-0-0	CONFERENCE	0-2-0	0-4-0	5-9-0					
3-7-0	0-0-0	0-0-0	HOME	0-2-0	0-0-0	3-5-0					
2-8-0	0-0-0	0-0-0	AWAY	0-0-0	0-4-0	2-4-0					
0-0-0	0-0-0	0-0-0	NEUTRAL	0-0-0	0-0-0	0-0-0					
RPI S Opponent	Score	RPI S Opponent	Score	RPI S Opponent	Score	RPI S Opponent	Score				
				86 N UT Martin	0 1	101 A Robert Morris	1 9				
				93 H Monmouth	0 1	101 A Robert Morris	1 9				
				93 H Monmouth	1 6	107 N Penn	1 5				
						118 H Connecticut	0 1				
						124 A Central Conn. St.	0 5				
						124 A Central Conn. St.	0 4				
						137 N South Dakota	12 5				
						137 N South Dakota	0 12				
						144 A Stony Brook	0 11				
						144 A Stony Brook	2 3				
						169 A Charlotte	0 3				
						169 A Charlotte	2 5				
						177 A Fairfield	0 4				
						177 H Fairfield	6 14				
						180 A Fairleigh Dickinson	2 8				
						180 A Fairleigh Dickinson	3 1				
						185 H Boston U.	0 8				
						186 H LIU Brooklyn	5 4				
						186 H LIU Brooklyn	2 3				
						188 A Bryant	3 4				
						188 A Bryant	2 3				
						189 H Dartmouth	6 3				
						189 H Dartmouth	7 6				
						203 N Akron	3 1				
						211 N Western Caro.	2 0				
						220 H Quinnipiac	3 4				
						220 H Quinnipiac	0 6				
LAST 10 GAMES				253 H Manhattan	4 6	189 H Dartmouth	6 3				
101 A Robert Morris	1 9	253 H Manhattan	4 6	249 H Mt. St. Mary's	2 3	203 N Akron	3 1				
101 A Robert Morris	1 9	249 H Mt. St. Mary's	2 3	249 H Mt. St. Mary's	1 2	211 N Western Caro.	2 0				
244 A Saint Francis (PA)	10 3	249 H Mt. St. Mary's	1 2	177 A Fairfield	0 4	220 H Quinnipiac	3 4				
244 A Saint Francis (PA)	2 4	177 A Fairfield	0 4	238 A Hartford	7 6	220 H Quinnipiac	0 6				
253 H Manhattan	2 1	238 A Hartford	7 6								

Non-Div. I Games:

Sacred Heart



Sacred Heart



Average RPI Win:	236	WON-LOST RECORD	WINNING PCT. RANK	LAST 10 GAMES	STRENGTH OF SCHEDULE	OPP. STRENGTH OF SCHEDULE	TEAM RPI	ADJ RPI	CONF. RPI	ADJ CONF. RPI					
Average RPI Loss:	119														
DIV. I ONLY		16-37-0	.30189	250	3-7-0	160	175	234	.43307	236	12	12			
DIV. I NON-CONF.		13-20-0	.39394	200	2-2-0	226	234	229	.43685	232	12	13			
<hr/>															
TOTALS	RPI 1-25	RPI 26-50		W-L RECORDS		RPI 51-100		RPI 101-150		RPI 150+					
16-37-0	0-6-0	1-7-0		OVERALL		0-3-0		1-7-0		14-14-0					
8-18-0	0-2-0	0-5-0		HOME		0-1-0		0-3-0		8-7-0					
5-13-0	0-2-0	1-2-0		AWAY		0-2-0		1-4-0		3-3-0					
3-6-0	0-2-0	0-0-0		NEUTRAL		0-0-0		0-0-0		3-4-0					
13-20-0	0-4-0	0-2-0		NON-CONFERENCE		0-3-0		1-4-0		12-7-0					
7-8-0	0-0-0	0-2-0		HOME		0-1-0		0-3-0		7-2-0					
3-6-0	0-2-0	0-0-		AWAY		0-2-0		1-1-0		2-1-0					
3-6-0	0-2-0	0-0-0		NEUTRAL		0-0-0		0-0-0		3-4-0					
3-17-0	0-2-0	1-5-0		CONFERENCE		0-0-0		0-3-0		2-7-0					
1-10-0	0-2-0	0-3-0		HOME		0-0-0		0-0-0		1-5-0					
2-7-0	0-0-0	1-2-0		AWAY		0-0-0		0-3-0		1-2-0					
0-0-0	0-0-0	0-0-0		NEUTRAL		0-0-0		0-0-0		0-0-0					
RPI	S	Opponent	Score	RPI	S	Opponent	Score	RPI	S	Opponent	Score	RPI	S	Opponent	Score
2	A	Florida	0 10	36	H	James Madison	1 12	78	H	Neb. Omaha	2 6	111	H	UNC Greensboro	0 9
2	A	Florida	1 9	36	H	James Madison	1 6	95	A	Coastal Caro.	3 4	113	A	Delaware	1 2
9	N	Tennessee	1 9	36	H	James Madison	2 11	95	A	Coastal Caro.	5 6	113	A	Delaware	2 6
9	N	Tennessee	0 9	47	H	USC Upstate	0 6					113	A	Delaware	1 6
23	H	Hofstra	4 8	47	H	USC Upstate	3 4					114	H	Campbell	3 9
23	H	Hofstra	0 11	49	A	Georgia St.	0 1					114	H	Campbell	3 5
				49	A	Georgia St.	2 8					147	A	East Carolina	2 3
				49	A	Georgia St.	4 2					147	A	East Carolina	5 3
												155	H	Towson	3 9
												155	H	Towson	4 8
												155	H	Towson	7 12
												195	N	Valparaiso	1 16
												207	N	Presbyterian	4 5
												207	N	Presbyterian	7 3
												211	N	Western Caro.	1 4
												214	N	Liberty	3 1
												217	A	George Mason	1 2
												217	A	George Mason	5 6
												217	A	George Mason	8 2
												221	H	Drexel	2 6
												221	H	Drexel	3 1
												221	H	Drexel	1 4
												228	H	Gardner-Webb	2 4
												234	A	Charleston So.	4 5
												234	N	Charleston So.	6 5
												255	N	Savannah St.	10 13
												261	H	Iona	3 2
				LAST 10 GAMES											
				113	A	Delaware	1 2	221	H	Drexel	2 6				
				113	A	Delaware	2 6	282	H	N.C. Central	9 0				
				113	A	Delaware	1 6	282	H	N.C. Central	5 1				
				221	H	Drexel	3 1	114	H	Campbell	3 9				
				221	H	Drexel	1 4	114	H	Campbell	3 5				

Non-Div. I Games:

UNC Wilmington



RPI	S	Opponent	Score	
261	H	Iona	2	1
276	H	Detroit	8	0
276	H	Detroit	4	10
279	A	N.C. A&T	14	3
279	A	N.C. A&T	12	0
281	H	UMBC	3	1
281	H	UMBC	14	4
282	H	N.C. Central	5	1
282	H	N.C. Central	9	0

UNC Wilmington

U  
N  
C  
W  
i  
l  
m  
i  
n  
g  
t  
o  
n

U  
N  
C  
W  
i  
l  
m  
i  
n  
g  
t  
o  
n



Average RPI Win: 263		WON-LOST	WINNING	LAST 10	STRENGTH OF		OPP. STRENGTH	TEAM	ADJ		CONF.	ADJ CONF.	
Average RPI Loss: 177		RECORD	PCT. RANK	GAMES	SCHEDULE		OF SCHEDULE	RPI	RPI		RPI	RPI	
DIV. I ONLY		26-20-0	.56522	110	8-2-0		280	285	242	.43259	237	31	31
DIV. I NON-CONF.		6-14-0	.3	241	2-0-0		130	226	223	.44362	223	31	31
TOTALS		RPI 1-25	RPI 26-50		W-L RECORDS		RPI 51-100		RPI 101-150		RPI 150+		
26-20-0	0-0-0	0-0-0		OVERALL		0-4-0		0-4-0		26-12-0			
12-9-0	0-0-0	0-0-0		HOME		0-4-0		0-2-0		12-3-0			
13-6-0	0-0-0	0-0-0		AWAY		0-0-0		0-2-0		13-4-0			
1-5-0	0-0-0	0-0-0		NEUTRAL		0-0-0		0-0-0		1-5-0			
6-14-0	0-0-0	0-0-0		NON-CONFERENCE		0-4-0		0-4-0		6-6-0			
3-7-0	0-0-0	0-0-0		HOME		0-4-0		0-2-0		3-1-0			
2-2-0	0-0-0	0-0-		AWAY		0-0-0		0-2-0		2-0-0			
1-5-0	0-0-0	0-0-0		NEUTRAL		0-0-0		0-0-0		1-5-0			
20-6-0	0-0-0	0-0-0		CONFERENCE		0-0-0		0-0-0		20-6-0			
9-2-0	0-0-0	0-0-0		HOME		0-0-0		0-0-0		9-2-0			
11-4-0	0-0-0	0-0-0		AWAY		0-0-0		0-0-0		11-4-0			
0-0-0	0-0-0	0-0-0		NEUTRAL		0-0-0		0-0-0		0-0-0			
RPI	S	Opponent	Score	RPI	S	Opponent	Score	RPI	S	Opponent	Score		
										</			

Non-Div. I Games:

Norfolk St.



RPI	S	Opponent	Score	
279	A	N.C. A&T	16	2
279	A	N.C. A&T	16	8
282	A	N.C. Central	8	0
282	A	N.C. Central	9	4
282	H	N.C. Central	8	4
282	H	N.C. Central	4	6
283	H	UMES	8	5
283	H	UMES	4	3
283	H	UMES	6	9
289	A	Morgan St.	4	2
289	A	Morgan St.	7	2
289	A	Morgan St.	17	7
290	H	Howard	14	0
290	H	Howard	10	2
290	H	Howard	10	0

Norfolk St.

N  
o  
r  
f  
o  
l  
k  
S  
t  
.

N  
o  
r  
f  
o  
l  
k  
S  
t  
.



H  
a  
r  
t  
f  
o  
r  
d

Hartford



RPI	S	Opponent	Score	
213	A	Marist	1	12
213	A	Marist	2	5
235	H	Sacred Heart	6	7
235	H	Sacred Heart	4	5
237	N	Norfolk St.	3	5
237	N	Norfolk St.	3	2
244	N	Saint Francis (PA)	0	2
248	A	Siena	9	1
248	A	Siena	5	3
253	A	Manhattan	1	0
253	A	Manhattan	2	12
255	N	Savannah St.	13	0
255	N	Savannah St.	7	8
261	H	Iona	12	11
261	H	Iona	6	4
265	N	Rhode Island	6	5
269	A	Maine	4	0
269	A	Maine	0	4
269	A	Maine	4	3
277	A	Rider	4	12
277	A	Rider	10	0
281	A	UMBC	6	0
281	A	UMBC	2	1
281	A	UMBC	2	0

Hartford



[illegible]

**Non-Div. I Games:**

Florida A&M



RPI	S	Opponent	Score	
279	A	N.C. A&T	4	9
279	A	N.C. A&T	5	0
279	A	N.C. A&T	9	6
282	H	N.C. Central	8	1
282	H	N.C. Central	4	6
282	H	N.C. Central	8	2
291	A	South Carolina St.	4	0
291	A	South Carolina St.	3	0

Florida A&M



Average RPI Win: 234		WON-LOST	WINNING	LAST 10	STRENGTH OF		OPP. STRENGTH	TEAM	ADJ	CONF.	ADJ CONF.
Average RPI Loss: 133		RECORD	PCT. RANK	GAMES	SCHEDULE		OF SCHEDULE	RPI	RPI	RPI	RPI
DIV. I ONLY		17-33-0	.34	232	6-4-0		194	240	243	.43043	240
DIV. I NON-CONF.		6-30-0	.16667	272	0-1-0		82	173	243	.42642	240
TOTALS		RPI 1-25	RPI 26-50		W-L RECORDS		RPI 51-100		RPI 101-150		RPI 150+
17-33-0		0-2-0	0-0-0		OVERALL		2-13-0		0-5-0		15-13-0
8-11-0		0-0-0	0-0-0		HOME		1-3-0		0-0-0		7-8-0
5-11-0		0-1-0	0-0-0		AWAY		0-4-0		0-4-0		5-2-0
4-11-0		0-1-0	0-0-0		NEUTRAL		1-6-0		0-1-0		3-3-0
6-30-0		0-2-0	0-0-0		NON-CONFERENCE		2-13-0		0-5-0		4-10-0
2-8-0		0-0-0	0-0-0		HOME		1-3-0		0-0-0		1-5-0
0-11-0		0-1-0	0-0-		AWAY		0-4-0		0-4-0		0-2-0
4-11-0		0-1-0	0-0-0		NEUTRAL		1-6-0		0-1-0		3-3-0
11-3-0		0-0-0	0-0-0		CONFERENCE		0-0-0		0-0-0		11-3-0
6-3-0		0-0-0	0-0-0		HOME		0-0-0		0-0-0		6-3-0
5-0-0		0-0-0	0-0-0		AWAY		0-0-0		0-0-0		5-0-0
0-0-0		0-0-0	0-0-0		NEUTRAL		0-0-0		0-0-0		0-0-0
RPI S	Opponent	Score	RPI S	Opponent	Score	RPI S	Opponent	Score	RPI S	Opponent	Score
14 N	Louisville	1 8				52 A	North Florida	2 4	121 A	Fla. Atlantic	0 9
21 A	Florida St.	0 20				52 N	North Florida	1 3	121 A	Fla. Atlantic	0 8
						52 N	North Florida	3 5	132 A	Loyola Marymount	1 7
						60 N	Ohio St.	0 11	132 A	Loyola Marymount	4 5
						60 N	Ohio St.	4 3	144 N	Stony Brook	1 2
						64 N	Utah	0 8	151 H	Providence	1 10
						71 A	Jacksonville	2 3	151 H	Providence	6 18
						71 H	Jacksonville	0 1	187 N	Elon	5 4
						71 N	Jacksonville	0 2	189 N	Dartmouth	4 8
						76 H	UCF	4 5	189 N	Dartmouth	9 6
						85 A	Stetson	2 3	189 N	Dartmouth	2 3
						85 A	Stetson	3 7	189 N	Dartmouth	2 1
						93 H	Monmouth	2 8	199 H	Cornell	3 6
						93 H	Monmouth	4 2	199 H	Cornell	3 7
						94 N	Iowa St.	0 7	215 A	UC Riverside	4 12
									215 A	UC Riverside	5 8
									234 N	Charleston So.	6 9
									239 H	Florida A&M	5 7
									239 H	Florida A&M	12 3
									239 H	Florida A&M	4 12
									255 A	Savannah St.	11 4
									255 A	Savannah St.	13 3
									255 A	Savannah St.	15 10
						239 H	Florida A&M	4 12	268 H	Niagara	2 5
						239 H	Florida A&M	5 7	268 H	Niagara	10 2
						239 H	Florida A&M	12 3	279 H	N.C. A&T	5 1
						255 A	Savannah St.	11 4	279 H	N.C. A&T	5 1
						255 A	Savannah St.	13 3	76 H	UCF	4 5
									279 H	N.C. A&T	2 1

Non-Div. I Games:

Bethune-Cookman



RPI	S	Opponent	Score	
279	H	N.C. A&T	1	6
282	A	N.C. Central	9	1
282	A	N.C. Central	11	4
291	H	South Carolina St.	4	3
291	H	South Carolina St.	9	8
291	H	South Carolina St.	8	0

Bethune-Cookman

B  
e  
t  
h  
u  
n  
e  
-  
C  
o  
o  
k  
m  
a  
n

B  
e  
t  
h  
u  
n  
e  
-  
C  
o  
o  
k  
m  
a  
n



Average RPI Win:		217	WON-LOST RECORD		WINNING PCT. RANK		LAST 10 GAMES		STRENGTH OF SCHEDULE		OPP. STRENGTH OF SCHEDULE		TEAM RPI		ADJ RPI		CONF. RPI		ADJ CONF. RPI				
DIV. I ONLY			16-30-0		.34783	226	4-6-0		223		163		238		.42997	241	27		27				
DIV. I NON-CONF.			7-24-0		.22581	258	0-4-0		186		104		252		.41567	250	24		24				
TOTALS		RPI 1-25		RPI 26-50		W-L RECORDS		RPI 51-100		RPI 101-150		RPI 150+											
16-30-0		0-3-0		0-1-0		OVERALL		1-8-0		0-6-0		15-12-0											
5-8-0		0-0-0		0-0-0		HOME		0-2-0		0-2-0		5-4-0											
5-8-0		0-0-0		0-1-0		AWAY		0-1-0		0-2-0		5-4-0											
6-14-0		0-3-0		0-0-0		NEUTRAL		1-5-0		0-2-0		5-4-0											
7-24-0		0-3-0		0-1-0		NON-CONFERENCE		1-8-0		0-6-0		6-6-0											
0-4-0		0-0-0		0-0-0		HOME		0-2-0		0-2-0		0-0-0											
1-6-0		0-0-0		0-0-		AWAY		0-1-0		0-2-0		1-2-0											
6-14-0		0-3-0		0-0-0		NEUTRAL		1-5-0		0-2-0		5-4-0											
9-6-0		0-0-0		0-0-0		CONFERENCE		0-0-0		0-0-0		9-6-0											
5-4-0		0-0-0		0-0-0		HOME		0-0-0		0-0-0		5-4-0											
4-2-0		0-0-0		0-0-0		AWAY		0-0-0		0-0-0		4-2-0											
0-0-0		0-0-0		0-0-0		NEUTRAL		0-0-0		0-0-0		0-0-0											
RPI	S	Opponent		Score		RPI	S	Opponent		Score		RPI	S	Opponent		Score		RPI	S	Opponent		Score	
9	N	Tennessee		3	18	29	A	Arizona		3	6	59	N	San Jose St.		0	1	117	A	BYU		0	8
11	N	Nebraska		0	7							59	N	San Jose St.		0	5	117	A	BYU		0	8
24	N	Arkansas		2	3							64	H	Utah		6	11	126	N	Utah Valley		0	3
												64	H	Utah		2	14	129	H	Boise St.		1	12
												70	A	Pacific		1	2	129	H	Boise St.		3	5
												88	N	Drake		2	7	140	N	Texas-Arlington		0	1
												99	N	Nevada		5	6	167	A	Portland St.		4	5
												99	N	Nevada		9	5	167	A	Portland St.		0	5
												100	N	Purdue		0	8	167	A	Portland St.		5	4
																		172	H	Idaho St.		6	4
																		172	H	Idaho St.		8	7
																		172	H	Idaho St.		5	15
																		177	N	Fairfield		1	5
																		191	H	Sacramento St.		3	1
																		191	H	Sacramento St.		0	8
																		191	H	Sacramento St.		6	5
																		205	N	Seattle		4	6
																		212	N	Miami (OH)		10	2
																		215	A	UC Riverside		1	2
																		215	A	UC Riverside		1	9
																		219	N	Buffalo		3	6
																		226	N	IUPUI		1	5
																		226	N	IUPUI		3	1
																		231	H	Northern Colo.		4	6
																		231	H	Northern Colo.		13	11
																		231	H	Northern Colo.		6	7
																		247	A	Utah St.		5	4
LAST 10 GAMES																							

Non-Div. I Games: Dixie St. 6 17 Dixie St. 3 4

Southern Utah



RPI	S	Opponent	Score	
247	N	Utah St.	6	4
247	N	Utah St.	4	1
261	N	Iona	9	3
267	A	Weber St.	12	2
267	A	Weber St.	6	2
267	A	Weber St.	7	2

Southern Utah

S  
o  
u  
t  
h  
e  
r  
n  
U  
t  
a  
h

S  
o  
u  
t  
h  
e  
r  
n  
U  
t  
a  
h



C  
o  
l  
u  
m  
b  
i  
a

Columbia



RPI	S	Opponent	Score	
213	N	Marist	0	8
216	N	Green Bay	1	3
216	N	Green Bay	6	7
253	A	Manhattan	11	1
253	A	Manhattan	8	9
253	N	Manhattan	4	3
253	N	Manhattan	2	6
261	N	Iona	0	1
261	N	Iona	2	1
270	A	Brown	12	1
270	A	Brown	1	5
272	N	Wagner	5	2
273	A	Yale	2	1
273	A	Yale	7	2
277	A	Rider	7	6
277	A	Rider	3	4
277	N	Rider	6	0
277	N	Rider	11	3
286	H	Saint Peter's	6	5
286	H	Saint Peter's	0	3
286	N	Saint Peter's	6	0

Columbia

C  
o  
l  
u  
m  
b  
i  
a

C  
o  
l  
u  
m  
b  
i  
a



Average RPI Win:		225	WON-LOST RECORD		WINNING PCT. RANK	LAST 10 GAMES		STRENGTH OF SCHEDULE		OPP. STRENGTH OF SCHEDULE	TEAM RPI	ADJ RPI	CONF. RPI	ADJ CONF. RPI			
Average RPI Loss:		133															
DIV. I ONLY			14-35-0		.28571	255	3-7-0		155	224	246	.42736	243	17	17		
DIV. I NON-CONF.			9-17-0		.34615	214	0-0-0		218	253	242	.4261	241	20	20		
TOTALS		RPI 1-25		RPI 26-50		W-L RECORDS		RPI 51-100		RPI 101-150		RPI 150+					
14-35-0		0-3-0		0-1-0		OVERALL		1-11-0		1-5-0		12-15-0					
7-14-0		0-0-0		0-0-0		HOME		1-3-0		0-2-0		6-9-0					
2-15-0		0-0-0		0-1-0		AWAY		0-0-0		1-0-0		1-3-0					
5-6-0		0-1-0		0-0-0		NEUTRAL		0-0-0		0-2-0		5-3-0					
9-17-0		0-3-0		0-1-0		NON-CONFERENCE		0-3-0		0-4-0		9-6-0					
3-7-0		0-0-0		0-0-0		HOME		0-2-0		0-2-0		3-3-0					
1-4-0		0-2-0		0-0-		AWAY		0-1-0		0-0-0		1-0-0					
5-6-0		0-1-0		0-0-0		NEUTRAL		0-0-0		0-2-0		5-3-0					
5-18-0		0-0-0		0-0-0		CONFERENCE		1-8-0		1-1-0		3-9-0					
4-7-0		0-0-0		0-0-0		HOME		1-1-0		0-0-0		3-6-0					
1-11-0		0-0-0		0-0-0		AWAY		0-7-0		1-1-0		0-3-0					
0-0-0		0-0-0		0-0-0		NEUTRAL		0-0-0		0-0-0		0-0-0					
RPI	S	Opponent		Score		RPI	S	Opponent		Score		RPI	S	Opponent		Score	
9	A	Tennessee		1	19	32	A	Mississippi St.		0	8	65	A	Eastern Ill.		1	7
15	N	South Ala.		1	9							65	A	Eastern Ill.		0	4
21	A	Florida St.		0	8							66	A	Auburn		2	3
												66	H	Auburn		1	6
												69	A	SIU Edwardsville		1	8
												69	A	SIU Edwardsville		0	8
												78	H	Neb. Omaha		0	11
												86	H	UT Martin		4	2
												86	H	UT Martin		0	13
												92	A	Eastern Ky.		2	9
												92	A	Eastern Ky.		5	13
												92	A	Eastern Ky.		3	5

Non-Div. I Games:

Tennessee St.







Average RPI Win:	253	WON-LOST	WINNING	LAST 10	STRENGTH OF	OPP. STRENGTH	TEAM	ADJ	CONF.	ADJ CONF.					
Average RPI Loss:	167	RECORD	PCT. RANK	GAMES	SCHEDULE	OF SCHEDULE	RPI	RPI	RPI	RPI					
DIV. I ONLY	25-30-0	.45455	165	3-7-0	263	264	239	.42664	244	23	23				
DIV. I NON-CONF.	19-16-0	.54286	119	1-1-0	278	285	225	.43412	236	23	23				
<hr/>															
TOTALS	RPI 1-25	RPI 26-50		W-L RECORDS		RPI 51-100		RPI 101-150		RPI 150+					
25-30-0	0-0-0	0-0-0		OVERALL		0-6-0		0-7-0		25-17-0					
7-9-0	0-0-0	0-0-0		HOME		0-0-0		0-2-0		7-7-0					
8-16-0	0-0-0	0-0-0		AWAY		0-4-0		0-4-0		8-8-0					
10-5-0	0-0-0	0-0-0		NEUTRAL		0-2-0		0-1-0		10-2-0					
<hr/>															
19-16-0	0-0-0	0-0-0		NON-CONFERENCE		0-4-0		0-3-0		19-9-0					
3-3-0	0-0-0	0-0-0		HOME		0-0-0		0-0-0		3-3-0					
6-8-0	0-0-0	0-0-		AWAY		0-2-0		0-2-0		6-4-0					
10-5-0	0-0-0	0-0-0		NEUTRAL		0-2-0		0-1-0		10-2-0					
<hr/>															
6-14-0	0-0-0	0-0-0		CONFERENCE		0-2-0		0-4-0		6-8-0					
4-6-0	0-0-0	0-0-0		HOME		0-0-0		0-2-0		4-4-0					
2-8-0	0-0-0	0-0-0		AWAY		0-2-0		0-2-0		2-4-0					
0-0-0	0-0-0	0-0-0		NEUTRAL		0-0-0		0-0-0		0-0-0					
<hr/>															
RPI	S	Opponent	Score	RPI	S	Opponent	Score	RPI	S	Opponent	Score				
				81 A Longwood				4	20	101 H Robert Morris			4	6	
				81 A Longwood				0	10	101 H Robert Morris			1	8	
				82 N Creighton				0	2	113 A Delaware			2	7	
				86 N UT Martin				0	2	124 A Central Conn. St.			11	12	
				93 A Monmouth				0	6	124 A Central Conn. St.			5	8	
				93 A Monmouth				0	7	127 A Penn St.			1	4	
								137 N South Dakota			1	3			
								152 N Villanova			3	1			
								165 A Temple			4	10			
								165 A Temple			1	2			
								180 A Fairleigh Dickinson			1	2			
								180 A Fairleigh Dickinson			1	2			
								186 H LIU Brooklyn			5	6			
								186 H LIU Brooklyn			0	10			
								188 A Bryant			2	9			
								188 A Bryant			9	5			
								203 A Akron			4	10			
								203 A Akron			6	2			
								220 H Quinnipiac			0	2			
								220 H Quinnipiac			4	3			
				230 H Cleveland St.			4	3							
				230 H Cleveland St.			6	1							
				235 H Sacred Heart			3	10							
				235 H Sacred Heart			4	2							
				238 N Hartford			2	0							
				246 A Bucknell			2	3							
				246 H Bucknell			5	4							
<hr/>															
LAST 10 GAMES				220 H Quinnipiac				4	3	203 A Akron				6	2
				220 H Quinnipiac				0	2	93 A Monmouth				0	7
				235 H Sacred Heart				3	10	93 A Monmouth				0	6
				235 H Sacred Heart				4	2	180 A Fairleigh Dickinson				1	2
				203 A Akron				4	10	180 A Fairleigh Dickinson				1	2

Non-Div. I Games:

Saint Francis (PA)







Average RPI Win: 262		WON-LOST	WINNING	LAST 10	STRENGTH OF		OPP. STRENGTH	TEAM	ADJ		CONF.	ADJ CONF.			
Average RPI Loss: 130		RECORD	PCT. RANK	GAMES	SCHEDULE		OF SCHEDULE	RPI	RPI		RPI	RPI			
DIV. I ONLY		21-10-0	.67742	50	8-2-0		282	266	190		.42641	245			
DIV. I NON-CONF.		6-9-0	.4	194	0-2-0		204	165	209		.41504	251			
TOTALS		RPI 1-25	RPI 26-50		W-L RECORDS		RPI 51-100		RPI 101-150		RPI 150+				
21-10-0		0-1-0	0-0-0		OVERALL		0-3-0		1-3-0		20-3-0				
8-4-0		0-0-0	0-0-0		HOME		0-2-0		1-1-0		7-1-0				
7-3-0		0-1-0	0-0-0		AWAY		0-1-0		0-1-0		7-0-0				
6-3-0		0-0-0	0-0-0		NEUTRAL		0-0-0		0-1-0		6-2-0				
6-9-0		0-1-0	0-0-0		NON-CONFERENCE		0-3-0		1-3-0		5-2-0				
3-4-0		0-0-0	0-0-0		HOME		0-2-0		1-1-0		2-1-0				
1-3-0		0-1-0	0-0-		AWAY		0-1-0		0-1-0		1-0-0				
2-2-0		0-0-0	0-0-0		NEUTRAL		0-0-0		0-1-0		2-1-0				
15-1-0		0-0-0	0-0-0		CONFERENCE		0-0-0		0-0-0		15-1-0				
5-0-0		0-0-0	0-0-0		HOME		0-0-0		0-0-0		5-0-0				
6-0-0		0-0-0	0-0-0		AWAY		0-0-0		0-0-0		6-0-0				
4-1-0		0-0-0	0-0-0		NEUTRAL		0-0-0		0-0-0		4-1-0				
RPI	S	Opponent	Score		RPI	S	Opponent	Score		RPI	S	Opponent	Score		
3	A	Texas	0	8						137	N	South Dakota	3	5	
										138	A	Lamar	1	4	
										138	H	Lamar	5	3	
										145	H	Southeastern La.	1	2	
										198	A	Houston Baptist	8	5	
										198	H	Houston Baptist	2	3	
										222	N	Jackson St.	5	7	
										229	N	UTEP	4	1	
										246	H	Bucknell	3	2	
										246	H	Bucknell	4	3	
										251	N	South Dakota St.	3	7	
										252	N	Mississippi Val.	5	3	
										264	N	Alabama St.	6	3	
										266	A	Ark.-Pine Bluff	5	0	
										266	A	Ark.-Pine Bluff	8	0	
										266	A	Ark.-Pine Bluff	11	1	
										275	N	Alcorn	8	0	
										281	N	UMBC	14	5	
										284	A	Southern U.	14	3	
										284	A	Southern U.	14	2	
										284	A	Southern U.	6	0	
LAST 10 GAMES										285	N	Alabama A&M	10	2	
					288	H	Prairie View	5	3	287	H	Grambling	17	3	
					288	H	Prairie View	5	2	138	A	Lamar	1	4	
					67	A	Sam Houston St.	0	8	266	A	Ark.-Pine Bluff	5	0	
					284	A	Southern U.	14	2	266	A	Ark.-Pine Bluff	8	0	
					284	A	Southern U.	6	0	266	A	Ark.-Pine Bluff	11	1	
Non-Div. I Games:		Houston-Victoria	7	8	Houston-Victoria	4	3	Houston-Victoria	2	1	Northwood (TX)		5	7	
		Northwood (TX)	5	3	Our Lady Of The Lake	7	8	Huston-Tillotson	10	0	Northwood (TX)		Texas Southern	3	1



T  
e  
x  
a  
s  
S  
o  
u  
t  
h  
e  
r  
n

Texas Southern				Through Games Of May 5, 2013				Texas Southern			
Non-Div. I Games:	LSU-Alexandria	5	2	Northwood (TX)	5	2	Huston-Tillotson	15	0	Langston	6
	Houston-Victoria	8	0	Our Lady Of The Lake	9	2	Langston	3	6		

T  
e  
x  
a  
s  
S  
o  
u  
t  
h  
e  
r  
n



Average RPI Win:	235	WON-LOST	WINNING	LAST 10	STRENGTH OF	OPP. STRENGTH	TEAM	ADJ	CONF.	ADJ CONF.		
Average RPI Loss:	188	RECORD	PCT. RANK	GAMES	SCHEDULE	OF SCHEDULE	RPI	RPI	RPI	RPI		
DIV. I ONLY		20-28-0	.41667	190	7-3-0	234	272	235	.42545	246	28	28
DIV. I NON-CONF.		9-19-0	.32143	228	2-0-0	207	273	249	.4116	256	28	28
<hr/>												
TOTALS	RPI 1-25	RPI 26-50		W-L RECORDS		RPI 51-100		RPI 101-150		RPI 150+		
20-28-0	0-0-0	0-0-0		OVERALL		0-4-0		2-6-0		18-18-0		
6-5-0	0-0-0	0-0-0		HOME		0-0-0		1-3-0		5-2-0		
12-19-0	0-0-0	0-0-0		AWAY		0-4-0		1-1-0		11-14-0		
2-4-0	0-0-0	0-0-0		NEUTRAL		0-0-0		0-2-0		2-2-0		
<hr/>												
9-19-0	0-0-0	0-0-0		NON-CONFERENCE		0-4-0		1-3-0		8-12-0		
1-2-0	0-0-0	0-0-0		HOME		0-0-0		0-0-0		1-2-0		
6-13-0	0-0-0	0-0-		AWAY		0-4-0		1-1-0		5-8-0		
2-4-0	0-0-0	0-0-0		NEUTRAL		0-0-0		0-2-0		2-2-0		
<hr/>												
11-9-0	0-0-0	0-0-0		CONFERENCE		0-0-0		1-3-0		10-6-0		
5-3-0	0-0-0	0-0-0		HOME		0-0-0		1-3-0		4-0-0		
6-6-0	0-0-0	0-0-0		AWAY		0-0-0		0-0-0		6-6-0		
0-0-0	0-0-0	0-0-0		NEUTRAL		0-0-0		0-0-0		0-0-0		
<hr/>												
RPI	S	Opponent	Score	RPI	S	Opponent	Score	RPI	S	Opponent	Score	
						75 A McNeese St.	0 8			128 H Lehigh	2 1	
						75 A McNeese St.	2 9			128 H Lehigh	2 5	
						81 A Longwood	0 7			128 H Lehigh	1 3	
						81 A Longwood	1 9			128 H Lehigh	1 6	
										138 A Lamar	2 1	
										138 A Lamar	1 3	
										144 N Stony Brook	2 13	
										144 N Stony Brook	3 4	
										158 A George Washington	4 3	
										161 N Seton Hall	4 0	
										161 N Seton Hall	2 4	
										193 A Army	4 5	
										193 A Army	0 2	
										193 A Army	0 1	
										193 A Army	4 0	
										198 A Houston Baptist	1 6	
										198 A Houston Baptist	9 7	
										221 H Drexel	1 3	
										221 H Drexel	1 3	
										230 A Cleveland St.	2 6	
										230 A Cleveland St.	0 3	
						LAST 10 GAMES				244 A Saint Francis (PA)	4 3	
						258 A Holy Cross	4 3			244 A Saint Francis (PA)	4 5	
						258 A Holy Cross	7 6			244 H Saint Francis (PA)	3 2	
						258 A Holy Cross	2 1			245 A Texas Southern	2 3	
						258 A Holy Cross	1 0			245 A Texas Southern	3 4	
						244 H Saint Francis (PA)	3 2			254 A Colgate	2 3	
						193 A Army	0 1					
						193 A Army	4 0					
						193 A Army	0 2					
						193 A Army	4 5					
						244 A Saint Francis (PA)	4 3					

**Non-Div. I Games:**

Bucknell



RPI	S	Opponent	Score	
254	A	Colgate	7	0
254	A	Colgate	5	8
254	A	Colgate	2	4
256	N	Canisius	1	4
258	A	Holy Cross	1	0
258	A	Holy Cross	4	3
258	A	Holy Cross	2	1
258	A	Holy Cross	7	6
262	A	La Salle	0	8
262	A	La Salle	7	0
271	N	St. Bonaventure	8	7
280	H	Lafayette	8	3
280	H	Lafayette	4	0
280	H	Lafayette	2	0
280	H	Lafayette	4	0
288	A	Prairie View	1	7
288	A	Prairie View	8	0

Bucknell

B  
u  
c  
k  
n  
e  
l  
l

B  
u  
c  
k  
n  
e  
l  
l



U  
t  
a  
h  
s  
t

Utah St.



Utah St.

Through Games Of May 5, 2013

RPI	S	Opponent	Score	
175	H	Texas St.	5	2
175	H	Texas St.	8	9
202	A	San Diego	3	4
205	A	Seattle	1	2
205	A	Seattle	1	3
205	A	Seattle	0	8
241	H	Southern Utah	4	5
241	N	Southern Utah	1	4
241	N	Southern Utah	4	6
267	A	Weber St.	2	1
267	A	Weber St.	11	3

Utah St.

U  
t  
a  
h  
S  
t  
.

U  
t  
a  
h  
S  
t  
.



Average RPI Win: 240		WON-LOST RECORD	WINNING PCT. RANK	LAST 10 GAMES	STRENGTH OF SCHEDULE	OPP. STRENGTH OF SCHEDULE	TEAM RPI	ADJ RPI		CONF. RPI	ADJ CONF. RPI	
Average RPI Loss: 178												
DIV. I ONLY		21-24-0	.46667 157	8-2-0	273	251	245	.42435	248	29	29	
DIV. I NON-CONF.		9-20-0	.31034 234	1-1-0	264	237	260	.39813	261	29	29	
<hr/>												
TOTALS		RPI 1-25		RPI 26-50		W-L RECORDS		RPI 51-100		RPI 101-150		RPI 150+
21-24-0		0-0-0		0-0-0		OVERALL		0-3-0		1-6-0		20-15-0
8-7-0		0-0-0		0-0-0		HOME		0-0-0		1-1-0		7-6-0
11-12-0		0-0-0		0-0-0		AWAY		0-2-0		0-3-0		11-7-0
2-5-0		0-0-0		0-0-0		NEUTRAL		0-1-0		0-2-0		2-2-0
9-20-0		0-0-0		0-0-0		NON-CONFERENCE		0-3-0		1-6-0		8-11-0
3-4-0		0-0-0		0-0-0		HOME		0-0-0		1-1-0		2-3-0
4-11-0		0-0-0		0-0-		AWAY		0-2-0		0-3-0		4-6-0
2-5-0		0-0-0		0-0-0		NEUTRAL		0-1-0		0-2-0		2-2-0
12-4-0		0-0-0		0-0-0		CONFERENCE		0-0-0		0-0-0		12-4-0
5-3-0		0-0-0		0-0-0		HOME		0-0-0		0-0-0		5-3-0
7-1-0		0-0-0		0-0-0		AWAY		0-0-0		0-0-0		7-1-0
0-0-0		0-0-0		0-0-0		NEUTRAL		0-0-0		0-0-0		0-0-0
RPI	S	Opponent	Score	RPI	S	Opponent	Score	RPI	S	Opponent	Score	



RPI	S	Opponent	Score	
256	H	Canisius	8	0
258	H	Holy Cross	15	7
258	H	Holy Cross	10	2
261	H	Iona	0	5
261	H	Iona	0	11
268	A	Niagara	10	7
268	A	Niagara	5	2
277	H	Rider	16	0
277	H	Rider	7	6
278	A	Coppin St.	19	4
278	A	Coppin St.	10	4
283	N	UMES	4	11
286	A	Saint Peter's	7	3
286	A	Saint Peter's	9	5
289	A	Morgan St.	16	3

Siena

S  
i  
e  
n  
a

S  
i  
e  
n  
a



Average RPI Win: 233		WON-LOST RECORD		WINNING PCT. RANK		LAST 10 GAMES		STRENGTH OF SCHEDULE		OPP. STRENGTH OF SCHEDULE		TEAM RPI		ADJ RPI		CONF. RPI		ADJ CONF. RPI	
Average RPI Loss: 161																			
DIV. I ONLY		16-30-0		.34783 226		5-5-0		212		247		249		.4223 249		23		23	
DIV. I NON-CONF.		9-17-0		.34615 214		1-1-0		236		274		253		.41385 252		23		23	
TOTALS		RPI 1-25		RPI 26-50		W-L RECORDS		RPI 51-100		RPI 101-150		RPI 150+							
16-30-0		0-2-0		0-0-0		OVERALL		0-5-0		1-4-0		15-19-0							
7-11-0		0-0-0		0-0-0		HOME		0-2-0		1-1-0		6-8-0							
6-12-0		0-0-0		0-0-0		AWAY		0-0-0		0-0-0		6-2-0							
3-7-0		0-1-0		0-0-0		NEUTRAL		0-1-0		0-1-0		3-4-0							
9-17-0		0-2-0		0-0-0		NON-CONFERENCE		0-3-0		0-1-0		9-11-0							
3-5-0		0-0-0		0-0-0		HOME		0-0-0		0-0-0		3-5-0							
3-5-0		0-1-0		0-0-		AWAY		0-2-0		0-0-0		3-2-0							
3-7-0		0-1-0		0-0-0		NEUTRAL		0-1-0		0-1-0		3-4-0							
7-13-0		0-0-0		0-0-0		CONFERENCE		0-2-0		1-3-0		6-8-0							
4-6-0		0-0-0		0-0-0		HOME		0-2-0		1-1-0		3-3-0							
3-7-0		0-0-0		0-0-0		AWAY		0-0-0		0-2-0		3-5-0							
0-0-0		0-0-0		0-0-0		NEUTRAL		0-0-0		0-0-0		0-0-0							
RPI S	Opponent	Score		RPI S	Opponent	Score		RPI S	Opponent	Score		RPI S	Opponent	Score					
2 A	Florida	2	8					52 A	North Florida	0	9	101 A	Robert Morris	0	5				
15 N	South Ala.	2	12					52 A	North Florida	0	8	101 A	Robert Morris	1	2				
								88 N	Drake	5	6	113 N	Delaware	4	5				
								93 H	Monmouth	3	7	124 H	Central Conn. St.	5	3				
								93 H	Monmouth	3	16	124 H	Central Conn. St.	2	11				
												155 A	Towson	10	0				
												156 N	Princeton	2	4				
												158 A	George Washington	1	9				
												158 A	George Washington	2	6				
												158 H	George Washington	2	8				
												158 H	George Washington	1	5				
												161 N	Seton Hall	3	5				
												180 H	Fairleigh Dickinson	2	11				
												180 H	Fairleigh Dickinson	3	1				
												186 A	LIU Brooklyn	4	2				
												186 A	LIU Brooklyn	0	5				
												188 H	Bryant	3	10				
												188 H	Bryant	1	0				
												207 N	Presbyterian	2	5				
												220 A	Quinnipiac	4	7				
												220 A	Quinnipiac	5	13				
												235 A	Sacred Heart	2	1				
												235 A	Sacred Heart	3	2				
												239 N	Florida A&M	3	1				
												239 N	Florida A&M	3	4				
												244 H	Saint Francis (PA)	5	2				
												244 H	Saint Francis (PA)	1	4				
												244 H	Saint Francis (PA)	1	4				
LAST 10 GAMES																			
				186 A	LIU Brooklyn	4	2	93 H	Monmouth	3	7	235 A	Sacred Heart	3	2				
				186 A	LIU Brooklyn	0	5	289 H	Morgan St.	8	13	239 N	Florida A&M	3	1				
				235 A	Sacred Heart	3	2	289 H	Morgan St.	8	0	239 N	Florida A&M	3	4				
				235 A	Sacred Heart	2	1	244 H	Saint Francis (PA)	5	2	244 H	Saint Francis (PA)	5	2				
				93 H	Monmouth	3	16	244 H	Saint Francis (PA)	1	4	244 H	Saint Francis (PA)	1	4				

Non-Div. I Games:

Mt. St. Mary's



RPI	S	Opponent	Score	
256	H	Canisius	4	3
256	H	Canisius	0	6
271	N	St. Bonaventure	15	2
272	A	Wagner	3	4
272	A	Wagner	7	8
274	A	Delaware St.	4	2
280	H	Lafayette	0	5
280	H	Lafayette	11	3
281	A	UMBC	19	0
289	H	Morgan St.	8	0
289	H	Morgan St.	8	13
290	N	Howard	8	0

Mt. St. Mary's

M  
t  
.  
S  
t  
.  
M  
a  
r  
y  
'  
s

M  
t  
.  
S  
t  
.  
M  
a  
r  
y  
'  
s



Average RPI Win:	225	WON-LOST RECORD	WINNING PCT. RANK	LAST 10 GAMES	STRENGTH OF SCHEDULE	OPP. STRENGTH OF SCHEDULE	TEAM RPI	ADJ RPI	CONF. RPI	ADJ CONF. RPI		
DIV. I ONLY		16-25-0	.39024	207	4-6-0	258	244	254	.42187	250	26	26
DIV. I NON-CONF.		7-13-0	.35	212	1-1-0	235	261	248	.4229	245	25	25
<hr/>												
TOTALS	RPI 1-25	RPI 26-50		W-L RECORDS		RPI 51-100		RPI 101-150		RPI 150+		
16-25-0	0-0-0	0-0-0		OVERALL		0-3-0		2-7-0		14-15-0		
7-7-0	0-0-0	0-0-0		HOME		0-0-0		1-2-0		6-5-0		
6-7-0	0-0-0	0-0-0		AWAY		0-0-0		1-0-0		5-0-0		
3-11-0	0-0-0	0-0-0		NEUTRAL		0-3-0		0-3-0		3-5-0		
7-13-0	0-0-0	0-0-0		NON-CONFERENCE		0-3-0		0-3-0		7-7-0		
1-1-0	0-0-0	0-0-0		HOME		0-0-0		0-0-0		1-1-0		
3-1-0	0-0-0	0-0-		AWAY		0-0-0		0-0-0		3-1-0		
3-11-0	0-0-0	0-0-0		NEUTRAL		0-3-0		0-3-0		3-5-0		
9-12-0	0-0-0	0-0-0		CONFERENCE		0-0-0		2-4-0		7-8-0		
6-6-0	0-0-0	0-0-0		HOME		0-0-0		1-2-0		5-4-0		
3-6-0	0-0-0	0-0-0		AWAY		0-0-0		1-2-0		2-4-0		
0-0-0	0-0-0	0-0-0		NEUTRAL		0-0-0		0-0-0		0-0-0		
RPI	S	Opponent	Score	RPI	S	Opponent	Score	RPI	S	Opponent	Score	
						68 N Saint Joseph's	2 6	114 N Campbell		7 9		
						82 N Creighton	2 6	126 N Utah Valley		3 8		
						90 N Fordham	0 7	131 H Loyola Chicago		0 6		
								131 H Loyola Chicago		5 8		
								131 H Loyola Chicago		6 0		
								142 N Bowling Green		0 1		
								148 A Ill.-Chicago		2 3		
								148 A Ill.-Chicago		1 5		
								148 A Ill.-Chicago		6 5		
								163 N Jacksonville St.		3 8		
								165 N Temple		1 7		
								180 N Fairleigh Dickinson		5 1		
								185 N Boston U.		4 6		
								193 N Army		3 10		
								195 A Valparaiso		0 3		
								195 A Valparaiso		3 2		
								195 A Valparaiso		5 6		
								201 A Eastern Mich.		3 5		
								201 A Eastern Mich.		13 3		
								216 H Green Bay		1 2		
								216 H Green Bay		7 6		
								216 H Green Bay		4 2		
								224 A Wright St.		3 4		
								224 A Wright St.		7 2		
								224 A Wright St.		0 3		
								230 H Cleveland St.		6 11		
								230 H Cleveland St.		4 5		
LAST 10 GAMES												
						195 A Valparaiso	3 2	148 A Ill.-Chicago	2 3	224 A Wright St.	3 4	
						195 A Valparaiso	0 3	148 A Ill.-Chicago	1 5	224 A Wright St.	7 2	
						195 A Valparaiso	5 6	148 A Ill.-Chicago	6 5	224 A Wright St.	0 3	
						271 H St. Bonaventure	7 1	216 H Green Bay	1 2	230 H Cleveland St.	6 11	
						271 H St. Bonaventure	4 7	216 H Green Bay	7 6	230 H Cleveland St.	4 5	

Non-Div. I Games:

Youngstown St.



RPI	S	Opponent	Score	
230	H	Cleveland St.	2	1
244	A	Saint Francis (PA)	8	5
244	A	Saint Francis (PA)	5	3
269	N	Maine	10	4
271	H	St. Bonaventure	7	1
271	H	St. Bonaventure	4	7
272	N	Wagner	10	2
276	H	Detroit	8	0
276	H	Detroit	2	4
276	H	Detroit	5	0
286	N	Saint Peter's	5	6

Youngstown St.

Y  
o  
u  
n  
g  
s  
t  
o  
w  
n  
s  
t  
.

Y  
o  
u  
n  
g  
s  
t  
o  
w  
n  
s  
t  
.



Average RPI Win:	224	WON-LOST	WINNING	LAST 10	STRENGTH OF	OPP. STRENGTH	TEAM	ADJ	CONF.	ADJ CONF.	
Average RPI Loss:	150	RECORD	PCT. RANK	GAMES	SCHEDULE	OF SCHEDULE	RPI	RPI	RPI	RPI	
DIV. I ONLY	15-30-0	.33333	235	2-8-0	228	221	253	.42122	251	18	18
DIV. I NON-CONF.	9-13-0	.40909	192	0-0-0	284	236	257	.40776	257	21	21
TOTALS	RPI 1-25	RPI 26-50	W-L RECORDS		RPI 51-100	RPI 101-150		RPI 150+			
15-30-0	0-0-0	0-0-0	OVERALL		1-9-0	0-7-0		14-14-0			
0-1-0	0-0-0	0-0-0	HOME		0-0-0	0-1-0		0-0-0			
3-17-0	0-0-0	0-0-0	AWAY		0-7-0	0-5-0		3-5-0			
12-12-0	0-0-0	0-0-0	NEUTRAL		1-2-0	0-1-0		11-9-0			
9-13-0	0-0-0	0-0-0	NON-CONFERENCE		0-1-0	0-4-0		9-8-0			
0-1-0	0-0-0	0-0-0	HOME		0-0-0	0-1-0		0-0-0			
1-5-0	0-0-0	0-0-	AWAY		0-1-0	0-2-0		1-2-0			
8-7-0	0-0-0	0-0-0	NEUTRAL		0-0-0	0-1-0		8-6-0			
6-17-0	0-0-0	0-0-0	CONFERENCE		1-8-0	0-3-0		5-6-0			
0-0-0	0-0-0	0-0-0	HOME		0-0-0	0-0-0		0-0-0			
2-12-0	0-0-0	0-0-0	AWAY		0-6-0	0-3-0		2-3-0			
4-5-0	0-0-0	0-0-0	NEUTRAL		1-2-0	0-0-0		3-3-0			
RPI S	Opponent	Score	RPI S	Opponent	Score	RPI S	Opponent	Score	RPI S	Opponent	Score
						61 A	North Dakota St.	1 10	108 A	UC Santa Barbara	4 5
						61 A	North Dakota St.	1 2	108 H	UC Santa Barbara	3 8
						61 A	North Dakota St.	0 4	116 N	Pittsburgh	3 7
						78 A	Neb. Omaha	0 1	137 A	South Dakota	15 16
						78 A	Neb. Omaha	1 4	137 A	South Dakota	6 7
						78 A	Neb. Omaha	0 3	137 A	South Dakota	1 7
						94 A	Iowa St.	4 11	145 A	Southeastern La.	2 7
						98 N	IPFW	4 3	154 N	Dayton	1 2
						98 N	IPFW	3 4	168 N	Western Ill.	1 10
						98 N	IPFW	0 3	168 N	Western Ill.	3 6
									168 N	Western Ill.	3 4
									182 N	Western Mich.	1 0
									192 A	UMKC	4 5
									192 A	UMKC	11 7
									195 N	Valparaiso	3 2
									202 A	San Diego	1 3
									202 A	San Diego	1 5
									202 A	San Diego	1 0
									205 N	Seattle	2 8
									205 N	Seattle	8 0
									226 A	IUPUI	0 12
									226 A	IUPUI	2 10
									226 A	IUPUI	7 1
									229 N	UTEP	5 13
									231 N	Northern Colo.	0 4
									231 N	Northern Colo.	4 3
									245 N	Texas Southern	7 3

Non-Div. I Games: LSU-Alexandria 3 2

South Dakota St.



RPI	S	Opponent	Score	
260	N	North Dakota	3	5
260	N	North Dakota	3	7
260	N	North Dakota	8	4
260	N	North Dakota	8	7
263	N	Oakland	2	0
263	N	Oakland	4	1
263	N	Oakland	7	4
281	N	UMBC	13	2

South Dakota St.

S  
o  
u  
t  
h  
D  
a  
k  
o  
t  
a  
S  
t  
.

S  
o  
u  
t  
h  
D  
a  
k  
o  
t  
a  
S  
t  
.



[illegible]

Non-Div. I Games:	William Carey	1	3	Texas Col.	5	0	William Carey	4	5	Mississippi Val.
-------------------	---------------	---	---	------------	---	---	---------------	---	---	------------------



RPI	S	Opponent	Score	
284	N	Southern U.	9	1
285	H	Alabama A&M	10	2
285	H	Alabama A&M	7	0
285	H	Alabama A&M	8	0
287	N	Grambling	22	2
288	N	Prairie View	5	3
291	N	South Carolina St.	10	0

Mississippi Val.

M  
i  
s  
s  
i  
s  
s  
i  
p  
p  
i  
V  
a  
l  
.

M  
i  
s  
s  
i  
s  
s  
i  
p  
p  
i  
V  
a  
l  
.



M  
a  
n  
h  
a  
t  
t  
a  
n

## Manhattan



RPI	S	Opponent	Score	
242	H	Columbia	9	8
242	N	Columbia	3	4
242	N	Columbia	6	2
248	H	Siena	3	14
248	H	Siena	5	4
256	A	Canisius	1	6
256	A	Canisius	5	4
258	N	Holy Cross	5	6
261	A	Iona	8	7
261	A	Iona	9	2
268	A	Niagara	0	5
268	A	Niagara	6	11
272	A	Wagner	6	2
272	A	Wagner	6	3
273	N	Yale	14	11
277	H	Rider	5	1
277	H	Rider	13	1
286	H	Saint Peter's	4	1
286	H	Saint Peter's	7	2

Manhattan

M  
a  
n  
h  
a  
t  
t  
a  
n

M  
a  
n  
h  
a  
t  
t  
a  
n



Average RPI Win: 252		WON-LOST RECORD	WINNING PCT. RANK	LAST 10 GAMES	STRENGTH OF SCHEDULE	OPP. STRENGTH OF SCHEDULE	TEAM RPI	ADJ RPI		CONF. RPI	ADJ CONF. RPI	
Average RPI Loss: 182												
DIV. I ONLY		16-30-0	.34783	226	2-8-0	239	269	255	.41179	254	28	28
DIV. I NON-CONF.		7-19-0	.26923	248	1-3-0	228	270	261	.39872	260	28	28
<hr/>												
TOTALS		RPI 1-25		RPI 26-50		W-L RECORDS		RPI 51-100		RPI 101-150		RPI 150+
16-30-0		0-0-0		0-0-0		OVERALL		0-3-0		0-8-0		16-19-0
6-11-0		0-0-0		0-0-0		HOME		0-0-0		0-6-0		6-5-0
7-10-0		0-0-0		0-0-0		AWAY		0-3-0		0-2-0		7-5-0
3-9-0		0-0-0		0-0-0		NEUTRAL		0-0-0		0-0-0		3-9-0
7-19-0		0-0-0		0-0-0		NON-CONFERENCE		0-3-0		0-4-0		7-12-0
1-4-0		0-0-0		0-0-0		HOME		0-0-0		0-2-0		1-2-0
3-6-0		0-0-0		0-0-		AWAY		0-3-0		0-2-0		3-1-0
3-9-0		0-0-0		0-0-0		NEUTRAL		0-0-0		0-0-0		3-9-0
9-11-0		0-0-0		0-0-0		CONFERENCE		0-0-0		0-4-0		9-7-0
5-7-0		0-0-0		0-0-0		HOME		0-0-0		0-4-0		5-3-0
4-4-0		0-0-0		0-0-0		AWAY		0-0-0		0-0-0		4-4-0
0-0-0		0-0-0		0-0-0		NEUTRAL		0-0-0		0-0-0		0-0-0
RPI	S	Opponent	Score	RPI	S	Opponent	Score	RPI	S	Opponent	Score	
								85	A	Stetson	2	10
								85	A	Stetson	3	6
								85	A	Stetson	7	8
										121	A	Fla. Atlantic
										121	A	Fla. Atlantic
										128	H	Lehigh
										128	H	Lehigh
										128	H	Lehigh
										128	H	Lehigh
										134	H	Binghamton
										134	H	Binghamton
										156	N	Princeton
										156	N	Princeton
										180	N	Fairleigh Dickinson
										180	N	Fairleigh Dickinson
										193	A	Army
										193	A	Army
										193	A	Army
										193	A	Army
										195	N	Valparaiso
										195	N	Valparaiso
										208	N	Boston College
										213	A	Marist
										213	A	Marist
										220	N	Quinnipiac
										239	N	Florida A&M
										246	H	Bucknell
										246	H	Bucknell
										246	H	Bucknell
										246	H	Bucknell
LAST 10 GAMES												
				256	H	Canisius	1	3		128	H	Lehigh
				256	H	Canisius	5	4		134	H	Binghamton
				128	H	Lehigh	0	7		134	H	Binghamton
				128	H	Lehigh	1	3		280	H	Lafayette
				128	H	Lehigh	2	7		280	H	Lafayette

Non-Div. I Games:

Colgate



RPI	S	Opponent	Score	
256	H	Canisius	5	4
256	H	Canisius	1	3
258	A	Holy Cross	5	2
258	A	Holy Cross	0	1
258	A	Holy Cross	0	2
258	A	Holy Cross	4	2
265	H	Rhode Island	4	5
269	N	Maine	5	3
270	N	Brown	3	2
270	N	Brown	4	3
274	A	Delaware St.	2	0
274	A	Delaware St.	6	4
280	H	Lafayette	7	2
280	H	Lafayette	0	3
280	H	Lafayette	5	4
280	H	Lafayette	4	5

Colgate

C  
o  
l  
g  
a  
t  
e

C  
o  
l  
g  
a  
t  
e



Savannah St.







Average RPI Win: 252		WON-LOST	WINNING	LAST 10	STRENGTH OF		OPP. STRENGTH	TEAM	ADJ		CONF.	ADJ CONF.					
Average RPI Loss: 199		RECORD	PCT. RANK	GAMES	SCHEDULE		OF SCHEDULE	RPI	RPI		RPI	RPI					
DIV. I ONLY		22-25-0	.46809	156	1-9-0		281	263	256	.40996	256	29	29				
DIV. I NON-CONF.		16-15-0	.51613	135	1-3-0		283	256	235	.43033	239	29	29				
<hr/>																	
TOTALS		RPI 1-25		RPI 26-50		W-L RECORDS		RPI 51-100		RPI 101-150		RPI 150+					
22-25-0		0-0-0		0-0-0		OVERALL		0-1-0		1-5-0		21-19-0					
7-4-0		0-0-0		0-0-0		HOME		0-0-0		0-0-0		7-4-0					
7-17-0		0-0-0		0-0-0		AWAY		0-0-0		0-2-0		7-15-0					
8-4-0		0-0-0		0-0-0		NEUTRAL		0-1-0		1-3-0		7-0-0					
16-15-0		0-0-0		0-0-0		NON-CONFERENCE		0-1-0		1-5-0		15-9-0					
2-1-0		0-0-0		0-0-0		HOME		0-0-0		0-0-0		2-1-0					
6-10-0		0-0-0		0-0-		AWAY		0-0-0		0-2-0		6-8-0					
8-4-0		0-0-0		0-0-0		NEUTRAL		0-1-0		1-3-0		7-0-0					
6-10-0		0-0-0		0-0-0		CONFERENCE		0-0-0		0-0-0		6-10-0					
5-3-0		0-0-0		0-0-0		HOME		0-0-0		0-0-0		5-3-0					
1-7-0		0-0-0		0-0-0		AWAY		0-0-0		0-0-0		1-7-0					
0-0-0		0-0-0		0-0-0		NEUTRAL		0-0-0		0-0-0		0-0-0					
RPI	S	Opponent	Score	RPI	S	Opponent	Score	RPI	S	Opponent	Score	RPI	S	Opponent	Score		
								60	N	Ohio St.	0	8	104	A	Col. of Charleston	0	7
													104	A	Col. of Charleston	0	11
													113	N	Delaware	0	10
													116	N	Pittsburgh	2	9
													116	N	Pittsburgh	10	5
													124	N	Central Conn. St.	1	6
													177	A	Fairfield	1	3
													177	A	Fairfield	1	5
													183	A	Ohio	6	7
													183	A	Ohio	0	4
													204	A	Hampton	1	4
													213	H	Marist	2	10
													213	H	Marist	6	4
													217	A	George Mason	6	3
													217	A	George Mason	9	2
													219	A	Buffalo	0	3
													219	H	Buffalo	6	8
													230	A	Cleveland St.	4	7
													234	A	Charleston So.	12	2
													234	A	Charleston So.	0	13
													244	N	Saint Francis (PA)	10	4
													244	N	Saint Francis (PA)	9	3
													246	N	Bucknell	4	1
													248	A	Siena	0	8
													248	A	Siena	1	2
													249	A	Mt. St. Mary's	6	0
													249	A	Mt. St. Mary's	3	4
<hr/>																	
LAST 10 GAMES																	
						248	A	Siena	0	8	177	A	Fairfield	1	5		
						248	A	Siena	1	2	261	A	Iona	1	8		
						254	A	Colgate	3	1	261	A	Iona	2	3		
						254	A	Colgate	4	5	219	H	Buffalo	6	8		
						177	A	Fairfield	1	3	219	A	Buffalo	0	3		

Non-Div. I Games:

Canisius



RPI	S	Opponent	Score	
253	H	Manhattan	6	1
253	H	Manhattan	4	5
254	A	Colgate	3	1
254	A	Colgate	4	5
261	A	Iona	1	8
261	A	Iona	2	3
268	H	Niagara	2	1
268	H	Niagara	0	1
271	H	St. Bonaventure	4	2
271	H	St. Bonaventure	7	4
271	N	St. Bonaventure	5	2
271	N	St. Bonaventure	10	2
277	A	Rider	9	7
277	A	Rider	0	5
279	A	N.C. A&T	12	0
283	N	UMES	15	2
283	N	UMES	7	4
286	H	Saint Peter's	6	1
286	H	Saint Peter's	5	2

Canisius

C  
a  
n  
i  
s  
i  
u  
s

C  
a  
n  
i  
s  
i  
u  
s



Average RPI Win: 167		WON-LOST RECORD		WINNING PCT. RANK		LAST 10 GAMES		STRENGTH OF SCHEDULE		OPP. STRENGTH OF SCHEDULE		TEAM RPI		ADJ RPI		CONF. RPI		ADJ CONF. RPI		
DIV. I ONLY		8-45-0		.15094 285		2-8-0		146		173		264		.40559 257		21		21		
DIV. I NON-CONF.		3-25-0		.10714 281		0-0-0		101		158		258		.41186 254		17		17		
TOTALS		RPI 1-25		RPI 26-50		W-L RECORDS		RPI 51-100		RPI 101-150		RPI 150+								
8-45-0		0-2-0		0-0-0		OVERALL		0-8-0		3-19-0		5-16-0								
7-18-0		0-0-0		0-0-0		HOME		0-2-0		3-10-0		4-6-0								
1-19-0		0-2-0		0-0-0		AWAY		0-6-0		0-3-0		1-7-0								
0-8-0		0-0-0		0-0-0		NEUTRAL		0-0-0		0-5-0		0-3-0								
3-25-0		0-2-0		0-0-0		NON-CONFERENCE		0-8-0		1-9-0		2-6-0								
3-9-0		0-0-0		0-0-0		HOME		0-2-0		1-4-0		2-3-0								
0-8-0		0-2-0		0-0-		AWAY		0-6-0		0-0-0		0-0-0								
0-8-0		0-0-0		0-0-0		NEUTRAL		0-0-0		0-5-0		0-3-0								
5-20-0		0-0-0		0-0-0		CONFERENCE		0-0-0		2-10-0		3-10-0								
4-9-0		0-0-0		0-0-0		HOME		0-0-0		2-6-0		2-3-0								
1-11-0		0-0-0		0-0-0		AWAY		0-0-0		0-4-0		1-7-0								
0-0-0		0-0-0		0-0-0		NEUTRAL		0-0-0		0-0-0		0-0-0								
RPI	S	Opponent		Score		RPI	S	Opponent		Score		RPI	S	Opponent		Score				
17	A	California		0	5			55	A	Oklahoma St.		0	8	108	H	UC Santa Barbara		1	0	
18	A	Stanford		0	8			55	A	Oklahoma St.		3	13	108	H	UC Santa Barbara		0	1	
								55	A	Oklahoma St.		0	9	108	H	UC Santa Barbara		1	10	
								59	A	San Jose St.		0	4	110	H	Fresno St.		1	5	
								70	H	Pacific		0	6	117	H	BYU		0	3	
								70	H	Pacific		1	8	117	H	BYU		0	11	
								99	A	Nevada		2	10	117	H	BYU		0	3	
								99	A	Nevada		0	10	117	H	BYU		0	3	
														121	N	UC Davis		2	7	
														121	N	UC Davis		1	14	
														126	A	Utah Valley		1	3	
														126	A	Utah Valley		1	9	
														126	A	Utah Valley		1	4	
														126	A	Utah Valley		0	5	
														132	H	Loyola Marymount		3	2	
														132	H	Loyola Marymount		1	2	
														132	H	Loyola Marymount		3	5	
														132	H	Loyola Marymount		4	3	
														139	H	Cal St. Northridge		3	7	
														139	N	Cal St. Northridge		0	5	
														141	N	UNI		1	9	
														141	N	UNI		1	2	
														164	A	St. Mary's (CA)		1	5	
														164	A	St. Mary's (CA)		0	8	
														164	A	St. Mary's (CA)		3	10	
														164	A	St. Mary's (CA)		0	1	
														164	H	St. Mary's (CA)		0	4	
				LAST 10 GAMES																
				202	H	San Diego		5	4	126				A	Utah Valley		1	4		
				202	H	San Diego		0	6	126				A	Utah Valley		1	9		
				202	H	San Diego		1	0	126				A	Utah Valley		1	3		
				202	H	San Diego		0	1	117				H	BYU		0	11		
				126	A	Utah Valley		0	5	117				H	BYU		0	3		

Non-Div. I Games:

Santa Clara



RPI	S	Opponent	Score	
172	H	Idaho St.	4	3
172	N	Idaho St.	1	12
172	N	Idaho St.	4	6
190	H	St. John's (NY)	3	2
191	H	Sacramento St.	3	4
191	H	Sacramento St.	3	6
191	H	Sacramento St.	2	3
200	A	CSU Bakersfield	2	4
200	A	CSU Bakersfield	4	5
200	A	CSU Bakersfield	6	3
200	A	CSU Bakersfield	1	3
202	H	San Diego	1	0
202	H	San Diego	0	1
202	H	San Diego	5	4
202	H	San Diego	0	6
230	N	Cleveland St.	1	7

Santa Clara

S  
a  
n  
t  
a  
C  
l  
a  
r  
a

S  
a  
n  
t  
a  
C  
l  
a  
r  
a



[illegible]

**Non-Div. I Games:**

Holy Cross



RPI	S	Opponent	Score	
248	A	Siena	7	15
248	A	Siena	2	10
253	N	Manhattan	6	5
254	H	Colgate	2	0
254	H	Colgate	2	4
254	H	Colgate	2	5
254	H	Colgate	1	0
262	N	La Salle	3	4
268	N	Niagara	5	4
273	N	Yale	5	1
273	N	Yale	13	6
280	A	Lafayette	10	1
280	A	Lafayette	6	4
280	A	Lafayette	2	5
280	A	Lafayette	7	6
287	N	Grambling	15	8

Holy Cross

H  
O  
L  
Y  
C  
R  
O  
S  
S

H  
O  
L  
Y  
C  
R  
O  
S  
S



Average RPI Win: 191		WON-LOST RECORD		WINNING PCT. RANK		LAST 10 GAMES		STRENGTH OF SCHEDULE		OPP. STRENGTH OF SCHEDULE		TEAM RPI		ADJ RPI		CONF. RPI		ADJ CONF. RPI	
DIV. I ONLY		16-34-0		.32 244		3-7-0		264		171		260		.40448 259		19		19	
DIV. I NON-CONF.		8-20-0		.28571 242		1-3-0		285		187		271		.37816 268		18		19	
TOTALS		RPI 1-25		RPI 26-50		W-L RECORDS		RPI 51-100		RPI 101-150		RPI 150+							
16-34-0		0-0-0		0-1-0		OVERALL		1-5-0		4-11-0		11-17-0							
5-9-0		0-0-0		0-0-0		HOME		0-2-0		1-1-0		4-6-0							
6-11-0		0-0-0		0-0-0		AWAY		0-0-0		2-5-0		4-6-0							
5-14-0		0-0-0		0-1-0		NEUTRAL		1-3-0		1-5-0		3-5-0							
8-20-0		0-0-0		0-1-0		NON-CONFERENCE		1-3-0		1-6-0		6-10-0							
1-1-0		0-0-0		0-0-0		HOME		0-0-0		0-0-0		1-1-0							
2-5-0		0-0-0		0-0-		AWAY		0-0-0		0-1-0		2-4-0							
5-14-0		0-0-0		0-1-0		NEUTRAL		1-3-0		1-5-0		3-5-0							
8-14-0		0-0-0		0-0-0		CONFERENCE		0-2-0		3-5-0		5-7-0							
4-8-0		0-0-0		0-0-0		HOME		0-2-0		1-1-0		3-5-0							
4-6-0		0-0-0		0-0-0		AWAY		0-0-0		2-4-0		2-2-0							
0-0-0		0-0-0		0-0-0		NEUTRAL		0-0-0		0-0-0		0-0-0							
RPI	S	Opponent		Score	RPI	S	Opponent		Score	RPI	S	Opponent		Score	RPI	S	Opponent		Score
					43	N	South Fla.		2 8	62	H	Ball St.		5 14	112	H	Kent St.		9 8
										62	H	Ball St.		7 10	112	H	Kent St.		4 8
										63	N	Illinois		6 0	115	A	Central Mich.		0 3
										68	N	Saint Joseph's		3 6	115	A	Central Mich.		3 2
										92	N	Eastern Ky.		2 9	127	N	Penn St.		8 10
										92	N	Eastern Ky.		2 10	131	N	Loyola Chicago		1 10
															132	N	Loyola Marymount		3 1
															135	N	Chattanooga		0 9
															136	A	Northern Ill.		2 11
															136	A	Northern Ill.		5 6
															142	A	Bowling Green		3 1
															142	A	Bowling Green		0 1
															148	N	Ill.-Chicago		6 7
															148	N	Ill.-Chicago		5 6
															149	A	Indiana		1 9
															152	N	Villanova		3 5
															154	A	Dayton		10 5
															154	A	Dayton		1 9
															173	N	Missouri St.		1 9
															182	A	Western Mich.		2 4
															182	A	Western Mich.		5 1
															183	H	Ohio		4 3
															183	H	Ohio		0 6
															201	A	Eastern Mich.		13 14
															201	A	Eastern Mich.		13 8
															203	H	Akron		6 2
															203	H	Akron		5 15
LAST 10 GAMES																			
					182	A	Western Mich.		2 4	142	A	Bowling Green		3 1	183	H	Ohio		0 6
					182	A	Western Mich.		5 1	224	A	Wright St.		2 3	201	A	Eastern Mich.		13 14
					136	A	Northern Ill.		5 6	224	A	Wright St.		6 7	201	A	Eastern Mich.		13 8
					136	A	Northern Ill.		2 11	263	A	Oakland		3 2	203	H	Akron		6 2
					142	A	Bowling Green		0 1	263	A	Oakland		4 5	203	H	Akron		5 15

Non-Div. I Games:

Toledo



Toledo



Average RPI Win: 238		WON-LOST RECORD		WINNING PCT. RANK		LAST 10 GAMES		STRENGTH OF SCHEDULE		OPP. STRENGTH OF SCHEDULE		TEAM RPI		ADJ RPI		CONF. RPI		ADJ CONF. RPI	
DIV. I ONLY		10-30-0		.25 266		1-9-0		225		215		263		.40349 260		27		27	
DIV. I NON-CONF.		8-20-0		.28571 242		1-3-0		146		217		234		.43667 233		24		24	
TOTALS		RPI 1-25		RPI 26-50		W-L RECORDS		RPI 51-100		RPI 101-150		RPI 150+							
10-30-0		0-3-0		0-1-0		OVERALL		0-5-0		2-6-0		8-15-0							
0-3-0		0-0-0		0-0-0		HOME		0-0-0		0-0-0		0-3-0							
3-12-0		0-0-0		0-0-0		AWAY		0-0-0		1-0-0		2-3-0							
7-15-0		0-1-0		0-1-0		NEUTRAL		0-3-0		1-5-0		6-5-0							
8-20-0		0-3-0		0-1-0		NON-CONFERENCE		0-5-0		2-6-0		6-5-0							
0-0-0		0-0-0		0-0-0		HOME		0-0-0		0-0-0		0-0-0							
1-5-0		0-2-0		0-0-		AWAY		0-2-0		1-1-0		0-0-0							
7-15-0		0-1-0		0-1-0		NEUTRAL		0-3-0		1-5-0		6-5-0							
2-10-0		0-0-0		0-0-0		CONFERENCE		0-0-0		0-0-0		2-10-0							
0-3-0		0-0-0		0-0-0		HOME		0-0-0		0-0-0		0-3-0							
2-7-0		0-0-0		0-0-0		AWAY		0-0-0		0-0-0		2-7-0							
0-0-0		0-0-0		0-0-0		NEUTRAL		0-0-0		0-0-0		0-0-0							
RPI	S	Opponent		Score		RPI	S	Opponent		Score		RPI	S	Opponent		Score			
12	A	Arizona St.		7	15	39	N	North Carolina		0	16	65	N	Eastern Ill.		0	7		
12	A	Arizona St.		0	8							82	N	Creighton		0	9		
25	N	Baylor		4	20							94	A	Iowa St.		1	11		
												94	A	Iowa St.		0	8		
												98	N	IPFW		0	6		
												101	N	Robert Morris		2	4		
												126	N	Utah Valley		3	4		
												128	N	Lehigh		0	7		
												128	N	Lehigh		5	3		
												134	N	Binghamton		5	8		
												137	A	South Dakota		9	8		
												137	A	South Dakota		3	4		
												147	N	East Carolina		0	6		
												167	H	Portland St.		1	5		
												167	H	Portland St.		0	1		
												167	H	Portland St.		2	11		
												172	A	Idaho St.		0	19		
												172	A	Idaho St.		2	10		
												172	A	Idaho St.		2	11		
												196	N	Butler		2	4		
												203	N	Akron		3	8		
												231	A	Northern Colo.		6	4		
												231	A	Northern Colo.		0	8		
												231	A	Northern Colo.		2	5		
												233	N	Indiana St.		1	7		
												251	N	South Dakota St.		7	8		
												251	N	South Dakota St.		7	3		
												251	N	South Dakota St.		5	3		
												251	N	South Dakota St.		4	8		
												267	A	Weber St.		11	4		
												267	A	Weber St.		3	6		
												267	A	Weber St.		3	7		
LAST 10 GAMES						LAST 10 GAMES						LAST 10 GAMES							
						167	H	Portland St.		2	11	172	A	Idaho St.		2	10		
						167	H	Portland St.		0	1	251	N	South Dakota St.		7	8		
						167	H	Portland St.		1	5	251	N	South Dakota St.		4	8		
						172	A	Idaho St.		2	11	137	A	South Dakota		3	4		
						172	A	Idaho St.		0	19	137	A	South Dakota		9	8		

Non-Div. I Games:

North Dakota



RPI	S	Opponent	Score	
272	N	Wagner	3	1
276	N	Detroit	5	4
277	N	Rider	10	1
286	N	Saint Peter's	12	0

North Dakota

N  
o  
r  
t  
h  
D  
a  
k  
o  
t  
a

N  
o  
r  
t  
h  
D  
a  
k  
o  
t  
a



Average RPI Win:		233	WON-LOST RECORD		WINNING PCT. RANK		LAST 10 GAMES		STRENGTH OF SCHEDULE		OPP. STRENGTH OF SCHEDULE		TEAM RPI		ADJ RPI		CONF. RPI		ADJ CONF. RPI	
DIV. I ONLY			13-37-0		.26 261		4-6-0		182		252		258		.40321 261		29		29	
DIV. I NON-CONF.			4-30-0		.11765 280		0-4-0		113		233		262		.39149 264		29		29	
TOTALS		RPI 1-25		RPI 26-50		W-L RECORDS		RPI 51-100		RPI 101-150		RPI 150+								
13-37-0		0-1-0		0-4-0		OVERALL		0-5-0		1-4-0		12-23-0								
4-6-0		0-0-0		0-0-0		HOME		0-1-0		0-0-0		4-5-0								
5-23-0		0-1-0		0-2-0		AWAY		0-2-0		0-2-0		5-16-0								
4-8-0		0-0-0		0-2-0		NEUTRAL		0-2-0		1-2-0		3-2-0								
4-30-0		0-1-0		0-4-0		NON-CONFERENCE		0-5-0		1-4-0		3-16-0								
0-2-0		0-0-0		0-0-0		HOME		0-1-0		0-0-0		0-1-0								
0-20-0		0-1-0		0-0-		AWAY		0-2-0		0-2-0		0-13-0								
4-8-0		0-0-0		0-2-0		NEUTRAL		0-2-0		1-2-0		3-2-0								
9-7-0		0-0-0		0-0-0		CONFERENCE		0-0-0		0-0-0		9-7-0								
4-4-0		0-0-0		0-0-0		HOME		0-0-0		0-0-0		4-4-0								
5-3-0		0-0-0		0-0-0		AWAY		0-0-0		0-0-0		5-3-0								
0-0-0		0-0-0		0-0-0		NEUTRAL		0-0-0		0-0-0		0-0-0								
RPI	S	Opponent		Score		RPI	S	Opponent		Score		RPI	S	Opponent		Score				
23	A	Hofstra		1	4	39	A	North Carolina		2	6	78	A	Neb. Omaha		0	7			
						42	N	Notre Dame		4	12	78	N	Neb. Omaha		0	16			
						42	N	Notre Dame		0	12	90	A	Fordham		2	8			
						48	A	San Diego St.		7	10	90	H	Fordham		2	3			
												94	N	Iowa St.		1	11			



RPI	S	Opponent	Score	
248	A	Siena	5	0
248	A	Siena	11	0
253	H	Manhattan	7	8
253	H	Manhattan	2	9
256	H	Canisius	8	1
256	H	Canisius	3	2
268	H	Niagara	4	3
268	H	Niagara	0	2
276	N	Detroit	11	3
277	A	Rider	6	10
277	A	Rider	10	5
286	A	Saint Peter's	9	13
286	A	Saint Peter's	5	3

I  
o  
n  
a

I  
o  
n  
a

Iona



L  
a  
s  
a  
l  
l  
e

La Salle



RPI	S	Opponent	Score	
265	A	Rhode Island	7	2
265	A	Rhode Island	3	7
271	A	St. Bonaventure	3	5
271	A	St. Bonaventure	2	7
276	N	Detroit	3	2
276	N	Detroit	6	0
277	H	Rider	5	1
278	A	Coppin St.	9	0
281	A	UMBC	5	4
281	H	UMBC	3	2
281	H	UMBC	10	13
287	N	Grambling	8	0
289	A	Morgan St.	15	0
289	N	Morgan St.	5	4

La Salle

L  
a  
S  
a  
l  
l  
e

L  
a  
S  
a  
l  
l  
e



Average RPI Win: 209		WON-LOST RECORD		WINNING PCT. RANK		LAST 10 GAMES		STRENGTH OF SCHEDULE		OPP. STRENGTH OF SCHEDULE		TEAM RPI		ADJ RPI		CONF. RPI		ADJ CONF. RPI						
DIV. I ONLY		6-22-1		.22414 268		2-8-0		188		234		262		.39744 263		18		18						
DIV. I NON-CONF.		4-7-1		.375 206		1-1-0		286		251		264		.3912 265		21		21						
TOTALS		RPI 1-25		RPI 26-50		W-L RECORDS		RPI 51-100		RPI 101-150		RPI 150+												
6-22-1		0-0-0		0-1-0		OVERALL		1-9-0		0-0-0		5-12-1												
2-6-0		0-0-0		0-0-0		HOME		1-5-0		0-0-0		1-1-0												
2-10-1		0-0-0		0-1-0		AWAY		0-1-0		0-0-0		2-8-1												
2-6-0		0-0-0		0-0-0		NEUTRAL		0-3-0		0-0-0		2-3-0												
4-7-1		0-0-0		0-1-0		NON-CONFERENCE		0-1-0		0-0-0		4-5-1												
1-1-0		0-0-0		0-0-0		HOME		0-0-0		0-0-0		1-1-0												
1-6-1		0-0-0		0-0-		AWAY		0-1-0		0-0-0		1-4-1												
2-0-0		0-0-0		0-0-0		NEUTRAL		0-0-0		0-0-0		2-0-0												
2-15-0		0-0-0		0-0-0		CONFERENCE		1-8-0		0-0-0		1-7-0												
1-5-0		0-0-0		0-0-0		HOME		1-5-0		0-0-0		0-0-0												
1-4-0		0-0-0		0-0-0		AWAY		0-0-0		0-0-0		1-4-0												
0-6-0		0-0-0		0-0-0		NEUTRAL		0-3-0		0-0-0		0-3-0												
RPI	S	Opponent		Score		RPI	S	Opponent		Score		RPI	S	Opponent		Score								
						49	A	Georgia St.	2	11			52	A	North Florida	2	3	168	A	Western Ill.	3	4		
															61	N	North Dakota St.	1	4	168	A	Western Ill.	1	5
															61	N	North Dakota St.	0	2	201	A	Eastern Mich.	5	6
															61	N	North Dakota St.	0	1	201	A	Eastern Mich.	4	4
															78	H	Neb. Omaha	0	4	207	N	Presbyterian	13	5
															78	H	Neb. Omaha	0	1	223	N	Northern Ky.	6	4
															78	H	Neb. Omaha	2	1	226	A	IUPUI	1	6
															98	H	IPFW	0	7	226	A	IUPUI	2	3
															98	H	IPFW	0	1	226	A	IUPUI	5	1
															98	H	IPFW	2	4	239	A	Florida A&M	4	5
																				239	A	Florida A&M	0	4
																				251	N	South Dakota St.	4	7
																				251	N	South Dakota St.	1	4
																				251	N	South Dakota St.	0	2
																				259	A	Toledo	9	7
																				259	A	Toledo	2	6
																				259	H	Toledo	5	4
																				259	H	Toledo	2	3
LAST 10 GAMES																								
																				61	N	North Dakota St.	1	4
																				259	H	Toledo	2	3
																				259	H	Toledo	5	4
																				98	H	IPFW	0	7
																				98	H	IPFW	0	1

Non-Div. I Games: Columbus St. 1 0 Columbus St. 0 4

Oakland



[illegible]

**Non-Div. I Games:**

Alabama St.



Alabama St.

Alabama State.

Alabama St.



Average RPI Win: 248		WON-LOST	WINNING	LAST 10	STRENGTH OF		OPP. STRENGTH	TEAM	ADJ	CONF.	ADJ CONF.
Average RPI Loss: 160		RECORD	PCT. RANK	GAMES	SCHEDULE		OF SCHEDULE	RPI	RPI	RPI	RPI
DIV. I ONLY		10-37-0	.21277	273	1-9-0		211	241	268	.3935	265
DIV. I NON-CONF.		7-19-0	.26923	248	0-0-0		241	264	263	.39797	262
TOTALS		RPI 1-25	RPI 26-50		W-L RECORDS		RPI 51-100		RPI 101-150		RPI 150+
10-37-0	0-0-0	0-1-0		OVERALL		0-6-0		1-7-0		9-23-0	
3-10-0	0-0-0	0-0-0		HOME		0-0-0		1-2-0		2-8-0	
6-18-0	0-0-0	0-0-0		AWAY		0-6-0		0-2-0		6-10-0	
1-9-0	0-0-0	0-1-0		NEUTRAL		0-0-0		0-3-0		1-5-0	
7-19-0	0-0-0	0-1-0		NON-CONFERENCE		0-2-0		0-6-0		7-10-0	
0-1-0	0-0-0	0-0-0		HOME		0-0-0		0-1-0		0-0-0	
6-9-0	0-0-0	0-0-		AWAY		0-2-0		0-2-0		6-5-0	
1-9-0	0-0-0	0-1-0		NEUTRAL		0-0-0		0-3-0		1-5-0	
3-18-0	0-0-0	0-0-0		CONFERENCE		0-4-0		1-1-0		2-13-0	
3-9-0	0-0-0	0-0-0		HOME		0-0-0		1-1-0		2-8-0	
0-9-0	0-0-0	0-0-0		AWAY		0-4-0		0-0-0		0-5-0	
0-0-0	0-0-0	0-0-0		NEUTRAL		0-0-0		0-0-0		0-0-0	
RPI S	Opponent	Score	RPI S	Opponent	Score	RPI S	Opponent	Score	RPI S	Opponent	Score
			43 N	South Fla.	0 3	68 A	Saint Joseph's	1 2	105 N	Virginia	2 4
						68 A	Saint Joseph's	0 1	118 H	Connecticut	2 11
						90 A	Fordham	2 12	120 N	Furman	0 4
						90 A	Fordham	2 6	124 A	Central Conn. St.	0 11
						95 A	Coastal Caro.	2 10	124 A	Central Conn. St.	3 11
						95 A	Coastal Caro.	2 7	130 H	Saint Louis	2 21
									130 H	Saint Louis	7 5
									131 N	Loyola Chicago	0 7
									151 A	Providence	2 6
									151 A	Providence	1 2
									154 A	Dayton	6 11
									158 H	George Washington	1 9
									158 H	George Washington	8 9
									165 A	Temple	7 9
									165 A	Temple	2 10
									169 A	Charlotte	3 4
									169 A	Charlotte	3 12
									171 H	Massachusetts	0 7
									171 H	Massachusetts	0 10
									189 N	Dartmouth	4 3
									196 H	Butler	1 8
									196 H	Butler	2 6
									197 N	Radford	2 5
									210 A	Harvard	1 11
									210 A	Harvard	1 2
									213 N	Marist	0 7
									213 N	Marist	0 6
LAST 10 GAMES			196 H	Butler	2 6	171 H	Massachusetts	0 10	197 N	Radford	2 5
			196 H	Butler	1 8	68 A	Saint Joseph's	0 1	210 A	Harvard	1 11
			130 H	Saint Louis	7 5	68 A	Saint Joseph's	1 2	210 A	Harvard	1 2
			130 H	Saint Louis	2 21	165 A	Temple	2 10	213 N	Marist	0 7
			171 H	Massachusetts	0 7	165 A	Temple	7 9	213 N	Marist	0 6

Non-Div. I Games:

Rhode Island



RPI	S	Opponent	Score	
238	N	Hartford	5	6
254	A	Colgate	5	4
262	H	La Salle	7	3
262	H	La Salle	2	7
269	N	Maine	1	2
270	A	Brown	2	0
270	A	Brown	4	0
271	H	St. Bonaventure	6	2
271	H	St. Bonaventure	6	11
273	A	Yale	3	5
273	A	Yale	13	6
278	A	Coppin St.	5	4
281	A	UMBC	8	1

Rhode Island



Average RPI Win:	276	WON-LOST	WINNING	LAST 10	STRENGTH OF	OPP. STRENGTH	TEAM	ADJ	CONF.	ADJ CONF.					
Average RPI Loss:	135	RECORD	PCT. RANK	GAMES	SCHEDULE	OF SCHEDULE	RPI	RPI	RPI	RPI					
DIV. I ONLY	12-16-0	.42857	184	4-4-0	256	275	248	.3873	266	30	30				
DIV. I NON-CONF.	0-12-0	0	286	0-1-0	61	97	266	.35642	276	30	30				
<hr/>															
TOTALS	RPI 1-25	RPI 26-50		W-L RECORDS		RPI 51-100		RPI 101-150		RPI 150+					
12-16-0	0-0-0	0-0-0		OVERALL		0-9-0		0-3-0		12-4-0					
2-5-0	0-0-0	0-0-0		HOME		0-0-0		0-2-0		2-3-0					
6-7-0	0-0-0	0-0-0		AWAY		0-6-0		0-0-0		6-0-0					
4-4-0	0-0-0	0-0-0		NEUTRAL		0-2-0		0-1-0		4-1-0					
<hr/>															
0-12-0	0-0-0	0-0-0		NON-CONFERENCE		0-9-0		0-3-0		0-0-0					
0-2-0	0-0-0	0-0-0		HOME		0-0-0		0-2-0		0-0-0					
0-7-0	0-0-0	0-0-		AWAY		0-7-0		0-0-0		0-0-0					
0-3-0	0-0-0	0-0-0		NEUTRAL		0-2-0		0-1-0		0-0-0					
<hr/>															
12-4-0	0-0-0	0-0-0		CONFERENCE		0-0-0		0-0-0		12-4-0					
2-3-0	0-0-0	0-0-0		HOME		0-0-0		0-0-0		2-3-0					
6-0-0	0-0-0	0-0-0		AWAY		0-0-0		0-0-0		6-0-0					
4-1-0	0-0-0	0-0-0		NEUTRAL		0-0-0		0-0-0		4-1-0					
<hr/>															
RPI	S	Opponent	Score	RPI	S	Opponent	Score	RPI	S	Opponent	Score				
						62	N	Ball St.	0	14	141	N	UNI	0	6
						72	A	Ole Miss	0	16	145	H	Southeastern La.	3	11
						72	A	Ole Miss	0	4	145	H	Southeastern La.	4	10
						72	A	Ole Miss	0	8	222	N	Jackson St.	2	1
						82	N	Creighton	2	16	245	H	Texas Southern	0	5
						87	A	Central Ark.	0	8	245	H	Texas Southern	0	8
						87	A	Central Ark.	2	17	245	H	Texas Southern	1	11
						87	A	Central Ark.	2	10	252	N	Mississippi Val.	4	3
						87	A	Central Ark.	2	20	264	N	Alabama St.	3	2
											275	N	Alcorn	9	1
											284	H	Southern U.	4	1
											284	H	Southern U.	6	0
											285	N	Alabama A&M	4	10
											287	A	Grambling	7	2
											287	A	Grambling	9	3
											287	A	Grambling	9	1
											288	A	Prairie View	9	7
											288	A	Prairie View	4	2
											288	A	Prairie View	13	3
						LAST 10 GAMES									
						288	A	Prairie View	9	7	245	H	Texas Southern	1	11
						288	A	Prairie View	13	3	72	A	Ole Miss	0	8
						288	A	Prairie View	4	2	287	A	Grambling	9	1
						245	H	Texas Southern	0	5	287	A	Grambling	7	2
						245	H	Texas Southern	0	8	287	A	Grambling	9	3
<hr/>															
Non-Div. I Games:	Williams Baptist	0	8	Columbia Chrst.	7	9	Indiana Tech	6	3	Central Baptist	0	13			
	Langston	0	9	Southern Ark.	3	18	Langston	9	1	Langston	Ark.-Pine Bluff	4	6		



Non-Div. I Games:

Southern Ark.

1

5

Central Baptist

2

4

Langston

0

1

Mo. Baptist

Ark.-Pine Bluff

7

42

Ark.-Pine Bluff

Ark.-Pine Bluff



[illegible]

Weber St.



RPI	S	Opponent	Score	
231	A	Northern Colo.	2	1
241	H	Southern Utah	2	6
241	H	Southern Utah	2	12
241	H	Southern Utah	2	7
247	H	Utah St.	3	11
247	H	Utah St.	1	2
260	H	North Dakota	6	3
260	H	North Dakota	7	3
260	H	North Dakota	4	11

Weber St.

W  
e  
b  
e  
r  
s  
t  
.

W  
e  
b  
e  
r  
s  
t  
.



Average RPI Win: 263		WON-LOST	WINNING	LAST 10	STRENGTH OF		OPP. STRENGTH	TEAM	ADJ		CONF.	ADJ CONF.
Average RPI Loss: 183		RECORD	PCT. RANK	GAMES	SCHEDULE		OF SCHEDULE	RPI	RPI		RPI	RPI
DIV. I ONLY		15-28-0	.34884	225	7-3-0		276	260	267		.38589	268
DIV. I NON-CONF.		6-21-0	.22222	260	3-2-0		272	242	276		.36395	274
TOTALS		RPI 1-25	RPI 26-50		W-L RECORDS		RPI 51-100		RPI 101-150		RPI 150+	
15-28-0		0-0-0	0-0-0		OVERALL		0-6-0		0-4-0		15-18-0	
6-8-0		0-0-0	0-0-0		HOME		0-0-0		0-0-0		6-8-0	
7-11-0		0-0-0	0-0-0		AWAY		0-1-0		0-3-0		7-2-0	
2-9-0		0-0-0	0-0-0		NEUTRAL		0-4-0		0-0-0		2-5-0	
6-21-0		0-0-0	0-0-0		NON-CONFERENCE		0-6-0		0-4-0		6-11-0	
1-5-0		0-0-0	0-0-0		HOME		0-0-0		0-0-0		1-5-0	
3-7-0		0-0-0	0-0-		AWAY		0-2-0		0-4-0		3-1-0	
2-9-0		0-0-0	0-0-0		NEUTRAL		0-4-0		0-0-0		2-5-0	
9-7-0		0-0-0	0-0-0		CONFERENCE		0-0-0		0-0-0		9-7-0	
5-3-0		0-0-0	0-0-0		HOME		0-0-0		0-0-0		5-3-0	
4-4-0		0-0-0	0-0-0		AWAY		0-0-0		0-0-0		4-4-0	
0-0-0		0-0-0	0-0-0		NEUTRAL		0-0-0		0-0-0		0-0-0	
RPI S	Opponent	Score	RPI S	Opponent	Score	RPI S	Opponent	Score	RPI S	Opponent	Score	
						57 N	Lipscomb	1 17	128 A	Lehigh	3 6	
						85 A	Stetson	1 4	128 A	Lehigh	8 10	
						85 A	Stetson	0 8	128 A	Lehigh	3 4	
						86 N	UT Martin	1 6	128 A	Lehigh	1 3	
						96 N	Michigan St.	1 2	177 A	Fairfield	2 3	
						96 N	Michigan St.	1 8	177 A	Fairfield	6 9	
									179 N	Tennessee Tech	4 7	
									183 N	Ohio	5 14	
									203 H	Akron	1 4	
									213 H	Marist	5 7	
									213 H	Marist	3 2	
									219 H	Buffalo	0 8	
									219 H	Buffalo	0 1	
									223 N	Northern Ky.	1 2	
									235 N	Sacred Heart	2 0	
									240 A	Bethune-Cookman	5 2	
									240 A	Bethune-Cookman	2 10	
									244 N	Saint Francis (PA)	6 7	
									248 H	Siena	2 5	
									248 H	Siena	7 10	
									253 H	Manhattan	11 6	
									253 H	Manhattan	5 0	
									256 A	Canisius	1 2	
									256 A	Canisius	1 0	
									258 N	Holy Cross	4 5	
									261 A	Iona	2 0	
									261 A	Iona	3 4	
LAST 10 GAMES						277 A	Rider	5 1	256 A	Canisius	1 2	
						277 A	Rider	9 1	256 A	Canisius	1 0	
						271 A	St. Bonaventure	8 2	258 N	Holy Cross	4 5	
						271 A	St. Bonaventure	6 3	261 A	Iona	2 0	
						286 H	Saint Peter's	5 0	261 A	Iona	3 4	
281 H	UMBC	4 3	277 A	Rider	5 1	256 A	Canisius	1 2	256 A	Canisius	1 0	
281 H	UMBC	2 4	277 A	Rider	9 1	256 A	Canisius	1 0	258 N	Holy Cross	4 5	
281 H	UMBC	5 7	271 A	St. Bonaventure	8 2	258 N	Holy Cross	4 5	261 A	Iona	2 0	
261 A	Iona	2 0	271 A	St. Bonaventure	6 3	261 A	Iona	2 0	261 A	Iona	3 4	
261 A	Iona	3 4	286 H	Saint Peter's	5 0	261 A	Iona	3 4				

Non-Div. I Games:

Niagara



RPI	S	Opponent	Score	
271	A	St. Bonaventure	8	2
271	A	St. Bonaventure	6	3
277	A	Rider	9	1
277	A	Rider	5	1
281	H	UMBC	4	3
281	H	UMBC	2	4
281	H	UMBC	5	7
282	N	N.C. Central	9	1
286	H	Saint Peter's	10	2
286	H	Saint Peter's	5	0

Niagara



Average RPI Win: 240		WON-LOST RECORD		WINNING PCT. RANK		LAST 10 GAMES		STRENGTH OF SCHEDULE		OPP. STRENGTH OF SCHEDULE		TEAM RPI		ADJ RPI		CONF. RPI		ADJ CONF. RPI	
DIV. I ONLY		8-39-0		.17021 282		2-8-0		197		229		269		.38315 269		24		24	
DIV. I NON-CONF.		4-25-0		.13793 277		0-0-0		220		206		274		.37274 271		26		26	
TOTALS		RPI 1-25		RPI 26-50		W-L RECORDS		RPI 51-100		RPI 101-150		RPI 150+							
8-39-0		0-0-0		0-2-0		OVERALL		0-6-0		1-14-0		7-17-0							
3-7-0		0-0-0		0-0-0		HOME		0-0-0		1-5-0		2-2-0							
3-11-0		0-0-0		0-2-0		AWAY		0-1-0		0-3-0		3-5-0							
2-21-0		0-0-0		0-0-0		NEUTRAL		0-5-0		0-6-0		2-10-0							
4-25-0		0-0-0		0-2-0		NON-CONFERENCE		0-6-0		0-6-0		4-11-0							
1-0-0		0-0-0		0-0-0		HOME		0-0-0		0-0-0		1-0-0							
1-4-0		0-0-0		0-0-		AWAY		0-1-0		0-0-0		1-1-0							
2-21-0		0-0-0		0-0-0		NEUTRAL		0-5-0		0-6-0		2-10-0							
4-14-0		0-0-0		0-0-0		CONFERENCE		0-0-0		1-8-0		3-6-0							
2-7-0		0-0-0		0-0-0		HOME		0-0-0		1-5-0		1-2-0							
2-7-0		0-0-0		0-0-0		AWAY		0-0-0		0-3-0		2-4-0							
0-0-0		0-0-0		0-0-0		NEUTRAL		0-0-0		0-0-0		0-0-0							
RPI S	Opponent	Score		RPI S	Opponent	Score		RPI S	Opponent	Score		RPI S	Opponent	Score					
				43 A	South Fla.	0	11	51 A	FGCU	2	3	102 H	Albany (NY)	0	1				
				47 A	USC Upstate	1	5	51 N	FGCU	0	8	102 H	Albany (NY)	2	5				
								63 N	Illinois	1	7	102 H	Albany (NY)	4	8				
								68 N	Saint Joseph's	2	8	117 N	BYU	4	6				
								69 N	SIU Edwardsville	0	13	117 N	BYU	2	3				
								90 N	Fordham	0	4	127 N	Penn St.	0	3				
												132 N	Loyola Marymount	2	11				
												134 A	Binghamton	0	5				
												134 A	Binghamton	0	8				
												134 A	Binghamton	2	11				
												143 N	Rutgers	0	2				
												144 H	Stony Brook	2	0				
												144 H	Stony Brook	2	3				
												144 H	Stony Brook	2	4				
												146 N	Stephen F. Austin	1	5				
												179 N	Tennessee Tech	1	4				
												182 N	Western Mich.	0	4				
												185 A	Boston U.	5	9				
												185 A	Boston U.	0	2				
												185 A	Boston U.	1	7				
												192 A	UMKC	3	9				
												195 N	Valparaiso	0	3				
												208 A	Boston College	11	5				
												211 N	Western Caro.	4	5				
												214 N	Liberty	3	4				
												220 N	Quinnipiac	8	7				
												220 N	Quinnipiac	5	6				
LAST 10 GAMES																			
				238 H	Hartford	3	4	185 A	Boston U.	5	9	208 A	Boston College	11	5				
				238 H	Hartford	0	4	144 H	Stony Brook	2	3	211 N	Western Caro.	4	5				
				238 H	Hartford	4	0	144 H	Stony Brook	2	4	214 N	Liberty	3	4				
				185 A	Boston U.	1	7	144 H	Stony Brook	2	0	220 N	Quinnipiac	8	7				
				185 A	Boston U.	0	2	134 A	Binghamton	0	8	220 N	Quinnipiac	5	6				

Non-Div. I Games:

Maine



RPI	S	Opponent	Score	
238	H	Hartford	0	4
238	H	Hartford	3	4
238	H	Hartford	4	0
250	N	Youngstown St.	4	10
254	N	Colgate	3	5
259	N	Toledo	1	3
259	N	Toledo	3	7
265	N	Rhode Island	2	1
281	A	UMBC	7	6
281	A	UMBC	11	7
281	A	UMBC	2	4
282	H	N.C. Central	9	1

Maine

M  
a  
i  
n  
e

M  
a  
i  
n  
e



Average RPI Win: 256		WON-LOST RECORD		WINNING PCT. RANK		LAST 10 GAMES		STRENGTH OF SCHEDULE		OPP. STRENGTH OF SCHEDULE		TEAM RPI		ADJ RPI		CONF. RPI		ADJ CONF. RPI	
Average RPI Loss: 181																			
DIV. I ONLY		10-27-0		.27027 260		3-7-0		262		258		270		.38061 270		25		25	
DIV. I NON-CONF.		6-12-0		.33333 222		0-1-0		270		271		265		.39103 266		27		27	
TOTALS		RPI 1-25		RPI 26-50		W-L RECORDS		RPI 51-100		RPI 101-150		RPI 150+							
10-27-0		0-1-0		0-0-0		OVERALL		0-2-0		0-3-0		10-21-0							
3-9-0		0-0-0		0-0-0		HOME		0-0-0		0-2-0		3-7-0							
2-12-0		0-0-0		0-0-0		AWAY		0-0-0		0-1-0		2-11-0							
5-6-0		0-1-0		0-0-0		NEUTRAL		0-2-0		0-0-0		5-3-0							
6-12-0		0-1-0		0-0-0		NON-CONFERENCE		0-2-0		0-1-0		6-8-0							
0-3-0		0-0-0		0-0-0		HOME		0-0-0		0-0-0		0-3-0							
1-3-0		0-0-0		0-0-		AWAY		0-0-0		0-1-0		1-2-0							
5-6-0		0-1-0		0-0-0		NEUTRAL		0-2-0		0-0-0		5-3-0							
4-15-0		0-0-0		0-0-0		CONFERENCE		0-0-0		0-2-0		4-13-0							
3-6-0		0-0-0		0-0-0		HOME		0-0-0		0-2-0		3-4-0							
1-9-0		0-0-0		0-0-0		AWAY		0-0-0		0-0-0		1-9-0							
0-0-0		0-0-0		0-0-0		NEUTRAL		0-0-0		0-0-0		0-0-0							
RPI S	Opponent	Score		RPI S	Opponent	Score		RPI S	Opponent	Score		RPI S	Opponent	Score					
13 N	Washington	0 11						78 N	Neb. Omaha	0 13		103 A	Colorado St.	0 4					
								78 N	Neb. Omaha	3 9		107 H	Penn	1 7					
												107 H	Penn	4 6					
												155 A	Towson	2 1					
												155 A	Towson	1 9					
												156 A	Princeton	0 8					
												156 A	Princeton	0 5					
												166 N	Bradley	1 2					
												188 A	Bryant	1 10					
												188 H	Bryant	3 8					
												189 A	Dartmouth	0 5					
												189 A	Dartmouth	1 9					
												189 A	Dartmouth	1 5					
												189 A	Dartmouth	0 10					
												199 A	Cornell	6 9					
												199 A	Cornell	5 8					
												210 H	Harvard	5 4					
												210 H	Harvard	0 4					
												210 H	Harvard	1 3					
												242 H	Columbia	1 12					
												242 H	Columbia	5 1					
						LAST 10 GAMES						254 N	Colgate	3 4					
						273 H Yale		9 8		210 H Harvard		5 4	254 N	Colgate	2 3				
						273 H Yale		2 12		210 H Harvard		0 4	265 H	Rhode Island	0 2				
						273 A Yale		8 1		210 H Harvard		1 3	265 H	Rhode Island	0 4				
						273 A Yale		2 5		189 A Dartmouth		0 5	273 A	Yale	8 1				
						188 H Bryant		3 8		189 A Dartmouth		1 9	273 A	Yale	2 5				

Non-Div. I Games:

Brown



RPI	S	Opponent	Score	
273	H	Yale	9	8
273	H	Yale	2	12
274	N	Delaware St.	3	1
280	N	Lafayette	3	1
280	N	Lafayette	10	4
280	N	Lafayette	5	1
289	N	Morgan St.	3	2

Brown



Average RPI Win:		230	WON-LOST RECORD		WINNING PCT. RANK		LAST 10 GAMES		STRENGTH OF SCHEDULE		OPP. STRENGTH OF SCHEDULE		TEAM RPI		ADJ RPI		CONF. RPI		ADJ CONF. RPI	
DIV. I ONLY			10-42-0		.19231 280		4-6-0		177		243		265		.37964 271		22		22	
DIV. I NON-CONF.			6-24-0		.2 264		2-2-0		193		266		267		.37768 270		22		22	
TOTALS		RPI 1-25		RPI 26-50		W-L RECORDS		RPI 51-100		RPI 101-150		RPI 150+								
10-42-0		0-0-0		0-1-0		OVERALL		0-9-0		2-5-0		8-27-0								
4-12-0		0-0-0		0-0-0		HOME		0-4-0		1-1-0		3-7-0								
5-17-0		0-0-0		0-0-0		AWAY		0-3-0		1-2-0		4-12-0								
1-13-0		0-0-0		0-1-0		NEUTRAL		0-2-0		0-2-0		1-8-0								
6-24-0		0-0-0		0-1-0		NON-CONFERENCE		0-5-0		1-4-0		5-14-0								
2-4-0		0-0-0		0-0-0		HOME		0-0-0		1-1-0		1-3-0								
3-7-0		0-0-0		0-0-		AWAY		0-3-0		0-1-0		3-3-0								
1-13-0		0-0-0		0-1-0		NEUTRAL		0-2-0		0-2-0		1-8-0								
4-18-0		0-0-0		0-0-0		CONFERENCE		0-4-0		1-1-0		3-13-0								
2-8-0		0-0-0		0-0-0		HOME		0-4-0		0-0-0		2-4-0								
2-10-0		0-0-0		0-0-0		AWAY		0-0-0		1-1-0		1-9-0								
0-0-0		0-0-0		0-0-0		NEUTRAL		0-0-0		0-0-0		0-0-0								
RPI	S	Opponent	Score	RPI	S	Opponent	Score	RPI	S	Opponent	Score	RPI	S	Opponent	Score					
				31	N	Minnesota	4 7	51	A	FGCU	6 14	101	N	Robert Morris	1 4					
								52	A	North Florida	4 8	105	N	Virginia	5 15					
								52	A	North Florida	1 4	114	A	Campbell	0 9					
								68	H	Saint Joseph's	4 8	130	A	Saint Louis	2 8					
								68	H	Saint Joseph's	0 6	130	A	Saint Louis	4 3					
								90	H	Fordham	1 15	134	H	Binghamton	10 8					
								90	H	Fordham	5 6	134	H	Binghamton	3 7					
								96	N	Michigan St.	0 12	152	N	Villanova	8 10					
								96	N	Michigan St.	0 8	154	A	Dayton	0 3					
												154	A	Dayton	3 4					
												156	N	Princeton	2 10					
												158	A	George Washington	5 7					
												158	A	George Washington	0 8					
												161	N	Seton Hall	5 12					
												165	H	Temple	3 16					
												165	H	Temple	7 16					
												169	H	Charlotte	0 2					
												169	H	Charlotte	6 9					
												171	A	Massachusetts	4 6					
												171	A	Massachusetts	4 12					
												196	A	Butler	3 6					
												196	A	Butler	1 2					
				LAST 10 GAMES																
				154	A	Dayton	3 4	219	H	Buffalo	2 3	219	H	Buffalo	4 3					
				154	A	Dayton	0 3	262	H	La Salle	5 3	219	H	Buffalo	2 3					
				250	A	Youngstown St.	1 7	262	H	La Salle	7 2	230	A	Cleveland St.	7 2					
				250	A	Youngstown St.	7 4	90	H	Fordham	5 6	246	N	Bucknell	7 8					
				219	H	Buffalo	4 3	90	H	Fordham	1 15	249	N	Mt. St. Mary's	2 15					

**Non-Div. I Games:**

St. Bonaventure



RPI	S	Opponent	Score	
250	A	Youngstown St.	7	4
250	A	Youngstown St.	1	7
256	A	Canisius	2	4
256	A	Canisius	4	7
256	N	Canisius	2	5
256	N	Canisius	2	10
262	H	La Salle	5	3
262	H	La Salle	7	2
265	A	Rhode Island	11	6
265	A	Rhode Island	2	6
268	H	Niagara	3	6
268	H	Niagara	2	8
274	A	Delaware St.	5	4
274	N	Delaware St.	8	5
274	N	Delaware St.	6	7

St. Bonaventure

S  
t  
.  
B  
o  
n  
a  
v  
e  
n  
t  
u  
r  
e

S  
t  
.  
B  
o  
n  
a  
v  
e  
n  
t  
u  
r  
e



Average RPI Win: 260		WON-LOST	WINNING	LAST 10	STRENGTH OF		OPP. STRENGTH	TEAM	ADJ		CONF.	ADJ CONF.
Average RPI Loss: 178		RECORD	PCT. RANK	GAMES	SCHEDULE		OF SCHEDULE	RPI	RPI		RPI	RPI
DIV. I ONLY		12-37-0	.2449	267	3-7-0		250	249	271		.37908	272
DIV. I NON-CONF.		9-20-0	.31034	234	2-2-0		277	275	270		.37773	269
TOTALS		RPI 1-25	RPI 26-50		W-L RECORDS		RPI 51-100		RPI 101-150		RPI 150+	
12-37-0		0-0-0	0-1-0		OVERALL		0-2-0		0-10-0		12-24-0	
8-12-0		0-0-0	0-0-0		HOME		0-2-0		0-2-0		8-8-0	
0-13-0		0-0-0	0-0-0		AWAY		0-0-0		0-4-0		0-9-0	
4-12-0		0-0-0	0-1-0		NEUTRAL		0-0-0		0-4-0		4-7-0	
9-20-0		0-0-0	0-1-0		NON-CONFERENCE		0-0-0		0-6-0		9-13-0	
5-5-0		0-0-0	0-0-0		HOME		0-0-0		0-0-0		5-5-0	
0-3-0		0-0-0	0-0-		AWAY		0-0-0		0-2-0		0-1-0	
4-12-0		0-0-0	0-1-0		NEUTRAL		0-0-0		0-4-0		4-7-0	
3-17-0		0-0-0	0-0-0		CONFERENCE		0-2-0		0-4-0		3-11-0	
3-7-0		0-0-0	0-0-0		HOME		0-2-0		0-2-0		3-3-0	
0-10-0		0-0-0	0-0-0		AWAY		0-0-0		0-2-0		0-8-0	
0-0-0		0-0-0	0-0-0		NEUTRAL		0-0-0		0-0-0		0-0-0	
RPI S	Opponent	Score	RPI S	Opponent	Score	RPI S	Opponent	Score	RPI S	Opponent	Score	
			43 N	South Fla.	0 5	93 H	Monmouth	0 9	101 A	Robert Morris	0 1	
						93 H	Monmouth	0 6	101 A	Robert Morris	1 6	
									104 A	Col. of Charleston	1 4	
									104 A	Col. of Charleston	2 3	
									115 N	Central Mich.	4 7	
									124 H	Central Conn. St.	1 13	
									124 H	Central Conn. St.	0 8	
									126 N	Utah Valley	2 4	
									128 N	Lehigh	0 7	
									135 N	Chattanooga	2 9	
									165 H	Temple	3 8	
									165 H	Temple	5 9	
									180 H	Fairleigh Dickinson	4 3	
									180 H	Fairleigh Dickinson	1 5	
									185 N	Boston U.	2 10	
									186 A	LIU Brooklyn	5 6	
									186 A	LIU Brooklyn	1 5	
									188 A	Bryant	7 8	
									188 A	Bryant	4 6	
									193 N	Army	6 12	
									196 N	Butler	2 6	
									197 N	Radford	1 8	
									216 N	Green Bay	2 1	
									220 H	Quinnipiac	4 6	
									220 H	Quinnipiac	5 6	
									234 A	Charleston So.	1 9	
									235 A	Sacred Heart	0 8	
LAST 10 GAMES			180 H	Fairleigh Dickinson	1 5	244 A	Saint Francis (PA)	2 4	216 N	Green Bay	2 1	
			180 H	Fairleigh Dickinson	4 3	101 A	Robert Morris	1 6	220 H	Quinnipiac	4 6	
			253 H	Manhattan	3 6	101 A	Robert Morris	0 1	220 H	Quinnipiac	5 6	
			253 H	Manhattan	2 6	280 H	Lafayette	2 0	234 A	Charleston So.	1 9	
			244 A	Saint Francis (PA)	2 4	280 H	Lafayette	5 0	235 A	Sacred Heart	0 8	

Non-Div. I Games:

Wagner



RPI	S	Opponent	Score	
235	A	Sacred Heart	0	1
242	N	Columbia	2	5
244	A	Saint Francis (PA)	2	4
244	A	Saint Francis (PA)	2	4
249	H	Mt. St. Mary's	8	7
249	H	Mt. St. Mary's	4	3
250	N	Youngstown St.	2	10
253	H	Manhattan	3	6
253	H	Manhattan	2	6
259	N	Toledo	7	6
260	N	North Dakota	1	3
273	H	Yale	3	5
273	H	Yale	5	4
277	N	Rider	5	1
280	H	Lafayette	5	0
280	H	Lafayette	2	0
286	H	Saint Peter's	5	0
286	H	Saint Peter's	11	3
286	N	Saint Peter's	7	4



Average RPI Win:	212	WON-LOST	WINNING	LAST 10	STRENGTH OF	OPP. STRENGTH	TEAM	ADJ	CONF.	ADJ CONF.	
Average RPI Loss:	194	RECORD	PCT. RANK	GAMES	SCHEDULE	OF SCHEDULE	RPI	RPI	RPI	RPI	
DIV. I ONLY	10-37-0	.21277	273	2-8-0	235	250	274	.37586	273	25	25
DIV. I NON-CONF.	5-22-0	.18519	268	0-3-0	238	260	273	.37127	272	27	27
<hr/>											
TOTALS	RPI 1-25	RPI 26-50		W-L RECORDS		RPI 51-100		RPI 101-150		RPI 150+	
10-37-0	0-1-0	0-0-0		OVERALL		0-0-0		1-6-0		9-30-0	
3-15-0	0-0-0	0-0-0		HOME		0-0-0		0-2-0		3-13-0	
5-17-0	0-0-0	0-0-0		AWAY		0-0-0		0-1-0		5-3-0	
2-5-0	0-0-0	0-0-0		NEUTRAL		0-0-0		1-0-0		1-5-0	
<hr/>											
5-22-0	0-1-0	0-0-0		NON-CONFERENCE		0-0-0		1-4-0		4-17-0	
2-6-0	0-0-0	0-0-0		HOME		0-0-0		0-0-0		2-6-0	
1-11-0	0-1-0	0-0-		AWAY		0-0-0		0-4-0		1-6-0	
2-5-0	0-0-0	0-0-0		NEUTRAL		0-0-0		1-0-0		1-5-0	
<hr/>											
5-15-0	0-0-0	0-0-0		CONFERENCE		0-0-0		0-2-0		5-13-0	
1-9-0	0-0-0	0-0-0		HOME		0-0-0		0-2-0		1-7-0	
4-6-0	0-0-0	0-0-0		AWAY		0-0-0		0-0-0		4-6-0	
0-0-0	0-0-0	0-0-0		NEUTRAL		0-0-0		0-0-0		0-0-0	
<hr/>											
RPI S	Opponent	Score		RPI S	Opponent	Score		RPI S	Opponent	Score	
13 A	Washington	3	12					107 H	Penn	0	9
								107 H	Penn	0	7
								124 A	Central Conn. St.	1	8
								124 A	Central Conn. St.	1	3
								133 N	New Mexico	6	5
								144 A	Stony Brook	1	7
								144 A	Stony Brook	1	4
								151 A	Providence	0	9
								156 A	Princeton	1	6
								156 A	Princeton	3	2
								166 N	Bradley	0	2
								177 H	Fairfield	4	5
								177 H	Fairfield	4	0
								183 N	Ohio	7	1
								188 H	Bryant	7	12
								188 H	Bryant	2	10
								189 H	Dartmouth	0	5
								189 H	Dartmouth	1	10
								189 H	Dartmouth	0	8
								189 H	Dartmouth	8	10
								193 A	Army	0	8
								193 A	Army	2	10
								199 A	Cornell	7	2
								199 A	Cornell	7	5
								205 A	Seattle	1	6
								205 N	Seattle	2	6
								210 A	Harvard	4	7
<hr/>											
LAST 10 GAMES				LAST 10 GAMES				LAST 10 GAMES			
213 A	Marist	0	6	193 A	Army	2	10	199 A	Cornell	7	2
270 A	Brown	8	9	193 A	Army	0	8	199 A	Cornell	7	5
270 A	Brown	12	2	189 H	Dartmouth	0	5	205 A	Seattle	1	6
270 H	Brown	1	8	189 H	Dartmouth	0	8	205 N	Seattle	2	6
270 H	Brown	5	2	189 H	Dartmouth	1	10	210 A	Harvard	4	7

Non-Div. I Games:

Yale



RPI	S	Opponent	Score
210	A	Harvard	3 12
210	A	Harvard	3 5
210	A	Harvard	2 4
213	A	Marist	0 6
235	H	Sacred Heart	0 8
235	H	Sacred Heart	6 15
242	H	Columbia	2 7
242	H	Columbia	1 2
253	N	Manhattan	11 14
258	N	Holy Cross	1 5
258	N	Holy Cross	6 13
265	H	Rhode Island	5 3
265	H	Rhode Island	6 13
270	A	Brown	8 9
270	A	Brown	12 2
270	H	Brown	1 8
270	H	Brown	5 2
272	A	Wagner	5 3
272	A	Wagner	4 5



Average RPI Win:	275	WON-LOST	WINNING	LAST 10	STRENGTH OF	OPP. STRENGTH	TEAM	ADJ	CONF.	ADJ CONF.			
Average RPI Loss:	181	RECORD	PCT. RANK	GAMES	SCHEDULE	OF SCHEDULE	RPI	RPI	RPI	RPI			
DIV. I ONLY	18-32-0	.36	220	5-5-0	279	281	273	.37247	274	31	31		
DIV. I NON-CONF.	4-26-0	.13333	278	0-3-0	254	239	278	.35051	278	31	31		
<hr/>													
TOTALS	RPI 1-25	RPI 26-50		W-L RECORDS		RPI 51-100		RPI 101-150		RPI 150+			
18-32-0	0-0-0	0-1-0		OVERALL		0-5-0		0-3-0		18-23-0			
10-8-0	0-0-0	0-0-0		HOME		0-0-0		0-0-0		10-8-0			
6-14-0	0-0-0	0-0-0		AWAY		0-0-0		0-0-0		6-4-0			
2-10-0	0-0-0	0-1-0		NEUTRAL		0-1-0		0-1-0		2-7-0			
<hr/>													
4-26-0	0-0-0	0-1-0		NON-CONFERENCE		0-5-0		0-3-0		4-17-0			
0-7-0	0-0-0	0-0-0		HOME		0-0-0		0-0-0		0-7-0			
2-9-0	0-0-0	0-0-		AWAY		0-4-0		0-2-0		2-3-0			
2-10-0	0-0-0	0-1-0		NEUTRAL		0-1-0		0-1-0		2-7-0			
<hr/>													
14-6-0	0-0-0	0-0-0		CONFERENCE		0-0-0		0-0-0		14-6-0			
10-1-0	0-0-0	0-0-0		HOME		0-0-0		0-0-0		10-1-0			
4-5-0	0-0-0	0-0-0		AWAY		0-0-0		0-0-0		4-5-0			
0-0-0	0-0-0	0-0-0		NEUTRAL		0-0-0		0-0-0		0-0-0			
<hr/>													
RPI	S	Opponent	Score	RPI	S	Opponent	Score	RPI	S	Opponent	Score		
				30	N	Georgia	0 18	52	A	North Florida	0 2		
								68	A	Saint Joseph's	0 6		
								89	A	Maryland	0 11		
								89	A	Maryland	3 12		
								93	N	Monmouth	1 5		
										105	A	Virginia	1 9
										105	A	Virginia	1 10
										112	N	Kent St.	3 5
										155	A	Towson	1 2
										156	N	Princeton	0 3
										156	N	Princeton	3 8
										157	A	Winthrop	2 10
										165	A	Temple	0 8
										168	N	Western Ill.	3 10
										180	N	Fairleigh Dickinson	1 9
										180	N	Fairleigh Dickinson	2 4
										204	A	Hampton	0 7
										204	A	Hampton	3 2
										204	A	Hampton	2 6
										210	N	Harvard	5 4
										237	A	Norfolk St.	0 6
										237	A	Norfolk St.	3 4
										237	A	Norfolk St.	1 9
										244	H	Saint Francis (PA)	4 5
										244	H	Saint Francis (PA)	1 9
										249	H	Mt. St. Mary's	2 4
										254	H	Colgate	0 2
										254	H	Colgate	4 6
										270	N	Brown	1 3
										271	H	St. Bonaventure	4 5
										271	N	St. Bonaventure	7 6
										271	N	St. Bonaventure	5 8
<hr/>													
LAST 10 GAMES													
				283	H	UMES	10 7	290	H	Howard	10 0		
				283	H	UMES	4 7	290	H	Howard	18 3		
				283	H	UMES	4 2	89	A	Maryland	0 11		
				165	A	Temple	0 8	89	A	Maryland	3 12		
				290	H	Howard	26 6	237	A	Norfolk St.	0 6		

Non-Div. I Games:

Delaware St.



RPI	S	Opponent	Score	
278	A	Coppin St.	11	2
278	A	Coppin St.	7	2
278	A	Coppin St.	21	1
280	A	Lafayette	5	4
280	A	Lafayette	5	2
280	H	Lafayette	1	2
282	H	N.C. Central	14	0
282	H	N.C. Central	9	1
283	H	UMES	10	7
283	H	UMES	4	2
283	H	UMES	4	7
289	H	Morgan St.	8	5
289	H	Morgan St.	10	2
289	H	Morgan St.	12	4
290	H	Howard	26	6
290	H	Howard	10	0
290	H	Howard	18	3

Delaware St.

D  
e  
l  
a  
w  
a  
r  
e  
s  
t  
.

D  
e  
l  
a  
w  
a  
r  
e  
s  
t  
.



Average RPI Win: 279		WON-LOST	WINNING	LAST 10	STRENGTH OF	OPP. STRENGTH	TEAM	ADJ	CONF.	ADJ CONF.			
Average RPI Loss: 175		RECORD	PCT. RANK	GAMES	SCHEDULE	OF SCHEDULE	RPI	RPI	RPI	RPI			
DIV. I ONLY		5-30-0	.14286	286	5-5-0	241	273	277	.3647	275	30	30	
DIV. I NON-CONF.		0-18-0	0	286	0-2-0	64	211	269	.38982	267	30	30	
<hr/>													
TOTALS		RPI 1-25		RPI 26-50		W-L RECORDS		RPI 51-100		RPI 101-150		RPI 150+	
5-30-0		0-0-0		0-0-0		OVERALL		0-8-0		0-2-0		5-20-0	
2-7-0		0-0-0		0-0-0		HOME		0-2-0		0-0-0		2-5-0	
3-14-0		0-0-0		0-0-0		AWAY		0-2-0		0-2-0		3-0-0	
0-9-0		0-0-0		0-0-0		NEUTRAL		0-0-0		0-0-0		0-9-0	
0-18-0		0-0-0		0-0-0		NON-CONFERENCE		0-8-0		0-2-0		0-8-0	
0-2-0		0-0-0		0-0-0		HOME		0-2-0		0-0-0		0-0-0	
0-11-0		0-0-0		0-0-		AWAY		0-6-0		0-2-0		0-3-0	
0-5-0		0-0-0		0-0-0		NEUTRAL		0-0-0		0-0-0		0-5-0	
5-12-0		0-0-0		0-0-0		CONFERENCE		0-0-0		0-0-0		5-12-0	
2-5-0		0-0-0		0-0-0		HOME		0-0-0		0-0-0		2-5-0	
3-3-0		0-0-0		0-0-0		AWAY		0-0-0		0-0-0		3-3-0	
0-4-0		0-0-0		0-0-0		NEUTRAL		0-0-0		0-0-0		0-4-0	
RPI	S	Opponent	Score	RPI	S	Opponent	Score	RPI	S	Opponent	Score		
						72 A Ole Miss	0 8			145 A Southeastern La.	1 10		
						72 A Ole Miss	1 10			145 A Southeastern La.	0 10		
						73 A Northwestern St.	0 8			153 N La.-Monroe	0 8		
						73 A Northwestern St.	3 10			159 N Louisiana Tech	0 10		
						73 H Northwestern St.	1 12			159 N Louisiana Tech	0 8		
						73 H Northwestern St.	0 8			159 N Louisiana Tech	2 8		
						75 A McNeese St.	1 9			170 A Memphis	1 8		
						75 A McNeese St.	0 13			170 A Memphis	2 3		
										174 A Nicholls St.	8 10		
										198 N Houston Baptist	0 9		
										222 H Jackson St.	0 9		
										222 H Jackson St.	1 4		
										222 H Jackson St.	3 20		
										245 N Texas Southern	0 8		
										252 H Mississippi Val.	2 1		
										252 H Mississippi Val.	2 8		
										252 H Mississippi Val.	4 9		
										264 A Alabama St.	0 4		
										264 A Alabama St.	2 13		
										264 A Alabama St.	4 12		
										266 N Ark.-Pine Bluff	1 9		
										284 N Southern U.	4 12		
						285 A Alabama A&M	5 4			285 A Alabama A&M	5 2		
						285 A Alabama A&M	9 2			285 A Alabama A&M	9 2		
						285 A Alabama A&M	5 2			285 A Alabama A&M	5 4		
						287 H Grambling	2 0			287 H Grambling	2 0		
						264 A Alabama St.	4 12			288 N Prairie View	4 7		
<hr/>													
Non-Div. I Games:		Kentucky St.	7	0	Kentucky St.	4	5	LSU-Alexandria	7	5	LSU-Alexandria	8	6
Alcorn													



Detroit

Average RPI Win: 192		WON-LOST	WINNING	LAST 10	STRENGTH OF		OPP. STRENGTH	TEAM	ADJ	CONF.	ADJ CONF.
Average RPI Loss: 183		RECORD	PCT. RANK	GAMES	SCHEDULE		OF SCHEDULE	RPI	RPI	RPI	RPI
DIV. I ONLY		5-45-0	.1	289	0-10-0		204	253	275	.35536	276
DIV. I NON-CONF.		3-26-0	.10345	284	0-2-0		162	267	272	.37051	273
TOTALS		RPI 1-25	RPI 26-50		W-L RECORDS		RPI 51-100		RPI 101-150		RPI 150+
5-45-0	0-0-0	0-0-0		OVERALL		1-6-0		0-13-0		4-26-0	
1-10-0	0-0-0	0-0-0		HOME		0-0-0		0-8-0		1-2-0	
3-17-0	0-0-0	0-0-0		AWAY		0-2-0		0-2-0		3-13-0	
1-18-0	0-0-0	0-0-0		NEUTRAL		1-4-0		0-3-0		0-11-0	
3-26-0	0-0-0	0-0-0		NON-CONFERENCE		1-6-0		0-7-0		2-13-0	
0-2-0	0-0-0	0-0-0		HOME		0-0-0		0-2-0		0-0-0	
2-6-0	0-0-0	0-0-0		AWAY		0-2-0		0-2-0		2-2-0	
1-18-0	0-0-0	0-0-0		NEUTRAL		1-4-0		0-3-0		0-11-0	
2-19-0	0-0-0	0-0-0		CONFERENCE		0-0-0		0-6-0		2-13-0	
1-8-0	0-0-0	0-0-0		HOME		0-0-0		0-6-0		1-2-0	
1-11-0	0-0-0	0-0-0		AWAY		0-0-0		0-0-0		1-11-0	
0-0-0	0-0-0	0-0-0		NEUTRAL		0-0-0		0-0-0		0-0-0	
RPI S	Opponent	Score	RPI S	Opponent	Score	RPI S	Opponent	Score	RPI S	Opponent	Score
						69 N	SIU Edwardsville	1 0	115 A	Central Mich.	1 9
						78 N	Neb. Omaha	2 7	115 A	Central Mich.	3 13
						78 N	Neb. Omaha	2 5	131 H	Loyola Chicago	3 7
						86 N	UT Martin	2 11	131 H	Loyola Chicago	0 12
						90 N	Fordham	8 18	131 H	Loyola Chicago	4 8
						98 A	IPFW	0 4	134 N	Binghamton	3 9
						98 A	IPFW	0 8	134 N	Binghamton	0 7
									137 N	South Dakota	4 5
									142 H	Bowling Green	3 12
									142 H	Bowling Green	1 9
									148 H	Ill.-Chicago	3 19
									148 H	Ill.-Chicago	1 5
									148 H	Ill.-Chicago	8 17
									170 N	Memphis	1 6
									184 N	Wichita St.	4 13
									192 N	UMKC	1 6
									195 H	Valparaiso	9 0
									195 H	Valparaiso	0 17
									195 H	Valparaiso	1 12
									209 A	Morehead St.	1 5
									209 A	Morehead St.	7 4
									216 A	Green Bay	2 3
									216 A	Green Bay	0 5
									216 A	Green Bay	4 5
									224 A	Wright St.	2 10
									224 A	Wright St.	5 6
									224 A	Wright St.	1 9
									195 H	Valparaiso	0 17
									195 H	Valparaiso	1 12
									224 A	Wright St.	1 9
									224 A	Wright St.	1 9

Non-Div. I Games:

Detroit



D  
e  
t  
r  
o  
i  
t

1  
2  
3  
4  
5  
6

Detroit



Average RPI Win: 248		WON-LOST RECORD		WINNING PCT. RANK		LAST 10 GAMES		STRENGTH OF SCHEDULE		OPP. STRENGTH OF SCHEDULE		TEAM RPI		ADJ RPI		CONF. RPI		ADJ CONF. RPI	
DIV. I ONLY		8-41-0		.16327 284		1-9-0		254		268		276		.35145 277		29		29	
DIV. I NON-CONF.		5-28-0		.15152 276		1-1-0		225		262		275		.3622 275		29		29	
TOTALS		RPI 1-25		RPI 26-50		W-L RECORDS		RPI 51-100		RPI 101-150		RPI 150+							
8-41-0		0-0-0		0-0-0		OVERALL		0-2-0		0-7-0		8-32-0							
4-13-0		0-0-0		0-0-0		HOME		0-2-0		0-1-0		4-10-0							
2-15-0		0-0-0		0-0-0		AWAY		0-0-0		0-3-0		2-12-0							
2-13-0		0-0-0		0-0-0		NEUTRAL		0-0-0		0-3-0		2-10-0							
5-28-0		0-0-0		0-0-0		NON-CONFERENCE		0-2-0		0-7-0		5-19-0							
2-7-0		0-0-0		0-0-0		HOME		0-2-0		0-1-0		2-4-0							
1-8-0		0-0-0		0-0-		AWAY		0-0-0		0-3-0		1-5-0							
2-13-0		0-0-0		0-0-0		NEUTRAL		0-0-0		0-3-0		2-10-0							
3-13-0		0-0-0		0-0-0		CONFERENCE		0-0-0		0-0-0		3-13-0							
2-6-0		0-0-0		0-0-0		HOME		0-0-0		0-0-0		2-6-0							
1-7-0		0-0-0		0-0-0		AWAY		0-0-0		0-0-0		1-7-0							
0-0-0		0-0-0		0-0-0		NEUTRAL		0-0-0		0-0-0		0-0-0							
RPI	S	Opponent		Score		RPI	S	Opponent		Score		RPI	S	Opponent		Score			

Non-Div. I Games:

Rider



RPI	S	Opponent	Score	
242	H	Columbia	6	7
242	H	Columbia	4	3
242	N	Columbia	0	6
242	N	Columbia	3	11
248	A	Siena	0	16
248	A	Siena	6	7
253	A	Manhattan	1	5
253	A	Manhattan	1	13
256	H	Canisius	5	0
256	H	Canisius	7	9
260	N	North Dakota	1	10
261	H	Iona	5	10
261	H	Iona	10	6
262	A	La Salle	1	5
268	H	Niagara	1	9
268	H	Niagara	1	5
272	N	Wagner	1	5
280	A	Lafayette	5	4
286	A	Saint Peter's	1	4
286	A	Saint Peter's	11	2

Rider

R  
i  
d  
e  
r

R  
i  
d  
e  
r



Average RPI Win:	286	WON-LOST RECORD	WINNING PCT. RANK	LAST 10 GAMES	STRENGTH OF SCHEDULE	OPP. STRENGTH OF SCHEDULE	TEAM RPI	ADJ RPI	CONF. RPI	ADJ CONF. RPI	
DIV. I ONLY	12-23-0	.34286	230	3-6-0	286	289	279	.3494	278	31	31
DIV. I NON-CONF.	3-14-0	.17647	271	0-0-0	281	279	288	.33418	283	31	31
TOTALS	RPI 1-25	RPI 26-50	W-L RECORDS	RPI 51-100	RPI 101-150	RPI 150+					
12-23-0	0-0-0	0-0-0	OVERALL	0-2-0	0-0-0	12-21-0					
4-18-0	0-0-0	0-0-0	HOME	0-0-0	0-0-0	4-18-0					
8-5-0	0-0-0	0-0-0	AWAY	0-2-0	0-0-0	8-3-0					
0-0-0	0-0-0	0-0-0	NEUTRAL	0-0-0	0-0-0	0-0-0					
3-14-0	0-0-0	0-0-0	NON-CONFERENCE	0-2-0	0-0-0	3-12-0					
1-12-0	0-0-0	0-0-0	HOME	0-0-0	0-0-0	1-12-0					
2-2-0	0-0-0	0-0-	AWAY	0-2-0	0-0-0	2-0-0					
0-0-0	0-0-0	0-0-0	NEUTRAL	0-0-0	0-0-0	0-0-0					
9-9-0	0-0-0	0-0-0	CONFERENCE	0-0-0	0-0-0	9-9-0					
3-6-0	0-0-0	0-0-0	HOME	0-0-0	0-0-0	3-6-0					
6-3-0	0-0-0	0-0-0	AWAY	0-0-0	0-0-0	6-3-0					
0-0-0	0-0-0	0-0-0	NEUTRAL	0-0-0	0-0-0	0-0-0					
RPI S	Opponent	Score	RPI S	Opponent	Score	RPI S	Opponent	Score	RPI S	Opponent	Score
						89 A	Maryland	0 9	156 H	Princeton	2 7
						89 A	Maryland	3 7	156 H	Princeton	3 6
									156 H	Princeton	3 21
									161 H	Seton Hall	4 8
									204 A	Hampton	1 9
									204 A	Hampton	2 3
									204 A	Hampton	2 3
									213 H	Marist	2 8
									235 H	Sacred Heart	1 5
									235 H	Sacred Heart	5 9
									237 H	Norfolk St.	2 10
									237 H	Norfolk St.	2 10
									237 H	Norfolk St.	3 15
									248 H	Siena	4 19
									248 H	Siena	4 10
									262 H	La Salle	0 9
									265 H	Rhode Island	4 5
									274 H	Delaware St.	2 7
									274 H	Delaware St.	1 21
									274 H	Delaware St.	2 11
									281 A	UMBC	11 0
									281 A	UMBC	13 8
									283 A	UMES	5 2
									283 A	UMES	5 1
									283 A	UMES	7 2
									286 H	Saint Peter's	13 5
									286 H	Saint Peter's	7 8
Non-Div. I Games:	Virginia St.	3 2	Virginia St.	3 0	Virginia St.	8 5	Virginia St.	12 0	Coppin St.		



RPI	S	Opponent	Score	
289	H	Morgan St.	12	8
289	H	Morgan St.	6	0
289	H	Morgan St.	9	1
290	A	Howard	3	2
290	A	Howard	7	6
290	A	Howard	10	6

Coppin St.

C  
o  
p  
p  
i  
n  
s  
t  
.

C  
o  
p  
p  
i  
n  
s  
t  
.



Average RPI Win: 259		WON-LOST	WINNING	LAST 10	STRENGTH OF		OPP. STRENGTH	TEAM	ADJ		CONF.	ADJ CONF.
Average RPI Loss: 195		RECORD	PCT. RANK	GAMES	SCHEDULE		OF SCHEDULE	RPI	RPI		RPI	RPI
DIV. I ONLY		9-33-0	.21429	271	3-7-0		278	274	281		31	31
DIV. I NON-CONF.		1-23-0	.04167	285	0-4-0		230	232	287		31	31
TOTALS		RPI 1-25	RPI 26-50		W-L RECORDS		RPI 51-100		RPI 101-150		RPI 150+	
9-33-0		0-0-0	0-3-0		OVERALL		0-2-0		0-4-0		9-24-0	
5-14-0		0-0-0	0-0-0		HOME		0-0-0		0-2-0		5-12-0	
4-11-0		0-0-0	0-1-0		AWAY		0-2-0		0-0-0		4-8-0	
0-8-0		0-0-0	0-2-0		NEUTRAL		0-0-0		0-2-0		0-4-0	
1-23-0		0-0-0	0-3-0		NON-CONFERENCE		0-2-0		0-4-0		1-14-0	
1-9-0		0-0-0	0-0-0		HOME		0-0-0		0-2-0		1-7-0	
0-6-0		0-0-0	0-0-		AWAY		0-2-0		0-0-0		0-3-0	
0-8-0		0-0-0	0-2-0		NEUTRAL		0-0-0		0-2-0		0-4-0	
8-10-0		0-0-0	0-0-0		CONFERENCE		0-0-0		0-0-0		8-10-0	
4-5-0		0-0-0	0-0-0		HOME		0-0-0		0-0-0		4-5-0	
4-5-0		0-0-0	0-0-0		AWAY		0-0-0		0-0-0		4-5-0	
0-0-0		0-0-0	0-0-0		NEUTRAL		0-0-0		0-0-0		0-0-0	
RPI S	Opponent	Score	RPI S	Opponent	Score	RPI S	Opponent	Score	RPI S	Opponent	Score	
30 N	Georgia	0 15	90 A	Appalachian St.	0 1	111 H	UNC Greensboro	1 10				
45 A	North Carolina St.	0 20	90 A	Appalachian St.	3 5	111 H	UNC Greensboro	8 11				
50 N	Kansas	0 17				112 N	Kent St.	5 9				
						144 N	Stony Brook	7 8				
						157 A	Winthrop	2 10				
						168 N	Western Ill.	5 16				
						187 A	Elon	2 4				
						187 A	Elon	0 1				
						207 H	Presbyterian	2 12				
						207 H	Presbyterian	6 0				
						210 N	Harvard	1 5				
						228 H	Gardner-Webb	1 4				
						228 H	Gardner-Webb	1 11				
						236 H	UNC Wilmington	3 14				
						236 H	UNC Wilmington	0 12				
						237 H	Norfolk St.	2 16				
						237 H	Norfolk St.	8 16				
						239 H	Florida A&M	0 5				
						239 H	Florida A&M	6 9				
						239 H	Florida A&M	9 4				
						240 A	Bethune-Cookman	1 5				
						240 A	Bethune-Cookman	1 2				
						240 A	Bethune-Cookman	6 1				
						244 H	Saint Francis (PA)	0 3				
						255 H	Savannah St.	4 6				
						255 H	Savannah St.	13 5				
						255 H	Savannah St.	9 3				
LAST 10 GAMES			282 A	N.C. Central	2 10	90 A	Appalachian St.	0 1	240 A	Bethune-Cookman	6 1	
			282 A	N.C. Central	1 0	90 A	Appalachian St.	3 5	244 H	Saint Francis (PA)	0 3	
			282 A	N.C. Central	5 3	240 A	Bethune-Cookman	6 1	255 H	Savannah St.	4 6	
			187 A	Elon	0 1	240 A	Bethune-Cookman	1 5	255 H	Savannah St.	13 5	
			187 A	Elon	2 4	240 A	Bethune-Cookman	1 2	255 H	Savannah St.	9 3	

Non-Div. I Games:

N.C. A&amp;T



RPI	S	Opponent	Score	
256	H	Canisius	0	12
280	N	Lafayette	1	3
280	N	Lafayette	1	3
282	A	N.C. Central	1	0
282	A	N.C. Central	2	10
282	A	N.C. Central	5	3
283	H	UMES	11	10
291	A	South Carolina St.	9	0
291	A	South Carolina St.	4	6
291	A	South Carolina St.	0	5



Average RPI Win:	247	WON-LOST RECORD	WINNING PCT. RANK	LAST 10 GAMES	STRENGTH OF SCHEDULE	OPP. STRENGTH OF SCHEDULE	TEAM RPI	ADJ RPI	CONF. RPI	ADJ CONF. RPI		
DIV. I ONLY		11-43-0	.2037	277	1-9-0	272	270	278	.33436	280	28	28
DIV. I NON-CONF.		7-27-0	.20588	263	0-5-0	282	277	282	.32656	286	28	28
<hr/>												
TOTALS	RPI 1-25	RPI 26-50		W-L RECORDS		RPI 51-100		RPI 101-150		RPI 150+		
11-43-0	0-0-0	0-2-0		OVERALL		0-0-0		1-10-0		10-31-0		
2-15-0	0-0-0	0-0-0		HOME		0-0-0		0-2-0		2-13-0		
6-21-0	0-0-0	0-1-0		AWAY		0-0-0		1-7-0		5-13-0		
3-7-0	0-0-0	0-1-0		NEUTRAL		0-0-0		0-1-0		3-5-0		
<hr/>												
7-27-0	0-0-0	0-2-0		NON-CONFERENCE		0-0-0		0-7-0		7-18-0		
1-8-0	0-0-0	0-0-0		HOME		0-0-0		0-2-0		1-6-0		
3-12-0	0-0-0	0-0-		AWAY		0-0-0		0-4-0		3-7-0		
3-7-0	0-0-0	0-1-0		NEUTRAL		0-0-0		0-1-0		3-5-0		
<hr/>												
4-16-0	0-0-0	0-0-0		CONFERENCE		0-0-0		1-3-0		3-13-0		
1-7-0	0-0-0	0-0-0		HOME		0-0-0		0-0-0		1-7-0		
3-9-0	0-0-0	0-0-0		AWAY		0-0-0		1-3-0		2-6-0		
0-0-0	0-0-0	0-0-0		NEUTRAL		0-0-0		0-0-0		0-0-0		
<hr/>												
RPI S	Opponent	Score	RPI S	Opponent	Score	RPI S	Opponent	Score	RPI S	Opponent	Score	
			45 A	North Carolina St.	0 10				107 A	Penn	2 11	
			50 N	Kansas	0 20				107 A	Penn	0 8	
									113 A	Delaware	3 4	
									113 A	Delaware	2 3	
									128 A	Lehigh	1 9	
									128 A	Lehigh	0 5	
									128 A	Lehigh	1 6	
									128 A	Lehigh	2 1	
									143 H	Rutgers	0 7	
									143 H	Rutgers	0 8	
									144 N	Stony Brook	1 12	
									152 H	Villanova	0 2	
									152 H	Villanova	3 4	
									155 A	Towson	1 2	
									156 N	Princeton	0 7	
									165 A	Temple	10 8	
									165 A	Temple	0 9	
									193 H	Army	1 3	
									193 H	Army	0 1	
									193 H	Army	3 8	
									193 H	Army	5 7	
			LAST 10 GAMES						213 A	Marist	2 5	
			143 H	Rutgers	0 8		193 H	Army	0 1	213 A	Marist	0 8
			143 H	Rutgers	0 7		152 H	Villanova	0 2	246 A	Bucknell	0 4
			193 H	Army	5 7		152 H	Villanova	3 4	246 A	Bucknell	3 8
			193 H	Army	3 8		277 H	Rider	4 5	246 A	Bucknell	0 4
			193 H	Army	1 3		254 A	Colgate	3 0	246 A	Bucknell	0 2

Non-Div. I Games:

Lafayette



RPI	S	Opponent	Score	
249	A	Mt. St. Mary's	3	11
249	A	Mt. St. Mary's	5	0
254	A	Colgate	4	5
254	A	Colgate	3	0
254	A	Colgate	2	7
254	A	Colgate	5	4
258	H	Holy Cross	1	10
258	H	Holy Cross	4	6
258	H	Holy Cross	5	2
258	H	Holy Cross	6	7
270	N	Brown	1	3
270	N	Brown	1	5
270	N	Brown	4	10
272	A	Wagner	0	2
272	A	Wagner	0	5
274	A	Delaware St.	2	1
274	H	Delaware St.	2	5
274	H	Delaware St.	4	5
277	H	Rider	4	5
279	N	N.C. A&T	3	1
279	N	N.C. A&T	3	1
286	H	Saint Peter's	1	3
286	H	Saint Peter's	5	0
289	N	Morgan St.	2	4
289	N	Morgan St.	4	3

Lafayette

L  
a  
f  
a  
y  
e  
t  
t  
e

L  
a  
f  
a  
y  
e  
t  
t  
e



UMBC

Average RPI Win: 273		WON-LOST RECORD	WINNING PCT. RANK	LAST 10 GAMES	STRENGTH OF SCHEDULE	OPP. STRENGTH OF SCHEDULE	TEAM RPI	ADJ RPI		CONF. RPI	ADJ CONF. RPI
Average RPI Loss: 202											
DIV. I ONLY		11-40-0	.21569 270	3-7-0	277	278	280	.33067	281	24	24
DIV. I NON-CONF.		10-23-0	.30303 240	3-2-0	289	290	280	.33018	285	26	26
TOTALS		RPI 1-25	RPI 26-50		W-L RECORDS		RPI 51-100		RPI 101-150		RPI 150+
11-40-0	0-0-0	0-0-0		OVERALL		0-0-0		0-11-0		11-29-0	
6-20-0	0-0-0	0-0-0		HOME		0-0-0		0-3-0		6-17-0	
4-16-0	0-0-0	0-0-0		AWAY		0-0-0		0-7-0		4-9-0	
1-4-0	0-0-0	0-0-0		NEUTRAL		0-0-0		0-1-0		1-3-0	
10-23-0	0-0-0	0-0-0		NON-CONFERENCE		0-0-0		0-2-0		10-21-0	
5-12-0	0-0-0	0-0-0		HOME		0-0-0		0-0-0		5-12-0	
4-7-0	0-0-0	0-0-		AWAY		0-0-0		0-1-0		4-6-0	
1-4-0	0-0-0	0-0-0		NEUTRAL		0-0-0		0-1-0		1-3-0	
1-17-0	0-0-0	0-0-0		CONFERENCE		0-0-0		0-9-0		1-8-0	
1-8-0	0-0-0	0-0-0		HOME		0-0-0		0-3-0		1-5-0	
0-9-0	0-0-0	0-0-0		AWAY		0-0-0		0-6-0		0-3-0	
0-0-0	0-0-0	0-0-0		NEUTRAL		0-0-0		0-0-0		0-0-0	
RPI S	Opponent	Score	RPI S	Opponent	Score	RPI S	Opponent	Score	RPI S	Opponent	Score
									102 A Albany (NY)		0 8
									102 A Albany (NY)		1 6
									102 A Albany (NY)		0 8
									134 H Binghamton		1 14
									134 H Binghamton		2 3
									134 H Binghamton		0 5
									137 N South Dakota		4 9
									144 A Stony Brook		0 8
									144 A Stony Brook		0 8
									144 A Stony Brook		1 8
									145 A Southeastern La.		5 13
									155 H Towson		0 10
									156 H Princeton		3 11
									156 H Princeton		2 12
									162 A Georgetown		3 8
									185 A Boston U.		1 3
									185 A Boston U.		0 8
									185 A Boston U.		1 2
									204 H Hampton		0 14
									209 N Morehead St.		7 4
									209 N Morehead St.		1 7
									213 H Marist		6 7
									217 H George Mason		3 5
									236 A UNC Wilmington		1 3
									236 A UNC Wilmington		4 14
									238 H Hartford		0 2
									238 H Hartford		0 6
			LAST 10 GAMES								
			268 A Niagara	3 4	238 H Hartford	1 2	217 H George Mason	3 5			
			268 A Niagara	4 2	262 A La Salle	2 3	236 A UNC Wilmington	1 3			
			268 A Niagara	7 5	262 A La Salle	13 10	236 A UNC Wilmington	4 14			
			238 H Hartford	0 2	102 A Albany (NY)	1 6	238 H Hartford	0 2			
			238 H Hartford	0 6	102 A Albany (NY)	0 8	238 H Hartford	0 6			

Non-Div. I Games: LSU-Alexandria 6 7

UMBC



U  
M  
B  
C

RPI	S	Opponent	Score	
238	H	Hartford	1	2
244	H	Saint Francis (PA)	1	8
245	N	Texas Southern	5	14
249	H	Mt. St. Mary's	0	19
251	N	South Dakota St.	2	13
262	A	La Salle	2	3
262	A	La Salle	13	10
262	H	La Salle	4	5
265	H	Rhode Island	1	8
268	A	Niagara	4	2
268	A	Niagara	3	4
268	A	Niagara	7	5
269	H	Maine	4	2
269	H	Maine	7	11
269	H	Maine	6	7
278	H	Coppin St.	0	11
278	H	Coppin St.	8	13
286	A	Saint Peter's	7	5
286	A	Saint Peter's	5	6
286	H	Saint Peter's	11	0
289	H	Morgan St.	7	0
289	H	Morgan St.	18	2
289	H	Morgan St.	9	1
290	H	Howard	3	2

U  
M  
B  
C



Average RPI Win: 266		WON-LOST	WINNING	LAST 10	STRENGTH OF		OPP. STRENGTH	TEAM	ADJ		CONF.	ADJ CONF.			
Average RPI Loss: 199		RECORD	PCT. RANK	GAMES	SCHEDULE		OF SCHEDULE	RPI	RPI		RPI	RPI			
DIV. I ONLY		5-44-0	.10204	288	2-8-0		269	280	286		.32713	282			
DIV. I NON-CONF.		0-27-0	0	286	0-4-0		188	230	286		.3415	279			
TOTALS		RPI 1-25	RPI 26-50		W-L RECORDS		RPI 51-100		RPI 101-150		RPI 150+				
5-44-0		0-0-0	0-3-0		OVERALL		0-3-0		0-6-0		5-32-0				
2-17-0		0-0-0	0-0-0		HOME		0-2-0		0-2-0		2-13-0				
3-20-0		0-0-0	0-3-0		AWAY		0-0-0		0-4-0		3-13-0				
0-7-0		0-0-0	0-0-0		NEUTRAL		0-1-0		0-0-0		0-6-0				
0-27-0		0-0-0	0-3-0		NON-CONFERENCE		0-3-0		0-6-0		0-15-0				
0-9-0		0-0-0	0-0-0		HOME		0-2-0		0-2-0		0-5-0				
0-11-0		0-0-0	0-0-		AWAY		0-0-0		0-4-0		0-4-0				
0-7-0		0-0-0	0-0-0		NEUTRAL		0-1-0		0-0-0		0-6-0				
5-17-0		0-0-0	0-0-0		CONFERENCE		0-0-0		0-0-0		5-17-0				
2-8-0		0-0-0	0-0-0		HOME		0-0-0		0-0-0		2-8-0				
3-9-0		0-0-0	0-0-0		AWAY		0-0-0		0-0-0		3-9-0				
0-0-0		0-0-0	0-0-0		NEUTRAL		0-0-0		0-0-0		0-0-0				
RPI	S	Opponent	Score	RPI	S	Opponent	Score	RPI	S	Opponent	Score	RPI	S	Opponent	Score
				39	A	North Carolina	2 10	81	H	Longwood	2 5	104	H	Col. of Charleston	2 8
				39	A	North Carolina	0 9	81	H	Longwood	0 5	104	H	Col. of Charleston	0 8
				47	A	USC Upstate	0 14	92	N	Eastern Ky.	0 9	111	A	UNC Greensboro	0 10
												111	A	UNC Greensboro	3 11
												114	A	Campbell	1 7
												114	A	Campbell	2 14
												183	N	Ohio	0 11
												187	A	Elon	3 6
												187	H	Elon	1 9
												192	N	UMKC	0 8
												207	H	Presbyterian	1 9
												211	N	Western Caro.	2 13
												214	H	Liberty	1 4
												214	H	Liberty	4 8
												214	H	Liberty	3 16
												223	N	Northern Ky.	1 8
												236	A	UNC Wilmington	0 9
												236	A	UNC Wilmington	1 5
												237	A	Norfolk St.	6 4
												237	A	Norfolk St.	4 8
												237	H	Norfolk St.	4 9
												237	H	Norfolk St.	0 8
				LAST 10 GAMES								237	H	Norfolk St.	0 8
				279	H	N.C. A&T	10 2	187	H	Elon	1 9	239	A	Florida A&M	2 8
				279	H	N.C. A&T	0 1	239	A	Florida A&M	6 4	239	A	Florida A&M	1 8
				279	H	N.C. A&T	3 5	239	A	Florida A&M	1 8	239	A	Florida A&M	6 4
				236	A	UNC Wilmington	0 9	239	A	Florida A&M	2 8	240	H	Bethune-Cookman	1 9
				236	A	UNC Wilmington	1 5	111	A	UNC Greensboro	0 10	240	H	Bethune-Cookman	4 11

Non-Div. I Games:

N.C. Central



RPI	S	Opponent	Score	
255	A	Savannah St.	4	7
255	A	Savannah St.	1	5
255	A	Savannah St.	1	5
259	N	Toledo	1	9
268	N	Niagara	1	9
269	A	Maine	1	9
274	A	Delaware St.	1	9
274	A	Delaware St.	0	14
279	H	N.C. A&T	10	2
279	H	N.C. A&T	0	1
279	H	N.C. A&T	3	5
283	A	UMES	3	11
283	A	UMES	7	3
291	H	South Carolina St.	3	5
291	H	South Carolina St.	2	4
291	H	South Carolina St.	4	0



Average RPI Win:	275	WON-LOST	WINNING	LAST 10	STRENGTH OF	OPP. STRENGTH	TEAM	ADJ	CONF.	ADJ CONF.		
Average RPI Loss:	240	RECORD	PCT. RANK	GAMES	SCHEDULE	OF SCHEDULE	RPI	RPI	RPI	RPI		
DIV. I ONLY		13-32-0	.28889	254	2-6-0	287	291	285	.32165	283	31	31
DIV. I NON-CONF.		4-14-0	.22222	260	0-2-0	280	289	283	.33727	282	31	31
<hr/>												
TOTALS	RPI 1-25	RPI 26-50		W-L RECORDS		RPI 51-100		RPI 101-150		RPI 150+		
13-32-0	0-0-0	0-0-0		OVERALL		0-0-0		0-4-0		13-28-0		
5-12-0	0-0-0	0-0-0		HOME		0-0-0		0-2-0		5-10-0		
7-11-0	0-0-0	0-0-0		AWAY		0-0-0		0-0-0		7-11-0		
1-9-0	0-0-0	0-0-0		NEUTRAL		0-0-0		0-2-0		1-7-0		
<hr/>												
4-14-0	0-0-0	0-0-0		NON-CONFERENCE		0-0-0		0-4-0		4-10-0		
3-3-0	0-0-0	0-0-0		HOME		0-0-0		0-2-0		3-1-0		
0-2-0	0-0-0	0-0-		AWAY		0-0-0		0-0-0		0-2-0		
1-9-0	0-0-0	0-0-0		NEUTRAL		0-0-0		0-2-0		1-7-0		
<hr/>												
9-18-0	0-0-0	0-0-0		CONFERENCE		0-0-0		0-0-0		9-18-0		
2-9-0	0-0-0	0-0-0		HOME		0-0-0		0-0-0		2-9-0		
7-9-0	0-0-0	0-0-0		AWAY		0-0-0		0-0-0		7-9-0		
0-0-0	0-0-0	0-0-0		NEUTRAL		0-0-0		0-0-0		0-0-0		
<hr/>												
RPI	S	Opponent	Score	RPI	S	Opponent	Score	RPI	S	Opponent	Score	
								113	N	Delaware	7	8
								124	H	Central Conn. St.	1	10
								124	H	Central Conn. St.	0	2
								124	N	Central Conn. St.	2	11
								204	H	Hampton	6	10
								204	H	Hampton	3	5
								204	H	Hampton	2	7
								217	A	George Mason	1	2
								217	A	George Mason	1	2
								237	A	Norfolk St.	9	6
								237	A	Norfolk St.	3	4
								237	A	Norfolk St.	5	8
								243	N	Tennessee St.	1	11
								244	N	Saint Francis (PA)	4	11
								248	N	Siena	11	4
								252	N	Mississippi Val.	2	5
								252	N	Mississippi Val.	0	5
								255	A	Savannah St.	11	10
								255	A	Savannah St.	2	3
								255	A	Savannah St.	1	20
255	A	Savannah St.	6	5								
								256	N	Canisius	4	7
								256	N	Canisius	2	15
								274	A	Delaware St.	7	4
								274	A	Delaware St.	2	4
								274	A	Delaware St.	7	10
								278	H	Coppin St.	1	5
								LAST 10 GAMES				
274	A	Delaware St.	7	4								
274	A	Delaware St.	2	4								
124	H	Central Conn. St.	0	2								
124	H	Central Conn. St.	1	10								

Non-Div. I Games: Goldey-Beacom 1 5 Goldey-Beacom 6 1

UMES



RPI	S	Opponent	Score	
278	H	Coppin St.	2	7
278	H	Coppin St.	2	5
279	A	N.C. A&T	10	11
282	H	N.C. Central	11	3
282	H	N.C. Central	3	7
285	N	Alabama A&M	2	12
286	H	Saint Peter's	7	12
286	H	Saint Peter's	10	9
286	H	Saint Peter's	9	4
286	H	Saint Peter's	5	4
289	H	Morgan St.	13	10
289	H	Morgan St.	0	6
289	H	Morgan St.	8	12
290	A	Howard	3	4
290	A	Howard	15	0
290	A	Howard	8	1
291	A	South Carolina St.	1	8
291	A	South Carolina St.	10	9

U  
M  
E  
S

UMES



Average RPI Win: 280		WON-LOST RECORD		WINNING PCT. RANK		LAST 10 GAMES		STRENGTH OF SCHEDULE		OPP. STRENGTH OF SCHEDULE		TEAM RPI		ADJ RPI		CONF. RPI		ADJ CONF. RPI	
DIV. I ONLY		2-38-0		.05 290		0-9-0		242		271		284		.3192 284		30		30	
DIV. I NON-CONF.		0-24-0		0 286		0-0-0		122		198		277		.35167 277		30		30	
TOTALS		RPI 1-25		RPI 26-50		W-L RECORDS		RPI 51-100		RPI 101-150		RPI 150+							
2-38-0		0-1-0		0-1-0		OVERALL		0-5-0		0-4-0		2-27-0							
0-13-0		0-1-0		0-0-0		HOME		0-1-0		0-1-0		0-10-0							
0-11-0		0-0-0		0-0-0		AWAY		0-3-0		0-1-0		0-5-0							
2-14-0		0-0-0		0-1-0		NEUTRAL		0-1-0		0-2-0		2-10-0							
0-24-0		0-1-0		0-1-0		NON-CONFERENCE		0-5-0		0-4-0		0-13-0							
0-7-0		0-1-0		0-0-0		HOME		0-1-0		0-1-0		0-4-0							
0-6-0		0-0-0		0-0-		AWAY		0-3-0		0-1-0		0-2-0							
0-11-0		0-0-0		0-1-0		NEUTRAL		0-1-0		0-2-0		0-7-0							
2-14-0		0-0-0		0-0-0		CONFERENCE		0-0-0		0-0-0		2-14-0							
0-6-0		0-0-0		0-0-0		HOME		0-0-0		0-0-0		0-6-0							
0-5-0		0-0-0		0-0-0		AWAY		0-0-0		0-0-0		0-5-0							
2-3-0		0-0-0		0-0-0		NEUTRAL		0-0-0		0-0-0		2-3-0							
RPI S	Opponent	Score		RPI S	Opponent	Score		RPI S	Opponent	Score		RPI S	Opponent	Score					
20 H	La.-Lafayette	1	9	50 N	Kansas	0	14	66 A	Auburn	0	14	113 N	Delaware	1	3				
								66 N	Auburn	1	7	133 N	New Mexico	4	6				
								73 H	Northwestern St.	0	8	145 A	Southeastern La.	0	4				
								75 A	McNeese St.	1	7	145 H	Southeastern La.	2	14				
								75 A	McNeese St.	0	9	159 H	Louisiana Tech	2	10				
												159 H	Louisiana Tech	6	11				
												159 H	Louisiana Tech	4	13				
												159 N	Louisiana Tech	2	11				
												163 N	Jacksonville St.	0	7				
												169 N	Charlotte	2	13				
												174 A	Nicholls St.	0	11				
												174 H	Nicholls St.	3	9				
												174 N	Nicholls St.	1	10				
												198 N	Houston Baptist	0	8				
												198 N	Houston Baptist	1	16				
												222 N	Jackson St.	6	8				
												227 A	A&M-Corpus Christi	3	7				
												228 N	Gardner-Webb	0	3				
												245 H	Texas Southern	2	14				
												245 H	Texas Southern	0	6				
												245 H	Texas Southern	3	14				
												252 N	Mississippi Val.	1	9				
												264 N	Alabama St.	8	9				
												266 A	Ark.-Pine Bluff	1	4				
												266 A	Ark.-Pine Bluff	0	6				
												275 N	Alcorn	12	4				
												285 N	Alabama A&M	3	1				
Non-Div. I Games:		LSU-Alexandria		12	4	Belhaven		0	6	LSU-Alexandria		2	5	Houston-Victoria		0	7		
		Langston		12	6	Houston-Victoria		7	4	Langston		3	9	LSU-Alexandria		2	5		



Southern U.

Southern U.

Southern U.



Average RPI Win: 279		WON-LOST RECORD	WINNING PCT. RANK	LAST 10 GAMES	STRENGTH OF SCHEDULE	OPP. STRENGTH OF SCHEDULE	TEAM RPI	ADJ RPI		CONF. RPI	ADJ CONF. RPI			
Average RPI Loss: 234														
DIV. I ONLY		9-24-0	.27273	259	0-9-0	289	287	288	.31568	285	30	30		
DIV. I NON-CONF.		5-11-0	.3125	231	0-0-0	290	291	285	.33898	281	30	30		
<hr/>														
TOTALS		RPI 1-25		RPI 26-50		W-L RECORDS		RPI 51-100		RPI 101-150		RPI 150+		
9-24-0		0-0-0		0-0-0		OVERALL		0-0-0		0-0-0		9-24-0		
1-9-0		0-0-0		0-0-0		HOME		0-0-0		0-0-0		1-9-0		
2-12-0		0-0-0		0-0-0		AWAY		0-0-0		0-0-0		2-10-0		
6-3-0		0-0-0		0-0-0		NEUTRAL		0-0-0		0-0-0		6-3-0		
5-11-0		0-0-0		0-0-0		NON-CONFERENCE		0-0-0		0-0-0		5-11-0		
0-4-0		0-0-0		0-0-0		HOME		0-0-0		0-0-0		0-4-0		
2-6-0		0-0-0		0-0-		AWAY		0-0-0		0-0-0		2-6-0		
3-1-0		0-0-0		0-0-0		NEUTRAL		0-0-0		0-0-0		3-1-0		
4-13-0		0-0-0		0-0-0		CONFERENCE		0-0-0		0-0-0		4-13-0		
1-5-0		0-0-0		0-0-0		HOME		0-0-0		0-0-0		1-5-0		
0-6-0		0-0-0		0-0-0		AWAY		0-0-0		0-0-0		0-6-0		
3-2-0		0-0-0		0-0-0		NEUTRAL		0-0-0		0-0-0		3-2-0		
RPI	S	Opponent	Score	RPI	S	Opponent	Score	RPI	S	Opponent	Score			
										163	A	Jacksonville St.	1	9
										163	A	Jacksonville St.	0	12
										163	H	Jacksonville St.	1	9
										163	H	Jacksonville St.	1	7
										206	A	Austin Peay	0	6
										206	A	Austin Peay	2	6
										222	H	Jackson St.	4	5
										222	H	Jackson St.	7	9
										222	H	Jackson St.	6	5
										225	H	Belmont	4	10
										225	H	Belmont	1	6
										245	N	Texas Southern	2	10
										252	A	Mississippi Val.	2	10
										252	A	Mississippi Val.	0	7
										252	A	Mississippi Val.	0	8
										255	A	Savannah St.	7	9
										255	A	Savannah St.	0	7
										255	N	Savannah St.	3	4
										264	A	Alabama St.	6	8
										264	A	Alabama St.	5	6
										264	A	Alabama St.	0	1
										266	N	Ark.-Pine Bluff	10	4
										275	H	Alcorn	2	5
										275	H	Alcorn	2	9
										275	H	Alcorn	4	5
										283	N	UMES	12	2
										284	N	Southern U.	1	3
Non-Div. I Games:		Tuskegee	10	2	Albany St. (GA)	1	9	Ala.-Huntsville	0	11	Tuskegee	7	1	
		Albany St. (GA)	2	15								Alabama A&M		



RPI	S	Opponent	Score	
287	N	Grambling	14	3
288	N	Prairie View	14	0
290	N	Howard	8	7
291	A	South Carolina St.	6	2
291	A	South Carolina St.	2	0
291	N	South Carolina St.	13	12

Alabama A&M

A  
l  
a  
b  
a  
m  
a  
A  
&  
M

A  
l  
a  
b  
a  
m  
a  
A  
&  
M



Average RPI Win:	252	WON-LOST RECORD	WINNING PCT. RANK	LAST 10 GAMES		STRENGTH OF SCHEDULE	OPP. STRENGTH OF SCHEDULE	TEAM RPI	ADJ RPI	CONF. RPI	ADJ CONF. RPI	
DIV. I ONLY		9-45-0	.16667	283	2-8-0	275	284	283	.31494	286	29	29
DIV. I NON-CONF.		7-31-0	.18421	269	1-2-0	276	287	284	.32319	287	29	29
<hr/>												
TOTALS	RPI 1-25		RPI 26-50		W-L RECORDS		RPI 51-100		RPI 101-150		RPI 150+	
9-45-0	0-0-0		0-0-0		OVERALL		0-1-0		1-5-0		8-39-0	
4-13-0	0-0-0		0-0-0		HOME		0-0-0		1-1-0		3-12-0	
4-19-0	0-0-0		0-0-0		AWAY		0-0-0		0-0-0		4-17-0	
1-13-0	0-0-0		0-0-0		NEUTRAL		0-1-0		0-4-0		1-8-0	
7-31-0	0-0-0		0-0-0		NON-CONFERENCE		0-1-0		1-5-0		6-25-0	
2-7-0	0-0-0		0-0-0		HOME		0-0-0		1-1-0		1-6-0	
4-11-0	0-0-0		0-0-		AWAY		0-0-0		0-0-0		4-11-0	
1-13-0	0-0-0		0-0-0		NEUTRAL		0-1-0		0-4-0		1-8-0	
2-14-0	0-0-0		0-0-0		CONFERENCE		0-0-0		0-0-0		2-14-0	
2-6-0	0-0-0		0-0-0		HOME		0-0-0		0-0-0		2-6-0	
0-8-0	0-0-0		0-0-0		AWAY		0-0-0		0-0-0		0-8-0	
0-0-0	0-0-0		0-0-0		NEUTRAL		0-0-0		0-0-0		0-0-0	
RPI	S	Opponent	Score	RPI	S	Opponent	Score	RPI	S	Opponent	Score	
						65 N Eastern Ill.	0 5			101 N Robert Morris	0 3	
										102 N Albany (NY)	0 7	
										113 H Delaware	6 3	
										113 H Delaware	4 7	
										126 N Utah Valley	3 12	
										128 N Lehigh	2 13	
										161 H Seton Hall	0 16	
										165 N Temple	2 12	
										177 A Fairfield	1 9	
										177 A Fairfield	0 3	
										180 H Fairleigh Dickinson	7 9	
										180 H Fairleigh Dickinson	2 10	
										187 A Elon	3 13	
										187 A Elon	0 10	
										193 H Army	1 8	
										193 H Army	0 10	
										196 N Butler	0 3	
										204 N Hampton	0 10	
										213 H Marist	0 17	
										213 H Marist	3 11	
										242 A Columbia	5 6	
					LAST 10 GAMES					242 A Columbia	3 0	
					261 H Iona	3 5	242 H Siena	3 7	242 N Columbia	0 6		
					261 H Iona	13 9	242 H Siena	5 9	244 N Saint Francis (PA)	5 13		
					161 H Seton Hall	0 16	113 H Delaware	4 7	244 N Saint Francis (PA)	1 10		
					213 H Marist	0 17	113 H Delaware	6 3	248 H Siena	3 7		
					213 H Marist	3 11	268 A Niagara	0 5	248 H Siena	5 9		

**Non-Div. I Games:**

Saint Peter's



RPI	S	Opponent	Score	
250	N	Youngstown St.	6	5
253	A	Manhattan	1	4
253	A	Manhattan	2	7
256	A	Canisius	1	6
256	A	Canisius	2	5
260	N	North Dakota	0	12
261	H	Iona	13	9
261	H	Iona	3	5
268	A	Niagara	0	5
268	A	Niagara	2	10
272	A	Wagner	0	5
272	A	Wagner	3	11
272	N	Wagner	4	7
277	H	Rider	4	1
277	H	Rider	2	11
278	A	Coppin St.	8	7
278	A	Coppin St.	5	13
280	A	Lafayette	0	5
280	A	Lafayette	3	1
281	A	UMBC	0	11
281	H	UMBC	5	7
281	H	UMBC	6	5
283	A	UMES	4	5
283	A	UMES	9	10
283	A	UMES	4	9
283	A	UMES	12	7

Saint Peter's

S  
a  
i  
n  
t  
P  
e  
t  
e  
r  
'  
s

S  
a  
i  
n  
t  
P  
e  
t  
e  
r  
'  
s



Average RPI Win: 285		WON-LOST RECORD	WINNING PCT. RANK	LAST 10 GAMES	STRENGTH OF SCHEDULE	OPP. STRENGTH OF SCHEDULE	TEAM RPI	ADJ RPI	CONF. RPI	ADJ CONF. RPI			
Average RPI Loss: 215													
DIV. I ONLY		7-29-0	.19444	279	4-5-0	283	283	287	.31359	287	30	30	
DIV. I NON-CONF.		3-16-0	.15789	274	0-0-0	269	268	281	.33143	284	30	30	
<hr/>													
TOTALS		RPI 1-25		RPI 26-50		W-L RECORDS		RPI 51-100		RPI 101-150		RPI 150+	
7-29-0		0-0-0		0-0-0		OVERALL		0-3-0		0-3-0		7-23-0	
1-7-0		0-0-0		0-0-0		HOME		0-0-0		0-0-0		1-7-0	
3-6-0		0-0-0		0-0-0		AWAY		0-1-0		0-0-0		3-5-0	
3-16-0		0-0-0		0-0-0		NEUTRAL		0-2-0		0-3-0		3-11-0	
3-16-0		0-0-0		0-0-0		NON-CONFERENCE		0-3-0		0-3-0		3-10-0	
0-2-0		0-0-0		0-0-0		HOME		0-0-0		0-0-0		0-2-0	
0-2-0		0-0-0		0-0-		AWAY		0-1-0		0-0-0		0-1-0	
3-12-0		0-0-0		0-0-0		NEUTRAL		0-2-0		0-3-0		3-7-0	
4-13-0		0-0-0		0-0-0		CONFERENCE		0-0-0		0-0-0		4-13-0	
1-5-0		0-0-0		0-0-0		HOME		0-0-0		0-0-0		1-5-0	
3-4-0		0-0-0		0-0-0		AWAY		0-0-0		0-0-0		3-4-0	
0-4-0		0-0-0		0-0-0		NEUTRAL		0-0-0		0-0-0		0-4-0	
RPI	S	Opponent	Score	RPI	S	Opponent	Score	RPI	S	Opponent	Score		
						62 N	Ball St.	3	20	108 N	UC Santa Barbara	0	6
						82 N	Creighton	0	10	137 N	South Dakota	0	7
						87 A	Central Ark.	0	8	141 N	UNI	4	13
										153 A	La.-Monroe	0	8
										174 H	Nicholls St.	3	14
										184 N	Wichita St.	0	8
										204 N	Hampton	4	8
										222 N	Jackson St.	0	13
										232 N	Southeast Mo. St.	3	6
										235 H	Sacred Heart	0	2
										244 N	Saint Francis (PA)	0	5
										245 A	Texas Southern	6	14
										245 A	Texas Southern	3	17
										245 A	Texas Southern	1	8
										252 N	Mississippi Val.	2	22
										255 N	Savannah St.	3	11
										258 N	Holy Cross	8	15
										262 N	La Salle	0	8
										264 N	Alabama St.	9	11
										266 H	Ark.-Pine Bluff	2	7
										266 H	Ark.-Pine Bluff	1	9
										266 H	Ark.-Pine Bluff	3	9
										275 A	Alcorn	0	2
										276 N	Detroit	6	3
										284 A	Southern U.	12	7
										284 A	Southern U.	8	3
										284 A	Southern U.	8	2
<hr/>													
Non-Div. I Games:		LSU-Alexandria	4	5	Texas Col.	16	0	Texas Col.	8	0	LSU-Alexandria	0	8
		Texas Col.	10	2	Texas Col.	5	10	LSU-Alexandria	2	6	Grambling		



## Grambling



Average RPI Win:	276	WON-LOST RECORD	WINNING PCT. RANK	LAST 10 GAMES	STRENGTH OF SCHEDULE	OPP. STRENGTH OF SCHEDULE	TEAM RPI	ADJ RPI	CONF. RPI	ADJ CONF. RPI		
DIV. I ONLY	8-14-0	.36364	219	1-7-0	291	282	282	.3051	288	30	30	
DIV. I NON-CONF.	1-5-0	.16667	272	0-2-0	279	174	279	.30936	288	30	30	
<hr/>												
TOTALS	RPI 1-25	RPI 26-50		W-L RECORDS		RPI 51-100		RPI 101-150		RPI 150+		
8-14-0	0-0-0	0-0-0		OVERALL		0-0-0		0-2-0		8-12-0		
4-4-0	0-0-0	0-0-0		HOME		0-0-0		0-0-0		4-4-0		
2-7-0	0-0-0	0-0-0		AWAY		0-0-0		0-2-0		2-3-0		
2-3-0	0-0-0	0-0-0		NEUTRAL		0-0-0		0-0-0		2-3-0		
<hr/>												
1-5-0	0-0-0	0-0-0		NON-CONFERENCE		0-0-0		0-2-0		1-3-0		
1-1-0	0-0-0	0-0-0		HOME		0-0-0		0-0-0		1-1-0		
0-4-0	0-0-0	0-0-		AWAY		0-0-0		0-2-0		0-2-0		
0-0-0	0-0-0	0-0-0		NEUTRAL		0-0-0		0-0-0		0-0-0		
<hr/>												
7-9-0	0-0-0	0-0-0		CONFERENCE		0-0-0		0-0-0		7-9-0		
3-3-0	0-0-0	0-0-0		HOME		0-0-0		0-0-0		3-3-0		
2-3-0	0-0-0	0-0-0		AWAY		0-0-0		0-0-0		2-3-0		
2-3-0	0-0-0	0-0-0		NEUTRAL		0-0-0		0-0-0		2-3-0		
<hr/>												
RPI	S	Opponent	Score	RPI	S	Opponent	Score	RPI	S	Opponent	Score	
								138	A	Lamar	0	2
								138	A	Lamar	1	24
								198	A	Houston Baptist	0	6
								198	A	Houston Baptist	4	14
								222	N	Jackson St.	1	9
								245	A	Texas Southern	2	5
								245	A	Texas Southern	3	5
								246	H	Bucknell	7	1
								246	H	Bucknell	0	8
								252	N	Mississippi Val.	3	5
								264	N	Alabama St.	8	6
								266	H	Ark.-Pine Bluff	7	9
								266	H	Ark.-Pine Bluff	2	4
								266	H	Ark.-Pine Bluff	3	13
								275	N	Alcorn	7	4
								284	H	Southern U.	16	6
								284	H	Southern U.	10	2
								284	H	Southern U.	11	2
								285	N	Alabama A&M	0	14
								287	A	Grambling	2	4
287	A	Grambling	13	5								
287	A	Grambling	4	3								
LAST 10 GAMES												
245	A	Texas Southern	3	5	266	H	Ark.-Pine Bluff	3	13			
245	A	Texas Southern	2	5	266	H	Ark.-Pine Bluff	2	4			
198	A	Houston Baptist	0	6	287	A	Grambling	4	3			
198	A	Houston Baptist	4	14	287	A	Grambling	2	4			
266	H	Ark.-Pine Bluff	7	9	287	A	Grambling	13	5			
<hr/>												
Non-Div. I Games:	Houston-Victoria	7	10	Huston-Tillotson	2	1	Our Lady Of The Lake	0	6	Houston-Victoria	2	10
	Our Lady Of The Lake	8	0	Langston	3	0	Huston-Tillotson	8	1	Houston-Victoria	3	4



Prairie View

Non-Div. I Games:

Texas Col.	22	1
Texas Col.	19	1

Our Lady Of The Lake	0	1
Texas Col.	10	0

Through Games Of May 5, 2013

Texas Col.	16	0
Langston	3	13

Our Lady Of The Lake	0	1
Houston-Victoria	0	9

P  
r  
a  
i  
r  
i  
e  
V  
i  
e  
w

P  
r  
a  
i  
r  
i  
e  
V  
i  
e  
w



Average RPI Win: 276		WON-LOST RECORD		WINNING PCT. RANK		LAST 10 GAMES		STRENGTH OF SCHEDULE		OPP. STRENGTH OF SCHEDULE		TEAM RPI		ADJ RPI		CONF. RPI		ADJ CONF. RPI	
Average RPI Loss: 244		8-31-0		.20513 276		6-4-0		288		288		289		.28568 289		31		31	
DIV. I ONLY		3-16-0		.15789 274		1-0-0		291		282		290		.27726 290		31		31	
DIV. I NON-CONF.																			
TOTALS		RPI 1-25		RPI 26-50		W-L RECORDS		RPI 51-100		RPI 101-150		RPI 150+							
8-31-0		0-0-0		0-0-0		OVERALL		0-0-0		0-0-0		8-31-0							
2-10-0		0-0-0		0-0-0		HOME		0-0-0		0-0-0		2-10-0							
5-14-0		0-0-0		0-0-0		AWAY		0-0-0		0-0-0		5-12-0							
1-7-0		0-0-0		0-0-0		NEUTRAL		0-0-0		0-0-0		1-7-0							
3-16-0		0-0-0		0-0-0		NON-CONFERENCE		0-0-0		0-0-0		3-16-0							
0-4-0		0-0-0		0-0-0		HOME		0-0-0		0-0-0		0-4-0							
2-5-0		0-0-0		0-0-		AWAY		0-0-0		0-0-0		2-5-0							
1-7-0		0-0-0		0-0-0		NEUTRAL		0-0-0		0-0-0		1-7-0							
5-15-0		0-0-0		0-0-0		CONFERENCE		0-0-0		0-0-0		5-15-0							
2-6-0		0-0-0		0-0-0		HOME		0-0-0		0-0-0		2-6-0							
3-9-0		0-0-0		0-0-0		AWAY		0-0-0		0-0-0		3-9-0							
0-0-0		0-0-0		0-0-0		NEUTRAL		0-0-0		0-0-0		0-0-0							
RPI	S	Opponent	Score	RPI	S	Opponent	Score	RPI	S	Opponent	Score	RPI	S	Opponent	Score				
												155	A	Towson	0	7			
												162	N	Georgetown	2	9			
												166	N	Bradley	2	15			
												196	N	Butler	3	8			
												204	H	Hampton	6	9			
												204	H	Hampton	0	11			
												204	H	Hampton	2	13			
												226	N	IUPUI	2	4			
												235	H	Sacred Heart	0	9			
												237	H	Norfolk St.	7	17			
												237	H	Norfolk St.	2	7			
												237	H	Norfolk St.	2	4			
												243	A	Tennessee St.	3	0			
												244	H	Saint Francis (PA)	1	9			
												248	H	Siena	3	16			
												249	A	Mt. St. Mary's	0	8			
												249	A	Mt. St. Mary's	13	8			
												255	A	Savannah St.	2	10			
												255	A	Savannah St.	0	8			
												262	H	La Salle	0	15			
												262	N	La Salle	4	5			
				LAST 10 GAMES								270	N	Brown	2	3			
				278	A	Coppin St.	8 12	283	A	UMES	6 0	274	A	Delaware St.	2	10			
				278	A	Coppin St.	1 9	283	A	UMES	10 13	274	A	Delaware St.	5	8			
				278	A	Coppin St.	0 6	290	H	Howard	8 0	274	A	Delaware St.	4	12			
				290	A	Howard	11 0	290	H	Howard	8 0	278	A	Coppin St.	1	9			
				283	A	UMES	12 8	249	A	Mt. St. Mary's	13 8	278	A	Coppin St.	0	6			
Non-Div. I Games:		S.C. Beaufort		2	10	Winston-Salem		3	5	Thomas (GA)		0	6	Winston-Salem		0	7	Morgan St.	



RPI	S	Opponent	Score	
278	A	Coppin St.	8	12
280	N	Lafayette	3	4
280	N	Lafayette	4	2
281	A	UMBC	2	18
281	A	UMBC	0	7
281	A	UMBC	1	9
283	A	UMES	6	0
283	A	UMES	12	8
283	A	UMES	10	13
290	A	Howard	11	0
290	H	Howard	8	0
290	H	Howard	8	0

Morgan St.

M  
o  
r  
g  
a  
n  
S  
t  
.

M  
o  
r  
g  
a  
n  
S  
t  
.



Average RPI Win: 283		WON-LOST RECORD		WINNING PCT. RANK		LAST 10 GAMES		STRENGTH OF SCHEDULE		OPP. STRENGTH OF SCHEDULE		TEAM RPI		ADJ RPI		CONF. RPI		ADJ CONF. RPI	
DIV. I ONLY		1-28-0		.03448 291		0-10-0		284		290		291		.26748 290		31		31	
DIV. I NON-CONF.		0-10-0		0 286		0-0-0		267		244		289		.30236 289		31		31	
TOTALS		RPI 1-25		RPI 26-50		W-L RECORDS		RPI 51-100		RPI 101-150		RPI 150+							
1-28-0		0-1-0		0-1-0		OVERALL		0-2-0		0-0-0		1-24-0							
1-9-0		0-0-0		0-0-0		HOME		0-0-0		0-0-0		1-9-0							
0-13-0		0-0-0		0-1-0		AWAY		0-2-0		0-0-0		0-7-0							
0-6-0		0-1-0		0-0-0		NEUTRAL		0-0-0		0-0-0		0-5-0							
0-10-0		0-1-0		0-1-0		NON-CONFERENCE		0-2-0		0-0-0		0-6-0							
0-0-0		0-0-0		0-0-0		HOME		0-0-0		0-0-0		0-0-0							
0-4-0		0-0-0		0-0-		AWAY		0-2-0		0-0-0		0-1-0							
0-6-0		0-1-0		0-0-0		NEUTRAL		0-0-0		0-0-0		0-5-0							
1-18-0		0-0-0		0-0-0		CONFERENCE		0-0-0		0-0-0		1-18-0							
1-9-0		0-0-0		0-0-0		HOME		0-0-0		0-0-0		1-9-0							
0-9-0		0-0-0		0-0-0		AWAY		0-0-0		0-0-0		0-9-0							
0-0-0		0-0-0		0-0-0		NEUTRAL		0-0-0		0-0-0		0-0-0							
RPI	S	Opponent		Score		RPI	S	Opponent		Score		RPI	S	Opponent		Score			
8	N	Kentucky		0 14		47	A	USC Upstate		0 18		89	A	Maryland		0 20			
												89	A	Maryland		0 13			
												204	H	Hampton		6 9			
												204	H	Hampton		1 10			
												204	H	Hampton		1 18			
												207	N	Presbyterian		1 12			
												237	A	Norfolk St.		2 10			
												237	A	Norfolk St.		0 10			
												237	A	Norfolk St.		0 14			
												243	N	Tennessee St.		0 5			
												249	N	Mt. St. Mary's		0 8			
												274	A	Delaware St.		3 18			
												274	A	Delaware St.		0 10			
												274	A	Delaware St.		6 26			
												278	H	Coppin St.		6 10			
												278	H	Coppin St.		2 3			
												278	H	Coppin St.		6 7			
												281	A	UMBC		2 3			
												283	H	UMES		4 3			
												283	H	UMES		1 8			
												283	H	UMES		0 15			
												285	N	Alabama A&M		7 8			
												287	N	Grambling		4 13			
												289	A	Morgan St.		0 8			
												289	A	Morgan St.		0 8			
												289	H	Morgan St.		0 11			
												291	A	South Carolina St.		4 6			
Non-Div. I Games:		Brenau		0 9		Clark Atlanta		6 11		Benedict		14 5		Claflin		8 9			
		Winston-Salem		2 1										Howard					



Average RPI Win: 283		WON-LOST RECORD		WINNING PCT. RANK		LAST 10 GAMES		STRENGTH OF SCHEDULE		OPP. STRENGTH OF SCHEDULE		TEAM RPI		ADJ RPI		CONF. RPI		ADJ CONF. RPI	
DIV. I ONLY		6-22-0		.21429 271		2-8-0		290		286		290		.26073 291		31		31	
DIV. I NON-CONF.		0-12-0		0 286		0-4-0		275		288		291		.25518 291		31		31	
TOTALS		RPI 1-25		RPI 26-50		W-L RECORDS		RPI 51-100		RPI 101-150		RPI 150+							
6-22-0		0-0-0		0-0-0		OVERALL		0-0-0		0-6-0		6-16-0							
4-10-0		0-0-0		0-0-0		HOME		0-0-0		0-4-0		4-6-0							
2-8-0		0-0-0		0-0-0		AWAY		0-0-0		0-2-0		2-6-0							
0-4-0		0-0-0		0-0-0		NEUTRAL		0-0-0		0-0-0		0-4-0							
0-12-0		0-0-0		0-0-0		NON-CONFERENCE		0-0-0		0-6-0		0-6-0							
0-6-0		0-0-0		0-0-0		HOME		0-0-0		0-4-0		0-2-0							
0-2-0		0-0-0		0-0-		AWAY		0-0-0		0-2-0		0-0-0							
0-4-0		0-0-0		0-0-0		NEUTRAL		0-0-0		0-0-0		0-4-0							
6-10-0		0-0-0		0-0-0		CONFERENCE		0-0-0		0-0-0		6-10-0							
4-4-0		0-0-0		0-0-0		HOME		0-0-0		0-0-0		4-4-0							
2-6-0		0-0-0		0-0-0		AWAY		0-0-0		0-0-0		2-6-0							
0-0-0		0-0-0		0-0-0		NEUTRAL		0-0-0		0-0-0		0-0-0							
RPI	S	Opponent		Score		RPI	S	Opponent		Score		RPI	S	Opponent		Score			



Non-Div. I Games:

South Carolina St.		
Benedict	5	1
Clark Atlanta	12	1

Brewton Parker	5	6
Anderson (SC)	0	3

Through Games Of May 5, 2013

Clafin	3	2
--------	---	---

RPI	South Carolina St.	8	2	Score
290	H Howard			6 4

South Carolina St.