

Average RPI Win: 66		WON-LOST	WINNING	LAST 10	STRENGTH OF		OPP. STRENGTH	TEAM	ADJ	CONF.	ADJ CONF.
Average RPI Loss: 8		RECORD	PCT. RANK	GAMES	SCHEDULE		OF SCHEDULE	RPI	RPI	RPI	RPI
DIV. I ONLY		43-3-0	.93478	1	2		8	1	.7422	1	3
DIV. I NON-CONF.		32-2-0	.94118	4	3		2	1	.73568	1	3
TOTALS		RPI 1-25	RPI 26-50		W-L RECORDS		RPI 51-100		RPI 101-150		RPI 150+
43-3-0		13-3-0	11-0-0		OVERALL		11-0-0		3-0-0		5-0-0
14-2-0		5-2-0	2-0-0		HOME		5-0-0		0-0-0		2-0-0
11-1-0		2-1-0	2-0-0		AWAY		5-0-0		0-0-0		2-0-0
18-0-0		6-0-0	7-0-0		NEUTRAL		1-0-0		3-0-0		1-0-0
32-2-0		8-2-0	11-0-0		NON-CONFERENCE		5-0-0		3-0-0		5-0-0
8-2-0		2-2-0	2-0-0		HOME		2-0-0		0-0-0		2-0-0
6-0-0		0-0-0	2-0-		AWAY		2-0-0		0-0-0		2-0-0
18-0-0		6-0-0	7-0-0		NEUTRAL		1-0-0		3-0-0		1-0-0
11-1-0		5-1-0	0-0-0		CONFERENCE		6-0-0		0-0-0		0-0-0
6-0-0		3-0-0	0-0-0		HOME		3-0-0		0-0-0		0-0-0
5-1-0		2-1-0	0-0-0		AWAY		3-0-0		0-0-0		0-0-0
0-0-0		0-0-0	0-0-0		NEUTRAL		0-0-0		0-0-0		0-0-0
RPI S	Opponent	Score	RPI S	Opponent	Score	RPI S	Opponent	Score	RPI S	Opponent	Score
2 A	Texas	2 4	26 A	Tulsa	3 1	56 A	Texas Tech	6 0	124 N	UC Santa Barbara	5 2
2 A	Texas	5 3	32 N	Arizona	4 0	56 A	Texas Tech	13 7	129 N	New Mexico	11 1
2 A	Texas	6 1	32 N	Arizona	5 0	56 A	Texas Tech	9 0	134 N	Penn St.	8 0
5 N	Oregon	12 0	33 N	Oregon St.	14 2	60 A	Cal St. Fullerton	9 0	187 A	Wichita St.	7 1
6 H	Nebraska	0 1	35 N	Georgia	5 0	62 N	Pacific	9 0	187 A	Wichita St.	16 1
6 H	Nebraska	10 3	37 H	Houston	6 0	84 A	North Texas	12 1	210 N	UC Riverside	7 0
6 N	Nebraska	2 0	37 H	Houston	4 1	94 H	Drake	13 0	218 H	Northern Colo.	10 0
9 N	Washington	2 0	42 N	North Carolina St.	3 0	94 H	Drake	10 2	218 H	Northern Colo.	14 0
11 N	Kentucky	11 0	44 N	Notre Dame	7 5	95 H	Iowa St.	24 1			
16 H	Louisville	1 5	45 N	Northwestern	7 4	95 H	Iowa St.	12 0			
16 H	Louisville	9 1	49 A	San Diego St.	4 0	95 H	Iowa St.	8 0			
19 N	Florida St.	6 0									
20 N	Stanford	6 0									
25 H	Baylor	9 3									
25 H	Baylor	8 0									
25 H	Baylor	8 3									
			LAST 10 GAMES								
			95 H	Iowa St.	12 0	2 A	Texas	2 4			
			95 H	Iowa St.	8 0	2 A	Texas	6 1			
			95 H	Iowa St.	24 1	56 A	Texas Tech	13 7			
			84 A	North Texas	12 1	56 A	Texas Tech	6 0			
			2 A	Texas	5 3	56 A	Texas Tech	9 0			

Non-Div. I Games:

Oklahoma

Average RPI Win: 86		WON-LOST	WINNING	LAST 10	STRENGTH OF		OPP. STRENGTH	TEAM	ADJ	CONF.	ADJ CONF.
Average RPI Loss: 25		RECORD	PCT. RANK	GAMES	SCHEDULE		OF SCHEDULE	RPI	RPI	RPI	RPI
DIV. I ONLY		42-6-0	.875	3	16		11	3	.69439	2	3
DIV. I NON-CONF.		30-4-0	.88235	8	41		4	5	.67743	3	3
TOTALS		RPI 1-25	RPI 26-50		W-L RECORDS		RPI 51-100		RPI 101-150		RPI 150+
42-6-0		8-4-0	8-1-0		OVERALL		14-1-0		4-0-0		8-0-0
23-3-0		4-2-0	3-1-0		HOME		5-0-0		3-0-0		8-0-0
8-0-0		1-0-0	1-0-0		AWAY		6-0-0		0-0-0		0-0-0
11-3-0		3-2-0	4-0-0		NEUTRAL		3-1-0		1-0-0		0-0-0
30-4-0		5-2-0	8-1-0		NON-CONFERENCE		5-1-0		4-0-0		8-0-0
18-1-0		2-0-0	3-1-0		HOME		2-0-0		3-0-0		8-0-0
1-0-0		0-0-0	1-0-		AWAY		0-0-0		0-0-0		0-0-0
11-3-0		3-2-0	4-0-0		NEUTRAL		3-1-0		1-0-0		0-0-0
12-2-0		3-2-0	0-0-0		CONFERENCE		9-0-0		0-0-0		0-0-0
5-2-0		2-2-0	0-0-0		HOME		3-0-0		0-0-0		0-0-0
7-0-0		1-0-0	0-0-0		AWAY		6-0-0		0-0-0		0-0-0
0-0-0		0-0-0	0-0-0		NEUTRAL		0-0-0		0-0-0		0-0-0
RPI S	Opponent	Score	RPI S	Opponent	Score	RPI S	Opponent	Score	RPI S	Opponent	Score
1 H	Oklahoma	4 2	26 H	Tulsa	1 0	55 A	Kansas	5 4	134 N	Penn St.	8 4
1 H	Oklahoma	1 6	26 H	Tulsa	4 7	55 A	Kansas	16 4	141 H	Stephen F. Austin	6 0
1 H	Oklahoma	3 5	28 H	Western Ky.	4 0	55 A	Kansas	5 0	144 H	Lamar	5 0
8 N	Arizona St.	0 3	28 H	Western Ky.	3 1	56 A	Texas Tech	4 1	144 H	Lamar	9 1
9 N	Washington	4 1	37 A	Houston	15 0	56 A	Texas Tech	4 1	167 H	Texas St.	7 0
16 N	Louisville	2 0	40 N	DePaul	9 0	56 A	Texas Tech	8 6	167 H	Texas St.	7 0
21 H	La.-Lafayette	7 1	40 N	DePaul	8 3	64 N	Syracuse	2 1	179 H	Houston Baptist	5 0
21 H	La.-Lafayette	9 4	40 N	DePaul	13 0	71 N	Illinois	3 0	185 H	Memphis	4 0
21 N	La.-Lafayette	7 2	42 N	North Carolina St.	7 4	71 N	Illinois	12 2	236 H	A&M-Corpus Christi	6 0
24 N	Hofstra	2 7				84 H	North Texas	9 1	236 H	A&M-Corpus Christi	8 0
25 A	Baylor	4 0				84 H	North Texas	5 4	241 H	Utah St.	13 2
25 H	Baylor	5 1				91 N	Fordham	7 9	242 H	Texas Southern	8 0
						95 H	Iowa St.	7 2			
						95 H	Iowa St.	8 0			
						95 H	Iowa St.	12 4			
LAST 10 GAMES											
56 A	Texas Tech	4 1	1 H	Oklahoma	1 6						
56 A	Texas Tech	4 1	95 H	Iowa St.	7 2						
56 A	Texas Tech	8 6	95 H	Iowa St.	12 4						
1 H	Oklahoma	3 5	95 H	Iowa St.	8 0						
1 H	Oklahoma	4 2	28 H	Western Ky.	3 1						

Non-Div. I Games:

Texas

Average RPI Win:	87	WON-LOST RECORD	WINNING PCT. RANK	LAST 10 GAMES	STRENGTH OF SCHEDULE	OPP. STRENGTH OF SCHEDULE	TEAM RPI	ADJ RPI	CONF. RPI	ADJ CONF. RPI		
DIV. I ONLY		47-6-0	.88679	2	8-2-0	10	29	2	.69266	3	1	2
DIV. I NON-CONF.		30-0-0	1	1	4-0-0	32	133	2	.68819	2	2	2
<hr/>												
TOTALS	RPI 1-25	RPI 26-50		W-L RECORDS		RPI 51-100		RPI 101-150		RPI 150+		
47-6-0	9-3-0	11-2-0		OVERALL		16-1-0		1-0-0		10-0-0		
27-3-0	3-1-0	9-2-0		HOME		6-0-0		0-0-0		9-0-0		
11-2-0	4-1-0	1-0-0		AWAY		6-1-0		0-0-0		0-0-0		
9-1-0	2-1-0	1-0-0		NEUTRAL		4-0-0		1-0-0		1-0-0		
30-0-0	4-0-0	4-0-0		NON-CONFERENCE		11-0-0		1-0-0		10-0-0		
18-0-0	1-0-0	2-0-0		HOME		6-0-0		0-0-0		9-0-0		
3-0-0	1-0-0	1-0-		AWAY		1-0-0		0-0-0		0-0-0		
9-0-0	2-0-0	1-0-0		NEUTRAL		4-0-0		1-0-0		1-0-0		
17-6-0	5-3-0	7-2-0		CONFERENCE		5-1-0		0-0-0		0-0-0		
9-3-0	2-1-0	7-2-0		HOME		0-0-0		0-0-0		0-0-0		
8-2-0	3-1-0	0-0-0		AWAY		5-1-0		0-0-0		0-0-0		
0-1-0	0-1-0	0-0-0		NEUTRAL		0-0-0		0-0-0		0-0-0		
RPI S	Opponent	Score	RPI S	Opponent	Score	RPI S	Opponent	Score	RPI S	Opponent	Score	
5 N	Oregon	1 0	27 H	Arkansas	1 0	59 A	Auburn	13 0	140 N	Cal St. Northridge	7 0	
7 A	Alabama	8 4	27 H	Arkansas	5 2	59 A	Auburn	4 5	152 N	Loyola Marymount	8 2	
10 H	Tennessee	1 3	27 H	Arkansas	8 0	59 A	Auburn	2 0	195 H	Presbyterian	11 0	
10 H	Tennessee	5 3	30 H	Mississippi St.	9 1	64 N	Syracuse	5 1	212 H	Western Caro.	5 0	
10 H	Tennessee	6 5	30 H	Mississippi St.	5 6	65 A	Ole Miss	4 1	234 H	UNC Wilmington	10 0	
11 A	Kentucky	6 3	30 H	Mississippi St.	4 2	65 A	Ole Miss	8 7	234 H	UNC Wilmington	9 1	
11 A	Kentucky	7 4	32 N	Arizona	14 3	65 A	Ole Miss	8 0	239 H	Florida A&M	20 2	
11 A	Kentucky	2 4	35 H	Georgia	5 0	66 N	Oklahoma St.	2 0	244 H	Charleston So.	4 3	
13 N	Missouri	3 4	35 H	Georgia	2 3	69 N	Creighton	13 3	247 H	Mt. St. Mary's	8 2	
14 N	California	7 4	35 H	Georgia	5 2	77 A	Jacksonville	11 3	257 H	Savannah St.	12 0	
19 A	Florida St.	8 0	43 A	South Fla.	3 1	80 H	UCF	6 1	257 H	Savannah St.	14 0	
19 H	Florida St.	7 3	43 H	South Fla.	9 1	82 N	Georgia Tech	5 3				
			46 H	USC Upstate	11 0	88 H	Longwood	8 0				
						88 H	Longwood	9 5				
						88 H	Longwood	5 1				
						94 H	Drake	4 3				
						94 H	Drake	4 1				
			LAST 10 GAMES									
			35 H	Georgia	5 0	88 H	Longwood	9 5				
			35 H	Georgia	5 2	19 A	Florida St.	8 0				
			35 H	Georgia	2 3	11 A	Kentucky	6 3				
			88 H	Longwood	8 0	11 A	Kentucky	2 4				
			88 H	Longwood	5 1	11 A	Kentucky	7 4				

Non-Div. I Games:

Florida

Average RPI Win: 71		WON-LOST RECORD		WINNING PCT. RANK		LAST 10 GAMES		STRENGTH OF SCHEDULE		OPP. STRENGTH OF SCHEDULE		TEAM RPI		ADJ RPI		CONF. RPI		ADJ CONF. RPI	
Average RPI Loss: 21		40-11-0		.78431 16		7-3-0		4		4		4		.67183 4		1		2	
DIV. I ONLY		24-5-0		.82759 18		1-0-0		23		26		9		.64748 11		2		2	
DIV. I NON-CONF.																			
TOTALS		RPI 1-25		RPI 26-50		W-L RECORDS		RPI 51-100		RPI 101-150		RPI 150+							
40-11-0		11-7-0		9-4-0		OVERALL		8-0-0		6-0-0		6-0-0							
24-4-0		7-2-0		4-2-0		HOME		4-0-0		3-0-0		6-0-0							
9-4-0		3-2-0		4-2-0		AWAY		2-0-0		0-0-0		0-0-0							
7-3-0		1-3-0		1-0-0		NEUTRAL		2-0-0		3-0-0		0-0-0							
24-5-0		2-4-0		3-1-0		NON-CONFERENCE		7-0-0		6-0-0		6-0-0							
15-1-0		0-0-0		2-1-0		HOME		4-0-0		3-0-0		6-0-0							
2-1-0		1-1-0		0-0-		AWAY		1-0-0		0-0-0		0-0-0							
7-3-0		1-3-0		1-0-0		NEUTRAL		2-0-0		3-0-0		0-0-0							
16-6-0		9-3-0		6-3-0		CONFERENCE		1-0-0		0-0-0		0-0-0							
9-3-0		7-2-0		2-1-0		HOME		0-0-0		0-0-0		0-0-0							
7-3-0		2-1-0		4-2-0		AWAY		1-0-0		0-0-0		0-0-0							
0-0-0		0-0-0		0-0-0		NEUTRAL		0-0-0		0-0-0		0-0-0							
RPI	S	Opponent		Score		RPI	S	Opponent		Score		RPI	S	Opponent		Score			
5	N	Oregon	2	10	26	H	Tulsa	1	0	54	N	Ohio St.	7	0	103	N	UNLV	6	1
7	H	Alabama	2	1	27	A	Arkansas	3	4	64	N	Syracuse	7	6	111	H	Virginia	7	2
7	H	Alabama	4	3	27	A	Arkansas	8	2	65	A	Ole Miss	9	1	111	H	Virginia	4	0
7	H	Alabama	3	2	27	A	Arkansas	5	4	72	H	North Dakota St.	9	0	131	H	Southeastern La.	5	1
11	H	Kentucky	4	3	30	A	Mississippi St.	1	2	79	H	Ga. Southern	3	2	132	N	BYU	10	6
11	H	Kentucky	7	1	30	A	Mississippi St.	1	0	79	H	Ga. Southern	8	0	134	N	Penn St.	6	5
11	H	Kentucky	3	2	30	A	Mississippi St.	9	2	81	A	McNeese St.	7	1	171	H	Nicholls St.	8	0
12	N	Michigan	14	6	32	N	Arizona	3	0	90	H	Purdue	1	0	171	H	Nicholls St.	1	0
13	H	Missouri	1	6	38	H	North Carolina	1	3					173	H	Samford	4	0	
13	H	Missouri	8	0	38	H	North Carolina	8	0					173	H	Samford	8	0	
13	H	Missouri	2	3	41	H	South Carolina	4	0					185	H	Memphis	5	4	
15	A	South Ala.	5	12	41	H	South Carolina	6	0					217	H	Hampton	9	3	
16	N	Louisville	2	6	41	H	South Carolina	1	4										
17	A	Texas A&M	10	2															
17	A	Texas A&M	2	6															
17	A	Texas A&M	9	6															
18	N	UCLA	0	2															
19	A	Florida St.	5	4															
LAST 10 GAMES																			
		7 H Alabama		4		3		13 H Missouri		1		6							
		7 H Alabama		2		1		81 A McNeese St.		7		1							
		7 H Alabama		3		2		17 A Texas A&M		10		2							
		13 H Missouri		2		3		17 A Texas A&M		9		6							
		13 H Missouri		8		0		17 A Texas A&M		2		6							

Average RPI Win: 80		WON-LOST	WINNING	LAST 10	STRENGTH OF		OPP. STRENGTH	TEAM	ADJ	CONF.	ADJ CONF.
Average RPI Loss: 23		RECORD	PCT. RANK	GAMES	SCHEDULE		OF SCHEDULE	RPI	RPI	RPI	RPI
DIV. I ONLY		40-7-0	.85106	7	9-1-0		18	3	5	.6701	5
DIV. I NON-CONF.		25-4-0	.86207	11	2-0-0		49	14	13	.64542	14
TOTALS		RPI 1-25	RPI 26-50		W-L RECORDS		RPI 51-100		RPI 101-150		RPI 150+
40-7-0		12-6-0	6-0-0		OVERALL		6-1-0		8-0-0		8-0-0
11-0-0		3-0-0	3-0-0		HOME		3-0-0		2-0-0		0-0-0
8-3-0		6-3-0	0-0-0		AWAY		0-0-0		0-0-0		2-0-0
21-4-0		3-3-0	3-0-0		NEUTRAL		3-1-0		6-0-0		6-0-0
25-4-0		3-3-0	3-0-0		NON-CONFERENCE		3-1-0		8-0-0		8-0-0
2-0-0		0-0-0	0-0-0		HOME		0-0-0		2-0-0		0-0-0
2-0-0		0-0-0	0-0-		AWAY		0-0-0		0-0-0		2-0-0
21-4-0		3-3-0	3-0-0		NEUTRAL		3-1-0		6-0-0		6-0-0
15-3-0		9-3-0	3-0-0		CONFERENCE		3-0-0		0-0-0		0-0-0
9-0-0		3-0-0	3-0-0		HOME		3-0-0		0-0-0		0-0-0
6-3-0		6-3-0	0-0-0		AWAY		0-0-0		0-0-0		0-0-0
0-0-0		0-0-0	0-0-0		NEUTRAL		0-0-0		0-0-0		0-0-0
RPI S	Opponent	Score		RPI S	Opponent	Score		RPI S	Opponent	Score	
1 N	Oklahoma	0	12	32 H	Arizona	8	0	57 N	Long Beach St.	10	1
3 N	Florida	0	1	32 H	Arizona	9	0	60 N	Cal St. Fullerton	6	0
4 N	LSU	10	2	32 H	Arizona	5	3	70 N	San Jose St.	7	1
6 N	Nebraska	11	2	39 N	James Madison	12	1	74 H	Utah	5	2
9 A	Washington	12	1	49 N	San Diego St.	3	1	74 H	Utah	11	3
9 A	Washington	4	2	49 N	San Diego St.	3	2	74 H	Utah	11	1
9 A	Washington	1	2					95 N	Iowa St.	1	2
12 N	Michigan	13	4								
14 A	California	5	1								
14 A	California	9	3								
14 A	California	1	3								
18 A	UCLA	5	7								
18 A	UCLA	7	5								
18 A	UCLA	9	6								
20 H	Stanford	4	3								
20 H	Stanford	3	2								
20 H	Stanford	10	3								
22 N	Hawaii	5	6								
				LAST 10 GAMES							
				18 A	UCLA	7	5	32 H	Arizona	9	0
				18 A	UCLA	5	7	32 H	Arizona	8	0
				18 A	UCLA	9	6	32 H	Arizona	5	3
				161 A	Portland St.	8	0	14 A	California	9	3
				161 A	Portland St.	5	0	14 A	California	5	1

Non-Div. I Games:

Oregon

Average RPI Win:		81	WON-LOST RECORD		WINNING PCT. RANK		LAST 10 GAMES		STRENGTH OF SCHEDULE		OPP. STRENGTH OF SCHEDULE		TEAM RPI		ADJ RPI		CONF. RPI		ADJ CONF. RPI					
DIV. I ONLY			37-11-0		.77083		17		8-2-0		1		24		6		.66891		6		4		4	
DIV. I NON-CONF.			22-6-0		.78571		26		1-0-0		1		58		3		.6728		4		4		4	
TOTALS		RPI 1-25		RPI 26-50		W-L RECORDS		RPI 51-100		RPI 101-150		RPI 150+												
37-11-0		6-6-0		6-2-0		OVERALL		16-3-0		5-0-0		4-0-0												
14-3-0		4-2-0		4-0-0		HOME		6-1-0		0-0-0		0-0-0												
13-5-0		1-1-0		2-2-0		AWAY		8-2-0		0-0-0		2-0-0												
10-3-0		1-3-0		0-0-0		NEUTRAL		2-0-0		5-0-0		2-0-0												
22-6-0		2-4-0		0-1-0		NON-CONFERENCE		11-1-0		5-0-0		4-0-0												
6-1-0		0-0-0		0-0-0		HOME		6-1-0		0-0-0		0-0-0												
7-2-0		1-1-0		0-0-		AWAY		4-0-0		0-0-0		2-0-0												
9-3-0		1-3-0		0-0-0		NEUTRAL		1-0-0		5-0-0		2-0-0												
15-5-0		4-2-0		6-1-0		CONFERENCE		5-2-0		0-0-0		0-0-0												
8-2-0		4-2-0		4-0-0		HOME		0-0-0		0-0-0		0-0-0												
6-3-0		0-0-0		2-1-0		AWAY		4-2-0		0-0-0		0-0-0												
1-0-0		0-0-0		0-0-0		NEUTRAL		1-0-0		0-0-0		0-0-0												
RPI	S	Opponent		Score		RPI	S	Opponent		Score		RPI	S	Opponent		Score								
1	A	Oklahoma		3	10	29	H	Minnesota		4	0	58	H	Neb. Omaha		3	2							
1	A	Oklahoma		1	0	29	H	Minnesota		3	2	58	H	Neb. Omaha		4	0							
1	N	Oklahoma		0	2	32	A	Arizona		0	1	66	A	Oklahoma St.		10	5							
5	N	Oregon		2	11	34	A	Iowa		2	6	66	A	Oklahoma St.		3	0							
12	H	Michigan		6	1	34	A	Iowa		3	2	69	A	Creighton		4	3							
12	H	Michigan		3	5	34	A	Iowa		11	1	69	H	Creighton		6	0							
12	H	Michigan		7	4	45	H	Northwestern		14	1	71	A	Illinois		7	1							
14	N	California		0	1	45	H	Northwestern		5	4	71	A	Illinois		6	2							
19	N	Florida St.		2	0							71	A	Illinois		4	5							
23	H	Wisconsin		11	2							72	H	North Dakota St.		0	13							
23	H	Wisconsin		2	5							72	H	North Dakota St.		11	0							
23	H	Wisconsin		4	0							76	A	New Mexico St.		5	1							
												76	H	New Mexico St.		8	0							
												76	H	New Mexico St.		4	1							
												90	A	Purdue		5	6							
												90	A	Purdue		5	2							
												90	A	Purdue		12	2							
												90	N	Purdue		4	3							
												94	N	Drake		2	0							
LAST 10 GAMES																								
						12	H	Michigan		7	4	90	A	Purdue		5	2							
						12	H	Michigan		3	5	90	A	Purdue		12	2							
						12	H	Michigan		6	1	29	H	Minnesota		3	2							
						69	H	Creighton		6	0	29	H	Minnesota		4	0							
						90	A	Purdue		5	6	23	H	Wisconsin		11	2							

Non-Div. I Games:

Nebraska

Average RPI Win: 89		WON-LOST	WINNING	LAST 10	STRENGTH OF		OPP. STRENGTH	TEAM	ADJ	CONF.	ADJ CONF.
Average RPI Loss: 15		RECORD	PCT. RANK	GAMES	SCHEDULE		OF SCHEDULE	RPI	RPI	RPI	RPI
DIV. I ONLY		40-10-0	.8	14	6-4-0		11	12	8	.66665	7
DIV. I NON-CONF.		28-0-0	1	1	3-0-0		107	45	4	.66143	6
TOTALS		RPI 1-25	RPI 26-50		W-L RECORDS		RPI 51-100		RPI 101-150		RPI 150+
40-10-0		6-8-0	12-1-0		OVERALL		10-1-0		2-0-0		10-0-0
22-4-0		3-2-0	6-1-0		HOME		4-1-0		1-0-0		8-0-0
10-6-0		3-6-0	6-0-0		AWAY		0-0-0		1-0-0		0-0-0
8-0-0		0-0-0	0-0-0		NEUTRAL		6-0-0		0-0-0		2-0-0
28-0-0		1-0-0	7-0-0		NON-CONFERENCE		8-0-0		2-0-0		10-0-0
16-0-0		1-0-0	4-0-0		HOME		2-0-0		1-0-0		8-0-0
4-0-0		0-0-0	3-0-		AWAY		0-0-0		1-0-0		0-0-0
8-0-0		0-0-0	0-0-0		NEUTRAL		6-0-0		0-0-0		2-0-0
12-10-0		5-8-0	5-1-0		CONFERENCE		2-1-0		0-0-0		0-0-0
6-4-0		2-2-0	2-1-0		HOME		2-1-0		0-0-0		0-0-0
6-6-0		3-6-0	3-0-0		AWAY		0-0-0		0-0-0		0-0-0
0-0-0		0-0-0	0-0-0		NEUTRAL		0-0-0		0-0-0		0-0-0
RPI S	Opponent	Score	RPI S	Opponent	Score	RPI S	Opponent	Score	RPI S	Opponent	Score
3 H	Florida	4 8	30 H	Mississippi St.	11 3	59 H	Auburn	8 0	137 H	Winthrop	6 1
4 A	LSU	3 4	30 H	Mississippi St.	9 8	59 H	Auburn	13 1	148 A	UNI	8 1
4 A	LSU	1 2	30 H	Mississippi St.	2 3	59 H	Auburn	4 7	162 H	Jacksonville St.	11 3
4 A	LSU	2 3	34 H	Iowa	5 0	71 N	Illinois	7 2	166 H	Western Ill.	21 0
10 A	Tennessee	1 2	34 H	Iowa	4 1	72 N	North Dakota St.	10 0	166 H	Western Ill.	6 0
10 A	Tennessee	3 4	36 A	UAB	8 4	79 N	Ga. Southern	2 1	173 H	Samford	11 0
10 A	Tennessee	7 1	36 H	UAB	11 0	87 N	Appalachian St.	9 3	186 H	Southern Miss.	11 0
13 H	Missouri	4 9	37 A	Houston	6 3	94 N	Drake	8 2	187 N	Wichita St.	2 0
13 H	Missouri	4 1	41 A	South Carolina	5 3	95 H	Iowa St.	13 4	200 H	St. John's (NY)	9 1
13 H	Missouri	14 6	41 A	South Carolina	6 4	95 H	Iowa St.	6 0	200 H	St. John's (NY)	12 4
15 H	South Ala.	4 0	41 A	South Carolina	7 6	99 N	Southern Ill.	10 1	221 N	Green Bay	10 7
17 A	Texas A&M	4 1	48 H	Georgia St.	9 1				251 H	Mississippi Val.	8 5
17 A	Texas A&M	2 3	50 A	FGCU	2 1						
17 A	Texas A&M	6 2									
LAST 10 GAMES											
4 A	LSU	3 4	30 H	Mississippi St.	2 3						
4 A	LSU	1 2	186 H	Southern Miss.	11 0						
4 A	LSU	2 3	36 H	UAB	11 0						
30 H	Mississippi St.	9 8	251 H	Mississippi Val.	8 5						
30 H	Mississippi St.	11 3	13 H	Missouri	14 6						

Non-Div. I Games:

Alabama

Average RPI Win:	90	WON-LOST	WINNING	LAST 10	STRENGTH OF	OPP. STRENGTH	TEAM	ADJ	CONF.	ADJ CONF.					
Average RPI Loss:	33	RECORD	PCT. RANK	GAMES	SCHEDULE	OF SCHEDULE	RPI	RPI	RPI	RPI					
DIV. I ONLY		42-7-0	.85714	4	6-4-0	30	13	10	.65979	8	2	1			
DIV. I NON-CONF.		29-2-0	.93548	5	0-0-0	94	44	12	.64578	12	1	1			
<hr/>															
TOTALS	RPI 1-25	RPI 26-50		W-L RECORDS		RPI 51-100		RPI 101-150		RPI 150+					
42-7-0	11-5-0	7-0-0		OVERALL		4-2-0		12-0-0		8-0-0					
33-2-0	6-2-0	6-0-0		HOME		1-0-0		12-0-0		8-0-0					
6-4-0	4-2-0	0-0-0		AWAY		2-2-0		0-0-0		0-0-0					
3-1-0	1-1-0	1-0-0		NEUTRAL		1-0-0		0-0-0		0-0-0					
29-2-0	2-2-0	4-0-0		NON-CONFERENCE		3-0-0		12-0-0		8-0-0					
25-1-0	1-1-0	3-0-0		HOME		1-0-0		12-0-0		8-0-0					
1-0-0	0-0-0	0-0-		AWAY		1-0-0		0-0-0		0-0-0					
3-1-0	1-1-0	1-0-0		NEUTRAL		1-0-0		0-0-0		0-0-0					
13-5-0	9-3-0	3-0-0		CONFERENCE		1-2-0		0-0-0		0-0-0					
8-1-0	5-1-0	3-0-0		HOME		0-0-0		0-0-0		0-0-0					
5-4-0	4-2-0	0-0-0		AWAY		1-2-0		0-0-0		0-0-0					
0-0-0	0-0-0	0-0-0		NEUTRAL		0-0-0		0-0-0		0-0-0					
RPI	S	Opponent	Score	RPI	S	Opponent	Score	RPI	S	Opponent	Score				
2	N	Texas	3 0	29	H	Minnesota	8 0	60	A	Cal St. Fullerton	9 0	121	H	Pittsburgh	10 0
9	H	Washington	1 3	31	N	Virginia Tech	11 0	62	N	Pacific	5 4	121	H	Pittsburgh	8 2
9	H	Washington	2 1	33	H	Oregon St.	11 0	74	A	Utah	5 6	122	H	Michigan St.	9 2
9	H	Washington	7 1	33	H	Oregon St.	5 4	74	A	Utah	4 5	123	H	UC Davis	12 3
11	H	Kentucky	8 1	33	H	Oregon St.	5 1	74	A	Utah	6 4	129	H	New Mexico	3 0
12	N	Michigan	4 5	38	H	North Carolina	7 4	76	H	New Mexico St.	6 0	135	H	Boise St.	10 0
14	H	California	5 3	47	H	Illinois St.	7 1					136	H	East Carolina	13 0
14	H	California	11 0									140	H	Cal St. Northridge	6 1
14	H	California	10 2									142	H	Indiana	8 0
18	A	UCLA	5 4									145	H	Ill.-Chicago	15 0
18	A	UCLA	2 3									147	H	Bradley	3 0
18	A	UCLA	10 3									148	H	UNI	5 3
20	A	Stanford	3 4									155	H	Binghamton	9 1
20	A	Stanford	12 6									161	H	Portland St.	9 0
20	A	Stanford	11 2									161	H	Portland St.	19 2
25	H	Baylor	2 6									161	H	Portland St.	6 5
												161	H	Portland St.	4 3
												183	H	Western Mich.	7 0
												256	H	North Dakota	8 0
												256	H	North Dakota	15 7
				LAST 10 GAMES											
				14	H	California	5 3	74	A	Utah	4 5				
				14	H	California	11 0	9	H	Washington	2 1				
				14	H	California	10 2	9	H	Washington	7 1				
				74	A	Utah	5 6	9	H	Washington	1 3				
				74	A	Utah	6 4	20	A	Stanford	3 4				

Average RPI Win: 82		WON-LOST RECORD		WINNING PCT. RANK		LAST 10 GAMES		STRENGTH OF SCHEDULE		OPP. STRENGTH OF SCHEDULE		TEAM RPI		ADJ RPI		CONF. RPI		ADJ CONF. RPI	
DIV. I ONLY		34-13-0		.7234 34		7-3-0		3		10		11		.6574 9		2		1	
DIV. I NON-CONF.		22-7-0		.75862 32		0-0-0		27		32		19		.63096 17		1		1	
TOTALS		RPI 1-25		RPI 26-50		W-L RECORDS		RPI 51-100		RPI 101-150		RPI 150+							
34-13-0		9-10-0		9-2-0		OVERALL		4-0-0		6-1-0		6-0-0							
11-3-0		3-3-0		3-0-0		HOME		0-0-0		2-0-0		3-0-0							
8-4-0		5-2-0		2-1-0		AWAY		0-0-0		1-0-0		0-0-0							
15-6-0		1-4-0		4-1-0		NEUTRAL		4-0-0		3-1-0		3-0-0							
22-7-0		2-5-0		4-1-0		NON-CONFERENCE		4-0-0		6-1-0		6-0-0							
5-0-0		0-0-0		0-0-0		HOME		0-0-0		2-0-0		3-0-0							
2-1-0		1-1-0		0-0-		AWAY		0-0-0		1-0-0		0-0-0							
15-6-0		1-4-0		4-1-0		NEUTRAL		4-0-0		3-1-0		3-0-0							
12-6-0		7-5-0		5-1-0		CONFERENCE		0-0-0		0-0-0		0-0-0							
6-3-0		3-3-0		3-0-0		HOME		0-0-0		0-0-0		0-0-0							
6-3-0		4-2-0		2-1-0		AWAY		0-0-0		0-0-0		0-0-0							
0-0-0		0-0-0		0-0-0		NEUTRAL		0-0-0		0-0-0		0-0-0							
RPI S	Opponent	Score		RPI S	Opponent	Score		RPI S	Opponent	Score		RPI S	Opponent	Score					
1 N	Oklahoma	0	2	32 A	Arizona	7	1	58 N	Neb. Omaha	10	2	104 A	Colorado St.	6	3				
2 N	Texas	1	4	32 A	Arizona	8	3	62 N	Pacific	6	4	111 N	Virginia	7	1				
5 H	Oregon	1	12	32 A	Arizona	4	7	65 N	Ole Miss	10	2	119 N	Cal Poly	0	2				
5 H	Oregon	2	1	33 H	Oregon St.	4	3	71 N	Illinois	15	0	129 H	New Mexico	12	0				
5 H	Oregon	2	4	33 H	Oregon St.	8	6					134 N	Penn St.	13	2				
8 A	Arizona St.	1	2	33 H	Oregon St.	14	2					147 H	Bradley	8	0				
8 A	Arizona St.	3	1	35 N	Georgia	14	2					147 N	Bradley	6	3				
8 A	Arizona St.	1	7	36 N	UAB	8	4					151 N	St. Mary's (CA)	8	0				
11 N	Kentucky	2	3	36 N	UAB	3	4					188 H	Ohio	17	1				
12 N	Michigan	1	6	40 N	DePaul	6	4					206 H	Seattle	8	0				
18 A	UCLA	5	4	44 N	Notre Dame	5	2					210 N	UC Riverside	8	0				
18 A	UCLA	1	0									268 N	Brown	11	0				
18 A	UCLA	6	0									271 H	Yale	12	3				
19 N	Florida St.	2	0																
20 H	Stanford	7	1																
20 H	Stanford	4	6																
20 H	Stanford	6	5																
22 A	Hawaii	2	5																
22 A	Hawaii	3	1																
LAST 10 GAMES																			
				20 H	Stanford	4	6	8 A	Arizona St.	3	1								
				20 H	Stanford	7	1	33 H	Oregon St.	4	3								
				20 H	Stanford	6	5	33 H	Oregon St.	14	2								
				8 A	Arizona St.	1	2	33 H	Oregon St.	8	6								
				8 A	Arizona St.	1	7	18 A	UCLA	6	0								

Non-Div. I Games:

Washington

Average RPI Win:	102	WON-LOST RECORD	WINNING PCT. RANK	LAST 10 GAMES	STRENGTH OF SCHEDULE	OPP. STRENGTH OF SCHEDULE	TEAM RPI	ADJ RPI	CONF. RPI	ADJ CONF. RPI		
DIV. I ONLY		42-7-0	.85714	4	9-1-0	21	37	7	.65627	10	1	2
DIV. I NON-CONF.		26-3-0	.89655	6	2-0-0	116	134	22	.61644	25	2	2
<hr/>												
TOTALS	RPI 1-25	RPI 26-50		W-L RECORDS		RPI 51-100		RPI 101-150		RPI 150+		
42-7-0	7-4-0	6-2-0		OVERALL		13-0-0		5-1-0		11-0-0		
16-2-0	5-1-0	0-1-0		HOME		6-0-0		2-0-0		3-0-0		
11-3-0	2-2-0	4-0-0		AWAY		3-0-0		0-1-0		2-0-0		
15-2-0	0-1-0	2-1-0		NEUTRAL		4-0-0		3-0-0		6-0-0		
26-3-0	0-1-0	3-1-0		NON-CONFERENCE		7-0-0		5-1-0		11-0-0		
8-0-0	0-0-0	0-0-0		HOME		3-0-0		2-0-0		3-0-0		
3-1-0	0-0-0	1-0-		AWAY		0-0-0		0-1-0		2-0-0		
15-2-0	0-1-0	2-1-0		NEUTRAL		4-0-0		3-0-0		6-0-0		
16-4-0	7-3-0	3-1-0		CONFERENCE		6-0-0		0-0-0		0-0-0		
8-2-0	5-1-0	0-1-0		HOME		3-0-0		0-0-0		0-0-0		
8-2-0	2-2-0	3-0-0		AWAY		3-0-0		0-0-0		0-0-0		
0-0-0	0-0-0	0-0-0		NEUTRAL		0-0-0		0-0-0		0-0-0		
RPI S	Opponent	Score	RPI S	Opponent	Score	RPI S	Opponent	Score	RPI S	Opponent	Score	
3 A	Florida	3 1	27 H	Arkansas	1 2	52 H	Lipscomb	6 0	106 A	Col. of Charleston	1 3	
3 A	Florida	3 5	35 A	Georgia	10 3	57 N	Long Beach St.	7 0	107 H	Murray St.	7 0	
3 A	Florida	5 6	35 A	Georgia	9 2	59 H	Auburn	5 3	124 N	UC Santa Barbara	5 0	
7 H	Alabama	1 7	35 A	Georgia	6 1	59 H	Auburn	6 0	132 N	BYU	6 3	
7 H	Alabama	2 1	42 N	North Carolina St.	7 0	59 H	Auburn	6 1	137 H	Winthrop	8 0	
7 H	Alabama	4 3	42 N	North Carolina St.	8 2	60 N	Cal St. Fullerton	5 0	138 N	South Dakota	5 0	
11 A	Kentucky	6 0	43 A	South Fla.	11 0	65 A	Ole Miss	9 1	175 H	Tennessee Tech	12 3	
17 H	Texas A&M	8 6	45 N	Northwestern	2 3	65 A	Ole Miss	12 4	182 N	Idaho St.	14 2	
17 H	Texas A&M	5 4				65 A	Ole Miss	15 5	199 N	Valparaiso	5 0	
17 H	Texas A&M	8 6				87 H	Appalachian St.	9 0	212 H	Western Caro.	11 2	
18 N	UCLA	0 2				92 N	Coastal Caro.	8 0	228 H	Tennessee St.	19 1	
						92 N	Coastal Caro.	10 3	229 N	Southern Utah	18 3	
						93 H	Eastern Ky.	8 0	234 N	UNC Wilmington	9 0	
									234 N	UNC Wilmington	9 1	
									241 N	Utah St.	10 0	
									244 A	Charleston So.	8 1	
									244 A	Charleston So.	10 3	
<hr/>												
LAST 10 GAMES												
			27 H	Arkansas	1 2	59 H	Auburn	6 0				
			65 A	Ole Miss	9 1	59 H	Auburn	6 1				
			65 A	Ole Miss	15 5	59 H	Auburn	5 3				
			65 A	Ole Miss	12 4	175 H	Tennessee Tech	12 3				
			87 H	Appalachian St.	9 0	35 A	Georgia	6 1				

Non-Div. I Games:

Tennessee

Average RPI Win:		81	WON-LOST RECORD		WINNING PCT. RANK		LAST 10 GAMES		STRENGTH OF SCHEDULE		OPP. STRENGTH OF SCHEDULE		TEAM RPI		ADJ RPI		CONF. RPI		ADJ CONF. RPI					
DIV. I ONLY			36-16-0		.69231		43		5-5-0		5		2		13		.65541		11		1		2	
DIV. I NON-CONF.			25-5-0		.83333		16		3-0-0		28		23		10		.6575		7		2		2	
TOTALS		RPI 1-25			RPI 26-50			W-L RECORDS			RPI 51-100			RPI 101-150			RPI 150+							
36-16-0		6-11-0			13-3-0			OVERALL			7-1-0			3-0-0			7-1-0							
11-7-0		3-5-0			5-1-0			HOME			3-1-0			0-0-0			0-0-0							
12-7-0		0-5-0			7-2-0			AWAY			3-0-0			0-0-0			2-0-0							
13-2-0		3-1-0			1-0-0			NEUTRAL			1-0-0			3-0-0			5-1-0							
25-5-0		4-3-0			6-1-0			NON-CONFERENCE			5-0-0			3-0-0			7-1-0							
4-1-0		1-0-0			2-1-0			HOME			1-0-0			0-0-0			0-0-0							
8-2-0		0-2-0			3-0-			AWAY			3-0-0			0-0-0			2-0-0							
13-2-0		3-1-0			1-0-0			NEUTRAL			1-0-0			3-0-0			5-1-0							
11-11-0		2-8-0			7-2-0			CONFERENCE			2-1-0			0-0-0			0-0-0							
7-6-0		2-5-0			3-0-0			HOME			2-1-0			0-0-0			0-0-0							
4-5-0		0-3-0			4-2-0			AWAY			0-0-0			0-0-0			0-0-0							
0-0-0		0-0-0			0-0-0			NEUTRAL			0-0-0			0-0-0			0-0-0							
RPI	S	Opponent		Score		RPI	S	Opponent		Score		RPI	S	Opponent		Score		RPI	S	Opponent		Score		
1	N	Oklahoma		0	11	27	A	Arkansas		0	4	52	A	Lipscomb		8	1	119	N	Cal Poly		1	0	
3	H	Florida		4	2	27	A	Arkansas		1	4	65	H	Ole Miss		5	2	120	N	Central Mich.		3	1	
3	H	Florida		4	7	27	A	Arkansas		5	3	65	H	Ole Miss		1	3	150	N	Georgetown		8	0	
3	H	Florida		3	6	28	H	Western Ky.		7	1	65	H	Ole Miss		5	2	152	N	Loyola Marymount		4	3	
4	A	LSU		1	7	30	H	Mississippi St.		5	4	71	N	Illinois		5	4	161	N	Portland St.		3	5	
4	A	LSU		3	4	30	H	Mississippi St.		3	2	89	H	Marshall		4	3	183	N	Western Mich.		12	1	
4	A	LSU		2	3	30	H	Mississippi St.		7	0	93	A	Eastern Ky.		4	3	183	N	Western Mich.		8	4	
8	A	Arizona St.		1	8	33	N	Oregon St.		5	3	93	A	Eastern Ky.		6	2	210	N	UC Riverside		11	3	
9	N	Washington		3	2	34	H	Iowa		1	3							222	A	Middle Tenn.		13	1	
10	H	Tennessee		0	6	38	H	North Carolina		18	0							222	A	Middle Tenn.		7	4	
13	H	Missouri		0	7	41	A	South Carolina		3	1							290	N	Howard		14	0	
13	H	Missouri		1	2	41	A	South Carolina		9	4													
13	H	Missouri		8	2	41	A	South Carolina		4	3													
14	N	California		3	2	43	A	South Fla.		6	3													
16	A	Louisville		1	5	46	A	USC Upstate		12	8													
16	H	Louisville		2	1	49	A	San Diego St.		4	0													
20	N	Stanford		3	1																			
LAST 10 GAMES																								
13	H	Missouri		0	7	27	A	Arkansas		0	4													
13	H	Missouri		8	2	27	A	Arkansas		1	4													
13	H	Missouri		1	2	222	A	Middle Tenn.		7	4													
16	H	Louisville		2	1	222	A	Middle Tenn.		13	1													
27	A	Arkansas		5	3	3	H	Florida		3	6													

Non-Div. I Games:

Kentucky

Average RPI Win: 89		WON-LOST	WINNING	LAST 10	STRENGTH OF		OPP. STRENGTH	TEAM	ADJ	CONF.	ADJ CONF.
Average RPI Loss: 38		RECORD	PCT. RANK	GAMES	SCHEDULE		OF SCHEDULE	RPI	RPI	RPI	RPI
DIV. I ONLY		41-9-0	.82	10	8-2-0		32	16	12	.65522	12
DIV. I NON-CONF.		24-7-0	.77419	27	1-0-0		9	11	14	.65182	10
TOTALS		RPI 1-25	RPI 26-50		W-L RECORDS		RPI 51-100		RPI 101-150		RPI 150+
41-9-0		6-5-0	8-3-0		OVERALL		9-0-0		13-0-0		5-1-0
13-0-0		0-0-0	3-0-0		HOME		6-0-0		3-0-0		1-0-0
9-5-0		1-3-0	0-1-0		AWAY		1-0-0		7-0-0		0-1-0
19-4-0		5-2-0	5-2-0		NEUTRAL		2-0-0		3-0-0		4-0-0
24-7-0		5-3-0	5-3-0		NON-CONFERENCE		3-0-0		6-0-0		5-1-0
3-0-0		0-0-0	0-0-0		HOME		0-0-0		2-0-0		1-0-0
2-3-0		0-1-0	0-0-		AWAY		1-0-0		1-0-0		0-1-0
19-4-0		5-2-0	5-2-0		NEUTRAL		2-0-0		3-0-0		4-0-0
17-2-0		1-2-0	3-0-0		CONFERENCE		6-0-0		7-0-0		0-0-0
10-0-0		0-0-0	3-0-0		HOME		6-0-0		1-0-0		0-0-0
7-2-0		1-2-0	0-0-0		AWAY		0-0-0		6-0-0		0-0-0
0-0-0		0-0-0	0-0-0		NEUTRAL		0-0-0		0-0-0		0-0-0
RPI S	Opponent	Score		RPI S	Opponent	Score		RPI S	Opponent	Score	
4 N	LSU	6	14	31 N	Virginia Tech	2	3	54 H	Ohio St.	11	0
5 N	Oregon	4	13	32 N	Arizona	9	1	54 H	Ohio St.	5	1
6 A	Nebraska	5	3	34 H	Iowa	8	6	54 H	Ohio St.	17	5
6 A	Nebraska	1	6	34 H	Iowa	8	0	80 A	UCF	11	2
6 A	Nebraska	4	7	34 H	Iowa	5	3	82 N	Georgia Tech	6	1
8 N	Arizona St.	5	4	39 N	James Madison	9	1	89 N	Marshall	6	1
9 N	Washington	6	1	40 N	DePaul	3	4	90 H	Purdue	13	5
16 A	Louisville	4	5	42 N	North Carolina St.	1	0	90 H	Purdue	9	0
17 N	Texas A&M	9	2	43 A	South Fla.	2	3	90 H	Purdue	8	7
21 N	La.-Lafayette	3	1	47 N	Illinois St.	11	9				
24 N	Hofstra	3	0	47 N	Illinois St.	2	1				
LAST 10 GAMES											
	6 A Nebraska	4	7		34 H Iowa		8		0		
	6 A Nebraska	5	3		34 H Iowa		5		3		
	6 A Nebraska	1	6		142 A Indiana		7		4		
	120 H Central Mich.	11	0		122 A Michigan St.		8		7		
	34 H Iowa	8	6		122 A Michigan St.		11		2		

Non-Div. I Games:

Michigan

Average RPI Win:		75	WON-LOST		WINNING		LAST 10		STRENGTH OF		OPP. STRENGTH		TEAM	ADJ		CONF.	ADJ CONF.							
Average RPI Loss:		21	RECORD		PCT. RANK		GAMES		SCHEDULE		OF SCHEDULE		RPI	RPI		RPI	RPI							
DIV. I ONLY			29-9-0		.76316		21		5-5-0		8		1		9		.64916		13		1		2	
DIV. I NON-CONF.			15-2-0		.88235		8		1-1-0		87		63		16		.62068		21		2		2	
TOTALS		RPI 1-25		RPI 26-50				W-L RECORDS				RPI 51-100				RPI 101-150				RPI 150+				
29-9-0		7-5-0		6-3-0				OVERALL				6-1-0				5-0-0				5-0-0				
10-4-0		1-1-0		5-3-0				HOME				2-0-0				0-0-0				2-0-0				
13-5-0		5-4-0		0-0-0				AWAY				4-1-0				2-0-0				2-0-0				
6-0-0		1-0-0		1-0-0				NEUTRAL				0-0-0				3-0-0				1-0-0				
15-2-0		0-0-0		2-1-0				NON-CONFERENCE				3-1-0				5-0-0				5-0-0				
5-1-0		0-0-0		1-1-0				HOME				2-0-0				0-0-0				2-0-0				
5-1-0		0-0-0		0-0-				AWAY				1-1-0				2-0-0				2-0-0				
5-0-0		0-0-0		1-0-0				NEUTRAL				0-0-0				3-0-0				1-0-0				
14-7-0		7-5-0		4-2-0				CONFERENCE				3-0-0				0-0-0				0-0-0				
5-3-0		1-1-0		4-2-0				HOME				0-0-0				0-0-0				0-0-0				
8-4-0		5-4-0		0-0-0				AWAY				3-0-0				0-0-0				0-0-0				
1-0-0		1-0-0		0-0-0				NEUTRAL				0-0-0				0-0-0				0-0-0				
RPI	S	Opponent		Score		RPI	S	Opponent		Score		RPI	S	Opponent		Score		RPI	S	Opponent		Score		
3	N	Florida		4	3	27	H	Arkansas		9	0	60	A	Cal St. Fullerton		4	5	102	N	Maryland		13	1	
4	A	LSU		6	1	27	H	Arkansas		10	11	60	A	Cal St. Fullerton		7	0	112	N	Fresno St.		11	3	
4	A	LSU		3	2	27	H	Arkansas		1	4	65	A	Ole Miss		11	0	112	N	Fresno St.		4	0	
4	A	LSU		0	8	28	H	Western Ky.		0	1	65	A	Ole Miss		6	1	124	A	UC Santa Barbara		11	3	
7	A	Alabama		9	4	28	H	Western Ky.		7	1	65	A	Ole Miss		12	0	124	A	UC Santa Barbara		12	1	
7	A	Alabama		1	4	41	H	South Carolina		12	3	82	H	Georgia Tech		16	0	174	H	Evansville		4	3	
7	A	Alabama		6	14	41	H	South Carolina		8	0	82	H	Georgia Tech		8	0	174	H	Evansville		3	1	
11	A	Kentucky		2	1	41	H	South Carolina		10	2							178	A	Missouri St.		7	0	
11	A	Kentucky		2	8	49	N	San Diego St.		2	1							178	A	Missouri St.		12	0	
11	A	Kentucky		7	0													180	N	San Diego		5	0	
17	H	Texas A&M		3	11																			
17	H	Texas A&M		2	0																			
						LAST 10 GAMES																		
						11	A	Kentucky		7	0	4	A	LSU		3	2							
						11	A	Kentucky		2	8	4	A	LSU		0	8							
						11	A	Kentucky		2	1	4	A	LSU		6	1							
						28	H	Western Ky.		0	1	27	H	Arkansas		10	11							
						28	H	Western Ky.		7	1	27	H	Arkansas		1	4							

Non-Div. I Games:

Missouri

Average RPI Win:		86	WON-LOST RECORD		WINNING PCT. RANK	LAST 10 GAMES	STRENGTH OF SCHEDULE		OPP. STRENGTH OF SCHEDULE	TEAM RPI	ADJ RPI	CONF. RPI	ADJ CONF. RPI				
Average RPI Loss:		18															
DIV. I ONLY			35-12-0		.74468	25	4-6-0		16	9	14	.6451	14	2	1		
DIV. I NON-CONF.			26-3-0		.89655	6	1-0-0		60	17	7	.65225	9	1	1		
TOTALS		RPI 1-25		RPI 26-50		W-L RECORDS		RPI 51-100		RPI 101-150		RPI 150+					
35-12-0		6-9-0		6-2-0		OVERALL		10-1-0		8-0-0		5-0-0					
9-3-0		1-2-0		2-1-0		HOME		4-0-0		0-0-0		2-0-0					
7-6-0		2-0-0		2-0-0		AWAY		0-0-0		2-0-0		1-0-0					
19-3-0		3-2-0		2-0-0		NEUTRAL		6-1-0		6-0-0		2-0-0					
26-3-0		4-2-0		2-0-0		NON-CONFERENCE		7-1-0		8-0-0		5-0-0					
3-0-0		0-0-0		0-0-0		HOME		1-0-0		0-0-0		2-0-0					
4-0-0		1-0-0		0-0-		AWAY		0-0-0		2-0-0		1-0-0					
19-3-0		3-2-0		2-0-0		NEUTRAL		6-1-0		6-0-0		2-0-0					
9-9-0		2-7-0		4-2-0		CONFERENCE		3-0-0		0-0-0		0-0-0					
6-3-0		1-2-0		2-1-0		HOME		3-0-0		0-0-0		0-0-0					
3-6-0		1-5-0		2-1-0		AWAY		0-0-0		0-0-0		0-0-0					
0-0-0		0-0-0		0-0-0		NEUTRAL		0-0-0		0-0-0		0-0-0					
RPI	S	Opponent		Score		RPI	S	Opponent		Score		RPI	S	Opponent		Score	
3	N	Florida		4	7	32	A	Arizona		6	2	62	H	Pacific		7	2
5	H	Oregon		1	5	32	A	Arizona		3	7	64	N	Syracuse		2	1
5	H	Oregon		3	9	32	A	Arizona		5	1	64	N	Syracuse		1	8
5	H	Oregon		3	1	33	H	Oregon St.		0	1	70	N	San Jose St.		6	0
6	N	Nebraska		1	0	33	H	Oregon St.		3	1	71	N	Illinois		5	0
8	A	Arizona St.		2	10	33	H	Oregon St.		8	0	74	H	Utah		6	0
8	A	Arizona St.		3	5	45	N	Northwestern		2	0	74	H	Utah		4	1
8	A	Arizona St.		0	11	49	N	San Diego St.		1	0	74	H	Utah		9	4
11	N	Kentucky		2	3							82	N	Georgia Tech		8	0
18	A	UCLA		5	6							95	N	Iowa St.		11	0
18	A	UCLA		5	1							98	N	Nevada		5	0
18	A	UCLA		2	3												
22	A	Hawaii		1	0												
23	N	Wisconsin		5	3												
25	N	Baylor		3	0												
						LAST 10 GAMES											
						8	A	Arizona St.		3	5	33	H	Oregon St.		8	0
						8	A	Arizona St.		0	11	263	H	Santa Clara		5	0
						8	A	Arizona St.		2	10	18	A	UCLA		5	1
						33	H	Oregon St.		0	1	18	A	UCLA		2	3
						33	H	Oregon St.		3	1	18	A	UCLA		5	6

Non-Div. I Games:

California

Average RPI Win: 113		WON-LOST	WINNING	LAST 10	STRENGTH OF		OPP. STRENGTH	TEAM	ADJ	CONF.	ADJ CONF.
Average RPI Loss: 36		RECORD	PCT. RANK	GAMES	SCHEDULE		OF SCHEDULE	RPI	RPI	RPI	RPI
DIV. I ONLY		41-7-0	.85417	6	10-0-0		54	43	15	.64387	15
DIV. I NON-CONF.		24-4-0	.85714	12	1-0-0		35	40	8	.6541	8
TOTALS		RPI 1-25	RPI 26-50		W-L RECORDS		RPI 51-100		RPI 101-150		RPI 150+
41-7-0		4-3-0	5-2-0		OVERALL		10-2-0		8-0-0		14-0-0
17-3-0		4-1-0	2-2-0		HOME		5-0-0		4-0-0		2-0-0
15-1-0		0-1-0	2-0-0		AWAY		5-0-0		0-0-0		8-0-0
9-3-0		0-1-0	1-0-0		NEUTRAL		0-2-0		4-0-0		4-0-0
24-4-0		2-2-0	4-0-0		NON-CONFERENCE		5-2-0		5-0-0		8-0-0
9-0-0		2-0-0	1-0-0		HOME		3-0-0		1-0-0		2-0-0
6-1-0		0-1-0	2-0-		AWAY		2-0-0		0-0-0		2-0-0
9-3-0		0-1-0	1-0-0		NEUTRAL		0-2-0		4-0-0		4-0-0
17-3-0		2-1-0	1-2-0		CONFERENCE		5-0-0		3-0-0		6-0-0
8-3-0		2-1-0	1-2-0		HOME		2-0-0		3-0-0		0-0-0
9-0-0		0-0-0	0-0-0		AWAY		3-0-0		0-0-0		6-0-0
0-0-0		0-0-0	0-0-0		NEUTRAL		0-0-0		0-0-0		0-0-0
RPI S	Opponent	Score		RPI S	Opponent	Score		RPI S	Opponent	Score	
4 H	LSU	12	5	28 H	Western Ky.	3	4	57 A	Long Beach St.	4	1
7 A	Alabama	0	4	28 H	Western Ky.	2	3	65 H	Ole Miss	4	2
18 N	UCLA	1	2	28 H	Western Ky.	8	5	67 H	Central Ark.	11	2
19 H	Florida St.	4	0	30 A	Mississippi St.	3	2	67 H	Central Ark.	7	4
21 H	La.-Lafayette	1	2	36 A	UAB	8	2	68 A	FIU	8	5
21 H	La.-Lafayette	7	3	36 H	UAB	3	0	68 A	FIU	11	5
21 H	La.-Lafayette	8	4	48 N	Georgia St.	8	0	68 A	FIU	10	0
								73 N	SIU Edwardsville	1	2
								74 N	Utah	1	2
								77 A	Jacksonville	7	0
								84 H	North Texas	12	1
								84 H	North Texas	3	2
				LAST 10 GAMES							
				115 H	Troy	9	0	84 H	North Texas	12	1
				163 A	La.-Monroe	8	0	19 H	Florida St.	4	0
				163 A	La.-Monroe	11	1	222 A	Middle Tenn.	8	0
				163 A	La.-Monroe	14	0	222 A	Middle Tenn.	9	1
				84 H	North Texas	3	2	222 A	Middle Tenn.	13	3
								224 H	Jackson St.	10	2
								228 N	Tennessee St.	9	1
								247 N	Mt. St. Mary's	12	2

Non-Div. I Games:

South Ala.

Average RPI Win: 113		WON-LOST RECORD		WINNING PCT. RANK		LAST 10 GAMES		STRENGTH OF SCHEDULE		OPP. STRENGTH OF SCHEDULE		TEAM RPI		ADJ RPI		CONF. RPI		ADJ CONF. RPI	
DIV. I ONLY		44-8-0		.84615 9		8-2-0		73		27		17		.6431 16		8		9	
DIV. I NON-CONF.		26-6-0		.8125 20		0-1-0		6		10		6		.66689 5		7		8	
TOTALS		RPI 1-25		RPI 26-50		W-L RECORDS		RPI 51-100		RPI 101-150		RPI 150+							
44-8-0		4-3-0		6-1-0		OVERALL		8-2-0		12-2-0		14-0-0							
23-3-0		2-0-0		4-1-0		HOME		3-1-0		10-1-0		4-0-0							
10-3-0		1-2-0		0-0-0		AWAY		1-0-0		2-1-0		6-0-0							
11-2-0		1-1-0		2-0-0		NEUTRAL		4-1-0		0-0-0		4-0-0							
26-6-0		4-3-0		5-1-0		NON-CONFERENCE		6-1-0		3-1-0		8-0-0							
14-1-0		2-0-0		4-1-0		HOME		1-0-0		3-0-0		4-0-0							
2-3-0		1-2-0		0-0-		AWAY		1-0-0		0-1-0		0-0-0							
10-2-0		1-1-0		1-0-0		NEUTRAL		4-1-0		0-0-0		4-0-0							
18-2-0		0-0-0		1-0-0		CONFERENCE		2-1-0		9-1-0		6-0-0							
9-2-0		0-0-0		0-0-0		HOME		2-1-0		7-1-0		0-0-0							
8-0-0		0-0-0		0-0-0		AWAY		0-0-0		2-0-0		6-0-0							
1-0-0		0-0-0		1-0-0		NEUTRAL		0-0-0		0-0-0		0-0-0							
RPI	S	Opponent		Score		RPI	S	Opponent		Score		RPI	S	Opponent		Score			
1	A	Oklahoma		5	1	28	H	Western Ky.		7	2	54	N	Ohio St.		0	1		
1	A	Oklahoma		1	9	29	N	Minnesota		16	8	56	N	Texas Tech		10	6		
2	N	Texas		0	2	34	H	Iowa		6	4	61	H	Eastern Ill.		5	0		
4	N	LSU		6	2	34	H	Iowa		2	6	64	H	Syracuse		9	0		
11	A	Kentucky		1	2	38	H	North Carolina		4	2	64	H	Syracuse		8	1		
11	H	Kentucky		5	1	40	N	DePaul		8	2	64	H	Syracuse		2	4		
12	H	Michigan		5	4	47	H	Illinois St.		9	3	77	A	Jacksonville		9	0		
												80	N	UCF		5	3		
												82	N	Georgia Tech		6	3		
												88	N	Longwood		9	1		
														103 A UNLV		1	10		
														109 H Kent St.		5	0		
														109 H Kent St.		3	2		
														114 H Connecticut		4	1		
														114 H Connecticut		3	2		
														114 H Connecticut		8	0		
														121 H Pittsburgh		8	5		
														121 H Pittsburgh		15	0		
														142 H Indiana		4	1		
														146 A Providence		17	6		
														146 A Providence		16	2		
														150 H Georgetown		2	4		
														150 H Georgetown		8	0		
														150 H Georgetown		10	1		
														157 A Villanova		1	0		
														157 A Villanova		8	1		
														157 A Villanova		5	4		
														168 N Stony Brook		5	0		
														168 N Stony Brook		8	0		
														181 N Temple		8	0		
														192 H Miami (OH)		9	1		
														193 H Austin Peay		12	0		
														200 A St. John's (NY)		8	0		
														200 A St. John's (NY)		6	4		
														200 A St. John's (NY)		15	0		
														201 H Eastern Mich.		6	1		
														211 H Buffalo		9	3		
LAST 10 GAMES																			

Non-Div. I Games:

Louisville

RPI	S	Opponent	Score	
233	N	Bethune-Cookman	8	1

Louisville

L
o
u
i
s
v
i
l
l
e

L
o
u
i
s
v
i
l
l
e

Average RPI Win:		94	WON-LOST RECORD		WINNING PCT. RANK		LAST 10 GAMES		STRENGTH OF SCHEDULE		OPP. STRENGTH OF SCHEDULE		TEAM RPI		ADJ RPI		CONF. RPI		ADJ CONF. RPI					
DIV. I ONLY			37-13-0		.74		28		4-6-0		23		5		16		.63359		17		1		2	
DIV. I NON-CONF.			29-1-0		.96667		3		1-0-0		129		22		11		.6429		15		2		2	
TOTALS		RPI 1-25		RPI 26-50				W-L RECORDS				RPI 51-100				RPI 101-150				RPI 150+				
37-13-0		5-9-0		6-3-0				OVERALL				7-1-0				15-0-0				4-0-0				
24-4-0		2-4-0		5-0-0				HOME				3-0-0				13-0-0				1-0-0				
6-8-0		2-4-0		0-3-0				AWAY				3-1-0				0-0-0				1-0-0				
7-1-0		1-1-0		1-0-0				NEUTRAL				1-0-0				2-0-0				2-0-0				
29-1-0		2-1-0		3-0-0				NON-CONFERENCE				5-0-0				15-0-0				4-0-0				
19-0-0		0-0-0		2-0-0				HOME				3-0-0				13-0-0				1-0-0				
3-0-0		1-0-0		0-0-				AWAY				1-0-0				0-0-0				1-0-0				
7-1-0		1-1-0		1-0-0				NEUTRAL				1-0-0				2-0-0				2-0-0				
8-12-0		3-8-0		3-3-0				CONFERENCE				2-1-0				0-0-0				0-0-0				
5-4-0		2-4-0		3-0-0				HOME				0-0-0				0-0-0				0-0-0				
3-8-0		1-4-0		0-3-0				AWAY				2-1-0				0-0-0				0-0-0				
0-0-0		0-0-0		0-0-0				NEUTRAL				0-0-0				0-0-0				0-0-0				
RPI	S	Opponent		Score		RPI	S	Opponent		Score		RPI	S	Opponent		Score		RPI	S	Opponent		Score		
4	H	LSU		6	2	27	H	Arkansas		7	3	57	N	Long Beach St.		8	0	104	H	Colorado St.		10	2	
4	H	LSU		2	10	27	H	Arkansas		9	1	65	A	Ole Miss		8	4	104	H	Colorado St.		3	1	
4	H	LSU		6	9	27	H	Arkansas		2	1	65	A	Ole Miss		5	1	104	H	Colorado St.		10	0	
7	H	Alabama		1	4	35	A	Georgia		1	3	65	A	Ole Miss		4	8	106	N	Col. of Charleston		6	4	
7	H	Alabama		2	6	35	A	Georgia		3	6	75	A	Sam Houston St.		8	0	121	H	Pittsburgh		7	3	
7	H	Alabama		3	2	35	A	Georgia		7	12	75	H	Sam Houston St.		8	3	121	H	Pittsburgh		9	5	
10	A	Tennessee		4	5	38	H	North Carolina		3	1	90	H	Purdue		5	1	131	H	Southeastern La.		8	0	
10	A	Tennessee		6	8	38	H	North Carolina		1	0	90	H	Purdue		6	1	134	N	Penn St.		12	2	
10	A	Tennessee		6	8	47	N	Illinois St.		5	0							141	H	Stephen F. Austin		8	0	
12	N	Michigan		2	9													141	H	Stephen F. Austin		9	0	
13	A	Missouri		0	2													141	H	Stephen F. Austin		3	0	
13	A	Missouri		11	3													144	H	Lamar		9	0	
18	A	UCLA		7	6													144	H	Lamar		12	4	
21	N	La.-Lafayette		6	4													149	H	UTSA		8	0	
																		149	H	UTSA		6	4	
																		167	A	Texas St.		14	0	
																		167	H	Texas St.		9	1	
																		203	N	CSU Bakersfield		7	1	
																		237	N	Wright St.		11	0	
						LAST 10 GAMES																		
						65 A Ole Miss						5	1	35 A Georgia						1	3			
						65 A Ole Miss						8	4	167 A Texas St.						14	0			
						65 A Ole Miss						4	8	4 H LSU						2	10			
						35 A Georgia						3	6	4 H LSU						6	9			
						35 A Georgia						7	12	4 H LSU						6	2			

Non-Div. I Games:

Texas A&M

UCLA

Average RPI Win:	91	WON-LOST RECORD	WINNING PCT. RANK	LAST 10 GAMES	STRENGTH OF SCHEDULE	OPP. STRENGTH OF SCHEDULE	TEAM RPI	ADJ RPI	CONF. RPI	ADJ CONF. RPI				
DIV. I ONLY		32-17-0	.65306	61	6-4-0	7	18	18	.63174	18	2	1		
DIV. I NON-CONF.		24-4-0	.85714	12	1-0-0	39	82	15	.64551	13	1	1		
<hr/>														
TOTALS	RPI 1-25	RPI 26-50		W-L RECORDS		RPI 51-100		RPI 101-150		RPI 150+				
32-17-0	9-11-0	3-2-0		OVERALL		7-3-0		6-1-0		7-0-0				
9-10-0	4-9-0	0-0-0		HOME		2-1-0		1-0-0		2-0-0				
7-6-0	1-2-0	3-1-0		AWAY		2-2-0		0-1-0		1-0-0				
16-1-0	4-0-0	0-1-0		NEUTRAL		3-0-0		5-0-0		4-0-0				
24-4-0	4-1-0	1-1-0		NON-CONFERENCE		6-1-0		6-1-0		7-0-0				
5-2-0	0-1-0	0-0-0		HOME		2-1-0		1-0-0		2-0-0				
3-1-0	0-0-0	1-0-		AWAY		1-0-0		0-1-0		1-0-0				
16-1-0	4-0-0	0-1-0		NEUTRAL		3-0-0		5-0-0		4-0-0				
8-13-0	5-10-0	2-1-0		CONFERENCE		1-2-0		0-0-0		0-0-0				
4-8-0	4-8-0	0-0-0		HOME		0-0-0		0-0-0		0-0-0				
4-5-0	1-2-0	2-1-0		AWAY		1-2-0		0-0-0		0-0-0				
0-0-0	0-0-0	0-0-0		NEUTRAL		0-0-0		0-0-0		0-0-0				
RPI	S	Opponent	Score		RPI	S	Opponent	Score		RPI	S	Opponent	Score	
4	N	LSU	2	0	31	N	Virginia Tech	1	2	57	A	Long Beach St.	6	3
5	H	Oregon	5	7	32	A	Arizona	6	8	60	H	Cal St. Fullerton	5	11
5	H	Oregon	6	9	32	A	Arizona	9	1	66	N	Oklahoma St.	5	1
5	H	Oregon	7	5	32	A	Arizona	13	3	70	N	San Jose St.	8	4
8	H	Arizona St.	3	2	49	A	San Diego St.	7	0	72	H	North Dakota St.	7	1
8	H	Arizona St.	4	5						74	A	Utah	3	8
8	H	Arizona St.	3	10						74	A	Utah	4	7
9	H	Washington	4	5						74	A	Utah	6	4
9	H	Washington	0	1						81	H	McNeese St.	5	4
9	H	Washington	0	6						98	N	Nevada	13	4
10	N	Tennessee	2	0										
14	H	California	3	2										
14	H	California	1	5										
14	H	California	6	5										
15	N	South Ala.	2	1										
17	H	Texas A&M	6	7										
20	A	Stanford	0	2										
20	A	Stanford	1	5										
20	A	Stanford	8	5										
22	N	Hawaii	11	1										
<hr/>														
LAST 10 GAMES														
		5 H Oregon	5	7			32 A Arizona	13	3					
		5 H Oregon	7	5			32 A Arizona	6	8					
		5 H Oregon	6	9			14 H California	1	5					
		124 H UC Santa Barbara	8	3			14 H California	3	2					
		32 A Arizona	9	1			14 H California	6	5					

Non-Div. I Games:

UCLA

Average RPI Win:	96	WON-LOST RECORD	WINNING PCT. RANK	LAST 10 GAMES	STRENGTH OF SCHEDULE	OPP. STRENGTH OF SCHEDULE	TEAM RPI	ADJ RPI	CONF. RPI	ADJ CONF. RPI					
DIV. I ONLY		39-15-0	.72222	35	8-2-0	24	19	19	.63099	19	5	5			
DIV. I NON-CONF.		21-13-0	.61765	75	0-2-0	5	3	29	.61528	27	5	5			
<hr/>															
TOTALS	RPI 1-25	RPI 26-50		W-L RECORDS		RPI 51-100		RPI 101-150		RPI 150+					
39-15-0	2-8-0	10-4-0		OVERALL		12-0-0		7-2-0		8-1-0					
26-8-0	2-2-0	4-4-0		HOME		8-0-0		5-1-0		7-1-0					
12-3-0	0-2-0	6-0-0		AWAY		4-0-0		2-1-0		0-0-0					
1-4-0	0-4-0	0-0-0		NEUTRAL		0-0-0		0-0-0		1-0-0					
<hr/>															
21-13-0	2-8-0	2-3-0		NON-CONFERENCE		10-0-0		2-1-0		5-1-0					
18-7-0	2-2-0	2-3-0		HOME		8-0-0		2-1-0		4-1-0					
2-2-0	0-2-0	0-0-		AWAY		2-0-0		0-0-0		0-0-0					
1-4-0	0-4-0	0-0-0		NEUTRAL		0-0-0		0-0-0		1-0-0					
<hr/>															
18-2-0	0-0-0	8-1-0		CONFERENCE		2-0-0		5-1-0		3-0-0					
8-1-0	0-0-0	2-1-0		HOME		0-0-0		3-0-0		3-0-0					
10-1-0	0-0-0	6-0-0		AWAY		2-0-0		2-1-0		0-0-0					
0-0-0	0-0-0	0-0-0		NEUTRAL		0-0-0		0-0-0		0-0-0					
<hr/>															
RPI	S	Opponent	Score	RPI	S	Opponent	Score	RPI	S	Opponent	Score	RPI	S	Opponent	Score
1	N	Oklahoma	0 6	26	H	Tulsa	2 3	53	H	North Florida	3 1	102	A	Maryland	14 9
3	A	Florida	3 7	26	H	Tulsa	1 4	59	A	Auburn	6 3	102	A	Maryland	13 1
3	H	Florida	0 8	27	H	Arkansas	9 1	68	H	FIU	11 2	102	A	Maryland	4 5
4	H	LSU	4 5	29	H	Minnesota	2 3	68	H	FIU	7 4	111	H	Virginia	10 2
6	N	Nebraska	0 2	29	H	Minnesota	4 3	77	H	Jacksonville	8 0	111	H	Virginia	3 2
9	N	Washington	0 2	31	A	Virginia Tech	11 0	79	H	Ga. Southern	4 0	111	H	Virginia	2 0
15	A	South Ala.	0 4	31	A	Virginia Tech	4 3	79	H	Ga. Southern	12 3	115	H	Troy	8 0
20	N	Stanford	1 3	31	A	Virginia Tech	4 2	80	A	UCF	10 3	115	H	Troy	12 6
24	H	Hofstra	4 0	38	H	North Carolina	4 5	82	A	Georgia Tech	4 1	115	H	Troy	3 6
24	H	Hofstra	9 1	38	H	North Carolina	3 1	82	A	Georgia Tech	8 0	186	H	Southern Miss.	1 2
				38	H	North Carolina	9 1	87	H	Appalachian St.	3 0	191	N	LIU Brooklyn	15 1
				42	A	North Carolina St.	2 0	87	H	Appalachian St.	8 7	195	H	Presbyterian	8 0
				42	A	North Carolina St.	11 1					202	H	Boston College	4 0
				42	A	North Carolina St.	4 0					202	H	Boston College	10 0
												202	H	Boston College	7 3
												228	H	Tennessee St.	8 0
												233	H	Bethune-Cookman	20 0
												239	H	Florida A&M	4 0
<hr/>															
				LAST 10 GAMES											
				82	A	Georgia Tech	4 1	3	H	Florida	0 8				
				82	A	Georgia Tech	8 0	111	H	Virginia	2 0				
				31	A	Virginia Tech	4 3	111	H	Virginia	3 2				
				31	A	Virginia Tech	4 2	111	H	Virginia	10 2				
				31	A	Virginia Tech	11 0	15	A	South Ala.	0 4				

Non-Div. I Games:

Florida St.

Average RPI Win:		86	WON-LOST RECORD		WINNING PCT. RANK	LAST 10 GAMES		STRENGTH OF SCHEDULE		OPP. STRENGTH OF SCHEDULE	TEAM RPI	ADJ RPI		CONF. RPI	ADJ CONF. RPI		
Average RPI Loss:		28															
DIV. I ONLY			32-16-0		.66667	55	6-4-0		15	6	22	.62915	20	2	1		
DIV. I NON-CONF.			23-7-0		.76667	28	1-2-0		72	8	28	.61699	23	1	1		
TOTALS		RPI 1-25		RPI 26-50		W-L RECORDS		RPI 51-100		RPI 101-150		RPI 150+					
32-16-0		5-11-0		8-2-0		OVERALL		7-2-0		8-0-0		4-1-0					
18-4-0		3-3-0		4-0-0		HOME		5-0-0		3-0-0		3-1-0					
4-7-0		1-5-0		2-1-0		AWAY		1-1-0		0-0-0		0-0-0					
10-5-0		1-3-0		2-1-0		NEUTRAL		1-1-0		5-0-0		1-0-0					
23-7-0		1-3-0		6-1-0		NON-CONFERENCE		4-2-0		8-0-0		4-1-0					
12-1-0		0-0-0		4-0-0		HOME		2-0-0		3-0-0		3-1-0					
1-1-0		0-0-0		0-0-		AWAY		1-1-0		0-0-0		0-0-0					
10-5-0		1-3-0		2-1-0		NEUTRAL		1-1-0		5-0-0		1-0-0					
9-9-0		4-8-0		2-1-0		CONFERENCE		3-0-0		0-0-0		0-0-0					
6-3-0		3-3-0		0-0-0		HOME		3-0-0		0-0-0		0-0-0					
3-6-0		1-5-0		2-1-0		AWAY		0-0-0		0-0-0		0-0-0					
0-0-0		0-0-0		0-0-0		NEUTRAL		0-0-0		0-0-0		0-0-0					
RPI	S	Opponent		Score		RPI	S	Opponent		Score		RPI	S	Opponent		Score	
1	N	Oklahoma		0	6	29	H	Minnesota		2	1	60	A	Cal St. Fullerton		14	1
5	A	Oregon		3	4	29	H	Minnesota		9	7	62	A	Pacific		6	9
5	A	Oregon		3	10	33	A	Oregon St.		3	4	62	H	Pacific		2	0
5	A	Oregon		2	3	33	A	Oregon St.		7	0	64	N	Syracuse		2	1
8	H	Arizona St.		2	11	33	A	Oregon St.		8	6	66	N	Oklahoma St.		1	4
8	H	Arizona St.		4	3	34	N	Iowa		6	7	70	H	San Jose St.		7	1
8	H	Arizona St.		6	12	35	N	Georgia		6	0	74	H	Utah		8	0
9	A	Washington		5	6	45	N	Northwestern		5	2	74	H	Utah		12	0
9	A	Washington		1	7	50	H	FGCU		2	1	74	H	Utah		9	1
9	A	Washington		6	4	50	H	FGCU		8	0						
11	N	Kentucky		1	3												
18	H	UCLA		5	8												
18	H	UCLA		5	1												
18	H	UCLA		2	0												
19	N	Florida St.		3	1												
23	N	Wisconsin		0	4												
LAST 10 GAMES																	
74	H	Utah		9	1	9	A	Washington		1	7						
74	H	Utah		12	0	9	A	Washington		5	6						
74	H	Utah		8	0	151	H	St. Mary's (CA)		2	5						
62	A	Pacific		6	9	70	H	San Jose St.		7	1						
9	A	Washington		6	4	8	H	Arizona St.		4	3						

Non-Div. I Games:

Stanford

Average RPI Win: 115		WON-LOST	WINNING	LAST 10	STRENGTH OF		OPP. STRENGTH	TEAM	ADJ		CONF.	ADJ CONF.
Average RPI Loss: 18		RECORD	PCT. RANK	GAMES	SCHEDULE		OF SCHEDULE	RPI	RPI		RPI	RPI
DIV. I ONLY		37-11-0	.77083	17	10-0-0		46	36	21		6	6
DIV. I NON-CONF.		21-7-0	.75	36	2-0-0		22	27	18		6	6
TOTALS		RPI 1-25	RPI 26-50		W-L RECORDS		RPI 51-100		RPI 101-150		RPI 150+	
37-11-0		2-7-0	8-4-0		OVERALL		8-0-0		7-0-0		12-0-0	
21-2-0		0-0-0	4-2-0		HOME		3-0-0		3-0-0		11-0-0	
8-4-0		1-4-0	0-0-0		AWAY		4-0-0		2-0-0		1-0-0	
8-5-0		1-3-0	4-2-0		NEUTRAL		1-0-0		2-0-0		0-0-0	
21-7-0		1-5-0	7-2-0		NON-CONFERENCE		2-0-0		2-0-0		9-0-0	
11-0-0		0-0-0	3-0-0		HOME		0-0-0		0-0-0		8-0-0	
2-2-0		0-2-0	0-0-		AWAY		1-0-0		0-0-0		1-0-0	
8-5-0		1-3-0	4-2-0		NEUTRAL		1-0-0		2-0-0		0-0-0	
16-4-0		1-2-0	1-2-0		CONFERENCE		6-0-0		5-0-0		3-0-0	
10-2-0		0-0-0	1-2-0		HOME		3-0-0		3-0-0		3-0-0	
6-2-0		1-2-0	0-0-0		AWAY		3-0-0		2-0-0		0-0-0	
0-0-0		0-0-0	0-0-0		NEUTRAL		0-0-0		0-0-0		0-0-0	
RPI S	Opponent	Score	RPI S	Opponent	Score	RPI S	Opponent	Score	RPI S	Opponent	Score	
2 A	Texas	4 9	28 H	Western Ky.	2 3	52 N	Lipscomb	5 2	106 N	Col. of Charleston	16 0	
2 A	Texas	1 7	28 H	Western Ky.	2 12	68 H	FIU	9 5	115 H	Troy	7 2	
2 N	Texas	2 7	28 H	Western Ky.	10 0	68 H	FIU	7 5	115 H	Troy	9 1	
12 N	Michigan	1 3	30 H	Mississippi St.	9 1	68 H	FIU	10 2	115 H	Troy	6 0	
15 A	South Ala.	2 1	34 N	Iowa	10 13	81 A	McNeese St.	5 1	121 N	Pittsburgh	8 0	
15 A	South Ala.	4 8	34 N	Iowa	11 0	84 A	North Texas	10 0	133 A	Fla. Atlantic	8 4	
15 A	South Ala.	3 7	37 H	Houston	10 5	84 A	North Texas	5 0	133 A	Fla. Atlantic	1 0	
17 N	Texas A&M	4 6	37 H	Houston	9 1	84 A	North Texas	8 2	167 H	Texas St.	3 2	
24 N	Hofstra	4 2	39 N	James Madison	9 1				167 H	Texas St.	9 1	
			43 N	South Fla.	3 0				170 H	Louisiana Tech	9 1	
			47 N	Illinois St.	8 5				170 H	Louisiana Tech	4 1	
			47 N	Illinois St.	3 4				186 H	Southern Miss.	10 0	
									186 H	Southern Miss.	18 2	
									222 H	Middle Tenn.	10 0	
									222 H	Middle Tenn.	6 3	
									222 H	Middle Tenn.	6 0	
									251 H	Mississippi Val.	16 4	
									251 H	Mississippi Val.	13 2	
									283 A	Southern U.	9 1	
			LAST 10 GAMES									
			115 H	Troy	7 2	37 H	Houston	9 1				
			115 H	Troy	6 0	37 H	Houston	10 5				
			115 H	Troy	9 1	222 H	Middle Tenn.	6 0				
			133 A	Fla. Atlantic	1 0	222 H	Middle Tenn.	10 0				
			133 A	Fla. Atlantic	8 4	222 H	Middle Tenn.	6 3				

Non-Div. I Games:

La.-Lafayette

Average RPI Win:		103	WON-LOST RECORD		WINNING PCT. RANK		LAST 10 GAMES		STRENGTH OF SCHEDULE		OPP. STRENGTH OF SCHEDULE		TEAM RPI		ADJ RPI		CONF. RPI		ADJ CONF. RPI				
DIV. I ONLY			38-9-0		.80851 11		9-1-0		63		31		20		.6192 23		4		4				
DIV. I NON-CONF.			23-4-0		.85185 14		1-1-0		120		83		27		.6071 30		4		4				
TOTALS		RPI 1-25		RPI 26-50		W-L RECORDS		RPI 51-100		RPI 101-150		RPI 150+											
38-9-0		2-3-0		8-3-0		OVERALL		13-1-0		5-0-0		10-2-0											
6-1-0		0-0-0		2-0-0		HOME		3-0-0		0-0-0		1-1-0											
13-6-0		1-2-0		3-3-0		AWAY		5-1-0		3-0-0		1-0-0											
19-2-0		1-1-0		3-0-0		NEUTRAL		5-0-0		2-0-0		8-1-0											
23-4-0		1-1-0		3-0-0		NON-CONFERENCE		7-1-0		2-0-0		10-2-0											
1-1-0		0-0-0		0-0-0		HOME		0-0-0		0-0-0		1-1-0											
3-1-0		0-0-0		0-0-		AWAY		2-1-0		0-0-0		1-0-0											
19-2-0		1-1-0		3-0-0		NEUTRAL		5-0-0		2-0-0		8-1-0											
15-5-0		1-2-0		5-3-0		CONFERENCE		6-0-0		3-0-0		0-0-0											
5-0-0		0-0-0		2-0-0		HOME		3-0-0		0-0-0		0-0-0											
10-5-0		1-2-0		3-3-0		AWAY		3-0-0		3-0-0		0-0-0											
0-0-0		0-0-0		0-0-0		NEUTRAL		0-0-0		0-0-0		0-0-0											
RPI	S	Opponent		Score		RPI	S	Opponent		Score		RPI	S	Opponent		Score		RPI	S	Opponent		Score	
6	A	Nebraska		0	4	29	A	Minnesota		10	0	54	H	Ohio St.		3	1	119	N	Cal Poly		2	1
6	A	Nebraska		5	2	29	A	Minnesota		0	8	54	H	Ohio St.		4	2	142	A	Indiana		3	0
6	A	Nebraska		2	11	29	A	Minnesota		1	2	54	H	Ohio St.		7	6	142	A	Indiana		12	1
14	N	California		3	5	34	A	Iowa		8	0	60	A	Cal St. Fullerton		1	0	142	A	Indiana		5	2
20	N	Stanford		4	0	34	A	Iowa		1	2	60	A	Cal St. Fullerton		4	6	145	N	Ill.-Chicago		2	1
						34	A	Iowa		3	0	63	N	Ball St.		8	7	169	A	Charlotte		12	3
						38	N	North Carolina		4	2	71	A	Illinois		5	2	184	N	Boston U.		5	1
						44	N	Notre Dame		6	5	71	A	Illinois		8	1	184	N	Boston U.		11	3
						44	N	Notre Dame		1	0	71	A	Illinois		5	1	184	N	Boston U.		9	1
						45	H	Northwestern		4	2	79	N	Ga. Southern		3	0	195	N	Presbyterian		8	0
						45	H	Northwestern		3	1	79	N	Ga. Southern		6	4	195	N	Presbyterian		3	5
												79	N	Ga. Southern		4	0	201	N	Eastern Mich.		9	0
												93	N	Eastern Ky.		5	1	201	N	Eastern Mich.		7	2
												99	A	Southern Ill.		7	3	203	N	CSU Bakersfield		11	4
																		219	N	Belmont		7	0
																		221	H	Green Bay		1	2
																		221	H	Green Bay		4	3
LAST 10 GAMES																							
						142	A	Indiana		5	2	54	H	Ohio St.		4	2						
						142	A	Indiana		3	0	54	H	Ohio St.		3	1						
						142	A	Indiana		12	1	54	H	Ohio St.		7	6						
						45	H	Northwestern		3	1	221	H	Green Bay		4	3						
						45	H	Northwestern		4	2	221	H	Green Bay		1	2						

Non-Div. I Games:

Wisconsin

H
o
f
f
s
t
r
a

Hofstra

H
o
f
f
s
t
r
a

RPI	S	Opponent	Score	
254	H	Iona	4	1

Hofstra

H
o
f
s
t
r
a

H
o
f
s
t
r
a

Average RPI Win: 111		WON-LOST RECORD	WINNING PCT. RANK	LAST 10 GAMES	STRENGTH OF SCHEDULE	OPP. STRENGTH OF SCHEDULE	TEAM RPI	ADJ RPI	CONF. RPI	ADJ CONF. RPI				
Average RPI Loss: 29														
DIV. I ONLY		37-13-0	.74	28	7-3-0	43	32	26	.61769	25	3	3		
DIV. I NON-CONF.		29-7-0	.80556	21	2-2-0	108	34	30	.60716	29	3	3		
<hr/>														
TOTALS		RPI 1-25		RPI 26-50		W-L RECORDS		RPI 51-100		RPI 101-150		RPI 150+		
37-13-0		2-7-0		2-3-0		OVERALL		19-3-0		3-0-0		11-0-0		
20-4-0		0-1-0		2-2-0		HOME		11-1-0		0-0-0		7-0-0		
8-7-0		2-5-0		0-0-0		AWAY		3-2-0		1-0-0		2-0-0		
9-2-0		0-1-0		0-1-0		NEUTRAL		5-0-0		2-0-0		2-0-0		
29-7-0		2-2-0		2-3-0		NON-CONFERENCE		11-2-0		3-0-0		11-0-0		
14-3-0		0-0-0		2-2-0		HOME		5-1-0		0-0-0		7-0-0		
6-2-0		2-1-0		0-0-		AWAY		1-1-0		1-0-0		2-0-0		
9-2-0		0-1-0		0-1-0		NEUTRAL		5-0-0		2-0-0		2-0-0		
8-6-0		0-5-0		0-0-0		CONFERENCE		8-1-0		0-0-0		0-0-0		
6-1-0		0-1-0		0-0-0		HOME		6-0-0		0-0-0		0-0-0		
2-5-0		0-4-0		0-0-0		AWAY		2-1-0		0-0-0		0-0-0		
0-0-0		0-0-0		0-0-0		NEUTRAL		0-0-0		0-0-0		0-0-0		
RPI	S	Opponent		Score	RPI	S	Opponent		Score	RPI	S	Opponent		Score
1	A	Oklahoma		3 9	37	H	Houston		4 1	55	A	Kansas		6 1
1	A	Oklahoma		3 8	37	H	Houston		3 5	55	A	Kansas		5 4
1	A	Oklahoma		0 8	38	N	North Carolina		0 3	55	A	Kansas		5 6
2	A	Texas		1 5	47	H	Illinois St.		5 0	62	H	Pacific		3 0
2	H	Texas		0 4	47	H	Illinois St.		0 8	62	H	Pacific		10 1
8	A	Arizona St.		6 2						64	N	Syracuse		5 0
14	N	California		0 3						66	H	Oklahoma St.		2 0
22	A	Hawaii		5 3						66	H	Oklahoma St.		5 2
22	A	Hawaii		1 5						66	H	Oklahoma St.		1 0
										74	N	Utah		5 2
										75	H	Sam Houston St.		0 2
										75	N	Sam Houston St.		2 0
										84	A	North Texas		3 5
										84	A	North Texas		2 1
										84	N	North Texas		9 3
										84	N	North Texas		8 3
										90	H	Purdue		4 0
										90	H	Purdue		1 0
										90	H	Purdue		8 0
										95	H	Iowa St.		13 0
LAST 10 GAMES														
										55	A	Kansas		5 4
										55	A	Kansas		5 6
										55	A	Kansas		6 1
										37	H	Houston		3 5
										37	H	Houston		4 1

Non-Div. I Games:

Baylor

[illegible]

Average RPI Win:		119	WON-LOST RECORD		WINNING PCT. RANK		LAST 10 GAMES		STRENGTH OF SCHEDULE		OPP. STRENGTH OF SCHEDULE		TEAM RPI		ADJ RPI		CONF. RPI		ADJ CONF. RPI				
Average RPI Loss:		50																					
DIV. I ONLY			37-13-1		.73529 30		6-4-0		52		42		28		.61476 26		10		10				
DIV. I NON-CONF.			21-8-1		.71667 43		1-0-0		40		6		26		.62044 22		9		9				
TOTALS		RPI 1-25		RPI 26-50		W-L RECORDS		RPI 51-100		RPI 101-150		RPI 150+											
37-13-1		4-3-0		4-5-0		OVERALL		10-3-0		9-2-1		10-0-0											
9-3-0		0-1-0		1-2-0		HOME		7-0-0		0-0-0		1-0-0											
16-7-0		3-2-0		1-2-0		AWAY		1-1-0		5-2-0		6-0-0											
12-3-1		1-0-0		2-1-0		NEUTRAL		2-2-0		4-0-1		3-0-0											
21-8-1		4-3-0		2-1-0		NON-CONFERENCE		4-3-0		7-1-1		4-0-0											
2-1-0		0-1-0		0-0-0		HOME		1-0-0		0-0-0		1-0-0											
7-4-0		3-2-0		0-0-		AWAY		1-1-0		3-1-0		0-0-0											
12-3-1		1-0-0		2-1-0		NEUTRAL		2-2-0		4-0-1		3-0-0											
16-5-0		0-0-0		2-4-0		CONFERENCE		6-0-0		2-1-0		6-0-0											
7-2-0		0-0-0		1-2-0		HOME		6-0-0		0-0-0		0-0-0											
9-3-0		0-0-0		1-2-0		AWAY		0-0-0		2-1-0		6-0-0											
0-0-0		0-0-0		0-0-0		NEUTRAL		0-0-0		0-0-0		0-0-0											
RPI	S	Opponent		Score		RPI	S	Opponent		Score		RPI	S	Opponent		Score							
1	H	Oklahoma		1	3	27	N	Arkansas		3	1	56	N	Texas Tech		5	1	103	A	UNLV		13	1
2	A	Texas		7	4	27	N	Arkansas		3	14	66	A	Oklahoma St.		8	2	103	A	UNLV		6	10
2	A	Texas		0	1	36	H	UAB		4	1	66	H	Oklahoma St.		5	1	135	N	Boise St.		5	2
4	A	LSU		0	1	36	H	UAB		0	1	67	A	Central Ark.		0	1	135	N	Boise St.		6	6
19	A	Florida St.		3	2	36	H	UAB		7	9	69	N	Creighton		3	4	136	A	East Carolina		8	0
19	A	Florida St.		4	1	37	A	Houston		3	4	80	H	UCF		8	1	136	A	East Carolina		3	1
24	N	Hofstra		9	6	37	A	Houston		2	0	80	H	UCF		7	0	136	A	East Carolina		4	6
						37	A	Houston		2	3	80	H	UCF		6	2	139	A	Texas-Arlington		5	1
						38	N	North Carolina		3	1	89	H	Marshall		6	0	139	A	Texas-Arlington		5	1
												89	H	Marshall		9	6	144	N	Lamar		7	4
												89	H	Marshall		8	0	144	N	Lamar		2	1
												90	N	Purdue		4	1	144	N	Lamar		11	3
												90	N	Purdue		0	5	185	A	Memphis		4	2
																		185	A	Memphis		8	0
																		185	A	Memphis		9	2
																		217	N	Hampton		3	0
																		230	H	Indiana St.		8	1
																		238	A	UTEP		11	1
																		238	A	UTEP		8	0
																		238	A	UTEP		5	0
																		241	N	Utah St.		8	0
																		241	N	Utah St.		3	0
				LAST 10 GAMES																			
				238	A	UTEP		8	0	37	A	Houston		3	4								
				238	A	UTEP		11	1	37	A	Houston		2	3								
				238	A	UTEP		5	0	36	H	UAB		0	1								
				66	A	Oklahoma St.		8	2	36	H	UAB		4	1								
				37	A	Houston		2	0	36	H	UAB		7	9								

Non-Div. I Games:

Tulsa

Average RPI Win:		121	WON-LOST RECORD		WINNING PCT. RANK		LAST 10 GAMES		STRENGTH OF SCHEDULE		OPP. STRENGTH OF SCHEDULE		TEAM RPI		ADJ RPI		CONF. RPI		ADJ CONF. RPI					
DIV. I ONLY			31-17-0		.64583		67		6-4-0		6		41		24		.61205		27		1		2	
DIV. I NON-CONF.			22-7-0		.75862		32		0-0-0		91		191		40		.57971		40		2		2	
TOTALS		RPI 1-25		RPI 26-50				W-L RECORDS				RPI 51-100				RPI 101-150				RPI 150+				
31-17-0		6-13-0		4-1-0				OVERALL				1-0-0				9-1-0				11-2-0				
18-6-0		3-3-0		3-0-0				HOME				0-0-0				8-1-0				4-2-0				
7-8-0		3-8-0		0-0-0				AWAY				0-0-0				0-0-0				4-0-0				
6-3-0		0-2-0		1-1-0				NEUTRAL				1-0-0				1-0-0				3-0-0				
22-7-0		0-3-0		1-1-0				NON-CONFERENCE				1-0-0				9-1-0				11-2-0				
12-3-0		0-0-0		0-0-0				HOME				0-0-0				8-1-0				4-2-0				
4-1-0		0-1-0		0-0-				AWAY				0-0-0				0-0-0				4-0-0				
6-3-0		0-2-0		1-1-0				NEUTRAL				1-0-0				1-0-0				3-0-0				
9-10-0		6-10-0		3-0-0				CONFERENCE				0-0-0				0-0-0				0-0-0				
6-3-0		3-3-0		3-0-0				HOME				0-0-0				0-0-0				0-0-0				
3-7-0		3-7-0		0-0-0				AWAY				0-0-0				0-0-0				0-0-0				
0-0-0		0-0-0		0-0-0				NEUTRAL				0-0-0				0-0-0				0-0-0				
RPI	S	Opponent		Score		RPI	S	Opponent		Score		RPI	S	Opponent		Score		RPI	S	Opponent		Score		
3	A	Florida		0	1	26	N	Tulsa		1	3	74	N	Utah		5	1	104	N	Colorado St.		5	4	
3	A	Florida		2	5	26	N	Tulsa		14	3							107	H	Murray St.		8	0	
3	A	Florida		0	8	35	H	Georgia		5	3							117	H	Saint Louis		8	0	
4	H	LSU		4	5	35	H	Georgia		8	1							117	H	Saint Louis		8	0	
4	H	LSU		4	3	35	H	Georgia		5	2							127	H	Utah Valley		1	3	
4	H	LSU		2	8													127	H	Utah Valley		5	0	
10	A	Tennessee		2	1													127	H	Utah Valley		3	0	
11	H	Kentucky		3	5													141	H	Stephen F. Austin		9	2	
11	H	Kentucky		4	0													148	H	UNI		8	0	
11	H	Kentucky		4	1													148	H	UNI		17	1	
13	A	Missouri		11	10													152	N	Loyola Marymount		8	3	
13	A	Missouri		4	1													162	H	Jacksonville St.		4	5	
13	A	Missouri		0	9													162	H	Jacksonville St.		3	2	
17	A	Texas A&M		3	7													163	H	La.-Monroe		14	3	
17	A	Texas A&M		1	9													163	H	La.-Monroe		6	7	
17	A	Texas A&M		1	2													172	H	UMKC		9	1	
19	A	Florida St.		1	9													224	A	Jackson St.		8	0	
24	N	Hofstra		1	8													224	A	Jackson St.		8	2	
24	N	Hofstra		4	6													229	N	Southern Utah		3	2	
						LAST 10 GAMES												237	H	Wright St.		11	3	
						10	A	Tennessee		2	1	13	A	Missouri		4	1	257	A	Savannah St.		10	0	
						11	H	Kentucky		3	5	13	A	Missouri		0	9	257	A	Savannah St.		14	1	
						11	H	Kentucky		4	0	4	H	LSU		4	5	267	N	Weber St.		10	2	
						11	H	Kentucky		4	1	4	H	LSU		4	3							
						13	A	Missouri		11	10	4	H	LSU		2	8							

Non-Div. I Games:

Arkansas

Average RPI Win:	116	WON-LOST RECORD	WINNING PCT. RANK	LAST 10 GAMES	STRENGTH OF SCHEDULE	OPP. STRENGTH OF SCHEDULE	TEAM RPI	ADJ RPI	CONF. RPI	ADJ CONF. RPI		
DIV. I ONLY		35-14-0	.71429	36	9-1-0	27	52	25	.61105	28	6	6
DIV. I NON-CONF.		17-11-0	.60714	80	3-1-0	13	38	34	.58879	35	6	6
<hr/>												
TOTALS	RPI 1-25	RPI 26-50		W-L RECORDS		RPI 51-100		RPI 101-150		RPI 150+		
35-14-0	5-9-0	0-1-0		OVERALL		8-2-0		10-2-0		12-0-0		
16-3-0	0-0-0	0-0-0		HOME		2-1-0		4-2-0		10-0-0		
14-10-0	5-9-0	0-1-0		AWAY		5-0-0		3-0-0		1-0-0		
5-1-0	0-0-0	0-0-0		NEUTRAL		1-1-0		3-0-0		1-0-0		
17-11-0	1-7-0	0-1-0		NON-CONFERENCE		4-1-0		4-2-0		8-0-0		
9-2-0	0-0-0	0-0-0		HOME		1-0-0		1-2-0		7-0-0		
3-8-0	1-7-0	0-0-		AWAY		2-0-0		0-0-0		0-0-0		
5-1-0	0-0-0	0-0-0		NEUTRAL		1-1-0		3-0-0		1-0-0		
18-3-0	4-2-0	0-0-0		CONFERENCE		4-1-0		6-0-0		4-0-0		
7-1-0	0-0-0	0-0-0		HOME		1-1-0		3-0-0		3-0-0		
11-2-0	4-2-0	0-0-0		AWAY		3-0-0		3-0-0		1-0-0		
0-0-0	0-0-0	0-0-0		NEUTRAL		0-0-0		0-0-0		0-0-0		
RPI S	Opponent	Score		RPI S	Opponent	Score		RPI S	Opponent	Score		
2 A	Texas	1	3	30 A	Mississippi St.	0	1	52 A	Lipscomb	7	1	
2 A	Texas	0	4					52 A	Lipscomb	8	2	
11 A	Kentucky	1	7					52 N	Lipscomb	5	1	
13 A	Missouri	1	7					68 A	FIU	1	0	
13 A	Missouri	1	0					68 A	FIU	2	1	
15 A	South Ala.	4	3					68 A	FIU	5	0	
15 A	South Ala.	3	2					78 N	Northwestern St.	3	5	
15 A	South Ala.	5	8					84 H	North Texas	1	8	
16 A	Louisville	2	7					84 H	North Texas	4	3	
21 A	La.-Lafayette	0	10					93 H	Eastern Ky.	8	3	
21 A	La.-Lafayette	12	2									
21 A	La.-Lafayette	3	2									
22 A	Hawaii	0	3									
22 A	Hawaii	1	5									
				LAST 10 GAMES								
				68 A	FIU	5	0	115 A	Troy	3	2	
				68 A	FIU	2	1	115 A	Troy	9	1	
				68 A	FIU	1	0	115 A	Troy	3	0	
				13 A	Missouri	1	0	52 A	Lipscomb	8	2	
				13 A	Missouri	1	7	52 A	Lipscomb	7	1	

Non-Div. I Games:

Western Ky.

Average RPI Win:	93	WON-LOST RECORD	WINNING PCT. RANK	LAST 10 GAMES	STRENGTH OF SCHEDULE	OPP. STRENGTH OF SCHEDULE	TEAM RPI	ADJ RPI	CONF. RPI	ADJ CONF. RPI		
DIV. I ONLY		30-16-0	.65217	64	7-3-0	25	21	29	.60552	29	4	4
DIV. I NON-CONF.		19-10-0	.65517	63	2-0-0	46	30	38	.58785	36	4	4
<hr/>												
TOTALS	RPI 1-25	RPI 26-50		W-L RECORDS		RPI 51-100		RPI 101-150		RPI 150+		
30-16-0	3-8-0	6-5-0		OVERALL		12-2-0		5-0-0		4-1-0		
2-1-0	2-1-0	0-0-0		HOME		0-0-0		0-0-0		0-0-0		
16-9-0	1-6-0	5-2-0		AWAY		8-1-0		1-0-0		1-0-0		
12-6-0	0-1-0	1-3-0		NEUTRAL		4-1-0		4-0-0		3-1-0		
19-10-0	1-5-0	2-3-0		NON-CONFERENCE		7-1-0		5-0-0		4-1-0		
0-0-0	0-0-0	0-0-0		HOME		0-0-0		0-0-0		0-0-0		
7-4-0	1-4-0	1-0-		AWAY		3-0-0		1-0-0		1-0-0		
12-6-0	0-1-0	1-3-0		NEUTRAL		4-1-0		4-0-0		3-1-0		
11-6-0	2-3-0	4-2-0		CONFERENCE		5-1-0		0-0-0		0-0-0		
2-1-0	2-1-0	0-0-0		HOME		0-0-0		0-0-0		0-0-0		
9-5-0	0-2-0	4-2-0		AWAY		5-1-0		0-0-0		0-0-0		
0-0-0	0-0-0	0-0-0		NEUTRAL		0-0-0		0-0-0		0-0-0		
RPI	S	Opponent	Score	RPI	S	Opponent	Score	RPI	S	Opponent	Score	
6	A	Nebraska	0 4	34	A	Iowa	4 1	54	A	Ohio St.	7 2	
6	A	Nebraska	2 3	34	A	Iowa	10 1	54	A	Ohio St.	3 0	
8	A	Arizona St.	0 8	34	A	Iowa	7 3	54	A	Ohio St.	6 14	
16	N	Louisville	8 16	40	N	DePaul	0 1	56	N	Texas Tech	3 5	
19	A	Florida St.	3 2	45	A	Northwestern	2 4	59	A	Auburn	4 3	
19	A	Florida St.	3 4	45	A	Northwestern	2 6	62	N	Pacific	1 0	
20	A	Stanford	1 2	45	A	Northwestern	14 9	62	N	Pacific	4 2	
20	A	Stanford	7 9	47	N	Illinois St.	1 5	71	A	Illinois	9 3	
23	H	Wisconsin	2 1	47	N	Illinois St.	1 3	71	A	Illinois	5 1	
23	H	Wisconsin	0 10	50	A	FGCU	3 0	71	A	Illinois	2 0	
23	H	Wisconsin	8 0	50	N	FGCU	4 1	79	N	Ga. Southern	7 1	
								79	N	Ga. Southern	5 0	
								95	A	Iowa St.	13 1	
								95	A	Iowa St.	12 6	
<hr/>												
LAST 10 GAMES												
54	A	Ohio St.	6 14	6	A	Nebraska	2 3					
54	A	Ohio St.	7 2	6	A	Nebraska	0 4					
54	A	Ohio St.	3 0	71	A	Illinois	9 3					
95	A	Iowa St.	13 1	71	A	Illinois	5 1					
95	A	Iowa St.	12 6	71	A	Illinois	2 0					

Non-Div. I Games:

Minnesota

Average RPI Win: 114		WON-LOST	WINNING	LAST 10	STRENGTH OF		OPP. STRENGTH	TEAM	ADJ	CONF.	ADJ CONF.
Average RPI Loss: 35		RECORD	PCT. RANK	GAMES	SCHEDULE		OF SCHEDULE	RPI	RPI	RPI	RPI
DIV. I ONLY		31-19-0	.62	79	5-5-0		20	20	30	.60318	30
DIV. I NON-CONF.		24-5-0	.82759	18	3-0-0		86	100	25	.61319	28
TOTALS		RPI 1-25	RPI 26-50		W-L RECORDS		RPI 51-100		RPI 101-150		RPI 150+
31-19-0		4-11-0	3-4-0		OVERALL		8-3-0		5-0-0		11-1-0
14-9-0		1-3-0	2-3-0		HOME		5-3-0		2-0-0		4-0-0
7-9-0		2-8-0	0-1-0		AWAY		0-0-0		2-0-0		3-0-0
10-1-0		1-0-0	1-0-0		NEUTRAL		3-0-0		1-0-0		4-1-0
24-5-0		1-2-0	3-1-0		NON-CONFERENCE		4-1-0		5-0-0		11-1-0
9-2-0		0-1-0	2-0-0		HOME		1-1-0		2-0-0		4-0-0
5-2-0		0-1-0	0-0-		AWAY		0-0-0		2-0-0		3-0-0
10-1-0		1-0-0	1-0-0		NEUTRAL		3-0-0		1-0-0		4-1-0
7-14-0		3-9-0	0-3-0		CONFERENCE		4-2-0		0-0-0		0-0-0
5-7-0		1-2-0	0-3-0		HOME		4-2-0		0-0-0		0-0-0
2-7-0		2-7-0	0-0-0		AWAY		0-0-0		0-0-0		0-0-0
0-0-0		0-0-0	0-0-0		NEUTRAL		0-0-0		0-0-0		0-0-0
RPI	S	Opponent	Score	RPI	S	Opponent	Score	RPI	S	Opponent	Score
3	A	Florida	2 4	28	H	Western Ky.	1 0	52	H	Lipscomb	4 3
3	A	Florida	1 9	36	A	UAB	1 2	59	H	Auburn	5 7
3	A	Florida	6 5	36	N	UAB	3 2	59	H	Auburn	4 3
4	H	LSU	0 1	41	H	South Carolina	4 5	59	H	Auburn	3 8
4	H	LSU	2 1	41	H	South Carolina	3 8	64	N	Syracuse	4 1
4	H	LSU	2 9	41	H	South Carolina	0 3	65	H	Ole Miss	8 0
7	A	Alabama	3 11	48	H	Georgia St.	9 1	65	H	Ole Miss	5 1
7	A	Alabama	8 9					65	H	Ole Miss	6 5
7	A	Alabama	3 2					73	N	SIU Edwardsville	1 0
11	A	Kentucky	2 3					78	H	Northwestern St.	5 10
11	A	Kentucky	4 5					91	N	Fordham	8 0
11	A	Kentucky	0 7								
15	H	South Ala.	2 3								
21	A	La.-Lafayette	1 9								
24	N	Hofstra	9 1								
				LAST 10 GAMES							
				41	H	South Carolina	4 5	7	A	Alabama	8 9
				41	H	South Carolina	0 3	7	A	Alabama	3 11
				41	H	South Carolina	3 8	7	A	Alabama	3 2
				251	H	Mississippi Val.	1 0	173	A	Samford	13 1
				222	N	Middle Tenn.	8 1	65	H	Ole Miss	8 0

Non-Div. I Games:

Mississippi St.

Average RPI Win:	111	WON-LOST	WINNING	LAST 10	STRENGTH OF	OPP. STRENGTH	TEAM	ADJ	CONF.	ADJ CONF.		
Average RPI Loss:	52	RECORD	PCT. RANK	GAMES	SCHEDULE	OF SCHEDULE	RPI	RPI	RPI	RPI		
DIV. I ONLY		31-15-0	.67391	54	5-5-0	49	49	34	.60183	31	5	5
DIV. I NON-CONF.		23-7-0	.76667	28	2-2-0	25	76	21	.62998	19	5	5
<hr/>												
TOTALS	RPI 1-25	RPI 26-50		W-L RECORDS		RPI 51-100		RPI 101-150		RPI 150+		
31-15-0	2-4-0	3-5-0		OVERALL		10-5-0		6-1-0		10-0-0		
5-8-0	0-3-0	0-2-0		HOME		2-3-0		2-0-0		1-0-0		
12-4-0	0-0-0	2-3-0		AWAY		2-1-0		3-0-0		5-0-0		
14-3-0	2-1-0	1-0-0		NEUTRAL		6-1-0		1-1-0		4-0-0		
23-7-0	2-1-0	2-1-0		NON-CONFERENCE		8-4-0		4-1-0		7-0-0		
3-2-0	0-0-0	0-0-0		HOME		0-2-0		2-0-0		1-0-0		
6-2-0	0-0-0	1-0-		AWAY		2-1-0		1-0-0		2-0-0		
14-3-0	2-1-0	1-0-0		NEUTRAL		6-1-0		1-1-0		4-0-0		
8-8-0	0-3-0	1-4-0		CONFERENCE		2-1-0		2-0-0		3-0-0		
2-6-0	0-3-0	0-2-0		HOME		2-1-0		0-0-0		0-0-0		
6-2-0	0-0-0	1-2-0		AWAY		0-0-0		2-0-0		3-0-0		
0-0-0	0-0-0	0-0-0		NEUTRAL		0-0-0		0-0-0		0-0-0		
RPI S	Opponent	Score		RPI S	Opponent	Score		RPI S	Opponent	Score		
8 N	Arizona St.	0	11	32 N	Arizona	9	2	51 A	Kennesaw St.	4	3	
12 N	Michigan	3	2	38 A	North Carolina	2	3	53 N	North Florida	5	3	
18 N	UCLA	2	1	38 A	North Carolina	7	6	53 N	North Florida	3	1	
19 H	Florida St.	3	4	38 A	North Carolina	1	5	57 A	Long Beach St.	6	1	
19 H	Florida St.	0	11	39 A	James Madison	1	2	60 A	Cal St. Fullerton	3	7	
19 H	Florida St.	2	4	39 A	James Madison	5	2	60 N	Cal St. Fullerton	3	2	
				42 H	North Carolina St.	2	10	62 N	Pacific	5	1	
				42 H	North Carolina St.	2	9	82 H	Georgia Tech	4	10	
								82 H	Georgia Tech	10	2	
								82 H	Georgia Tech	7	2	
								88 H	Longwood	4	5	
								88 H	Longwood	5	6	
								91 N	Fordham	0	2	
								99 N	Southern Ill.	4	2	
								99 N	Southern Ill.	9	0	

Non-Div. I Games:

Virginia Tech

Average RPI Win: 110		WON-LOST	WINNING	LAST 10	STRENGTH OF	OPP. STRENGTH	TEAM	ADJ	CONF.	ADJ CONF.							
Average RPI Loss: 27		RECORD	PCT. RANK	GAMES	SCHEDULE	OF SCHEDULE	RPI	RPI	RPI	RPI							
DIV. I ONLY		28-22-0	.56	109	1-9-0	9	17	32	.59942	32	2	1					
DIV. I NON-CONF.		23-9-0	.71875	40	0-1-0	17	54	24	.61656	24	1	1					
<hr/>																	
TOTALS		RPI 1-25		RPI 26-50		W-L RECORDS		RPI 51-100		RPI 101-150		RPI 150+					
28-22-0		4-14-0		3-4-0		OVERALL		6-3-0		7-1-0		8-0-0					
18-6-0		4-6-0		0-0-0		HOME		2-0-0		5-0-0		7-0-0					
3-8-0		0-3-0		0-3-0		AWAY		3-2-0		0-0-0		0-0-0					
7-8-0		0-5-0		3-1-0		NEUTRAL		1-1-0		2-1-0		1-0-0					
23-9-0		1-5-0		3-1-0		NON-CONFERENCE		4-2-0		7-1-0		8-0-0					
15-0-0		1-0-0		0-0-0		HOME		2-0-0		5-0-0		7-0-0					
1-1-0		0-0-0		0-0-		AWAY		1-1-0		0-0-0		0-0-0					
7-8-0		0-5-0		3-1-0		NEUTRAL		1-1-0		2-1-0		1-0-0					
5-13-0		3-9-0		0-3-0		CONFERENCE		2-1-0		0-0-0		0-0-0					
3-6-0		3-6-0		0-0-0		HOME		0-0-0		0-0-0		0-0-0					
2-7-0		0-3-0		0-3-0		AWAY		2-1-0		0-0-0		0-0-0					
0-0-0		0-0-0		0-0-0		NEUTRAL		0-0-0		0-0-0		0-0-0					
RPI	S	Opponent		Score		RPI	S	Opponent		Score		RPI	S	Opponent		Score	
1	N	Oklahoma		0	5	31	N	Virginia Tech		2	9	54	N	Ohio St.		0	6
1	N	Oklahoma		0	4	33	A	Oregon St.		1	2	57	N	Long Beach St.		4	3
3	N	Florida		3	14	33	A	Oregon St.		1	2	74	A	Utah		6	4
4	N	LSU		0	3	33	A	Oregon St.		1	2	74	A	Utah		4	8
5	A	Oregon		3	5	44	N	Notre Dame		2	0	74	A	Utah		6	5
5	A	Oregon		0	8	45	N	Northwestern		4	3	76	A	New Mexico St.		8	1
5	A	Oregon		0	9	49	N	San Diego St.		3	2	76	A	New Mexico St.		2	3
6	H	Nebraska		1	0							90	H	Purdue		5	4
9	H	Washington		7	4							94	H	Drake		5	3
9	H	Washington		1	7												
9	H	Washington		3	8												
12	N	Michigan		1	9												
14	H	California		7	3												
14	H	California		1	5												
14	H	California		2	6												
18	H	UCLA		1	9												
18	H	UCLA		8	6												
18	H	UCLA		3	13												
<hr/>																	
LAST 10 GAMES																	
33 A Oregon St.						1	2	18 H UCLA						8	6		
33 A Oregon St.						1	2	5 A Oregon						0	9		
33 A Oregon St.						1	2	5 A Oregon						0	8		
18 H UCLA						1	9	5 A Oregon						3	5		
18 H UCLA						3	13	76 A New Mexico St.						2	3		

Non-Div. I Games:

Arizona

Average RPI Win: 96		WON-LOST	WINNING	LAST 10	STRENGTH OF		OPP. STRENGTH	TEAM	ADJ		CONF.	ADJ CONF.
Average RPI Loss: 38		RECORD	PCT. RANK	GAMES	SCHEDULE		OF SCHEDULE	RPI	RPI		RPI	RPI
DIV. I ONLY		30-17-0	.6383	71	6-4-0		37	7	33		.59626	33
DIV. I NON-CONF.		23-6-0	.7931	22	0-0-0		123	28	31		.59767	32
TOTALS		RPI 1-25	RPI 26-50		W-L RECORDS		RPI 51-100		RPI 101-150		RPI 150+	
30-17-0		2-12-0	6-1-0		OVERALL		9-2-0		8-1-0		5-1-0	
7-4-0		1-2-0	3-0-0		HOME		2-1-0		1-1-0		0-0-0	
3-9-0		1-8-0	0-0-0		AWAY		0-0-0		1-0-0		1-1-0	
20-4-0		0-2-0	3-1-0		NEUTRAL		7-1-0		6-0-0		4-0-0	
23-6-0		0-2-0	3-1-0		NON-CONFERENCE		7-1-0		8-1-0		5-1-0	
1-1-0		0-0-0	0-0-0		HOME		0-0-0		1-1-0		0-0-0	
2-1-0		0-0-0	0-0-		AWAY		0-0-0		1-0-0		1-1-0	
20-4-0		0-2-0	3-1-0		NEUTRAL		7-1-0		6-0-0		4-0-0	
7-11-0		2-10-0	3-0-0		CONFERENCE		2-1-0		0-0-0		0-0-0	
6-3-0		1-2-0	3-0-0		HOME		2-1-0		0-0-0		0-0-0	
1-8-0		1-8-0	0-0-0		AWAY		0-0-0		0-0-0		0-0-0	
0-0-0		0-0-0	0-0-0		NEUTRAL		0-0-0		0-0-0		0-0-0	
RPI S	Opponent	Score	RPI S	Opponent	Score	RPI S	Opponent	Score	RPI S	Opponent	Score	
1 N	Oklahoma	2 14	32 H	Arizona	2 1	57 N	Long Beach St.	17 3	102 N	Maryland	8 0	
8 A	Arizona St.	0 11	32 H	Arizona	2 1	60 N	Cal St. Fullerton	9 5	104 N	Colorado St.	11 0	
8 A	Arizona St.	4 5	32 H	Arizona	2 1	69 N	Creighton	3 5	119 N	Cal Poly	11 2	
8 A	Arizona St.	1 5	34 N	Iowa	3 9	70 N	San Jose St.	1 0	123 A	UC Davis	1 0	
9 A	Washington	3 4	45 N	Northwestern	7 3	71 N	Illinois	5 1	129 H	New Mexico	3 5	
9 A	Washington	2 14	45 N	Northwestern	12 1	74 H	Utah	10 2	129 H	New Mexico	5 4	
9 A	Washington	6 8	49 N	San Diego St.	9 5	74 H	Utah	6 2	132 N	BYU	7 3	
11 N	Kentucky	3 5				74 H	Utah	2 11	141 N	Stephen F. Austin	9 0	
14 A	California	1 0				82 N	Georgia Tech	9 1	142 N	Indiana	2 1	
14 A	California	1 3				95 N	Iowa St.	9 1	151 N	St. Mary's (CA)	7 3	
14 A	California	0 8				98 N	Nevada	6 5	182 N	Idaho St.	3 2	
20 H	Stanford	4 3							203 A	CSU Bakersfield	13 3	
20 H	Stanford	6 8							203 A	CSU Bakersfield	7 10	
20 H	Stanford	0 7							203 N	CSU Bakersfield	8 0	
									206 N	Seattle	6 2	
LAST 10 GAMES												
			32 H	Arizona	2 1	14 A	California	0 8				
			32 H	Arizona	2 1	74 H	Utah	10 2				
			32 H	Arizona	2 1	74 H	Utah	2 11				
			14 A	California	1 0	74 H	Utah	6 2				
			14 A	California	1 3	9 A	Washington	3 4				

Non-Div. I Games:

Oregon St.

Average RPI Win: 86		WON-LOST RECORD		WINNING PCT. RANK		LAST 10 GAMES		STRENGTH OF SCHEDULE		OPP. STRENGTH OF SCHEDULE		TEAM RPI		ADJ RPI		CONF. RPI		ADJ CONF. RPI											
DIV. I ONLY		26-23-0		.53061 124		2-8-0		12		14		37		.59574 34		4		4											
DIV. I NON-CONF.		20-8-0		.71429 44		1-0-0		10		24		20		.62989 20		4		4											
TOTALS		RPI 1-25		RPI 26-50		W-L RECORDS		RPI 51-100		RPI 101-150		RPI 150+																	
26-23-0		6-11-0		4-4-0		OVERALL		6-5-0		5-2-0		5-1-0																	
3-11-0		2-4-0		0-3-0		HOME		0-2-0		1-2-0		0-0-0																	
10-7-0		2-6-0		3-1-0		AWAY		3-0-0		2-0-0		0-0-0																	
13-5-0		2-1-0		1-0-0		NEUTRAL		3-3-0		2-0-0		5-1-0																	
20-8-0		4-4-0		2-0-0		NON-CONFERENCE		5-3-0		4-0-0		5-1-0																	
0-0-0		0-0-0		0-0-0		HOME		0-0-0		0-0-0		0-0-0																	
8-3-0		2-3-0		1-0-		AWAY		3-0-0		2-0-0		0-0-0																	
12-5-0		2-1-0		1-0-0		NEUTRAL		2-3-0		2-0-0		5-1-0																	
6-15-0		2-7-0		2-4-0		CONFERENCE		1-2-0		1-2-0		0-0-0																	
3-11-0		2-4-0		0-3-0		HOME		0-2-0		1-2-0		0-0-0																	
2-4-0		0-3-0		2-1-0		AWAY		0-0-0		0-0-0		0-0-0																	
1-0-0		0-0-0		0-0-0		NEUTRAL		1-0-0		0-0-0		0-0-0																	
RPI	S	Opponent		Score		RPI	S	Opponent		Score		RPI	S	Opponent		Score													
6	H	Nebraska		2 3		29	H	Minnesota		3 7		52	N	Lipscomb		0 4		102	A	Maryland		9 4							
6	H	Nebraska		1 11		29	H	Minnesota		1 10		54	N	Ohio St.		8 0		134	H	Penn St.		5 0							
6	H	Nebraska		6 2		29	H	Minnesota		1 4		58	N	Neb. Omaha		2 1		134	H	Penn St.		5 6							
7	A	Alabama		1 4		33	N	Oregon St.		9 3		60	A	Cal St. Fullerton		7 0		134	H	Penn St.		3 6							
7	A	Alabama		0 5		37	A	Houston		4 1		63	N	Ball St.		5 7		137	N	Winthrop		7 1							
11	A	Kentucky		3 1		45	A	Northwestern		3 11		66	N	Oklahoma St.		3 4		137	N	Winthrop		2 1							
12	A	Michigan		0 8		45	A	Northwestern		15 14		66	N	Oklahoma St.		3 1		148	A	UNI		10 1							
12	A	Michigan		6 8		45	A	Northwestern		12 7		71	H	Illinois		5 8		156	N	Dayton		3 0							
12	A	Michigan		3 5								71	H	Illinois		3 6		166	N	Western Ill.		12 4							
16	A	Louisville		4 6								84	A	North Texas		4 1		167	N	Texas St.		5 4							
16	A	Louisville		6 2								94	A	Drake		18 0		200	N	St. John's (NY)		1 3							
20	N	Stanford		7 6														203	N	CSU Bakersfield		5 3							
21	N	La.-Lafayette		13 10														214	N	Radford		10 0							
21	N	La.-Lafayette		0 11																									
23	H	Wisconsin		0 8																									
23	H	Wisconsin		2 1																									
23	H	Wisconsin		0 3																									
						LAST 10 GAMES																							
						134 H Penn St.						5 0						71 H Illinois						3 6					
						134 H Penn St.						5 6						12 A Michigan						6 8					
						134 H Penn St.						3 6						12 A Michigan						0 8					
						148 A UNI						10 1						12 A Michigan						3 5					
						71 H Illinois						5 8						45 A Northwestern						3 11					

Non-Div. I Games:

Iowa

Average RPI Win: 120		WON-LOST RECORD	WINNING PCT. RANK	LAST 10 GAMES	STRENGTH OF SCHEDULE	OPP. STRENGTH OF SCHEDULE	TEAM RPI	ADJ RPI	CONF. RPI	ADJ CONF. RPI				
Average RPI Loss: 41														
DIV. I ONLY		35-18-0	.66038 58	6-4-0	33	26	31	.59446 35	1	2				
DIV. I NON-CONF.		23-9-0	.71875 40	0-2-0	152	94	54	.56216 53	2	2				
<hr/>														
TOTALS		RPI 1-25		RPI 26-50		W-L RECORDS		RPI 51-100		RPI 101-150		RPI 150+		
35-18-0		4-8-0		3-6-0		OVERALL		11-2-0		5-1-0		12-1-0		
22-8-0		3-3-0		1-2-0		HOME		7-2-0		2-0-0		9-1-0		
8-6-0		1-2-0		2-4-0		AWAY		4-0-0		1-0-0		0-0-0		
5-4-0		0-3-0		0-0-0		NEUTRAL		0-0-0		2-1-0		3-0-0		
<hr/>														
23-9-0		0-3-0		1-2-0		NON-CONFERENCE		5-2-0		5-1-0		12-1-0		
16-5-0		0-0-0		1-2-0		HOME		4-2-0		2-0-0		9-1-0		
2-0-0		0-0-0		0-0-		AWAY		1-0-0		1-0-0		0-0-0		
5-4-0		0-3-0		0-0-0		NEUTRAL		0-0-0		2-1-0		3-0-0		
<hr/>														
12-9-0		4-5-0		2-4-0		CONFERENCE		6-0-0		0-0-0		0-0-0		
6-3-0		3-3-0		0-0-0		HOME		3-0-0		0-0-0		0-0-0		
6-6-0		1-2-0		2-4-0		AWAY		3-0-0		0-0-0		0-0-0		
0-0-0		0-0-0		0-0-0		NEUTRAL		0-0-0		0-0-0		0-0-0		
<hr/>														
RPI	S	Opponent	Score		RPI	S	Opponent	Score		RPI	S	Opponent	Score	
1	N	Oklahoma	0	5	27	A	Arkansas	1	8	54	H	Ohio St.	6	1
3	A	Florida	3	2	27	A	Arkansas	2	5	54	H	Ohio St.	4	5
3	A	Florida	0	5	27	A	Arkansas	3	5	59	A	Auburn	2	0
3	A	Florida	2	5	41	A	South Carolina	2	6	59	A	Auburn	9	8
9	N	Washington	2	14	41	A	South Carolina	2	0	59	A	Auburn	9	3
10	H	Tennessee	2	9	41	A	South Carolina	7	6	65	H	Ole Miss	14	5
10	H	Tennessee	3	10	45	H	Northwestern	6	5	65	H	Ole Miss	6	0
10	H	Tennessee	1	6	46	H	USC Upstate	5	8	65	H	Ole Miss	12	4
17	H	Texas A&M	6	3	48	H	Georgia St.	7	10	72	H	North Dakota St.	0	3
17	H	Texas A&M	3	1						72	H	North Dakota St.	4	1
17	H	Texas A&M	12	7						79	H	Ga. Southern	6	3
20	N	Stanford	0	6						82	A	Georgia Tech	14	1
										82	H	Georgia Tech	20	1
<hr/>														
LAST 10 GAMES														
3 A Florida 0 5											17 H Texas A&M 12 7			
3 A Florida 2 5											17 H Texas A&M 3 1			
3 A Florida 3 2											46 H USC Upstate 5 8			
48 H Georgia St. 7 10											41 A South Carolina 2 0			
17 H Texas A&M 6 3											41 A South Carolina 7 6			

Non-Div. I Games:

Georgia

UAB

Average RPI Win: 130		WON-LOST RECORD		WINNING PCT. RANK		LAST 10 GAMES		STRENGTH OF SCHEDULE		OPP. STRENGTH OF SCHEDULE		TEAM RPI		ADJ RPI		CONF. RPI		ADJ CONF. RPI	
Average RPI Loss: 60																			
DIV. I ONLY		32-13-0		.71111 37		7-3-0		75		53		36		.58926 36		10		10	
DIV. I NON-CONF.		14-11-0		.56 104		1-3-0		19		20		42		.57873 41		9		9	
TOTALS		RPI 1-25		RPI 26-50		W-L RECORDS		RPI 51-100		RPI 101-150		RPI 150+							
32-13-0		1-6-0		3-2-0		OVERALL		11-2-0		3-2-0		14-1-0							
14-4-0		0-2-0		1-0-0		HOME		4-0-0		2-1-0		7-1-0							
11-6-0		0-3-0		2-1-0		AWAY		4-1-0		0-1-0		5-0-0							
7-3-0		1-1-0		0-1-0		NEUTRAL		3-1-0		1-0-0		2-0-0							
14-11-0		1-6-0		1-1-0		NON-CONFERENCE		6-2-0		1-1-0		5-1-0							
4-3-0		0-2-0		1-0-0		HOME		2-0-0		0-0-0		1-1-0							
3-5-0		0-3-0		0-0-		AWAY		1-1-0		0-1-0		2-0-0							
7-3-0		1-1-0		0-1-0		NEUTRAL		3-1-0		1-0-0		2-0-0							
18-2-0		0-0-0		2-1-0		CONFERENCE		5-0-0		2-1-0		9-0-0							
10-1-0		0-0-0		0-0-0		HOME		2-0-0		2-1-0		6-0-0							
8-1-0		0-0-0		2-1-0		AWAY		3-0-0		0-0-0		3-0-0							
0-0-0		0-0-0		0-0-0		NEUTRAL		0-0-0		0-0-0		0-0-0							
RPI S	Opponent	Score		RPI S	Opponent	Score		RPI S	Opponent	Score		RPI S	Opponent	Score					
7 A	Alabama	0	11	26 A	Tulsa	9	7	51 A	Kennesaw St.	3	0	107 N	Murray St.	2	0				
7 H	Alabama	4	8	26 A	Tulsa	1	4	51 A	Kennesaw St.	1	6	115 A	Troy	1	2				
9 N	Washington	4	8	26 A	Tulsa	1	0	52 H	Lipscomb	1	0	136 H	East Carolina	2	1				
9 N	Washington	4	3	30 H	Mississippi St.	2	1	52 H	Lipscomb	8	1	136 H	East Carolina	2	4				
15 A	South Ala.	0	3	30 N	Mississippi St.	2	3	65 N	Ole Miss	5	3	136 H	East Carolina	7	4				
15 H	South Ala.	2	8					73 N	SIU Edwardsville	7	6	151 N	St. Mary's (CA)	5	0				
22 A	Hawaii	2	7					80 A	UCF	4	0	171 H	Nicholls St.	4	1				
								80 A	UCF	5	1	185 A	Memphis	11	1				
								80 A	UCF	8	2	185 A	Memphis	6	4				
								85 N	UT Martin	0	2	185 A	Memphis	7	5				
								89 H	Marshall	2	0	186 H	Southern Miss.	1	0				
								89 H	Marshall	1	0	186 H	Southern Miss.	6	0				
								93 N	Eastern Ky.	6	1	186 H	Southern Miss.	2	0				
												226 N	IUPUI	3	0				
												238 H	UTEP	5	1				
												238 H	UTEP	7	2				
												238 H	UTEP	4	1				
												262 A	Alabama St.	4	0				
												262 A	Alabama St.	11	1				
												262 H	Alabama St.	2	3				

Average RPI Win:	131	WON-LOST RECORD		WINNING PCT. RANK		LAST 10 GAMES		STRENGTH OF SCHEDULE		OPP. STRENGTH OF SCHEDULE		TEAM RPI		ADJ RPI		CONF. RPI		ADJ CONF. RPI					
DIV. I ONLY		35-16-0		.68627	45	6-4-0		74		35		40		.58755	37	10		10					
DIV. I NON-CONF.		18-12-0		.6	82	1-3-0		23		1		35		.59104	34	9		9					
TOTALS		RPI 1-25		RPI 26-50		W-L RECORDS		RPI 51-100		RPI 101-150		RPI 150+											
35-16-0		1-7-0		4-2-0		OVERALL		8-6-0		8-1-0		14-0-0											
17-10-0		0-2-0		4-2-0		HOME		6-5-0		2-1-0		5-0-0											
18-6-0		1-5-0		0-0-0		AWAY		2-1-0		6-0-0		9-0-0											
0-0-0		0-0-0		0-0-0		NEUTRAL		0-0-0		0-0-0		0-0-0											
18-12-0		1-7-0		2-1-0		NON-CONFERENCE		5-3-0		5-1-0		5-0-0											
12-6-0		0-2-0		2-1-0		HOME		3-2-0		2-1-0		5-0-0											
6-6-0		1-5-0		0-0-		AWAY		2-1-0		3-0-0		0-0-0											
0-0-0		0-0-0		0-0-0		NEUTRAL		0-0-0		0-0-0		0-0-0											
17-4-0		0-0-0		2-1-0		CONFERENCE		3-3-0		3-0-0		9-0-0											
5-4-0		0-0-0		2-1-0		HOME		3-3-0		0-0-0		0-0-0											
12-0-0		0-0-0		0-0-0		AWAY		0-0-0		3-0-0		9-0-0											
0-0-0		0-0-0		0-0-0		NEUTRAL		0-0-0		0-0-0		0-0-0											
RPI	S	Opponent		Score		RPI	S	Opponent		Score		RPI	S	Opponent		Score		RPI	S	Opponent		Score	
1	A	Oklahoma		0	6	26	H	Tulsa		4	3	52	H	Lipscomb		10	1	132	A	BYU		9	3
1	A	Oklahoma		1	4	26	H	Tulsa		0	2	52	H	Lipscomb		2	4	132	A	BYU		3	2
2	H	Texas		0	15	26	H	Tulsa		3	2	66	A	Oklahoma St.		4	3	132	A	BYU		7	3
7	H	Alabama		3	6	34	H	Iowa		1	4	66	A	Oklahoma St.		4	1	136	A	East Carolina		14	3
21	A	La.-Lafayette		5	10	40	H	DePaul		9	1	71	H	Illinois		5	7	136	A	East Carolina		7	2
21	A	La.-Lafayette		1	9	40	H	DePaul		5	0	71	H	Illinois		8	1	136	A	East Carolina		2	0
25	A	Baylor		1	4							75	A	Sam Houston St.		4	5	144	H	Lamar		10	9
25	A	Baylor		5	3							80	H	UCF		2	1	144	H	Lamar		8	0
												80	H	UCF		3	4	149	H	UTSA		2	3
												80	H	UCF		4	0	167	H	Texas St.		7	0
												89	H	Marshall		6	4	167	H	Texas St.		3	1
												89	H	Marshall		1	13	167	H	Texas St.		7	5
												89	H	Marshall		4	5	179	H	Houston Baptist		8	0
												90	H	Purdue		3	1	185	A	Memphis		6	0
																		185	A	Memphis		6	0
																		185	A	Memphis		7	4
																		186	A	Southern Miss.		10	2
																		186	A	Southern Miss.		5	3
																		186	A	Southern Miss.		7	0
																		224	H	Jackson St.		3	2
																		238	A	UTEP		10	1
																		238	A	UTEP		17	2
																		238	A	UTEP		10	7
LAST 10 GAMES																							
						185	A	Memphis		7	4	26	H	Tulsa		0	2	238	A	UTEP		10	7
						185	A	Memphis		6	0	26	H	Tulsa		4	3						
						185	A	Memphis		6	0	26	H	Tulsa		3	2						
						25	A	Baylor		5	3	21	A	La.-Lafayette		1	9						
						25	A	Baylor		1	4	21	A	La.-Lafayette		5	10						

Non-Div. I Games:

Houston

Average RPI Win:		132	WON-LOST RECORD		WINNING PCT. RANK		LAST 10 GAMES		STRENGTH OF SCHEDULE		OPP. STRENGTH OF SCHEDULE		TEAM RPI		ADJ RPI		CONF. RPI		ADJ CONF. RPI					
DIV. I ONLY			38-18-0		.67857		52		6-4-0		61		47		39		.58644		38		5		5	
DIV. I NON-CONF.			25-10-0		.71429		44		2-0-0		59		71		33		.59383		33		5		5	
TOTALS		RPI 1-25		RPI 26-50		W-L RECORDS		RPI 51-100		RPI 101-150		RPI 150+												
38-18-0		3-9-0		5-4-0		OVERALL		5-2-0		11-3-0		14-0-0												
23-2-0		0-0-0		4-1-0		HOME		4-1-0		5-0-0		10-0-0												
6-12-0		2-8-0		1-2-0		AWAY		0-0-0		3-2-0		0-0-0												
9-4-0		1-1-0		0-1-0		NEUTRAL		1-1-0		3-1-0		4-0-0												
25-10-0		2-7-0		2-1-0		NON-CONFERENCE		3-1-0		7-1-0		11-0-0												
13-0-0		0-0-0		2-0-0		HOME		2-0-0		2-0-0		7-0-0												
3-6-0		1-6-0		0-0-		AWAY		0-0-0		2-0-0		0-0-0												
9-4-0		1-1-0		0-1-0		NEUTRAL		1-1-0		3-1-0		4-0-0												
13-8-0		1-2-0		3-3-0		CONFERENCE		2-1-0		4-2-0		3-0-0												
10-2-0		0-0-0		2-1-0		HOME		2-1-0		3-0-0		3-0-0												
3-6-0		1-2-0		1-2-0		AWAY		0-0-0		1-2-0		0-0-0												
0-0-0		0-0-0		0-0-0		NEUTRAL		0-0-0		0-0-0		0-0-0												
RPI	S	Opponent		Score		RPI	S	Opponent		Score		RPI	S	Opponent		Score								
4	A	LSU		0 8		26	N	Tulsa		1 3		63	N	Ball St.		1 3								
4	A	LSU		3 1		31	H	Virginia Tech		3 2		72	H	North Dakota St.		4 0								
8	A	Arizona St.		4 7		31	H	Virginia Tech		5 1		82	H	Georgia Tech		7 1								
11	A	Kentucky		0 18		31	H	Virginia Tech		6 7		82	H	Georgia Tech		11 6								
16	A	Louisville		2 4		39	H	James Madison		5 3		82	H	Georgia Tech		5 8								
17	A	Texas A&M		1 3		39	H	James Madison		6 0		87	H	Appalachian St.		9 2								
17	A	Texas A&M		0 1		42	A	North Carolina St.		8 11		90	N	Purdue		2 1								
19	A	Florida St.		1 3		42	A	North Carolina St.		2 1														
19	A	Florida St.		1 9		42	A	North Carolina St.		1 3														
19	A	Florida St.		5 4																				
23	N	Wisconsin		2 4																				
25	N	Baylor		3 0																				
LAST 10 GAMES						LAST 10 GAMES						LAST 10 GAMES												
102 A Maryland						8 1						82 H Georgia Tech						7 1						
102 A Maryland						4 9						82 H Georgia Tech						5 8						
102 A Maryland						1 9						136 A East Carolina						8 0						
113 H UNC Greensboro						7 3						42 A North Carolina St.						1 3						
82 H Georgia Tech						11 6						42 A North Carolina St.						2 1						
												214 H Radford						7 3						
												214 H Radford						7 1						
												217 N Hampton						10 0						
												254 H Iona						6 2						
												256 N North Dakota						16 0						
												281 H N.C. Central						10 2						

Non-Div. I Games:

North Carolina

RPI	S	Opponent	Score	
281	H	N.C. Central	9	0

North Carolina

N
o
r
t
h
C
a
r
o
l
i
n
a

N
o
r
t
h
C
a
r
o
l
i
n
a

[illegible]

Non-Div. I Games:

James Madison

RPI	S	Opponent	Score	
225	H	George Mason	8	0
225	H	George Mason	3	2
225	H	George Mason	4	0
234	A	UNC Wilmington	6	1
234	A	UNC Wilmington	12	1
234	A	UNC Wilmington	11	2

Average RPI Win:		105	WON-LOST RECORD		WINNING PCT. RANK		LAST 10 GAMES		STRENGTH OF SCHEDULE		OPP. STRENGTH OF SCHEDULE		TEAM RPI		ADJ RPI		CONF. RPI		ADJ CONF. RPI				
DIV. I ONLY			28-18-0		.6087 84		5-5-0		39		34		43		.58477 40		8		9				
DIV. I NON-CONF.			14-12-0		.53846 123		1-1-0		16		7		43		.57869 42		7		8				
TOTALS		RPI 1-25		RPI 26-50		W-L RECORDS		RPI 51-100		RPI 101-150		RPI 150+											
28-18-0		1-5-0		4-8-0		OVERALL		9-2-0		9-3-0		5-0-0											
7-6-0		0-0-0		2-5-0		HOME		0-0-0		3-1-0		2-0-0											
10-3-0		0-0-0		0-2-0		AWAY		3-1-0		5-0-0		2-0-0											
11-9-0		1-5-0		2-1-0		NEUTRAL		6-1-0		1-2-0		1-0-0											
14-12-0		1-4-0		2-4-0		NON-CONFERENCE		6-2-0		4-2-0		1-0-0											
1-1-0		0-0-0		0-1-0		HOME		0-0-0		1-0-0		0-0-0											
2-3-0		0-0-0		0-0-		AWAY		0-1-0		2-0-0		0-0-0											
11-8-0		1-4-0		2-1-0		NEUTRAL		6-1-0		1-2-0		1-0-0											
14-6-0		0-1-0		2-4-0		CONFERENCE		3-0-0		5-1-0		4-0-0											
6-5-0		0-0-0		2-4-0		HOME		0-0-0		2-1-0		2-0-0											
8-0-0		0-0-0		0-0-0		AWAY		3-0-0		3-0-0		2-0-0											
0-1-0		0-1-0		0-0-0		NEUTRAL		0-0-0		0-0-0		0-0-0											
RPI	S	Opponent		Score		RPI	S	Opponent		Score		RPI	S	Opponent		Score							
2	N	Texas		0	9	29	N	Minnesota		1	0	56	N	Texas Tech		5	1	103	A	UNLV		9	0
2	N	Texas		3	8	37	A	Houston		1	9	60	A	Cal St. Fullerton		0	6	103	A	UNLV		2	1
2	N	Texas		0	13	37	A	Houston		0	5	62	N	Pacific		6	5	121	H	Pittsburgh		7	2
9	N	Washington		4	6	39	N	James Madison		5	7	64	A	Syracuse		11	0	121	H	Pittsburgh		0	2
12	N	Michigan		4	3	42	N	North Carolina St.		1	0	64	A	Syracuse		15	6	121	H	Pittsburgh		4	1
16	N	Louisville		2	8	43	H	South Fla.		3	4	64	A	Syracuse		16	2	130	H	Loyola Chicago		4	0
						43	H	South Fla.		2	1	71	N	Illinois		1	4	134	N	Penn St.		6	7
						43	H	South Fla.		0	3	76	N	New Mexico St.		6	1	140	N	Cal St. Northridge		2	4
						44	H	Notre Dame		2	5	80	N	UCF		11	0	140	N	Cal St. Northridge		7	1
						44	H	Notre Dame		3	6	80	N	UCF		5	3	146	A	Providence		13	8
						44	H	Notre Dame		5	2	91	N	Fordham		4	2	146	A	Providence		5	3
						47	H	Illinois St.		4	5							146	A	Providence		13	6
																		160	H	Seton Hall		18	5
																		160	H	Seton Hall		5	4
																		200	A	St. John's (NY)		4	0
																		200	A	St. John's (NY)		11	0
																		267	N	Weber St.		13	2
						LAST 10 GAMES																	
						44	H	Notre Dame		5	2	200	A	St. John's (NY)		4	0						
						44	H	Notre Dame		3	6	43	H	South Fla.		3	4						
						44	H	Notre Dame		2	5	43	H	South Fla.		0	3						
						130	H	Loyola Chicago		4	0	43	H	South Fla.		2	1						
						200	A	St. John's (NY)		11	0	47	H	Illinois St.		4	5						

Non-Div. I Games:

DePaul

Average RPI Win:	112	WON-LOST RECORD	WINNING PCT. RANK	LAST 10 GAMES	STRENGTH OF SCHEDULE	OPP. STRENGTH OF SCHEDULE	TEAM RPI	ADJ RPI	CONF. RPI	ADJ CONF. RPI	
DIV. I ONLY		30-20-0	.689	8-2-0	22	28	35	.58285	41	1	2
DIV. I NON-CONF.		23-6-0	.7931	3-0-0	134	124	36	.57979	39	2	2
<hr/>											
TOTALS	RPI 1-25	RPI 26-50		W-L RECORDS		RPI 51-100		RPI 101-150		RPI 150+	
30-20-0	1-11-0	4-4-0		OVERALL		11-2-0		5-2-0		9-1-0	
7-8-0	0-6-0	1-2-0		HOME		3-0-0		0-0-0		3-0-0	
11-9-0	1-5-0	3-1-0		AWAY		5-2-0		2-1-0		0-0-0	
12-3-0	0-0-0	0-1-0		NEUTRAL		3-0-0		3-1-0		6-1-0	
23-6-0	0-0-0	0-2-0		NON-CONFERENCE		9-1-0		5-2-0		9-1-0	
6-0-0	0-0-0	0-0-0		HOME		3-0-0		0-0-0		3-0-0	
5-3-0	0-0-0	0-0-		AWAY		3-1-0		2-1-0		0-0-0	
12-3-0	0-0-0	0-1-0		NEUTRAL		3-0-0		3-1-0		6-1-0	
7-14-0	1-11-0	4-2-0		CONFERENCE		2-1-0		0-0-0		0-0-0	
1-8-0	0-6-0	1-2-0		HOME		0-0-0		0-0-0		0-0-0	
6-6-0	1-5-0	3-0-0		AWAY		2-1-0		0-0-0		0-0-0	
0-0-0	0-0-0	0-0-0		NEUTRAL		0-0-0		0-0-0		0-0-0	
<hr/>											
RPI S	Opponent	Score		RPI S	Opponent	Score		RPI S	Opponent	Score	
4 A	LSU	4	1	30 A	Mississippi St.	8	3	51 N	Kennesaw St.	12	3
4 A	LSU	0	6	30 A	Mississippi St.	5	4	59 A	Auburn	1	7
4 A	LSU	0	4	30 A	Mississippi St.	3	0	59 A	Auburn	8	4
7 H	Alabama	3	5	35 H	Georgia	0	2	59 A	Auburn	3	1
7 H	Alabama	6	7	35 H	Georgia	6	2	68 N	FIU	8	0
7 H	Alabama	4	6	35 H	Georgia	6	7	79 A	Ga. Southern	7	2
11 H	Kentucky	3	4	43 A	South Fla.	3	5	80 A	UCF	1	3
11 H	Kentucky	1	3	45 N	Northwestern	1	3	86 A	Stetson	14	4
11 H	Kentucky	4	9					86 A	Stetson	15	7
13 A	Missouri	3	12					86 N	Stetson	8	3
13 A	Missouri	2	10					87 H	Appalachian St.	5	0
13 A	Missouri	0	8					92 H	Coastal Caro.	5	3
								92 H	Coastal Caro.	10	2

Non-Div. I Games:

South Carolina

Average RPI Win:	122	WON-LOST RECORD	WINNING PCT. RANK	LAST 10 GAMES	STRENGTH OF SCHEDULE	OPP. STRENGTH OF SCHEDULE	TEAM RPI	ADJ RPI	CONF. RPI	ADJ CONF. RPI					
DIV. I ONLY		30-18-1	.62245	77	9-1-0	40	55	42	.58197	42	5	5			
DIV. I NON-CONF.		17-11-1	.60345	81	1-0-0	15	81	39	.58419	37	5	5			

TOTALS	RPI 1-25	RPI 26-50		W-L RECORDS		RPI 51-100		RPI 101-150		RPI 150+					
30-18-1	0-8-0	5-4-0		OVERALL		6-4-0		10-2-0		9-0-1					
10-5-0	0-3-0	2-1-0		HOME		1-0-0		2-1-0		5-0-0					
16-5-0	0-0-0	3-1-0		AWAY		3-1-0		6-1-0		4-0-0					
4-8-1	0-5-0	0-1-0		NEUTRAL		2-2-0		2-0-0		0-0-1					
17-11-1	0-5-0	1-3-0		NON-CONFERENCE		5-2-0		5-1-0		6-0-1					
6-0-0	0-0-0	0-0-0		HOME		1-0-0		0-0-0		5-0-0					
7-3-0	0-0-0	1-0-		AWAY		2-0-0		3-1-0		1-0-0					
4-8-1	0-5-0	0-1-0		NEUTRAL		2-2-0		2-0-0		0-0-1					
13-7-0	0-3-0	4-1-0		CONFERENCE		1-2-0		5-1-0		3-0-0					
4-5-0	0-3-0	2-1-0		HOME		0-0-0		2-1-0		0-0-0					
9-2-0	0-0-0	2-0-0		AWAY		1-2-0		3-0-0		3-0-0					
0-0-0	0-0-0	0-0-0		NEUTRAL		0-0-0		0-0-0		0-0-0					
RPI	S	Opponent	Score	RPI	S	Opponent	Score	RPI	S	Opponent	Score				
1	N	Oklahoma	0 3	31	A	Virginia Tech	9 2	55	H	Kansas	5 2	102	H	Maryland	7 1
2	N	Texas	4 7	31	A	Virginia Tech	10 2	55	N	Kansas	3 2	102	H	Maryland	1 2
10	N	Tennessee	0 7	38	H	North Carolina	3 1	55	N	Kansas	0 8	102	H	Maryland	4 0
10	N	Tennessee	2 8	38	H	North Carolina	1 2	62	N	Pacific	3 6	111	A	Virginia	2 0
12	N	Michigan	0 1	38	H	North Carolina	11 8	68	A	FIU	1 0	111	A	Virginia	10 1
19	H	Florida St.	0 2	40	N	DePaul	0 1	68	A	FIU	11 3	111	A	Virginia	10 0
19	H	Florida St.	0 4	43	A	South Fla.	2 1	82	A	Georgia Tech	5 7	115	N	Troy	9 1
19	H	Florida St.	1 11	43	A	South Fla.	0 1	82	A	Georgia Tech	2 7	116	A	Campbell	7 5
				48	A	Georgia St.	1 5	82	A	Georgia Tech	12 4	116	A	Campbell	8 0
								92	N	Coastal Caro.	4 2	136	A	East Carolina	5 3
												136	A	East Carolina	2 5
												150	N	Georgetown	5 1
												168	H	Stony Brook	16 2
												169	H	Charlotte	2 0
												169	H	Charlotte	10 3
												202	A	Boston College	14 3
												202	A	Boston College	10 3
												202	A	Boston College	16 2
												208	A	Elon	11 0
												218	N	Northern Colo.	0 0
												278	H	N.C. A&T	20 0
												280	H	Lafayette	10 0

LAST 10 GAMES															
				202	A	Boston College	14 3	111	A	Virginia	10 1				
				202	A	Boston College	16 2	111	A	Virginia	10 0				
				202	A	Boston College	10 3	38	H	North Carolina	3 1				
				208	A	Elon	11 0	38	H	North Carolina	1 2				
				111	A	Virginia	2 0	38	H	North Carolina	11 8				

Average RPI Win:		142	WON-LOST RECORD		WINNING PCT. RANK	LAST 10 GAMES		STRENGTH OF SCHEDULE		OPP. STRENGTH OF SCHEDULE	TEAM RPI	ADJ RPI	CONF. RPI	ADJ CONF. RPI			
DIV. I ONLY			40-14-0		.74074	27		8-2-0		118	54	45	.58062	43	8	9	
DIV. I NON-CONF.			22-11-0		.66667	60		0-0-0		77	57	46	.5742	46	7	8	
TOTALS		RPI 1-25		RPI 26-50		W-L RECORDS		RPI 51-100		RPI 101-150		RPI 150+					
40-14-0		1-5-0		4-4-0		OVERALL		7-2-0		11-3-0		17-0-0					
26-7-0		1-3-0		2-1-0		HOME		7-1-0		7-2-0		9-0-0					
9-2-0		0-1-0		2-1-0		AWAY		0-0-0		3-0-0		4-0-0					
5-5-0		0-1-0		0-2-0		NEUTRAL		0-1-0		1-1-0		4-0-0					
22-11-0		1-5-0		2-3-0		NON-CONFERENCE		5-1-0		3-2-0		11-0-0					
17-5-0		1-3-0		2-1-0		HOME		5-0-0		2-1-0		7-0-0					
0-1-0		0-1-0		0-0-		AWAY		0-0-0		0-0-0		0-0-0					
5-5-0		0-1-0		0-2-0		NEUTRAL		0-1-0		1-1-0		4-0-0					
18-3-0		0-0-0		2-1-0		CONFERENCE		2-1-0		8-1-0		6-0-0					
9-2-0		0-0-0		0-0-0		HOME		2-1-0		5-1-0		2-0-0					
9-1-0		0-0-0		2-1-0		AWAY		0-0-0		3-0-0		4-0-0					
0-0-0		0-0-0		0-0-0		NEUTRAL		0-0-0		0-0-0		0-0-0					
RPI	S	Opponent		Score		RPI	S	Opponent		Score		RPI	S	Opponent		Score	
3	A	Florida		1	9	39	N	James Madison		0	1	64	H	Syracuse		3	2
3	H	Florida		1	3	40	A	DePaul		4	3	64	H	Syracuse		1	4
10	H	Tennessee		0	11	40	A	DePaul		1	2	64	H	Syracuse		2	1
11	H	Kentucky		3	6	40	A	DePaul		3	0	71	H	Illinois		3	2
12	H	Michigan		3	2	41	H	South Carolina		5	3	89	H	Marshall		8	0
21	N	La.-Lafayette		0	3	42	H	North Carolina St.		1	0	92	H	Coastal Caro.		5	1
						42	H	North Carolina St.		1	2	92	H	Coastal Caro.		5	2
						47	N	Illinois St.		0	7	95	H	Iowa St.		6	0
												99	N	Southern Ill.		4	5
								LAST 10 GAMES									
						64	H	Syracuse		2	1	40	A	DePaul		3	0
						64	H	Syracuse		3	2	40	A	DePaul		1	2
						64	H	Syracuse		1	4	146	H	Providence		5	0
						160	A	Seton Hall		6	3	146	H	Providence		10	0
						40	A	DePaul		4	3	146	H	Providence		8	0
												191	N	LIU Brooklyn		5	0
												200	H	St. John's (NY)		5	2
												200	H	St. John's (NY)		4	0
												204	H	Cornell		5	0
												220	H	Liberty		5	0
												223	H	Quinnipiac		7	4

Non-Div. I Games:

South Fla.

South Fla.

Through Games Of April 28, 2013

RPI	S	Opponent	Score	
260	N	Toledo	8	2
265	N	Rhode Island	3	0
270	H	Maine	11	0
272	N	Wagner	5	0

South Fla.

S
o
u
t
h
F
l
a
.

S
o
u
t
h
F
l
a
.

Average RPI Win: 140		WON-LOST	WINNING	LAST 10	STRENGTH OF		OPP. STRENGTH	TEAM	ADJ	CONF.	ADJ CONF.
Average RPI Loss: 66		RECORD	PCT. RANK	GAMES	SCHEDULE		OF SCHEDULE	RPI	RPI	RPI	RPI
DIV. I ONLY		37-11-0	.77083	17	9-1-0		143	57	41	.57609	44
DIV. I NON-CONF.		20-9-0	.68966	54	1-0-0		119	49	52	.56162	55
TOTALS		RPI 1-25	RPI 26-50		W-L RECORDS		RPI 51-100		RPI 101-150		RPI 150+
37-11-0		0-4-0	2-4-0		OVERALL		4-0-0		16-1-0		15-2-0
7-2-0		0-0-0	0-0-0		HOME		0-0-0		5-0-0		2-2-0
15-3-0		0-0-0	2-3-0		AWAY		1-0-0		8-0-0		4-0-0
15-6-0		0-4-0	0-1-0		NEUTRAL		3-0-0		3-1-0		9-0-0
20-9-0		0-4-0	0-3-0		NON-CONFERENCE		4-0-0		6-1-0		10-1-0
0-1-0		0-0-0	0-0-0		HOME		0-0-0		0-0-0		0-1-0
5-2-0		0-0-0	0-0-		AWAY		1-0-0		3-0-0		1-0-0
15-6-0		0-4-0	0-1-0		NEUTRAL		3-0-0		3-1-0		9-0-0
17-2-0		0-0-0	2-1-0		CONFERENCE		0-0-0		10-0-0		5-1-0
7-1-0		0-0-0	0-0-0		HOME		0-0-0		5-0-0		2-1-0
10-1-0		0-0-0	2-1-0		AWAY		0-0-0		5-0-0		3-0-0
0-0-0		0-0-0	0-0-0		NEUTRAL		0-0-0		0-0-0		0-0-0
RPI S	Opponent	Score	RPI S	Opponent	Score	RPI S	Opponent	Score	RPI S	Opponent	Score
1 N	Oklahoma	5 7	32 N	Arizona	0 2	60 A	Cal St. Fullerton	3 0	102 N	Maryland	5 3
9 N	Washington	2 5	40 A	DePaul	6 3	76 N	New Mexico St.	2 1	114 H	Connecticut	11 1
23 N	Wisconsin	0 1	40 A	DePaul	2 5	76 N	New Mexico St.	5 0	114 H	Connecticut	6 0
23 N	Wisconsin	5 6	40 A	DePaul	5 2	82 N	Georgia Tech	6 2	119 N	Cal Poly	6 0
			45 A	Northwestern	3 11				119 N	Cal Poly	4 3
			49 A	San Diego St.	0 4				121 A	Pittsburgh	7 1
									121 A	Pittsburgh	7 0
									121 A	Pittsburgh	10 2
									122 A	Michigan St.	2 0
									123 N	UC Davis	4 5
									136 A	East Carolina	6 0
									136 A	East Carolina	9 1
									143 H	Rutgers	8 6
									143 H	Rutgers	5 1
									143 H	Rutgers	11 2
									150 A	Georgetown	15 3
									150 A	Georgetown	8 2
									153 N	Northern Ill.	3 2
									153 N	Northern Ill.	2 0
									157 H	Villanova	0 1
									157 H	Villanova	4 1
									157 H	Villanova	9 3
									160 A	Seton Hall	10 2
									160 A	Seton Hall	10 2
									160 A	Seton Hall	10 1
									169 A	Charlotte	5 1
									176 N	Fairfield	5 4
			LAST 10 GAMES								
			40 A	DePaul	2 5	121 A	Pittsburgh	7 0			
			40 A	DePaul	6 3	121 A	Pittsburgh	7 1			
			40 A	DePaul	5 2	121 A	Pittsburgh	10 2			
			114 H	Connecticut	6 0	122 A	Michigan St.	2 0			
			114 H	Connecticut	11 1	143 H	Rutgers	8 6			

Non-Div. I Games:

Notre Dame

Notre Dame

Average RPI Win:	111	WON-LOST RECORD	WINNING PCT. RANK	LAST 10 GAMES	STRENGTH OF SCHEDULE	OPP. STRENGTH OF SCHEDULE	TEAM RPI	ADJ RPI	CONF. RPI	ADJ CONF. RPI					
DIV. I ONLY		28-18-0	.6087	84	8-2-0	51	15	46	.57582	45	4	4			
DIV. I NON-CONF.		16-11-0	.59259	88	1-0-0	47	35	53	.56708	50	4	4			
<hr/>															
TOTALS	RPI 1-25	RPI 26-50		W-L RECORDS		RPI 51-100		RPI 101-150		RPI 150+					
28-18-0	1-7-0	5-8-0		OVERALL		8-0-0		6-2-0		8-1-0					
11-4-0	0-0-0	4-3-0		HOME		6-0-0		0-1-0		1-0-0					
4-5-0	0-4-0	0-1-0		AWAY		0-0-0		4-0-0		0-0-0					
13-9-0	1-3-0	1-4-0		NEUTRAL		2-0-0		2-1-0		7-1-0					
16-11-0	1-3-0	2-5-0		NON-CONFERENCE		2-0-0		3-2-0		8-1-0					
2-1-0	0-0-0	1-0-0		HOME		0-0-0		0-1-0		1-0-0					
1-1-0	0-0-0	0-0-		AWAY		0-0-0		1-0-0		0-0-0					
13-9-0	1-3-0	1-4-0		NEUTRAL		2-0-0		2-1-0		7-1-0					
12-7-0	0-4-0	3-3-0		CONFERENCE		6-0-0		3-0-0		0-0-0					
9-3-0	0-0-0	3-3-0		HOME		6-0-0		0-0-0		0-0-0					
3-4-0	0-4-0	0-0-0		AWAY		0-0-0		3-0-0		0-0-0					
0-0-0	0-0-0	0-0-0		NEUTRAL		0-0-0		0-0-0		0-0-0					
<hr/>															
RPI S	Opponent	Score		RPI S	Opponent	Score		RPI S	Opponent	Score		RPI S	Opponent	Score	
1 N	Oklahoma	4	7	29 H	Minnesota	6	2	71 H	Illinois	8	0	116 N	Campbell	6	2
6 A	Nebraska	4	5	29 H	Minnesota	4	2	71 H	Illinois	7	1	119 N	Cal Poly	10	0
6 A	Nebraska	1	14	29 H	Minnesota	9	14	71 H	Illinois	8	0	130 H	Loyola Chicago	0	1
10 N	Tennessee	3	2	32 N	Arizona	3	4	82 N	Georgia Tech	3	2	132 A	BYU	4	1
14 N	California	0	2	33 N	Oregon St.	1	12	83 N	Saint Joseph's	4	0	134 A	Penn St.	2	1
20 N	Stanford	2	5	33 N	Oregon St.	3	7	90 H	Purdue	6	2	134 A	Penn St.	17	14
23 A	Wisconsin	2	4	34 H	Iowa	11	3	90 H	Purdue	4	1	134 A	Penn St.	8	3
23 A	Wisconsin	1	3	34 H	Iowa	7	12	90 H	Purdue	6	4	135 N	Boise St.	3	11
				34 H	Iowa	14	15					152 N	Loyola Marymount	1	2
				35 A	Georgia	5	6					152 N	Loyola Marymount	7	3
				41 N	South Carolina	3	1					153 H	Northern Ill.	11	9
				44 H	Notre Dame	11	3					164 N	Massachusetts	8	0
				49 N	San Diego St.	5	7					184 N	Boston U.	5	0
												191 N	LIU Brooklyn	10	9
												203 N	CSU Bakersfield	5	0
												222 N	Middle Tenn.	8	1
												222 N	Middle Tenn.	5	1
<hr/>															
				LAST 10 GAMES											
				90 H	Purdue	6	2	134 A	Penn St.	2	1				
				90 H	Purdue	4	1	134 A	Penn St.	17	14				
				90 H	Purdue	6	4	134 A	Penn St.	8	3				
				23 A	Wisconsin	1	3	153 H	Northern Ill.	11	9				
				23 A	Wisconsin	2	4	34 H	Iowa	11	3				

Non-Div. I Games:

Northwestern

Average RPI Win:		157	WON-LOST RECORD		WINNING PCT. RANK		LAST 10 GAMES		STRENGTH OF SCHEDULE		OPP. STRENGTH OF SCHEDULE		TEAM RPI		ADJ RPI		CONF. RPI		ADJ CONF. RPI					
DIV. I ONLY			37-9-0		.80435		13		4-6-0		166		95		44		.57525		46		7		7	
DIV. I NON-CONF.			20-3-0		.86957		10		1-1-0		270		164		62		.55153		65		10		10	
TOTALS		RPI 1-25		RPI 26-50				W-L RECORDS				RPI 51-100				RPI 101-150				RPI 150+				
37-9-0		0-2-0		2-2-0				OVERALL				11-4-0				3-0-0				21-1-0				
25-3-0		0-1-0		0-0-0				HOME				5-2-0				3-0-0				17-0-0				
12-6-0		0-1-0		2-2-0				AWAY				6-2-0				0-0-0				4-1-0				
0-0-0		0-0-0		0-0-0				NEUTRAL				0-0-0				0-0-0				0-0-0				
20-3-0		0-2-0		1-0-0				NON-CONFERENCE				0-1-0				3-0-0				16-0-0				
15-2-0		0-1-0		0-0-0				HOME				0-1-0				3-0-0				12-0-0				
5-1-0		0-1-0		1-0-				AWAY				0-0-0				0-0-0				4-0-0				
0-0-0		0-0-0		0-0-0				NEUTRAL				0-0-0				0-0-0				0-0-0				
17-6-0		0-0-0		1-2-0				CONFERENCE				11-3-0				0-0-0				5-1-0				
10-1-0		0-0-0		0-0-0				HOME				5-1-0				0-0-0				5-0-0				
7-5-0		0-0-0		1-2-0				AWAY				6-2-0				0-0-0				0-1-0				
0-0-0		0-0-0		0-0-0				NEUTRAL				0-0-0				0-0-0				0-0-0				
RPI	S	Opponent		Score		RPI	S	Opponent		Score		RPI	S	Opponent		Score		RPI	S	Opponent		Score		
3	A	Florida		0	11	35	A	Georgia		8	5	51	A	Kennesaw St.		7	5	105	H	Furman		5	0	
11	H	Kentucky		8	12	50	A	FGCU		2	10	51	A	Kennesaw St.		10	0	105	H	Furman		8	6	
						50	A	FGCU		3	0	51	A	Kennesaw St.		4	3	150	H	Georgetown		8	1	
						50	A	FGCU		1	3	52	A	Lipscomb		2	3	158	H	George Washington		6	0	
												52	A	Lipscomb		4	1	172	H	UMKC		7	1	
												52	A	Lipscomb		1	5	195	H	Presbyterian		9	1	
												53	H	North Florida		13	0	198	A	East Tenn. St.		2	3	
												53	H	North Florida		5	0	198	H	East Tenn. St.		11	0	
												53	H	North Florida		0	1	198	H	East Tenn. St.		12	0	
												77	A	Jacksonville		12	7	212	H	Western Caro.		9	1	
												77	A	Jacksonville		7	2	212	H	Western Caro.		9	0	
												86	H	Stetson		3	0	212	H	Western Caro.		1	0	
												86	H	Stetson		8	0	216	H	Northern Ky.		7	2	
												86	H	Stetson		6	4	216	H	Northern Ky.		10	2	
												87	H	Appalachian St.		3	6	216	H	Northern Ky.		3	1	
																		225	H	George Mason		8	0	
																		227	A	Gardner-Webb		2	1	
																		227	A	Gardner-Webb		10	3	
																		227	H	Gardner-Webb		8	0	
																		227	H	Gardner-Webb		5	2	
																		234	A	UNC Wilmington		6	0	
																		234	A	UNC Wilmington		4	3	
																		270	H	Maine		5	1	
																		281	H	N.C. Central		14	0	
																		290	H	Howard		18	0	
LAST 10 GAMES																								
198 A East Tenn. St.						2	3	35 A Georgia						8	5	270 H Maine						5	1	
87 H Appalachian St.						3	6	52 A Lipscomb						2	3	281 H N.C. Central						14	0	
50 A FGCU						3	0	52 A Lipscomb						4	1	290 H Howard						18	0	
50 A FGCU						2	10	52 A Lipscomb						1	5									
50 A FGCU						1	3	198 H East Tenn. St.						11	0									

Non-Div. I Games:

USC Upstate

Average RPI Win:	130	WON-LOST	WINNING	LAST 10	STRENGTH OF	OPP. STRENGTH	TEAM	ADJ	CONF.	ADJ CONF.		
Average RPI Loss:	82	RECORD	PCT. RANK	GAMES	SCHEDULE	OF SCHEDULE	RPI	RPI	RPI	RPI		
DIV. I ONLY		28-19-0	.59574	93	8-2-0	55	72	55	.57334	47	15	15
DIV. I NON-CONF.		15-12-0	.55556	107	0-0-0	4	15	32	.60473	31	13	13
<hr/>												
TOTALS	RPI 1-25	RPI 26-50		W-L RECORDS		RPI 51-100		RPI 101-150		RPI 150+		
28-19-0	3-7-0	4-1-0		OVERALL		3-5-0		7-2-0		11-4-0		
9-4-0	0-0-0	0-0-0		HOME		1-2-0		4-1-0		4-1-0		
7-6-0	1-3-0	1-0-0		AWAY		1-2-0		0-0-0		4-1-0		
12-9-0	2-4-0	3-1-0		NEUTRAL		1-1-0		3-1-0		3-2-0		
15-12-0	3-7-0	4-1-0		NON-CONFERENCE		1-1-0		3-1-0		4-2-0		
1-0-0	0-0-0	0-0-0		HOME		0-0-0		0-0-0		1-0-0		
2-3-0	1-3-0	1-0-		AWAY		0-0-0		0-0-0		0-0-0		
12-9-0	2-4-0	3-1-0		NEUTRAL		1-1-0		3-1-0		3-2-0		
13-7-0	0-0-0	0-0-0		CONFERENCE		2-4-0		4-1-0		7-2-0		
8-4-0	0-0-0	0-0-0		HOME		1-2-0		4-1-0		3-1-0		
5-3-0	0-0-0	0-0-0		AWAY		1-2-0		0-0-0		4-1-0		
0-0-0	0-0-0	0-0-0		NEUTRAL		0-0-0		0-0-0		0-0-0		
<hr/>												
RPI S	Opponent	Score		RPI S	Opponent	Score		RPI S	Opponent	Score		
8 A	Arizona St.	1	7	29 N	Minnesota	3	1	75 N	Sam Houston St.	6	8	
12 N	Michigan	1	2	29 N	Minnesota	5	1	75 N	Sam Houston St.	5	4	
12 N	Michigan	9	11	39 N	James Madison	2	3	94 A	Drake	1	4	
16 A	Louisville	3	9	40 A	DePaul	5	4	94 A	Drake	3	4	
17 N	Texas A&M	0	5	43 N	South Fla.	7	0	94 A	Drake	6	5	
21 N	La.-Lafayette	4	3					99 H	Southern Ill.	10	6	
21 N	La.-Lafayette	5	8					99 H	Southern Ill.	10	11	
24 N	Hofstra	3	2					99 H	Southern Ill.	3	9	
25 A	Baylor	0	5									
25 A	Baylor	8	0									
<hr/>												
				LAST 10 GAMES								
				148 H UNI				187 A Wichita St.				
				148 H UNI				187 A Wichita St.				
				148 H UNI				187 A Wichita St.				
				230 A Indiana St.				230 H Indiana St.				
				230 A Indiana St.				94 A Drake				
<hr/>												

Non-Div. I Games:

Illinois St.

Georgia St.

Average RPI Win:		130	WON-LOST RECORD		WINNING PCT. RANK		LAST 10 GAMES		STRENGTH OF SCHEDULE		OPP. STRENGTH OF SCHEDULE		TEAM RPI		ADJ RPI		CONF. RPI		ADJ CONF. RPI				
DIV. I ONLY			30-17-0		.6383 71		5-5-0		82		46		52		.57051 49		11		11				
DIV. I NON-CONF.			22-13-0		.62857 71		2-1-0		73		13		49		.57312 47		11		11				
TOTALS		RPI 1-25		RPI 26-50		W-L RECORDS		RPI 51-100		RPI 101-150		RPI 150+											
30-17-0		0-7-0		2-2-0		OVERALL		9-2-0		8-5-0		11-1-0											
15-5-0		0-3-0		1-0-0		HOME		1-1-0		7-1-0		6-0-0											
5-4-0		0-0-0		0-0-0		AWAY		3-1-0		1-2-0		1-1-0											
10-8-0		0-4-0		1-2-0		NEUTRAL		5-0-0		0-2-0		4-0-0											
22-13-0		0-7-0		2-2-0		NON-CONFERENCE		7-1-0		2-2-0		11-1-0											
10-4-0		0-3-0		1-0-0		HOME		1-1-0		2-0-0		6-0-0											
2-1-0		0-0-0		0-0-		AWAY		1-0-0		0-0-0		1-1-0											
10-8-0		0-4-0		1-2-0		NEUTRAL		5-0-0		0-2-0		4-0-0											
8-4-0		0-0-0		0-0-0		CONFERENCE		2-1-0		6-3-0		0-0-0											
5-1-0		0-0-0		0-0-0		HOME		0-0-0		5-1-0		0-0-0											
3-3-0		0-0-0		0-0-0		AWAY		2-1-0		1-2-0		0-0-0											
0-0-0		0-0-0		0-0-0		NEUTRAL		0-0-0		0-0-0		0-0-0											
RPI	S	Opponent		Score		RPI	S	Opponent		Score		RPI	S	Opponent		Score		RPI	S	Opponent		Score	
1	H	Oklahoma		0	4	32	N	Arizona		2	3	54	N	Ohio St.		5	0	111	N	Virginia		2	5
5	N	Oregon		1	3	33	N	Oregon St.		5	9	56	N	Texas Tech		3	0	112	H	Fresno St.		3	2
5	N	Oregon		2	3	44	H	Notre Dame		4	0	57	H	Long Beach St.		4	5	112	H	Fresno St.		5	3
11	H	Kentucky		0	4	45	N	Northwestern		7	5	60	A	Cal St. Fullerton		2	1	112	H	Fresno St.		0	4
13	N	Missouri		1	2							64	N	Syracuse		3	0	119	H	Cal Poly		5	2
14	N	California		0	1							69	N	Creighton		5	2	129	H	New Mexico		4	1
18	H	UCLA		0	7							70	H	San Jose St.		2	0	129	H	New Mexico		5	0
												95	N	Iowa St.		7	4	129	H	New Mexico		1	0
												98	A	Nevada		6	3	132	H	BYU		9	1
												98	A	Nevada		8	1	135	A	Boise St.		3	2
												98	A	Nevada		2	4	135	A	Boise St.		3	5
																		135	A	Boise St.		3	5
																		141	N	Stephen F. Austin		1	2
																		151	N	St. Mary's (CA)		7	0
																		160	N	Seton Hall		9	0
																		177	H	Bryant		13	6
																		180	A	San Diego		4	1
																		180	H	San Diego		3	1
																		183	N	Western Mich.		5	1
																		192	H	Miami (OH)		13	0
																		210	A	UC Riverside		5	6
																		210	H	UC Riverside		9	1
																		211	N	Buffalo		4	2
																		241	H	Utah St.		4	1
																		254	H	Iona		10	7
					LAST 10 GAMES																		
						112	H	Fresno St.		0	4	135	A	Boise St.		3	2						
						112	H	Fresno St.		3	2	180	A	San Diego		4	1						
						112	H	Fresno St.		5	3	210	A	UC Riverside		5	6						
						135	A	Boise St.		3	5	60	A	Cal St. Fullerton		2	1						
						135	A	Boise St.		3	5	98	A	Nevada		2	4						

Non-Div. I Games:

San Diego St.

FGCU				Through Games Of April 28, 2013											
Average RPI Win: 141		WON-LOST	WINNING	LAST 10	STRENGTH OF		OPP. STRENGTH	TEAM	ADJ		CONF.	ADJ CONF.			
Average RPI Loss: 55		RECORD	PCT. RANK	GAMES	SCHEDULE		OF SCHEDULE	RPI	RPI		RPI	RPI			
DIV. I ONLY		35-16-0	.68627	45	8-2-0		96		69	47	.56718	50	7	7	
DIV. I NON-CONF.		19-9-0	.67857	58	0-0-0		137		72	60	.55512	63	10	10	
TOTALS		RPI 1-25	RPI 26-50		W-L RECORDS		RPI 51-100		RPI 101-150		RPI 150+				
35-16-0		0-3-0	2-3-0		OVERALL		12-8-0		4-1-0		17-1-0				
22-7-0		0-1-0	2-2-0		HOME		9-4-0		2-0-0		9-0-0				
8-6-0		0-2-0	0-0-0		AWAY		2-3-0		0-0-0		6-1-0				
5-3-0		0-0-0	0-1-0		NEUTRAL		1-1-0		2-1-0		2-0-0				
19-9-0		0-3-0	0-2-0		NON-CONFERENCE		5-3-0		4-1-0		10-0-0				
11-3-0		0-1-0	0-1-0		HOME		3-1-0		2-0-0		6-0-0				
3-3-0		0-2-0	0-0-		AWAY		1-1-0		0-0-0		2-0-0				
5-3-0		0-0-0	0-1-0		NEUTRAL		1-1-0		2-1-0		2-0-0				
16-7-0		0-0-0	2-1-0		CONFERENCE		7-5-0		0-0-0		7-1-0				
11-4-0		0-0-0	2-1-0		HOME		6-3-0		0-0-0		3-0-0				
5-3-0		0-0-0	0-0-0		AWAY		1-2-0		0-0-0		4-1-0				
0-0-0		0-0-0	0-0-0		NEUTRAL		0-0-0		0-0-0		0-0-0				
RPI S	Opponent	Score		RPI S	Opponent	Score		RPI S	Opponent	Score		RPI S	Opponent	Score	
7 H	Alabama	1	2	29 H	Minnesota	0	3	51 A	Kennesaw St.	1	4	109 N	Kent St.	1	3
20 A	Stanford	0	8	29 N	Minnesota	1	4	51 A	Kennesaw St.	11	3	122 H	Michigan St.	6	0
20 A	Stanford	1	2	46 H	USC Upstate	10	2	51 A	Kennesaw St.	2	3	128 H	Albany (NY)	6	0
				46 H	USC Upstate	0	3	52 H	Lipscomb	3	5	130 N	Loyola Chicago	5	2
				46 H	USC Upstate	3	1	52 H	Lipscomb	1	6	146 N	Providence	10	2
								52 H	Lipscomb	5	7	151 A	St. Mary's (CA)	5	3
								62 N	Pacific	6	10	151 A	St. Mary's (CA)	4	3
								62 N	Pacific	8	5	154 A	Mercer	6	7
								68 A	FIU	2	3	154 A	Mercer	15	7
								68 A	FIU	10	0	154 A	Mercer	12	5
								77 H	Jacksonville	10	9	157 H	Villanova	7	3
								77 H	Jacksonville	7	5	183 N	Western Mich.	7	1
								77 H	Jacksonville	6	5	187 H	Wichita St.	6	2
								79 H	Ga. Southern	2	4	194 H	Dartmouth	3	2
								86 H	Stetson	5	3	198 A	East Tenn. St.	5	0
								86 H	Stetson	5	4	198 A	East Tenn. St.	10	9
								86 H	Stetson	10	4	199 H	Valparaiso	11	10
								87 H	Appalachian St.	6	3	216 H	Northern Ky.	2	1
								95 H	Iowa St.	7	6	216 H	Northern Ky.	4	3
								99 H	Southern Ill.	6	0	216 H	Northern Ky.	2	0
												269 H	St. Bonaventure	14	6
												270 H	Maine	3	2
												270 N	Maine	8	0
				LAST 10 GAMES											
				216 H	Northern Ky.	2	1	46 H	USC Upstate	3	1				
				216 H	Northern Ky.	2	0	77 H	Jacksonville	7	5				
				216 H	Northern Ky.	4	3	77 H	Jacksonville	10	9				
				46 H	USC Upstate	0	3	77 H	Jacksonville	6	5				
				46 H	USC Upstate	10	2	51 A	Kennesaw St.	2	3				

Non-Div. I Games:

FGCU

Average RPI Win: 135		WON-LOST	WINNING	LAST 10	STRENGTH OF		OPP. STRENGTH	TEAM	ADJ		CONF.	ADJ CONF.
Average RPI Loss: 73		RECORD	PCT. RANK	GAMES	SCHEDULE		OF SCHEDULE	RPI	RPI		RPI	RPI
DIV. I ONLY		34-18-0	.65385	60	72		91	49	.56467		51	7
DIV. I NON-CONF.		18-8-0	.69231	51	136		108	59	.55652		60	10
TOTALS		RPI 1-25	RPI 26-50		W-L RECORDS		RPI 51-100		RPI 101-150		RPI 150+	
34-18-0		0-0-0	3-9-0		OVERALL		12-7-0		3-0-0		16-2-0	
21-9-0		0-0-0	3-7-0		HOME		5-2-0		1-0-0		12-0-0	
10-8-0		0-0-0	0-1-0		AWAY		6-3-0		2-0-0		2-2-0	
3-1-0		0-0-0	0-1-0		NEUTRAL		1-0-0		0-0-0		2-0-0	
18-8-0		0-0-0	1-5-0		NON-CONFERENCE		5-2-0		3-0-0		9-1-0	
11-5-0		0-0-0	1-3-0		HOME		2-2-0		1-0-0		7-0-0	
4-2-0		0-0-0	0-0-		AWAY		2-0-0		2-0-0		0-1-0	
3-1-0		0-0-0	0-1-0		NEUTRAL		1-0-0		0-0-0		2-0-0	
16-10-0		0-0-0	2-4-0		CONFERENCE		7-5-0		0-0-0		7-1-0	
10-4-0		0-0-0	2-4-0		HOME		3-0-0		0-0-0		5-0-0	
6-6-0		0-0-0	0-0-0		AWAY		4-5-0		0-0-0		2-1-0	
0-0-0		0-0-0	0-0-0		NEUTRAL		0-0-0		0-0-0		0-0-0	
RPI S	Opponent	Score	RPI S	Opponent	Score	RPI S	Opponent	Score	RPI S	Opponent	Score	
			31 H	Virginia Tech	3 4	52 A	Lipscomb	2 0	105 A	Furman	1 0	
			36 H	UAB	0 3	52 A	Lipscomb	3 4	105 A	Furman	4 3	
			36 H	UAB	6 1	52 A	Lipscomb	6 3	125 H	Bowling Green	5 0	
			41 N	South Carolina	3 12	53 A	North Florida	2 4	154 A	Mercer	2 4	
			46 H	USC Upstate	0 10	53 A	North Florida	1 2	154 H	Mercer	3 0	
			46 H	USC Upstate	3 4	53 A	North Florida	4 3	154 H	Mercer	2 1	
			46 H	USC Upstate	5 7	68 N	FIU	5 2	173 H	Samford	3 2	
			48 A	Georgia St.	0 1	73 H	SIU Edwardsville	1 0	175 H	Tennessee Tech	3 0	
			48 H	Georgia St.	3 7	77 H	Jacksonville	10 4	178 H	Missouri St.	12 8	
			50 H	FGCU	4 1	77 H	Jacksonville	1 0	198 A	East Tenn. St.	8 1	
			50 H	FGCU	3 11	77 H	Jacksonville	4 3	198 A	East Tenn. St.	1 0	
			50 H	FGCU	3 2	79 A	Ga. Southern	6 2	201 H	Eastern Mich.	7 0	
						82 A	Georgia Tech	9 8	201 H	Eastern Mich.	6 5	
						82 H	Georgia Tech	3 17	205 H	Butler	6 2	
						85 H	UT Martin	4 5	216 H	Northern Ky.	2 1	
						86 A	Stetson	2 4	216 H	Northern Ky.	3 0	
						86 A	Stetson	11 8	216 H	Northern Ky.	1 0	
						86 A	Stetson	0 8	226 H	IUPUI	1 0	
						92 H	Coastal Caro.	1 0	262 A	Alabama St.	3 4	
									262 N	Alabama St.	4 2	
									262 N	Alabama St.	5 0	
LAST 10 GAMES												
			198 A	East Tenn. St.	1 0	77 H	Jacksonville	4 3				
			198 A	East Tenn. St.	8 1	77 H	Jacksonville	10 4				
			36 H	UAB	0 3	77 H	Jacksonville	1 0				
			36 H	UAB	6 1	262 A	Alabama St.	3 4				
			82 A	Georgia Tech	9 8	86 A	Stetson	2 4				

Non-Div. I Games:

Kennesaw St.

Average RPI Win: 139		WON-LOST RECORD		WINNING PCT. RANK		LAST 10 GAMES		STRENGTH OF SCHEDULE		OPP. STRENGTH OF SCHEDULE		TEAM RPI		ADJ RPI		CONF. RPI		ADJ CONF. RPI					
DIV. I ONLY		29-22-0		.56863 108		6-4-0		35		79		51		.56154 52		7		7					
DIV. I NON-CONF.		14-14-0		.5 137		1-2-0		71		60		92		.52758 94		10		10					
TOTALS		RPI 1-25		RPI 26-50		W-L RECORDS		RPI 51-100		RPI 101-150		RPI 150+											
29-22-0		0-3-0		7-8-0		OVERALL		4-9-0		0-1-0		18-1-0											
9-11-0		0-1-0		2-3-0		HOME		3-6-0		0-0-0		4-1-0											
14-8-0		0-1-0		4-3-0		AWAY		1-2-0		0-1-0		9-0-0											
6-3-0		0-1-0		1-1-0		NEUTRAL		0-1-0		0-0-0		5-0-0											
14-14-0		0-3-0		2-7-0		NON-CONFERENCE		0-2-0		0-1-0		12-1-0											
4-5-0		0-1-0		0-2-0		HOME		0-1-0		0-0-0		4-1-0											
4-6-0		0-1-0		1-0-		AWAY		0-0-0		0-1-0		3-0-0											
6-3-0		0-1-0		1-1-0		NEUTRAL		0-1-0		0-0-0		5-0-0											
15-8-0		0-0-0		5-1-0		CONFERENCE		4-7-0		0-0-0		6-0-0											
5-6-0		0-0-0		2-1-0		HOME		3-5-0		0-0-0		0-0-0											
10-2-0		0-0-0		3-0-0		AWAY		1-2-0		0-0-0		6-0-0											
0-0-0		0-0-0		0-0-0		NEUTRAL		0-0-0		0-0-0		0-0-0											
RPI	S	Opponent		Score		RPI	S	Opponent		Score		RPI	S	Opponent		Score							
10	A	Tennessee		0	6	28	H	Western Ky.		1	7	51	H	Kennesaw St.		3	6	108	A	Chattanooga		0	1
11	H	Kentucky		1	8	28	H	Western Ky.		2	8	51	H	Kennesaw St.		0	2	154	A	Mercer		3	1
21	N	La.-Lafayette		2	5	28	N	Western Ky.		1	5	51	H	Kennesaw St.		4	3	154	A	Mercer		8	0
						30	A	Mississippi St.		3	4	53	H	North Florida		4	5	154	A	Mercer		10	6
						34	N	Iowa		4	0	53	H	North Florida		8	0	167	N	Texas St.		7	3
						36	A	UAB		1	8	53	H	North Florida		1	5	175	H	Tennessee Tech		6	3
						36	A	UAB		0	1	77	A	Jacksonville		3	4	175	H	Tennessee Tech		6	5
						37	A	Houston		4	2	77	A	Jacksonville		1	3	178	N	Missouri St.		4	2
						37	A	Houston		1	10	77	A	Jacksonville		4	3	188	N	Ohio		6	0
						46	H	USC Upstate		5	1	78	N	Northwestern St.		1	2	192	N	Miami (OH)		11	9
						46	H	USC Upstate		1	4	86	H	Stetson		7	3	193	A	Austin Peay		15	0
						46	H	USC Upstate		3	2	86	H	Stetson		3	4	193	A	Austin Peay		8	6
						50	A	FGCU		7	5	97	H	IPFW		1	5	198	A	East Tenn. St.		8	0
						50	A	FGCU		5	3							198	A	East Tenn. St.		2	0
						50	A	FGCU		6	1							198	A	East Tenn. St.		7	0
																		219	H	Belmont		7	1
																		219	H	Belmont		4	3
																		222	A	Middle Tenn.		10	3
																		237	H	Wright St.		9	11
																		261	N	Niagara		17	1
						LAST 10 GAMES																	
						86	H	Stetson		7	3	154	A	Mercer		10	6						
						86	H	Stetson		3	4	28	H	Western Ky.		2	8						
						222	A	Middle Tenn.		10	3	28	H	Western Ky.		1	7						
						154	A	Mercer		3	1	46	H	USC Upstate		3	2						
						154	A	Mercer		8	0	46	H	USC Upstate		1	4						

Non-Div. I Games:

Lipscomb

Average RPI Win:		157	WON-LOST RECORD		WINNING PCT. RANK	LAST 10 GAMES		STRENGTH OF SCHEDULE		OPP. STRENGTH OF SCHEDULE	TEAM RPI	ADJ RPI	CONF. RPI	ADJ CONF. RPI			
Average RPI Loss:		85															
DIV. I ONLY			39-13-0		.75	24	8-2-0		152	115	48	.5598	53	7	7		
DIV. I NON-CONF.			22-7-0		.75862	32	0-0-0		213	179	70	.54258	75	10	10		
TOTALS		RPI 1-25		RPI 26-50		W-L RECORDS		RPI 51-100		RPI 101-150		RPI 150+					
39-13-0		0-1-0		1-4-0		OVERALL		11-5-0		5-0-0		22-3-0					
21-5-0		0-0-0		0-0-0		HOME		4-3-0		0-0-0		17-2-0					
10-5-0		0-1-0		1-2-0		AWAY		7-2-0		2-0-0		0-0-0					
8-3-0		0-0-0		0-2-0		NEUTRAL		0-0-0		3-0-0		5-1-0					
22-7-0		0-1-0		0-2-0		NON-CONFERENCE		3-2-0		5-0-0		14-2-0					
11-3-0		0-0-0		0-0-0		HOME		2-2-0		0-0-0		9-1-0					
3-1-0		0-1-0		0-0-		AWAY		1-0-0		2-0-0		0-0-0					
8-3-0		0-0-0		0-2-0		NEUTRAL		0-0-0		3-0-0		5-1-0					
17-6-0		0-0-0		1-2-0		CONFERENCE		8-3-0		0-0-0		8-1-0					
10-2-0		0-0-0		0-0-0		HOME		2-1-0		0-0-0		8-1-0					
7-4-0		0-0-0		1-2-0		AWAY		6-2-0		0-0-0		0-0-0					
0-0-0		0-0-0		0-0-0		NEUTRAL		0-0-0		0-0-0		0-0-0					
RPI	S	Opponent		Score		RPI	S	Opponent		Score		RPI	S	Opponent		Score	
19	A	Florida St.		1	3	31	N	Virginia Tech		3	5	51	H	Kennesaw St.		2	1
						31	N	Virginia Tech		1	3	51	H	Kennesaw St.		4	2
						46	A	USC Upstate		0	5	51	H	Kennesaw St.		3	4
						46	A	USC Upstate		0	13	52	A	Lipscomb		5	1
						46	A	USC Upstate		1	0	52	A	Lipscomb		5	4
												52	A	Lipscomb		0	8
												68	H	FIU		3	6
												68	H	FIU		3	6
												77	A	Jacksonville		4	2
												77	A	Jacksonville		6	1
												77	A	Jacksonville		3	1
												80	A	UCF		2	0
												86	A	Stetson		2	6
												86	A	Stetson		8	0
												96	H	Monmouth		4	3
												96	H	Monmouth		2	0
						LAST 10 GAMES											
						77	A	Jacksonville		4	2	216	H	Northern Ky.		9	2
						77	A	Jacksonville		3	1	86	A	Stetson		8	0
						77	A	Jacksonville		6	1	86	A	Stetson		2	6
						216	H	Northern Ky.		3	4	154	H	Mercer		5	4
						216	H	Northern Ky.		3	2	154	H	Mercer		5	4
												247	H	Mt. St. Mary's		9	0
												247	H	Mt. St. Mary's		8	0
												269	H	St. Bonaventure		4	1

Non-Div. I Games:

North Florida

RPI	S	Opponent	Score	
269	H	St. Bonaventure	8	4
273	H	Oakland	3	2
274	H	Delaware St.	2	0

North Florida

N
o
r
t
h
F
l
o
r
i
d
a

N
o
r
t
h
F
l
o
r
i
d
a

Ohio st

Ohio St.

Average RPI Win: 140		WON-LOST	WINNING	LAST 10	STRENGTH OF		OPP. STRENGTH	TEAM	ADJ		CONF.	ADJ CONF.			
Average RPI Loss: 74		RECORD	PCT. RANK	GAMES	SCHEDULE		OF SCHEDULE	RPI	RPI		RPI	RPI			
DIV. I ONLY		30-15-0	.66667	55	6-4-0		109	74	56	.55813	55	3	3		
DIV. I NON-CONF.		25-8-0	.75758	35	4-0-0		236	138	74	.54517	74	3	3		
TOTALS		RPI 1-25	RPI 26-50		W-L RECORDS		RPI 51-100		RPI 101-150		RPI 150+				
30-15-0		1-5-0	1-2-0		OVERALL		7-3-0		7-3-0		14-2-0				
3-5-0		1-5-0	0-0-0		HOME		0-0-0		0-0-0		2-0-0				
9-7-0		0-0-0	0-1-0		AWAY		5-3-0		3-1-0		1-2-0				
18-3-0		0-0-0	1-1-0		NEUTRAL		2-0-0		4-2-0		11-0-0				
25-8-0		0-0-0	1-2-0		NON-CONFERENCE		3-1-0		7-3-0		14-2-0				
2-0-0		0-0-0	0-0-0		HOME		0-0-0		0-0-0		2-0-0				
5-5-0		0-0-0	0-0-		AWAY		1-1-0		3-1-0		1-2-0				
18-3-0		0-0-0	1-1-0		NEUTRAL		2-0-0		4-2-0		11-0-0				
5-7-0		1-5-0	0-0-0		CONFERENCE		4-2-0		0-0-0		0-0-0				
1-5-0		1-5-0	0-0-0		HOME		0-0-0		0-0-0		0-0-0				
4-2-0		0-0-0	0-0-0		AWAY		4-2-0		0-0-0		0-0-0				
0-0-0		0-0-0	0-0-0		NEUTRAL		0-0-0		0-0-0		0-0-0				
RPI	S	Opponent	Score	RPI	S	Opponent	Score	RPI	S	Opponent	Score	RPI	S	Opponent	Score
2	H	Texas	0 5	42	A	North Carolina St.	2 5	56	A	Texas Tech	4 3	105	A	Furman	0 2
2	H	Texas	4 16	42	N	North Carolina St.	8 0	56	A	Texas Tech	4 0	105	A	Furman	4 0
2	H	Texas	4 5	42	N	North Carolina St.	2 3	56	A	Texas Tech	3 0	105	A	Furman	11 1
25	H	Baylor	1 6					59	A	Auburn	5 8	108	N	Chattanooga	6 1
25	H	Baylor	6 5					59	N	Auburn	11 10	112	N	Fresno St.	2 3
25	H	Baylor	4 5					63	N	Ball St.	8 7	122	N	Michigan St.	1 0
								66	A	Oklahoma St.	1 3	129	N	New Mexico	1 2
								66	A	Oklahoma St.	1 3	133	A	Fla. Atlantic	10 0
								66	A	Oklahoma St.	9 7	150	N	Georgetown	9 1
								68	A	FIU	6 3	150	N	Georgetown	5 2
												151	N	St. Mary's (CA)	3 1
												163	N	La.-Monroe	6 0
												167	N	Texas St.	4 2
												168	N	Stony Brook	12 0
												168	N	Stony Brook	7 1
												172	H	UMKC	4 0
												172	H	UMKC	11 0
												177	N	Bryant	10 2
												197	A	Sacramento St.	0 1
												201	N	Eastern Mich.	10 0
												230	N	Indiana St.	8 0
												236	A	A&M-Corpus Christi	11 3
												236	A	A&M-Corpus Christi	0 1
												278	N	N.C. A&T	17 0
												280	N	Lafayette	20 0
												283	N	Southern U.	14 0
				LAST 10 GAMES											
				25	H	Baylor	4 5	66	A	Oklahoma St.	1 3	236	A	A&M-Corpus Christi	0 1
				25	H	Baylor	6 5	66	A	Oklahoma St.	9 7	278	N	N.C. A&T	17 0
				25	H	Baylor	1 6	66	A	Oklahoma St.	1 3	280	N	Lafayette	20 0
				172	H	UMKC	4 0	105	A	Furman	11 1	283	N	Southern U.	14 0
				172	H	UMKC	11 0	105	A	Furman	4 0				

Non-Div. I Games:

Kansas

Average RPI Win:		139	WON-LOST RECORD		WINNING PCT. RANK	LAST 10 GAMES		STRENGTH OF SCHEDULE		OPP. STRENGTH OF SCHEDULE	TEAM RPI	ADJ RPI	CONF. RPI	ADJ CONF. RPI				
DIV. I ONLY			29-24-0		.54717	117	2-8-0		36	68	53	.55664	56	3	3			
DIV. I NON-CONF.			26-12-0		.68421	57	0-0-0		82	140	48	.56519	52	3	3			
TOTALS		RPI 1-25		RPI 26-50		W-L RECORDS		RPI 51-100		RPI 101-150		RPI 150+						
29-24-0		0-7-0		1-3-0		OVERALL		8-10-0		6-3-0		14-1-0						
9-12-0		0-6-0		0-0-0		HOME		2-5-0		2-0-0		5-1-0						
6-5-0		0-0-0		0-0-0		AWAY		4-4-0		1-1-0		1-0-0						
14-7-0		0-1-0		1-3-0		NEUTRAL		2-1-0		3-2-0		8-0-0						
26-12-0		0-1-0		1-3-0		NON-CONFERENCE		5-4-0		6-3-0		14-1-0						
9-3-0		0-0-0		0-0-0		HOME		2-2-0		2-0-0		5-1-0						
3-2-0		0-0-0		0-0-		AWAY		1-1-0		1-1-0		1-0-0						
14-7-0		0-1-0		1-3-0		NEUTRAL		2-1-0		3-2-0		8-0-0						
3-12-0		0-6-0		0-0-0		CONFERENCE		3-6-0		0-0-0		0-0-0						
0-9-0		0-6-0		0-0-0		HOME		0-3-0		0-0-0		0-0-0						
3-3-0		0-0-0		0-0-0		AWAY		3-3-0		0-0-0		0-0-0						
0-0-0		0-0-0		0-0-0		NEUTRAL		0-0-0		0-0-0		0-0-0						
RPI	S	Opponent		Score		RPI	S	Opponent		Score		RPI	S	Opponent		Score		
1	H	Oklahoma		7	13	26	N	Tulsa		1	5	55	H	Kansas		0	3	
1	H	Oklahoma		0	6	29	N	Minnesota		5	3	55	H	Kansas		0	4	
1	H	Oklahoma		0	9	40	N	DePaul		1	5	55	H	Kansas		3	4	
2	H	Texas		1	4	49	N	San Diego St.		0	3	66	A	Oklahoma St.		1	2	
2	H	Texas		1	4							66	A	Oklahoma St.		1	4	
2	H	Texas		6	8							66	A	Oklahoma St.		10	0	
16	N	Louisville		6	10							75	A	Sam Houston St.		0	4	
												75	N	Sam Houston St.		8	3	
												76	A	New Mexico St.		5	3	
												80	N	UCF		12	4	
												81	H	McNeese St.		3	2	
												81	H	McNeese St.		0	1	
												84	N	North Texas		3	5	
												95	A	Iowa St.		6	4	
												95	A	Iowa St.		15	5	
												95	A	Iowa St.		5	6	
												97	H	IPFW		4	5	
												97	H	IPFW		12	4	
								LAST 10 GAMES										
								2	H	Texas	1	4	95	A	Iowa St.		5	6
								2	H	Texas	1	4	1	H	Oklahoma		7	13
								2	H	Texas	6	8	1	H	Oklahoma		0	6
								95	A	Iowa St.	15	5	1	H	Oklahoma		0	9
								95	A	Iowa St.	6	4	55	H	Kansas		0	4

Non-Div. I Games:

Texas Tech

Average RPI Win:		133	WON-LOST RECORD		WINNING PCT. RANK	LAST 10 GAMES	STRENGTH OF SCHEDULE		OPP. STRENGTH OF SCHEDULE	TEAM RPI	ADJ RPI	CONF. RPI	ADJ CONF. RPI				
Average RPI Loss:		69															
DIV. I ONLY			32-20-0		.61538	81	6-4-0		83	64	60	.55641	57	9	8		
DIV. I NON-CONF.			18-13-0		.58065	96	0-0-0		75	53	68	.55113	67	8	7		
TOTALS		RPI 1-25	RPI 26-50		W-L RECORDS		RPI 51-100		RPI 101-150		RPI 150+						
32-20-0		2-6-0	1-3-0		OVERALL		7-5-0		11-4-0		11-2-0						
9-8-0		0-2-0	0-1-0		HOME		3-1-0		4-3-0		2-1-0						
9-4-0		2-1-0	1-0-0		AWAY		1-2-0		2-1-0		3-0-0						
14-8-0		0-3-0	0-2-0		NEUTRAL		3-2-0		5-0-0		6-1-0						
18-13-0		0-5-0	1-3-0		NON-CONFERENCE		4-2-0		5-1-0		8-2-0						
3-5-0		0-2-0	0-1-0		HOME		1-0-0		0-1-0		2-1-0						
1-0-0		0-0-0	1-0-		AWAY		0-0-0		0-0-0		0-0-0						
14-8-0		0-3-0	0-2-0		NEUTRAL		3-2-0		5-0-0		6-1-0						
14-7-0		2-1-0	0-0-0		CONFERENCE		3-3-0		6-3-0		3-0-0						
6-3-0		0-0-0	0-0-0		HOME		2-1-0		4-2-0		0-0-0						
8-4-0		2-1-0	0-0-0		AWAY		1-2-0		2-1-0		3-0-0						
0-0-0		0-0-0	0-0-0		NEUTRAL		0-0-0		0-0-0		0-0-0						
RPI S	Opponent	Score	RPI S	Opponent	Score	RPI S	Opponent	Score	RPI S	Opponent	Score						
5 N	Oregon	1 10	31 H	Virginia Tech	1 6	60 H	Cal St. Fullerton	7 4	103 N	UNLV	7 2						
10 N	Tennessee	0 7	32 N	Arizona	3 4	60 H	Cal St. Fullerton	1 0	104 H	Colorado St.	1 2						
15 H	South Ala.	1 4	33 N	Oregon St.	3 17	60 H	Cal St. Fullerton	1 4	112 N	Fresno St.	8 0						
17 N	Texas A&M	0 8	49 A	San Diego St.	5 4	62 A	Pacific	7 6	119 A	Cal Poly	0 2						
18 H	UCLA	3 6				62 A	Pacific	4 5	119 A	Cal Poly	5 4						
22 A	Hawaii	4 7				62 A	Pacific	5 6	119 A	Cal Poly	1 0						
22 A	Hawaii	11 3				64 N	Syracuse	7 6	124 H	UC Santa Barbara	5 2						
22 A	Hawaii	14 7				66 N	Oklahoma St.	3 1	124 H	UC Santa Barbara	6 0						
						70 N	San Jose St.	1 2	124 H	UC Santa Barbara	1 2						
						72 H	North Dakota St.	5 4	129 N	New Mexico	6 2						
						74 N	Utah	1 3	132 N	BYU	12 3						
						98 N	Nevada	8 1	135 N	Boise St.	6 2						
									140 H	Cal St. Northridge	2 0						
									140 H	Cal St. Northridge	2 4						
									140 H	Cal St. Northridge	1 0						
									164 N	Massachusetts	9 1						
									176 N	Fairfield	0 2						
									192 N	Miami (OH)	4 2						
									203 N	CSU Bakersfield	5 1						
									206 N	Seattle	16 9						
									210 A	UC Riverside	14 11						
									210 A	UC Riverside	6 2						
									210 A	UC Riverside	10 2						
									211 H	Buffalo	3 10						
									211 H	Buffalo	8 3						
									213 N	Harvard	3 2						
									237 N	Wright St.	7 4						
			LAST 10 GAMES														
			22 A	Hawaii	14 7	124 H	UC Santa Barbara	5 2									
			22 A	Hawaii	11 3	140 H	Cal St. Northridge	2 0									
			22 A	Hawaii	4 7	140 H	Cal St. Northridge	2 4									
			124 H	UC Santa Barbara	1 2	62 A	Pacific	5 6									
			124 H	UC Santa Barbara	6 0	62 A	Pacific	7 6									

Non-Div. I Games:

Long Beach St.

RPI	S	Opponent	Score	
244	H	Charleston So.	6	1

Long Beach St.

L
o
n
g
B
e
a
c
h
S
t
.

L
o
n
g
B
e
a
c
h
S
t
.

RPI	S	Opponent	Score	
254	H	Iona	7	0
254	N	Iona	16	0
262	N	Alabama St.	6	1
268	N	Brown	13	0
268	N	Brown	9	3
276	N	Detroit	7	2
276	N	Detroit	5	2

Neb. Omaha

N
e
b
.
O
m
a
h
a

N
e
b
.
O
m
a
h
a

Average RPI Win:	150	WON-LOST RECORD	WINNING PCT. RANK	LAST 10 GAMES	STRENGTH OF SCHEDULE	OPP. STRENGTH OF SCHEDULE	TEAM RPI	ADJ RPI	CONF. RPI	ADJ CONF. RPI	
DIV. I ONLY		30-20-0	.6 89	5-5-0	80	25	57	.55456 59	1	2	
DIV. I NON-CONF.		23-6-0	.7931 22	4-0-0	269	117	81	.53478 84	2	2	
<hr/>											
TOTALS	RPI 1-25	RPI 26-50		W-L RECORDS	RPI 51-100		RPI 101-150		RPI 150+		
30-20-0	2-8-0	3-8-0		OVERALL	5-2-0		3-2-0		17-0-0		
22-12-0	1-3-0	1-7-0		HOME	5-1-0		3-1-0		12-0-0		
7-6-0	1-5-0	2-1-0		AWAY	0-0-0		0-0-0		4-0-0		
1-2-0	0-0-0	0-0-0		NEUTRAL	0-1-0		0-1-0		1-0-0		
23-6-0	0-1-0	0-2-0		NON-CONFERENCE	3-1-0		3-2-0		17-0-0		
18-4-0	0-1-0	0-2-0		HOME	3-0-0		3-1-0		12-0-0		
4-0-0	0-0-0	0-0-		AWAY	0-0-0		0-0-0		4-0-0		
1-2-0	0-0-0	0-0-0		NEUTRAL	0-1-0		0-1-0		1-0-0		
7-14-0	2-7-0	3-6-0		CONFERENCE	2-1-0		0-0-0		0-0-0		
4-8-0	1-2-0	1-5-0		HOME	2-1-0		0-0-0		0-0-0		
3-6-0	1-5-0	2-1-0		AWAY	0-0-0		0-0-0		0-0-0		
0-0-0	0-0-0	0-0-0		NEUTRAL	0-0-0		0-0-0		0-0-0		
RPI S	Opponent	Score	RPI S	Opponent	Score	RPI S	Opponent	Score	RPI S	Opponent	Score
3 H	Florida	0 13	29 H	Minnesota	3 4	55 H	Kansas	8 5	105 H	Furman	9 1
3 H	Florida	5 4	30 A	Mississippi St.	7 5	55 N	Kansas	10 11	108 H	Chattanooga	4 6
3 H	Florida	0 2	30 A	Mississippi St.	3 4	65 H	Ole Miss	9 0	109 H	Kent St.	5 3
7 A	Alabama	0 8	30 A	Mississippi St.	8 3	65 H	Ole Miss	2 1	115 H	Troy	6 1
7 A	Alabama	1 13	35 H	Georgia	8 9	65 H	Ole Miss	9 11	129 N	New Mexico	1 2
7 A	Alabama	7 4	35 H	Georgia	0 2	87 H	Appalachian St.	10 0	169 H	Charlotte	2 1
10 A	Tennessee	1 6	35 H	Georgia	3 9	87 H	Appalachian St.	9 0	173 H	Samford	2 1
10 A	Tennessee	3 5	41 H	South Carolina	1 3				177 H	Bryant	10 0
10 A	Tennessee	0 6	41 H	South Carolina	4 8				186 H	Southern Miss.	3 1
19 H	Florida St.	3 6	41 H	South Carolina	7 1				193 H	Austin Peay	9 1
			48 H	Georgia St.	1 4				196 H	Army	8 0
									198 H	East Tenn. St.	11 3
									222 A	Middle Tenn.	5 2
									222 H	Middle Tenn.	7 3
									227 H	Gardner-Webb	10 0
									228 A	Tennessee St.	6 1
									228 H	Tennessee St.	3 2
									230 H	Indiana St.	7 1
									236 A	A&M-Corpus Christi	6 4
									262 A	Alabama St.	9 6
									283 H	Southern U.	14 0
									283 N	Southern U.	7 1
			LAST 10 GAMES								
			87 H	Appalachian St.	9 0	10 A	Tennessee	0 6			
			87 H	Appalachian St.	10 0	10 A	Tennessee	1 6			
			41 H	South Carolina	1 3	10 A	Tennessee	3 5			
			41 H	South Carolina	7 1	115 H	Troy	6 1			
			41 H	South Carolina	4 8	186 H	Southern Miss.	3 1			

Non-Div. I Games:

Auburn

Average RPI Win: 119		WON-LOST	WINNING	LAST 10	STRENGTH OF		OPP. STRENGTH	TEAM	ADJ		CONF.	ADJ CONF.											
Average RPI Loss: 66		RECORD	PCT. RANK	GAMES	SCHEDULE		OF SCHEDULE	RPI	RPI		RPI	RPI											
DIV. I ONLY		23-27-0	.46	160	7-3-0		31	51	76	.55429	60	9	8										
DIV. I NON-CONF.		15-17-0	.46875	156	2-0-0		7	9	58	.57159	48	8	7										
<hr/>																							
TOTALS		RPI 1-25		RPI 26-50		W-L RECORDS		RPI 51-100		RPI 101-150		RPI 150+											
23-27-0		4-9-0		2-5-0		OVERALL		3-4-0		6-7-0		8-2-0											
12-16-0		3-7-0		2-3-0		HOME		1-2-0		3-3-0		3-1-0											
8-5-0		1-0-0		0-0-0		AWAY		1-2-0		3-3-0		3-0-0											
3-6-0		0-2-0		0-2-0		NEUTRAL		1-0-0		0-1-0		2-1-0											
<hr/>																							
15-17-0		3-7-0		2-5-0		NON-CONFERENCE		2-2-0		3-1-0		5-2-0											
11-11-0		2-5-0		2-3-0		HOME		1-2-0		3-0-0		3-1-0											
1-0-0		1-0-0		0-0-		AWAY		0-0-0		0-0-0		0-0-0											
3-6-0		0-2-0		0-2-0		NEUTRAL		1-0-0		0-1-0		2-1-0											
<hr/>																							
8-10-0		1-2-0		0-0-0		CONFERENCE		1-2-0		3-6-0		3-0-0											
1-5-0		1-2-0		0-0-0		HOME		0-0-0		0-3-0		0-0-0											
7-5-0		0-0-0		0-0-0		AWAY		1-2-0		3-3-0		3-0-0											
0-0-0		0-0-0		0-0-0		NEUTRAL		0-0-0		0-0-0		0-0-0											
<hr/>																							
RPI	S	Opponent		Score		RPI	S	Opponent		Score		RPI	S	Opponent		Score							
1	H	Oklahoma		0	9	31	H	Virginia Tech		7	3	57	A	Long Beach St.		4	1						
5	N	Oregon		0	6	31	N	Virginia Tech		2	3	57	A	Long Beach St.		0	1						
8	H	Arizona St.		0	9	33	N	Oregon St.		5	9	57	A	Long Beach St.		4	7						
10	N	Tennessee		0	5	34	H	Iowa		0	7	74	H	Utah		0	1						
13	H	Missouri		0	7	40	H	DePaul		6	0	74	N	Utah		8	0						
13	H	Missouri		5	4	44	H	Notre Dame		0	3	81	H	McNeese St.		1	5						
18	A	UCLA		11	5	49	H	San Diego St.		1	2	81	H	McNeese St.		1	0						
20	H	Stanford		1	14																		
22	H	Hawaii		2	14																		
22	H	Hawaii		4	8																		
22	H	Hawaii		11	3																		
23	H	Wisconsin		0	1																		
23	H	Wisconsin		6	4																		
<hr/>																							
LAST 10 GAMES																							
123 A UC Davis						4	3	103 H UNLV						5	4	244 H Charleston So.						10	2
123 A UC Davis						0	1	210 A UC Riverside						11	0	267 N Weber St.						5	0
123 A UC Davis						2	3	210 A UC Riverside						3	1								
210 A UC Riverside						4	1	22 H Hawaii						11	3								
103 H UNLV						3	0	22 H Hawaii						2	14								

Non-Div. I Games:

Cal St. Fullerton

Average RPI Win:	175	WON-LOST RECORD	WINNING PCT. RANK	LAST 10 GAMES		STRENGTH OF SCHEDULE	OPP. STRENGTH OF SCHEDULE	TEAM RPI	ADJ RPI	CONF. RPI	ADJ CONF. RPI	
DIV. I ONLY		35-12-0	.74468	25	9-1-0	159	196	58	.55377	61	16	17
DIV. I NON-CONF.		15-9-0	.625	72	2-0-0	102	221	76	.53749	80	17	18
<hr/>												
TOTALS	RPI 1-25	RPI 26-50		W-L RECORDS		RPI 51-100		RPI 101-150		RPI 150+		
35-12-0	0-1-0	0-2-0		OVERALL		5-3-0		7-3-0		23-3-0		
14-0-0	0-0-0	0-0-0		HOME		1-0-0		3-0-0		10-0-0		
12-9-0	0-1-0	0-2-0		AWAY		3-2-0		1-2-0		8-2-0		
9-3-0	0-0-0	0-0-0		NEUTRAL		1-1-0		3-1-0		5-1-0		
15-9-0	0-1-0	0-2-0		NON-CONFERENCE		3-1-0		4-3-0		8-2-0		
3-0-0	0-0-0	0-0-0		HOME		1-0-0		0-0-0		2-0-0		
3-6-0	0-1-0	0-0-		AWAY		1-0-0		1-2-0		1-1-0		
9-3-0	0-0-0	0-0-0		NEUTRAL		1-1-0		3-1-0		5-1-0		
20-3-0	0-0-0	0-0-0		CONFERENCE		2-2-0		3-0-0		15-1-0		
11-0-0	0-0-0	0-0-0		HOME		0-0-0		3-0-0		8-0-0		
9-3-0	0-0-0	0-0-0		AWAY		2-2-0		0-0-0		7-1-0		
0-0-0	0-0-0	0-0-0		NEUTRAL		0-0-0		0-0-0		0-0-0		
RPI	S	Opponent	Score	RPI	S	Opponent	Score	RPI	S	Opponent	Score	
16	A	Louisville	0 5	48	A	Georgia St.	3 4	69	N	Creighton	5 0	
				48	A	Georgia St.	5 6	71	A	Illinois	12 1	
								85	A	UT Martin	1 2	
								85	A	UT Martin	2 1	
								93	A	Eastern Ky.	3 2	
								93	A	Eastern Ky.	3 5	
								99	H	Southern Ill.	8 0	
								100	N	Robert Morris	0 1	

Non-Div. I Games:

Eastern Ill.

E
a
s
t
e
r
n
I
l
l
.

Eastern Illinois.

Eastern Ill.

Pacific

Pacific

Average RPI Win: 169		WON-LOST RECORD		WINNING PCT. RANK		LAST 10 GAMES		STRENGTH OF SCHEDULE		OPP. STRENGTH OF SCHEDULE		TEAM RPI		ADJ RPI		CONF. RPI		ADJ CONF. RPI	
DIV. I ONLY		32-14-0		.69565 42		7-3-0		127		178		61		.55237 63		19		18	
DIV. I NON-CONF.		16-12-0		.57143 99		1-1-0		79		173		80		.53795 77		19		19	
TOTALS		RPI 1-25		RPI 26-50		W-L RECORDS		RPI 51-100		RPI 101-150		RPI 150+							
32-14-0		0-1-0		2-0-0		OVERALL		2-9-0		8-1-0		20-3-0							
6-1-0		0-0-0		0-0-0		HOME		0-0-0		0-0-0		6-1-0							
13-6-0		0-0-0		0-0-0		AWAY		1-5-0		6-0-0		6-1-0							
13-7-0		0-1-0		2-0-0		NEUTRAL		1-4-0		2-1-0		8-1-0							
16-12-0		0-1-0		2-0-0		NON-CONFERENCE		2-9-0		4-1-0		8-1-0							
1-0-0		0-0-0		0-0-0		HOME		0-0-0		0-0-0		1-0-0							
3-5-0		0-0-0		0-0-		AWAY		1-5-0		2-0-0		0-0-0							
12-7-0		0-1-0		2-0-0		NEUTRAL		1-4-0		2-1-0		7-1-0							
16-2-0		0-0-0		0-0-0		CONFERENCE		0-0-0		4-0-0		12-2-0							
5-1-0		0-0-0		0-0-0		HOME		0-0-0		0-0-0		5-1-0							
10-1-0		0-0-0		0-0-0		AWAY		0-0-0		4-0-0		6-1-0							
1-0-0		0-0-0		0-0-0		NEUTRAL		0-0-0		0-0-0		1-0-0							
RPI	S	Opponent		Score		RPI	S	Opponent		Score		RPI	S	Opponent		Score			
23	N	Wisconsin		7	8	34	N	Iowa		7	5	54	A	Ohio St.		0	8		
						38	N	North Carolina		3	1	55	N	Kansas		7	8		
												67	A	Central Ark.		0	6		
												68	A	FIU		2	4		
												68	A	FIU		4	6		
												69	N	Creighton		1	7		
												77	N	Jacksonville		5	7		
												85	N	UT Martin		2	0		
												93	N	Eastern Ky.		6	8		
												97	A	IPFW		1	3		
												97	A	IPFW		3	1		

Non-Div. I Games:

Ball St.

RPI	S	Opponent	Score	
239	N	Florida A&M	9	0
260	A	Toledo	14	5
260	A	Toledo	10	7
266	N	Ark.-Pine Bluff	14	0
285	N	Grambling	20	3

Ball St.

B
a
l
l
S
t
.

B
a
l
l
S
t
.

Average RPI Win:		131	WON-LOST		WINNING		LAST 10		STRENGTH OF		OPP. STRENGTH		TEAM	ADJ		CONF.	ADJ CONF.	
Average RPI Loss:		54	RECORD		PCT. RANK		GAMES		SCHEDULE		OF SCHEDULE		RPI	RPI		RPI	RPI	
DIV. I ONLY			20-26-0		.43478		175		6-4-0		14		58		64		.54987	
DIV. I NON-CONF.			12-15-0		.44444		167		0-0-0		2		39		50		.56649	
TOTALS		RPI 1-25		RPI 26-50		W-L RECORDS		RPI 51-100		RPI 101-150		RPI 150+						
20-26-0		2-11-0		1-8-0		OVERALL		2-2-0		6-2-0		9-3-0						
5-5-0		0-0-0		0-3-0		HOME		0-0-0		0-0-0		5-2-0						
7-10-0		1-5-0		1-2-0		AWAY		0-0-0		4-2-0		1-1-0						
8-11-0		1-6-0		0-3-0		NEUTRAL		2-2-0		2-0-0		3-0-0						
12-15-0		1-9-0		0-3-0		NON-CONFERENCE		2-2-0		3-0-0		6-1-0						
2-0-0		0-0-0		0-0-0		HOME		0-0-0		0-0-0		2-0-0						
2-4-0		0-3-0		0-0-		AWAY		0-0-0		1-0-0		1-1-0						
8-11-0		1-6-0		0-3-0		NEUTRAL		2-2-0		2-0-0		3-0-0						
8-11-0		1-2-0		1-5-0		CONFERENCE		0-0-0		3-2-0		3-2-0						
3-5-0		0-0-0		0-3-0		HOME		0-0-0		0-0-0		3-2-0						
5-6-0		1-2-0		1-2-0		AWAY		0-0-0		3-2-0		0-0-0						
0-0-0		0-0-0		0-0-0		NEUTRAL		0-0-0		0-0-0		0-0-0						
RPI	S	Opponent		Score		RPI	S	Opponent		Score		RPI	S	Opponent		Score		
2	N	Texas		1	2	30	N	Mississippi St.		1	4	57	N	Long Beach St.		6	7	
3	N	Florida		1	5	39	N	James Madison		0	8	74	N	Utah		2	1	
4	N	LSU		6	7	40	H	DePaul		6	15	74	N	Utah		3	2	
14	N	California		1	2	40	H	DePaul		2	16	88	N	Longwood		0	10	
14	N	California		8	1	40	H	DePaul		0	11							
16	A	Louisville		0	9	43	A	South Fla.		2	3							
16	A	Louisville		4	2	43	A	South Fla.		1	2							
16	A	Louisville		1	8	43	A	South Fla.		4	1							
20	N	Stanford		1	2	49	N	San Diego St.		0	3							
22	A	Hawaii		0	2													
22	A	Hawaii		2	3													
22	A	Hawaii		1	4													
25	N	Baylor		0	5													
						LAST 10 GAMES												
						43	A	South Fla.		1	2	160	H	Seton Hall		4	3	
						43	A	South Fla.		2	3	160	H	Seton Hall		1	4	
						43	A	South Fla.		4	1	160	H	Seton Hall		15	16	
						143	A	Rutgers		6	0	157	H	Villanova		1	0	
						143	A	Rutgers		11	3	157	H	Villanova		3	2	

Non-Div. I Games:

Syracuse

Average RPI Win: 155		WON-LOST	WINNING	LAST 10	STRENGTH OF		OPP. STRENGTH	TEAM	ADJ		CONF.	ADJ CONF.
Average RPI Loss: 31		RECORD	PCT. RANK	GAMES	SCHEDULE		OF SCHEDULE	RPI	RPI		RPI	RPI
DIV. I ONLY		23-31-0	.42593	181	2-8-0		13	22	62		.54809	65
DIV. I NON-CONF.		20-9-0	.68966	54	1-0-0		118	109	55		.5559	62
TOTALS		RPI 1-25	RPI 26-50		W-L RECORDS		RPI 51-100		RPI 101-150		RPI 150+	
23-31-0		2-18-0	0-7-0		OVERALL		4-5-0		3-0-0		14-1-0	
12-13-0		1-12-0	0-0-0		HOME		3-0-0		0-0-0		8-1-0	
3-15-0		1-5-0	0-6-0		AWAY		1-4-0		0-0-0		1-0-0	
8-3-0		0-1-0	0-1-0		NEUTRAL		0-1-0		3-0-0		5-0-0	
20-9-0		0-4-0	0-1-0		NON-CONFERENCE		3-3-0		3-0-0		14-1-0	
11-1-0		0-0-0	0-0-0		HOME		3-0-0		0-0-0		8-1-0	
1-5-0		0-3-0	0-0-		AWAY		0-2-0		0-0-0		1-0-0	
8-3-0		0-1-0	0-1-0		NEUTRAL		0-1-0		3-0-0		5-0-0	
3-22-0		2-14-0	0-6-0		CONFERENCE		1-2-0		0-0-0		0-0-0	
1-12-0		1-12-0	0-0-0		HOME		0-0-0		0-0-0		0-0-0	
2-10-0		1-2-0	0-6-0		AWAY		1-2-0		0-0-0		0-0-0	
0-0-0		0-0-0	0-0-0		NEUTRAL		0-0-0		0-0-0		0-0-0	
RPI S	Opponent	Score	RPI S	Opponent	Score	RPI S	Opponent	Score	RPI S	Opponent	Score	
3 H	Florida	7 8	30 A	Mississippi St.	1 5	59 A	Auburn	1 2	110 N	Penn	2 1	
3 H	Florida	0 8	30 A	Mississippi St.	0 8	59 A	Auburn	0 9	114 N	Connecticut	7 3	
3 H	Florida	1 4	30 A	Mississippi St.	5 6	59 A	Auburn	11 9	144 N	Lamar	11 1	
4 H	LSU	1 9	35 A	Georgia	4 12	67 N	Central Ark.	2 4	151 N	St. Mary's (CA)	7 2	
9 N	Washington	2 10	35 A	Georgia	0 6	80 A	UCF	3 4	151 N	St. Mary's (CA)	10 2	
10 H	Tennessee	1 9	35 A	Georgia	5 14	81 H	McNeese St.	9 8	157 N	Villanova	2 0	
10 H	Tennessee	5 15	36 N	UAB	3 5	85 A	UT Martin	0 1	157 N	Villanova	7 0	
10 H	Tennessee	4 12				85 H	UT Martin	9 8	163 H	La.-Monroe	8 0	
11 A	Kentucky	2 5				94 H	Drake	2 1	173 H	Samford	3 0	
11 A	Kentucky	2 5							186 H	Southern Miss.	4 7	
11 A	Kentucky	3 1							186 H	Southern Miss.	3 0	
13 H	Missouri	0 12							219 A	Belmont	10 2	
13 H	Missouri	0 11							222 H	Middle Tenn.	11 0	
13 H	Missouri	1 6							224 N	Jackson St.	10 2	
15 A	South Ala.	2 4							251 H	Mississippi Val.	2 1	
17 H	Texas A&M	8 4							266 H	Ark.-Pine Bluff	8 0	
17 H	Texas A&M	4 8							266 H	Ark.-Pine Bluff	16 0	
17 H	Texas A&M	1 5							266 H	Ark.-Pine Bluff	4 0	
22 A	Hawaii	0 2										
22 A	Hawaii	0 2										
LAST 10 GAMES												
17 H	Texas A&M	1 5	10 H	Tennessee	4 12							
17 H	Texas A&M	4 8	163 H	La.-Monroe	8 0							
17 H	Texas A&M	8 4	30 A	Mississippi St.	0 8							
10 H	Tennessee	1 9	30 A	Mississippi St.	5 6							
10 H	Tennessee	5 15	30 A	Mississippi St.	1 5							

Non-Div. I Games:

Ole Miss

Average RPI Win:		148	WON-LOST RECORD		WINNING PCT. RANK		LAST 10 GAMES		STRENGTH OF SCHEDULE		OPP. STRENGTH OF SCHEDULE		TEAM RPI		ADJ RPI		CONF. RPI		ADJ CONF. RPI					
DIV. I ONLY			28-22-0		.56		109		4-6-0		71		60		71		.54753		66		3		3	
DIV. I NON-CONF.			24-14-0		.63158		68		2-1-0		95		84		61		.5561		61		3		3	
TOTALS		RPI 1-25		RPI 26-50		W-L RECORDS		RPI 51-100		RPI 101-150		RPI 150+												
28-22-0		1-7-0		1-5-0		OVERALL		7-8-0		7-1-0		12-1-0												
12-8-0		0-2-0		0-3-0		HOME		5-3-0		2-0-0		5-0-0												
4-7-0		0-3-0		0-1-0		AWAY		1-3-0		1-0-0		2-0-0												
12-7-0		1-2-0		1-1-0		NEUTRAL		1-2-0		4-1-0		5-1-0												
24-14-0		1-4-0		1-5-0		NON-CONFERENCE		3-3-0		7-1-0		12-1-0												
8-6-0		0-2-0		0-3-0		HOME		1-1-0		2-0-0		5-0-0												
4-1-0		0-0-0		0-0-		AWAY		1-0-0		1-0-0		2-0-0												
12-7-0		1-2-0		1-1-0		NEUTRAL		1-2-0		4-1-0		5-1-0												
4-8-0		0-3-0		0-0-0		CONFERENCE		4-5-0		0-0-0		0-0-0												
4-2-0		0-0-0		0-0-0		HOME		4-2-0		0-0-0		0-0-0												
0-6-0		0-3-0		0-0-0		AWAY		0-3-0		0-0-0		0-0-0												
0-0-0		0-0-0		0-0-0		NEUTRAL		0-0-0		0-0-0		0-0-0												
RPI	S	Opponent		Score		RPI	S	Opponent		Score		RPI	S	Opponent		Score								
3	N	Florida		0	2	26	A	Tulsa		1	5	55	H	Kansas		7	9	102	N	Maryland		1	0	
6	H	Nebraska		5	10	26	H	Tulsa		2	8	55	H	Kansas		3	1	104	N	Colorado St.		4	1	
6	H	Nebraska		0	3	34	N	Iowa		4	3	55	H	Kansas		3	1	127	N	Utah Valley		1	3	
18	N	UCLA		1	5	34	N	Iowa		1	3	56	H	Texas Tech		2	1	129	A	New Mexico		11	0	
20	N	Stanford		4	1	37	H	Houston		1	4	56	H	Texas Tech		4	1	129	H	New Mexico		6	1	
25	A	Baylor		2	5	37	H	Houston		3	4	56	H	Texas Tech		0	10	132	N	BYU		3	2	
25	A	Baylor		0	1							57	N	Long Beach St.		1	3	143	N	Rutgers		2	1	
25	A	Baylor		0	2							58	N	Neb. Omaha		0	1	148	H	UNI		1	0	
												67	H	Central Ark.		10	2	156	N	Dayton		4	2	
												84	A	North Texas		8	0	184	N	Boston U.		7	1	
												84	H	North Texas		3	4	187	A	Wichita St.		9	4	
												95	A	Iowa St.		7	9	187	A	Wichita St.		11	3	
												95	A	Iowa St.		8	11	191	N	LIU Brooklyn		6	0	
												95	A	Iowa St.		6	8	206	N	Seattle		2	3	
												100	N	Robert Morris		3	0	250	H	Cleveland St.		4	2	
																		250	H	Cleveland St.		10	1	
																		263	H	Santa Clara		13	3	
																		263	H	Santa Clara		8	0	
																		263	H	Santa Clara		9	0	
																		264	N	Siena		12	0	
																		267	N	Weber St.		2	1	
LAST 10 GAMES																								
187	A	Wichita St.		9	4	55	H	Kansas		3	1													
187	A	Wichita St.		11	3	25	A	Baylor		2	5													
26	H	Tulsa		2	8	25	A	Baylor		0	1													
55	H	Kansas		3	1	25	A	Baylor		0	2													
55	H	Kansas		7	9	95	A	Iowa St.		7	9													

Non-Div. I Games:

Oklahoma St.

Average RPI Win: 156		WON-LOST RECORD		WINNING PCT. RANK		LAST 10 GAMES		STRENGTH OF SCHEDULE		OPP. STRENGTH OF SCHEDULE		TEAM RPI		ADJ RPI		CONF. RPI		ADJ CONF. RPI	
DIV. I ONLY		32-17-0		.65306 61		7-2-0		112		161		67		.5472 67		13		13	
DIV. I NON-CONF.		19-8-0		.7037 47		1-1-0		165		178		69		.54872 71		14		14	
TOTALS		RPI 1-25		RPI 26-50		W-L RECORDS		RPI 51-100		RPI 101-150		RPI 150+							
32-17-0		0-2-0		1-0-0		OVERALL		6-6-0		11-1-0		14-8-0							
20-2-0		0-0-0		1-0-0		HOME		3-1-0		10-1-0		6-0-0							
8-11-0		0-2-0		0-0-0		AWAY		2-5-0		0-0-0		6-2-0							
4-4-0		0-0-0		0-0-0		NEUTRAL		1-0-0		1-0-0		2-4-0							
19-8-0		0-2-0		1-0-0		NON-CONFERENCE		3-1-0		3-0-0		12-5-0							
11-0-0		0-0-0		1-0-0		HOME		2-0-0		2-0-0		6-0-0							
4-4-0		0-2-0		0-0-		AWAY		0-1-0		0-0-0		4-1-0							
4-4-0		0-0-0		0-0-0		NEUTRAL		1-0-0		1-0-0		2-4-0							
13-9-0		0-0-0		0-0-0		CONFERENCE		3-5-0		8-1-0		2-3-0							
9-2-0		0-0-0		0-0-0		HOME		1-1-0		8-1-0		0-0-0							
4-7-0		0-0-0		0-0-0		AWAY		2-4-0		0-0-0		2-3-0							
0-0-0		0-0-0		0-0-0		NEUTRAL		0-0-0		0-0-0		0-0-0							
RPI S	Opponent	Score		RPI S	Opponent	Score		RPI S	Opponent	Score		RPI S	Opponent	Score					
15 A	South Ala.	4	7	26 H	Tulsa	1	0	63 H	Ball St.	6	0	108 N	Chattanooga	8	0				
15 A	South Ala.	2	11					65 N	Ole Miss	4	2	131 H	Southeastern La.	5	0				
								66 A	Oklahoma St.	2	10	131 H	Southeastern La.	0	1				
								69 H	Creighton	13	2	131 H	Southeastern La.	8	0				
								75 A	Sam Houston St.	8	9	141 H	Stephen F. Austin	4	1				
								75 A	Sam Houston St.	5	3	141 H	Stephen F. Austin	11	8				
								75 A	Sam Houston St.	0	10	141 H	Stephen F. Austin	3	0				
								78 A	Northwestern St.	8	4	144 H	Lamar	2	0				
								78 A	Northwestern St.	0	1	144 H	Lamar	7	5				
								78 A	Northwestern St.	0	1	144 H	Lamar	7	5				
								81 H	McNeese St.	4	3	148 H	UNI	4	3				
								81 H	McNeese St.	0	8	148 H	UNI	16	2				
												154 A	Mercer	8	5				
												154 H	Mercer	10	0				
												163 A	La.-Monroe	2	3				
												166 N	Western Ill.	3	10				
												171 A	Nicholls St.	3	5				
												171 A	Nicholls St.	1	0				
												178 A	Missouri St.	2	0				
												179 A	Houston Baptist	3	13				
												179 A	Houston Baptist	1	5				
												179 A	Houston Baptist	11	5				
												185 A	Memphis	1	0				
												199 N	Valparaiso	3	7				
												216 N	Northern Ky.	6	0				
												216 N	Northern Ky.	6	7				
												219 A	Belmont	3	1				
LAST 10 GAMES																			
				144 H	Lamar	7	5	131 H	Southeastern La.	0	1	185 A	Memphis	1	0				
				144 H	Lamar	7	5	131 H	Southeastern La.	8	0	199 N	Valparaiso	3	7				
				144 H	Lamar	2	0	185 A	Memphis	1	0	216 N	Northern Ky.	6	0				
				163 A	La.-Monroe	2	3	171 A	Nicholls St.	1	0	216 N	Northern Ky.	6	7				
				131 H	Southeastern La.	5	0	171 A	Nicholls St.	3	5	219 A	Belmont	3	1				

Non-Div. I Games: Ark.-Monticello 2 1 Southern Ark. 9 1

Central Ark.

RPI	S	Opponent	Score	
224	N	Jackson St.	1	2
224	N	Jackson St.	7	3
266	H	Ark.-Pine Bluff	8	0
266	H	Ark.-Pine Bluff	17	2
266	H	Ark.-Pine Bluff	10	2
266	H	Ark.-Pine Bluff	20	2
285	H	Grambling	8	0

Central Ark.

C
e
n
t
r
a
l
A
r
k
.

C
e
n
t
r
a
l
A
r
k
.

Average RPI Win: 153		WON-LOST	WINNING	LAST 10	STRENGTH OF	OPP. STRENGTH	TEAM	ADJ	CONF.	ADJ CONF.					
Average RPI Loss: 57		RECORD	PCT. RANK	GAMES	SCHEDULE	OF SCHEDULE	RPI	RPI	RPI	RPI					
DIV. I ONLY		27-24-0	.52941	126	5-5-0	57	66	75	.54714	68	6	6			
DIV. I NON-CONF.		17-13-0	.56667	101	0-1-0	48	112	65	.55658	59	6	6			
<hr/>															
TOTALS		RPI 1-25	RPI 26-50		W-L RECORDS		RPI 51-100		RPI 101-150		RPI 150+				
27-24-0		0-8-0	1-7-0		OVERALL		6-5-0		5-2-0		15-2-0				
18-15-0		0-3-0	1-6-0		HOME		2-2-0		4-2-0		11-2-0				
8-7-0		0-5-0	0-0-0		AWAY		4-2-0		1-0-0		3-0-0				
1-2-0		0-0-0	0-1-0		NEUTRAL		0-1-0		0-0-0		1-0-0				
17-13-0		0-2-0	1-4-0		NON-CONFERENCE		5-4-0		2-1-0		9-2-0				
13-8-0		0-0-0	1-3-0		HOME		2-2-0		2-1-0		8-2-0				
3-3-0		0-2-0	0-0-		AWAY		3-1-0		0-0-0		0-0-0				
1-2-0		0-0-0	0-1-0		NEUTRAL		0-1-0		0-0-0		1-0-0				
10-11-0		0-6-0	0-3-0		CONFERENCE		1-1-0		3-1-0		6-0-0				
5-7-0		0-3-0	0-3-0		HOME		0-0-0		2-1-0		3-0-0				
5-4-0		0-3-0	0-0-0		AWAY		1-1-0		1-0-0		3-0-0				
0-0-0		0-0-0	0-0-0		NEUTRAL		0-0-0		0-0-0		0-0-0				
RPI	S	Opponent	Score	RPI	S	Opponent	Score	RPI	S	Opponent	Score				
15	H	South Ala.	5 11	28	H	Western Ky.	1 2	51	N	Kennesaw St.	2 5	114	H	Connecticut	3 2
15	H	South Ala.	5 8	28	H	Western Ky.	0 5	53	A	North Florida	6 3	115	H	Troy	3 0
15	H	South Ala.	0 10	28	H	Western Ky.	0 1	53	A	North Florida	6 3	115	H	Troy	4 5
19	A	Florida St.	4 7	41	N	South Carolina	0 8	55	H	Kansas	3 6	115	H	Troy	6 5
19	A	Florida St.	2 11	42	H	North Carolina St.	3 11	63	H	Ball St.	4 2	133	A	Fla. Atlantic	11 8
21	A	La.-Lafayette	5 7	42	H	North Carolina St.	0 1	63	H	Ball St.	6 4	150	H	Georgetown	4 3
21	A	La.-Lafayette	5 9	50	H	FGCU	0 10	79	A	Ga. Southern	2 3	150	H	Georgetown	0 2
21	A	La.-Lafayette	2 10	50	H	FGCU	3 2	79	A	Ga. Southern	2 0	154	H	Mercer	3 4
								80	H	UCF	0 2	154	H	Mercer	7 0
								84	A	North Texas	1 0	155	H	Binghamton	4 3
								84	A	North Texas	1 2	163	A	La.-Monroe	5 2
												163	A	La.-Monroe	7 2
												163	A	La.-Monroe	11 3
												201	H	Eastern Mich.	4 1
												201	H	Eastern Mich.	4 5
												207	H	Morehead St.	6 3
												207	H	Morehead St.	6 5
												222	H	Middle Tenn.	6 1
												222	H	Middle Tenn.	12 4
												222	H	Middle Tenn.	11 2
												231	H	Hartford	6 2
												231	H	Hartford	7 6
												257	H	Savannah St.	8 3
												262	N	Alabama St.	2 0
<hr/>															
				LAST 10 GAMES											
				28	H	Western Ky.	0 5	115	H	Troy	6 5				
				28	H	Western Ky.	1 2	115	H	Troy	3 0				
				28	H	Western Ky.	0 1	80	H	UCF	0 2				
				133	A	Fla. Atlantic	11 8	163	A	La.-Monroe	11 3				
				115	H	Troy	4 5	163	A	La.-Monroe	5 2				

Non-Div. I Games:

FIU

C
r
e
i
g
h
t
o
n

Creighton

RPI	S	Opponent	Score
285	N	Grambling	10 0

Creighton

Average RPI Win:		171	WON-LOST RECORD		WINNING PCT. RANK	LAST 10 GAMES	STRENGTH OF SCHEDULE		OPP. STRENGTH OF SCHEDULE	TEAM RPI	ADJ RPI	CONF. RPI	ADJ CONF. RPI				
Average RPI Loss:		90															
DIV. I ONLY			36-15-0		.70588	39	7-3-0		174	129	66	.54654	70				
DIV. I NON-CONF.			22-11-0		.66667	60	0-1-0		98	131	56	.55834	56				
TOTALS		RPI 1-25		RPI 26-50		W-L RECORDS		RPI 51-100		RPI 101-150		RPI 150+					
36-15-0		0-5-0		0-2-0		OVERALL		3-1-0		10-3-0		23-4-0					
15-2-0		0-0-0		0-0-0		HOME		0-0-0		5-0-0		10-2-0					
8-7-0		0-1-0		0-1-0		AWAY		1-1-0		2-2-0		5-2-0					
13-6-0		0-4-0		0-1-0		NEUTRAL		2-0-0		3-1-0		8-0-0					
22-11-0		0-5-0		0-2-0		NON-CONFERENCE		3-1-0		5-2-0		14-1-0					
7-1-0		0-0-0		0-0-0		HOME		0-0-0		2-0-0		5-1-0					
2-4-0		0-1-0		0-0-		AWAY		1-1-0		0-1-0		1-0-0					
13-6-0		0-4-0		0-1-0		NEUTRAL		2-0-0		3-1-0		8-0-0					
14-4-0		0-0-0		0-0-0		CONFERENCE		0-0-0		5-1-0		9-3-0					
8-1-0		0-0-0		0-0-0		HOME		0-0-0		3-0-0		5-1-0					
6-3-0		0-0-0		0-0-0		AWAY		0-0-0		2-1-0		4-2-0					
0-0-0		0-0-0		0-0-0		NEUTRAL		0-0-0		0-0-0		0-0-0					
RPI	S	Opponent		Score		RPI	S	Opponent		Score		RPI	S	Opponent		Score	
5	N	Oregon		1	7	33	N	Oregon St.		0	1	57	N	Long Beach St.		2	1
14	N	California		0	6	49	A	San Diego St.		0	2	62	A	Pacific		4	2
18	N	UCLA		4	8							62	A	Pacific		2	3
20	A	Stanford		1	7							98	N	Nevada		11	4
22	N	Hawaii		3	22												

Non-Div. I Games:

San Jose St.

RPI	S	Opponent	Score	
200	H	St. John's (NY)	3	1
200	H	St. John's (NY)	3	7
206	H	Seattle	6	3
206	H	Seattle	10	7
206	H	Seattle	1	2
213	N	Harvard	9	2
215	N	Marist	4	0
229	N	Southern Utah	5	0
229	N	Southern Utah	1	0
241	H	Utah St.	8	0
241	H	Utah St.	4	1
241	H	Utah St.	2	1
263	H	Santa Clara	4	0

San Jose St.

S
a
n
J
o
s
e
S
t
.

S
a
n
J
o
s
e
S
t
.

Illinois

Illinois

Average RPI Win:		179	WON-LOST RECORD		WINNING PCT. RANK		LAST 10 GAMES		STRENGTH OF SCHEDULE		OPP. STRENGTH OF SCHEDULE		TEAM RPI		ADJ RPI		CONF. RPI		ADJ CONF. RPI					
DIV. I ONLY			28-13-0		.68293		47		10-0-0		161		118		69		.54618		72		18		19	
DIV. I NON-CONF.			13-13-0		.5		137		0-0-0		97		41		105		.52335		104		21		21	
TOTALS		RPI 1-25		RPI 26-50		W-L RECORDS		RPI 51-100		RPI 101-150		RPI 150+												
28-13-0		1-4-0		1-2-0		OVERALL		3-3-0		3-1-0		20-3-0												
3-0-0		0-0-0		0-0-0		HOME		0-0-0		0-0-0		3-0-0												
9-7-0		1-3-0		1-2-0		AWAY		3-1-0		0-1-0		4-0-0												
16-6-0		0-1-0		0-0-0		NEUTRAL		0-2-0		3-0-0		13-3-0												
13-13-0		1-4-0		1-2-0		NON-CONFERENCE		0-3-0		3-1-0		8-3-0												
0-0-0		0-0-0		0-0-0		HOME		0-0-0		0-0-0		0-0-0												
3-7-0		1-3-0		1-0-		AWAY		0-1-0		0-1-0		1-0-0												
10-6-0		0-1-0		0-0-0		NEUTRAL		0-2-0		3-0-0		7-3-0												
15-0-0		0-0-0		0-0-0		CONFERENCE		3-0-0		0-0-0		12-0-0												
3-0-0		0-0-0		0-0-0		HOME		0-0-0		0-0-0		3-0-0												
6-0-0		0-0-0		0-0-0		AWAY		3-0-0		0-0-0		3-0-0												
6-0-0		0-0-0		0-0-0		NEUTRAL		0-0-0		0-0-0		6-0-0												
RPI	S	Opponent		Score		RPI	S	Opponent		Score		RPI	S	Opponent		Score								
4	A	LSU		0 9		35	A	Georgia		1 4		57	A	Long Beach St.		4 5								
6	A	Nebraska		13 0		35	A	Georgia		3 0		71	N	Illinois		3 6								
6	A	Nebraska		0 11		38	A	North Carolina		0 4		94	N	Drake		1 2								
7	N	Alabama		0 10								97	A	IPFW		8 4								
18	A	UCLA		1 7								97	A	IPFW		4 1								
												97	A	IPFW		3 1								
						LAST 10 GAMES																		
						273 N Oakland						2 0												
						273 N Oakland						1 0												
						273 N Oakland						4 1												
						249 H South Dakota St.						2 1												
						249 H South Dakota St.						4 0												
						249 H South Dakota St.						10 1												
						97 A IPFW						8 4												
						97 A IPFW						3 1												
						97 A IPFW						4 1												
						166 A Western Ill.						13 1												
						249 H South Dakota St.						4 0												
						249 H South Dakota St.						2 1												
						267 N Weber St.						3 0												
						273 N Oakland						4 1												
						273 N Oakland						1 0												
						273 N Oakland						2 0												

Non-Div. I Games:

North Dakota St.

Average RPI Win:	174	WON-LOST	WINNING	LAST 10	STRENGTH OF	OPP. STRENGTH	TEAM	ADJ	CONF.	ADJ CONF.	
Average RPI Loss:	98	RECORD	PCT. RANK	GAMES	SCHEDULE	OF SCHEDULE	RPI	RPI	RPI	RPI	
DIV. I ONLY	34-11-0	.75556	23	7-3-0	208	137	63	.54607	73	16	17
DIV. I NON-CONF.	17-6-0	.73913	38	1-0-0	197	97	63	.54937	70	17	18
<hr/>											
TOTALS	RPI 1-25	RPI 26-50		W-L RECORDS		RPI 51-100		RPI 101-150		RPI 150+	
34-11-0	1-0-0	0-3-0		OVERALL		5-4-0		4-2-0		24-2-0	
11-4-0	0-0-0	0-0-0		HOME		3-1-0		0-2-0		8-1-0	
11-3-0	0-0-0	0-0-0		AWAY		2-3-0		1-0-0		8-0-0	
12-4-0	1-0-0	0-3-0		NEUTRAL		0-0-0		3-0-0		8-1-0	
17-6-0	1-0-0	0-3-0		NON-CONFERENCE		3-2-0		4-0-0		9-1-0	
3-0-0	0-0-0	0-0-0		HOME		2-0-0		0-0-0		1-0-0	
2-2-0	0-0-0	0-0-		AWAY		1-2-0		1-0-0		0-0-0	
12-4-0	1-0-0	0-3-0		NEUTRAL		0-0-0		3-0-0		8-1-0	
17-5-0	0-0-0	0-0-0		CONFERENCE		2-2-0		0-2-0		15-1-0	
8-4-0	0-0-0	0-0-0		HOME		1-1-0		0-2-0		7-1-0	
9-1-0	0-0-0	0-0-0		AWAY		1-1-0		0-0-0		8-0-0	
0-0-0	0-0-0	0-0-0		NEUTRAL		0-0-0		0-0-0		0-0-0	
RPI S	Opponent	Score		RPI S	Opponent	Score		RPI S	Opponent	Score	
15 N	South Ala.	2	1	30 N	Mississippi St.	0	1	51 A	Kennesaw St.	0	1
				36 N	UAB	6	7	80 A	UCF	1	4
				48 N	Georgia St.	9	10	82 H	Georgia Tech	1	0
								82 H	Georgia Tech	2	1
								85 H	UT Martin	8	6
								85 H	UT Martin	4	7
								93 A	Eastern Ky.	4	1
								93 A	Eastern Ky.	3	11
								99 A	Southern Ill.	6	4

Non-Div. I Games:

SIU Edwardsville

RPI	S	Opponent	Score	
232	A	Southeast Mo. St.	11	1
232	A	Southeast Mo. St.	9	1
237	N	Wright St.	4	0
270	N	Maine	13	0
276	N	Detroit	0	1

SIU Edwardsville

SIU Edwardsville

SIU Edwardsville

Utah

Average RPI Win: 113		WON-LOST RECORD	WINNING PCT. RANK	LAST 10 GAMES	STRENGTH OF SCHEDULE	OPP. STRENGTH OF SCHEDULE	TEAM RPI	ADJ RPI	CONF. RPI	ADJ CONF. RPI				
Average RPI Loss: 60														
DIV. I ONLY		23-27-1	.46078	159	5-5-0	28	30	68	.54589	74	2	1		
DIV. I NON-CONF.		17-12-1	.58333	94	3-0-0	159	128	104	.52272	105	1	1		
<hr/>														
TOTALS		RPI 1-25		RPI 26-50		W-L RECORDS		RPI 51-100		RPI 101-150		RPI 150+		
23-27-1		5-13-0		2-5-0		OVERALL		4-4-0		4-1-1		8-4-0		
6-6-0		4-2-0		1-2-0		HOME		0-0-0		0-1-0		1-1-0		
7-12-0		0-10-0		1-2-0		AWAY		1-0-0		2-0-0		3-0-0		
10-9-1		1-1-0		0-1-0		NEUTRAL		3-4-0		2-0-1		4-3-0		
17-12-1		1-2-0		0-1-0		NON-CONFERENCE		4-4-0		4-1-1		8-4-0		
1-2-0		0-0-0		0-0-0		HOME		0-0-0		0-1-0		1-1-0		
6-1-0		0-1-0		0-0-		AWAY		1-0-0		2-0-0		3-0-0		
10-9-1		1-1-0		0-1-0		NEUTRAL		3-4-0		2-0-1		4-3-0		
6-15-0		4-11-0		2-4-0		CONFERENCE		0-0-0		0-0-0		0-0-0		
5-4-0		4-2-0		1-2-0		HOME		0-0-0		0-0-0		0-0-0		
1-11-0		0-9-0		1-2-0		AWAY		0-0-0		0-0-0		0-0-0		
0-0-0		0-0-0		0-0-0		NEUTRAL		0-0-0		0-0-0		0-0-0		
RPI	S	Opponent		Score	RPI	S	Opponent		Score	RPI	S	Opponent		Score
5	A	Oregon		3 11	27	N	Arkansas		1 5	54	N	Ohio St.		5 4
5	A	Oregon		2 5	32	H	Arizona		5 6	57	N	Long Beach St.		3 1
5	A	Oregon		1 11	32	H	Arizona		4 6	60	A	Cal St. Fullerton		1 0
8	H	Arizona St.		6 5	32	H	Arizona		8 4	60	N	Cal St. Fullerton		0 8
8	H	Arizona St.		4 6	33	A	Oregon St.		2 6	64	N	Syracuse		2 3
8	H	Arizona St.		5 4	33	A	Oregon St.		11 2	64	N	Syracuse		1 2
14	A	California		1 4	33	A	Oregon St.		2 10	98	N	Nevada		4 6
14	A	California		0 6						98	N	Nevada		5 2
14	A	California		4 9										
15	N	South Ala.		2 1										
18	H	UCLA		7 4										
18	H	UCLA		8 3										
18	H	UCLA		4 6										
20	A	Stanford		0 12										
20	A	Stanford		1 9										
20	A	Stanford		0 8										
22	A	Hawaii		0 1										
25	N	Baylor		2 5										
					LAST 10 GAMES									
					20	A	Stanford		1 9	8	H	Arizona St.		6 5
					20	A	Stanford		0 12	8	H	Arizona St.		4 6
					20	A	Stanford		0 8	8	H	Arizona St.		5 4
					229	A	Southern Utah		14 2	241	A	Utah St.		14 3
					229	A	Southern Utah		11 6	33	A	Oregon St.		2 10

Non-Div. I Games:

Utah

Average RPI Win:		143	WON-LOST RECORD		WINNING PCT. RANK	LAST 10 GAMES	STRENGTH OF SCHEDULE		OPP. STRENGTH OF SCHEDULE	TEAM RPI	ADJ RPI	CONF. RPI	ADJ CONF. RPI				
Average RPI Loss:		116															
DIV. I ONLY			31-20-0		.60784	86	8-2-0		106	113	77	.54373	75	13	13		
DIV. I NON-CONF.			15-12-0		.55556	107	1-0-0		66	102	75	.54578	73	14	14		
TOTALS		RPI 1-25		RPI 26-50		W-L RECORDS		RPI 51-100		RPI 101-150		RPI 150+					
31-20-0		1-3-0		2-1-0		OVERALL		7-3-0		5-8-0		16-5-0					
16-4-0		0-1-0		1-0-0		HOME		7-2-0		0-0-0		8-1-0					
12-10-0		1-1-0		0-0-0		AWAY		0-0-0		5-7-0		6-2-0					
3-6-0		0-1-0		1-1-0		NEUTRAL		0-1-0		0-1-0		2-2-0					
15-12-0		1-3-0		2-1-0		NON-CONFERENCE		3-1-0		1-3-0		8-4-0					
6-2-0		0-1-0		1-0-0		HOME		3-0-0		0-0-0		2-1-0					
6-4-0		1-1-0		0-0-		AWAY		0-0-0		1-2-0		4-1-0					
3-6-0		0-1-0		1-1-0		NEUTRAL		0-1-0		0-1-0		2-2-0					
16-8-0		0-0-0		0-0-0		CONFERENCE		4-2-0		4-5-0		8-1-0					
10-2-0		0-0-0		0-0-0		HOME		4-2-0		0-0-0		6-0-0					
6-6-0		0-0-0		0-0-0		AWAY		0-0-0		4-5-0		2-1-0					
0-0-0		0-0-0		0-0-0		NEUTRAL		0-0-0		0-0-0		0-0-0					
RPI	S	Opponent		Score		RPI	S	Opponent		Score		RPI	S	Opponent		Score	
17	A	Texas A&M		3	8	37	H	Houston		5	4	56	H	Texas Tech		4	0
17	H	Texas A&M		0	8	47	N	Illinois St.		8	6	56	N	Texas Tech		3	8
25	A	Baylor		2	0	47	N	Illinois St.		4	5	67	H	Central Ark.		9	8
25	N	Baylor		0	2							67	H	Central Ark.		10	0
												67	H	Central Ark.		3	5
												81	H	McNeese St.		9	3
												81	H	McNeese St.		0	10
												81	H	McNeese St.		4	3
												90	H	Purdue		3	2
												90	H	Purdue		5	2

Non-Div. I Games:

Sam Houston St.

RPI	S	Opponent	Score	
186	A	Southern Miss.	3	0
236	A	A&M-Corpus Christi	10	2
236	A	A&M-Corpus Christi	8	5
236	A	A&M-Corpus Christi	5	6
242	A	Texas Southern	9	4
242	A	Texas Southern	6	2
242	H	Texas Southern	8	0

Sam Houston St.

S
a
m
H
o
u
s
t
o
n
S
t
.

S
a
m
H
o
u
s
t
o
n
S
t
.

Average RPI Win:		172	WON-LOST RECORD		WINNING PCT. RANK		LAST 10 GAMES		STRENGTH OF SCHEDULE		OPP. STRENGTH OF SCHEDULE		TEAM RPI		ADJ RPI		CONF. RPI		ADJ CONF. RPI				
DIV. I ONLY			35-15-0		.7 40		9-1-0		193		87		73		.54152 76		17		16				
DIV. I NON-CONF.			19-13-0		.59375 86		1-0-0		145		42		84		.53347 85		16		16				
TOTALS		RPI 1-25		RPI 26-50		W-L RECORDS		RPI 51-100		RPI 101-150		RPI 150+											
35-15-0		0-4-0		1-4-0		OVERALL		0-1-0		17-4-0		17-2-0											
21-7-0		0-1-0		1-1-0		HOME		0-1-0		11-3-0		9-1-0											
9-4-0		0-3-0		0-0-0		AWAY		0-0-0		3-0-0		6-1-0											
5-4-0		0-0-0		0-3-0		NEUTRAL		0-0-0		3-1-0		2-0-0											
19-13-0		0-4-0		1-4-0		NON-CONFERENCE		0-1-0		11-4-0		7-0-0											
10-6-0		0-1-0		1-1-0		HOME		0-1-0		5-3-0		4-0-0											
4-3-0		0-3-0		0-0-		AWAY		0-0-0		3-0-0		1-0-0											
5-4-0		0-0-0		0-3-0		NEUTRAL		0-0-0		3-1-0		2-0-0											
16-2-0		0-0-0		0-0-0		CONFERENCE		0-0-0		6-0-0		10-2-0											
11-1-0		0-0-0		0-0-0		HOME		0-0-0		6-0-0		5-1-0											
5-1-0		0-0-0		0-0-0		AWAY		0-0-0		0-0-0		5-1-0											
0-0-0		0-0-0		0-0-0		NEUTRAL		0-0-0		0-0-0		0-0-0											
RPI	S	Opponent		Score		RPI	S	Opponent		Score		RPI	S	Opponent		Score							
6	A	Nebraska		1	4	32	H	Arizona		1	8	56	H	Texas Tech		3	5	103	A	UNLV		5	3
6	A	Nebraska		0	8	32	H	Arizona		3	2			103		A	UNLV	8	0				
6	H	Nebraska		1	5	40	N	DePaul		1	6			104		H	Colorado St.	9	2				
8	A	Arizona St.		0	6	44	N	Notre Dame		1	2			104		H	Colorado St.	9	10				
						44	N	Notre Dame		0	5			123		N	UC Davis	4	2				
														129		A	New Mexico	2	0				
														129		H	New Mexico	3	0				
														129		H	New Mexico	9	10				
														134		H	Penn St.	2	10				
														134		H	Penn St.	10	2				
														138		N	South Dakota	1	0				
														138		N	South Dakota	4	3				
														139		H	Texas-Arlington	5	1				
														139		H	Texas-Arlington	6	5				
														139		H	Texas-Arlington	3	2				
														140		N	Cal St. Northridge	3	4				
														145		H	Ill.-Chicago	8	1				
														145		H	Ill.-Chicago	11	1				
														149		H	UTSA	3	2				
														149		H	UTSA	7	1				
														149		H	UTSA	8	0				
														167		A	Texas St.	3	2				
														167		A	Texas St.	1	0				
														167		A	Texas St.	4	5				
														170		H	Louisiana Tech	9	7				
														170		H	Louisiana Tech	4	8				
														170		H	Louisiana Tech	11	3				
				LAST 10 GAMES																			
						206	H	Seattle		2	0	167	A	Texas St.		4	5	167	A	Texas St.		1	0
						206	H	Seattle		9	7	149	H	UTSA		7	1	167	A	Texas St.		4	5
						206	H	Seattle		8	0	149	H	UTSA		3	2	170	H	Louisiana Tech		9	7
						167	A	Texas St.		3	2	149	H	UTSA		8	0	170	H	Louisiana Tech		4	8
						167	A	Texas St.		1	0	32	H	Arizona		3	2	170	H	Louisiana Tech		11	3

Non-Div. I Games:

New Mexico St.

RPI	S	Opponent	Score	
172	H	UMKC	10	1
206	H	Seattle	9	7
206	H	Seattle	8	0
206	H	Seattle	2	0
238	A	UTEP	5	4
238	H	UTEP	7	1
241	A	Utah St.	17	6
241	A	Utah St.	3	0
241	A	Utah St.	5	2
264	H	Siena	8	5
264	H	Siena	10	5
267	N	Weber St.	4	0
267	N	Weber St.	2	0

New Mexico St.

N
e
w
M
e
x
i
c
o
s
t
.

N
e
w
M
e
x
i
c
o
s
t
.

[illegible]

Non-Div. I Games:

Jacksonville

Average RPI Win:		175	WON-LOST RECORD		WINNING PCT. RANK		LAST 10 GAMES		STRENGTH OF SCHEDULE		OPP. STRENGTH OF SCHEDULE		TEAM RPI		ADJ RPI		CONF. RPI		ADJ CONF. RPI	
DIV. I ONLY			35-11-0		.76087 22		8-2-0		240		150		81		.53949 78		13		13	
DIV. I NON-CONF.			19-5-0		.79167 25		0-1-0		274		194		97		.52988 91		14		14	
TOTALS		RPI 1-25		RPI 26-50		W-L RECORDS		RPI 51-100		RPI 101-150		RPI 150+								
35-11-0		0-0-0		2-0-0		OVERALL		3-3-0		7-4-0		23-4-0								
14-5-0		0-0-0		0-0-0		HOME		2-1-0		2-1-0		10-3-0								
14-4-0		0-0-0		1-0-0		AWAY		0-2-0		4-1-0		9-0-0								
7-2-0		0-0-0		1-0-0		NEUTRAL		1-0-0		1-2-0		4-0-0								
19-5-0		0-0-0		2-0-0		NON-CONFERENCE		1-0-0		1-2-0		15-3-0								
5-2-0		0-0-0		0-0-0		HOME		0-0-0		0-0-0		5-2-0								
7-1-0		0-0-0		1-0-		AWAY		0-0-0		0-0-0		6-1-0								
7-2-0		0-0-0		1-0-0		NEUTRAL		1-0-0		1-2-0		4-0-0								
16-6-0		0-0-0		0-0-0		CONFERENCE		2-3-0		6-2-0		8-1-0								
9-3-0		0-0-0		0-0-0		HOME		2-1-0		2-1-0		5-1-0								
7-3-0		0-0-0		0-0-0		AWAY		0-2-0		4-1-0		3-0-0								
0-0-0		0-0-0		0-0-0		NEUTRAL		0-0-0		0-0-0		0-0-0								
RPI	S	Opponent	Score	RPI	S	Opponent	Score	RPI	S	Opponent	Score	RPI	S	Opponent	Score					
				28	N	Western Ky.	5 3	52	N	Lipscomb	2 1	107	N	Murray St.	4 5					
				30	A	Mississippi St.	10 5	67	H	Central Ark.	1 0	107	N	Murray St.	3 2					
								67	H	Central Ark.	1 0	124	N	UC Santa Barbara	0 5					
								67	H	Central Ark.	4 8	131	A	Southeastern La.	4 1					
								81	A	McNeese St.	2 5	131	A	Southeastern La.	2 3					
								81	A	McNeese St.	0 1	141	A	Stephen F. Austin	12 0					
												141	A	Stephen F. Austin	3 1					
												141	A	Stephen F. Austin	6 1					
												144	H	Lamar	8 2					
												144	H	Lamar	9 1					
												144	H	Lamar	3 5					
												163	H	La.-Monroe	4 2					
												170	A	Louisiana Tech	0 8					
												170	H	Louisiana Tech	3 4					
												170	H	Louisiana Tech	6 0					
												170	H	Louisiana Tech	0 5					
												170	N	Louisiana Tech	11 3					
												170	N	Louisiana Tech	6 4					
												171	H	Nicholls St.	4 3					
												171	H	Nicholls St.	5 2					
												171	H	Nicholls St.	4 6					
				LAST 10 GAMES								179	H	Houston Baptist	6 1					
				131	A	Southeastern La.	2 3	141	A	Stephen F. Austin	12 0	179	H	Houston Baptist	2 0					
				131	A	Southeastern La.	4 1	141	A	Stephen F. Austin	3 1	179	H	Houston Baptist	4 0					
				179	H	Houston Baptist	6 1	141	A	Stephen F. Austin	6 1	186	A	Southern Miss.	10 5					
				179	H	Houston Baptist	2 0	170	H	Louisiana Tech	0 5	186	A	Southern Miss.	3 2					
				179	H	Houston Baptist	4 0	67	H	Central Ark.	1 0	224	A	Jackson St.	5 2					

Non-Div. I Games:

Northwestern St.

RPI	S	Opponent	Score	
224	H	Jackson St.	3	0
232	N	Southeast Mo. St.	8	0
236	A	A&M-Corpus Christi	5	2
236	A	A&M-Corpus Christi	9	0
236	A	A&M-Corpus Christi	5	1
251	N	Mississippi Val.	6	0
275	A	Alcorn	8	0
275	A	Alcorn	12	1
275	H	Alcorn	8	0
275	H	Alcorn	10	3
283	A	Southern U.	8	0

Northwestern St.

N
o
r
t
h
w
e
s
t
e
r
n
s
t
.

N
o
r
t
h
w
e
s
t
e
r
n
s
t
.

Average RPI Win:	147	WON-LOST RECORD	WINNING PCT. RANK	LAST 10 GAMES		STRENGTH OF SCHEDULE	OPP. STRENGTH OF SCHEDULE	TEAM RPI	ADJ RPI	CONF. RPI	ADJ CONF. RPI	
DIV. I ONLY		26-26-0	.5	136	6-4-0	62	75	88	.53926	79	14	14
DIV. I NON-CONF.		14-18-0	.4375	170	0-1-0	21	18	77	.5475	72	15	15
<hr/>												
TOTALS	RPI 1-25	RPI 26-50		W-L RECORDS		RPI 51-100		RPI 101-150		RPI 150+		
26-26-0	0-8-0	2-5-0		OVERALL		4-3-0		5-6-0		15-4-0		
15-7-0	0-0-0	0-1-0		HOME		3-2-0		3-3-0		9-1-0		
8-11-0	0-4-0	2-2-0		AWAY		0-0-0		2-3-0		4-2-0		
3-8-0	0-4-0	0-2-0		NEUTRAL		1-1-0		0-0-0		2-1-0		
14-18-0	0-8-0	2-5-0		NON-CONFERENCE		4-3-0		0-0-0		8-2-0		
9-4-0	0-0-0	0-1-0		HOME		3-2-0		0-0-0		6-1-0		
2-6-0	0-4-0	2-0-		AWAY		0-0-0		0-0-0		0-0-0		
3-8-0	0-4-0	0-2-0		NEUTRAL		1-1-0		0-0-0		2-1-0		
12-8-0	0-0-0	0-0-0		CONFERENCE		0-0-0		5-6-0		7-2-0		
6-3-0	0-0-0	0-0-0		HOME		0-0-0		3-3-0		3-0-0		
6-5-0	0-0-0	0-0-0		AWAY		0-0-0		2-3-0		4-2-0		
0-0-0	0-0-0	0-0-0		NEUTRAL		0-0-0		0-0-0		0-0-0		
RPI S	Opponent	Score	RPI S	Opponent	Score	RPI S	Opponent	Score	RPI S	Opponent	Score	
4 A	LSU	2 3	29 N	Minnesota	1 7	51 H	Kennesaw St.	2 6	105 H	Furman	4 5	
4 A	LSU	0 8	29 N	Minnesota	0 5	68 H	FIU	0 2	105 H	Furman	2 3	
7 N	Alabama	1 2	35 A	Georgia	3 6	68 H	FIU	3 2	105 H	Furman	6 0	
19 A	Florida St.	3 12	41 H	South Carolina	2 7	77 H	Jacksonville	9 5	106 A	Col. of Charleston	2 1	
19 A	Florida St.	0 4	48 A	Georgia St.	5 4	77 H	Jacksonville	5 3	106 A	Col. of Charleston	3 4	
23 N	Wisconsin	0 4	48 A	Georgia St.	0 8	99 N	Southern Ill.	1 10	108 A	Chattanooga	7 1	
23 N	Wisconsin	0 3	50 A	FGCU	4 2	99 N	Southern Ill.	1 0	108 A	Chattanooga	0 3	
23 N	Wisconsin	4 6							108 A	Chattanooga	5 6	
									113 H	UNC Greensboro	5 2	
									113 H	UNC Greensboro	7 3	
									113 H	UNC Greensboro	1 2	
									154 H	Mercer	4 0	
									154 H	Mercer	7 6	
									173 H	Samford	4 2	
									173 H	Samford	1 0	
									173 H	Samford	6 0	
									175 H	Tennessee Tech	1 0	
									184 N	Boston U.	1 2	
									184 N	Boston U.	9 1	
									187 N	Wichita St.	4 3	
									190 H	Akron	6 4	
									200 H	St. John's (NY)	3 4	
									200 H	St. John's (NY)	5 1	
									208 A	Elon	5 2	
									208 A	Elon	6 4	
									208 A	Elon	8 5	
									212 A	Western Caro.	2 7	
									173 H	Samford	1 0	
									173 H	Samford	6 0	
									173 H	Samford	4 2	
									48 A	Georgia St.	0 8	
									212 A	Western Caro.	2 7	
									173 H	Samford	1 0	
									173 H	Samford	6 0	
									173 H	Samford	4 2	

Non-Div. I Games:

Ga. Southern

RPI	S	Opponent	Score	
212	A	Western Caro.	4	0
212	A	Western Caro.	2	5
262	H	Alabama St.	6	2

Ga. Southern

G
a
.
S
o
u
t
h
e
r
n

G
a
.
S
o
u
t
h
e
r
n

UCF

Average RPI Win: 149		WON-LOST RECORD		WINNING PCT. RANK		LAST 10 GAMES		STRENGTH OF SCHEDULE		OPP. STRENGTH OF SCHEDULE		TEAM RPI		ADJ RPI		CONF. RPI		ADJ CONF. RPI					
DIV. I ONLY		26-24-0		.52 131		7-3-0		64		71		83		.53832 80		10		10					
DIV. I NON-CONF.		19-10-0		.65517 63		2-0-0		43		64		37		.58309 38		9		9					
TOTALS		RPI 1-25		RPI 26-50		W-L RECORDS		RPI 51-100		RPI 101-150		RPI 150+											
26-24-0		0-4-0		2-10-0		OVERALL		8-5-0		3-2-0		13-3-0											
17-11-0		0-2-0		1-3-0		HOME		4-4-0		2-1-0		10-1-0											
5-9-0		0-1-0		1-5-0		AWAY		2-0-0		0-1-0		2-2-0											
4-4-0		0-1-0		0-2-0		NEUTRAL		2-1-0		1-0-0		1-0-0											
19-10-0		0-4-0		1-2-0		NON-CONFERENCE		8-2-0		3-2-0		7-0-0											
12-4-0		0-2-0		1-0-0		HOME		4-1-0		2-1-0		5-0-0											
3-2-0		0-1-0		0-0-		AWAY		2-0-0		0-1-0		1-0-0											
4-4-0		0-1-0		0-2-0		NEUTRAL		2-1-0		1-0-0		1-0-0											
7-14-0		0-0-0		1-8-0		CONFERENCE		0-3-0		0-0-0		6-3-0											
5-7-0		0-0-0		0-3-0		HOME		0-3-0		0-0-0		5-1-0											
2-7-0		0-0-0		1-5-0		AWAY		0-0-0		0-0-0		1-2-0											
0-0-0		0-0-0		0-0-0		NEUTRAL		0-0-0		0-0-0		0-0-0											
RPI	S	Opponent		Score		RPI	S	Opponent		Score		RPI	S	Opponent		Score							
3	A	Florida		1	6	26	A	Tulsa		1	8	53	H	North Florida		0	2	103	A	UNLV	10	12	
12	H	Michigan		2	11	26	A	Tulsa		2	6	56	N	Texas Tech		4	12	110	H	Penn	3	0	
16	N	Louisville		3	5	26	A	Tulsa		0	7	65	H	Ole Miss		4	3	114	H	Connecticut	3	4	
19	H	Florida St.		3	10	36	H	UAB		0	4	68	A	FIU		2	0	139	H	Texas-Arlington	1	0	
						36	H	UAB		1	5	73	H	SIU Edwardsville		4	1	142	N	Indiana	3	2	
						36	H	UAB		2	8	86	A	Stetson		3	0	157	H	Villanova	3	0	
						37	A	Houston		0	4	89	H	Marshall		2	10	164	N	Massachusetts	8	2	
						37	A	Houston		4	3	89	H	Marshall		4	5	185	A	Memphis	2	3	
						37	A	Houston		1	2	89	H	Marshall		1	3	185	A	Memphis	0	1	
						40	N	DePaul		0	11	91	N	Fordham		4	0	185	A	Memphis	7	6	
						40	N	DePaul		3	5	96	H	Monmouth		7	6	186	H	Southern Miss.	2	0	
						41	H	South Carolina		3	1	96	H	Monmouth		2	0	186	H	Southern Miss.	2	3	
												99	N	Southern Ill.		5	2	186	H	Southern Miss.	3	2	
																		211	H	Buffalo	6	1	
																		220	H	Liberty	3	0	
																		233	A	Bethune-Cookman	5	4	
																		238	H	UTEP	4	2	
																		238	H	UTEP	8	0	
																		238	H	UTEP	3	2	
																		239	H	Florida A&M	9	1	
																		239	H	Florida A&M	3	1	
						LAST 10 GAMES																	
						186	H	Southern Miss.		2	3	185	A	Memphis		2	3						
						186	H	Southern Miss.		2	0	185	A	Memphis		7	6						
						186	H	Southern Miss.		3	2	68	A	FIU		2	0						
						233	A	Bethune-Cookman		5	4	238	H	UTEP		4	2						
						185	A	Memphis		0	1	238	H	UTEP		8	0						

Non-Div. I Games:

UCF

Average RPI Win: 176		WON-LOST	WINNING	LAST 10	STRENGTH OF		OPP. STRENGTH	TEAM	ADJ		CONF.	ADJ CONF.			
Average RPI Loss: 82		RECORD	PCT. RANK	GAMES	SCHEDULE		OF SCHEDULE	RPI	RPI		RPI	RPI			
DIV. I ONLY		36-13-0	.73469	31	7-3-0		227	108	78	.5376	81	13	13		
DIV. I NON-CONF.		19-8-0	.7037	47	0-1-0		266	118	118	.5138	118	14	14		
TOTALS		RPI 1-25	RPI 26-50		W-L RECORDS		RPI 51-100		RPI 101-150		RPI 150+				
36-13-0		0-3-0	0-0-0		OVERALL		8-6-0		7-2-0		21-2-0				
19-5-0		0-2-0	0-0-0		HOME		2-0-0		7-2-0		10-1-0				
8-8-0		0-1-0	0-0-0		AWAY		4-6-0		0-0-0		4-1-0				
9-0-0		0-0-0	0-0-0		NEUTRAL		2-0-0		0-0-0		7-0-0				
19-8-0		0-3-0	0-0-0		NON-CONFERENCE		4-3-0		0-0-0		15-2-0				
7-3-0		0-2-0	0-0-0		HOME		0-0-0		0-0-0		7-1-0				
3-5-0		0-1-0	0-0-		AWAY		2-3-0		0-0-0		1-1-0				
9-0-0		0-0-0	0-0-0		NEUTRAL		2-0-0		0-0-0		7-0-0				
17-5-0		0-0-0	0-0-0		CONFERENCE		4-3-0		7-2-0		6-0-0				
12-2-0		0-0-0	0-0-0		HOME		2-0-0		7-2-0		3-0-0				
5-3-0		0-0-0	0-0-0		AWAY		2-3-0		0-0-0		3-0-0				
0-0-0		0-0-0	0-0-0		NEUTRAL		0-0-0		0-0-0		0-0-0				
RPI S	Opponent	Score		RPI S	Opponent	Score		RPI S	Opponent	Score		RPI S	Opponent	Score	
4 H	LSU	1	7					56 A	Texas Tech	1	0	131 H	Southeastern La.	5	3
18 A	UCLA	4	5					56 A	Texas Tech	2	3	131 H	Southeastern La.	4	2
21 H	La.-Lafayette	1	5					60 A	Cal St. Fullerton	5	1	131 H	Southeastern La.	3	5
								60 A	Cal St. Fullerton	0	1	141 H	Stephen F. Austin	5	4
								65 A	Ole Miss	8	9	141 H	Stephen F. Austin	4	0
								67 A	Central Ark.	8	0	141 H	Stephen F. Austin	0	2
								67 A	Central Ark.	3	4	144 H	Lamar	5	0
								75 A	Sam Houston St.	3	9	144 H	Lamar	4	3
								75 A	Sam Houston St.	10	0	144 H	Lamar	6	1
								75 A	Sam Houston St.	3	4	163 H	La.-Monroe	1	0
								78 H	Northwestern St.	1	0	170 H	Louisiana Tech	0	2
								78 H	Northwestern St.	5	2	179 A	Houston Baptist	2	0
								85 N	UT Martin	7	2	179 A	Houston Baptist	5	3
								94 N	Drake	5	1	179 A	Houston Baptist	6	5
												180 A	San Diego	3	1
												180 A	San Diego	0	2
												203 N	CSU Bakersfield	4	2
												218 N	Northern Colo.	12	3
												218 N	Northern Colo.	9	7
												222 N	Middle Tenn.	6	3
												224 N	Jackson St.	8	4
												236 H	A&M-Corpus Christi	4	1
												236 H	A&M-Corpus Christi	5	1
												236 H	A&M-Corpus Christi	4	2
												237 N	Wright St.	2	1
												245 H	Bucknell	8	0
												245 H	Bucknell	9	2
				LAST 10 GAMES											
				75 A	Sam Houston St.	3	4	144 H	Lamar	6	1				
				75 A	Sam Houston St.	10	0	4 H	LSU	1	7				
				75 A	Sam Houston St.	3	9	179 A	Houston Baptist	5	3				
				144 H	Lamar	5	0	179 A	Houston Baptist	6	5				
				144 H	Lamar	4	3	179 A	Houston Baptist	2	0				

Non-Div. I Games:

McNeese St.

RPI	S	Opponent	Score	
251	N	Mississippi Val.	7	2
275	H	Alcorn	13	0
275	H	Alcorn	9	1
283	H	Southern U.	9	0
283	H	Southern U.	7	1

McNeese St.

M
c
N
e
e
s
e
s
t
.

M
c
N
e
e
s
e
s
t
.

Average RPI Win: 127		WON-LOST RECORD		WINNING PCT. RANK		LAST 10 GAMES		STRENGTH OF SCHEDULE		OPP. STRENGTH OF SCHEDULE		TEAM RPI		ADJ RPI		CONF. RPI		ADJ CONF. RPI							
DIV. I ONLY		22-29-0		.43137 178		3-7-0		26		45		80		.53724 82		5		5							
DIV. I NON-CONF.		15-19-0		.44118 169		2-1-0		33		56		89		.53177 88		5		5							
TOTALS		RPI 1-25		RPI 26-50		W-L RECORDS		RPI 51-100		RPI 101-150		RPI 150+													
22-29-0		0-8-0		4-10-0		OVERALL		5-4-0		3-5-0		10-2-0													
13-10-0		0-2-0		2-2-0		HOME		3-1-0		1-4-0		7-1-0													
7-11-0		0-2-0		2-5-0		AWAY		1-2-0		2-1-0		2-1-0													
2-8-0		0-4-0		0-3-0		NEUTRAL		1-1-0		0-0-0		1-0-0													
15-19-0		0-6-0		0-5-0		NON-CONFERENCE		5-4-0		0-2-0		10-2-0													
10-5-0		0-0-0		0-1-0		HOME		3-1-0		0-2-0		7-1-0													
3-6-0		0-2-0		0-0-		AWAY		1-2-0		0-0-0		2-1-0													
2-8-0		0-4-0		0-3-0		NEUTRAL		1-1-0		0-0-0		1-0-0													
7-10-0		0-2-0		4-5-0		CONFERENCE		0-0-0		3-3-0		0-0-0													
3-5-0		0-2-0		2-1-0		HOME		0-0-0		1-2-0		0-0-0													
4-5-0		0-0-0		2-4-0		AWAY		0-0-0		2-1-0		0-0-0													
0-0-0		0-0-0		0-0-0		NEUTRAL		0-0-0		0-0-0		0-0-0													
RPI	S	Opponent		Score		RPI	S	Opponent		Score		RPI	S	Opponent		Score									
3	N	Florida		3	5	31	A	Virginia Tech		2	7	51	A	Kennesaw St.		17	3	102	H	Maryland	6	8			
12	N	Michigan		1	6	31	A	Virginia Tech		10	4	51	H	Kennesaw St.		8	9	102	H	Maryland	5	4			
13	A	Missouri		0	8	31	A	Virginia Tech		2	10	71	N	Illinois		1	0	102	H	Maryland	5	14			
13	A	Missouri		0	16	33	N	Oregon St.		1	9	73	A	SIU Edwardsville		1	2	111	A	Virginia	2	4			
14	N	California		0	8	35	A	Georgia		1	20	73	A	SIU Edwardsville		0	1	111	A	Virginia	7	3			
16	N	Louisville		3	6	35	H	Georgia		1	14	89	H	Marshall		7	6	111	A	Virginia	5	2			
19	H	Florida St.		0	8	38	A	North Carolina		6	11	91	N	Fordham		10	11	142	H	Indiana	1	4			
19	H	Florida St.		1	4	38	A	North Carolina		8	5	92	H	Coastal Caro.		2	1	142	H	Indiana	2	10			
						38	A	North Carolina		1	7	92	H	Coastal Caro.		11	3	154	A	Mercer	1	9			
						42	H	North Carolina St.		7	2							154	H	Mercer	9	10			
						42	H	North Carolina St.		7	5							162	A	Jacksonville St.	9	7			
						42	H	North Carolina St.		4	12							178	H	Missouri St.	8	7			
						44	N	Notre Dame		2	6							181	N	Temple	17	8			
						45	N	Northwestern		2	3							186	H	Southern Miss.	7	1			
																		186	H	Southern Miss.	4	0			
																		192	H	Miami (OH)	10	8			
																		192	H	Miami (OH)	6	4			
																		201	H	Eastern Mich.	12	0			
																		205	H	Butler	24	4			
																		232	A	Southeast Mo. St.	9	4			
LAST 10 GAMES																									
						19	H	Florida St.		1	4	38	A	North Carolina		8	5								
						19	H	Florida St.		0	8	186	H	Southern Miss.		4	0								
						51	H	Kennesaw St.		8	9	186	H	Southern Miss.		7	1								
						38	A	North Carolina		6	11	102	H	Maryland		5	14								
						38	A	North Carolina		1	7	102	H	Maryland		6	8								

Non-Div. I Games:

Georgia Tech

Average RPI Win:	193	WON-LOST RECORD	WINNING PCT. RANK	LAST 10 GAMES	STRENGTH OF SCHEDULE	OPP. STRENGTH OF SCHEDULE	TEAM RPI	ADJ RPI	CONF. RPI	ADJ CONF. RPI		
DIV. I ONLY		31-7-1	.80769 12	7-3-0	261	195	79	.53659 83	22	22		
DIV. I NON-CONF.		17-3-1	.83333 16	1-0-0	251	185	64	.5513 66	22	22		
<hr/>												
TOTALS	RPI 1-25	RPI 26-50		W-L RECORDS	RPI 51-100		RPI 101-150		RPI 150+			
31-7-1	0-0-0	1-1-0		OVERALL	0-0-0		7-2-0		23-4-1			
12-1-0	0-0-0	0-0-0		HOME	0-0-0		3-0-0		9-1-0			
9-3-0	0-0-0	0-0-0		AWAY	0-0-0		1-1-0		8-2-0			
10-3-1	0-0-0	1-1-0		NEUTRAL	0-0-0		3-1-0		6-1-1			
<hr/>												
17-3-1	0-0-0	1-1-0		NON-CONFERENCE	0-0-0		6-1-0		10-1-1			
5-0-0	0-0-0	0-0-0		HOME	0-0-0		3-0-0		2-0-0			
2-0-0	0-0-0	0-0-		AWAY	0-0-0		0-0-0		2-0-0			
10-3-1	0-0-0	1-1-0		NEUTRAL	0-0-0		3-1-0		6-1-1			
<hr/>												
14-4-0	0-0-0	0-0-0		CONFERENCE	0-0-0		1-1-0		13-3-0			
7-1-0	0-0-0	0-0-0		HOME	0-0-0		0-0-0		7-1-0			
7-3-0	0-0-0	0-0-0		AWAY	0-0-0		1-1-0		6-2-0			
0-0-0	0-0-0	0-0-0		NEUTRAL	0-0-0		0-0-0		0-0-0			
<hr/>												
RPI S	Opponent	Score	RPI S	Opponent	Score	RPI S	Opponent	Score	RPI S	Opponent	Score	
			45 N	Northwestern	0 4				101 H	Delaware	7 1	
			48 N	Georgia St.	9 3				101 H	Delaware	4 3	
									110 H	Penn	5 0	
									117 A	Saint Louis	5 3	
									117 A	Saint Louis	2 4	
									120 N	Central Mich.	3 8	
									146 N	Providence	6 1	
									150 N	Georgetown	3 1	
									150 N	Georgetown	3 1	
									152 N	Loyola Marymount	4 3	
									156 H	Dayton	3 1	
									156 H	Dayton	2 0	
									157 H	Villanova	8 5	
									164 H	Massachusetts	5 4	
									164 H	Massachusetts	1 2	
									169 H	Charlotte	6 3	
									169 H	Charlotte	3 2	
									181 A	Temple	14 5	
									181 A	Temple	1 10	
									183 N	Western Mich.	1 7	
									200 N	St. John's (NY)	4 1	
									200 N	St. John's (NY)	8 8	
			LAST 10 GAMES						205 A	Butler	5 4	
			265 H Rhode Island			1 0	117 A Saint Louis			5 3	205 A Butler	2 5
			265 H Rhode Island			2 1	205 A Butler			5 4	209 A Drexel	3 0
			164 H Massachusetts			5 4	205 A Butler			2 5	223 N Quinnipiac	7 6
			164 H Massachusetts			1 2	274 H Delaware St.			6 0	246 N Youngstown St.	6 2
			117 A Saint Louis			2 4	156 H Dayton			2 0		

Non-Div. I Games:

Saint Joseph's

RPI	S	Opponent	Score	
258	A	La Salle	8	0
258	A	La Salle	7	1
260	N	Toledo	6	3
265	H	Rhode Island	2	1
265	H	Rhode Island	1	0
269	A	St. Bonaventure	6	0
269	A	St. Bonaventure	8	4
270	N	Maine	8	2
274	H	Delaware St.	6	0
277	A	Rider	11	7

Saint Joseph's

S
a
i
n
t
J
o
s
e
p
h
'
s

Average RPI Win:	151	WON-LOST	WINNING	LAST 10	STRENGTH OF	OPP. STRENGTH	TEAM	ADJ	CONF.	ADJ CONF.		
Average RPI Loss:	55	RECORD	PCT. RANK	GAMES	SCHEDULE	OF SCHEDULE	RPI	RPI	RPI	RPI		
DIV. I ONLY		25-22-0	.53191	121	7-3-0	91	38	84	.53569	84	6	6
DIV. I NON-CONF.		13-13-0	.5	137	1-3-0	78	19	90	.53199	87	6	6
<hr/>												
TOTALS	RPI 1-25	RPI 26-50		W-L RECORDS		RPI 51-100		RPI 101-150		RPI 150+		
25-22-0	1-11-0	1-2-0		OVERALL		3-4-0		5-5-0		15-0-0		
8-10-0	1-5-0	0-1-0		HOME		1-3-0		2-1-0		4-0-0		
10-9-0	0-4-0	1-1-0		AWAY		1-0-0		2-3-0		6-0-0		
7-3-0	0-2-0	0-0-0		NEUTRAL		1-1-0		1-0-0		5-0-0		
13-13-0	1-6-0	0-1-0		NON-CONFERENCE		2-3-0		1-3-0		9-0-0		
2-5-0	1-2-0	0-1-0		HOME		0-2-0		0-0-0		1-0-0		
4-5-0	0-2-0	0-0-		AWAY		1-0-0		0-3-0		3-0-0		
7-3-0	0-2-0	0-0-0		NEUTRAL		1-1-0		1-0-0		5-0-0		
12-9-0	0-5-0	1-1-0		CONFERENCE		1-1-0		4-2-0		6-0-0		
6-5-0	0-3-0	0-0-0		HOME		1-1-0		2-1-0		3-0-0		
6-4-0	0-2-0	1-1-0		AWAY		0-0-0		2-1-0		3-0-0		
0-0-0	0-0-0	0-0-0		NEUTRAL		0-0-0		0-0-0		0-0-0		
<hr/>												
RPI S	Opponent	Score		RPI S	Opponent	Score		RPI S	Opponent	Score		
1 H	Oklahoma	1	12	28 A	Western Ky.	8	1	56 N	Texas Tech	5	3	
2 A	Texas	4	5	28 A	Western Ky.	3	4	58 H	Neb. Omaha	3	4	
2 A	Texas	1	9	34 H	Iowa	1	4	66 A	Oklahoma St.	4	3	
15 A	South Ala.	2	3					66 H	Oklahoma St.	0	8	
15 A	South Ala.	1	12					68 H	FIU	0	1	
21 H	La.-Lafayette	0	5					68 H	FIU	2	1	
21 H	La.-Lafayette	2	8					90 N	Purdue	2	6	
21 H	La.-Lafayette	0	10									
25 H	Baylor	1	2									
25 H	Baylor	5	3									
25 N	Baylor	3	8									
25 N	Baylor	3	9									
				LAST 10 GAMES								
				163 H La.-Monroe 8 0				222 A Middle Tenn. 10 2				
				163 H La.-Monroe 8 0				222 A Middle Tenn. 3 2				
				163 H La.-Monroe 8 7				222 A Middle Tenn. 8 1				
				139 A Texas-Arlington 1 2				236 N A&M-Corpus Christi 11 3				
				1 H Oklahoma 1 12				236 N A&M-Corpus Christi 7 3				
								236 N A&M-Corpus Christi 9 1				
								222 A Middle Tenn. 3 2				
								222 A Middle Tenn. 8 1				
								222 A Middle Tenn. 3 2				
								236 N A&M-Corpus Christi 11 3				
								236 N A&M-Corpus Christi 7 3				
								236 N A&M-Corpus Christi 9 1				
								222 A Middle Tenn. 3 2				
								222 A Middle Tenn. 8 1				
								222 A Middle Tenn. 3 2				
								236 N A&M-Corpus Christi 11 3				
								236 N A&M-Corpus Christi 7 3				
								236 N A&M-Corpus Christi 9 1				
								222 A Middle Tenn. 3 2				
								222 A Middle Tenn. 8 1				

Non-Div. I Games:

North Texas

Average RPI Win:	168	WON-LOST RECORD	WINNING PCT. RANK	LAST 10 GAMES	STRENGTH OF SCHEDULE	OPP. STRENGTH OF SCHEDULE	TEAM RPI	ADJ RPI	CONF. RPI	ADJ CONF. RPI		
DIV. I ONLY		30-18-0	.625	76	3-7-0	142	169	87	.53419	85	16	17
DIV. I NON-CONF.		18-8-0	.69231	51	0-1-0	158	177	71	.54975	68	17	18
<hr/>												
TOTALS	RPI 1-25	RPI 26-50		W-L RECORDS		RPI 51-100		RPI 101-150		RPI 150+		
30-18-0	0-0-0	1-0-0		OVERALL		5-8-0		4-5-0		20-5-0		
10-7-0	0-0-0	0-0-0		HOME		3-3-0		1-2-0		6-2-0		
7-6-0	0-0-0	0-0-0		AWAY		2-2-0		0-1-0		5-3-0		
13-5-0	0-0-0	1-0-0		NEUTRAL		0-3-0		3-2-0		9-0-0		
18-8-0	0-0-0	1-0-0		NON-CONFERENCE		3-4-0		3-3-0		11-1-0		
4-1-0	0-0-0	0-0-0		HOME		2-0-0		0-0-0		2-1-0		
1-2-0	0-0-0	0-0-		AWAY		1-1-0		0-1-0		0-0-0		
13-5-0	0-0-0	1-0-0		NEUTRAL		0-3-0		3-2-0		9-0-0		
12-10-0	0-0-0	0-0-0		CONFERENCE		2-4-0		1-2-0		9-4-0		
6-6-0	0-0-0	0-0-0		HOME		1-3-0		1-2-0		4-1-0		
6-4-0	0-0-0	0-0-0		AWAY		1-1-0		0-0-0		5-3-0		
0-0-0	0-0-0	0-0-0		NEUTRAL		0-0-0		0-0-0		0-0-0		
RPI	S	Opponent	Score	RPI	S	Opponent	Score	RPI	S	Opponent	Score	
	36	N UAB	2 0		51	A Kennesaw St.	5 4		101	N Delaware	2 7	
					61	H Eastern Ill.	2 1		107	H Murray St.	1 4	
					61	H Eastern Ill.	1 2		107	H Murray St.	1 0	
					63	N Ball St.	0 2		107	H Murray St.	2 3	
					65	A Ole Miss	8 9		110	N Penn	1 0	
					65	H Ole Miss	1 0		110	N Penn	5 2	
					73	A SIU Edwardsville	7 4		117	N Saint Louis	3 2	
					73	A SIU Edwardsville	6 8		131	A Southeastern La.	0 2	
					81	N McNeese St.	2 7		138	N South Dakota	2 5	
					93	H Eastern Ky.	3 5		154	N Mercer	11 10	
					93	H Eastern Ky.	1 4		162	A Jacksonville St.	6 7	
					94	N Drake	3 7		162	A Jacksonville St.	7 6	
					99	H Southern Ill.	5 4		170	N Louisiana Tech	7 2	
									174	H Evansville	9 7	
									174	H Evansville	12 4	
									175	A Tennessee Tech	9 1	
									175	A Tennessee Tech	0 3	
									185	H Memphis	2 4	
									193	H Austin Peay	8 5	
									193	H Austin Peay	5 2	
									193	H Austin Peay	4 3	
									207	H Morehead St.	0 4	
									207	H Morehead St.	5 3	
									219	A Belmont	11 5	
									219	A Belmont	8 2	
									222	N Middle Tenn.	7 2	
									228	A Tennessee St.	13 0	

Non-Div. I Games: Trevecca Nazarene 6 1

UT Martin

RPI	S	Opponent	Score	
228	A	Tennessee St.	2	4
235	N	Sacred Heart	1	0
248	N	Saint Francis (PA)	2	0
251	N	Mississippi Val.	5	1
259	N	Holy Cross	5	0
261	N	Niagara	6	1
276	N	Detroit	11	2

UT Martin

Stetson

Average RPI Win:	177	WON-LOST	WINNING	LAST 10	STRENGTH OF	OPP. STRENGTH	TEAM	ADJ	CONF.	ADJ CONF.					
Average RPI Loss:	80 <th>RECORD</th> <th>PCT. RANK</th> <th>GAMES</th> <th>SCHEDULE</th> <th>OF SCHEDULE</th> <th>RPI</th> <th>RPI</th> <th>RPI</th> <th>RPI</th>	RECORD	PCT. RANK	GAMES	SCHEDULE	OF SCHEDULE	RPI	RPI	RPI	RPI					
DIV. I ONLY		30-19-0	.61224	82	8-2-0	117	127	82	.53311	86	7	7			
DIV. I NON-CONF.		17-7-0	.70833	46	0-0-0	209	215	87	.52969	92	10	10			
<hr/>															
TOTALS	RPI 1-25	RPI 26-50		W-L RECORDS		RPI 51-100		RPI 101-150		RPI 150+					
30-19-0	0-0-0	0-9-0		OVERALL		7-5-0		1-2-0		22-3-0					
25-10-0	0-0-0	0-2-0		HOME		3-4-0		1-1-0		21-3-0					
4-7-0	0-0-0	0-6-0		AWAY		4-1-0		0-0-0		0-0-0					
1-2-0	0-0-0	0-1-0		NEUTRAL		0-0-0		0-1-0		1-0-0					
17-7-0	0-0-0	0-3-0		NON-CONFERENCE		0-2-0		1-2-0		16-0-0					
16-5-0	0-0-0	0-2-0		HOME		0-2-0		1-1-0		15-0-0					
0-0-0	0-0-0	0-0-		AWAY		0-0-0		0-0-0		0-0-0					
1-2-0	0-0-0	0-1-0		NEUTRAL		0-0-0		0-1-0		1-0-0					
13-12-0	0-0-0	0-6-0		CONFERENCE		7-3-0		0-0-0		6-3-0					
9-5-0	0-0-0	0-0-0		HOME		3-2-0		0-0-0		6-3-0					
4-7-0	0-0-0	0-6-0		AWAY		4-1-0		0-0-0		0-0-0					
0-0-0	0-0-0	0-0-0		NEUTRAL		0-0-0		0-0-0		0-0-0					
<hr/>															
RPI	S	Opponent	Score	RPI	S	Opponent	Score	RPI	S	Opponent	Score				
				41	H	South Carolina	7 15	51	H	Kennesaw St.	8 0	122	H	Michigan St.	1 4
				41	H	South Carolina	4 14	51	H	Kennesaw St.	4 2	122	H	Michigan St.	6 1
				41	N	South Carolina	3 8	51	H	Kennesaw St.	8 11	139	N	Texas-Arlington	0 1
				46	A	USC Upstate	0 3	52	A	Lipscomb	4 3	154	H	Mercer	4 12
				46	A	USC Upstate	0 8	52	A	Lipscomb	3 7	154	H	Mercer	8 4
				46	A	USC Upstate	4 6	53	H	North Florida	6 2	154	H	Mercer	4 8
				50	A	FGCU	4 10	53	H	North Florida	0 8	189	H	Fairleigh Dickinson	5 2
				50	A	FGCU	3 5	77	A	Jacksonville	3 1	189	H	Fairleigh Dickinson	3 0
				50	A	FGCU	4 5	77	A	Jacksonville	5 1	194	H	Dartmouth	7 0
								77	A	Jacksonville	3 1	198	H	East Tenn. St.	3 0
								80	H	UCF	0 3	198	H	East Tenn. St.	7 3
								89	H	Marshall	4 6	198	H	East Tenn. St.	2 0
												199	H	Valparaiso	4 3
												199	H	Valparaiso	5 1
												204	H	Cornell	7 6
												204	H	Cornell	10 3
												211	N	Buffalo	5 1
												216	H	Northern Ky.	2 1
												216	H	Northern Ky.	8 0
												216	H	Northern Ky.	1 3
												233	H	Bethune-Cookman	3 2
												233	H	Bethune-Cookman	7 3
												239	H	Florida A&M	11 0
												255	H	Colgate	8 7
												255	H	Colgate	10 2
												255	H	Colgate	6 3
												261	H	Niagara	8 0
<hr/>															
				LAST 10 GAMES											
				52	A	Lipscomb	3 7	198	H	East Tenn. St.	3 0	239	H	Florida A&M	11 0
				52	A	Lipscomb	4 3	53	H	North Florida	0 8	255	H	Colgate	8 7
				77	A	Jacksonville	3 1	53	H	North Florida	6 2	255	H	Colgate	10 2
				198	H	East Tenn. St.	7 3	51	H	Kennesaw St.	4 2	255	H	Colgate	6 3
				198	H	East Tenn. St.	2 0	51	H	Kennesaw St.	8 0	261	H	Niagara	8 0

Non-Div. I Games:

Stetson

RPI	S	Opponent	Score	
261	H	Niagara	4	1

Stetson

S
t
e
t
s
o
n

S
t
e
t
s
o
n

Average RPI Win: 160		WON-LOST	WINNING	LAST 10	STRENGTH OF		OPP. STRENGTH	TEAM	ADJ	CONF.	ADJ CONF.	
Average RPI Loss: 92		RECORD	PCT. RANK	GAMES	SCHEDULE		OF SCHEDULE	RPI	RPI	RPI	RPI	
DIV. I ONLY		27-18-0	.6 89	6-4-0	125		114	85	.53186	87	14	14
DIV. I NON-CONF.		11-13-0	.45833 163	3-3-0	133		61	143	.50121	140	15	15
<hr/>												
TOTALS		RPI 1-25	RPI 26-50		W-L RECORDS		RPI 51-100		RPI 101-150		RPI 150+	
27-18-0		0-4-0	1-3-0		OVERALL		1-2-0		12-5-0		13-4-0	
16-0-0		0-0-0	0-0-0		HOME		0-0-0		8-0-0		8-0-0	
8-14-0		0-2-0	1-3-0		AWAY		0-2-0		3-5-0		4-1-0	
3-4-0		0-1-0	0-0-0		NEUTRAL		1-0-0		1-0-0		1-3-0	
11-13-0		0-4-0	1-3-0		NON-CONFERENCE		1-2-0		4-1-0		5-3-0	
4-0-0		0-0-0	0-0-0		HOME		0-0-0		2-0-0		2-0-0	
4-9-0		0-3-0	1-0-		AWAY		0-2-0		1-1-0		2-0-0	
3-4-0		0-1-0	0-0-0		NEUTRAL		1-0-0		1-0-0		1-3-0	
16-5-0		0-0-0	0-0-0		CONFERENCE		0-0-0		8-4-0		8-1-0	
12-0-0		0-0-0	0-0-0		HOME		0-0-0		6-0-0		6-0-0	
4-5-0		0-0-0	0-0-0		AWAY		0-0-0		2-4-0		2-1-0	
0-0-0		0-0-0	0-0-0		NEUTRAL		0-0-0		0-0-0		0-0-0	
RPI S	Opponent	Score		RPI S	Opponent	Score		RPI S	Opponent	Score		
7 N	Alabama	3	9	38 A	North Carolina	2	9	59 A	Auburn	0	10	
10 A	Tennessee	0	9	41 A	South Carolina	0	5	59 A	Auburn	0	9	
19 A	Florida St.	0	3	46 A	USC Upstate	6	3	99 N	Southern Ill.	10	9	
19 A	Florida St.	7	8	50 A	FGCU	3	6					

Non-Div. I Games:

Appalachian St.

RPI	S	Opponent	Score	
212	A	Western Caro.	4	13
212	A	Western Caro.	6	1
212	A	Western Caro.	5	4
244	A	Charleston So.	3	1
244	A	Charleston So.	11	6
278	H	N.C. A&T	5	3
278	H	N.C. A&T	1	0

Appalachian St.

A
P
P
a
l
a
c
h
i
a
n
S
t
.

A
P
P
a
l
a
c
h
i
a
n
S
t
.

Longwood

Longwood

RPI	S	Opponent	Score	
227	H	Gardner-Webb	9	0
240	A	Norfolk St.	2	0
240	A	Norfolk St.	19	7
244	A	Charleston So.	12	2
244	A	Charleston So.	9	3
244	A	Charleston So.	8	0
245	H	Bucknell	9	1
245	H	Bucknell	7	0
248	H	Saint Francis (PA)	20	4
248	H	Saint Francis (PA)	10	0
281	A	N.C. Central	5	0
281	A	N.C. Central	5	2

Longwood

L
o
n
g
w
o
o
d

L
o
n
g
w
o
o
d

RPI	S	Opponent	Score	
237	H	Wright St.	2	0
237	H	Wright St.	6	4

Marshall

M
a
r
s
h
a
l
l

M
a
r
s
h
a
l
l

Average RPI Win:		145	WON-LOST RECORD		WINNING PCT. RANK		LAST 10 GAMES		STRENGTH OF SCHEDULE		OPP. STRENGTH OF SCHEDULE		TEAM RPI		ADJ RPI		CONF. RPI		ADJ CONF. RPI				
DIV. I ONLY			22-28-0		.44 172		4-6-0		45		40		89		.52796 90		4		4				
DIV. I NON-CONF.			14-15-0		.48276 149		1-0-0		62		69		93		.52565 96		4		4				
TOTALS		RPI 1-25		RPI 26-50		W-L RECORDS		RPI 51-100		RPI 101-150		RPI 150+											
22-28-0		1-12-0		1-7-0		OVERALL		4-3-0		7-5-0		9-1-0											
3-4-0		1-2-0		0-0-0		HOME		0-0-0		1-2-0		1-0-0											
10-19-0		0-9-0		0-5-0		AWAY		2-3-0		5-1-0		3-1-0											
9-5-0		0-1-0		1-2-0		NEUTRAL		2-0-0		1-2-0		5-0-0											
14-15-0		0-6-0		1-4-0		NON-CONFERENCE		2-2-0		2-2-0		9-1-0											
1-0-0		0-0-0		0-0-0		HOME		0-0-0		0-0-0		1-0-0											
4-11-0		0-6-0		0-0-		AWAY		0-2-0		1-0-0		3-1-0											
9-4-0		0-0-0		1-2-0		NEUTRAL		2-0-0		1-2-0		5-0-0											
8-13-0		1-6-0		0-3-0		CONFERENCE		2-1-0		5-3-0		0-0-0											
2-4-0		1-2-0		0-0-0		HOME		0-0-0		1-2-0		0-0-0											
6-8-0		0-3-0		0-3-0		AWAY		2-1-0		4-1-0		0-0-0											
0-1-0		0-1-0		0-0-0		NEUTRAL		0-0-0		0-0-0		0-0-0											
RPI	S	Opponent		Score		RPI	S	Opponent		Score		RPI	S	Opponent		Score							
4	A	LSU		0	1	26	N	Tulsa		5	0	54	A	Ohio St.		3	5	122	H	Michigan St.		2	3
6	H	Nebraska		2	12	26	N	Tulsa		1	4	54	A	Ohio St.		4	2	122	H	Michigan St.		0	1
6	H	Nebraska		6	5	32	A	Arizona		4	5	54	A	Ohio St.		8	7	122	H	Michigan St.		7	2
6	H	Nebraska		2	5	37	A	Houston		1	3	75	A	Sam Houston St.		2	5	130	A	Loyola Chicago		7	4
6	N	Nebraska		3	4	38	N	North Carolina		1	2	75	A	Sam Houston St.		2	3	131	N	Southeastern La.		1	3
12	A	Michigan		0	9	45	A	Northwestern		2	6	84	N	North Texas		6	2	131	N	Southeastern La.		6	0
12	A	Michigan		7	8	45	A	Northwestern		4	6	94	N	Drake		8	5	134	A	Penn St.		12	3
12	A	Michigan		5	13	45	A	Northwestern		1	4							134	A	Penn St.		4	8
17	A	Texas A&M		1	6													142	A	Indiana		9	1
17	A	Texas A&M		1	5													142	A	Indiana		7	3
25	A	Baylor		0	1													142	A	Indiana		7	2
25	A	Baylor		0	8													149	N	UTSA		1	2
25	A	Baylor		0	4													167	A	Texas St.		7	2
																		167	A	Texas St.		4	3
																		199	H	Valparaiso		4	2
																		217	N	Hampton		4	0
																		226	A	IUPUI		18	2
																		226	A	IUPUI		2	3
																		229	N	Southern Utah		8	0
																		236	N	A&M-Corpus Christi		3	0
																		236	N	A&M-Corpus Christi		7	0
																		241	N	Utah St.		2	1
				LAST 10 GAMES																			
				45	A	Northwestern		2	6	6	H	Nebraska		2	5								
				45	A	Northwestern		1	4	6	H	Nebraska		2	12								
				45	A	Northwestern		4	6	134	A	Penn St.		4	8								
				199	H	Valparaiso		4	2	134	A	Penn St.		12	3								
				6	H	Nebraska		6	5	142	A	Indiana		7	3								

Non-Div. I Games:

Purdue

Average RPI Win: 177		WON-LOST RECORD		WINNING PCT. RANK		LAST 10 GAMES		STRENGTH OF SCHEDULE		OPP. STRENGTH OF SCHEDULE		TEAM RPI		ADJ RPI		CONF. RPI		ADJ CONF. RPI	
DIV. I ONLY		30-17-0		.6383 71		7-3-0		189		144		100		.52764 91		22		22	
DIV. I NON-CONF.		17-12-0		.58621 92		1-1-0		122		98		86		.53768 78		22		22	
TOTALS		RPI 1-25		RPI 26-50		W-L RECORDS		RPI 51-100		RPI 101-150		RPI 150+							
30-17-0		1-1-0		2-2-0		OVERALL		1-3-0		5-7-0		21-4-0							
9-3-0		0-1-0		0-0-0		HOME		0-0-0		0-2-0		9-0-0							
7-5-0		0-0-0		1-0-0		AWAY		0-0-0		1-1-0		5-4-0							
14-9-0		1-0-0		1-2-0		NEUTRAL		1-3-0		4-4-0		7-0-0							
17-12-0		1-1-0		2-2-0		NON-CONFERENCE		1-3-0		4-6-0		9-0-0							
1-3-0		0-1-0		0-0-0		HOME		0-0-0		0-2-0		1-0-0							
2-0-0		0-0-0		1-0-		AWAY		0-0-0		0-0-0		1-0-0							
14-9-0		1-0-0		1-2-0		NEUTRAL		1-3-0		4-4-0		7-0-0							
13-5-0		0-0-0		0-0-0		CONFERENCE		0-0-0		1-1-0		12-4-0							
8-0-0		0-0-0		0-0-0		HOME		0-0-0		0-0-0		8-0-0							
5-5-0		0-0-0		0-0-0		AWAY		0-0-0		1-1-0		4-4-0							
0-0-0		0-0-0		0-0-0		NEUTRAL		0-0-0		0-0-0		0-0-0							
RPI	S	Opponent		Score		RPI	S	Opponent		Score		RPI	S	Opponent		Score			
2	N	Texas		9	7	30	N	Mississippi St.		0	8	102	N	Maryland		2	10		
24	H	Hofstra		2	10	31	N	Virginia Tech		2	0	108	N	Chattanooga		2	1		
						39	A	James Madison		12	1	108	N	Chattanooga		6	5		
						40	N	DePaul		2	4	108	N	Chattanooga		9	1		
														117 A Saint Louis		4	3		
														117 A Saint Louis		1	2		
														120 N Central Mich.		7	1		
														121 N Pittsburgh		0	13		
														123 N UC Davis		0	2		
														126 H Lehigh		1	6		
														126 H Lehigh		1	7		
														142 N Indiana		0	1		
														155 N Binghamton		13	10		
														156 H Dayton		4	1		
														156 H Dayton		5	2		
														158 H George Washington		3	0		
														158 H George Washington		8	3		
														164 A Massachusetts		17	11		
														164 A Massachusetts		5	9		
														169 A Charlotte		8	10		
														169 A Charlotte		7	9		
								LAST 10 GAMES						175 N Tennessee Tech		6	0		
								269 A St. Bonaventure		6	5			183 N Western Mich.		1	0		
								269 A St. Bonaventure		15	1			191 N LIU Brooklyn		14	6		
								24 H Hofstra		2	10			205 A Butler		3	0		
								254 H Iona		8	2			205 A Butler		2	3		
								156 H Dayton		4	1			117 A Saint Louis		1	2		
								117 A Saint Louis		4	3			246 N Youngstown St.		7	0		

Non-Div. I Games:

Fordham

RPI	S	Opponent	Score	
254	A	Iona	3	2
254	H	Iona	8	2
258	H	La Salle	5	1
258	H	La Salle	8	0
265	H	Rhode Island	12	2
265	H	Rhode Island	6	2
269	A	St. Bonaventure	6	5
269	A	St. Bonaventure	15	1
270	N	Maine	4	0
276	N	Detroit	18	8

Fordham

F
o
r
d
h
a
m

F
o
r
d
h
a
m

Average RPI Win:		186	WON-LOST RECORD		WINNING PCT. RANK	LAST 10 GAMES		STRENGTH OF SCHEDULE		OPP. STRENGTH OF SCHEDULE	TEAM RPI	ADJ RPI	CONF. RPI	ADJ CONF. RPI			
Average RPI Loss:		96															
DIV. I ONLY			34-20-0		.62963	74		8-2-0		165	151	92	.52592	92	20	20	
DIV. I NON-CONF.			15-15-0		.5	137		2-2-0		124	95	123	.50895	122	20	20	
TOTALS		RPI 1-25		RPI 26-50		W-L RECORDS		RPI 51-100		RPI 101-150		RPI 150+					
34-20-0		0-2-0		0-6-0		OVERALL		3-3-0		9-5-0		22-4-0					
20-8-0		0-0-0		0-1-0		HOME		0-0-0		7-4-0		13-3-0					
12-9-0		0-0-0		0-4-0		AWAY		3-3-0		2-1-0		7-1-0					
2-3-0		0-2-0		0-1-0		NEUTRAL		0-0-0		0-0-0		2-0-0					
15-15-0		0-2-0		0-6-0		NON-CONFERENCE		0-3-0		5-3-0		10-1-0					
13-5-0		0-0-0		0-1-0		HOME		0-0-0		5-3-0		8-1-0					
0-7-0		0-0-0		0-0-		AWAY		0-3-0		0-0-0		0-0-0					
2-3-0		0-2-0		0-1-0		NEUTRAL		0-0-0		0-0-0		2-0-0					
19-5-0		0-0-0		0-0-0		CONFERENCE		3-0-0		4-2-0		12-3-0					
7-3-0		0-0-0		0-0-0		HOME		0-0-0		2-1-0		5-2-0					
12-2-0		0-0-0		0-0-0		AWAY		3-0-0		2-1-0		7-1-0					
0-0-0		0-0-0		0-0-0		NEUTRAL		0-0-0		0-0-0		0-0-0					
RPI	S	Opponent		Score		RPI	S	Opponent		Score		RPI	S	Opponent		Score	
10	N	Tennessee		3	10	39	H	James Madison		0	2	51	A	Kennesaw St.		0	1
10	N	Tennessee		0	8	41	A	South Carolina		3	5	82	A	Georgia Tech		1	2
						41	A	South Carolina		2	10	82	A	Georgia Tech		3	11
						42	N	North Carolina St.		2	4	88	A	Longwood		11	5
						43	A	South Fla.		2	5	88	A	Longwood		6	5
						43	A	South Fla.		1	5	88	A	Longwood		3	0
														128 H Albany (NY)		8	0
														128 H Albany (NY)		2	4
														130 H Loyola Chicago		5	3
														130 H Loyola Chicago		5	1
														137 A Winthrop		8	6
														137 A Winthrop		3	1
														137 A Winthrop		5	9
														150 H Georgetown		6	0
														150 H Georgetown		3	0
														178 N Missouri St.		10	6
														178 N Missouri St.		5	2
														187 H Wichita St.		2	5
														195 H Presbyterian		5	1
														195 H Presbyterian		6	2
														195 H Presbyterian		14	2
														209 H Drexel		8	0
														212 H Western Caro.		4	0
														214 H Radford		2	4
														214 H Radford		5	1
														214 H Radford		1	4
														220 A Liberty		5	1
														220 A Liberty		9	5
				LAST 10 GAMES													
						220 A Liberty	9	5	195 H Presbyterian	14	2	214 H Radford	2				4
						220 A Liberty	5	1	195 H Presbyterian	6	2	214 H Radford	5				1
						220 A Liberty	9	0	195 H Presbyterian	5	1	214 H Radford	1				4
						106 H Col. of Charleston	1	2	234 H UNC Wilmington	4	3	220 A Liberty	5				1
						106 H Col. of Charleston	0	9	234 H UNC Wilmington	6	5	220 A Liberty	9				5

Non-Div. I Games:

Coastal Caro.

RPI	S	Opponent	Score	
220	A	Liberty	9	0
222	H	Middle Tenn.	2	0
222	H	Middle Tenn.	10	0
227	A	Gardner-Webb	2	3
227	A	Gardner-Webb	7	3
227	A	Gardner-Webb	7	2
234	H	UNC Wilmington	4	3
234	H	UNC Wilmington	6	5
244	A	Charleston So.	11	3
244	A	Charleston So.	11	2
244	H	Charleston So.	6	5
265	H	Rhode Island	7	2
265	H	Rhode Island	10	2

Coastal Caro.

C
o
a
s
t
a
l
C
a
r
o
.

C
o
a
s
t
a
l
C
a
r
o
.

Average RPI Win:		180	WON-LOST RECORD		WINNING PCT. RANK	LAST 10 GAMES	STRENGTH OF SCHEDULE		OPP. STRENGTH OF SCHEDULE	TEAM RPI	ADJ RPI	CONF. RPI	ADJ CONF. RPI						
Average RPI Loss:		101																	
DIV. I ONLY			32-18-0		.64	69	8-2-0		179	125	93	.52587	93	16	17				
DIV. I NON-CONF.			15-12-0		.55556	107	2-0-0		184	93	124	.50813	127	17	18				
TOTALS		RPI 1-25		RPI 26-50		W-L RECORDS		RPI 51-100		RPI 101-150		RPI 150+							
32-18-0		0-4-0		0-2-0		OVERALL		5-3-0		4-4-0		23-5-0							
10-6-0		0-2-0		0-0-0		HOME		2-2-0		0-0-0		8-2-0							
12-7-0		0-1-0		0-1-0		AWAY		2-1-0		2-1-0		8-3-0							
10-5-0		0-1-0		0-1-0		NEUTRAL		1-0-0		2-3-0		7-0-0							
15-12-0		0-4-0		0-2-0		NON-CONFERENCE		1-1-0		2-4-0		12-1-0							
4-2-0		0-2-0		0-0-0		HOME		0-0-0		0-0-0		4-0-0							
1-5-0		0-1-0		0-0-		AWAY		0-1-0		0-1-0		1-1-0							
10-5-0		0-1-0		0-1-0		NEUTRAL		1-0-0		2-3-0		7-0-0							
17-6-0		0-0-0		0-0-0		CONFERENCE		4-2-0		2-0-0		11-4-0							
6-4-0		0-0-0		0-0-0		HOME		2-2-0		0-0-0		4-2-0							
11-2-0		0-0-0		0-0-0		AWAY		2-0-0		2-0-0		7-2-0							
0-0-0		0-0-0		0-0-0		NEUTRAL		0-0-0		0-0-0		0-0-0							
RPI	S	Opponent		Score		RPI	S	Opponent		Score		RPI	S	Opponent		Score			
10	A	Tennessee		0	8	28	A	Western Ky.		3	8	61	H	Eastern Ill.		2	3		
11	H	Kentucky		2	6	36	N	UAB		1	6	61	H	Eastern Ill.		5	3		
11	H	Kentucky		3	4							63	N	Ball St.		8	6		
23	N	Wisconsin		1	5							73	H	SIU Edwardsville		11	3		
												73	H	SIU Edwardsville		1	4		
												85	A	UT Martin		5	3		
												85	A	UT Martin		4	1		
												99	A	Southern Ill.		1	9		
														Ill.-Chicago		3	9		
														Ill.-Chicago		2	0		
														Mercer		2	1		
														Jacksonville St.		4	6		
														Jacksonville St.		3	1		
														Tennessee Tech		2	11		
														Tennessee Tech		1	5		
														Tennessee Tech		3	0		
														Ohio		10	3		
														Ohio		7	0		
														Miami (OH)		10	2		
														Austin Peay		3	1		
														Austin Peay		6	1		
														Northern Ky.		3	2		
														Northern Ky.		8	0		
														Northern Ky.		3	2		
														Belmont		2	0		
														Belmont		12	7		
														Belmont		7	4		
														Liberty		4	0		
														Middle Tenn.		1	2		
				LAST 10 GAMES															
				162	A	Jacksonville St.		3	1	85	A	UT Martin		5	3	219	A	Belmont	
				162	A	Jacksonville St.		4	6	232	A	Southeast Mo. St.		11	12	219	A	Belmont	
				216	H	Northern Ky.		8	0	232	A	Southeast Mo. St.		6	4	219	A	Belmont	
				216	H	Northern Ky.		3	2	228	H	Tennessee St.		5	3	220	N	Liberty	
				85	A	UT Martin		4	1	228	H	Tennessee St.		9	2	222	A	Middle Tenn.	

Non-Div. I Games:

Eastern Ky.

RPI	S	Opponent	Score	
222	A	Middle Tenn.	5	1
228	H	Tennessee St.	5	3
228	H	Tennessee St.	13	5
228	H	Tennessee St.	9	2
232	A	Southeast Mo. St.	11	12
232	A	Southeast Mo. St.	6	4
260	N	Toledo	10	2
260	N	Toledo	9	2
281	N	N.C. Central	9	0

Eastern Ky.

E
a
s
t
e
r
n
K
y
.

E
a
s
t
e
r
n
K
y
.

Drake

Average RPI Win: 170		WON-LOST RECORD		WINNING PCT. RANK		LAST 10 GAMES		STRENGTH OF SCHEDULE		OPP. STRENGTH OF SCHEDULE		TEAM RPI		ADJ RPI		CONF. RPI		ADJ CONF. RPI				
DIV. I ONLY		26-19-0		.57778 103		5-5-0		155		61		96		.52559 94		15		15				
DIV. I NON-CONF.		13-12-0		.52 126		0-1-0		80		12		83		.53587 82		13		13				
TOTALS		RPI 1-25		RPI 26-50		W-L RECORDS		RPI 51-100		RPI 101-150		RPI 150+										
26-19-0		0-6-0		2-3-0		OVERALL		5-4-0		3-1-0		16-5-0										
5-5-0		0-0-0		2-2-0		HOME		0-0-0		0-0-0		3-3-0										
8-10-0		0-4-0		0-1-0		AWAY		2-2-0		3-1-0		3-2-0										
13-4-0		0-2-0		0-0-0		NEUTRAL		3-2-0		0-0-0		10-0-0										
13-12-0		0-6-0		0-2-0		NON-CONFERENCE		3-4-0		0-0-0		10-0-0										
0-1-0		0-0-0		0-1-0		HOME		0-0-0		0-0-0		0-0-0										
0-7-0		0-4-0		0-0-		AWAY		0-2-0		0-0-0		0-0-0										
13-4-0		0-2-0		0-0-0		NEUTRAL		3-2-0		0-0-0		10-0-0										
13-7-0		0-0-0		2-1-0		CONFERENCE		2-0-0		3-1-0		6-5-0										
5-4-0		0-0-0		2-1-0		HOME		0-0-0		0-0-0		3-3-0										
8-3-0		0-0-0		0-0-0		AWAY		2-0-0		3-1-0		3-2-0										
0-0-0		0-0-0		0-0-0		NEUTRAL		0-0-0		0-0-0		0-0-0										
RPI	S	Opponent		Score		RPI	S	Opponent		Score		RPI	S	Opponent		Score						
1	A	Oklahoma		2	10	32	A	Arizona		3	5	65	A	Ole Miss		1	2	147	A	Bradley	2	3
1	A	Oklahoma		0	13	34	H	Iowa		0	18	71	N	Illinois		3	2	147	A	Bradley	2	1
3	A	Florida		3	4	47	H	Illinois St.		4	1	72	N	North Dakota St.		2	1	147	A	Bradley	10	6
3	A	Florida		1	4	47	H	Illinois St.		5	6	81	N	McNeese St.		1	5	148	A	UNI	6	0
6	N	Nebraska		0	2	47	H	Illinois St.		4	3	85	N	UT Martin		7	3	174	A	Evansville	2	1
7	N	Alabama		2	8							90	N	Purdue		5	8	174	A	Evansville	3	2
												95	A	Iowa St.		5	6	178	H	Missouri St.	13	5
												99	A	Southern Ill.		11	9	178	H	Missouri St.	2	3
												99	A	Southern Ill.		9	7	178	H	Missouri St.	2	6
																		187	A	Wichita St.	1	6
																		187	A	Wichita St.	4	8
																		187	A	Wichita St.	3	1
																		195	N	Presbyterian	9	1
																		218	N	Northern Colo.	14	1
																		218	N	Northern Colo.	5	2
																		221	N	Green Bay	5	1
																		222	N	Middle Tenn.	3	2
																		229	N	Southern Utah	7	2
																		230	H	Indiana St.	3	4
																		230	H	Indiana St.	9	1
																		230	H	Indiana St.	13	1
																		239	N	Florida A&M	1	0
																		241	N	Utah St.	5	0
																		247	N	Mt. St. Mary's	6	5
																		251	N	Mississippi Val.	7	0
				LAST 10 GAMES																		
						187	A	Wichita St.		4	8	147	A	Bradley		10	6					
						187	A	Wichita St.		3	1	47	H	Illinois St.		5	6					
						187	A	Wichita St.		1	6	47	H	Illinois St.		4	1					
						147	A	Bradley		2	3	47	H	Illinois St.		4	3					
						147	A	Bradley		2	1	95	A	Iowa St.		5	6					

Non-Div. I Games:

Drake

Average RPI Win:		164	WON-LOST RECORD		WINNING PCT. RANK		LAST 10 GAMES		STRENGTH OF SCHEDULE		OPP. STRENGTH OF SCHEDULE		TEAM RPI		ADJ RPI		CONF. RPI		ADJ CONF. RPI				
DIV. I ONLY			19-29-0		.39583 203		1-9-0		29		56		97		.52555 95		3		3				
DIV. I NON-CONF.			15-18-0		.45455 164		0-2-0		115		114		146		.50043 142		3		3				
TOTALS		RPI 1-25		RPI 26-50				W-L RECORDS				RPI 51-100				RPI 101-150				RPI 150+			
19-29-0		1-12-0		0-6-0				OVERALL				5-3-0				2-5-0				11-3-0			
9-5-0		0-0-0		0-2-0				HOME				5-3-0				0-0-0				4-0-0			
0-16-0		0-11-0		0-2-0				AWAY				0-0-0				0-3-0				0-0-0			
10-8-0		1-1-0		0-2-0				NEUTRAL				0-0-0				2-2-0				7-3-0			
15-18-0		1-3-0		0-6-0				NON-CONFERENCE				1-1-0				2-5-0				11-3-0			
5-3-0		0-0-0		0-2-0				HOME				1-1-0				0-0-0				4-0-0			
0-7-0		0-2-0		0-0-				AWAY				0-0-0				0-3-0				0-0-0			
10-8-0		1-1-0		0-2-0				NEUTRAL				0-0-0				2-2-0				7-3-0			
4-11-0		0-9-0		0-0-0				CONFERENCE				4-2-0				0-0-0				0-0-0			
4-2-0		0-0-0		0-0-0				HOME				4-2-0				0-0-0				0-0-0			
0-9-0		0-9-0		0-0-0				AWAY				0-0-0				0-0-0				0-0-0			
0-0-0		0-0-0		0-0-0				NEUTRAL				0-0-0				0-0-0				0-0-0			
RPI	S	Opponent		Score		RPI	S	Opponent		Score		RPI	S	Opponent		Score		RPI	S	Opponent		Score	
1	A	Oklahoma		1	24	29	H	Minnesota		6	12	56	H	Texas Tech		6	5	112	A	Fresno St.		6	7
1	A	Oklahoma		0	8	29	H	Minnesota		1	13	56	H	Texas Tech		5	15	133	A	Fla. Atlantic		0	6
1	A	Oklahoma		0	12	33	N	Oregon St.		1	9	56	H	Texas Tech		4	6	134	N	Penn St.		8	9
2	A	Texas		0	8	43	A	South Fla.		0	6	66	H	Oklahoma St.		8	6	135	N	Boise St.		9	4
2	A	Texas		4	12	49	N	San Diego St.		4	7	66	H	Oklahoma St.		11	8	143	N	Rutgers		2	4
2	A	Texas		2	7	50	A	FGCU		6	7	66	H	Oklahoma St.		9	7	143	N	Rutgers		3	2
5	N	Oregon		2	1							94	H	Drake		6	5	149	A	UTSA		4	7
7	A	Alabama		0	6							97	H	IPFW		5	8	178	N	Missouri St.		6	8
7	A	Alabama		4	13													181	N	Temple		14	3
14	N	California		0	11													194	N	Dartmouth		7	8
25	A	Baylor		0	13													199	N	Valparaiso		2	4
25	A	Baylor		3	4													200	N	St. John's (NY)		11	9
25	A	Baylor		5	7													200	N	St. John's (NY)		11	1
																		208	N	Elon		12	1
																		220	N	Liberty		9	1
																		230	H	Indiana St.		7	2
																		233	N	Bethune-Cookman		7	0
																		249	H	South Dakota St.		11	4
																		254	N	Iona		11	1
																		256	H	North Dakota		8	0
																		256	H	North Dakota		11	1
						LAST 10 GAMES																	
		1 A Oklahoma		0	12			56 H Texas Tech		5	15												
		1 A Oklahoma		0	8			56 H Texas Tech		4	6												
		1 A Oklahoma		1	24			56 H Texas Tech		6	5												
		29 H Minnesota		1	13			2 A Texas		2	7												
		29 H Minnesota		6	12			2 A Texas		4	12												

Non-Div. I Games:

Iowa St.

Average RPI Win:	209	WON-LOST	WINNING	LAST 10	STRENGTH OF	OPP. STRENGTH	TEAM	ADJ	CONF.	ADJ CONF.	
Average RPI Loss:	130	RECORD	PCT. RANK	GAMES	SCHEDULE	OF SCHEDULE	RPI	RPI	RPI	RPI	
DIV. I ONLY	30-14-0	.68182	48	8-2-0	177	238	90	.52532	96	23	23
DIV. I NON-CONF.	15-9-0	.625	72	2-1-0	155	253	102	.5196	108	23	24
<hr/>											
TOTALS	RPI 1-25	RPI 26-50		W-L RECORDS		RPI 51-100		RPI 101-150		RPI 150+	
30-14-0	0-0-0	0-0-0		OVERALL		0-7-0		6-2-0		24-5-0	
10-4-0	0-0-0	0-0-0		HOME		0-2-0		2-0-0		8-2-0	
17-8-0	0-0-0	0-0-0		AWAY		0-3-0		3-1-0		14-3-0	
3-2-0	0-0-0	0-0-0		NEUTRAL		0-1-0		1-1-0		2-0-0	
15-9-0	0-0-0	0-0-0		NON-CONFERENCE		0-5-0		4-2-0		11-2-0	
3-1-0	0-0-0	0-0-0		HOME		0-0-0		0-0-0		3-1-0	
9-6-0	0-0-0	0-0-		AWAY		0-4-0		3-1-0		6-1-0	
3-2-0	0-0-0	0-0-0		NEUTRAL		0-1-0		1-1-0		2-0-0	
15-5-0	0-0-0	0-0-0		CONFERENCE		0-2-0		2-0-0		13-3-0	
7-3-0	0-0-0	0-0-0		HOME		0-2-0		2-0-0		5-1-0	
8-2-0	0-0-0	0-0-0		AWAY		0-0-0		0-0-0		8-2-0	
0-0-0	0-0-0	0-0-0		NEUTRAL		0-0-0		0-0-0		0-0-0	
RPI	S	Opponent	Score	RPI	S	Opponent	Score	RPI	S	Opponent	Score
						53 A North Florida	3 4			105 N Furman	4 2
						53 A North Florida	0 2			110 A Penn	17 2
						80 A UCF	0 2			110 A Penn	2 1
						80 A UCF	6 7			113 N UNC Greensboro	2 5
						88 N Longwood	4 8			118 H Central Conn. St.	1 0
						100 H Robert Morris	0 4			118 H Central Conn. St.	5 2
						100 H Robert Morris	2 6			137 A Winthrop	7 8
										143 A Rutgers	6 3
										177 H Bryant	7 1
										177 H Bryant	6 5
										181 H Temple	3 7
										181 H Temple	8 5
										189 H Fairleigh Dickinson	4 7
										189 H Fairleigh Dickinson	1 0
										191 A LIU Brooklyn	1 2
										191 A LIU Brooklyn	8 2
										204 N Cornell	2 1
										223 A Quinnipiac	3 0
										223 A Quinnipiac	1 8
										225 A George Mason	6 5
										225 A George Mason	3 1
										233 A Bethune-Cookman	2 4
										233 A Bethune-Cookman	8 2
										235 A Sacred Heart	6 1
										235 A Sacred Heart	1 0
										240 A Norfolk St.	11 0
										240 A Norfolk St.	10 0
LAST 10 GAMES											
						248 H Saint Francis (PA)	7 0			247 A Mt. St. Mary's	16 3
						248 H Saint Francis (PA)	6 0			247 A Mt. St. Mary's	7 3
						191 A LIU Brooklyn	8 2			181 H Temple	3 7
						191 A LIU Brooklyn	1 2			181 H Temple	8 5
						143 A Rutgers	6 3			118 H Central Conn. St.	1 0

Non-Div. I Games:

Monmouth

RPI	S	Opponent	Score	
247	A	Mt. St. Mary's	16	3
247	A	Mt. St. Mary's	7	3
248	H	Saint Francis (PA)	6	0
248	H	Saint Francis (PA)	7	0
258	H	La Salle	7	0
258	H	La Salle	4	3
272	A	Wagner	6	0
272	A	Wagner	9	0
274	N	Delaware St.	5	1
277	A	Rider	11	3

Monmouth

M
o
n
m
o
u
t
h

M
o
n
m
o
u
t
h

Average RPI Win: 167		WON-LOST RECORD	WINNING PCT. RANK	LAST 10 GAMES	STRENGTH OF SCHEDULE	OPP. STRENGTH OF SCHEDULE	TEAM RPI	ADJ RPI		CONF. RPI	ADJ CONF. RPI				
Average RPI Loss: 131															
DIV. I ONLY		24-13-0	.64865	65	5-5-0	181	180	95	.52517	97	18	19			
DIV. I NON-CONF.		15-9-0	.625	72	1-1-0	159	159	88	.53018	89	21	21			
<hr/>															
TOTALS		RPI 1-25		RPI 26-50		W-L RECORDS		RPI 51-100		RPI 101-150		RPI 150+			
24-13-0		0-0-0		0-0-0		OVERALL		4-5-0		8-5-0		12-3-0			
5-4-0		0-0-0		0-0-0		HOME		1-4-0		0-0-0		4-0-0			
10-4-0		0-0-0		0-0-0		AWAY		3-1-0		4-3-0		3-0-0			
9-5-0		0-0-0		0-0-0		NEUTRAL		0-0-0		4-2-0		5-3-0			
15-9-0		0-0-0		0-0-0		NON-CONFERENCE		4-2-0		6-5-0		5-2-0			
3-1-0		0-0-0		0-0-0		HOME		1-1-0		0-0-0		2-0-0			
5-4-0		0-0-0		0-0-		AWAY		3-1-0		2-3-0		0-0-0			
7-4-0		0-0-0		0-0-0		NEUTRAL		0-0-0		4-2-0		3-2-0			
9-4-0		0-0-0		0-0-0		CONFERENCE		0-3-0		2-0-0		7-1-0			
2-3-0		0-0-0		0-0-0		HOME		0-3-0		0-0-0		2-0-0			
5-0-0		0-0-0		0-0-0		AWAY		0-0-0		2-0-0		3-0-0			
2-1-0		0-0-0		0-0-0		NEUTRAL		0-0-0		0-0-0		2-1-0			
RPI	S	Opponent	Score	RPI	S	Opponent	Score	RPI	S	Opponent	Score				
								52	A	Lipscomb	5 1	115	N	Troy	5 4
								56	A	Texas Tech	4 12	120	N	Central Mich.	10 6
								56	A	Texas Tech	5 4	125	A	Bowling Green	6 4
								63	H	Ball St.	1 3	125	A	Bowling Green	1 7
								63	H	Ball St.	3 1	129	A	New Mexico	0 1
								72	H	North Dakota St.	1 3	130	A	Loyola Chicago	4 0
								72	H	North Dakota St.	1 4	130	A	Loyola Chicago	0 1
								72	H	North Dakota St.	4 8	138	A	South Dakota	7 4
								95	A	Iowa St.	8 5	138	A	South Dakota	2 1
												139	N	Texas-Arlington	3 1
												139	N	Texas-Arlington	3 11
												147	N	Bradley	6 8
												147	N	Bradley	12 2
												166	H	Western Ill.	11 3
												166	H	Western Ill.	9 1
												175	N	Tennessee Tech	8 0
												201	H	Eastern Mich.	5 4
												201	H	Eastern Mich.	10 2
												217	N	Hampton	6 1
												218	N	Northern Colo.	4 5
												230	N	Indiana St.	0 9
												249	N	South Dakota St.	3 4
												249	N	South Dakota St.	4 3
												249	N	South Dakota St.	3 0
												256	N	North Dakota	6 0
												273	A	Oakland	1 0
												273	A	Oakland	7 0
												273	A	Oakland	7 0
<hr/>															
LAST 10 GAMES															
				249	N	South Dakota St.	3 4	72	H	North Dakota St.	4 8	249	N	South Dakota St.	4 3
				249	N	South Dakota St.	3 0	72	H	North Dakota St.	1 3	249	N	South Dakota St.	3 0
				249	N	South Dakota St.	4 3	72	H	North Dakota St.	1 4	256	N	North Dakota	6 0
				125	A	Bowling Green	6 4	273	A	Oakland	7 0	273	A	Oakland	1 0
				125	A	Bowling Green	1 7	273	A	Oakland	1 0	273	A	Oakland	7 0

Non-Div. I Games: Concordia (MI) 8 0 Concordia (MI) 8 0

IPFW

RPI	S	Opponent	Score
273	A	Oakland	4 2

RPI	S	Opponent	Score	
197	A	Sacramento St.	5	1
197	A	Sacramento St.	0	1
197	N	Sacramento St.	7	9
218	H	Northern Colo.	9	0
218	H	Northern Colo.	10	6
229	N	Southern Utah	5	9
229	N	Southern Utah	6	5
263	H	Santa Clara	10	2
263	H	Santa Clara	10	0
267	N	Weber St.	13	7

Nevada

[illegible]

Non-Div. I Games:

Southern Ill.

R
o
b
e
r
t
M
o
r
r
i
s

Robert Morris

RPI	S	Opponent	Score	
248	A	Saint Francis (PA)	6	4
256	N	North Dakota	4	2
269	N	St. Bonaventure	4	1
272	H	Wagner	1	0
272	H	Wagner	6	1
286	N	Saint Peter's	3	0

Robert Morris

RPI	S	Opponent	Score	
258	H	La Salle	5	1
264	N	Siena	7	3
277	H	Rider	2	0
280	H	Lafayette	3	2
280	H	Lafayette	4	3
283	N	Southern U.	3	1
286	A	Saint Peter's	7	4
286	A	Saint Peter's	3	6
287	N	UMES	8	7

Delaware

RPI	S	Opponent	Score
290	H	Howard	13 0

Maryland

Average RPI Win: 119		WON-LOST RECORD		WINNING PCT. RANK		LAST 10 GAMES		STRENGTH OF SCHEDULE		OPP. STRENGTH OF SCHEDULE		TEAM RPI		ADJ RPI		CONF. RPI		ADJ CONF. RPI	
DIV. I ONLY		20-26-0		.43478 175		5-5-0		59		76		112		.52006 103		11		11	
DIV. I NON-CONF.		14-20-0		.41176 191		0-2-0		44		62		112		.52174 106		11		11	
TOTALS		RPI 1-25		RPI 26-50		W-L RECORDS		RPI 51-100		RPI 101-150		RPI 150+							
20-26-0		1-3-0		2-4-0		OVERALL		5-9-0		7-6-0		5-4-0							
13-11-0		1-0-0		1-4-0		HOME		3-4-0		6-2-0		2-1-0							
2-6-0		0-0-0		0-0-0		AWAY		2-3-0		0-3-0		0-0-0							
5-9-0		0-3-0		1-0-0		NEUTRAL		0-2-0		1-1-0		3-3-0							
14-20-0		1-3-0		2-4-0		NON-CONFERENCE		3-8-0		3-1-0		5-4-0							
9-9-0		1-0-0		1-4-0		HOME		3-4-0		2-0-0		2-1-0							
0-2-0		0-0-0		0-0-		AWAY		0-2-0		0-0-0		0-0-0							
5-9-0		0-3-0		1-0-0		NEUTRAL		0-2-0		1-1-0		3-3-0							
6-6-0		0-0-0		0-0-0		CONFERENCE		2-1-0		4-5-0		0-0-0							
4-2-0		0-0-0		0-0-0		HOME		0-0-0		4-2-0		0-0-0							
2-4-0		0-0-0		0-0-0		AWAY		2-1-0		0-3-0		0-0-0							
0-0-0		0-0-0		0-0-0		NEUTRAL		0-0-0		0-0-0		0-0-0							
RPI	S	Opponent		Score		RPI	S	Opponent		Score		RPI	S	Opponent		Score			
4	N	LSU		1	6	26	H	Tulsa		1	13	56	H	Texas Tech		5	3		
5	N	Oregon		2	4	26	H	Tulsa		10	6	56	H	Texas Tech		6	10		
16	H	Louisville		10	1	29	H	Minnesota		0	4	57	N	Long Beach St.		2	7		
18	N	UCLA		3	4	31	N	Virginia Tech		3	1	60	A	Cal St. Fullerton		0	3		
						40	H	DePaul		0	9	60	A	Cal St. Fullerton		4	5		
						40	H	DePaul		1	2	70	H	San Jose St.		2	1		
												72	N	North Dakota St.		0	1		
												74	H	Utah		6	14		
												76	H	New Mexico St.		0	8		
												76	H	New Mexico St.		3	5		
												80	H	UCF		12	10		
												98	A	Nevada		13	2		
												98	A	Nevada		4	5		
												98	A	Nevada		5	3		
														104 A Colorado St.		7	15		
														104 A Colorado St.		10	18		
														104 A Colorado St.		0	2		
														112 H Fresno St.		4	6		
														112 H Fresno St.		8	2		
														112 H Fresno St.		4	1		
														127 H Utah Valley		9	5		
														129 H New Mexico		0	10		
														129 H New Mexico		1	0		
														129 H New Mexico		8	0		
														132 N BYU		3	5		
														139 N Texas-Arlington		2	0		
														140 H Cal St. Northridge		4	2		
														152 N Loyola Marymount		1	4		
														161 H Portland St.		5	2		
														164 N Massachusetts		5	0		
														177 N Bryant		1	2		
														188 H Ohio		3	11		
														211 N Buffalo		8	3		
														215 N Marist		1	0		
														267 H Weber St.		6	0		
														267 N Weber St.		3	7		
				LAST 10 GAMES															
				98	A	Nevada		5	3	129	H	New Mexico		1	0				
				98	A	Nevada		4	5	129	H	New Mexico		0	10				
				98	A	Nevada		13	2	129	H	New Mexico		8	0				
				60	A	Cal St. Fullerton		0	3	112	H	Fresno St.		4	6				
				60	A	Cal St. Fullerton		4	5	112	H	Fresno St.		8	2				

Non-Div. I Games:

UNLV

Average RPI Win:		142	WON-LOST RECORD		WINNING PCT. RANK	LAST 10 GAMES		STRENGTH OF SCHEDULE		OPP. STRENGTH OF SCHEDULE	TEAM RPI	ADJ RPI	CONF. RPI	ADJ CONF. RPI			
Average RPI Loss:		86															
DIV. I ONLY			21-22-0		.48837	142	4-6-0		87	84	104	.51998	104	11	11		
DIV. I NON-CONF.			14-17-0		.45161	165	0-1-0		81	68	121	.51424	116	11	11		
TOTALS		RPI 1-25		RPI 26-50		W-L RECORDS		RPI 51-100		RPI 101-150		RPI 150+					
21-22-0		0-4-0		0-3-0		OVERALL		4-7-0		9-5-0		8-3-0					
7-3-0		0-1-0		0-0-0		HOME		0-1-0		4-1-0		3-0-0					
4-8-0		0-3-0		0-0-0		AWAY		3-3-0		1-2-0		0-0-0					
10-11-0		0-0-0		0-3-0		NEUTRAL		1-3-0		4-2-0		5-3-0					
14-17-0		0-4-0		0-3-0		NON-CONFERENCE		3-5-0		3-2-0		8-3-0					
4-3-0		0-1-0		0-0-0		HOME		0-1-0		1-1-0		3-0-0					
2-4-0		0-3-0		0-0-		AWAY		2-1-0		0-0-0		0-0-0					
8-10-0		0-0-0		0-3-0		NEUTRAL		1-3-0		2-1-0		5-3-0					
7-5-0		0-0-0		0-0-0		CONFERENCE		1-2-0		6-3-0		0-0-0					
3-0-0		0-0-0		0-0-0		HOME		0-0-0		3-0-0		0-0-0					
2-4-0		0-0-0		0-0-0		AWAY		1-2-0		1-2-0		0-0-0					
2-1-0		0-0-0		0-0-0		NEUTRAL		0-0-0		2-1-0		0-0-0					
RPI	S	Opponent		Score		RPI	S	Opponent		Score		RPI	S	Opponent		Score	
9	H	Washington		3	6	27	N	Arkansas		4	5	56	N	Texas Tech		6	4
17	A	Texas A&M		1	3	33	N	Oregon St.		0	11	57	A	Long Beach St.		2	1
17	A	Texas A&M		2	10	35	N	Georgia		4	5	58	H	Neb. Omaha		2	3
17	A	Texas A&M		0	10							64	N	Syracuse		2	4
												66	N	Oklahoma St.		1	4
												74	N	Utah		3	7
												76	A	New Mexico St.		10	9
												76	A	New Mexico St.		2	9
												98	A	Nevada		4	5
												98	A	Nevada		10	0
												98	A	Nevada		3	4

Non-Div. I Games:

Colorado St.

Average RPI Win:	162	WON-LOST RECORD	WINNING PCT. RANK	LAST 10 GAMES	STRENGTH OF SCHEDULE	OPP. STRENGTH OF SCHEDULE	TEAM RPI	ADJ RPI	CONF. RPI	ADJ CONF. RPI		
DIV. I ONLY		25-24-0	.5102	135	3-7-0	92	176	115	.51793	105	14	14
DIV. I NON-CONF.		17-14-0	.54839	115	2-4-0	105	195	107	.52405	102	15	15
<hr/>												
TOTALS	RPI 1-25	RPI 26-50		W-L RECORDS		RPI 51-100		RPI 101-150		RPI 150+		
25-24-0	0-0-0	2-4-0		OVERALL		3-10-0		5-4-0		15-6-0		
8-13-0	0-0-0	1-1-0		HOME		1-4-0		2-4-0		4-4-0		
12-9-0	0-0-0	1-3-0		AWAY		2-5-0		2-0-0		7-1-0		
5-2-0	0-0-0	0-0-0		NEUTRAL		0-1-0		1-0-0		4-1-0		
17-14-0	0-0-0	2-4-0		NON-CONFERENCE		1-6-0		1-0-0		13-4-0		
4-7-0	0-0-0	1-1-0		HOME		1-4-0		0-0-0		2-2-0		
8-5-0	0-0-0	1-0-		AWAY		0-1-0		0-0-0		7-1-0		
5-2-0	0-0-0	0-0-0		NEUTRAL		0-1-0		1-0-0		4-1-0		
8-10-0	0-0-0	0-0-0		CONFERENCE		2-4-0		4-4-0		2-2-0		
4-6-0	0-0-0	0-0-0		HOME		0-0-0		2-4-0		2-2-0		
4-4-0	0-0-0	0-0-0		AWAY		2-4-0		2-0-0		0-0-0		
0-0-0	0-0-0	0-0-0		NEUTRAL		0-0-0		0-0-0		0-0-0		
RPI	S	Opponent	Score	RPI	S	Opponent	Score	RPI	S	Opponent	Score	
				41	H	South Carolina	5 6	51	H	Kennesaw St.	3 4	
				41	H	South Carolina	8 6	51	H	Kennesaw St.	0 1	
				46	A	USC Upstate	6 8	55	H	Kansas	2 0	
				46	A	USC Upstate	0 5	55	H	Kansas	0 4	
				48	A	Georgia St.	6 2	55	H	Kansas	1 11	
				48	A	Georgia St.	1 3	59	A	Auburn	1 9	
								79	A	Ga. Southern	3 2	
								79	A	Ga. Southern	0 6	
								79	A	Ga. Southern	5 4	
								87	A	Appalachian St.	4 5	
								87	A	Appalachian St.	2 3	
								87	A	Appalachian St.	3 5	
								96	N	Monmouth	2 4	

Non-Div. I Games:

Furman

RPI	S	Opponent	Score	
265	N	Rhode Island	4	0
291	A	South Carolina St.	11	1
291	A	South Carolina St.	6	2

Furman

F
u
r
m
a
n

F
u
r
m
a
n

RPI	S	Opponent	Score	
281	A	N.C. Central	8	2
281	A	N.C. Central	8	0
291	A	South Carolina St.	2	0
291	A	South Carolina St.	8	0
291	H	South Carolina St.	5	0
291	H	South Carolina St.	6	1

Col. of Charleston

C
o
l
.
o
f
C
h
a
r
l
e
s
t
o
n

C
o
l
.
o
f
C
h
a
r
l
e
s
t
o
n

Average RPI Win: 151		WON-LOST	WINNING	LAST 10	STRENGTH OF		OPP. STRENGTH	TEAM	ADJ	CONF.	ADJ CONF.
Average RPI Loss: 102		RECORD	PCT. RANK	GAMES	SCHEDULE		OF SCHEDULE	RPI	RPI	RPI	RPI
DIV. I ONLY		19-24-0	.44186	171	6-3-0		47	160	103	.51624	107
DIV. I NON-CONF.		7-14-0	.33333	223	0-0-0		14	96	125	.50809	128
TOTALS		RPI 1-25	RPI 26-50		W-L RECORDS		RPI 51-100		RPI 101-150		RPI 150+
19-24-0		0-3-0	0-4-0		OVERALL		5-7-0		2-3-0		12-7-0
3-5-0		0-0-0	0-0-0		HOME		0-2-0		0-0-0		3-3-0
10-12-0		0-1-0	0-2-0		AWAY		4-4-0		0-1-0		6-4-0
6-7-0		0-2-0	0-2-0		NEUTRAL		1-1-0		2-2-0		3-0-0
7-14-0		0-3-0	0-4-0		NON-CONFERENCE		1-1-0		2-3-0		4-3-0
0-0-0		0-0-0	0-0-0		HOME		0-0-0		0-0-0		0-0-0
1-7-0		0-1-0	0-0-		AWAY		0-0-0		0-1-0		1-3-0
6-7-0		0-2-0	0-2-0		NEUTRAL		1-1-0		2-2-0		3-0-0
12-10-0		0-0-0	0-0-0		CONFERENCE		4-6-0		0-0-0		8-4-0
3-5-0		0-0-0	0-0-0		HOME		0-2-0		0-0-0		3-3-0
9-5-0		0-0-0	0-0-0		AWAY		4-4-0		0-0-0		5-1-0
0-0-0		0-0-0	0-0-0		NEUTRAL		0-0-0		0-0-0		0-0-0
RPI S	Opponent	Score	RPI S	Opponent	Score	RPI S	Opponent	Score	RPI S	Opponent	Score
10 A	Tennessee	0 7	27 A	Arkansas	0 8	61 A	Eastern Ill.	1 4	108 A	Chattanooga	4 5
15 N	South Ala.	0 1	28 N	Western Ky.	1 9	61 A	Eastern Ill.	4 7	117 N	Saint Louis	7 4
15 N	South Ala.	6 8	30 A	Mississippi St.	1 4	61 A	Eastern Ill.	0 1	117 N	Saint Louis	6 9
			36 N	UAB	0 2	73 A	SIU Edwardsville	3 1	125 N	Bowling Green	6 4
						73 A	SIU Edwardsville	2 1	125 N	Bowling Green	0 1
						78 N	Northwestern St.	5 4	162 A	Jacksonville St.	7 6
						78 N	Northwestern St.	2 3	162 A	Jacksonville St.	6 5
						85 A	UT Martin	0 1	163 N	La.-Monroe	10 2
						85 A	UT Martin	3 2	163 N	La.-Monroe	4 1
						85 A	UT Martin	4 1	171 N	Nicholls St.	3 2
						93 H	Eastern Ky.	4 5	174 A	Evansville	2 8
						93 H	Eastern Ky.	8 12	174 A	Evansville	1 3
									174 A	Evansville	6 3
									174 A	Evansville	0 3
									175 A	Tennessee Tech	2 0
									175 A	Tennessee Tech	3 2
									207 H	Morehead St.	9 4
									207 H	Morehead St.	2 9
									219 A	Belmont	4 2
									219 A	Belmont	2 3
									228 H	Tennessee St.	7 1
									228 H	Tennessee St.	3 5
									232 H	Southeast Mo. St.	8 1
									232 H	Southeast Mo. St.	3 9
LAST 10 GAMES			LAST 10 GAMES			LAST 10 GAMES			LAST 10 GAMES		
			73 A	SIU Edwardsville	3 1				228 H	Tennessee St.	7 1
			73 A	SIU Edwardsville	2 1				85 A	UT Martin	3 2
			219 A	Belmont	4 2				85 A	UT Martin	0 1
			219 A	Belmont	2 3				85 A	UT Martin	4 1
			228 H	Tennessee St.	3 5				207 H	Morehead St.	2 9

Non-Div. I Games: Bethel (TN) 6 0 Bethel (TN) 12 1

Murray St.

Average RPI Win: 157		WON-LOST	WINNING	LAST 10	STRENGTH OF		OPP. STRENGTH	TEAM	ADJ		CONF.	ADJ CONF.			
Average RPI Loss: 109		RECORD	PCT. RANK	GAMES	SCHEDULE		OF SCHEDULE	RPI	RPI		RPI	RPI			
DIV. I ONLY		26-21-0	.55319	113	5-5-0		131	148	109	.51526	108	14	14		
DIV. I NON-CONF.		16-13-0	.55172	113	1-0-0		205	151	147	.49867	145	15	15		
<hr/>															
TOTALS		RPI 1-25		RPI 26-50		W-L RECORDS		RPI 51-100		RPI 101-150		RPI 150+			
26-21-0		0-0-0		0-2-0		OVERALL		7-8-0		4-6-0		15-5-0			
10-6-0		0-0-0		0-1-0		HOME		6-2-0		3-1-0		1-2-0			
7-6-0		0-0-0		0-0-0		AWAY		1-0-0		1-5-0		5-1-0			
9-9-0		0-0-0		0-1-0		NEUTRAL		0-6-0		0-0-0		9-2-0			
16-13-0		0-0-0		0-2-0		NON-CONFERENCE		3-6-0		1-0-0		12-5-0			
4-3-0		0-0-0		0-1-0		HOME		2-0-0		1-0-0		1-2-0			
3-1-0		0-0-0		0-0-		AWAY		1-0-0		0-0-0		2-1-0			
9-9-0		0-0-0		0-1-0		NEUTRAL		0-6-0		0-0-0		9-2-0			
10-8-0		0-0-0		0-0-0		CONFERENCE		4-2-0		3-6-0		3-0-0			
6-3-0		0-0-0		0-0-0		HOME		4-2-0		2-1-0		0-0-0			
4-5-0		0-0-0		0-0-0		AWAY		0-0-0		1-5-0		3-0-0			
0-0-0		0-0-0		0-0-0		NEUTRAL		0-0-0		0-0-0		0-0-0			
RPI	S	Opponent	Score	RPI	S	Opponent	Score	RPI	S	Opponent	Score	RPI	S	Opponent	Score
				31	N	Virginia Tech	5 7	52	H	Lipscomb	1 0	105	A	Furman	0 4
				48	H	Georgia St.	1 3	55	N	Kansas	1 6	105	A	Furman	6 1
								59	A	Auburn	6 4	105	A	Furman	1 9
								67	N	Central Ark.	0 8	106	A	Col. of Charleston	0 6
								79	H	Ga. Southern	3 0	106	A	Col. of Charleston	2 3
								79	H	Ga. Southern	1 7	106	A	Col. of Charleston	2 12
								79	H	Ga. Southern	6 5	107	H	Murray St.	5 4
								87	H	Appalachian St.	5 3	113	H	UNC Greensboro	6 5
								87	H	Appalachian St.	8 3	113	H	UNC Greensboro	7 8
								87	H	Appalachian St.	1 5	113	H	UNC Greensboro	13 9
								91	N	Fordham	1 9	152	N	Loyola Marymount	5 3
								91	N	Fordham	5 6	154	A	Mercer	2 3
								91	N	Fordham	1 2	154	A	Mercer	8 2
								93	H	Eastern Ky.	4 3	157	N	Villanova	1 4
								99	N	Southern Ill.	3 6	175	A	Tennessee Tech	2 1
												178	H	Missouri St.	0 8
												181	N	Temple	9 3
												191	N	LIU Brooklyn	6 4
												192	H	Miami (OH)	10 6
												202	H	Boston College	1 6
												212	A	Western Caro.	7 5
												212	A	Western Caro.	10 1
												212	A	Western Caro.	11 8
												216	N	Northern Ky.	5 2
												216	N	Northern Ky.	2 1
												223	N	Quinnipiac	8 11
												228	N	Tennessee St.	9 1
LAST 10 GAMES				113	H	UNC Greensboro	13 9	106	A	Col. of Charleston	2 3	212	A	Western Caro.	11 8
				113	H	UNC Greensboro	6 5	106	A	Col. of Charleston	2 12	216	N	Northern Ky.	5 2
				113	H	UNC Greensboro	7 8	79	H	Ga. Southern	1 7	216	N	Northern Ky.	2 1
				175	A	Tennessee Tech	2 1	79	H	Ga. Southern	3 0	223	N	Quinnipiac	8 11
				106	A	Col. of Charleston	0 6	79	H	Ga. Southern	6 5	228	N	Tennessee St.	9 1

Non-Div. I Games:

Chattanooga

RPI	S	Opponent	Score	
230	N	Indiana St.	9	2
260	N	Toledo	9	0
272	N	Wagner	9	2

Chattanooga

C
h
a
t
t
a
n
o
o
g
a

C
h
a
t
t
a
n
o
o
g
a

Average RPI Win: 182		WON-LOST RECORD		WINNING PCT. RANK		LAST 10 GAMES		STRENGTH OF SCHEDULE		OPP. STRENGTH OF SCHEDULE		TEAM RPI		ADJ RPI		CONF. RPI		ADJ CONF. RPI	
DIV. I ONLY		23-17-1		.57317 106		7-3-0		151		175		113		.51502 109		19		18	
DIV. I NON-CONF.		10-11-1		.47727 154		0-1-0		63		172		109		.51845 111		19		19	
TOTALS		RPI 1-25		RPI 26-50		W-L RECORDS		RPI 51-100		RPI 101-150		RPI 150+							
23-17-1		0-2-0		1-2-0		OVERALL		2-2-1		3-5-0		17-6-0							
7-3-0		0-0-0		0-0-0		HOME		0-0-0		0-0-0		7-3-0							
8-7-1		0-2-0		0-0-0		AWAY		1-1-1		3-3-0		4-1-0							
8-7-0		0-0-0		1-2-0		NEUTRAL		1-1-0		0-2-0		6-2-0							
10-11-1		0-2-0		1-2-0		NON-CONFERENCE		2-2-1		0-4-0		7-1-0							
0-0-0		0-0-0		0-0-0		HOME		0-0-0		0-0-0		0-0-0							
2-5-1		0-2-0		0-0-		AWAY		1-1-1		0-2-0		1-0-0							
8-6-0		0-0-0		1-2-0		NEUTRAL		1-1-0		0-2-0		6-1-0							
13-6-0		0-0-0		0-0-0		CONFERENCE		0-0-0		3-1-0		10-5-0							
7-3-0		0-0-0		0-0-0		HOME		0-0-0		0-0-0		7-3-0							
6-2-0		0-0-0		0-0-0		AWAY		0-0-0		3-1-0		3-1-0							
0-1-0		0-0-0		0-0-0		NEUTRAL		0-0-0		0-0-0		0-1-0							
RPI	S	Opponent		Score		RPI	S	Opponent		Score		RPI	S	Opponent		Score			
16	A	Louisville		2	3	35	N	Georgia		1	8	59	A	Auburn		3	5		
16	A	Louisville		0	5	48	N	Georgia St.		3	9	61	N	Eastern Ill.		0	1		
						50	N	FGCU		3	1	93	N	Eastern Ky.		4	2		
												100	A	Robert Morris		2	2		
												100	A	Robert Morris		4	3		

Non-Div. I Games:

Kent St.

RPI	S	Opponent	Score	
243	H	Columbia	12	4
243	H	Columbia	2	1
259	H	Holy Cross	5	1
259	H	Holy Cross	8	0
259	N	Holy Cross	12	4
268	A	Brown	7	1
268	A	Brown	6	4
271	A	Yale	9	0
271	A	Yale	7	0
280	H	Lafayette	8	0
280	H	Lafayette	11	2

Penn

P
e
n
n

P
e
n
n

Average RPI Win: 177		WON-LOST	WINNING	LAST 10	STRENGTH OF		OPP. STRENGTH	TEAM	ADJ	CONF.	ADJ CONF.
Average RPI Loss: 54		RECORD	PCT. RANK	GAMES	SCHEDULE		OF SCHEDULE	RPI	RPI	RPI	RPI
DIV. I ONLY		20-27-0	.42553	182	2-8-0		56	65	114	.51387	111
DIV. I NON-CONF.		17-10-0	.62963	69	2-0-0		54	147	51	.56177	54
TOTALS		RPI 1-25	RPI 26-50		W-L RECORDS		RPI 51-100		RPI 101-150		RPI 150+
20-27-0		0-8-0	1-10-0		OVERALL		4-3-0		2-5-0		13-1-0
8-10-0		0-0-0	0-7-0		HOME		3-2-0		0-0-0		5-1-0
5-12-0		0-5-0	0-3-0		AWAY		0-0-0		1-4-0		4-0-0
7-5-0		0-3-0	1-0-0		NEUTRAL		1-1-0		1-1-0		4-0-0
17-10-0		0-5-0	1-2-0		NON-CONFERENCE		3-1-0		2-2-0		11-0-0
5-2-0		0-0-0	0-2-0		HOME		2-0-0		0-0-0		3-0-0
5-3-0		0-2-0	0-0-		AWAY		0-0-0		1-1-0		4-0-0
7-5-0		0-3-0	1-0-0		NEUTRAL		1-1-0		1-1-0		4-0-0
3-17-0		0-3-0	0-8-0		CONFERENCE		1-2-0		0-3-0		2-1-0
3-8-0		0-0-0	0-5-0		HOME		1-2-0		0-0-0		2-1-0
0-9-0		0-3-0	0-3-0		AWAY		0-0-0		0-3-0		0-0-0
0-0-0		0-0-0	0-0-0		NEUTRAL		0-0-0		0-0-0		0-0-0
RPI S	Opponent	Score	RPI S	Opponent	Score	RPI S	Opponent	Score	RPI S	Opponent	Score
4 A	LSU	2 7	31 H	Virginia Tech	1 5	72 N	North Dakota St.	1 5	102 A	Maryland	5 6
4 A	LSU	0 4	31 H	Virginia Tech	0 6	82 H	Georgia Tech	3 7	102 A	Maryland	6 9
5 N	Oregon	0 13	38 A	North Carolina	1 2	82 H	Georgia Tech	4 2	102 A	Maryland	5 6
9 N	Washington	1 7	38 A	North Carolina	1 5	82 H	Georgia Tech	2 5	104 N	Colorado St.	7 1
19 A	Florida St.	0 2	38 A	North Carolina	1 2	88 H	Longwood	5 3	113 N	UNC Greensboro	1 2
19 A	Florida St.	2 10	39 H	James Madison	2 10	88 H	Longwood	8 7	116 A	Campbell	0 8
19 A	Florida St.	2 3	39 H	James Madison	2 3	100 N	Robert Morris	4 0	137 A	Winthrop	5 0
20 N	Stanford	0 4	42 H	North Carolina St.	0 10				158 H	George Washington	2 1
			42 H	North Carolina St.	1 10				171 N	Nicholls St.	4 3
			42 H	North Carolina St.	0 2				185 N	Memphis	2 0
			49 N	San Diego St.	5 2				202 H	Boston College	2 3
									202 H	Boston College	4 1
									202 H	Boston College	3 2
									220 A	Liberty	7 6
									220 A	Liberty	7 3
									225 A	George Mason	8 0
									225 A	George Mason	15 3
									265 N	Rhode Island	4 2
									269 N	St. Bonaventure	15 5
									274 H	Delaware St.	10 1
									274 H	Delaware St.	9 1
LAST 10 GAMES											
			31 H	Virginia Tech	0 6	42 H	North Carolina St.	1 10			
			31 H	Virginia Tech	1 5	42 H	North Carolina St.	0 10			
			220 A	Liberty	7 3	19 A	Florida St.	0 2			
			220 A	Liberty	7 6	19 A	Florida St.	2 3			
			42 H	North Carolina St.	0 2	19 A	Florida St.	2 10			

Non-Div. I Games:

Virginia

Average RPI Win: 143		WON-LOST	WINNING	LAST 10	STRENGTH OF		OPP. STRENGTH	TEAM	ADJ		CONF.	ADJ CONF.			
Average RPI Loss: 105		RECORD	PCT. RANK	GAMES	SCHEDULE		OF SCHEDULE	RPI	RPI		RPI	RPI			
DIV. I ONLY		27-22-0	.55102	114	5-5-0		170	85	120		.51314	112			
DIV. I NON-CONF.		19-15-0	.55882	106	0-1-0		203	85	137		.50595	133			
TOTALS		RPI 1-25	RPI 26-50		W-L RECORDS		RPI 51-100		RPI 101-150		RPI 150+				
27-22-0		0-4-0	1-2-0		OVERALL		5-3-0		11-6-0		10-7-0				
15-3-0		0-1-0	0-0-0		HOME		4-1-0		6-0-0		5-1-0				
5-9-0		0-0-0	1-2-0		AWAY		0-1-0		2-4-0		2-2-0				
7-10-0		0-3-0	0-0-0		NEUTRAL		1-1-0		3-2-0		3-4-0				
19-15-0		0-4-0	0-0-0		NON-CONFERENCE		3-2-0		6-2-0		10-7-0				
10-2-0		0-1-0	0-0-0		HOME		2-0-0		3-0-0		5-1-0				
3-5-0		0-0-0	0-0-		AWAY		0-1-0		1-2-0		2-2-0				
6-8-0		0-3-0	0-0-0		NEUTRAL		1-1-0		2-0-0		3-4-0				
8-7-0		0-0-0	1-2-0		CONFERENCE		2-1-0		5-4-0		0-0-0				
5-1-0		0-0-0	0-0-0		HOME		2-1-0		3-0-0		0-0-0				
2-4-0		0-0-0	1-2-0		AWAY		0-0-0		1-2-0		0-0-0				
1-2-0		0-0-0	0-0-0		NEUTRAL		0-0-0		1-2-0		0-0-0				
RPI S	Opponent	Score		RPI S	Opponent	Score		RPI S	Opponent	Score		RPI S	Opponent	Score	
13 N	Missouri	0	4	49 A	San Diego St.	3	5	55 N	Kansas	3	2	103 A	UNLV	1	4
13 N	Missouri	3	11	49 A	San Diego St.	4	0	57 N	Long Beach St.	0	8	103 A	UNLV	2	8
14 H	California	0	1	49 A	San Diego St.	2	3	62 H	Pacific	1	0	103 A	UNLV	6	4
18 N	UCLA	1	7					70 A	San Jose St.	2	5	104 N	Colorado St.	4	7
								95 H	Iowa St.	7	6	104 N	Colorado St.	5	0
								98 H	Nevada	4	3	104 N	Colorado St.	2	3
								98 H	Nevada	6	4	119 A	Cal Poly	5	6
								98 H	Nevada	0	1	119 A	Cal Poly	6	1
												123 H	UC Davis	4	2
												124 A	UC Santa Barbara	2	5
												132 N	BYU	5	4
												135 H	Boise St.	5	0
												135 H	Boise St.	7	4
												135 H	Boise St.	3	1
												140 H	Cal St. Northridge	3	2
												140 H	Cal St. Northridge	8	2
												140 N	Cal St. Northridge	2	1
												151 H	St. Mary's (CA)	8	0
												151 N	St. Mary's (CA)	2	3
												151 N	St. Mary's (CA)	4	0
												167 N	Texas St.	6	1
												180 A	San Diego	8	1
												180 N	San Diego	1	2
												180 N	San Diego	7	8
												182 N	Idaho St.	5	6
												186 H	Southern Miss.	3	5
												197 A	Sacramento St.	0	3
				LAST 10 GAMES											
				49 A	San Diego St.	4	0	104 N	Colorado St.	4	7	180 N	San Diego	1	2
				49 A	San Diego St.	2	3	135 H	Boise St.	3	1	180 N	San Diego	7	8
				49 A	San Diego St.	3	5	135 H	Boise St.	7	4	182 N	Idaho St.	5	6
				104 N	Colorado St.	5	0	135 H	Boise St.	5	0	186 H	Southern Miss.	3	5
				104 N	Colorado St.	2	3	203 A	CSU Bakersfield	4	5	197 A	Sacramento St.	0	3

Non-Div. I Games:

Fresno St.

RPI	S	Opponent	Score	
197	H	Sacramento St.	3	2
203	A	CSU Bakersfield	4	5
203	H	CSU Bakersfield	3	2
210	H	UC Riverside	7	3
238	H	UTEP	10	2
241	N	Utah St.	9	6
263	A	Santa Clara	5	1

Fresno St.

F
r
e
s
n
o
s
t
.

F
r
e
s
n
o
s
t
.

Average RPI Win:	187	WON-LOST	WINNING	LAST 10	STRENGTH OF	OPP. STRENGTH	TEAM	ADJ	CONF.	ADJ CONF.	
Average RPI Loss:	112	RECORD	PCT. RANK	GAMES	SCHEDULE	OF SCHEDULE	RPI	RPI	RPI	RPI	
DIV. I ONLY	34-16-0	.68	49	5-5-0	248	135	116	.51261	113	14	14
DIV. I NON-CONF.	23-7-0	.76667	28	3-1-0	264	183	95	.52583	95	15	15
<hr/>											
TOTALS	RPI 1-25	RPI 26-50		W-L RECORDS		RPI 51-100		RPI 101-150		RPI 150+	
34-16-0	0-0-0	0-3-0		OVERALL		7-4-0		2-4-0		25-5-0	
14-7-0	0-0-0	0-0-0		HOME		4-2-0		0-2-0		10-3-0	
12-8-0	0-0-0	0-3-0		AWAY		1-2-0		1-2-0		10-1-0	
8-1-0	0-0-0	0-0-0		NEUTRAL		2-0-0		1-0-0		5-1-0	
23-7-0	0-0-0	0-3-0		NON-CONFERENCE		4-1-0		1-0-0		18-3-0	
10-3-0	0-0-0	0-0-0		HOME		2-1-0		0-0-0		8-2-0	
5-3-0	0-0-0	0-0-		AWAY		0-0-0		0-0-0		5-0-0	
8-1-0	0-0-0	0-0-0		NEUTRAL		2-0-0		1-0-0		5-1-0	
11-9-0	0-0-0	0-0-0		CONFERENCE		3-3-0		1-4-0		7-2-0	
4-4-0	0-0-0	0-0-0		HOME		2-1-0		0-2-0		2-1-0	
7-5-0	0-0-0	0-0-0		AWAY		1-2-0		1-2-0		5-1-0	
0-0-0	0-0-0	0-0-0		NEUTRAL		0-0-0		0-0-0		0-0-0	
RPI	S	Opponent	Score	RPI	S	Opponent	Score	RPI	S	Opponent	Score
				31	A	Virginia Tech	1 8	61	H	Eastern Ill.	5 1
				31	A	Virginia Tech	9 10	61	N	Eastern Ill.	2 0
				38	A	North Carolina	3 7	79	A	Ga. Southern	2 5
								79	A	Ga. Southern	2 1
								79	A	Ga. Southern	3 7
								87	H	Appalachian St.	1 6
								87	H	Appalachian St.	5 3
								87	H	Appalachian St.	3 1
								89	H	Marshall	7 2
								89	H	Marshall	3 4
								96	N	Monmouth	5 2
								105	H	Furman	0 8
								105	H	Furman	5 10
								108	A	Chattanooga	5 6
								108	A	Chattanooga	8 7
								108	A	Chattanooga	9 13
								111	N	Virginia	2 1
								156	N	Dayton	6 4
								159	H	Towson	0 1
								169	H	Charlotte	8 6
								169	H	Charlotte	4 8
								173	H	Samford	4 0
								173	H	Samford	9 1
								173	H	Samford	0 5
								208	A	Elon	10 2
								208	A	Elon	5 8
								208	A	Elon	5 1
								209	H	Drexel	9 4
								212	A	Western Caro.	7 3
								212	A	Western Caro.	11 1
								212	A	Western Caro.	5 1
								219	N	Belmont	1 0
								219	N	Belmont	0 1
								220	H	Liberty	8 0
								220	H	Liberty	5 4
								223	H	Quinnipiac	9 1
								223	H	Quinnipiac	10 8
								225	N	George Mason	5 4

Non-Div. I Games:

UNC Greensboro

RPI	S	Opponent	Score	
225	N	George Mason	2	1
231	N	Hartford	3	1
234	A	UNC Wilmington	9	0
244	A	Charleston So.	5	4
262	A	Alabama St.	4	0
278	A	N.C. A&T	10	1
278	A	N.C. A&T	11	8
281	H	N.C. Central	11	3
281	H	N.C. Central	10	0

UNC Greensboro

U
N
C
G
r
e
e
n
s
b
o
r
o

U
N
C
G
r
e
e
n
s
b
o
r
o

C
o
n
n
e
c
t
i
c
u
t

Connecticut

Connecticut

Average RPI Win: 140		WON-LOST	WINNING	LAST 10	STRENGTH OF		OPP. STRENGTH	TEAM	ADJ	CONF.	ADJ CONF.			
Average RPI Loss: 70		RECORD	PCT. RANK	GAMES	SCHEDULE		OF SCHEDULE	RPI	RPI	RPI	RPI			
DIV. I ONLY		20-30-0	.4	198	2-8-0		68	50	130	.51249	115	6	6	
DIV. I NON-CONF.		13-16-0	.44828	166	1-0-0		65	51	108	.52563	97	6	6	
<hr/>														
TOTALS		RPI 1-25		RPI 26-50		W-L RECORDS		RPI 51-100		RPI 101-150		RPI 150+		
20-30-0		1-6-0		3-6-0		OVERALL		2-12-0		2-3-0		12-3-0		
7-7-0		0-0-0		1-4-0		HOME		0-1-0		2-1-0		4-1-0		
7-16-0		1-6-0		1-1-0		AWAY		2-7-0		0-0-0		3-2-0		
6-7-0		0-0-0		1-1-0		NEUTRAL		0-4-0		0-2-0		5-0-0		
13-16-0		1-2-0		3-3-0		NON-CONFERENCE		0-8-0		0-2-0		9-1-0		
3-2-0		0-0-0		1-1-0		HOME		0-1-0		0-0-0		2-0-0		
4-7-0		1-2-0		1-0-		AWAY		0-3-0		0-0-0		2-1-0		
6-7-0		0-0-0		1-1-0		NEUTRAL		0-4-0		0-2-0		5-0-0		
7-14-0		0-4-0		0-3-0		CONFERENCE		2-4-0		2-1-0		3-2-0		
4-5-0		0-0-0		0-3-0		HOME		0-0-0		2-1-0		2-1-0		
3-9-0		0-4-0		0-0-0		AWAY		2-4-0		0-0-0		1-1-0		
0-0-0		0-0-0		0-0-0		NEUTRAL		0-0-0		0-0-0		0-0-0		
RPI	S	Opponent		Score	RPI	S	Opponent		Score	RPI	S	Opponent		Score
15	A	South Ala.		0 9	28	H	Western Ky.		1 9	53	H	North Florida		2 3
19	A	Florida St.		6 3	28	H	Western Ky.		2 3	53	N	North Florida		6 7
19	A	Florida St.		0 8	28	H	Western Ky.		0 3	56	A	Texas Tech		0 15
19	A	Florida St.		6 12	30	A	Mississippi St.		2 5	56	A	Texas Tech		3 11
21	A	La.-Lafayette		2 7	31	H	Virginia Tech		3 10	59	A	Auburn		1 6
21	A	La.-Lafayette		1 9	36	H	UAB		2 1	68	A	FIU		0 3
21	A	La.-Lafayette		0 6	42	N	North Carolina St.		1 9	68	A	FIU		5 4
					48	A	Georgia St.		8 7	68	A	FIU		5 6
					48	N	Georgia St.		5 3	73	N	SIU Edwardsville		3 11
										84	A	North Texas		2 10
										84	A	North Texas		6 8
										84	A	North Texas		10 8
										87	N	Appalachian St.		2 5
										97	N	IPFW		4 5
												</		

Non-Div. I Games:

Troy

Average RPI Win:		205	WON-LOST RECORD		WINNING PCT. RANK		LAST 10 GAMES		STRENGTH OF SCHEDULE		OPP. STRENGTH OF SCHEDULE		TEAM RPI		ADJ RPI		CONF. RPI		ADJ CONF. RPI	
DIV. I ONLY			36-17-0		.67925 51		9-1-0		238		154		110		.51197 116		20		20	
DIV. I NON-CONF.			19-13-0		.59375 86		3-1-0		234		144		141		.49882 144		20		20	
TOTALS		RPI 1-25		RPI 26-50		W-L RECORDS		RPI 51-100		RPI 101-150		RPI 150+								
36-17-0		0-1-0		0-8-0		OVERALL		1-2-0		4-1-0		31-5-0								
20-6-0		0-0-0		0-4-0		HOME		0-0-0		2-0-0		18-2-0								
12-6-0		0-1-0		0-1-0		AWAY		1-2-0		2-0-0		9-2-0								
4-5-0		0-0-0		0-3-0		NEUTRAL		0-0-0		0-1-0		4-1-0								
19-13-0		0-1-0		0-8-0		NON-CONFERENCE		0-0-0		1-1-0		18-3-0								
11-5-0		0-0-0		0-4-0		HOME		0-0-0		1-0-0		10-1-0								
4-3-0		0-1-0		0-0-		AWAY		0-0-0		0-0-0		4-1-0								
4-5-0		0-0-0		0-3-0		NEUTRAL		0-0-0		0-1-0		4-1-0								
17-4-0		0-0-0		0-0-0		CONFERENCE		1-2-0		3-0-0		13-2-0								
9-1-0		0-0-0		0-0-0		HOME		0-0-0		1-0-0		8-1-0								
8-3-0		0-0-0		0-0-0		AWAY		1-2-0		2-0-0		5-1-0								
0-0-0		0-0-0		0-0-0		NEUTRAL		0-0-0		0-0-0		0-0-0								
RPI	S	Opponent		Score		RPI	S	Opponent		Score		RPI	S	Opponent		Score				
22	A	Hawaii		5	8	28	N	Western Ky.		5	8	92	A	Coastal Caro.		0	4			
						28	N	Western Ky.		1	8	92	A	Coastal Caro.		4	6			
						35	A	Georgia		0	11	92	A	Coastal Caro.		2	1			
						38	H	North Carolina		0	3			137 A Winthrop		6	0			
						41	H	South Carolina		1	2			137 A Winthrop		2	0			
						42	H	North Carolina St.		5	7			137 H Winthrop		3	1			
						42	H	North Carolina St.		0	8			158 H George Washington		11	1			
						45	N	Northwestern		2	6			160 H Seton Hall		7	6			
														169 H Charlotte		3	1			
														169 H Charlotte		6	5			
														185 N Memphis		4	6			
														185 N Memphis		3	2			
														195 A Presbyterian		5	4			
														195 A Presbyterian		2	6			
														195 A Presbyterian		9	4			
														207 H Morehead St.		0	1			
														208 A Elon		7	5			
														209 H Drexel		4	0			
														214 A Radford		4	3			
														214 A Radford		9	8			
														214 A Radford		11	4			
														216 H Northern Ky.		6	4			
														217 A Hampton		9	4			
														217 A Hampton		3	4			
														220 H Liberty		5	2			
														220 H Liberty		4	3			
														220 H Liberty		4	3			
														222 N Middle Tenn.		11	6			

Non-Div. I Games:

Campbell

RPI	S	Opponent	Score	
222	N	Middle Tenn.	10	2
227	H	Gardner-Webb	9	1
227	H	Gardner-Webb	6	5
227	H	Gardner-Webb	11	3
234	A	UNC Wilmington	9	3
234	A	UNC Wilmington	5	3
240	H	Norfolk St.	6	2
244	H	Charleston So.	8	5
244	H	Charleston So.	4	5
244	H	Charleston So.	12	4
246	N	Youngstown St.	9	7
269	H	St. Bonaventure	9	0
281	H	N.C. Central	14	2
281	H	N.C. Central	7	1

Average RPI Win:	177	WON-LOST	WINNING	LAST 10	STRENGTH OF	OPP. STRENGTH	TEAM	ADJ	CONF.	ADJ CONF.	
Average RPI Loss:	114	RECORD	PCT. RANK	GAMES	SCHEDULE	OF SCHEDULE	RPI	RPI	RPI	RPI	
DIV. I ONLY	23-19-0	.54762	116	8-2-0	130	172	118	.51193	117	22	22
DIV. I NON-CONF.	12-12-0	.5	137	0-0-0	139	106	132	.50643	132	22	22
<hr/>											
TOTALS	RPI 1-25	RPI 26-50		W-L RECORDS		RPI 51-100		RPI 101-150		RPI 150+	
23-19-0	0-0-0	0-2-0		OVERALL		3-8-0		3-3-0		17-6-0	
10-6-0	0-0-0	0-0-0		HOME		3-3-0		0-1-0		7-2-0	
4-9-0	0-0-0	0-2-0		AWAY		0-3-0		0-1-0		4-3-0	
9-4-0	0-0-0	0-0-0		NEUTRAL		0-2-0		3-1-0		6-1-0	
12-12-0	0-0-0	0-2-0		NON-CONFERENCE		1-6-0		3-3-0		8-1-0	
2-2-0	0-0-0	0-0-0		HOME		1-1-0		0-1-0		1-0-0	
1-6-0	0-0-0	0-0-		AWAY		0-3-0		0-1-0		1-0-0	
9-4-0	0-0-0	0-0-0		NEUTRAL		0-2-0		3-1-0		6-1-0	
11-7-0	0-0-0	0-0-0		CONFERENCE		2-2-0		0-0-0		9-5-0	
8-4-0	0-0-0	0-0-0		HOME		2-2-0		0-0-0		6-2-0	
3-3-0	0-0-0	0-0-0		AWAY		0-0-0		0-0-0		3-3-0	
0-0-0	0-0-0	0-0-0		NEUTRAL		0-0-0		0-0-0		0-0-0	
RPI	S	Opponent	Score	RPI	S	Opponent	Score	RPI	S	Opponent	Score
				27	A	Arkansas	0 8	58	N	Neb. Omaha	0 9
				27	A	Arkansas	0 8	61	H	Eastern Ill.	1 2
								61	H	Eastern Ill.	4 2
								71	A	Illinois	4 6
								83	H	Saint Joseph's	4 2
								83	H	Saint Joseph's	3 5
								85	N	UT Martin	2 3
								91	H	Fordham	3 4
								91	H	Fordham	2 1
								99	A	Southern Ill.	3 11
								99	A	Southern Ill.	6 7
								107	N	Murray St.	9 6
								107	N	Murray St.	4 7
								130	N	Loyola Chicago	8 2
								131	A	Southeastern La.	0 2
								142	N	Indiana	4 3
								147	H	Bradley	3 6
								153	N	Northern Ill.	3 2
								156	H	Dayton	1 5
								156	H	Dayton	3 2
								158	A	George Washington	2 5
								158	A	George Washington	1 3
								162	N	Jacksonville St.	5 2
								163	N	La.-Monroe	1 2
								169	A	Charlotte	6 4
								169	A	Charlotte	2 4
								171	N	Nicholls St.	5 0
								172	H	UMKC	3 1
								181	H	Temple	11 3
								181	H	Temple	3 2
								183	N	Western Mich.	4 3
								205	A	Butler	2 0
								205	A	Butler	6 4
								228	A	Tennessee St.	6 0
								251	N	Mississippi Val.	5 1
								258	H	La Salle	6 5
								258	H	La Salle	6 0
								262	N	Alabama St.	4 2
LAST 10 GAMES											
				169	A	Charlotte	2 4	83	H	Saint Joseph's	3 5
				169	A	Charlotte	6 4	181	H	Temple	11 3
				205	A	Butler	6 4	181	H	Temple	3 2
				205	A	Butler	2 0	258	H	La Salle	6 5
				83	H	Saint Joseph's	4 2	258	H	La Salle	6 0

Non-Div. I Games:

Saint Louis

RPI	S	Opponent	Score	
269	H	St. Bonaventure	8	2
269	H	St. Bonaventure	3	4

Average RPI Win:		228	WON-LOST RECORD		WINNING PCT. RANK		LAST 10 GAMES		STRENGTH OF SCHEDULE		OPP. STRENGTH OF SCHEDULE		TEAM RPI		ADJ RPI		CONF. RPI		ADJ CONF. RPI				
DIV. I ONLY			30-13-0		.69767 41		9-1-0		231		230		106		.51169 118		23		23				
DIV. I NON-CONF.			14-9-0		.6087 79		4-0-0		255		243		157		.48324 163		23		24				
TOTALS		RPI 1-25		RPI 26-50		W-L RECORDS		RPI 51-100		RPI 101-150		RPI 150+											
30-13-0		0-2-0		0-1-0		OVERALL		1-4-0		1-3-0		28-3-0											
16-2-0		0-0-0		0-0-0		HOME		1-1-0		0-0-0		15-1-0											
9-6-0		0-2-0		0-0-0		AWAY		0-2-0		0-0-0		9-2-0											
5-5-0		0-0-0		0-1-0		NEUTRAL		0-1-0		1-3-0		4-0-0											
14-9-0		0-2-0		0-1-0		NON-CONFERENCE		0-1-0		1-3-0		13-2-0											
7-1-0		0-0-0		0-0-0		HOME		0-0-0		0-0-0		7-1-0											
2-3-0		0-2-0		0-0-		AWAY		0-0-0		0-0-0		2-1-0											
5-5-0		0-0-0		0-1-0		NEUTRAL		0-1-0		1-3-0		4-0-0											
16-4-0		0-0-0		0-0-0		CONFERENCE		1-3-0		0-0-0		15-1-0											
9-1-0		0-0-0		0-0-0		HOME		1-1-0		0-0-0		8-0-0											
7-3-0		0-0-0		0-0-0		AWAY		0-2-0		0-0-0		7-1-0											
0-0-0		0-0-0		0-0-0		NEUTRAL		0-0-0		0-0-0		0-0-0											
RPI	S	Opponent		Score		RPI	S	Opponent		Score		RPI	S	Opponent		Score							
24	A	Hofstra		6	12	48	N	Georgia St.		1	3	93	N	Eastern Ky.		1	6						
24	A	Hofstra		0	9							96	A	Monmouth		2	5						
												96	A	Monmouth		0	1						
												100	H	Robert Morris		2	3						
												100	H	Robert Morris		3	1						
												114	N	Connecticut		2	10						
												114	N	Connecticut		6	8						
												141	N	Stephen F. Austin		8	4						
												145	N	Ill.-Chicago		2	3						
												152	N	Loyola Marymount		4	0						
												177	H	Bryant		8	1						
												177	H	Bryant		8	0						
												189	H	Fairleigh Dickinson		9	1						
												189	H	Fairleigh Dickinson		4	0						
												191	A	LIU Brooklyn		9	1						
												191	A	LIU Brooklyn		5	0						
												217	A	Hampton		2	4						
												223	A	Quinnipiac		10	2						
												223	A	Quinnipiac		9	0						
												231	H	Hartford		4	6						
												231	H	Hartford		6	2						
												235	H	Sacred Heart		5	0						
												235	H	Sacred Heart		4	0						
												247	A	Mt. St. Mary's		3	5						
												247	A	Mt. St. Mary's		11	2						
												248	H	Saint Francis (PA)		8	5						
												248	H	Saint Francis (PA)		12	11						
LAST 10 GAMES																							
223 A Quinnipiac						9	0	265 H Rhode Island						11	3	253 N Canisius						6	1
223 A Quinnipiac						10	2	189 H Fairleigh Dickinson						9	1	259 A Holy Cross						6	0
100 H Robert Morris						3	1	189 H Fairleigh Dickinson						4	0	259 A Holy Cross						2	0
100 H Robert Morris						2	3	259 A Holy Cross						6	0	259 H Holy Cross						8	0
265 H Rhode Island						11	0	259 A Holy Cross						2	0	259 H Holy Cross						2	0

Non-Div. I Games:

Central Conn. St.

RPI	S	Opponent	Score	
264	N	Siena	9	4
265	H	Rhode Island	11	0
265	H	Rhode Island	11	3
271	H	Yale	3	1
271	H	Yale	8	1
272	A	Wagner	13	1
272	A	Wagner	8	0
287	N	UMES	11	2

Central Conn. St.
.
S
t
.

C
e
n
t
r
a
l
C
o
n
n
.
S
t
.

Average RPI Win:	118	WON-LOST RECORD	WINNING PCT. RANK	LAST 10 GAMES	STRENGTH OF SCHEDULE	OPP. STRENGTH OF SCHEDULE	TEAM RPI	ADJ RPI	CONF. RPI	ADJ CONF. RPI					
DIV. I ONLY		19-31-1	.38235	214	3-7-0	50	59	126	.51082	119	9	8			
DIV. I NON-CONF.		11-18-1	.38333	204	0-0-0	37	36	116	.51875	109	8	7			
<hr/>															
TOTALS	RPI 1-25	RPI 26-50		W-L RECORDS		RPI 51-100		RPI 101-150		RPI 150+					
19-31-1	1-8-0	1-6-0		OVERALL		5-7-1		6-5-0		6-5-0					
8-12-0	0-3-0	0-0-0		HOME		2-5-0		3-3-0		3-1-0					
6-6-0	0-0-0	0-1-0		AWAY		3-0-0		1-2-0		2-3-0					
5-13-1	1-5-0	1-5-0		NEUTRAL		0-2-1		2-0-0		1-1-0					
11-18-1	1-5-0	1-6-0		NON-CONFERENCE		0-3-1		4-1-0		5-3-0					
5-3-0	0-0-0	0-0-0		HOME		0-1-0		2-1-0		3-1-0					
1-2-0	0-0-0	0-0-		AWAY		0-0-0		0-0-0		1-1-0					
5-13-1	1-5-0	1-5-0		NEUTRAL		0-2-1		2-0-0		1-1-0					
8-13-0	0-3-0	0-0-0		CONFERENCE		5-4-0		2-4-0		1-2-0					
3-9-0	0-3-0	0-0-0		HOME		2-4-0		1-2-0		0-0-0					
5-4-0	0-0-0	0-0-0		AWAY		3-0-0		1-2-0		1-2-0					
0-0-0	0-0-0	0-0-0		NEUTRAL		0-0-0		0-0-0		0-0-0					
<hr/>															
RPI S	Opponent	Score		RPI S	Opponent	Score		RPI S	Opponent	Score		RPI S	Opponent	Score	
5 N	Oregon	1	2	32 N	Arizona	3	10	54 N	Ohio St.	1	12	112 H	Fresno St.	1	6
9 N	Washington	2	0	33 N	Oregon St.	2	11	57 H	Long Beach St.	2	0	112 H	Fresno St.	6	5
11 N	Kentucky	0	1	35 N	Georgia	1	0	57 H	Long Beach St.	4	5	124 H	UC Santa Barbara	1	3
14 N	California	3	11	44 N	Notre Dame	0	6	57 H	Long Beach St.	0	1	124 H	UC Santa Barbara	3	1
20 N	Stanford	6	7	44 N	Notre Dame	3	4	60 A	Cal St. Fullerton	1	0	124 H	UC Santa Barbara	0	1
22 H	Hawaii	1	2	45 N	Northwestern	0	10	60 A	Cal St. Fullerton	4	0	129 N	New Mexico	3	2
22 H	Hawaii	1	3	49 A	San Diego St.	2	5	60 A	Cal St. Fullerton	3	2	140 A	Cal St. Northridge	0	7
22 H	Hawaii	0	4					62 H	Pacific	1	3	140 A	Cal St. Northridge	2	1
23 N	Wisconsin	1	2					62 H	Pacific	0	7	140 A	Cal St. Northridge	2	3
								62 H	Pacific	3	0	142 N	Indiana	10	3
								70 N	San Jose St.	2	3	143 H	Rutgers	3	2
								74 N	Utah	1	1	153 H	Northern Ill.	6	3
								98 H	Nevada	2	5	153 H	Northern Ill.	6	5
												183 N	Western Mich.	2	3
												191 N	LIU Brooklyn	14	2
												197 H	Sacramento St.	0	2
												197 H	Sacramento St.	2	1
												203 A	CSU Bakersfield	2	0
												203 A	CSU Bakersfield	3	4
												210 A	UC Riverside	0	8
												210 A	UC Riverside	2	0
												210 A	UC Riverside	2	3
<hr/>															
LAST 10 GAMES				LAST 10 GAMES				LAST 10 GAMES				LAST 10 GAMES			
210 A	UC Riverside	2	3	22 H	Hawaii	1	3	210 A	UC Riverside	2	0	124 H	UC Santa Barbara	3	1
210 A	UC Riverside	2	0	140 A	Cal St. Northridge	2	1	140 A	Cal St. Northridge	2	1	140 A	Cal St. Northridge	0	7
210 A	UC Riverside	0	8	22 H	Hawaii	1	2	140 A	Cal St. Northridge	0	7	140 A	Cal St. Northridge	2	3
22 H	Hawaii	1	2												
22 H	Hawaii	0	4												

Non-Div. I Games:

Cal Poly

Average RPI Win: 180		WON-LOST RECORD		WINNING PCT. RANK		LAST 10 GAMES		STRENGTH OF SCHEDULE		OPP. STRENGTH OF SCHEDULE		TEAM RPI		ADJ RPI		CONF. RPI		ADJ CONF. RPI					
DIV. I ONLY		26-17-0		.60465 87		5-5-0		192		156		117		.51076 120		19		18					
DIV. I NON-CONF.		14-11-0		.56 104		0-1-0		180		158		126		.50741 130		19		19					
TOTALS		RPI 1-25		RPI 26-50		W-L RECORDS		RPI 51-100		RPI 101-150		RPI 150+											
26-17-0		0-2-0		0-2-0		OVERALL		1-4-0		9-5-0		16-4-0											
9-5-0		0-0-0		0-0-0		HOME		0-2-0		3-1-0		6-2-0											
5-7-0		0-1-0		0-2-0		AWAY		0-0-0		0-3-0		5-1-0											
12-5-0		0-1-0		0-0-0		NEUTRAL		1-2-0		6-1-0		5-1-0											
14-11-0		0-2-0		0-2-0		NON-CONFERENCE		1-2-0		6-4-0		7-1-0											
2-0-0		0-0-0		0-0-0		HOME		0-0-0		0-0-0		2-0-0											
0-6-0		0-1-0		0-0-		AWAY		0-0-0		0-3-0		0-0-0											
12-5-0		0-1-0		0-0-0		NEUTRAL		1-2-0		6-1-0		5-1-0											
12-6-0		0-0-0		0-0-0		CONFERENCE		0-2-0		3-1-0		9-3-0											
7-5-0		0-0-0		0-0-0		HOME		0-2-0		3-1-0		4-2-0											
5-1-0		0-0-0		0-0-0		AWAY		0-0-0		0-0-0		5-1-0											
0-0-0		0-0-0		0-0-0		NEUTRAL		0-0-0		0-0-0		0-0-0											
RPI	S	Opponent		Score		RPI	S	Opponent		Score		RPI	S	Opponent		Score							
11	N	Kentucky		1	3	43	A	South Fla.		1	4	63	H	Ball St.		4	6	109	H	Kent St.	4	5	
12	A	Michigan		0	11	43	A	South Fla.		1	2	63	H	Ball St.		0	12	109	H	Kent St.	3	0	
												83	N	Saint Joseph's		8	3	122	N	Michigan St.	3	0	
												91	N	Fordham		1	7	125	H	Bowling Green	5	0	
												97	N	IPFW		6	10	125	H	Bowling Green	4	2	
																		129	A	New Mexico	0	4	
																		129	A	New Mexico	1	4	
																		130	N	Loyola Chicago	3	2	
																		134	N	Penn St.	7	4	
																		141	N	Stephen F. Austin	6	3	
																		142	A	Indiana	1	2	
																		145	N	Ill.-Chicago	2	3	
																		146	N	Providence	5	1	
																		147	N	Bradley	4	0	
																		152	N	Loyola Marymount	1	2	
																		153	A	Northern Ill.	7	3	
																		153	A	Northern Ill.	7	6	
																		164	N	Massachusetts	6	2	
																		183	A	Western Mich.	5	0	
																		183	A	Western Mich.	8	4	
																		192	H	Miami (OH)	4	2	
																		192	H	Miami (OH)	0	2	
																		201	A	Eastern Mich.	3	0	
																		201	A	Eastern Mich.	4	8	
																		211	H	Buffalo	7	1	
																		211	H	Buffalo	6	1	
																		217	N	Hampton	8	6	
						LAST 10 GAMES																	

Non-Div. I Games:

Central Mich.

RPI	S	Opponent	Score	
223	N	Quinnipiac	9	1
237	N	Wright St.	3	2
260	H	Toledo	3	0
260	H	Toledo	2	3
272	N	Wagner	7	4
276	H	Detroit	13	3
276	H	Detroit	9	1

Central Mich.

C
e
n
t
r
a
l
M
i
c
h
.

C
e
n
t
r
a
l
M
i
c
h
.

Average RPI Win:		158	WON-LOST RECORD		WINNING PCT. RANK		LAST 10 GAMES		STRENGTH OF SCHEDULE		OPP. STRENGTH OF SCHEDULE		TEAM RPI		ADJ RPI		CONF. RPI		ADJ CONF. RPI	
DIV. I ONLY			16-27-0		.37209 216		2-8-0		42		82		123		.51055 121		8		9	
DIV. I NON-CONF.			11-15-0		.42308 181		0-1-0		52		92		119		.51496 114		7		8	
TOTALS		RPI 1-25		RPI 26-50		W-L RECORDS		RPI 51-100		RPI 101-150		RPI 150+								
16-27-0		0-7-0		3-9-0		OVERALL		1-4-0		1-3-0		11-4-0								
2-8-0		0-0-0		0-6-0		HOME		0-0-0		0-1-0		2-1-0								
5-11-0		0-6-0		2-2-0		AWAY		0-2-0		0-0-0		3-1-0								
9-8-0		0-1-0		1-1-0		NEUTRAL		1-2-0		1-2-0		6-2-0								
11-15-0		0-5-0		2-1-0		NON-CONFERENCE		1-4-0		1-3-0		7-2-0								
0-1-0		0-0-0		0-0-0		HOME		0-0-0		0-1-0		0-0-0								
2-6-0		0-4-0		1-0-		AWAY		0-2-0		0-0-0		1-0-0								
9-8-0		0-1-0		1-1-0		NEUTRAL		1-2-0		1-2-0		6-2-0								
5-12-0		0-2-0		1-8-0		CONFERENCE		0-0-0		0-0-0		4-2-0								
2-7-0		0-0-0		0-6-0		HOME		0-0-0		0-0-0		2-1-0								
3-5-0		0-2-0		1-2-0		AWAY		0-0-0		0-0-0		2-1-0								
0-0-0		0-0-0		0-0-0		NEUTRAL		0-0-0		0-0-0		0-0-0								
RPI	S	Opponent		Score		RPI	S	Opponent		Score		RPI	S	Opponent		Score				
8	A	Arizona St.		2	8	28	A	Western Ky.		6	4	54	N	Ohio St.		0	9			
8	A	Arizona St.		0	10	38	N	North Carolina		2	4	54	N	Ohio St.		0	4			
16	A	Louisville		5	8	39	N	James Madison		3	2	91	N	Fordham		13	0			
16	A	Louisville		0	15	40	A	DePaul		2	0	100	A	Robert Morris		0	4			
17	A	Texas A&M		5	9	40	A	DePaul		2	7	100	A	Robert Morris		1	6			
17	A	Texas A&M		3	7	40	A	DePaul		1	4									
21	N	La.-Lafayette		0	8	43	H	South Fla.		0	10									
						43	H	South Fla.		1	7									
						43	H	South Fla.		0	5									
						44	H	Notre Dame		2	10									
						44	H	Notre Dame		1	7									
						44	H	Notre Dame		0	7									
LAST 10 GAMES																				
						44	H	Notre Dame		0	7	160	A	Seton Hall		8	7			
						44	H	Notre Dame		1	7	160	A	Seton Hall		1	0			
						44	H	Notre Dame		2	10	160	A	Seton Hall		3	4			
						16	A	Louisville		5	8	134	H	Penn St.		7	11			
						16	A	Louisville		0	15	43	H	South Fla.		0	5			

Non-Div. I Games:

Pittsburgh

Average RPI Win: 151		WON-LOST	WINNING	LAST 10	STRENGTH OF		OPP. STRENGTH	TEAM	ADJ	CONF.	ADJ CONF.
Average RPI Loss: 78		RECORD	PCT. RANK	GAMES	SCHEDULE		OF SCHEDULE	RPI	RPI	RPI	RPI
DIV. I ONLY		21-23-0	.47727	151	102		70	121	.50978	122	4
DIV. I NON-CONF.		14-14-0	.5	137	92		157	115	.51494	115	4
TOTALS		RPI 1-25	RPI 26-50		W-L RECORDS		RPI 51-100		RPI 101-150		RPI 150+
21-23-0		0-4-0	1-4-0		OVERALL		4-10-0		11-1-0		5-4-0
5-6-0		0-2-0	0-1-0		HOME		0-3-0		5-0-0		0-0-0
5-7-0		0-2-0	0-1-0		AWAY		3-4-0		2-0-0		0-0-0
11-10-0		0-0-0	1-2-0		NEUTRAL		1-3-0		4-1-0		5-4-0
14-14-0		0-1-0	1-4-0		NON-CONFERENCE		2-4-0		6-1-0		5-4-0
0-1-0		0-0-0	0-1-0		HOME		0-0-0		0-0-0		0-0-0
3-3-0		0-1-0	0-0-		AWAY		1-1-0		2-0-0		0-0-0
11-10-0		0-0-0	1-2-0		NEUTRAL		1-3-0		4-1-0		5-4-0
7-9-0		0-3-0	0-0-0		CONFERENCE		2-6-0		5-0-0		0-0-0
5-5-0		0-2-0	0-0-0		HOME		0-3-0		5-0-0		0-0-0
2-4-0		0-1-0	0-0-0		AWAY		2-3-0		0-0-0		0-0-0
0-0-0		0-0-0	0-0-0		NEUTRAL		0-0-0		0-0-0		0-0-0
RPI S	Opponent	Score	RPI S	Opponent	Score	RPI S	Opponent	Score	RPI S	Opponent	Score
8 A	Arizona St.	2 9	41 N	South Carolina	3 11	54 A	Ohio St.	3 6	120 N	Central Mich.	0 3
12 A	Michigan	2 21	41 N	South Carolina	5 12	54 A	Ohio St.	1 4	128 N	Albany (NY)	3 1
12 H	Michigan	2 11	44 H	Notre Dame	0 2	55 N	Kansas	0 1	133 A	Fla. Atlantic	7 2
12 H	Michigan	7 8	47 N	Illinois St.	3 2	63 N	Ball St.	2 7	133 A	Fla. Atlantic	1 0
			50 A	FGCU	0 6	63 N	Ball St.	4 2	134 H	Penn St.	7 1
						71 H	Illinois	2 6	134 H	Penn St.	4 1
						71 H	Illinois	0 10	142 H	Indiana	5 0
						71 H	Illinois	2 10	142 H	Indiana	2 1
						77 N	Jacksonville	2 5	142 H	Indiana	10 7
						86 A	Stetson	4 1	145 N	Ill.-Chicago	5 1
						86 A	Stetson	1 6	145 N	Ill.-Chicago	11 7
						90 A	Purdue	1 0	148 N	UNI	1 0
						90 A	Purdue	2 7	157 N	Villanova	1 5
						90 A	Purdue	3 2	163 N	La.-Monroe	1 6
									201 N	Eastern Mich.	4 6
									213 N	Harvard	1 0
									237 N	Wright St.	1 2
									261 N	Niagara	2 1
									261 N	Niagara	8 1
									269 N	St. Bonaventure	8 0
									269 N	St. Bonaventure	12 0
			LAST 10 GAMES								
			71 H	Illinois	0 10	44 H	Notre Dame	0 2			
			71 H	Illinois	2 10	12 H	Michigan	7 8			
			71 H	Illinois	2 6	12 H	Michigan	2 11			
			54 A	Ohio St.	1 4	12 A	Michigan	2 21			
			54 A	Ohio St.	3 6	90 A	Purdue	1 0			

Non-Div. I Games:

Michigan St.

Average RPI Win:	152	WON-LOST RECORD	WINNING PCT. RANK	LAST 10 GAMES	STRENGTH OF SCHEDULE	OPP. STRENGTH OF SCHEDULE	TEAM RPI	ADJ RPI	CONF. RPI	ADJ CONF. RPI		
DIV. I ONLY		21-24-0	.46667	156	5-5-0	101	93	128	.50874	123	9	8
DIV. I NON-CONF.		13-14-0	.48148	151	0-0-0	126	101	135	.50796	129	8	7
<hr/>												
TOTALS	RPI 1-25	RPI 26-50		W-L RECORDS		RPI 51-100		RPI 101-150		RPI 150+		
21-24-0	0-7-0	2-3-0		OVERALL		4-5-0		4-4-0		11-5-0		
5-6-0	0-1-0	0-1-0		HOME		3-3-0		2-1-0		0-0-0		
7-11-0	0-5-0	0-0-0		AWAY		0-0-0		1-3-0		6-3-0		
9-7-0	0-1-0	2-2-0		NEUTRAL		1-2-0		1-0-0		5-2-0		
13-14-0	0-4-0	2-3-0		NON-CONFERENCE		1-2-0		1-1-0		9-4-0		
0-2-0	0-1-0	0-1-0		HOME		0-0-0		0-0-0		0-0-0		
4-5-0	0-2-0	0-0-		AWAY		0-0-0		0-1-0		4-2-0		
9-7-0	0-1-0	2-2-0		NEUTRAL		1-2-0		1-0-0		5-2-0		
8-10-0	0-3-0	0-0-0		CONFERENCE		3-3-0		3-3-0		2-1-0		
5-4-0	0-0-0	0-0-0		HOME		3-3-0		2-1-0		0-0-0		
3-6-0	0-3-0	0-0-0		AWAY		0-0-0		1-2-0		2-1-0		
0-0-0	0-0-0	0-0-0		NEUTRAL		0-0-0		0-0-0		0-0-0		
<hr/>												
RPI S	Opponent	Score	RPI S	Opponent	Score	RPI S	Opponent	Score	RPI S	Opponent	Score	
8 A	Arizona St.	3 12	33 H	Oregon St.	0 1	60 H	Cal St. Fullerton	1 0	112 A	Fresno St.	2 4	
12 N	Michigan	0 6	39 N	James Madison	3 4	60 H	Cal St. Fullerton	3 2	121 N	Pittsburgh	2 0	
14 H	California	0 7	43 N	South Fla.	1 0	60 H	Cal St. Fullerton	3 4	124 A	UC Santa Barbara	0 1	
20 A	Stanford	0 8	44 N	Notre Dame	5 4	62 H	Pacific	4 5	124 A	UC Santa Barbara	0 1	
22 A	Hawaii	1 2	47 N	Illinois St.	1 2	62 H	Pacific	1 0	124 A	UC Santa Barbara	8 0	
22 A	Hawaii	4 5				62 H	Pacific	0 6	140 H	Cal St. Northridge	5 2	
22 A	Hawaii	2 6				76 N	New Mexico St.	2 4	140 H	Cal St. Northridge	1 8	
						91 N	Fordham	2 0	140 H	Cal St. Northridge	5 0	
						99 N	Southern Ill.	7 8	151 A	St. Mary's (CA)	5 1	
									151 A	St. Mary's (CA)	0 1	
									186 N	Southern Miss.	5 3	
									186 N	Southern Miss.	5 2	
									197 A	Sacramento St.	4 1	
									197 A	Sacramento St.	4 5	
									197 N	Sacramento St.	1 2	
									203 A	CSU Bakersfield	2 0	
									203 A	CSU Bakersfield	3 2	
									203 N	CSU Bakersfield	0 2	
									210 A	UC Riverside	5 8	
									210 A	UC Riverside	1 0	
									210 A	UC Riverside	3 1	
									238 N	UTEP	5 3	
									263 N	Santa Clara	7 2	
									263 N	Santa Clara	14 1	
<hr/>												
			LAST 10 GAMES									
			60 H	Cal St. Fullerton	3 4	210 A	UC Riverside	3 1				
			60 H	Cal St. Fullerton	1 0	62 H	Pacific	0 6				
			60 H	Cal St. Fullerton	3 2	124 A	UC Santa Barbara	0 1				
			210 A	UC Riverside	1 0	124 A	UC Santa Barbara	8 0				
			210 A	UC Riverside	5 8	124 A	UC Santa Barbara	0 1				

Non-Div. I Games:

UC Davis

RPI	S	Opponent	Score	
267	N	Weber St.	4	1
285	N	Grambling	6	0

UC Santa Barbara

U
C
S
a
n
t
a
B
a
r
b
a
r
a

U
C
S
a
n
t
a
B
a
r
b
a
r
a

Average RPI Win:		191	WON-LOST RECORD		WINNING PCT. RANK		LAST 10 GAMES		STRENGTH OF SCHEDULE		OPP. STRENGTH OF SCHEDULE		TEAM RPI		ADJ RPI		CONF. RPI		ADJ CONF. RPI				
Average RPI Loss:		126																					
DIV. I ONLY			26-18-0		.59091 94		4-6-0		194		181		127		.50761 125		19		18				
DIV. I NON-CONF.			18-8-0		.69231 51		1-1-0		194		174		82		.53589 81		19		19				
TOTALS		RPI 1-25		RPI 26-50		W-L RECORDS		RPI 51-100		RPI 101-150		RPI 150+											
26-18-0		0-1-0		1-1-0		OVERALL		1-4-0		2-5-0		22-7-0											
7-9-0		0-0-0		0-0-0		HOME		1-3-0		0-2-0		6-4-0											
13-7-0		0-1-0		1-1-0		AWAY		0-1-0		0-2-0		12-2-0											
6-2-0		0-0-0		0-0-0		NEUTRAL		0-0-0		2-1-0		4-1-0											
18-8-0		0-1-0		1-1-0		NON-CONFERENCE		1-2-0		2-1-0		14-3-0											
1-1-0		0-0-0		0-0-0		HOME		1-1-0		0-0-0		0-0-0											
11-5-0		0-1-0		1-0-		AWAY		0-1-0		0-0-0		10-2-0											
6-2-0		0-0-0		0-0-0		NEUTRAL		0-0-0		2-1-0		4-1-0											
8-10-0		0-0-0		0-0-0		CONFERENCE		0-2-0		0-4-0		8-4-0											
6-8-0		0-0-0		0-0-0		HOME		0-2-0		0-2-0		6-4-0											
2-2-0		0-0-0		0-0-0		AWAY		0-0-0		0-2-0		2-0-0											
0-0-0		0-0-0		0-0-0		NEUTRAL		0-0-0		0-0-0		0-0-0											
RPI	S	Opponent		Score		RPI	S	Opponent		Score		RPI	S	Opponent		Score		RPI	S	Opponent		Score	
12	A	Michigan		1	9	28	A	Western Ky.		1	3	51	A	Kennesaw St.		0	5	107	N	Murray St.		4	6
						28	A	Western Ky.		8	6							107	N	Murray St.		1	0
																		109	H	Kent St.		1	5
																		109	H	Kent St.		0	1
																		116	N	Campbell		4	3
																		120	A	Central Mich.		0	5
																		120	A	Central Mich.		2	4
																		156	A	Dayton		5	3
																		156	A	Dayton		3	0
																		158	N	George Washington		1	0
																		162	N	Jacksonville St.		7	12
																		174	A	Evansville		7	6
																		174	A	Evansville		2	3
																		188	H	Ohio		1	5
																		188	H	Ohio		3	2
																		190	H	Akron		2	0
																		190	H	Akron		3	0
																		192	H	Miami (OH)		5	1
																		192	H	Miami (OH)		2	3
																		198	A	East Tenn. St.		0	5
																		198	A	East Tenn. St.		1	0
																		199	A	Valparaiso		6	3
																		199	A	Valparaiso		5	0
																		201	A	Eastern Mich.		4	0
																		201	A	Eastern Mich.		6	1
																		211	H	Buffalo		2	1
																		211	H	Buffalo		0	2
LAST 10 GAMES																							
						260	H	Toledo		1	0	201	A	Eastern Mich.		4	0	201	A	Eastern Mich.		4	0
						260	H	Toledo		1	3	120	A	Central Mich.		2	4	201	A	Eastern Mich.		6	1
						97	H	IPFW		4	6	120	A	Central Mich.		0	5	201	A	Eastern Mich.		2	1
						97	H	IPFW		7	1	109	H	Kent St.		0	1	211	H	Buffalo		2	1
						201	A	Eastern Mich.		6	1	109	H	Kent St.		1	5	211	H	Buffalo		0	2

Non-Div. I Games:

Bowling Green

RPI	S	Opponent	Score	
232	N	Southeast Mo. St.	4	1
232	N	Southeast Mo. St.	4	1
237	A	Wright St.	2	0
237	A	Wright St.	2	1
246	N	Youngstown St.	1	0
260	H	Toledo	1	0
260	H	Toledo	1	3
276	A	Detroit	9	1
276	A	Detroit	12	3

Bowling Green

B
o
w
l
i
n
g
G
r
e
e
n

B
o
w
l
i
n
g
G
r
e
e
n

Average RPI Win: 237		WON-LOST RECORD	WINNING PCT. RANK		LAST 10 GAMES	STRENGTH OF SCHEDULE	OPP. STRENGTH OF SCHEDULE	TEAM RPI	ADJ RPI		CONF. RPI	ADJ CONF. RPI											
Average RPI Loss: 155																							
DIV. I ONLY		35-14-1	.71	38	10-0-0	232	261	111	.50748	126	28	28											
DIV. I NON-CONF.		18-11-1	.61667	76	2-0-0	183	260	122	.50435	135	28	28											
<hr/>																							
TOTALS		RPI 1-25		RPI 26-50		W-L RECORDS		RPI 51-100		RPI 101-150		RPI 150+											
35-14-1		0-2-0		0-0-0		OVERALL		2-3-0		0-2-0		33-7-1											
17-4-0		0-2-0		0-0-0		HOME		0-0-0		0-0-0		17-2-0											
11-3-1		0-0-0		0-0-0		AWAY		2-0-0		0-2-0		9-1-1											
7-7-0		0-0-0		0-0-0		NEUTRAL		0-3-0		0-0-0		7-4-0											
18-11-1		0-2-0		0-0-0		NON-CONFERENCE		2-3-0		0-2-0		16-4-1											
7-2-0		0-2-0		0-0-0		HOME		0-0-0		0-0-0		7-0-0											
4-2-1		0-0-0		0-0-		AWAY		2-0-0		0-2-0		2-0-1											
7-7-0		0-0-0		0-0-0		NEUTRAL		0-3-0		0-0-0		7-4-0											
17-3-0		0-0-0		0-0-0		CONFERENCE		0-0-0		0-0-0		17-3-0											
10-2-0		0-0-0		0-0-0		HOME		0-0-0		0-0-0		10-2-0											
7-1-0		0-0-0		0-0-0		AWAY		0-0-0		0-0-0		7-1-0											
0-0-0		0-0-0		0-0-0		NEUTRAL		0-0-0		0-0-0		0-0-0											
RPI	S	Opponent		Score		RPI	S	Opponent		Score		RPI	S	Opponent		Score							
24	H	Hofstra		2	5			61	N	Eastern Ill.		3	4	110	A	Penn		7	8				
24	H	Hofstra		0	5			61	N	Eastern Ill.		2	8	110	A	Penn		0	2				
								91	A	Fordham		6	1	159	A	Towson		4	4				
								91	A	Fordham		7	1	165	A	Princeton		1	0				
								100	N	Robert Morris		2	4	165	A	Princeton		9	2				
														190	N	Akron		4	0				
														196	H	Army		2	0				
														196	H	Army		3	2				
														196	H	Army		6	5				
														196	H	Army		4	5				
														205	N	Butler		0	2				
														243	H	Columbia		5	1				
														243	H	Columbia		4	3				
														243	N	Columbia		1	3				
														243	N	Columbia		3	2				
														243	N	Columbia		5	4				
														245	A	Bucknell		5	2				
														245	A	Bucknell		3	1				
														245	A	Bucknell		1	2				
														245	A	Bucknell		6	1				
														254	N	Iona		6	2				
														254	N	Iona		5	8				
														255	A	Colgate		7	0				
														255	A	Colgate		7	2				
														255	A	Colgate		3	0				
														255	A	Colgate		3	1				
														256	N	North Dakota		3	5				
<hr/>																							
LAST 10 GAMES																							
						255	A	Colgate		7	0	243	H	Columbia		4	3	255	A	Colgate		7	0
						255	A	Colgate		3	1	259	H	Holy Cross		8	0	255	A	Colgate		7	2
						255	A	Colgate		7	2	259	H	Holy Cross		4	0	255	A	Colgate		3	0
						255	A	Colgate		3	0	259	H	Holy Cross		5	0	255	A	Colgate		3	1
						243	H	Columbia		5	1	259	H	Holy Cross		4	2	256	N	North Dakota		3	5

Non-Div. I Games:

Lehigh

RPI	S	Opponent	Score	
256	N	North Dakota	7	0
259	H	Holy Cross	4	2
259	H	Holy Cross	5	0
259	H	Holy Cross	4	0
259	H	Holy Cross	8	0
261	H	Niagara	6	3
261	H	Niagara	3	1
261	H	Niagara	4	3
261	H	Niagara	10	8
272	N	Wagner	7	0
277	H	Rider	6	3
280	H	Lafayette	9	1
280	H	Lafayette	5	0
280	H	Lafayette	6	1
280	H	Lafayette	1	2
286	N	Saint Peter's	13	2

Lehigh

L
e
h
i
g
h

L
e
h
i
g
h

Average RPI Win:		194	WON-LOST RECORD		WINNING PCT. RANK		LAST 10 GAMES		STRENGTH OF SCHEDULE		OPP. STRENGTH OF SCHEDULE		TEAM RPI		ADJ RPI		CONF. RPI		ADJ CONF. RPI	
DIV. I ONLY			31-17-0		.64583 67		7-3-0		251		147		131		.50746 127		21		21	
DIV. I NON-CONF.			18-10-0		.64286 66		1-1-0		191		160		98		.52862 93		18		17	
TOTALS		RPI 1-25		RPI 26-50		W-L RECORDS		RPI 51-100		RPI 101-150		RPI 150+								
31-17-0		0-3-0		1-2-0		OVERALL		4-1-0		3-3-0		23-8-0								
10-5-0		0-0-0		0-0-0		HOME		0-1-0		2-2-0		8-2-0								
9-7-0		0-0-0		1-2-0		AWAY		1-0-0		0-1-0		7-4-0								
12-5-0		0-3-0		0-0-0		NEUTRAL		3-0-0		1-0-0		8-2-0								
18-10-0		0-3-0		1-2-0		NON-CONFERENCE		4-1-0		1-1-0		12-3-0								
1-2-0		0-0-0		0-0-0		HOME		0-1-0		0-0-0		1-1-0								
5-3-0		0-0-0		1-0-		AWAY		1-0-0		0-1-0		3-0-0								
12-5-0		0-3-0		0-0-0		NEUTRAL		3-0-0		1-0-0		8-2-0								
13-7-0		0-0-0		0-0-0		CONFERENCE		0-0-0		2-2-0		11-5-0								
9-3-0		0-0-0		0-0-0		HOME		0-0-0		2-2-0		7-1-0								
4-4-0		0-0-0		0-0-0		AWAY		0-0-0		0-0-0		4-4-0								
0-0-0		0-0-0		0-0-0		NEUTRAL		0-0-0		0-0-0		0-0-0								
RPI	S	Opponent		Score		RPI	S	Opponent		Score		RPI	S	Opponent		Score				
5	N	Oregon		1	9	27	A	Arkansas		0	3	66	N	Oklahoma St.		3	1			
14	N	California		4	12	27	A	Arkansas		3	1	70	N	San Jose St.		4	1			
22	N	Hawaii		1	3	27	A	Arkansas		0	5	74	A	Utah		4	1			
												74	H	Utah		2	4			
												98	N	Nevada		11	1			
															103	A	UNLV	5	9	
															132	H	BYU	2	3	
															132	H	BYU	1	2	
															132	H	BYU	6	4	
															132	H	BYU	3	2	
															138	N	South Dakota	4	3	
															151	A	St. Mary's (CA)	3	1	
															151	A	St. Mary's (CA)	1	5	
															151	A	St. Mary's (CA)	0	1	
															151	A	St. Mary's (CA)	3	1	
															180	A	San Diego	1	5	
															180	A	San Diego	2	3	
															180	A	San Diego	1	0	
															180	A	San Diego	4	3	
															182	H	Idaho St.	6	8	
															182	N	Idaho St.	3	11	
															189	N	Fairleigh Dickinson	2	1	
															203	H	CSU Bakersfield	7	1	
															203	H	CSU Bakersfield	0	2	
															203	H	CSU Bakersfield	10	1	
															203	H	CSU Bakersfield	3	1	
															215	H	Marist	4	3	
															221	N	Green Bay	6	2	
															229	N	Southern Utah	3	0	
															241	A	Utah St.	3	2	
															243	N	Columbia	0	1	
															246	N	Youngstown St.	8	3	
				LAST 10 GAMES																
				263	H	Santa Clara	5	0	180	A	San Diego	4	3							
				263	H	Santa Clara	4	1	180	A	San Diego	2	3							
				263	H	Santa Clara	9	1	180	A	San Diego	1	0							
				263	H	Santa Clara	3	1	241	A	Utah St.	3	2							
				180	A	San Diego	1	5	182	H	Idaho St.	6	8							

Non-Div. I Games:

Utah Valley

RPI	S	Opponent	Score	
256	N	North Dakota	4	3
263	H	Santa Clara	5	0
263	H	Santa Clara	4	1
263	H	Santa Clara	9	1
263	H	Santa Clara	3	1
267	A	Weber St.	8	6
267	A	Weber St.	8	0
272	N	Wagner	4	2
277	N	Rider	5	4
286	N	Saint Peter's	12	3

Utah Valley

U
t
a
h
V
a
l
l
e
y

U
t
a
h
V
a
l
l
e
y

Average RPI Win: 231		WON-LOST RECORD		WINNING PCT. RANK		LAST 10 GAMES		STRENGTH OF SCHEDULE		OPP. STRENGTH OF SCHEDULE		TEAM RPI		ADJ RPI		CONF. RPI		ADJ CONF. RPI	
DIV. I ONLY		30-11-0		.73171 33		9-1-0		267		228		124		.50718 128		25		27	
DIV. I NON-CONF.		17-10-0		.62963 69		4-1-0		242		230		144		.49852 146		27		27	
TOTALS		RPI 1-25		RPI 26-50		W-L RECORDS		RPI 51-100		RPI 101-150		RPI 150+							
30-11-0		0-0-0		0-3-0		OVERALL		1-1-0		0-2-0		29-5-0							
11-3-0		0-0-0		0-0-0		HOME		0-0-0		0-0-0		11-3-0							
9-3-0		0-0-0		0-1-0		AWAY		1-1-0		0-1-0		8-0-0							
10-5-0		0-0-0		0-2-0		NEUTRAL		0-0-0		0-1-0		10-2-0							
17-10-0		0-0-0		0-3-0		NON-CONFERENCE		1-1-0		0-2-0		16-4-0							
3-2-0		0-0-0		0-0-0		HOME		0-0-0		0-0-0		3-2-0							
4-3-0		0-0-0		0-0-		AWAY		1-1-0		0-1-0		3-0-0							
10-5-0		0-0-0		0-2-0		NEUTRAL		0-0-0		0-1-0		10-2-0							
13-1-0		0-0-0		0-0-0		CONFERENCE		0-0-0		0-0-0		13-1-0							
8-1-0		0-0-0		0-0-0		HOME		0-0-0		0-0-0		8-1-0							
5-0-0		0-0-0		0-0-0		AWAY		0-0-0		0-0-0		5-0-0							
0-0-0		0-0-0		0-0-0		NEUTRAL		0-0-0		0-0-0		0-0-0							
RPI	S	Opponent	Score	RPI	S	Opponent	Score	RPI	S	Opponent	Score	RPI	S	Opponent	Score				
29	N	Minnesota	2 4	92	A	Coastal Caro.	0 8	114	A	Connecticut	6 10								
29	N	Minnesota	0 1	92	A	Coastal Caro.	4 2	122	N	Michigan St.	1 3								
50	A	FGCU	0 6					157	N	Villanova	0 5								
								168	H	Stony Brook	4 0								
								168	H	Stony Brook	3 4								
								168	H	Stony Brook	2 1								
								177	H	Bryant	3 8								
								177	H	Bryant	5 6								
								184	A	Boston U.	8 0								
								184	A	Boston U.	3 0								
								187	N	Wichita St.	7 6								
								189	N	Fairleigh Dickinson	4 7								
								204	H	Cornell	3 0								
								204	H	Cornell	6 4								
								205	N	Butler	4 0								
								209	N	Drexel	9 0								
								212	N	Western Caro.	5 2								
								221	N	Green Bay	9 2								
								221	N	Green Bay	7 3								
								231	H	Hartford	1 0								
								231	H	Hartford	9 4								
								231	H	Hartford	2 1								
								252	A	Manhattan	2 0								
								252	A	Manhattan	7 3								
								252	N	Manhattan	5 2								
								252	N	Manhattan	14 6								
								264	H	Siena	3 0								
LAST 10 GAMES																			
114	A	Connecticut	6 10	282	H	UMBC	8 0	252	A	Manhattan	2 0								
184	A	Boston U.	8 0	204	H	Cornell	6 4	252	A	Manhattan	7 3								
184	A	Boston U.	3 0	204	H	Cornell	3 0	252	N	Manhattan	5 2								
282	H	UMBC	6 1	252	A	Manhattan	2 0	252	N	Manhattan	14 6								
282	H	UMBC	8 0	252	A	Manhattan	7 3	264	H	Siena	3 0								

Non-Div. I Games:

Albany (NY)

RPI	S	Opponent	Score	
270	A	Maine	8	4
270	A	Maine	5	2
270	A	Maine	1	0
277	A	Rider	14	3
277	N	Rider	7	1
282	H	UMBC	6	1
282	H	UMBC	8	0
282	H	UMBC	8	0
286	N	Saint Peter's	7	0

Albany (NY)

A
l
b
a
n
y
(
N
Y
)

A
l
b
a
n
y
(
N
Y
)

Average RPI Win:		160	WON-LOST RECORD		WINNING PCT. RANK		LAST 10 GAMES		STRENGTH OF SCHEDULE		OPP. STRENGTH OF SCHEDULE		TEAM RPI		ADJ RPI		CONF. RPI		ADJ CONF. RPI				
DIV. I ONLY			21-29-0		.42	185	4-6-0		60		98		125		.50631		129	11		11			
DIV. I NON-CONF.			18-20-0		.47368	155	2-0-0		51		107		96		.52389		103	11		11			
TOTALS		RPI 1-25		RPI 26-50			W-L RECORDS			RPI 51-100			RPI 101-150			RPI 150+							
21-29-0		0-7-0		1-4-0			OVERALL			4-10-0			7-5-0			9-3-0							
11-7-0		0-0-0		0-0-0			HOME			1-5-0			5-1-0			5-1-0							
4-13-0		0-4-0		1-4-0			AWAY			1-2-0			1-2-0			1-1-0							
6-9-0		0-3-0		0-0-0			NEUTRAL			2-3-0			1-2-0			3-1-0							
18-20-0		0-7-0		1-1-0			NON-CONFERENCE			4-7-0			4-2-0			9-3-0							
9-3-0		0-0-0		0-0-0			HOME			1-2-0			3-0-0			5-1-0							
3-8-0		0-4-0		1-0-			AWAY			1-2-0			0-0-0			1-1-0							
6-9-0		0-3-0		0-0-0			NEUTRAL			2-3-0			1-2-0			3-1-0							
3-9-0		0-0-0		0-3-0			CONFERENCE			0-3-0			3-3-0			0-0-0							
2-4-0		0-0-0		0-0-0			HOME			0-3-0			2-1-0			0-0-0							
1-5-0		0-0-0		0-3-0			AWAY			0-0-0			1-2-0			0-0-0							
0-0-0		0-0-0		0-0-0			NEUTRAL			0-0-0			0-0-0			0-0-0							
RPI	S	Opponent		Score		RPI	S	Opponent		Score		RPI	S	Opponent		Score		RPI	S	Opponent		Score	
1	N	Oklahoma		1	11	33	A	Oregon St.		5	3	55	N	Kansas		2	1	103	A	UNLV		10	0
5	A	Oregon		0	10	33	A	Oregon St.		4	5	57	N	Long Beach St.		2	6	103	A	UNLV		0	8
5	A	Oregon		0	4	49	A	San Diego St.		0	5	59	N	Auburn		2	1	103	A	UNLV		0	1
6	N	Nebraska		0	11	49	A	San Diego St.		0	1	66	A	Oklahoma St.		1	6	119	N	Cal Poly		2	3
8	A	Arizona St.		0	3	49	A	San Diego St.		0	1	66	A	Oklahoma St.		0	11	120	H	Central Mich.		4	0
9	A	Washington		0	12	49	A	San Diego St.		1	4	69	N	Creighton		1	5	120	H	Central Mich.		4	1
18	N	UCLA		3	14							70	N	San Jose St.		0	9	132	N	BYU		1	6
												76	A	New Mexico St.		0	3	135	H	Boise St.		6	5
												76	A	New Mexico St.		10	9	135	H	Boise St.		7	6
												76	H	New Mexico St.		0	2	135	H	Boise St.		0	13
												97	H	IPFW		1	0	147	H	Bradley		3	1
												98	H	Nevada		1	10	147	N	Bradley		7	1
												98	H	Nevada		6	9	180	A	San Diego		2	1
												98	H	Nevada		4	6	206	N	Seattle		2	0
																		217	H	Hampton		2	7
																		217	H	Hampton		11	3
																		236	A	A&M-Corpus Christi		5	6
																		238	H	UTEP		6	5
																		238	H	UTEP		4	2
																		241	N	Utah St.		4	2
																		264	H	Siena		5	2
																		264	H	Siena		13	5
																		271	N	Yale		5	6
																		283	N	Southern U.		6	4
				LAST 10 GAMES																			
						238	H	UTEP		6	5	103	A	UNLV		0	1						
						238	H	UTEP		4	2	103	A	UNLV		10	0						
						98	H	Nevada		1	10	103	A	UNLV		0	8						
						98	H	Nevada		4	6	135	H	Boise St.		0	13						
						98	H	Nevada		6	9	135	H	Boise St.		6	5						

Non-Div. I Games:

New Mexico

Average RPI Win: 202		WON-LOST RECORD		WINNING PCT. RANK		LAST 10 GAMES		STRENGTH OF SCHEDULE		OPP. STRENGTH OF SCHEDULE		TEAM RPI		ADJ RPI		CONF. RPI		ADJ CONF. RPI	
DIV. I ONLY		26-16-0		.61905 80		7-3-0		226		201		132		.50319 130		27		26	
DIV. I NON-CONF.		12-12-0		.5 137		0-1-0		161		132		145		.50056 141		25		25	
TOTALS		RPI 1-25		RPI 26-50		W-L RECORDS		RPI 51-100		RPI 101-150		RPI 150+							
26-16-0		0-0-0		1-2-0		OVERALL		2-6-0		3-5-0		20-3-0							
7-2-0		0-0-0		0-0-0		HOME		1-2-0		0-0-0		6-0-0							
9-8-0		0-0-0		1-1-0		AWAY		0-3-0		1-2-0		7-2-0							
10-6-0		0-0-0		0-1-0		NEUTRAL		1-1-0		2-3-0		7-1-0							
12-12-0		0-0-0		1-2-0		NON-CONFERENCE		2-6-0		2-3-0		7-1-0							
1-2-0		0-0-0		0-0-0		HOME		1-2-0		0-0-0		0-0-0							
1-4-0		0-0-0		1-0-		AWAY		0-3-0		0-0-0		0-0-0							
10-6-0		0-0-0		0-1-0		NEUTRAL		1-1-0		2-3-0		7-1-0							
14-4-0		0-0-0		0-0-0		CONFERENCE		0-0-0		1-2-0		13-2-0							
6-0-0		0-0-0		0-0-0		HOME		0-0-0		0-0-0		6-0-0							
8-4-0		0-0-0		0-0-0		AWAY		0-0-0		1-2-0		7-2-0							
0-0-0		0-0-0		0-0-0		NEUTRAL		0-0-0		0-0-0		0-0-0							
RPI	S	Opponent	Score	RPI	S	Opponent	Score	RPI	S	Opponent	Score	RPI	S	Opponent	Score				
40	A	DePaul	0 4	71	A	Illinois	2 3	110	N	Penn	3 2								
45	A	Northwestern	1 0	73	N	SIU Edwardsville	0 2	117	N	Saint Louis	2 8								
50	N	FGCU	2 5	90	H	Purdue	4 7	120	N	Central Mich.	2 3								
				92	A	Coastal Caro.	1 5	134	N	Penn St.	7 11								
				92	A	Coastal Caro.	3 5	145	A	Ill.-Chicago	1 2								
				93	N	Eastern Ky.	4 1	145	A	Ill.-Chicago	9 8								
				97	H	IPFW	1 0	145	A	Ill.-Chicago	1 9								
				97	H	IPFW	0 4	146	N	Providence	5 0								
								157	N	Villanova	7 1								
								183	N	Western Mich.	6 3								
								183	N	Western Mich.	6 8								
								191	N	LIU Brooklyn	2 0								
								199	H	Valparaiso	7 0								
								199	H	Valparaiso	6 2								
								199	H	Valparaiso	9 1								
								221	H	Green Bay	2 1								
								221	H	Green Bay	3 0								
								221	H	Green Bay	5 4								
								223	N	Quinnipiac	7 3								
								246	A	Youngstown St.	8 5								
								246	A	Youngstown St.	0 6								
								246	A	Youngstown St.	6 0								
				LAST 10 GAMES															
				221	H	Green Bay	3 0	250	A	Cleveland St.	1 2	250	A	Cleveland St.	1 2				
				221	H	Green Bay	2 1	250	A	Cleveland St.	5 4	250	A	Cleveland St.	3 0				
				221	H	Green Bay	5 4	246	A	Youngstown St.	8 5	250	A	Cleveland St.	5 4				
				40	A	DePaul	0 4	246	A	Youngstown St.	0 6	258	N	La Salle	5 3				
				250	A	Cleveland St.	3 0	246	A	Youngstown St.	6 0	260	N	Toledo	10 1				

Non-Div. I Games:

Loyola Chicago

RPI	S	Opponent	Score	
265	N	Rhode Island	7	0
276	A	Detroit	12	0
276	A	Detroit	8	4
276	A	Detroit	7	3

Loyola Chicago

L
o
y
o
l
a
C
h
i
c
a
g
o

L
o
y
o
l
a
C
h
i
c
a
g
o

Average RPI Win:		182	WON-LOST RECORD		WINNING PCT. RANK		LAST 10 GAMES		STRENGTH OF SCHEDULE		OPP. STRENGTH OF SCHEDULE		TEAM RPI		ADJ RPI		CONF. RPI		ADJ CONF. RPI					
DIV. I ONLY			27-19-0		.58696		96		5-5-0		176		189		122		.5031		131		13		13	
DIV. I NON-CONF.			16-7-0		.69565		50		2-0-0		244		229		114		.50885		123		14		14	
TOTALS		RPI 1-25		RPI 26-50		W-L RECORDS		RPI 51-100		RPI 101-150		RPI 150+												
27-19-0		0-2-0		0-0-0		OVERALL		7-7-0		4-4-0		16-6-0												
15-8-0		0-0-0		0-0-0		HOME		4-2-0		2-1-0		9-5-0												
10-9-0		0-2-0		0-0-0		AWAY		2-4-0		1-2-0		7-1-0												
2-2-0		0-0-0		0-0-0		NEUTRAL		1-1-0		1-1-0		0-0-0												
16-7-0		0-2-0		0-0-0		NON-CONFERENCE		2-1-0		3-2-0		11-2-0												
9-3-0		0-0-0		0-0-0		HOME		1-0-0		2-1-0		6-2-0												
5-2-0		0-2-0		0-0-		AWAY		0-0-0		0-0-0		5-0-0												
2-2-0		0-0-0		0-0-0		NEUTRAL		1-1-0		1-1-0		0-0-0												
11-12-0		0-0-0		0-0-0		CONFERENCE		5-6-0		1-2-0		5-4-0												
6-5-0		0-0-0		0-0-0		HOME		3-2-0		0-0-0		3-3-0												
5-7-0		0-0-0		0-0-0		AWAY		2-4-0		1-2-0		2-1-0												
0-0-0		0-0-0		0-0-0		NEUTRAL		0-0-0		0-0-0		0-0-0												
RPI	S	Opponent		Score		RPI	S	Opponent		Score		RPI	S	Opponent		Score								
4	A	LSU		1	5							101	H	Delaware		2	4							
17	A	Texas A&M		0	8							67	A	Central Ark.		0	5	117	H	Saint Louis		2	0	
												67	A	Central Ark.		1	0	138	H	South Dakota		7	6	
												75	H	Sam Houston St.		4	2	144	A	Lamar		13	5	
												75	H	Sam Houston St.		3	1	144	A	Lamar		6	7	
												75	H	Sam Houston St.		2	4	144	A	Lamar		4	5	
												78	H	Northwestern St.		3	2	149	N	UTSA		3	2	
												78	H	Northwestern St.		1	4	149	N	UTSA		0	4	
												81	A	McNeese St.		2	4	170	A	Louisiana Tech		8	2	
												81	A	McNeese St.		3	5	171	H	Nicholls St.		7	6	
												81	A	McNeese St.		5	3	171	H	Nicholls St.		6	7	
												85	H	UT Martin		2	0	171	H	Nicholls St.		2	3	
												90	N	Purdue		3	1	179	A	Houston Baptist		14	2	
												90	N	Purdue		0	6	179	A	Houston Baptist		2	10	
																		179	A	Houston Baptist		4	3	
																		224	H	Jackson St.		10	2	
																		224	H	Jackson St.		1	2	
												236	H	A&M-Corpus Christi		0	6							
												236	H	A&M-Corpus Christi		5	0							
												236	H	A&M-Corpus Christi		10	2							
												238	H	UTEP		3	4							
												242	A	Texas Southern		2	1							
												249	H	South Dakota St.		7	2							
												266	A	Ark.-Pine Bluff		11	3							
												266	A	Ark.-Pine Bluff		10	4							
												275	H	Alcorn		10	1							
												275	H	Alcorn		10	0							
LAST 10 GAMES																								
78 H Northwestern St.						3	2	170 A Louisiana Tech						8	2	249 H South Dakota St.								
78 H Northwestern St.						1	4	144 A Lamar						4	5	266 A Ark.-Pine Bluff								
67 A Central Ark.						0	5	144 A Lamar						6	7	266 A Ark.-Pine Bluff								
67 A Central Ark.						1	0	144 A Lamar						13	5	275 H Alcorn								
67 A Central Ark.						0	8	275 H Alcorn						10	0	275 H Alcorn								

Non-Div. I Games:	Centenary (LA)	15	1	LSU-Alexandria	3	2
-------------------	----------------	----	---	----------------	---	---

Southeastern La.

RPI	S	Opponent	Score	
282	H	UMBC	13	5
283	A	Southern U.	14	2
283	H	Southern U.	4	0

Southeastern La.

S
o
u
t
h
e
a
s
t
e
r
n
L
a
.

S
o
u
t
h
e
a
s
t
e
r
n
L
a
.

BY
Y
U

BYU

RPI	S	Opponent	Score	
206	N	Seattle	10	0
215	H	Marist	11	6
241	A	Utah St.	5	0
263	A	Santa Clara	3	0
263	A	Santa Clara	3	0
263	A	Santa Clara	3	0
263	A	Santa Clara	11	0
270	N	Maine	3	2
270	N	Maine	6	4

BYU

B
Y
UB
Y
U

[illegible]

Non-Div. I Games:

Fla. Atlantic

RPI	S	Opponent	Score	
233	H	Bethune-Cookman	8	0
239	H	Florida A&M	6	0
255	H	Colgate	4	2
255	H	Colgate	5	2

Fla. Atlantic

F
l
a
.
A
t
l
a
n
t
i
c

F
l
a
.
A
t
l
a
n
t
i
c

Average RPI Win:	130	WON-LOST	WINNING	LAST 10	STRENGTH OF	OPP. STRENGTH	TEAM	ADJ	CONF.	ADJ CONF.		
Average RPI Loss:	62	RECORD	PCT. RANK	GAMES	SCHEDULE	OF SCHEDULE	RPI	RPI	RPI	RPI		
DIV. I ONLY		14-31-0	.31111	243	4-6-0	41	33	138	.50201	134	4	4
DIV. I NON-CONF.		10-16-0	.38462	202	1-0-0	20	37	100	.52552	98	4	4
<hr/>												
TOTALS	RPI 1-25	RPI 26-50		W-L RECORDS		RPI 51-100		RPI 101-150		RPI 150+		
14-31-0	0-9-0	3-7-0		OVERALL		3-7-0		4-6-0		4-2-0		
3-7-0	0-3-0	0-3-0		HOME		1-1-0		1-0-0		1-0-0		
5-10-0	0-0-0	2-2-0		AWAY		1-4-0		2-4-0		0-0-0		
6-14-0	0-6-0	1-2-0		NEUTRAL		1-2-0		1-2-0		3-2-0		
10-16-0	0-6-0	1-3-0		NON-CONFERENCE		2-3-0		3-2-0		4-2-0		
2-0-0	0-0-0	0-0-0		HOME		0-0-0		1-0-0		1-0-0		
2-2-0	0-0-0	0-0-		AWAY		1-1-0		1-0-0		0-0-0		
6-14-0	0-6-0	1-2-0		NEUTRAL		1-2-0		1-2-0		3-2-0		
4-15-0	0-3-0	2-4-0		CONFERENCE		1-4-0		1-4-0		0-0-0		
1-7-0	0-3-0	0-3-0		HOME		1-1-0		0-0-0		0-0-0		
3-8-0	0-0-0	2-1-0		AWAY		0-3-0		1-4-0		0-0-0		
0-0-0	0-0-0	0-0-0		NEUTRAL		0-0-0		0-0-0		0-0-0		
RPI	S	Opponent	Score	RPI	S	Opponent	Score	RPI	S	Opponent	Score	
1	N	Oklahoma	0 8	32	N	Arizona	2 10	54	A	Ohio St.	3 4	
2	N	Texas	4 8	34	A	Iowa	6 5	54	A	Ohio St.	7 16	
4	N	LSU	5 6	34	A	Iowa	6 3	54	A	Ohio St.	0 2	
9	N	Washington	2 13	34	A	Iowa	0 5	56	N	Texas Tech	3 14	
12	H	Michigan	6 9	38	A	North Carolina	2 10	76	A	New Mexico St.	2 10	
12	H	Michigan	4 7	40	N	DePaul	7 6	76	A	New Mexico St.	10 2	
12	H	Michigan	4 18	41	N	South Carolina	3 4	88	N	Longwood	8 9	
17	N	Texas A&M	2 12	45	H	Northwestern	1 2	90	H	Purdue	3 12	
24	N	Hofstra	0 3	45	H	Northwestern	14 17	90	H	Purdue	8 4	
				45	H	Northwestern	3 8	95	N	Iowa St.	9 8	

Non-Div. I Games:

Penn St.

Average RPI Win:		152	WON-LOST RECORD		WINNING PCT. RANK		LAST 10 GAMES		STRENGTH OF SCHEDULE		OPP. STRENGTH OF SCHEDULE		TEAM RPI		ADJ RPI		CONF. RPI		ADJ CONF. RPI	
DIV. I ONLY			21-24-1		.46739 154		5-5-0		123		80		136		.50156 135		11		11	
DIV. I NON-CONF.			16-17-1		.48529 148		0-0-0		144		79		139		.50319 137		11		11	
TOTALS		RPI 1-25		RPI 26-50		W-L RECORDS		RPI 51-100		RPI 101-150		RPI 150+								
21-24-1		0-3-0		3-5-1		OVERALL		1-3-0		6-8-0		11-5-0								
8-4-0		0-0-0		2-1-0		HOME		0-0-0		2-1-0		4-2-0								
6-9-0		0-1-0		0-3-0		AWAY		0-0-0		2-5-0		4-0-0								
7-11-1		0-2-0		1-1-1		NEUTRAL		1-3-0		2-2-0		3-3-0								
16-17-1		0-3-0		1-4-1		NON-CONFERENCE		1-3-0		3-2-0		11-5-0								
4-2-0		0-0-0		0-0-0		HOME		0-0-0		0-0-0		4-2-0								
5-4-0		0-1-0		0-0-		AWAY		0-0-0		1-0-0		4-0-0								
7-11-1		0-2-0		1-1-1		NEUTRAL		1-3-0		2-2-0		3-3-0								
5-7-0		0-0-0		2-1-0		CONFERENCE		0-0-0		3-6-0		0-0-0								
4-2-0		0-0-0		2-1-0		HOME		0-0-0		2-1-0		0-0-0								
1-5-0		0-0-0		0-0-0		AWAY		0-0-0		1-5-0		0-0-0								
0-0-0		0-0-0		0-0-0		NEUTRAL		0-0-0		0-0-0		0-0-0								
RPI	S	Opponent		Score		RPI	S	Opponent		Score		RPI	S	Opponent		Score				
5	N	Oregon		1	9	26	N	Tulsa		6	6	56	N	Texas Tech		2	3			
8	A	Arizona St.		0	10	26	N	Tulsa		2	5	56	N	Texas Tech		4	2			
18	N	UCLA		4	5	32	A	Arizona		4	14	57	N	Long Beach St.		2	6			
						32	A	Arizona		2	10	95	N	Iowa St.		4	9			
						32	A	Arizona		5	9									
						45	N	Northwestern		11	3									
						49	H	San Diego St.		5	3									
						49	H	San Diego St.		5	3									
						49	H	San Diego St.		2	3									

Non-Div. I Games:

Boise St.

Boise St.

Through Games Of April 28, 2013

RPI	S	Opponent	Score	
241	H	Utah St.	3	5
241	N	Utah St.	2	0
267	N	Weber St.	10	1

Boise St.

B
o
i
s
e
s
t
.

B
o
i
s
e
s
t
.

E
a
s
t
C
a
r
o
l
i
n
a

East Carolina

Average RPI Win:		191	WON-LOST RECORD		WINNING PCT. RANK	LAST 10 GAMES		STRENGTH OF SCHEDULE		OPP. STRENGTH OF SCHEDULE	TEAM RPI	ADJ RPI	CONF. RPI	ADJ CONF. RPI			
Average RPI Loss:		94															
DIV. I ONLY			24-23-0		.51064	134	4-6-0		147	142	135	.49892	137	20	20		
DIV. I NON-CONF.			12-14-0		.46154	160	0-2-0		127	75	142	.4982	147	20	20		
TOTALS		RPI 1-25		RPI 26-50		W-L RECORDS		RPI 51-100		RPI 101-150		RPI 150+					
24-23-0		0-2-0		0-4-0		OVERALL		4-9-0		1-4-0		19-4-0					
12-11-0		0-0-0		0-1-0		HOME		4-5-0		1-3-0		7-2-0					
8-7-0		0-2-0		0-1-0		AWAY		0-2-0		0-1-0		8-1-0					
4-5-0		0-0-0		0-2-0		NEUTRAL		0-2-0		0-0-0		4-1-0					
12-14-0		0-2-0		0-4-0		NON-CONFERENCE		2-5-0		1-1-0		9-2-0					
6-3-0		0-0-0		0-1-0		HOME		2-1-0		1-1-0		3-0-0					
2-6-0		0-2-0		0-0-		AWAY		0-2-0		0-0-0		2-1-0					
4-5-0		0-0-0		0-2-0		NEUTRAL		0-2-0		0-0-0		4-1-0					
12-9-0		0-0-0		0-0-0		CONFERENCE		2-4-0		0-3-0		10-2-0					
6-8-0		0-0-0		0-0-0		HOME		2-4-0		0-2-0		4-2-0					
6-1-0		0-0-0		0-0-0		AWAY		0-0-0		0-1-0		6-0-0					
0-0-0		0-0-0		0-0-0		NEUTRAL		0-0-0		0-0-0		0-0-0					
RPI	S	Opponent		Score		RPI	S	Opponent		Score		RPI	S	Opponent		Score	
7	A	Alabama		1	6	34	N	Iowa		1	2	54	N	Ohio St.		5	17
10	A	Tennessee		0	8	34	N	Iowa		1	7	54	N	Ohio St.		3	4
						35	A	Georgia		3	5	87	A	Appalachian St.		8	11
						35	H	Georgia		3	12	87	A	Appalachian St.		7	9
												87	H	Appalachian St.		10	4
												87	H	Appalachian St.		6	7
												88	H	Longwood		3	13
												88	H	Longwood		5	17
												88	H	Longwood		12	10
												92	H	Coastal Caro.		9	5
												92	H	Coastal Caro.		1	3
												92	H	Coastal Caro.		6	8
												96	H	Monmouth		8	7

Non-Div. I Games:

Winthrop

RPI	S	Opponent	Score
278	H	N.C. A&T	10 2

Winthrop

South Dakota

South Dakota

RPI	S	Opponent	Score	
256	H	North Dakota	4	3
258	N	La Salle	10	1
258	N	La Salle	12	3
259	N	Holy Cross	14	2
276	N	Detroit	5	4
282	N	UMBC	9	4
285	N	Grambling	7	0

South Dakota

S
o
u
t
h
D
a
k
o
t
a

S
o
u
t
h
D
a
k
o
t
a

Average RPI Win:	158	WON-LOST RECORD	WINNING PCT. RANK	LAST 10 GAMES	STRENGTH OF SCHEDULE	OPP. STRENGTH OF SCHEDULE	TEAM RPI	ADJ RPI	CONF. RPI	ADJ CONF. RPI				
DIV. I ONLY		22-24-0	.47826	148	5-5-0	156	107	146	.49726	139	17	16		
DIV. I NON-CONF.		15-12-0	.55556	107	1-0-0	84	78	79	.53751	79	16	16		
<hr/>														
TOTALS	RPI 1-25	RPI 26-50		W-L RECORDS		RPI 51-100		RPI 101-150		RPI 150+				
22-24-0	0-2-0	1-2-0		OVERALL		5-11-0		3-1-0		13-8-0				
9-7-0	0-1-0	0-2-0		HOME		2-1-0		1-0-0		6-3-0				
1-10-0	0-0-0	0-0-0		AWAY		0-4-0		0-0-0		1-3-0				
12-7-0	0-1-0	1-0-0		NEUTRAL		3-3-0		2-1-0		6-2-0				
15-12-0	0-2-0	1-2-0		NON-CONFERENCE		5-5-0		3-1-0		6-2-0				
3-4-0	0-1-0	0-2-0		HOME		2-1-0		1-0-0		0-0-0				
0-1-0	0-0-0	0-0-		AWAY		0-1-0		0-0-0		0-0-0				
12-7-0	0-1-0	1-0-0		NEUTRAL		3-3-0		2-1-0		6-2-0				
7-12-0	0-0-0	0-0-0		CONFERENCE		0-6-0		0-0-0		7-6-0				
6-3-0	0-0-0	0-0-0		HOME		0-0-0		0-0-0		6-3-0				
1-9-0	0-0-0	0-0-0		AWAY		0-6-0		0-0-0		1-3-0				
0-0-0	0-0-0	0-0-0		NEUTRAL		0-0-0		0-0-0		0-0-0				
<hr/>														
RPI	S	Opponent	Score		RPI	S	Opponent	Score		RPI	S	Opponent	Score	
25	H	Baylor	2	5	26	H	Tulsa	1	5	56	N	Texas Tech	0	2
25	N	Baylor	0	3	26	H	Tulsa	1	5	69	H	Creighton	3	0
					41	N	South Carolina	9	6	69	H	Creighton	1	3
										70	A	San Jose St.	0	4
										70	A	San Jose St.	4	5
										70	A	San Jose St.	0	1
										75	N	Sam Houston St.	2	1
										76	A	New Mexico St.	2	3
										76	A	New Mexico St.	1	5
										76	A	New Mexico St.	5	6
										80	A	UCF	0	1
										84	H	North Texas	2	1
										84	N	North Texas	3	4
										86	N	Stetson	1	0
										97	N	IPFW	1	3
										97	N	IPFW	11	3

Non-Div. I Games:

Texas-Arlington

Average RPI Win:		148	WON-LOST RECORD		WINNING PCT. RANK	LAST 10 GAMES	STRENGTH OF SCHEDULE		OPP. STRENGTH OF SCHEDULE	TEAM RPI	ADJ RPI	CONF. RPI	ADJ CONF. RPI
Average RPI Loss:		91	21-29-0		.42 185	5-5-0	103		88	150	.49625 140	9	8
DIV. I ONLY			14-18-0		.4375 170	0-0-0	166		103	163	.48695 154	8	7
DIV. I NON-CONF.													
TOTALS		RPI 1-25	RPI 26-50		W-L RECORDS		RPI 51-100		RPI 101-150		RPI 150+		
21-29-0		1-8-0	1-1-0		OVERALL		4-5-0		4-9-0		11-6-0		
10-8-0		1-3-0	0-0-0		HOME		2-1-0		2-1-0		5-3-0		
4-13-0		0-3-0	0-0-0		AWAY		1-3-0		2-7-0		1-0-0		
7-8-0		0-2-0	1-1-0		NEUTRAL		1-1-0		0-1-0		5-3-0		
14-18-0		1-5-0	1-1-0		NON-CONFERENCE		1-2-0		0-4-0		11-6-0		
6-3-0		1-0-0	0-0-0		HOME		0-0-0		0-0-0		5-3-0		
1-7-0		0-3-0	0-0-		AWAY		0-1-0		0-3-0		1-0-0		
7-8-0		0-2-0	1-1-0		NEUTRAL		1-1-0		0-1-0		5-3-0		
7-11-0		0-3-0	0-0-0		CONFERENCE		3-3-0		4-5-0		0-0-0		
4-5-0		0-3-0	0-0-0		HOME		2-1-0		2-1-0		0-0-0		
3-6-0		0-0-0	0-0-0		AWAY		1-2-0		2-4-0		0-0-0		
0-0-0		0-0-0	0-0-0		NEUTRAL		0-0-0		0-0-0		0-0-0		
RPI S	Opponent	Score	RPI S	Opponent	Score	RPI S	Opponent	Score	RPI S	Opponent	Score		
3 N	Florida	0 7	40 N	DePaul	1 7	57 A	Long Beach St.	4 2	103 A	UNLV	2 4		
8 A	Arizona St.	1 6	40 N	DePaul	4 2	57 A	Long Beach St.	0 2	112 A	Fresno St.	2 8		
14 N	California	2 7				57 A	Long Beach St.	0 1	112 A	Fresno St.	2 3		
18 H	UCLA	3 2				62 H	Pacific	5 4	112 N	Fresno St.	1 2		
20 A	Stanford	0 9				62 H	Pacific	1 5	119 H	Cal Poly	7 0		
20 A	Stanford	0 8				62 H	Pacific	3 1	119 H	Cal Poly	1 2		
22 H	Hawaii	3 5				70 A	San Jose St.	0 5	119 H	Cal Poly	3 2		
22 H	Hawaii	4 5				70 N	San Jose St.	5 6	123 A	UC Davis	0 5		
22 H	Hawaii	3 9				76 N	New Mexico St.	4 3	123 A	UC Davis	8 1		
									123 A	UC Davis	2 5		
									124 A	UC Santa Barbara	0 8		
									124 A	UC Santa Barbara	5 6		
									124 A	UC Santa Barbara	3 0		
									151 N	St. Mary's (CA)	3 4		
									152 H	Loyola Marymount	3 1		
									152 H	Loyola Marymount	0 4		
									153 H	Northern Ill.	1 2		
									153 H	Northern Ill.	3 2		
									182 N	Idaho St.	1 4		
									183 N	Western Mich.	6 1		
									203 H	CSU Bakersfield	2 3		
									203 H	CSU Bakersfield	4 2		
									203 N	CSU Bakersfield	8 0		
									203 N	CSU Bakersfield	2 1		
									206 H	Seattle	10 2		
									206 H	Seattle	6 3		
									263 A	Santa Clara	7 3		
			LAST 10 GAMES										
			124 A	UC Santa Barbara	5 6	62 H	Pacific	5 4					
			124 A	UC Santa Barbara	0 8	57 A	Long Beach St.	0 2					
			124 A	UC Santa Barbara	3 0	57 A	Long Beach St.	4 2					
			62 H	Pacific	1 5	119 H	Cal Poly	1 2					
			62 H	Pacific	3 1	119 H	Cal Poly	7 0					

Non-Div. I Games:

Cal St. Northridge

RPI	S	Opponent	Score	
263	N	Santa Clara	5	0
267	N	Weber St.	1	3
267	N	Weber St.	8	0

Cal St. Northridge,
i
d
g
e

C
a
l
S
t
.
N
o
r
t
h
r
i
d
g
e

Average RPI Win: 141		WON-LOST	WINNING	LAST 10	STRENGTH OF		OPP. STRENGTH	TEAM	ADJ	CONF.	ADJ CONF.
Average RPI Loss: 87		RECORD	PCT. RANK	GAMES	SCHEDULE		OF SCHEDULE	RPI	RPI	RPI	RPI
DIV. I ONLY		14-29-0	.32558	237	3-7-0		48	96	152	.4962	141
DIV. I NON-CONF.		7-14-0	.33333	223	0-0-0		12	25	110	.52074	107
TOTALS		RPI 1-25	RPI 26-50		W-L RECORDS		RPI 51-100		RPI 101-150		RPI 150+
14-29-0		0-5-0	2-4-0		OVERALL		3-10-0		3-5-0		6-5-0
6-7-0		0-0-0	0-0-0		HOME		1-5-0		2-1-0		3-1-0
3-13-0		0-4-0	0-0-0		AWAY		1-5-0		0-0-0		2-3-0
5-9-0		0-1-0	2-3-0		NEUTRAL		1-0-0		1-4-0		1-1-0
7-14-0		0-5-0	2-4-0		NON-CONFERENCE		1-0-0		1-4-0		3-1-0
1-0-0		0-0-0	0-0-0		HOME		0-0-0		0-0-0		1-0-0
1-5-0		0-4-0	0-0-		AWAY		0-0-0		0-0-0		1-0-0
5-9-0		0-1-0	2-3-0		NEUTRAL		1-0-0		1-4-0		1-1-0
7-15-0		0-0-0	0-0-0		CONFERENCE		2-10-0		2-1-0		3-4-0
5-7-0		0-0-0	0-0-0		HOME		1-5-0		2-1-0		2-1-0
2-8-0		0-0-0	0-0-0		AWAY		1-5-0		0-0-0		1-3-0
0-0-0		0-0-0	0-0-0		NEUTRAL		0-0-0		0-0-0		0-0-0
RPI S	Opponent	Score	RPI S	Opponent	Score	RPI S	Opponent	Score	RPI S	Opponent	Score
2 A	Texas	0 6	27 A	Arkansas	2 9	67 A	Central Ark.	0 3	118 N	Central Conn. St.	4 8
5 N	Oregon	1 8	33 N	Oregon St.	0 9	67 A	Central Ark.	8 11	120 N	Central Mich.	3 6
17 A	Texas A&M	0 3	38 N	North Carolina	4 6	67 A	Central Ark.	1 4	121 N	Pittsburgh	8 0
17 A	Texas A&M	0 8	38 N	North Carolina	5 2	69 N	Creighton	4 3	121 N	Pittsburgh	0 1
17 A	Texas A&M	0 9	48 N	Georgia St.	2 3	75 H	Sam Houston St.	5 3	135 N	Boise St.	4 8
			49 N	San Diego St.	2 1	75 H	Sam Houston St.	1 12	144 H	Lamar	6 7
						75 H	Sam Houston St.	1 8	144 H	Lamar	11 2
						78 H	Northwestern St.	1 6	144 H	Lamar	3 1
						78 H	Northwestern St.	1 3	170 A	Louisiana Tech	2 0
						78 H	Northwestern St.	0 12	170 H	Louisiana Tech	1 0
						81 A	McNeese St.	0 4	171 A	Nicholls St.	2 1
						81 A	McNeese St.	4 5	171 A	Nicholls St.	1 2
						81 A	McNeese St.	2 0	171 A	Nicholls St.	2 4
									179 A	Houston Baptist	2 3
									183 N	Western Mich.	1 3
									236 H	A&M-Corpus Christi	5 1
									236 H	A&M-Corpus Christi	4 5
									236 H	A&M-Corpus Christi	6 0
									270 N	Maine	5 1
LAST 10 GAMES											
			179 A	Houston Baptist	2 3	78 H	Northwestern St.	1 3			
			236 H	A&M-Corpus Christi	6 0	78 H	Northwestern St.	1 6			
			236 H	A&M-Corpus Christi	4 5	81 A	McNeese St.	2 0			
			236 H	A&M-Corpus Christi	5 1	81 A	McNeese St.	4 5			
			78 H	Northwestern St.	0 12	81 A	McNeese St.	0 4			

Non-Div. I Games:

Stephen F. Austin

R
u
t
g
e
r
sR
u
t
g
e
r
s

Rutgers

RPI	S	Opponent	Score	
225	A	George Mason	7	2
231	H	Hartford	5	0
231	H	Hartford	7	0
239	N	Florida A&M	8	0
254	H	Iona	9	5
270	N	Maine	2	0
277	N	Rider	10	0

Rutgers

R
u
t
g
e
r
s

R
u
t
g
e
r
s

RPI	S	Opponent	Score	
288	H	Prairie View	24	1
288	H	Prairie View	2	0

Lamar

L
a
m
a
r

L
a
m
a
r

Average RPI Win: 200		WON-LOST	WINNING	LAST 10	STRENGTH OF		OPP. STRENGTH	TEAM	ADJ	CONF.	ADJ CONF.				
Average RPI Loss: 104		RECORD	PCT. RANK	GAMES	SCHEDULE		OF SCHEDULE	RPI	RPI	RPI	RPI				
DIV. I ONLY		19-20-0	.48718	146	8-2-0		119	184	139	.49474	145	27	26		
DIV. I NON-CONF.		7-17-0	.29167	241	1-0-0		36	99	154	.48461	160	25	25		
<hr/>															
TOTALS		RPI 1-25	RPI 26-50		W-L RECORDS		RPI 51-100		RPI 101-150		RPI 150+				
19-20-0		0-5-0	0-2-0		OVERALL		1-3-0		5-6-0		13-4-0				
4-3-0		0-0-0	0-0-0		HOME		0-0-0		2-2-0		2-1-0				
9-5-0		0-1-0	0-0-0		AWAY		0-2-0		0-1-0		9-1-0				
6-12-0		0-4-0	0-2-0		NEUTRAL		1-1-0		3-3-0		2-2-0				
7-17-0		0-5-0	0-2-0		NON-CONFERENCE		1-3-0		3-5-0		3-2-0				
0-1-0		0-0-0	0-0-0		HOME		0-0-0		0-1-0		0-0-0				
1-4-0		0-1-0	0-0-		AWAY		0-2-0		0-1-0		1-0-0				
6-12-0		0-4-0	0-2-0		NEUTRAL		1-1-0		3-3-0		2-2-0				
12-3-0		0-0-0	0-0-0		CONFERENCE		0-0-0		2-1-0		10-2-0				
4-2-0		0-0-0	0-0-0		HOME		0-0-0		2-1-0		2-1-0				
8-1-0		0-0-0	0-0-0		AWAY		0-0-0		0-0-0		8-1-0				
0-0-0		0-0-0	0-0-0		NEUTRAL		0-0-0		0-0-0		0-0-0				
RPI	S	Opponent	Score	RPI	S	Opponent	Score	RPI	S	Opponent	Score	RPI	S	Opponent	Score
6	N	Nebraska	5 14	43	N	South Fla.	1 2	76	A	New Mexico St.	1 8	109	N	Kent St.	2 1
6	N	Nebraska	4 13	47	N	Illinois St.	8 16	76	A	New Mexico St.	1 11	118	N	Central Conn. St.	3 2
6	N	Nebraska	3 4					93	N	Eastern Ky.	9 3	120	N	Central Mich.	3 2
8	A	Arizona St.	0 15					93	N	Eastern Ky.	0 2	122	N	Michigan St.	7 11
23	N	Wisconsin	1 2									122	N	Michigan St.	1 5
												130	H	Loyola Chicago	9 1
												130	H	Loyola Chicago	2 1
												130	H	Loyola Chicago	8 9
												142	A	Indiana	0 8
												147	H	Bradley	0 1
												148	N	UNI	0 8
												153	A	Northern Ill.	5 4
												199	A	Valparaiso	1 3
												199	A	Valparaiso	10 0
												199	A	Valparaiso	7 4
												219	N	Belmont	1 8
												223	N	Quinnipiac	3 7
												237	A	Wright St.	8 1
												237	A	Wright St.	8 0
												237	A	Wright St.	1 0
												246	H	Youngstown St.	5 6
												246	H	Youngstown St.	5 1
												246	H	Youngstown St.	3 2
												260	N	Toledo	6 5
												260	N	Toledo	7 6
												276	A	Detroit	5 1
												276	A	Detroit	17 8

Non-Div. I Games:

Ill.-Chicago

Ill.-Chicago

Illegals - Chicago

Ill.-Chicago

Average RPI Win:	190	WON-LOST	WINNING	LAST 10	STRENGTH OF	OPP. STRENGTH	TEAM	ADJ	CONF.	ADJ CONF.	
Average RPI Loss:	98	RECORD	PCT. RANK	GAMES	SCHEDULE	OF SCHEDULE	RPI	RPI	RPI	RPI	
DIV. I ONLY	21-24-1	.46739	154	9-1-0	115	159	141	.494	146	8	9
DIV. I NON-CONF.	13-14-1	.48214	150	4-0-0	190	239	185	.47421	184	7	8
<hr/>											
TOTALS	RPI 1-25	RPI 26-50		W-L RECORDS		RPI 51-100		RPI 101-150		RPI 150+	
21-24-1	0-2-0	0-7-0		OVERALL		0-4-0		6-5-0		15-6-1	
8-8-1	0-2-0	0-3-0		HOME		0-0-0		2-1-0		6-2-1	
7-5-0	0-0-0	0-3-0		AWAY		0-0-0		2-2-0		5-0-0	
6-11-0	0-0-0	0-1-0		NEUTRAL		0-4-0		2-2-0		4-4-0	
13-14-1	0-0-0	0-1-0		NON-CONFERENCE		0-4-0		1-3-0		12-6-1	
3-2-1	0-0-0	0-0-0		HOME		0-0-0		0-0-0		3-2-1	
5-1-0	0-0-0	0-0-		AWAY		0-0-0		0-1-0		5-0-0	
5-11-0	0-0-0	0-1-0		NEUTRAL		0-4-0		1-2-0		4-4-0	
8-10-0	0-2-0	0-6-0		CONFERENCE		0-0-0		5-2-0		3-0-0	
5-6-0	0-2-0	0-3-0		HOME		0-0-0		2-1-0		3-0-0	
2-4-0	0-0-0	0-3-0		AWAY		0-0-0		2-1-0		0-0-0	
1-0-0	0-0-0	0-0-0		NEUTRAL		0-0-0		1-0-0		0-0-0	
RPI	S	Opponent	Score	RPI	S	Opponent	Score	RPI	S	Opponent	Score
16	H	Louisville	2 16	40	H	DePaul	8 13	53	N	North Florida	1 2
16	H	Louisville	6 17	40	H	DePaul	3 5	71	N	Illinois	2 11
				40	H	DePaul	6 13	73	N	SIU Edwardsville	0 7
				43	A	South Fla.	0 5	83	N	Saint Joseph's	1 6
				43	A	South Fla.	0 10				
				43	A	South Fla.	0 8				
				50	N	FGCU	2 10				
				LAST 10 GAMES							
				157	H	Villanova	6 3	150	H	Georgetown	4 1
				157	H	Villanova	4 3	150	H	Georgetown	5 7
				157	H	Villanova	3 1	202	A	Boston College	7 4
				176	A	Fairfield	8 5	265	H	Rhode Island	2 1
				150	H	Georgetown	6 5	265	H	Rhode Island	6 2
										</	

Non-Div. I Games:

Providence

Providence

RPI	S	Opponent	Score	
252	N	Manhattan	4	6
252	N	Manhattan	6	0
259	N	Holy Cross	11	7
265	H	Rhode Island	6	2
265	H	Rhode Island	2	1
271	H	Yale	9	0

P
r
o
v
i
d
e
n
c
e

Bradley

Bradley

RPI	S	Opponent	Score	
289	N	Morgan St.	15	2

Bradley

B
r
a
d
l
e
y

B
r
a
d
l
e
y

UNI

Average RPI Win: 191		WON-LOST RECORD		WINNING PCT. RANK		LAST 10 GAMES		STRENGTH OF SCHEDULE		OPP. STRENGTH OF SCHEDULE		TEAM RPI		ADJ RPI		CONF. RPI		ADJ CONF. RPI	
DIV. I ONLY		22-24-0		.47826 148		7-3-0		157		106		147		.49275 148		15		15	
DIV. I NON-CONF.		10-15-0		.4 195		0-1-0		140		87		170		.4803 166		13		13	
TOTALS		RPI 1-25		RPI 26-50		W-L RECORDS		RPI 51-100		RPI 101-150		RPI 150+							
22-24-0		0-2-0		1-7-0		OVERALL		3-9-0		3-1-0		15-5-0							
11-4-0		0-1-0		0-1-0		HOME		3-2-0		2-0-0		6-0-0							
3-14-0		0-1-0		1-4-0		AWAY		0-6-0		0-0-0		2-3-0							
8-6-0		0-0-0		0-2-0		NEUTRAL		0-1-0		1-1-0		7-2-0							
10-15-0		0-2-0		0-5-0		NON-CONFERENCE		1-5-0		1-1-0		8-2-0							
2-3-0		0-1-0		0-1-0		HOME		1-1-0		0-0-0		1-0-0							
0-6-0		0-1-0		0-0-		AWAY		0-3-0		0-0-0		0-0-0							
8-6-0		0-0-0		0-2-0		NEUTRAL		0-1-0		1-1-0		7-2-0							
12-9-0		0-0-0		1-2-0		CONFERENCE		2-4-0		2-0-0		7-3-0							
9-1-0		0-0-0		0-0-0		HOME		2-1-0		2-0-0		5-0-0							
3-8-0		0-0-0		1-2-0		AWAY		0-3-0		0-0-0		2-3-0							
0-0-0		0-0-0		0-0-0		NEUTRAL		0-0-0		0-0-0		0-0-0							
RPI	S	Opponent		Score		RPI	S	Opponent		Score		RPI	S	Opponent		Score			
7	H	Alabama		1	8	27	A	Arkansas		1	17	63	N	Ball St.		3	9		
8	A	Arizona St.		3	5	27	A	Arkansas		0	8	66	A	Oklahoma St.		0	1		
						29	N	Minnesota		1	3	67	A	Central Ark.		3	4		
						29	N	Minnesota		0	5	67	A	Central Ark.		2	16		
						34	H	Iowa		1	10	69	A	Creighton		1	4		
						47	A	Illinois St.		1	4	69	A	Creighton		2	4		
						47	A	Illinois St.		9	3	69	A	Creighton		1	11		
						47	A	Illinois St.		0	1	71	H	Illinois		0	8		
												72	H	North Dakota St.		5	2		
												94	H	Drake		0	6		
												99	H	Southern Ill.		4	3		
												99	H	Southern Ill.		2	1		

Non-Div. I Games:

UNI

Average RPI Win: 151		WON-LOST	WINNING	LAST 10	STRENGTH OF	OPP. STRENGTH	TEAM	ADJ	CONF.	ADJ CONF.		
Average RPI Loss: 132		RECORD	PCT. RANK	GAMES	SCHEDULE	OF SCHEDULE	RPI	RPI	RPI	RPI		
DIV. I ONLY		25-22-0	.53191	121	5-5-0	205	110	148	.49247	149	17	16
DIV. I NON-CONF.		17-12-0	.58621	92	2-0-0	199	74	120	.51139	120	16	16
TOTALS		RPI 1-25	RPI 26-50		W-L RECORDS	RPI 51-100		RPI 101-150		RPI 150+		
25-22-0	0-2-0		1-0-0		OVERALL	7-8-0		3-4-0		14-8-0		
11-7-0	0-0-0		0-0-0		HOME	6-3-0		1-1-0		4-3-0		
11-13-0	0-2-0		1-0-0		AWAY	0-5-0		1-2-0		9-4-0		
3-2-0	0-0-0		0-0-0		NEUTRAL	1-0-0		1-1-0		1-1-0		
17-12-0	0-2-0		1-0-0		NON-CONFERENCE	6-3-0		3-4-0		7-3-0		
9-3-0	0-0-0		0-0-0		HOME	5-1-0		1-1-0		3-1-0		
5-7-0	0-2-0		1-0-		AWAY	0-2-0		1-2-0		3-1-0		
3-2-0	0-0-0		0-0-0		NEUTRAL	1-0-0		1-1-0		1-1-0		
8-10-0	0-0-0		0-0-0		CONFERENCE	1-5-0		0-0-0		7-5-0		
2-4-0	0-0-0		0-0-0		HOME	1-2-0		0-0-0		1-2-0		
6-6-0	0-0-0		0-0-0		AWAY	0-3-0		0-0-0		6-3-0		
0-0-0	0-0-0		0-0-0		NEUTRAL	0-0-0		0-0-0		0-0-0		
RPI S	Opponent	Score	RPI S	Opponent	Score	RPI S	Opponent	Score	RPI S	Opponent	Score	
17 A	Texas A&M	4 6	37 A	Houston	3 2	70 H	San Jose St.	7 6	131 N	Southeastern La.	2 3	
17 A	Texas A&M	0 8				70 H	San Jose St.	0 2	131 N	Southeastern La.	4 0	
						70 H	San Jose St.	2 3	135 H	Boise St.	6 9	
						75 H	Sam Houston St.	1 2	143 H	Rutgers	11 1	
						75 H	Sam Houston St.	3 2	144 A	Lamar	7 3	
						75 H	Sam Houston St.	7 4	144 A	Lamar	2 3	
						76 A	New Mexico St.	1 7	144 A	Lamar	5 7	
						76 A	New Mexico St.	2 3	167 A	Texas St.	5 0	
						76 A	New Mexico St.	0 8	167 A	Texas St.	3 1	
						84 H	North Texas	2 0	167 A	Texas St.	3 1	
						84 H	North Texas	7 0	170 A	Louisiana Tech	0 1	
						90 N	Purdue	2 1	170 A	Louisiana Tech	4 1	
						95 H	Iowa St.	7 4	170 A	Louisiana Tech	4 1	
						98 A	Nevada	0 10	178 H	Missouri St.	8 4	
						98 A	Nevada	2 6	178 H	Missouri St.	2 10	
									179 A	Houston Baptist	4 2	
									179 A	Houston Baptist	10 4	
									206 H	Seattle	1 9	
									206 H	Seattle	3 4	
									206 H	Seattle	2 1	
									218 A	Northern Colo.	4 5	
									218 N	Northern Colo.	4 6	
									218 N	Northern Colo.	7 1	
						206 H	Seattle	3 4	236 A	A&M-Corpus Christi	9 4	
						236 H	A&M-Corpus Christi	9 1	236 H	A&M-Corpus Christi	5 1	
						236 H	A&M-Corpus Christi	5 1	236 H	A&M-Corpus Christi	9 1	
						76 A	New Mexico St.	1 7	236 H	A&M-Corpus Christi	9 1	
						76 A	New Mexico St.	2 3	241 A	Utah St.	5 4	
			LAST 10 GAMES									
			170 A	Louisiana Tech	4 1	206 H	Seattle	3 4	218 N	Northern Colo.	7 1	
			170 A	Louisiana Tech	0 1	236 H	A&M-Corpus Christi	9 1	236 A	A&M-Corpus Christi	9 4	
			170 A	Louisiana Tech	4 1	236 H	A&M-Corpus Christi	5 1	236 H	A&M-Corpus Christi	5 1	
			206 H	Seattle	2 1	76 A	New Mexico St.	1 7	236 H	A&M-Corpus Christi	9 1	
			206 H	Seattle	1 9	76 A	New Mexico St.	2 3	241 A	Utah St.	5 4	

Non-Div. I Games:

UTSA

RPI	S	Opponent	Score	
241	A	Utah St.	0	1
241	A	Utah St.	1	2

UTSA

U
T
S
A

U
T
S
A

Average RPI Win:	159	WON-LOST RECORD	WINNING PCT. RANK	LAST 10 GAMES	STRENGTH OF SCHEDULE	OPP. STRENGTH OF SCHEDULE	TEAM RPI	ADJ RPI	CONF. RPI	ADJ CONF. RPI				
DIV. I ONLY		20-30-0	.4	198	5-5-0	69	136	143	.49241	150	8	9		
DIV. I NON-CONF.		11-20-0	.35484	213	1-0-0	85	204	187	.47225	188	7	8		
<hr/>														
TOTALS	RPI 1-25	RPI 26-50		W-L RECORDS		RPI 51-100		RPI 101-150		RPI 150+				
20-30-0	1-3-0	0-7-0		OVERALL		3-8-0		3-7-0		13-5-0				
8-4-0	0-0-0	0-2-0		HOME		2-1-0		0-0-0		6-1-0				
7-12-0	1-2-0	0-1-0		AWAY		1-3-0		3-5-0		2-0-0				
5-14-0	0-1-0	0-4-0		NEUTRAL		0-4-0		0-1-0		5-4-0				
11-20-0	0-1-0	0-5-0		NON-CONFERENCE		1-7-0		0-2-0		10-5-0				
3-1-0	0-0-0	0-0-0		HOME		0-0-0		0-0-0		3-1-0				
3-5-0	0-0-0	0-0-		AWAY		1-3-0		0-1-0		2-0-0				
5-14-0	0-1-0	0-4-0		NEUTRAL		0-4-0		0-1-0		5-4-0				
9-10-0	1-2-0	0-2-0		CONFERENCE		2-1-0		3-5-0		3-0-0				
5-3-0	0-0-0	0-2-0		HOME		2-1-0		0-0-0		3-0-0				
4-7-0	1-2-0	0-0-0		AWAY		0-0-0		3-5-0		0-0-0				
0-0-0	0-0-0	0-0-0		NEUTRAL		0-0-0		0-0-0		0-0-0				
RPI	S	Opponent	Score		RPI	S	Opponent	Score		RPI	S	Opponent	Score	
11	N	Kentucky	0	8	39	N	James Madison	2	8	55	N	Kansas	1	9
16	A	Louisville	0	8	39	N	James Madison	1	10	55	N	Kansas	2	5
16	A	Louisville	1	10	42	N	North Carolina St.	1	5	64	H	Syracuse	5	1
16	A	Louisville	4	2	44	H	Notre Dame	2	8	64	H	Syracuse	5	9
					44	H	Notre Dame	3	15	64	H	Syracuse	10	5
					46	A	USC Upstate	1	8	68	A	FIU	2	0
					47	N	Illinois St.	2	8	68	A	FIU	3	4
										83	N	Saint Joseph's	1	3
										83	N	Saint Joseph's	1	3
										92	A	Coastal Caro.	0	3
										92	A	Coastal Caro.	0	6

Non-Div. I Games:

Georgetown

RPI	S	Opponent	Score
289	N	Morgan St.	9 2

Georgetown

Average RPI Win:		181	WON-LOST RECORD		WINNING PCT. RANK		LAST 10 GAMES		STRENGTH OF SCHEDULE		OPP. STRENGTH OF SCHEDULE		TEAM RPI		ADJ RPI		CONF. RPI		ADJ CONF. RPI				
DIV. I ONLY			20-27-0		.42553	182	8-2-0		110		130		159		.49148		151	21		21			
DIV. I NON-CONF.			8-18-0		.30769	237	1-1-0		11		48		127		.51005		121	18		17			
TOTALS		RPI 1-25		RPI 26-50		W-L RECORDS		RPI 51-100		RPI 101-150		RPI 150+											
20-27-0		1-5-0		0-5-0		OVERALL		0-4-0		6-5-0		13-8-0											
11-8-0		0-0-0		0-2-0		HOME		0-0-0		4-3-0		7-3-0											
6-9-0		1-2-0		0-0-0		AWAY		0-1-0		0-0-0		5-5-0											
3-10-0		0-3-0		0-3-0		NEUTRAL		0-3-0		2-1-0		1-0-0											
8-18-0		1-5-0		0-5-0		NON-CONFERENCE		0-4-0		4-3-0		3-1-0											
3-4-0		0-0-0		0-2-0		HOME		0-0-0		2-1-0		1-1-0											
2-4-0		1-2-0		0-0-		AWAY		0-1-0		0-1-0		1-0-0											
3-10-0		0-3-0		0-3-0		NEUTRAL		0-3-0		2-1-0		1-0-0											
12-9-0		0-0-0		0-0-0		CONFERENCE		0-0-0		2-2-0		10-7-0											
8-4-0		0-0-0		0-0-0		HOME		0-0-0		2-2-0		6-2-0											
4-5-0		0-0-0		0-0-0		AWAY		0-0-0		0-0-0		4-5-0											
0-0-0		0-0-0		0-0-0		NEUTRAL		0-0-0		0-0-0		0-0-0											
RPI	S	Opponent		Score		RPI	S	Opponent		Score		RPI	S	Opponent		Score		RPI	S	Opponent		Score	
5	N	Oregon		2	4	33	N	Oregon St.		3	7	55	N	Kansas		1	3	112	A	Fresno St.		0	8
9	N	Washington		0	8	36	N	UAB		0	5	65	N	Ole Miss		2	10	112	N	Fresno St.		3	2
14	A	California		2	10	49	N	San Diego St.		0	7	65	N	Ole Miss		2	7	112	N	Fresno St.		0	4
14	N	California		3	9	50	H	FGCU		3	5	70	A	San Jose St.		2	10	123	H	UC Davis		1	0
20	A	Stanford		5	2	50	H	FGCU		3	4							123	H	UC Davis		1	5
22	A	Hawaii		0	1													124	H	UC Santa Barbara		2	0
																		127	H	Utah Valley		5	1
																		127	H	Utah Valley		1	0
																		127	H	Utah Valley		1	3
																		127	H	Utah Valley		1	3
																		140	N	Cal St. Northridge		4	3
																		152	A	Loyola Marymount		1	2
																		152	A	Loyola Marymount		1	5
																		152	A	Loyola Marymount		2	3
																		152	A	Loyola Marymount		0	5
																		167	N	Texas St.		8	2
																		180	H	San Diego		1	4
																		180	H	San Diego		4	1
																		180	H	San Diego		2	4
																		180	H	San Diego		2	0
																		197	A	Sacramento St.		9	3
																		197	H	Sacramento St.		3	6
																		197	H	Sacramento St.		2	0
																		203	A	CSU Bakersfield		6	3
																		203	A	CSU Bakersfield		2	1
																		203	A	CSU Bakersfield		2	3
																		203	A	CSU Bakersfield		3	0
				LAST 10 GAMES																			
						203	A	CSU Bakersfield		3	0	263	H	Santa Clara		8	0	197	H	Sacramento St.		2	0
						203	A	CSU Bakersfield		6	3	263	H	Santa Clara		10	3	203	A	CSU Bakersfield		6	3
						203	A	CSU Bakersfield		2	1	263	H	Santa Clara		5	1	203	A	CSU Bakersfield		2	1
						203	A	CSU Bakersfield		2	3	263	H	Santa Clara		1	0	203	A	CSU Bakersfield		2	3
						20	A	Stanford		5	2	14	A	California		2	10	203	A	CSU Bakersfield		3	0

Non-Div. I Games:

St. Mary's (CA)

RPI	S	Opponent	Score	
263	A	Santa Clara	4	0
263	H	Santa Clara	10	3
263	H	Santa Clara	5	1
263	H	Santa Clara	1	0
263	H	Santa Clara	8	0

St. Mary's (CA)

S
t
.
M
a
r
y
'
s
(
C
A
)

S
t
.
M
a
r
y
'
s
(
C
A
)

RPI	S	Opponent	Score	
206	N	Seattle	2	0
206	N	Seattle	5	6
213	H	Harvard	8	7
223	N	Quinnipiac	5	4
233	H	Bethune-Cookman	7	1
233	H	Bethune-Cookman	5	4
241	N	Utah St.	3	0
260	N	Toledo	1	3
263	A	Santa Clara	2	3
263	A	Santa Clara	3	4
263	A	Santa Clara	2	1
263	A	Santa Clara	5	3
267	N	Weber St.	6	0
270	N	Maine	11	2

Loyola Marymount

L
o
y
o
l
a
M
a
r
y
m
o
u
n
t

L
o
y
o
l
a
M
a
r
y
m
o
u
n
t

Average RPI Win:	160	WON-LOST RECORD	WINNING PCT. RANK	LAST 10 GAMES	STRENGTH OF SCHEDULE	OPP. STRENGTH OF SCHEDULE	TEAM RPI	ADJ RPI	CONF. RPI	ADJ CONF. RPI					
DIV. I ONLY		20-28-0	.41667	188	7-3-0	105	139	160	.49026	153	19	18			
DIV. I NON-CONF.		10-20-0	.33333	223	0-2-0	69	126	173	.48364	162	19	19			
<hr/>															
TOTALS	RPI 1-25	RPI 26-50		W-L RECORDS		RPI 51-100		RPI 101-150		RPI 150+					
20-28-0	0-2-0	1-4-0		OVERALL		3-5-0		4-10-0		12-7-0					
6-5-0	0-0-0	0-0-0		HOME		0-0-0		0-3-0		6-2-0					
9-13-0	0-2-0	0-2-0		AWAY		1-3-0		4-3-0		4-3-0					
5-10-0	0-0-0	1-2-0		NEUTRAL		2-2-0		0-4-0		2-2-0					
<hr/>															
10-20-0	0-2-0	1-4-0		NON-CONFERENCE		3-3-0		2-8-0		4-3-0					
0-1-0	0-0-0	0-0-0		HOME		0-0-0		0-1-0		0-0-0					
5-9-0	0-2-0	0-0-		AWAY		1-1-0		2-3-0		2-1-0					
5-10-0	0-0-0	1-2-0		NEUTRAL		2-2-0		0-4-0		2-2-0					
<hr/>															
10-8-0	0-0-0	0-0-0		CONFERENCE		0-2-0		2-2-0		8-4-0					
6-4-0	0-0-0	0-0-0		HOME		0-0-0		0-2-0		6-2-0					
4-4-0	0-0-0	0-0-0		AWAY		0-2-0		2-0-0		2-2-0					
0-0-0	0-0-0	0-0-0		NEUTRAL		0-0-0		0-0-0		0-0-0					
<hr/>															
RPI S	Opponent	Score		RPI S	Opponent	Score		RPI S	Opponent	Score					
25 A	Baylor	0	1	44 N	Notre Dame	0	2	53 N	North Florida	4	2	109 A	Kent St.	5	1
25 A	Baylor	1	4	44 N	Notre Dame	2	3	63 A	Ball St.	3	5	109 A	Kent St.	4	3
				45 A	Northwestern	9	11	63 A	Ball St.	2	9	114 N	Connecticut	0	1
				47 A	Illinois St.	3	7	72 N	North Dakota St.	7	9	117 N	Saint Louis	2	3
				47 N	Illinois St.	3	1	75 A	Sam Houston St.	5	3	119 A	Cal Poly	3	6
								75 N	Sam Houston St.	4	0	119 A	Cal Poly	5	6
								98 N	Nevada	3	8	120 H	Central Mich.	6	7
								99 A	Southern Ill.	4	12	120 H	Central Mich.	3	7
												133 A	Fla. Atlantic	7	3
												140 A	Cal St. Northridge	2	3
												140 A	Cal St. Northridge	2	1
												143 N	Rutgers	0	8
												145 H	Ill.-Chicago	4	5
												146 N	Providence	7	13
												152 A	Loyola Marymount	0	3
												159 N	Towson	0	3
												183 H	Western Mich.	12	5
												183 H	Western Mich.	6	7
												188 H	Ohio	3	2
												188 H	Ohio	2	0
												190 H	Akron	5	7
												190 H	Akron	3	0
												192 A	Miami (OH)	2	5
												192 A	Miami (OH)	4	5
												197 N	Sacramento St.	5	13
												201 H	Eastern Mich.	6	3
												201 H	Eastern Mich.	8	7
<hr/>															
LAST 10 GAMES															
188 H	Ohio	3	2	211 A	Buffalo	6	0	192 A	Miami (OH)	2	5				
188 H	Ohio	2	0	211 A	Buffalo	6	4	192 A	Miami (OH)	4	5				
190 H	Akron	3	0	109 A	Kent St.	5	1	197 N	Sacramento St.	5	13				
190 H	Akron	5	7	109 A	Kent St.	4	3	201 H	Eastern Mich.	6	3				
145 H	Ill.-Chicago	4	5	45 A	Northwestern	9	11	201 H	Eastern Mich.	8	7				

Non-Div. I Games:

Northern Ill.

RPI	S	Opponent	Score	
205	N	Butler	3	2
210	A	UC Riverside	5	1
210	A	UC Riverside	7	0
211	A	Buffalo	6	4
211	A	Buffalo	6	0
254	N	Iona	11	3

Northern Ill.

N
o
r
t
h
e
r
n
I
l
l
.

N
o
r
t
h
e
r
n
I
l
l
.

Average RPI Win: 179		WON-LOST	WINNING	LAST 10	STRENGTH OF		OPP. STRENGTH	TEAM	ADJ	CONF.	ADJ CONF.
Average RPI Loss: 88		RECORD	PCT. RANK	GAMES	SCHEDULE		OF SCHEDULE	RPI	RPI	RPI	RPI
DIV. I ONLY		24-29-0	.45283	165	3-7-0		116	124	144	.49	154
DIV. I NON-CONF.		13-15-0	.46429	159	2-0-0		168	210	166	.47762	176
TOTALS		RPI 1-25	RPI 26-50		W-L RECORDS		RPI 51-100		RPI 101-150		RPI 150+
24-29-0	0-0-0	1-4-0		OVERALL		6-20-0		1-1-0		16-4-0	
16-14-0	0-0-0	1-4-0		HOME		2-7-0		1-1-0		12-2-0	
7-10-0	0-0-0	0-0-0		AWAY		4-10-0		0-0-0		3-0-0	
1-5-0	0-0-0	0-0-0		NEUTRAL		0-3-0		0-0-0		1-2-0	
13-15-0	0-0-0	0-2-0		NON-CONFERENCE		3-8-0		1-1-0		9-4-0	
10-6-0	0-0-0	0-2-0		HOME		1-1-0		1-1-0		8-2-0	
2-4-0	0-0-0	0-0-		AWAY		2-4-0		0-0-0		0-0-0	
1-5-0	0-0-0	0-0-0		NEUTRAL		0-3-0		0-0-0		1-2-0	
11-14-0	0-0-0	1-2-0		CONFERENCE		3-12-0		0-0-0		7-0-0	
6-8-0	0-0-0	1-2-0		HOME		1-6-0		0-0-0		4-0-0	
5-6-0	0-0-0	0-0-0		AWAY		2-6-0		0-0-0		3-0-0	
0-0-0	0-0-0	0-0-0		NEUTRAL		0-0-0		0-0-0		0-0-0	
RPI S	Opponent	Score	RPI S	Opponent	Score	RPI S	Opponent	Score	RPI S	Opponent	Score
			48 H	Georgia St.	6 9	51 A	Kennesaw St.	1 2	108 H	Chattanooga	2 8
			48 H	Georgia St.	0 5	51 A	Kennesaw St.	0 3	108 H	Chattanooga	3 2
			50 H	FGCU	7 6	51 H	Kennesaw St.	4 2	175 N	Tennessee Tech	1 3
			50 H	FGCU	7 15	52 H	Lipscomb	1 3	198 H	East Tenn. St.	8 7
			50 H	FGCU	5 12	52 H	Lipscomb	6 10	198 H	East Tenn. St.	7 1
						52 H	Lipscomb	0 8	198 H	East Tenn. St.	5 3
						53 A	North Florida	3 12	216 A	Northern Ky.	15 5
						53 A	North Florida	4 5	216 A	Northern Ky.	3 1
						53 A	North Florida	4 5	216 A	Northern Ky.	7 2
						67 A	Central Ark.	0 10	216 H	Northern Ky.	13 5
						67 H	Central Ark.	5 8	226 H	IUPUI	7 5
						68 A	FIU	0 7	226 H	IUPUI	4 10
						68 A	FIU	4 3	226 H	IUPUI	3 1
						73 N	SIU Edwardsville	7 8	231 N	Hartford	9 1
						77 H	Jacksonville	0 6	239 H	Florida A&M	4 7
						77 H	Jacksonville	0 8	239 H	Florida A&M	9 1
						77 H	Jacksonville	1 11	257 H	Savannah St.	8 0
						79 A	Ga. Southern	6 7	257 H	Savannah St.	11 4
						79 A	Ga. Southern	0 4	257 N	Savannah St.	2 6
						82 A	Georgia Tech	10 9	262 H	Alabama St.	9 0
									262 H	Alabama St.	3 2
									262 H	Alabama St.	14 7
			LAST 10 GAMES								
			257 H	Savannah St.	8 0						
			52 H	Lipscomb	1 3						
			52 H	Lipscomb	0 8						
			52 H	Lipscomb	6 10						
			53 A	North Florida	4 5						

Non-Div. I Games:

Mercer

RPI	S	Opponent	Score
82	H	Georgia Tech	9 1
85	N	UT Martin	10 11
86	A	Stetson	8 4
86	A	Stetson	12 4
86	A	Stetson	4 8
93	N	Eastern Ky.	1 2

53	A	North Florida	4 5
53	A	North Florida	3 12
82	H	Georgia Tech	9 1
50	H	FGCU	7 15
50	H	FGCU	7 6

Average RPI Win:	219	WON-LOST RECORD	WINNING PCT. RANK	LAST 10 GAMES	STRENGTH OF SCHEDULE	OPP. STRENGTH OF SCHEDULE	TEAM RPI	ADJ RPI	CONF. RPI	ADJ CONF. RPI					
DIV. I ONLY		26-13-0	.66667	55	8-2-0	272	186	155	.48959	155	25	27			
DIV. I NON-CONF.		13-11-0	.54167	122	3-1-0	259	123	183	.47614	179	27	27			
<hr/>															
TOTALS	RPI 1-25	RPI 26-50		W-L RECORDS		RPI 51-100		RPI 101-150		RPI 150+					
26-13-0	0-2-0	0-1-0		OVERALL		1-3-0		2-3-0		23-4-0					
6-2-0	0-0-0	0-0-0		HOME		1-1-0		0-0-0		5-1-0					
13-5-0	0-1-0	0-0-0		AWAY		0-1-0		0-1-0		13-2-0					
7-6-0	0-1-0	0-1-0		NEUTRAL		0-1-0		2-2-0		5-1-0					
13-11-0	0-2-0	0-1-0		NON-CONFERENCE		1-3-0		2-3-0		10-2-0					
1-1-0	0-0-0	0-0-0		HOME		1-1-0		0-0-0		0-0-0					
5-4-0	0-1-0	0-0-		AWAY		0-1-0		0-1-0		5-1-0					
7-6-0	0-1-0	0-1-0		NEUTRAL		0-1-0		2-2-0		5-1-0					
13-2-0	0-0-0	0-0-0		CONFERENCE		0-0-0		0-0-0		13-2-0					
5-1-0	0-0-0	0-0-0		HOME		0-0-0		0-0-0		5-1-0					
8-1-0	0-0-0	0-0-0		AWAY		0-0-0		0-0-0		8-1-0					
0-0-0	0-0-0	0-0-0		NEUTRAL		0-0-0		0-0-0		0-0-0					
<hr/>															
RPI	S	Opponent	Score	RPI	S	Opponent	Score	RPI	S	Opponent	Score				
8	A	Arizona St.	1 9	38	N	North Carolina	4 7	64	H	Syracuse	10 14				
25	N	Baylor	1 6					64	H	Syracuse	8 0				
								68	A	FIU	3 4				
								91	N	Fordham	10 13				
										102	A	Maryland	9 10		
										109	N	Kent St.	8 0		
										114	N	Connecticut	5 6		
										114	N	Connecticut	5 1		
										136	N	East Carolina	2 3		
										168	A	Stony Brook	3 2		
										168	A	Stony Brook	3 0		
										168	A	Stony Brook	5 2		
										184	H	Boston U.	8 0		
										184	H	Boston U.	4 3		
										184	H	Boston U.	2 3		
										200	N	St. John's (NY)	6 3		
										207	N	Morehead St.	1 2		
										214	A	Radford	5 4		
										214	A	Radford	16 6		
										214	N	Radford	4 3		
										231	A	Hartford	3 0		
										231	A	Hartford	6 1		
										231	A	Hartford	3 5		
										255	A	Colgate	7 3		
										255	A	Colgate	7 1		
										256	N	North Dakota	8 5		
										269	A	St. Bonaventure	7 3		
										269	A	St. Bonaventure	8 10		
										270	H	Maine	11 2		
										270	H	Maine	5 0		
										270	H	Maine	8 0		
				LAST 10 GAMES											
				168	A	Stony Brook	5 2	231	A	Hartford	6 1	269	A	St. Bonaventure	7 3
				168	A	Stony Brook	3 2	231	A	Hartford	3 5	269	A	St. Bonaventure	8 10
				168	A	Stony Brook	3 0	231	A	Hartford	3 0	270	H	Maine	11 2
				255	A	Colgate	7 1	269	A	St. Bonaventure	8 10	270	H	Maine	5 0
				255	A	Colgate	7 3	269	A	St. Bonaventure	7 3	270	H	Maine	8 0

Non-Div. I Games:

Binghamton

RPI	S	Opponent	Score	
276	N	Detroit	9	3
276	N	Detroit	7	0
282	A	UMBC	5	0
282	A	UMBC	3	2
282	A	UMBC	14	1

Binghamton

B
i
n
g
h
a
m
t
o
n

B
i
n
g
h
a
m
t
o
n

Average RPI Win:	200	WON-LOST RECORD	WINNING PCT. RANK	LAST 10 GAMES	STRENGTH OF SCHEDULE	OPP. STRENGTH OF SCHEDULE	TEAM RPI	ADJ RPI	CONF. RPI	ADJ CONF. RPI	
DIV. I ONLY		20-22-0	.47619 152	4-6-0	121	218	151	.48927 156	22	22	
DIV. I NON-CONF.		10-13-0	.43478 174	1-0-0	141	206	171	.47881 174	22	22	
<hr/>											
TOTALS	RPI 1-25	RPI 26-50		W-L RECORDS		RPI 51-100		RPI 101-150		RPI 150+	
20-22-0	0-0-0	0-2-0		OVERALL		0-8-0		3-5-0		17-7-0	
8-7-0	0-0-0	0-0-0		HOME		0-0-0		0-3-0		8-4-0	
8-8-0	0-0-0	0-1-0		AWAY		0-5-0		1-1-0		7-1-0	
4-7-0	0-0-0	0-1-0		NEUTRAL		0-3-0		2-1-0		2-2-0	
10-13-0	0-0-0	0-2-0		NON-CONFERENCE		0-4-0		2-4-0		8-3-0	
2-4-0	0-0-0	0-0-0		HOME		0-0-0		0-3-0		2-1-0	
4-2-0	0-0-0	0-0-		AWAY		0-1-0		0-0-0		4-0-0	
4-7-0	0-0-0	0-1-0		NEUTRAL		0-3-0		2-1-0		2-2-0	
10-9-0	0-0-0	0-0-0		CONFERENCE		0-4-0		1-1-0		9-4-0	
6-3-0	0-0-0	0-0-0		HOME		0-0-0		0-0-0		6-3-0	
4-6-0	0-0-0	0-0-0		AWAY		0-4-0		1-1-0		3-1-0	
0-0-0	0-0-0	0-0-0		NEUTRAL		0-0-0		0-0-0		0-0-0	
RPI S	Opponent	Score	RPI S	Opponent	Score	RPI S	Opponent	Score	RPI S	Opponent	Score
			28 A	Western Ky.	2 7	58 N	Neb. Omaha	2 9	105 N	Furman	4 3
			34 N	Iowa	0 3	58 N	Neb. Omaha	0 4	113 N	UNC Greensboro	4 6
						66 N	Oklahoma St.	2 4	117 A	Saint Louis	2 3
						83 A	Saint Joseph's	1 3	117 A	Saint Louis	5 1
						83 A	Saint Joseph's	0 2	121 N	Pittsburgh	6 5
						84 A	North Texas	2 3	125 H	Bowling Green	3 5
						91 A	Fordham	1 4	125 H	Bowling Green	0 3
						91 A	Fordham	2 5	137 H	Winthrop	2 7
									158 H	George Washington	0 6
									158 H	George Washington	0 4
									164 H	Massachusetts	12 14
									164 H	Massachusetts	9 4
									169 H	Charlotte	3 0
									169 H	Charlotte	11 3
									181 A	Temple	2 0
									181 A	Temple	7 12
									183 N	Western Mich.	6 7
									188 A	Ohio	7 4
									188 A	Ohio	6 3
									190 A	Akron	4 3
									199 N	Valparaiso	5 6
			LAST 10 GAMES						205 H	Butler	5 3
			158 H	George Washington	0 4	91 A	Fordham	1 4	205 H	Butler	6 3
			158 H	George Washington	0 6	91 A	Fordham	2 5	231 N	Hartford	13 5
			190 A	Akron	4 3	83 A	Saint Joseph's	0 2	237 A	Wright St.	4 0
			258 A	La Salle	7 1	83 A	Saint Joseph's	1 3	237 H	Wright St.	6 5
			258 A	La Salle	9 6	181 A	Temple	2 0	249 N	South Dakota St.	2 1

Non-Div. I Games:

Dayton

RPI	S	Opponent	Score	
258	A	La Salle	9	6
258	A	La Salle	7	1
260	H	Toledo	9	1
260	H	Toledo	5	10
265	H	Rhode Island	11	6

Dayton

D
a
y
t
o
n

D
a
y
t
o
n

[illegible]

Non-Div. I Games:

Villanova

RPI	S	Opponent	Score	
280	A	Lafayette	4	3
280	A	Lafayette	2	0

Villanova

V
i
l
l
a
n
o
v
a

V
i
l
l
a
n
o
v
a

Average RPI Win:	193	WON-LOST RECORD	WINNING PCT. RANK	LAST 10 GAMES	STRENGTH OF SCHEDULE	OPP. STRENGTH OF SCHEDULE	TEAM RPI	ADJ RPI	CONF. RPI	ADJ CONF. RPI					
DIV. I ONLY		25-18-0	.5814	98	9-1-0	233	198	158	.48818	158	22	22			
DIV. I NON-CONF.		13-14-0	.48148	151	0-0-0	212	197	188	.47376	186	22	22			
<hr/>															
TOTALS	RPI 1-25	RPI 26-50		W-L RECORDS		RPI 51-100		RPI 101-150		RPI 150+					
25-18-0	0-0-0	0-1-0		OVERALL		2-3-0		2-3-0		21-11-0					
14-7-0	0-0-0	0-0-0		HOME		1-0-0		2-0-0		11-7-0					
9-7-0	0-0-0	0-1-0		AWAY		0-2-0		0-2-0		9-2-0					
2-4-0	0-0-0	0-0-0		NEUTRAL		1-1-0		0-1-0		1-2-0					
13-14-0	0-0-0	0-1-0		NON-CONFERENCE		2-1-0		0-3-0		11-9-0					
9-6-0	0-0-0	0-0-0		HOME		1-0-0		0-0-0		8-6-0					
2-4-0	0-0-0	0-0-		AWAY		0-0-0		0-2-0		2-1-0					
2-4-0	0-0-0	0-0-0		NEUTRAL		1-1-0		0-1-0		1-2-0					
12-4-0	0-0-0	0-0-0		CONFERENCE		0-2-0		2-0-0		10-2-0					
5-1-0	0-0-0	0-0-0		HOME		0-0-0		2-0-0		3-1-0					
7-3-0	0-0-0	0-0-0		AWAY		0-2-0		0-0-0		7-1-0					
0-0-0	0-0-0	0-0-0		NEUTRAL		0-0-0		0-0-0		0-0-0					
RPI	S	Opponent	Score	RPI	S	Opponent	Score	RPI	S	Opponent	Score				
				46	A	USC Upstate	0 6	54	H	Ohio St.	8 4	111	A	Virginia	1 2
								72	N	North Dakota St.	5 4	116	A	Campbell	1 11
								91	A	Fordham	3 8	117	H	Saint Louis	5 2
								91	A	Fordham	0 3	117	H	Saint Louis	3 1
								100	N	Robert Morris	1 5	125	N	Bowling Green	0 1
												156	A	Dayton	6 0
												156	A	Dayton	4 0
												159	A	Towson	0 10
												160	H	Seton Hall	10 2
												160	H	Seton Hall	2 3
												160	N	Seton Hall	8 0
												164	A	Massachusetts	8 0
												164	A	Massachusetts	4 3
												165	H	Princeton	3 7
												173	N	Samford	4 12
												190	H	Akron	9 7
												190	H	Akron	7 4
												194	H	Dartmouth	2 3
												194	H	Dartmouth	1 2
												200	H	St. John's (NY)	4 1
												205	H	Butler	4 1
												205	H	Butler	0 1
												209	H	Drexel	8 0
												209	H	Drexel	6 0
												209	H	Drexel	2 3
												245	H	Bucknell	3 4
												247	A	Mt. St. Mary's	5 1
							</								

Non-Div. I Games:

George Washington

George Washington

**T
O
W
S
O
N**

T
O
W
S
O
N

Towson

RPI	S	Opponent	Score	
225	H	George Mason	7	6
234	A	UNC Wilmington	8	4
234	A	UNC Wilmington	9	3
234	A	UNC Wilmington	12	7
243	H	Columbia	3	0
247	H	Mt. St. Mary's	0	10
250	N	Cleveland St.	7	2
250	N	Cleveland St.	9	2
254	H	Iona	5	4
268	H	Brown	1	2
268	H	Brown	9	1
274	H	Delaware St.	2	1
277	N	Rider	4	0
280	H	Lafayette	2	1
282	A	UMBC	10	0
289	H	Morgan St.	7	0

Towson

T
O
W
S
O
N

T
O
W
S
O
N

Average RPI Win: 173		WON-LOST RECORD		WINNING PCT. RANK		LAST 10 GAMES		STRENGTH OF SCHEDULE		OPP. STRENGTH OF SCHEDULE		TEAM RPI		ADJ RPI		CONF. RPI		ADJ CONF. RPI	
DIV. I ONLY		18-26-0		.40909 195		4-6-0		99		122		157		.48793 160		8		9	
DIV. I NON-CONF.		12-14-0		.46154 160		0-2-0		70		222		133		.50314 138		7		8	
TOTALS		RPI 1-25		RPI 26-50		W-L RECORDS		RPI 51-100		RPI 101-150		RPI 150+							
18-26-0		0-3-0		0-7-0		OVERALL		3-3-0		4-7-0		11-6-0							
4-10-0		0-2-0		0-4-0		HOME		0-0-0		3-3-0		1-1-0							
7-8-0		0-0-0		0-2-0		AWAY		2-2-0		1-1-0		4-3-0							
7-8-0		0-1-0		0-1-0		NEUTRAL		1-1-0		0-3-0		6-2-0							
12-14-0		0-3-0		0-1-0		NON-CONFERENCE		1-2-0		1-4-0		10-4-0							
1-3-0		0-2-0		0-0-0		HOME		0-0-0		0-0-0		1-1-0							
4-3-0		0-0-0		0-0-		AWAY		0-1-0		1-1-0		3-1-0							
7-8-0		0-1-0		0-1-0		NEUTRAL		1-1-0		0-3-0		6-2-0							
6-12-0		0-0-0		0-6-0		CONFERENCE		2-1-0		3-3-0		1-2-0							
3-7-0		0-0-0		0-4-0		HOME		0-0-0		3-3-0		0-0-0							
3-5-0		0-0-0		0-2-0		AWAY		2-1-0		0-0-0		1-2-0							
0-0-0		0-0-0		0-0-0		NEUTRAL		0-0-0		0-0-0		0-0-0							
RPI	S	Opponent		Score		RPI	S	Opponent		Score		RPI	S	Opponent		Score			
15	N	South Ala.		0	8	40	A	DePaul		5	18	56	N	Texas Tech		4	7		
24	H	Hofstra		0	8	40	A	DePaul		4	5	64	A	Syracuse		3	4		
24	H	Hofstra		1	9	43	H	South Fla.		3	6	64	A	Syracuse		16	15		
						44	H	Notre Dame		2	10	64	A	Syracuse		4	1		
						44	H	Notre Dame		1	10	77	A	Jacksonville		2	10		
						44	H	Notre Dame		2	10	100	N	Robert Morris		5	3		
						49	N	San Diego St.		0	9								
								LAST 10 GAMES											
						114	H	Connecticut		10	5	64	A	Syracuse		4	1		
						114	H	Connecticut		11	10	64	A	Syracuse		16	15		
						114	H	Connecticut		1	11	24	H	Hofstra		0	8		
						43	H	South Fla.		3	6	24	H	Hofstra		1	9		
						64	A	Syracuse		3	4	121	H	Pittsburgh		7	8		
												215	H	Marist		3	4		
												215	H	Marist		5	4		
												245	N	Bucknell		0	4		
												245	N	Bucknell		4	2		
												247	N	Mt. St. Mary's		5	3		
												264	A	Siena		14	10		
												269	N	St. Bonaventure		12	5		

Non-Div. I Games:

Seton Hall

RPI	S	Opponent	Score	
279	A	Coppin St.	8	4

Seton Hall

S
e
t
o
n
H
a
l
l

S
e
t
o
n
H
a
l
l

Average RPI Win:		191	WON-LOST RECORD		WINNING PCT. RANK		LAST 10 GAMES		STRENGTH OF SCHEDULE		OPP. STRENGTH OF SCHEDULE		TEAM RPI		ADJ RPI		CONF. RPI		ADJ CONF. RPI					
Average RPI Loss:		98																						
DIV. I ONLY			19-27-0		.41304		192		4-6-0		113		117		161		.48699		161		26		25	
DIV. I NON-CONF.			8-23-0		.25806		250		1-3-0		42		21		168		.48224		164		24		23	
TOTALS		RPI 1-25		RPI 26-50		W-L RECORDS		RPI 51-100		RPI 101-150		RPI 150+												
19-27-0		1-10-0		0-2-0		OVERALL		1-2-0		3-5-0		14-8-0												
7-4-0		0-2-0		0-0-0		HOME		0-0-0		0-0-0		7-2-0												
5-14-0		0-6-0		0-2-0		AWAY		0-0-0		0-3-0		5-3-0												
7-9-0		1-2-0		0-0-0		NEUTRAL		1-2-0		3-2-0		2-3-0												
8-23-0		1-10-0		0-2-0		NON-CONFERENCE		1-2-0		3-5-0		3-4-0												
0-2-0		0-2-0		0-0-0		HOME		0-0-0		0-0-0		0-0-0												
1-12-0		0-6-0		0-0-		AWAY		0-0-0		0-3-0		1-1-0												
7-9-0		1-2-0		0-0-0		NEUTRAL		1-2-0		3-2-0		2-3-0												
11-4-0		0-0-0		0-0-0		CONFERENCE		0-0-0		0-0-0		11-4-0												
7-2-0		0-0-0		0-0-0		HOME		0-0-0		0-0-0		7-2-0												
4-2-0		0-0-0		0-0-0		AWAY		0-0-0		0-0-0		4-2-0												
0-0-0		0-0-0		0-0-0		NEUTRAL		0-0-0		0-0-0		0-0-0												
RPI	S	Opponent		Score		RPI	S	Opponent		Score		RPI	S	Opponent		Score								
5	H	Oregon		0	5	32	A	Arizona		1	8	60	N	Cal St. Fullerton		3	2							
5	H	Oregon		0	8	32	A	Arizona		3	12	70	N	San Jose St.		2	12							
8	A	Arizona St.		0	9							98	N	Nevada		1	9							
8	A	Arizona St.		3	4																			
8	A	Arizona St.		2	19																			
8	A	Arizona St.		5	6																			
11	N	Kentucky		5	3																			
14	N	California		2	9																			
20	N	Stanford		1	3																			
22	A	Hawaii		3	8																			
22	A	Hawaii		0	7																			
						LAST 10 GAMES																		
						197 H Sacramento St.						182 A Idaho St.												
						197 H Sacramento St.						182 A Idaho St.												
						197 H Sacramento St.						182 A Idaho St.												
						206 A Seattle						5 H Oregon												
						206 A Seattle						5 H Oregon												
												229 H Southern Utah												
												229 H Southern Utah												
												229 H Southern Utah												
												241 N Utah St.												
												241 N Utah St.												

Non-Div. I Games:

Portland St.

Portland St.

Through Games Of April 28, 2013

RPI	S	Opponent	Score	
267	A	Weber St.	5	2
267	A	Weber St.	10	3
267	A	Weber St.	9	2

Portland St.

P
o
r
t
l
a
n
d
S
t
.

P
o
r
t
l
a
n
d
S
t
.

Average RPI Win:	198	WON-LOST RECORD	WINNING PCT. RANK	LAST 10 GAMES	STRENGTH OF SCHEDULE	OPP. STRENGTH OF SCHEDULE	TEAM RPI	ADJ RPI	CONF. RPI	ADJ CONF. RPI					
Average RPI Loss:	111														
DIV. I ONLY		26-24-0	.52	131	3-7-0	200	177	162	.48688	162	16	17			
DIV. I NON-CONF.		15-13-0	.53571	124	0-1-0	245	182	182	.47975	169	17	18			
<hr/>															
TOTALS	RPI 1-25	RPI 26-50		W-L RECORDS		RPI 51-100		RPI 101-150		RPI 150+					
26-24-0	0-1-0	1-4-0		OVERALL		4-8-0		2-3-0		19-8-0					
11-7-0	0-0-0	0-1-0		HOME		2-3-0		0-2-0		9-1-0					
7-12-0	0-1-0	1-2-0		AWAY		1-3-0		0-0-0		5-6-0					
8-5-0	0-0-0	0-1-0		NEUTRAL		1-2-0		2-1-0		5-1-0					
15-13-0	0-1-0	1-4-0		NON-CONFERENCE		1-3-0		2-1-0		11-4-0					
3-2-0	0-0-0	0-1-0		HOME		0-1-0		0-0-0		3-0-0					
4-6-0	0-1-0	1-0-		AWAY		0-0-0		0-0-0		3-3-0					
8-5-0	0-0-0	0-1-0		NEUTRAL		1-2-0		2-1-0		5-1-0					
11-11-0	0-0-0	0-0-0		CONFERENCE		3-5-0		0-2-0		8-4-0					
8-5-0	0-0-0	0-0-0		HOME		2-2-0		0-2-0		6-1-0					
3-6-0	0-0-0	0-0-0		AWAY		1-3-0		0-0-0		2-3-0					
0-0-0	0-0-0	0-0-0		NEUTRAL		0-0-0		0-0-0		0-0-0					
<hr/>															
RPI	S	Opponent	Score	RPI	S	Opponent	Score	RPI	S	Opponent	Score	RPI	S	Opponent	Score
7	A	Alabama	3 11	27	A	Arkansas	2 3	61	A	Eastern Ill.	0 10	107	H	Murray St.	6 7
				27	A	Arkansas	5 4	61	A	Eastern Ill.	2 3	107	H	Murray St.	5 6
				30	H	Mississippi St.	2 7	73	A	SIU Edwardsville	3 2	117	N	Saint Louis	2 5
				31	N	Virginia Tech	1 5	73	A	SIU Edwardsville	0 10	125	N	Bowling Green	12 7
				48	A	Georgia St.	3 11	75	N	Sam Houston St.	4 5	148	N	UNI	9 1
								75	N	Sam Houston St.	6 5	170	N	Louisiana Tech	11 1
								75	N	Sam Houston St.	3 5	171	N	Nicholls St.	2 4
								82	H	Georgia Tech	7 9	173	A	Samford	7 6
								85	H	UT Martin	6 7	186	A	Southern Miss.	6 7
								85	H	UT Martin	7 6	186	A	Southern Miss.	2 6
								93	H	Eastern Ky.	6 4	193	H	Austin Peay	2 4
								93	H	Eastern Ky.	1 3	193	H	Austin Peay	6 0
												207	A	Morehead St.	1 7
												207	A	Morehead St.	4 12
												207	A	Morehead St.	7 6
												219	A	Belmont	5 7
												219	A	Belmont	3 2
												222	A	Middle Tenn.	5 6
												228	H	Tennessee St.	5 0
												228	H	Tennessee St.	5 1
												228	H	Tennessee St.	8 0
												232	H	Southeast Mo. St.	4 2
												232	H	Southeast Mo. St.	13 5
												237	N	Wright St.	4 3
												237	N	Wright St.	4 3
												246	N	Youngstown St.	8 3
												262	H	Alabama St.	4 3
<hr/>															
LAST 10 GAMES															
				93	H	Eastern Ky.	1 3	61	A	Eastern Ill.	2 3	232	H	Southeast Mo. St.	13 5
				93	H	Eastern Ky.	6 4	61	A	Eastern Ill.	0 10	237	N	Wright St.	4 3
				222	A	Middle Tenn.	5 6	207	A	Morehead St.	1 7	237	N	Wright St.	4 3
				73	A	SIU Edwardsville	0 10	207	A	Morehead St.	4 12	246	N	Youngstown St.	8 3
				73	A	SIU Edwardsville	3 2	207	A	Morehead St.	7 6	262	H	Alabama St.	4 3

Non-Div. I Games:

Jacksonville St.

RPI	S	Opponent	Score	
283	N	Southern U.	7	0
284	A	Alabama A&M	9	1
284	A	Alabama A&M	7	1
284	H	Alabama A&M	12	0
284	H	Alabama A&M	9	1

Jacksonville St.

J
a
c
k
s
o
n
v
i
l
l
e
s
t
.

J
a
c
k
s
o
n
v
i
l
l
e
s
t
.

Average RPI Win:		174	WON-LOST RECORD		WINNING PCT. RANK		LAST 10 GAMES		STRENGTH OF SCHEDULE		OPP. STRENGTH OF SCHEDULE		TEAM RPI		ADJ RPI		CONF. RPI		ADJ CONF. RPI	
DIV. I ONLY			19-30-0		.38776 208		2-8-0		120		73		167		.48538 163		6		6	
DIV. I NON-CONF.			16-13-0		.55172 113		2-1-0		148		125		113		.51873 110		6		6	
TOTALS		RPI 1-25		RPI 26-50		W-L RECORDS		RPI 51-100		RPI 101-150		RPI 150+								
19-30-0		0-5-0		1-4-0		OVERALL		1-10-0		6-8-0		11-3-0								
9-7-0		0-3-0		0-0-0		HOME		1-3-0		2-1-0		6-0-0								
3-15-0		0-0-0		1-4-0		AWAY		0-6-0		1-5-0		1-0-0								
7-8-0		0-2-0		0-0-0		NEUTRAL		0-1-0		3-2-0		4-3-0								
16-13-0		0-2-0		1-1-0		NON-CONFERENCE		1-4-0		5-3-0		9-3-0								
7-1-0		0-0-0		0-0-0		HOME		1-0-0		2-1-0		4-0-0								
2-4-0		0-0-0		1-0-		AWAY		0-3-0		0-0-0		1-0-0								
7-8-0		0-2-0		0-0-0		NEUTRAL		0-1-0		3-2-0		4-3-0								
3-17-0		0-3-0		0-3-0		CONFERENCE		0-6-0		1-5-0		2-0-0								
2-6-0		0-3-0		0-0-0		HOME		0-3-0		0-0-0		2-0-0								
1-11-0		0-0-0		0-3-0		AWAY		0-3-0		1-5-0		0-0-0								
0-0-0		0-0-0		0-0-0		NEUTRAL		0-0-0		0-0-0		0-0-0								
RPI	S	Opponent		Score		RPI	S	Opponent		Score		RPI	S	Opponent		Score				
5	N	Oregon		0	4	27	A	Arkansas		7	6	55	N	Kansas		0	6			
15	H	South Ala.		0	14	27	A	Arkansas		3	14	65	A	Ole Miss		0	8			
15	H	South Ala.		0	8	28	A	Western Ky.		0	16	67	H	Central Ark.		3	2			
15	H	South Ala.		1	11	28	A	Western Ky.		3	8	68	H	FIU		2	5			
18	N	UCLA		1	9	28	A	Western Ky.		3	11	68	H	FIU		2	7			
												68	H	FIU		3	11			
												78	A	Northwestern St.		2	4			
												81	A	McNeese St.		0	1			
												84	A	North Texas		7	8			
												84	A	North Texas		0	8			
												84	A	North Texas		0	8			
												133	A	Fla. Atlantic		0	3			
												133	A	Fla. Atlantic		0	8			
												133	A	Fla. Atlantic		5	6			
												144	H	Lamar		5	1			
												144	H	Lamar		6	3			
												168	N	Stony Brook		1	0			
												170	N	Louisiana Tech		9	10			
												170	N	Louisiana Tech		2	11			
												185	H	Memphis		1	0			
												187	H	Wichita St.		3	1			
												188	N	Ohio		6	15			
												206	N	Seattle		1	0			
												222	H	Middle Tenn.		2	1			
												222	H	Middle Tenn.		7	6			
												224	A	Jackson St.		3	0			
												232	H	Southeast Mo. St.		5	1			
												239	N	Florida A&M		8	6			
												275	N	Alcorn		8	0			
LAST 10 GAMES																				
						84	A	North Texas		0	8	15	H	South Ala.		0	8			
						84	A	North Texas		0	8	15	H	South Ala.		1	11			
						84	A	North Texas		7	8	15	H	South Ala.		0	14			
						67	H	Central Ark.		3	2	65	A	Ole Miss		0	8			
						224	A	Jackson St.		3	0	28	A	Western Ky.		3	8			

Non-Div. I Games:

La.-Monroe

RPI	S	Opponent	Score	
285	H	Grambling	8	0

La.-Monroe

L
a
.
-
M
o
n
r
o
e

L
a
.
-
M
o
n
r
o
e

Average RPI Win:		174	WON-LOST RECORD		WINNING PCT. RANK		LAST 10 GAMES		STRENGTH OF SCHEDULE		OPP. STRENGTH OF SCHEDULE		TEAM RPI		ADJ RPI		CONF. RPI		ADJ CONF. RPI				
DIV. I ONLY			15-22-0		.40541 197		5-5-0		108		146		164		.48436 164		22		22				
DIV. I NON-CONF.			6-15-0		.28571 242		2-0-0		104		47		199		.46484 198		22		22				
TOTALS		RPI 1-25		RPI 26-50		W-L RECORDS		RPI 51-100		RPI 101-150		RPI 150+											
15-22-0		0-1-0		1-3-0		OVERALL		3-6-0		1-6-0		10-6-0											
8-3-0		0-0-0		0-0-0		HOME		1-1-0		1-0-0		6-2-0											
5-6-0		0-0-0		0-1-0		AWAY		1-1-0		0-1-0		4-2-0											
2-13-0		0-1-0		1-2-0		NEUTRAL		1-4-0		0-5-0		0-1-0											
6-15-0		0-1-0		1-3-0		NON-CONFERENCE		1-4-0		1-6-0		3-1-0											
3-0-0		0-0-0		0-0-0		HOME		0-0-0		1-0-0		2-0-0											
1-2-0		0-0-0		0-0-		AWAY		0-0-0		0-1-0		1-0-0											
2-13-0		0-1-0		1-2-0		NEUTRAL		1-4-0		0-5-0		0-1-0											
9-7-0		0-0-0		0-0-0		CONFERENCE		2-2-0		0-0-0		7-5-0											
5-3-0		0-0-0		0-0-0		HOME		1-1-0		0-0-0		4-2-0											
4-4-0		0-0-0		0-0-0		AWAY		1-1-0		0-0-0		3-3-0											
0-0-0		0-0-0		0-0-0		NEUTRAL		0-0-0		0-0-0		0-0-0											
RPI	S	Opponent		Score		RPI	S	Opponent		Score		RPI	S	Opponent		Score							
12	N	Michigan		2	13	41	N	South Carolina		4	13	57	N	Long Beach St.		1	9	102	N	Maryland		8	16
						43	A	South Fla.		1	12	62	N	Pacific		0	9	103	N	UNLV		0	5
						45	N	Northwestern		0	8	70	N	San Jose St.		5	8	104	N	Colorado St.		0	2
						47	N	Illinois St.		4	3	80	N	UCF		2	8	114	H	Connecticut		7	6
												83	A	Saint Joseph's		4	5	120	N	Central Mich.		2	6
												83	A	Saint Joseph's		2	1	133	A	Fla. Atlantic		0	8
												91	H	Fordham		9	5	142	N	Indiana		1	5
												91	H	Fordham		11	17	156	A	Dayton		4	9
												99	N	Southern Ill.		4	3	156	A	Dayton		14	12
																		158	H	George Washington		0	8
																		158	H	George Washington		3	4
																		169	A	Charlotte		12	0
																		169	A	Charlotte		4	2
																		181	A	Temple		4	10
																		181	A	Temple		5	12
																		183	N	Western Mich.		10	12
																		202	A	Boston College		7	4
																		202	H	Boston College		8	7
																		231	H	Hartford		8	0
																		258	H	La Salle		5	0
																		258	H	La Salle		8	0
																		269	H	St. Bonaventure		6	4
																		269	H	St. Bonaventure		12	4
LAST 10 GAMES																							
						181	A	Temple		5	12	158	H	George Washington		0	8						
						181	A	Temple		4	10	231	H	Hartford		8	0						
						83	A	Saint Joseph's		4	5	114	H	Connecticut		7	6						
						83	A	Saint Joseph's		2	1	169	A	Charlotte		12	0						
						158	H	George Washington		3	4	169	A	Charlotte		4	2						

Non-Div. I Games:

Massachusetts

Average RPI Win:	239	WON-LOST RECORD	WINNING PCT. RANK	LAST 10 GAMES	STRENGTH OF SCHEDULE	OPP. STRENGTH OF SCHEDULE	TEAM RPI	ADJ RPI	CONF. RPI	ADJ CONF. RPI		
DIV. I ONLY		27-19-0	.58696	96	6-4-0	224	258	163	.48406	165	24	24
DIV. I NON-CONF.		15-11-0	.57692	98	0-2-0	241	270	176	.47812	175	26	26
<hr/>												
TOTALS	RPI 1-25	RPI 26-50		W-L RECORDS		RPI 51-100		RPI 101-150		RPI 150+		
27-19-0	0-0-0	0-2-0		OVERALL		0-2-0		1-8-0		26-7-0		
7-4-0	0-0-0	0-0-0		HOME		0-0-0		0-2-0		7-2-0		
12-13-0	0-0-0	0-2-0		AWAY		0-2-0		1-6-0		11-3-0		
8-2-0	0-0-0	0-0-0		NEUTRAL		0-0-0		0-0-0		8-2-0		
15-11-0	0-0-0	0-2-0		NON-CONFERENCE		0-2-0		0-5-0		15-2-0		
1-2-0	0-0-0	0-0-0		HOME		0-0-0		0-2-0		1-0-0		
6-7-0	0-0-0	0-0-		AWAY		0-2-0		0-3-0		6-0-0		
8-2-0	0-0-0	0-0-0		NEUTRAL		0-0-0		0-0-0		8-2-0		
12-8-0	0-0-0	0-0-0		CONFERENCE		0-0-0		1-3-0		11-5-0		
6-2-0	0-0-0	0-0-0		HOME		0-0-0		0-0-0		6-2-0		
6-6-0	0-0-0	0-0-0		AWAY		0-0-0		1-3-0		5-3-0		
0-0-0	0-0-0	0-0-0		NEUTRAL		0-0-0		0-0-0		0-0-0		
RPI	S	Opponent	Score	RPI	S	Opponent	Score	RPI	S	Opponent	Score	
39	A	James Madison	0 1	53	A	North Florida	1 9	110	A	Penn	9 10	
39	A	James Madison	0 2	53	A	North Florida	0 2	110	A	Penn	5 3	
								110	A	Penn	4 5	
								110	A	Penn	2 9	
								126	H	Lehigh	0 1	
								126	H	Lehigh	2 9	
								143	A	Rutgers	0 4	
								150	A	Georgetown	6 7	
								150	A	Georgetown	1 3	
								157	H	Villanova	4 1	
								158	A	George Washington	7 3	
								160	N	Seton Hall	3 4	
								194	A	Dartmouth	1 4	
								194	A	Dartmouth	9 7	
								204	A	Cornell	7 5	
								204	A	Cornell	3 1	
								204	A	Cornell	11 2	
								204	A	Cornell	0 1	
								213	A	Harvard	4 1	
								213	A	Harvard	3 11	
								217	N	Hampton	6 5	
								217	N	Hampton	4 5	
								204	A	Cornell	2 1	
								204	A	Cornell	3 0	
								204	A	Cornell	3 2	
								204	A	Cornell	2 3	
								243	H	Columbia	4 2	

Non-Div. I Games:

Princeton

RPI	S	Opponent	Score	
255	N	Colgate	8	5
255	N	Colgate	5	4
268	H	Brown	8	0
268	H	Brown	5	0
269	N	St. Bonaventure	10	2
271	H	Yale	6	1
271	H	Yale	2	3
274	N	Delaware St.	3	0
274	N	Delaware St.	8	3
279	A	Coppin St.	7	2
279	A	Coppin St.	21	3
279	A	Coppin St.	6	3
280	N	Lafayette	7	0
282	A	UMBC	11	3
282	A	UMBC	12	2

Princeton

Average RPI Win:		214	WON-LOST RECORD		WINNING PCT. RANK		LAST 10 GAMES		STRENGTH OF SCHEDULE		OPP. STRENGTH OF SCHEDULE		TEAM RPI		ADJ RPI		CONF. RPI		ADJ CONF. RPI					
DIV. I ONLY			14-21-0		.4		198		5-5-0		98		209		168		.48255		166		18		19	
DIV. I NON-CONF.			6-7-0		.46154		160		0-0-0		93		137		131		.50695		131		21		21	
TOTALS		RPI 1-25		RPI 26-50				W-L RECORDS				RPI 51-100				RPI 101-150				RPI 150+				
14-21-0		0-2-0		0-2-0				OVERALL				2-7-0				0-6-0				12-4-0				
3-8-0		0-0-0		0-0-0				HOME				0-3-0				0-3-0				3-2-0				
4-8-0		0-2-0		0-0-0				AWAY				1-0-0				0-0-0				3-1-0				
7-5-0		0-0-0		0-2-0				NEUTRAL				1-0-0				0-3-0				6-0-0				
6-7-0		0-2-0		0-2-0				NON-CONFERENCE				1-0-0				0-3-0				5-0-0				
0-0-0		0-0-0		0-0-0				HOME				0-0-0				0-0-0				0-0-0				
2-2-0		0-2-0		0-0-				AWAY				0-0-0				0-0-0				2-0-0				
4-5-0		0-0-0		0-2-0				NEUTRAL				1-0-0				0-3-0				3-0-0				
8-14-0		0-0-0		0-0-0				CONFERENCE				1-7-0				0-3-0				7-4-0				
3-8-0		0-0-0		0-0-0				HOME				0-3-0				0-3-0				3-2-0				
2-6-0		0-0-0		0-0-0				AWAY				1-4-0				0-0-0				1-2-0				
3-0-0		0-0-0		0-0-0				NEUTRAL				0-0-0				0-0-0				3-0-0				
RPI	S	Opponent		Score		RPI	S	Opponent		Score		RPI	S	Opponent		Score		RPI	S	Opponent		Score		
7	A	Alabama		0	6	34	N	Iowa		4	12	58	A	Neb. Omaha		0	4	109	N	Kent St.		3	4	
7	A	Alabama		0	21	35	N	Georgia		3	13	58	A	Neb. Omaha		4	3	137	N	Winthrop		1	2	
												58	A	Neb. Omaha		4	6	137	N	Winthrop		1	6	
												67	N	Central Ark.		10	3	138	H	South Dakota		1	4	
												72	H	North Dakota St.		1	13	138	H	South Dakota		2	6	
												72	H	North Dakota St.		4	7	138	H	South Dakota		5	6	
												72	H	North Dakota St.		5	9	172	A	UMKC		2	1	
												97	A	IPFW		1	9	172	A	UMKC		5	7	
												97	A	IPFW		3	11	172	A	UMKC		0	9	
																		199	A	Valparaiso		10	8	
																		213	N	Harvard		9	1	
																		219	A	Belmont		10	2	
																		226	H	IUPUI		1	6	
																		226	H	IUPUI		2	5	
																		226	H	IUPUI		9	1	
																		249	N	South Dakota St.		4	3	
																		249	N	South Dakota St.		10	1	
																		249	N	South Dakota St.		6	3	
																		273	H	Oakland		4	3	
																		273	H	Oakland		5	1	
																		274	N	Delaware St.		10	3	
																		278	N	N.C. A&T		16	5	
LAST 10 GAMES																								
						58	A	Neb. Omaha		4	3	249	N	South Dakota St.		6	3							
						58	A	Neb. Omaha		0	4	226	H	IUPUI		2	5							
						58	A	Neb. Omaha		4	6	226	H	IUPUI		1	6							
						249	N	South Dakota St.		10	1	226	H	IUPUI		9	1							
						249	N	South Dakota St.		4	3	172	A	UMKC		0	9							

Non-Div. I Games:

Western Ill.

Average RPI Win:		169	WON-LOST RECORD		WINNING PCT. RANK		LAST 10 GAMES		STRENGTH OF SCHEDULE		OPP. STRENGTH OF SCHEDULE		TEAM RPI		ADJ RPI		CONF. RPI		ADJ CONF. RPI		
Average RPI Loss:		76																			
DIV. I ONLY			14-35-0		.28571 255		4-6-0		44		100		165		.48214 167		17		16		
DIV. I NON-CONF.			6-24-0		.2 264		1-1-0		26		29		189		.47351 187		16		16		
TOTALS		RPI 1-25		RPI 26-50		W-L RECORDS		RPI 51-100		RPI 101-150		RPI 150+									
14-35-0		0-8-0		0-4-0		OVERALL		2-14-0		4-6-0		8-3-0									
6-19-0		0-3-0		0-0-0		HOME		2-11-0		1-4-0		3-1-0									
6-11-0		0-5-0		0-1-0		AWAY		0-1-0		3-1-0		3-1-0									
2-5-0		0-0-0		0-1-0		NEUTRAL		0-2-0		0-1-0		2-1-0									
6-24-0		0-8-0		0-4-0		NON-CONFERENCE		0-10-0		2-1-0		4-1-0									
2-10-0		0-3-0		0-0-0		HOME		0-7-0		1-0-0		1-0-0									
2-9-0		0-5-0		0-0-		AWAY		0-1-0		1-0-0		1-0-0									
2-5-0		0-0-0		0-1-0		NEUTRAL		0-2-0		0-1-0		2-1-0									
8-11-0		0-0-0		0-0-0		CONFERENCE		2-4-0		2-5-0		4-2-0									
4-9-0		0-0-0		0-0-0		HOME		2-4-0		0-4-0		2-1-0									
4-2-0		0-0-0		0-0-0		AWAY		0-0-0		2-1-0		2-1-0									
0-0-0		0-0-0		0-0-0		NEUTRAL		0-0-0		0-0-0		0-0-0									
RPI S	Opponent		Score		RPI S	Opponent		Score		RPI S	Opponent		Score		RPI S	Opponent		Score			
2 A	Texas		0	7	34 N	Iowa		4	5	52 N	Lipscomb		3	7	112 N	Fresno St.		1	6		
2 A	Texas		0	7	37 A	Houston		0	7	55 N	Kansas		2	4	115 H	Troy		5	0		
17 A	Texas A&M		1	9	37 A	Houston		5	7	56 H	Texas Tech		1	6	139 A	Texas-Arlington		0	1		
17 H	Texas A&M		0	14	37 A	Houston		1	3	70 H	San Jose St.		0	3	139 A	Texas-Arlington		2	0		
21 A	La.-Lafayette		2	3						70 H	San Jose St.		2	8	139 A	Texas-Arlington		5	0		
21 A	La.-Lafayette		1	9						70 H	San Jose St.		10	2	139 H	Texas-Arlington		2	3		
25 H	Baylor		2	10						75 A	Sam Houston St.		13	14	144 A	Lamar		5	4		
25 H	Baylor		3	7						75 H	Sam Houston St.		6	9	149 H	UTSA		1	3		
										76 H	New Mexico St.		2	3	149 H	UTSA		1	3		
										76 H	New Mexico St.		5	4	149 H	UTSA		0	5		
										76 H	New Mexico St.		0	1	151 N	St. Mary's (CA)		2	8		
										84 H	North Texas		3	9	170 H	Louisiana Tech		6	7		
										84 H	North Texas		5	7	170 H	Louisiana Tech		8	3		
										84 H	North Texas		0	1	170 H	Louisiana Tech		7	3		
										90 H	Purdue		3	4	197 A	Sacramento St.		1	0		
										90 H	Purdue		2	7	206 A	Seattle		7	4		
															206 A	Seattle		2	1		
															206 A	Seattle		0	2		
															236 H	A&M-Corpus Christi		7	1		
															251 N	Mississippi Val.		7	5		
															251 N	Mississippi Val.		5	4		
LAST 10 GAMES																					
										76 H	New Mexico St.		0	1							
										76 H	New Mexico St.		5	4							
										17 H	Texas A&M		0	14							
										139 A	Texas-Arlington		0	1							
										139 A	Texas-Arlington		2	0							

Non-Div. I Games:

Texas St.

Average RPI Win: 229		WON-LOST RECORD		WINNING PCT. RANK		LAST 10 GAMES		STRENGTH OF SCHEDULE		OPP. STRENGTH OF SCHEDULE		TEAM RPI		ADJ RPI		CONF. RPI		ADJ CONF. RPI	
DIV. I ONLY		25-22-0		.53191 121		4-6-0		204		237		166		.4819 168		25		27	
DIV. I NON-CONF.		18-14-0		.5625 102		1-1-0		178		214		134		.5041 136		27		27	
TOTALS		RPI 1-25		RPI 26-50		W-L RECORDS		RPI 51-100		RPI 101-150		RPI 150+							
25-22-0		0-2-0		0-1-0		OVERALL		1-7-0		3-4-0		21-8-0							
11-3-0		0-0-0		0-0-0		HOME		0-0-0		0-0-0		11-3-0							
7-9-0		0-0-0		0-1-0		AWAY		1-2-0		3-4-0		3-1-0							
7-10-0		0-2-0		0-0-0		NEUTRAL		0-4-0		0-0-0		7-4-0							
18-14-0		0-2-0		0-1-0		NON-CONFERENCE		1-7-0		2-2-0		15-2-0							
8-0-0		0-0-0		0-0-0		HOME		0-0-0		0-0-0		8-0-0							
4-6-0		0-0-0		0-0-		AWAY		1-3-0		2-2-0		1-0-0							
6-8-0		0-2-0		0-0-0		NEUTRAL		0-4-0		0-0-0		6-2-0							
7-8-0		0-0-0		0-0-0		CONFERENCE		0-0-0		1-2-0		6-6-0							
3-3-0		0-0-0		0-0-0		HOME		0-0-0		0-0-0		3-3-0							
3-3-0		0-0-0		0-0-0		AWAY		0-0-0		1-2-0		2-1-0							
1-2-0		0-0-0		0-0-0		NEUTRAL		0-0-0		0-0-0		1-2-0							
RPI S	Opponent	Score		RPI S	Opponent	Score		RPI S	Opponent	Score		RPI S	Opponent	Score					
16 N	Louisville	0	5	42 A	North Carolina St.	2	16	54 N	Ohio St.	4	11	128 A	Albany (NY)	4	3				
16 N	Louisville	0	8					55 N	Kansas	1	7	128 A	Albany (NY)	1	2				
								55 N	Kansas	0	12	128 A	Albany (NY)	0	4				
								63 N	Ball St.	2	5	133 A	Fla. Atlantic	0	5				
								77 A	Jacksonville	1	9	143 A	Rutgers	1	7				
								77 A	Jacksonville	1	6	143 A	Rutgers	3	1				
								88 A	Longwood	0	3	146 A	Providence	3	1				
								88 A	Longwood	3	2	155 H	Binghamton	2	5				
												155 H	Binghamton	0	3				
												155 H	Binghamton	2	3				
												163 N	La.-Monroe	0	1				
												176 H	Fairfield	2	1				
												191 A	LIU Brooklyn	8	7				
												201 N	Eastern Mich.	4	5				
												223 H	Quinnipiac	5	4				
												223 H	Quinnipiac	6	0				
												231 N	Hartford	0	1				
												231 N	Hartford	2	0				
												231 N	Hartford	1	2				
												233 N	Bethune-Cookman	2	1				
												235 H	Sacred Heart	11	0				
												235 H	Sacred Heart	3	2				
												239 N	Florida A&M	6	1				
												245 N	Bucknell	4	3				
												245 N	Bucknell	13	2				
												252 H	Manhattan	4	2				
												270 A	Maine	4	2				
				LAST 10 GAMES															
				155 H	Binghamton	2	5	270 A	Maine	0	2								
				155 H	Binghamton	2	3	143 A	Rutgers	3	1								
				155 H	Binghamton	0	3	143 A	Rutgers	1	7								
				270 A	Maine	3	2	128 A	Albany (NY)	0	4								
				270 A	Maine	4	2	128 A	Albany (NY)	4	3								

Non-Div. I Games:

Stony Brook

RPI	S	Opponent	Score	
270	A	Maine	3	2
270	A	Maine	0	2
271	H	Yale	4	1
271	H	Yale	7	1
278	N	N.C. A&T	8	7
280	N	Lafayette	12	1
282	H	UMBC	8	1
282	H	UMBC	8	0
282	H	UMBC	8	0

Stony Brook

S
t
o
n
y
B
r
o
o
k

S
t
o
n
y
B
r
o
o
k

Average RPI Win: 207		WON-LOST	WINNING	LAST 10	STRENGTH OF		OPP. STRENGTH	TEAM	ADJ	CONF.	ADJ CONF.
Average RPI Loss: 107		RECORD	PCT. RANK	GAMES	SCHEDULE		OF SCHEDULE	RPI	RPI	RPI	RPI
DIV. I ONLY		21-25-0	.45652	164	5-5-0		171	173	171	.47929	169
DIV. I NON-CONF.		14-16-0	.46667	157	2-2-0		163	167	155	.48738	153
TOTALS		RPI 1-25	RPI 26-50		W-L RECORDS		RPI 51-100		RPI 101-150		RPI 150+
21-25-0	0-1-0	0-6-0		OVERALL		2-4-0		2-6-0		17-8-0	
15-10-0	0-1-0	0-1-0		HOME		2-1-0		1-3-0		12-4-0	
4-15-0	0-0-0	0-5-0		AWAY		0-3-0		1-3-0		3-4-0	
2-0-0	0-0-0	0-0-0		NEUTRAL		0-0-0		0-0-0		2-0-0	
14-16-0	0-1-0	0-6-0		NON-CONFERENCE		0-2-0		1-5-0		13-2-0	
10-7-0	0-1-0	0-1-0		HOME		0-1-0		0-2-0		10-2-0	
2-9-0	0-0-0	0-0-0		AWAY		0-1-0		1-3-0		1-0-0	
2-0-0	0-0-0	0-0-0		NEUTRAL		0-0-0		0-0-0		2-0-0	
7-9-0	0-0-0	0-0-0		CONFERENCE		2-2-0		1-1-0		4-6-0	
5-3-0	0-0-0	0-0-0		HOME		2-0-0		1-1-0		2-2-0	
2-6-0	0-0-0	0-0-0		AWAY		0-2-0		0-0-0		2-4-0	
0-0-0	0-0-0	0-0-0		NEUTRAL		0-0-0		0-0-0		0-0-0	
RPI S	Opponent	Score		RPI S	Opponent	Score		RPI S	Opponent	Score	
23 H	Wisconsin	3	12	38 A	North Carolina	6	8	59 A	Auburn	1	2
				41 A	South Carolina	0	5	83 A	Saint Joseph's	2	3
				41 A	South Carolina	2	10	83 A	Saint Joseph's	3	6
				42 A	North Carolina St.	0	2	91 H	Fordham	9	7
				42 A	North Carolina St.	3	10	91 H	Fordham	10	8
				44 H	Notre Dame	1	5	100 H	Robert Morris	2	3
				LAST 10 GAMES							
				117 H	Saint Louis	4	2	269 A	St. Bonaventure	9	6
				117 H	Saint Louis	4	6	214 H	Radford	1	0
				41 A	South Carolina	2	10	214 H	Radford	5	4
				41 A	South Carolina	0	5	164 H	Massachusetts	0	12
				269 A	St. Bonaventure	2	0	164 H	Massachusetts	2	4
								105 H	Furman	0	2
								105 H	Furman	0	3
								113 A	UNC Greensboro	8	4
								113 A	UNC Greensboro	6	8
								116 A	Campbell	1	3
								116 A	Campbell	5	6
								117 H	Saint Louis	4	6
								117 H	Saint Louis	4	2
								156 A	Dayton	3	11
								156 A	Dayton	0	3
								164 H	Massachusetts	0	12
								164 H	Massachusetts	2	4
								181 A	Temple	7	9
								181 A	Temple	2	4
								195 A	Presbyterian	8	6
								195 H	Presbyterian	11	8
								207 H	Morehead St.	1	9
								208 H	Elon	8	0
								208 H	Elon	2	5
								209 H	Drexel	10	2
								209 H	Drexel	19	10
								214 H	Radford	1	0
								214 H	Radford	5	4
								222 N	Middle Tenn.	8	6
								227 H	Gardner-Webb	7	3
								227 H	Gardner-Webb	10	2
								235 H	Sacred Heart	3	0

Non-Div. I Games:

Charlotte

RPI	S	Opponent	Score	
235	H	Sacred Heart	5	2
265	H	Rhode Island	4	3
265	H	Rhode Island	12	3
269	A	St. Bonaventure	9	6
269	A	St. Bonaventure	2	0
283	N	Southern U.	13	2

Charlotte

C
h
a
r
l
o
t
t
e

C
h
a
r
l
o
t
t
e

Average RPI Win:	177	WON-LOST RECORD	WINNING PCT. RANK	LAST 10 GAMES	STRENGTH OF SCHEDULE	OPP. STRENGTH OF SCHEDULE	TEAM RPI	ADJ RPI	CONF. RPI	ADJ CONF. RPI	
DIV. I ONLY		23-24-0	.48936 141	3-7-0	195	191	172	.47852 170	17	16	
DIV. I NON-CONF.		15-14-0	.51724 128	0-1-0	214	223	172	.48054 165	16	16	
<hr/>											
TOTALS	RPI 1-25	RPI 26-50		W-L RECORDS	RPI 51-100		RPI 101-150		RPI 150+		
23-24-0	0-2-0	0-0-0		OVERALL	6-8-0		4-6-0		13-8-0		
7-6-0	0-0-0	0-0-0		HOME	2-2-0		4-4-0		1-0-0		
9-12-0	0-2-0	0-0-0		AWAY	4-3-0		0-1-0		5-6-0		
7-6-0	0-0-0	0-0-0		NEUTRAL	0-3-0		0-1-0		7-2-0		
15-14-0	0-2-0	0-0-0		NON-CONFERENCE	4-4-0		0-4-0		11-4-0		
2-2-0	0-0-0	0-0-0		HOME	1-0-0		0-2-0		1-0-0		
6-6-0	0-2-0	0-0-		AWAY	3-1-0		0-1-0		3-2-0		
7-6-0	0-0-0	0-0-0		NEUTRAL	0-3-0		0-1-0		7-2-0		
8-10-0	0-0-0	0-0-0		CONFERENCE	2-4-0		4-2-0		2-4-0		
5-4-0	0-0-0	0-0-0		HOME	1-2-0		4-2-0		0-0-0		
3-6-0	0-0-0	0-0-0		AWAY	1-2-0		0-0-0		2-4-0		
0-0-0	0-0-0	0-0-0		NEUTRAL	0-0-0		0-0-0		0-0-0		
RPI S	Opponent	Score	RPI S	Opponent	Score	RPI S	Opponent	Score	RPI S	Opponent	Score
21 A	La.-Lafayette	1 4				70 H	San Jose St.	6 5	101 N	Delaware	3 4
21 A	La.-Lafayette	1 9				70 H	San Jose St.	0 12	131 H	Southeastern La.	2 8
						70 H	San Jose St.	2 4	139 H	Texas-Arlington	9 3
						76 A	New Mexico St.	8 4	139 H	Texas-Arlington	4 1
						76 A	New Mexico St.	3 11	139 H	Texas-Arlington	4 1
						76 A	New Mexico St.	7 9	141 A	Stephen F. Austin	0 1
						78 A	Northwestern St.	5 0	141 H	Stephen F. Austin	0 2
						78 A	Northwestern St.	0 6	149 H	UTSA	1 4
						78 A	Northwestern St.	4 3	149 H	UTSA	1 0
						78 H	Northwestern St.	8 0	149 H	UTSA	1 4
						78 N	Northwestern St.	4 6	162 N	Jacksonville St.	1 11
						78 N	Northwestern St.	3 11	163 N	La.-Monroe	10 9
						81 A	McNeese St.	2 0	163 N	La.-Monroe	11 2
						85 N	UT Martin	2 7	167 A	Texas St.	3 7
									167 A	Texas St.	7 6
									167 A	Texas St.	3 8
									171 H	Nicholls St.	6 5
									171 N	Nicholls St.	3 0
									179 N	Houston Baptist	4 5
									186 A	Southern Miss.	3 5
									186 A	Southern Miss.	3 4
									241 A	Utah St.	2 5
									241 A	Utah St.	4 8
									241 A	Utah St.	6 1
									275 N	Alcorn	8 0
									275 N	Alcorn	10 0
									275 N	Alcorn	8 2
LAST 10 GAMES			LAST 10 GAMES			LAST 10 GAMES			LAST 10 GAMES		
149 H	UTSA	1 4	241 A	Utah St.	4 8	241 A	Utah St.	4 8	241 A	Utah St.	6 1
149 H	UTSA	1 0	131 H	Southeastern La.	2 8	241 A	Utah St.	6 1	275 N	Alcorn	8 0
149 H	UTSA	1 4	70 H	San Jose St.	2 4	275 N	Alcorn	8 0	275 N	Alcorn	10 0
241 A	Utah St.	2 5	70 H	San Jose St.	6 5	275 N	Alcorn	10 0	275 N	Alcorn	8 2
241 A	Utah St.	6 1	70 H	San Jose St.	0 12	275 N	Alcorn	8 2			

Non-Div. I Games:

Louisiana Tech

RPI	S	Opponent	Score	
283	A	Southern U.	13	4
283	A	Southern U.	11	6
283	A	Southern U.	10	2
283	N	Southern U.	11	2

Louisiana Tech

L
o
u
i
s
i
a
n
a
T
e
c
h

L
o
u
i
s
i
a
n
a
T
e
c
h

Average RPI Win:		192	WON-LOST RECORD		WINNING PCT. RANK	LAST 10 GAMES	STRENGTH OF SCHEDULE		OPP. STRENGTH OF SCHEDULE	TEAM RPI	ADJ RPI	CONF. RPI	ADJ CONF. RPI
Average RPI Loss:		103											
DIV. I ONLY			22-24-0		.47826 148	6-4-0	214		123	177	.47791 171	13	13
DIV. I NON-CONF.			10-13-0		.43478 174	0-0-0	250		154	219	.45362 210	14	14
TOTALS		RPI 1-25	RPI 26-50		W-L RECORDS		RPI 51-100		RPI 101-150		RPI 150+		
22-24-0		0-4-0	0-1-0		OVERALL		3-6-0		5-7-0		14-6-0		
8-6-0		0-1-0	0-0-0		HOME		1-1-0		3-3-0		4-1-0		
8-12-0		0-3-0	0-1-0		AWAY		1-5-0		2-1-0		5-2-0		
6-6-0		0-0-0	0-0-0		NEUTRAL		1-0-0		0-3-0		5-3-0		
10-13-0		0-4-0	0-1-0		NON-CONFERENCE		1-0-0		0-3-0		9-5-0		
2-1-0		0-1-0	0-0-0		HOME		0-0-0		0-0-0		2-0-0		
2-6-0		0-3-0	0-0-0		AWAY		0-0-0		0-0-0		2-2-0		
6-6-0		0-0-0	0-0-0		NEUTRAL		1-0-0		0-3-0		5-3-0		
12-11-0		0-0-0	0-0-0		CONFERENCE		2-6-0		5-4-0		5-1-0		
6-5-0		0-0-0	0-0-0		HOME		1-1-0		3-3-0		2-1-0		
6-6-0		0-0-0	0-0-0		AWAY		1-5-0		2-1-0		3-0-0		
0-0-0		0-0-0	0-0-0		NEUTRAL		0-0-0		0-0-0		0-0-0		
RPI S	Opponent	Score	RPI S	Opponent	Score	RPI S	Opponent	Score	RPI S	Opponent	Score		
4 A	LSU	0 1	36 A	UAB	1 4	67 H	Central Ark.	5 3	107 N	Murray St.	2 3		
4 A	LSU	0 8				67 H	Central Ark.	0 1	111 N	Virginia	3 4		
15 A	South Ala.	0 8				72 N	North Dakota St.	2 1	117 N	Saint Louis	0 5		
15 H	South Ala.	1 7				75 A	Sam Houston St.	2 11	131 A	Southeastern La.	3 2		
						75 A	Sam Houston St.	7 8	131 A	Southeastern La.	6 7		
						75 A	Sam Houston St.	4 5	131 A	Southeastern La.	7 6		
						78 A	Northwestern St.	6 4	141 H	Stephen F. Austin	4 2		
						78 A	Northwestern St.	2 5	141 H	Stephen F. Austin	1 2		
						78 A	Northwestern St.	3 4	141 H	Stephen F. Austin	2 1		
									144 H	Lamar	3 4		
									144 H	Lamar	9 3		
									144 H	Lamar	3 7		
									162 N	Jacksonville St.	4 2		
									170 A	Louisiana Tech	5 6		
									170 N	Louisiana Tech	0 3		
									172 N	UMKC	3 16		
									173 A	Samford	1 9		
									179 H	Houston Baptist	7 6		
									179 H	Houston Baptist	3 1		
									179 H	Houston Baptist	0 8		
									185 N	Memphis	2 3		
									219 N	Belmont	3 2		
									230 N	Indiana St.	3 0		
									232 N	Southeast Mo. St.	8 7		
									236 A	A&M-Corpus Christi	3 2		
									236 A	A&M-Corpus Christi	5 2		
									236 A	A&M-Corpus Christi	4 1		
		LAST 10 GAMES											
			236 A	A&M-Corpus Christi	3 2	75 A	Sam Houston St.	4 5					
			236 A	A&M-Corpus Christi	4 1	67 H	Central Ark.	0 1					
			236 A	A&M-Corpus Christi	5 2	67 H	Central Ark.	5 3					
			75 A	Sam Houston St.	2 11	131 A	Southeastern La.	7 6					
			75 A	Sam Houston St.	7 8	131 A	Southeastern La.	3 2					

Non-Div. I Games:

Nicholls St.

RPI	S	Opponent	Score	
275	H	Alcorn	10	8
283	A	Southern U.	9	3
283	H	Southern U.	11	0
283	N	Southern U.	10	1
285	A	Grambling	14	3

Nicholls St.

N
i
c
h
o
l
l
s
s
t
.

N
i
c
h
o
l
l
s
s
t
.

Average RPI Win: 202		WON-LOST	WINNING	LAST 10	STRENGTH OF		OPP. STRENGTH	TEAM	ADJ	CONF.	ADJ CONF.
Average RPI Loss: 87		RECORD	PCT. RANK	GAMES	SCHEDULE		OF SCHEDULE	RPI	RPI	RPI	RPI
DIV. I ONLY		16-22-0	.42105	184	4-6-0		149	141	176	.47756	172
DIV. I NON-CONF.		11-16-0	.40741	193	0-2-0		225	105	207	.45897	203
TOTALS		RPI 1-25	RPI 26-50		W-L RECORDS		RPI 51-100		RPI 101-150		RPI 150+
16-22-0	0-0-0	0-2-0		OVERALL		1-11-0		0-8-0		15-1-0	
4-3-0	0-0-0	0-0-0		HOME		1-2-0		0-0-0		3-1-0	
6-12-0	0-0-0	0-2-0		AWAY		0-6-0		0-4-0		6-0-0	
6-7-0	0-0-0	0-0-0		NEUTRAL		0-3-0		0-4-0		6-0-0	
11-16-0	0-0-0	0-2-0		NON-CONFERENCE		0-9-0		0-5-0		11-0-0	
1-0-0	0-0-0	0-0-0		HOME		0-0-0		0-0-0		1-0-0	
4-9-0	0-0-0	0-0-		AWAY		0-6-0		0-1-0		4-0-0	
6-7-0	0-0-0	0-0-0		NEUTRAL		0-3-0		0-4-0		6-0-0	
5-6-0	0-0-0	0-0-0		CONFERENCE		1-2-0		0-3-0		4-1-0	
3-3-0	0-0-0	0-0-0		HOME		1-2-0		0-0-0		2-1-0	
2-3-0	0-0-0	0-0-0		AWAY		0-0-0		0-3-0		2-0-0	
0-0-0	0-0-0	0-0-0		NEUTRAL		0-0-0		0-0-0		0-0-0	
RPI S	Opponent	Score	RPI S	Opponent	Score	RPI S	Opponent	Score	RPI S	Opponent	Score
			27 A	Arkansas	1 9	55 A	Kansas	0 11	104 N	Colorado St.	16 17
			46 A	USC Upstate	1 7	55 A	Kansas	0 4	115 N	Troy	11 16
						56 A	Texas Tech	1 9	117 A	Saint Louis	1 3
						56 A	Texas Tech	8 16	134 N	Penn St.	2 10
						56 A	Texas Tech	0 8	138 A	South Dakota	1 8
						56 N	Texas Tech	2 14	138 A	South Dakota	7 8
						56 N	Texas Tech	3 11	138 A	South Dakota	1 3
						58 H	Neb. Omaha	1 2	139 N	Texas-Arlington	1 9
						58 H	Neb. Omaha	1 2	166 H	Western Ill.	1 2
						58 H	Neb. Omaha	3 0	166 H	Western Ill.	9 0
						73 N	SIU Edwardsville	2 4	166 H	Western Ill.	7 5
						76 A	New Mexico St.	1 10	171 N	Nicholls St.	16 3
									178 A	Missouri St.	7 2
									178 A	Missouri St.	2 1
									187 A	Wichita St.	4 2
									187 A	Wichita St.	7 0
									212 N	Western Caro.	6 2
									219 N	Belmont	4 3
									226 A	IUPUI	4 3
									226 A	IUPUI	5 4
									230 N	Indiana St.	5 3
									270 H	Maine	9 3
									276 N	Detroit	6 1
									281 N	N.C. Central	8 0
LAST 10 GAMES			138 A	South Dakota	1 3	226 A	IUPUI	5 4			
			138 A	South Dakota	1 8	226 A	IUPUI	4 3			
			138 A	South Dakota	7 8	166 H	Western Ill.	9 0			
			55 A	Kansas	0 4	166 H	Western Ill.	1 2			
			55 A	Kansas	0 11	166 H	Western Ill.	7 5			

Non-Div. I Games:

UMKC

Average RPI Win:		181	WON-LOST RECORD		WINNING PCT. RANK		LAST 10 GAMES		STRENGTH OF SCHEDULE		OPP. STRENGTH OF SCHEDULE		TEAM RPI		ADJ RPI		CONF. RPI		ADJ CONF. RPI						
DIV. I ONLY			13-31-0		.29545 252		2-8-0		58		104		179		.47596 173		14		14						
DIV. I NON-CONF.			8-18-0		.30769 237		0-4-0		30		46		148		.4963 148		15		15						
TOTALS		RPI 1-25		RPI 26-50		W-L RECORDS		RPI 51-100		RPI 101-150		RPI 150+													
13-31-0		0-5-0		0-6-0		OVERALL		1-9-0		3-5-0		9-6-0													
5-8-0		0-1-0		0-1-0		HOME		0-0-0		1-2-0		4-4-0													
2-20-0		0-3-0		0-5-0		AWAY		0-9-0		1-2-0		1-1-0													
6-3-0		0-1-0		0-0-0		NEUTRAL		1-0-0		1-1-0		4-1-0													
8-18-0		0-5-0		0-6-0		NON-CONFERENCE		1-3-0		1-1-0		6-3-0													
1-3-0		0-1-0		0-1-0		HOME		0-0-0		0-0-0		1-1-0													
1-12-0		0-3-0		0-0-		AWAY		0-3-0		0-0-0		1-1-0													
6-3-0		0-1-0		0-0-0		NEUTRAL		1-0-0		1-1-0		4-1-0													
5-13-0		0-0-0		0-0-0		CONFERENCE		0-6-0		2-4-0		3-3-0													
4-5-0		0-0-0		0-0-0		HOME		0-0-0		1-2-0		3-3-0													
1-8-0		0-0-0		0-0-0		AWAY		0-6-0		1-2-0		0-0-0													
0-0-0		0-0-0		0-0-0		NEUTRAL		0-0-0		0-0-0		0-0-0													
RPI	S	Opponent		Score		RPI	S	Opponent		Score		RPI	S	Opponent		Score									
4	A	LSU		0	4	28	A	Western Ky.		0	8	51	A	Kennesaw St.		2	3								
4	A	LSU		0	8	28	A	Western Ky.		0	10	59	A	Auburn		1	2								
7	A	Alabama		0	11	30	H	Mississippi St.		1	13	65	A	Ole Miss		0	3								
12	N	Michigan		0	4	43	A	South Fla.		0	3	79	A	Ga. Southern		2	4								
15	H	South Ala.		0	4	48	A	Georgia St.		1	3	79	A	Ga. Southern		0	6								
						48	A	Georgia St.		4	6	79	A	Ga. Southern		0	1								
												87	A	Appalachian St.		6	7								
												87	A	Appalachian St.		1	9								
												87	A	Appalachian St.		2	3								
												89	N	Marshall		2	1								
														133 N Fla. Atlantic		7	1								
														137 N Winthrop		0	1								
														158 N George Washington		12	4								
														162 H Jacksonville St.		6	7								
														171 H Nicholls St.		9	1								
														185 A Memphis		1	3								
														187 N Wichita St.		1	4								
														208 H Elon		10	0								
														208 H Elon		3	0								
														208 H Elon		0	2								
														212 H Western Caro.		0	1								
														212 H Western Caro.		5	1								
														212 H Western Caro.		2	6								
														219 N Belmont		5	4								
														232 N Southeast Mo. St.		2	1								
														237 N Wright St.		4	2								
														262 A Alabama St.		3	0								
LAST 10 GAMES				208 H Elon				3	0	30 H Mississippi St.				1	13	27 A Ga. Southern				0	1				
				208 H Elon				10	0	79 A Ga. Southern				0	6	79 A Ga. Southern				2	4				
				208 H Elon				0	2	79 A Ga. Southern				2	4	28 A Western Ky.				0	8				
				48 A Georgia St.				1	3																
				48 A Georgia St.				4	6																

Non-Div. I Games:

Samford

Average RPI Win: 161		WON-LOST	WINNING	LAST 10	STRENGTH OF		OPP. STRENGTH	TEAM	ADJ		CONF.	ADJ CONF.			
Average RPI Loss: 112		RECORD	PCT. RANK	GAMES	SCHEDULE		OF SCHEDULE	RPI	RPI		RPI	RPI			
DIV. I ONLY		20-28-0	.41667	188	5-5-0		150	119	173		.47554	174			
DIV. I NON-CONF.		9-16-0	.36	209	0-0-0		103	86	174		.47709	178			
TOTALS		RPI 1-25	RPI 26-50		W-L RECORDS		RPI 51-100		RPI 101-150		RPI 150+				
20-28-0		0-2-0	0-2-0		OVERALL		3-11-0		8-6-0		9-7-0				
14-9-0		0-0-0	0-0-0		HOME		3-4-0		8-4-0		3-1-0				
6-13-0		0-1-0	0-0-0		AWAY		0-3-0		0-2-0		6-4-0				
0-6-0		0-0-0	0-2-0		NEUTRAL		0-4-0		0-0-0		0-0-0				
9-16-0		0-2-0	0-2-0		NON-CONFERENCE		0-6-0		4-4-0		5-2-0				
7-3-0		0-0-0	0-0-0		HOME		0-0-0		4-2-0		3-1-0				
2-7-0		0-2-0	0-0-		AWAY		0-2-0		0-2-0		2-1-0				
0-6-0		0-0-0	0-2-0		NEUTRAL		0-4-0		0-0-0		0-0-0				
11-12-0		0-0-0	0-0-0		CONFERENCE		3-5-0		4-2-0		4-5-0				
7-6-0		0-0-0	0-0-0		HOME		3-4-0		4-2-0		0-0-0				
4-6-0		0-0-0	0-0-0		AWAY		0-1-0		0-0-0		4-5-0				
0-0-0		0-0-0	0-0-0		NEUTRAL		0-0-0		0-0-0		0-0-0				
RPI S	Opponent	Score		RPI S	Opponent	Score		RPI S	Opponent	Score		RPI S	Opponent	Score	
13 A	Missouri	1	3	31 N	Virginia Tech	2	10	53 N	North Florida	2	7	107 H	Murray St.	3	0
13 A	Missouri	3	4	31 N	Virginia Tech	2	3	58 N	Neb. Omaha	5	6	107 H	Murray St.	3	6
								58 N	Neb. Omaha	2	3	107 H	Murray St.	3	1
								58 N	Neb. Omaha	1	9	107 H	Murray St.	8	2
								69 H	Creighton	0	2	115 A	Troy	0	5
								69 H	Creighton	5	2	115 A	Troy	3	5
								69 H	Creighton	4	6	125 H	Bowling Green	3	2
								85 A	UT Martin	4	12	125 H	Bowling Green	6	7
								85 A	UT Martin	7	9	147 H	Bradley	8	3
								94 H	Drake	2	3	147 H	Bradley	6	5
								94 H	Drake	1	2	147 H	Bradley	3	11
								99 A	Southern Ill.	3	4	148 H	UNI	7	5
								99 H	Southern Ill.	4	2	148 H	UNI	4	3
								99 H	Southern Ill.	8	7	148 H	UNI	3	4
												178 A	Missouri St.	1	4
												178 A	Missouri St.	6	3
												178 A	Missouri St.	3	1
												187 A	Wichita St.	2	0
												187 A	Wichita St.	6	10
												187 A	Wichita St.	3	4
												222 H	Middle Tenn.	7	0
												222 H	Middle Tenn.	2	5
												224 A	Jackson St.	5	0
												230 A	Indiana St.	2	0
												230 A	Indiana St.	2	4
												230 A	Indiana St.	4	8
												232 A	Southeast Mo. St.	1	0
LAST 10 GAMES				230 A	Indiana St.	2	4	178 A	Missouri St.	3	1	230 A	Indiana St.	2	0
				230 A	Indiana St.	2	0	178 A	Missouri St.	1	4	230 A	Indiana St.	2	4
				230 A	Indiana St.	4	8	99 H	Southern Ill.	8	7	230 A	Indiana St.	4	8
				99 A	Southern Ill.	3	4	99 H	Southern Ill.	4	2	230 A	Indiana St.	4	8
				178 A	Missouri St.	6	3	147 H	Bradley	3	11	232 A	Southeast Mo. St.	1	0

Non-Div. I Games:

Evansville

RPI	S	Opponent	Score	
232	A	Southeast Mo. St.	2	3
232	H	Southeast Mo. St.	8	0
232	H	Southeast Mo. St.	9	2

Evansville

E
v
a
n
s
v
i
l
l
e

E
v
a
n
s
v
i
l
l
e

Average RPI Win:		192	WON-LOST RECORD		WINNING PCT. RANK	LAST 10 GAMES		STRENGTH OF SCHEDULE		OPP. STRENGTH OF SCHEDULE	TEAM RPI	ADJ RPI	CONF. RPI	ADJ CONF. RPI			
Average RPI Loss:		113															
DIV. I ONLY			20-25-0		.44444	170	4-6-0		182	138	184	.47552	175	16	17		
DIV. I NON-CONF.			10-15-0		.4	195	0-1-0		218	136	217	.45704	205	17	18		
TOTALS		RPI 1-25		RPI 26-50		W-L RECORDS		RPI 51-100		RPI 101-150		RPI 150+					
20-25-0		0-1-0		0-0-0		OVERALL		3-13-0		1-3-0		16-8-0					
6-6-0		0-0-0		0-0-0		HOME		1-1-0		0-3-0		5-2-0					
4-12-0		0-1-0		0-0-0		AWAY		2-9-0		0-0-0		2-2-0					
10-7-0		0-0-0		0-0-0		NEUTRAL		0-3-0		1-0-0		9-4-0					
10-15-0		0-1-0		0-0-0		NON-CONFERENCE		0-7-0		1-1-0		9-6-0					
0-1-0		0-0-0		0-0-0		HOME		0-0-0		0-1-0		0-0-0					
0-7-0		0-1-0		0-0-		AWAY		0-4-0		0-0-0		0-2-0					
10-7-0		0-0-0		0-0-0		NEUTRAL		0-3-0		1-0-0		9-4-0					
10-10-0		0-0-0		0-0-0		CONFERENCE		3-6-0		0-2-0		7-2-0					
6-5-0		0-0-0		0-0-0		HOME		1-1-0		0-2-0		5-2-0					
4-5-0		0-0-0		0-0-0		AWAY		2-5-0		0-0-0		2-0-0					
0-0-0		0-0-0		0-0-0		NEUTRAL		0-0-0		0-0-0		0-0-0					
RPI	S	Opponent		Score		RPI	S	Opponent		Score		RPI	S	Opponent		Score	
10	A	Tennessee		3	12							107	H	Murray St.		2	3
								52 A Lipscomb		3	6	107	H	Murray St.		0	2
								52 A Lipscomb		5	6	108	H	Chattanooga		1	2
								61 A Eastern Ill.		1	4	146	N	Providence		11	4
								61 A Eastern Ill.		1	6	154	N	Mercer		3	1
								63 N Ball St.		0	10	178	N	Missouri St.		2	0
								73 A SIU Edwardsville		0	3	181	N	Temple		5	7
								73 A SIU Edwardsville		2	3	188	N	Ohio		2	3
								79 A Ga. Southern		0	1	190	N	Akron		3	1
								85 H UT Martin		3	0	190	N	Akron		2	9
								85 H UT Martin		1	9	191	N	LIU Brooklyn		9	3
								91 N Fordham		0	6	192	N	Miami (OH)		6	9
								93 A Eastern Ky.		11	2	193	H	Austin Peay		7	0
								93 A Eastern Ky.		0	3	193	H	Austin Peay		4	7
								93 A Eastern Ky.		5	1	198	A	East Tenn. St.		5	6
								97 N IPFW		0	8	198	A	East Tenn. St.		7	9
												200	N	St. John's (NY)		4	3
												216	N	Northern Ky.		8	0
												219	H	Belmont		7	4
												219	H	Belmont		1	4
												219	H	Belmont		3	2
												220	N	Liberty		10	3
												228	A	Tennessee St.		7	5
												228	A	Tennessee St.		7	3
												232	H	Southeast Mo. St.		9	1
												232	H	Southeast Mo. St.		4	0
												261	N	Niagara		7	4

Non-Div. I Games: Thomas (GA) 6 0

Tennessee Tech

RPI	S	Opponent	Score	
270	N	Maine	4	1

Tennessee Tech

T
e
n
n
e
s
s
e
e
T
e
c
h

T
e
n
n
e
s
s
e
e
T
e
c
h

Fairfield

Fairfield

Fairfield

Fairfield

Average RPI Win:		214	WON-LOST RECORD		WINNING PCT. RANK		LAST 10 GAMES		STRENGTH OF SCHEDULE		OPP. STRENGTH OF SCHEDULE		TEAM RPI		ADJ RPI		CONF. RPI		ADJ CONF. RPI	
DIV. I ONLY			21-21-0		.5	136	7-3-0		201		223		178		.4747	177	23		23	
DIV. I NON-CONF.			11-11-0		.5	137	2-2-0		215		213		184		.47542	180	23		24	
TOTALS		RPI 1-25		RPI 26-50		W-L RECORDS		RPI 51-100		RPI 101-150		RPI 150+								
21-21-0		0-0-0		0-1-0		OVERALL		1-6-0		3-4-0		17-10-0								
9-4-0		0-0-0		0-0-0		HOME		1-1-0		0-0-0		8-3-0								
9-11-0		0-0-0		0-1-0		AWAY		0-3-0		2-3-0		7-4-0								
3-6-0		0-0-0		0-0-0		NEUTRAL		0-2-0		1-1-0		2-3-0								
11-11-0		0-0-0		0-1-0		NON-CONFERENCE		0-3-0		3-2-0		8-5-0								
1-2-0		0-0-0		0-0-0		HOME		0-0-0		0-0-0		1-2-0								
7-3-0		0-0-0		0-0-		AWAY		0-1-0		2-1-0		5-0-0								
3-6-0		0-0-0		0-0-0		NEUTRAL		0-2-0		1-1-0		2-3-0								
10-10-0		0-0-0		0-0-0		CONFERENCE		1-3-0		0-2-0		9-5-0								
8-2-0		0-0-0		0-0-0		HOME		1-1-0		0-0-0		7-1-0								
2-8-0		0-0-0		0-0-0		AWAY		0-2-0		0-2-0		2-4-0								
0-0-0		0-0-0		0-0-0		NEUTRAL		0-0-0		0-0-0		0-0-0								
RPI	S	Opponent		Score		RPI	S	Opponent		Score		RPI	S	Opponent		Score				
						49	A	San Diego St.	6	13										
						55	N	Kansas	2	10			103	N	UNLV	2	1			
						56	N	Texas Tech	1	7			114	A	Connecticut	2	5			
						59	A	Auburn	0	10			118	A	Central Conn. St.	1	8			
						96	A	Monmouth	5	6			118	A	Central Conn. St.	0	8			
						96	A	Monmouth	1	7			128	A	Albany (NY)	6	5			
						100	H	Robert Morris	3	4			128	A	Albany (NY)	8	3			
						100	H	Robert Morris	4	3			139	N	Texas-Arlington	1	2			
													176	N	Fairfield	1	3			
													180	A	San Diego	1	0			
													180	N	San Diego	1	5			
													184	A	Boston U.	4	3			
													184	H	Boston U.	6	8			
													189	A	Fairleigh Dickinson	8	1			
													189	A	Fairleigh Dickinson	1	3			
													191	A	LIU Brooklyn	4	12			
													191	A	LIU Brooklyn	7	8			
													202	H	Boston College	3	4			
													215	N	Marist	5	3			
													223	H	Quinnipiac	9	8			
													223	H	Quinnipiac	8	0			
													228	N	Tennessee St.	10	4			
													230	N	Indiana St.	2	10			
													235	H	Sacred Heart	3	2			
													235	H	Sacred Heart	4	3			
													247	A	Mt. St. Mary's	10	3			
													247	A	Mt. St. Mary's	0	1			
													248	H	Saint Francis (PA)	9	2			
				LAST 10 GAMES																
						100	H	Robert Morris	4	3			268	A	Brown	8	3			
						100	H	Robert Morris	3	4			235	H	Sacred Heart	3	2			
						223	H	Quinnipiac	9	8			235	H	Sacred Heart	4	3			
						223	H	Quinnipiac	8	0			114	A	Connecticut	2	5			
						184	A	Boston U.	4	3			184	H	Boston U.	6	8			

Non-Div. I Games:

Bryant

RPI	S	Opponent	Score	
248	H	Saint Francis (PA)	5	9
268	A	Brown	8	3
268	H	Brown	10	1
271	A	Yale	12	7
271	A	Yale	10	2
272	H	Wagner	6	4
272	H	Wagner	8	7

Bryant

B
r
y
a
n
t

B
r
y
a
n
t

[illegible]

Non-Div. I Games:

Missouri St.

Houston Baptist

Houston Baptist

Average RPI Win: 183		WON-LOST RECORD		WINNING PCT. RANK		LAST 10 GAMES		STRENGTH OF SCHEDULE		OPP. STRENGTH OF SCHEDULE		TEAM RPI		ADJ RPI		CONF. RPI		ADJ CONF. RPI	
DIV. I ONLY		22-27-0		.44898 168		4-6-0		169		205		181		.47376 180		21		21	
DIV. I NON-CONF.		15-14-0		.51724 128		0-1-0		181		193		149		.49148 150		18		17	
TOTALS		RPI 1-25		RPI 26-50		W-L RECORDS		RPI 51-100		RPI 101-150		RPI 150+							
22-27-0		0-2-0		0-2-0		OVERALL		1-1-0		5-12-0		16-10-0							
9-17-0		0-1-0		0-1-0		HOME		1-1-0		2-10-0		6-4-0							
4-8-0		0-0-0		0-1-0		AWAY		0-0-0		0-1-0		4-6-0							
9-2-0		0-1-0		0-0-0		NEUTRAL		0-0-0		3-1-0		6-0-0							
15-14-0		0-2-0		0-2-0		NON-CONFERENCE		1-1-0		3-6-0		11-3-0							
5-9-0		0-1-0		0-1-0		HOME		1-1-0		0-4-0		4-2-0							
1-3-0		0-0-0		0-0-		AWAY		0-0-0		0-1-0		1-1-0							
9-2-0		0-1-0		0-0-0		NEUTRAL		0-0-0		3-1-0		6-0-0							
7-13-0		0-0-0		0-0-0		CONFERENCE		0-0-0		2-6-0		5-7-0							
4-8-0		0-0-0		0-0-0		HOME		0-0-0		2-6-0		2-2-0							
3-5-0		0-0-0		0-0-0		AWAY		0-0-0		0-0-0		3-5-0							
0-0-0		0-0-0		0-0-0		NEUTRAL		0-0-0		0-0-0		0-0-0							
RPI S	Opponent		Score		RPI S	Opponent		Score		RPI S	Opponent		Score		RPI S	Opponent		Score	
13 N	Missouri		0	5	49 A	San Diego St.		1	3	81 H	McNeese St.		2	0	112 H	Fresno St.		1	8
18 H	UCLA		0	8	49 H	San Diego St.		1	4	81 H	McNeese St.		1	3	112 N	Fresno St.		2	1
												112 N	Fresno St.		8	7			
												124 A	UC Santa Barbara		2	3			
												124 H	UC Santa Barbara		4	5			
												127 H	Utah Valley		3	2			
												127 H	Utah Valley		3	4			
												127 H	Utah Valley		5	1			
												127 H	Utah Valley		0	1			
												129 H	New Mexico		1	2			
												132 H	BYU		1	9			
												132 H	BYU		0	3			
												132 H	BYU		0	5			
												132 H	BYU		1	2			
												135 H	Boise St.		3	5			
												135 N	Boise St.		0	1			
												135 N	Boise St.		8	6			
												151 A	St. Mary's (CA)		4	1			
												151 A	St. Mary's (CA)		1	4			
												151 A	St. Mary's (CA)		0	2			
												151 A	St. Mary's (CA)		4	2			
												152 A	Loyola Marymount		6	3			
												152 A	Loyola Marymount		1	3			
												152 A	Loyola Marymount		2	4			
												152 A	Loyola Marymount		1	2			
												176 N	Fairfield		3	2			
												177 H	Bryant		0	1			
				LAST 10 GAMES															
				152 A	Loyola Marymount		1	3	127 H	Utah Valley		3	4	152 A	Loyola Marymount		1	3	
				152 A	Loyola Marymount		6	3	127 H	Utah Valley		3	2	152 A	Loyola Marymount		2	4	
				152 A	Loyola Marymount		2	4	127 H	Utah Valley		0	1	152 A	Loyola Marymount		1	2	
				152 A	Loyola Marymount		1	2	49 H	San Diego St.		1	4	176 N	Fairfield		3	2	
				127 H	Utah Valley		5	1	203 H	CSU Bakersfield		5	0	177 H	Bryant		0	1	

Non-Div. I Games:

San Diego

San Diego

Temple

Temple

RPI	S	Opponent	Score	
248	H	Saint Francis (PA)	2	1
258	A	La Salle	0	5
258	A	La Salle	11	1
265	H	Rhode Island	9	7
265	H	Rhode Island	10	2
269	A	St. Bonaventure	16	3
269	A	St. Bonaventure	16	7
272	A	Wagner	8	3
272	A	Wagner	9	5
280	H	Lafayette	8	10
280	H	Lafayette	9	0
286	N	Saint Peter's	12	2

Temple

T
e
m
p
l
e

T
e
m
p
l
e

Average RPI Win: 194		WON-LOST	WINNING	LAST 10	STRENGTH OF		OPP. STRENGTH	TEAM	ADJ	CONF.	ADJ CONF.
Average RPI Loss: 133		RECORD	PCT. RANK	GAMES	SCHEDULE		OF SCHEDULE	RPI	RPI	RPI	RPI
DIV. I ONLY		26-19-0	.57778	103	9-1-0		266	152	175	.47305	182
DIV. I NON-CONF.		14-16-0	.46667	157	1-0-0		201	111	181	.47388	185
TOTALS		RPI 1-25	RPI 26-50		W-L RECORDS		RPI 51-100		RPI 101-150		RPI 150+
26-19-0	0-2-0	0-1-0		OVERALL		4-5-0		5-4-0		17-7-0	
8-2-0	0-0-0	0-0-0		HOME		0-0-0		0-0-0		8-2-0	
8-8-0	0-0-0	0-0-0		AWAY		1-1-0		2-0-0		5-2-0	
10-9-0	0-2-0	0-1-0		NEUTRAL		3-2-0		3-2-0		4-2-0	
14-16-0	0-2-0	0-1-0		NON-CONFERENCE		4-5-0		5-4-0		5-4-0	
0-1-0	0-0-0	0-0-0		HOME		0-0-0		0-0-0		0-1-0	
4-6-0	0-0-0	0-0-		AWAY		1-3-0		2-2-0		1-1-0	
10-9-0	0-2-0	0-1-0		NEUTRAL		3-2-0		3-2-0		4-2-0	
12-3-0	0-0-0	0-0-0		CONFERENCE		0-0-0		0-0-0		12-3-0	
8-1-0	0-0-0	0-0-0		HOME		0-0-0		0-0-0		8-1-0	
4-2-0	0-0-0	0-0-0		AWAY		0-0-0		0-0-0		4-2-0	
0-0-0	0-0-0	0-0-0		NEUTRAL		0-0-0		0-0-0		0-0-0	
RPI S	Opponent	Score		RPI S	Opponent	Score		RPI S	Opponent	Score	
10 N	Tennessee	2	14	33 N	Oregon St.	2	3	60 A	Cal St. Fullerton	1	5
15 N	South Ala.	1	2					70 A	San Jose St.	1	9
								70 N	San Jose St.	4	10
								74 N	Utah	9	8
								74 N	Utah	3	9
								98 A	Nevada	5	6
								98 A	Nevada	6	4
								98 N	Nevada	5	4
								98 N	Nevada	9	6
								112 N	Fresno St.	6	5
								127 A	Utah Valley	8	6
								127 N	Utah Valley	11	3
								132 N	BYU	4	7
								135 A	Boise St.	6	4
								135 A	Boise St.	7	8
								135 A	Boise St.	0	8
								138 N	South Dakota	4	5
								140 N	Cal St. Northridge	4	1
								161 H	Portland St.	5	7
								161 H	Portland St.	6	4
								161 H	Portland St.	16	13
								188 N	Ohio	4	7
								218 A	Northern Colo.	9	5
								218 A	Northern Colo.	15	4
								218 A	Northern Colo.	14	8
								229 A	Southern Utah	7	8
								229 A	Southern Utah	15	5
								229 A	Southern Utah	4	6
								241 A	Utah St.	3	2
								241 H	Utah St.	4	12
								241 N	Utah St.	9	0
								241 N	Utah St.	2	3
								244 N	Charleston So.	8	5
								256 H	North Dakota	11	2
								256 H	North Dakota	10	2
								256 H	North Dakota	19	0
								256 H	North Dakota		

Non-Div. I Games:

Idaho St.

Idaho St.

Through Games Of April 28, 2013

RPI	S	Opponent	Score	
263	A	Santa Clara	3	4
263	N	Santa Clara	12	1
263	N	Santa Clara	6	4
267	H	Weber St.	7	2
267	H	Weber St.	9	6
267	H	Weber St.	9	3

Idaho St.

I
d
a
h
o
s
t
.

I
d
a
h
o
s
t
.

Average RPI Win: 167		WON-LOST	WINNING	LAST 10	STRENGTH OF		OPP. STRENGTH	TEAM	ADJ	CONF.	ADJ CONF.
Average RPI Loss: 101		RECORD	PCT. RANK	GAMES	SCHEDULE		OF SCHEDULE	RPI	RPI	RPI	RPI
DIV. I ONLY		14-28-0	.33333	232	3-7-0		89	101	186	.47264	183
DIV. I NON-CONF.		9-17-0	.34615	217	0-0-0		58	50	150	.49103	151
TOTALS		RPI 1-25	RPI 26-50		W-L RECORDS		RPI 51-100		RPI 101-150		RPI 150+
14-28-0		0-5-0	0-4-0		OVERALL		1-4-0		4-8-0		9-7-0
3-5-0		0-0-0	0-0-0		HOME		0-0-0		0-2-0		3-3-0
2-10-0		0-2-0	0-1-0		AWAY		0-3-0		0-2-0		2-2-0
9-13-0		0-3-0	0-3-0		NEUTRAL		1-1-0		4-4-0		4-2-0
9-17-0		0-5-0	0-4-0		NON-CONFERENCE		1-2-0		4-4-0		4-2-0
0-0-0		0-0-0	0-0-0		HOME		0-0-0		0-0-0		0-0-0
0-4-0		0-2-0	0-0-		AWAY		0-1-0		0-0-0		0-0-0
9-13-0		0-3-0	0-3-0		NEUTRAL		1-1-0		4-4-0		4-2-0
5-11-0		0-0-0	0-0-0		CONFERENCE		0-2-0		0-4-0		5-5-0
3-5-0		0-0-0	0-0-0		HOME		0-0-0		0-2-0		3-3-0
2-6-0		0-0-0	0-0-0		AWAY		0-2-0		0-2-0		2-2-0
0-0-0		0-0-0	0-0-0		NEUTRAL		0-0-0		0-0-0		0-0-0
RPI S	Opponent	Score	RPI S	Opponent	Score	RPI S	Opponent	Score	RPI S	Opponent	Score
5 N	Oregon	0 8	28 A	Western Ky.	2 5	63 A	Ball St.	0 13	109 A	Kent St.	2 8
8 A	Arizona St.	0 7	48 N	Georgia St.	2 11	63 A	Ball St.	4 10	109 A	Kent St.	1 2
11 N	Kentucky	4 8	49 N	San Diego St.	1 5	71 A	Illinois	2 6	117 N	Saint Louis	3 4
11 N	Kentucky	1 12	50 N	FGCU	1 7	83 N	Saint Joseph's	7 1	119 N	Cal Poly	3 2
12 A	Michigan	0 8				91 N	Fordham	0 1	120 H	Central Mich.	4 8
									120 H	Central Mich.	0 5
									121 N	Pittsburgh	3 4
									130 N	Loyola Chicago	8 6
									130 N	Loyola Chicago	3 6
									134 N	Penn St.	9 8
									140 N	Cal St. Northridge	1 6
									141 N	Stephen F. Austin	3 1
									153 A	Northern Ill.	7 6
									153 A	Northern Ill.	5 12
									156 N	Dayton	7 6
									164 N	Massachusetts	12 10
									188 H	Ohio	5 7
									188 H	Ohio	4 3
									190 H	Akron	2 4
									190 H	Akron	0 5
									191 N	LIU Brooklyn	3 8
									192 A	Miami (OH)	1 5
									192 A	Miami (OH)	15 2
									199 N	Valparaiso	2 1
									201 H	Eastern Mich.	7 2
									201 H	Eastern Mich.	4 3
									249 N	South Dakota St.	0 1
			LAST 10 GAMES								
			190 H	Akron	2 4	109 A	Kent St.	1 2			
			190 H	Akron	0 5	120 H	Central Mich.	4 8			
			188 H	Ohio	5 7	120 H	Central Mich.	0 5			
			188 H	Ohio	4 3	201 H	Eastern Mich.	4 3			
			109 A	Kent St.	2 8	201 H	Eastern Mich.	7 2			

Non-Div. I Games:

Western Mich.

RPI	S	Opponent	Score	
270	N	Maine	4	0

Western Mich.

W
e
s
t
e
r
n
M
i
c
h
.

W
e
s
t
e
r
n
M
i
c
h
.

[illegible]

Non-Div. I Games:

Boston U.

RPI	S	Opponent	Score	
270	H	Maine	9	5
270	H	Maine	2	0
272	N	Wagner	10	2
282	H	UMBC	8	0
282	H	UMBC	2	1
282	H	UMBC	3	1

Boston U.

B
o
s
t
o
n
U
.

B
o
s
t
o
n
U
.

**M
e
m
p
h
i
s**

Memphis

RPI	S	Opponent	Score	
275	H	Alcorn	3	2
276	N	Detroit	6	1

Memphis

M
e
m
p
h
i
s

M
e
m
p
h
i
s

Average RPI Win:		119	WON-LOST RECORD		WINNING PCT. RANK		LAST 10 GAMES		STRENGTH OF SCHEDULE		OPP. STRENGTH OF SCHEDULE		TEAM RPI		ADJ RPI		CONF. RPI		ADJ CONF. RPI						
DIV. I ONLY			14-37-0		.27451	259	3-7-0		78		67		197		.47116	186	10		10						
DIV. I NON-CONF.			10-22-0		.3125	233	0-5-0		64		55		164		.48694	155	9		9						
TOTALS		RPI 1-25		RPI 26-50			W-L RECORDS			RPI 51-100			RPI 101-150			RPI 150+									
14-37-0		1-5-0		0-6-0			OVERALL			5-14-0			3-6-0			5-6-0									
8-12-0		0-0-0		0-3-0			HOME			1-3-0			2-2-0			5-4-0									
5-18-0		1-5-0		0-3-0			AWAY			3-10-0			1-0-0			0-0-0									
1-7-0		0-0-0		0-0-0			NEUTRAL			1-1-0			0-4-0			0-2-0									
10-22-0		1-5-0		0-0-0			NON-CONFERENCE			4-9-0			1-6-0			4-2-0									
5-5-0		0-0-0		0-0-0			HOME			1-3-0			0-2-0			4-0-0									
4-10-0		1-5-0		0-0-			AWAY			2-5-0			1-0-0			0-0-0									
1-7-0		0-0-0		0-0-0			NEUTRAL			1-1-0			0-4-0			0-2-0									
4-15-0		0-0-0		0-6-0			CONFERENCE			1-5-0			2-0-0			1-4-0									
3-7-0		0-0-0		0-3-0			HOME			0-0-0			2-0-0			1-4-0									
1-8-0		0-0-0		0-3-0			AWAY			1-5-0			0-0-0			0-0-0									
0-0-0		0-0-0		0-0-0			NEUTRAL			0-0-0			0-0-0			0-0-0									
RPI	S	Opponent		Score		RPI	S	Opponent		Score		RPI	S	Opponent		Score		RPI	S	Opponent		Score			
7	A	Alabama		0	11	36	A	UAB		0	2	59	A	Auburn		1	3	112	A	Fresno St.		5	3		
19	A	Florida St.		2	1	36	A	UAB		0	1	60	A	Cal St. Fullerton		2	4	115	H	Troy		7	9		
21	A	La.-Lafayette		0	10	36	A	UAB		0	6	60	A	Cal St. Fullerton		3	1	115	H	Troy		4	6		
21	A	La.-Lafayette		2	18	37	H	Houston		3	5	65	A	Ole Miss		0	3	115	N	Troy		4	6		
25	A	Baylor		1	2	37	H	Houston		0	7	65	A	Ole Miss		7	4	115	N	Troy		7	11		
25	A	Baylor		0	3	37	H	Houston		2	10	75	H	Sam Houston St.		10	1	123	N	UC Davis		3	5		
												75	H	Sam Houston St.		0	3	123	N	UC Davis		2	5		
												78	H	Northwestern St.		2	3	136	H	East Carolina		4	2		
												78	H	Northwestern St.		5	10	136	H	East Carolina		1	0		
												80	A	UCF		0	2	162	H	Jacksonville St.		6	2		
												80	A	UCF		3	2	162	H	Jacksonville St.		7	6		
												80	A	UCF		2	3	170	H	Louisiana Tech		5	3		
												82	A	Georgia Tech		1	7	170	H	Louisiana Tech		4	3		
												82	A	Georgia Tech		0	4	185	H	Memphis		5	6		
												87	N	Appalachian St.		4	6	185	H	Memphis		1	19		
												87	N	Appalachian St.		5	3	185	H	Memphis		4	10		
												89	A	Marshall		6	8	197	N	Sacramento St.		2	3		
												89	A	Marshall		0	6	210	N	UC Riverside		2	10		
												89	A	Marshall		5	8	238	H	UTEP		4	10		
																		238	H	UTEP		4	3		
LAST 10 GAMES																									
136 H East Carolina						1		0		82 A Georgia Tech						0		4							
136 H East Carolina						4		2		82 A Georgia Tech						1		7							
80 A UCF						3		2		7 A Alabama						0		11							
80 A UCF						0		2		21 A La.-Lafayette						2		18							
80 A UCF						2		3		21 A La.-Lafayette						0		10							

Non-Div. I Games:

Southern Miss.

Average RPI Win: 162		WON-LOST	WINNING	LAST 10	STRENGTH OF		OPP. STRENGTH	TEAM	ADJ	CONF.	ADJ CONF.
Average RPI Loss: 109		RECORD	PCT. RANK	GAMES	SCHEDULE		OF SCHEDULE	RPI	RPI	RPI	RPI
DIV. I ONLY		18-29-0	.38298	212	3-7-0		134	97	185	.47079	187
DIV. I NON-CONF.		9-17-0	.34615	217	0-2-0		89	67	168	.47734	177
TOTALS		RPI 1-25	RPI 26-50		W-L RECORDS		RPI 51-100		RPI 101-150		RPI 150+
18-29-0		0-5-0	1-4-0		OVERALL		6-6-0		1-5-0		10-9-0
7-15-0		0-4-0	1-2-0		HOME		2-3-0		0-0-0		4-6-0
2-6-0		0-0-0	0-1-0		AWAY		2-2-0		0-2-0		0-1-0
9-8-0		0-1-0	0-1-0		NEUTRAL		2-1-0		1-3-0		6-2-0
9-17-0		0-5-0	0-2-0		NON-CONFERENCE		3-3-0		0-2-0		6-5-0
0-8-0		0-4-0	0-0-0		HOME		0-2-0		0-0-0		0-2-0
1-2-0		0-0-0	0-0-		AWAY		1-0-0		0-0-0		0-1-0
8-7-0		0-1-0	0-1-0		NEUTRAL		2-1-0		0-2-0		6-2-0
9-12-0		0-0-0	1-2-0		CONFERENCE		3-3-0		1-3-0		4-4-0
7-7-0		0-0-0	1-2-0		HOME		2-1-0		0-0-0		4-4-0
1-4-0		0-0-0	0-0-0		AWAY		1-2-0		0-2-0		0-0-0
1-1-0		0-0-0	0-0-0		NEUTRAL		0-0-0		1-1-0		0-0-0
RPI S	Opponent	Score	RPI S	Opponent	Score	RPI S	Opponent	Score	RPI S	Opponent	Score
1 H	Oklahoma	1 16	30 N	Mississippi St.	0 4	66 H	Oklahoma St.	3 11	124 N	UC Santa Barbara	1 7
1 H	Oklahoma	1 7	47 H	Illinois St.	2 15	66 H	Oklahoma St.	4 9	128 N	Albany (NY)	6 7
6 H	Nebraska	1 3	47 H	Illinois St.	3 7	79 N	Ga. Southern	3 4	147 N	Bradley	2 0
6 H	Nebraska	0 9	47 H	Illinois St.	5 4	87 N	Appalachian St.	4 3	147 N	Bradley	0 2
7 N	Alabama	0 2	50 A	FGCU	2 6	87 N	Appalachian St.	2 1	148 A	UNI	2 3
						92 A	Coastal Caro.	5 2	148 A	UNI	1 7
						94 H	Drake	6 1	163 A	La.-Monroe	1 3
						94 H	Drake	8 4	172 H	UMKC	2 4
						94 H	Drake	1 3	172 H	UMKC	0 7
						99 A	Southern Ill.	6 2	173 N	Samford	4 1
						99 A	Southern Ill.	6 14	174 H	Evansville	4 3
						99 A	Southern Ill.	6 7	174 H	Evansville	10 6
									174 H	Evansville	0 2
									178 H	Missouri St.	6 7
									178 H	Missouri St.	9 12
									209 N	Drexel	4 0
									212 N	Western Caro.	4 0
									212 N	Western Caro.	8 5
									230 H	Indiana St.	6 3
									230 H	Indiana St.	2 4
									230 H	Indiana St.	4 3
									237 N	Wright St.	2 3
									251 N	Mississippi Val.	1 3
									276 N	Detroit	13 4
									285 N	Grambling	8 0
			LAST 10 GAMES								
			94 H	Drake	8 4	178 H	Missouri St.	9 12			
			94 H	Drake	1 3	178 H	Missouri St.	6 7			
			94 H	Drake	6 1	47 H	Illinois St.	3 7			
			66 H	Oklahoma St.	4 9	47 H	Illinois St.	5 4			
			66 H	Oklahoma St.	3 11	47 H	Illinois St.	2 15			

Non-Div. I Games:

Wichita St.

Average RPI Win: 201		WON-LOST	WINNING	LAST 10	STRENGTH OF		OPP. STRENGTH	TEAM	ADJ	CONF.	ADJ CONF.
Average RPI Loss: 126		RECORD	PCT. RANK	GAMES	SCHEDULE		OF SCHEDULE	RPI	RPI	RPI	RPI
DIV. I ONLY		24-25-0	.4898	139	5-5-0		218	187	188	.47048	188
DIV. I NON-CONF.		17-14-0	.54839	115	2-2-0		216	201	153	.48659	156
TOTALS		RPI 1-25	RPI 26-50		W-L RECORDS		RPI 51-100		RPI 101-150		RPI 150+
24-25-0	0-2-0	0-0-0		OVERALL		0-9-0		5-3-0		19-11-0	
4-10-0	0-0-0	0-0-0		HOME		0-6-0		0-0-0		4-4-0	
11-10-0	0-1-0	0-0-0		AWAY		0-2-0		5-2-0		6-5-0	
9-5-0	0-1-0	0-0-0		NEUTRAL		0-1-0		0-1-0		9-2-0	
17-14-0	0-2-0	0-0-0		NON-CONFERENCE		0-7-0		3-1-0		14-4-0	
4-6-0	0-0-0	0-0-0		HOME		0-4-0		0-0-0		4-2-0	
4-3-0	0-1-0	0-0-0		AWAY		0-2-0		3-0-0		1-0-0	
9-5-0	0-1-0	0-0-0		NEUTRAL		0-1-0		0-1-0		9-2-0	
7-11-0	0-0-0	0-0-0		CONFERENCE		0-2-0		2-2-0		5-7-0	
0-4-0	0-0-0	0-0-0		HOME		0-2-0		0-0-0		0-2-0	
7-7-0	0-0-0	0-0-0		AWAY		0-0-0		2-2-0		5-5-0	
0-0-0	0-0-0	0-0-0		NEUTRAL		0-0-0		0-0-0		0-0-0	
RPI S	Opponent	Score		RPI S	Opponent	Score		RPI S	Opponent	Score	
9 A	Washington	1	17					103 A	UNLV	11	3
18 N	UCLA	2	11					109 A	Kent St.	1	2
								109 A	Kent St.	8	0
								125 A	Bowling Green	2	3
								125 A	Bowling Green	5	1
								136 A	East Carolina	4	3
								136 A	East Carolina	8	1
								147 N	Bradley	3	12
								153 A	Northern Ill.	0	2
								153 A	Northern Ill.	2	3
								156 H	Dayton	4	7
								156 H	Dayton	3	6
								159 N	Towson	5	7
								163 N	La.-Monroe	15	6
								175 N	Tennessee Tech	3	2
								182 N	Idaho St.	7	4
								183 A	Western Mich.	7	5
								183 A	Western Mich.	3	4
								190 A	Akron	4	2
								190 A	Akron	6	0
								192 H	Miami (OH)	0	1
								192 H	Miami (OH)	5	11
								202 N	Boston College	8	6
								206 A	Seattle	7	4
								206 N	Seattle	5	0
								211 A	Buffalo	8	1
								211 A	Buffalo	3	4
LAST 10 GAMES											
				153 A	Northern Ill.	2	3	190 A	Akron	6	0
				153 A	Northern Ill.	0	2	237 H	Wright St.	5	1
				183 A	Western Mich.	7	5	237 H	Wright St.	13	1
				183 A	Western Mich.	3	4	89 H	Marshall	0	4
				190 A	Akron	4	2	89 H	Marshall	2	3

Non-Div. I Games:

Ohio

RPI	S	Opponent	Score	
237	H	Wright St.	5	1
237	H	Wright St.	13	1
250	N	Cleveland St.	3	1
253	H	Canisius	7	6
253	H	Canisius	4	0
260	A	Toledo	6	0
260	A	Toledo	3	4
261	N	Niagara	14	5
271	N	Yale	1	7
277	N	Rider	8	0
281	N	N.C. Central	11	0

Ohio

O
h
i
o

O
h
i
o

Average RPI Win:	217	WON-LOST RECORD	WINNING PCT. RANK	LAST 10 GAMES		STRENGTH OF SCHEDULE	OPP. STRENGTH OF SCHEDULE	TEAM RPI	ADJ RPI	CONF. RPI	ADJ CONF. RPI
DIV. I ONLY		22-20-0	.52381 128	5-5-0		220	249	187	.4695 189	23	23
DIV. I NON-CONF.		12-10-0	.54545 118	1-1-0		237	275	190	.46904 192	23	24
TOTALS	RPI 1-25		RPI 26-50	W-L RECORDS		RPI 51-100			RPI 101-150		RPI 150+
22-20-0	0-0-0		0-0-0	OVERALL		3-5-0			1-3-0		18-12-0
7-5-0	0-0-0		0-0-0	HOME		1-1-0			0-0-0		6-4-0
7-10-0	0-0-0		0-0-0	AWAY		1-2-0			0-2-0		6-5-0
8-5-0	0-0-0		0-0-0	NEUTRAL		1-1-0			1-1-0		6-3-0
12-10-0	0-0-0		0-0-0	NON-CONFERENCE		1-3-0			1-1-0		10-6-0
1-1-0	0-0-0		0-0-0	HOME		0-0-0			0-0-0		1-1-0
3-4-0	0-0-0		0-0-	AWAY		0-2-0			0-0-0		3-2-0
8-5-0	0-0-0		0-0-0	NEUTRAL		1-1-0			1-1-0		6-3-0
10-10-0	0-0-0		0-0-0	CONFERENCE		2-2-0			0-2-0		8-6-0
6-4-0	0-0-0		0-0-0	HOME		1-1-0			0-0-0		5-3-0
4-6-0	0-0-0		0-0-0	AWAY		1-1-0			0-2-0		3-3-0
0-0-0	0-0-0		0-0-0	NEUTRAL		0-0-0			0-0-0		0-0-0
RPI S Opponent	Score		RPI S Opponent	Score		RPI S Opponent	Score		RPI S Opponent	Score	
						61 N Eastern Ill.	3 2		118 A Central Conn. St.	1 9	
						69 N Creighton	0 4		118 A Central Conn. St.	0 4	
						86 A Stetson	0 3		127 N Utah Valley	1 2	
						86 A Stetson	2 5		128 N Albany (NY)	7 4	
						96 A Monmouth	7 4		177 H Bryant	1 8	
						96 A Monmouth	0 1		177 H Bryant	3 1	
						100 H Robert Morris	0 1		190 N Akron	3 1	
						100 H Robert Morris	3 2		191 H LIU Brooklyn	5 2	
									191 H LIU Brooklyn	0 4	
									199 N Valparaiso	0 1	
									200 H St. John's (NY)	2 3	
									205 N Butler	0 3	
									221 N Green Bay	2 1	
									223 A Quinnipiac	0 4	
									223 A Quinnipiac	7 1	
									235 H Sacred Heart	8 2	
									235 H Sacred Heart	1 3	
									240 A Norfolk St.	1 5	
									243 A Columbia	10 7	
									243 A Columbia	4 5	
									246 N Youngstown St.	1 5	
									247 A Mt. St. Mary's	11 2	
				LAST 10 GAMES					247 A Mt. St. Mary's	1 3	
				272 A Wagner	5 1	118 A Central Conn. St.	1 9		248 H Saint Francis (PA)	2 1	
				272 A Wagner	3 4	118 A Central Conn. St.	0 4		248 H Saint Francis (PA)	2 1	
				248 H Saint Francis (PA)	2 1	223 A Quinnipiac	7 1		254 H Iona	9 1	
				248 H Saint Francis (PA)	2 1	223 A Quinnipiac	0 4		255 N Colgate	7 2	
				254 H Iona	9 1	200 H St. John's (NY)	2 3				

Non-Div. I Games:

Fairleigh Dickinson

RPI	S	Opponent	Score	
255	N	Colgate	3	2
272	A	Wagner	3	4
272	A	Wagner	5	1
274	N	Delaware St.	9	1
274	N	Delaware St.	4	2
286	A	Saint Peter's	9	7
286	A	Saint Peter's	10	2

Fairleigh Dickinson

F
a
i
r
l
e
i
g
h
D
i
c
k
i
n
s
o
n

F
a
i
r
l
e
i
g
h
D
i
c
k
i
n
s
o
n

Average RPI Win: 195		WON-LOST RECORD		WINNING PCT. RANK		LAST 10 GAMES		STRENGTH OF SCHEDULE		OPP. STRENGTH OF SCHEDULE		TEAM RPI		ADJ RPI		CONF. RPI		ADJ CONF. RPI	
DIV. I ONLY		21-24-0		.46667 156		5-5-0		203		208		192		.46897 190		19		18	
DIV. I NON-CONF.		14-13-0		.51852 127		1-1-0		195		227		159		.48425 161		19		19	
TOTALS		RPI 1-25		RPI 26-50		W-L RECORDS		RPI 51-100		RPI 101-150		RPI 150+							
21-24-0		0-0-0		1-1-0		OVERALL		0-3-0		2-7-0		18-13-0							
1-6-0		0-0-0		0-0-0		HOME		0-2-0		0-0-0		1-4-0							
10-10-0		0-0-0		1-0-0		AWAY		0-1-0		0-5-0		9-4-0							
10-8-0		0-0-0		0-1-0		NEUTRAL		0-0-0		2-2-0		8-5-0							
14-13-0		0-0-0		1-1-0		NON-CONFERENCE		0-1-0		2-3-0		11-8-0							
0-1-0		0-0-0		0-0-0		HOME		0-0-0		0-0-0		0-1-0							
4-4-0		0-0-0		1-0-		AWAY		0-1-0		0-1-0		3-2-0							
10-8-0		0-0-0		0-1-0		NEUTRAL		0-0-0		2-2-0		8-5-0							
7-11-0		0-0-0		0-0-0		CONFERENCE		0-2-0		0-4-0		7-5-0							
1-5-0		0-0-0		0-0-0		HOME		0-2-0		0-0-0		1-3-0							
6-6-0		0-0-0		0-0-0		AWAY		0-0-0		0-4-0		6-2-0							
0-0-0		0-0-0		0-0-0		NEUTRAL		0-0-0		0-0-0		0-0-0							
RPI S	Opponent	Score		RPI S	Opponent	Score		RPI S	Opponent	Score		RPI S	Opponent	Score					
				39 N	James Madison	2	3	63 H	Ball St.	6	11	106 A	Col. of Charleston	0	5				
				48 A	Georgia St.	2	0	63 H	Ball St.	0	5	109 A	Kent St.	3	5				
								79 A	Ga. Southern	4	6	109 A	Kent St.	1	2				
												110 N	Penn	7	2				
												115 N	Troy	3	6				
												125 A	Bowling Green	0	2				
												125 A	Bowling Green	0	3				
												126 N	Lehigh	0	4				
												138 N	South Dakota	5	1				
												153 A	Northern Ill.	0	3				
												153 A	Northern Ill.	7	5				
												156 H	Dayton	3	4				
												158 A	George Washington	4	7				
												158 A	George Washington	7	9				
												159 N	Towson	7	5				
												175 N	Tennessee Tech	1	3				
												175 N	Tennessee Tech	9	2				
												183 A	Western Mich.	4	2				
												183 A	Western Mich.	5	0				
												188 H	Ohio	0	6				
												188 H	Ohio	2	4				
												189 N	Fairleigh Dickinson	1	3				
												192 H	Miami (OH)	8	1				
												192 H	Miami (OH)	6	7				
												198 N	East Tenn. St.	3	2				
												200 N	St. John's (NY)	0	6				
												200 N	St. John's (NY)	14	1				
LAST 10 GAMES																			
				183 A	Western Mich.	4	2	188 H	Ohio	2	4	192 H	Miami (OH)	8	1				
				183 A	Western Mich.	5	0	188 H	Ohio	0	6	192 H	Miami (OH)	6	7				
				153 A	Northern Ill.	0	3	261 A	Niagara	4	1	198 N	East Tenn. St.	3	2				
				153 A	Northern Ill.	7	5	192 H	Miami (OH)	6	7	200 N	St. John's (NY)	0	6				
				156 H	Dayton	3	4	192 H	Miami (OH)	8	1	200 N	St. John's (NY)	14	1				

Non-Div. I Games:

Akron

RPI	S	Opponent	Score	
200	N	St. John's (NY)	4	2
205	N	Butler	2	1
211	A	Buffalo	10	1
211	A	Buffalo	3	2
218	N	Northern Colo.	2	10
235	N	Sacred Heart	1	3
250	A	Cleveland St.	3	2
250	A	Cleveland St.	5	4
256	N	North Dakota	8	3
259	N	Holy Cross	9	5
260	A	Toledo	15	5
260	A	Toledo	2	6
261	A	Niagara	4	1

Akron

A
k
r
o
n

A
k
r
o
n

Average RPI Win:		186	WON-LOST RECORD		WINNING PCT. RANK		LAST 10 GAMES		STRENGTH OF SCHEDULE		OPP. STRENGTH OF SCHEDULE		TEAM RPI		ADJ RPI		CONF. RPI		ADJ CONF. RPI				
Average RPI Loss:		114																					
DIV. I ONLY			17-35-0		.32692	234	6-4-0		94		155		196		.4687	191	23		23				
DIV. I NON-CONF.			4-28-0		.125	279	0-1-0		67		65		242		.43386	235	23		24				
TOTALS		RPI 1-25		RPI 26-50		W-L RECORDS		RPI 51-100		RPI 101-150		RPI 150+											
17-35-0		1-3-0		0-6-0		OVERALL		2-7-0		2-9-0		12-10-0											
7-5-0		1-0-0		0-0-0		HOME		1-1-0		0-2-0		5-2-0											
8-6-0		0-1-0		0-0-0		AWAY		1-1-0		1-1-0		6-3-0											
2-24-0		0-2-0		0-6-0		NEUTRAL		0-5-0		1-6-0		1-5-0											
4-28-0		1-3-0		0-6-0		NON-CONFERENCE		0-5-0		2-7-0		1-7-0											
1-1-0		1-0-0		0-0-0		HOME		0-0-0		0-0-0		0-1-0											
1-3-0		0-1-0		0-0-		AWAY		0-0-0		1-1-0		0-1-0											
2-24-0		0-2-0		0-6-0		NEUTRAL		0-5-0		1-6-0		1-5-0											
13-7-0		0-0-0		0-0-0		CONFERENCE		2-2-0		0-2-0		11-3-0											
6-4-0		0-0-0		0-0-0		HOME		1-1-0		0-2-0		5-1-0											
7-3-0		0-0-0		0-0-0		AWAY		1-1-0		0-0-0		6-2-0											
0-0-0		0-0-0		0-0-0		NEUTRAL		0-0-0		0-0-0		0-0-0											
RPI	S	Opponent		Score		RPI	S	Opponent		Score		RPI	S	Opponent		Score		RPI	S	Opponent		Score	
5	N	Oregon		1	8	30	N	Mississippi St.		0	2	66	N	Oklahoma St.		0	6	102	N	Maryland		3	5
12	H	Michigan		2	1	31	N	Virginia Tech		1	9	74	N	Utah		0	7	102	N	Maryland		1	18
19	N	Florida St.		1	15	43	N	South Fla.		0	5	91	N	Fordham		6	14	108	N	Chattanooga		4	6
24	A	Hofstra		1	9	44	N	Notre Dame		0	5	96	H	Monmouth		2	8	118	H	Central Conn. St.		1	9
						45	N	Northwestern		9	10	96	H	Monmouth		2	1	118	H	Central Conn. St.		0	5
						47	N	Illinois St.		0	17	98	N	Nevada		0	3	119	N	Cal Poly		2	14
												99	N	Southern Ill.		2	4	121	N	Pittsburgh		5	13
												100	A	Robert Morris		7	3	130	N	Loyola Chicago		0	2
												100	A	Robert Morris		0	1	132	N	BYU		3	2
																		133	A	Fla. Atlantic		7	4
																		133	A	Fla. Atlantic		1	6
																		152	N	Loyola Marymount		4	9
																		168	H	Stony Brook		7	8
																		175	N	Tennessee Tech		3	9
																		177	H	Bryant		12	4
																		177	H	Bryant		8	7
																		183	N	Western Mich.		8	3
																		189	A	Fairleigh Dickinson		4	0
																		189	A	Fairleigh Dickinson		2	5
																		200	A	St. John's (NY)		5	7
																		202	N	Boston College		4	7
																		214	N	Radford		0	11
																		223	A	Quinnipiac		4	2
																		223	A	Quinnipiac		9	7
																		235	A	Sacred Heart		4	5
																		235	A	Sacred Heart		3	2
																		239	N	Florida A&M		3	5
LAST 10 GAMES																							
																		247	H	Mt. St. Mary's		2	4
																		247	H	Mt. St. Mary's		5	0
																		96	H	Monmouth		2	8
																		96	H	Monmouth		2	1
																		24	A	Hofstra		1	9
																		248	A	Saint Francis (PA)		10	0
																		248	A	Saint Francis (PA)		6	5
																		100	A	Robert Morris		0	1
																		100	A	Robert Morris		7	3
																		272	H	Wagner		6	5

Non-Div. I Games:

LIU Brooklyn

RPI	S	Opponent	Score	
247	H	Mt. St. Mary's	2	4
247	H	Mt. St. Mary's	5	0
248	A	Saint Francis (PA)	6	5
248	A	Saint Francis (PA)	10	0
272	H	Wagner	6	5
272	H	Wagner	5	1

LIU Brooklyn

L
I
U
B
r
o
o
k
l
y
n

L
I
U
B
r
o
o
k
l
y
n

RPI	S	Opponent	Score	
213	N	Harvard	2	7
216	A	Northern Ky.	5	4
229	N	Southern Utah	2	10
260	A	Toledo	7	5
260	A	Toledo	11	10

Miami (OH)

M
i
a
m
i
(
O
H
)

M
i
a
m
i
(
O
H
)

A
u
s
t
i
n
P
e
a
y

Austin Peay

Average RPI Win:	211	WON-LOST	WINNING	LAST 10	STRENGTH OF	OPP. STRENGTH	TEAM	ADJ	CONF.	ADJ CONF.					
Average RPI Loss:	181	RECORD	PCT. RANK	GAMES	SCHEDULE	OF SCHEDULE	RPI	RPI	RPI	RPI					
DIV. I ONLY	25-18-0	.5814	98	9-1-0	256	231	180	.46609	194	24	24				
DIV. I NON-CONF.	10-13-0	.43478	174	0-0-0	253	208	223	.43736	231	26	26				
<hr/>															
TOTALS	RPI 1-25	RPI 26-50		W-L RECORDS		RPI 51-100		RPI 101-150		RPI 150+					
25-18-0	0-0-0	0-1-0		OVERALL		2-1-0		2-4-0		21-12-0					
7-4-0	0-0-0	0-0-0		HOME		0-0-0		0-0-0		7-4-0					
10-8-0	0-0-0	0-1-0		AWAY		0-1-0		1-2-0		9-3-0					
8-6-0	0-0-0	0-0-0		NEUTRAL		2-0-0		1-1-0		5-5-0					
<hr/>															
10-13-0	0-0-0	0-1-0		NON-CONFERENCE		2-1-0		1-3-0		7-8-0					
0-1-0	0-0-0	0-0-0		HOME		0-0-0		0-0-0		0-1-0					
2-6-0	0-0-0	0-0-		AWAY		0-1-0		0-2-0		2-2-0					
8-6-0	0-0-0	0-0-0		NEUTRAL		2-0-0		1-1-0		5-5-0					
<hr/>															
15-5-0	0-0-0	0-0-0		CONFERENCE		0-0-0		1-1-0		14-4-0					
7-3-0	0-0-0	0-0-0		HOME		0-0-0		0-0-0		7-3-0					
8-2-0	0-0-0	0-0-0		AWAY		0-0-0		1-1-0		7-1-0					
0-0-0	0-0-0	0-0-0		NEUTRAL		0-0-0		0-0-0		0-0-0					
<hr/>															
RPI	S	Opponent	Score	RPI	S	Opponent	Score	RPI	S	Opponent	Score				
				50	A	FGCU	2 3	86	A	Stetson	0 7	102	N	Maryland	4 0
				95	N	Iowa St.	8 7	110	A	Penn	1 3				
				100	N	Robert Morris	3 0	110	A	Penn	4 1				
				133	A	Fla. Atlantic	1 2								
				133	A	Fla. Atlantic	0 5								
				143	N	Rutgers	5 6								
				158	A	George Washington	2 1								
				158	A	George Washington	3 2								
				160	N	Seton Hall	0 5								
				165	H	Princeton	7 9								
				165	H	Princeton	4 1								
				202	H	Boston College	6 19								
				204	H	Cornell	9 10								
				204	H	Cornell	6 2								
				208	N	Elon	4 3								
				213	A	Harvard	13 1								
				213	A	Harvard	5 4								
				213	H	Harvard	7 1								
				213	H	Harvard	1 4								
				220	N	Liberty	4 10								
				223	N	Quinnipiac	4 0								
				233	N	Bethune-Cookman	1 2								
				233	N	Bethune-Cookman	8 4								
				233	N	Bethune-Cookman	3 2								
				233	N	Bethune-Cookman	6 9								
235	A	Sacred Heart	3 6												
235	A	Sacred Heart	6 7												
LAST 10 GAMES															
213	A	Harvard	5 4	271	A	Yale	8 0	233	N	Bethune-Cookman	8 4				
213	A	Harvard	13 1	271	A	Yale	10 1	233	N	Bethune-Cookman	3 2				
213	H	Harvard	1 4	271	A	Yale	10 8	233	N	Bethune-Cookman	6 9				
213	H	Harvard	7 1	268	H	Brown	5 0	235	A	Sacred Heart	3 6				
271	A	Yale	5 0	268	H	Brown	9 1	235	A	Sacred Heart	6 7				

Non-Div. I Games:

Dartmouth

RPI	S	Opponent	Score	
239	N	Florida A&M	6	2
243	A	Columbia	6	9
243	A	Columbia	5	1
265	N	Rhode Island	3	4
268	H	Brown	5	0
268	H	Brown	10	0
268	H	Brown	5	1
268	H	Brown	9	1
271	A	Yale	5	0
271	A	Yale	8	0
271	A	Yale	10	1
271	A	Yale	10	8

Dartmouth

D
a
r
t
m
o
u
t
h

D
a
r
t
m
o
u
t
h

Average RPI Win:	177	WON-LOST RECORD	WINNING PCT. RANK	LAST 10 GAMES	STRENGTH OF SCHEDULE	OPP. STRENGTH OF SCHEDULE	TEAM RPI	ADJ RPI	CONF. RPI	ADJ CONF. RPI		
DIV. I ONLY		22-28-0	.44	172	3-7-0	190	182	195	.466	195	20	20
DIV. I NON-CONF.		15-14-0	.51724	128	1-1-0	226	171	165	.4801	167	20	20
<hr/>												
TOTALS	RPI 1-25	RPI 26-50		W-L RECORDS		RPI 51-100		RPI 101-150		RPI 150+		
22-28-0	1-3-0	1-3-0		OVERALL		2-5-0		5-4-0		13-13-0		
6-9-0	0-0-0	0-0-0		HOME		0-0-0		2-3-0		4-6-0		
9-14-0	0-2-0	1-2-0		AWAY		2-4-0		2-1-0		4-5-0		
7-5-0	1-1-0	0-1-0		NEUTRAL		0-1-0		1-0-0		5-2-0		
15-14-0	1-3-0	1-3-0		NON-CONFERENCE		0-1-0		2-1-0		11-6-0		
4-3-0	0-0-0	0-0-0		HOME		0-0-0		1-1-0		3-2-0		
4-6-0	0-2-0	1-0-		AWAY		0-0-0		0-0-0		3-2-0		
7-5-0	1-1-0	0-1-0		NEUTRAL		0-1-0		1-0-0		5-2-0		
7-14-0	0-0-0	0-0-0		CONFERENCE		2-4-0		3-3-0		2-7-0		
2-6-0	0-0-0	0-0-0		HOME		0-0-0		1-2-0		1-4-0		
5-8-0	0-0-0	0-0-0		AWAY		2-4-0		2-1-0		1-3-0		
0-0-0	0-0-0	0-0-0		NEUTRAL		0-0-0		0-0-0		0-0-0		
<hr/>												
RPI S	Opponent	Score		RPI S	Opponent	Score		RPI S	Opponent	Score		
3 A	Florida	0	11	41 A	South Carolina	5	10	88 A	Longwood	4	2	
19 A	Florida St.	0	8	44 N	Notre Dame	5	8	88 A	Longwood	2	4	
23 N	Wisconsin	5	3	46 A	USC Upstate	1	9	88 A	Longwood	6	2	
23 N	Wisconsin	0	8	48 A	Georgia St.	16	15	92 A	Coastal Caro.	2	6	
								92 A	Coastal Caro.	1	5	
								92 A	Coastal Caro.	2	14	
								94 N	Drake	1	9	

Non-Div. I Games:

Presbyterian

Presbyterian

Average RPI Win: 230		WON-LOST RECORD	WINNING PCT. RANK		LAST 10 GAMES	STRENGTH OF SCHEDULE	OPP. STRENGTH OF SCHEDULE	TEAM RPI	ADJ RPI	CONF. RPI	ADJ CONF. RPI	
Average RPI Loss: 176												
DIV. I ONLY		30-20-0	.6	89	9-1-0	269	246	190	.46532	196	28	28
DIV. I NON-CONF.		18-12-0	.6	82	2-0-0	261	242	178	.47433	183	28	28
<hr/>												
TOTALS		RPI 1-25		RPI 26-50		W-L RECORDS		RPI 51-100		RPI 101-150		RPI 150+
30-20-0		0-0-0		0-0-0		OVERALL		1-3-0		4-6-0		25-11-0
11-4-0		0-0-0		0-0-0		HOME		0-0-0		2-0-0		9-4-0
12-8-0		0-0-0		0-0-0		AWAY		0-1-0		1-3-0		11-4-0
7-8-0		0-0-0		0-0-0		NEUTRAL		1-2-0		1-3-0		5-3-0
18-12-0		0-0-0		0-0-0		NON-CONFERENCE		1-3-0		3-3-0		14-6-0
6-1-0		0-0-0		0-0-0		HOME		0-0-0		2-0-0		4-1-0
5-3-0		0-0-0		0-0-		AWAY		0-1-0		0-0-0		5-2-0
7-8-0		0-0-0		0-0-0		NEUTRAL		1-2-0		1-3-0		5-3-0
12-8-0		0-0-0		0-0-0		CONFERENCE		0-0-0		1-3-0		11-5-0
5-3-0		0-0-0		0-0-0		HOME		0-0-0		0-0-0		5-3-0
7-5-0		0-0-0		0-0-0		AWAY		0-0-0		1-3-0		6-2-0
0-0-0		0-0-0		0-0-0		NEUTRAL		0-0-0		0-0-0		0-0-0
RPI	S	Opponent	Score	RPI	S	Opponent	Score	RPI	S	Opponent	Score	
								59	A	Auburn	0	8
								61	N	Eastern Ill.	1	10
								69	N	Creighton	0	4
								100	N	Robert Morris	5	0

Non-Div. I Games:

Army

RPI	S	Opponent	Score	
255	H	Colgate	4	3
255	H	Colgate	5	3
255	H	Colgate	2	3
259	A	Holy Cross	3	1
259	A	Holy Cross	4	2
259	A	Holy Cross	1	2
259	A	Holy Cross	2	7
271	H	Yale	10	2
271	H	Yale	8	0
272	N	Wagner	12	6
277	A	Rider	4	2
277	A	Rider	11	3
277	N	Rider	3	4
280	A	Lafayette	7	5
280	A	Lafayette	8	3
280	A	Lafayette	3	1
280	A	Lafayette	1	0
286	A	Saint Peter's	10	0
286	A	Saint Peter's	8	1

Army

A
r
m
y

A
r
m
y

Average RPI Win:	178	WON-LOST RECORD	WINNING PCT. RANK	LAST 10 GAMES	STRENGTH OF SCHEDULE	OPP. STRENGTH OF SCHEDULE	TEAM RPI	ADJ RPI	CONF. RPI	ADJ CONF. RPI		
DIV. I ONLY		21-18-0	.53846	120	5-5-0	271	131	202	.46438	197	26	25
DIV. I NON-CONF.		15-12-0	.55556	107	1-0-0	233	104	151	.49431	149	24	23
<hr/>												
TOTALS	RPI 1-25	RPI 26-50		W-L RECORDS		RPI 51-100		RPI 101-150		RPI 150+		
21-18-0	0-1-0	0-0-0		OVERALL		3-4-0		5-3-0		13-10-0		
8-9-0	0-1-0	0-0-0		HOME		2-3-0		2-1-0		4-4-0		
7-8-0	0-0-0	0-0-0		AWAY		0-1-0		1-2-0		6-5-0		
6-1-0	0-0-0	0-0-0		NEUTRAL		1-0-0		2-0-0		3-1-0		
15-12-0	0-1-0	0-0-0		NON-CONFERENCE		3-4-0		5-3-0		7-4-0		
4-7-0	0-1-0	0-0-0		HOME		2-3-0		2-1-0		0-2-0		
5-4-0	0-0-0	0-0-		AWAY		0-1-0		1-2-0		4-1-0		
6-1-0	0-0-0	0-0-0		NEUTRAL		1-0-0		2-0-0		3-1-0		
6-6-0	0-0-0	0-0-0		CONFERENCE		0-0-0		0-0-0		6-6-0		
4-2-0	0-0-0	0-0-0		HOME		0-0-0		0-0-0		4-2-0		
2-4-0	0-0-0	0-0-0		AWAY		0-0-0		0-0-0		2-4-0		
0-0-0	0-0-0	0-0-0		NEUTRAL		0-0-0		0-0-0		0-0-0		
RPI S	Opponent	Score	RPI S	Opponent	Score	RPI S	Opponent	Score	RPI S	Opponent	Score	
14 H	California	0 1				55 H	Kansas	1 0	112 A	Fresno St.	2 3	
						62 H	Pacific	0 3	112 H	Fresno St.	3 0	
						70 A	San Jose St.	2 8	119 A	Cal Poly	2 0	
						70 H	San Jose St.	2 5	119 A	Cal Poly	1 2	
						98 H	Nevada	1 0	123 H	UC Davis	5 4	
						98 H	Nevada	1 5	123 H	UC Davis	1 4	
						98 N	Nevada	9 7	123 N	UC Davis	2 1	
									143 N	Rutgers	4 1	
									151 A	St. Mary's (CA)	0 2	
									151 A	St. Mary's (CA)	6 3	
									151 H	St. Mary's (CA)	3 9	
									153 N	Northern Ill.	13 5	
									161 A	Portland St.	0 1	
									161 A	Portland St.	5 6	
									161 A	Portland St.	8 0	
									167 H	Texas St.	0 1	
									186 N	Southern Miss.	3 2	
									210 N	UC Riverside	1 2	
									218 H	Northern Colo.	1 0	
									218 H	Northern Colo.	2 1	
									218 H	Northern Colo.	3 6	
									229 A	Southern Utah	1 3	
									229 A	Southern Utah	5 6	
									229 A	Southern Utah	8 0	
									238 N	UTEP	3 2	
									263 A	Santa Clara	6 3	
									263 A	Santa Clara	3 2	
LAST 10 GAMES			LAST 10 GAMES			LAST 10 GAMES			LAST 10 GAMES			
						161 A	Portland St.	5 6	267 H	Weber St.	4 6	
						161 A	Portland St.	0 1	229 A	Southern Utah	5 6	
						161 A	Portland St.	8 0	229 A	Southern Utah	8 0	
						267 H	Weber St.	7 0	229 A	Southern Utah	1 3	
						267 H	Weber St.	3 0	98 H	Nevada	1 0	

Non-Div. I Games:

Sacramento St.

RPI	S	Opponent	Score	
263	A	Santa Clara	4	3
267	H	Weber St.	4	6
267	H	Weber St.	3	0
267	H	Weber St.	7	0

Sacramento St.

S
a
c
r
a
m
e
n
t
o
S
t
.

S
a
c
r
a
m
e
n
t
o
S
t
.

Average RPI Win: 157		WON-LOST	WINNING	LAST 10	STRENGTH OF		OPP. STRENGTH	TEAM	ADJ	CONF.	ADJ CONF.
Average RPI Loss: 110		RECORD	PCT. RANK	GAMES	SCHEDULE		OF SCHEDULE	RPI	RPI	RPI	RPI
DIV. I ONLY		13-34-0	.2766	258	3-7-0		76	140	203	.46383	198
DIV. I NON-CONF.		12-10-0	.54545	118	2-0-0		142	231	128	.50839	125
TOTALS		RPI 1-25	RPI 26-50		W-L RECORDS		RPI 51-100		RPI 101-150		RPI 150+
13-34-0		0-0-0	2-4-0		OVERALL		0-16-0		4-2-0		7-12-0
7-11-0		0-0-0	1-2-0		HOME		0-8-0		1-1-0		5-0-0
4-18-0		0-0-0	0-2-0		AWAY		0-7-0		3-0-0		1-9-0
2-5-0		0-0-0	1-0-0		NEUTRAL		0-1-0		0-1-0		1-3-0
12-10-0		0-0-0	1-0-0		NON-CONFERENCE		0-2-0		4-2-0		7-6-0
6-1-0		0-0-0	0-0-0		HOME		0-0-0		1-1-0		5-0-0
4-4-0		0-0-0	0-0-		AWAY		0-1-0		3-0-0		1-3-0
2-5-0		0-0-0	1-0-0		NEUTRAL		0-1-0		0-1-0		1-3-0
1-24-0		0-0-0	1-4-0		CONFERENCE		0-14-0		0-0-0		0-6-0
1-10-0		0-0-0	1-2-0		HOME		0-8-0		0-0-0		0-0-0
0-14-0		0-0-0	0-2-0		AWAY		0-6-0		0-0-0		0-6-0
0-0-0		0-0-0	0-0-0		NEUTRAL		0-0-0		0-0-0		0-0-0
RPI	S	Opponent	Score	RPI	S	Opponent	Score	RPI	S	Opponent	Score
				39	N	James Madison	5 4	51	H	Kennesaw St.	1 8
				46	A	USC Upstate	0 11	51	H	Kennesaw St.	0 1
				46	A	USC Upstate	0 12	52	H	Lipscomb	0 7
				46	H	USC Upstate	3 2	52	H	Lipscomb	0 2
				50	H	FGCU	9 10	52	H	Lipscomb	0 8
				50	H	FGCU	0 5	53	A	North Florida	1 5
								53	A	North Florida	0 10
								53	A	North Florida	0 1
								59	A	Auburn	3 11
								64	N	Syracuse	0 4
								77	H	Jacksonville	0 4
								77	H	Jacksonville	8 9
								77	H	Jacksonville	2 3
								86	A	Stetson	0 3
								86	A	Stetson	0 2
								86	A	Stetson	3 7

Non-Div. I Games:

East Tenn. St.

Average RPI Win:		213	WON-LOST RECORD		WINNING PCT. RANK		LAST 10 GAMES		STRENGTH OF SCHEDULE		OPP. STRENGTH OF SCHEDULE		TEAM RPI	ADJ RPI		CONF. RPI	ADJ CONF. RPI						
DIV. I ONLY			24-22-0		.52174 129		4-6-0		260		171		199	.46262 199		27	26						
DIV. I NON-CONF.			15-14-0		.51724 128		0-2-0		230		148		167	.47954 171		25	25						
TOTALS		RPI 1-25		RPI 26-50		W-L RECORDS		RPI 51-100		RPI 101-150		RPI 150+											
24-22-0		0-1-0		0-2-0		OVERALL		2-3-0		1-9-0		21-7-0											
6-6-0		0-0-0		0-0-0		HOME		0-0-0		1-4-0		5-2-0											
7-11-0		0-0-0		0-2-0		AWAY		0-3-0		0-3-0		7-3-0											
11-5-0		0-1-0		0-0-0		NEUTRAL		2-0-0		0-2-0		9-2-0											
15-14-0		0-1-0		0-2-0		NON-CONFERENCE		2-3-0		0-4-0		13-4-0											
0-3-0		0-0-0		0-0-0		HOME		0-0-0		0-2-0		0-1-0											
4-6-0		0-0-0		0-0-		AWAY		0-3-0		0-0-0		4-1-0											
11-5-0		0-1-0		0-0-0		NEUTRAL		2-0-0		0-2-0		9-2-0											
9-8-0		0-0-0		0-0-0		CONFERENCE		0-0-0		1-5-0		8-3-0											
6-3-0		0-0-0		0-0-0		HOME		0-0-0		1-2-0		5-1-0											
3-5-0		0-0-0		0-0-0		AWAY		0-0-0		0-3-0		3-2-0											
0-0-0		0-0-0		0-0-0		NEUTRAL		0-0-0		0-0-0		0-0-0											
RPI	S	Opponent		Score		RPI	S	Opponent		Score		RPI	S	Opponent		Score							
10	N	Tennessee		0 5		28	A	Western Ky.		0 3		67	N	Central Ark.		7 3							
						50	A	FGCU		10 11		86	A	Stetson		3 4							
												86	A	Stetson		1 5							
												90	A	Purdue		2 4							
												95	N	Iowa St.		4 2							
												102	N	Maryland		0 4							
												121	N	Pittsburgh		5 7							
												125	H	Bowling Green		0 5							
												125	H	Bowling Green		3 6							
												130	A	Loyola Chicago		0 7							
												130	A	Loyola Chicago		1 9							
												130	A	Loyola Chicago		2 6							
												145	H	Ill.-Chicago		0 10							
												145	H	Ill.-Chicago		3 1							
												145	H	Ill.-Chicago		4 7							
												156	N	Dayton		6 5							
												166	H	Western Ill.		8 10							
												181	N	Temple		9 0							
												183	N	Western Mich.		1 2							
												189	N	Fairleigh Dickinson		1 0							
												201	A	Eastern Mich.		5 4							
												201	A	Eastern Mich.		3 2							
												204	N	Cornell		4 3							
												219	A	Belmont		1 2							
												221	H	Green Bay		2 3							
												221	H	Green Bay		5 2							
												221	H	Green Bay		11 3							
												224	N	Jackson St.		11 2							
												234	N	UNC Wilmington		16 1							
												237	H	Wright St.		6 2							
												237	H	Wright St.		8 5							
												237	H	Wright St.		5 0							
LAST 10 GAMES																							
250 A Cleveland St.						3 2		276 A Detroit						0 9		224 N Jackson St.						11 2	
250 A Cleveland St.						1 4		145 H Ill.-Chicago						3 1		234 N UNC Wilmington						16 1	
90 A Purdue						2 4		145 H Ill.-Chicago						0 10		237 H Wright St.						6 2	
276 A Detroit						17 0		145 H Ill.-Chicago						4 7		237 H Wright St.						8 5	
276 A Detroit						12 1		125 H Bowling Green						3 6		237 H Wright St.						5 0	

Non-Div. I Games:

Valparaiso

RPI	S	Opponent	Score	
244	A	Charleston So.	6	5
244	A	Charleston So.	9	1
249	N	South Dakota St.	2	3
250	A	Cleveland St.	3	2
250	A	Cleveland St.	1	4
255	N	Colgate	7	5
255	N	Colgate	7	0
270	N	Maine	3	0
276	A	Detroit	0	9
276	A	Detroit	12	1
276	A	Detroit	17	0

Valparaiso

V
a
l
p
a
r
a
i
s
o

V
a
l
p
a
r
a
i
s
o

[illegible]

Non-Div. I Games:

St. John's (NY)

St. John's (NY)

[illegible]

Non-Div. I Games:

Eastern Mich.

RPI	S	Opponent	Score	
260	H	Toledo	8	13
273	H	Oakland	4	4
273	H	Oakland	6	5

Eastern Mich.

E
a
s
t
e
r
n
M
i
c
h
.

E
a
s
t
e
r
n
M
i
c
h
.

[illegible]

Non-Div. I Games:

Boston College

RPI	S	Opponent	Score	
270	H	Maine	5	11

Boston College

B
o
s
t
o
n
C
o
l
l
e
g
e

B
o
s
t
o
n
C
o
l
l
e
g
e

[illegible]

Non-Div. I Games:

CSU Bakersfield

RPI	S	Opponent	Score	
180	A	San Diego	0	5
180	A	San Diego	3	2
180	A	San Diego	2	0
180	A	San Diego	2	3
263	H	Santa Clara	5	4
263	H	Santa Clara	4	2
263	H	Santa Clara	3	1
263	H	Santa Clara	3	6

CSU Bakersfield

C
S
U
B
a
k
e
r
s
f
i
e
l
d

C
S
U
B
a
k
e
r
s
f
i
e
l
d

Average RPI Win:	221	WON-LOST RECORD	WINNING PCT. RANK	LAST 10 GAMES	STRENGTH OF SCHEDULE	OPP. STRENGTH OF SCHEDULE	TEAM RPI	ADJ RPI	CONF. RPI	ADJ CONF. RPI		
Average RPI Loss:	151											
DIV. I ONLY	18-26-0	.40909	195	2-6-0	173	240	204	.45885	204	24	24	
DIV. I NON-CONF.	10-14-0	.41667	184	0-0-0	175	235	197	.46513	197	26	26	
TOTALS	RPI 1-25	RPI 26-50	W-L RECORDS		RPI 51-100	RPI 101-150		RPI 150+				
18-26-0	0-0-0	0-1-0	OVERALL		1-7-0	1-6-0		16-12-0				
4-8-0	0-0-0	0-0-0	HOME		0-0-0	1-3-0		3-5-0				
7-12-0	0-0-0	0-1-0	AWAY		0-4-0	0-2-0		7-5-0				
7-6-0	0-0-0	0-0-0	NEUTRAL		1-3-0	0-1-0		6-2-0				
10-14-0	0-0-0	0-1-0	NON-CONFERENCE		1-7-0	0-3-0		9-3-0				
0-0-0	0-0-0	0-0-0	HOME		0-0-0	0-0-0		0-0-0				
3-8-0	0-0-0	0-0-	AWAY		0-4-0	0-2-0		3-1-0				
7-6-0	0-0-0	0-0-0	NEUTRAL		1-3-0	0-1-0		6-2-0				
8-12-0	0-0-0	0-0-0	CONFERENCE		0-0-0	1-3-0		7-9-0				
4-8-0	0-0-0	0-0-0	HOME		0-0-0	1-3-0		3-5-0				
4-4-0	0-0-0	0-0-0	AWAY		0-0-0	0-0-0		4-4-0				
0-0-0	0-0-0	0-0-0	NEUTRAL		0-0-0	0-0-0		0-0-0				
RPI	S	Opponent	Score	RPI	S	Opponent	Score	RPI	S	Opponent	Score	
	43	A South Fla.	0 5		77	A Jacksonville	0 8		110	H Penn	2 6	
					77	A Jacksonville	4 5		110	H Penn	10 9	
					86	A Stetson	6 7		110	H Penn	0 13	
					86	A Stetson	3 10		110	H Penn	5 6	
					88	N Longwood	0 8		128	A Albany (NY)	0 3	
					88	N Longwood	1 8		128	A Albany (NY)	4 6	
					96	N Monmouth	1 2		143	N Rutgers	1 9	
					100	N Robert Morris	3 2		165	H Princeton	1 0	
									165	H Princeton	5 7	
									165	H Princeton	1 3	
									165	H Princeton	2 11	
									194	A Dartmouth	10 9	
									194	A Dartmouth	2 6	
									199	N Valparaiso	3 4	
									202	N Boston College	8 6	
									213	A Harvard	2 11	
									213	A Harvard	10 7	
									214	N Radford	5 7	
									223	N Quinnipiac	12 5	
									225	A George Mason	1 6	
									225	A George Mason	3 0	
									233	A Bethune-Cookman	7 3	
									233	A Bethune-Cookman	6 3	
									243	A Columbia	2 3	
									243	A Columbia	0 7	
									243	A Columbia	7 5	
									243	A Columbia	6 0	
LAST 10 GAMES												
		165	H Princeton	1 0		110	H Penn	2 6		233	A Bethune-Cookman	6 3
		165	H Princeton	2 11		110	H Penn	0 13		243	A Columbia	2 3
		165	H Princeton	1 3		110	H Penn	10 9		243	A Columbia	0 7
		165	H Princeton	5 7		128	A Albany (NY)	4 6		243	A Columbia	7 5
		110	H Penn	5 6		128	A Albany (NY)	0 3		243	A Columbia	6 0

Non-Div. I Games: Ithaca 9 2 Ithaca 4 0

Cornell

RPI	S	Opponent	Score	
252	N	Manhattan	4	3
252	N	Manhattan	16	6
268	H	Brown	8	5
268	H	Brown	9	6
271	H	Yale	2	7
271	H	Yale	5	7
277	N	Rider	6	5
277	N	Rider	9	1

Cornell

C
o
r
n
e
l
l

C
o
r
n
e
l
l

Butler

Butler

RPI	S	Opponent	Score
258	H	La Salle	2 0
269	H	St. Bonaventure	6 3
269	H	St. Bonaventure	2 1
272	N	Wagner	6 2
286	N	Saint Peter's	3 0
289	N	Morgan St.	8 3

Butler

Average RPI Win: 178		WON-LOST RECORD		WINNING PCT. RANK		LAST 10 GAMES		STRENGTH OF SCHEDULE		OPP. STRENGTH OF SCHEDULE		TEAM RPI		ADJ RPI		CONF. RPI		ADJ CONF. RPI									
DIV. I ONLY		18-28-0		.3913 205		5-5-0		197		134		213		.45866 206		17		16									
DIV. I NON-CONF.		10-18-0		.35714 211		1-1-0		221		146		227		.4468 219		16		16									
TOTALS		RPI 1-25		RPI 26-50		W-L RECORDS		RPI 51-100		RPI 101-150		RPI 150+															
18-28-0		0-2-0		0-1-0		OVERALL		4-6-0		3-11-0		11-8-0															
6-5-0		0-0-0		0-0-0		HOME		0-0-0		0-1-0		6-4-0															
4-14-0		0-1-0		0-0-0		AWAY		1-5-0		3-8-0		0-0-0															
8-9-0		0-1-0		0-1-0		NEUTRAL		3-1-0		0-2-0		5-4-0															
10-18-0		0-2-0		0-1-0		NON-CONFERENCE		3-1-0		0-8-0		7-6-0															
2-3-0		0-0-0		0-0-0		HOME		0-0-0		0-1-0		2-2-0															
0-6-0		0-1-0		0-0-		AWAY		0-0-0		0-5-0		0-0-0															
8-9-0		0-1-0		0-1-0		NEUTRAL		3-1-0		0-2-0		5-4-0															
8-10-0		0-0-0		0-0-0		CONFERENCE		1-5-0		3-3-0		4-2-0															
4-2-0		0-0-0		0-0-0		HOME		0-0-0		0-0-0		4-2-0															
4-8-0		0-0-0		0-0-0		AWAY		1-5-0		3-3-0		0-0-0															
0-0-0		0-0-0		0-0-0		NEUTRAL		0-0-0		0-0-0		0-0-0															
RPI	S	Opponent		Score		RPI	S	Opponent		Score		RPI	S	Opponent		Score		RPI	S	Opponent		Score					
9	A	Washington		0	8	33	N	Oregon St.		2	6	57	N	Long Beach St.		9	16	124	A	UC Santa Barbara		2	3				
18	N	UCLA		0	9							66	N	Oklahoma St.		3	2	124	A	UC Santa Barbara		0	4				
												70	A	San Jose St.		2	1	124	A	UC Santa Barbara		4	6				
												70	A	San Jose St.		7	10	129	N	New Mexico		0	2				
												70	A	San Jose St.		3	6	132	N	BYU		0	10				
												74	N	Utah		10	0	139	A	Texas-Arlington		13	4				
												74	N	Utah		6	3	139	A	Texas-Arlington		3	5				
												76	A	New Mexico St.		0	8	139	A	Texas-Arlington		0	1				
												76	A	New Mexico St.		7	9	140	A	Cal St. Northridge		2	10				
												76	A	New Mexico St.		0	2	140	A	Cal St. Northridge		3	6				
																		147	H	Bradley		3	7				
																		149	A	UTSA		4	3				
																		149	A	UTSA		9	1				
																		149	A	UTSA		1	2				
																		152	N	Loyola Marymount		6	5				
																		152	N	Loyola Marymount		0	2				
																		161	H	Portland St.		2	5				
																		161	H	Portland St.		7	2				
																		163	N	La.-Monroe		0	1				
																		167	H	Texas St.		4	7				
																		167	H	Texas St.		1	2				
																		167	H	Texas St.		2	0				
																		188	H	Ohio		4	7				
																		188	N	Ohio		0	5				
																		229	N	Southern Utah		6	4				
																		241	H	Utah St.		2	1				
																		241	H	Utah St.		3	1				
<hr/>																											
Non-Div. I Games:				Northwest (WA)				15				0				Northwest (WA)				9				1			

RPI	S	Opponent	Score	
241	H	Utah St.	8	0
249	N	South Dakota St.	0	8
249	N	South Dakota St.	8	2
267	N	Weber St.	5	0
271	H	Yale	6	1
271	N	Yale	6	2

Seattle

S
e
a
t
t
l
e

S
e
a
t
t
l
e

Tie, Loss, Non-Conf,S Site, H Home, A Away, N Neutral Page 321

RPI	S	Opponent	Score	
240	N	Norfolk St.	11	1
276	H	Detroit	5	1
276	H	Detroit	4	7
282	N	UMBC	7	1
282	N	UMBC	4	7

Morehead St.

M
o
r
e
h
e
a
d
s
t
.

M
o
r
e
h
e
a
d
s
t
.

En

En

Elon

RPI	S	Opponent	Score	
286	H	Saint Peter's	13	3
286	H	Saint Peter's	10	0

Elon

E
l
o
n

E
l
o
n

Non-Div. I Games:

D
r
e
x
e
lD
r
e
x
e
l

RPI	S	Opponent	Score	
234	A	UNC Wilmington	1	3
240	N	Norfolk St.	5	3
245	A	Bucknell	3	1
245	A	Bucknell	3	1
258	A	La Salle	7	2
277	H	Rider	8	0
277	H	Rider	8	0

Drexel

D
r
e
x
e
l

D
r
e
x
e
l

Average RPI Win:		195	WON-LOST RECORD		WINNING PCT. RANK	LAST 10 GAMES	STRENGTH OF SCHEDULE		OPP. STRENGTH OF SCHEDULE	TEAM RPI	ADJ RPI	CONF. RPI	ADJ CONF. RPI		
Average RPI Loss:		95													
DIV. I ONLY			19-30-0		.38776	208	4-6-0		207	81	209	.45628	210	9	8
DIV. I NON-CONF.			16-15-0		.51613	134	1-0-0		260	129	193	.46668	196	8	7
TOTALS		RPI 1-25	RPI 26-50		W-L RECORDS		RPI 51-100		RPI 101-150		RPI 150+				
19-30-0		0-6-0	1-2-0		OVERALL		0-9-0		3-5-0		15-8-0				
15-14-0		0-0-0	1-0-0		HOME		0-6-0		3-4-0		11-4-0				
0-9-0		0-3-0	0-2-0		AWAY		0-3-0		0-1-0		0-0-0				
4-7-0		0-3-0	0-0-0		NEUTRAL		0-0-0		0-0-0		4-4-0				
16-15-0		0-3-0	1-2-0		NON-CONFERENCE		0-0-0		0-2-0		15-8-0				
12-5-0		0-0-0	1-0-0		HOME		0-0-0		0-1-0		11-4-0				
0-3-0		0-0-0	0-0-		AWAY		0-0-0		0-1-0		0-0-0				
4-7-0		0-3-0	0-0-0		NEUTRAL		0-0-0		0-0-0		4-4-0				
3-15-0		0-3-0	0-0-0		CONFERENCE		0-9-0		3-3-0		0-0-0				
3-9-0		0-0-0	0-0-0		HOME		0-6-0		3-3-0		0-0-0				
0-6-0		0-3-0	0-0-0		AWAY		0-3-0		0-0-0		0-0-0				
0-0-0		0-0-0	0-0-0		NEUTRAL		0-0-0		0-0-0		0-0-0				
RPI S	Opponent	Score		RPI S	Opponent	Score		RPI S	Opponent	Score		RPI S	Opponent	Score	
1 N	Oklahoma	0	7	32 A	Arizona	2	12	57 H	Long Beach St.	11	14	112 A	Fresno St.	3	7
9 N	Washington	0	8	49 A	San Diego St.	1	9	57 H	Long Beach St.	2	6	119 H	Cal Poly	0	2
11 N	Kentucky	3	11	49 H	San Diego St.	6	5	57 H	Long Beach St.	2	10	119 H	Cal Poly	3	2
22 A	Hawaii	2	12					60 H	Cal St. Fullerton	1	3	119 H	Cal Poly	8	0
22 A	Hawaii	0	16					60 H	Cal St. Fullerton	1	4	123 H	UC Davis	1	3
22 A	Hawaii	1	8					60 H	Cal St. Fullerton	0	11	123 H	UC Davis	0	1
								62 A	Pacific	4	6	123 H	UC Davis	8	5
								62 A	Pacific	1	6	135 H	Boise St.	2	4
								62 A	Pacific	2	6	153 H	Northern Ill.	0	7
												153 H	Northern Ill.	1	5
												161 N	Portland St.	1	0
												161 N	Portland St.	3	11
												180 H	San Diego	4	1
												180 H	San Diego	0	5
												184 N	Boston U.	2	0
												184 N	Boston U.	6	7
												186 N	Southern Miss.	10	2
												197 N	Sacramento St.	2	1
												211 H	Buffalo	4	3
												211 H	Buffalo	5	1
												226 H	IUPUI	5	6
												229 H	Southern Utah	2	1
												229 H	Southern Utah	9	1
												233 H	Bethune-Cookman	12	4
												233 H	Bethune-Cookman	8	5
												238 N	UTEP	3	5
												238 N	UTEP	1	9
LAST 10 GAMES				LAST 10 GAMES				LAST 10 GAMES				LAST 10 GAMES			
				119 H	Cal Poly	3	2					123 H	UC Davis	8	5
				119 H	Cal Poly	0	2					123 H	UC Davis	1	3
				119 H	Cal Poly	8	0					60 H	Cal St. Fullerton	0	11
				60 H	Cal St. Fullerton	1	4					60 H	Cal St. Fullerton	1	3
				123 H	UC Davis	0	1					49 H	San Diego St.	6	5

Non-Div. I Games:

UC Riverside

RPI	S	Opponent	Score	
254	H	Iona	8	5
254	H	Iona	6	2
267	H	Weber St.	7	5
267	H	Weber St.	4	3

UC Riverside

U
C
R
i
v
e
r
s
i
d
e

U
C
R
i
v
e
r
s
i
d
e

Average RPI Win: 198		WON-LOST	WINNING	LAST 10	STRENGTH OF		OPP. STRENGTH	TEAM	ADJ		CONF.	ADJ CONF.			
Average RPI Loss: 124		RECORD	PCT. RANK	GAMES	SCHEDULE		OF SCHEDULE	RPI	RPI		RPI	RPI			
DIV. I ONLY		14-28-0	.33333	232	4-6-0		128	206	216		.45564	211			
DIV. I NON-CONF.		8-17-0	.32	231	2-0-0		100	198	200		.46331	200			
TOTALS		RPI 1-25	RPI 26-50		W-L RECORDS		RPI 51-100		RPI 101-150		RPI 150+				
14-28-0		0-1-0	0-2-0		OVERALL		1-8-0		3-7-0		10-10-0				
2-5-0		0-0-0	0-0-0		HOME		0-0-0		0-0-0		2-5-0				
8-12-0		0-1-0	0-0-0		AWAY		1-3-0		1-5-0		6-3-0				
4-11-0		0-0-0	0-2-0		NEUTRAL		0-5-0		2-2-0		2-2-0				
8-17-0		0-1-0	0-2-0		NON-CONFERENCE		1-8-0		1-2-0		6-4-0				
1-0-0		0-0-0	0-0-0		HOME		0-0-0		0-0-0		1-0-0				
4-6-0		0-1-0	0-0-		AWAY		1-3-0		0-0-0		3-2-0				
3-11-0		0-0-0	0-2-0		NEUTRAL		0-5-0		1-2-0		2-2-0				
6-11-0		0-0-0	0-0-0		CONFERENCE		0-0-0		2-5-0		4-6-0				
1-5-0		0-0-0	0-0-0		HOME		0-0-0		0-0-0		1-5-0				
4-6-0		0-0-0	0-0-0		AWAY		0-0-0		1-5-0		3-1-0				
1-0-0		0-0-0	0-0-0		NEUTRAL		0-0-0		1-0-0		0-0-0				
RPI S	Opponent	Score		RPI S	Opponent	Score		RPI S	Opponent	Score		RPI S	Opponent	Score	
16 A	Louisville	3	9	41 N	South Carolina	0	8	56 N	Texas Tech	0	8	103 N	UNLV	3	8
				49 N	San Diego St.	2	4	57 A	Long Beach St.	10	3	109 A	Kent St.	6	7
								57 A	Long Beach St.	3	8	109 A	Kent St.	1	4
								61 N	Eastern Ill.	1	4	109 N	Kent St.	3	2
								61 N	Eastern Ill.	6	7	120 A	Central Mich.	1	6
								80 A	UCF	1	6	120 A	Central Mich.	1	7
								86 N	Stetson	1	5	125 A	Bowling Green	1	2
								89 A	Marshall	0	5	125 A	Bowling Green	2	0
								100 N	Robert Morris	0	6	139 N	Texas-Arlington	3	1
												139 N	Texas-Arlington	3	5
												153 H	Northern Ill.	4	6
												153 H	Northern Ill.	0	6
												180 N	San Diego	0	6
												188 H	Ohio	4	3
												188 H	Ohio	1	8
												190 H	Akron	1	10
												190 H	Akron	2	3
												201 A	Eastern Mich.	8	7
												201 A	Eastern Mich.	5	3
												210 A	UC Riverside	3	4
												210 A	UC Riverside	1	5
												226 N	IUPUI	2	10
												229 N	Southern Utah	6	3
												239 N	Florida A&M	2	1
												253 A	Canisius	8	6
												253 H	Canisius	3	0
												260 A	Toledo	1	0
												260 A	Toledo	1	0
												125 A	Bowling Green	2	0
												125 A	Bowling Green	1	2
												153 H	Northern Ill.	0	6
												109 A	Kent St.	1	4
												109 A	Kent St.	6	7
												253 A	Canisius	8	6
												253 H	Canisius	3	0
												153 H	Northern Ill.	0	6

Non-Div. I Games:

Buffalo

RPI	S	Opponent	Score	
260	A	Toledo	1	2
261	A	Niagara	1	0
261	A	Niagara	8	0

Buffalo

B
u
f
f
a
l
l
o

B
u
f
f
a
l
l
o

Average RPI Win: 178		WON-LOST RECORD		WINNING PCT. RANK		LAST 10 GAMES		STRENGTH OF SCHEDULE		OPP. STRENGTH OF SCHEDULE		TEAM RPI		ADJ RPI		CONF. RPI		ADJ CONF. RPI	
DIV. I ONLY		19-34-0		.35849 221		4-6-0		163		145		208		.4556 212		14		14	
DIV. I NON-CONF.		10-19-0		.34483 221		0-1-0		196		166		224		.44319 224		15		15	
TOTALS		RPI 1-25		RPI 26-50		W-L RECORDS		RPI 51-100		RPI 101-150		RPI 150+							
19-34-0		0-2-0		0-5-0		OVERALL		3-5-0		4-11-0		12-11-0							
7-12-0		0-0-0		0-0-0		HOME		3-3-0		1-7-0		3-2-0							
6-14-0		0-2-0		0-5-0		AWAY		0-1-0		3-3-0		3-3-0							
6-8-0		0-0-0		0-0-0		NEUTRAL		0-1-0		0-1-0		6-6-0							
10-19-0		0-2-0		0-5-0		NON-CONFERENCE		0-2-0		1-2-0		9-8-0							
4-3-0		0-0-0		0-0-0		HOME		0-0-0		1-1-0		3-2-0							
0-8-0		0-2-0		0-0-		AWAY		0-1-0		0-0-0		0-0-0							
6-8-0		0-0-0		0-0-0		NEUTRAL		0-1-0		0-1-0		6-6-0							
9-15-0		0-0-0		0-0-0		CONFERENCE		3-3-0		3-9-0		3-3-0							
3-9-0		0-0-0		0-0-0		HOME		3-3-0		0-6-0		0-0-0							
6-6-0		0-0-0		0-0-0		AWAY		0-0-0		3-3-0		3-3-0							
0-0-0		0-0-0		0-0-0		NEUTRAL		0-0-0		0-0-0		0-0-0							
RPI	S	Opponent		Score		RPI	S	Opponent		Score		RPI	S	Opponent		Score			
3	A	Florida		0	5	35	A	Georgia		0	12	79	H	Ga. Southern		7	2		
10	A	Tennessee		2	11	35	A	Georgia		0	9	79	H	Ga. Southern		5	2		
						46	A	USC Upstate		1	9	79	H	Ga. Southern		0	4		
						46	A	USC Upstate		0	9	87	H	Appalachian St.		13	4		
						46	A	USC Upstate		0	1	87	H	Appalachian St.		1	6		
												87	H	Appalachian St.		4	5		
												92	A	Coastal Caro.		0	4		
												100	N	Robert Morris		7	9		

Non-Div. I Games:

Western Caro.

RPI	S	Opponent	Score	
209	N	Drexel	3	2
209	N	Drexel	5	6
227	H	Gardner-Webb	8	1
227	H	Gardner-Webb	8	7
234	N	UNC Wilmington	4	1
235	N	Sacred Heart	0	2
244	N	Charleston So.	3	0
244	N	Charleston So.	2	0
257	N	Savannah St.	1	2
270	N	Maine	5	4
281	N	N.C. Central	13	2

Western Caro.

W
e
s
t
e
r
n
C
a
r
o
.

W
e
s
t
e
r
n
C
a
r
o
.

Harvard

Harvard

RPI	S	Opponent	Score	
265	H	Rhode Island	2	1
268	A	Brown	4	5
268	A	Brown	4	0
268	A	Brown	3	1
271	H	Yale	7	4
271	H	Yale	4	2
271	H	Yale	5	3
271	H	Yale	12	3
274	N	Delaware St.	4	5
278	N	N.C. A&T	5	1

Harvard

Average RPI Win:	204	WON-LOST	WINNING	LAST 10	STRENGTH OF	OPP. STRENGTH	TEAM	ADJ	CONF.	ADJ CONF.		
Average RPI Loss:	114	RECORD	PCT. RANK	GAMES	SCHEDULE	OF SCHEDULE	RPI	RPI	RPI	RPI		
DIV. I ONLY		17-32-0	.34694	226	1-9-0	158	166	215	.45473	214	20	20
DIV. I NON-CONF.		7-21-0	.25	252	0-4-0	132	121	230	.44157	225	20	20
<hr/>												
TOTALS	RPI 1-25	RPI 26-50		W-L RECORDS		RPI 51-100		RPI 101-150		RPI 150+		
17-32-0	0-0-0	0-9-0		OVERALL		2-7-0		1-4-0		14-12-0		
4-10-0	0-0-0	0-1-0		HOME		0-3-0		0-4-0		4-2-0		
7-14-0	0-0-0	0-6-0		AWAY		2-2-0		1-0-0		4-6-0		
6-8-0	0-0-0	0-2-0		NEUTRAL		0-2-0		0-0-0		6-4-0		
7-21-0	0-0-0	0-9-0		NON-CONFERENCE		0-3-0		1-1-0		6-8-0		
0-5-0	0-0-0	0-1-0		HOME		0-1-0		0-1-0		0-2-0		
1-8-0	0-0-0	0-0-		AWAY		0-0-0		1-0-0		0-2-0		
6-8-0	0-0-0	0-2-0		NEUTRAL		0-2-0		0-0-0		6-4-0		
10-11-0	0-0-0	0-0-0		CONFERENCE		2-4-0		0-3-0		8-4-0		
4-5-0	0-0-0	0-0-0		HOME		0-2-0		0-3-0		4-0-0		
6-6-0	0-0-0	0-0-0		AWAY		2-2-0		0-0-0		4-4-0		
0-0-0	0-0-0	0-0-0		NEUTRAL		0-0-0		0-0-0		0-0-0		
RPI	S	Opponent	Score	RPI	S	Opponent	Score	RPI	S	Opponent	Score	
				31	A	Virginia Tech	1 2	54	N	Ohio St.	2 5	
				31	H	Virginia Tech	1 8	72	N	North Dakota St.	0 8	
				34	N	Iowa	0 10	88	A	Longwood	4 8	
				35	A	Georgia	0 11	88	H	Longwood	3 12	
				35	A	Georgia	2 10	88	H	Longwood	1 9	
				35	A	Georgia	0 12	89	H	Marshall	1 5	
				38	A	North Carolina	3 7	92	A	Coastal Caro.	4 2	
				38	A	North Carolina	1 7	92	A	Coastal Caro.	4 1	
				41	N	South Carolina	0 9	92	A	Coastal Caro.	1 5	

Non-Div. I Games:

Radford

RPI	S	Opponent	Score	
244	H	Charleston So.	8	1
244	H	Charleston So.	7	1
265	N	Rhode Island	5	2
272	N	Wagner	8	1

Radford

R
a
d
f
o
r
d

R
a
d
f
o
r
d

Average RPI Win: 248		WON-LOST RECORD	WINNING PCT. RANK	LAST 10 GAMES	STRENGTH OF SCHEDULE	OPP. STRENGTH OF SCHEDULE	TEAM RPI	ADJ RPI		CONF. RPI	ADJ CONF. RPI					
Average RPI Loss: 160																
DIV. I ONLY		24-22-0	.52174 129	8-2-0	249	263	210	.45136	215	29	29					
DIV. I NON-CONF.		14-18-0	.4375 170	2-0-0	208	259	216	.45022	216	29	29					
<hr/>																
TOTALS		RPI 1-25	RPI 26-50		W-L RECORDS		RPI 51-100		RPI 101-150		RPI 150+					
24-22-0		0-2-0	0-0-0		OVERALL		0-3-0		0-5-0		24-12-0					
8-2-0		0-0-0	0-0-0		HOME		0-0-0		0-0-0		8-2-0					
12-13-0		0-2-0	0-0-0		AWAY		0-0-0		0-3-0		12-8-0					
4-7-0		0-0-0	0-0-0		NEUTRAL		0-3-0		0-2-0		4-2-0					
14-18-0		0-2-0	0-0-0		NON-CONFERENCE		0-3-0		0-5-0		14-8-0					
3-1-0		0-0-0	0-0-0		HOME		0-0-0		0-0-0		3-1-0					
7-10-0		0-2-0	0-0-		AWAY		0-0-0		0-3-0		7-5-0					
4-7-0		0-0-0	0-0-0		NEUTRAL		0-3-0		0-2-0		4-2-0					
10-4-0		0-0-0	0-0-0		CONFERENCE		0-0-0		0-0-0		10-4-0					
5-1-0		0-0-0	0-0-0		HOME		0-0-0		0-0-0		5-1-0					
5-3-0		0-0-0	0-0-0		AWAY		0-0-0		0-0-0		5-3-0					
0-0-0		0-0-0	0-0-0		NEUTRAL		0-0-0		0-0-0		0-0-0					
RPI	S	Opponent	Score		RPI	S	Opponent	Score		RPI	S	Opponent	Score			
24	A	Hofstra	0	1			56	N	Texas Tech	0	6	101	N	Delaware	3	5
24	A	Hofstra	3	9			63	N	Ball St.	5	15	103	N	UNLV	0	1
							70	N	San Jose St.	0	4	104	A	Colorado St.	0	17
												127	A	Utah Valley	3	4
												132	A	BYU	6	11
												160	A	Seton Hall	4	5
												160	A	Seton Hall	4	3
												176	H	Fairfield	3	2
												176	H	Fairfield	3	1
												177	N	Bryant	3	5
												180	N	San Diego	2	3
												196	A	Army	0	3
												196	A	Army	1	0
												196	N	Army	10	1
												240	A	Norfolk St.	11	2
												240	A	Norfolk St.	6	8
												243	A	Columbia	1	3
												243	A	Columbia	1	3
												243	N	Columbia	8	0
												252	A	Manhattan	2	7
												252	A	Manhattan	8	0
												253	A	Canisius	10	2
												253	A	Canisius	4	6
												254	H	Iona	5	4
												254	H	Iona	4	12
												255	H	Colgate	7	2
												255	H	Colgate	1	3
LAST 10 GAMES																
286	A	Saint Peter's	11	3	259	A	Holy Cross	8	4	253	A	Canisius	4	6		
286	A	Saint Peter's	17	0	277	H	Rider	8	5	254	H	Iona	5	4		
252	A	Manhattan	2	7	277	H	Rider	4	3	254	H	Iona	4	12		
252	A	Manhattan	8	0	254	H	Iona	5	4	255	H	Colgate	7	2		
259	A	Holy Cross	8	0	254	H	Iona	4	12	255	H	Colgate	1	3		

Non-Div. I Games:

Marist

RPI	S	Opponent	Score	
259	A	Holy Cross	8	0
259	A	Holy Cross	8	4
261	A	Niagara	2	3
261	A	Niagara	7	5
265	N	Rhode Island	7	0
265	N	Rhode Island	6	0
277	H	Rider	8	5
277	H	Rider	4	3
279	A	Coppin St.	8	2
280	H	Lafayette	5	2
280	H	Lafayette	8	0
282	A	UMBC	7	6
286	A	Saint Peter's	11	3
286	A	Saint Peter's	17	0

Marist

M
a
r
i
s
t

M
a
r
i
s
t

Average RPI Win: 186		WON-LOST	WINNING	LAST 10	STRENGTH OF		OPP. STRENGTH	TEAM	ADJ		CONF.	ADJ CONF.			
Average RPI Loss: 105		RECORD	PCT. RANK	GAMES	SCHEDULE		OF SCHEDULE	RPI	RPI		RPI	RPI			
DIV. I ONLY		11-38-0	.22449	268	2-8-0		65	167	221		.44871	216			
DIV. I NON-CONF.		6-18-0	.25	252	0-3-0		147	245	245		.4284	241			
TOTALS		RPI 1-25	RPI 26-50		W-L RECORDS		RPI 51-100		RPI 101-150		RPI 150+				
11-38-0	0-0-0	0-8-0		OVERALL		3-16-0		0-3-0		8-11-0					
3-7-0	0-0-0	0-0-0		HOME		0-3-0		0-0-0		3-4-0					
2-23-0	0-0-0	0-8-0		AWAY		2-11-0		0-1-0		0-3-0					
6-8-0	0-0-0	0-0-0		NEUTRAL		1-2-0		0-2-0		5-4-0					
6-18-0	0-0-0	0-2-0		NON-CONFERENCE		1-6-0		0-3-0		5-7-0					
0-1-0	0-0-0	0-0-0		HOME		0-0-0		0-0-0		0-1-0					
0-9-0	0-0-0	0-0-		AWAY		0-4-0		0-1-0		0-2-0					
6-8-0	0-0-0	0-0-0		NEUTRAL		1-2-0		0-2-0		5-4-0					
5-20-0	0-0-0	0-6-0		CONFERENCE		2-10-0		0-0-0		3-4-0					
3-6-0	0-0-0	0-0-0		HOME		0-3-0		0-0-0		3-3-0					
2-14-0	0-0-0	0-6-0		AWAY		2-7-0		0-0-0		0-1-0					
0-0-0	0-0-0	0-0-0		NEUTRAL		0-0-0		0-0-0		0-0-0					
RPI	S	Opponent	Score	RPI	S	Opponent	Score	RPI	S	Opponent	Score	RPI	S	Opponent	Score
				46	A	USC Upstate	1 3	51	A	Kennesaw St.	1 2	108	N	Chattanooga	1 2
				46	A	USC Upstate	2 7	51	A	Kennesaw St.	0 1	108	N	Chattanooga	2 5
				46	A	USC Upstate	2 10	51	A	Kennesaw St.	0 3	116	A	Campbell	4 6
				48	A	Georgia St.	2 8	53	A	North Florida	4 3	154	A	Mercer	5 13
				48	A	Georgia St.	0 10	53	A	North Florida	2 3	154	H	Mercer	1 3
				50	A	FGCU	1 2	53	A	North Florida	2 9	154	H	Mercer	5 15
				50	A	FGCU	0 2	67	N	Central Ark.	7 6	154	H	Mercer	2 7
				50	A	FGCU	3 4	67	N	Central Ark.	0 6	175	N	Tennessee Tech	0 8
								77	H	Jacksonville	4 6	192	H	Miami (OH)	4 5
								77	H	Jacksonville	0 6	195	N	Presbyterian	9 11
								77	H	Jacksonville	2 4	198	H	East Tenn. St.	4 0
								86	A	Stetson	3 1	198	H	East Tenn. St.	3 2
								86	A	Stetson	0 8	198	H	East Tenn. St.	8 5
								86	A	Stetson	1 2	207	A	Morehead St.	0 3
								89	A	Marshall	1 6	207	A	Morehead St.	5 8
								89	A	Marshall	1 4	207	N	Morehead St.	6 8
								93	A	Eastern Ky.	2 3	209	N	Drexel	5 1
								93	A	Eastern Ky.	0 8	240	N	Norfolk St.	4 1
								93	N	Eastern Ky.	2 3	260	N	Toledo	6 2
												261	N	Niagara	2 1
												273	N	Oakland	4 6
												281	N	N.C. Central	8 1
LAST 10 GAMES															
				50	A	FGCU	1 2	53	A	North Florida	4 3				
				50	A	FGCU	0 2	53	A	North Florida	2 3				
				50	A	FGCU	3 4	53	A	North Florida	2 9				
				93	A	Eastern Ky.	0 8	192	H	Miami (OH)	4 5				
				93	A	Eastern Ky.	2 3	198	H	East Tenn. St.	4 0				

Non-Div. I Games:

Northern Ky.

Average RPI Win: 249		WON-LOST RECORD	WINNING PCT. RANK	LAST 10 GAMES	STRENGTH OF SCHEDULE	OPP. STRENGTH OF SCHEDULE	TEAM RPI	ADJ RPI		CONF. RPI	ADJ CONF. RPI					
Average RPI Loss: 140																
DIV. I ONLY		27-22-0	.55102 114	9-1-0	270	275	218	.44829	217	31	31					
DIV. I NON-CONF.		13-21-0	.38235 205	1-1-0	182	219	215	.45164	213	31	31					
<hr/>																
TOTALS		RPI 1-25	RPI 26-50		W-L RECORDS		RPI 51-100		RPI 101-150		RPI 150+					
27-22-0		0-1-0	0-2-0		OVERALL		0-2-0		3-8-0		24-9-0					
9-3-0		0-0-0	0-0-0		HOME		0-0-0		2-2-0		7-1-0					
12-10-0		0-1-0	0-0-0		AWAY		0-0-0		1-3-0		11-6-0					
6-9-0		0-0-0	0-2-0		NEUTRAL		0-2-0		0-3-0		6-2-0					
13-21-0		0-1-0	0-2-0		NON-CONFERENCE		0-2-0		3-8-0		10-8-0					
4-2-0		0-0-0	0-0-0		HOME		0-0-0		2-2-0		2-0-0					
3-10-0		0-1-0	0-0-		AWAY		0-0-0		1-3-0		2-6-0					
6-9-0		0-0-0	0-2-0		NEUTRAL		0-2-0		0-3-0		6-2-0					
14-1-0		0-0-0	0-0-0		CONFERENCE		0-0-0		0-0-0		14-1-0					
5-1-0		0-0-0	0-0-0		HOME		0-0-0		0-0-0		5-1-0					
9-0-0		0-0-0	0-0-0		AWAY		0-0-0		0-0-0		9-0-0					
0-0-0		0-0-0	0-0-0		NEUTRAL		0-0-0		0-0-0		0-0-0					
RPI	S	Opponent	Score		RPI	S	Opponent	Score		RPI	S	Opponent	Score			
4	A	LSU	3 9		26	N	Tulsa	0 3		90	N	Purdue	0 4			
					38	N	North Carolina	0 10		97	N	IPFW	1 6			
												101	H	Delaware	1 2	
												102	A	Maryland	6 14	
												102	A	Maryland	5 13	
												116	H	Campbell	4 3	
												116	H	Campbell	4 9	
												118	H	Central Conn. St.	4 2	
												120	N	Central Mich.	6 8	
												129	A	New Mexico	3 11	
												129	A	New Mexico	7 2	
												147	N	Bradley	4 15	
												150	N	Georgetown	1 6	
												159	A	Towson	4 6	
												159	A	Towson	4 5	
												165	N	Princeton	5 6	
												165	N	Princeton	5 4	
												181	N	Temple	8 4	
												181	N	Temple	5 1	
												208	A	Elon	2 8	
												220	A	Liberty	10 8	
												220	A	Liberty	1 10	
												225	A	George Mason	1 3	
												225	A	George Mason	2 10	
												228	N	Tennessee St.	1 2	
												251	N	Mississippi Val.	7 0	
												253	H	Canisius	4 1	
												264	H	Siena	4 3	
												274	H	Delaware St.	2 3	
<hr/>																
LAST 10 GAMES					LAST 10 GAMES					LAST 10 GAMES						
					279	H	Coppin St.	3 2	287	A	UMES	7 2	228	N	Tennessee St.	1 2
					279	H	Coppin St.	3 2	287	A	UMES	5 3	251	N	Mississippi Val.	7 0
					279	H	Coppin St.	9 1	287	A	UMES	10 6	253	H	Canisius	4 1
					116	H	Campbell	4 3	290	A	Howard	9 6	264	H	Siena	4 3
					116	H	Campbell	4 9	290	A	Howard	10 1	274	H	Delaware St.	2 3

Non-Div. I Games: Miles 7 4

Hampton

RPI	S	Opponent	Score	
274	H	Delaware St.	7	0
274	H	Delaware St.	6	2
279	H	Coppin St.	3	2
279	H	Coppin St.	9	1
279	H	Coppin St.	3	2
282	A	UMBC	14	0
285	N	Grambling	8	4
286	N	Saint Peter's	10	0
287	A	UMES	10	6
287	A	UMES	5	3
287	A	UMES	7	2
289	A	Morgan St.	9	6
289	A	Morgan St.	11	0
289	A	Morgan St.	13	2
290	A	Howard	10	1
290	A	Howard	18	1
290	A	Howard	9	6

Hampton

H
a
m
p
t
o
n

H
a
m
p
t
o
n

Average RPI Win: 195		WON-LOST	WINNING	LAST 10	STRENGTH OF		OPP. STRENGTH	TEAM	ADJ		CONF.	ADJ CONF.			
Average RPI Loss: 138		RECORD	PCT. RANK	GAMES	SCHEDULE		OF SCHEDULE	RPI	RPI		RPI	RPI			
DIV. I ONLY		14-28-1	.33721	231	2-7-0		148	199	219		.44791	218			
DIV. I NON-CONF.		9-18-1	.33929	222	0-0-0		74	149	177		.47438	182			
TOTALS		RPI 1-25	RPI 26-50		W-L RECORDS		RPI 51-100		RPI 101-150		RPI 150+				
14-28-1		0-3-0	1-0-1		OVERALL		1-9-0		2-2-0		10-14-0				
3-4-0		0-0-0	0-0-0		HOME		0-0-0		1-0-0		2-4-0				
4-13-0		0-3-0	1-0-0		AWAY		0-3-0		0-1-0		3-6-0				
7-11-1		0-0-0	0-0-1		NEUTRAL		1-6-0		1-1-0		5-4-0				
9-18-1		0-3-0	1-0-1		NON-CONFERENCE		1-9-0		2-2-0		5-4-0				
1-0-0		0-0-0	0-0-0		HOME		0-0-0		1-0-0		2-4-0				
1-7-0		0-3-0	1-0-		AWAY		0-3-0		0-1-0		0-0-0				
7-11-1		0-0-0	0-0-1		NEUTRAL		1-6-0		1-1-0		5-4-0				
5-10-0		0-0-0	0-0-0		CONFERENCE		0-0-0		0-0-0		5-10-0				
2-4-0		0-0-0	0-0-0		HOME		0-0-0		0-0-0		2-4-0				
3-6-0		0-0-0	0-0-0		AWAY		0-0-0		0-0-0		3-6-0				
0-0-0		0-0-0	0-0-0		NEUTRAL		0-0-0		0-0-0		0-0-0				
RPI S	Opponent	Score		RPI S	Opponent	Score		RPI S	Opponent	Score		RPI S	Opponent	Score	
1 A	Oklahoma	0	14	42 N	North Carolina St.	0	0	56 A	Texas Tech	7	8	104 A	Colorado St.	0	10
1 A	Oklahoma	0	10	48 A	Georgia St.	8	7	62 N	Pacific	0	8	149 H	UTSA	5	4
25 A	Baylor	1	8					62 N	Pacific	4	10	149 N	UTSA	1	7
								81 N	McNeese St.	3	12	149 N	UTSA	6	4
								81 N	McNeese St.	7	9	161 A	Portland St.	0	5
								94 N	Drake	2	5	161 A	Portland St.	4	5
								94 N	Drake	1	14	161 A	Portland St.	1	9
								97 N	IPFW	5	4	182 H	Idaho St.	4	15
								98 A	Nevada	0	9	182 H	Idaho St.	5	9
								98 A	Nevada	6	10	182 H	Idaho St.	8	14
												190 N	Akron	10	2
												197 A	Sacramento St.	6	3
												197 A	Sacramento St.	0	1
												197 A	Sacramento St.	1	2
												224 N	Jackson St.	5	3
												224 N	Jackson St.	9	5
												229 A	Southern Utah	7	6
												229 A	Southern Utah	6	4
												229 A	Southern Utah	11	13
												230 N	Indiana St.	2	3
												230 N	Indiana St.	7	8
												236 N	A&M-Corpus Christi	5	0
												236 N	A&M-Corpus Christi	4	6
												249 N	South Dakota St.	3	4
												249 N	South Dakota St.	4	0
												256 H	North Dakota	4	6
												256 H	North Dakota	8	0
LAST 10 GAMES															
				229 A	Southern Utah	6	4	182 H	Idaho St.	4	15	236 N	A&M-Corpus Christi	4	6
				229 A	Southern Utah	7	6	161 A	Portland St.	4	5	249 N	South Dakota St.	3	4
				229 A	Southern Utah	11	13	161 A	Portland St.	0	5	249 N	South Dakota St.	4	0
				182 H	Idaho St.	8	14	161 A	Portland St.	1	9	256 H	North Dakota	4	6
				182 H	Idaho St.	5	9	256 H	North Dakota	4	6	256 H	North Dakota	8	0

Non-Div. I Games: Black Hills St. 20 12

Northern Colo.

Northern Colo.

N o r t h e r n C o l o .

Northern Colo.

Average RPI Win: 190		WON-LOST	WINNING	LAST 10	STRENGTH OF		OPP. STRENGTH	TEAM	ADJ		CONF.	ADJ CONF.			
Average RPI Loss: 128		RECORD	PCT. RANK	GAMES	SCHEDULE		OF SCHEDULE	RPI	RPI		RPI	RPI			
DIV. I ONLY		14-32-0	.30435	247	1-9-0		146	194	228		.44689	219			
DIV. I NON-CONF.		10-13-0	.43478	174	0-1-0		198	187	196		.46794	194			
TOTALS		RPI 1-25	RPI 26-50		W-L RECORDS		RPI 51-100		RPI 101-150		RPI 150+				
14-32-0		0-1-0	1-1-0		OVERALL		0-13-0		3-2-0		10-15-0				
6-15-0		0-0-0	0-0-0		HOME		0-7-0		1-1-0		5-7-0				
5-12-0		0-0-0	0-1-0		AWAY		0-6-0		0-0-0		5-4-0				
3-5-0		0-1-0	1-0-0		NEUTRAL		0-0-0		2-1-0		0-3-0				
10-13-0		0-1-0	1-1-0		NON-CONFERENCE		0-4-0		2-1-0		7-6-0				
3-5-0		0-0-0	0-0-0		HOME		0-2-0		0-0-0		3-3-0				
4-3-0		0-0-0	0-0-		AWAY		0-2-0		0-0-0		4-0-0				
3-5-0		0-1-0	1-0-0		NEUTRAL		0-0-0		2-1-0		0-3-0				
4-19-0		0-0-0	0-0-0		CONFERENCE		0-9-0		1-1-0		3-9-0				
3-10-0		0-0-0	0-0-0		HOME		0-5-0		1-1-0		2-4-0				
1-9-0		0-0-0	0-0-0		AWAY		0-4-0		0-0-0		1-5-0				
0-0-0		0-0-0	0-0-0		NEUTRAL		0-0-0		0-0-0		0-0-0				
RPI S	Opponent	Score		RPI S	Opponent	Score		RPI S	Opponent	Score		RPI S	Opponent	Score	
23 N	Wisconsin	0	7	28 A	Western Ky.	0	4	52 A	Lipscomb	3	4	107 H	Murray St.	2	4
				30 N	Mississippi St.	4	3	52 A	Lipscomb	1	7	107 H	Murray St.	3	2
								61 A	Eastern Ill.	4	8	113 N	UNC Greensboro	1	0
								61 A	Eastern Ill.	2	4	113 N	UNC Greensboro	0	1
								65 H	Ole Miss	2	10	145 N	Ill.-Chicago	8	1
								67 H	Central Ark.	1	3	162 H	Jacksonville St.	2	3
								73 A	SIU Edwardsville	0	5	162 H	Jacksonville St.	7	5
								73 A	SIU Edwardsville	0	2	166 H	Western Ill.	2	10
								85 H	UT Martin	5	11	171 N	Nicholls St.	2	3
								85 H	UT Martin	2	8	172 N	UMKC	3	4
								93 H	Eastern Ky.	4	7	173 N	Samford	4	5
								93 H	Eastern Ky.	0	2	175 A	Tennessee Tech	2	3
								93 H	Eastern Ky.	7	12	175 A	Tennessee Tech	4	1
												175 A	Tennessee Tech	4	7
												185 H	Memphis	0	2
												185 H	Memphis	7	0
												193 H	Austin Peay	1	3
												193 H	Austin Peay	5	9
												199 H	Valparaiso	2	1
												207 A	Morehead St.	2	3
												207 A	Morehead St.	4	5
												207 A	Morehead St.	0	3
LAST 10 GAMES															
				207 A	Morehead St.	4	5	193 H	Austin Peay	5	9	224 H	Jackson St.	7	4
				207 A	Morehead St.	2	3	193 H	Austin Peay	1	3	232 H	Southeast Mo. St.	1	3
				207 A	Morehead St.	0	3	28 A	Western Ky.	0	4	232 H	Southeast Mo. St.	12	11
				107 H	Murray St.	2	4	175 A	Tennessee Tech	4	7	238 H	UTEP	5	11
				107 H	Murray St.	3	2	175 A	Tennessee Tech	2	3	262 A	Alabama St.	10	0

Non-Div. I Games:

Belmont

RPI	S	Opponent	Score	
262	A	Alabama St.	7	0
284	A	Alabama A&M	10	4
284	A	Alabama A&M	6	1

Belmont

B
e
l
m
o
n
t

B
e
l
m
o
n
t

Liberty

Liberty

RPI	S	Opponent	Score	
227	H	Gardner-Webb	13	5
227	H	Gardner-Webb	3	1
234	N	UNC Wilmington	1	3
244	A	Charleston So.	4	6
244	A	Charleston So.	0	11
244	A	Charleston So.	15	4
252	H	Manhattan	7	0
270	N	Maine	4	3
281	A	N.C. Central	8	4
281	A	N.C. Central	4	1
281	A	N.C. Central	16	3

Liberty

L
i
b
e
r
t
y

L
i
b
e
r
t
y

Average RPI Win: 208		WON-LOST	WINNING	LAST 10	STRENGTH OF		OPP. STRENGTH	TEAM	ADJ	CONF.	ADJ CONF.												
Average RPI Loss: 161		RECORD	PCT. RANK	GAMES	SCHEDULE		OF SCHEDULE	RPI	RPI	RPI	RPI												
DIV. I ONLY		11-23-0	.32353	239	3-7-0		126	252	227	.44643	221	27	26										
DIV. I NON-CONF.		7-13-0	.35	215	1-1-0		57	247	180	.47909	172	25	25										
<hr/>																							
TOTALS		RPI 1-25		RPI 26-50		W-L RECORDS		RPI 51-100		RPI 101-150		RPI 150+											
11-23-0		1-2-0		1-0-0		OVERALL		0-3-0		0-7-0		9-11-0											
0-0-0		0-0-0		0-0-0		HOME		0-0-0		0-0-0		0-0-0											
6-12-0		1-1-0		1-0-0		AWAY		0-0-0		0-3-0		4-7-0											
5-11-0		0-1-0		0-0-0		NEUTRAL		0-3-0		0-3-0		5-4-0											
<hr/>																							
7-13-0		1-2-0		1-0-0		NON-CONFERENCE		0-3-0		0-4-0		5-4-0											
0-0-0		0-0-0		0-0-0		HOME		0-0-0		0-0-0		0-0-0											
2-2-0		1-1-0		1-0-		AWAY		0-0-0		0-1-0		0-0-0											
5-11-0		0-1-0		0-0-0		NEUTRAL		0-3-0		0-3-0		5-4-0											
<hr/>																							
4-10-0		0-0-0		0-0-0		CONFERENCE		0-0-0		0-3-0		4-7-0											
0-0-0		0-0-0		0-0-0		HOME		0-0-0		0-0-0		0-0-0											
4-10-0		0-0-0		0-0-0		AWAY		0-0-0		0-3-0		4-7-0											
0-0-0		0-0-0		0-0-0		NEUTRAL		0-0-0		0-0-0		0-0-0											
<hr/>																							
RPI	S	Opponent		Score		RPI	S	Opponent		Score		RPI	S	Opponent		Score							
7	N	Alabama		7	10	44	A	Notre Dame		5	4	71	N	Illinois		3	6						
23	A	Wisconsin		3	4							72	N	North Dakota St.		1	9						
23	A	Wisconsin		2	1							94	N	Drake		1	5						
														127	N	Utah Valley		2	6				
														128	N	Albany (NY)		2	9				
														128	N	Albany (NY)		3	7				
														130	A	Loyola Chicago		1	2				
														130	A	Loyola Chicago		0	3				
														130	A	Loyola Chicago		4	5				
														148	A	UNI		2	8				
														189	N	Fairleigh Dickinson		1	2				
														196	N	Army		3	5				
														199	A	Valparaiso		3	11				
														199	A	Valparaiso		3	2				
														199	A	Valparaiso		2	5				
														237	A	Wright St.		0	1				
														237	A	Wright St.		8	7				
														237	A	Wright St.		6	8				
														243	N	Columbia		7	6				
														243	N	Columbia		3	1				
														246	A	Youngstown St.		2	4				
														246	A	Youngstown St.		6	7				
														246	A	Youngstown St.		2	1				
														250	A	Cleveland St.		7	3				
														250	A	Cleveland St.		1	9				
														252	N	Manhattan		0	1				
														252	N	Manhattan		5	0				
														272	N	Wagner		1	2				
														277	N	Rider		6	5				
														277	N	Rider		16	1				
<hr/>																							
LAST 10 GAMES																							
130 A Loyola Chicago						0	3	246 A Youngstown St.						2	1	252 N Manhattan						0	1
130 A Loyola Chicago						1	2	246 A Youngstown St.						6	7	252 N Manhattan						5	0
130 A Loyola Chicago						4	5	246 A Youngstown St.						2	4	272 N Wagner						1	2
250 A Cleveland St.						7	3	23 A Wisconsin						3	4	277 N Rider						6	5
250 A Cleveland St.						1	9	23 A Wisconsin						2	1	277 N Rider						16	1

Non-Div. I Games:

Green Bay

Average RPI Win: 155		WON-LOST	WINNING	LAST 10	STRENGTH OF		OPP. STRENGTH	TEAM	ADJ	CONF.	ADJ CONF.
Average RPI Loss: 79		RECORD	PCT. RANK	GAMES	SCHEDULE		OF SCHEDULE	RPI	RPI	RPI	RPI
DIV. I ONLY		6-44-0	.12	287	1-9-0		38	63	225	.44561	222
DIV. I NON-CONF.		5-25-0	.16667	270	1-4-0		29	80	208	.4567	206
TOTALS		RPI 1-25	RPI 26-50		W-L RECORDS		RPI 51-100		RPI 101-150		RPI 150+
6-44-0		0-8-0	0-8-0		OVERALL		1-16-0		1-7-0		4-5-0
5-16-0		0-5-0	0-1-0		HOME		1-6-0		1-4-0		3-0-0
1-14-0		0-3-0	0-1-0		AWAY		0-7-0		0-0-0		1-3-0
0-14-0		0-0-0	0-6-0		NEUTRAL		0-3-0		0-3-0		0-2-0
5-25-0		0-2-0	0-7-0		NON-CONFERENCE		1-10-0		0-3-0		4-3-0
4-5-0		0-2-0	0-0-0		HOME		1-3-0		0-0-0		3-0-0
1-6-0		0-0-0	0-0-		AWAY		0-4-0		0-0-0		1-1-0
0-14-0		0-0-0	0-6-0		NEUTRAL		0-3-0		0-3-0		0-2-0
1-19-0		0-6-0	0-1-0		CONFERENCE		0-6-0		1-4-0		0-2-0
1-11-0		0-3-0	0-1-0		HOME		0-3-0		1-4-0		0-0-0
0-8-0		0-3-0	0-0-0		AWAY		0-3-0		0-0-0		0-2-0
0-0-0		0-0-0	0-0-0		NEUTRAL		0-0-0		0-0-0		0-0-0
RPI S	Opponent	Score	RPI S	Opponent	Score	RPI S	Opponent	Score	RPI S	Opponent	Score
11 H	Kentucky	1 13	28 H	Western Ky.	1 6	52 H	Lipscomb	3 10	115 H	Troy	0 5
11 H	Kentucky	4 7	29 N	Minnesota	0 8	59 A	Auburn	3 7	115 H	Troy	7 5
15 H	South Ala.	1 9	30 N	Mississippi St.	1 8	59 H	Auburn	2 5	116 N	Campbell	2 10
15 H	South Ala.	0 8	35 A	Georgia	1 13	65 A	Ole Miss	0 11	116 N	Campbell	6 11
15 H	South Ala.	3 13	39 N	James Madison	0 13	68 A	FIU	4 12	133 H	Fla. Atlantic	2 13
21 A	La.-Lafayette	0 6	39 N	James Madison	2 8	68 A	FIU	1 6	133 H	Fla. Atlantic	3 5
21 A	La.-Lafayette	0 10	45 N	Northwestern	1 8	68 A	FIU	2 11	133 H	Fla. Atlantic	3 5
21 A	La.-Lafayette	3 6	45 N	Northwestern	1 5	81 N	McNeese St.	3 6	150 N	Georgetown	2 4
						84 H	North Texas	1 8	162 H	Jacksonville St.	6 5
						84 H	North Texas	2 10	163 A	La.-Monroe	6 7
						84 H	North Texas	2 3	163 A	La.-Monroe	1 2
						85 N	UT Martin	2 7	169 N	Charlotte	6 8
						92 A	Coastal Caro.	0 10	174 A	Evansville	5 2
						92 A	Coastal Caro.	0 2	174 A	Evansville	0 7
						93 H	Eastern Ky.	2 1	193 H	Austin Peay	3 2
						93 H	Eastern Ky.	1 5	193 H	Austin Peay	7 5
						94 N	Drake	2 3	251 N	Mississippi Val.	2 11
LAST 10 GAMES						84 H	North Texas	1 8			
						11 H	Kentucky	4 7			
						11 H	Kentucky	1 13			
						21 A	La.-Lafayette	0 6			
						21 A	La.-Lafayette	0 10			

Non-Div. I Games:

Middle Tenn.

Average RPI Win:	205	WON-LOST RECORD	WINNING PCT. RANK	LAST 10 GAMES	STRENGTH OF SCHEDULE	OPP. STRENGTH OF SCHEDULE	TEAM RPI	ADJ RPI	CONF. RPI	ADJ CONF. RPI		
DIV. I ONLY		15-31-0	.32609	235	2-8-0	141	233	224	.4451	223	23	23
DIV. I NON-CONF.		7-23-0	.23333	259	0-3-0	114	241	243	.43006	238	23	24
<hr/>												
TOTALS	RPI 1-25	RPI 26-50		W-L RECORDS		RPI 51-100		RPI 101-150		RPI 150+		
15-31-0	0-0-0	0-1-0		OVERALL		1-4-0		3-9-0		11-17-0		
4-8-0	0-0-0	0-0-0		HOME		1-1-0		0-3-0		3-4-0		
6-9-0	0-0-0	0-1-0		AWAY		0-0-0		1-2-0		5-6-0		
5-14-0	0-0-0	0-0-0		NEUTRAL		0-3-0		2-4-0		3-7-0		
7-23-0	0-0-0	0-1-0		NON-CONFERENCE		0-3-0		3-7-0		4-12-0		
0-2-0	0-0-0	0-0-0		HOME		0-0-0		0-1-0		0-1-0		
2-7-0	0-0-0	0-0-		AWAY		0-0-0		1-2-0		1-4-0		
5-14-0	0-0-0	0-0-0		NEUTRAL		0-3-0		2-4-0		3-7-0		
8-8-0	0-0-0	0-0-0		CONFERENCE		1-1-0		0-2-0		7-5-0		
4-6-0	0-0-0	0-0-0		HOME		1-1-0		0-2-0		3-3-0		
4-2-0	0-0-0	0-0-0		AWAY		0-0-0		0-0-0		4-2-0		
0-0-0	0-0-0	0-0-0		NEUTRAL		0-0-0		0-0-0		0-0-0		
RPI	S	Opponent	Score	RPI	S	Opponent	Score	RPI	S	Opponent	Score	
				43	A	South Fla.	4 7	73	N	SIU Edwardsville	2 12	
								83	N	Saint Joseph's	6 7	
								89	N	Marshall	1 6	
								96	H	Monmouth	8 1	
								96	H	Monmouth	0 3	
								108	N	Chattanooga	11 8	
								109	N	Kent St.	1 4	
								113	A	UNC Greensboro	8 10	
								113	A	UNC Greensboro	1 9	
								114	A	Connecticut	4 3	
								114	H	Connecticut	1 6	
								118	H	Central Conn. St.	2 10	
								118	H	Central Conn. St.	0 9	
								120	N	Central Mich.	1 9	
								130	N	Loyola Chicago	3 7	
								145	N	Ill.-Chicago	7 3	
								146	N	Providence	2 5	
								152	N	Loyola Marymount	4 5	
								168	A	Stony Brook	4 5	
								168	A	Stony Brook	0 6	
								176	A	Fairfield	6 4	
								176	H	Fairfield	2 5	
								177	A	Bryant	8 9	
								177	A	Bryant	0 8	
								181	N	Temple	0 9	
								184	N	Boston U.	3 7	
								189	H	Fairleigh Dickinson	1 7	
								189	H	Fairleigh Dickinson	4 0	
								191	H	LIU Brooklyn	7 9	
								191	H	LIU Brooklyn	2 4	
								194	N	Dartmouth	0 4	
								204	N	Cornell	5 12	
LAST 10 GAMES												
				118	H	Central Conn. St.	0 9	189	H	Fairleigh Dickinson	4 0	
				118	H	Central Conn. St.	2 10	213	A	Harvard	4 9	
				177	A	Bryant	8 9	213	A	Harvard	6 11	
				177	A	Bryant	0 8	176	H	Fairfield	2 5	
				189	H	Fairleigh Dickinson	1 7	235	A	Sacred Heart	6 0	

Non-Div. I Games:

Quinnipiac

RPI	S	Opponent	Score	
209	N	Drexel	1	0
213	A	Harvard	4	9
213	A	Harvard	6	11
214	N	Radford	2	8
235	A	Sacred Heart	6	0
235	A	Sacred Heart	4	3
247	H	Mt. St. Mary's	13	5
247	H	Mt. St. Mary's	7	4
255	N	Colgate	16	7
270	N	Maine	7	8
270	N	Maine	6	5
272	A	Wagner	6	4
272	A	Wagner	6	5

Quinnipiac

Q
u
i
n
n
i
p
i
a
c

Q
u
i
n
n
i
p
i
a
c

Average RPI Win: 229		WON-LOST	WINNING	LAST 10	STRENGTH OF	OPP. STRENGTH	TEAM	ADJ	CONF.	ADJ CONF.							
Average RPI Loss: 139		RECORD	PCT. RANK	GAMES	SCHEDULE	OF SCHEDULE	RPI	RPI	RPI	RPI							
DIV. I ONLY		23-26-0	.46939	153	6-4-0	237	225	217	.44355	224	30	30					
DIV. I NON-CONF.		10-22-0	.3125	233	0-2-0	117	143	205	.4503	215	30	30					
<hr/>																	
TOTALS		RPI 1-25		RPI 26-50		W-L RECORDS		RPI 51-100		RPI 101-150		RPI 150+					
23-26-0		0-1-0		0-4-0		OVERALL		2-7-0		2-2-0		19-12-0					
10-10-0		0-0-0		0-2-0		HOME		0-2-0		0-0-0		10-6-0					
7-8-0		0-1-0		0-2-0		AWAY		1-2-0		1-1-0		5-2-0					
6-8-0		0-0-0		0-0-0		NEUTRAL		1-3-0		1-1-0		4-4-0					
<hr/>																	
10-22-0		0-1-0		0-4-0		NON-CONFERENCE		2-7-0		2-2-0		6-8-0					
6-8-0		0-0-0		0-2-0		HOME		0-2-0		0-0-0		6-4-0					
2-7-0		0-1-0		0-0-		AWAY		1-2-0		1-1-0		0-1-0					
2-7-0		0-0-0		0-0-0		NEUTRAL		1-3-0		1-1-0		0-3-0					
<hr/>																	
13-4-0		0-0-0		0-0-0		CONFERENCE		0-0-0		0-0-0		13-4-0					
4-2-0		0-0-0		0-0-0		HOME		0-0-0		0-0-0		4-2-0					
5-1-0		0-0-0		0-0-0		AWAY		0-0-0		0-0-0		5-1-0					
4-1-0		0-0-0		0-0-0		NEUTRAL		0-0-0		0-0-0		4-1-0					
<hr/>																	
RPI	S	Opponent	Score		RPI	S	Opponent	Score		RPI	S	Opponent	Score				
15	A	South Ala.	2	10	27	H	Arkansas	2	8	56	A	Texas Tech	0	18			
					27	H	Arkansas	0	8	56	A	Texas Tech	4	2			
					30	A	Mississippi St.	0	2	58	H	Neb. Omaha	0	5			
					37	A	Houston	2	3	65	N	Ole Miss	2	10			
										67	N	Central Ark.	3	7			
										67	N	Central Ark.	2	1			
										78	A	Northwestern St.	0	3			
										78	H	Northwestern St.	2	5			
										81	N	McNeese St.	4	8			
												131	A	Southeastern La.	2	10	
												131	A	Southeastern La.	2	1	
												144	N	Lamar	2	3	
												144	N	Lamar	14	4	
												163	H	La.-Monroe	0	3	
												174	H	Evansville	0	5	
												185	H	Memphis	6	2	
												185	H	Memphis	11	3	
												199	N	Valparaiso	2	11	
												218	N	Northern Colo.	3	5	
												218	N	Northern Colo.	5	9	
												219	A	Belmont	4	7	
												232	H	Southeast Mo. St.	1	0	
												238	H	UTEP	7	11	
												238	H	UTEP	3	2	
												242	N	Texas Southern	7	5	
												250	H	Cleveland St.	6	8	
												250	H	Cleveland St.	2	1	
												250	H	Cleveland St.	5	4	
												251	H	Mississippi Val.	8	0	
												251	H	Mississippi Val.	1	4	
												251	H	Mississippi Val.	0	4	
						LAST 10 GAMES											
						262	H	Alabama St.	14	6		251	H	Mississippi Val.	1	4	
						262	H	Alabama St.	16	9		251	H	Mississippi Val.	8	0	
						262	H	Alabama St.	4	2		37	A	Houston	2	3	
						163	H	La.-Monroe	0	3		275	A	Alcorn	4	1	
						251	H	Mississippi Val.	0	4		275	A	Alcorn	9	0	
Non-Div. I Games:		Belhaven		6	5	William Carey		5	3	Centenary (LA)		15	0	Belhaven		3	4
													Jackson St.				

J a c k s o n s t .

Jackson, S. T.

Jackson St.

Average RPI Win:		211	WON-LOST RECORD		WINNING PCT. RANK		LAST 10 GAMES		STRENGTH OF SCHEDULE		OPP. STRENGTH OF SCHEDULE		TEAM RPI		ADJ RPI		CONF. RPI		ADJ CONF. RPI	
DIV. I ONLY			15-37-0		.28846 254		3-7-0		97		216		220		.4422 225		12		12	
DIV. I NON-CONF.			12-22-0		.35294 214		2-2-0		185		263		231		.43215 237		12		12	
TOTALS		RPI 1-25		RPI 26-50		W-L RECORDS		RPI 51-100		RPI 101-150		RPI 150+								
15-37-0		1-2-0		0-7-0		OVERALL		0-6-0		3-12-0		11-10-0								
12-24-0		1-2-0		0-0-0		HOME		0-6-0		2-10-0		9-6-0								
2-11-0		0-0-0		0-0-0		AWAY		0-0-0		0-0-0		2-0-0								
1-2-0		0-0-0		0-0-0		NEUTRAL		0-0-0		1-2-0		0-0-0								
12-22-0		0-0-0		0-1-0		NON-CONFERENCE		0-6-0		3-9-0		9-6-0								
9-18-0		0-0-0		0-0-0		HOME		0-6-0		2-7-0		7-5-0								
2-2-0		0-0-0		0-0-		AWAY		0-0-0		0-0-0		2-1-0								
1-2-0		0-0-0		0-0-0		NEUTRAL		0-0-0		1-2-0		0-0-0								
3-15-0		1-2-0		0-6-0		CONFERENCE		0-0-0		0-3-0		2-4-0								
3-6-0		1-2-0		0-0-0		HOME		0-0-0		0-3-0		2-1-0								
0-9-0		0-0-0		0-6-0		AWAY		0-0-0		0-0-0		0-3-0								
0-0-0		0-0-0		0-0-0		NEUTRAL		0-0-0		0-0-0		0-0-0								
RPI	S	Opponent		Score		RPI	S	Opponent		Score		RPI	S	Opponent		Score				
24	H	Hofstra		2 1		39	A	James Madison		2 3		54	H	Ohio St.		0 10				
24	H	Hofstra		0 3		39	A	James Madison		0 4		54	H	Ohio St.		2 5				
24	H	Hofstra		0 2		39	A	James Madison		0 8		88	H	Longwood		2 10				
						46	A	USC Upstate		0 8		88	H	Longwood		1 4				
						48	A	Georgia St.		0 5		96	H	Monmouth		5 6				
						48	A	Georgia St.		4 7		96	H	Monmouth		1 3				
						48	A	Georgia St.		1 2										
						LAST 10 GAMES														
						159	A	Towson		1 2		24	H	Hofstra		0 3				
						159	A	Towson		1 2		24	H	Hofstra		0 2				
						159	A	Towson		6 7		24	H	Hofstra		2 1				
						240	H	Norfolk St.		0 2		287	H	UMES		2 1				
						240	H	Norfolk St.		3 4		287	H	UMES		2 1				
												217	H	Hampton		3 1				
												217	H	Hampton		10 2				
												234	H	UNC Wilmington		2 8				
												234	H	UNC Wilmington		6 5				
												234	H	UNC Wilmington		2 1				
												240	H	Norfolk St.		0 2				
												240	H	Norfolk St.		3 4				

Non-Div. I Games:

George Mason

RPI	S	Opponent	Score	
244	A	Charleston So.	4	6
244	A	Charleston So.	2	1
253	H	Canisius	2	9
253	H	Canisius	3	6
277	H	Rider	7	4
277	H	Rider	13	4
282	A	UMBC	5	3
287	H	UMES	2	1
287	H	UMES	2	1

G
e
o
r
g
e
M
a
s
o
n

G
e
o
r
g
e
M
a
s
o
n

George Mason

Average RPI Win: 215		WON-LOST RECORD	WINNING PCT. RANK	LAST 10 GAMES	STRENGTH OF SCHEDULE	OPP. STRENGTH OF SCHEDULE	TEAM RPI	ADJ RPI		CONF. RPI	ADJ CONF. RPI	
Average RPI Loss: 134												
DIV. I ONLY		17-27-0	.38636 210	2-8-0	210	211	225	.44211 226		18	19	
DIV. I NON-CONF.		10-14-0	.41667 184	0-2-0	252	199	228	.43803 229		21	21	
<hr/>												
TOTALS		RPI 1-25		RPI 26-50		W-L RECORDS		RPI 51-100		RPI 101-150		RPI 150+
17-27-0		0-0-0		0-1-0		OVERALL		1-11-0		1-3-0		15-12-0
6-8-0		0-0-0		0-0-0		HOME		1-1-0		1-2-0		4-5-0
5-10-0		0-0-0		0-0-0		AWAY		0-6-0		0-0-0		5-4-0
6-9-0		0-0-0		0-1-0		NEUTRAL		0-4-0		0-1-0		6-3-0
10-14-0		0-0-0		0-1-0		NON-CONFERENCE		1-5-0		0-1-0		9-7-0
1-2-0		0-0-0		0-0-0		HOME		1-1-0		0-0-0		0-1-0
3-6-0		0-0-0		0-0-		AWAY		0-3-0		0-0-0		3-3-0
6-6-0		0-0-0		0-1-0		NEUTRAL		0-1-0		0-1-0		6-3-0
7-13-0		0-0-0		0-0-0		CONFERENCE		0-6-0		1-2-0		6-5-0
5-6-0		0-0-0		0-0-0		HOME		0-0-0		1-2-0		4-4-0
2-4-0		0-0-0		0-0-0		AWAY		0-3-0		0-0-0		2-1-0
0-3-0		0-0-0		0-0-0		NEUTRAL		0-3-0		0-0-0		0-0-0
RPI S	Opponent	Score	RPI S	Opponent	Score	RPI S	Opponent	Score	RPI S	Opponent	Score	
			36 N	UAB	0 3	51 A	Kennesaw St.	0 1	138 H	South Dakota	0 2	
						58 A	Neb. Omaha	0 4	138 H	South Dakota	5 4	
						58 A	Neb. Omaha	2 5	138 H	South Dakota	0 4	
						58 A	Neb. Omaha	0 3	147 N	Bradley	5 9	
						61 A	Eastern Ill.	1 9	154 A	Mercer	10 4	
						61 A	Eastern Ill.	0 2	154 A	Mercer	5 7	
						63 N	Ball St.	5 15	154 A	Mercer	1 3	
						72 N	North Dakota St.	0 8	166 A	Western Ill.	6 1	
						72 N	North Dakota St.	2 3	166 A	Western Ill.	5 2	
						72 N	North Dakota St.	0 2	166 A	Western Ill.	1 9	
						90 H	Purdue	2 18	172 H	UMKC	3 4	
						90 H	Purdue	3 2	172 H	UMKC	4 5	
									205 H	Butler	1 5	
									205 N	Butler	1 0	
									210 A	UC Riverside	6 5	
									211 N	Buffalo	10 2	
									220 N	Liberty	2 5	
									228 N	Tennessee St.	2 7	
									229 N	Southern Utah	5 1	
									229 N	Southern Utah	1 3	
									230 A	Indiana St.	0 7	
									230 A	Indiana St.	17 6	
									249 H	South Dakota St.	12 0	
									249 H	South Dakota St.	10 2	
									249 H	South Dakota St.	1 7	
									262 N	Alabama St.	15 1	
									262 N	Alabama St.	5 3	
<hr/>												
				LAST 10 GAMES								
			61 A	Eastern Ill.	0 2	166 A	Western Ill.	6 1	249 H	South Dakota St.	12 0	
			61 A	Eastern Ill.	1 9	166 A	Western Ill.	1 9	249 H	South Dakota St.	10 2	
			172 H	UMKC	4 5	58 A	Neb. Omaha	0 3	249 H	South Dakota St.	1 7	
			172 H	UMKC	3 4	58 A	Neb. Omaha	0 4	262 N	Alabama St.	15 1	
			166 A	Western Ill.	5 2	58 A	Neb. Omaha	2 5	262 N	Alabama St.	5 3	

Non-Div. I Games:

IUPUI

RPI	S	Opponent	Score	
273	H	Oakland	6	1
273	H	Oakland	3	2
273	H	Oakland	1	5
289	N	Morgan St.	4	2

Average RPI Win:	223	WON-LOST RECORD	WINNING PCT. RANK	LAST 10 GAMES	STRENGTH OF SCHEDULE	OPP. STRENGTH OF SCHEDULE	TEAM RPI	ADJ RPI	CONF. RPI	ADJ CONF. RPI	
DIV. I ONLY		13-29-0	.30952 246	7-3-0	175	203	234	.43893 227	20	20	
DIV. I NON-CONF.		5-13-0	.27778 245	2-0-0	164	190	237	.43815 228	20	20	
TOTALS	RPI 1-25	RPI 26-50	W-L RECORDS		RPI 51-100	RPI 101-150	RPI 150+				
13-29-0	0-0-0	0-6-0	OVERALL		1-6-0	0-8-0	12-9-0				
3-11-0	0-0-0	0-2-0	HOME		1-2-0	0-5-0	2-2-0				
8-17-0	0-0-0	0-3-0	AWAY		0-4-0	0-3-0	8-7-0				
2-1-0	0-0-0	0-1-0	NEUTRAL		0-0-0	0-0-0	2-0-0				
5-13-0	0-0-0	0-6-0	NON-CONFERENCE		0-1-0	0-2-0	5-4-0				
0-4-0	0-0-0	0-2-0	HOME		0-0-0	0-2-0	0-0-0				
3-8-0	0-0-0	0-0-	AWAY		0-1-0	0-0-0	3-4-0				
2-1-0	0-0-0	0-1-0	NEUTRAL		0-0-0	0-0-0	2-0-0				
8-16-0	0-0-0	0-0-0	CONFERENCE		1-5-0	0-6-0	7-5-0				
3-7-0	0-0-0	0-0-0	HOME		1-2-0	0-3-0	2-2-0				
5-9-0	0-0-0	0-0-0	AWAY		0-3-0	0-3-0	5-3-0				
0-0-0	0-0-0	0-0-0	NEUTRAL		0-0-0	0-0-0	0-0-0				
RPI S	Opponent	Score	RPI S	Opponent	Score	RPI S	Opponent	Score	RPI S	Opponent	Score
29	N Minnesota	4 6	59	A Auburn	0 10	105	H Furman	3 6	105	H Furman	2 3
35	A Georgia	0 14	88	A Longwood	0 9	116	A Campbell	1 9	116	A Campbell	5 6
46	A USC Upstate	0 8	88	A Longwood	4 10	116	A Campbell	3 11	116	A Campbell	0 6
46	A USC Upstate	2 5	92	H Coastal Caro.	3 7	137	H Winthrop	5 7	137	H Winthrop	4 9
46	H USC Upstate	3 10	92	H Coastal Caro.	2 7	169	A Charlotte	3 7	169	A Charlotte	2 10
46	H USC Upstate	1 2	92	H Coastal Caro.	3 2	195	A Presbyterian	11 8	195	A Presbyterian	2 0
						195	H Presbyterian	6 10	207	N Morehead St.	9 5
						212	A Western Caro.	7 8	212	A Western Caro.	1 8
						214	H Radford	8 11	214	H Radford	1 0
						214	H Radford	5 0	220	A Liberty	1 3
						220	A Liberty	4 2	220	A Liberty	5 13
						234	A UNC Wilmington	4 2	244	A Charleston So.	7 1
						278	A N.C. A&T	4 1	244	A Charleston So.	7 4
						278	A N.C. A&T	11 1	244	A Charleston So.	3 4
						220	A Liberty	5 13	278	A N.C. A&T	11 1
						220	A Liberty	4 2			

Non-Div. I Games:

Gardner-Webb

RPI	S	Opponent	Score	
278	A	N.C. A&T	4	1
283	N	Southern U.	3	0

Gardner-Webb

G
a
r
d
n
e
r
-
W
e
b
b

G
a
r
d
n
e
r
-
W
e
b
b

Average RPI Win: 222		WON-LOST	WINNING	LAST 10	STRENGTH OF		OPP. STRENGTH	TEAM	ADJ	CONF.	ADJ CONF.
Average RPI Loss: 123		RECORD	PCT. RANK	GAMES	SCHEDULE		OF SCHEDULE	RPI	RPI	RPI	RPI
DIV. I ONLY		14-33-0	.29787	249	3-7-0		139	220	230	.4368	228
DIV. I NON-CONF.		9-17-0	.34615	217	0-0-0		211	250	240	.42909	240
TOTALS		RPI 1-25	RPI 26-50		W-L RECORDS		RPI 51-100		RPI 101-150		RPI 150+
14-33-0		0-3-0	0-1-0		OVERALL		1-11-0		1-6-0		12-12-0
7-12-0		0-0-0	0-0-0		HOME		1-3-0		0-3-0		6-6-0
2-15-0		0-0-0	0-1-0		AWAY		0-0-0		1-0-0		1-3-0
5-6-0		0-1-0	0-0-0		NEUTRAL		0-0-0		0-2-0		5-3-0
9-17-0		0-3-0	0-1-0		NON-CONFERENCE		0-3-0		0-5-0		9-5-0
3-7-0		0-0-0	0-0-0		HOME		0-2-0		0-3-0		3-2-0
1-4-0		0-2-0	0-0-		AWAY		0-1-0		0-0-0		1-0-0
5-6-0		0-1-0	0-0-0		NEUTRAL		0-0-0		0-2-0		5-3-0
5-16-0		0-0-0	0-0-0		CONFERENCE		1-8-0		1-1-0		3-7-0
4-5-0		0-0-0	0-0-0		HOME		1-1-0		0-0-0		3-4-0
1-11-0		0-0-0	0-0-0		AWAY		0-7-0		1-1-0		0-3-0
0-0-0		0-0-0	0-0-0		NEUTRAL		0-0-0		0-0-0		0-0-0
RPI S	Opponent	Score	RPI S	Opponent	Score	RPI S	Opponent	Score	RPI S	Opponent	Score
10 A	Tennessee	1 19	30 A	Mississippi St.	0 8	58 H	Neb. Omaha	0 11	107 A	Murray St.	5 3
15 N	South Ala.	1 9				59 A	Auburn	2 3	107 A	Murray St.	1 7
19 A	Florida St.	0 8				59 H	Auburn	1 6	108 N	Chattanooga	1 9
						61 A	Eastern Ill.	1 7	115 N	Troy	3 7
						61 A	Eastern Ill.	0 4	117 H	Saint Louis	0 6
						73 A	SIU Edwardsville	1 8	142 H	Indiana	0 8
						73 A	SIU Edwardsville	0 8	147 H	Bradley	2 5
						85 H	UT Martin	0 13	162 A	Jacksonville St.	1 5
						85 H	UT Martin	4 2	162 A	Jacksonville St.	0 8
						93 A	Eastern Ky.	5 13	162 A	Jacksonville St.	0 5
						93 A	Eastern Ky.	2 9	175 H	Tennessee Tech	5 7
						93 A	Eastern Ky.	3 5	175 H	Tennessee Tech	3 7
									177 N	Bryant	4 10
									193 H	Austin Peay	5 0
									193 H	Austin Peay	5 0
									205 H	Butler	3 7
									207 H	Morehead St.	1 5
									207 H	Morehead St.	8 6
									217 N	Hampton	2 1
									226 N	IUPUI	7 2
									230 N	Indiana St.	6 9
									232 H	Southeast Mo. St.	0 4
									239 A	Florida A&M	4 2
									251 H	Mississippi Val.	5 4
									257 N	Savannah St.	4 8
									262 H	Alabama St.	5 1
									262 H	Alabama St.	10 0
LAST 10 GAMES			LAST 10 GAMES			LAST 10 GAMES			LAST 10 GAMES		

Non-Div. I Games:

Tennessee St.

RPI	S	Opponent	Score	
287	N	UMES	11	1
289	H	Morgan St.	0	3
290	N	Howard	5	0
291	N	South Carolina St.	6	2

Tennessee St.

T
e
n
n
e
s
s
e
e
s
t
.

T
e
n
n
e
s
s
e
e
s
t
.

S
o
u
t
h
e
r
n
U
t
a
h

Southern Utah

RPI	S	Opponent	Score	
254	N	Iona	9	3
267	A	Weber St.	7	2
267	A	Weber St.	6	2
267	A	Weber St.	12	2

Southern Utah

S
o
u
t
h
e
r
n
U
t
a
h

S
o
u
t
h
e
r
n
U
t
a
h

Average RPI Win: 176		WON-LOST	WINNING	LAST 10	STRENGTH OF		OPP. STRENGTH	TEAM	ADJ	CONF.	ADJ CONF.
Average RPI Loss: 128		RECORD	PCT. RANK	GAMES	SCHEDULE		OF SCHEDULE	RPI	RPI	RPI	RPI
DIV. I ONLY		16-34-0	.32	240	206		133	236	.43655	230	15
DIV. I NON-CONF.		11-15-0	.42308	181	228		155	212	.45649	207	13
TOTALS		RPI 1-25	RPI 26-50		W-L RECORDS		RPI 51-100		RPI 101-150		RPI 150+
16-34-0	0-0-0	0-5-0		OVERALL		4-9-0		0-8-0		12-12-0	
4-9-0	0-0-0	0-2-0		HOME		0-3-0		0-0-0		4-4-0	
3-18-0	0-0-0	0-3-0		AWAY		2-4-0		0-7-0		1-4-0	
9-7-0	0-0-0	0-0-0		NEUTRAL		2-2-0		0-1-0		7-4-0	
11-15-0	0-0-0	0-2-0		NON-CONFERENCE		3-4-0		0-2-0		8-7-0	
1-1-0	0-0-0	0-0-0		HOME		0-0-0		0-0-0		1-1-0	
1-7-0	0-0-0	0-0-0		AWAY		1-2-0		0-1-0		0-2-0	
9-7-0	0-0-0	0-0-0		NEUTRAL		2-2-0		0-1-0		7-4-0	
5-19-0	0-0-0	0-3-0		CONFERENCE		1-5-0		0-6-0		4-5-0	
3-8-0	0-0-0	0-2-0		HOME		0-3-0		0-0-0		3-3-0	
2-11-0	0-0-0	0-1-0		AWAY		1-2-0		0-6-0		1-2-0	
0-0-0	0-0-0	0-0-0		NEUTRAL		0-0-0		0-0-0		0-0-0	
RPI S	Opponent	Score	RPI S	Opponent	Score	RPI S	Opponent	Score	RPI S	Opponent	Score
			26 A	Tulsa	1 8	55 N	Kansas	0 8	108 N	Chattanooga	2 9
			35 A	Georgia	1 9	59 A	Auburn	1 7	142 A	Indiana	0 7
			47 A	Illinois St.	4 12	69 H	Creighton	1 3	147 A	Bradley	0 2
			47 H	Illinois St.	1 6	69 H	Creighton	5 16	147 A	Bradley	3 5
			47 H	Illinois St.	3 5	69 H	Creighton	1 9	147 A	Bradley	2 3
						71 A	Illinois	6 5	148 A	UNI	4 9
						72 N	North Dakota St.	10 7	148 A	UNI	1 4
						72 N	North Dakota St.	2 4	148 A	UNI	1 8
						94 A	Drake	1 9	171 N	Nicholls St.	0 3
						94 A	Drake	4 3	172 N	UMKC	3 5
						94 A	Drake	1 13	174 H	Evansville	8 4
						95 A	Iowa St.	2 7	174 H	Evansville	4 2
						97 N	IPFW	9 0	174 H	Evansville	0 2
									177 N	Bryant	10 2
									178 H	Missouri St.	2 4
									178 H	Missouri St.	9 7
									178 H	Missouri St.	5 9
									185 N	Memphis	1 2
									187 A	Wichita St.	3 6
									187 A	Wichita St.	4 2
									187 A	Wichita St.	3 4
									214 N	Radford	2 3
									214 N	Radford	9 8
									218 N	Northern Colo.	3 2
									218 N	Northern Colo.	8 7
									226 H	IUPUI	6 17
									226 H	IUPUI	7 0
LAST 10 GAMES											
			174 H	Evansville	4 2		148 A	UNI	1 8		
			174 H	Evansville	0 2		148 A	UNI	4 9		
			174 H	Evansville	8 4		148 A	UNI	1 4		
			47 H	Illinois St.	3 5		47 A	Illinois St.	4 12		
			47 H	Illinois St.	1 6		69 H	Creighton	1 9		

Non-Div. I Games:

Indiana St.

Indianast.

Indianast.

Indiana St.

H
a
r
t
f
o
r
d

Hartford

RPI	S	Opponent	Score	
235	H	Sacred Heart	6	7
235	H	Sacred Heart	4	5
240	N	Norfolk St.	3	2
240	N	Norfolk St.	3	5
248	N	Saint Francis (PA)	0	2
252	A	Manhattan	1	0
252	A	Manhattan	2	12
254	H	Iona	6	4
254	H	Iona	12	11
257	N	Savannah St.	13	0
257	N	Savannah St.	7	8
264	A	Siena	9	1
264	A	Siena	5	3
265	N	Rhode Island	6	5
277	A	Rider	10	0
277	A	Rider	4	12
282	A	UMBC	2	0
282	A	UMBC	2	1
282	A	UMBC	6	0

Hartford

H
a
r
t
f
o
r
d

H
a
r
t
f
o
r
d

Average RPI Win: 188		WON-LOST	WINNING	LAST 10	STRENGTH OF		OPP. STRENGTH	TEAM	ADJ		CONF.	ADJ CONF.
Average RPI Loss: 139		RECORD	PCT. RANK	GAMES	SCHEDULE		OF SCHEDULE	RPI	RPI		RPI	RPI
DIV. I ONLY		14-31-0	.31111	243	3-7-0		186	183	239		.43548	232
DIV. I NON-CONF.		8-15-0	.34783	216	1-0-0		258	188	251		.42277	247
TOTALS		RPI 1-25	RPI 26-50		W-L RECORDS		RPI 51-100		RPI 101-150		RPI 150+	
14-31-0		0-0-0	0-2-0		OVERALL		3-8-0		1-3-0		10-18-0	
8-10-0		0-0-0	0-0-0		HOME		3-7-0		0-0-0		5-3-0	
3-14-0		0-0-0	0-1-0		AWAY		0-0-0		1-0-0		2-7-0	
3-7-0		0-0-0	0-1-0		NEUTRAL		0-1-0		0-2-0		3-3-0	
8-15-0		0-0-0	0-2-0		NON-CONFERENCE		1-2-0		0-2-0		7-9-0	
5-3-0		0-0-0	0-0-0		HOME		1-1-0		0-0-0		4-2-0	
0-5-0		0-0-0	0-0-		AWAY		0-0-0		0-0-0		0-4-0	
3-7-0		0-0-0	0-1-0		NEUTRAL		0-1-0		0-2-0		3-3-0	
6-16-0		0-0-0	0-0-0		CONFERENCE		2-6-0		1-1-0		3-9-0	
3-7-0		0-0-0	0-0-0		HOME		2-6-0		0-0-0		1-1-0	
3-9-0		0-0-0	0-0-0		AWAY		0-0-0		1-1-0		2-8-0	
0-0-0		0-0-0	0-0-0		NEUTRAL		0-0-0		0-0-0		0-0-0	
RPI S	Opponent	Score	RPI S	Opponent	Score	RPI S	Opponent	Score	RPI S	Opponent	Score	
28 A	Western Ky.	3 10	61 H	Eastern Ill.	4 1	107 A	Murray St.	1 8				
30 N	Mississippi St.	4 8	61 H	Eastern Ill.	1 10	107 A	Murray St.	9 3				
			61 H	Eastern Ill.	1 5	125 N	Bowling Green	1 4				
			73 H	SIU Edwardsville	0 13	125 N	Bowling Green	1 4				
			73 H	SIU Edwardsville	1 9	162 A	Jacksonville St.	2 4				
			73 H	SIU Edwardsville	1 11	162 A	Jacksonville St.	5 13				
			78 N	Northwestern St.	0 8	163 A	La.-Monroe	1 5				
			82 H	Georgia Tech	4 9	171 N	Nicholls St.	7 8				
			93 H	Eastern Ky.	4 6	173 N	Samford	1 2				
			93 H	Eastern Ky.	12 11	174 A	Evansville	2 9				
			99 H	Southern Ill.	14 7	174 A	Evansville	0 8				
						174 H	Evansville	0 1				
						174 H	Evansville	3 2				
						175 A	Tennessee Tech	0 4				
						175 A	Tennessee Tech	1 9				
						178 H	Missouri St.	1 2				
						178 H	Missouri St.	3 2				
						185 N	Memphis	1 2				
						193 A	Austin Peay	0 6				
						193 A	Austin Peay	5 6				
						193 A	Austin Peay	1 4				
						207 H	Morehead St.	6 7				
						207 H	Morehead St.	5 4				
						219 A	Belmont	3 1				
						219 A	Belmont	11 12				
						224 A	Jackson St.	0 1				
						228 A	Tennessee St.	4 0				
LAST 10 GAMES												
193 A	Austin Peay	1 4	207 H	Morehead St.	5 4	207 H	Morehead St.	5 4				
193 A	Austin Peay	0 6	93 H	Eastern Ky.	12 11	219 A	Belmont	3 1				
193 A	Austin Peay	5 6	93 H	Eastern Ky.	4 6	219 A	Belmont	11 12				
99 H	Southern Ill.	14 7	61 H	Eastern Ill.	1 10	224 A	Jackson St.	0 1				
207 H	Morehead St.	6 7	61 H	Eastern Ill.	1 5	228 A	Tennessee St.	4 0				

Non-Div. I Games:

Southeast Mo. St.

RPI	S	Opponent	Score	
230	H	Indiana St.	9	4
230	H	Indiana St.	5	4
251	N	Mississippi Val.	3	2
276	N	Detroit	10	7
285	N	Grambling	6	3

Southeast Mo. St.
.
S
t
.

S
o
u
t
h
e
a
s
t
M
o
.
S
t
.

Average RPI Win: 236		WON-LOST	WINNING	LAST 10	STRENGTH OF		OPP. STRENGTH	TEAM	ADJ	CONF.	ADJ CONF.
Average RPI Loss: 130		RECORD	PCT. RANK	GAMES	SCHEDULE		OF SCHEDULE	RPI	RPI	RPI	RPI
DIV. I ONLY		16-31-0	.34043	230	7-3-0		188	235	237	.43488	233
DIV. I NON-CONF.		6-30-0	.16667	270	0-2-0		83	181	244	.42777	243
TOTALS		RPI 1-25	RPI 26-50		W-L RECORDS		RPI 51-100		RPI 101-150		RPI 150+
16-31-0	0-2-0	0-0-0		OVERALL		2-13-0		0-4-0		14-12-0	
7-9-0	0-0-0	0-0-0		HOME		1-3-0		0-2-0		6-4-0	
5-11-0	0-1-0	0-0-0		AWAY		0-4-0		0-2-0		5-4-0	
4-11-0	0-1-0	0-0-0		NEUTRAL		1-6-0		0-0-0		3-4-0	
6-30-0	0-2-0	0-0-0		NON-CONFERENCE		2-13-0		0-4-0		4-11-0	
2-8-0	0-0-0	0-0-0		HOME		1-3-0		0-2-0		1-3-0	
0-11-0	0-1-0	0-0-		AWAY		0-4-0		0-2-0		0-4-0	
4-11-0	0-1-0	0-0-0		NEUTRAL		1-6-0		0-0-0		3-4-0	
10-1-0	0-0-0	0-0-0		CONFERENCE		0-0-0		0-0-0		10-1-0	
5-1-0	0-0-0	0-0-0		HOME		0-0-0		0-0-0		5-1-0	
5-0-0	0-0-0	0-0-0		AWAY		0-0-0		0-0-0		5-0-0	
0-0-0	0-0-0	0-0-0		NEUTRAL		0-0-0		0-0-0		0-0-0	
RPI S	Opponent	Score		RPI S	Opponent	Score		RPI S	Opponent	Score	
16 N	Louisville	1	8					133 A	Fla. Atlantic	0	9
19 A	Florida St.	0	20					133 A	Fla. Atlantic	0	8
								146 H	Providence	1	10
								146 H	Providence	6	18
								152 A	Loyola Marymount	4	5
								152 A	Loyola Marymount	1	7
								168 N	Stony Brook	1	2
								194 N	Dartmouth	2	1
								194 N	Dartmouth	2	3
								194 N	Dartmouth	4	8
								194 N	Dartmouth	9	6
								204 H	Cornell	3	6
								204 H	Cornell	3	7
								208 N	Elon	5	4
								210 A	UC Riverside	5	8
								210 A	UC Riverside	4	12
								244 N	Charleston So.	6	9
								257 A	Savannah St.	13	3
								257 A	Savannah St.	11	4
								257 A	Savannah St.	15	10
								261 H	Niagara	2	5
								261 H	Niagara	10	2
								278 H	N.C. A&T	2	1
								278 H	N.C. A&T	1	6
								278 H	N.C. A&T	5	1
								281 A	N.C. Central	11	4
								281 A	N.C. Central	9	1
LAST 10 GAMES				LAST 10 GAMES				LAST 10 GAMES			
				257 A	Savannah St.	11	4	278 H	N.C. A&T	2	1
				257 A	Savannah St.	13	3	80 H	UCF	4	5
				257 A	Savannah St.	15	10	53 A	North Florida	2	4
				278 H	N.C. A&T	1	6	291 H	South Carolina St.	8	0
				278 H	N.C. A&T	5	1	291 H	South Carolina St.	4	3

Non-Div. I Games:

Bethune-Cookman

RPI	S	Opponent	Score	
291	H	South Carolina St.	9	8
291	H	South Carolina St.	8	0
291	H	South Carolina St.	4	3

Bethune-Cookman

B
e
t
h
u
n
e
-
C
o
o
k
m
a
n

B
e
t
h
u
n
e
-
C
o
o
k
m
a
n

Average RPI Win:		234	WON-LOST RECORD		WINNING PCT. RANK		LAST 10 GAMES		STRENGTH OF SCHEDULE		OPP. STRENGTH OF SCHEDULE		TEAM RPI		ADJ RPI		CONF. RPI		ADJ CONF. RPI				
DIV. I ONLY			16-34-0		.32	240	3-7-0		180		168		231		.43427	234	12		12				
DIV. I NON-CONF.			13-20-0		.39394	198	2-2-0		227		226		225		.4371	232	12		12				
TOTALS		RPI 1-25		RPI 26-50		W-L RECORDS		RPI 51-100		RPI 101-150		RPI 150+											
16-34-0		0-6-0		1-7-0		OVERALL		0-3-0		1-4-0		14-14-0											
8-18-0		0-2-0		0-5-0		HOME		0-1-0		0-3-0		8-7-0											
5-10-0		0-2-0		1-2-0		AWAY		0-2-0		1-1-0		3-3-0											
3-6-0		0-2-0		0-0-0		NEUTRAL		0-0-0		0-0-0		3-4-0											
13-20-0		0-4-0		0-2-0		NON-CONFERENCE		0-3-0		1-4-0		12-7-0											
7-8-0		0-0-0		0-2-0		HOME		0-1-0		0-3-0		7-2-0											
3-6-0		0-2-0		0-0-		AWAY		0-2-0		1-1-0		2-1-0											
3-6-0		0-2-0		0-0-0		NEUTRAL		0-0-0		0-0-0		3-4-0											
3-14-0		0-2-0		1-5-0		CONFERENCE		0-0-0		0-0-0		2-7-0											
1-10-0		0-2-0		0-3-0		HOME		0-0-0		0-0-0		1-5-0											
2-4-0		0-0-0		1-2-0		AWAY		0-0-0		0-0-0		1-2-0											
0-0-0		0-0-0		0-0-0		NEUTRAL		0-0-0		0-0-0		0-0-0											
RPI	S	Opponent		Score		RPI	S	Opponent		Score		RPI	S	Opponent		Score		RPI	S	Opponent		Score	
3	A	Florida		0	10	39	H	James Madison		1	12	58	H	Neb. Omaha		2	6	113	H	UNC Greensboro		0	9
3	A	Florida		1	9	39	H	James Madison		1	6	92	A	Coastal Caro.		3	4	116	H	Campbell		3	9
10	N	Tennessee		1	9	39	H	James Madison		2	11	92	A	Coastal Caro.		5	6	116	H	Campbell		3	5
10	N	Tennessee		0	9	46	H	USC Upstate		0	6							136	A	East Carolina		5	3
24	H	Hofstra		4	8	46	H	USC Upstate		3	4							136	A	East Carolina		2	3
24	H	Hofstra		0	11	48	A	Georgia St.		0	1							159	H	Towson		4	8
						48	A	Georgia St.		2	8							159	H	Towson		3	9
						48	A	Georgia St.		4	2							159	H	Towson		7	12
																		195	N	Presbyterian		4	5
																		195	N	Presbyterian		7	3
																		199	N	Valparaiso		1	16
																		209	H	Drexel		1	4
																		209	H	Drexel		3	1
																		209	H	Drexel		2	6
																		212	N	Western Caro.		1	4
																		220	N	Liberty		3	1
																		225	A	George Mason		1	2
																		225	A	George Mason		8	2
																		225	A	George Mason		5	6
																		227	H	Gardner-Webb		2	4
																		244	A	Charleston So.		4	5
																		244	N	Charleston So.		6	5
																		254	H	Iona		2	1
																		254	H	Iona		3	2
																		257	N	Savannah St.		10	13
																		276	H	Detroit		4	10
																		276	H	Detroit		8	0
				LAST 10 GAMES																			
						209	H	Drexel		3	1	116	H	Campbell		3	9	254	H	Iona		2	1
						209	H	Drexel		1	4	116	H	Campbell		3	5	254	H	Iona		3	2
						209	H	Drexel		2	6	159	H	Towson		4	8	257	N	Savannah St.		10	13
						281	H	N.C. Central		9	0	159	H	Towson		3	9	276	H	Detroit		4	10
						281	H	N.C. Central		5	1	159	H	Towson		7	12	276	H	Detroit		8	0

Non-Div. I Games:

UNC Wilmington

RPI	S	Opponent	Score	
278	A	N.C. A&T	12	0
278	A	N.C. A&T	14	3
281	H	N.C. Central	5	1
281	H	N.C. Central	9	0
282	H	UMBC	14	4
282	H	UMBC	3	1

UNC Wilmington

U
N
C
W
i
l
m
i
n
g
t
o
n

U
N
C
W
i
l
m
i
n
g
t
o
n

Average RPI Win:	241	WON-LOST	WINNING	LAST 10	STRENGTH OF	OPP. STRENGTH	TEAM	ADJ	CONF.	ADJ CONF.					
Average RPI Loss:	175	RECORD	PCT. RANK	GAMES	SCHEDULE	OF SCHEDULE	RPI	RPI	RPI	RPI					
DIV. I ONLY	22-26-0	.45833	161	4-6-0	264	248	233	.43296	235	23	23				
DIV. I NON-CONF.	18-14-0	.5625	102	4-2-0	272	274	210	.45184	212	23	24				
<hr/>															
TOTALS	RPI 1-25	RPI 26-50		W-L RECORDS		RPI 51-100		RPI 101-150		RPI 150+					
22-26-0	0-0-0	0-0-0		OVERALL		0-3-0		1-5-0		21-18-0					
7-10-0	0-0-0	0-0-0		HOME		0-2-0		0-1-0		7-7-0					
9-10-0	0-0-0	0-0-0		AWAY		0-0-0		0-1-0		9-8-0					
6-6-0	0-0-0	0-0-0		NEUTRAL		0-1-0		1-2-0		5-3-0					
<hr/>															
18-14-0	0-0-0	0-0-0		NON-CONFERENCE		0-1-0		1-3-0		17-10-0					
4-3-0	0-0-0	0-0-0		HOME		0-0-0		0-1-0		4-2-0					
8-5-0	0-0-0	0-0-		AWAY		0-0-0		0-0-0		8-5-0					
6-6-0	0-0-0	0-0-0		NEUTRAL		0-1-0		1-2-0		5-3-0					
<hr/>															
4-12-0	0-0-0	0-0-0		CONFERENCE		0-2-0		0-2-0		4-8-0					
3-7-0	0-0-0	0-0-0		HOME		0-2-0		0-0-0		3-5-0					
1-5-0	0-0-0	0-0-0		AWAY		0-0-0		0-2-0		1-3-0					
0-0-0	0-0-0	0-0-0		NEUTRAL		0-0-0		0-0-0		0-0-0					
<hr/>															
RPI S	Opponent	Score	RPI S	Opponent	Score	RPI S	Opponent	Score	RPI S	Opponent	Score				
						85 N	UT Martin	0	1	110 N	Penn	1	5		
						96 H	Monmouth	0	1	114 H	Connecticut	0	1		
						96 H	Monmouth	1	6	118 A	Central Conn. St.	0	5		
										118 A	Central Conn. St.	0	4		
										138 N	South Dakota	0	12		
										138 N	South Dakota	12	5		
										168 A	Stony Brook	2	3		
										168 A	Stony Brook	0	11		
										169 A	Charlotte	2	5		
										169 A	Charlotte	0	3		
										176 A	Fairfield	0	4		
										176 H	Fairfield	6	14		
										177 A	Bryant	3	4		
										177 A	Bryant	2	3		
										184 H	Boston U.	0	8		
										189 A	Fairleigh Dickinson	3	1		
										189 A	Fairleigh Dickinson	2	8		
										190 N	Akron	3	1		
										191 H	LIU Brooklyn	2	3		
										191 H	LIU Brooklyn	5	4		
										194 H	Dartmouth	7	6		
										194 H	Dartmouth	6	3		
						LAST 10 GAMES						212 N	Western Caro.	2	0
												223 H	Quinnipiac	3	4
223 H	Quinnipiac	0	6												
231 A	Hartford	5	4												
231 A	Hartford	7	6												
						247 H	Mt. St. Mary's	2	3						
						177 A	Bryant	2	3						
						177 A	Bryant	3	4						
						271 A	Yale	8	0						
						271 A	Yale	15	6						

Non-Div. I Games:

Sacred Heart

Sacred Heart

Average RPI Win: 155		WON-LOST	WINNING	LAST 10	STRENGTH OF		OPP. STRENGTH	TEAM	ADJ	CONF.	ADJ CONF.										
Average RPI Loss: 109		RECORD	PCT. RANK	GAMES	SCHEDULE		OF SCHEDULE	RPI	RPI	RPI	RPI										
DIV. I ONLY		9-38-0	.19149	277	1-9-0		111	111	244	.43188	236	13	13								
DIV. I NON-CONF.		5-18-0	.21739	261	0-2-0		127	59	236	.43984	226	14	14								
<hr/>																					
TOTALS		RPI 1-25		RPI 26-50		W-L RECORDS		RPI 51-100		RPI 101-150		RPI 150+									
9-38-0		0-4-0		0-0-0		OVERALL		2-16-0		3-10-0		4-8-0									
5-13-0		0-0-0		0-0-0		HOME		2-7-0		1-1-0		2-5-0									
2-17-0		0-4-0		0-0-0		AWAY		0-3-0		2-9-0		0-1-0									
2-8-0		0-0-0		0-0-0		NEUTRAL		0-6-0		0-0-0		2-2-0									
5-18-0		0-4-0		0-0-0		NON-CONFERENCE		1-8-0		1-3-0		3-3-0									
3-3-0		0-0-0		0-0-0		HOME		1-2-0		1-1-0		1-0-0									
0-7-0		0-4-0		0-0-		AWAY		0-0-0		0-2-0		0-1-0									
2-8-0		0-0-0		0-0-0		NEUTRAL		0-6-0		0-0-0		2-2-0									
4-20-0		0-0-0		0-0-0		CONFERENCE		1-8-0		2-7-0		1-5-0									
2-10-0		0-0-0		0-0-0		HOME		1-5-0		0-0-0		1-5-0									
2-10-0		0-0-0		0-0-0		AWAY		0-3-0		2-7-0		0-0-0									
0-0-0		0-0-0		0-0-0		NEUTRAL		0-0-0		0-0-0		0-0-0									
RPI	S	Opponent		Score		RPI	S	Opponent		Score		RPI	S	Opponent		Score					
2	A	Texas		0	6			55	H	Kansas		1	0	129	H	New Mexico		6	5		
2	A	Texas		0	8			55	H	Kansas		3	11	131	A	Southeastern La.		2	10		
25	A	Baylor		0	7			59	H	Auburn		4	6	131	A	Southeastern La.		6	0		
25	A	Baylor		1	4			62	N	Pacific		2	11	131	A	Southeastern La.		0	5		
								75	H	Sam Houston St.		2	10	141	A	Stephen F. Austin		0	6		
								75	H	Sam Houston St.		5	8	141	A	Stephen F. Austin		1	5		
								75	H	Sam Houston St.		6	5	141	A	Stephen F. Austin		5	4		
								78	H	Northwestern St.		0	9	144	A	Lamar		4	5		
								78	H	Northwestern St.		1	5	144	A	Lamar		6	9		
								78	H	Northwestern St.		2	5	144	A	Lamar		6	7		
								81	A	McNeese St.		2	4	149	A	UTSA		1	9		
								81	A	McNeese St.		1	4	149	A	UTSA		1	5		
								81	A	McNeese St.		1	5	149	H	UTSA		4	9		
								84	N	North Texas		3	11	167	A	Texas St.		1	7		
								84	N	North Texas		3	7	171	H	Nicholls St.		1	4		
								84	N	North Texas		1	9	171	H	Nicholls St.		2	3		
								90	N	Purdue		0	3	171	H	Nicholls St.		2	5		
								90	N	Purdue		0	7	179	H	Houston Baptist		4	12		
														179	H	Houston Baptist		4	3		
														179	H	Houston Baptist		3	9		
														185	N	Memphis		3	0		
														185	N	Memphis		5	7		
														218	N	Northern Colo.		6	4		
														218	N	Northern Colo.		0	5		
														283	H	Southern U.		7	3		
<hr/>																					
LAST 10 GAMES																					
				171	H	Nicholls St.		2	3	141	A	Stephen F. Austin		1	5	218	N	Northern Colo.		6	4
				171	H	Nicholls St.		1	4	149	A	UTSA		1	9	218	N	Northern Colo.		0	5
				171	H	Nicholls St.		2	5	149	A	UTSA		1	5	283	H	Southern U.		7	3
				141	A	Stephen F. Austin		0	6	75	H	Sam Houston St.		5	8						
				141	A	Stephen F. Austin		5	4	75	H	Sam Houston St.		2	10						

Non-Div. I Games:

A&M-Corpus Christi

[illegible]

Non-Div. I Games:

Wright St.

W
r
i
g
h
t
s
t
.

W
r
i
g
h
t
s
t
.

Wright St.

UTEP						Through Games Of April 28, 2013									
Average RPI Win: 213 Average RPI Loss: 122		WON-LOST RECORD	WINNING PCT. RANK		LAST 10 GAMES	STRENGTH OF SCHEDULE	OPP. STRENGTH OF SCHEDULE	TEAM RPI	ADJ RPI		CONF. RPI	ADJ CONF. RPI			
DIV. I ONLY		11-33-0	.25	265	0-10-0	124	185	238	.42922	238	10	10			
DIV. I NON-CONF.		10-14-0	.41667	184	0-2-0	173	269	204	.45356	211	9	9			
TOTALS		RPI 1-25	RPI 26-50		W-L RECORDS	RPI 51-100		RPI 101-150		RPI 150+					
11-33-0		0-0-0	0-9-0		OVERALL	0-5-0		2-9-0		9-10-0					
3-15-0		0-0-0	0-6-0		HOME	0-1-0		1-4-0		2-4-0					
4-12-0		0-0-0	0-3-0		AWAY	0-4-0		1-3-0		3-2-0					
4-6-0		0-0-0	0-0-0		NEUTRAL	0-0-0		0-2-0		4-4-0					
10-14-0		0-0-0	0-0-0		NON-CONFERENCE	0-2-0		2-6-0		8-6-0					
3-3-0		0-0-0	0-0-0		HOME	0-1-0		1-1-0		2-1-0					
3-5-0		0-0-0	0-0-		AWAY	0-1-0		1-3-0		2-1-0					
4-6-0		0-0-0	0-0-0		NEUTRAL	0-0-0		0-2-0		4-4-0					
1-19-0		0-0-0	0-9-0		CONFERENCE	0-3-0		0-3-0		1-4-0					
0-12-0		0-0-0	0-6-0		HOME	0-0-0		0-3-0		0-3-0					
1-7-0		0-0-0	0-3-0		AWAY	0-3-0		0-0-0		1-1-0					
0-0-0		0-0-0	0-0-0		NEUTRAL	0-0-0		0-0-0		0-0-0					
RPI	S	Opponent	Score	RPI	S	Opponent	Score	RPI	S	Opponent	Score	RPI	S	Opponent	Score
				26	H	Tulsa	1 11	76	A	New Mexico St.	1 7	112	A	Fresno St.	2 10
				26	H	Tulsa	0 5	76	H	New Mexico St.	4 5	123	N	UC Davis	3 5
				26	H	Tulsa	0 8	80	A	UCF	0 8	129	A	New Mexico	2 4
				36	A	UAB	1 5	80	A	UCF	2 4	129	A	New Mexico	5 6
				36	A	UAB	2 7	80	A	UCF	2 3	131	A	Southeastern La.	4 3
				36	A	UAB	1 4					136	H	East Carolina	0 9
				37	H	Houston	2 17					136	H	East Carolina	4 9
				37	H	Houston	7 10					136	H	East Carolina	0 8
				37	H	Houston	1 10					138	H	South Dakota	3 5
												138	H	South Dakota	3 2
												138	N	South Dakota	1 6
												185	H	Memphis	1 5
												185	H	Memphis	2 4
												185	H	Memphis	5 6
												186	A	Southern Miss.	3 4
												186	A	Southern Miss.	10 4
												197	N	Sacramento St.	2 3
												210	N	UC Riverside	5 3
												210	N	UC Riverside	9 1
												219	A	Belmont	11 5
												224	A	Jackson St.	11 7
												224	A	Jackson St.	2 3
												242	N	Texas Southern	1 4
												249	N	South Dakota St.	13 5
												250	N	Cleveland St.	4 7
												251	N	Mississippi Val.	1 6
												251	N	Mississippi Val.	12 9
LAST 10 GAMES															
				26	H	Tulsa	0 8	36	A	UAB	1 4	26	H	Tulsa	1 11
				26	H	Tulsa	1 11	36	A	UAB	2 7	26	H	Tulsa	0 5
				26	H	Tulsa	0 5	36	A	UAB	1 5	129	A	New Mexico	5 6
				129	A	New Mexico	5 6	37	H	Houston	1 10	129	A	New Mexico	2 4
				129	A	New Mexico	2 4	37	H	Houston	2 17				

Non-Div. I Games: LSU-Alexandria 5 4

UTEP

RPI	S	Opponent	Score	
264	H	Siena	4	5
264	H	Siena	3	1
264	H	Siena	11	1

UTEP

U
T
E
P

U
T
E
P

Average RPI Win: 233		WON-LOST	WINNING	LAST 10	STRENGTH OF		OPP. STRENGTH	TEAM	ADJ	CONF.	ADJ CONF.					
Average RPI Loss: 138		RECORD	PCT. RANK	GAMES	SCHEDULE		OF SCHEDULE	RPI	RPI	RPI	RPI					
DIV. I ONLY		17-29-0	.36957	217	8-2-0		243	219	250	.42899	239	31	31			
DIV. I NON-CONF.		9-26-0	.25714	251	1-0-0		162	153	239	.43684	234	31	31			
<hr/>																
TOTALS		RPI 1-25	RPI 26-50		W-L RECORDS		RPI 51-100		RPI 101-150		RPI 150+					
17-29-0		0-2-0	1-1-0		OVERALL		1-10-0		0-3-0		15-13-0					
7-5-0		0-0-0	0-1-0		HOME		0-1-0		0-0-0		7-3-0					
6-8-0		0-2-0	0-0-0		AWAY		1-3-0		0-1-0		5-2-0					
4-16-0		0-0-0	1-0-0		NEUTRAL		0-6-0		0-2-0		3-8-0					
<hr/>																
9-26-0		0-2-0	1-1-0		NON-CONFERENCE		1-10-0		0-3-0		7-10-0					
3-3-0		0-0-0	0-1-0		HOME		0-1-0		0-0-0		3-1-0					
2-7-0		0-2-0	0-0-		AWAY		1-3-0		0-1-0		1-1-0					
4-16-0		0-0-0	1-0-0		NEUTRAL		0-6-0		0-2-0		3-8-0					
<hr/>																
8-3-0		0-0-0	0-0-0		CONFERENCE		0-0-0		0-0-0		8-3-0					
4-2-0		0-0-0	0-0-0		HOME		0-0-0		0-0-0		4-2-0					
4-1-0		0-0-0	0-0-0		AWAY		0-0-0		0-0-0		4-1-0					
0-0-0		0-0-0	0-0-0		NEUTRAL		0-0-0		0-0-0		0-0-0					
<hr/>																
RPI	S	Opponent	Score		RPI	S	Opponent	Score		RPI	S	Opponent	Score			
3	A	Florida	2	20	29	H	Minnesota	0	10	53	A	North Florida	7	4		
19	A	Florida St.	0	4	41	N	South Carolina	5	4	53	N	North Florida	0	6		
										63	N	Ball St.	0	9		
										77	H	Jacksonville	4	6		
										77	N	Jacksonville	1	4		
										77	N	Jacksonville	2	5		
										80	A	UCF	1	9		
										80	A	UCF	1	3		
										86	A	Stetson	0	11		
										94	N	Drake	0	1		
										100	N	Robert Morris	1	4		
<hr/>																
					LAST 10 GAMES											
					291 A South Carolina St.					4	0	281 H N.C. Central			8	2
					291 A South Carolina St.					3	0	278 A N.C. A&T			5	0
					262 H Alabama St.					3	2	278 A N.C. A&T			9	6
					281 H N.C. Central					4	6	278 A N.C. A&T			4	9
					281 H N.C. Central					8	1	278 A N.C. A&T			9	6
												257 H Savannah St.			6	0
												281 H N.C. Central			8	1

Non-Div. I Games:

Florida A&M

RPI	S	Opponent	Score	
281	H	N.C. Central	4	6
281	H	N.C. Central	8	2
291	A	South Carolina St.	4	0
291	A	South Carolina St.	3	0

Florida A&M

F
l
o
r
i
d
a
A
&
M

F
l
o
r
i
d
a
A
&
M

Average RPI Win: 266		WON-LOST	WINNING	LAST 10	STRENGTH OF		OPP. STRENGTH	TEAM	ADJ		CONF.	ADJ CONF.
Average RPI Loss: 172		RECORD	PCT. RANK	GAMES	SCHEDULE		OF SCHEDULE	RPI	RPI		RPI	RPI
DIV. I ONLY		25-18-0	.5814	98	10-0-0		286	284	246		31	31
DIV. I NON-CONF.		6-14-0	.3	239	2-0-0		131	217	221		31	31
TOTALS		RPI 1-25	RPI 26-50		W-L RECORDS		RPI 51-100		RPI 101-150		RPI 150+	
25-18-0		0-0-0	0-0-0		OVERALL		0-4-0		0-4-0		25-10-0	
12-9-0		0-0-0	0-0-0		HOME		0-4-0		0-2-0		12-3-0	
12-4-0		0-0-0	0-0-0		AWAY		0-0-0		0-2-0		12-2-0	
1-5-0		0-0-0	0-0-0		NEUTRAL		0-0-0		0-0-0		1-5-0	
6-14-0		0-0-0	0-0-0		NON-CONFERENCE		0-4-0		0-4-0		6-6-0	
3-7-0		0-0-0	0-0-0		HOME		0-4-0		0-2-0		3-1-0	
2-2-0		0-0-0	0-0-		AWAY		0-0-0		0-2-0		2-0-0	
1-5-0		0-0-0	0-0-0		NEUTRAL		0-0-0		0-0-0		1-5-0	
19-4-0		0-0-0	0-0-0		CONFERENCE		0-0-0		0-0-0		19-4-0	
9-2-0		0-0-0	0-0-0		HOME		0-0-0		0-0-0		9-2-0	
10-2-0		0-0-0	0-0-0		AWAY		0-0-0		0-0-0		10-2-0	
0-0-0		0-0-0	0-0-0		NEUTRAL		0-0-0		0-0-0		0-0-0	
RPI S	Opponent	Score	RPI S	Opponent	Score	RPI S	Opponent	Score	RPI S	Opponent	Score	
						88 H	Longwood	7 19	101 A	Delaware	6 15	
						88 H	Longwood	0 2	101 H	Delaware	4 12	
						96 H	Monmouth	0 11	101 H	Delaware	2 10	
						96 H	Monmouth	0 10	116 A	Campbell	2 6	
									157 N	Villanova	6 7	
									189 H	Fairleigh Dickinson	5 1	
									196 H	Army	8 6	
									207 N	Morehead St.	1 11	
									209 N	Drexel	3 5	
									215 H	Marist	8 6	
									215 H	Marist	2 11	
									216 N	Northern Ky.	1 4	
									225 A	George Mason	4 3	
									225 A	George Mason	2 0	
									231 N	Hartford	2 3	
									231 N	Hartford	5 3	
									257 A	Savannah St.	7 12	
									257 A	Savannah St.	7 8	
									274 H	Delaware St.	9 1	
									274 H	Delaware St.	6 0	
									274 H	Delaware St.	4 3	
									278 A	N.C. A&T	16 8	
									278 A	N.C. A&T	16 2	
									279 A	Coppin St.	10 2	
									279 A	Coppin St.	15 3	
									279 A	Coppin St.	10 2	
									281 A	N.C. Central	9 4	
			LAST 10 GAMES									
			225 A	George Mason	2 0	281 A	N.C. Central	8 0	278 A	N.C. A&T	16 2	
			225 A	George Mason	4 3	281 A	N.C. Central	9 4	279 A	Coppin St.	10 2	
			274 H	Delaware St.	6 0	289 A	Morgan St.	4 2	279 A	Coppin St.	15 3	
			274 H	Delaware St.	4 3	289 A	Morgan St.	7 2	279 A	Coppin St.	10 2	
			274 H	Delaware St.	9 1	289 A	Morgan St.	17 7	281 A	N.C. Central	9 4	

Non-Div. I Games:

Norfolk St.

RPI	S	Opponent	Score	
281	A	N.C. Central	8	0
281	H	N.C. Central	8	4
281	H	N.C. Central	4	6
287	H	UMES	6	9
287	H	UMES	8	5
287	H	UMES	4	3
289	A	Morgan St.	4	2
289	A	Morgan St.	17	7
289	A	Morgan St.	7	2
290	H	Howard	10	0
290	H	Howard	14	0
290	H	Howard	10	2

Norfolk St.

N
o
r
f
o
l
k
S
t
.

N
o
r
f
o
l
k
S
t
.

Average RPI Win:		183	WON-LOST RECORD		WINNING PCT. RANK		LAST 10 GAMES		STRENGTH OF SCHEDULE		OPP. STRENGTH OF SCHEDULE		TEAM RPI		ADJ RPI		CONF. RPI		ADJ CONF. RPI	
DIV. I ONLY			10-41-0		.19608 275		2-8-0		100		165		242		.42808 241		17		16	
DIV. I NON-CONF.			6-27-0		.18182 268		0-4-0		121		138		248		.42322 246		16		16	
TOTALS		RPI 1-25		RPI 26-50		W-L RECORDS		RPI 51-100		RPI 101-150		RPI 150+								
10-41-0		0-3-0		0-4-0		OVERALL		0-9-0		3-13-0		7-12-0								
4-10-0		0-0-0		0-0-0		HOME		0-4-0		2-3-0		2-3-0								
4-13-0		0-1-0		0-2-0		AWAY		0-3-0		1-3-0		3-4-0								
2-18-0		0-2-0		0-2-0		NEUTRAL		0-2-0		0-7-0		2-5-0								
6-27-0		0-3-0		0-4-0		NON-CONFERENCE		0-3-0		1-9-0		5-8-0								
0-5-0		0-0-0		0-0-0		HOME		0-1-0		0-2-0		0-2-0								
4-4-0		0-1-0		0-0-		AWAY		0-0-0		1-0-0		3-1-0								
2-18-0		0-2-0		0-2-0		NEUTRAL		0-2-0		0-7-0		2-5-0								
4-14-0		0-0-0		0-0-0		CONFERENCE		0-6-0		2-4-0		2-4-0								
4-5-0		0-0-0		0-0-0		HOME		0-3-0		2-1-0		2-1-0								
0-9-0		0-0-0		0-0-0		AWAY		0-3-0		0-3-0		0-3-0								
0-0-0		0-0-0		0-0-0		NEUTRAL		0-0-0		0-0-0		0-0-0								
RPI S	Opponent		Score		RPI S	Opponent		Score		RPI S	Opponent		Score		RPI S	Opponent		Score		
2 A	Texas		2	13	26 N	Tulsa		0	8	70 A	San Jose St.		0	8	104 N	Colorado St.		3	4	
6 N	Nebraska		0	9	26 N	Tulsa		0	3	70 A	San Jose St.		1	4	112 N	Fresno St.		6	9	
10 N	Tennessee		0	10	32 A	Arizona		1	13	70 A	San Jose St.		1	2	127 H	Utah Valley		2	3	
					49 A	San Diego St.		1	4	74 H	Utah		3	14	129 N	New Mexico		2	4	
										76 H	New Mexico St.		0	3	132 H	BYU		0	5	
										76 H	New Mexico St.		6	17	135 A	Boise St.		5	3	
										76 H	New Mexico St.		2	5	135 N	Boise St.		0	2	
										90 N	Purdue		1	2	138 N	South Dakota		4	5	
										94 N	Drake		0	5	139 A	Texas-Arlington		0	1	
															139 A	Texas-Arlington		0	1	
															139 A	Texas-Arlington		0	1	
															144 N	Lamar		2	5	
															144 N	Lamar		1	2	
															149 H	UTSA		4	5	
															149 H	UTSA		1	0	
															149 H	UTSA		2	1	
															152 N	Loyola Marymount		0	3	
															161 N	Portland St.		6	5	
															161 N	Portland St.		0	7	
															170 H	Louisiana Tech		8	4	
															170 H	Louisiana Tech		5	2	
															170 H	Louisiana Tech		1	6	
															180 A	San Diego		3	4	
															182 A	Idaho St.		12	4	
															182 H	Idaho St.		2	3	
															182 N	Idaho St.		3	2	
															182 N	Idaho St.		0	9	
LAST 10 GAMES																				
				139 A	Texas-Arlington		0	1	170 H	Louisiana Tech		1	6							
				139 A	Texas-Arlington		0	1	170 H	Louisiana Tech		8	4							
				139 A	Texas-Arlington		0	1	74 H	Utah		3	14							
				182 H	Idaho St.		2	3	229 H	Southern Utah		4	5							
				170 H	Louisiana Tech		5	2	127 H	Utah Valley		2	3							

Non-Div. I Games:

Utah St.

Utah
St.

U
t
a
h
s
t
.

Utah St.

Average RPI Win:	261	WON-LOST RECORD	WINNING PCT. RANK	LAST 10 GAMES	STRENGTH OF SCHEDULE	OPP. STRENGTH OF SCHEDULE	TEAM RPI	ADJ RPI	CONF. RPI	ADJ CONF. RPI	
DIV. I ONLY	21-10-0	.67742	53	8-2-0	281	262	191	.4272	242	30	30
DIV. I NON-CONF.	6-9-0	.4	195	0-2-0	202	168	206	.41635	249	30	30
<hr/>											
TOTALS	RPI 1-25	RPI 26-50		W-L RECORDS	RPI 51-100		RPI 101-150		RPI 150+		
21-10-0	0-1-0	0-0-0		OVERALL	0-3-0		1-3-0		20-3-0		
8-4-0	0-0-0	0-0-0		HOME	0-2-0		1-1-0		7-1-0		
7-3-0	0-1-0	0-0-0		AWAY	0-1-0		0-1-0		7-0-0		
6-3-0	0-0-0	0-0-0		NEUTRAL	0-0-0		0-1-0		6-2-0		
<hr/>											
6-9-0	0-1-0	0-0-0		NON-CONFERENCE	0-3-0		1-3-0		5-2-0		
3-4-0	0-0-0	0-0-0		HOME	0-2-0		1-1-0		2-1-0		
1-3-0	0-1-0	0-0-		AWAY	0-1-0		0-1-0		1-0-0		
2-2-0	0-0-0	0-0-0		NEUTRAL	0-0-0		0-1-0		2-1-0		
<hr/>											
15-1-0	0-0-0	0-0-0		CONFERENCE	0-0-0		0-0-0		15-1-0		
5-0-0	0-0-0	0-0-0		HOME	0-0-0		0-0-0		5-0-0		
6-0-0	0-0-0	0-0-0		AWAY	0-0-0		0-0-0		6-0-0		
4-1-0	0-0-0	0-0-0		NEUTRAL	0-0-0		0-0-0		4-1-0		
<hr/>											
RPI S	Opponent	Score	RPI S	Opponent	Score	RPI S	Opponent	Score	RPI S	Opponent	Score
2 A	Texas	0 8				75 A	Sam Houston St.	0 8	131 H	Southeastern La.	1 2
						75 H	Sam Houston St.	2 6	138 N	South Dakota	3 5
						75 H	Sam Houston St.	4 9	144 A	Lamar	1 4
									144 H	Lamar	5 3
									179 A	Houston Baptist	8 5
									179 H	Houston Baptist	2 3
									224 N	Jackson St.	5 7
									238 N	UTEP	4 1
									245 H	Bucknell	3 2
									245 H	Bucknell	4 3
									249 N	South Dakota St.	3 7
									251 N	Mississippi Val.	5 3
									262 N	Alabama St.	6 3
									266 A	Ark.-Pine Bluff	5 0
									266 A	Ark.-Pine Bluff	8 0
									266 A	Ark.-Pine Bluff	11 1
									275 N	Alcorn	8 0
									282 N	UMBC	14 5
									283 A	Southern U.	14 3
									283 A	Southern U.	14 2
									283 A	Southern U.	6 0
			LAST 10 GAMES						284 N	Alabama A&M	10 2
			288 H	Prairie View	5 3	283 A	Southern U.	14 3	285 H	Grambling	17 3
			288 H	Prairie View	5 2	144 A	Lamar	1 4	285 H	Grambling	8 1
			75 A	Sam Houston St.	0 8	266 A	Ark.-Pine Bluff	5 0	285 H	Grambling	14 6
			283 A	Southern U.	14 2	266 A	Ark.-Pine Bluff	8 0	288 H	Prairie View	5 3
			283 A	Southern U.	6 0	266 A	Ark.-Pine Bluff	11 1	288 H	Prairie View	5 2
<hr/>											
Non-Div. I Games:	Houston-Victoria	7 8	Houston-Victoria	4 3	Houston-Victoria	2 1	Northwood (TX)	5 7			
	Northwood (TX)	5 3	Our Lady Of The Lake	7 8	Huston-Tillotson	10 0	Northwood (TX)	Texas Southern	3 1		

T
e
x
a
s
S
o
u
t
h
e
r
n

	Texas Southern						Through Games Of April 28, 2013					
Non-Div. I Games:	LSU-Alexandria	5	2	Northwood (TX)	5	2	Huston-Tillotson	15	0	Langston	Texas Southern	
	Houston-Victoria	8	0	Our Lady Of The Lake	9	2	Langston	3	6			

T
e
x
a
s
S
o
u
t
h
e
r
n

RPI	S	Opponent	Score	
215	N	Marist	0	8
221	N	Green Bay	1	3
221	N	Green Bay	6	7
252	A	Manhattan	11	1
252	A	Manhattan	8	9
252	N	Manhattan	4	3
252	N	Manhattan	2	6
254	N	Iona	0	1
254	N	Iona	2	1
268	A	Brown	12	1
268	A	Brown	1	5
271	A	Yale	2	1
271	A	Yale	7	2
272	N	Wagner	5	2
277	A	Rider	7	6
277	A	Rider	3	4
277	N	Rider	6	0
277	N	Rider	11	3
286	H	Saint Peter's	6	5
286	H	Saint Peter's	0	3
286	N	Saint Peter's	6	0

Columbia

C
o
l
u
m
b
i
a

C
o
l
u
m
b
i
a

Average RPI Win: 215		WON-LOST	WINNING	LAST 10	STRENGTH OF		OPP. STRENGTH	TEAM	ADJ	CONF.	ADJ CONF.
Average RPI Loss: 131		RECORD	PCT. RANK	GAMES	SCHEDULE		OF SCHEDULE	RPI	RPI	RPI	RPI
DIV. I ONLY		11-38-0	.22449	268	4-6-0		122	193	245	.42627	244
DIV. I NON-CONF.		7-21-0	.25	252	0-0-0		96	176	220	.44366	222
TOTALS		RPI 1-25	RPI 26-50		W-L RECORDS		RPI 51-100		RPI 101-150		RPI 150+
11-38-0		0-4-0	0-2-0		OVERALL		0-10-0		2-8-0		9-14-0
8-22-0		0-2-0	0-1-0		HOME		0-7-0		1-5-0		7-7-0
1-9-0		0-1-0	0-0-0		AWAY		0-3-0		1-2-0		0-3-0
2-7-0		0-1-0	0-1-0		NEUTRAL		0-0-0		0-1-0		2-4-0
7-21-0		0-4-0	0-2-0		NON-CONFERENCE		0-4-0		1-3-0		6-8-0
5-11-0		0-2-0	0-1-0		HOME		0-2-0		1-2-0		4-4-0
0-3-0		0-1-0	0-0-		AWAY		0-2-0		0-0-0		0-0-0
2-7-0		0-1-0	0-1-0		NEUTRAL		0-0-0		0-1-0		2-4-0
4-17-0		0-0-0	0-0-0		CONFERENCE		0-6-0		1-5-0		3-6-0
3-11-0		0-0-0	0-0-0		HOME		0-5-0		0-3-0		3-3-0
1-6-0		0-0-0	0-0-0		AWAY		0-1-0		1-2-0		0-3-0
0-0-0		0-0-0	0-0-0		NEUTRAL		0-0-0		0-0-0		0-0-0
RPI S	Opponent	Score	RPI S	Opponent	Score	RPI S	Opponent	Score	RPI S	Opponent	Score
3 A	Florida	3 4	30 H	Mississippi St.	4 12	57 A	Long Beach St.	1 6	106 H	Col. of Charleston	1 2
10 H	Tennessee	1 8	41 N	South Carolina	3 17	60 A	Cal St. Fullerton	2 10	106 H	Col. of Charleston	6 4
10 H	Tennessee	3 10				87 H	Appalachian St.	6 11	113 H	UNC Greensboro	4 5
18 N	UCLA	0 10				87 H	Appalachian St.	1 3	116 A	Campbell	5 8
						88 H	Longwood	0 8	116 A	Campbell	5 4
						88 H	Longwood	2 12	116 A	Campbell	4 12
						88 H	Longwood	3 9	124 N	UC Santa Barbara	0 12
						92 A	Coastal Caro.	5 6	137 H	Winthrop	3 4
						92 H	Coastal Caro.	3 11	137 H	Winthrop	3 9
						92 H	Coastal Caro.	2 11	137 H	Winthrop	2 7
									182 N	Idaho St.	5 8
									199 H	Valparaiso	5 6
									199 H	Valparaiso	1 9
									212 N	Western Caro.	0 3
									212 N	Western Caro.	0 2
									214 A	Radford	1 7
									214 A	Radford	4 12
									214 A	Radford	1 8
									220 H	Liberty	11 0
									220 H	Liberty	4 15
									220 H	Liberty	6 4
									225 H	George Mason	1 2
									225 H	George Mason	6 4
									227 H	Gardner-Webb	1 7
									227 H	Gardner-Webb	4 3
									227 H	Gardner-Webb	4 7
									233 N	Bethune-Cookman	9 6
			LAST 10 GAMES								
			227 H	Gardner-Webb	4 3	116 A	Campbell	5 4			
			227 H	Gardner-Webb	4 7	116 A	Campbell	4 12			
			227 H	Gardner-Webb	1 7	220 H	Liberty	4 15			
			92 A	Coastal Caro.	5 6	220 H	Liberty	6 4			
			116 A	Campbell	5 8	220 H	Liberty	11 0			

Non-Div. I Games:

Charleston So.

RPI	S	Opponent	Score	
234	H	UNC Wilmington	5	4
234	N	UNC Wilmington	5	6
253	H	Canisius	2	12
253	H	Canisius	13	0
257	N	Savannah St.	19	11
272	H	Wagner	9	1

Charleston So.

C
h
a
r
l
e
s
t
o
n
S
o
.

C
h
a
r
l
e
s
t
o
n
S
o
.

Average RPI Win: 234		WON-LOST RECORD	WINNING PCT. RANK	LAST 10 GAMES	STRENGTH OF SCHEDULE	OPP. STRENGTH OF SCHEDULE	TEAM RPI	ADJ RPI	CONF. RPI	ADJ CONF. RPI	
Average RPI Loss: 191											
DIV. I ONLY		20-28-0	.41667 188	7-3-0	229	274	235	.4258 245	28	28	
DIV. I NON-CONF.		9-19-0	.32143 230	2-0-0	220	272	253	.41003 255	28	28	
<hr/>											
TOTALS		RPI 1-25	RPI 26-50		W-L RECORDS		RPI 51-100		RPI 101-150		RPI 150+
20-28-0		0-0-0	0-0-0		OVERALL		0-4-0		2-4-0		18-20-0
6-5-0		0-0-0	0-0-0		HOME		0-0-0		1-3-0		5-2-0
12-19-0		0-0-0	0-0-0		AWAY		0-4-0		1-1-0		11-14-0
2-4-0		0-0-0	0-0-0		NEUTRAL		0-0-0		0-0-0		2-4-0
9-19-0		0-0-0	0-0-0		NON-CONFERENCE		0-4-0		1-1-0		8-14-0
1-2-0		0-0-0	0-0-0		HOME		0-0-0		0-0-0		1-2-0
6-13-0		0-0-0	0-0-		AWAY		0-4-0		1-1-0		5-8-0
2-4-0		0-0-0	0-0-0		NEUTRAL		0-0-0		0-0-0		2-4-0
11-9-0		0-0-0	0-0-0		CONFERENCE		0-0-0		1-3-0		10-6-0
5-3-0		0-0-0	0-0-0		HOME		0-0-0		1-3-0		4-0-0
6-6-0		0-0-0	0-0-0		AWAY		0-0-0		0-0-0		6-6-0
0-0-0		0-0-0	0-0-0		NEUTRAL		0-0-0		0-0-0		0-0-0
RPI S	Opponent	Score	RPI S	Opponent	Score	RPI S	Opponent	Score	RPI S	Opponent	Score
						81 A	McNeese St.	0 8	126 H	Lehigh	2 5
						81 A	McNeese St.	2 9	126 H	Lehigh	1 3
						88 A	Longwood	0 7	126 H	Lehigh	2 1
						88 A	Longwood	1 9	126 H	Lehigh	1 6
									144 A	Lamar	1 3
									144 A	Lamar	2 1
									158 A	George Washington	4 3
									160 N	Seton Hall	2 4
									160 N	Seton Hall	4 0
									168 N	Stony Brook	3 4
									168 N	Stony Brook	2 13
									179 A	Houston Baptist	1 6
									179 A	Houston Baptist	9 7
									196 A	Army	0 1
									196 A	Army	0 2
									196 A	Army	4 5
									196 A	Army	4 0
									209 H	Drexel	1 3
									209 H	Drexel	1 3
									242 A	Texas Southern	2 3
									242 A	Texas Southern	3 4
									248 A	Saint Francis (PA)	4 5
									248 A	Saint Francis (PA)	4 3
									248 H	Saint Francis (PA)	3 2
									250 A	Cleveland St.	2 6
									250 A	Cleveland St.	0 3
									253 N	Canisius	1 4
LAST 10 GAMES											
			259 A	Holy Cross	4 3	196 A	Army	0 1	248 A	Saint Francis (PA)	4 3
			259 A	Holy Cross	7 6	196 A	Army	4 0	248 H	Saint Francis (PA)	3 2
			259 A	Holy Cross	2 1	196 A	Army	0 2	250 A	Cleveland St.	2 6
			259 A	Holy Cross	1 0	196 A	Army	4 5	250 A	Cleveland St.	0 3
			248 H	Saint Francis (PA)	3 2	248 A	Saint Francis (PA)	4 3	253 N	Canisius	1 4

Non-Div. I Games:

Bucknell

RPI	S	Opponent	Score
255	A	Colgate	7 0
255	A	Colgate	5 8
255	A	Colgate	2 4
255	A	Colgate	2 3
258	A	La Salle	7 0
258	A	La Salle	0 8
259	A	Holy Cross	7 6
259	A	Holy Cross	4 3
259	A	Holy Cross	2 1
259	A	Holy Cross	1 0
269	N	St. Bonaventure	8 7
280	H	Lafayette	2 0
280	H	Lafayette	8 3
280	H	Lafayette	4 0
280	H	Lafayette	4 0
288	A	Prairie View	8 0
288	A	Prairie View	1 7

Bucknell

Average RPI Win:	227	WON-LOST	WINNING	LAST 10	STRENGTH OF	OPP. STRENGTH	TEAM	ADJ	CONF.	ADJ CONF.					
Average RPI Loss:	175	RECORD	PCT. RANK	GAMES	SCHEDULE	OF SCHEDULE	RPI	RPI	RPI	RPI					
DIV. I ONLY	14-22-0	.38889	206	4-6-0	254	243	252	.42346	246	27	26				
DIV. I NON-CONF.	6-12-0	.33333	223	0-1-0	177	267	235	.43707	233	25	25				
<hr/>															
TOTALS	RPI 1-25	RPI 26-50		W-L RECORDS		RPI 51-100		RPI 101-150		RPI 150+					
14-22-0	0-0-0	0-0-0		OVERALL		0-3-0		2-7-0		12-12-0					
6-6-0	0-0-0	0-0-0		HOME		0-0-0		1-2-0		5-4-0					
5-5-0	0-0-0	0-0-0		AWAY		0-0-0		1-0-0		4-0-0					
3-11-0	0-0-0	0-0-0		NEUTRAL		0-3-0		0-3-0		3-5-0					
<hr/>															
6-12-0	0-0-0	0-0-0		NON-CONFERENCE		0-3-0		0-3-0		6-6-0					
0-0-0	0-0-0	0-0-0		HOME		0-0-0		0-0-0		0-0-0					
3-1-0	0-0-0	0-0-		AWAY		0-0-0		0-0-0		3-1-0					
3-11-0	0-0-0	0-0-0		NEUTRAL		0-3-0		0-3-0		3-5-0					
<hr/>															
8-10-0	0-0-0	0-0-0		CONFERENCE		0-0-0		2-4-0		6-6-0					
6-6-0	0-0-0	0-0-0		HOME		0-0-0		1-2-0		5-4-0					
2-4-0	0-0-0	0-0-0		AWAY		0-0-0		1-2-0		1-2-0					
0-0-0	0-0-0	0-0-0		NEUTRAL		0-0-0		0-0-0		0-0-0					
<hr/>															
RPI	S	Opponent	Score	RPI	S	Opponent	Score	RPI	S	Opponent	Score				
						69	N	Creighton	2	6	116	N	Campbell	7	9
						83	N	Saint Joseph's	2	6	125	N	Bowling Green	0	1
						91	N	Fordham	0	7	127	N	Utah Valley	3	8
						130	H	Loyola Chicago	5	8					
						130	H	Loyola Chicago	6	0					
						130	H	Loyola Chicago	0	6					
						145	A	Ill.-Chicago	1	5					
						145	A	Ill.-Chicago	2	3					
						145	A	Ill.-Chicago	6	5					
						162	N	Jacksonville St.	3	8					
						181	N	Temple	1	7					
						184	N	Boston U.	4	6					
						189	N	Fairleigh Dickinson	5	1					
						196	N	Army	3	10					
						201	A	Eastern Mich.	13	3					
						201	A	Eastern Mich.	3	5					
						221	H	Green Bay	1	2					
						221	H	Green Bay	7	6					
						221	H	Green Bay	4	2					
						237	A	Wright St.	0	3					
237	A	Wright St.	3	4											
						237	A	Wright St.	7	2					
						248	A	Saint Francis (PA)	8	5					
						248	A	Saint Francis (PA)	5	3					
						250	H	Cleveland St.	2	1					
						250	H	Cleveland St.	6	11					
						250	H	Cleveland St.	4	5					

Non-Div. I Games:

Youngstown St.

RPI	S	Opponent	Score	
270	N	Maine	10	4
272	N	Wagner	10	2
276	H	Detroit	8	0
276	H	Detroit	5	0
276	H	Detroit	2	4
286	N	Saint Peter's	5	6

Youngstown St.

Y
o
u
n
g
s
t
o
w
n
s
t
.

Y
o
u
n
g
s
t
o
w
n
s
t
.

Average RPI Win: 233		WON-LOST RECORD		WINNING PCT. RANK		LAST 10 GAMES		STRENGTH OF SCHEDULE		OPP. STRENGTH OF SCHEDULE		TEAM RPI		ADJ RPI		CONF. RPI		ADJ CONF. RPI	
DIV. I ONLY		16-30-0		.34783 223		5-5-0		209		257		243		.4223 247		23		23	
DIV. I NON-CONF.		9-17-0		.34615 217		1-1-0		231		278		250		.41441 250		23		24	
TOTALS		RPI 1-25		RPI 26-50		W-L RECORDS		RPI 51-100		RPI 101-150		RPI 150+							
16-30-0		0-2-0		0-0-0		OVERALL		0-7-0		1-2-0		15-19-0							
7-11-0		0-0-0		0-0-0		HOME		0-2-0		1-1-0		6-8-0							
6-12-0		0-0-0		0-0-0		AWAY		0-0-0		0-0-0		6-2-0							
3-7-0		0-1-0		0-0-0		NEUTRAL		0-1-0		0-1-0		3-4-0							
9-17-0		0-2-0		0-0-0		NON-CONFERENCE		0-3-0		0-1-0		9-11-0							
3-5-0		0-0-0		0-0-0		HOME		0-0-0		0-0-0		3-5-0							
3-5-0		0-1-0		0-0-		AWAY		0-2-0		0-0-0		3-2-0							
3-7-0		0-1-0		0-0-0		NEUTRAL		0-1-0		0-1-0		3-4-0							
7-13-0		0-0-0		0-0-0		CONFERENCE		0-4-0		1-1-0		6-8-0							
4-6-0		0-0-0		0-0-0		HOME		0-2-0		1-1-0		3-3-0							
3-7-0		0-0-0		0-0-0		AWAY		0-2-0		0-0-0		3-5-0							
0-0-0		0-0-0		0-0-0		NEUTRAL		0-0-0		0-0-0		0-0-0							
RPI	S	Opponent		Score		RPI	S	Opponent		Score		RPI	S	Opponent		Score			
3	A	Florida		2	8			53	A	North Florida		0	8	101	N	Delaware		4	5
15	N	South Ala.		2	12			53	A	North Florida		0	9	118	H	Central Conn. St.		2	11
								94	N	Drake		5	6	118	H	Central Conn. St.		5	3
								96	H	Monmouth		3	7	158	A	George Washington		1	9
								96	H	Monmouth		3	16	158	A	George Washington		2	6
								100	A	Robert Morris		0	5	158	H	George Washington		2	8
								100	A	Robert Morris		1	2	158	H	George Washington		1	5
														159	A	Towson		10	0
														160	N	Seton Hall		3	5
														165	N	Princeton		2	4
														177	H	Bryant		1	0
														177	H	Bryant		3	10
														189	H	Fairleigh Dickinson		3	1
														189	H	Fairleigh Dickinson		2	11
														191	A	LIU Brooklyn		0	5
														191	A	LIU Brooklyn		4	2
														195	N	Presbyterian		2	5
														223	A	Quinnipiac		5	13
														223	A	Quinnipiac		4	7
														235	A	Sacred Heart		3	2
														235	A	Sacred Heart		2	1
														239	N	Florida A&M		3	4
														239	N	Florida A&M		3	1
														248	H	Saint Francis (PA)		5	2
														248	H	Saint Francis (PA)		1	4
														253	H	Canisius		0	6
														253	H	Canisius		4	3
LAST 10 GAMES																			

Non-Div. I Games:

Mt. St. Mary's

RPI	S	Opponent	Score	
269	N	St. Bonaventure	15	2
272	A	Wagner	3	4
272	A	Wagner	7	8
274	A	Delaware St.	4	2
280	H	Lafayette	0	5
280	H	Lafayette	11	3
282	A	UMBC	19	0
289	H	Morgan St.	8	0
289	H	Morgan St.	8	13
290	N	Howard	8	0

Mt. St. Mary's

M
t
.
S
t
.
M
a
r
y
'
s

M
t
.
S
t
.
M
a
r
y
'
s

Average RPI Win:	259	WON-LOST RECORD	WINNING PCT. RANK	LAST 10 GAMES	STRENGTH OF SCHEDULE	OPP. STRENGTH OF SCHEDULE	TEAM RPI	ADJ RPI	CONF. RPI	ADJ CONF. RPI		
DIV. I ONLY		22-27-0	.44898	168	2-8-0	259	270	240	.4215	248	23	23
DIV. I NON-CONF.		18-15-0	.54545	118	0-2-0	278	285	232	.42811	242	23	24
<hr/>												
TOTALS	RPI 1-25	RPI 26-50		W-L RECORDS		RPI 51-100		RPI 101-150		RPI 150+		
22-27-0	0-0-0	0-0-0		OVERALL		0-8-0		0-5-0		22-14-0		
5-7-0	0-0-0	0-0-0		HOME		0-2-0		0-0-0		5-5-0		
7-15-0	0-0-0	0-0-0		AWAY		0-4-0		0-4-0		7-7-0		
10-5-0	0-0-0	0-0-0		NEUTRAL		0-2-0		0-1-0		10-2-0		
18-15-0	0-0-0	0-0-0		NON-CONFERENCE		0-4-0		0-3-0		18-8-0		
3-3-0	0-0-0	0-0-0		HOME		0-0-0		0-0-0		3-3-0		
5-7-0	0-0-0	0-0-		AWAY		0-2-0		0-2-0		5-3-0		
10-5-0	0-0-0	0-0-0		NEUTRAL		0-2-0		0-1-0		10-2-0		
4-12-0	0-0-0	0-0-0		CONFERENCE		0-4-0		0-2-0		4-6-0		
2-4-0	0-0-0	0-0-0		HOME		0-2-0		0-0-0		2-2-0		
2-8-0	0-0-0	0-0-0		AWAY		0-2-0		0-2-0		2-4-0		
0-0-0	0-0-0	0-0-0		NEUTRAL		0-0-0		0-0-0		0-0-0		
RPI	S	Opponent	Score	RPI	S	Opponent	Score	RPI	S	Opponent	Score	
						69 N Creighton	0 2	101 A Delaware		2 7		
						85 N UT Martin	0 2	118 A Central Conn. St.		5 8		
						88 A Longwood	0 10	118 A Central Conn. St.		11 12		
						88 A Longwood	4 20	134 A Penn St.		1 4		
						96 A Monmouth	0 7	138 N South Dakota		1 3		
						96 A Monmouth	0 6	157 N Villanova		3 1		
						100 H Robert Morris	4 6	177 A Bryant		9 5		
						100 H Robert Morris	1 8	177 A Bryant		2 9		
								181 A Temple		4 10		
								181 A Temple		1 2		
								189 A Fairleigh Dickinson		1 2		
								189 A Fairleigh Dickinson		1 2		
								191 H LIU Brooklyn		5 6		
								191 H LIU Brooklyn		0 10		
								231 N Hartford		2 0		
								245 A Bucknell		2 3		
								245 H Bucknell		5 4		
								245 H Bucknell		3 4		
								246 H Youngstown St.		5 8		
								246 H Youngstown St.		3 5		
								247 A Mt. St. Mary's		2 5		
								247 A Mt. St. Mary's		4 1		
								250 H Cleveland St.		6 1		
								250 H Cleveland St.		4 3		
								253 N Canisius		4 10		
								253 N Canisius		3 9		
								259 N Holy Cross		10 7		
		</										

Non-Div. I Games:

Saint Francis (PA)

RPI	S	Opponent	Score	
259	N	Holy Cross	3	2
261	N	Niagara	7	6
272	H	Wagner	4	2
272	H	Wagner	4	2
274	A	Delaware St.	5	4
274	A	Delaware St.	9	1
276	N	Detroit	6	0
278	A	N.C. A&T	3	0
282	A	UMBC	8	1
285	N	Grambling	5	0
286	N	Saint Peter's	13	5
286	N	Saint Peter's	10	1
287	N	UMES	11	4
289	A	Morgan St.	9	1

Saint Francis (PA) (PA)

Saint Francis (PA)

S
o
u
t
h
D
a
k
o
t
a
s
t
.

South Dakota St.

RPI	S	Opponent	Score	
256	N	North Dakota	3	5
256	N	North Dakota	8	7
273	N	Oakland	4	1
273	N	Oakland	2	0
273	N	Oakland	7	4
282	N	UMBC	13	2

South Dakota St.

S
o
u
t
h
D
a
k
o
t
a
S
t
.

S
o
u
t
h
D
a
k
o
t
a
S
t
.

Average RPI Win:	235	WON-LOST	WINNING	LAST 10	STRENGTH OF	OPP. STRENGTH	TEAM	ADJ	CONF.	ADJ CONF.	
Average RPI Loss:	191	RECORD	PCT. RANK	GAMES	SCHEDULE	OF SCHEDULE	RPI	RPI	RPI	RPI	
DIV. I ONLY	18-22-0	.45	167	6-4-0	275	242	251	.41657	250	27	26
DIV. I NON-CONF.	9-15-0	.375	207	0-0-0	265	256	255	.40857	257	25	25
<hr/>											
TOTALS	RPI 1-25	RPI 26-50		W-L RECORDS		RPI 51-100		RPI 101-150		RPI 150+	
18-22-0	0-0-0	0-0-0		OVERALL		0-2-0		2-4-0		16-16-0	
9-7-0	0-0-0	0-0-0		HOME		0-0-0		1-2-0		8-5-0	
4-10-0	0-0-0	0-0-0		AWAY		0-2-0		0-1-0		4-7-0	
5-5-0	0-0-0	0-0-0		NEUTRAL		0-0-0		1-1-0		4-4-0	
9-15-0	0-0-0	0-0-0		NON-CONFERENCE		0-2-0		1-2-0		8-11-0	
3-3-0	0-0-0	0-0-0		HOME		0-0-0		0-0-0		3-3-0	
1-7-0	0-0-0	0-0-		AWAY		0-2-0		0-1-0		1-4-0	
5-5-0	0-0-0	0-0-0		NEUTRAL		0-0-0		1-1-0		4-4-0	
9-7-0	0-0-0	0-0-0		CONFERENCE		0-0-0		1-2-0		8-5-0	
6-4-0	0-0-0	0-0-0		HOME		0-0-0		1-2-0		5-2-0	
3-3-0	0-0-0	0-0-0		AWAY		0-0-0		0-0-0		3-3-0	
0-0-0	0-0-0	0-0-0		NEUTRAL		0-0-0		0-0-0		0-0-0	
RPI	S	Opponent	Score	RPI	S	Opponent	Score	RPI	S	Opponent	Score
						66 A Oklahoma St.	1 10	130 H Loyola Chicago		2 1	
						66 A Oklahoma St.	2 4	130 H Loyola Chicago		4 5	
								130 H Loyola Chicago		0 3	
								136 A East Carolina		2 5	
								148 N UNI		5 4	
								148 N UNI		2 6	
								159 N Towson		2 7	
								159 N Towson		2 9	
								188 N Ohio		1 3	
								190 H Akron		4 5	
								190 H Akron		2 3	
								199 H Valparaiso		4 1	
								199 H Valparaiso		2 3	
								221 H Green Bay		3 7	
								221 H Green Bay		9 1	
								224 A Jackson St.		1 2	
								224 A Jackson St.		8 6	
								224 A Jackson St.		4 5	
								237 A Wright St.		2 1	
								237 A Wright St.		5 6	
								237 A Wright St.		3 6	
				LAST 10 GAMES				238 N UTEP		7 4	
				199 H Valparaiso	2 3	130 H Loyola Chicago	2 1	245 H Bucknell		6 2	
				199 H Valparaiso	4 1	130 H Loyola Chicago	4 5	245 H Bucknell		3 0	
				221 H Green Bay	3 7	276 H Detroit	10 2	246 A Youngstown St.		5 4	
				221 H Green Bay	9 1	276 H Detroit	8 7	246 A Youngstown St.		1 2	
				130 H Loyola Chicago	0 3	276 H Detroit	9 0	246 A Youngstown St.		11 6	

Non-Div. I Games:

Cleveland St.

RPI	S	Opponent	Score	
248	A	Saint Francis (PA)	3	4
248	A	Saint Francis (PA)	1	6
251	N	Mississippi Val.	2	1
251	N	Mississippi Val.	5	3
253	H	Canisius	7	4
263	N	Santa Clara	7	1
269	H	St. Bonaventure	2	7
276	H	Detroit	8	7
276	H	Detroit	9	0
276	H	Detroit	10	2
277	N	Rider	2	3

Cleveland St.

C
l
e
v
e
l
a
n
d
S
t
.

C
l
e
v
e
l
a
n
d
S
t
.

Average RPI Win: 256		WON-LOST RECORD		WINNING PCT. RANK		LAST 10 GAMES		STRENGTH OF SCHEDULE		OPP. STRENGTH OF SCHEDULE		TEAM RPI		ADJ RPI		CONF. RPI		ADJ CONF. RPI					
DIV. I ONLY		18-25-0		.4186 187		6-4-0		263		254		248		.41638 251		30		30					
DIV. I NON-CONF.		8-21-0		.27586 246		0-2-0		205		212		252		.41053 253		30		30					
TOTALS		RPI 1-25		RPI 26-50		W-L RECORDS		RPI 51-100		RPI 101-150		RPI 150+											
18-25-0		0-3-0		0-1-0		OVERALL		0-6-0		1-2-0		17-13-0											
4-1-0		0-0-0		0-0-0		HOME		0-0-0		0-0-0		4-1-0											
3-8-0		0-3-0		0-1-0		AWAY		0-1-0		0-0-0		3-3-0											
11-16-0		0-0-0		0-0-0		NEUTRAL		0-5-0		1-2-0		10-9-0											
8-21-0		0-3-0		0-1-0		NON-CONFERENCE		0-6-0		1-2-0		7-9-0											
0-1-0		0-0-0		0-0-0		HOME		0-0-0		0-0-0		0-1-0											
0-6-0		0-3-0		0-0-		AWAY		0-1-0		0-0-0		0-1-0											
8-14-0		0-0-0		0-0-0		NEUTRAL		0-5-0		1-2-0		7-7-0											
10-4-0		0-0-0		0-0-0		CONFERENCE		0-0-0		0-0-0		10-4-0											
4-0-0		0-0-0		0-0-0		HOME		0-0-0		0-0-0		4-0-0											
3-2-0		0-0-0		0-0-0		AWAY		0-0-0		0-0-0		3-2-0											
3-2-0		0-0-0		0-0-0		NEUTRAL		0-0-0		0-0-0		3-2-0											
RPI	S	Opponent		Score		RPI	S	Opponent		Score		RPI	S	Opponent		Score		RPI	S	Opponent		Score	
7	A	Alabama		5	8	30	A	Mississippi St.		0	1	58	N	Neb. Omaha		0	2	117	N	Saint Louis		1	5
21	A	La.-Lafayette		2	13							65	A	Ole Miss		1	2	124	N	UC Santa Barbara		3	6
21	A	La.-Lafayette		4	16							78	N	Northwestern St.		0	6	142	N	Indiana		5	2
												81	N	McNeese St.		2	7	167	N	Texas St.		5	7
												85	N	UT Martin		1	5	167	N	Texas St.		4	5
												94	N	Drake		0	7	185	H	Memphis		1	2
																		187	N	Wichita St.		3	1
																		217	N	Hampton		0	7
																		222	N	Middle Tenn.		11	2
																		224	A	Jackson St.		0	8
																		224	A	Jackson St.		4	1
																		224	A	Jackson St.		4	0
																		228	A	Tennessee St.		4	5
																		232	N	Southeast Mo. St.		2	3
																		238	N	UTEP		9	12
																		238	N	UTEP		6	1
																		242	N	Texas Southern		3	5
																		250	N	Cleveland St.		3	5
																		250	N	Cleveland St.		1	2
																		257	N	Savannah St.		5	4
																		262	H	Alabama St.		10	2
																		266	N	Ark.-Pine Bluff		3	4
																		275	A	Alcorn		9	4
																		275	A	Alcorn		1	2
																		283	N	Southern U.		9	1
																		284	H	Alabama A&M		10	2
																		284	H	Alabama A&M		8	0
																		284	H	Alabama A&M		10	2
																		284	H	Alabama A&M		8	0
LAST 10 GAMES																							
																		275	A	Alcorn		9	4
																		275	A	Alcorn		1	2
																		30	A	Mississippi St.		0	1
																		224	A	Jackson St.		4	0
																		224	A	Jackson St.		4	1

Non-Div. I Games: William Carey 1 3 Texas Col. 5 0 William Carey 4 5 Mississippi Val.

RPI	S	Opponent	Score	
284	H	Alabama A&M	7	0
285	N	Grambling	22	2
287	N	UMES	5	0
287	N	UMES	5	2
288	N	Prairie View	5	3
291	N	South Carolina St.	10	0

Mississippi Val.

M
i
s
s
i
s
s
i
p
p
i
V
a
l
.

M
i
s
s
i
s
s
i
p
p
i
V
a
l
.

RPI	S	Opponent	Score	
253	A	Canisius	1	6
254	A	Iona	8	7
254	A	Iona	9	2
259	N	Holy Cross	5	6
261	A	Niagara	0	5
261	A	Niagara	6	11
264	H	Siena	5	4
264	H	Siena	3	14
271	N	Yale	14	11
272	A	Wagner	6	2
272	A	Wagner	6	3
277	H	Rider	5	1
277	H	Rider	13	1
286	H	Saint Peter's	4	1
286	H	Saint Peter's	7	2

Manhattan

Average RPI Win: 253		WON-LOST	WINNING	LAST 10	STRENGTH OF		OPP. STRENGTH	TEAM	ADJ		CONF.	ADJ CONF.								
Average RPI Loss: 192		RECORD	PCT. RANK	GAMES	SCHEDULE		OF SCHEDULE	RPI	RPI		RPI	RPI								
DIV. I ONLY		21-22-0	.48837	142	3-7-0		282	250	255	.41359	253	29	29							
DIV. I NON-CONF.		15-14-0	.51724	128	0-2-0		282	248	238	.42993	239	29	29							
TOTALS		RPI 1-25	RPI 26-50		W-L RECORDS		RPI 51-100		RPI 101-150		RPI 150+									
21-22-0		0-0-0	0-0-0		OVERALL		0-1-0		1-5-0		20-16-0									
7-4-0		0-0-0	0-0-0		HOME		0-0-0		0-0-0		7-4-0									
6-14-0		0-0-0	0-0-0		AWAY		0-0-0		0-2-0		6-12-0									
8-4-0		0-0-0	0-0-0		NEUTRAL		0-1-0		1-3-0		7-0-0									
15-14-0		0-0-0	0-0-0		NON-CONFERENCE		0-1-0		1-5-0		14-8-0									
2-1-0		0-0-0	0-0-0		HOME		0-0-0		0-0-0		2-1-0									
5-9-0		0-0-0	0-0-		AWAY		0-0-0		0-2-0		5-7-0									
8-4-0		0-0-0	0-0-0		NEUTRAL		0-1-0		1-3-0		7-0-0									
6-8-0		0-0-0	0-0-0		CONFERENCE		0-0-0		0-0-0		6-8-0									
5-3-0		0-0-0	0-0-0		HOME		0-0-0		0-0-0		5-3-0									
1-5-0		0-0-0	0-0-0		AWAY		0-0-0		0-0-0		1-5-0									
0-0-0		0-0-0	0-0-0		NEUTRAL		0-0-0		0-0-0		0-0-0									
RPI	S	Opponent	Score	RPI	S	Opponent	Score	RPI	S	Opponent	Score	RPI	S	Opponent	Score					
								54	N	Ohio St.	0	8		101	N	Delaware	0	10		
														106	A	Col. of Charleston	0	11		
														106	A	Col. of Charleston	0	7		
														118	N	Central Conn. St.	1	6		
														121	N	Pittsburgh	2	9		
														121	N	Pittsburgh	10	5		
														176	A	Fairfield	1	5		
														176	A	Fairfield	1	3		
														188	A	Ohio	0	4		
														188	A	Ohio	6	7		
														211	A	Buffalo	0	3		
														211	H	Buffalo	6	8		
														215	H	Marist	2	10		
														215	H	Marist	6	4		
														217	A	Hampton	1	4		
														225	A	George Mason	9	2		
														225	A	George Mason	6	3		
														244	A	Charleston So.	0	13		
														244	A	Charleston So.	12	2		
														245	N	Bucknell	4	1		
														247	A	Mt. St. Mary's	6	0		
														247	A	Mt. St. Mary's	3	4		
														248	N	Saint Francis (PA)	10	4		
														248	N	Saint Francis (PA)	9	3		
														250	A	Cleveland St.	4	7		
														252	H	Manhattan	4	5		
														252	H	Manhattan	6	1		
LAST 10 GAMES																				
						176	A	Fairfield	1	3	211	A	Buffalo	0	3	248	N	Saint Francis (PA)	10	4
						176	A	Fairfield	1	5	286	H	Saint Peter's	6	1	248	N	Saint Francis (PA)	9	3
						254	A	Iona	1	8	286	H	Saint Peter's	5	2	250	A	Cleveland St.	4	7
						254	A	Iona	2	3	252	H	Manhattan	4	5	252	H	Manhattan	4	5
						211	H	Buffalo	6	8	252	H	Manhattan	6	1	252	H	Manhattan	6	1

Non-Div. I Games:

Canisius




RPI	S	Opponent	Score	
254	A	Iona	2	3
254	A	Iona	1	8
261	H	Niagara	2	1
261	H	Niagara	0	1
269	H	St. Bonaventure	7	4
269	H	St. Bonaventure	4	2
269	N	St. Bonaventure	5	2
269	N	St. Bonaventure	10	2
277	A	Rider	0	5
277	A	Rider	9	7
278	A	N.C. A&T	12	0
286	H	Saint Peter's	5	2
286	H	Saint Peter's	6	1
287	N	UMES	15	2
287	N	UMES	7	4

Canisius

C
a
n
i
s
i
u
s

C
a
n
i
s
i
u
s

I
o
n
a

 Tie,  Loss,  Non-Conf, S Site, H Home, A Away, N Neutral Page 411

RPI	S	Opponent	Score	
253	H	Canisius	8	1
253	H	Canisius	3	2
261	H	Niagara	4	3
261	H	Niagara	0	2
264	A	Siena	11	0
264	A	Siena	5	0
276	N	Detroit	11	3
277	A	Rider	10	5
277	A	Rider	6	10

Iona

I
o
n
a

I
o
n
a

Average RPI Win: 252		WON-LOST	WINNING	LAST 10	STRENGTH OF		OPP. STRENGTH	TEAM	ADJ		CONF.	ADJ CONF.
Average RPI Loss: 183		RECORD	PCT. RANK	GAMES	SCHEDULE		OF SCHEDULE	RPI	RPI		RPI	RPI
DIV. I ONLY		15-29-0	.34091	228	2-8-0		234	272	256	.41166	255	28
DIV. I NON-CONF.		6-18-0	.25	252	0-2-0		239	265	266	.39356	264	28
TOTALS		RPI 1-25	RPI 26-50		W-L RECORDS		RPI 51-100		RPI 101-150		RPI 150+	
15-29-0	0-0-0	0-0-0		OVERALL		0-3-0		0-6-0		15-20-0		
5-10-0	0-0-0	0-0-0		HOME		0-0-0		0-4-0		5-6-0		
7-10-0	0-0-0	0-0-0		AWAY		0-3-0		0-2-0		7-5-0		
3-9-0	0-0-0	0-0-0		NEUTRAL		0-0-0		0-0-0		3-9-0		
6-18-0	0-0-0	0-0-0		NON-CONFERENCE		0-3-0		0-2-0		6-13-0		
0-3-0	0-0-0	0-0-0		HOME		0-0-0		0-0-0		0-3-0		
3-6-0	0-0-0	0-0-		AWAY		0-3-0		0-2-0		3-1-0		
3-9-0	0-0-0	0-0-0		NEUTRAL		0-0-0		0-0-0		3-9-0		
9-11-0	0-0-0	0-0-0		CONFERENCE		0-0-0		0-4-0		9-7-0		
5-7-0	0-0-0	0-0-0		HOME		0-0-0		0-4-0		5-3-0		
4-4-0	0-0-0	0-0-0		AWAY		0-0-0		0-0-0		4-4-0		
0-0-0	0-0-0	0-0-0		NEUTRAL		0-0-0		0-0-0		0-0-0		
RPI	S	Opponent	Score	RPI	S	Opponent	Score	RPI	S	Opponent	Score	
						86 A Stetson	2 10	126 H Lehigh			1 3	
						86 A Stetson	3 6	126 H Lehigh			2 7	
						86 A Stetson	7 8	126 H Lehigh			0 7	
								126 H Lehigh			0 3	
								133 A Fla. Atlantic			2 4	
								133 A Fla. Atlantic			2 5	
								155 H Binghamton			1 7	
								155 H Binghamton			3 7	
								165 N Princeton			4 5	
								165 N Princeton			5 8	
								189 N Fairleigh Dickinson			2 7	
								189 N Fairleigh Dickinson			2 3	
								196 A Army			3 2	
								196 A Army			7 2	
								196 A Army			3 4	
								196 A Army			3 5	
								199 N Valparaiso			5 7	
								199 N Valparaiso			0 7	
								202 N Boston College			5 7	
								215 A Marist			3 1	
								215 A Marist			2 7	
								223 N Quinnipiac			7 16	
								239 N Florida A&M			2 4	
								245 H Bucknell			4 2	
								245 H Bucknell			8 5	
								245 H Bucknell			0 7	
								245 H Bucknell			3 2	
LAST 10 GAMES												
			126 H Lehigh	0 7		155 H Binghamton	3 7					
			126 H Lehigh	1 3		280 H Lafayette	0 3					
			126 H Lehigh	2 7		280 H Lafayette	5 4					
			126 H Lehigh	0 3		280 H Lafayette	7 2					
			155 H Binghamton	1 7		280 H Lafayette	4 5					

Non-Div. I Games:

Colgate

RPI	S	Opponent	Score	
259	A	Holy Cross	4	2
259	A	Holy Cross	0	2
259	A	Holy Cross	5	2
259	A	Holy Cross	0	1
265	H	Rhode Island	4	5
268	N	Brown	3	2
268	N	Brown	4	3
270	N	Maine	5	3
274	A	Delaware St.	2	0
274	A	Delaware St.	6	4
280	H	Lafayette	0	3
280	H	Lafayette	5	4
280	H	Lafayette	7	2
280	H	Lafayette	4	5

Colgate

C
o
l
g
a
t
e

C
o
l
g
a
t
e

Average RPI Win:		236	WON-LOST RECORD		WINNING PCT. RANK	LAST 10 GAMES	STRENGTH OF SCHEDULE		OPP. STRENGTH OF SCHEDULE	TEAM RPI	ADJ RPI	CONF. RPI	ADJ CONF. RPI
Average RPI Loss:		145											
DIV. I ONLY			10-27-0		.27027 261	2-8-0	219		215	258	.4101 256	26	25
DIV. I NON-CONF.			8-20-0		.28571 242	1-3-0	143		209	229	.43739 230	24	23
TOTALS		RPI 1-25	RPI 26-50		W-L RECORDS		RPI 51-100		RPI 101-150		RPI 150+		
10-27-0		0-3-0	0-1-0		OVERALL		0-6-0		2-4-0		8-13-0		
0-0-0		0-0-0	0-0-0		HOME		0-0-0		0-0-0		0-0-0		
3-12-0		0-0-0	0-0-0		AWAY		0-0-0		1-0-0		2-3-0		
7-15-0		0-1-0	0-1-0		NEUTRAL		0-4-0		1-3-0		6-6-0		
8-20-0		0-3-0	0-1-0		NON-CONFERENCE		0-6-0		2-4-0		6-6-0		
0-0-0		0-0-0	0-0-0		HOME		0-0-0		0-0-0		0-0-0		
1-5-0		0-2-0	0-0-		AWAY		0-2-0		1-1-0		0-0-0		
7-15-0		0-1-0	0-1-0		NEUTRAL		0-4-0		1-3-0		6-6-0		
2-7-0		0-0-0	0-0-0		CONFERENCE		0-0-0		0-0-0		2-7-0		
0-0-0		0-0-0	0-0-0		HOME		0-0-0		0-0-0		0-0-0		
2-7-0		0-0-0	0-0-0		AWAY		0-0-0		0-0-0		2-7-0		
0-0-0		0-0-0	0-0-0		NEUTRAL		0-0-0		0-0-0		0-0-0		
RPI S	Opponent	Score	RPI S	Opponent	Score	RPI S	Opponent	Score	RPI S	Opponent	Score		
8 A	Arizona St.	7 15	38 N	North Carolina	0 16	61 N	Eastern Ill.	0 7	126 N	Lehigh	5 3		
8 A	Arizona St.	0 8				69 N	Creighton	0 9	126 N	Lehigh	0 7		
25 N	Baylor	4 20				95 A	Iowa St.	1 11	127 N	Utah Valley	3 4		
						95 A	Iowa St.	0 8	136 N	East Carolina	0 6		
						97 N	IPFW	0 6	138 A	South Dakota	3 4		
						100 N	Robert Morris	2 4	138 A	South Dakota	9 8		
									155 N	Binghamton	5 8		
									182 A	Idaho St.	2 10		
									182 A	Idaho St.	0 19		
									182 A	Idaho St.	2 11		
									190 N	Akron	3 8		
									205 N	Butler	2 4		
									218 A	Northern Colo.	2 5		
									218 A	Northern Colo.	6 4		
									218 A	Northern Colo.	0 8		
									230 N	Indiana St.	1 7		
									249 N	South Dakota St.	5 3		
									249 N	South Dakota St.	7 3		
									249 N	South Dakota St.	4 8		
									249 N	South Dakota St.	7 8		
									267 A	Weber St.	11 4		
									267 A	Weber St.	3 6		
									267 A	Weber St.	3 7		
									272 N	Wagner	3 1		
									276 N	Detroit	5 4		
									277 N	Rider	10 1		
									286 N	Saint Peter's	12 0		
			LAST 10 GAMES			182 A	Idaho St.	2 11	138 A	South Dakota	3 4		
						182 A	Idaho St.	0 19	138 A	South Dakota	9 8		
						182 A	Idaho St.	2 10	218 A	Northern Colo.	6 4		
						249 N	South Dakota St.	7 8	218 A	Northern Colo.	0 8		
						249 N	South Dakota St.	4 8	218 A	Northern Colo.	2 5		

Non-Div. I Games:

North Dakota

Average RPI Win: 259		WON-LOST	WINNING	LAST 10	STRENGTH OF		OPP. STRENGTH	TEAM	ADJ	CONF.	ADJ CONF.
Average RPI Loss: 175		RECORD	PCT. RANK	GAMES	SCHEDULE		OF SCHEDULE	RPI	RPI	RPI	RPI
DIV. I ONLY		20-21-0	.4878	145	2-8-0		283	273	257	.40763	257
DIV. I NON-CONF.		9-12-0	.42857	179	0-3-0		223	202	213	.44945	217
TOTALS		RPI 1-25	RPI 26-50		W-L RECORDS		RPI 51-100		RPI 101-150		RPI 150+
20-21-0	0-2-0	0-2-0		OVERALL		0-1-0		0-2-0		20-14-0	
11-7-0	0-0-0	0-2-0		HOME		0-0-0		0-0-0		11-5-0	
2-11-0	0-2-0	0-0-0		AWAY		0-1-0		0-2-0		2-6-0	
7-3-0	0-0-0	0-0-0		NEUTRAL		0-0-0		0-0-0		7-3-0	
9-12-0	0-2-0	0-2-0		NON-CONFERENCE		0-1-0		0-2-0		9-5-0	
2-2-0	0-0-0	0-2-0		HOME		0-0-0		0-0-0		2-0-0	
0-7-0	0-2-0	0-0-		AWAY		0-1-0		0-2-0		0-2-0	
7-3-0	0-0-0	0-0-0		NEUTRAL		0-0-0		0-0-0		7-3-0	
11-9-0	0-0-0	0-0-0		CONFERENCE		0-0-0		0-0-0		11-9-0	
9-5-0	0-0-0	0-0-0		HOME		0-0-0		0-0-0		9-5-0	
2-4-0	0-0-0	0-0-0		AWAY		0-0-0		0-0-0		2-4-0	
0-0-0	0-0-0	0-0-0		NEUTRAL		0-0-0		0-0-0		0-0-0	
RPI S	Opponent	Score		RPI S	Opponent	Score		RPI S	Opponent	Score	
3 A	Florida	0	14	27 H	Arkansas	1	14	68 A	FIU	3	8
3 A	Florida	0	12	27 H	Arkansas	0	10				
									Col. of Charleston	0	8
									Col. of Charleston	2	8
									Mercer	0	8
									Mercer	4	11
									Mercer	6	2
									Western Caro.	2	1
									Tennessee St.	8	4
									Hartford	8	7
									Hartford	0	13
									Bethune-Cookman	4	11
									Bethune-Cookman	10	15
									Bethune-Cookman	3	13
									UNC Wilmington	13	10
									Florida A&M	0	6
									Florida A&M	6	14
									Florida A&M	4	2
									Norfolk St.	8	7
									Norfolk St.	12	7
									Charleston So.	11	19
									Mississippi Val.	4	5
									N.C. A&T	3	9
									N.C. A&T	6	4
									N.C. A&T	5	13
									H N.C. Central	5	1
									H N.C. Central	5	1
									H N.C. Central	7	4
									Alabama A&M	9	7
LAST 10 GAMES											
233 H	Bethune-Cookman	4	11	106 A	Col. of Charleston	2	8				
233 H	Bethune-Cookman	3	13	278 A	N.C. A&T	5	13				
233 H	Bethune-Cookman	10	15	278 A	N.C. A&T	3	9				
154 A	Mercer	0	8	278 A	N.C. A&T	6	4				
106 A	Col. of Charleston	0	8	281 H	N.C. Central	5	1				

Non-Div. I Games: S.C. Beaufort 4 10 Thomas (GA) 10 5

Savannah St.

Savannah St.

Average RPI Win: 251		WON-LOST	WINNING	LAST 10	STRENGTH OF		OPP. STRENGTH	TEAM	ADJ		CONF.	ADJ CONF.	
Average RPI Loss: 162		RECORD	PCT. RANK	GAMES	SCHEDULE		OF SCHEDULE	RPI	RPI		RPI	RPI	
DIV. I ONLY		15-29-0	.34091	228	2-8-0		265	245	261	.40373	258	22	22
DIV. I NON-CONF.		12-12-0	.5	137	1-2-0		283	277	247	.42189	248	22	22
TOTALS		RPI 1-25	RPI 26-50		W-L RECORDS		RPI 51-100		RPI 101-150		RPI 150+		
15-29-0	0-0-0	0-0-0		OVERALL		0-6-0		0-7-0		15-16-0			
4-9-0	0-0-0	0-0-0		HOME		0-2-0		0-0-0		4-7-0			
5-16-0	0-0-0	0-0-0		AWAY		0-4-0		0-4-0		5-8-0			
6-4-0	0-0-0	0-0-0		NEUTRAL		0-0-0		0-3-0		6-1-0			
12-12-0	0-0-0	0-0-0		NON-CONFERENCE		0-2-0		0-5-0		12-5-0			
2-3-0	0-0-0	0-0-0		HOME		0-0-0		0-0-0		2-3-0			
4-5-0	0-0-0	0-0-		AWAY		0-2-0		0-2-0		4-1-0			
6-4-0	0-0-0	0-0-0		NEUTRAL		0-0-0		0-3-0		6-1-0			
3-17-0	0-0-0	0-0-0		CONFERENCE		0-4-0		0-2-0		3-11-0			
2-6-0	0-0-0	0-0-0		HOME		0-2-0		0-0-0		2-4-0			
1-11-0	0-0-0	0-0-0		AWAY		0-2-0		0-2-0		1-7-0			
0-0-0	0-0-0	0-0-0		NEUTRAL		0-0-0		0-0-0		0-0-0			
RPI	S	Opponent	Score	RPI	S	Opponent	Score	RPI	S	Opponent	Score		
						83 H Saint Joseph's	0 8	101 A Delaware		4 6			
						83 H Saint Joseph's	1 7	101 A Delaware		1 5			
						91 A Fordham	0 8	117 A Saint Louis		0 6			
						91 A Fordham	1 5	117 A Saint Louis		5 6			
						96 A Monmouth	3 4	130 N Loyola Chicago		3 5			
						96 A Monmouth	0 7	138 N South Dakota		3 12			
								138 N South Dakota		1 10			
								156 H Dayton		1 7			
								156 H Dayton		6 9			
								157 A Villanova		5 3			
								157 A Villanova		0 4			
								158 H George Washington		6 4			
								158 H George Washington		4 7			
								164 A Massachusetts		0 8			
								164 A Massachusetts		0 5			
								181 H Temple		1 11			
								181 H Temple		5 0			
								205 A Butler		1 15			
								205 A Butler		0 2			
								209 H Drexel		2 7			
								235 N Sacred Heart		0 8			
				LAST 10 GAMES				235 N Sacred Heart		2 1			
				269 A St. Bonaventure	3 5	282 H UMBC	10 13	245 H Bucknell		8 0			
				269 A St. Bonaventure	2 7	156 H Dayton	1 7	245 H Bucknell		0 7			
				158 H George Washington	4 7	156 H Dayton	6 9	259 N Holy Cross		4 3			
				158 H George Washington	6 4	209 H Drexel	2 7	265 A Rhode Island		7 2			
				282 H UMBC	3 2	117 A Saint Louis	5 6	265 A Rhode Island		3 7			

Non-Div. I Games:

La Salle

RPI	S	Opponent	Score	
269	A	St. Bonaventure	2	7
269	A	St. Bonaventure	3	5
276	N	Detroit	3	2
276	N	Detroit	6	0
279	A	Coppin St.	9	0
282	A	UMBC	5	4
282	H	UMBC	10	13
282	H	UMBC	3	2
285	N	Grambling	8	0
289	A	Morgan St.	15	0
289	N	Morgan St.	5	4

La Salle

L
a
S
a
l
l
e

L
a
S
a
l
l
e

Average RPI Win:	255	WON-LOST	WINNING	LAST 10	STRENGTH OF	OPP. STRENGTH	TEAM	ADJ	CONF.	ADJ CONF.	
Average RPI Loss:	185	RECORD	PCT. RANK	GAMES	SCHEDULE	OF SCHEDULE	RPI	RPI	RPI	RPI	
DIV. I ONLY	13-31-0	.29545	252	0-10-0	215	278	260	.40368	259	28	28
DIV. I NON-CONF.	6-18-0	.25	252	0-2-0	187	280	257	.40259	259	28	28
TOTALS	RPI 1-25	RPI 26-50	W-L RECORDS		RPI 51-100	RPI 101-150		RPI 150+			
13-31-0	0-0-0	0-0-0	OVERALL		0-1-0	0-13-0		13-17-0			
4-12-0	0-0-0	0-0-0	HOME		0-0-0	0-2-0		4-10-0			
3-11-0	0-0-0	0-0-0	AWAY		0-0-0	0-8-0		3-3-0			
6-8-0	0-0-0	0-0-0	NEUTRAL		0-1-0	0-3-0		6-4-0			
6-18-0	0-0-0	0-0-0	NON-CONFERENCE		0-1-0	0-9-0		6-8-0			
0-4-0	0-0-0	0-0-0	HOME		0-0-0	0-2-0		0-2-0			
0-6-0	0-0-0	0-0-	AWAY		0-0-0	0-4-0		0-2-0			
6-8-0	0-0-0	0-0-0	NEUTRAL		0-1-0	0-3-0		6-4-0			
7-13-0	0-0-0	0-0-0	CONFERENCE		0-0-0	0-4-0		7-9-0			
4-8-0	0-0-0	0-0-0	HOME		0-0-0	0-0-0		4-8-0			
3-5-0	0-0-0	0-0-0	AWAY		0-0-0	0-4-0		3-1-0			
0-0-0	0-0-0	0-0-0	NEUTRAL		0-0-0	0-0-0		0-0-0			
RPI	S	Opponent	Score	RPI	S	Opponent	Score	RPI	S	Opponent	Score
									</		

Non-Div. I Games:

Holy Cross

RPI	S	Opponent	Score	
252	N	Manhattan	6	5
255	H	Colgate	2	0
255	H	Colgate	1	0
255	H	Colgate	2	5
255	H	Colgate	2	4
258	N	La Salle	3	4
261	N	Niagara	5	4
264	A	Siena	7	15
264	A	Siena	2	10
271	N	Yale	13	6
271	N	Yale	5	1
280	A	Lafayette	10	1
280	A	Lafayette	6	4
280	A	Lafayette	2	5
280	A	Lafayette	7	6
285	N	Grambling	15	8

Holy Cross

H
O
L
Y
C
R
O
S
S

H
O
L
Y
C
R
O
S
S

Average RPI Win:	193	WON-LOST RECORD	WINNING PCT. RANK	LAST 10 GAMES	STRENGTH OF SCHEDULE	OPP. STRENGTH OF SCHEDULE	TEAM RPI	ADJ RPI	CONF. RPI	ADJ CONF. RPI	
Average RPI Loss:	160										
DIV. I ONLY	15-31-0	.32609	235	4-6-0	258	202	259	.40199	260	19	18
DIV. I NON-CONF.	8-20-0	.28571	242	1-3-0	285	207	275	.36919	274	19	19
<hr/>											
TOTALS	RPI 1-25	RPI 26-50		W-L RECORDS	RPI 51-100		RPI 101-150		RPI 150+		
15-31-0	0-0-0	0-1-0		OVERALL	1-5-0		3-9-0		11-16-0		
5-9-0	0-0-0	0-0-0		HOME	0-2-0		1-1-0		4-6-0		
5-8-0	0-0-0	0-0-0		AWAY	0-0-0		2-3-0		3-5-0		
5-14-0	0-0-0	0-1-0		NEUTRAL	1-3-0		0-5-0		4-5-0		
<hr/>											
8-20-0	0-0-0	0-1-0		NON-CONFERENCE	1-3-0		0-6-0		7-10-0		
1-1-0	0-0-0	0-0-0		HOME	0-0-0		0-0-0		1-1-0		
2-5-0	0-0-0	0-0-		AWAY	0-0-0		0-1-0		2-4-0		
5-14-0	0-0-0	0-1-0		NEUTRAL	1-3-0		0-5-0		4-5-0		
<hr/>											
7-11-0	0-0-0	0-0-0		CONFERENCE	0-2-0		3-3-0		4-6-0		
4-8-0	0-0-0	0-0-0		HOME	0-2-0		1-1-0		3-5-0		
3-3-0	0-0-0	0-0-0		AWAY	0-0-0		2-2-0		1-1-0		
0-0-0	0-0-0	0-0-0		NEUTRAL	0-0-0		0-0-0		0-0-0		
<hr/>											
RPI S	Opponent	Score	RPI S	Opponent	Score	RPI S	Opponent	Score	RPI S	Opponent	Score
			43 N	South Fla.	2 8	63 H	Ball St.	5 14	108 N	Chattanooga	0 9
						63 H	Ball St.	7 10	109 H	Kent St.	9 8
						71 N	Illinois	6 0	109 H	Kent St.	4 8
						83 N	Saint Joseph's	3 6	120 A	Central Mich.	0 3
						93 N	Eastern Ky.	2 9	120 A	Central Mich.	3 2
						93 N	Eastern Ky.	2 10	125 A	Bowling Green	0 1
									125 A	Bowling Green	3 1
									130 N	Loyola Chicago	1 10
									134 N	Penn St.	8 10
									142 A	Indiana	1 9
									145 N	Ill.-Chicago	6 7
									145 N	Ill.-Chicago	5 6
									152 N	Loyola Marymount	3 1
									156 A	Dayton	1 9
									156 A	Dayton	10 5
									157 N	Villanova	3 5
									178 N	Missouri St.	1 9
									188 H	Ohio	0 6
									188 H	Ohio	4 3
									190 H	Akron	5 15
									190 H	Akron	6 2
									192 H	Miami (OH)	10 11
									192 H	Miami (OH)	5 7
									201 A	Eastern Mich.	13 8
									201 A	Eastern Mich.	13 14
									202 N	Boston College	4 13
									201 A	Eastern Mich.	13 14
									211 H	Buffalo	2 1
<hr/>											
LAST 10 GAMES											
			125 A	Bowling Green	0 1	273 A	Oakland	4 5	192 H	Miami (OH)	10 11
			125 A	Bowling Green	3 1	120 A	Central Mich.	3 2	201 A	Eastern Mich.	13 8
			237 A	Wright St.	2 3	120 A	Central Mich.	0 3	201 A	Eastern Mich.	13 14
			237 A	Wright St.	6 7	201 A	Eastern Mich.	13 8	202 N	Boston College	4 13
			273 A	Oakland	3 2	201 A	Eastern Mich.	13 14	211 H	Buffalo	2 1

Non-Div. I Games:

Toledo

RPI	S	Opponent	Score	
211	H	Buffalo	0	1
216	N	Northern Ky.	2	6
237	A	Wright St.	2	3
237	A	Wright St.	6	7
270	N	Maine	7	3
270	N	Maine	3	1
272	N	Wagner	6	7
273	A	Oakland	3	2
273	A	Oakland	4	5
273	H	Oakland	7	9
273	H	Oakland	6	2
281	N	N.C. Central	9	1

Toledo

Average RPI Win: 260		WON-LOST RECORD	WINNING PCT. RANK		LAST 10 GAMES	STRENGTH OF SCHEDULE	OPP. STRENGTH OF SCHEDULE	TEAM RPI	ADJ RPI		CONF. RPI	ADJ CONF. RPI
Average RPI Loss: 177												
DIV. I ONLY		14-26-0	.35	222	9-1-0	268	251	262	.40146	261	29	29
DIV. I NON-CONF.		5-19-0	.20833	263	2-0-0	249	216	270	.38428	267	29	29
<hr/>												
TOTALS		RPI 1-25		RPI 26-50		W-L RECORDS		RPI 51-100		RPI 101-150		RPI 150+
14-26-0		0-0-0		0-0-0		OVERALL		0-4-0		0-6-0		14-16-0
5-6-0		0-0-0		0-0-0		HOME		0-0-0		0-0-0		5-6-0
7-11-0		0-0-0		0-0-0		AWAY		0-1-0		0-3-0		7-2-0
2-9-0		0-0-0		0-0-0		NEUTRAL		0-2-0		0-2-0		2-5-0
5-19-0		0-0-0		0-0-0		NON-CONFERENCE		0-4-0		0-6-0		5-9-0
0-3-0		0-0-0		0-0-0		HOME		0-0-0		0-0-0		0-3-0
3-7-0		0-0-0		0-0-		AWAY		0-2-0		0-4-0		3-1-0
2-9-0		0-0-0		0-0-0		NEUTRAL		0-2-0		0-2-0		2-5-0
9-7-0		0-0-0		0-0-0		CONFERENCE		0-0-0		0-0-0		9-7-0
5-3-0		0-0-0		0-0-0		HOME		0-0-0		0-0-0		5-3-0
4-4-0		0-0-0		0-0-0		AWAY		0-0-0		0-0-0		4-4-0
0-0-0		0-0-0		0-0-0		NEUTRAL		0-0-0		0-0-0		0-0-0
RPI	S	Opponent	Score	RPI	S	Opponent	Score	RPI	S	Opponent	Score	
								52	N	Lipscomb	1	17
								85	N	UT Martin	1	6
								86	A	Stetson	0	8
								86	A	Stetson	1	4

Non-Div. I Games:

Niagara

Niagara

Average RPI Win:	218	WON-LOST RECORD	WINNING PCT. RANK	LAST 10 GAMES	STRENGTH OF SCHEDULE	OPP. STRENGTH OF SCHEDULE	TEAM RPI	ADJ RPI	CONF. RPI	ADJ CONF. RPI		
DIV. I ONLY		11-32-0	.25581	264	5-5-0	230	224	264	.39993	262	30	30
DIV. I NON-CONF.		3-25-0	.10714	283	2-2-0	112	122	259	.40654	258	30	30
<hr/>												
TOTALS	RPI 1-25	RPI 26-50		W-L RECORDS		RPI 51-100		RPI 101-150		RPI 150+		
11-32-0	0-0-0	1-3-0		OVERALL		2-7-0		0-3-0		8-19-0		
8-8-0	0-0-0	0-2-0		HOME		2-2-0		0-1-0		6-3-0		
1-12-0	0-0-0	1-0-0		AWAY		0-1-0		0-0-0		0-11-0		
2-12-0	0-0-0	0-1-0		NEUTRAL		0-4-0		0-2-0		2-5-0		
<hr/>												
3-25-0	0-0-0	1-3-0		NON-CONFERENCE		2-7-0		0-3-0		0-12-0		
2-8-0	0-0-0	0-2-0		HOME		2-2-0		0-1-0		0-3-0		
1-8-0	0-0-0	1-0-		AWAY		0-1-0		0-0-0		0-7-0		
0-9-0	0-0-0	0-1-0		NEUTRAL		0-4-0		0-2-0		0-2-0		
<hr/>												
8-7-0	0-0-0	0-0-0		CONFERENCE		0-0-0		0-0-0		8-7-0		
6-0-0	0-0-0	0-0-0		HOME		0-0-0		0-0-0		6-0-0		
0-4-0	0-0-0	0-0-0		AWAY		0-0-0		0-0-0		0-4-0		
2-3-0	0-0-0	0-0-0		NEUTRAL		0-0-0		0-0-0		2-3-0		
<hr/>												
RPI	S	Opponent	Score	RPI	S	Opponent	Score	RPI	S	Opponent	Score	
36	A	UAB	3 2	51	H	Kennesaw St.	4 3	113	H	UNC Greensboro	0 4	
36	H	UAB	0 4	51	N	Kennesaw St.	2 4	117	N	Saint Louis	2 4	
36	H	UAB	1 11	51	N	Kennesaw St.	0 5	142	N	Indiana	0 8	
41	N	South Carolina	0 29	58	N	Neb. Omaha	1 6	154	A	Mercer	2 3	
				59	H	Auburn	6 9	154	A	Mercer	7 14	
				61	H	Eastern Ill.	0 12	154	A	Mercer	0 9	
				61	H	Eastern Ill.	5 0	162	A	Jacksonville St.	3 4	
				68	N	FIU	0 2	173	H	Samford	0 3	
				79	A	Ga. Southern	2 6	219	H	Belmont	0 10	
								219	H	Belmont	0 7	
								224	A	Jackson St.	6 14	
								224	A	Jackson St.	2 4	
								224	A	Jackson St.	9 16	
								226	N	IUPUI	1 15	
								226	N	IUPUI	3 5	
								228	A	Tennessee St.	0 10	
								228	A	Tennessee St.	1 5	
								239	A	Florida A&M	2 3	
								242	N	Texas Southern	3 6	
								251	A	Mississippi Val.	2 10	
								266	N	Ark.-Pine Bluff	2 3	
								275	H	Alcorn	12 4	
								275	H	Alcorn	4 0	
								275	H	Alcorn	13 2	
								283	N	Southern U.	9 8	
								284	H	Alabama A&M	6 5	
								284	H	Alabama A&M	1 0	
<hr/>												
LAST 10 GAMES												
224	A	Jackson St.	6 14	51	H	Kennesaw St.	4 3	275	H	Alcorn	12 4	
224	A	Jackson St.	9 16	275	H	Alcorn	12 4	275	H	Alcorn	13 2	
224	A	Jackson St.	2 4	275	H	Alcorn	4 0	283	N	Southern U.	9 8	
239	A	Florida A&M	2 3	275	H	Alcorn	13 2	284	H	Alabama A&M	6 5	
36	A	UAB	3 2	162	A	Jacksonville St.	3 4	284	H	Alabama A&M	1 0	

Non-Div. I Games:

Alabama St.

Alabama St.

Alabama State.

Alabama St.

Average RPI Win:		169	WON-LOST RECORD		WINNING PCT. RANK		LAST 10 GAMES		STRENGTH OF SCHEDULE		OPP. STRENGTH OF SCHEDULE		TEAM RPI		ADJ RPI		CONF. RPI		ADJ CONF. RPI				
DIV. I ONLY			6-43-0		.12245	286	0-10-0		145		200		266		.39821	263	21		21				
DIV. I NON-CONF.			3-25-0		.10714	283	0-1-0		99		189		258		.40947	256	18		17				
TOTALS		RPI 1-25		RPI 26-50			W-L RECORDS			RPI 51-100			RPI 101-150			RPI 150+							
6-43-0		0-2-0		0-0-0			OVERALL			0-8-0			1-17-0			5-16-0							
5-16-0		0-0-0		0-0-0			HOME			0-2-0			1-8-0			4-6-0							
1-19-0		0-2-0		0-0-0			AWAY			0-6-0			0-3-0			1-7-0							
0-8-0		0-0-0		0-0-0			NEUTRAL			0-0-0			0-5-0			0-3-0							
3-25-0		0-2-0		0-0-0			NON-CONFERENCE			0-8-0			1-9-0			2-6-0							
3-9-0		0-0-0		0-0-0			HOME			0-2-0			1-4-0			2-3-0							
0-8-0		0-2-0		0-0-			AWAY			0-6-0			0-0-0			0-0-0							
0-8-0		0-0-0		0-0-0			NEUTRAL			0-0-0			0-5-0			0-3-0							
3-18-0		0-0-0		0-0-0			CONFERENCE			0-0-0			0-8-0			3-10-0							
2-7-0		0-0-0		0-0-0			HOME			0-0-0			0-4-0			2-3-0							
1-11-0		0-0-0		0-0-0			AWAY			0-0-0			0-4-0			1-7-0							
0-0-0		0-0-0		0-0-0			NEUTRAL			0-0-0			0-0-0			0-0-0							
RPI	S	Opponent		Score		RPI	S	Opponent		Score		RPI	S	Opponent		Score		RPI	S	Opponent		Score	
14	A	California		0	5							62	H	Pacific		1	8	112	H	Fresno St.		1	5
20	A	Stanford		0	8							62	H	Pacific		0	6	123	N	UC Davis		1	14
												66	A	Oklahoma St.		0	9	123	N	UC Davis		2	7
												66	A	Oklahoma St.		0	8	124	H	UC Santa Barbara		1	10
												66	A	Oklahoma St.		3	13	124	H	UC Santa Barbara		1	0
												70	A	San Jose St.		0	4	124	H	UC Santa Barbara		0	1
												98	A	Nevada		0	10	127	A	Utah Valley		1	3
												98	A	Nevada		2	10	127	A	Utah Valley		1	9
																		127	A	Utah Valley		1	4
																		127	A	Utah Valley		0	5
																		132	H	BYU		0	3
																		132	H	BYU		0	3
																		132	H	BYU		0	11
																		132	H	BYU		0	3
																		140	H	Cal St. Northridge		3	7
																		140	N	Cal St. Northridge		0	5
																		148	N	UNI		1	9
																		148	N	UNI		1	2
																		151	A	St. Mary's (CA)		0	8
																		151	A	St. Mary's (CA)		3	10
																		151	A	St. Mary's (CA)		1	5
																		151	A	St. Mary's (CA)		0	1
																		151	H	St. Mary's (CA)		0	4
																		152	H	Loyola Marymount		3	2
																		152	H	Loyola Marymount		1	2
																		152	H	Loyola Marymount		3	5
																		152	H	Loyola Marymount		4	3
LAST 10 GAMES						LAST 10 GAMES						LAST 10 GAMES						LAST 10 GAMES					
																		127	A	Utah Valley		0	5
																		127	A	Utah Valley		1	4
																		127	A	Utah Valley		1	9
																		127	A	Utah Valley		1	3
																		132	H	BYU		0	11
																		132	H	BYU		0	3
																		132	H	BYU		0	3
																		14	A	California		0	5
																		151	A	St. Mary's (CA)		0	8

Non-Div. I Games:

Santa Clara

RPI	S	Opponent	Score	
182	H	Idaho St.	4	3
182	N	Idaho St.	1	12
182	N	Idaho St.	4	6
197	H	Sacramento St.	2	3
197	H	Sacramento St.	3	6
197	H	Sacramento St.	3	4
200	H	St. John's (NY)	3	2
203	A	CSU Bakersfield	6	3
203	A	CSU Bakersfield	2	4
203	A	CSU Bakersfield	4	5
203	A	CSU Bakersfield	1	3
250	N	Cleveland St.	1	7

Santa Clara

S
a
n
t
a
C
l
a
r
a

S
a
n
t
a
C
l
a
r
a

Average RPI Win: 249		WON-LOST	WINNING	LAST 10	STRENGTH OF	OPP. STRENGTH	TEAM	ADJ	CONF.	ADJ CONF.			
Average RPI Loss: 182		RECORD	PCT. RANK	GAMES	SCHEDULE	OF SCHEDULE	RPI	RPI	RPI	RPI			
DIV. I ONLY		16-23-0	.41026	194	8-2-0	280	244	263	.39476	264	29	29	
DIV. I NON-CONF.		8-19-0	.2963	240	0-0-0	277	237	269	.38039	268	29	29	
<hr/>													
TOTALS		RPI 1-25		RPI 26-50		W-L RECORDS		RPI 51-100		RPI 101-150		RPI 150+	
16-23-0		0-0-0		0-0-0		OVERALL		0-3-0		2-5-0		14-15-0	
5-6-0		0-0-0		0-0-0		HOME		0-0-0		0-0-0		5-6-0	
9-12-0		0-0-0		0-0-0		AWAY		0-2-0		0-3-0		9-7-0	
2-5-0		0-0-0		0-0-0		NEUTRAL		0-1-0		2-2-0		0-2-0	
8-19-0		0-0-0		0-0-0		NON-CONFERENCE		0-3-0		2-5-0		6-11-0	
2-3-0		0-0-0		0-0-0		HOME		0-0-0		0-0-0		2-3-0	
4-11-0		0-0-0		0-0-		AWAY		0-2-0		0-3-0		4-6-0	
2-5-0		0-0-0		0-0-0		NEUTRAL		0-1-0		2-2-0		0-2-0	
8-4-0		0-0-0		0-0-0		CONFERENCE		0-0-0		0-0-0		8-4-0	
3-3-0		0-0-0		0-0-0		HOME		0-0-0		0-0-0		3-3-0	
5-1-0		0-0-0		0-0-0		AWAY		0-0-0		0-0-0		5-1-0	
0-0-0		0-0-0		0-0-0		NEUTRAL		0-0-0		0-0-0		0-0-0	
RPI	S	Opponent	Score	RPI	S	Opponent	Score	RPI	S	Opponent	Score		
						66 N	Oklahoma St.	0	12	101 N	Delaware	3	7
						76 A	New Mexico St.	5	8	118 N	Central Conn. St.	4	9
						76 A	New Mexico St.	5	10	128 A	Albany (NY)	0	3
										129 A	New Mexico	5	13
										129 A	New Mexico	2	5
										150 N	Georgetown	7	6
										150 N	Georgetown	5	4
										160 H	Seton Hall	10	14
										176 H	Fairfield	4	5
										176 H	Fairfield	2	1
										198 A	East Tenn. St.	4	5
										198 A	East Tenn. St.	4	10
										198 A	East Tenn. St.	5	12
										217 A	Hampton	3	4
										231 H	Hartford	3	5
										231 H	Hartford	1	9
										235 N	Sacred Heart	1	4
										238 A	UTEP	5	4
										238 A	UTEP	1	3
										238 A	UTEP	1	11
										252 A	Manhattan	14	3
										252 A	Manhattan	4	5
						252 A	Manhattan	14	3	254 H	Iona	0	11
						252 A	Manhattan	4	5	254 H	Iona	0	5
						286 A	Saint Peter's	7	3	259 H	Holy Cross	15	7
						286 A	Saint Peter's	9	5	259 H	Holy Cross	10	2
						176 H	Fairfield	4	5	261 A	Niagara	10	7
										261 A	Niagara	10	7
LAST 10 GAMES													

Non-Div. I Games:

Siena

RPI	S	Opponent	Score	
261	A	Niagara	5	2
277	H	Rider	7	6
277	H	Rider	16	0
279	A	Coppin St.	10	4
279	A	Coppin St.	19	4
286	A	Saint Peter's	9	5
286	A	Saint Peter's	7	3
287	N	UMES	4	11
289	A	Morgan St.	16	3

Siena

S
i
e
n
a

S
i
e
n
a

Average RPI Win: 260		WON-LOST	WINNING	LAST 10	STRENGTH OF		OPP. STRENGTH	TEAM	ADJ	CONF.	ADJ CONF.
Average RPI Loss: 160		RECORD	PCT. RANK	GAMES	SCHEDULE		OF SCHEDULE	RPI	RPI	RPI	RPI
DIV. I ONLY		9-32-0	.21951	270	0-10-0		222	241	267	.39147	265
DIV. I NON-CONF.		7-19-0	.26923	247	0-4-0		248	257	264	.39535	262
TOTALS		RPI 1-25	RPI 26-50		W-L RECORDS		RPI 51-100		RPI 101-150		RPI 150+
9-32-0	0-0-0	0-1-0		OVERALL		0-6-0		0-8-0		9-17-0	
2-5-0	0-0-0	0-0-0		HOME		0-0-0		0-1-0		2-4-0	
6-18-0	0-0-0	0-0-0		AWAY		0-6-0		0-4-0		6-8-0	
1-9-0	0-0-0	0-1-0		NEUTRAL		0-0-0		0-3-0		1-5-0	
7-19-0	0-0-0	0-1-0		NON-CONFERENCE		0-2-0		0-8-0		7-8-0	
0-1-0	0-0-0	0-0-0		HOME		0-0-0		0-1-0		0-0-0	
6-9-0	0-0-0	0-0-		AWAY		0-2-0		0-4-0		6-3-0	
1-9-0	0-0-0	0-1-0		NEUTRAL		0-0-0		0-3-0		1-5-0	
2-13-0	0-0-0	0-0-0		CONFERENCE		0-4-0		0-0-0		2-9-0	
2-4-0	0-0-0	0-0-0		HOME		0-0-0		0-0-0		2-4-0	
0-9-0	0-0-0	0-0-0		AWAY		0-4-0		0-0-0		0-5-0	
0-0-0	0-0-0	0-0-0		NEUTRAL		0-0-0		0-0-0		0-0-0	
RPI S	Opponent	Score	RPI S	Opponent	Score	RPI S	Opponent	Score	RPI S	Opponent	Score
			43 N	South Fla.	0 3	83 A	Saint Joseph's	1 2	105 N	Furman	0 4
						83 A	Saint Joseph's	0 1	111 N	Virginia	2 4
						91 A	Fordham	2 12	114 H	Connecticut	2 11
						91 A	Fordham	2 6	118 A	Central Conn. St.	0 11
						92 A	Coastal Caro.	2 10	118 A	Central Conn. St.	3 11
						92 A	Coastal Caro.	2 7	130 N	Loyola Chicago	0 7
									146 A	Providence	2 6
									146 A	Providence	1 2
									156 A	Dayton	6 11
									158 H	George Washington	1 9
									158 H	George Washington	8 9
									169 A	Charlotte	3 4
									169 A	Charlotte	3 12
									181 A	Temple	7 9
									181 A	Temple	2 10
									194 N	Dartmouth	4 3
									213 A	Harvard	1 2
									213 A	Harvard	1 11
									214 N	Radford	2 5
									215 N	Marist	0 7
									215 N	Marist	0 6
									231 N	Hartford	5 6
									255 A	Colgate	5 4
									258 H	La Salle	7 3
									258 H	La Salle	2 7
									268 A	Brown	4 0
									268 A	Brown	2 0
LAST 10 GAMES			83 A	Saint Joseph's	0 1	118 A	Central Conn. St.	3 11	255 A	Colgate	5 4
			83 A	Saint Joseph's	1 2	158 H	George Washington	1 9	258 H	La Salle	7 3
			181 A	Temple	2 10	158 H	George Washington	8 9	258 H	La Salle	2 7
			181 A	Temple	7 9	114 H	Connecticut	2 11	268 A	Brown	4 0
			118 A	Central Conn. St.	0 11	146 A	Providence	1 2	268 A	Brown	2 0

Non-Div. I Games:

Rhode Island

RPI	S	Opponent	Score	
269	H	St. Bonaventure	6	11
269	H	St. Bonaventure	6	2
270	N	Maine	1	2
271	A	Yale	3	5
271	A	Yale	13	6
279	A	Coppin St.	5	4
282	A	UMBC	8	1

Average RPI Win: 275		WON-LOST	WINNING	LAST 10	STRENGTH OF		OPP. STRENGTH	TEAM	ADJ		CONF.	ADJ CONF.
Average RPI Loss: 126		RECORD	PCT. RANK	GAMES	SCHEDULE		OF SCHEDULE	RPI	RPI		RPI	RPI
DIV. I ONLY		12-16-0	.42857	179	4-4-0		246	266	241		.38974	266
DIV. I NON-CONF.		0-12-0	0	286	0-1-0		56	52	262		.36176	276
TOTALS		RPI 1-25	RPI 26-50		W-L RECORDS		RPI 51-100		RPI 101-150		RPI 150+	
12-16-0		0-0-0	0-0-0		OVERALL		0-9-0		0-3-0		12-4-0	
2-5-0		0-0-0	0-0-0		HOME		0-0-0		0-2-0		2-3-0	
6-7-0		0-0-0	0-0-0		AWAY		0-6-0		0-0-0		6-0-0	
4-4-0		0-0-0	0-0-0		NEUTRAL		0-2-0		0-1-0		4-1-0	
0-12-0		0-0-0	0-0-0		NON-CONFERENCE		0-9-0		0-3-0		0-0-0	
0-2-0		0-0-0	0-0-0		HOME		0-0-0		0-2-0		0-0-0	
0-7-0		0-0-0	0-0-		AWAY		0-7-0		0-0-0		0-0-0	
0-3-0		0-0-0	0-0-0		NEUTRAL		0-2-0		0-1-0		0-0-0	
12-4-0		0-0-0	0-0-0		CONFERENCE		0-0-0		0-0-0		12-4-0	
2-3-0		0-0-0	0-0-0		HOME		0-0-0		0-0-0		2-3-0	
6-0-0		0-0-0	0-0-0		AWAY		0-0-0		0-0-0		6-0-0	
4-1-0		0-0-0	0-0-0		NEUTRAL		0-0-0		0-0-0		4-1-0	
RPI S	Opponent	Score	RPI S	Opponent	Score	RPI S	Opponent	Score	RPI S	Opponent	Score	
						63 N	Ball St.	0 14	131 H	Southeastern La.	3 11	
						65 A	Ole Miss	0 8	131 H	Southeastern La.	4 10	
						65 A	Ole Miss	0 4	148 N	UNI	0 6	
						65 A	Ole Miss	0 16	224 N	Jackson St.	2 1	
						67 A	Central Ark.	2 17	242 H	Texas Southern	0 5	
						67 A	Central Ark.	0 8	242 H	Texas Southern	0 8	
						67 A	Central Ark.	2 20	242 H	Texas Southern	1 11	
						67 A	Central Ark.	2 10	251 N	Mississippi Val.	4 3	
						69 N	Creighton	2 16	262 N	Alabama St.	3 2	
									275 N	Alcorn	9 1	
									283 H	Southern U.	4 1	
									283 H	Southern U.	6 0	
									284 N	Alabama A&M	4 10	
									285 A	Grambling	7 2	
									285 A	Grambling	9 3	
									285 A	Grambling	9 1	
									288 A	Prairie View	9 7	
									288 A	Prairie View	4 2	
									288 A	Prairie View	13 3	
LAST 10 GAMES												
						288 A	Prairie View	9 7	242 H	Texas Southern	1 11	
						288 A	Prairie View	13 3	65 A	Ole Miss	0 8	
						288 A	Prairie View	4 2	285 A	Grambling	9 1	
						242 H	Texas Southern	0 5	285 A	Grambling	7 2	
						242 H	Texas Southern	0 8	285 A	Grambling	9 3	
Non-Div. I Games:		Williams Baptist	0 8	Columbia Chrst.	7 9	Indiana Tech	6 3	Central Baptist	0 13			
		Langston	0 9	Southern Ark.	3 18	Langston	9 1	Langston	Ark.-Pine Bluff	4 6		

Ark.-Pine Bluff

Through Games Of April 28, 2013

Non-Div. I Games:

Southern Ark.

1

5

Central Baptist

2

4

Langston

0

1

Mo. Baptist

Ark.-Pine Bluff 7-2

A
r
k
.
-
P
i
n
e
B
l
u
f
f

A
r
k
.
-
P
i
n
e
B
l
u
f
f

[illegible]

Non-Div. I Games:	Great Falls	12	4	Great Falls	7	0
-------------------	-------------	----	---	-------------	---	---

Weber St.

RPI	S	Opponent	Score	
241	H	Utah St.	3	11
256	H	North Dakota	6	3
256	H	North Dakota	7	3
256	H	North Dakota	4	11

Weber St.

W
e
b
e
r
s
t
.

W
e
b
e
r
s
t
.

Average RPI Win: 256		WON-LOST	WINNING	LAST 10	STRENGTH OF	OPP. STRENGTH	TEAM	ADJ	CONF.	ADJ CONF.									
Average RPI Loss: 181		RECORD	PCT. RANK	GAMES	SCHEDULE	OF SCHEDULE	RPI	RPI	RPI	RPI									
DIV. I ONLY		10-27-0	.27027	261	3-7-0	250	260	268	.38324	268	24	24							
DIV. I NON-CONF.		6-12-0	.33333	223	0-1-0	263	268	261	.39499	263	26	26							
<hr/>																			
TOTALS		RPI 1-25	RPI 26-50		W-L RECORDS	RPI 51-100		RPI 101-150		RPI 150+									
10-27-0	0-1-0	0-0-0		OVERALL		0-2-0		0-4-0		10-20-0									
3-9-0	0-0-0	0-0-0		HOME		0-0-0		0-2-0		3-7-0									
2-12-0	0-0-0	0-0-0		AWAY		0-0-0		0-1-0		2-11-0									
5-6-0	0-1-0	0-0-0		NEUTRAL		0-2-0		0-1-0		5-2-0									
<hr/>																			
6-12-0	0-1-0	0-0-0		NON-CONFERENCE		0-2-0		0-2-0		6-7-0									
0-3-0	0-0-0	0-0-0		HOME		0-0-0		0-0-0		0-3-0									
1-3-0	0-0-0	0-0-		AWAY		0-0-0		0-1-0		1-2-0									
5-6-0	0-1-0	0-0-0		NEUTRAL		0-2-0		0-1-0		5-2-0									
<hr/>																			
4-15-0	0-0-0	0-0-0		CONFERENCE		0-0-0		0-2-0		4-13-0									
3-6-0	0-0-0	0-0-0		HOME		0-0-0		0-2-0		3-4-0									
1-9-0	0-0-0	0-0-0		AWAY		0-0-0		0-0-0		1-9-0									
0-0-0	0-0-0	0-0-0		NEUTRAL		0-0-0		0-0-0		0-0-0									
<hr/>																			
RPI	S	Opponent	Score		RPI	S	Opponent	Score		RPI	S	Opponent	Score						
9	N	Washington	0	11						104	A	Colorado St.	0	4					
										110	H	Penn	1	7					
										110	H	Penn	4	6					
										147	N	Bradley	1	2					
										159	A	Towson	2	1					
										159	A	Towson	1	9					
										165	A	Princeton	0	5					
										165	A	Princeton	0	8					
										177	A	Bryant	1	10					
										177	H	Bryant	3	8					
										194	A	Dartmouth	0	5					
										194	A	Dartmouth	1	9					
										194	A	Dartmouth	1	5					
										194	A	Dartmouth	0	10					
										204	A	Cornell	6	9					
										204	A	Cornell	5	8					
										213	H	Harvard	5	4					
										213	H	Harvard	1	3					
										213	H	Harvard	0	4					
										243	H	Columbia	1	12					
										243	H	Columbia	5	1					
					LAST 10 GAMES						255	N	Colgate	3	4				
					271	H	Yale	9	8	213	H	Harvard	5	4	255	N	Colgate	2	3
					271	H	Yale	2	12	213	H	Harvard	0	4	265	H	Rhode Island	0	2
					271	A	Yale	8	1	213	H	Harvard	1	3	265	H	Rhode Island	0	4
					271	A	Yale	2	5	194	A	Dartmouth	0	5	271	A	Yale	8	1
					177	H	Bryant	3	8	194	A	Dartmouth	1	9	271	A	Yale	2	5

Non-Div. I Games:

Brown

RPI	S	Opponent	Score	
271	H	Yale	9	8
271	H	Yale	2	12
274	N	Delaware St.	3	1
280	N	Lafayette	3	1
280	N	Lafayette	10	4
280	N	Lafayette	5	1
289	N	Morgan St.	3	2

Brown

B
r
o
w
n

S
t
.
B
o
n
a
v
e
n
t
u
r
e

St. Bonaventure

St. Bonaventure

Average RPI Win: 243		WON-LOST RECORD		WINNING PCT. RANK		LAST 10 GAMES		STRENGTH OF SCHEDULE		OPP. STRENGTH OF SCHEDULE		TEAM RPI		ADJ RPI		CONF. RPI		ADJ CONF. RPI	
DIV. I ONLY		7-37-0		.15909 282		2-8-0		199		236		271		.37814 270		25		27	
DIV. I NON-CONF.		4-25-0		.13793 277		1-0-0		235		205		276		.37003 273		27		27	
TOTALS		RPI 1-25		RPI 26-50		W-L RECORDS		RPI 51-100		RPI 101-150		RPI 150+							
7-37-0		0-0-0		0-4-0		OVERALL		0-4-0		0-8-0		7-21-0							
2-5-0		0-0-0		0-0-0		HOME		0-0-0		0-3-0		2-2-0							
3-11-0		0-0-0		0-3-0		AWAY		0-0-0		0-0-0		3-8-0							
2-21-0		0-0-0		0-1-0		NEUTRAL		0-4-0		0-5-0		2-11-0							
4-25-0		0-0-0		0-4-0		NON-CONFERENCE		0-4-0		0-5-0		4-12-0							
1-0-0		0-0-0		0-0-0		HOME		0-0-0		0-0-0		1-0-0							
1-4-0		0-0-0		0-0-		AWAY		0-0-0		0-0-0		1-1-0							
2-21-0		0-0-0		0-1-0		NEUTRAL		0-4-0		0-5-0		2-11-0							
3-12-0		0-0-0		0-0-0		CONFERENCE		0-0-0		0-3-0		3-9-0							
1-5-0		0-0-0		0-0-0		HOME		0-0-0		0-3-0		1-2-0							
2-7-0		0-0-0		0-0-0		AWAY		0-0-0		0-0-0		2-7-0							
0-0-0		0-0-0		0-0-0		NEUTRAL		0-0-0		0-0-0		0-0-0							
RPI	S	Opponent		Score		RPI	S	Opponent		Score		RPI	S	Opponent		Score			
43	A	South Fla.		0	11	71	N	Illinois		1	7	128	H	Albany (NY)		2	5		
46	A	USC Upstate		1	5	73	N	SIU Edwardsville		0	13	128	H	Albany (NY)		4	8		
50	A	FGCU		2	3	83	N	Saint Joseph's		2	8	128	H	Albany (NY)		0	1		
50	N	FGCU		0	8	91	N	Fordham		0	4	132	N	BYU		2	3		
												132	N	BYU		4	6		
												134	N	Penn St.		0	3		
												141	N	Stephen F. Austin		1	5		
												143	N	Rutgers		0	2		
												152	N	Loyola Marymount		2	11		
												155	A	Binghamton		0	8		
												155	A	Binghamton		2	11		
												155	A	Binghamton		0	5		
												168	H	Stony Brook		2	3		
												168	H	Stony Brook		2	0		
												168	H	Stony Brook		2	4		
												172	A	UMKC		3	9		
												175	N	Tennessee Tech		1	4		
												183	N	Western Mich.		0	4		
												184	A	Boston U.		0	2		
												184	A	Boston U.		1	7		
												184	A	Boston U.		5	9		
												199	N	Valparaiso		0	3		
												202	A	Boston College		11	5		
												212	N	Western Caro.		4	5		
												220	N	Liberty		3	4		
												223	N	Quinnipiac		8	7		
												223	N	Quinnipiac		5	6		
LAST 10 GAMES						LAST 10 GAMES						LAST 10 GAMES							
184	A	Boston U.		1	7	168	H	Stony Brook		2	0	202	A	Boston College		11	5		
184	A	Boston U.		0	2	155	A	Binghamton		0	8	212	N	Western Caro.		4	5		
184	A	Boston U.		5	9	155	A	Binghamton		2	11	220	N	Liberty		3	4		
168	H	Stony Brook		2	3	155	A	Binghamton		0	5	223	N	Quinnipiac		8	7		
168	H	Stony Brook		2	4	202	A	Boston College		11	5	223	N	Quinnipiac		5	6		

Non-Div. I Games:

Maine

RPI	S	Opponent	Score	
246	N	Youngstown St.	4	10
255	N	Colgate	3	5
260	N	Toledo	3	7
260	N	Toledo	1	3
265	N	Rhode Island	2	1
281	H	N.C. Central	9	1
282	A	UMBC	7	6
282	A	UMBC	11	7
282	A	UMBC	2	4

Maine

Average RPI Win:		214	WON-LOST RECORD		WINNING PCT. RANK		LAST 10 GAMES		STRENGTH OF SCHEDULE		OPP. STRENGTH OF SCHEDULE		TEAM RPI		ADJ RPI		CONF. RPI		ADJ CONF. RPI				
DIV. I ONLY			10-36-0		.21739 271		2-8-0		228		256		269		.37741 271		24		24				
DIV. I NON-CONF.			5-21-0		.19231 265		0-2-0		238		261		272		.37282 271		26		26				
TOTALS		RPI 1-25		RPI 26-50				W-L RECORDS				RPI 51-100				RPI 101-150				RPI 150+			
10-36-0		0-1-0		0-0-0				OVERALL				0-0-0				1-6-0				9-29-0			
3-15-0		0-0-0		0-0-0				HOME				0-0-0				0-2-0				3-13-0			
5-16-0		0-0-0		0-0-0				AWAY				0-0-0				0-2-0				5-1-0			
2-5-0		0-0-0		0-0-0				NEUTRAL				0-0-0				1-1-0				1-4-0			
5-21-0		0-1-0		0-0-0				NON-CONFERENCE				0-0-0				1-4-0				4-16-0			
2-6-0		0-0-0		0-0-0				HOME				0-0-0				0-0-0				2-6-0			
1-10-0		0-1-0		0-0-				AWAY				0-0-0				0-3-0				1-6-0			
2-5-0		0-0-0		0-0-0				NEUTRAL				0-0-0				1-1-0				1-4-0			
5-15-0		0-0-0		0-0-0				CONFERENCE				0-0-0				0-2-0				5-13-0			
1-9-0		0-0-0		0-0-0				HOME				0-0-0				0-2-0				1-7-0			
4-6-0		0-0-0		0-0-0				AWAY				0-0-0				0-0-0				4-6-0			
0-0-0		0-0-0		0-0-0				NEUTRAL				0-0-0				0-0-0				0-0-0			
RPI	S	Opponent		Score		RPI	S	Opponent		Score		RPI	S	Opponent		Score		RPI	S	Opponent		Score	
9	A	Washington		3	12									110 H Penn		0	7			110 H Penn		0	9
														118 A Central Conn. St.		1	3			118 A Central Conn. St.		1	8
														129 N New Mexico		6	5			146 A Providence		0	9
														147 N Bradley		0	2			165 A Princeton		1	6
														165 A Princeton		3	2			168 A Stony Brook		1	4
														168 A Stony Brook		1	7			176 H Fairfield		4	5
														176 H Fairfield		4	0			177 H Bryant		7	12
														177 H Bryant		2	10			188 N Ohio		7	1
														194 H Dartmouth		8	10			194 H Dartmouth		1	10
														194 H Dartmouth		0	8			194 H Dartmouth		0	5
														196 A Army		2	10			196 A Army		0	8
														204 A Cornell		7	2			204 A Cornell		7	5
														206 A Seattle		1	6			206 N Seattle		2	6
														213 A Harvard		3	12						
				LAST 10 GAMES																			
						268 A Brown	8	9				196 A Army	0	8									
						268 A Brown	12	2				194 H Dartmouth	0	5									
						268 H Brown	1	8				194 H Dartmouth	0	8									
						268 H Brown	5	2				194 H Dartmouth	1	10									
						196 A Army	2	10				194 H Dartmouth	8	10									

Non-Div. I Games:

Yale

RPI	S	Opponent	Score
213	A	Harvard	3 5
213	A	Harvard	4 7
213	A	Harvard	2 4
235	H	Sacred Heart	0 8
235	H	Sacred Heart	6 15
243	H	Columbia	2 7
243	H	Columbia	1 2
252	N	Manhattan	11 14
259	N	Holy Cross	1 5
259	N	Holy Cross	6 13
265	H	Rhode Island	6 13
265	H	Rhode Island	5 3
268	A	Brown	8 9
268	A	Brown	12 2
268	H	Brown	5 2
268	H	Brown	1 8
272	A	Wagner	4 5
272	A	Wagner	5 3

Yale

Average RPI Win: 261		WON-LOST	WINNING	LAST 10	STRENGTH OF	OPP. STRENGTH	TEAM	ADJ	CONF.	ADJ CONF.					
Average RPI Loss: 179		RECORD	PCT. RANK	GAMES	SCHEDULE	OF SCHEDULE	RPI	RPI	RPI	RPI					
DIV. I ONLY		12-37-0	.2449	266	3-7-0	245	255	270	.37678	272	23	23			
DIV. I NON-CONF.		9-20-0	.31034	236	2-2-0	275	279	271	.37509	270	23	24			
<hr/>															
TOTALS		RPI 1-25	RPI 26-50		W-L RECORDS		RPI 51-100		RPI 101-150		RPI 150+				
12-37-0		0-0-0	0-1-0		OVERALL		0-4-0		0-8-0		12-24-0				
8-12-0		0-0-0	0-0-0		HOME		0-2-0		0-2-0		8-8-0				
0-13-0		0-0-0	0-0-0		AWAY		0-2-0		0-2-0		0-9-0				
4-12-0		0-0-0	0-1-0		NEUTRAL		0-0-0		0-4-0		4-7-0				
9-20-0		0-0-0	0-1-0		NON-CONFERENCE		0-0-0		0-6-0		9-13-0				
5-5-0		0-0-0	0-0-0		HOME		0-0-0		0-0-0		5-5-0				
0-3-0		0-0-0	0-0-		AWAY		0-0-0		0-2-0		0-1-0				
4-12-0		0-0-0	0-1-0		NEUTRAL		0-0-0		0-4-0		4-7-0				
3-17-0		0-0-0	0-0-0		CONFERENCE		0-4-0		0-2-0		3-11-0				
3-7-0		0-0-0	0-0-0		HOME		0-2-0		0-2-0		3-3-0				
0-10-0		0-0-0	0-0-0		AWAY		0-2-0		0-0-0		0-8-0				
0-0-0		0-0-0	0-0-0		NEUTRAL		0-0-0		0-0-0		0-0-0				
RPI	S	Opponent	Score	RPI	S	Opponent	Score	RPI	S	Opponent	Score	RPI	S	Opponent	Score
				43	N	South Fla.	0 5	96	H	Monmouth	0 6	106	A	Col. of Charleston	2 3
								96	H	Monmouth	0 9	106	A	Col. of Charleston	1 4
								100	A	Robert Morris	0 1	108	N	Chattanooga	2 9
								100	A	Robert Morris	1 6	118	H	Central Conn. St.	0 8
												118	H	Central Conn. St.	1 13
												120	N	Central Mich.	4 7
												126	N	Lehigh	0 7
												127	N	Utah Valley	2 4
												177	A	Bryant	7 8
												177	A	Bryant	4 6
												181	H	Temple	5 9
												181	H	Temple	3 8
												184	N	Boston U.	2 10
												189	H	Fairleigh Dickinson	4 3
												189	H	Fairleigh Dickinson	1 5
												191	A	LIU Brooklyn	1 5
												191	A	LIU Brooklyn	5 6
												196	N	Army	6 12
												205	N	Butler	2 6
												214	N	Radford	1 8
												221	N	Green Bay	2 1
				LAST 10 GAMES								223	H	Quinnipiac	4 6
				189	H	Fairleigh Dickinson	1 5	248	A	Saint Francis (PA)	2 4	223	H	Quinnipiac	5 6
				189	H	Fairleigh Dickinson	4 3	100	A	Robert Morris	1 6	235	A	Sacred Heart	0 1
				252	H	Manhattan	3 6	100	A	Robert Morris	0 1	235	A	Sacred Heart	0 8
				252	H	Manhattan	2 6	280	H	Lafayette	2 0	243	N	Columbia	2 5
				248	A	Saint Francis (PA)	2 4	280	H	Lafayette	5 0	244	A	Charleston So.	1 9

Non-Div. I Games:

Wagner

RPI	S	Opponent	Score	
246	N	Youngstown St.	2	10
247	H	Mt. St. Mary's	4	3
247	H	Mt. St. Mary's	8	7
248	A	Saint Francis (PA)	2	4
248	A	Saint Francis (PA)	2	4
252	H	Manhattan	2	6
252	H	Manhattan	3	6
256	N	North Dakota	1	3
260	N	Toledo	7	6
271	H	Yale	3	5
271	H	Yale	5	4
277	N	Rider	5	1
280	H	Lafayette	2	0
280	H	Lafayette	5	0
286	H	Saint Peter's	11	3
286	H	Saint Peter's	5	0
286	N	Saint Peter's	7	4

Wagner

Average RPI Win: 231		WON-LOST RECORD		WINNING PCT. RANK		LAST 10 GAMES		STRENGTH OF SCHEDULE		OPP. STRENGTH OF SCHEDULE		TEAM RPI		ADJ RPI		CONF. RPI		ADJ CONF. RPI											
DIV. I ONLY		5-20-1		.21154 272		1-9-0		253		222		274		.37318 273		18		19											
DIV. I NON-CONF.		4-7-1		.375 207		1-1-0		280		251		263		.39273 265		21		21											
TOTALS		RPI 1-25		RPI 26-50		W-L RECORDS		RPI 51-100		RPI 101-150		RPI 150+																	
5-20-1		0-0-0		0-1-0		OVERALL		0-7-0		0-0-0		5-12-1																	
1-4-0		0-0-0		0-0-0		HOME		0-3-0		0-0-0		1-1-0																	
2-10-1		0-0-0		0-1-0		AWAY		0-1-0		0-0-0		2-8-1																	
2-6-0		0-0-0		0-0-0		NEUTRAL		0-3-0		0-0-0		2-3-0																	
4-7-1		0-0-0		0-1-0		NON-CONFERENCE		0-1-0		0-0-0		4-5-1																	
1-1-0		0-0-0		0-0-0		HOME		0-0-0		0-0-0		1-1-0																	
1-6-1		0-0-0		0-0-		AWAY		0-1-0		0-0-0		1-4-1																	
2-0-0		0-0-0		0-0-0		NEUTRAL		0-0-0		0-0-0		2-0-0																	
1-13-0		0-0-0		0-0-0		CONFERENCE		0-6-0		0-0-0		1-7-0																	
0-3-0		0-0-0		0-0-0		HOME		0-3-0		0-0-0		0-0-0																	
1-4-0		0-0-0		0-0-0		AWAY		0-0-0		0-0-0		1-4-0																	
0-6-0		0-0-0		0-0-0		NEUTRAL		0-3-0		0-0-0		0-3-0																	
RPI	S	Opponent		Score		RPI	S	Opponent		Score		RPI	S	Opponent		Score													
						48	A	Georgia St.	2	11			53	A	North Florida	2	3	166	A	Western Ill.	3	4							
															72	N	North Dakota St.	0	1	166	A	Western Ill.	1	5					
															72	N	North Dakota St.	1	4	195	N	Presbyterian	13	5					
															72	N	North Dakota St.	0	2	201	A	Eastern Mich.	5	6					
															97	H	IPFW	0	1	201	A	Eastern Mich.	4	4					
															97	H	IPFW	2	4	216	N	Northern Ky.	6	4					
															97	H	IPFW	0	7	226	A	IUPUI	1	6					
																				226	A	IUPUI	2	3					
																				226	A	IUPUI	5	1					
																				239	A	Florida A&M	4	5					
																				239	A	Florida A&M	0	4					
																				249	N	South Dakota St.	4	7					
																				249	N	South Dakota St.	1	4					
																				249	N	South Dakota St.	0	2					
																				260	A	Toledo	9	7					
																				260	A	Toledo	2	6					
																				260	H	Toledo	5	4					
																				260	H	Toledo	2	3					
LAST 10 GAMES																													
																				72	N	North Dakota St.	0	2	97	H	IPFW	0	7
																				72	N	North Dakota St.	0	1	97	H	IPFW	0	1
																				72	N	North Dakota St.	1	4	97	H	IPFW	2	4
																				260	H	Toledo	2	3	249	N	South Dakota St.	4	7
																				260	H	Toledo	5	4	249	N	South Dakota St.	0	2

Non-Div. I Games: Columbus St. 1 0 Columbus St. 0 4

Oakland

Average RPI Win: 275		WON-LOST RECORD		WINNING PCT. RANK		LAST 10 GAMES		STRENGTH OF SCHEDULE		OPP. STRENGTH OF SCHEDULE		TEAM RPI		ADJ RPI		CONF. RPI		ADJ CONF. RPI	
DIV. I ONLY		16-30-0		.34783 223		3-7-0		278		279		273		.36841 274		31		31	
DIV. I NON-CONF.		4-25-0		.13793 277		0-4-0		257		240		278		.34761 278		31		31	
TOTALS		RPI 1-25		RPI 26-50		W-L RECORDS		RPI 51-100		RPI 101-150		RPI 150+							
16-30-0		0-0-0		0-1-0		OVERALL		0-3-0		0-6-0		16-20-0							
8-7-0		0-0-0		0-0-0		HOME		0-0-0		0-0-0		8-7-0							
6-13-0		0-0-0		0-0-0		AWAY		0-0-0		0-0-0		6-3-0							
2-10-0		0-0-0		0-1-0		NEUTRAL		0-1-0		0-1-0		2-7-0							
4-25-0		0-0-0		0-1-0		NON-CONFERENCE		0-3-0		0-6-0		4-15-0							
0-7-0		0-0-0		0-0-0		HOME		0-0-0		0-0-0		0-7-0							
2-8-0		0-0-0		0-0-		AWAY		0-2-0		0-5-0		2-1-0							
2-10-0		0-0-0		0-1-0		NEUTRAL		0-1-0		0-1-0		2-7-0							
12-5-0		0-0-0		0-0-0		CONFERENCE		0-0-0		0-0-0		12-5-0							
8-0-0		0-0-0		0-0-0		HOME		0-0-0		0-0-0		8-0-0							
4-5-0		0-0-0		0-0-0		AWAY		0-0-0		0-0-0		4-5-0							
0-0-0		0-0-0		0-0-0		NEUTRAL		0-0-0		0-0-0		0-0-0							
RPI S	Opponent	Score		RPI S	Opponent	Score		RPI S	Opponent	Score		RPI S	Opponent	Score					
				35 N	Georgia	0	18	53 A	North Florida	0	2	102 A	Maryland	0	11				
								83 A	Saint Joseph's	0	6	102 A	Maryland	3	12				
								96 N	Monmouth	1	5	109 N	Kent St.	3	5				
												111 A	Virginia	1	9				
												111 A	Virginia	1	10				
												137 A	Winthrop	2	10				
												159 A	Towson	1	2				
												165 N	Princeton	3	8				
												165 N	Princeton	0	3				
												166 N	Western Ill.	3	10				
												189 N	Fairleigh Dickinson	1	9				
												189 N	Fairleigh Dickinson	2	4				
												213 N	Harvard	5	4				
												217 A	Hampton	2	6				
												217 A	Hampton	3	2				
												217 A	Hampton	0	7				
												240 A	Norfolk St.	0	6				
												240 A	Norfolk St.	3	4				
												240 A	Norfolk St.	1	9				
												247 H	Mt. St. Mary's	2	4				
												248 H	Saint Francis (PA)	1	9				
												248 H	Saint Francis (PA)	4	5				
												255 H	Colgate	0	2				
												255 H	Colgate	4	6				
												268 N	Brown	1	3				
												269 H	St. Bonaventure	4	5				
												269 N	St. Bonaventure	7	6				
LAST 10 GAMES																			
				290 H	Howard	26	6	240 A	Norfolk St.	0	6	255 H	Colgate	0	2				
				290 H	Howard	10	0	240 A	Norfolk St.	3	4	255 H	Colgate	4	6				
				290 H	Howard	18	3	240 A	Norfolk St.	1	9	268 N	Brown	1	3				
				102 A	Maryland	0	11	159 A	Towson	1	2	269 H	St. Bonaventure	4	5				
				102 A	Maryland	3	12	83 A	Saint Joseph's	0	6	269 N	St. Bonaventure	7	6				

Non-Div. I Games:

Delaware St.

RPI	S	Opponent	Score	
269	N	St. Bonaventure	5	8
279	A	Coppin St.	21	1
279	A	Coppin St.	7	2
279	A	Coppin St.	11	2
280	A	Lafayette	5	4
280	A	Lafayette	5	2
280	H	Lafayette	1	2
281	H	N.C. Central	9	1
281	H	N.C. Central	14	0
289	H	Morgan St.	12	4
289	H	Morgan St.	10	2
289	H	Morgan St.	8	5
290	H	Howard	26	6
290	H	Howard	10	0
290	H	Howard	18	3

Delaware St.

D
e
l
a
w
a
r
e
S
t
.

D
e
l
a
w
a
r
e
S
t
.

Average RPI Win: 278		WON-LOST	WINNING	LAST 10	STRENGTH OF	OPP. STRENGTH	TEAM	ADJ	CONF.	ADJ CONF.							
Average RPI Loss: 182		RECORD	PCT. RANK	GAMES	SCHEDULE	OF SCHEDULE	RPI	RPI	RPI	RPI							
DIV. I ONLY		5-27-0	.15625	284	5-5-0	235	281	277	.36585	275	30	30					
DIV. I NON-CONF.		0-16-0	0	286	0-1-0	53	244	268	.39152	266	30	30					
TOTALS		RPI 1-25	RPI 26-50		W-L RECORDS		RPI 51-100		RPI 101-150		RPI 150+						
5-27-0	0-0-0		0-0-0		OVERALL		0-6-0		0-2-0		5-19-0						
2-6-0	0-0-0		0-0-0		HOME		0-2-0		0-0-0		2-4-0						
3-12-0	0-0-0		0-0-0		AWAY		0-0-0		0-2-0		3-0-0						
0-9-0	0-0-0		0-0-0		NEUTRAL		0-0-0		0-0-0		0-9-0						
0-16-0	0-0-0		0-0-0		NON-CONFERENCE		0-6-0		0-2-0		0-8-0						
0-2-0	0-0-0		0-0-0		HOME		0-2-0		0-0-0		0-0-0						
0-9-0	0-0-0		0-0-		AWAY		0-4-0		0-2-0		0-3-0						
0-5-0	0-0-0		0-0-0		NEUTRAL		0-0-0		0-0-0		0-5-0						
5-11-0	0-0-0		0-0-0		CONFERENCE		0-0-0		0-0-0		5-11-0						
2-4-0	0-0-0		0-0-0		HOME		0-0-0		0-0-0		2-4-0						
3-3-0	0-0-0		0-0-0		AWAY		0-0-0		0-0-0		3-3-0						
0-4-0	0-0-0		0-0-0		NEUTRAL		0-0-0		0-0-0		0-4-0						
RPI	S	Opponent	Score	RPI	S	Opponent	Score	RPI	S	Opponent	Score	RPI	S	Opponent	Score		
								78	A	Northwestern St.	0	8	131	A	Southeastern La.	1	10
								78	A	Northwestern St.	3	10	131	A	Southeastern La.	0	10
								78	H	Northwestern St.	1	12	163	N	La.-Monroe	0	8
								78	H	Northwestern St.	0	8	170	N	Louisiana Tech	0	10
								81	A	McNeese St.	1	9	170	N	Louisiana Tech	0	8
								81	A	McNeese St.	0	13	170	N	Louisiana Tech	2	8
													171	A	Nicholls St.	8	10
													179	N	Houston Baptist	0	9
													185	A	Memphis	1	8
													185	A	Memphis	2	3
													224	H	Jackson St.	3	20
													224	H	Jackson St.	1	4
													224	H	Jackson St.	0	9
													242	N	Texas Southern	0	8
													251	H	Mississippi Val.	2	1
													251	H	Mississippi Val.	4	9
													262	A	Alabama St.	4	12
													262	A	Alabama St.	0	4
													262	A	Alabama St.	2	13
													266	N	Ark.-Pine Bluff	1	9
													283	N	Southern U.	4	12
													284	A	Alabama A&M	5	2
													284	A	Alabama A&M	9	2
													284	A	Alabama A&M	5	4
													285	H	Grambling	2	0
													288	N	Prairie View	4	7
													131	A	Southeastern La.	0	10
Non-Div. I Games:		Kentucky St.	7	0	Kentucky St.	4	5	LSU-Alexandria	7	5	LSU-Alexandria	8	6	Alcorn			

Average RPI Win: 192		WON-LOST RECORD		WINNING PCT. RANK		LAST 10 GAMES		STRENGTH OF SCHEDULE		OPP. STRENGTH OF SCHEDULE		TEAM RPI		ADJ RPI		CONF. RPI		ADJ CONF. RPI	
DIV. I ONLY		5-40-0		.11111 288		1-9-0		202		259		275		.35777 276		27		26	
DIV. I NON-CONF.		3-24-0		.11111 282		0-0-0		170		264		273		.37065 272		25		25	
TOTALS		RPI 1-25		RPI 26-50		W-L RECORDS		RPI 51-100		RPI 101-150		RPI 150+							
5-40-0		0-0-0		0-0-0		OVERALL		1-4-0		0-11-0		4-25-0							
1-10-0		0-0-0		0-0-0		HOME		0-0-0		0-8-0		1-2-0							
3-12-0		0-0-0		0-0-0		AWAY		0-0-0		0-2-0		3-10-0							
1-18-0		0-0-0		0-0-0		NEUTRAL		1-4-0		0-1-0		0-13-0							
3-24-0		0-0-0		0-0-0		NON-CONFERENCE		1-4-0		0-5-0		2-15-0							
0-2-0		0-0-0		0-0-0		HOME		0-0-0		0-2-0		0-0-0							
2-4-0		0-0-0		0-0-		AWAY		0-0-0		0-2-0		2-2-0							
1-18-0		0-0-0		0-0-0		NEUTRAL		1-4-0		0-1-0		0-13-0							
2-16-0		0-0-0		0-0-0		CONFERENCE		0-0-0		0-6-0		2-10-0							
1-8-0		0-0-0		0-0-0		HOME		0-0-0		0-6-0		1-2-0							
1-8-0		0-0-0		0-0-0		AWAY		0-0-0		0-0-0		1-8-0							
0-0-0		0-0-0		0-0-0		NEUTRAL		0-0-0		0-0-0		0-0-0							
RPI S	Opponent	Score		RPI S	Opponent	Score		RPI S	Opponent	Score		RPI S	Opponent	Score					
								58 N	Neb. Omaha	2	7	120 A	Central Mich.	1	9				
								58 N	Neb. Omaha	2	5	120 A	Central Mich.	3	13				
								73 N	SIU Edwardsville	1	0	125 H	Bowling Green	3	12				
								85 N	UT Martin	2	11	125 H	Bowling Green	1	9				
								91 N	Fordham	8	18	130 H	Loyola Chicago	4	8				
												130 H	Loyola Chicago	3	7				
												130 H	Loyola Chicago	0	12				
												138 N	South Dakota	4	5				
												145 H	Ill.-Chicago	8	17				
												145 H	Ill.-Chicago	3	19				
												145 H	Ill.-Chicago	1	5				
												155 N	Binghamton	3	9				
												155 N	Binghamton	0	7				
												172 N	UMKC	1	6				
												185 N	Memphis	1	6				
												187 N	Wichita St.	4	13				
												199 H	Valparaiso	9	0				
												199 H	Valparaiso	1	12				
												199 H	Valparaiso	0	17				
												207 A	Morehead St.	1	5				
												207 A	Morehead St.	7	4				
												232 N	Southeast Mo. St.	7	10				
												234 A	UNC Wilmington	10	4				
												234 A	UNC Wilmington	0	8				
												235 N	Sacred Heart	1	7				
												237 A	Wright St.	5	6				
												237 A	Wright St.	2	10				

Non-Div. I Games:

Detroit

RPI	S	Opponent	Score	
237	A	Wright St.	1	9
246	A	Youngstown St.	4	2
246	A	Youngstown St.	0	8
246	A	Youngstown St.	0	5
248	N	Saint Francis (PA)	0	6
250	A	Cleveland St.	7	8
250	A	Cleveland St.	0	9
250	A	Cleveland St.	2	10
254	N	Iona	3	11
256	N	North Dakota	4	5
258	N	La Salle	2	3
258	N	La Salle	0	6
285	N	Grambling	3	6

Detroit

D
e
t
r
o
i
t

D
e
t
r
o
i
t

Average RPI Win: 249		WON-LOST	WINNING	LAST 10	STRENGTH OF		OPP. STRENGTH	TEAM	ADJ		CONF.	ADJ CONF.								
Average RPI Loss: 205		RECORD	PCT. RANK	GAMES	SCHEDULE		OF SCHEDULE	RPI	RPI	RPI	RPI									
DIV. I ONLY		8-38-0	.17391	280	2-8-0		255	268	276	.35279	277	29	29							
DIV. I NON-CONF.		5-27-0	.15625	275	1-1-0		222	258	274	.3676	275	29	29							
<hr/>																				
TOTALS		RPI 1-25		RPI 26-50		W-L RECORDS		RPI 51-100		RPI 101-150		RPI 150+								
8-38-0		0-0-0		0-0-0		OVERALL		0-2-0		0-7-0		8-29-0								
4-11-0		0-0-0		0-0-0		HOME		0-2-0		0-1-0		4-8-0								
2-14-0		0-0-0		0-0-0		AWAY		0-0-0		0-3-0		2-11-0								
2-13-0		0-0-0		0-0-0		NEUTRAL		0-0-0		0-3-0		2-10-0								
5-27-0		0-0-0		0-0-0		NON-CONFERENCE		0-2-0		0-7-0		5-18-0								
2-7-0		0-0-0		0-0-0		HOME		0-2-0		0-1-0		2-4-0								
1-7-0		0-0-0		0-0-		AWAY		0-0-0		0-3-0		1-4-0								
2-13-0		0-0-0		0-0-0		NEUTRAL		0-0-0		0-3-0		2-10-0								
3-11-0		0-0-0		0-0-0		CONFERENCE		0-0-0		0-0-0		3-11-0								
2-4-0		0-0-0		0-0-0		HOME		0-0-0		0-0-0		2-4-0								
1-7-0		0-0-0		0-0-0		AWAY		0-0-0		0-0-0		1-7-0								
0-0-0		0-0-0		0-0-0		NEUTRAL		0-0-0		0-0-0		0-0-0								
RPI	S	Opponent	Score	RPI	S	Opponent	Score	RPI	S	Opponent	Score	RPI	S	Opponent	Score					
								83	H	Saint Joseph's	7	11		101	A	Delaware	0	2		
								96	H	Monmouth	3	11		126	A	Lehigh	3	6		
														127	N	Utah Valley	4	5		
														128	H	Albany (NY)	3	14		
														128	N	Albany (NY)	1	7		
														136	A	East Carolina	0	8		
														143	N	Rutgers	0	10		
														159	N	Towson	0	4		
														188	N	Ohio	0	8		
														196	H	Army	2	4		
														196	H	Army	3	11		
														196	N	Army	4	3		
														204	N	Cornell	1	9		
														204	N	Cornell	5	6		
														209	A	Drexel	0	8		
														209	A	Drexel	0	8		
														215	A	Marist	5	8		
														215	A	Marist	3	4		
														221	N	Green Bay	5	6		
														221	N	Green Bay	1	16		
														225	A	George Mason	4	13		
														225	A	George Mason	4	7		
LAST 10 GAMES																				
						261	H	Niagara	1	5	264	A	Siena	0	16	231	H	Hartford	12	4
						261	H	Niagara	1	9	264	A	Siena	6	7	231	H	Hartford	0	10
						280	A	Lafayette	5	4	101	A	Delaware	0	2	243	H	Columbia	4	3
						215	A	Marist	5	8	254	H	Iona	10	6	243	H	Columbia	6	7
						215	A	Marist	3	4	254	H	Iona	5	10	243	N	Columbia	3	11

Non-Div. I Games:

Rider

RPI	S	Opponent	Score	
243	N	Columbia	0	6
250	N	Cleveland St.	3	2
252	A	Manhattan	1	5
252	A	Manhattan	1	13
253	H	Canisius	7	9
253	H	Canisius	5	0
254	H	Iona	5	10
254	H	Iona	10	6
256	N	North Dakota	1	10
261	H	Niagara	1	9
261	H	Niagara	1	5
264	A	Siena	0	16
264	A	Siena	6	7
272	N	Wagner	1	5
280	A	Lafayette	5	4
286	A	Saint Peter's	1	4
286	A	Saint Peter's	11	2

Rider

Average RPI Win: 251		WON-LOST	WINNING	LAST 10	STRENGTH OF		OPP. STRENGTH	TEAM	ADJ		CONF.	ADJ CONF.
Average RPI Loss: 192		RECORD	PCT. RANK	GAMES	SCHEDULE		OF SCHEDULE	RPI	RPI		RPI	RPI
DIV. I ONLY		7-30-0	.18919	278	262		276	278	.35267		278	31
DIV. I NON-CONF.		1-21-0	.04545	285	217		236	281	.34557		279	31
TOTALS		RPI 1-25	RPI 26-50		W-L RECORDS		RPI 51-100		RPI 101-150		RPI 150+	
7-30-0		0-0-0	0-2-0		OVERALL		0-3-0		0-4-0		7-21-0	
5-14-0		0-0-0	0-0-0		HOME		0-0-0		0-2-0		5-12-0	
2-8-0		0-0-0	0-1-0		AWAY		0-2-0		0-1-0		2-4-0	
0-8-0		0-0-0	0-1-0		NEUTRAL		0-1-0		0-1-0		0-5-0	
1-21-0		0-0-0	0-2-0		NON-CONFERENCE		0-3-0		0-4-0		1-12-0	
1-9-0		0-0-0	0-0-0		HOME		0-0-0		0-2-0		1-7-0	
0-4-0		0-0-0	0-0-		AWAY		0-2-0		0-1-0		0-0-0	
0-8-0		0-0-0	0-1-0		NEUTRAL		0-1-0		0-1-0		0-5-0	
6-9-0		0-0-0	0-0-0		CONFERENCE		0-0-0		0-0-0		6-9-0	
4-5-0		0-0-0	0-0-0		HOME		0-0-0		0-0-0		4-5-0	
2-4-0		0-0-0	0-0-0		AWAY		0-0-0		0-0-0		2-4-0	
0-0-0		0-0-0	0-0-0		NEUTRAL		0-0-0		0-0-0		0-0-0	
RPI S	Opponent	Score	RPI S	Opponent	Score	RPI S	Opponent	Score	RPI S	Opponent	Score	
			35 N	Georgia	0 15	55 N	Kansas	0 17	109 N	Kent St.	5 9	
			42 A	North Carolina St.	0 20	87 A	Appalachian St.	0 1	113 H	UNC Greensboro	1 10	
						87 A	Appalachian St.	3 5	113 H	UNC Greensboro	8 11	
									137 A	Winthrop	2 10	
									166 N	Western Ill.	5 16	
									168 N	Stony Brook	7 8	
									195 H	Presbyterian	2 12	
									195 H	Presbyterian	6 0	
									213 N	Harvard	1 5	
									227 H	Gardner-Webb	1 11	
									227 H	Gardner-Webb	1 4	
									233 A	Bethune-Cookman	1 5	
									233 A	Bethune-Cookman	6 1	
									233 A	Bethune-Cookman	1 2	
									234 H	UNC Wilmington	0 12	
									234 H	UNC Wilmington	3 14	
									239 H	Florida A&M	0 5	
									239 H	Florida A&M	6 9	
									239 H	Florida A&M	9 4	
									240 H	Norfolk St.	8 16	
									240 H	Norfolk St.	2 16	
									248 H	Saint Francis (PA)	0 3	
									253 H	Canisius	0 12	
									257 H	Savannah St.	13 5	
									257 H	Savannah St.	9 3	
									257 H	Savannah St.	4 6	
									280 N	Lafayette	1 3	
LAST 10 GAMES			87 A	Appalachian St.	0 1	227 H	Gardner-Webb	1 4	253 H	Canisius	0 12	
			87 A	Appalachian St.	3 5	227 H	Gardner-Webb	1 11	257 H	Savannah St.	13 5	
			233 A	Bethune-Cookman	6 1	257 H	Savannah St.	13 5	257 H	Savannah St.	9 3	
			233 A	Bethune-Cookman	1 5	257 H	Savannah St.	9 3	257 H	Savannah St.	4 6	
			233 A	Bethune-Cookman	1 2	257 H	Savannah St.	4 6	280 N	Lafayette	1 3	

Non-Div. I Games:

N.C. A&T

RPI	S	Opponent	Score	
280	N	Lafayette	1	3
287	H	UMES	11	10
291	A	South Carolina St.	4	6
291	A	South Carolina St.	9	0
291	A	South Carolina St.	0	5

Average RPI Win: 287		WON-LOST RECORD	WINNING PCT. RANK	LAST 10 GAMES	STRENGTH OF SCHEDULE	OPP. STRENGTH OF SCHEDULE	TEAM RPI	ADJ RPI		CONF. RPI	ADJ CONF. RPI
Average RPI Loss: 221											
DIV. I ONLY		9-23-0	.28125 257	2-6-0	285	289	281	.33615	279	31	31
DIV. I NON-CONF.		3-14-0	.17647 269	0-0-0	284	284	287	.32565	283	31	31
TOTALS		RPI 1-25	RPI 26-50		W-L RECORDS		RPI 51-100		RPI 101-150		RPI 150+
9-23-0		0-0-0	0-0-0		OVERALL		0-0-0		0-2-0		9-21-0
1-18-0		0-0-0	0-0-0		HOME		0-0-0		0-0-0		1-18-0
8-5-0		0-0-0	0-0-0		AWAY		0-0-0		0-2-0		8-3-0
0-0-0		0-0-0	0-0-0		NEUTRAL		0-0-0		0-0-0		0-0-0
3-14-0		0-0-0	0-0-0		NON-CONFERENCE		0-0-0		0-2-0		3-12-0
1-12-0		0-0-0	0-0-0		HOME		0-0-0		0-0-0		1-12-0
2-2-0		0-0-0	0-0-		AWAY		0-0-0		0-2-0		2-0-0
0-0-0		0-0-0	0-0-0		NEUTRAL		0-0-0		0-0-0		0-0-0
6-9-0		0-0-0	0-0-0		CONFERENCE		0-0-0		0-0-0		6-9-0
0-6-0		0-0-0	0-0-0		HOME		0-0-0		0-0-0		0-6-0
6-3-0		0-0-0	0-0-0		AWAY		0-0-0		0-0-0		6-3-0
0-0-0		0-0-0	0-0-0		NEUTRAL		0-0-0		0-0-0		0-0-0
RPI S	Opponent	Score	RPI S	Opponent	Score	RPI S	Opponent	Score	RPI S	Opponent	Score
									102 A	Maryland	3 7
									102 A	Maryland	0 9
									160 H	Seton Hall	4 8
									165 H	Princeton	2 7
									165 H	Princeton	3 6
									165 H	Princeton	3 21
									215 H	Marist	2 8
									217 A	Hampton	1 9
									217 A	Hampton	2 3
									217 A	Hampton	2 3
									235 H	Sacred Heart	5 9
									235 H	Sacred Heart	1 5
									240 H	Norfolk St.	3 15
									240 H	Norfolk St.	2 10
									240 H	Norfolk St.	2 10
									258 H	La Salle	0 9
									264 H	Siena	4 19
									264 H	Siena	4 10
									265 H	Rhode Island	4 5
									274 H	Delaware St.	2 7
									274 H	Delaware St.	2 11
									274 H	Delaware St.	1 21
									282 A	UMBC	13 8
									282 A	UMBC	11 0
									286 H	Saint Peter's	13 5
									286 H	Saint Peter's	7 8
									287 A	UMES	5 2
Non-Div. I Games:		Virginia St.	3 2	Virginia St.	3 0	Virginia St.		8 5	Virginia St.		12 0
									Coppin St.		

RPI	S	Opponent	Score	
287	A	UMES	7	2
287	A	UMES	5	1
290	A	Howard	3	2
290	A	Howard	7	6
290	A	Howard	10	6

Coppin St.

C
o
p
p
i
n
s
t
.

C
o
p
p
i
n
s
t
.

Average RPI Win:	248	WON-LOST	WINNING	LAST 10	STRENGTH OF	OPP. STRENGTH	TEAM	ADJ	CONF.	ADJ CONF.		
Average RPI Loss:	204	RECORD	PCT. RANK	GAMES	SCHEDULE	OF SCHEDULE	RPI	RPI	RPI	RPI		
DIV. I ONLY	11-41-0	.21154	272	1-9-0	273	271	279	.33238	280	28	28	
DIV. I NON-CONF.	7-25-0	.21875	260	0-3-0	286	276	284	.32226	284	28	28	
TOTALS	RPI 1-25	RPI 26-50	W-L RECORDS	RPI 51-100	RPI 101-150	RPI 150+						
11-41-0	0-0-0	0-1-0	OVERALL	0-1-0	1-7-0	10-32-0						
2-13-0	0-0-0	0-0-0	HOME	0-0-0	0-0-0	2-13-0						
6-21-0	0-0-0	0-1-0	AWAY	0-0-0	1-7-0	5-13-0						
3-7-0	0-0-0	0-0-0	NEUTRAL	0-1-0	0-0-0	3-6-0						
7-25-0	0-0-0	0-1-0	NON-CONFERENCE	0-1-0	0-4-0	7-19-0						
1-6-0	0-0-0	0-0-0	HOME	0-0-0	0-0-0	1-6-0						
3-12-0	0-0-0	0-0-	AWAY	0-0-0	0-4-0	3-7-0						
3-7-0	0-0-0	0-0-0	NEUTRAL	0-1-0	0-0-0	3-6-0						
4-16-0	0-0-0	0-0-0	CONFERENCE	0-0-0	1-3-0	3-13-0						
1-7-0	0-0-0	0-0-0	HOME	0-0-0	0-0-0	1-7-0						
3-9-0	0-0-0	0-0-0	AWAY	0-0-0	1-3-0	2-6-0						
0-0-0	0-0-0	0-0-0	NEUTRAL	0-0-0	0-0-0	0-0-0						
RPI S	Opponent	Score	RPI S	Opponent	Score	RPI S	Opponent	Score	RPI S	Opponent	Score	
			42 A	North Carolina St.	0 10	55 N	Kansas	0 20	101 A	Delaware	3 4	
									101 A	Delaware	2 3	
									110 A	Penn	0 8	
									110 A	Penn	2 11	
									126 A	Lehigh	2 1	
									126 A	Lehigh	1 9	
									126 A	Lehigh	0 5	
									126 A	Lehigh	1 6	
									157 H	Villanova	0 2	
									157 H	Villanova	3 4	
									159 A	Towson	1 2	
									165 N	Princeton	0 7	
									168 N	Stony Brook	1 12	
									181 A	Temple	0 9	
									181 A	Temple	10 8	
									196 H	Army	3 8	
									196 H	Army	1 3	
									196 H	Army	0 1	
									196 H	Army	5 7	
									215 A	Marist	2 5	
									215 A	Marist	0 8	
									245 A	Bucknell	0 2	
									245 A	Bucknell	0 4	
									245 A	Bucknell	3 8	
									245 A	Bucknell	0 4	
									247 A	Mt. St. Mary's	5 0	
									247 A	Mt. St. Mary's	3 11	
LAST 10 GAMES				LAST 10 GAMES								
	196 H	Army	5	7	157 H	Villanova	3	4	245 A	Bucknell	0	4
	196 H	Army	3	8	277 H	Rider	4	5	245 A	Bucknell	3	8
	196 H	Army	1	3	255 A	Colgate	3	0	245 A	Bucknell	0	4
	196 H	Army	0	1	255 A	Colgate	4	5	247 A	Mt. St. Mary's	5	0
	157 H	Villanova	0	2	255 A	Colgate	2	7	247 A	Mt. St. Mary's	3	11

Non-Div. I Games:

Lafayette

RPI	S	Opponent	Score	
255	A	Colgate	2	7
255	A	Colgate	5	4
255	A	Colgate	4	5
255	A	Colgate	3	0
259	H	Holy Cross	6	7
259	H	Holy Cross	1	10
259	H	Holy Cross	5	2
259	H	Holy Cross	4	6
268	N	Brown	1	5
268	N	Brown	1	3
268	N	Brown	4	10
272	A	Wagner	0	5
272	A	Wagner	0	2
274	A	Delaware St.	2	1
274	H	Delaware St.	2	5
274	H	Delaware St.	4	5
277	H	Rider	4	5
278	N	N.C. A&T	3	1
278	N	N.C. A&T	3	1
286	H	Saint Peter's	1	3
286	H	Saint Peter's	5	0
289	N	Morgan St.	2	4
289	N	Morgan St.	4	3

Lafayette

L
a
f
a
y
e
t
t
e

L
a
f
a
y
e
t
t
e

Average RPI Win: 264		WON-LOST	WINNING	LAST 10	STRENGTH OF		OPP. STRENGTH	TEAM	ADJ		CONF.	ADJ CONF.
Average RPI Loss: 196		RECORD	PCT. RANK	GAMES	SCHEDULE		OF SCHEDULE	RPI	RPI		RPI	RPI
DIV. I ONLY		4-42-0	.08696	289	247		282	283	.33062		31	31
DIV. I NON-CONF.		0-27-0	0	286	188		234	283	.34173		31	31
TOTALS		RPI 1-25	RPI 26-50		W-L RECORDS		RPI 51-100		RPI 101-150		RPI 150+	
4-42-0		0-0-0	0-3-0		OVERALL		0-3-0		0-6-0		4-30-0	
1-15-0		0-0-0	0-0-0		HOME		0-2-0		0-2-0		1-11-0	
3-20-0		0-0-0	0-3-0		AWAY		0-0-0		0-4-0		3-13-0	
0-7-0		0-0-0	0-0-0		NEUTRAL		0-1-0		0-0-0		0-6-0	
0-27-0		0-0-0	0-3-0		NON-CONFERENCE		0-3-0		0-6-0		0-15-0	
0-9-0		0-0-0	0-0-0		HOME		0-2-0		0-2-0		0-5-0	
0-11-0		0-0-0	0-0-		AWAY		0-0-0		0-4-0		0-4-0	
0-7-0		0-0-0	0-0-0		NEUTRAL		0-1-0		0-0-0		0-6-0	
4-15-0		0-0-0	0-0-0		CONFERENCE		0-0-0		0-0-0		4-15-0	
1-6-0		0-0-0	0-0-0		HOME		0-0-0		0-0-0		1-6-0	
3-9-0		0-0-0	0-0-0		AWAY		0-0-0		0-0-0		3-9-0	
0-0-0		0-0-0	0-0-0		NEUTRAL		0-0-0		0-0-0		0-0-0	
RPI S	Opponent	Score	RPI S	Opponent	Score	RPI S	Opponent	Score	RPI S	Opponent	Score	
			38 A	North Carolina	2 10	88 H	Longwood	2 5	106 H	Col. of Charleston	2 8	
			38 A	North Carolina	0 9	88 H	Longwood	0 5	106 H	Col. of Charleston	0 8	
			46 A	USC Upstate	0 14	93 N	Eastern Ky.	0 9	113 A	UNC Greensboro	0 10	
									113 A	UNC Greensboro	3 11	
									116 A	Campbell	1 7	
									116 A	Campbell	2 14	
									172 N	UMKC	0 8	
									188 N	Ohio	0 11	
									195 H	Presbyterian	1 9	
									208 A	Elon	3 6	
									208 H	Elon	1 9	
									212 N	Western Caro.	2 13	
									216 N	Northern Ky.	1 8	
									220 H	Liberty	1 4	
									220 H	Liberty	4 8	
									220 H	Liberty	3 16	
									233 H	Bethune-Cookman	4 11	
									233 H	Bethune-Cookman	1 9	
									234 A	UNC Wilmington	0 9	
									234 A	UNC Wilmington	1 5	
									239 A	Florida A&M	1 8	
									239 A	Florida A&M	6 4	
									239 A	Florida A&M	2 8	
									240 A	Norfolk St.	6 4	
									240 A	Norfolk St.	4 8	
									240 H	Norfolk St.	4 9	
									240 H	Norfolk St.	0 8	
									240 H	Norfolk St.	4 9	
									240 H	Norfolk St.	0 8	
LAST 10 GAMES			234 A	UNC Wilmington	0 9	239 A	Florida A&M	2 8	239 A	Florida A&M	2 8	
			234 A	UNC Wilmington	1 5	113 A	UNC Greensboro	0 10	240 A	Norfolk St.	6 4	
			208 H	Elon	1 9	113 A	UNC Greensboro	3 11	240 A	Norfolk St.	4 8	
			239 A	Florida A&M	6 4	240 H	Norfolk St.	0 8	240 H	Norfolk St.	4 9	
			239 A	Florida A&M	1 8	240 H	Norfolk St.	4 9	240 H	Norfolk St.	0 8	

Non-Div. I Games:

N.C. Central

N.C. Central

Average RPI Win:	274	WON-LOST	WINNING	LAST 10	STRENGTH OF	OPP. STRENGTH	TEAM	ADJ	CONF.	ADJ CONF.		
Average RPI Loss:	205	RECORD	PCT. RANK	GAMES	SCHEDULE	OF SCHEDULE	RPI	RPI	RPI	RPI		
DIV. I ONLY		9-39-0	.1875	279	1-9-0	277	280	282	.32197	282	25	27
DIV. I NON-CONF.		8-22-0	.26667	248	1-2-0	288	288	286	.32061	285	27	27
<hr/>												
TOTALS	RPI 1-25	RPI 26-50		W-L RECORDS		RPI 51-100		RPI 101-150		RPI 150+		
9-39-0	0-0-0	0-0-0		OVERALL		0-0-0		0-6-0		9-33-0		
6-20-0	0-0-0	0-0-0		HOME		0-0-0		0-0-0		6-20-0		
2-15-0	0-0-0	0-0-0		AWAY		0-0-0		0-5-0		2-10-0		
1-4-0	0-0-0	0-0-0		NEUTRAL		0-0-0		0-1-0		1-3-0		
8-22-0	0-0-0	0-0-0		NON-CONFERENCE		0-0-0		0-3-0		8-19-0		
5-12-0	0-0-0	0-0-0		HOME		0-0-0		0-0-0		5-12-0		
2-6-0	0-0-0	0-0-		AWAY		0-0-0		0-2-0		2-4-0		
1-4-0	0-0-0	0-0-0		NEUTRAL		0-0-0		0-1-0		1-3-0		
1-17-0	0-0-0	0-0-0		CONFERENCE		0-0-0		0-3-0		1-14-0		
1-8-0	0-0-0	0-0-0		HOME		0-0-0		0-0-0		1-8-0		
0-9-0	0-0-0	0-0-0		AWAY		0-0-0		0-3-0		0-6-0		
0-0-0	0-0-0	0-0-0		NEUTRAL		0-0-0		0-0-0		0-0-0		
RPI	S	Opponent	Score	RPI	S	Opponent	Score	RPI	S	Opponent	Score	
								128	A	Albany (NY)	0 8	
								128	A	Albany (NY)	0 8	
								128	A	Albany (NY)	1 6	
								131	A	Southeastern La.	5 13	
								138	N	South Dakota	4 9	
								150	A	Georgetown	3 8	
								155	H	Binghamton	0 5	
								155	H	Binghamton	1 14	
								155	H	Binghamton	2 3	
								159	H	Towson	0 10	
								165	H	Princeton	3 11	
								165	H	Princeton	2 12	
								168	A	Stony Brook	0 8	
								168	A	Stony Brook	1 8	
								168	A	Stony Brook	0 8	
								184	A	Boston U.	0 8	
								184	A	Boston U.	1 2	
								184	A	Boston U.	1 3	
								207	N	Morehead St.	1 7	
								207	N	Morehead St.	7 4	
								215	H	Marist	6 7	
								217	H	Hampton	0 14	
								225	H	George Mason	3 5	
								231	H	Hartford	0 6	
								231	H	Hartford	0 2	
								231	H	Hartford	1 2	
								234	A	UNC Wilmington	1 3	
Non-Div. I Games:												

UMBC

RPI	S	Opponent	Score	
234	A	UNC Wilmington	4	14
242	N	Texas Southern	5	14
247	H	Mt. St. Mary's	0	19
248	H	Saint Francis (PA)	1	8
249	N	South Dakota St.	2	13
258	A	La Salle	2	3
258	A	La Salle	13	10
258	H	La Salle	4	5
265	H	Rhode Island	1	8
270	H	Maine	6	7
270	H	Maine	7	11
270	H	Maine	4	2
279	H	Coppin St.	0	11
279	H	Coppin St.	8	13
286	A	Saint Peter's	7	5
286	A	Saint Peter's	5	6
286	H	Saint Peter's	11	0
289	H	Morgan St.	7	0
289	H	Morgan St.	9	1
289	H	Morgan St.	18	2
290	H	Howard	3	2

UMBC

Average RPI Win: 280		WON-LOST RECORD		WINNING PCT. RANK		LAST 10 GAMES		STRENGTH OF SCHEDULE		OPP. STRENGTH OF SCHEDULE		TEAM RPI		ADJ RPI		CONF. RPI		ADJ CONF. RPI	
DIV. I ONLY		2-38-0		.05 290		0-9-0		236		265		284		.31888 283		30		30	
DIV. I NON-CONF.		0-24-0		0 286		0-0-0		125		196		277		.35142 277		30		30	
TOTALS		RPI 1-25		RPI 26-50		W-L RECORDS		RPI 51-100		RPI 101-150		RPI 150+							
2-38-0		0-1-0		0-0-0		OVERALL		0-6-0		0-4-0		2-27-0							
0-13-0		0-1-0		0-0-0		HOME		0-1-0		0-1-0		0-10-0							
0-11-0		0-0-0		0-0-0		AWAY		0-3-0		0-1-0		0-5-0							
2-14-0		0-0-0		0-0-0		NEUTRAL		0-2-0		0-2-0		2-10-0							
0-24-0		0-1-0		0-0-0		NON-CONFERENCE		0-6-0		0-4-0		0-13-0							
0-7-0		0-1-0		0-0-0		HOME		0-1-0		0-1-0		0-4-0							
0-6-0		0-0-0		0-0-		AWAY		0-3-0		0-1-0		0-2-0							
0-11-0		0-0-0		0-0-0		NEUTRAL		0-2-0		0-2-0		0-7-0							
2-14-0		0-0-0		0-0-0		CONFERENCE		0-0-0		0-0-0		2-14-0							
0-6-0		0-0-0		0-0-0		HOME		0-0-0		0-0-0		0-6-0							
0-5-0		0-0-0		0-0-0		AWAY		0-0-0		0-0-0		0-5-0							
2-3-0		0-0-0		0-0-0		NEUTRAL		0-0-0		0-0-0		2-3-0							
RPI	S	Opponent		Score		RPI	S	Opponent		Score		RPI	S	Opponent		Score			
21	H	La.-Lafayette		1 9															

Southern U.

Southern U.

Southern U.

Average RPI Win: 279		WON-LOST	WINNING	LAST 10	STRENGTH OF		OPP. STRENGTH	TEAM	ADJ		CONF.	ADJ CONF.			
Average RPI Loss: 233		RECORD	PCT. RANK	GAMES	SCHEDULE		OF SCHEDULE	RPI	RPI		RPI	RPI			
DIV. I ONLY		9-24-0	.27273	260	0-9-0		288	287	287	.31514	284	30	30		
DIV. I NON-CONF.		5-11-0	.3125	233	0-0-0		289	291	282	.33834	281	30	30		
TOTALS		RPI 1-25	RPI 26-50		W-L RECORDS		RPI 51-100		RPI 101-150		RPI 150+				
9-24-0		0-0-0	0-0-0		OVERALL		0-0-0		0-0-0		9-24-0				
1-9-0		0-0-0	0-0-0		HOME		0-0-0		0-0-0		1-9-0				
2-12-0		0-0-0	0-0-0		AWAY		0-0-0		0-0-0		2-10-0				
6-3-0		0-0-0	0-0-0		NEUTRAL		0-0-0		0-0-0		6-3-0				
5-11-0		0-0-0	0-0-0		NON-CONFERENCE		0-0-0		0-0-0		5-11-0				
0-4-0		0-0-0	0-0-0		HOME		0-0-0		0-0-0		0-4-0				
2-6-0		0-0-0	0-0-		AWAY		0-0-0		0-0-0		2-6-0				
3-1-0		0-0-0	0-0-0		NEUTRAL		0-0-0		0-0-0		3-1-0				
4-13-0		0-0-0	0-0-0		CONFERENCE		0-0-0		0-0-0		4-13-0				
1-5-0		0-0-0	0-0-0		HOME		0-0-0		0-0-0		1-5-0				
0-6-0		0-0-0	0-0-0		AWAY		0-0-0		0-0-0		0-6-0				
3-2-0		0-0-0	0-0-0		NEUTRAL		0-0-0		0-0-0		3-2-0				
RPI	S	Opponent	Score	RPI	S	Opponent	Score	RPI	S	Opponent	Score	RPI	S	Opponent	Score
										162	A	Jacksonville St.	0	12	
										162	A	Jacksonville St.	1	9	
										162	H	Jacksonville St.	1	7	
										162	H	Jacksonville St.	1	9	
										193	A	Austin Peay	0	6	
										193	A	Austin Peay	2	6	
										219	H	Belmont	4	10	
										219	H	Belmont	1	6	
										224	H	Jackson St.	4	5	
										224	H	Jackson St.	7	9	
										224	H	Jackson St.	6	5	
										242	N	Texas Southern	2	10	
										251	A	Mississippi Val.	2	10	
										251	A	Mississippi Val.	0	7	
										251	A	Mississippi Val.	0	8	
										257	A	Savannah St.	7	9	
										257	A	Savannah St.	0	7	
										257	N	Savannah St.	3	4	
										262	A	Alabama St.	0	1	
										262	A	Alabama St.	5	6	
										262	A	Alabama St.	6	8	
										266	N	Ark.-Pine Bluff	10	4	
										275	H	Alcorn	4	5	
										275	H	Alcorn	2	5	
										275	H	Alcorn	2	9	
										283	N	Southern U.	1	3	
										285	N	Grambling	14	3	
Non-Div. I Games:		Tuskegee	10	2	Albany St. (GA)	1	9	Ala.-Huntsville	0	11	Tuskegee	7	1		
		Albany St. (GA)	2	15								Alabama A&M			

RPI	S	Opponent	Score	
287	N	UMES	12	2
288	N	Prairie View	14	0
290	N	Howard	8	7
291	A	South Carolina St.	6	2
291	A	South Carolina St.	2	0
291	N	South Carolina St.	13	12

A
l
a
b
a
m
a
A
&
M

A
l
a
b
a
m
a
A
&
M

Alabama A&M

Average RPI Win: 285		WON-LOST RECORD	WINNING PCT. RANK	LAST 10 GAMES	STRENGTH OF SCHEDULE	OPP. STRENGTH OF SCHEDULE	TEAM RPI	ADJ RPI	CONF. RPI	ADJ CONF. RPI		
Average RPI Loss: 215												
DIV. I ONLY		7-29-0	.19444	276	4-5-0	279	283	286	.3141	285	30	30
DIV. I NON-CONF.		3-16-0	.15789	273	0-0-0	262	273	279	.33299	282	30	30
<hr/>												
TOTALS		RPI 1-25		RPI 26-50		W-L RECORDS		RPI 51-100		RPI 101-150		RPI 150+
7-29-0		0-0-0		0-0-0		OVERALL		0-3-0		0-3-0		7-23-0
1-7-0		0-0-0		0-0-0		HOME		0-0-0		0-0-0		1-7-0
3-6-0		0-0-0		0-0-0		AWAY		0-1-0		0-0-0		3-5-0
3-16-0		0-0-0		0-0-0		NEUTRAL		0-2-0		0-3-0		3-11-0
3-16-0		0-0-0		0-0-0		NON-CONFERENCE		0-3-0		0-3-0		3-10-0
0-2-0		0-0-0		0-0-0		HOME		0-0-0		0-0-0		0-2-0
0-2-0		0-0-0		0-0-		AWAY		0-1-0		0-0-0		0-1-0
3-12-0		0-0-0		0-0-0		NEUTRAL		0-2-0		0-3-0		3-7-0
4-13-0		0-0-0		0-0-0		CONFERENCE		0-0-0		0-0-0		4-13-0
1-5-0		0-0-0		0-0-0		HOME		0-0-0		0-0-0		1-5-0
3-4-0		0-0-0		0-0-0		AWAY		0-0-0		0-0-0		3-4-0
0-4-0		0-0-0		0-0-0		NEUTRAL		0-0-0		0-0-0		0-4-0
RPI	S	Opponent	Score	RPI	S	Opponent	Score	RPI	S	Opponent	Score	
						63 N Ball St.	3 20			124 N UC Santa Barbara	0 6	
						67 A Central Ark.	0 8			138 N South Dakota	0 7	
						69 N Creighton	0 10			148 N UNI	4 13	
										163 A La.-Monroe	0 8	
										171 H Nicholls St.	3 14	
										187 N Wichita St.	0 8	
										217 N Hampton	4 8	
										224 N Jackson St.	0 13	
										232 N Southeast Mo. St.	3 6	
										235 H Sacred Heart	0 2	
										242 A Texas Southern	3 17	
										242 A Texas Southern	6 14	
										242 A Texas Southern	1 8	
										248 N Saint Francis (PA)	0 5	
										251 N Mississippi Val.	2 22	
										257 N Savannah St.	3 11	
										258 N La Salle	0 8	
										259 N Holy Cross	8 15	
										262 N Alabama St.	9 11	
										266 H Ark.-Pine Bluff	3 9	
										266 H Ark.-Pine Bluff	1 9	
										266 H Ark.-Pine Bluff	2 7	
										275 A Alcorn	0 2	
										276 N Detroit	6 3	
										283 A Southern U.	12 7	
										283 A Southern U.	8 2	
										283 A Southern U.	8 3	
<hr/>												
Non-Div. I Games:		LSU-Alexandria	4 5	Texas Col.	16 0	Texas Col.	8 0	LSU-Alexandria	0 8			
		Texas Col.	10 2	Texas Col.	5 10	LSU-Alexandria	2 6	Grambling				

Grambling

Average RPI Win:	249	WON-LOST RECORD	WINNING PCT. RANK	LAST 10 GAMES	STRENGTH OF SCHEDULE	OPP. STRENGTH OF SCHEDULE	TEAM RPI	ADJ RPI	CONF. RPI	ADJ CONF. RPI	
DIV. I ONLY		8-43-0	.15686 283	1-9-0	274	286	285	.30737 286	29	29	
DIV. I NON-CONF.		7-30-0	.18919 266	1-1-0	276	290	285	.31661 287	29	29	
<hr/>											
TOTALS	RPI 1-25	RPI 26-50		W-L RECORDS		RPI 51-100		RPI 101-150		RPI 150+	
8-43-0	0-0-0	0-0-0		OVERALL		0-2-0		1-4-0		7-37-0	
3-11-0	0-0-0	0-0-0		HOME		0-0-0		1-1-0		2-10-0	
4-19-0	0-0-0	0-0-0		AWAY		0-0-0		0-0-0		4-17-0	
1-13-0	0-0-0	0-0-0		NEUTRAL		0-2-0		0-3-0		1-8-0	
7-30-0	0-0-0	0-0-0		NON-CONFERENCE		0-2-0		1-4-0		6-24-0	
2-6-0	0-0-0	0-0-0		HOME		0-0-0		1-1-0		1-5-0	
4-11-0	0-0-0	0-0-		AWAY		0-0-0		0-0-0		4-11-0	
1-13-0	0-0-0	0-0-0		NEUTRAL		0-2-0		0-3-0		1-8-0	
1-13-0	0-0-0	0-0-0		CONFERENCE		0-0-0		0-0-0		1-13-0	
1-5-0	0-0-0	0-0-0		HOME		0-0-0		0-0-0		1-5-0	
0-8-0	0-0-0	0-0-0		AWAY		0-0-0		0-0-0		0-8-0	
0-0-0	0-0-0	0-0-0		NEUTRAL		0-0-0		0-0-0		0-0-0	
RPI S	Opponent	Score	RPI S	Opponent	Score	RPI S	Opponent	Score	RPI S	Opponent	Score
						61 N	Eastern Ill.	0 5	101 H	Delaware	6 3
						100 N	Robert Morris	0 3	101 H	Delaware	4 7
									126 N	Lehigh	2 13
									127 N	Utah Valley	3 12
									128 N	Albany (NY)	0 7
									176 A	Fairfield	1 9
									176 A	Fairfield	0 3
									181 N	Temple	2 12
									189 H	Fairleigh Dickinson	7 9
									189 H	Fairleigh Dickinson	2 10
									196 H	Army	0 10
									196 H	Army	1 8
									205 N	Butler	0 3
									208 A	Elon	3 13
									208 A	Elon	0 10
									215 H	Marist	0 17
									215 H	Marist	3 11
									217 N	Hampton	0 10
									243 A	Columbia	5 6
									243 A	Columbia	3 0
									243 N	Columbia	0 6
									246 N	Youngstown St.	6 5
									248 N	Saint Francis (PA)	5 13
									248 N	Saint Francis (PA)	1 10
									252 A	Manhattan	2 7
									252 A	Manhattan	1 4
									253 A	Canisius	1 6
									253 A	Canisius	2 5
									253 A	Canisius	1 6

Non-Div. I Games:

Saint Peter's

RPI	S	Opponent	Score	
253	A	Canisius	2	5
256	N	North Dakota	0	12
261	A	Niagara	2	10
261	A	Niagara	0	5
264	H	Siena	5	9
264	H	Siena	3	7
272	A	Wagner	0	5
272	A	Wagner	3	11
272	N	Wagner	4	7
277	H	Rider	2	11
277	H	Rider	4	1
279	A	Coppin St.	5	13
279	A	Coppin St.	8	7
280	A	Lafayette	3	1
280	A	Lafayette	0	5
282	A	UMBC	0	11
282	H	UMBC	6	5
282	H	UMBC	5	7
287	A	UMES	9	10
287	A	UMES	4	5
287	A	UMES	4	9
287	A	UMES	12	7

Saint Peter's

S
a
i
n
t
P
e
t
e
r
'
s

S
a
i
n
t
P
e
t
e
r
'
s

UMES

Average RPI Win: 276		WON-LOST RECORD	WINNING PCT. RANK		LAST 10 GAMES	STRENGTH OF SCHEDULE	OPP. STRENGTH OF SCHEDULE	TEAM RPI	ADJ RPI		CONF. RPI	ADJ CONF. RPI
Average RPI Loss: 247												
DIV. I ONLY		12-28-0	.3	248	1-7-0	290	291	288	.30668	287	31	31
DIV. I NON-CONF.		4-12-0	.25	252	0-2-0	290	289	288	.31812	286	31	31
TOTALS		RPI 1-25	RPI 26-50		W-L RECORDS	RPI 51-100		RPI 101-150		RPI 150+		
12-28-0	0-0-0	0-0-0		OVERALL		0-0-0		0-2-0		12-26-0		
5-10-0	0-0-0	0-0-0		HOME		0-0-0		0-0-0		5-10-0		
6-9-0	0-0-0	0-0-0		AWAY		0-0-0		0-0-0		6-9-0		
1-9-0	0-0-0	0-0-0		NEUTRAL		0-0-0		0-2-0		1-7-0		
4-12-0	0-0-0	0-0-0		NON-CONFERENCE		0-0-0		0-2-0		4-10-0		
3-1-0	0-0-0	0-0-0		HOME		0-0-0		0-0-0		3-1-0		
0-2-0	0-0-0	0-0-		AWAY		0-0-0		0-0-0		0-2-0		
1-9-0	0-0-0	0-0-0		NEUTRAL		0-0-0		0-2-0		1-7-0		
8-16-0	0-0-0	0-0-0		CONFERENCE		0-0-0		0-0-0		8-16-0		
2-9-0	0-0-0	0-0-0		HOME		0-0-0		0-0-0		2-9-0		
6-7-0	0-0-0	0-0-0		AWAY		0-0-0		0-0-0		6-7-0		
0-0-0	0-0-0	0-0-0		NEUTRAL		0-0-0		0-0-0		0-0-0		
RPI	S	Opponent	Score	RPI	S	Opponent	Score	RPI	S	Opponent	Score	
								101	N	Delaware	7	8
								118	N	Central Conn. St.	2	11
								217	H	Hampton	2	7
								217	H	Hampton	6	10
								217	H	Hampton	3	5
								225	A	George Mason	1	2
								225	A	George Mason	1	2
								228	N	Tennessee St.	1	11
								240	A	Norfolk St.	3	4
								240	A	Norfolk St.	5	8
								240	A	Norfolk St.	9	6
								248	N	Saint Francis (PA)	4	11
								251	N	Mississippi Val.	0	5
								251	N	Mississippi Val.	2	5
								253	N	Canisius	4	7
								253	N	Canisius	2	15
								257	A	Savannah St.	6	5
								257	A	Savannah St.	11	10
								257	A	Savannah St.	2	3
								257	A	Savannah St.	1	20
								264	N	Siena	11	4
								278	A	N.C. A&T	10	11
								279	H	Coppin St.	2	5
								279	H	Coppin St.	2	7
								279	H	Coppin St.	1	5
								281	H	N.C. Central	11	3
								281	H	N.C. Central	3	7
Non-Div. I Games:			Goldey-Beacom			Goldey-Beacom			UMES			
			1	5				6	1			

RPI	S	Opponent	Score	
284	N	Alabama A&M	2	12
286	H	Saint Peter's	7	12
286	H	Saint Peter's	10	9
286	H	Saint Peter's	9	4
286	H	Saint Peter's	5	4
289	H	Morgan St.	8	12
289	H	Morgan St.	13	10
289	H	Morgan St.	0	6
290	A	Howard	3	4
290	A	Howard	15	0
290	A	Howard	8	1
291	A	South Carolina St.	1	8
291	A	South Carolina St.	10	9

UMES

Average RPI Win: 275		WON-LOST RECORD		WINNING PCT. RANK		LAST 10 GAMES		STRENGTH OF SCHEDULE		OPP. STRENGTH OF SCHEDULE		TEAM RPI		ADJ RPI		CONF. RPI		ADJ CONF. RPI	
DIV. I ONLY		8-14-0		.36364 219		1-7-0		289		277		280		.305 288		30		30	
DIV. I NON-CONF.		1-5-0		.16667 270		0-2-0		281		142		280		.30801 288		30		30	
TOTALS		RPI 1-25		RPI 26-50		W-L RECORDS		RPI 51-100		RPI 101-150		RPI 150+							
8-14-0		0-0-0		0-0-0		OVERALL		0-0-0		0-2-0		8-12-0							
4-4-0		0-0-0		0-0-0		HOME		0-0-0		0-0-0		4-4-0							
2-7-0		0-0-0		0-0-0		AWAY		0-0-0		0-2-0		2-3-0							
2-3-0		0-0-0		0-0-0		NEUTRAL		0-0-0		0-0-0		2-3-0							
1-5-0		0-0-0		0-0-0		NON-CONFERENCE		0-0-0		0-2-0		1-3-0							
1-1-0		0-0-0		0-0-0		HOME		0-0-0		0-0-0		1-1-0							
0-4-0		0-0-0		0-0-		AWAY		0-0-0		0-2-0		0-2-0							
0-0-0		0-0-0		0-0-0		NEUTRAL		0-0-0		0-0-0		0-0-0							
7-9-0		0-0-0		0-0-0		CONFERENCE		0-0-0		0-0-0		7-9-0							
3-3-0		0-0-0		0-0-0		HOME		0-0-0		0-0-0		3-3-0							
2-3-0		0-0-0		0-0-0		AWAY		0-0-0		0-0-0		2-3-0							
2-3-0		0-0-0		0-0-0		NEUTRAL		0-0-0		0-0-0		2-3-0							
RPI	S	Opponent		Score	RPI	S	Opponent		Score	RPI	S	Opponent		Score					
										144	A	Lamar	0	2					
										144	A	Lamar	1	24					
										179	A	Houston Baptist	0	6					
										179	A	Houston Baptist	4	14					
										224	N	Jackson St.	1	9					
										242	A	Texas Southern	2	5					
										242	A	Texas Southern	3	5					
										245	H	Bucknell	7	1					
										245	H	Bucknell	0	8					
										251	N	Mississippi Val.	3	5					
										262	N	Alabama St.	8	6					
										266	H	Ark.-Pine Bluff	7	9					
										266	H	Ark.-Pine Bluff	2	4					
										266	H	Ark.-Pine Bluff	3	13					
										275	N	Alcorn	7	4					
										283	H	Southern U.	16	6					
										283	H	Southern U.	10	2					
										283	H	Southern U.	11	2					
										284	N	Alabama A&M	0	14					
										285	A	Grambling	2	4					
										285	A	Grambling	13	5					
										285	A	Grambling	4	3					
LAST 10 GAMES																			
										242	A	Texas Southern	3	5					
										242	A	Texas Southern	2	5					
										179	A	Houston Baptist	0	6					
										179	A	Houston Baptist	4	14					
										266	H	Ark.-Pine Bluff	7	9					
Non-Div. I Games:		Houston-Victoria		7	10	Huston-Tillotson		2	1	Our Lady Of The Lake		0	6	Houston-Victoria		2	10		
		Our Lady Of The Lake		8	0	Langston		3	0	Huston-Tillotson		8	1	Houston-Victoria		3	4		

Prairie View

Non-Div. I Games:

Texas Col. 22 1
Texas Col. 19 1

Our Lady Of The Lake 0 1
Texas Col. 10 0

Through Games Of April 28, 2013

Texas Col. 16 0
Langston 3 13

Our Lady Of The Lake 0 1
Houston-Victoria 0 9

Prairie View

P
r
a
i
r
i
e
V
i
e
w

P
r
a
i
r
i
e
V
i
e
w

Average RPI Win: 273		WON-LOST RECORD		WINNING PCT. RANK		LAST 10 GAMES		STRENGTH OF SCHEDULE		OPP. STRENGTH OF SCHEDULE		TEAM RPI		ADJ RPI		CONF. RPI		ADJ CONF. RPI	
DIV. I ONLY		7-28-0		.2 274		5-5-0		287		288		289		.28832 289		31		31	
DIV. I NON-CONF.		3-16-0		.15789 273		1-1-0		291		281		291		.27361 290		31		31	
TOTALS		RPI 1-25		RPI 26-50		W-L RECORDS		RPI 51-100		RPI 101-150		RPI 150+							
7-28-0		0-0-0		0-0-0		OVERALL		0-0-0		0-2-0		7-26-0							
2-10-0		0-0-0		0-0-0		HOME		0-0-0		0-0-0		2-10-0							
4-11-0		0-0-0		0-0-0		AWAY		0-0-0		0-0-0		4-10-0							
1-7-0		0-0-0		0-0-0		NEUTRAL		0-0-0		0-2-0		1-5-0							
3-16-0		0-0-0		0-0-0		NON-CONFERENCE		0-0-0		0-2-0		3-14-0							
0-4-0		0-0-0		0-0-0		HOME		0-0-0		0-0-0		0-4-0							
2-5-0		0-0-0		0-0-		AWAY		0-0-0		0-0-0		2-5-0							
1-7-0		0-0-0		0-0-0		NEUTRAL		0-0-0		0-2-0		1-5-0							
4-12-0		0-0-0		0-0-0		CONFERENCE		0-0-0		0-0-0		4-12-0							
2-6-0		0-0-0		0-0-0		HOME		0-0-0		0-0-0		2-6-0							
2-6-0		0-0-0		0-0-0		AWAY		0-0-0		0-0-0		2-6-0							
0-0-0		0-0-0		0-0-0		NEUTRAL		0-0-0		0-0-0		0-0-0							
RPI	S	Opponent		Score		RPI	S	Opponent		Score		RPI	S	Opponent		Score			
														147 N	Bradley	2	15		
														150 N	Georgetown	2	9		
														159 A	Towson	0	7		
														205 N	Butler	3	8		
														217 H	Hampton	0	11		
														217 H	Hampton	6	9		
														217 H	Hampton	2	13		
														226 N	IUPUI	2	4		
														228 A	Tennessee St.	3	0		
														235 H	Sacred Heart	0	9		
														240 H	Norfolk St.	2	4		
														240 H	Norfolk St.	2	7		
														240 H	Norfolk St.	7	17		
														247 A	Mt. St. Mary's	0	8		
														247 A	Mt. St. Mary's	13	8		
														248 H	Saint Francis (PA)	1	9		
														257 A	Savannah St.	2	10		
														257 A	Savannah St.	0	8		
														258 H	La Salle	0	15		
														258 N	La Salle	4	5		
														264 H	Siena	3	16		
						LAST 10 GAMES								268 N	Brown	2	3		
						287 A	UMES	12	8			247 A	Mt. St. Mary's	13	8	274 A	Delaware St.	5	8
						287 A	UMES	6	0			247 A	Mt. St. Mary's	0	8	274 A	Delaware St.	2	10
						287 A	UMES	10	13			240 H	Norfolk St.	2	4	274 A	Delaware St.	4	12
						290 H	Howard	8	0			240 H	Norfolk St.	2	7	280 N	Lafayette	3	4
						290 H	Howard	8	0			240 H	Norfolk St.	7	17	280 N	Lafayette	4	2
Non-Div. I Games:		S.C. Beaufort		2	10	Winston-Salem		3	5	Thomas (GA)		0	6	Winston-Salem		0	7	Morgan St.	

M
o
r
g
a
n
s
t
.

M
o
r
g
a
n
s
t
.

Morgan St.

Average RPI Win: 287		WON-LOST RECORD	WINNING PCT. RANK		LAST 10 GAMES		STRENGTH OF SCHEDULE		OPP. STRENGTH OF SCHEDULE		TEAM RPI	ADJ RPI		CONF. RPI	ADJ CONF. RPI		
Average RPI Loss: 232																	
DIV. I ONLY		1-27-0	.03571	291	0-10-0		284		290		291	.26765	290	31	31		
DIV. I NON-CONF.		0-10-0	0	286	0-0-0		267		249		289	.30202	289	31	31		
TOTALS		RPI 1-25		RPI 26-50		W-L RECORDS		RPI 51-100		RPI 101-150		RPI 150+					
1-27-0		0-1-0		0-1-0		OVERALL		0-0-0		0-2-0		1-23-0					
1-8-0		0-0-0		0-0-0		HOME		0-0-0		0-0-0		1-8-0					
0-13-0		0-0-0		0-1-0		AWAY		0-0-0		0-2-0		0-7-0					
0-6-0		0-1-0		0-0-0		NEUTRAL		0-0-0		0-0-0		0-5-0					
0-10-0		0-1-0		0-1-0		NON-CONFERENCE		0-0-0		0-2-0		0-6-0					
0-0-0		0-0-0		0-0-0		HOME		0-0-0		0-0-0		0-0-0					
0-4-0		0-0-0		0-0-		AWAY		0-0-0		0-2-0		0-1-0					
0-6-0		0-1-0		0-0-0		NEUTRAL		0-0-0		0-0-0		0-5-0					
1-17-0		0-0-0		0-0-0		CONFERENCE		0-0-0		0-0-0		1-17-0					
1-8-0		0-0-0		0-0-0		HOME		0-0-0		0-0-0		1-8-0					
0-9-0		0-0-0		0-0-0		AWAY		0-0-0		0-0-0		0-9-0					
0-0-0		0-0-0		0-0-0		NEUTRAL		0-0-0		0-0-0		0-0-0					
RPI	S	Opponent		Score		RPI	S	Opponent		Score		RPI	S	Opponent		Score	
11	N	Kentucky		0 14		46	A	USC Upstate		0 18		102	A	Maryland		0 20	
												102	A	Maryland		0 13	
												195	N	Presbyterian		1 12	
												217	H	Hampton		6 9	
												217	H	Hampton		1 10	
												217	H	Hampton		1 18	
												228	N	Tennessee St.		0 5	
												240	A	Norfolk St.		0 14	
												240	A	Norfolk St.		2 10	
												240	A	Norfolk St.		0 10	
												247	N	Mt. St. Mary's		0 8	
												274	A	Delaware St.		0 10	
												274	A	Delaware St.		6 26	
												274	A	Delaware St.		3 18	
												279	H	Coppin St.		6 10	
												279	H	Coppin St.		2 3	
												279	H	Coppin St.		6 7	
												282	A	UMBC		2 3	
												284	N	Alabama A&M		7 8	
												285	N	Grambling		4 13	
												287	H	UMES		4 3	
												287	H	UMES		1 8	
												287	H	UMES		0 15	
												289	A	Morgan St.		0 8	
												289	A	Morgan St.		0 8	
												291	A	South Carolina St.		4 6	
Non-Div. I Games:		Brenau	0	9	Clark Atlanta	6	11	Benedict	14	5	Claflin	8	9	Howard			
		Winston-Salem	2	1													

Average RPI Win:	283	WON-LOST		WINNING		LAST 10		STRENGTH OF		OPP. STRENGTH		TEAM		ADJ		CONF.		ADJ CONF.	
Average RPI Loss:	214	RECORD		PCT. RANK		GAMES		SCHEDULE		OF SCHEDULE		RPI		RPI		RPI		RPI	
DIV. I ONLY		6-20-0		.23077	267	2-7-0		291		285		290		.25782	291	31		31	
DIV. I NON-CONF.		0-12-0		0	286	0-4-0		273		286		290		.25622	291	31		31	
<hr/>																			
TOTALS		RPI 1-25		RPI 26-50		W-L RECORDS		RPI 51-100		RPI 101-150		RPI 150+							
6-20-0		0-0-0		0-0-0		OVERALL		0-0-0		0-6-0		6-14-0							
4-10-0		0-0-0		0-0-0		HOME		0-0-0		0-4-0		4-6-0							
2-6-0		0-0-0		0-0-0		AWAY		0-0-0		0-2-0		2-4-0							
0-4-0		0-0-0		0-0-0		NEUTRAL		0-0-0		0-0-0		0-4-0							
0-12-0		0-0-0		0-0-0		NON-CONFERENCE		0-0-0		0-6-0		0-6-0							
0-6-0		0-0-0		0-0-0		HOME		0-0-0		0-4-0		0-2-0							
0-2-0		0-0-0		0-0-		AWAY		0-0-0		0-2-0		0-0-0							
0-4-0		0-0-0		0-0-0		NEUTRAL		0-0-0		0-0-0		0-4-0							
6-8-0		0-0-0		0-0-0		CONFERENCE		0-0-0		0-0-0		6-8-0							
4-4-0		0-0-0		0-0-0		HOME		0-0-0		0-0-0		4-4-0							
2-4-0		0-0-0		0-0-0		AWAY		0-0-0		0-0-0		2-4-0							
0-0-0		0-0-0		0-0-0		NEUTRAL		0-0-0		0-0-0		0-0-0							
RPI	S	Opponent	Score	RPI	S	Opponent	Score	RPI	S	Opponent	Score	RPI	S	Opponent	Score				
												105	H	Furman	2	6			
												105	H	Furman	1	11			
												106	A	Col. of Charleston	1	6			
												106	A	Col. of Charleston	0	5			
												106	H	Col. of Charleston	0	8			
												106	H	Col. of Charleston	0	2			
												228	N	Tennessee St.	2	6			
												233	A	Bethune-Cookman	3	4			
												233	A	Bethune-Cookman	0	8			
												233	A	Bethune-Cookman	8	9			
												239	H	Florida A&M	0	3			
												239	H	Florida A&M	0	4			
												251	N	Mississippi Val.	0	10			
												278	H	N.C. A&T	6	4			
												278	H	N.C. A&T	5	0			
												278	H	N.C. A&T	0	9			
												281	A	N.C. Central	4	2			
												281	A	N.C. Central	5	3			
												281	A	N.C. Central	0	4			
												284	H	Alabama A&M	0	2			
												284	H	Alabama A&M	2	6			
				LAST 10 GAMES								284	N	Alabama A&M	12	13			
				239 H Florida A&M				0	4	106 H Col. of Charleston	0	2	285 N Grambling	0	3				
				239 H Florida A&M				0	3	281 A N.C. Central	5	3	287 H UMES	9	10				
				105 H Furman				2	6	281 A N.C. Central	4	2	287 H UMES	8	1				
				105 H Furman				1	11	281 A N.C. Central	0	4	290 H Howard	6	4				
				106 H Col. of Charleston				0	8	233 A Bethune-Cookman	0	8							
Non-Div. I Games:	Claflin	3	4	Edward Waters	4	2	Kentucky St.	8	0	Benedict	10	2							
	Brenau	4	2	Benedict	15	2	Benedict	4	1	Anderson (SC)	0	4	South Carolina St.						

South Carolina St.

Non-Div. I Games:

Benedict 5 1
Clark Atlanta 12 1

Brewton Parker 5
Anderson (SC) 0

6
3

Through Games Of April 28, 2013

Claflin 3 2 Winston-Salem South Carolina St. 2

S
o
u
t
h
C
a
r
o
l
i
n
a
s
t
.

S
o
u
t
h
C
a
r
o
l
i
n
a
s
t
.