

Average RPI Win:	63	WON-LOST	WINNING	LAST 10	STRENGTH OF	OPP. STRENGTH	TEAM	ADJ	CONF.	ADJ CONF.		
Average RPI Loss:	8	RECORD	PCT. RANK	GAMES	SCHEDULE	OF SCHEDULE	RPI	RPI	RPI	RPI		
DIV. I ONLY		39-3-0	.92857	1	9-1-0	1	8	1	.75372	1	3	3
DIV. I NON-CONF.		31-2-0	.93939	4	1-0-0	3	1	1	.73996	1	3	3
<hr/>												
TOTALS	RPI 1-25	RPI 26-50		W-L RECORDS		RPI 51-100		RPI 101-150		RPI 150+		
39-3-0	11-3-0	13-0-0		OVERALL		7-0-0		3-0-0		5-0-0		
11-2-0	2-2-0	5-0-0		HOME		2-0-0		0-0-0		2-0-0		
10-1-0	3-1-0	1-0-0		AWAY		4-0-0		0-0-0		2-0-0		
18-0-0	6-0-0	7-0-0		NEUTRAL		1-0-0		3-0-0		1-0-0		
31-2-0	9-2-0	10-0-0		NON-CONFERENCE		4-0-0		3-0-0		5-0-0		
8-2-0	2-2-0	2-0-0		HOME		2-0-0		0-0-0		2-0-0		
5-0-0	1-0-0	1-0-		AWAY		1-0-0		0-0-0		2-0-0		
18-0-0	6-0-0	7-0-0		NEUTRAL		1-0-0		3-0-0		1-0-0		
8-1-0	2-1-0	3-0-0		CONFERENCE		3-0-0		0-0-0		0-0-0		
3-0-0	0-0-0	3-0-0		HOME		0-0-0		0-0-0		0-0-0		
5-1-0	2-1-0	0-0-0		AWAY		3-0-0		0-0-0		0-0-0		
0-0-0	0-0-0	0-0-0		NEUTRAL		0-0-0		0-0-0		0-0-0		
RPI S	Opponent	Score	RPI S	Opponent	Score	RPI S	Opponent	Score	RPI S	Opponent	Score	
3 A	Texas	2 4	26 H	Baylor	9 3	52 A	Cal St. Fullerton	9 0	122 N	UC Santa Barbara	5 2	
3 A	Texas	6 1	26 H	Baylor	8 3	55 A	Texas Tech	13 7	129 N	New Mexico	11 1	
3 A	Texas	5 3	26 H	Baylor	8 0	55 A	Texas Tech	9 0	143 N	Penn St.	8 0	
4 N	Oregon	12 0	28 N	Arizona	4 0	55 A	Texas Tech	6 0	174 A	Wichita St.	7 1	
8 N	Washington	2 0	28 N	Arizona	5 0	74 N	Pacific	9 0	174 A	Wichita St.	16 1	
10 H	Nebraska	0 1	35 N	Georgia	5 0	85 H	Drake	13 0	210 N	UC Riverside	7 0	
10 H	Nebraska	10 3	36 N	Oregon St.	14 2	85 H	Drake	10 2	219 H	Northern Colo.	10 0	
10 N	Nebraska	2 0	40 N	North Carolina St.	3 0				219 H	Northern Colo.	14 0	
11 H	Louisville	1 5	42 H	Houston	4 1							
11 H	Louisville	9 1	42 H	Houston	6 0							
14 N	Kentucky	11 0	45 A	San Diego St.	4 0							
18 N	Stanford	6 0	47 N	Northwestern	7 4							
23 N	Florida St.	6 0	49 N	Notre Dame	7 5							
24 A	Tulsa	3 1										
<hr/>												
LAST 10 GAMES												
3 A Texas						5 3	55 A Texas Tech					9 0
3 A Texas						2 4	26 H Baylor					8 0
3 A Texas						6 1	26 H Baylor					9 3
55 A Texas Tech						13 7	26 H Baylor					8 3
55 A Texas Tech						6 0	24 A Tulsa					3 1

Non-Div. I Games:

Oklahoma

Average RPI Win: 88		WON-LOST RECORD		WINNING PCT. RANK		LAST 10 GAMES		STRENGTH OF SCHEDULE		OPP. STRENGTH OF SCHEDULE		TEAM RPI		ADJ RPI		CONF. RPI		ADJ CONF. RPI									
DIV. I ONLY		45-5-0		.9 2		8-2-0		4		30		2		.69939 2		1		2									
DIV. I NON-CONF.		30-0-0		1 1		5-0-0		24		121		2		.69399 2		2		2									
TOTALS		RPI 1-25		RPI 26-50		W-L RECORDS		RPI 51-100		RPI 101-150		RPI 150+															
45-5-0		11-4-0		7-0-0		OVERALL		16-1-0		1-0-0		10-0-0															
25-2-0		5-2-0		5-0-0		HOME		6-0-0		0-0-0		9-0-0															
11-2-0		4-1-0		1-0-0		AWAY		6-1-0		0-0-0		0-0-0															
9-1-0		2-1-0		1-0-0		NEUTRAL		4-0-0		1-0-0		1-0-0															
30-0-0		4-0-0		4-0-0		NON-CONFERENCE		11-0-0		1-0-0		10-0-0															
18-0-0		1-0-0		2-0-0		HOME		6-0-0		0-0-0		9-0-0															
3-0-0		1-0-0		1-0-		AWAY		1-0-0		0-0-0		0-0-0															
9-0-0		2-0-0		1-0-0		NEUTRAL		4-0-0		1-0-0		1-0-0															
15-5-0		7-4-0		3-0-0		CONFERENCE		5-1-0		0-0-0		0-0-0															
7-2-0		4-2-0		3-0-0		HOME		0-0-0		0-0-0		0-0-0															
8-2-0		3-1-0		0-0-0		AWAY		5-1-0		0-0-0		0-0-0															
0-1-0		0-1-0		0-0-0		NEUTRAL		0-0-0		0-0-0		0-0-0															
RPI	S	Opponent		Score		RPI	S	Opponent		Score		RPI	S	Opponent		Score											
4	N	Oregon		1	0	28	N	Arizona		14	3	62	N	Creighton		13	3	142	N	Cal St. Northridge	7	0					
5	A	Alabama		8	4	29	H	Arkansas		8	0	64	A	Auburn		2	0	156	N	Loyola Marymount	8	2					
6	H	Tennessee		5	3	29	H	Arkansas		1	0	64	A	Auburn		4	5	207	H	Western Caro.	5	0					
6	H	Tennessee		6	5	29	H	Arkansas		5	2	64	A	Auburn		13	0	214	H	Presbyterian	11	0					
6	H	Tennessee		1	3	39	H	USC Upstate		11	0	65	A	Ole Miss		8	7	224	H	UNC Wilmington	10	0					
12	N	California		7	4	41	A	South Fla.		3	1	65	A	Ole Miss		8	0	224	H	UNC Wilmington	9	1					
14	A	Kentucky		6	3	41	H	South Fla.		9	1	65	A	Ole Miss		4	1	236	H	Charleston So.	4	3					
14	A	Kentucky		2	4							66	N	Oklahoma St.		2	0	244	H	Florida A&M	20	2					
14	A	Kentucky		7	4							69	A	Jacksonville		11	3	245	H	Savannah St.	12	0					
15	N	Missouri		3	4							73	N	Syracuse		5	1	245	H	Savannah St.	14	0					
23	A	Florida St.		8	0							77	H	Longwood		8	0	257	H	Mt. St. Mary's	8	2					
23	H	Florida St.		7	3							77	H	Longwood		9	5										
25	H	Mississippi St.		4	2							77	H	Longwood		5	1										
25	H	Mississippi St.		5	6							79	N	Georgia Tech		5	3										
25	H	Mississippi St.		9	1							81	H	UCF		6	1										
												85	H	Drake		4	3										
												85	H	Drake		4	1										
						LAST 10 GAMES																					
						77 H Longwood						8	0	14 A Kentucky						2	4						
						77 H Longwood						5	1	14 A Kentucky						7	4						
						77 H Longwood						9	5	41 H South Fla.						9	1						
						23 A Florida St.						8	0	25 H Mississippi St.						5	6						
						14 A Kentucky						6	3	25 H Mississippi St.						4	2						

Non-Div. I Games:

Florida

Average RPI Win:	91	WON-LOST RECORD	WINNING PCT. RANK	LAST 10 GAMES	STRENGTH OF SCHEDULE	OPP. STRENGTH OF SCHEDULE	TEAM RPI	ADJ RPI	CONF. RPI	ADJ CONF. RPI					
DIV. I ONLY		39-6-0	.86667	5	8-2-0	21	12	4	.68698	3	3	3			
DIV. I NON-CONF.		30-4-0	.88235	10	3-0-0	52	3	6	.66839	4	3	3			
<hr/>															
TOTALS	RPI 1-25	RPI 26-50		W-L RECORDS		RPI 51-100		RPI 101-150		RPI 150+					
39-6-0	7-4-0	9-1-0		OVERALL		11-1-0		4-0-0		8-0-0					
23-3-0	4-3-0	3-0-0		HOME		5-0-0		3-0-0		8-0-0					
5-0-0	0-0-0	2-0-0		AWAY		3-0-0		0-0-0		0-0-0					
11-3-0	3-1-0	4-1-0		NEUTRAL		3-1-0		1-0-0		0-0-0					
<hr/>															
30-4-0	6-2-0	7-1-0		NON-CONFERENCE		5-1-0		4-0-0		8-0-0					
18-1-0	3-1-0	2-0-0		HOME		2-0-0		3-0-0		8-0-0					
1-0-0	0-0-0	1-0-		AWAY		0-0-0		0-0-0		0-0-0					
11-3-0	3-1-0	4-1-0		NEUTRAL		3-1-0		1-0-0		0-0-0					
<hr/>															
9-2-0	1-2-0	2-0-0		CONFERENCE		6-0-0		0-0-0		0-0-0					
5-2-0	1-2-0	1-0-0		HOME		3-0-0		0-0-0		0-0-0					
4-0-0	0-0-0	1-0-0		AWAY		3-0-0		0-0-0		0-0-0					
0-0-0	0-0-0	0-0-0		NEUTRAL		0-0-0		0-0-0		0-0-0					
<hr/>															
RPI	S	Opponent	Score	RPI	S	Opponent	Score	RPI	S	Opponent	Score	RPI	S	Opponent	Score
1	H	Oklahoma	1 6	26	A	Baylor	4 0	63	A	Kansas	5 4	136	H	Lamar	5 0
1	H	Oklahoma	4 2	26	H	Baylor	5 1	63	A	Kansas	5 0	136	H	Lamar	9 1
1	H	Oklahoma	3 5	30	H	Western Ky.	4 0	63	A	Kansas	16 4	137	H	Stephen F. Austin	6 0
8	N	Washington	4 1	30	H	Western Ky.	3 1	73	N	Syracuse	2 1	143	N	Penn St.	8 4
11	N	Louisville	2 0	31	N	Hofstra	2 7	83	H	North Texas	9 1	180	H	Texas St.	7 0
13	N	Arizona St.	0 3	40	N	North Carolina St.	7 4	83	H	North Texas	5 4	180	H	Texas St.	7 0
19	H	La.-Lafayette	9 4	42	A	Houston	15 0	90	N	Illinois	3 0	181	H	Memphis	4 0
19	H	La.-Lafayette	7 1	43	N	DePaul	9 0	90	N	Illinois	12 2	196	H	Houston Baptist	5 0
19	N	La.-Lafayette	7 2	43	N	DePaul	13 0	91	N	Fordham	7 9	233	H	A&M-Corpus Christi	8 0
24	H	Tulsa	1 0	43	N	DePaul	8 3	99	H	Iowa St.	8 0	233	H	A&M-Corpus Christi	6 0
24	H	Tulsa	4 7					99	H	Iowa St.	12 4	234	H	Utah St.	13 2
								99	H	Iowa St.	7 2	247	H	Texas Southern	8 0
<hr/>															
<hr/>															
<hr/>															
<hr/>															
<hr/>															
<hr/>															
<hr/>															
<hr/>															
<hr/>															
<hr/>															
<hr/>															
<hr/>															
<hr/>															
<hr/>															
<hr/>															
<hr/>															
<hr/>															
<hr/>															
<hr/>															
<hr/>															
<hr/>															
<hr/>															
<hr/>															
<hr/>															
<hr/>															
<hr/>															
<hr/>															
<hr/>															
<hr/>															
<hr/>															
<hr/>															
<hr/>															
<hr/>															
<hr/>															
<hr/>															
<hr/>															
<hr/>															
<hr/>															
<hr/>															
<hr/>															
<hr/>															
<hr/>															
<hr/>															
<hr/>															
<hr/>															
<hr/>															
<hr/>															
<hr/>															
<hr/>															
<hr/>															
<hr/>															
<hr/>															
<hr/>															
<hr/>															
<hr/>															
<hr/>															
<hr/>															
<hr/>															
<hr/>															
<hr/>															
<hr/>															
<hr/>															
<hr/>															
<hr/>															
<hr/>															
<hr/>															
<hr/>															
<hr/>															
<hr/>															
<hr/>															
<hr/>															
<hr/>															
<hr/>															
<hr/>															
<hr/>															
<hr/>															
<hr/>															
<hr/>															
<hr/>															
<hr/>															
<hr/>															
<hr/>															
<hr/>															
<hr/>															
<hr/>															
<hr/>															
<hr/>															
<hr/>															
<hr/>															
<hr/>															
<hr/>															
<hr/>															
<hr/>															
<hr/>															
<hr/>															
<hr/>															
<hr/>															
<hr/>															
<hr/>															
<hr/>															
<hr/>															
<hr/>															
<hr/>															
<hr/>															
<hr/>															
<hr/>															
<hr/>															
<hr/>															
<hr/>															
<hr/>															
<hr/>															
<hr/>															
<hr/>															
<hr/>															
<hr/>															
<hr/>															
<hr/>															
<hr/>															
<hr/>															
<hr/>															
<hr/>															
<hr/>															
<hr/>															
<hr/>															
<hr/>															
<hr/>															
<hr/>															
<hr/>															
<hr/>															
<hr/>															
<hr/>															
<hr/>															
<hr/>															
<hr/>															
<hr/>															
<hr/>															
<hr/>															
<hr/>															
<hr/>															
<hr/>															
<hr/>															
<hr/>															
<hr/>															
<hr/>															
<hr/>															
<hr/>															
<hr/>															
<hr/>															
<hr/>															
<hr/>															
<hr/>															
<hr/>															
<hr/>															
<hr/>															
<hr/>															
<hr/>															
<hr/>															
<hr/>															
<hr/>															
<hr/>															
<hr/>															
<hr/>															
<hr/>															
<hr/>															
<hr/>															
<hr/>															
<hr/>															
<hr/>															
<hr/>															
<hr/>															
<hr/>															
<hr/>															
<hr/>															
<hr/>															
<hr/>															
<hr/>															
<hr/>															
<hr/>															
<hr/>															
<hr/>															
<hr/>															
<hr/>															

Average RPI Win: 79		WON-LOST RECORD		WINNING PCT. RANK		LAST 10 GAMES		STRENGTH OF SCHEDULE		OPP. STRENGTH OF SCHEDULE		TEAM RPI		ADJ RPI		CONF. RPI		ADJ CONF. RPI	
DIV. I ONLY		38-6-0		.86364 7		9-1-0		19		3		3		.67618 4		2		1	
DIV. I NON-CONF.		25-4-0		.86207 11		2-0-0		51		13		12		.64802 11		1		1	
TOTALS		RPI 1-25		RPI 26-50		W-L RECORDS		RPI 51-100		RPI 101-150		RPI 150+							
38-6-0		10-5-0		6-0-0		OVERALL		7-1-0		10-0-0		5-0-0							
11-0-0		3-0-0		3-0-0		HOME		3-0-0		2-0-0		0-0-0							
6-2-0		4-2-0		0-0-0		AWAY		0-0-0		2-0-0		0-0-0							
21-4-0		3-3-0		3-0-0		NEUTRAL		4-1-0		6-0-0		5-0-0							
25-4-0		3-3-0		3-0-0		NON-CONFERENCE		4-1-0		10-0-0		5-0-0							
2-0-0		0-0-0		0-0-0		HOME		0-0-0		2-0-0		0-0-0							
2-0-0		0-0-0		0-0-		AWAY		0-0-0		2-0-0		0-0-0							
21-4-0		3-3-0		3-0-0		NEUTRAL		4-1-0		6-0-0		5-0-0							
13-2-0		7-2-0		3-0-0		CONFERENCE		3-0-0		0-0-0		0-0-0							
9-0-0		3-0-0		3-0-0		HOME		3-0-0		0-0-0		0-0-0							
4-2-0		4-2-0		0-0-0		AWAY		0-0-0		0-0-0		0-0-0							
0-0-0		0-0-0		0-0-0		NEUTRAL		0-0-0		0-0-0		0-0-0							
RPI S	Opponent	Score		RPI S	Opponent	Score		RPI S	Opponent	Score		RPI S	Opponent	Score					
1 N	Oklahoma	0	12	28 H	Arizona	8	0	52 N	Cal St. Fullerton	6	0	109 N	Virginia	13	0				
2 N	Florida	0	1	28 H	Arizona	9	0	59 N	San Jose St.	7	1	113 N	Utah Valley	9	1				
7 N	LSU	10	2	28 H	Arizona	5	3	61 H	Utah	5	2	117 N	UNLV	4	2				
8 A	Washington	1	2	37 N	James Madison	12	1	61 H	Utah	11	3	129 H	New Mexico	10	0				
8 A	Washington	4	2	45 N	San Diego St.	3	1	61 H	Utah	11	1	129 H	New Mexico	4	0				
8 A	Washington	12	1	45 N	San Diego St.	3	2	71 N	Long Beach St.	10	1	137 N	Stephen F. Austin	8	1				
9 N	Michigan	13	4					99 N	Iowa St.	1	2	138 N	Boise St.	9	1				
10 N	Nebraska	11	2					100 N	Cal Poly	2	1	146 N	St. Mary's (CA)	4	2				
12 A	California	5	1									149 A	Portland St.	5	0				
12 A	California	9	3									149 A	Portland St.	8	0				
12 A	California	1	3									158 N	La.-Monroe	4	0				
18 H	Stanford	4	3									166 N	Western Mich.	8	0				
18 H	Stanford	3	2									175 N	Temple	11	4				
18 H	Stanford	10	3									192 N	LIU Brooklyn	8	1				
20 N	Hawaii	5	6									211 N	Boston College	8	0				
				LAST 10 GAMES															
				149 A Portland St.				5	0	12 A California				9	3				
				149 A Portland St.				8	0	12 A California				1	3				
				28 H Arizona				9	0	12 A California				5	1				
				28 H Arizona				8	0	61 H Utah				5	2				
				28 H Arizona				5	3	61 H Utah				11	1				

Non-Div. I Games:

Oregon

Average RPI Win: 90		WON-LOST	WINNING	LAST 10	STRENGTH OF		OPP. STRENGTH	TEAM	ADJ	CONF.	ADJ CONF.
Average RPI Loss: 19		RECORD	PCT. RANK	GAMES	SCHEDULE		OF SCHEDULE	RPI	RPI	RPI	RPI
DIV. I ONLY		40-7-0	.85106	8	17		14	5	.67245	5	1
DIV. I NON-CONF.		28-0-0	1	1	108		45	5	.65993	6	2
TOTALS		RPI 1-25	RPI 26-50		W-L RECORDS		RPI 51-100		RPI 101-150		RPI 150+
40-7-0		10-6-0	7-0-0		OVERALL		10-1-0		2-0-0		11-0-0
22-4-0		7-3-0	1-0-0		HOME		5-1-0		1-0-0		8-0-0
10-3-0		3-3-0	6-0-0		AWAY		0-0-0		0-0-0		1-0-0
8-0-0		0-0-0	0-0-0		NEUTRAL		5-0-0		1-0-0		2-0-0
28-0-0		3-0-0	4-0-0		NON-CONFERENCE		8-0-0		2-0-0		11-0-0
16-0-0		3-0-0	1-0-0		HOME		3-0-0		1-0-0		8-0-0
4-0-0		0-0-0	3-0-		AWAY		0-0-0		0-0-0		1-0-0
8-0-0		0-0-0	0-0-0		NEUTRAL		5-0-0		1-0-0		2-0-0
12-7-0		7-6-0	3-0-0		CONFERENCE		2-1-0		0-0-0		0-0-0
6-4-0		4-3-0	0-0-0		HOME		2-1-0		0-0-0		0-0-0
6-3-0		3-3-0	3-0-0		AWAY		0-0-0		0-0-0		0-0-0
0-0-0		0-0-0	0-0-0		NEUTRAL		0-0-0		0-0-0		0-0-0
RPI S	Opponent	Score	RPI S	Opponent	Score	RPI S	Opponent	Score	RPI S	Opponent	Score
2 H	Florida	4 8	33 A	UAB	8 4	58 N	North Dakota St.	10 0	102 N	Southern Ill.	10 1
6 A	Tennessee	1 2	33 H	UAB	11 0	60 H	Georgia St.	9 1	132 H	Winthrop	6 1
6 A	Tennessee	7 1	42 A	Houston	6 3	64 H	Auburn	4 7	154 H	Jacksonville St.	11 3
6 A	Tennessee	3 4	46 A	FGCU	2 1	64 H	Auburn	8 0	160 A	UNI	8 1
15 H	Missouri	4 1	48 A	South Carolina	7 6	64 H	Auburn	13 1	172 H	Samford	11 0
15 H	Missouri	4 9	48 A	South Carolina	6 4	85 N	Drake	8 2	174 N	Wichita St.	2 0
15 H	Missouri	14 6	48 A	South Carolina	5 3	87 N	Appalachian St.	9 3	176 H	Western Ill.	6 0
16 H	South Ala.	4 0				90 N	Illinois	7 2	176 H	Western Ill.	21 0
17 A	Texas A&M	6 2				98 N	Ga. Southern	2 1	186 H	Southern Miss.	11 0
17 A	Texas A&M	4 1				99 H	Iowa St.	6 0	206 H	St. John's (NY)	9 1
17 A	Texas A&M	2 3				99 H	Iowa St.	13 4	206 H	St. John's (NY)	12 4
22 H	Iowa	5 0							229 N	Green Bay	10 7
22 H	Iowa	4 1							243 H	Mississippi Val.	8 5
25 H	Mississippi St.	2 3									
25 H	Mississippi St.	11 3									
25 H	Mississippi St.	9 8									
LAST 10 GAMES											
25 H	Mississippi St.	9 8	243 H	Mississippi Val.	8 5						
25 H	Mississippi St.	11 3	15 H	Missouri	14 6						
25 H	Mississippi St.	2 3	15 H	Missouri	4 9						
186 H	Southern Miss.	11 0	15 H	Missouri	4 1						
33 H	UAB	11 0	154 H	Jacksonville St.	11 3						

Non-Div. I Games:

Alabama

[illegible]

Non-Div. I Games:

Tennessee

Average RPI Win: 78		WON-LOST RECORD		WINNING PCT. RANK		LAST 10 GAMES		STRENGTH OF SCHEDULE		OPP. STRENGTH OF SCHEDULE		TEAM RPI		ADJ RPI		CONF. RPI		ADJ CONF. RPI	
DIV. I ONLY		37-11-0		.77083 22		6-4-0		7		4		7		.6607 7		1		2	
DIV. I NON-CONF.		24-5-0		.82759 18		1-0-0		30		27		10		.64579 12		2		2	
TOTALS		RPI 1-25		RPI 26-50		W-L RECORDS		RPI 51-100		RPI 101-150		RPI 150+							
37-11-0		11-8-0		6-3-0		OVERALL		8-0-0		6-0-0		6-0-0							
21-4-0		5-2-0		3-2-0		HOME		4-0-0		3-0-0		6-0-0							
9-4-0		5-3-0		2-1-0		AWAY		2-0-0		0-0-0		0-0-0							
7-3-0		1-3-0		1-0-0		NEUTRAL		2-0-0		3-0-0		0-0-0							
24-5-0		3-4-0		2-1-0		NON-CONFERENCE		7-0-0		6-0-0		6-0-0							
15-1-0		1-0-0		1-1-0		HOME		4-0-0		3-0-0		6-0-0							
2-1-0		1-1-0		0-0-		AWAY		1-0-0		0-0-0		0-0-0							
7-3-0		1-3-0		1-0-0		NEUTRAL		2-0-0		3-0-0		0-0-0							
13-6-0		8-4-0		4-2-0		CONFERENCE		1-0-0		0-0-0		0-0-0							
6-3-0		4-2-0		2-1-0		HOME		0-0-0		0-0-0		0-0-0							
7-3-0		4-2-0		2-1-0		AWAY		1-0-0		0-0-0		0-0-0							
0-0-0		0-0-0		0-0-0		NEUTRAL		0-0-0		0-0-0		0-0-0							
RPI	S	Opponent		Score		RPI	S	Opponent		Score		RPI	S	Opponent		Score			
4	N	Oregon	2	10	28	N	Arizona	3	0	54	N	Ohio St.	7	0	109	H	Virginia	7	2
9	N	Michigan	14	6	29	A	Arkansas	3	4	58	H	North Dakota St.	9	0	109	H	Virginia	4	0
11	N	Louisville	2	6	29	A	Arkansas	8	2	65	A	Ole Miss	9	1	117	N	UNLV	6	1
14	H	Kentucky	3	2	29	A	Arkansas	5	4	73	N	Syracuse	7	6	135	N	BYU	10	6
14	H	Kentucky	4	3	38	H	North Carolina	8	0	76	A	McNeese St.	7	1	141	H	Southeastern La.	5	1
14	H	Kentucky	7	1	38	H	North Carolina	1	3	84	H	Purdue	1	0	143	N	Penn St.	6	5
15	H	Missouri	8	0	48	H	South Carolina	1	4	98	H	Ga. Southern	3	2	171	H	Nicholls St.	1	0
15	H	Missouri	2	3	48	H	South Carolina	4	0	98	H	Ga. Southern	8	0	171	H	Nicholls St.	8	0
15	H	Missouri	1	6	48	H	South Carolina	6	0						172	H	Samford	4	0
16	A	South Ala.	5	12											172	H	Samford	8	0
17	A	Texas A&M	2	6											181	H	Memphis	5	4
17	A	Texas A&M	10	2											227	H	Hampton	9	3
17	A	Texas A&M	9	6															
21	N	UCLA	0	2															
23	A	Florida St.	5	4															
24	H	Tulsa	1	0															
25	A	Mississippi St.	1	2															
25	A	Mississippi St.	1	0															
25	A	Mississippi St.	9	2															
					LAST 10 GAMES														
					15	H	Missouri	2	3	17	A	Texas A&M	9	6					
					15	H	Missouri	8	0	17	A	Texas A&M	2	6					
					15	H	Missouri	1	6	29	A	Arkansas	5	4					
					76	A	McNeese St.	7	1	29	A	Arkansas	3	4					
					17	A	Texas A&M	10	2	29	A	Arkansas	8	2					

Non-Div. I Games:

LSU

Average RPI Win:	80	WON-LOST	WINNING	LAST 10	STRENGTH OF	OPP. STRENGTH	TEAM	ADJ	CONF.	ADJ CONF.		
Average RPI Loss:	20	RECORD	PCT. RANK	GAMES	SCHEDULE	OF SCHEDULE	RPI	RPI	RPI	RPI		
DIV. I ONLY		34-13-0	.7234	34	7-3-0	3	6	9	.66044	8	2	1
DIV. I NON-CONF.		22-7-0	.75862	31	0-0-0	25	21	18	.63439	19	1	1
<hr/>												
TOTALS	RPI 1-25	RPI 26-50		W-L RECORDS		RPI 51-100		RPI 101-150		RPI 150+		
34-13-0	9-10-0	10-2-0		OVERALL		4-1-0		6-0-0		5-0-0		
11-3-0	3-3-0	3-0-0		HOME		0-0-0		2-0-0		3-0-0		
8-4-0	5-2-0	2-1-0		AWAY		1-0-0		0-0-0		0-0-0		
15-6-0	1-4-0	5-1-0		NEUTRAL		3-1-0		4-0-0		2-0-0		
22-7-0	2-5-0	5-1-0		NON-CONFERENCE		4-1-0		6-0-0		5-0-0		
5-0-0	0-0-0	0-0-0		HOME		0-0-0		2-0-0		3-0-0		
2-1-0	1-1-0	0-0-		AWAY		1-0-0		0-0-0		0-0-0		
15-6-0	1-4-0	5-1-0		NEUTRAL		3-1-0		4-0-0		2-0-0		
12-6-0	7-5-0	5-1-0		CONFERENCE		0-0-0		0-0-0		0-0-0		
6-3-0	3-3-0	3-0-0		HOME		0-0-0		0-0-0		0-0-0		
6-3-0	4-2-0	2-1-0		AWAY		0-0-0		0-0-0		0-0-0		
0-0-0	0-0-0	0-0-0		NEUTRAL		0-0-0		0-0-0		0-0-0		
RPI S	Opponent	Score		RPI S	Opponent	Score		RPI S	Opponent	Score		
1 N	Oklahoma	0	2	28 A	Arizona	4	7	65 N	Ole Miss	10	2	
3 N	Texas	1	4	28 A	Arizona	7	1	74 N	Pacific	6	4	
4 H	Oregon	1	12	28 A	Arizona	8	3	90 N	Illinois	15	0	
4 H	Oregon	2	4	33 N	UAB	3	4	97 A	Colorado St.	6	3	
4 H	Oregon	2	1	33 N	UAB	8	4	100 N	Cal Poly	0	2	
9 N	Michigan	1	6	35 N	Georgia	14	2					
13 A	Arizona St.	1	7	36 H	Oregon St.	4	3					
13 A	Arizona St.	1	2	36 H	Oregon St.	14	2					
13 A	Arizona St.	3	1	36 H	Oregon St.	8	6					
14 N	Kentucky	2	3	43 N	DePaul	6	4					
18 H	Stanford	7	1	49 N	Notre Dame	5	2					
18 H	Stanford	4	6	50 N	Neb. Omaha	10	2					
18 H	Stanford	6	5									
20 A	Hawaii	3	1									
20 A	Hawaii	2	5									
21 A	UCLA	6	0									
21 A	UCLA	1	0									
21 A	UCLA	5	4									
23 N	Florida St.	2	0									
LAST 10 GAMES												
				18 H	Stanford	7	1	13 A	Arizona St.	3	1	
				18 H	Stanford	4	6	36 H	Oregon St.	4	3	
				18 H	Stanford	6	5	36 H	Oregon St.	8	6	
				13 A	Arizona St.	1	2	36 H	Oregon St.	14	2	
				13 A	Arizona St.	1	7	21 A	UCLA	6	0	

Non-Div. I Games:

Washington

Average RPI Win:		87	WON-LOST		WINNING		LAST 10		STRENGTH OF		OPP. STRENGTH		TEAM		ADJ		CONF.		ADJ CONF.					
Average RPI Loss:		47	RECORD		PCT. RANK		GAMES		SCHEDULE		OF SCHEDULE		RPI		RPI		RPI		RPI					
DIV. I ONLY			39-7-0		.84783		10		10-0-0		41		17		11		.65755		9		4		4	
DIV. I NON-CONF.			23-7-0		.76667		29		1-0-0		14		10		13		.64944		9		4		4	
TOTALS		RPI 1-25		RPI 26-50		W-L RECORDS		RPI 51-100		RPI 101-150		RPI 150+												
39-7-0		7-3-0		6-3-0		OVERALL		12-0-0		9-0-0		5-1-0												
12-0-0		3-0-0		0-0-0		HOME		7-0-0		1-0-0		1-0-0												
8-3-0		0-1-0		0-1-0		AWAY		3-0-0		5-0-0		0-1-0												
19-4-0		4-2-0		6-2-0		NEUTRAL		2-0-0		3-0-0		4-0-0												
23-7-0		4-3-0		6-3-0		NON-CONFERENCE		3-0-0		5-0-0		5-1-0												
2-0-0		0-0-0		0-0-0		HOME		0-0-0		1-0-0		1-0-0												
2-3-0		0-1-0		0-0-		AWAY		1-0-0		1-0-0		0-1-0												
19-4-0		4-2-0		6-2-0		NEUTRAL		2-0-0		3-0-0		4-0-0												
16-0-0		3-0-0		0-0-0		CONFERENCE		9-0-0		4-0-0		0-0-0												
10-0-0		3-0-0		0-0-0		HOME		7-0-0		0-0-0		0-0-0												
6-0-0		0-0-0		0-0-0		AWAY		2-0-0		4-0-0		0-0-0												
0-0-0		0-0-0		0-0-0		NEUTRAL		0-0-0		0-0-0		0-0-0												
RPI	S	Opponent		Score		RPI	S	Opponent		Score		RPI	S	Opponent		Score								
4	N	Oregon		4	13	28	N	Arizona		9	1	54	H	Ohio St.		5	1	114	N	Maryland		10	2	
7	N	LSU		6	14	31	N	Hofstra		3	0	54	H	Ohio St.		11	0	126	N	UC Davis		6	0	
8	N	Washington		6	1	32	N	Virginia Tech		2	3	54	H	Ohio St.		17	5	128	H	Bowling Green		9	1	
11	A	Louisville		4	5	37	N	James Madison		9	1	79	N	Georgia Tech		6	1	133	A	Fla. Atlantic		4	2	
13	N	Arizona St.		5	4	40	N	North Carolina St.		1	0	81	A	UCF		11	2	133	N	Fla. Atlantic		10	2	
17	N	Texas A&M		9	2	41	A	South Fla.		2	3	84	H	Purdue		8	7	140	A	Indiana		7	4	
19	N	La.-Lafayette		3	1	43	N	DePaul		3	4	84	H	Purdue		9	0	143	A	Penn St.		18	4	
22	H	Iowa		8	6	44	N	Illinois St.		2	1	84	H	Purdue		13	5	143	A	Penn St.		7	4	
22	H	Iowa		5	3	44	N	Illinois St.		11	9	86	N	Marshall		6	1	143	A	Penn St.		9	6	
22	H	Iowa		8	0							100	A	Michigan St.		11	2	162	N	Massachusetts		13	2	
												100	A	Michigan St.		8	7	166	H	Western Mich.		8	0	
												100	H	Michigan St.		21	2	172	N	Samford		4	0	
																		179	N	Miami (OH)		2	0	
																		192	A	LIU Brooklyn		1	2	
																		211	N	Boston College		14	2	
LAST 10 GAMES																								
						22	H	Iowa		8	0	100	A	Michigan St.		11	2							
						22	H	Iowa		8	6	100	H	Michigan St.		21	2							
						22	H	Iowa		5	3	166	H	Western Mich.		8	0							
						140	A	Indiana		7	4	54	H	Ohio St.		17	5							
						100	A	Michigan St.		8	7	54	H	Ohio St.		11	0							

Non-Div. I Games:

Michigan

Average RPI Win:		85	WON-LOST RECORD		WINNING PCT. RANK		LAST 10 GAMES		STRENGTH OF SCHEDULE		OPP. STRENGTH OF SCHEDULE		TEAM RPI		ADJ RPI		CONF. RPI		ADJ CONF. RPI					
DIV. I ONLY			34-10-0		.77273		20		8-2-0		8		18		10		.65647		10		4		4	
DIV. I NON-CONF.			21-6-0		.77778		26		0-0-0		1		33		3		.66654		5		4		4	
TOTALS		RPI 1-25		RPI 26-50				W-L RECORDS				RPI 51-100				RPI 101-150				RPI 150+				
34-10-0		4-5-0		8-2-0				OVERALL				13-3-0				5-0-0				4-0-0				
11-2-0		0-0-0		8-1-0				HOME				3-1-0				0-0-0				0-0-0				
13-5-0		3-2-0		0-1-0				AWAY				8-2-0				0-0-0				2-0-0				
10-3-0		1-3-0		0-0-0				NEUTRAL				2-0-0				5-0-0				2-0-0				
21-6-0		2-4-0		2-1-0				NON-CONFERENCE				8-1-0				5-0-0				4-0-0				
5-1-0		0-0-0		2-0-0				HOME				3-1-0				0-0-0				0-0-0				
7-2-0		1-1-0		0-0-				AWAY				4-0-0				0-0-0				2-0-0				
9-3-0		1-3-0		0-0-0				NEUTRAL				1-0-0				5-0-0				2-0-0				
13-4-0		2-1-0		6-1-0				CONFERENCE				5-2-0				0-0-0				0-0-0				
6-1-0		0-0-0		6-1-0				HOME				0-0-0				0-0-0				0-0-0				
6-3-0		2-1-0		0-0-0				AWAY				4-2-0				0-0-0				0-0-0				
1-0-0		0-0-0		0-0-0				NEUTRAL				1-0-0				0-0-0				0-0-0				
RPI	S	Opponent		Score		RPI	S	Opponent		Score		RPI	S	Opponent		Score		RPI	S	Opponent		Score		
1	A	Oklahoma		1	0	27	H	Wisconsin		4	0	58	H	North Dakota St.		0	13	114	N	Maryland		8	1	
1	A	Oklahoma		3	10	27	H	Wisconsin		2	5	58	H	North Dakota St.		11	0	129	N	New Mexico		11	0	
1	N	Oklahoma		0	2	27	H	Wisconsin		11	2	62	A	Creighton		4	3	144	N	Ill.-Chicago		14	5	
4	N	Oregon		2	11	28	A	Arizona		0	1	66	A	Oklahoma St.		10	5	144	N	Ill.-Chicago		13	4	
12	N	California		0	1	34	H	Minnesota		4	0	66	A	Oklahoma St.		3	0	144	N	Ill.-Chicago		4	3	
22	A	Iowa		3	2	34	H	Minnesota		3	2	82	A	New Mexico St.		5	1	174	A	Wichita St.		9	0	
22	A	Iowa		11	1	47	H	Northwestern		14	1	82	H	New Mexico St.		8	0	174	A	Wichita St.		3	1	
22	A	Iowa		2	6	47	H	Northwestern		5	4	82	H	New Mexico St.		4	1	223	N	Southern Utah		7	0	
23	N	Florida St.		2	0	50	H	Neb. Omaha		3	2	84	A	Purdue		5	2	234	N	Utah St.		9	0	
						50	H	Neb. Omaha		4	0	84	A	Purdue		5	6							
												84	A	Purdue		12	2							
												84	N	Purdue		4	3							
												85	N	Drake		2	0							
												90	A	Illinois		7	1							
												90	A	Illinois		6	2							
												90	A	Illinois		4	5							
LAST 10 GAMES																								
						84	A	Purdue		5	6	27	H	Wisconsin		11	2							
						84	A	Purdue		12	2	27	H	Wisconsin		2	5							
						84	A	Purdue		5	2	27	H	Wisconsin		4	0							
						34	H	Minnesota		4	0	22	A	Iowa		3	2							
						34	H	Minnesota		3	2	22	A	Iowa		11	1							

Non-Div. I Games:

Nebraska

Average RPI Win:		111	WON-LOST RECORD		WINNING PCT. RANK	LAST 10 GAMES		STRENGTH OF SCHEDULE		OPP. STRENGTH OF SCHEDULE	TEAM RPI	ADJ RPI	CONF. RPI	ADJ CONF. RPI			
DIV. I ONLY			42-6-0		.875	3		10-0-0		65	29	14	.65186	11	8	10	
DIV. I NON-CONF.			26-5-0		.83871	16		0-0-0		10	14	4	.67238	3	7	9	
TOTALS		RPI 1-25		RPI 26-50		W-L RECORDS		RPI 51-100		RPI 101-150		RPI 150+					
42-6-0		5-3-0		5-0-0		OVERALL		8-2-0		11-1-0		13-0-0					
21-2-0		3-1-0		3-0-0		HOME		3-1-0		8-0-0		4-0-0					
10-2-0		1-1-0		0-0-0		AWAY		1-0-0		3-1-0		5-0-0					
11-2-0		1-1-0		2-0-0		NEUTRAL		4-1-0		0-0-0		4-0-0					
26-5-0		5-3-0		4-0-0		NON-CONFERENCE		6-1-0		3-1-0		8-0-0					
14-1-0		3-1-0		3-0-0		HOME		1-0-0		3-0-0		4-0-0					
2-2-0		1-1-0		0-0-		AWAY		1-0-0		0-1-0		0-0-0					
10-2-0		1-1-0		1-0-0		NEUTRAL		4-1-0		0-0-0		4-0-0					
16-1-0		0-0-0		1-0-0		CONFERENCE		2-1-0		8-0-0		5-0-0					
7-1-0		0-0-0		0-0-0		HOME		2-1-0		5-0-0		0-0-0					
8-0-0		0-0-0		0-0-0		AWAY		0-0-0		3-0-0		5-0-0					
1-0-0		0-0-0		1-0-0		NEUTRAL		0-0-0		0-0-0		0-0-0					
RPI	S	Opponent		Score		RPI	S	Opponent		Score		RPI	S	Opponent		Score	
1	A	Oklahoma		1	9	30	H	Western Ky.		7	2	54	N	Ohio St.		0	1
1	A	Oklahoma		5	1	34	N	Minnesota		16	8	55	N	Texas Tech		10	6
3	N	Texas		0	2	38	H	North Carolina		4	2	69	A	Jacksonville		9	0
7	N	LSU		6	2	43	N	DePaul		8	2	72	H	Eastern Ill.		5	0
9	H	Michigan		5	4	44	H	Illinois St.		9	3	73	H	Syracuse		9	0
14	H	Kentucky		5	1							73	H	Syracuse		8	1
22	H	Iowa		6	4							73	H	Syracuse		2	4
22	H	Iowa		2	6							77	N	Longwood		9	1
												79	N	Georgia Tech		6	3
												81	N	UCF		5	3
														106 H Kent St.		5	0
														106 H Kent St.		3	2
														117 A UNLV		1	10
														120 H Connecticut		4	1
														120 H Connecticut		8	0
														120 H Connecticut		3	2
														121 H Pittsburgh		15	0
														121 H Pittsburgh		8	5
														134 A Villanova		1	0
														134 A Villanova		8	1
														134 A Villanova		5	4
														140 H Indiana		4	1
														157 N Stony Brook		5	0
														157 N Stony Brook		8	0
														161 A Providence		17	6
														161 A Providence		16	2
														175 N Temple		8	0
														179 H Miami (OH)		9	1
														198 H Austin Peay		12	0
														206 A St. John's (NY)		6	4
														206 A St. John's (NY)		15	0
														206 A St. John's (NY)		8	0
														216 H Eastern Mich.		6	1
														220 H Buffalo		9	3
														246 N Bethune-Cookman		8	1
				LAST 10 GAMES													
				134 A Villanova				120 H Connecticut				216 H Eastern Mich.					
				134 A Villanova				120 H Connecticut				220 H Buffalo					
				134 A Villanova				120 H Connecticut				246 N Bethune-Cookman					
				121 H Pittsburgh				161 A Providence									
				121 H Pittsburgh				161 A Providence									

Non-Div. I Games:

Louisville

[illegible]

Non-Div. I Games:

California

Average RPI Win:		93	WON-LOST RECORD		WINNING PCT. RANK	LAST 10 GAMES	STRENGTH OF SCHEDULE		OPP. STRENGTH OF SCHEDULE	TEAM RPI	ADJ RPI	CONF. RPI	ADJ CONF. RPI				
Average RPI Loss:		29															
DIV. I ONLY			39-7-0		.84783	10	6-4-0		43	15	12	.6497	13	2	1		
DIV. I NON-CONF.			29-2-0		.93548	5	0-0-0		88	47	11	.64577	13	1	1		
TOTALS		RPI 1-25		RPI 26-50		W-L RECORDS		RPI 51-100		RPI 101-150		RPI 150+					
39-7-0		8-4-0		7-1-0		OVERALL		5-2-0		14-0-0		5-0-0					
30-2-0		3-1-0		6-1-0		HOME		2-0-0		14-0-0		5-0-0					
6-4-0		4-2-0		0-0-0		AWAY		2-2-0		0-0-0		0-0-0					
3-1-0		1-1-0		1-0-0		NEUTRAL		1-0-0		0-0-0		0-0-0					
29-2-0		2-1-0		4-1-0		NON-CONFERENCE		4-0-0		14-0-0		5-0-0					
25-1-0		1-0-0		3-1-0		HOME		2-0-0		14-0-0		5-0-0					
1-0-0		0-0-0		0-0-		AWAY		1-0-0		0-0-0		0-0-0					
3-1-0		1-1-0		1-0-0		NEUTRAL		1-0-0		0-0-0		0-0-0					
10-5-0		6-3-0		3-0-0		CONFERENCE		1-2-0		0-0-0		0-0-0					
5-1-0		2-1-0		3-0-0		HOME		0-0-0		0-0-0		0-0-0					
5-4-0		4-2-0		0-0-0		AWAY		1-2-0		0-0-0		0-0-0					
0-0-0		0-0-0		0-0-0		NEUTRAL		0-0-0		0-0-0		0-0-0					
RPI	S	Opponent		Score		RPI	S	Opponent		Score		RPI	S	Opponent		Score	
3	N	Texas		3	0	26	H	Baylor		2	6	52	A	Cal St. Fullerton		9	0
8	H	Washington		1	3	32	N	Virginia Tech		11	0	61	A	Utah		6	4
8	H	Washington		2	1	34	H	Minnesota		8	0	61	A	Utah		4	5
8	H	Washington		7	1	36	H	Oregon St.		11	0	61	A	Utah		5	6
9	N	Michigan		4	5	36	H	Oregon St.		5	4	74	N	Pacific		5	4
14	H	Kentucky		8	1	36	H	Oregon St.		5	1	82	H	New Mexico St.		6	0
18	A	Stanford		3	4	38	H	North Carolina		7	4	100	H	Michigan St.		9	2
18	A	Stanford		11	2	44	H	Illinois St.		7	1						
18	A	Stanford		12	6												
21	A	UCLA		10	3												
21	A	UCLA		2	3												
21	A	UCLA		5	4												
LAST 10 GAMES																	
61	A	Utah		6	4	8	H	Washington		1	3						
61	A	Utah		5	6	18	A	Stanford		3	4						
61	A	Utah		4	5	18	A	Stanford		11	2						
8	H	Washington		2	1	18	A	Stanford		12	6						
8	H	Washington		7	1	36	H	Oregon St.		11	0						

Average RPI Win: 84		WON-LOST	WINNING	LAST 10	STRENGTH OF		OPP. STRENGTH	TEAM	ADJ	CONF.	ADJ CONF.
Average RPI Loss: 25		RECORD	PCT. RANK	GAMES	SCHEDULE		OF SCHEDULE	RPI	RPI	RPI	RPI
DIV. I ONLY		34-14-0	.70833	38	6-4-0		10	1	15	.6489	14
DIV. I NON-CONF.		24-5-0	.82759	18	4-0-0		40	19	14	.64869	10
TOTALS		RPI 1-25	RPI 26-50		W-L RECORDS		RPI 51-100		RPI 101-150		RPI 150+
34-14-0		7-10-0	10-2-0		OVERALL		8-1-0		1-1-0		8-0-0
9-5-0		4-4-0	2-0-0		HOME		3-1-0		0-0-0		0-0-0
12-7-0		0-5-0	7-2-0		AWAY		3-0-0		0-0-0		2-0-0
13-2-0		3-1-0	1-0-0		NEUTRAL		2-0-0		1-1-0		6-0-0
24-5-0		3-4-0	6-0-0		NON-CONFERENCE		6-0-0		1-1-0		8-0-0
3-1-0		0-1-0	2-0-0		HOME		1-0-0		0-0-0		0-0-0
8-2-0		0-2-0	3-0-		AWAY		3-0-0		0-0-0		2-0-0
13-2-0		3-1-0	1-0-0		NEUTRAL		2-0-0		1-1-0		6-0-0
10-9-0		4-6-0	4-2-0		CONFERENCE		2-1-0		0-0-0		0-0-0
6-4-0		4-3-0	0-0-0		HOME		2-1-0		0-0-0		0-0-0
4-5-0		0-3-0	4-2-0		AWAY		0-0-0		0-0-0		0-0-0
0-0-0		0-0-0	0-0-0		NEUTRAL		0-0-0		0-0-0		0-0-0
RPI S	Opponent	Score	RPI S	Opponent	Score	RPI S	Opponent	Score	RPI S	Opponent	Score
1 N	Oklahoma	0 11	29 A	Arkansas	0 4	51 A	Lipscomb	8 1	108 N	Central Mich.	3 1
2 H	Florida	4 7	29 A	Arkansas	1 4	65 H	Ole Miss	5 2	149 N	Portland St.	3 5
2 H	Florida	3 6	29 A	Arkansas	5 3	65 H	Ole Miss	5 2	156 N	Loyola Marymount	4 3
2 H	Florida	4 2	30 H	Western Ky.	7 1	65 H	Ole Miss	1 3	164 N	Georgetown	8 0
6 H	Tennessee	0 6	36 N	Oregon St.	5 3	86 H	Marshall	4 3	166 N	Western Mich.	8 4
7 A	LSU	1 7	38 H	North Carolina	18 0	90 N	Illinois	5 4	166 N	Western Mich.	12 1
7 A	LSU	2 3	39 A	USC Upstate	12 8	94 A	Eastern Ky.	6 2	210 N	UC Riverside	11 3
7 A	LSU	3 4	41 A	South Fla.	6 3	94 A	Eastern Ky.	4 3	225 A	Middle Tenn.	13 1
8 N	Washington	3 2	45 A	San Diego St.	4 0	100 N	Cal Poly	1 0	225 A	Middle Tenn.	7 4
11 A	Louisville	1 5	48 A	South Carolina	3 1				290 N	Howard	14 0
12 N	California	3 2	48 A	South Carolina	9 4						
13 A	Arizona St.	1 8	48 A	South Carolina	4 3						
18 N	Stanford	3 1									
22 H	Iowa	1 3									
25 H	Mississippi St.	7 0									
25 H	Mississippi St.	5 4									
25 H	Mississippi St.	3 2									
LAST 10 GAMES											
			29 A	Arkansas	5 3	2 H	Florida	3 6			
			29 A	Arkansas	0 4	2 H	Florida	4 2			
			29 A	Arkansas	1 4	2 H	Florida	4 7			
			225 A	Middle Tenn.	13 1	94 A	Eastern Ky.	4 3			
			225 A	Middle Tenn.	7 4	94 A	Eastern Ky.	6 2			

Non-Div. I Games:

Kentucky

Average RPI Win: 81		WON-LOST	WINNING	LAST 10	STRENGTH OF		OPP. STRENGTH	TEAM	ADJ	CONF.	ADJ CONF.
Average RPI Loss: 21		RECORD	PCT. RANK	GAMES	SCHEDULE		OF SCHEDULE	RPI	RPI	RPI	RPI
DIV. I ONLY		26-7-0	.78788	17	5-5-0		13	2	8	.64712	15
DIV. I NON-CONF.		14-1-0	.93333	6	1-0-0		121	81	17	.62096	22
TOTALS		RPI 1-25	RPI 26-50		W-L RECORDS		RPI 51-100		RPI 101-150		RPI 150+
26-7-0		5-4-0	5-2-0		OVERALL		6-1-0		5-0-0		5-0-0
9-3-0		1-1-0	4-2-0		HOME		2-0-0		0-0-0		2-0-0
11-4-0		3-3-0	0-0-0		AWAY		4-1-0		2-0-0		2-0-0
6-0-0		1-0-0	1-0-0		NEUTRAL		0-0-0		3-0-0		1-0-0
14-1-0		0-0-0	1-0-0		NON-CONFERENCE		3-1-0		5-0-0		5-0-0
4-0-0		0-0-0	0-0-0		HOME		2-0-0		0-0-0		2-0-0
5-1-0		0-0-0	0-0-		AWAY		1-1-0		2-0-0		2-0-0
5-0-0		0-0-0	1-0-0		NEUTRAL		0-0-0		3-0-0		1-0-0
12-6-0		5-4-0	4-2-0		CONFERENCE		3-0-0		0-0-0		0-0-0
5-3-0		1-1-0	4-2-0		HOME		0-0-0		0-0-0		0-0-0
6-3-0		3-3-0	0-0-0		AWAY		3-0-0		0-0-0		0-0-0
1-0-0		1-0-0	0-0-0		NEUTRAL		0-0-0		0-0-0		0-0-0
RPI S	Opponent	Score	RPI S	Opponent	Score	RPI S	Opponent	Score	RPI S	Opponent	Score
2 N	Florida	4 3	29 H	Arkansas	1 4	52 A	Cal St. Fullerton	4 5	110 N	Fresno St.	11 3
5 A	Alabama	9 4	29 H	Arkansas	9 0	52 A	Cal St. Fullerton	7 0	110 N	Fresno St.	4 0
5 A	Alabama	6 14	29 H	Arkansas	10 11	65 A	Ole Miss	11 0	114 N	Maryland	13 1
5 A	Alabama	1 4	45 N	San Diego St.	2 1	65 A	Ole Miss	6 1	122 A	UC Santa Barbara	11 3
7 A	LSU	3 2	48 H	South Carolina	8 0	65 A	Ole Miss	12 0	122 A	UC Santa Barbara	12 1
7 A	LSU	0 8	48 H	South Carolina	10 2	79 H	Georgia Tech	16 0	151 H	Evansville	4 3
7 A	LSU	6 1	48 H	South Carolina	12 3	79 H	Georgia Tech	8 0	151 H	Evansville	3 1
17 H	Texas A&M	3 11							178 N	San Diego	5 0
17 H	Texas A&M	2 0							189 A	Missouri St.	7 0
									189 A	Missouri St.	12 0
LAST 10 GAMES											
7 A	LSU	3 2	29 H	Arkansas	9 0						
7 A	LSU	0 8	5 A	Alabama	6 14						
7 A	LSU	6 1	5 A	Alabama	9 4						
29 H	Arkansas	10 11	5 A	Alabama	1 4						
29 H	Arkansas	1 4	189 A	Missouri St.	12 0						

Non-Div. I Games:

Missouri

Average RPI Win:	114	WON-LOST RECORD	WINNING PCT. RANK	LAST 10 GAMES	STRENGTH OF SCHEDULE	OPP. STRENGTH OF SCHEDULE	TEAM RPI	ADJ RPI	CONF. RPI	ADJ CONF. RPI					
DIV. I ONLY		40-7-0	.85106	8	10-0-0	54	45	17	.64607	16	6	6			
DIV. I NON-CONF.		24-4-0	.85714	12	1-0-0	35	45	8	.65582	7	6	6			
<hr/>															
TOTALS	RPI 1-25	RPI 26-50		W-L RECORDS		RPI 51-100		RPI 101-150		RPI 150+					
40-7-0	5-3-0	3-2-0		OVERALL		12-2-0		6-0-0		14-0-0					
16-3-0	4-1-0	2-2-0		HOME		5-0-0		3-0-0		2-0-0					
15-1-0	1-1-0	1-0-0		AWAY		5-0-0		0-0-0		8-0-0					
9-3-0	0-1-0	0-0-0		NEUTRAL		2-2-0		3-0-0		4-0-0					
24-4-0	3-2-0	2-0-0		NON-CONFERENCE		7-2-0		4-0-0		8-0-0					
9-0-0	2-0-0	1-0-0		HOME		3-0-0		1-0-0		2-0-0					
6-1-0	1-1-0	1-0-		AWAY		2-0-0		0-0-0		2-0-0					
9-3-0	0-1-0	0-0-0		NEUTRAL		2-2-0		3-0-0		4-0-0					
16-3-0	2-1-0	1-2-0		CONFERENCE		5-0-0		2-0-0		6-0-0					
7-3-0	2-1-0	1-2-0		HOME		2-0-0		2-0-0		0-0-0					
9-0-0	0-0-0	0-0-0		AWAY		3-0-0		0-0-0		6-0-0					
0-0-0	0-0-0	0-0-0		NEUTRAL		0-0-0		0-0-0		0-0-0					
RPI	S	Opponent	Score	RPI	S	Opponent	Score	RPI	S	Opponent	Score				
5	A	Alabama	0 4	30	H	Western Ky.	8 5	56	N	SIU Edwardsville	1 2	122	N	UC Santa Barbara	3 0
7	H	LSU	12 5	30	H	Western Ky.	3 4	60	N	Georgia St.	8 0	130	N	Murray St.	8 6
19	H	La.-Lafayette	7 3	30	H	Western Ky.	2 3	61	N	Utah	1 2	130	N	Murray St.	1 0
19	H	La.-Lafayette	1 2	33	A	UAB	8 2	65	H	Ole Miss	4 2	133	H	Fla. Atlantic	11 0
19	H	La.-Lafayette	8 4	33	H	UAB	3 0	68	H	Central Ark.	11 2	133	H	Fla. Atlantic	6 0
21	N	UCLA	1 2					68	H	Central Ark.	7 4	136	H	Lamar	8 0
23	H	Florida St.	4 0					69	A	Jacksonville	7 0	158	A	La.-Monroe	11 1
25	A	Mississippi St.	3 2					71	A	Long Beach St.	4 1	158	A	La.-Monroe	8 0
								75	A	FIU	11 5	158	A	La.-Monroe	14 0
								75	A	FIU	10 0	171	A	Nicholls St.	7 1
								75	A	FIU	8 5	171	H	Nicholls St.	8 0
								78	N	Delaware	1 0	172	A	Samford	4 0
								83	H	North Texas	12 1	173	N	Seton Hall	8 0
								83	H	North Texas	3 2	182	N	Idaho St.	2 1
												222	H	Jackson St.	10 2
												225	A	Middle Tenn.	8 0
												225	A	Middle Tenn.	9 1
												225	A	Middle Tenn.	13 3
												231	N	Tennessee St.	9 1
												257	N	Mt. St. Mary's	12 2
				LAST 10 GAMES											
				158	A	La.-Monroe	8 0	23	H	Florida St.	4 0				
				158	A	La.-Monroe	11 1	225	A	Middle Tenn.	8 0				
				158	A	La.-Monroe	14 0	225	A	Middle Tenn.	9 1				
				83	H	North Texas	3 2	225	A	Middle Tenn.	13 3				
				83	H	North Texas	12 1	133	H	Fla. Atlantic	11 0				

Non-Div. I Games:

South Ala.

Average RPI Win:		97	WON-LOST RECORD		WINNING PCT. RANK	LAST 10 GAMES		STRENGTH OF SCHEDULE		OPP. STRENGTH OF SCHEDULE	TEAM RPI	ADJ RPI	CONF. RPI	ADJ CONF. RPI			
DIV. I ONLY			35-13-0		.72917	32	4-6-0		15	7	16	.63838	17	1	2		
DIV. I NON-CONF.			29-1-0		.96667	3	3-0-0		128	24	9	.64271	15	2	2		
TOTALS		RPI 1-25		RPI 26-50		W-L RECORDS		RPI 51-100		RPI 101-150		RPI 150+					
35-13-0		5-9-0		6-4-0		OVERALL		8-0-0		12-0-0		4-0-0					
24-4-0		2-4-0		5-0-0		HOME		6-0-0		10-0-0		1-0-0					
4-7-0		2-4-0		0-3-0		AWAY		1-0-0		0-0-0		1-0-0					
7-2-0		1-1-0		1-1-0		NEUTRAL		1-0-0		2-0-0		2-0-0					
29-1-0		2-1-0		3-0-0		NON-CONFERENCE		8-0-0		12-0-0		4-0-0					
19-0-0		0-0-0		2-0-0		HOME		6-0-0		10-0-0		1-0-0					
3-0-0		1-0-0		0-0-		AWAY		1-0-0		0-0-0		1-0-0					
7-1-0		1-1-0		1-0-0		NEUTRAL		1-0-0		2-0-0		2-0-0					
6-12-0		3-8-0		3-4-0		CONFERENCE		0-0-0		0-0-0		0-0-0					
5-4-0		2-4-0		3-0-0		HOME		0-0-0		0-0-0		0-0-0					
1-7-0		1-4-0		0-3-0		AWAY		0-0-0		0-0-0		0-0-0					
0-1-0		0-0-0		0-1-0		NEUTRAL		0-0-0		0-0-0		0-0-0					
RPI	S	Opponent		Score		RPI	S	Opponent		Score		RPI	S	Opponent		Score	
5	H	Alabama		1	4	29	H	Arkansas		7	3	71	N	Long Beach St.		8	0
5	H	Alabama		2	6	29	H	Arkansas		9	1	84	H	Purdue		6	1
5	H	Alabama		3	2	29	H	Arkansas		2	1	84	H	Purdue		5	1
6	A	Tennessee		6	8	35	A	Georgia		1	3	93	A	Sam Houston St.		8	0
6	A	Tennessee		4	5	35	A	Georgia		3	6	93	H	Sam Houston St.		8	3
6	A	Tennessee		6	8	35	A	Georgia		7	12	97	H	Colorado St.		10	2
7	H	LSU		2	10	35	N	Georgia		1	3	97	H	Colorado St.		10	0
7	H	LSU		6	9	38	H	North Carolina		3	1	97	H	Colorado St.		3	1
7	H	LSU		6	2	38	H	North Carolina		1	0						
9	N	Michigan		2	9	44	N	Illinois St.		5	0						
15	A	Missouri		11	3												
15	A	Missouri		0	2												
19	N	La.-Lafayette		6	4												
21	A	UCLA		7	6												
LAST 10 GAMES																	
35	A	Georgia		3	6	7	H	LSU		2	10						
35	A	Georgia		7	12	7	H	LSU		6	9						
35	A	Georgia		1	3	7	H	LSU		6	2						
35	N	Georgia		1	3	136	H	Lamar		12	4						
180	A	Texas St.		14	0	136	H	Lamar		9	0						

Non-Div. I Games:

Texas A&M

Non-Div. I Games:

Tie, Loss, Non-Conf,S Site, H Home, A Away, N Neutral Page 18

[illegible]

Non-Div. I Games:

La.-Lafayette

H
a
w
a
i
i

Hawaii

Hawaii

Average RPI Win:	90	WON-LOST RECORD	WINNING PCT. RANK	LAST 10 GAMES	STRENGTH OF SCHEDULE	OPP. STRENGTH OF SCHEDULE	TEAM RPI	ADJ RPI	CONF. RPI	ADJ CONF. RPI		
DIV. I ONLY		30-15-0	.66667	54	5-5-0	12	13	20	.63008	21	2	1
DIV. I NON-CONF.		23-4-0	.85185	13	0-0-0	44	60	15	.64323	14	1	1

TOTALS	RPI 1-25	RPI 26-50		W-L RECORDS		RPI 51-100		RPI 101-150		RPI 150+		
30-15-0	8-9-0	3-2-0		OVERALL		7-3-0		5-1-0		7-0-0		
7-8-0	3-7-0	0-0-0		HOME		2-1-0		0-0-0		2-0-0		
7-6-0	1-2-0	3-1-0		AWAY		2-2-0		0-1-0		1-0-0		
16-1-0	4-0-0	0-1-0		NEUTRAL		3-0-0		5-0-0		4-0-0		
23-4-0	4-1-0	1-1-0		NON-CONFERENCE		6-1-0		5-1-0		7-0-0		
4-2-0	0-1-0	0-0-0		HOME		2-1-0		0-0-0		2-0-0		
3-1-0	0-0-0	1-0-		AWAY		1-0-0		0-1-0		1-0-0		
16-1-0	4-0-0	0-1-0		NEUTRAL		3-0-0		5-0-0		4-0-0		
7-11-0	4-8-0	2-1-0		CONFERENCE		1-2-0		0-0-0		0-0-0		
3-6-0	3-6-0	0-0-0		HOME		0-0-0		0-0-0		0-0-0		
4-5-0	1-2-0	2-1-0		AWAY		1-2-0		0-0-0		0-0-0		
0-0-0	0-0-0	0-0-0		NEUTRAL		0-0-0		0-0-0		0-0-0		
RPI S	Opponent	Score	RPI S	Opponent	Score	RPI S	Opponent	Score	RPI S	Opponent	Score	
6 N	Tennessee	2 0	28 A	Arizona	6 8	52 H	Cal St. Fullerton	5 11	110 N	Fresno St.	7 1	
7 N	LSU	2 0	28 A	Arizona	13 3	58 H	North Dakota St.	7 1	114 N	Maryland	4 3	
8 H	Washington	4 5	28 A	Arizona	9 1	59 N	San Jose St.	8 4	117 N	UNLV	4 3	
8 H	Washington	0 1	32 N	Virginia Tech	1 2	61 A	Utah	6 4	129 N	New Mexico	14 3	
8 H	Washington	0 6	45 A	San Diego St.	7 0	61 A	Utah	3 8	138 N	Boise St.	5 4	
12 H	California	3 2				61 A	Utah	4 7	142 A	Cal St. Northridge	2 3	
12 H	California	1 5				66 N	Oklahoma St.	5 1	158 N	La.-Monroe	9 1	
12 H	California	6 5				71 A	Long Beach St.	6 3	167 N	Ohio	11 2	
13 H	Arizona St.	4 5				76 H	McNeese St.	5 4	178 A	San Diego	8 0	
13 H	Arizona St.	3 2				89 N	Nevada	13 4	202 N	Seattle	9 0	
13 H	Arizona St.	3 10							236 N	Charleston So.	10 0	
16 N	South Ala.	2 1							239 H	Wright St.	8 0	
17 H	Texas A&M	6 7							239 H	Wright St.	1 0	
18 A	Stanford	0 2										
18 A	Stanford	8 5										
18 A	Stanford	1 5										
20 N	Hawaii	11 1										
LAST 10 GAMES												
28 A	Arizona	9 1	12 H	California	6 5							
28 A	Arizona	13 3	61 A	Utah	3 8							
28 A	Arizona	6 8	61 A	Utah	6 4							
12 H	California	1 5	61 A	Utah	4 7							
12 H	California	3 2	8 H	Washington	0 6							

Average RPI Win: 81		WON-LOST RECORD		WINNING PCT. RANK		LAST 10 GAMES		STRENGTH OF SCHEDULE		OPP. STRENGTH OF SCHEDULE		TEAM RPI		ADJ RPI		CONF. RPI		ADJ CONF. RPI									
DIV. I ONLY		24-19-0		.55814 113		4-6-0		2		20		26		.6222 22		4		4									
DIV. I NON-CONF.		19-8-0		.7037 49		1-0-0		8		18		20		.63399 20		4		4									
TOTALS		RPI 1-25		RPI 26-50		W-L RECORDS		RPI 51-100		RPI 101-150		RPI 150+															
24-19-0		5-9-0		6-6-0		OVERALL		5-3-0		4-0-0		4-1-0															
2-7-0		1-2-0		1-5-0		HOME		0-0-0		0-0-0		0-0-0															
9-7-0		2-6-0		3-1-0		AWAY		3-0-0		1-0-0		0-0-0															
13-5-0		2-1-0		2-0-0		NEUTRAL		2-3-0		3-0-0		4-1-0															
19-8-0		4-4-0		3-0-0		NON-CONFERENCE		4-3-0		4-0-0		4-1-0															
0-0-0		0-0-0		0-0-0		HOME		0-0-0		0-0-0		0-0-0															
7-3-0		2-3-0		1-0-		AWAY		3-0-0		1-0-0		0-0-0															
12-5-0		2-1-0		2-0-0		NEUTRAL		1-3-0		3-0-0		4-1-0															
5-11-0		1-5-0		3-6-0		CONFERENCE		1-0-0		0-0-0		0-0-0															
2-7-0		1-2-0		1-5-0		HOME		0-0-0		0-0-0		0-0-0															
2-4-0		0-3-0		2-1-0		AWAY		0-0-0		0-0-0		0-0-0															
1-0-0		0-0-0		0-0-0		NEUTRAL		1-0-0		0-0-0		0-0-0															
RPI	S	Opponent		Score		RPI	S	Opponent		Score		RPI	S	Opponent		Score											
5	A	Alabama		0	5	27	H	Wisconsin		0	8	51	N	Lipscomb		0	4	114	A	Maryland	9	4					
5	A	Alabama		1	4	27	H	Wisconsin		0	3	52	A	Cal St. Fullerton		7	0	132	N	Winthrop	2	1					
9	A	Michigan		3	5	27	H	Wisconsin		2	1	54	N	Ohio St.		8	0	132	N	Winthrop	7	1					
9	A	Michigan		0	8	34	H	Minnesota		3	7	57	N	Ball St.		5	7	147	N	Dayton	3	0					
9	A	Michigan		6	8	34	H	Minnesota		1	4	66	N	Oklahoma St.		3	1	176	N	Western Ill.	12	4					
10	H	Nebraska		6	2	34	H	Minnesota		1	10	66	N	Oklahoma St.		3	4	180	N	Texas St.	5	4					
10	H	Nebraska		2	3	36	N	Oregon St.		9	3	83	A	North Texas		4	1	194	N	Radford	10	0					
10	H	Nebraska		1	11	42	A	Houston		4	1	85	A	Drake		18	0	199	N	CSU Bakersfield	5	3					
11	A	Louisville		6	2	47	A	Northwestern		12	7																
11	A	Louisville		4	6	47	A	Northwestern		15	14																
14	A	Kentucky		3	1	47	A	Northwestern		3	11																
18	N	Stanford		7	6	50	N	Neb. Omaha		2	1																
19	N	La.-Lafayette		0	11																						
19	N	La.-Lafayette		13	10																						
						LAST 10 GAMES																					
						9	A	Michigan		0	8											47	A	Northwestern		12	7
						9	A	Michigan		6	8											10	H	Nebraska		2	3
						9	A	Michigan		3	5											10	H	Nebraska		1	11
						47	A	Northwestern		3	11											10	H	Nebraska		6	2
						47	A	Northwestern		15	14											85	A	Drake		18	0

Non-Div. I Games:

Iowa

Average RPI Win:		102	WON-LOST RECORD		WINNING PCT. RANK		LAST 10 GAMES		STRENGTH OF SCHEDULE		OPP. STRENGTH OF SCHEDULE		TEAM RPI		ADJ RPI		CONF. RPI		ADJ CONF. RPI	
DIV. I ONLY			37-15-0		.71154 37		8-2-0		27		21		21		.62187 23		5		5	
DIV. I NON-CONF.			21-13-0		.61765 74		0-2-0		7		5		29		.60783 28		5		5	
TOTALS		RPI 1-25		RPI 26-50		W-L RECORDS		RPI 51-100		RPI 101-150		RPI 150+								
37-15-0		0-10-0		12-2-0		OVERALL		10-0-0		7-2-0		8-1-0								
26-8-0		0-4-0		6-2-0		HOME		8-0-0		5-1-0		7-1-0								
10-3-0		0-2-0		6-0-0		AWAY		2-0-0		2-1-0		0-0-0								
1-4-0		0-4-0		0-0-0		NEUTRAL		0-0-0		0-0-0		1-0-0								
21-13-0		0-10-0		4-1-0		NON-CONFERENCE		10-0-0		2-1-0		5-1-0								
18-7-0		0-4-0		4-1-0		HOME		8-0-0		2-1-0		4-1-0								
2-2-0		0-2-0		0-0-		AWAY		2-0-0		0-0-0		0-0-0								
1-4-0		0-4-0		0-0-0		NEUTRAL		0-0-0		0-0-0		1-0-0								
16-2-0		0-0-0		8-1-0		CONFERENCE		0-0-0		5-1-0		3-0-0								
8-1-0		0-0-0		2-1-0		HOME		0-0-0		3-0-0		3-0-0								
8-1-0		0-0-0		6-0-0		AWAY		0-0-0		2-1-0		0-0-0								
0-0-0		0-0-0		0-0-0		NEUTRAL		0-0-0		0-0-0		0-0-0								
RPI	S	Opponent		Score		RPI	S	Opponent		Score		RPI	S	Opponent		Score				
1	N	Oklahoma		0	6	29	H	Arkansas		9	1	64	A	Auburn		6	3			
2	A	Florida		3	7	31	H	Hofstra		9	1	67	H	North Florida		3	1			
2	H	Florida		0	8	31	H	Hofstra		4	0	69	H	Jacksonville		8	0			
7	H	LSU		4	5	32	A	Virginia Tech		4	2	75	H	FIU		7	4			
8	N	Washington		0	2	32	A	Virginia Tech		11	0	75	H	FIU		11	2			
10	N	Nebraska		0	2	32	A	Virginia Tech		4	3	81	A	UCF		10	3			
16	A	South Ala.		0	4	34	H	Minnesota		2	3	87	H	Appalachian St.		8	7			
18	N	Stanford		1	3	34	H	Minnesota		4	3	87	H	Appalachian St.		3	0			
24	H	Tulsa		1	4	38	H	North Carolina		4	5	98	H	Ga. Southern		12	3			
24	H	Tulsa		2	3	38	H	North Carolina		3	1	98	H	Ga. Southern		4	0			
						38	H	North Carolina		9	1									
						40	A	North Carolina St.		11	1									
						40	A	North Carolina St.		4	0									
						40	A	North Carolina St.		2	0									
						LAST 10 GAMES														
						32	A	Virginia Tech		4	3	109	H	Virginia		3	2			
						32	A	Virginia Tech		4	2	109	H	Virginia		10	2			
						32	A	Virginia Tech		11	0	16	A	South Ala.		0	4			
						2	H	Florida		0	8	211	H	Boston College		7	3			
						109	H	Virginia		2	0	211	H	Boston College		10	0			

Non-Div. I Games:

Florida St.

Average RPI Win: 109		WON-LOST RECORD		WINNING PCT. RANK		LAST 10 GAMES		STRENGTH OF SCHEDULE		OPP. STRENGTH OF SCHEDULE		TEAM RPI		ADJ RPI		CONF. RPI		ADJ CONF. RPI					
DIV. I ONLY		33-13-1		.71277 36		4-6-0		39		40		29		.61742 24		10		8					
DIV. I NON-CONF.		20-8-1		.7069 47		0-1-0		41		6		27		.61435 26		8		8					
TOTALS		RPI 1-25		RPI 26-50		W-L RECORDS		RPI 51-100		RPI 101-150		RPI 150+											
33-13-1		3-3-0		5-5-0		OVERALL		9-3-0		9-2-1		7-0-0											
9-3-0		0-1-0		1-2-0		HOME		7-0-0		0-0-0		1-0-0											
12-7-0		3-2-0		1-2-0		AWAY		0-1-0		5-2-0		3-0-0											
12-3-1		0-0-0		3-1-0		NEUTRAL		2-2-0		4-0-1		3-0-0											
20-8-1		3-3-0		3-1-0		NON-CONFERENCE		3-3-0		7-1-1		4-0-0											
2-1-0		0-1-0		0-0-0		HOME		1-0-0		0-0-0		1-0-0											
6-4-0		3-2-0		0-0-		AWAY		0-1-0		3-1-0		0-0-0											
12-3-1		0-0-0		3-1-0		NEUTRAL		2-2-0		4-0-1		3-0-0											
13-5-0		0-0-0		2-4-0		CONFERENCE		6-0-0		2-1-0		3-0-0											
7-2-0		0-0-0		1-2-0		HOME		6-0-0		0-0-0		0-0-0											
6-3-0		0-0-0		1-2-0		AWAY		0-0-0		2-1-0		3-0-0											
0-0-0		0-0-0		0-0-0		NEUTRAL		0-0-0		0-0-0		0-0-0											
RPI	S	Opponent		Score		RPI	S	Opponent		Score		RPI	S	Opponent		Score							
1	H	Oklahoma		1	3	29	N	Arkansas		3	1	55	N	Texas Tech		5	1	115	A	East Carolina	3	1	
3	A	Texas		0	1	29	N	Arkansas		3	14	62	N	Creighton		3	4	115	A	East Carolina	8	0	
3	A	Texas		7	4	31	N	Hofstra		9	6	66	H	Oklahoma St.		5	1	115	A	East Carolina	4	6	
7	A	LSU		0	1	33	H	UAB		7	9	68	A	Central Ark.		0	1	117	A	UNLV	13	1	
23	A	Florida St.		3	2	33	H	UAB		0	1	81	H	UCF		8	1	117	A	UNLV	6	10	
23	A	Florida St.		4	1	33	H	UAB		4	1	81	H	UCF		7	0	136	N	Lamar	11	3	
						38	N	North Carolina		3	1	81	H	UCF		6	2	136	N	Lamar	7	4	
						42	A	Houston		3	4	84	N	Purdue		0	5	136	N	Lamar	2	1	
						42	A	Houston		2	3	84	N	Purdue		4	1	138	N	Boise St.	6	6	
						42	A	Houston		2	0	86	H	Marshall		8	0	138	N	Boise St.	5	2	
												86	H	Marshall		9	6	148	A	Texas-Arlington	5	1	
												86	H	Marshall		6	0	148	A	Texas-Arlington	5	1	
																		181	A	Memphis	9	2	
																		181	A	Memphis	4	2	
																		181	A	Memphis	8	0	
																		227	N	Hampton	3	0	
																		234	N	Utah St.	3	0	
																		234	N	Utah St.	8	0	
																		235	H	Indiana St.	8	1	
						LAST 10 GAMES																	
						42	A	Houston		2	0	33	H	UAB		7	9						
						42	A	Houston		3	4	115	A	East Carolina		4	6						
						42	A	Houston		2	3	115	A	East Carolina		8	0						
						33	H	UAB		0	1	115	A	East Carolina		3	1						
						33	H	UAB		4	1	1	H	Oklahoma		1	3						

Non-Div. I Games:

Tulsa

Average RPI Win: 110		WON-LOST	WINNING	LAST 10	STRENGTH OF		OPP. STRENGTH	TEAM	ADJ	CONF.	ADJ CONF.
Average RPI Loss: 35		RECORD	PCT. RANK	GAMES	SCHEDULE		OF SCHEDULE	RPI	RPI	RPI	RPI
DIV. I ONLY		29-16-0	.64444	62	1-1-0		9	24	23	.61667	25
DIV. I NON-CONF.		22-5-0	.81481	21	1-0-0		60	96	22	.61751	23
TOTALS		RPI 1-25	RPI 26-50		W-L RECORDS		RPI 51-100		RPI 101-150		RPI 150+
29-16-0		3-11-0	3-1-0		OVERALL		9-3-0		5-0-0		10-1-0
13-6-0		1-3-0	1-0-0		HOME		6-3-0		2-0-0		3-0-0
7-9-0		2-8-0	0-1-0		AWAY		0-0-0		2-0-0		3-0-0
10-1-0		0-0-0	2-0-0		NEUTRAL		3-0-0		1-0-0		4-1-0
22-5-0		0-2-0	3-1-0		NON-CONFERENCE		5-1-0		5-0-0		10-1-0
8-2-0		0-1-0	1-0-0		HOME		2-1-0		2-0-0		3-0-0
5-2-0		0-1-0	0-0-		AWAY		0-0-0		2-0-0		3-0-0
10-1-0		0-0-0	2-0-0		NEUTRAL		3-0-0		1-0-0		4-1-0
7-11-0		3-9-0	0-0-0		CONFERENCE		4-2-0		0-0-0		0-0-0
5-4-0		1-2-0	0-0-0		HOME		4-2-0		0-0-0		0-0-0
2-7-0		2-7-0	0-0-0		AWAY		0-0-0		0-0-0		0-0-0
0-0-0		0-0-0	0-0-0		NEUTRAL		0-0-0		0-0-0		0-0-0
RPI S	Opponent	Score	RPI S	Opponent	Score	RPI S	Opponent	Score	RPI S	Opponent	Score
2 A	Florida	6 5	30 H	Western Ky.	1 0	51 H	Lipscomb	4 3	107 A	Col. of Charleston	8 0
2 A	Florida	2 4	31 N	Hofstra	9 1	56 N	SIU Edwardsville	1 0	107 A	Col. of Charleston	12 1
2 A	Florida	1 9	33 A	UAB	1 2	60 H	Georgia St.	9 1	114 N	Maryland	4 3
5 A	Alabama	3 2	33 N	UAB	3 2	64 H	Auburn	3 8	127 H	Troy	5 2
5 A	Alabama	8 9				64 H	Auburn	5 7	130 H	Murray St.	4 1
5 A	Alabama	3 11				64 H	Auburn	4 3	154 A	Jacksonville St.	7 2
7 H	LSU	2 1				65 H	Ole Miss	8 0	172 A	Samford	13 1
7 H	LSU	0 1				65 H	Ole Miss	6 5	174 N	Wichita St.	4 0
7 H	LSU	2 9				65 H	Ole Miss	5 1	181 H	Memphis	8 1
14 A	Kentucky	2 3				73 N	Syracuse	4 1	192 N	LIU Brooklyn	2 0
14 A	Kentucky	4 5				80 H	Northwestern St.	5 10	212 N	Belmont	3 4
14 A	Kentucky	0 7				91 N	Fordham	8 0	222 H	Jackson St.	2 0
16 H	South Ala.	2 3							225 N	Middle Tenn.	8 1
19 A	La.-Lafayette	1 9							230 N	Southeast Mo. St.	8 4
									231 H	Tennessee St.	8 0
									236 A	Charleston So.	12 4
LAST 10 GAMES											
225 N	Middle Tenn.	8 1	65 H	Ole Miss	8 0						
5 A	Alabama	8 9	65 H	Ole Miss	6 5						
5 A	Alabama	3 11	65 H	Ole Miss	5 1						
5 A	Alabama	3 2	2 A	Florida	6 5						
172 A	Samford	13 1	2 A	Florida	2 4						

Non-Div. I Games:

Mississippi St.

Average RPI Win:		118	WON-LOST		WINNING		LAST 10		STRENGTH OF		OPP. STRENGTH		TEAM		ADJ		CONF.		ADJ CONF.				
Average RPI Loss:		27	RECORD		PCT. RANK		GAMES		SCHEDULE		OF SCHEDULE		RPI		RPI		RPI		RPI				
DIV. I ONLY			34-11-0		.75556		25		6-4-0		57		27		27		.61306		26				
DIV. I NON-CONF.			28-6-0		.82353		20		2-1-0		146		35		30		.60234		31				
TOTALS		RPI 1-25		RPI 26-50		W-L RECORDS		RPI 51-100		RPI 101-150		RPI 150+											
34-11-0		2-7-0		1-2-0		OVERALL		17-2-0		3-0-0		11-0-0											
19-3-0		0-1-0		1-1-0		HOME		11-1-0		0-0-0		7-0-0											
6-6-0		2-5-0		0-0-0		AWAY		1-1-0		1-0-0		2-0-0											
9-2-0		0-1-0		0-1-0		NEUTRAL		5-0-0		2-0-0		2-0-0											
28-6-0		2-2-0		1-2-0		NON-CONFERENCE		11-2-0		3-0-0		11-0-0											
13-2-0		0-0-0		1-1-0		HOME		5-1-0		0-0-0		7-0-0											
6-2-0		2-1-0		0-0-		AWAY		1-1-0		1-0-0		2-0-0											
9-2-0		0-1-0		0-1-0		NEUTRAL		5-0-0		2-0-0		2-0-0											
6-5-0		0-5-0		0-0-0		CONFERENCE		6-0-0		0-0-0		0-0-0											
6-1-0		0-1-0		0-0-0		HOME		6-0-0		0-0-0		0-0-0											
0-4-0		0-4-0		0-0-0		AWAY		0-0-0		0-0-0		0-0-0											
0-0-0		0-0-0		0-0-0		NEUTRAL		0-0-0		0-0-0		0-0-0											
RPI	S	Opponent		Score		RPI	S	Opponent		Score		RPI	S	Opponent		Score		RPI	S	Opponent		Score	
1	A	Oklahoma		3	9	38	N	North Carolina		0	3	61	N	Utah		5	2	115	N	East Carolina		5	2
1	A	Oklahoma		3	8	44	H	Illinois St.		5	0	66	H	Oklahoma St.		1	0	148	A	Texas-Arlington		5	2
1	A	Oklahoma		0	8	44	H	Illinois St.		0	8	66	H	Oklahoma St.		5	2	148	N	Texas-Arlington		3	0
3	A	Texas		1	5							66	H	Oklahoma St.		2	0	159	H	Northern Ill.		1	0
3	H	Texas		0	4							73	N	Syracuse		5	0	159	H	Northern Ill.		4	1
12	N	California		0	3							74	H	Pacific		3	0	177	N	Binghamton		6	1
13	A	Arizona St.		6	2							74	H	Pacific		10	1	180	A	Texas St.		7	3
20	A	Hawaii		5	3							83	A	North Texas		2	1	180	A	Texas St.		10	2
20	A	Hawaii		1	5							83	A	North Texas		3	5	186	H	Southern Miss.		3	0
												83	N	North Texas		9	3	186	H	Southern Miss.		2	1
												83	N	North Texas		8	3	219	H	Northern Colo.		8	1
												84	H	Purdue		1	0	233	H	A&M-Corpus Christi		7	0
												84	H	Purdue		4	0	233	H	A&M-Corpus Christi		4	1
												84	H	Purdue		8	0	255	N	North Dakota		20	4
												93	H	Sam Houston St.		0	2						
												93	N	Sam Houston St.		2	0						
												99	H	Iowa St.		7	5						
												99	H	Iowa St.		4	3						
												99	H	Iowa St.		13	0						
LAST 10 GAMES																							
83	A	North Texas		3	5	180	A	Texas St.		7	3												
83	A	North Texas		2	1	1	A	Oklahoma		0	8												
66	H	Oklahoma St.		5	2	1	A	Oklahoma		3	9												
66	H	Oklahoma St.		1	0	1	A	Oklahoma		3	8												
66	H	Oklahoma St.		2	0	99	H	Iowa St.		7	5												

Non-Div. I Games:

Baylor

Average RPI Win:		107	WON-LOST RECORD		WINNING PCT. RANK		LAST 10 GAMES		STRENGTH OF SCHEDULE		OPP. STRENGTH OF SCHEDULE		TEAM RPI		ADJ RPI		CONF. RPI		ADJ CONF. RPI																
DIV. I ONLY			33-9-0		.78571		18		6-4-0		64		34		25		.61289		27		4		4												
DIV. I NON-CONF.			23-4-0		.85185		13		1-1-0		130		93		28		.60425		29		4		4												
TOTALS		RPI 1-25		RPI 26-50				W-L RECORDS				RPI 51-100				RPI 101-150				RPI 150+															
33-9-0		4-4-0		4-2-0				OVERALL				13-1-0				2-0-0				10-2-0															
4-1-0		0-0-0		0-0-0				HOME				3-0-0				0-0-0				1-1-0															
10-6-0		3-3-0		1-2-0				AWAY				4-1-0				1-0-0				1-0-0															
19-2-0		1-1-0		3-0-0				NEUTRAL				6-0-0				1-0-0				8-1-0															
23-4-0		1-1-0		3-0-0				NON-CONFERENCE				7-1-0				2-0-0				10-2-0															
1-1-0		0-0-0		0-0-0				HOME				0-0-0				0-0-0				1-1-0															
3-1-0		0-0-0		0-0-				AWAY				1-1-0				1-0-0				1-0-0															
19-2-0		1-1-0		3-0-0				NEUTRAL				6-0-0				1-0-0				8-1-0															
10-5-0		3-3-0		1-2-0				CONFERENCE				6-0-0				0-0-0				0-0-0															
3-0-0		0-0-0		0-0-0				HOME				3-0-0				0-0-0				0-0-0															
7-5-0		3-3-0		1-2-0				AWAY				3-0-0				0-0-0				0-0-0															
0-0-0		0-0-0		0-0-0				NEUTRAL				0-0-0				0-0-0				0-0-0															
RPI	S	Opponent		Score		RPI	S	Opponent		Score		RPI	S	Opponent		Score		RPI	S	Opponent		Score													
10	A	Nebraska		5	2	34	A	Minnesota		10	0	52	A	Cal St. Fullerton		4	6	102	A	Southern Ill.		7	3												
10	A	Nebraska		0	4	34	A	Minnesota		1	2	52	A	Cal St. Fullerton		1	0	144	N	Ill.-Chicago		2	1												
10	A	Nebraska		2	11	34	A	Minnesota		0	8	54	H	Ohio St.		4	2	170	A	Charlotte		12	3												
12	N	California		3	5	38	N	North Carolina		4	2	54	H	Ohio St.		7	6	183	N	Boston U.		11	3												
18	N	Stanford		4	0	49	N	Notre Dame		1	0	54	H	Ohio St.		3	1	183	N	Boston U.		9	1												
22	A	Iowa		3	0	49	N	Notre Dame		6	5	57	N	Ball St.		8	7	183	N	Boston U.		5	1												
22	A	Iowa		1	2							90	A	Illinois		5	2	199	N	CSU Bakersfield		11	4												
22	A	Iowa		8	0							90	A	Illinois		8	1	212	N	Belmont		7	0												
												90	A	Illinois		5	1	214	N	Presbyterian		8	0												
												94	N	Eastern Ky.		5	1	214	N	Presbyterian		3	5												
												98	N	Ga. Southern		6	4	216	N	Eastern Mich.		7	2												
												98	N	Ga. Southern		4	0	216	N	Eastern Mich.		9	0												
												98	N	Ga. Southern		3	0	229	H	Green Bay		1	2												
												100	N	Cal Poly		2	1	229	H	Green Bay		4	3												
LAST 10 GAMES																																			
54 H Ohio St.						4						2						10 A Nebraska						2						11					
54 H Ohio St.						3						1						10 A Nebraska						5						2					
54 H Ohio St.						7						6						10 A Nebraska						0						4					
229 H Green Bay						4						3						34 A Minnesota						0						8					
229 H Green Bay						1						2						34 A Minnesota						10						0					

Non-Div. I Games:

Wisconsin

Average RPI Win: 108		WON-LOST RECORD		WINNING PCT. RANK		LAST 10 GAMES		STRENGTH OF SCHEDULE		OPP. STRENGTH OF SCHEDULE		TEAM RPI		ADJ RPI		CONF. RPI		ADJ CONF. RPI	
DIV. I ONLY		28-19-0		.59574 90		4-6-0		5		16		28		.61007 28		2		1	
DIV. I NON-CONF.		23-9-0		.71875 44		3-1-0		21		41		25		.61562 25		1		1	
TOTALS		RPI 1-25		RPI 26-50		W-L RECORDS		RPI 51-100		RPI 101-150		RPI 150+							
28-19-0		4-14-0		3-1-0		OVERALL		7-3-0		8-1-0		6-0-0							
18-6-0		4-6-0		0-0-0		HOME		2-0-0		7-0-0		5-0-0							
3-5-0		0-3-0		0-0-0		AWAY		3-2-0		0-0-0		0-0-0							
7-8-0		0-5-0		3-1-0		NEUTRAL		2-1-0		1-1-0		1-0-0							
23-9-0		1-5-0		3-1-0		NON-CONFERENCE		5-2-0		8-1-0		6-0-0							
15-0-0		1-0-0		0-0-0		HOME		2-0-0		7-0-0		5-0-0							
1-1-0		0-0-0		0-0-		AWAY		1-1-0		0-0-0		0-0-0							
7-8-0		0-5-0		3-1-0		NEUTRAL		2-1-0		1-1-0		1-0-0							
5-10-0		3-9-0		0-0-0		CONFERENCE		2-1-0		0-0-0		0-0-0							
3-6-0		3-6-0		0-0-0		HOME		0-0-0		0-0-0		0-0-0							
2-4-0		0-3-0		0-0-0		AWAY		2-1-0		0-0-0		0-0-0							
0-0-0		0-0-0		0-0-0		NEUTRAL		0-0-0		0-0-0		0-0-0							
RPI	S	Opponent		Score		RPI	S	Opponent		Score		RPI	S	Opponent		Score			
1	N	Oklahoma		0	4	32	N	Virginia Tech		2	9	54	N	Ohio St.		0	6		
1	N	Oklahoma		0	5	45	N	San Diego St.		3	2	61	A	Utah		6	4		
2	N	Florida		3	14	47	N	Northwestern		4	3	61	A	Utah		4	8		
4	A	Oregon		0	8	49	N	Notre Dame		2	0	61	A	Utah		6	5		
4	A	Oregon		0	9							71	N	Long Beach St.		4	3		
4	A	Oregon		3	5							82	A	New Mexico St.		2	3		
7	N	LSU		0	3							82	A	New Mexico St.		8	1		
8	H	Washington		3	8							84	H	Purdue		5	4		
8	H	Washington		7	4							85	H	Drake		5	3		
8	H	Washington		1	7							100	N	Cal Poly		10	3		
9	N	Michigan		1	9														
10	H	Nebraska		1	0														
12	H	California		2	6														
12	H	California		1	5														
12	H	California		7	3														
21	H	UCLA		1	9														
21	H	UCLA		8	6														
21	H	UCLA		3	13														
LAST 10 GAMES																			
21	H	UCLA		1	9	4	A	Oregon		3	5								
21	H	UCLA		3	13	82	A	New Mexico St.		2	3								
21	H	UCLA		8	6	82	A	New Mexico St.		8	1								
4	A	Oregon		0	9	122	H	UC Santa Barbara		9	0								
4	A	Oregon		0	8	122	H	UC Santa Barbara		12	2								

Non-Div. I Games:

Arizona

Average RPI Win: 123		WON-LOST	WINNING	LAST 10	STRENGTH OF		OPP. STRENGTH	TEAM	ADJ		CONF.	ADJ CONF.
Average RPI Loss: 37		RECORD	PCT. RANK	GAMES	SCHEDULE		OF SCHEDULE	RPI	RPI		RPI	RPI
DIV. I ONLY		30-17-0	.6383	66	6		43	24	.60815		29	1
DIV. I NON-CONF.		22-7-0	.75862	31	103		177	40	.57775		41	2
TOTALS		RPI 1-25	RPI 26-50		W-L RECORDS		RPI 51-100		RPI 101-150		RPI 150+	
30-17-0		6-12-0	3-2-0		OVERALL		2-0-0		6-1-0		13-2-0	
18-6-0		3-3-0	3-0-0		HOME		0-0-0		6-1-0		6-2-0	
6-8-0		2-8-0	0-0-0		AWAY		0-0-0		0-0-0		4-0-0	
6-3-0		1-1-0	0-2-0		NEUTRAL		2-0-0		0-0-0		3-0-0	
22-7-0		1-2-0	0-2-0		NON-CONFERENCE		2-0-0		6-1-0		13-2-0	
12-3-0		0-0-0	0-0-0		HOME		0-0-0		6-1-0		6-2-0	
4-1-0		0-1-0	0-0-		AWAY		0-0-0		0-0-0		4-0-0	
6-3-0		1-1-0	0-2-0		NEUTRAL		2-0-0		0-0-0		3-0-0	
8-10-0		5-10-0	3-0-0		CONFERENCE		0-0-0		0-0-0		0-0-0	
6-3-0		3-3-0	3-0-0		HOME		0-0-0		0-0-0		0-0-0	
2-7-0		2-7-0	0-0-0		AWAY		0-0-0		0-0-0		0-0-0	
0-0-0		0-0-0	0-0-0		NEUTRAL		0-0-0		0-0-0		0-0-0	
RPI S	Opponent	Score	RPI S	Opponent	Score	RPI S	Opponent	Score	RPI S	Opponent	Score	
2 A	Florida	0 1	31 N	Hofstra	4 6	61 N	Utah	5 1	113 H	Utah Valley	1 3	
2 A	Florida	2 5	31 N	Hofstra	1 8	97 N	Colorado St.	5 4	113 H	Utah Valley	5 0	
2 A	Florida	0 8	35 H	Georgia	5 3				113 H	Utah Valley	3 0	
7 H	LSU	4 5	35 H	Georgia	8 1				125 H	Saint Louis	8 0	
7 H	LSU	4 3	35 H	Georgia	5 2				125 H	Saint Louis	8 0	
7 H	LSU	2 8							130 H	Murray St.	8 0	
14 H	Kentucky	4 0							137 H	Stephen F. Austin	9 2	
14 H	Kentucky	3 5							152 H	UMKC	9 1	
14 H	Kentucky	4 1							154 H	Jacksonville St.	3 2	
15 A	Missouri	4 1							154 H	Jacksonville St.	4 5	
15 A	Missouri	11 10							156 N	Loyola Marymount	8 3	
15 A	Missouri	0 9							158 H	La.-Monroe	6 7	
17 A	Texas A&M	1 2							158 H	La.-Monroe	14 3	
17 A	Texas A&M	1 9							160 H	UNI	8 0	
17 A	Texas A&M	3 7							160 H	UNI	17 1	
23 A	Florida St.	1 9							222 A	Jackson St.	8 0	
24 N	Tulsa	14 3							222 A	Jackson St.	8 2	
24 N	Tulsa	1 3							223 N	Southern Utah	3 2	
									239 H	Wright St.	11 3	
									245 A	Savannah St.	10 0	
									245 A	Savannah St.	14 1	
									267 N	Weber St.	10 2	
LAST 10 GAMES												
14 H	Kentucky	3 5	15 A	Missouri	0 9							
14 H	Kentucky	4 0	7 H	LSU	4 5							
14 H	Kentucky	4 1	7 H	LSU	4 3							
15 A	Missouri	11 10	7 H	LSU	2 8							
15 A	Missouri	4 1	35 H	Georgia	8 1							

Non-Div. I Games:

Arkansas

Average RPI Win:		124	WON-LOST RECORD		WINNING PCT. RANK		LAST 10 GAMES		STRENGTH OF SCHEDULE		OPP. STRENGTH OF SCHEDULE		TEAM RPI		ADJ RPI		CONF. RPI		ADJ CONF. RPI					
DIV. I ONLY			31-13-0		.70455		40		10-0-0		31		60		30		.60515		30		6		6	
DIV. I NON-CONF.			16-10-0		.61538		75		4-0-0		19		64		36		.58423		36		6		6	
TOTALS		RPI 1-25		RPI 26-50		W-L RECORDS		RPI 51-100		RPI 101-150		RPI 150+												
31-13-0		4-9-0		0-0-0		OVERALL		5-2-0		11-2-0		11-0-0												
16-3-0		0-0-0		0-0-0		HOME		2-1-0		5-2-0		9-0-0												
10-9-0		4-9-0		0-0-0		AWAY		2-0-0		3-0-0		1-0-0												
5-1-0		0-0-0		0-0-0		NEUTRAL		1-1-0		3-0-0		1-0-0												
16-10-0		0-7-0		0-0-0		NON-CONFERENCE		4-1-0		5-2-0		7-0-0												
9-2-0		0-0-0		0-0-0		HOME		1-0-0		2-2-0		6-0-0												
2-7-0		0-7-0		0-0-		AWAY		2-0-0		0-0-0		0-0-0												
5-1-0		0-0-0		0-0-0		NEUTRAL		1-1-0		3-0-0		1-0-0												
15-3-0		4-2-0		0-0-0		CONFERENCE		1-1-0		6-0-0		4-0-0												
7-1-0		0-0-0		0-0-0		HOME		1-1-0		3-0-0		3-0-0												
8-2-0		4-2-0		0-0-0		AWAY		0-0-0		3-0-0		1-0-0												
0-0-0		0-0-0		0-0-0		NEUTRAL		0-0-0		0-0-0		0-0-0												
RPI	S	Opponent		Score		RPI	S	Opponent		Score		RPI	S	Opponent		Score								
3	A	Texas		0 4								116	N	Campbell		8 1								
3	A	Texas		1 3								116	N	Campbell		8 5								
11	A	Louisville		2 7								121	H	Pittsburgh		4 6								
14	A	Kentucky		1 7								127	A	Troy		3 0								
16	A	South Ala.		5 8								127	A	Troy		9 1								
16	A	South Ala.		3 2								127	A	Troy		3 2								
16	A	South Ala.		4 3								128	H	Bowling Green		6 8								
19	A	La.-Lafayette		0 10								128	H	Bowling Green		3 1								
19	A	La.-Lafayette		3 2								130	N	Murray St.		9 1								
19	A	La.-Lafayette		12 2								133	H	Fla. Atlantic		8 0								
20	A	Hawaii		0 3								133	H	Fla. Atlantic		2 1								
20	A	Hawaii		1 5								133	H	Fla. Atlantic		3 0								
25	A	Mississippi St.		0 1								147	H	Dayton		7 2								
												158	H	La.-Monroe		11 3								
												158	H	La.-Monroe		8 3								
												158	H	La.-Monroe		16 0								
												166	H	Western Mich.		5 2								
												172	H	Samford		8 0								
												172	H	Samford		10 0								
												181	N	Memphis		7 2								
												193	H	Valparaiso		3 0								
												212	H	Belmont		4 0								
												225	A	Middle Tenn.		6 1								
												230	H	Southeast Mo. St.		10 3								
														</										

Non-Div. I Games:

Western Ky.

H
o
f
f
s
t
r
aH
o
f
f
s
t
r
a

Hofstra

Average RPI Win:	104	WON-LOST RECORD	WINNING PCT. RANK	LAST 10 GAMES	STRENGTH OF SCHEDULE	OPP. STRENGTH OF SCHEDULE	TEAM RPI	ADJ RPI	CONF. RPI	ADJ CONF. RPI		
DIV. I ONLY		27-15-0	.64286	65	4-6-0	29	51	35	.60332	32	5	5
DIV. I NON-CONF.		21-7-0	.75	34	1-3-0	11	78	16	.63666	17	5	5
<hr/>												
TOTALS	RPI 1-25	RPI 26-50		W-L RECORDS		RPI 51-100		RPI 101-150		RPI 150+		
27-15-0	2-4-0	3-5-0		OVERALL		8-5-0		6-1-0		8-0-0		
4-8-0	0-3-0	0-2-0		HOME		2-3-0		2-0-0		0-0-0		
9-4-0	0-0-0	2-3-0		AWAY		2-1-0		1-0-0		4-0-0		
14-3-0	2-1-0	1-0-0		NEUTRAL		4-1-0		3-1-0		4-0-0		
21-7-0	2-1-0	2-1-0		NON-CONFERENCE		6-4-0		6-1-0		5-0-0		
2-2-0	0-0-0	0-0-0		HOME		0-2-0		2-0-0		0-0-0		
5-2-0	0-0-0	1-0-		AWAY		2-1-0		1-0-0		1-0-0		
14-3-0	2-1-0	1-0-0		NEUTRAL		4-1-0		3-1-0		4-0-0		
6-8-0	0-3-0	1-4-0		CONFERENCE		2-1-0		0-0-0		3-0-0		
2-6-0	0-3-0	0-2-0		HOME		2-1-0		0-0-0		0-0-0		
4-2-0	0-0-0	1-2-0		AWAY		0-0-0		0-0-0		3-0-0		
0-0-0	0-0-0	0-0-0		NEUTRAL		0-0-0		0-0-0		0-0-0		
RPI S	Opponent	Score	RPI S	Opponent	Score	RPI S	Opponent	Score	RPI S	Opponent	Score	
9 N	Michigan	3 2	28 N	Arizona	9 2	52 A	Cal St. Fullerton	3 7	102 N	Southern Ill.	9 0	
13 N	Arizona St.	0 11	37 A	James Madison	1 2	52 N	Cal St. Fullerton	3 2	102 N	Southern Ill.	4 2	
21 N	UCLA	2 1	37 A	James Madison	5 2	53 A	Kennesaw St.	4 3	104 H	UNC Greensboro	8 1	
23 H	Florida St.	3 4	38 A	North Carolina	2 3	67 N	North Florida	3 1	104 H	UNC Greensboro	10 9	
23 H	Florida St.	0 11	38 A	North Carolina	7 6	67 N	North Florida	5 3	112 N	Chattanooga	7 5	
23 H	Florida St.	2 4	38 A	North Carolina	1 5	71 A	Long Beach St.	6 1	117 N	UNLV	1 3	
			40 H	North Carolina St.	2 9	74 N	Pacific	5 1	127 A	Troy	10 3	
			40 H	North Carolina St.	2 10	77 H	Longwood	4 5	151 N	Evansville	10 2	
						77 H	Longwood	5 6	151 N	Evansville	3 2	
						79 H	Georgia Tech	10 2	154 N	Jacksonville St.	5 1	
						79 H	Georgia Tech	7 2	192 N	LIU Brooklyn	9 1	
						79 H	Georgia Tech	4 10	197 A	Elon	2 1	
						91 N	Fordham	0 2	211 A	Boston College	11 3	
									211 A	Boston College	5 4	
									211 A	Boston College	4 1	
LAST 10 GAMES												
23 H	Florida St.	3 4	211 A	Boston College	11 3							
23 H	Florida St.	2 4	211 A	Boston College	4 1							
23 H	Florida St.	0 11	211 A	Boston College	5 4							
77 H	Longwood	5 6	37 A	James Madison	5 2							
77 H	Longwood	4 5	37 A	James Madison	1 2							

Non-Div. I Games:

Virginia Tech

UAB

Average RPI Win: 134		WON-LOST RECORD		WINNING PCT. RANK		LAST 10 GAMES		STRENGTH OF SCHEDULE		OPP. STRENGTH OF SCHEDULE		TEAM RPI		ADJ RPI		CONF. RPI		ADJ CONF. RPI					
DIV. I ONLY		29-11-0		.725 33		6-4-0		69		44		34		.60094 33		10		8					
DIV. I NON-CONF.		13-9-0		.59091 86		1-3-0		6		15		32		.60292 30		8		8					
TOTALS		RPI 1-25		RPI 26-50		W-L RECORDS		RPI 51-100		RPI 101-150		RPI 150+											
29-11-0		4-8-0		0-0-0		OVERALL		8-1-0		4-2-0		13-0-0											
12-3-0		1-2-0		0-0-0		HOME		2-0-0		2-1-0		7-0-0											
10-5-0		2-4-0		0-0-0		AWAY		3-0-0		0-1-0		5-0-0											
7-3-0		1-2-0		0-0-0		NEUTRAL		3-1-0		2-0-0		1-0-0											
13-9-0		2-7-0		0-0-0		NON-CONFERENCE		5-1-0		2-1-0		4-0-0											
4-2-0		1-2-0		0-0-0		HOME		2-0-0		0-0-0		1-0-0											
2-4-0		0-3-0		0-0-		AWAY		0-0-0		0-1-0		2-0-0											
7-3-0		1-2-0		0-0-0		NEUTRAL		3-1-0		2-0-0		1-0-0											
16-2-0		2-1-0		0-0-0		CONFERENCE		3-0-0		2-1-0		9-0-0											
8-1-0		0-0-0		0-0-0		HOME		0-0-0		2-1-0		6-0-0											
8-1-0		2-1-0		0-0-0		AWAY		3-0-0		0-0-0		3-0-0											
0-0-0		0-0-0		0-0-0		NEUTRAL		0-0-0		0-0-0		0-0-0											
RPI	S	Opponent		Score		RPI	S	Opponent		Score		RPI	S	Opponent		Score							
5	A	Alabama		0	11			51	H	Lipscomb		1	0	115	H	East Carolina		2	1				
5	H	Alabama		4	8			51	H	Lipscomb		8	1	115	H	East Carolina		2	4				
8	N	Washington		4	3			56	N	SIU Edwardsville		7	6	115	H	East Carolina		7	4				
8	N	Washington		4	8			65	N	Ole Miss		5	3	127	A	Troy		1	2				
16	A	South Ala.		0	3			81	A	UCF		5	1	130	N	Murray St.		2	0				
16	H	South Ala.		2	8			81	A	UCF		8	2	146	N	St. Mary's (CA)		5	0				
20	A	Hawaii		2	7			81	A	UCF		4	0	171	H	Nicholls St.		4	1				
24	A	Tulsa		1	0			88	N	UT Martin		0	2	181	A	Memphis		11	1				
24	A	Tulsa		9	7			94	N	Eastern Ky.		6	1	181	A	Memphis		7	5				
24	A	Tulsa		1	4									181	A	Memphis		6	4				
25	H	Mississippi St.		2	1									186	H	Southern Miss.		2	0				
25	N	Mississippi St.		2	3									186	H	Southern Miss.		1	0				
														186	H	Southern Miss.		6	0				
														228	N	IUPUI		3	0				
														238	H	UTEP		4	1				
														238	H	UTEP		5	1				
														238	H	UTEP		7	2				
														262	A	Alabama St.		4	0				
														262	A	Alabama St.		11	1				
						LAST 10 GAMES																	
				238	H	UTEP		4	1	24	A	Tulsa		1	4								
				238	H	UTEP		7	2	24	A	Tulsa		9	7								
				238	H	UTEP		5	1	5	A	Alabama		0	11								
				127	A	Troy		1	2	25	N	Mississippi St.		2	3								
				24	A	Tulsa		1	0	51	H	Lipscomb		8	1								

Non-Div. I Games:

UAB

Average RPI Win:	101	WON-LOST RECORD	WINNING PCT. RANK	LAST 10 GAMES	STRENGTH OF SCHEDULE	OPP. STRENGTH OF SCHEDULE	TEAM RPI	ADJ RPI	CONF. RPI	ADJ CONF. RPI		
DIV. I ONLY		26-15-0	.63415	70	6-4-0	30	19	33	.5988	34	4	4
DIV. I NON-CONF.		17-10-0	.62963	70	0-0-0	47	34	42	.58132	37	4	4
<hr/>												
TOTALS	RPI 1-25	RPI 26-50		W-L RECORDS		RPI 51-100		RPI 101-150		RPI 150+		
26-15-0	4-7-0	5-6-0		OVERALL		8-1-0		3-1-0		6-0-0		
2-1-0	0-0-0	2-1-0		HOME		0-0-0		0-0-0		0-0-0		
12-8-0	4-6-0	2-2-0		AWAY		4-0-0		1-0-0		1-0-0		
12-6-0	0-1-0	1-3-0		NEUTRAL		4-1-0		2-1-0		5-0-0		
17-10-0	1-5-0	2-3-0		NON-CONFERENCE		5-1-0		3-1-0		6-0-0		
0-0-0	0-0-0	0-0-0		HOME		0-0-0		0-0-0		0-0-0		
5-4-0	1-4-0	1-0-		AWAY		1-0-0		1-0-0		1-0-0		
12-6-0	0-1-0	1-3-0		NEUTRAL		4-1-0		2-1-0		5-0-0		
9-5-0	3-2-0	3-3-0		CONFERENCE		3-0-0		0-0-0		0-0-0		
2-1-0	0-0-0	2-1-0		HOME		0-0-0		0-0-0		0-0-0		
7-4-0	3-2-0	1-2-0		AWAY		3-0-0		0-0-0		0-0-0		
0-0-0	0-0-0	0-0-0		NEUTRAL		0-0-0		0-0-0		0-0-0		
RPI S	Opponent	Score	RPI S	Opponent	Score	RPI S	Opponent	Score	RPI S	Opponent	Score	
10 A	Nebraska	0 4	27 H	Wisconsin	0 10	55 N	Texas Tech	3 5	117 A	UNLV	4 0	
10 A	Nebraska	2 3	27 H	Wisconsin	2 1	64 A	Auburn	4 3	131 N	Albany (NY)	4 2	
11 N	Louisville	8 16	27 H	Wisconsin	8 0	74 N	Pacific	1 0	131 N	Albany (NY)	1 0	
13 A	Arizona St.	0 8	43 N	DePaul	0 1	74 N	Pacific	4 2	134 N	Villanova	4 5	
18 A	Stanford	7 9	44 N	Illinois St.	1 5	90 A	Illinois	5 1	160 N	UNI	5 0	
18 A	Stanford	1 2	44 N	Illinois St.	1 3	90 A	Illinois	9 3	160 N	UNI	3 1	
22 A	Iowa	10 1	46 A	FGCU	3 0	90 A	Illinois	2 0	225 N	Middle Tenn.	8 0	
22 A	Iowa	4 1	46 N	FGCU	4 1	98 N	Ga. Southern	7 1	232 N	Gardner-Webb	6 4	
22 A	Iowa	7 3	47 A	Northwestern	2 4	98 N	Ga. Southern	5 0	244 A	Florida A&M	10 0	
23 A	Florida St.	3 2	47 A	Northwestern	14 9				268 N	St. Bonaventure	7 4	
23 A	Florida St.	3 4	47 A	Northwestern	2 6							
<hr/>												
LAST 10 GAMES												
10 A	Nebraska	2 3	27 H	Wisconsin	8 0							
10 A	Nebraska	0 4	27 H	Wisconsin	0 10							
90 A	Illinois	9 3	27 H	Wisconsin	2 1							
90 A	Illinois	5 1	47 A	Northwestern	2 4							
90 A	Illinois	2 0	47 A	Northwestern	14 9							

Non-Div. I Games:

Minnesota

G
e
o
r
g
i
a

Georgia

Average RPI Win:		101	WON-LOST RECORD		WINNING PCT. RANK		LAST 10 GAMES		STRENGTH OF SCHEDULE		OPP. STRENGTH OF SCHEDULE		TEAM RPI		ADJ RPI		CONF. RPI		ADJ CONF. RPI				
Average RPI Loss:		36																					
DIV. I ONLY			27-17-0		.61364 78		4-6-0		34		9		37		.59141 36		2		1				
DIV. I NON-CONF.			23-6-0		.7931 22		0-0-0		114		25		31		.5998 33		1		1				
TOTALS		RPI 1-25		RPI 26-50		W-L RECORDS		RPI 51-100		RPI 101-150		RPI 150+											
27-17-0		2-13-0		3-0-0		OVERALL		11-2-0		7-1-0		4-1-0											
4-4-0		1-2-0		0-0-0		HOME		2-1-0		1-1-0		0-0-0											
3-9-0		1-8-0		0-0-0		AWAY		0-0-0		1-0-0		1-1-0											
20-4-0		0-3-0		3-0-0		NEUTRAL		9-1-0		5-0-0		3-0-0											
23-6-0		0-3-0		3-0-0		NON-CONFERENCE		9-1-0		7-1-0		4-1-0											
1-1-0		0-0-0		0-0-0		HOME		0-0-0		1-1-0		0-0-0											
2-1-0		0-0-0		0-0-		AWAY		0-0-0		1-0-0		1-1-0											
20-4-0		0-3-0		3-0-0		NEUTRAL		9-1-0		5-0-0		3-0-0											
4-11-0		2-10-0		0-0-0		CONFERENCE		2-1-0		0-0-0		0-0-0											
3-3-0		1-2-0		0-0-0		HOME		2-1-0		0-0-0		0-0-0											
1-8-0		1-8-0		0-0-0		AWAY		0-0-0		0-0-0		0-0-0											
0-0-0		0-0-0		0-0-0		NEUTRAL		0-0-0		0-0-0		0-0-0											
RPI	S	Opponent		Score		RPI	S	Opponent		Score		RPI	S	Opponent		Score							
1	N	Oklahoma		2	14	45	N	San Diego St.		9	5	52	N	Cal St. Fullerton		9	5	114	N	Maryland	8	0	
8	A	Washington		2	14	47	N	Northwestern		7	3	59	N	San Jose St.		1	0	126	A	UC Davis	1	0	
8	A	Washington		3	4	47	N	Northwestern		12	1	61	H	Utah		2	11	129	H	New Mexico	3	5	
8	A	Washington		6	8					61	H	Utah		10	2	129	H	New Mexico		5	4		
12	A	California		1	3					61	H	Utah		6	2	135	N	BYU		7	3		
12	A	California		1	0					62	N	Creighton		3	5	137	N	Stephen F. Austin		9	0		
12	A	California		0	8					71	N	Long Beach St.		17	3	140	N	Indiana		2	1		
13	A	Arizona St.		0	11					79	N	Georgia Tech		9	1	146	N	St. Mary's (CA)		7	3		
13	A	Arizona St.		4	5					89	N	Nevada		6	5	182	N	Idaho St.		3	2		
13	A	Arizona St.		1	5					90	N	Illinois		5	1	199	A	CSU Bakersfield		7	10		
14	N	Kentucky		3	5					97	N	Colorado St.		11	0	199	A	CSU Bakersfield		13	3		
18	H	Stanford		0	7					99	N	Iowa St.		9	1	199	N	CSU Bakersfield		8	0		
18	H	Stanford		6	8					100	N	Cal Poly		11	2	202	N	Seattle		6	2		
18	H	Stanford		4	3																		
22	N	Iowa		3	9																		
						LAST 10 GAMES																	
						12 A California						61 H Utah						6 2					
						12 A California						8 A Washington						3 4					
						12 A California						8 A Washington						2 14					
						61 H Utah						8 A Washington						6 8					
						61 H Utah						18 H Stanford						4 3					

Non-Div. I Games:

Oregon St.

Average RPI Win:		150	WON-LOST RECORD		WINNING PCT. RANK		LAST 10 GAMES		STRENGTH OF SCHEDULE		OPP. STRENGTH OF SCHEDULE		TEAM RPI		ADJ RPI		CONF. RPI		ADJ CONF. RPI					
DIV. I ONLY			36-10-0		.78261		19		9-1-0		121		71		38		.58759		37		12		12	
DIV. I NON-CONF.			20-10-0		.66667		59		3-1-0		83		43		44		.57321		45		12		13	
TOTALS		RPI 1-25		RPI 26-50		W-L RECORDS		RPI 51-100		RPI 101-150		RPI 150+												
36-10-0		0-3-0		4-3-0		OVERALL		5-1-0		5-2-0		22-1-0												
11-2-0		0-0-0		1-1-0		HOME		0-1-0		0-0-0		10-0-0												
13-2-0		0-0-0		0-2-0		AWAY		4-0-0		3-0-0		6-0-0												
12-6-0		0-3-0		3-0-0		NEUTRAL		1-0-0		2-2-0		6-1-0												
20-10-0		0-3-0		4-3-0		NON-CONFERENCE		2-1-0		5-2-0		9-1-0												
5-2-0		0-0-0		1-1-0		HOME		0-1-0		0-0-0		4-0-0												
4-2-0		0-0-0		0-0-		AWAY		1-0-0		3-0-0		0-0-0												
11-6-0		0-3-0		3-0-0		NEUTRAL		1-0-0		2-2-0		5-1-0												
16-0-0		0-0-0		0-0-0		CONFERENCE		3-0-0		0-0-0		13-0-0												
6-0-0		0-0-0		0-0-0		HOME		0-0-0		0-0-0		6-0-0												
9-0-0		0-0-0		0-0-0		AWAY		3-0-0		0-0-0		6-0-0												
1-0-0		0-0-0		0-0-0		NEUTRAL		0-0-0		0-0-0		1-0-0												
RPI	S	Opponent		Score		RPI	S	Opponent		Score		RPI	S	Opponent		Score								
4	N	Oregon		1	12	32	H	Virginia Tech		2	1	73	N	Syracuse		8	0							
9	N	Michigan		1	9	32	H	Virginia Tech		2	5	78	A	Delaware		6	2							
19	N	La.-Lafayette		1	9	38	A	North Carolina		3	5	78	A	Delaware		6	0							
						38	A	North Carolina		0	6	78	A	Delaware		3	2							
						41	N	South Fla.		1	0	91	H	Fordham		1	12							
						43	N	DePaul		7	5	95	A	Coastal Caro.		2	0							
						44	N	Illinois St.		3	2													
								LAST 10 GAMES																
						78	A	Delaware		6	0	201	H	George Mason		8	0							
						78	A	Delaware		6	2	201	H	George Mason		3	2							
						78	A	Delaware		3	2	201	H	George Mason		4	0							
						209	H	Liberty		5	1	32	H	Virginia Tech		2	5							
						209	H	Liberty		12	2	32	H	Virginia Tech		2	1							
												213	H	Drexel		11	1							
												213	H	Drexel		11	1							
												213	H	Drexel		8	0							
												215	N	East Tenn. St.		4	5							
												224	A	UNC Wilmington		6	1							
												224	A	UNC Wilmington		12	1							

Non-Div. I Games:

James Madison

RPI	S	Opponent	Score	
224	A	UNC Wilmington	11	2
225	N	Middle Tenn.	13	0
225	N	Middle Tenn.	8	2

James Madison

J
a
m
e
s
M
a
d
i
s
o
n

J
a
m
e
s
M
a
d
i
s
o
n

Average RPI Win:	133	WON-LOST	WINNING	LAST 10	STRENGTH OF	OPP. STRENGTH	TEAM	ADJ	CONF.	ADJ CONF.		
Average RPI Loss:	35	RECORD	PCT. RANK	GAMES	SCHEDULE	OF SCHEDULE	RPI	RPI	RPI	RPI		
DIV. I ONLY		35-16-0	.68627	45	7-3-0	70	38	40	.587	38	5	5
DIV. I NON-CONF.		24-10-0	.70588	48	2-0-0	65	56	35	.59026	34	5	5
<hr/>												
TOTALS	RPI 1-25	RPI 26-50		W-L RECORDS		RPI 51-100		RPI 101-150		RPI 150+		
35-16-0	2-9-0	6-4-0		OVERALL		5-2-0		9-1-0		14-0-0		
21-2-0	0-0-0	4-1-0		HOME		4-1-0		4-0-0		10-0-0		
5-10-0	2-8-0	1-2-0		AWAY		0-0-0		2-0-0		0-0-0		
9-4-0	0-1-0	1-1-0		NEUTRAL		1-1-0		3-1-0		4-0-0		
24-10-0	1-7-0	3-1-0		NON-CONFERENCE		3-1-0		6-1-0		11-0-0		
12-0-0	0-0-0	2-0-0		HOME		2-0-0		1-0-0		7-0-0		
3-6-0	1-6-0	0-0-		AWAY		0-0-0		2-0-0		0-0-0		
9-4-0	0-1-0	1-1-0		NEUTRAL		1-1-0		3-1-0		4-0-0		
12-6-0	1-2-0	3-3-0		CONFERENCE		2-1-0		3-0-0		3-0-0		
10-2-0	0-0-0	2-1-0		HOME		2-1-0		3-0-0		3-0-0		
2-4-0	1-2-0	1-2-0		AWAY		0-0-0		0-0-0		0-0-0		
0-0-0	0-0-0	0-0-0		NEUTRAL		0-0-0		0-0-0		0-0-0		
RPI S	Opponent	Score		RPI S	Opponent	Score		RPI S	Opponent	Score		
7 A	LSU	0	8	26 N	Baylor	3	0	57 N	Ball St.	1	3	
7 A	LSU	3	1	27 N	Wisconsin	2	4	58 H	North Dakota St.	4	0	
11 A	Louisville	2	4	32 H	Virginia Tech	5	1	79 H	Georgia Tech	11	6	
13 A	Arizona St.	4	7	32 H	Virginia Tech	3	2	79 H	Georgia Tech	5	8	
14 A	Kentucky	0	18	32 H	Virginia Tech	6	7	79 H	Georgia Tech	7	1	
17 A	Texas A&M	1	3	37 H	James Madison	5	3	84 N	Purdue	2	1	
17 A	Texas A&M	0	1	37 H	James Madison	6	0	87 H	Appalachian St.	9	2	
23 A	Florida St.	1	9	40 A	North Carolina St.	8	11					
23 A	Florida St.	5	4	40 A	North Carolina St.	2	1					
23 A	Florida St.	1	3	40 A	North Carolina St.	1	3					
24 N	Tulsa	1	3									
				LAST 10 GAMES								
				79 H	Georgia Tech	11	6	40 A	North Carolina St.	2	1	
				79 H	Georgia Tech	7	1	40 A	North Carolina St.	8	11	
				79 H	Georgia Tech	5	8	197 H	Elon	6	0	
				115 A	East Carolina	8	0	109 H	Virginia	2	1	
				40 A	North Carolina St.	1	3	109 H	Virginia	5	1	

Non-Div. I Games:

North Carolina

Average RPI Win:		160	WON-LOST RECORD		WINNING PCT. RANK		LAST 10 GAMES		STRENGTH OF SCHEDULE		OPP. STRENGTH OF SCHEDULE		TEAM RPI		ADJ RPI		CONF. RPI		ADJ CONF. RPI				
DIV. I ONLY			37-7-0		.84091 12		6-4-0		159		97		36		.5856 39		7		9				
DIV. I NON-CONF.			20-2-0		.90909 7		1-0-0		268		156		58		.55733 61		11		11				
TOTALS		RPI 1-25		RPI 26-50		W-L RECORDS		RPI 51-100		RPI 101-150		RPI 150+											
37-7-0		0-2-0		2-2-0		OVERALL		11-3-0		2-0-0		22-0-0											
25-2-0		0-1-0		0-0-0		HOME		5-1-0		2-0-0		18-0-0											
12-5-0		0-1-0		2-2-0		AWAY		6-2-0		0-0-0		4-0-0											
0-0-0		0-0-0		0-0-0		NEUTRAL		0-0-0		0-0-0		0-0-0											
20-2-0		0-2-0		1-0-0		NON-CONFERENCE		0-0-0		2-0-0		17-0-0											
15-1-0		0-1-0		0-0-0		HOME		0-0-0		2-0-0		13-0-0											
5-1-0		0-1-0		1-0-		AWAY		0-0-0		0-0-0		4-0-0											
0-0-0		0-0-0		0-0-0		NEUTRAL		0-0-0		0-0-0		0-0-0											
17-5-0		0-0-0		1-2-0		CONFERENCE		11-3-0		0-0-0		5-0-0											
10-1-0		0-0-0		0-0-0		HOME		5-1-0		0-0-0		5-0-0											
7-4-0		0-0-0		1-2-0		AWAY		6-2-0		0-0-0		0-0-0											
0-0-0		0-0-0		0-0-0		NEUTRAL		0-0-0		0-0-0		0-0-0											
RPI	S	Opponent		Score		RPI	S	Opponent		Score		RPI	S	Opponent		Score							
2	A	Florida		0	11	35	A	Georgia		8	5	51	A	Lipscomb		4	1	119	H	Furman		5	0
14	H	Kentucky		8	12	46	A	FGCU		2	10	51	A	Lipscomb		1	5	119	H	Furman		8	6
						46	A	FGCU		3	0	51	A	Lipscomb		2	3	152	H	UMKC		7	1
						46	A	FGCU		1	3	53	A	Kennesaw St.		10	0	164	H	Georgetown		8	1
												53	A	Kennesaw St.		7	5	168	H	George Washington		6	0
												53	A	Kennesaw St.		4	3	201	H	George Mason		8	0
												67	H	North Florida		13	0	207	H	Western Caro.		9	1
												67	H	North Florida		0	1	207	H	Western Caro.		9	0
												67	H	North Florida		5	0	207	H	Western Caro.		1	0
												69	A	Jacksonville		12	7	214	H	Presbyterian		9	1
												69	A	Jacksonville		7	2	215	H	East Tenn. St.		12	0
												96	H	Stetson		8	0	215	H	East Tenn. St.		11	0
												96	H	Stetson		3	0	224	A	UNC Wilmington		4	3
												96	H	Stetson		6	4	224	A	UNC Wilmington		6	0
																		226	H	Northern Ky.		10	2
																		226	H	Northern Ky.		3	1
																		226	H	Northern Ky.		7	2
																		232	A	Gardner-Webb		2	1
																		232	A	Gardner-Webb		10	3
																		232	H	Gardner-Webb		5	2
																		232	H	Gardner-Webb		8	0
																		266	H	Maine		5	1
																		279	H	N.C. Central		14	0
																		290	H	Howard		18	0
						LAST 10 GAMES																	
						46	A	FGCU		3	0	51	A	Lipscomb		4	1						
						46	A	FGCU		2	10	51	A	Lipscomb		1	5						
						46	A	FGCU		1	3	215	H	East Tenn. St.		11	0						
						35	A	Georgia		8	5	215	H	East Tenn. St.		12	0						
						51	A	Lipscomb		2	3	96	H	Stetson		6	4						

Non-Div. I Games:

USC Upstate

Average RPI Win:	111	WON-LOST	WINNING	LAST 10	STRENGTH OF	OPP. STRENGTH	TEAM	ADJ	CONF.	ADJ CONF.		
Average RPI Loss:	44	RECORD	PCT. RANK	GAMES	SCHEDULE	OF SCHEDULE	RPI	RPI	RPI	RPI		
DIV. I ONLY		26-18-1	.58889	95	8-2-0	20	56	39	.584	40	5	5
DIV. I NON-CONF.		16-11-1	.58929	88	2-0-0	5	99	34	.58583	35	5	5
<hr/>												
TOTALS	RPI 1-25	RPI 26-50		W-L RECORDS		RPI 51-100		RPI 101-150		RPI 150+		
26-18-1	0-8-0	5-3-0		OVERALL		6-5-0		9-2-0		6-0-1		
10-5-0	0-3-0	2-1-0		HOME		1-0-0		2-1-0		5-0-0		
12-5-0	0-0-0	3-0-0		AWAY		3-2-0		6-1-0		0-0-0		
4-8-1	0-5-0	0-1-0		NEUTRAL		2-2-0		1-0-0		1-0-1		
16-11-1	0-5-0	1-2-0		NON-CONFERENCE		5-3-0		4-1-0		6-0-1		
6-0-0	0-0-0	0-0-0		HOME		1-0-0		0-0-0		5-0-0		
6-3-0	0-0-0	1-0-		AWAY		2-1-0		3-1-0		0-0-0		
4-8-1	0-5-0	0-1-0		NEUTRAL		2-2-0		1-0-0		1-0-1		
10-7-0	0-3-0	4-1-0		CONFERENCE		1-2-0		5-1-0		0-0-0		
4-5-0	0-3-0	2-1-0		HOME		0-0-0		2-1-0		0-0-0		
6-2-0	0-0-0	2-0-0		AWAY		1-2-0		3-0-0		0-0-0		
0-0-0	0-0-0	0-0-0		NEUTRAL		0-0-0		0-0-0		0-0-0		
RPI	S	Opponent	Score	RPI	S	Opponent	Score	RPI	S	Opponent	Score	
1	N	Oklahoma	0 3	32	A	Virginia Tech	9 2	60	A	Georgia St.	1 5	
3	N	Texas	4 7	32	A	Virginia Tech	10 2	63	H	Kansas	5 2	
6	N	Tennessee	0 7	38	H	North Carolina	3 1	63	N	Kansas	3 2	
6	N	Tennessee	2 8	38	H	North Carolina	1 2	63	N	Kansas	0 8	
9	N	Michigan	0 1	38	H	North Carolina	11 8	74	N	Pacific	3 6	
23	H	Florida St.	0 2	41	A	South Fla.	2 1	75	A	FIU	1 0	
23	H	Florida St.	0 4	41	A	South Fla.	0 1	75	A	FIU	11 3	
23	H	Florida St.	1 11	43	N	DePaul	0 1	79	A	Georgia Tech	12 4	
								79	A	Georgia Tech	5 7	
								79	A	Georgia Tech	2 7	
								95	N	Coastal Caro.	4 2	

Non-Div. I Games:

North Carolina St.

Average RPI Win:	143	WON-LOST RECORD	WINNING PCT. RANK	LAST 10 GAMES	STRENGTH OF SCHEDULE	OPP. STRENGTH OF SCHEDULE	TEAM RPI	ADJ RPI	CONF. RPI	ADJ CONF. RPI					
DIV. I ONLY		37-13-0	.74	28	8-2-0	99	58	41	.58246	41	8	10			
DIV. I NON-CONF.		22-11-0	.66667	59	0-1-0	69	61	43	.57519	43	7	9			
<hr/>															
TOTALS	RPI 1-25	RPI 26-50		W-L RECORDS		RPI 51-100		RPI 101-150		RPI 150+					
37-13-0	1-5-0	4-4-0		OVERALL		5-0-0		11-4-0		16-0-0					
24-6-0	1-3-0	2-1-0		HOME		5-0-0		4-2-0		12-0-0					
8-2-0	0-1-0	2-1-0		AWAY		0-0-0		6-0-0		0-0-0					
5-5-0	0-1-0	0-2-0		NEUTRAL		0-0-0		1-2-0		4-0-0					
22-11-0	1-5-0	2-3-0		NON-CONFERENCE		5-0-0		3-3-0		11-0-0					
17-5-0	1-3-0	2-1-0		HOME		5-0-0		2-1-0		7-0-0					
0-1-0	0-1-0	0-0-		AWAY		0-0-0		0-0-0		0-0-0					
5-5-0	0-1-0	0-2-0		NEUTRAL		0-0-0		1-2-0		4-0-0					
15-2-0	0-0-0	2-1-0		CONFERENCE		0-0-0		8-1-0		5-0-0					
7-1-0	0-0-0	0-0-0		HOME		0-0-0		2-1-0		5-0-0					
8-1-0	0-0-0	2-1-0		AWAY		0-0-0		6-0-0		0-0-0					
0-0-0	0-0-0	0-0-0		NEUTRAL		0-0-0		0-0-0		0-0-0					
<hr/>															
RPI	S	Opponent	Score	RPI	S	Opponent	Score	RPI	S	Opponent	Score	RPI	S	Opponent	Score
2	A	Florida	1 9	37	N	James Madison	0 1	86	H	Marshall	8 0	102	N	Southern Ill.	4 5
2	H	Florida	1 3	40	H	North Carolina St.	1 0	90	H	Illinois	3 2	108	H	Central Mich.	4 1
6	H	Tennessee	0 11	40	H	North Carolina St.	1 2	95	H	Coastal Caro.	5 2	108	H	Central Mich.	2 1
9	H	Michigan	3 2	43	A	DePaul	4 3	95	H	Coastal Caro.	5 1	111	H	Rutgers	11 3
14	H	Kentucky	3 6	43	A	DePaul	3 0	99	H	Iowa St.	6 0	111	H	Rutgers	2 3
19	N	La.-Lafayette	0 3	43	A	DePaul	1 2					111	H	Rutgers	4 3
				44	N	Illinois St.	0 7					121	A	Pittsburgh	7 1
				48	H	South Carolina	5 3					121	A	Pittsburgh	5 0
												121	A	Pittsburgh	10 0
												126	N	UC Davis	0 1
												133	H	Fla. Atlantic	1 2
												134	A	Villanova	8 2
												134	A	Villanova	1 0
												134	A	Villanova	3 0
												144	N	Ill.-Chicago	2 1
												161	H	Providence	10 0
												161	H	Providence	5 0
												161	H	Providence	8 0
												162	H	Massachusetts	12 1
												172	H	Samford	3 0
												183	H	Boston U.	1 0
												192	N	LIU Brooklyn	5 0
												195	H	Cornell	5 0
												206	H	St. John's (NY)	5 2
												206	H	St. John's (NY)	4 0
												209	H	Liberty	5 0
												217	H	Quinnipiac	7 4
<hr/>															
				LAST 10 GAMES											
				43	A	DePaul	4 3	161	H	Providence	8 0				
				43	A	DePaul	3 0	2	A	Florida	1 9				
				43	A	DePaul	1 2	121	A	Pittsburgh	5 0				
				161	H	Providence	5 0	121	A	Pittsburgh	7 1				
				161	H	Providence	10 0	121	A	Pittsburgh	10 0				

Non-Div. I Games:

South Fla.

RPI	S	Opponent	Score	
253	N	Toledo	8	2
266	H	Maine	11	0
269	N	Rhode Island	3	0
272	N	Wagner	5	0

South Fla.

S
o
u
t
h
F
l
a
.

S
o
u
t
h
F
l
a
.

Average RPI Win:		129	WON-LOST RECORD		WINNING PCT. RANK		LAST 10 GAMES		STRENGTH OF SCHEDULE		OPP. STRENGTH OF SCHEDULE		TEAM RPI		ADJ RPI		CONF. RPI		ADJ CONF. RPI					
DIV. I ONLY			31-15-0		.67391		51		6-4-0		75		28		42		.58096		42		10		8	
DIV. I NON-CONF.			17-11-0		.60714		78		1-2-0		46		2		41		.58024		39		8		8	
TOTALS		RPI 1-25		RPI 26-50		W-L RECORDS		RPI 51-100		RPI 101-150		RPI 150+												
31-15-0		2-8-0		2-0-0		OVERALL		8-6-0		8-1-0		11-0-0												
17-10-0		2-4-0		2-0-0		HOME		6-5-0		2-1-0		5-0-0												
14-5-0		0-4-0		0-0-0		AWAY		2-1-0		6-0-0		6-0-0												
0-0-0		0-0-0		0-0-0		NEUTRAL		0-0-0		0-0-0		0-0-0												
17-11-0		0-7-0		2-0-0		NON-CONFERENCE		5-3-0		5-1-0		5-0-0												
12-6-0		0-3-0		2-0-0		HOME		3-2-0		2-1-0		5-0-0												
5-5-0		0-4-0		0-0-		AWAY		2-1-0		3-0-0		0-0-0												
0-0-0		0-0-0		0-0-0		NEUTRAL		0-0-0		0-0-0		0-0-0												
14-4-0		2-1-0		0-0-0		CONFERENCE		3-3-0		3-0-0		6-0-0												
5-4-0		2-1-0		0-0-0		HOME		3-3-0		0-0-0		0-0-0												
9-0-0		0-0-0		0-0-0		AWAY		0-0-0		3-0-0		6-0-0												
0-0-0		0-0-0		0-0-0		NEUTRAL		0-0-0		0-0-0		0-0-0												
RPI	S	Opponent		Score		RPI	S	Opponent		Score		RPI	S	Opponent		Score								
1	A	Oklahoma		1	4	43	H	DePaul		5	0	51	H	Lipscomb		2	4	115	A	East Carolina		14	3	
1	A	Oklahoma		0	6	43	H	DePaul		9	1	51	H	Lipscomb		10	1	115	A	East Carolina		7	2	
3	H	Texas		0	15							66	A	Oklahoma St.		4	3	115	A	East Carolina		2	0	
5	H	Alabama		3	6							66	A	Oklahoma St.		4	1	135	A	BYU		9	3	
19	A	La.-Lafayette		5	10							81	H	UCF		2	1	135	A	BYU		3	2	
19	A	La.-Lafayette		1	9							81	H	UCF		3	4	135	A	BYU		7	3	
22	H	Iowa		1	4							81	H	UCF		4	0	136	H	Lamar		10	9	
24	H	Tulsa		0	2							84	H	Purdue		3	1	136	H	Lamar		8	0	
24	H	Tulsa		3	2							86	H	Marshall		6	4	150	H	UTSA		2	3	
24	H	Tulsa		4	3							86	H	Marshall		1	13	180	H	Texas St.		7	0	
												86	H	Marshall		4	5	180	H	Texas St.		3	1	
												90	H	Illinois		5	7	180	H	Texas St.		7	5	
												90	H	Illinois		8	1	186	A	Southern Miss.		5	3	
												93	A	Sam Houston St.		4	5	186	A	Southern Miss.		7	0	
																		186	A	Southern Miss.		10	2	
																		196	H	Houston Baptist		8	0	
																		222	H	Jackson St.		3	2	
																		238	A	UTEP		10	1	
																		238	A	UTEP		10	7	
																		238	A	UTEP		17	2	
LAST 10 GAMES																								
24	H	Tulsa		0	2	238	A	UTEP		10	1													
24	H	Tulsa		4	3	238	A	UTEP		17	2													
24	H	Tulsa		3	2	238	A	UTEP		10	7													
19	A	La.-Lafayette		1	9	222	H	Jackson St.		3	2													
19	A	La.-Lafayette		5	10	86	H	Marshall		4	5													

Non-Div. I Games:

Houston

Average RPI Win:		105	WON-LOST RECORD		WINNING PCT. RANK		LAST 10 GAMES		STRENGTH OF SCHEDULE		OPP. STRENGTH OF SCHEDULE		TEAM RPI	ADJ RPI		CONF. RPI	ADJ CONF. RPI	
DIV. I ONLY			24-16-0		.6 85		7-3-0		50		23		46	.576 43		8	10	
DIV. I NON-CONF.			13-12-0		.52 128		0-1-0		26		4		53	.5687 48		7	9	
TOTALS		RPI 1-25		RPI 26-50		W-L RECORDS		RPI 51-100		RPI 101-150		RPI 150+						
24-16-0		1-5-0		3-6-0		OVERALL		9-2-0		5-3-0		6-0-0						
5-4-0		0-0-0		1-3-0		HOME		0-0-0		2-1-0		2-0-0						
8-3-0		0-0-0		0-2-0		AWAY		3-1-0		2-0-0		3-0-0						
11-9-0		1-5-0		2-1-0		NEUTRAL		6-1-0		1-2-0		1-0-0						
13-12-0		1-4-0		2-4-0		NON-CONFERENCE		6-2-0		3-2-0		1-0-0						
0-1-0		0-0-0		0-1-0		HOME		0-0-0		0-0-0		0-0-0						
2-3-0		0-0-0		0-0-		AWAY		0-1-0		2-0-0		0-0-0						
11-8-0		1-4-0		2-1-0		NEUTRAL		6-1-0		1-2-0		1-0-0						
11-4-0		0-1-0		1-2-0		CONFERENCE		3-0-0		2-1-0		5-0-0						
5-3-0		0-0-0		1-2-0		HOME		0-0-0		2-1-0		2-0-0						
6-0-0		0-0-0		0-0-0		AWAY		3-0-0		0-0-0		3-0-0						
0-1-0		0-1-0		0-0-0		NEUTRAL		0-0-0		0-0-0		0-0-0						
RPI	S	Opponent		Score		RPI	S	Opponent		Score		RPI	S	Opponent		Score		
3	N	Texas		0	9	34	N	Minnesota		1	0	52	A	Cal St. Fullerton		0	6	
3	N	Texas		3	8	37	N	James Madison		5	7	55	N	Texas Tech		5	1	
3	N	Texas		0	13	40	N	North Carolina St.		1	0	73	A	Syracuse		15	6	
8	N	Washington		4	6	41	H	South Fla.		3	4	73	A	Syracuse		11	0	
9	N	Michigan		4	3	41	H	South Fla.		2	1	73	A	Syracuse		16	2	
11	N	Louisville		2	8	41	H	South Fla.		0	3	74	N	Pacific		6	5	
						42	A	Houston		1	9	81	N	UCF		11	0	
						42	A	Houston		0	5	81	N	UCF		5	3	
						44	H	Illinois St.		4	5	82	N	New Mexico St.		6	1	
												90	N	Illinois		1	4	
												91	N	Fordham		4	2	
								LAST 10 GAMES										
						41	H	South Fla.		3	4	73	A	Syracuse		15	6	
						41	H	South Fla.		0	3	73	A	Syracuse		11	0	
						41	H	South Fla.		2	1	173	H	Seton Hall		5	4	
						44	H	Illinois St.		4	5	173	H	Seton Hall		18	5	
						73	A	Syracuse		16	2	121	H	Pittsburgh		4	1	

Non-Div. I Games:

DePaul

Average RPI Win: 119		WON-LOST	WINNING	LAST 10	STRENGTH OF		OPP. STRENGTH	TEAM	ADJ	CONF.	ADJ CONF.										
Average RPI Loss: 77		RECORD	PCT. RANK	GAMES	SCHEDULE		OF SCHEDULE	RPI	RPI	RPI	RPI										
DIV. I ONLY		24-18-0	.57143	100	7-3-0		45	63	52	.57388	44	13	13								
DIV. I NON-CONF.		15-12-0	.55556	104	1-0-0		4	28	33	.60215	32	13	12								
<hr/>																					
TOTALS		RPI 1-25		RPI 26-50		W-L RECORDS		RPI 51-100		RPI 101-150		RPI 150+									
24-18-0		1-6-0		6-2-0		OVERALL		2-4-0		5-2-0		10-4-0									
7-3-0		0-0-0		0-0-0		HOME		0-0-0		3-2-0		4-1-0									
5-6-0		0-2-0		2-1-0		AWAY		1-2-0		0-0-0		2-1-0									
12-9-0		1-4-0		4-1-0		NEUTRAL		1-2-0		2-0-0		4-2-0									
15-12-0		1-6-0		6-2-0		NON-CONFERENCE		1-2-0		2-0-0		5-2-0									
1-0-0		0-0-0		0-0-0		HOME		0-0-0		0-0-0		1-0-0									
2-3-0		0-2-0		2-0-		AWAY		0-0-0		0-0-0		0-0-0									
12-9-0		1-4-0		4-1-0		NEUTRAL		1-2-0		2-0-0		4-2-0									
9-6-0		0-0-0		0-0-0		CONFERENCE		1-2-0		3-2-0		5-2-0									
6-3-0		0-0-0		0-0-0		HOME		0-0-0		3-2-0		3-1-0									
3-3-0		0-0-0		0-0-0		AWAY		1-2-0		0-0-0		2-1-0									
0-0-0		0-0-0		0-0-0		NEUTRAL		0-0-0		0-0-0		0-0-0									
RPI	S	Opponent		Score		RPI	S	Opponent		Score		RPI	S	Opponent		Score					
9	N	Michigan		9	11	26	A	Baylor		8	0	85	A	Drake		6	5				
9	N	Michigan		1	2	26	A	Baylor		0	5	85	A	Drake		3	4				
11	A	Louisville		3	9	31	N	Hofstra		3	2	85	A	Drake		1	4				
13	A	Arizona St.		1	7	34	N	Minnesota		3	1	93	N	Sam Houston St.		6	8				
17	N	Texas A&M		0	5	34	N	Minnesota		5	1	93	N	Sam Houston St.		5	4				
19	N	La.-Lafayette		5	8	37	N	James Madison		2	3	100	N	Michigan St.		2	3				
19	N	La.-Lafayette		4	3	41	N	South Fla.		7	0										
						43	A	DePaul		5	4										
						LAST 10 GAMES															
						174 A Wichita St.						7	3	85 A Drake						3	4
						174 A Wichita St.						4	5	85 A Drake						1	4
						174 A Wichita St.						15	2	118 H Bradley						8	3
						235 H Indiana St.						12	4	118 H Bradley						5	0
						85 A Drake						6	5	43 A DePaul						5	4

Non-Div. I Games:

Illinois St.

Average RPI Win:		130	WON-LOST RECORD		WINNING PCT. RANK		LAST 10 GAMES		STRENGTH OF SCHEDULE		OPP. STRENGTH OF SCHEDULE		TEAM RPI		ADJ RPI		CONF. RPI		ADJ CONF. RPI	
DIV. I ONLY			28-16-0		.63636		68		6-4-0		77		42		50		.57211		45	
DIV. I NON-CONF.			22-13-0		.62857		72		3-1-0		67		20		47		.57628		42	
TOTALS		RPI 1-25		RPI 26-50		W-L RECORDS		RPI 51-100		RPI 101-150		RPI 150+								
28-16-0		0-7-0		2-2-0		OVERALL		10-2-0		6-4-0		10-1-0								
13-4-0		0-3-0		1-0-0		HOME		2-1-0		4-0-0		6-0-0								
5-4-0		0-0-0		0-0-0		AWAY		3-1-0		1-2-0		1-1-0								
10-8-0		0-4-0		1-2-0		NEUTRAL		5-0-0		1-2-0		3-0-0								
22-13-0		0-7-0		2-2-0		NON-CONFERENCE		8-1-0		2-2-0		10-1-0								
10-4-0		0-3-0		1-0-0		HOME		2-1-0		1-0-0		6-0-0								
2-1-0		0-0-0		0-0-		AWAY		1-0-0		0-0-0		1-1-0								
10-8-0		0-4-0		1-2-0		NEUTRAL		5-0-0		1-2-0		3-0-0								
6-3-0		0-0-0		0-0-0		CONFERENCE		2-1-0		4-2-0		0-0-0								
3-0-0		0-0-0		0-0-0		HOME		0-0-0		3-0-0		0-0-0								
3-3-0		0-0-0		0-0-0		AWAY		2-1-0		1-2-0		0-0-0								
0-0-0		0-0-0		0-0-0		NEUTRAL		0-0-0		0-0-0		0-0-0								
RPI	S	Opponent		Score		RPI	S	Opponent		Score		RPI	S	Opponent		Score				
1	H	Oklahoma		0	4	28	N	Arizona		2	3	52	A	Cal St. Fullerton		2	1			
4	N	Oregon		1	3	36	N	Oregon St.		5	9	54	N	Ohio St.		5	0			
4	N	Oregon		2	3	47	N	Northwestern		7	5	55	N	Texas Tech		3	0			
12	N	California		0	1	49	H	Notre Dame		4	0	59	H	San Jose St.		2	0			
14	H	Kentucky		0	4							62	N	Creighton		5	2			
15	N	Missouri		1	2							71	H	Long Beach St.		4	5			
21	H	UCLA		0	7							73	N	Syracuse		3	0			
												89	A	Nevada		2	4			
												89	A	Nevada		6	3			
												89	A	Nevada		8	1			
												99	N	Iowa St.		7	4			
												100	H	Cal Poly		5	2			
LAST 10 GAMES																				
						138	A	Boise St.		3	5	52	A	Cal St. Fullerton		2	1			
						138	A	Boise St.		3	2	89	A	Nevada		2	4			
						138	A	Boise St.		3	5	89	A	Nevada		8	1			
						178	A	San Diego		4	1	89	A	Nevada		6	3			
						210	A	UC Riverside		5	6	178	H	San Diego		3	1			

Non-Div. I Games:

San Diego St.

Northwestern

Northwestern

Average RPI Win: 118		WON-LOST	WINNING	LAST 10	STRENGTH OF		OPP. STRENGTH	TEAM	ADJ		CONF.	ADJ CONF.
Average RPI Loss: 47		RECORD	PCT. RANK	GAMES	SCHEDULE		OF SCHEDULE	RPI	RPI		RPI	RPI
DIV. I ONLY		25-20-0	.55556	114	6-4-0		23	37	43		.57115	48
DIV. I NON-CONF.		21-6-0	.77778	26	3-0-0		134	122	37		.57401	44
TOTALS		RPI 1-25	RPI 26-50		W-L RECORDS		RPI 51-100		RPI 101-150		RPI 150+	
25-20-0		1-11-0	1-4-0		OVERALL		13-2-0		4-2-0		6-1-0	
5-8-0		0-6-0	1-2-0		HOME		3-0-0		0-0-0		1-0-0	
8-9-0		1-5-0	0-1-0		AWAY		5-2-0		2-1-0		0-0-0	
12-3-0		0-0-0	0-1-0		NEUTRAL		5-0-0		2-1-0		5-1-0	
21-6-0		0-0-0	0-2-0		NON-CONFERENCE		11-1-0		4-2-0		6-1-0	
4-0-0		0-0-0	0-0-0		HOME		3-0-0		0-0-0		1-0-0	
5-3-0		0-0-0	0-0-		AWAY		3-1-0		2-1-0		0-0-0	
12-3-0		0-0-0	0-1-0		NEUTRAL		5-0-0		2-1-0		5-1-0	
4-14-0		1-11-0	1-2-0		CONFERENCE		2-1-0		0-0-0		0-0-0	
1-8-0		0-6-0	1-2-0		HOME		0-0-0		0-0-0		0-0-0	
3-6-0		1-5-0	0-0-0		AWAY		2-1-0		0-0-0		0-0-0	
0-0-0		0-0-0	0-0-0		NEUTRAL		0-0-0		0-0-0		0-0-0	
RPI S	Opponent	Score	RPI S	Opponent	Score	RPI S	Opponent	Score	RPI S	Opponent	Score	
5	H Alabama	3 5	35	H Georgia	6 2	53	N Kennesaw St.	12 3	116	A Campbell	2 1	
5	H Alabama	4 6	35	H Georgia	6 7	64	A Auburn	1 7	119	A Furman	6 8	
5	H Alabama	6 7	35	H Georgia	0 2	64	A Auburn	3 1	119	A Furman	6 5	
7	A LSU	0 6	41	A South Fla.	3 5	64	A Auburn	8 4	134	N Villanova	4 1	
7	A LSU	0 4	47	N Northwestern	1 3	75	N FIU	8 0	143	N Penn St.	4 3	
7	A LSU	4 1				81	A UCF	1 3	148	N Texas-Arlington	6 9	
14	H Kentucky	1 3				87	H Appalachian St.	5 0	162	N Massachusetts	13 4	
14	H Kentucky	4 9				95	H Coastal Caro.	5 3	194	N Radford	9 0	
14	H Kentucky	3 4				95	H Coastal Caro.	10 2	214	H Presbyterian	10 5	
15	A Missouri	2 10				96	A Stetson	14 4	220	N Buffalo	8 0	
15	A Missouri	0 8				96	A Stetson	15 7	236	N Charleston So.	17 3	
15	A Missouri	3 12				96	N Stetson	8 3	244	N Florida A&M	4 5	
						98	A Ga. Southern	7 2	262	N Alabama St.	29 0	
						100	N Michigan St.	11 3				
						100	N Michigan St.	12 5				
LAST 10 GAMES												
	64 A Auburn	3 1		35 H Georgia	6 7							
	64 A Auburn	1 7		35 H Georgia	6 2							
	64 A Auburn	8 4		95 H Coastal Caro.	10 2							
	214 H Presbyterian	10 5		95 H Coastal Caro.	5 3							
	35 H Georgia	0 2		14 H Kentucky	3 4							

Non-Div. I Games:

South Carolina

Average RPI Win:		145	WON-LOST RECORD		WINNING PCT. RANK	LAST 10 GAMES		STRENGTH OF SCHEDULE		OPP. STRENGTH OF SCHEDULE	TEAM RPI	ADJ RPI	CONF. RPI	ADJ CONF. RPI			
DIV. I ONLY			33-10-0		.76744	23		157		59	45	.56889	49	8	10		
DIV. I NON-CONF.			20-9-0		.68966	53		120		52	52	.55913	56	7	9		
TOTALS		RPI 1-25		RPI 26-50		W-L RECORDS		RPI 51-100		RPI 101-150		RPI 150+					
33-10-0		0-2-0		0-5-0		OVERALL		7-0-0		11-2-0		15-1-0					
5-2-0		0-0-0		0-0-0		HOME		0-0-0		5-1-0		0-1-0					
13-2-0		0-0-0		0-2-0		AWAY		2-0-0		5-0-0		6-0-0					
15-6-0		0-2-0		0-3-0		NEUTRAL		5-0-0		1-1-0		9-0-0					
20-9-0		0-2-0		0-5-0		NON-CONFERENCE		7-0-0		3-1-0		10-1-0					
0-1-0		0-0-0		0-0-0		HOME		0-0-0		0-0-0		0-1-0					
5-2-0		0-0-0		0-0-		AWAY		2-0-0		2-0-0		1-0-0					
15-6-0		0-2-0		0-3-0		NEUTRAL		5-0-0		1-1-0		9-0-0					
13-1-0		0-0-0		0-0-0		CONFERENCE		0-0-0		8-1-0		5-0-0					
5-1-0		0-0-0		0-0-0		HOME		0-0-0		5-1-0		0-0-0					
8-0-0		0-0-0		0-0-0		AWAY		0-0-0		3-0-0		5-0-0					
0-0-0		0-0-0		0-0-0		NEUTRAL		0-0-0		0-0-0		0-0-0					
RPI	S	Opponent		Score		RPI	S	Opponent		Score		RPI	S	Opponent		Score	
1	N	Oklahoma		5	7	27	N	Wisconsin		0	1	52	A	Cal St. Fullerton		3	0
8	N	Washington		2	5	27	N	Wisconsin		5	6	79	N	Georgia Tech		6	2
						28	N	Arizona		0	2	82	N	New Mexico St.		2	1
						45	A	San Diego St.		0	4	82	N	New Mexico St.		5	0
						47	A	Northwestern		3	11	100	A	Michigan St.		2	0
												100	N	Cal Poly		6	0
												100	N	Cal Poly		4	3
																	</

Non-Div. I Games:

Notre Dame

RPI	S	Opponent	Score	
260	N	Iona	12	4
260	N	Iona	12	0

Notre Dame

N
o
t
r
e
D
a
m
e

N
o
t
r
e
D
a
m
e

Average RPI Win: 193		WON-LOST	WINNING	LAST 10	STRENGTH OF		OPP. STRENGTH	TEAM	ADJ		CONF.	ADJ CONF.			
Average RPI Loss: 40		RECORD	PCT. RANK	GAMES	SCHEDULE		OF SCHEDULE	RPI	RPI		RPI	RPI			
DIV. I ONLY		32-5-0	.86486	6	9-1-0		234	152	47	.56625	50	18	19		
DIV. I NON-CONF.		22-4-0	.84615	15	0-0-0		249	86	54	.56023	55	21	21		
TOTALS		RPI 1-25	RPI 26-50		W-L RECORDS		RPI 51-100		RPI 101-150		RPI 150+				
32-5-0		0-4-0	0-0-0		OVERALL		3-0-0		7-0-0		22-1-0				
7-0-0		0-0-0	0-0-0		HOME		0-0-0		0-0-0		7-0-0				
9-3-0		0-2-0	0-0-0		AWAY		2-0-0		2-0-0		5-1-0				
16-2-0		0-2-0	0-0-0		NEUTRAL		1-0-0		5-0-0		10-0-0				
22-4-0		0-4-0	0-0-0		NON-CONFERENCE		3-0-0		5-0-0		14-0-0				
1-0-0		0-0-0	0-0-0		HOME		0-0-0		0-0-0		1-0-0				
5-2-0		0-2-0	0-0-		AWAY		2-0-0		0-0-0		3-0-0				
16-2-0		0-2-0	0-0-0		NEUTRAL		1-0-0		5-0-0		10-0-0				
10-1-0		0-0-0	0-0-0		CONFERENCE		0-0-0		2-0-0		8-1-0				
6-0-0		0-0-0	0-0-0		HOME		0-0-0		0-0-0		6-0-0				
4-1-0		0-0-0	0-0-0		AWAY		0-0-0		2-0-0		2-1-0				
0-0-0		0-0-0	0-0-0		NEUTRAL		0-0-0		0-0-0		0-0-0				
RPI S	Opponent	Score		RPI S	Opponent	Score		RPI S	Opponent	Score		RPI S	Opponent	Score	
8 N	Washington	2	10					66 N	Oklahoma St.	1	0	118 N	Bradley	10	6
10 A	Nebraska	0	4					83 A	North Texas	4	3	125 N	Saint Louis	9	0
10 A	Nebraska	2	3					97 A	Colorado St.	3	2	140 N	Indiana	5	0
22 N	Iowa	1	2									145 A	South Dakota	6	3
												145 A	South Dakota	1	0
												147 N	Dayton	9	2
												147 N	Dayton	4	0
												151 N	Evansville	6	5
												151 N	Evansville	9	1
												151 N	Evansville	3	2
												152 A	UMKC	2	1
												152 A	UMKC	0	3
												152 A	UMKC	2	1
												222 A	Jackson St.	5	0
												224 A	UNC Wilmington	6	2
												228 H	IUPUI	4	0
												228 H	IUPUI	3	0
												228 H	IUPUI	5	2
												231 A	Tennessee St.	11	0
												243 N	Mississippi Val.	2	0
												252 H	South Dakota St.	4	1
												252 H	South Dakota St.	1	0
												252 H	South Dakota St.	3	0
												260 H	Iona	7	0
												260 N	Iona	16	0
												262 N	Alabama St.	6	1
												263 N	Brown	13	0
				LAST 10 GAMES											
				145 A	South Dakota	1	0	152 A	UMKC	0	3	252 H	South Dakota St.	3	0
				145 A	South Dakota	6	3	152 A	UMKC	2	1	260 H	Iona	7	0
				228 H	IUPUI	3	0	152 A	UMKC	2	1	260 N	Iona	16	0
				228 H	IUPUI	4	0	252 H	South Dakota St.	1	0	262 N	Alabama St.	6	1
				228 H	IUPUI	5	2	252 H	South Dakota St.	4	1	263 N	Brown	13	0

Non-Div. I Games:

Neb. Omaha

RPI	S	Opponent	Score	
263	N	Brown	9	3
274	N	Detroit	5	2
274	N	Detroit	7	2

Neb. Omaha

N
e
b
.
O
m
a
h
a

N
e
b
.
O
m
a
h
a

Average RPI Win: 139		WON-LOST RECORD		WINNING PCT. RANK		LAST 10 GAMES		STRENGTH OF SCHEDULE		OPP. STRENGTH OF SCHEDULE		TEAM RPI		ADJ RPI		CONF. RPI		ADJ CONF. RPI					
DIV. I ONLY		27-21-0		.5625 110		7-3-0		32		68		49		.5621 51		7		9					
DIV. I NON-CONF.		13-14-0		.48148 150		2-2-0		66		48		97		.5262 97		11		11					
TOTALS		RPI 1-25		RPI 26-50		W-L RECORDS		RPI 51-100		RPI 101-150		RPI 150+											
27-21-0		1-4-0		6-7-0		OVERALL		3-8-0		0-1-0		17-1-0											
8-10-0		0-1-0		2-3-0		HOME		2-5-0		0-0-0		4-1-0											
13-8-0		0-2-0		4-2-0		AWAY		1-2-0		0-1-0		8-0-0											
6-3-0		1-1-0		0-1-0		NEUTRAL		0-1-0		0-0-0		5-0-0											
13-14-0		1-4-0		1-6-0		NON-CONFERENCE		0-2-0		0-1-0		11-1-0											
4-5-0		0-1-0		0-2-0		HOME		0-1-0		0-0-0		4-1-0											
3-6-0		0-2-0		1-0-		AWAY		0-0-0		0-1-0		2-0-0											
6-3-0		1-1-0		0-1-0		NEUTRAL		0-1-0		0-0-0		5-0-0											
14-7-0		0-0-0		5-1-0		CONFERENCE		3-6-0		0-0-0		6-0-0											
4-5-0		0-0-0		2-1-0		HOME		2-4-0		0-0-0		0-0-0											
10-2-0		0-0-0		3-0-0		AWAY		1-2-0		0-0-0		6-0-0											
0-0-0		0-0-0		0-0-0		NEUTRAL		0-0-0		0-0-0		0-0-0											
RPI	S	Opponent		Score		RPI	S	Opponent		Score		RPI	S	Opponent		Score		RPI	S	Opponent		Score	
6	A	Tennessee		0	6	30	H	Western Ky.		1	7	53	H	Kennesaw St.		4	3	112	A	Chattanooga		0	1
14	H	Kentucky		1	8	30	H	Western Ky.		2	8	53	H	Kennesaw St.		0	2	155	A	Mercer		8	0
19	N	La.-Lafayette		2	5	30	N	Western Ky.		1	5	53	H	Kennesaw St.		3	6	155	A	Mercer		3	1
22	N	Iowa		4	0	33	A	UAB		0	1	67	H	North Florida		4	5	155	A	Mercer		10	6
25	A	Mississippi St.		3	4	33	A	UAB		1	8	67	H	North Florida		8	0	167	N	Ohio		6	0
						39	H	USC Upstate		5	1	67	H	North Florida		1	5	179	N	Miami (OH)		11	9
						39	H	USC Upstate		1	4	69	A	Jacksonville		4	3	180	N	Texas St.		7	3
						39	H	USC Upstate		3	2	69	A	Jacksonville		1	3	188	H	Tennessee Tech		6	3
						42	A	Houston		1	10	69	A	Jacksonville		3	4	188	H	Tennessee Tech		6	5
						42	A	Houston		4	2	80	N	Northwestern St.		1	2	189	N	Missouri St.		4	2
						46	A	FGCU		7	5	92	H	IPFW		1	5	198	A	Austin Peay		15	0
						46	A	FGCU		5	3							198	A	Austin Peay		8	6
						46	A	FGCU		6	1							212	H	Belmont		4	3
																		212	H	Belmont		7	1
																		215	A	East Tenn. St.		8	0
																		215	A	East Tenn. St.		7	0
																		215	A	East Tenn. St.		2	0
																		239	H	Wright St.		9	11
																		265	N	Niagara		17	1
						LAST 10 GAMES																	
						155	A	Mercer		3	1	39	H	USC Upstate		3	2						
						155	A	Mercer		10	6	39	H	USC Upstate		5	1						
						155	A	Mercer		8	0	39	H	USC Upstate		1	4						
						30	H	Western Ky.		1	7	212	H	Belmont		4	3						
						30	H	Western Ky.		2	8	212	H	Belmont		7	1						

Non-Div. I Games:

Lipscomb

Average RPI Win:		116	WON-LOST RECORD		WINNING PCT. RANK		LAST 10 GAMES		STRENGTH OF SCHEDULE		OPP. STRENGTH OF SCHEDULE		TEAM RPI		ADJ RPI		CONF. RPI		ADJ CONF. RPI								
DIV. I ONLY			21-25-0		.45652 159		6-4-0		25		41		68		.55977 52		9		7								
DIV. I NON-CONF.			15-17-0		.46875 153		2-1-0		12		11		60		.57009 47		9		7								
TOTALS		RPI 1-25		RPI 26-50				W-L RECORDS		RPI 51-100				RPI 101-150				RPI 150+									
21-25-0		3-9-0		3-5-0				OVERALL		3-7-0				5-3-0				7-1-0									
12-16-0		2-7-0		3-3-0				HOME		1-5-0				3-0-0				3-1-0									
6-3-0		1-0-0		0-0-0				AWAY		1-2-0				2-1-0				2-0-0									
3-6-0		0-2-0		0-2-0				NEUTRAL		1-0-0				0-2-0				2-0-0									
15-17-0		2-7-0		3-5-0				NON-CONFERENCE		2-2-0				3-2-0				5-1-0									
11-11-0		1-5-0		3-3-0				HOME		1-2-0				3-0-0				3-1-0									
1-0-0		1-0-0		0-0-				AWAY		0-0-0				0-0-0				0-0-0									
3-6-0		0-2-0		0-2-0				NEUTRAL		1-0-0				0-2-0				2-0-0									
6-8-0		1-2-0		0-0-0				CONFERENCE		1-5-0				2-1-0				2-0-0									
1-5-0		1-2-0		0-0-0				HOME		0-3-0				0-0-0				0-0-0									
5-3-0		0-0-0		0-0-0				AWAY		1-2-0				2-1-0				2-0-0									
0-0-0		0-0-0		0-0-0				NEUTRAL		0-0-0				0-0-0				0-0-0									
RPI	S	Opponent		Score		RPI	S	Opponent		Score		RPI	S	Opponent		Score		RPI	S	Opponent		Score					
1	H	Oklahoma		0	9	27	H	Wisconsin		0	1	61	H	Utah		0	1	117	H	UNLV		3	0				
4	N	Oregon		0	6	27	H	Wisconsin		6	4	61	N	Utah		8	0	117	H	UNLV		5	4				
6	N	Tennessee		0	5	32	H	Virginia Tech		7	3	71	A	Long Beach St.		4	1	122	A	UC Santa Barbara		6	3				
13	H	Arizona St.		0	9	32	N	Virginia Tech		2	3	71	A	Long Beach St.		0	1	122	A	UC Santa Barbara		6	8				
15	H	Missouri		5	4	36	N	Oregon St.		5	9	71	A	Long Beach St.		4	7	122	A	UC Santa Barbara		3	0				
15	H	Missouri		0	7	43	H	DePaul		6	0	76	H	McNeese St.		1	0	135	N	BYU		3	4				
18	H	Stanford		1	14	45	H	San Diego St.		1	2	76	H	McNeese St.		1	5	140	H	Indiana		8	2				
20	H	Hawaii		11	3	49	H	Notre Dame		0	3	100	H	Cal Poly		0	4	149	N	Portland St.		2	3				
20	H	Hawaii		4	8							100	H	Cal Poly		0	1	156	N	Loyola Marymount		7	1				
20	H	Hawaii		2	14							100	H	Cal Poly		2	3	182	H	Idaho St.		5	1				
21	A	UCLA		11	5													186	H	Southern Miss.		4	2				
22	H	Iowa		0	7													186	H	Southern Miss.		1	3				
						LAST 10 GAMES																					
						117 H UNLV						3	0	20 H Hawaii						2	14						
						117 H UNLV						5	4	20 H Hawaii						4	8						
						210 A UC Riverside						11	0	45 H San Diego St.						1	2						
						210 A UC Riverside						3	1	71 A Long Beach St.						4	7						
						20 H Hawaii						11	3	71 A Long Beach St.						4	1						

Non-Div. I Games:

Cal St. Fullerton

Average RPI Win: 139		WON-LOST	WINNING	LAST 10	STRENGTH OF		OPP. STRENGTH	TEAM	ADJ		CONF.	ADJ CONF.
Average RPI Loss: 78		RECORD	PCT. RANK	GAMES	SCHEDULE		OF SCHEDULE	RPI	RPI		RPI	RPI
DIV. I ONLY		30-17-0	.6383	66	63		111	51	.55866		53	7
DIV. I NON-CONF.		16-7-0	.69565	51	177		153	70	.54038		73	11
TOTALS		RPI 1-25	RPI 26-50		W-L RECORDS		RPI 51-100		RPI 101-150		RPI 150+	
30-17-0		0-0-0	2-6-0		OVERALL		11-9-0		3-0-0		14-2-0	
20-8-0		0-0-0	2-5-0		HOME		5-3-0		1-0-0		12-0-0	
7-8-0		0-0-0	0-0-0		AWAY		5-4-0		2-0-0		0-2-0	
3-1-0		0-0-0	0-1-0		NEUTRAL		1-0-0		0-0-0		2-0-0	
16-7-0		0-0-0	0-2-0		NON-CONFERENCE		4-4-0		3-0-0		9-1-0	
10-4-0		0-0-0	0-1-0		HOME		2-3-0		1-0-0		7-0-0	
3-2-0		0-0-0	0-0-		AWAY		1-1-0		2-0-0		0-1-0	
3-1-0		0-0-0	0-1-0		NEUTRAL		1-0-0		0-0-0		2-0-0	
14-10-0		0-0-0	2-4-0		CONFERENCE		7-5-0		0-0-0		5-1-0	
10-4-0		0-0-0	2-4-0		HOME		3-0-0		0-0-0		5-0-0	
4-6-0		0-0-0	0-0-0		AWAY		4-5-0		0-0-0		0-1-0	
0-0-0		0-0-0	0-0-0		NEUTRAL		0-0-0		0-0-0		0-0-0	
RPI S	Opponent	Score	RPI S	Opponent	Score	RPI S	Opponent	Score	RPI S	Opponent	Score	
			32 H	Virginia Tech	3 4	51 A	Lipscomb	2 0	119 A	Furman	4 3	
			39 H	USC Upstate	0 10	51 A	Lipscomb	6 3	119 A	Furman	1 0	
			39 H	USC Upstate	5 7	51 A	Lipscomb	3 4	128 H	Bowling Green	5 0	
			39 H	USC Upstate	3 4	56 H	SIU Edwardsville	1 0	155 A	Mercer	2 4	
			46 H	FGCU	3 11	60 A	Georgia St.	0 1	155 H	Mercer	2 1	
			46 H	FGCU	3 2	60 H	Georgia St.	3 7	155 H	Mercer	3 0	
			46 H	FGCU	4 1	67 A	North Florida	1 2	172 H	Samford	3 2	
			48 N	South Carolina	3 12	67 A	North Florida	2 4	188 H	Tennessee Tech	3 0	
						67 A	North Florida	4 3	189 H	Missouri St.	12 8	
						69 H	Jacksonville	10 4	204 H	Butler	6 2	
						69 H	Jacksonville	4 3	216 H	Eastern Mich.	7 0	
						69 H	Jacksonville	1 0	216 H	Eastern Mich.	6 5	
						75 N	FIU	5 2	226 H	Northern Ky.	3 0	
						79 H	Georgia Tech	3 17	226 H	Northern Ky.	1 0	
						88 H	UT Martin	4 5	226 H	Northern Ky.	2 1	
						95 H	Coastal Caro.	1 0	228 H	IUPUI	1 0	
						96 A	Stetson	11 8	262 A	Alabama St.	3 4	
						96 A	Stetson	0 8	262 N	Alabama St.	4 2	
						96 A	Stetson	2 4	262 N	Alabama St.	5 0	
						98 A	Ga. Southern	6 2				
LAST 10 GAMES												
			69 H	Jacksonville	4 3	96 A	Stetson	0 8				
			69 H	Jacksonville	10 4	96 A	Stetson	11 8				
			69 H	Jacksonville	1 0	46 H	FGCU	3 2				
			262 A	Alabama St.	3 4	46 H	FGCU	3 11				
			96 A	Stetson	2 4	46 H	FGCU	4 1				

Non-Div. I Games:

Kennesaw St.

Average RPI Win:		140	WON-LOST RECORD		WINNING PCT. RANK		LAST 10 GAMES		STRENGTH OF SCHEDULE		OPP. STRENGTH OF SCHEDULE		TEAM RPI		ADJ RPI		CONF. RPI		ADJ CONF. RPI				
DIV. I ONLY			27-17-0	.61364	78	6-4-0		83		52		55		.55734		54	4		4				
DIV. I NON-CONF.			21-7-0	.75	34	3-0-0		110		87		38		.58078		38	4		4				
TOTALS		RPI 1-25		RPI 26-50		W-L RECORDS		RPI 51-100		RPI 101-150		RPI 150+											
27-17-0		1-5-0		2-5-0		OVERALL		3-4-0		10-1-0		11-2-0											
7-3-0		0-0-0		0-0-0		HOME		2-2-0		5-1-0		0-0-0											
7-9-0		0-3-0		1-4-0		AWAY		0-1-0		1-0-0		5-1-0											
13-5-0		1-2-0		1-1-0		NEUTRAL		1-1-0		4-0-0		6-1-0											
21-7-0		1-1-0		2-2-0		NON-CONFERENCE		2-2-0		5-0-0		11-2-0											
1-0-0		0-0-0		0-0-0		HOME		1-0-0		0-0-0		0-0-0											
7-3-0		0-0-0		1-0-		AWAY		0-1-0		1-0-0		5-1-0											
13-4-0		1-1-0		1-1-0		NEUTRAL		1-1-0		4-0-0		6-1-0											
6-10-0		0-4-0		0-3-0		CONFERENCE		1-2-0		5-1-0		0-0-0											
6-3-0		0-0-0		0-0-0		HOME		1-2-0		5-1-0		0-0-0											
0-6-0		0-3-0		0-3-0		AWAY		0-0-0		0-0-0		0-0-0											
0-1-0		0-1-0		0-0-0		NEUTRAL		0-0-0		0-0-0		0-0-0											
RPI	S	Opponent		Score		RPI	S	Opponent		Score		RPI	S	Opponent		Score							
7	N	LSU		0	7	27	A	Wisconsin		2	4	57	H	Ball St.		8	0	114	A	Maryland		10	9
9	A	Michigan		5	17	27	A	Wisconsin		6	7	61	N	Utah		4	5	121	N	Pittsburgh		4	0
9	A	Michigan		1	5	27	A	Wisconsin		1	3	69	A	Jacksonville		2	4	121	N	Pittsburgh		9	0
9	A	Michigan		0	11	28	N	Arizona		6	0	84	H	Purdue		2	4	132	N	Winthrop		4	3
11	N	Louisville		1	0	35	A	Georgia		1	6	84	H	Purdue		7	8	132	N	Winthrop		17	5
22	N	Iowa		0	8	35	A	Georgia		5	4	84	H	Purdue		5	3	140	H	Indiana		8	2
						45	N	San Diego St.		0	5	100	N	Cal Poly		12	1	140	H	Indiana		4	6
																		140	H	Indiana		9	5
																		143	H	Penn St.		2	0
																		143	H	Penn St.		16	7
																		143	H	Penn St.		4	3
																		157	N	Stony Brook		11	4
																		163	A	Towson		8	6
																		167	A	Ohio		4	2
																		167	A	Ohio		6	1
																		168	A	George Washington		4	8
																		194	N	Radford		5	2
																		197	N	Elon		10	2
																		201	A	George Mason		10	0
																		201	A	George Mason		5	2
																		206	N	St. John's (NY)		4	0
																		240	N	Canisius		8	0
																		246	N	Bethune-Cookman		11	0
																		246	N	Bethune-Cookman		3	4
LAST 10 GAMES																							
				27	A	Wisconsin		2	4	143	H	Penn St.		16	7	246	N	Bethune-Cookman		3	4		
				27	A	Wisconsin		1	3	143	H	Penn St.		2	0								
				27	A	Wisconsin		6	7	167	A	Ohio		6	1								
				57	H	Ball St.		8	0	167	A	Ohio		4	2								
				143	H	Penn St.		4	3	9	A	Michigan		5	17								

Non-Div. I Games:

Ohio St.

Average RPI Win:		141	WON-LOST RECORD		WINNING PCT. RANK		LAST 10 GAMES		STRENGTH OF SCHEDULE		OPP. STRENGTH OF SCHEDULE		TEAM RPI		ADJ RPI		CONF. RPI		ADJ CONF. RPI					
DIV. I ONLY			29-21-0		.58		97		2-8-0		47		92		54		.55627		55		3		3	
DIV. I NON-CONF.			26-12-0		.68421		56		0-0-0		78		157		48		.56547		52		3		3	
TOTALS		RPI 1-25		RPI 26-50		W-L RECORDS		RPI 51-100		RPI 101-150		RPI 150+												
29-21-0		0-5-0		1-2-0		OVERALL		8-11-0		6-2-0		14-1-0												
9-9-0		0-3-0		0-0-0		HOME		2-5-0		2-0-0		5-1-0												
6-5-0		0-0-0		0-0-0		AWAY		4-4-0		1-1-0		1-0-0												
14-7-0		0-2-0		1-2-0		NEUTRAL		2-2-0		3-1-0		8-0-0												
26-12-0		0-2-0		1-2-0		NON-CONFERENCE		5-5-0		6-2-0		14-1-0												
9-3-0		0-0-0		0-0-0		HOME		2-2-0		2-0-0		5-1-0												
3-2-0		0-0-0		0-0-		AWAY		1-1-0		1-1-0		1-0-0												
14-7-0		0-2-0		1-2-0		NEUTRAL		2-2-0		3-1-0		8-0-0												
3-9-0		0-3-0		0-0-0		CONFERENCE		3-6-0		0-0-0		0-0-0												
0-6-0		0-3-0		0-0-0		HOME		0-3-0		0-0-0		0-0-0												
3-3-0		0-0-0		0-0-0		AWAY		3-3-0		0-0-0		0-0-0												
0-0-0		0-0-0		0-0-0		NEUTRAL		0-0-0		0-0-0		0-0-0												
RPI	S	Opponent		Score		RPI	S	Opponent		Score		RPI	S	Opponent		Score								
1	H	Oklahoma		0 9		34	N	Minnesota		5 3		63	H	Kansas		0 4								
1	H	Oklahoma		0 6		43	N	DePaul		1 5		63	H	Kansas		3 4								
1	H	Oklahoma		7 13		45	N	San Diego St.		0 3		63	H	Kansas		0 3								
11	N	Louisville		6 10								66	A	Oklahoma St.		1 2								
24	N	Tulsa		1 5								66	A	Oklahoma St.		1 4								
												66	A	Oklahoma St.		10 0								
												76	H	McNeese St.		3 2								
												76	H	McNeese St.		0 1								
												81	N	UCF		12 4								
												82	A	New Mexico St.		5 3								
												83	N	North Texas		3 5								
												92	H	IPFW		12 4								
												92	H	IPFW		4 5								
												93	A	Sam Houston St.		0 4								
												93	N	Sam Houston St.		8 3								
												97	N	Colorado St.		4 6								
												99	A	Iowa St.		5 6								
												99	A	Iowa St.		6 4								
												99	A	Iowa St.		15 5								
LAST 10 GAMES																								
						99	A	Iowa St.		15 5		1	H	Oklahoma		0 9								
						99	A	Iowa St.		6 4		63	H	Kansas		0 4								
						99	A	Iowa St.		5 6		63	H	Kansas		0 3								
						1	H	Oklahoma		7 13		63	H	Kansas		3 4								
						1	H	Oklahoma		0 6		66	A	Oklahoma St.		1 4								

Non-Div. I Games:

Texas Tech

S
I
U
E
d
w
a
r
d
s
v
i
l
l
e

SIU Edwardsville

RPI	S	Opponent	Score	
231	H	Tennessee St.	8	0
239	N	Wright St.	4	0
266	N	Maine	13	0
274	N	Detroit	0	1

SIU Edwardsville

SIU Edwardsville

SIU Edwardsville

Average RPI Win: 158		WON-LOST	WINNING	LAST 10	STRENGTH OF		OPP. STRENGTH	TEAM	ADJ		CONF.	ADJ CONF.					
Average RPI Loss: 84		RECORD	PCT. RANK	GAMES	SCHEDULE		OF SCHEDULE	RPI	RPI	RPI	RPI						
DIV. I ONLY		22-13-0	.62857	74	10-0-0		85	109	60	.55246	58	18	19				
DIV. I NON-CONF.		13-13-0	.5	137	1-0-0		93	67	105	.52186	103	21	21				
TOTALS		RPI 1-25	RPI 26-50		W-L RECORDS		RPI 51-100		RPI 101-150		RPI 150+						
22-13-0		1-4-0	1-2-0		OVERALL		3-3-0		3-0-0		14-4-0						
0-0-0		0-0-0	0-0-0		HOME		0-0-0		0-0-0		0-0-0						
9-7-0		1-3-0	1-2-0		AWAY		3-1-0		0-0-0		4-1-0						
13-6-0		0-1-0	0-0-0		NEUTRAL		0-2-0		3-0-0		10-3-0						
13-13-0		1-4-0	1-2-0		NON-CONFERENCE		0-3-0		3-0-0		8-4-0						
0-0-0		0-0-0	0-0-0		HOME		0-0-0		0-0-0		0-0-0						
3-7-0		1-3-0	1-0-		AWAY		0-1-0		0-0-0		1-1-0						
10-6-0		0-1-0	0-0-0		NEUTRAL		0-2-0		3-0-0		7-3-0						
9-0-0		0-0-0	0-0-0		CONFERENCE		3-0-0		0-0-0		6-0-0						
0-0-0		0-0-0	0-0-0		HOME		0-0-0		0-0-0		0-0-0						
6-0-0		0-0-0	0-0-0		AWAY		3-0-0		0-0-0		3-0-0						
3-0-0		0-0-0	0-0-0		NEUTRAL		0-0-0		0-0-0		3-0-0						
RPI	S	Opponent		Score		RPI	S	Opponent		Score		RPI	S	Opponent		Score	
5	N	Alabama		0	10	35	A	Georgia		1	4	71	A	Long Beach St.		4	5
7	A	LSU		0	9	35	A	Georgia		3	0	85	N	Drake		1	2
10	A	Nebraska		13	0	38	A	North Carolina		0	4	90	N	Illinois		3	6
10	A	Nebraska		0	11							92	A	IPFW		8	4
21	A	UCLA		1	7							92	A	IPFW		4	1
												92	A	IPFW		3	1
														109 N Virginia		5	1
														117 N UNLV		1	0
														122 N UC Santa Barbara		7	1
														156 A Loyola Marymount		5	0
														159 N Northern Ill.		9	7
														160 A UNI		2	5
														168 N George Washington		4	5
														171 N Nicholls St.		1	2
														176 A Western Ill.		13	1
														176 A Western Ill.		9	5
														176 A Western Ill.		7	4
														181 N Memphis		4	0
														181 N Memphis		4	1
														194 N Radford		8	0
														228 N IUPUI		3	2
														228 N IUPUI		2	0
														228 N IUPUI		8	0
														229 N Green Bay		9	1
														235 N Indiana St.		4	2
														235 N Indiana St.		7	10
														267 N Weber St.		3	0
LAST 10 GAMES																	
				92	A	IPFW	8	4	176	A	Western Ill.	7	4				
				92	A	IPFW	3	1	228	N	IUPUI	2	0				
				92	A	IPFW	4	1	228	N	IUPUI	8	0				
				176	A	Western Ill.	13	1	228	N	IUPUI	3	2				
				176	A	Western Ill.	9	5	10	A	Nebraska	13	0				

Non-Div. I Games:

North Dakota St.

San Jose St.

Average RPI Win: 147		WON-LOST RECORD		WINNING PCT. RANK		LAST 10 GAMES		STRENGTH OF SCHEDULE		OPP. STRENGTH OF SCHEDULE		TEAM RPI		ADJ RPI		CONF. RPI		ADJ CONF. RPI	
DIV. I ONLY		32-16-0		.66667 54		8-2-0		145		88		66		.55214 60		12		12	
DIV. I NON-CONF.		22-11-0		.66667 59		3-1-0		98		89		56		.56517 53		12		13	
TOTALS		RPI 1-25		RPI 26-50		W-L RECORDS		RPI 51-100		RPI 101-150		RPI 150+							
32-16-0		0-3-0		2-2-0		OVERALL		7-2-0		5-3-0		18-6-0							
17-7-0		0-0-0		1-0-0		HOME		4-1-0		1-2-0		11-4-0							
10-6-0		0-2-0		1-2-0		AWAY		2-0-0		1-0-0		6-2-0							
5-3-0		0-1-0		0-0-0		NEUTRAL		1-1-0		3-1-0		1-0-0							
22-11-0		0-3-0		1-0-0		NON-CONFERENCE		7-2-0		5-3-0		9-3-0							
12-6-0		0-0-0		1-0-0		HOME		4-1-0		1-2-0		6-3-0							
5-2-0		0-2-0		0-0-		AWAY		2-0-0		1-0-0		2-0-0							
5-3-0		0-1-0		0-0-0		NEUTRAL		1-1-0		3-1-0		1-0-0							
10-5-0		0-0-0		1-2-0		CONFERENCE		0-0-0		0-0-0		9-3-0							
5-1-0		0-0-0		0-0-0		HOME		0-0-0		0-0-0		5-1-0							
5-4-0		0-0-0		1-2-0		AWAY		0-0-0		0-0-0		4-2-0							
0-0-0		0-0-0		0-0-0		NEUTRAL		0-0-0		0-0-0		0-0-0							
RPI S	Opponent	Score		RPI S	Opponent	Score		RPI S	Opponent	Score		RPI S	Opponent	Score					
5 A	Alabama	1	9	31 A	Hofstra	1	7	53 A	Kennesaw St.	7	3	106 N	Kent St.	9	3				
16 N	South Ala.	0	8	31 A	Hofstra	1	2	53 H	Kennesaw St.	1	0	112 A	Chattanooga	3	1				
25 A	Mississippi St.	1	9	31 A	Hofstra	3	2	56 N	SIU Edwardsville	10	9	119 H	Furman	3	1				
				40 H	North Carolina St.	5	1	64 A	Auburn	4	1	119 H	Furman	2	6				
								70 N	Saint Joseph's	3	9	124 N	Central Conn. St.	3	1				
								72 H	Eastern Ill.	6	5	127 H	Troy	7	8				
								72 H	Eastern Ill.	4	3	127 N	Troy	3	5				
								98 H	Ga. Southern	4	5	137 N	Stephen F. Austin	3	2				
								98 H	Ga. Southern	8	0	154 H	Jacksonville St.	11	3				
												155 A	Mercer	9	6				
												155 A	Mercer	5	0				
												163 A	Towson	5	2				
												163 A	Towson	1	2				
												163 A	Towson	3	4				
												166 N	Western Mich.	11	2				
												172 H	Samford	6	4				
												172 H	Samford	3	1				
												191 H	Akron	0	2				
												201 H	George Mason	7	4				
												201 H	George Mason	5	0				
												201 H	George Mason	2	1				
												213 A	Drexel	7	6				
												213 A	Drexel	9	0				
												213 A	Drexel	9	0				
												214 H	Presbyterian	15	16				
												219 H	Northern Colo.	7	8				
												224 H	UNC Wilmington	2	4				

RPI	S	Opponent	Score	
224	H	UNC Wilmington	8	2
224	H	UNC Wilmington	1	0
226	H	Northern Ky.	10	0
226	H	Northern Ky.	8	2
275	H	Oakland	11	2

Georgia St.

G
e
o
r
g
i
a
S
t
.

G
e
o
r
g
i
a
S
t
.

Average RPI Win: 103		WON-LOST RECORD		WINNING PCT. RANK		LAST 10 GAMES		STRENGTH OF SCHEDULE		OPP. STRENGTH OF SCHEDULE		TEAM RPI		ADJ RPI		CONF. RPI		ADJ CONF. RPI					
DIV. I ONLY		21-24-1		.46739 154		6-4-0		24		33		62		.55207 61		2		1					
DIV. I NON-CONF.		15-12-1		.55357 110		2-1-0		156		108		111		.51902 109		1		1					
TOTALS		RPI 1-25		RPI 26-50		W-L RECORDS		RPI 51-100		RPI 101-150		RPI 150+											
21-24-1		5-9-0		2-6-0		OVERALL		5-4-1		3-1-0		6-4-0											
6-6-0		4-2-0		1-2-0		HOME		0-0-0		0-1-0		1-1-0											
5-9-0		0-7-0		1-2-0		AWAY		1-0-0		2-0-0		1-0-0											
10-9-1		1-0-0		0-2-0		NEUTRAL		4-4-1		1-0-0		4-3-0											
15-12-1		1-1-0		0-2-0		NON-CONFERENCE		5-4-1		3-1-0		6-4-0											
1-2-0		0-0-0		0-0-0		HOME		0-0-0		0-1-0		1-1-0											
4-1-0		0-1-0		0-0-		AWAY		1-0-0		2-0-0		1-0-0											
10-9-1		1-0-0		0-2-0		NEUTRAL		4-4-1		1-0-0		4-3-0											
6-12-0		4-8-0		2-4-0		CONFERENCE		0-0-0		0-0-0		0-0-0											
5-4-0		4-2-0		1-2-0		HOME		0-0-0		0-0-0		0-0-0											
1-8-0		0-6-0		1-2-0		AWAY		0-0-0		0-0-0		0-0-0											
0-0-0		0-0-0		0-0-0		NEUTRAL		0-0-0		0-0-0		0-0-0											
RPI	S	Opponent		Score		RPI	S	Opponent		Score		RPI	S	Opponent		Score							
4	A	Oregon		1	11	26	N	Baylor		2	5	52	A	Cal St. Fullerton		1	0	113	A	Utah Valley		4	2
4	A	Oregon		2	5	28	H	Arizona		5	6	52	N	Cal St. Fullerton		0	8	113	H	Utah Valley		1	4
4	A	Oregon		3	11	28	H	Arizona		8	4	54	N	Ohio St.		5	4	117	A	UNLV		14	6
12	A	California		0	6	28	H	Arizona		4	6	71	N	Long Beach St.		3	1	145	N	South Dakota		8	4
12	A	California		4	9	29	N	Arkansas		1	5	73	N	Syracuse		2	3	156	N	Loyola Marymount		9	3
12	A	California		1	4	36	A	Oregon St.		11	2	73	N	Syracuse		1	2	182	N	Idaho St.		9	3
13	H	Arizona St.		5	4	36	A	Oregon St.		2	10	89	N	Nevada		4	6	182	N	Idaho St.		8	9
13	H	Arizona St.		6	5	36	A	Oregon St.		2	6	89	N	Nevada		5	2	192	N	LIU Brooklyn		7	0
13	H	Arizona St.		4	6							97	N	Colorado St.		7	3	202	N	Seattle		0	10
16	N	South Ala.		2	1							100	N	Cal Poly		1	1	202	N	Seattle		3	6
20	A	Hawaii		0	1													234	A	Utah St.		14	3
21	H	UCLA		8	3													246	N	Bethune-Cookman		8	0
21	H	UCLA		4	6													267	H	Weber St.		1	6
21	H	UCLA		7	4													267	H	Weber St.		11	2
LAST 10 GAMES																							
13	H	Arizona St.		4	6	36	A	Oregon St.		11	2												
13	H	Arizona St.		6	5	36	A	Oregon St.		2	6												
13	H	Arizona St.		5	4	267	H	Weber St.		1	6												
234	A	Utah St.		14	3	267	H	Weber St.		11	2												
36	A	Oregon St.		2	10	21	H	UCLA		8	3												

Non-Div. I Games:

Utah

Average RPI Win:		166	WON-LOST RECORD		WINNING PCT. RANK		LAST 10 GAMES		STRENGTH OF SCHEDULE		OPP. STRENGTH OF SCHEDULE		TEAM RPI		ADJ RPI		CONF. RPI		ADJ CONF. RPI	
DIV. I ONLY			26-12-0		.68421 46		7-2-0		142		128		65		.55176 62		13		13	
DIV. I NON-CONF.			14-9-0		.6087 76		0-0-0		91		134		69		.54734 68		13		12	
TOTALS		RPI 1-25		RPI 26-50		W-L RECORDS		RPI 51-100		RPI 101-150		RPI 150+								
26-12-0		1-2-0		1-1-0		OVERALL		1-2-0		7-6-0		16-1-0								
7-3-0		0-1-0		0-0-0		HOME		0-0-0		4-2-0		3-0-0								
6-3-0		0-0-0		0-0-0		AWAY		0-1-0		1-1-0		5-1-0								
13-6-0		1-1-0		1-1-0		NEUTRAL		1-1-0		2-3-0		8-0-0								
14-9-0		1-2-0		1-1-0		NON-CONFERENCE		1-2-0		3-4-0		8-0-0								
0-1-0		0-1-0		0-0-0		HOME		0-0-0		0-0-0		0-0-0								
1-2-0		0-0-0		0-0-0		AWAY		0-1-0		1-1-0		0-0-0								
13-6-0		1-1-0		1-1-0		NEUTRAL		1-1-0		2-3-0		8-0-0								
12-3-0		0-0-0		0-0-0		CONFERENCE		0-0-0		4-2-0		8-1-0								
7-2-0		0-0-0		0-0-0		HOME		0-0-0		4-2-0		3-0-0								
5-1-0		0-0-0		0-0-0		AWAY		0-0-0		0-0-0		5-1-0								
0-0-0		0-0-0		0-0-0		NEUTRAL		0-0-0		0-0-0		0-0-0								
RPI	S	Opponent		Score		RPI	S	Opponent		Score		RPI	S	Opponent		Score				
2	N	Florida		3	13	36	N	Oregon St.		5	3	102	H	Southern Ill.		5	0			
10	H	Nebraska		3	4	45	N	San Diego St.		2	5	68	A	Central Ark.		2	13			
24	N	Tulsa		4	3							72	N	Eastern Ill.		0	5			
														102 H Southern Ill.		1	6			
														105 N Robert Morris		1	3			
														118 H Bradley		3	2			
														118 H Bradley		6	5			
														118 H Bradley		2	3			
														129 N New Mexico		5	1			
														136 N Lamar		2	3			
														136 N Lamar		10	3			
														137 N Stephen F. Austin		3	4			
														148 A Texas-Arlington		3	1			
														148 A Texas-Arlington		0	3			
														151 A Evansville		2	5			
														151 A Evansville		6	4			
														151 A Evansville		2	0			
														160 H UNI		11	1			
														160 H UNI		4	1			
														160 H UNI		4	2			
														184 N Army		4	0			
														190 N Fairleigh Dickinson		4	0			
														204 N Butler		3	0			
														235 A Indiana St.		3	1			
														235 A Indiana St.		9	1			
														235 A Indiana St.		16	5			
														242 N Saint Francis (PA)		2	0			
														248 N Youngstown St.		6	2			

Non-Div. I Games:

Creighton

RPI	S	Opponent	Score	
255	N	North Dakota	9	0
261	N	Ark.-Pine Bluff	16	2
286	N	Grambling	10	0

Creighton

C
r
e
i
g
h
t
o
n

C
r
e
i
g
h
t
o
n

Average RPI Win: 145		WON-LOST RECORD		WINNING PCT. RANK		LAST 10 GAMES		STRENGTH OF SCHEDULE		OPP. STRENGTH OF SCHEDULE		TEAM RPI		ADJ RPI		CONF. RPI		ADJ CONF. RPI									
DIV. I ONLY		27-13-0		.675 50		6-4-0		143		74		63		.55132 63		3		3									
DIV. I NON-CONF.		23-8-0		.74194 37		2-1-0		239		125		75		.53913 74		3		3									
TOTALS		RPI 1-25		RPI 26-50		W-L RECORDS		RPI 51-100		RPI 101-150		RPI 150+															
27-13-0		0-3-0		1-2-0		OVERALL		8-3-0		5-3-0		13-2-0															
0-3-0		0-3-0		0-0-0		HOME		0-0-0		0-0-0		0-0-0															
9-7-0		0-0-0		0-1-0		AWAY		5-3-0		3-1-0		1-2-0															
18-3-0		0-0-0		1-1-0		NEUTRAL		3-0-0		2-2-0		12-0-0															
23-8-0		0-0-0		1-2-0		NON-CONFERENCE		4-1-0		5-3-0		13-2-0															
0-0-0		0-0-0		0-0-0		HOME		0-0-0		0-0-0		0-0-0															
5-5-0		0-0-0		0-0-		AWAY		1-1-0		3-1-0		1-2-0															
18-3-0		0-0-0		1-1-0		NEUTRAL		3-0-0		2-2-0		12-0-0															
4-5-0		0-3-0		0-0-0		CONFERENCE		4-2-0		0-0-0		0-0-0															
0-3-0		0-3-0		0-0-0		HOME		0-0-0		0-0-0		0-0-0															
4-2-0		0-0-0		0-0-0		AWAY		4-2-0		0-0-0		0-0-0															
0-0-0		0-0-0		0-0-0		NEUTRAL		0-0-0		0-0-0		0-0-0															
RPI	S	Opponent		Score		RPI	S	Opponent		Score		RPI	S	Opponent		Score											
3	H	Texas		0 5		40	A	North Carolina St.		2 5		55	A	Texas Tech		4 3		110	N	Fresno St.		2 3					
3	H	Texas		4 5		40	N	North Carolina St.		8 0		55	A	Texas Tech		4 0		112	N	Chattanooga		6 1					
3	H	Texas		4 16		40	N	North Carolina St.		2 3		55	A	Texas Tech		3 0		119	A	Furman		11 1					
												57	N	Ball St.		8 7		119	A	Furman		4 0					
												64	A	Auburn		5 8		119	A	Furman		0 2					
												64	N	Auburn		11 10		129	N	New Mexico		1 2					
												66	A	Oklahoma St.		1 3		133	A	Fla. Atlantic		10 0					
												66	A	Oklahoma St.		1 3		146	N	St. Mary's (CA)		3 1					
												66	A	Oklahoma St.		9 7		157	N	Stony Brook		7 1					
												75	A	FIU		6 3		157	N	Stony Brook		12 0					
												100	N	Michigan St.		1 0		158	N	La.-Monroe		6 0					
																		164	N	Georgetown		9 1					
																		164	N	Georgetown		5 2					
																		180	N	Texas St.		4 2					
																		185	A	Sacramento St.		0 1					
																		203	N	Bryant		10 2					
																		216	N	Eastern Mich.		10 0					
																		233	A	A&M-Corpus Christi		11 3					
																		233	A	A&M-Corpus Christi		0 1					
																		235	N	Indiana St.		8 0					
																		278	N	N.C. A&T		17 0					
																		280	N	Lafayette		20 0					
																		281	N	Southern U.		14 0					
						LAST 10 GAMES																					
						66 A Oklahoma St.						1 3		119 A Furman						0 2							
						66 A Oklahoma St.						9 7		55 A Texas Tech						4 0							
						66 A Oklahoma St.						1 3		55 A Texas Tech						3 0							
						119 A Furman						11 1		55 A Texas Tech						4 3							
						119 A Furman						4 0		3 H Texas						4 5							

Non-Div. I Games:

Kansas

Average RPI Win: 158		WON-LOST	WINNING	LAST 10	STRENGTH OF		OPP. STRENGTH	TEAM	ADJ		CONF.	ADJ CONF.		
Average RPI Loss: 37		RECORD	PCT. RANK	GAMES	SCHEDULE		OF SCHEDULE	RPI	RPI		RPI	RPI		
DIV. I ONLY		28-20-0	.58333	96	4-6-0		78	22	61		.55033	64		
DIV. I NON-CONF.		21-6-0	.77778	26	2-0-0		276	118	106		.51912	108		
TOTALS		RPI 1-25	RPI 26-50		W-L RECORDS		RPI 51-100		RPI 101-150		RPI 150+			
28-20-0		4-9-0	1-6-0		OVERALL		3-3-0		3-2-0		17-0-0			
20-12-0		1-3-0	1-6-0		HOME		3-2-0		3-1-0		12-0-0			
7-6-0		3-6-0	0-0-0		AWAY		0-0-0		0-0-0		4-0-0			
1-2-0		0-0-0	0-0-0		NEUTRAL		0-1-0		0-1-0		1-0-0			
21-6-0		0-1-0	0-1-0		NON-CONFERENCE		1-2-0		3-2-0		17-0-0			
16-4-0		0-1-0	0-1-0		HOME		1-1-0		3-1-0		12-0-0			
4-0-0		0-0-0	0-0-		AWAY		0-0-0		0-0-0		4-0-0			
1-2-0		0-0-0	0-0-0		NEUTRAL		0-1-0		0-1-0		1-0-0			
7-14-0		4-8-0	1-5-0		CONFERENCE		2-1-0		0-0-0		0-0-0			
4-8-0		1-2-0	1-5-0		HOME		2-1-0		0-0-0		0-0-0			
3-6-0		3-6-0	0-0-0		AWAY		0-0-0		0-0-0		0-0-0			
0-0-0		0-0-0	0-0-0		NEUTRAL		0-0-0		0-0-0		0-0-0			
RPI	S	Opponent	Score		RPI	S	Opponent	Score		RPI	S	Opponent	Score	
2	H	Florida	0	13	34	H	Minnesota	3	4	60	H	Georgia St.	1	4
2	H	Florida	5	4	35	H	Georgia	0	2	63	H	Kansas	8	5
2	H	Florida	0	2	35	H	Georgia	3	9	63	N	Kansas	10	11
5	A	Alabama	1	13	35	H	Georgia	8	9	65	H	Ole Miss	9	0
5	A	Alabama	7	4	48	H	South Carolina	4	8	65	H	Ole Miss	2	1
5	A	Alabama	0	8	48	H	South Carolina	7	1	65	H	Ole Miss	9	11
6	A	Tennessee	0	6	48	H	South Carolina	1	3					
6	A	Tennessee	1	6										
6	A	Tennessee	3	5										
23	H	Florida St.	3	6										
25	A	Mississippi St.	7	5										
25	A	Mississippi St.	8	3										
25	A	Mississippi St.	3	4										
					LAST 10 GAMES									
					48	H	South Carolina	1	3	6	A	Tennessee	3	5
					48	H	South Carolina	7	1	127	H	Troy	6	1
					48	H	South Carolina	4	8	186	H	Southern Miss.	3	1
					6	A	Tennessee	0	6	65	H	Ole Miss	9	11
					6	A	Tennessee	1	6	65	H	Ole Miss	2	1

Non-Div. I Games:

Auburn

Average RPI Win: 158		WON-LOST	WINNING	LAST 10	STRENGTH OF		OPP. STRENGTH	TEAM	ADJ		CONF.	ADJ CONF.
Average RPI Loss: 32		RECORD	PCT. RANK	GAMES	SCHEDULE		OF SCHEDULE	RPI	RPI		RPI	RPI
DIV. I ONLY		22-29-0	.43137	176	14		26	59	.54937		65	1
DIV. I NON-CONF.		20-9-0	.68966	53	112		98	55	.55847		58	2
TOTALS		RPI 1-25	RPI 26-50		W-L RECORDS		RPI 51-100		RPI 101-150		RPI 150+	
22-29-0		1-19-0	0-4-0		OVERALL		4-5-0		7-0-0		10-1-0	
11-11-0		0-10-0	0-0-0		HOME		3-0-0		0-0-0		8-1-0	
3-15-0		1-8-0	0-3-0		AWAY		1-4-0		0-0-0		1-0-0	
8-3-0		0-1-0	0-1-0		NEUTRAL		0-1-0		7-0-0		1-0-0	
20-9-0		0-4-0	0-1-0		NON-CONFERENCE		3-3-0		7-0-0		10-1-0	
11-1-0		0-0-0	0-0-0		HOME		3-0-0		0-0-0		8-1-0	
1-5-0		0-3-0	0-0-		AWAY		0-2-0		0-0-0		1-0-0	
8-3-0		0-1-0	0-1-0		NEUTRAL		0-1-0		7-0-0		1-0-0	
2-20-0		1-15-0	0-3-0		CONFERENCE		1-2-0		0-0-0		0-0-0	
0-10-0		0-10-0	0-0-0		HOME		0-0-0		0-0-0		0-0-0	
2-10-0		1-5-0	0-3-0		AWAY		1-2-0		0-0-0		0-0-0	
0-0-0		0-0-0	0-0-0		NEUTRAL		0-0-0		0-0-0		0-0-0	
RPI S	Opponent	Score	RPI S	Opponent	Score	RPI S	Opponent	Score	RPI S	Opponent	Score	
2 H	Florida	7 8	33 N	UAB	3 5	64 A	Auburn	1 2	120 N	Connecticut	7 3	
2 H	Florida	0 8	35 A	Georgia	4 12	64 A	Auburn	0 9	123 N	Penn	2 1	
2 H	Florida	1 4	35 A	Georgia	5 14	64 A	Auburn	11 9	134 N	Villanova	2 0	
6 H	Tennessee	5 15	35 A	Georgia	0 6	68 N	Central Ark.	2 4	134 N	Villanova	7 0	
6 H	Tennessee	1 9				76 H	McNeese St.	9 8	136 N	Lamar	11 1	
6 H	Tennessee	4 12				81 A	UCF	3 4	146 N	St. Mary's (CA)	7 2	
7 H	LSU	1 9				85 H	Drake	2 1	146 N	St. Mary's (CA)	10 2	
8 N	Washington	2 10				88 A	UT Martin	0 1	158 H	La.-Monroe	8 0	
14 A	Kentucky	2 5				88 H	UT Martin	9 8	172 H	Samford	3 0	
14 A	Kentucky	3 1							186 H	Southern Miss.	4 7	
14 A	Kentucky	2 5							186 H	Southern Miss.	3 0	
15 H	Missouri	0 11							212 A	Belmont	10 2	
15 H	Missouri	1 6							222 N	Jackson St.	10 2	
15 H	Missouri	0 12							225 H	Middle Tenn.	11 0	
16 A	South Ala.	2 4							243 H	Mississippi Val.	2 1	
20 A	Hawaii	0 2							261 H	Ark.-Pine Bluff	8 0	
20 A	Hawaii	0 2							261 H	Ark.-Pine Bluff	16 0	
25 A	Mississippi St.	5 6							261 H	Ark.-Pine Bluff	4 0	
25 A	Mississippi St.	0 8										
25 A	Mississippi St.	1 5										
LAST 10 GAMES												
	6 H Tennessee	1 9		25 A Mississippi St.	5 6							
	6 H Tennessee	5 15		25 A Mississippi St.	1 5							
	6 H Tennessee	4 12		261 H Ark.-Pine Bluff	8 0							
	158 H La.-Monroe	8 0		64 A Auburn	11 9							
	25 A Mississippi St.	0 8		64 A Auburn	1 2							

Non-Div. I Games:

Ole Miss

Average RPI Win:		145	WON-LOST RECORD		WINNING PCT. RANK		LAST 10 GAMES		STRENGTH OF SCHEDULE		OPP. STRENGTH OF SCHEDULE		TEAM RPI		ADJ RPI		CONF. RPI		ADJ CONF. RPI				
DIV. I ONLY			26-21-0		.55319 116		2-7-0		58		67		69		.54908 66		3		3				
DIV. I NON-CONF.			22-13-0		.62857 72		0-0-0		89		85		64		.55573 62		3		3				
TOTALS		RPI 1-25		RPI 26-50		W-L RECORDS		RPI 51-100		RPI 101-150		RPI 150+											
26-21-0		2-6-0		0-6-0		OVERALL		7-7-0		7-1-0		10-1-0											
12-7-0		0-2-0		0-2-0		HOME		5-3-0		1-0-0		6-0-0											
2-7-0		0-1-0		0-3-0		AWAY		1-3-0		1-0-0		0-0-0											
12-7-0		2-3-0		0-1-0		NEUTRAL		1-1-0		5-1-0		4-1-0											
22-13-0		2-6-0		0-3-0		NON-CONFERENCE		3-2-0		7-1-0		10-1-0											
8-5-0		0-2-0		0-2-0		HOME		1-1-0		1-0-0		6-0-0											
2-1-0		0-1-0		0-0-		AWAY		1-0-0		1-0-0		0-0-0											
12-7-0		2-3-0		0-1-0		NEUTRAL		1-1-0		5-1-0		4-1-0											
4-8-0		0-0-0		0-3-0		CONFERENCE		4-5-0		0-0-0		0-0-0											
4-2-0		0-0-0		0-0-0		HOME		4-2-0		0-0-0		0-0-0											
0-6-0		0-0-0		0-3-0		AWAY		0-3-0		0-0-0		0-0-0											
0-0-0		0-0-0		0-0-0		NEUTRAL		0-0-0		0-0-0		0-0-0											
RPI	S	Opponent		Score		RPI	S	Opponent		Score		RPI	S	Opponent		Score							
2	N	Florida		0	2	26	A	Baylor		0	2	55	H	Texas Tech		2	1	105	N	Robert Morris		3	0
10	H	Nebraska		0	3	26	A	Baylor		0	1	55	H	Texas Tech		4	1	111	N	Rutgers		2	1
10	H	Nebraska		5	10	26	A	Baylor		2	5	55	H	Texas Tech		0	10	113	N	Utah Valley		1	3
18	N	Stanford		4	1	42	H	Houston		3	4	63	H	Kansas		3	1	114	N	Maryland		1	0
21	N	UCLA		1	5	42	H	Houston		1	4	63	H	Kansas		3	1	129	A	New Mexico		11	0
22	N	Iowa		4	3	50	N	Neb. Omaha		0	1	63	H	Kansas		7	9	129	H	New Mexico		6	1
22	N	Iowa		1	3							68	H	Central Ark.		10	2	135	N	BYU		3	2
24	A	Tulsa		1	5							71	N	Long Beach St.		1	3	147	N	Dayton		4	2
												83	A	North Texas		8	0	160	H	UNI		1	0
												83	H	North Texas		3	4	183	N	Boston U.		7	1
												97	N	Colorado St.		4	1	192	N	LIU Brooklyn		6	0
												99	A	Iowa St.		7	9	202	N	Seattle		2	3
												99	A	Iowa St.		6	8	254	H	Cleveland St.		4	2
												99	A	Iowa St.		8	11	254	H	Cleveland St.		10	1
																		264	H	Santa Clara		13	3
																		264	H	Santa Clara		8	0
																		264	H	Santa Clara		9	0
																		267	N	Weber St.		2	1
																		270	N	Siena		12	0

Average RPI Win:		169	WON-LOST RECORD		WINNING PCT. RANK	LAST 10 GAMES	STRENGTH OF SCHEDULE		OPP. STRENGTH OF SCHEDULE	TEAM RPI	ADJ RPI	CONF. RPI	ADJ CONF. RPI
Average RPI Loss:		88											
DIV. I ONLY		36-13-0			.73469 31	8-2-0	178		120	56	.54811 67	7	9
DIV. I NON-CONF.		22-7-0			.75862 31	1-0-0	230		180	73	.53512 80	11	11
TOTALS		RPI 1-25	RPI 26-50		W-L RECORDS		RPI 51-100		RPI 101-150		RPI 150+		
36-13-0		0-1-0	1-4-0		OVERALL		6-5-0		6-0-0		23-3-0		
21-5-0		0-0-0	0-0-0		HOME		2-3-0		2-0-0		17-2-0		
7-5-0		0-1-0	1-2-0		AWAY		4-2-0		2-0-0		0-0-0		
8-3-0		0-0-0	0-2-0		NEUTRAL		0-0-0		2-0-0		6-1-0		
22-7-0		0-1-0	0-2-0		NON-CONFERENCE		1-2-0		6-0-0		15-2-0		
11-3-0		0-0-0	0-0-0		HOME		0-2-0		2-0-0		9-1-0		
3-1-0		0-1-0	0-0-		AWAY		1-0-0		2-0-0		0-0-0		
8-3-0		0-0-0	0-2-0		NEUTRAL		0-0-0		2-0-0		6-1-0		
14-6-0		0-0-0	1-2-0		CONFERENCE		5-3-0		0-0-0		8-1-0		
10-2-0		0-0-0	0-0-0		HOME		2-1-0		0-0-0		8-1-0		
4-4-0		0-0-0	1-2-0		AWAY		3-2-0		0-0-0		0-0-0		
0-0-0		0-0-0	0-0-0		NEUTRAL		0-0-0		0-0-0		0-0-0		
RPI S	Opponent	Score	RPI S	Opponent	Score	RPI S	Opponent	Score	RPI S	Opponent	Score		
23 A	Florida St.	1 3	32 N	Virginia Tech	3 5	51 A	Lipscomb	5 4	103 H	Monmouth	4 3		
			32 N	Virginia Tech	1 3	51 A	Lipscomb	5 1	103 H	Monmouth	2 0		
			39 A	USC Upstate	0 5	51 A	Lipscomb	0 8	120 N	Connecticut	1 0		
			39 A	USC Upstate	0 13	53 H	Kennesaw St.	4 2	127 A	Troy	3 2		
			39 A	USC Upstate	1 0	53 H	Kennesaw St.	3 4	127 N	Troy	7 6		
						53 H	Kennesaw St.	2 1	133 A	Fla. Atlantic	5 0		
						75 H	FIU	3 6	151 N	Evansville	7 2		
						75 H	FIU	3 6	155 H	Mercer	5 4		
						81 A	UCF	2 0	155 H	Mercer	12 3		
						96 A	Stetson	2 6	155 H	Mercer	5 4		
						96 A	Stetson	8 0	159 N	Northern Ill.	2 4		
									161 N	Providence	2 1		
									163 N	Towson	8 0		
									165 H	Princeton	2 0		
									165 H	Princeton	9 1		
									215 H	East Tenn. St.	5 1		
									215 H	East Tenn. St.	1 0		
									215 H	East Tenn. St.	10 0		
									226 H	Northern Ky.	3 4		
									226 H	Northern Ky.	3 2		
									226 H	Northern Ky.	9 2		
									244 H	Florida A&M	4 7		
									244 N	Florida A&M	6 0		
									246 H	Bethune-Cookman	4 2		
									246 N	Bethune-Cookman	3 1		
									246 N	Bethune-Cookman	5 3		
									257 H	Mt. St. Mary's	8 0		
			LAST 10 GAMES										
			226 H	Northern Ky.	3 4	155 H	Mercer	5 4	244 N	Florida A&M	6 0		
			226 H	Northern Ky.	3 2	155 H	Mercer	5 4	246 H	Bethune-Cookman	4 2		
			226 H	Northern Ky.	9 2	155 H	Mercer	12 3	246 N	Bethune-Cookman	3 1		
			96 A	Stetson	8 0	246 H	Bethune-Cookman	4 2	246 N	Bethune-Cookman	5 3		
			96 A	Stetson	2 6	53 H	Kennesaw St.	4 2	257 H	Mt. St. Mary's	8 0		

Non-Div. I Games:

North Florida

RPI	S	Opponent	Score	
257	H	Mt. St. Mary's	9	0
268	H	St. Bonaventure	4	1
268	H	St. Bonaventure	8	4
273	H	Delaware St.	2	0
275	H	Oakland	3	2

North Florida

N
o
r
t
h
F
l
o
r
i
d
a

N
o
r
t
h
F
l
o
r
i
d
a

Average RPI Win:	159	WON-LOST RECORD	WINNING PCT. RANK	LAST 10 GAMES	STRENGTH OF SCHEDULE	OPP. STRENGTH OF SCHEDULE	TEAM RPI	ADJ RPI	CONF. RPI	ADJ CONF. RPI			
DIV. I ONLY		29-16-0	.64444	62	5-3-0	98	176	70	.54695	68	14	14	
DIV. I NON-CONF.		19-7-0	.73077	41	2-0-0	161	179	62	.55744	60	15	15	
<hr/>													
TOTALS	RPI 1-25	RPI 26-50		W-L RECORDS		RPI 51-100		RPI 101-150		RPI 150+			
29-16-0	1-2-0	0-0-0		OVERALL		6-6-0		6-1-0		16-7-0			
17-2-0	1-0-0	0-0-0		HOME		3-1-0		5-1-0		8-0-0			
8-10-0	0-2-0	0-0-0		AWAY		2-5-0		0-0-0		6-1-0			
4-4-0	0-0-0	0-0-0		NEUTRAL		1-0-0		1-0-0		2-4-0			
<hr/>													
19-7-0	1-2-0	0-0-0		NON-CONFERENCE		3-1-0		1-0-0		14-4-0			
11-0-0	1-0-0	0-0-0		HOME		2-0-0		0-0-0		8-0-0			
4-3-0	0-2-0	0-0-		AWAY		0-1-0		0-0-0		4-0-0			
4-4-0	0-0-0	0-0-0		NEUTRAL		1-0-0		1-0-0		2-4-0			
<hr/>													
10-9-0	0-0-0	0-0-0		CONFERENCE		3-5-0		5-1-0		2-3-0			
6-2-0	0-0-0	0-0-0		HOME		1-1-0		5-1-0		0-0-0			
4-7-0	0-0-0	0-0-0		AWAY		2-4-0		0-0-0		2-3-0			
0-0-0	0-0-0	0-0-0		NEUTRAL		0-0-0		0-0-0		0-0-0			
<hr/>													
RPI S	Opponent	Score		RPI S	Opponent	Score		RPI S	Opponent	Score			
16 A	South Ala.	2	11			57 H	Ball St.	6	0	112 N	Chattanooga	8	0
16 A	South Ala.	4	7			62 H	Creighton	13	2	137 H	Stephen F. Austin	11	8
24 H	Tulsa	1	0			65 N	Ole Miss	4	2	137 H	Stephen F. Austin	3	0
						66 A	Oklahoma St.	2	10	137 H	Stephen F. Austin	4	1
						76 H	McNeese St.	0	8	141 H	Southeastern La.	0	1
						76 H	McNeese St.	4	3	141 H	Southeastern La.	8	0
						80 A	Northwestern St.	0	1	141 H	Southeastern La.	5	0
						80 A	Northwestern St.	0	1	155 A	Mercer	8	5
						80 A	Northwestern St.	8	4	155 H	Mercer	10	0
						93 A	Sam Houston St.	0	10	160 H	UNI	4	3
						93 A	Sam Houston St.	8	9	160 H	UNI	16	2
						93 A	Sam Houston St.	5	3	171 A	Nicholls St.	3	5
										171 A	Nicholls St.	1	0
										176 N	Western Ill.	3	10
										181 A	Memphis	1	0
										189 A	Missouri St.	2	0
										193 N	Valparaiso	3	7
										196 A	Houston Baptist	11	5
										196 A	Houston Baptist	1	5
										196 A	Houston Baptist	3	13
										212 A	Belmont	3	1
										222 N	Jackson St.	1	2
										222 N	Jackson St.	7	3
										226 N	Northern Ky.	6	0
										226 N	Northern Ky.	6	7
										261 H	Ark.-Pine Bluff	20	2
										261 H	Ark.-Pine Bluff	10	2
<hr/>													
LAST 10 GAMES													
141 H	Southeastern La.	5	0	171 A	Nicholls St.	1	0	222 N	Jackson St.	7	3		
141 H	Southeastern La.	8	0	189 A	Missouri St.	2	0	226 N	Northern Ky.	6	0		
141 H	Southeastern La.	0	1	80 A	Northwestern St.	0	1	226 N	Northern Ky.	6	7		
181 A	Memphis	1	0	80 A	Northwestern St.	8	4	261 H	Ark.-Pine Bluff	20	2		
171 A	Nicholls St.	3	5	80 A	Northwestern St.	0	1	261 H	Ark.-Pine Bluff	10	2		

Non-Div. I Games: Ark.-Monticello 2 1 Southern Ark. 9 1

Central Ark.

RPI	S	Opponent	Score	
261	H	Ark.-Pine Bluff	17	2
261	H	Ark.-Pine Bluff	8	0
286	H	Grambling	8	0

Central Ark.

C
e
n
t
r
a
l
A
r
k
.

C
e
n
t
r
a
l
A
r
k
.

Average RPI Win:		175	WON-LOST RECORD		WINNING PCT. RANK		LAST 10 GAMES		STRENGTH OF SCHEDULE		OPP. STRENGTH OF SCHEDULE		TEAM RPI		ADJ RPI		CONF. RPI		ADJ CONF. RPI				
DIV. I ONLY			30-18-0		.625 76		2-8-0		96		101		67		.54605 69		7		9				
DIV. I NON-CONF.			19-7-0		.73077 41		0-0-0		113		159		45		.56791 50		11		11				
TOTALS		RPI 1-25		RPI 26-50		W-L RECORDS		RPI 51-100		RPI 101-150		RPI 150+											
30-18-0		0-4-0		0-5-0		OVERALL		6-8-0		1-0-0		23-1-0											
12-8-0		0-3-0		0-2-0		HOME		4-3-0		0-0-0		8-0-0											
12-9-0		0-1-0		0-3-0		AWAY		0-5-0		1-0-0		11-0-0											
6-1-0		0-0-0		0-0-0		NEUTRAL		2-0-0		0-0-0		4-1-0											
19-7-0		0-4-0		0-0-0		NON-CONFERENCE		4-2-0		1-0-0		14-1-0											
10-3-0		0-3-0		0-0-0		HOME		2-0-0		0-0-0		8-0-0											
3-3-0		0-1-0		0-0-		AWAY		0-2-0		1-0-0		2-0-0											
6-1-0		0-0-0		0-0-0		NEUTRAL		2-0-0		0-0-0		4-1-0											
11-11-0		0-0-0		0-5-0		CONFERENCE		2-6-0		0-0-0		9-0-0											
2-5-0		0-0-0		0-2-0		HOME		2-3-0		0-0-0		0-0-0											
9-6-0		0-0-0		0-3-0		AWAY		0-3-0		0-0-0		9-0-0											
0-0-0		0-0-0		0-0-0		NEUTRAL		0-0-0		0-0-0		0-0-0											
RPI	S	Opponent		Score		RPI	S	Opponent		Score		RPI	S	Opponent		Score							
2	H	Florida		3	11	39	H	USC Upstate		7	12	51	H	Lipscomb		4	3						
11	H	Louisville		0	9	39	H	USC Upstate		2	7	51	H	Lipscomb		3	1						
16	H	South Ala.		0	7	46	A	FGCU		9	10	51	H	Lipscomb		3	4						
23	A	Florida St.		0	8	46	A	FGCU		5	7	53	A	Kennesaw St.		4	10						
						46	A	FGCU		5	6	53	A	Kennesaw St.		0	1						
												53	A	Kennesaw St.		3	4						
												54	H	Ohio St.		4	2						
												57	N	Ball St.		7	5						
												78	H	Delaware		8	2						
												96	H	Stetson		1	3						
												96	H	Stetson		1	5						
												98	A	Ga. Southern		5	9						
												98	A	Ga. Southern		3	5						
												100	N	Michigan St.		5	2						
LAST 10 GAMES																							
53 A Kennesaw St.						3	4	46 A FGCU						5	6	246 A Bethune-Cookman						1	0
53 A Kennesaw St.						4	10	96 H Stetson						1	5	246 H Bethune-Cookman						3	2
53 A Kennesaw St.						0	1	96 H Stetson						1	3	246 N Bethune-Cookman						2	0
46 A FGCU						5	7	226 A Northern Ky.						6	0								
46 A FGCU						9	10	226 A Northern Ky.						4	2								

Non-Div. I Games:

Jacksonville

Average RPI Win:	187	WON-LOST RECORD	WINNING PCT. RANK	LAST 10 GAMES	STRENGTH OF SCHEDULE	OPP. STRENGTH OF SCHEDULE	TEAM RPI	ADJ RPI	CONF. RPI	ADJ CONF. RPI			
DIV. I ONLY		28-6-1	.81429 14	7-3-0	248	199	71	.5458 70	22	22			
DIV. I NON-CONF.		17-3-1	.83333 17	2-0-0	251	197	65	.55263 65	22	22			
<hr/>													
TOTALS	RPI 1-25	RPI 26-50		W-L RECORDS		RPI 51-100		RPI 101-150		RPI 150+			
28-6-1	0-0-0	0-1-0		OVERALL		3-0-0		5-2-0		20-3-1			
9-0-0	0-0-0	0-0-0		HOME		2-0-0		4-0-0		3-0-0			
9-3-0	0-0-0	0-0-0		AWAY		0-0-0		1-1-0		8-2-0			
10-3-1	0-0-0	0-1-0		NEUTRAL		1-0-0		0-1-0		9-1-1			
<hr/>													
17-3-1	0-0-0	0-1-0		NON-CONFERENCE		3-0-0		2-1-0		12-1-1			
5-0-0	0-0-0	0-0-0		HOME		2-0-0		2-0-0		1-0-0			
2-0-0	0-0-0	0-0-		AWAY		0-0-0		0-0-0		2-0-0			
10-3-1	0-0-0	0-1-0		NEUTRAL		1-0-0		0-1-0		9-1-1			
<hr/>													
11-3-0	0-0-0	0-0-0		CONFERENCE		0-0-0		3-1-0		8-2-0			
4-0-0	0-0-0	0-0-0		HOME		0-0-0		2-0-0		2-0-0			
7-3-0	0-0-0	0-0-0		AWAY		0-0-0		1-1-0		6-2-0			
0-0-0	0-0-0	0-0-0		NEUTRAL		0-0-0		0-0-0		0-0-0			
<hr/>													
RPI S	Opponent	Score	RPI S	Opponent	Score	RPI S	Opponent	Score	RPI S	Opponent	Score		
			47 N	Northwestern	0 4	60 N	Georgia St.	9 3	108 N	Central Mich.	3 8		
			78 H	Delaware	7 1	123 H	Penn	5 0					
			78 H	Delaware	4 3	125 A	Saint Louis	2 4					
			125 A	Saint Louis	5 3								
			134 H	Villanova	8 5								
			147 H	Dayton	2 0								
			147 H	Dayton	3 1								
			156 N	Loyola Marymount	4 3								
			161 N	Providence	6 1								
			164 N	Georgetown	3 1								
			164 N	Georgetown	3 1								
			166 N	Western Mich.	1 7								
			170 H	Charlotte	3 2								
			170 H	Charlotte	6 3								
			175 A	Temple	14 5								
			175 A	Temple	1 10								
			204 A	Butler	5 4								
204 A	Butler	2 5											
206 N	St. John's (NY)	8 8											
206 N	St. John's (NY)	4 1											
213 A	Drexel	3 0											
217 N	Quinnipiac	7 6											
248 N	Youngstown St.	6 2											
251 A	La Salle	8 0											
251 A	La Salle	7 1											
253 N	Toledo	6 3											
266 N	Maine	8 2											
<hr/>													
			LAST 10 GAMES										
			125 A	Saint Louis	5 3	147 H			Dayton	3 1	248 N	Youngstown St.	6 2
			125 A	Saint Louis	2 4	147 H			Dayton	2 0	251 A	La Salle	8 0
			204 A	Butler	2 5	277 A			Rider	11 7	251 A	La Salle	7 1
			204 A	Butler	5 4	175 A			Temple	1 10	253 N	Toledo	6 3
			273 H	Delaware St.	6 0	175 A			Temple	14 5	266 N	Maine	8 2

Non-Div. I Games:

Saint Joseph's

RPI	S	Opponent	Score	
268	A	St. Bonaventure	6	0
268	A	St. Bonaventure	8	4
273	H	Delaware St.	6	0
277	A	Rider	11	7

Saint Joseph's

S
a
i
n
t
J
o
s
e
p
h
'
s

S
a
i
n
t
J
o
s
e
p
h
'
s

Average RPI Win: 138		WON-LOST	WINNING	LAST 10	STRENGTH OF		OPP. STRENGTH	TEAM	ADJ	CONF.	ADJ CONF.
Average RPI Loss: 71		RECORD	PCT. RANK	GAMES	SCHEDULE		OF SCHEDULE	RPI	RPI	RPI	RPI
DIV. I ONLY		30-19-0	.61224	81	6-4-0		115	57	72	.54551	71
DIV. I NON-CONF.		18-13-0	.58065	92	0-0-0		81	42	67	.54924	67
TOTALS		RPI 1-25	RPI 26-50		W-L RECORDS		RPI 51-100		RPI 101-150		RPI 150+
30-19-0		0-5-0	1-3-0		OVERALL		9-7-0		9-2-0		11-2-0
9-8-0		0-2-0	0-1-0		HOME		3-2-0		4-2-0		2-1-0
7-3-0		0-0-0	1-0-0		AWAY		3-3-0		0-0-0		3-0-0
14-8-0		0-3-0	0-2-0		NEUTRAL		3-2-0		5-0-0		6-1-0
18-13-0		0-5-0	1-3-0		NON-CONFERENCE		4-3-0		5-0-0		8-2-0
3-5-0		0-2-0	0-1-0		HOME		1-1-0		0-0-0		2-1-0
1-0-0		0-0-0	1-0-		AWAY		0-0-0		0-0-0		0-0-0
14-8-0		0-3-0	0-2-0		NEUTRAL		3-2-0		5-0-0		6-1-0
12-6-0		0-0-0	0-0-0		CONFERENCE		5-4-0		4-2-0		3-0-0
6-3-0		0-0-0	0-0-0		HOME		2-1-0		4-2-0		0-0-0
6-3-0		0-0-0	0-0-0		AWAY		3-3-0		0-0-0		3-0-0
0-0-0		0-0-0	0-0-0		NEUTRAL		0-0-0		0-0-0		0-0-0
RPI S	Opponent	Score	RPI S	Opponent	Score	RPI S	Opponent	Score	RPI S	Opponent	Score
4 N	Oregon	1 10	28 N	Arizona	3 4	52 H	Cal St. Fullerton	7 4	110 N	Fresno St.	8 0
6 N	Tennessee	0 7	32 H	Virginia Tech	1 6	52 H	Cal St. Fullerton	1 4	117 N	UNLV	7 2
16 H	South Ala.	1 4	36 N	Oregon St.	3 17	52 H	Cal St. Fullerton	1 0	122 H	UC Santa Barbara	6 0
17 N	Texas A&M	0 8	45 A	San Diego St.	5 4	58 H	North Dakota St.	5 4	122 H	UC Santa Barbara	5 2
21 H	UCLA	3 6				59 N	San Jose St.	1 2	122 H	UC Santa Barbara	1 2
						61 N	Utah	1 3	129 N	New Mexico	6 2
						66 N	Oklahoma St.	3 1	135 N	BYU	12 3
						73 N	Syracuse	7 6	138 N	Boise St.	6 2
						74 A	Pacific	7 6	142 H	Cal St. Northridge	2 0
						74 A	Pacific	5 6	142 H	Cal St. Northridge	2 4
						74 A	Pacific	4 5	142 H	Cal St. Northridge	1 0
						89 N	Nevada	8 1	162 N	Massachusetts	9 1
						97 H	Colorado St.	1 2	179 N	Miami (OH)	4 2
						100 A	Cal Poly	1 0	187 N	Fairfield	0 2
						100 A	Cal Poly	0 2	199 N	CSU Bakersfield	5 1
						100 A	Cal Poly	5 4	200 N	Harvard	3 2
									202 N	Seattle	16 9
									210 A	UC Riverside	10 2
									210 A	UC Riverside	14 11
									210 A	UC Riverside	6 2
									220 H	Buffalo	3 10
									220 H	Buffalo	8 3
									236 H	Charleston So.	6 1
									239 N	Wright St.	7 4
LAST 10 GAMES											
			122 H	UC Santa Barbara	1 2	74 A	Pacific	5 6			
			122 H	UC Santa Barbara	6 0	74 A	Pacific	4 5			
			122 H	UC Santa Barbara	5 2	74 A	Pacific	7 6			
			142 H	Cal St. Northridge	2 0	142 H	Cal St. Northridge	1 0			
			142 H	Cal St. Northridge	2 4	52 H	Cal St. Fullerton	7 4			

Non-Div. I Games:

Long Beach St.

Average RPI Win: 179		WON-LOST	WINNING	LAST 10	STRENGTH OF		OPP. STRENGTH	TEAM	ADJ		CONF.	ADJ CONF.			
Average RPI Loss: 122		RECORD	PCT. RANK	GAMES	SCHEDULE		OF SCHEDULE	RPI	RPI		RPI	RPI			
DIV. I ONLY		32-11-0	.74419	27	9-1-0		183	198	64	.54547	72	16	16		
DIV. I NON-CONF.		13-9-0	.59091	86	1-0-0		102	220	88	.52739	93	17	18		
TOTALS		RPI 1-25	RPI 26-50		W-L RECORDS		RPI 51-100		RPI 101-150		RPI 150+				
32-11-0		0-1-0	0-0-0		OVERALL		3-3-0		6-4-0		23-3-0				
12-0-0		0-0-0	0-0-0		HOME		0-0-0		4-0-0		8-0-0				
11-8-0		0-1-0	0-0-0		AWAY		2-3-0		1-2-0		8-2-0				
9-3-0		0-0-0	0-0-0		NEUTRAL		1-0-0		1-2-0		7-1-0				
13-9-0		0-1-0	0-0-0		NON-CONFERENCE		2-2-0		3-4-0		8-2-0				
1-0-0		0-0-0	0-0-0		HOME		0-0-0		1-0-0		0-0-0				
3-6-0		0-1-0	0-0-		AWAY		1-2-0		1-2-0		1-1-0				
9-3-0		0-0-0	0-0-0		NEUTRAL		1-0-0		1-2-0		7-1-0				
19-2-0		0-0-0	0-0-0		CONFERENCE		1-1-0		3-0-0		15-1-0				
11-0-0		0-0-0	0-0-0		HOME		0-0-0		3-0-0		8-0-0				
8-2-0		0-0-0	0-0-0		AWAY		1-1-0		0-0-0		7-1-0				
0-0-0		0-0-0	0-0-0		NEUTRAL		0-0-0		0-0-0		0-0-0				
RPI S	Opponent	Score		RPI S	Opponent	Score		RPI S	Opponent	Score		RPI S	Opponent	Score	
11 A	Louisville	0	5					60 A	Georgia St.	5	6	102 H	Southern Ill.	8	0
								60 A	Georgia St.	3	4	104 A	UNC Greensboro	1	5
								62 N	Creighton	5	0	104 N	UNC Greensboro	0	2
								90 A	Illinois	12	1	105 N	Robert Morris	0	1
								94 A	Eastern Ky.	3	2	106 N	Kent St.	1	0
								94 A	Eastern Ky.	3	5	125 A	Saint Louis	2	1
												125 A	Saint Louis	2	4
												130 H	Murray St.	7	4
												130 H	Murray St.	1	0
												130 H	Murray St.	4	1
												153 N	Lehigh	8	2
												153 N	Lehigh	4	3
												154 H	Jacksonville St.	3	2
												154 H	Jacksonville St.	10	0
												184 N	Army	10	1
												188 H	Tennessee Tech	4	1
												188 H	Tennessee Tech	6	1
												190 N	Fairleigh Dickinson	2	3
												198 A	Austin Peay	7	1
												198 A	Austin Peay	6	0
												198 A	Austin Peay	6	2
												208 A	Morehead St.	3	1
												208 A	Morehead St.	3	0
												212 H	Belmont	4	2
												212 H	Belmont	8	4
												220 N	Buffalo	4	1
												220 N	Buffalo	7	6
LAST 10 GAMES															
				188 H	Tennessee Tech	6	1	230 A	Southeast Mo. St.	5	1				
				188 H	Tennessee Tech	4	1	230 A	Southeast Mo. St.	1	4				
				154 H	Jacksonville St.	3	2	90 A	Illinois	12	1				
				154 H	Jacksonville St.	10	0	231 H	Tennessee St.	7	1				
				230 A	Southeast Mo. St.	10	1	231 H	Tennessee St.	4	0				

Non-Div. I Games:

Eastern Ill.

RPI	S	Opponent	Score	
230	A	Southeast Mo. St.	1	4
230	A	Southeast Mo. St.	10	1
230	A	Southeast Mo. St.	5	1
231	H	Tennessee St.	7	1
231	H	Tennessee St.	4	0
255	N	North Dakota	7	0
262	A	Alabama St.	0	5
262	A	Alabama St.	12	0
287	N	Saint Peter's	5	0

Eastern Ill.

E
a
s
t
e
r
n
I
l
l
.

E
a
s
t
e
r
n
I
l
l
.

Average RPI Win:	131	WON-LOST RECORD	WINNING PCT. RANK	LAST 10 GAMES	STRENGTH OF SCHEDULE	OPP. STRENGTH OF SCHEDULE	TEAM RPI	ADJ RPI	CONF. RPI	ADJ CONF. RPI					
DIV. I ONLY		17-24-0	.41463	190	4-6-0	18	54	73	.54439	73	8	10			
DIV. I NON-CONF.		12-15-0	.44444	169	0-0-0	2	49	46	.57068	46	7	9			
<hr/>															
TOTALS	RPI 1-25	RPI 26-50		W-L RECORDS		RPI 51-100		RPI 101-150		RPI 150+					
17-24-0	2-11-0	0-6-0		OVERALL		3-2-0		4-0-0		8-5-0					
5-5-0	0-0-0	0-3-0		HOME		0-0-0		2-0-0		3-2-0					
4-8-0	1-5-0	0-0-0		AWAY		0-0-0		1-0-0		2-3-0					
8-11-0	1-6-0	0-3-0		NEUTRAL		3-2-0		1-0-0		3-0-0					
12-15-0	1-9-0	0-3-0		NON-CONFERENCE		3-2-0		2-0-0		6-1-0					
2-0-0	0-0-0	0-0-0		HOME		0-0-0		0-0-0		2-0-0					
2-4-0	0-3-0	0-0-		AWAY		0-0-0		1-0-0		1-1-0					
8-11-0	1-6-0	0-3-0		NEUTRAL		3-2-0		1-0-0		3-0-0					
5-9-0	1-2-0	0-3-0		CONFERENCE		0-0-0		2-0-0		2-4-0					
3-5-0	0-0-0	0-3-0		HOME		0-0-0		2-0-0		1-2-0					
2-4-0	1-2-0	0-0-0		AWAY		0-0-0		0-0-0		1-2-0					
0-0-0	0-0-0	0-0-0		NEUTRAL		0-0-0		0-0-0		0-0-0					
RPI	S	Opponent	Score	RPI	S	Opponent	Score	RPI	S	Opponent	Score	RPI	S	Opponent	Score
2	N	Florida	1 5	26	N	Baylor	0 5	61	N	Utah	3 2	107	A	Col. of Charleston	11 0
3	N	Texas	1 2	37	N	James Madison	0 8	61	N	Utah	2 1	115	N	East Carolina	3 0
7	N	LSU	6 7	43	H	DePaul	2 16	71	N	Long Beach St.	6 7	134	H	Villanova	1 0
11	A	Louisville	4 2	43	H	DePaul	0 11	77	N	Longwood	0 10	134	H	Villanova	3 2
11	A	Louisville	1 8	43	H	DePaul	6 15	97	N	Colorado St.	4 2	163	N	Towson	7 0
11	A	Louisville	0 9	45	N	San Diego St.	0 3					164	A	Georgetown	9 5
12	N	California	1 2									164	A	Georgetown	5 10
12	N	California	8 1									164	A	Georgetown	1 5
18	N	Stanford	1 2									173	H	Seton Hall	4 3
20	A	Hawaii	2 3									173	H	Seton Hall	15 16
20	A	Hawaii	0 2									173	H	Seton Hall	1 4
20	A	Hawaii	1 4									177	A	Binghamton	0 8
25	N	Mississippi St.	1 4									177	A	Binghamton	14 10
												200	H	Harvard	6 2
												200	H	Harvard	5 4
												211	N	Boston College	10 0
												215	N	East Tenn. St.	4 0
<hr/>															
				LAST 10 GAMES											
				173 H Seton Hall 4 3				164 A Georgetown 9 5							
				173 H Seton Hall 15 16				164 A Georgetown 1 5							
				173 H Seton Hall 1 4				164 A Georgetown 5 10							
				134 H Villanova 3 2				43 H DePaul 2 16							
				134 H Villanova 1 0				43 H DePaul 0 11							

Non-Div. I Games:

Syracuse

Average RPI Win:	150	WON-LOST	WINNING	LAST 10	STRENGTH OF	OPP. STRENGTH	TEAM	ADJ	CONF.	ADJ CONF.		
Average RPI Loss:	58	RECORD	PCT. RANK	GAMES	SCHEDULE	OF SCHEDULE	RPI	RPI	RPI	RPI		
DIV. I ONLY		27-22-0	.55102	118	6-4-0	73	61	75	.54338	74	9	7
DIV. I NON-CONF.		15-16-0	.48387	148	0-0-0	39	32	72	.54471	70	9	7
<hr/>												
TOTALS	RPI 1-25	RPI 26-50		W-L RECORDS		RPI 51-100		RPI 101-150		RPI 150+		
27-22-0	0-5-0	2-8-0		OVERALL		7-4-0		6-5-0		12-0-0		
11-4-0	0-0-0	0-0-0		HOME		4-3-0		2-1-0		5-0-0		
8-9-0	0-2-0	0-2-0		AWAY		2-1-0		3-4-0		3-0-0		
8-9-0	0-3-0	2-6-0		NEUTRAL		1-0-0		1-0-0		4-0-0		
15-16-0	0-5-0	2-8-0		NON-CONFERENCE		3-2-0		1-1-0		9-0-0		
4-2-0	0-0-0	0-0-0		HOME		2-2-0		0-0-0		2-0-0		
3-5-0	0-2-0	0-0-		AWAY		0-0-0		0-1-0		3-0-0		
8-9-0	0-3-0	2-6-0		NEUTRAL		1-0-0		1-0-0		4-0-0		
12-6-0	0-0-0	0-0-0		CONFERENCE		4-2-0		5-4-0		3-0-0		
7-2-0	0-0-0	0-0-0		HOME		2-1-0		2-1-0		3-0-0		
5-4-0	0-0-0	0-0-0		AWAY		2-1-0		3-3-0		0-0-0		
0-0-0	0-0-0	0-0-0		NEUTRAL		0-0-0		0-0-0		0-0-0		
RPI S	Opponent	Score	RPI S	Opponent	Score	RPI S	Opponent	Score	RPI S	Opponent	Score	
1 N	Oklahoma	0 9	26 A	Baylor	0 3	59 H	San Jose St.	2 4	110 A	Fresno St.	0 1	
8 N	Washington	4 6	26 A	Baylor	1 10	59 H	San Jose St.	3 2	122 H	UC Santa Barbara	3 2	
12 A	California	2 7	31 N	Hofstra	0 4	71 H	Long Beach St.	6 7	122 H	UC Santa Barbara	3 5	
13 N	Arizona St.	4 5	32 N	Virginia Tech	1 5	71 H	Long Beach St.	5 4	122 H	UC Santa Barbara	6 5	
18 A	Stanford	0 2	34 N	Minnesota	0 1	71 H	Long Beach St.	6 5	126 A	UC Davis	0 1	
			34 N	Minnesota	2 4	89 H	Nevada	3 2	126 A	UC Davis	6 0	
			40 N	North Carolina St.	6 3	89 H	Nevada	0 1	126 A	UC Davis	5 4	
			43 N	DePaul	5 6	91 N	Fordham	6 5	140 N	Indiana	9 3	
			46 N	FGCU	5 8	100 A	Cal Poly	3 1	142 A	Cal St. Northridge	5 1	
			46 N	FGCU	10 6	100 A	Cal Poly	7 0	142 A	Cal St. Northridge	1 3	
						100 A	Cal Poly	0 3	142 A	Cal St. Northridge	4 5	
									162 N	Massachusetts	9 0	
									185 A	Sacramento St.	3 0	
									206 H	St. John's (NY)	7 2	
									210 H	UC Riverside	6 4	
									210 H	UC Riverside	6 1	
									210 H	UC Riverside	6 2	
									219 N	Northern Colo.	10 4	
									219 N	Northern Colo.	8 0	
									223 H	Southern Utah	2 1	
									233 N	A&M-Corpus Christi	11 2	
									264 A	Santa Clara	6 0	
									264 A	Santa Clara	8 1	
			LAST 10 GAMES									
			142 A	Cal St. Northridge	5 1	71 H	Long Beach St.	6 7				
			142 A	Cal St. Northridge	1 3	71 H	Long Beach St.	5 4				
			142 A	Cal St. Northridge	4 5	126 A	UC Davis	0 1				
			126 A	UC Davis	6 0	126 A	UC Davis	5 4				
			71 H	Long Beach St.	6 5	100 A	Cal Poly	3 1				

Non-Div. I Games:

Pacific

Average RPI Win: 156		WON-LOST	WINNING	LAST 10	STRENGTH OF		OPP. STRENGTH	TEAM	ADJ		CONF.	ADJ CONF.					
Average RPI Loss: 65		RECORD	PCT. RANK	GAMES	SCHEDULE		OF SCHEDULE	RPI	RPI		RPI	RPI					
DIV. I ONLY		27-21-0	.5625	110	6-4-0		79	66	77	.54278	75	6	6				
DIV. I NON-CONF.		17-13-0	.56667	99	0-1-0		68	106	71	.54701	69	6	6				
<hr/>																	
TOTALS		RPI 1-25		RPI 26-50		W-L RECORDS		RPI 51-100		RPI 101-150		RPI 150+					
27-21-0		0-8-0		1-4-0		OVERALL		6-5-0		4-1-0		16-3-0					
18-12-0		0-3-0		1-3-0		HOME		2-2-0		3-1-0		12-3-0					
8-7-0		0-5-0		0-0-0		AWAY		4-2-0		1-0-0		3-0-0					
1-2-0		0-0-0		0-1-0		NEUTRAL		0-1-0		0-0-0		1-0-0					
<hr/>																	
17-13-0		0-2-0		1-4-0		NON-CONFERENCE		5-4-0		1-0-0		10-3-0					
13-8-0		0-0-0		1-3-0		HOME		2-2-0		1-0-0		9-3-0					
3-3-0		0-2-0		0-0-		AWAY		3-1-0		0-0-0		0-0-0					
1-2-0		0-0-0		0-1-0		NEUTRAL		0-1-0		0-0-0		1-0-0					
<hr/>																	
10-8-0		0-6-0		0-0-0		CONFERENCE		1-1-0		3-1-0		6-0-0					
5-4-0		0-3-0		0-0-0		HOME		0-0-0		2-1-0		3-0-0					
5-4-0		0-3-0		0-0-0		AWAY		1-1-0		1-0-0		3-0-0					
0-0-0		0-0-0		0-0-0		NEUTRAL		0-0-0		0-0-0		0-0-0					
<hr/>																	
RPI	S	Opponent		Score		RPI	S	Opponent		Score		RPI	S	Opponent		Score	
16	H	South Ala.		5	11	40	H	North Carolina St.		0	1	53	N	Kennesaw St.		2	5
16	H	South Ala.		5	8	40	H	North Carolina St.		3	11	57	H	Ball St.		6	4
16	H	South Ala.		0	10	46	H	FGCU		0	10	57	H	Ball St.		4	2
19	A	La.-Lafayette		5	7	46	H	FGCU		3	2	63	H	Kansas		3	6
19	A	La.-Lafayette		5	9	48	N	South Carolina		0	8	67	A	North Florida		6	3
19	A	La.-Lafayette		2	10							67	A	North Florida		6	3
23	A	Florida St.		4	7							81	H	UCF		0	2
23	A	Florida St.		2	11							83	A	North Texas		1	0
												83	A	North Texas		1	2
												98	A	Ga. Southern		2	3
												98	A	Ga. Southern		2	0
														158 A La.-Monroe		11	3
														158 A La.-Monroe		7	2
														158 A La.-Monroe		5	2
														19 A La.-Lafayette		5	7
														19 A La.-Lafayette		5	9
														225 H Middle Tenn.		11	2
														225 H Middle Tenn.		6	1
														225 H Middle Tenn.		12	4
														245 H Savannah St.		8	3
														262 N Alabama St.		2	0
<hr/>																	
LAST 10 GAMES																	
133 A Fla. Atlantic						11	8	158 A La.-Monroe						11	3		
127 H Troy						4	5	158 A La.-Monroe						7	2		
127 H Troy						3	0	158 A La.-Monroe						5	2		
127 H Troy						6	5	19 A La.-Lafayette						5	7		
81 H UCF						0	2	19 A La.-Lafayette						5	9		

Non-Div. I Games:

FIU

Average RPI Win: 179		WON-LOST	WINNING	LAST 10	STRENGTH OF		OPP. STRENGTH	TEAM	ADJ		CONF.	ADJ CONF.
Average RPI Loss: 83		RECORD	PCT. RANK	GAMES	SCHEDULE		OF SCHEDULE	RPI	RPI		RPI	RPI
DIV. I ONLY		35-11-0	.76087	24	242		102	78	.53917		14	14
DIV. I NON-CONF.		19-8-0	.7037	49	267		103	122	.51254		15	15
TOTALS		RPI 1-25	RPI 26-50		W-L RECORDS		RPI 51-100		RPI 101-150		RPI 150+	
35-11-0		0-3-0	0-0-0		OVERALL		7-4-0		7-2-0		21-2-0	
19-5-0		0-2-0	0-0-0		HOME		2-0-0		7-2-0		10-1-0	
7-6-0		0-1-0	0-0-0		AWAY		3-4-0		0-0-0		4-1-0	
9-0-0		0-0-0	0-0-0		NEUTRAL		2-0-0		0-0-0		7-0-0	
19-8-0		0-3-0	0-0-0		NON-CONFERENCE		4-3-0		0-0-0		15-2-0	
7-3-0		0-2-0	0-0-0		HOME		0-0-0		0-0-0		7-1-0	
3-5-0		0-1-0	0-0-		AWAY		2-3-0		0-0-0		1-1-0	
9-0-0		0-0-0	0-0-0		NEUTRAL		2-0-0		0-0-0		7-0-0	
16-3-0		0-0-0	0-0-0		CONFERENCE		3-1-0		7-2-0		6-0-0	
12-2-0		0-0-0	0-0-0		HOME		2-0-0		7-2-0		3-0-0	
4-1-0		0-0-0	0-0-0		AWAY		1-1-0		0-0-0		3-0-0	
0-0-0		0-0-0	0-0-0		NEUTRAL		0-0-0		0-0-0		0-0-0	
RPI S	Opponent	Score	RPI S	Opponent	Score	RPI S	Opponent	Score	RPI S	Opponent	Score	
7 H	LSU	1 7				52 A	Cal St. Fullerton	0 1	136 H	Lamar	6 1	
19 H	La.-Lafayette	1 5				52 A	Cal St. Fullerton	5 1	136 H	Lamar	5 0	
21 A	UCLA	4 5				55 A	Texas Tech	2 3	136 H	Lamar	4 3	
						55 A	Texas Tech	1 0	137 H	Stephen F. Austin	0 2	
						65 A	Ole Miss	8 9	137 H	Stephen F. Austin	4 0	
						68 A	Central Ark.	8 0	137 H	Stephen F. Austin	5 4	
						68 A	Central Ark.	3 4	141 H	Southeastern La.	4 2	
						80 H	Northwestern St.	5 2	141 H	Southeastern La.	3 5	
						80 H	Northwestern St.	1 0	141 H	Southeastern La.	5 3	
						85 N	Drake	5 1	158 H	La.-Monroe	1 0	
						88 N	UT Martin	7 2	169 H	Louisiana Tech	0 2	
									178 A	San Diego	3 1	
									178 A	San Diego	0 2	
									196 A	Houston Baptist	6 5	
									196 A	Houston Baptist	2 0	
									196 A	Houston Baptist	5 3	
									199 N	CSU Bakersfield	4 2	
									219 N	Northern Colo.	9 7	
									219 N	Northern Colo.	12 3	
									222 N	Jackson St.	8 4	
									225 N	Middle Tenn.	6 3	
									233 H	A&M-Corpus Christi	4 2	
									233 H	A&M-Corpus Christi	5 1	
									233 H	A&M-Corpus Christi	4 1	
									239 N	Wright St.	2 1	
									243 N	Mississippi Val.	7 2	
									250 H	Bucknell	9 2	
			LAST 10 GAMES									
						136 H	Lamar	5 0	196 A	Houston Baptist	2 0	
						136 H	Lamar	4 3	196 A	Houston Baptist	6 5	
						136 H	Lamar	6 1	137 H	Stephen F. Austin	0 2	
						7 H	LSU	1 7	137 H	Stephen F. Austin	4 0	
						196 A	Houston Baptist	5 3	137 H	Stephen F. Austin	5 4	

Non-Div. I Games:

McNeese St.

RPI	S	Opponent	Score	
250	H	Bucknell	8	0
276	H	Alcorn	9	1
276	H	Alcorn	13	0
281	H	Southern U.	9	0
281	H	Southern U.	7	1

McNeese St.

M
c
N
e
e
s
e
s
t
.

M
c
N
e
e
s
e
s
t
.

Average RPI Win: 194		WON-LOST	WINNING	LAST 10	STRENGTH OF		OPP. STRENGTH	TEAM	ADJ	CONF.	ADJ CONF.
Average RPI Loss: 101		RECORD	PCT. RANK	GAMES	SCHEDULE		OF SCHEDULE	RPI	RPI	RPI	RPI
DIV. I ONLY		33-14-0	.70213	41	6-4-0		203	146	81	.53886	77
DIV. I NON-CONF.		20-9-0	.68966	53	2-3-0		151	152	66	.55292	64
TOTALS		RPI 1-25	RPI 26-50		W-L RECORDS		RPI 51-100		RPI 101-150		RPI 150+
33-14-0		0-4-0	2-0-0		OVERALL		1-3-0		4-3-0		26-4-0
9-5-0		0-0-0	0-0-0		HOME		0-3-0		0-0-0		9-2-0
19-6-0		0-3-0	2-0-0		AWAY		0-0-0		2-2-0		15-0-0
5-3-0		0-1-0	0-0-0		NEUTRAL		1-0-0		2-0-0		2-2-0
20-9-0		0-4-0	2-0-0		NON-CONFERENCE		1-0-0		2-2-0		15-3-0
5-1-0		0-0-0	0-0-0		HOME		0-0-0		0-0-0		5-1-0
10-5-0		0-3-0	2-0-		AWAY		0-0-0		0-2-0		8-0-0
5-3-0		0-1-0	0-0-0		NEUTRAL		1-0-0		2-0-0		2-2-0
13-5-0		0-0-0	0-0-0		CONFERENCE		0-3-0		2-1-0		11-1-0
4-4-0		0-0-0	0-0-0		HOME		0-3-0		0-0-0		4-1-0
9-1-0		0-0-0	0-0-0		AWAY		0-0-0		2-1-0		7-0-0
0-0-0		0-0-0	0-0-0		NEUTRAL		0-0-0		0-0-0		0-0-0
RPI S	Opponent	Score	RPI S	Opponent	Score	RPI S	Opponent	Score	RPI S	Opponent	Score
2 A	Florida	5 9	32 A	Virginia Tech	6 5	73 N	Syracuse	10 0	103 N	Monmouth	8 4
2 A	Florida	0 8	32 A	Virginia Tech	5 4	95 H	Coastal Caro.	5 6	109 A	Virginia	7 8
2 A	Florida	1 5				95 H	Coastal Caro.	0 3	109 A	Virginia	3 5
11 N	Louisville	1 9				95 H	Coastal Caro.	5 11	132 A	Winthrop	17 5
									132 A	Winthrop	10 12
									132 A	Winthrop	13 3
									143 N	Penn St.	9 8
									157 H	Stony Brook	3 0
									157 H	Stony Brook	2 3
									187 N	Fairfield	2 3
									194 A	Radford	9 1
									194 A	Radford	12 3
									194 H	Radford	8 4
									195 N	Cornell	8 1
									195 N	Cornell	8 0
									197 A	Elon	6 4
									197 A	Elon	8 1
									201 A	George Mason	4 1
									201 A	George Mason	10 2
									209 A	Liberty	9 2
									209 A	Liberty	14 6
									209 H	Liberty	7 8
									211 N	Boston College	2 5
									232 H	Gardner-Webb	9 0
									232 H	Gardner-Webb	10 4
									232 H	Gardner-Webb	8 0
									236 A	Charleston So.	8 0
			LAST 10 GAMES								
2 A	Florida	0 8	209 A	Liberty	14 6	211 N	Boston College	2 5	232 H	Gardner-Webb	9 0
2 A	Florida	1 5	209 A	Liberty	9 2	232 H	Gardner-Webb	10 4	232 H	Gardner-Webb	8 0
2 A	Florida	5 9	194 A	Radford	9 1	232 H	Gardner-Webb	8 0	236 A	Charleston So.	8 0
32 A	Virginia Tech	6 5	194 A	Radford	12 3	209 H	Liberty	7 8			
32 A	Virginia Tech	5 4									

Non-Div. I Games:

Longwood

RPI	S	Opponent	Score	
236	A	Charleston So.	9	3
236	A	Charleston So.	12	2
241	A	Norfolk St.	19	7
241	A	Norfolk St.	2	0
242	H	Saint Francis (PA)	20	4
242	H	Saint Francis (PA)	10	0
250	H	Bucknell	9	1
250	H	Bucknell	7	0
279	A	N.C. Central	5	0
279	A	N.C. Central	5	2

Longwood

L
o
n
g
w
o
o
d

L
o
n
g
w
o
o
d

Average RPI Win:	219	WON-LOST RECORD	WINNING PCT. RANK	LAST 10 GAMES	STRENGTH OF SCHEDULE	OPP. STRENGTH OF SCHEDULE	TEAM RPI	ADJ RPI	CONF. RPI	ADJ CONF. RPI		
Average RPI Loss:	80											
DIV. I ONLY		31-14-0	.68889	44	4-6-0	138	234	74	.53861	78	12	12
DIV. I NON-CONF.		22-8-0	.73333	40	3-0-0	176	283	77	.53418	82	12	13
<hr/>												
TOTALS	RPI 1-25	RPI 26-50		W-L RECORDS		RPI 51-100		RPI 101-150		RPI 150+		
31-14-0	0-1-0	0-6-0		OVERALL		1-3-0		1-1-0		29-3-0		
11-4-0	0-0-0	0-3-0		HOME		0-0-0		0-1-0		11-0-0		
10-8-0	0-0-0	0-3-0		AWAY		0-3-0		1-0-0		9-2-0		
10-2-0	0-1-0	0-0-0		NEUTRAL		1-0-0		0-0-0		9-1-0		
22-8-0	0-1-0	0-0-0		NON-CONFERENCE		1-3-0		1-1-0		20-3-0		
8-1-0	0-0-0	0-0-0		HOME		0-0-0		0-1-0		8-0-0		
4-5-0	0-0-0	0-0-		AWAY		0-3-0		1-0-0		3-2-0		
10-2-0	0-1-0	0-0-0		NEUTRAL		1-0-0		0-0-0		9-1-0		
9-6-0	0-0-0	0-6-0		CONFERENCE		0-0-0		0-0-0		9-0-0		
3-3-0	0-0-0	0-3-0		HOME		0-0-0		0-0-0		3-0-0		
6-3-0	0-0-0	0-3-0		AWAY		0-0-0		0-0-0		6-0-0		
0-0-0	0-0-0	0-0-0		NEUTRAL		0-0-0		0-0-0		0-0-0		
RPI	S	Opponent	Score	RPI	S	Opponent	Score	RPI	S	Opponent	Score	
16	N	South Ala.	0 1	31	A	Hofstra	0 3	69	A	Jacksonville	2 8	
				31	A	Hofstra	1 7	70	A	Saint Joseph's	1 7	
				31	A	Hofstra	2 11	70	A	Saint Joseph's	3 4	
				37	H	James Madison	2 3	88	N	UT Martin	7 2	
				37	H	James Madison	2 6					
				37	H	James Madison	0 6					
										</		

Non-Div. I Games:

Delaware

RPI	S	Opponent	Score	
257	N	Mt. St. Mary's	5	4
270	N	Siena	7	3
277	H	Rider	2	0
280	H	Lafayette	4	3
280	H	Lafayette	3	2
281	N	Southern U.	3	1
284	N	UMES	8	7

Delaware

D
e
l
a
w
a
r
e

D
e
l
a
w
a
r
e

Average RPI Win: 127		WON-LOST RECORD		WINNING PCT. RANK		LAST 10 GAMES		STRENGTH OF SCHEDULE		OPP. STRENGTH OF SCHEDULE		TEAM RPI		ADJ RPI		CONF. RPI		ADJ CONF. RPI				
DIV. I ONLY		22-25-0		.46809 153		5-5-0		36		49		76		.53855 79		5		5				
DIV. I NON-CONF.		15-18-0		.45455 161		2-1-0		32		62		78		.53406 83		5		5				
TOTALS		RPI 1-25		RPI 26-50		W-L RECORDS		RPI 51-100		RPI 101-150		RPI 150+										
22-25-0		0-6-0		4-10-0		OVERALL		5-3-0		3-5-0		10-2-0										
13-7-0		0-0-0		2-2-0		HOME		3-0-0		1-4-0		7-1-0										
7-10-0		0-2-0		2-5-0		AWAY		1-2-0		2-1-0		2-1-0										
2-8-0		0-4-0		0-3-0		NEUTRAL		1-1-0		0-0-0		1-0-0										
15-18-0		0-6-0		0-5-0		NON-CONFERENCE		5-3-0		0-2-0		10-2-0										
10-4-0		0-0-0		0-1-0		HOME		3-0-0		0-2-0		7-1-0										
3-6-0		0-2-0		0-0-		AWAY		1-2-0		0-0-0		2-1-0										
2-8-0		0-4-0		0-3-0		NEUTRAL		1-1-0		0-0-0		1-0-0										
7-8-0		0-0-0		4-5-0		CONFERENCE		0-0-0		3-3-0		0-0-0										
3-3-0		0-0-0		2-1-0		HOME		0-0-0		1-2-0		0-0-0										
4-5-0		0-0-0		2-4-0		AWAY		0-0-0		2-1-0		0-0-0										
0-0-0		0-0-0		0-0-0		NEUTRAL		0-0-0		0-0-0		0-0-0										
RPI	S	Opponent		Score		RPI	S	Opponent		Score		RPI	S	Opponent		Score						
2	N	Florida		3	5	32	A	Virginia Tech		2	7	53	A	Kennesaw St.		17	3	109	A	Virginia	5	2
9	N	Michigan		1	6	32	A	Virginia Tech		10	4	56	A	SIU Edwardsville		1	2	109	A	Virginia	2	4
11	N	Louisville		3	6	32	A	Virginia Tech		2	10	56	A	SIU Edwardsville		0	1	109	A	Virginia	7	3
12	N	California		0	8	35	A	Georgia		1	20	86	H	Marshall		7	6	114	H	Maryland	6	8
15	A	Missouri		0	8	35	H	Georgia		1	14	90	N	Illinois		1	0	114	H	Maryland	5	4
15	A	Missouri		0	16	36	N	Oregon St.		1	9	91	N	Fordham		10	11	114	H	Maryland	5	14
						38	A	North Carolina		6	11	95	H	Coastal Caro.		11	3	140	H	Indiana	1	4
						38	A	North Carolina		8	5	95	H	Coastal Caro.		2	1	140	H	Indiana	2	10
						38	A	North Carolina		1	7							154	A	Jacksonville St.	9	7
						40	H	North Carolina St.		7	2							155	A	Mercer	1	9
						40	H	North Carolina St.		7	5							155	H	Mercer	9	10
						40	H	North Carolina St.		4	12							175	N	Temple	17	8
						47	N	Northwestern		2	3							179	H	Miami (OH)	6	4
						49	N	Notre Dame		2	6							179	H	Miami (OH)	10	8
								LAST 10 GAMES										186	H	Southern Miss.	7	1
																		186	H	Southern Miss.	4	0
																		189	H	Missouri St.	8	7
																		204	H	Butler	24	4
																		216	H	Eastern Mich.	12	0
																		230	A	Southeast Mo. St.	9	4
															</							

Non-Div. I Games:

Georgia Tech

Average RPI Win: 177		WON-LOST RECORD		WINNING PCT. RANK		LAST 10 GAMES		STRENGTH OF SCHEDULE		OPP. STRENGTH OF SCHEDULE		TEAM RPI		ADJ RPI		CONF. RPI		ADJ CONF. RPI	
DIV. I ONLY		34-10-0		.77273 20		8-2-0		256		136		86		.53792 80		14		14	
DIV. I NON-CONF.		19-5-0		.79167 25		0-1-0		271		191		100		.52788 90		15		15	
TOTALS		RPI 1-25		RPI 26-50		W-L RECORDS		RPI 51-100		RPI 101-150		RPI 150+							
34-10-0		1-0-0		1-0-0		OVERALL		3-3-0		6-3-0		23-4-0							
14-5-0		0-0-0		0-0-0		HOME		2-1-0		2-1-0		10-3-0							
13-3-0		1-0-0		0-0-0		AWAY		0-2-0		3-0-0		9-0-0							
7-2-0		0-0-0		1-0-0		NEUTRAL		1-0-0		1-2-0		4-0-0							
19-5-0		1-0-0		1-0-0		NON-CONFERENCE		1-0-0		1-2-0		15-3-0							
5-2-0		0-0-0		0-0-0		HOME		0-0-0		0-0-0		5-2-0							
7-1-0		1-0-0		0-0-		AWAY		0-0-0		0-0-0		6-1-0							
7-2-0		0-0-0		1-0-0		NEUTRAL		1-0-0		1-2-0		4-0-0							
15-5-0		0-0-0		0-0-0		CONFERENCE		2-3-0		5-1-0		8-1-0							
9-3-0		0-0-0		0-0-0		HOME		2-1-0		2-1-0		5-1-0							
6-2-0		0-0-0		0-0-0		AWAY		0-2-0		3-0-0		3-0-0							
0-0-0		0-0-0		0-0-0		NEUTRAL		0-0-0		0-0-0		0-0-0							
RPI S	Opponent	Score		RPI S	Opponent	Score		RPI S	Opponent	Score		RPI S	Opponent	Score					
25 A	Mississippi St.	10	5	30 N	Western Ky.	5	3	51 N	Lipscomb	2	1	122 N	UC Santa Barbara	0	5				
								68 H	Central Ark.	1	0	130 N	Murray St.	3	2				
								68 H	Central Ark.	1	0	130 N	Murray St.	4	5				
								68 H	Central Ark.	4	8	136 H	Lamar	8	2				
								76 A	McNeese St.	2	5	136 H	Lamar	9	1				
								76 A	McNeese St.	0	1	136 H	Lamar	3	5				
												137 A	Stephen F. Austin	6	1				
												137 A	Stephen F. Austin	3	1				
												137 A	Stephen F. Austin	12	0				
												158 H	La.-Monroe	4	2				
												169 A	Louisiana Tech	0	8				
												169 H	Louisiana Tech	3	4				
												169 H	Louisiana Tech	0	5				
												169 H	Louisiana Tech	6	0				
												169 N	Louisiana Tech	11	3				
												169 N	Louisiana Tech	6	4				
												171 H	Nicholls St.	5	2				
												171 H	Nicholls St.	4	3				
												171 H	Nicholls St.	4	6				
												186 A	Southern Miss.	10	5				
												186 A	Southern Miss.	3	2				
												196 H	Houston Baptist	2	0				
												196 H	Houston Baptist	6	1				
												196 H	Houston Baptist	4	0				
												222 A	Jackson St.	5	2				
												222 H	Jackson St.	3	0				
												230 N	Southeast Mo. St.	8	0				
LAST 10 GAMES																			
												137 A	Stephen F. Austin	6	1				
												169 H	Louisiana Tech	0	5				
												68 H	Central Ark.	1	0				
												68 H	Central Ark.	1	0				
												68 H	Central Ark.	4	8				

Non-Div. I Games:

Northwestern St.

RPI	S	Opponent	Score	
233	A	A&M-Corpus Christi	9	0
233	A	A&M-Corpus Christi	5	2
233	A	A&M-Corpus Christi	5	1
243	N	Mississippi Val.	6	0
276	A	Alcorn	12	1
276	A	Alcorn	8	0
276	H	Alcorn	10	3
276	H	Alcorn	8	0
281	A	Southern U.	8	0

Northwestern St.

N
o
r
t
h
w
e
s
t
e
r
n
s
t
.

N
o
r
t
h
w
e
s
t
e
r
n
s
t
.

UCF

Average RPI Win:	151	WON-LOST RECORD	WINNING PCT. RANK	LAST 10 GAMES	STRENGTH OF SCHEDULE	OPP. STRENGTH OF SCHEDULE	TEAM RPI	ADJ RPI	CONF. RPI	ADJ CONF. RPI	
Average RPI Loss:	65	26-24-0	.52 134	7-3-0	67	69	85	.53587 81	10	8	
DIV. I ONLY		19-10-0	.65517 63	2-0-0	45	69	39	.57919 40	8	8	
DIV. I NON-CONF.											
<hr/>											
TOTALS	RPI 1-25	RPI 26-50		W-L RECORDS		RPI 51-100		RPI 101-150		RPI 150+	
26-24-0	0-7-0	2-7-0		OVERALL		5-5-0		7-2-0		12-3-0	
17-11-0	0-2-0	1-3-0		HOME		2-4-0		5-1-0		9-1-0	
5-9-0	0-4-0	1-2-0		AWAY		2-0-0		0-1-0		2-2-0	
4-4-0	0-1-0	0-2-0		NEUTRAL		1-1-0		2-0-0		1-0-0	
19-10-0	0-4-0	1-2-0		NON-CONFERENCE		5-2-0		7-2-0		6-0-0	
12-4-0	0-2-0	1-0-0		HOME		2-1-0		5-1-0		4-0-0	
3-2-0	0-1-0	0-0-		AWAY		2-0-0		0-1-0		1-0-0	
4-4-0	0-1-0	0-2-0		NEUTRAL		1-1-0		2-0-0		1-0-0	
7-14-0	0-3-0	1-5-0		CONFERENCE		0-3-0		0-0-0		6-3-0	
5-7-0	0-0-0	0-3-0		HOME		0-3-0		0-0-0		5-1-0	
2-7-0	0-3-0	1-2-0		AWAY		0-0-0		0-0-0		1-2-0	
0-0-0	0-0-0	0-0-0		NEUTRAL		0-0-0		0-0-0		0-0-0	
<hr/>											
RPI S	Opponent	Score		RPI S	Opponent	Score		RPI S	Opponent	Score	
2 A	Florida	1	6	33 H	UAB	0	4	55 N	Texas Tech	4 12	
9 H	Michigan	2	11	33 H	UAB	2	8	56 H	SIU Edwardsville	4 1	
11 N	Louisville	3	5	33 H	UAB	1	5	65 H	Ole Miss	4 3	
23 H	Florida St.	3	10	42 A	Houston	0	4	67 H	North Florida	0 2	
24 A	Tulsa	0	7	42 A	Houston	1	2	75 A	FIU	2 0	
24 A	Tulsa	2	6	42 A	Houston	4	3	86 H	Marshall	2 10	
24 A	Tulsa	1	8	43 N	DePaul	3	5	86 H	Marshall	4 5	
				43 N	DePaul	0	11	86 H	Marshall	1 3	
				48 H	South Carolina	3	1	91 N	Fordham	4 0	
								96 A	Stetson	3 0	
										102 N Southern Ill.	5 2
										103 H Monmouth	7 6
										103 H Monmouth	2 0
										117 A UNLV	10 12
										120 H Connecticut	3 4
										123 H Penn	3 0
										134 H Villanova	3 0
										140 N Indiana	3 2
										148 H Texas-Arlington	1 0
										162 N Massachusetts	8 2
										181 A Memphis	2 3
										181 A Memphis	0 1
										181 A Memphis	7 6
										186 H Southern Miss.	2 0
										186 H Southern Miss.	2 3
										186 H Southern Miss.	3 2
										209 H Liberty	3 0
										220 H Buffalo	6 1
										238 H UTEP	4 2
										238 H UTEP	8 0
										238 H UTEP	3 2
										244 H Florida A&M	9 1
										244 H Florida A&M	3 1
										246 A Bethune-Cookman	5 4
<hr/>											
				LAST 10 GAMES							
				186 H	Southern Miss.	2	3	181 A	Memphis	7	6
				186 H	Southern Miss.	2	0	181 A	Memphis	2	3
				186 H	Southern Miss.	3	2	75 A	FIU	2	0
				246 A	Bethune-Cookman	5	4	238 H	UTEP	4	2
				181 A	Memphis	0	1	238 H	UTEP	3	2

Non-Div. I Games:

UCF

[illegible]

Non-Div. I Games:

New Mexico St.

RPI	S	Opponent	Score	
234	A	Utah St.	17	6
234	A	Utah St.	5	2
238	A	UTEP	5	4
238	H	UTEP	7	1
267	N	Weber St.	2	0
267	N	Weber St.	4	0
270	H	Siena	10	5
270	H	Siena	8	5

New Mexico St.

N
e
w
M
e
x
i
c
o
s
t
.

N
e
w
M
e
x
i
c
o
s
t
.

Average RPI Win: 152		WON-LOST	WINNING	LAST 10	STRENGTH OF		OPP. STRENGTH	TEAM	ADJ	CONF.	ADJ CONF.
Average RPI Loss: 53		RECORD	PCT. RANK	GAMES	SCHEDULE		OF SCHEDULE	RPI	RPI	RPI	RPI
DIV. I ONLY		22-20-0	.52381	129	4-6-0		86	38	87	.53488	83
DIV. I NON-CONF.		13-11-0	.54167	117	1-1-0		97	30	81	.53622	77
TOTALS		RPI 1-25	RPI 26-50		W-L RECORDS		RPI 51-100		RPI 101-150		RPI 150+
22-20-0		0-8-0	2-5-0		OVERALL		3-3-0		6-4-0		11-0-0
5-9-0		0-4-0	1-2-0		HOME		1-2-0		3-1-0		0-0-0
10-8-0		0-4-0	1-1-0		AWAY		1-0-0		2-2-0		6-0-0
7-3-0		0-0-0	0-2-0		NEUTRAL		1-1-0		1-0-0		5-0-0
13-11-0		0-3-0	1-4-0		NON-CONFERENCE		2-2-0		2-2-0		8-0-0
2-4-0		0-1-0	1-2-0		HOME		0-1-0		1-0-0		0-0-0
4-4-0		0-2-0	0-0-		AWAY		1-0-0		0-2-0		3-0-0
7-3-0		0-0-0	0-2-0		NEUTRAL		1-1-0		1-0-0		5-0-0
9-9-0		0-5-0	1-1-0		CONFERENCE		1-1-0		4-2-0		3-0-0
3-5-0		0-3-0	0-0-0		HOME		1-1-0		2-1-0		0-0-0
6-4-0		0-2-0	1-1-0		AWAY		0-0-0		2-1-0		3-0-0
0-0-0		0-0-0	0-0-0		NEUTRAL		0-0-0		0-0-0		0-0-0
RPI S	Opponent	Score	RPI S	Opponent	Score	RPI S	Opponent	Score	RPI S	Opponent	Score
3 A	Texas	4 5	26 H	Baylor	1 2	55 N	Texas Tech	5 3	127 H	Troy	8 10
3 A	Texas	1 9	26 H	Baylor	5 3	66 A	Oklahoma St.	4 3	127 H	Troy	10 2
16 A	South Ala.	1 12	26 N	Baylor	3 8	66 H	Oklahoma St.	0 8	127 H	Troy	8 6
16 A	South Ala.	2 3	26 N	Baylor	3 9	75 H	FIU	0 1	133 A	Fla. Atlantic	2 3
19 H	La.-Lafayette	0 5	30 A	Western Ky.	3 4	75 H	FIU	2 1	133 A	Fla. Atlantic	6 0
19 H	La.-Lafayette	0 10	30 A	Western Ky.	8 1	84 N	Purdue	2 6	133 A	Fla. Atlantic	7 2
19 H	La.-Lafayette	2 8	50 H	Neb. Omaha	3 4				147 H	Dayton	3 2
22 H	Iowa	1 4							148 N	Texas-Arlington	4 3
									150 A	UTSA	0 2
									150 A	UTSA	0 7
									180 A	Texas St.	9 3
									180 A	Texas St.	7 5
									180 A	Texas St.	1 0
									181 N	Memphis	6 2
									181 N	Memphis	9 1
									225 A	Middle Tenn.	10 2
									225 A	Middle Tenn.	8 1
									225 A	Middle Tenn.	3 2
									233 N	A&M-Corpus Christi	7 3
									233 N	A&M-Corpus Christi	11 3
									233 N	A&M-Corpus Christi	9 1
LAST 10 GAMES											
			225 A	Middle Tenn.	10 2	16 A	South Ala.	2 3			
			225 A	Middle Tenn.	3 2	16 A	South Ala.	1 12			
			225 A	Middle Tenn.	8 1	19 H	La.-Lafayette	0 5			
			26 H	Baylor	5 3	19 H	La.-Lafayette	0 10			
			26 H	Baylor	1 2	19 H	La.-Lafayette	2 8			

Non-Div. I Games:

North Texas

P
u
r
d
u
e

Purdue

Drake

Drake

Non-Div. I Games:

Marshall

RPI	S	Opponent	Score	
220	H	Buffalo	5	0
226	H	Northern Ky.	4	1
226	H	Northern Ky.	6	1
239	H	Wright St.	2	0
239	H	Wright St.	6	4

Marshall

M
a
r
s
h
a
l
l

M
a
r
s
h
a
l
l

Average RPI Win: 154		WON-LOST	WINNING	LAST 10	STRENGTH OF		OPP. STRENGTH	TEAM	ADJ	CONF.	ADJ CONF.
Average RPI Loss: 93		RECORD	PCT. RANK	GAMES	SCHEDULE		OF SCHEDULE	RPI	RPI	RPI	RPI
DIV. I ONLY		24-16-0	.685	7-3-0	122		94	84	.53262	87	15
DIV. I NON-CONF.		8-11-0	.42105	2-1-0	118		22	144	.49594	144	14
TOTALS		RPI 1-25	RPI 26-50		W-L RECORDS		RPI 51-100		RPI 101-150		RPI 150+
24-16-0	0-4-0	0-3-0		OVERALL		0-0-0		13-5-0		11-4-0	
14-0-0	0-0-0	0-0-0		HOME		0-0-0		8-0-0		6-0-0	
7-12-0	0-2-0	0-3-0		AWAY		0-0-0		3-5-0		4-1-0	
3-4-0	0-1-0	0-0-0		NEUTRAL		0-0-0		2-0-0		1-3-0	
8-11-0	0-4-0	0-3-0		NON-CONFERENCE		0-0-0		5-1-0		3-3-0	
2-0-0	0-0-0	0-0-0		HOME		0-0-0		2-0-0		0-0-0	
3-7-0	0-3-0	0-0-0		AWAY		0-0-0		1-1-0		2-0-0	
3-4-0	0-1-0	0-0-0		NEUTRAL		0-0-0		2-0-0		1-3-0	
16-5-0	0-0-0	0-0-0		CONFERENCE		0-0-0		8-4-0		8-1-0	
12-0-0	0-0-0	0-0-0		HOME		0-0-0		6-0-0		6-0-0	
4-5-0	0-0-0	0-0-0		AWAY		0-0-0		2-4-0		2-1-0	
0-0-0	0-0-0	0-0-0		NEUTRAL		0-0-0		0-0-0		0-0-0	
RPI S	Opponent	Score	RPI S	Opponent	Score	RPI S	Opponent	Score	RPI S	Opponent	Score
5 N	Alabama	3 9	38 A	North Carolina	2 9				102 N	Southern Ill.	10 9
6 A	Tennessee	0 9	46 A	FGCU	3 6				104 A	UNC Greensboro	3 5
23 A	Florida St.	0 3	48 A	South Carolina	0 5				104 A	UNC Greensboro	1 3
23 A	Florida St.	7 8							104 A	UNC Greensboro	6 1
									107 H	Col. of Charleston	8 7
									107 H	Col. of Charleston	7 5
									107 H	Col. of Charleston	10 7
									112 A	Chattanooga	3 8
									112 A	Chattanooga	5 1
									112 A	Chattanooga	3 5
									119 H	Furman	3 2
									119 H	Furman	5 3
									119 H	Furman	5 4
									127 N	Troy	5 2
									132 A	Winthrop	4 10
									132 A	Winthrop	7 6
									132 H	Winthrop	11 8
									132 H	Winthrop	9 7
									172 H	Samford	7 6
									172 H	Samford	9 1
									172 H	Samford	3 2
									174 N	Wichita St.	3 4
									174 N	Wichita St.	1 2
									186 N	Southern Miss.	3 5
									186 N	Southern Miss.	6 4
									197 H	Elon	7 3
									197 H	Elon	7 1
			LAST 10 GAMES								
			119 H	Furman	5 3	104 A	UNC Greensboro	1 3			
			119 H	Furman	3 2	104 A	UNC Greensboro	6 1			
			119 H	Furman	5 4	132 H	Winthrop	11 8			
			6 A	Tennessee	0 9	132 H	Winthrop	9 7			
			104 A	UNC Greensboro	3 5	197 H	Elon	7 1			

Non-Div. I Games:

Appalachian St.

RPI	S	Opponent	Score	
197	H	Elon	8	5
207	A	Western Caro.	6	1
207	A	Western Caro.	5	4
207	A	Western Caro.	4	13
236	A	Charleston So.	3	1
236	A	Charleston So.	11	6

Appalachian St.

A
P
P
a
l
a
c
h
i
a
n
S
t
.

A
P
P
a
l
a
c
h
i
a
n
S
t
.

Average RPI Win:	172	WON-LOST RECORD	WINNING PCT. RANK	LAST 10 GAMES	STRENGTH OF SCHEDULE	OPP. STRENGTH OF SCHEDULE	TEAM RPI	ADJ RPI	CONF. RPI	ADJ CONF. RPI	
Average RPI Loss:	121										
DIV. I ONLY	29-16-0	.64444	62	4-6-0	169	163	90	.53205	88	16	16
DIV. I NON-CONF.	18-7-0	.72	43	1-0-0	148	169	59	.55898	57	17	18
<hr/>											
TOTALS	RPI 1-25	RPI 26-50		W-L RECORDS	RPI 51-100		RPI 101-150		RPI 150+		
29-16-0	0-0-0	1-0-0		OVERALL	3-8-0		5-4-0		20-4-0		
9-5-0	0-0-0	0-0-0		HOME	1-2-0		2-2-0		6-1-0		
7-6-0	0-0-0	0-0-0		AWAY	2-2-0		0-1-0		5-3-0		
13-5-0	0-0-0	1-0-0		NEUTRAL	0-4-0		3-1-0		9-0-0		
<hr/>											
18-7-0	0-0-0	1-0-0		NON-CONFERENCE	2-5-0		4-2-0		11-0-0		
4-0-0	0-0-0	0-0-0		HOME	1-0-0		1-0-0		2-0-0		
1-2-0	0-0-0	0-0-		AWAY	1-1-0		0-1-0		0-0-0		
13-5-0	0-0-0	1-0-0		NEUTRAL	0-4-0		3-1-0		9-0-0		
<hr/>											
11-9-0	0-0-0	0-0-0		CONFERENCE	1-3-0		1-2-0		9-4-0		
5-5-0	0-0-0	0-0-0		HOME	0-2-0		1-2-0		4-1-0		
6-4-0	0-0-0	0-0-0		AWAY	1-1-0		0-0-0		5-3-0		
0-0-0	0-0-0	0-0-0		NEUTRAL	0-0-0		0-0-0		0-0-0		
<hr/>											
RPI S	Opponent	Score	RPI S	Opponent	Score	RPI S	Opponent	Score	RPI S	Opponent	Score
			33 N	UAB	2 0	53 A	Kennesaw St.	5 4	102 H	Southern Ill.	5 4
						56 A	SIU Edwardsville	6 8	123 N	Penn	5 2
						56 A	SIU Edwardsville	7 4	123 N	Penn	1 0
						57 N	Ball St.	0 2	125 N	Saint Louis	3 2
						65 A	Ole Miss	8 9	130 H	Murray St.	1 0
						65 H	Ole Miss	1 0	130 H	Murray St.	2 3
						76 N	McNeese St.	2 7	130 H	Murray St.	1 4
						78 N	Delaware	2 7	141 A	Southeastern La.	0 2
						85 N	Drake	3 7	145 N	South Dakota	2 5
						94 H	Eastern Ky.	3 5	151 H	Evansville	12 4
						94 H	Eastern Ky.	1 4	151 H	Evansville	9 7
									154 A	Jacksonville St.	6 7
									154 A	Jacksonville St.	7 6
									155 N	Mercer	11 10
									169 N	Louisiana Tech	7 2
									188 A	Tennessee Tech	9 1
									188 A	Tennessee Tech	0 3
									198 H	Austin Peay	8 5
									198 H	Austin Peay	5 2
									198 H	Austin Peay	4 3
									208 H	Morehead St.	5 3
									208 H	Morehead St.	0 4
									212 A	Belmont	11 5
									212 A	Belmont	8 2
									225 N	Middle Tenn.	7 2
									231 A	Tennessee St.	13 0
									231 A	Tennessee St.	2 4
<hr/>											
LAST 10 GAMES											
			94 H	Eastern Ky.	1 4	130 H	Murray St.	1 0	212 A	Belmont	11 5
			94 H	Eastern Ky.	3 5	130 H	Murray St.	1 4	212 A	Belmont	8 2
			208 H	Morehead St.	0 4	102 H	Southern Ill.	5 4	225 N	Middle Tenn.	7 2
			208 H	Morehead St.	5 3	154 A	Jacksonville St.	6 7	231 A	Tennessee St.	13 0
			130 H	Murray St.	2 3	154 A	Jacksonville St.	7 6	231 A	Tennessee St.	2 4

Non-Div. I Games: Trevecca Nazarene 6 1

UT Martin

RPI	S	Opponent	Score	
237	N	Sacred Heart	1	0
242	N	Saint Francis (PA)	2	0
243	N	Mississippi Val.	5	1
256	N	Holy Cross	5	0
265	N	Niagara	6	1
274	N	Detroit	11	2

UT Martin

Average RPI Win: 146		WON-LOST RECORD		WINNING PCT. RANK		LAST 10 GAMES		STRENGTH OF SCHEDULE		OPP. STRENGTH OF SCHEDULE		TEAM RPI		ADJ RPI		CONF. RPI		ADJ CONF. RPI				
DIV. I ONLY		28-19-0		.59574 90		6-4-0		129		135		92		.53084 89		11		11				
DIV. I NON-CONF.		21-14-0		.6 79		0-1-0		159		178		101		.52505 99		10		10				
TOTALS		RPI 1-25		RPI 26-50		W-L RECORDS		RPI 51-100		RPI 101-150		RPI 150+										
28-19-0		1-2-0		1-3-0		OVERALL		5-5-0		11-3-0		10-6-0										
10-4-0		0-0-0		1-2-0		HOME		2-1-0		2-0-0		5-1-0										
7-4-0		0-0-0		0-0-0		AWAY		2-1-0		4-2-0		1-1-0										
11-11-0		1-2-0		0-1-0		NEUTRAL		1-3-0		5-1-0		4-4-0										
21-14-0		1-2-0		0-1-0		NON-CONFERENCE		3-4-0		7-1-0		10-6-0										
7-1-0		0-0-0		0-0-0		HOME		0-0-0		2-0-0		5-1-0										
3-2-0		0-0-0		0-0-		AWAY		2-1-0		0-0-0		1-1-0										
11-11-0		1-2-0		0-1-0		NEUTRAL		1-3-0		5-1-0		4-4-0										
7-5-0		0-0-0		1-2-0		CONFERENCE		2-1-0		4-2-0		0-0-0										
3-3-0		0-0-0		1-2-0		HOME		2-1-0		0-0-0		0-0-0										
4-2-0		0-0-0		0-0-0		AWAY		0-0-0		4-2-0		0-0-0										
0-0-0		0-0-0		0-0-0		NEUTRAL		0-0-0		0-0-0		0-0-0										
RPI	S	Opponent		Score		RPI	S	Opponent		Score		RPI	S	Opponent		Score						
12	N	California		0	5	36	N	Oregon St.		5	6	59	N	San Jose St.		4	11	110	A	Fresno St.	4	6
20	N	Hawaii		11	9	45	H	San Diego St.		1	8	61	N	Utah		6	4	110	A	Fresno St.	1	0
21	N	UCLA		4	13	45	H	San Diego St.		4	2	61	N	Utah		2	5	110	A	Fresno St.	3	4
						45	H	San Diego St.		3	6	71	N	Long Beach St.		1	8	111	N	Rutgers	2	1
												74	A	Pacific		1	0	111	N	Rutgers	12	0
												74	A	Pacific		2	3	113	N	Utah Valley	1	11
												97	H	Colorado St.		0	10	122	N	UC Santa Barbara	7	1
												97	H	Colorado St.		4	3	129	A	New Mexico	10	1
												97	H	Colorado St.		5	4	129	A	New Mexico	6	4
												100	A	Cal Poly		5	2	129	A	New Mexico	9	6
																		135	N	BYU	14	6
																		149	N	Portland St.	9	1
																		150	H	UTSA	10	0
																		150	H	UTSA	6	2
																		159	N	Northern Ill.	8	3
																		182	H	Idaho St.	6	5
																		182	H	Idaho St.	4	6
																		182	N	Idaho St.	4	5
																		182	N	Idaho St.	6	9
																		185	A	Sacramento St.	0	1
																		185	A	Sacramento St.	5	1
																		185	N	Sacramento St.	7	9
						LAST 10 GAMES												192	N	LIU Brooklyn	3	0
						129	A	New Mexico		10	1	97	H	Colorado St.		0	10	219	H	Northern Colo.	9	0
						129	A	New Mexico		6	4	45	H	San Diego St.		4	2	219	H	Northern Colo.	10	6
						129	A	New Mexico		9	6	45	H	San Diego St.		1	8	223	N	Southern Utah	5	9
						97	H	Colorado St.		5	4	45	H	San Diego St.		3	6	223	N	Southern Utah	6	5
						97	H	Colorado St.		4	3	185	A	Sacramento St.		0	1					

RPI	S	Opponent	Score	
264	H	Santa Clara	10	2
264	H	Santa Clara	10	0
267	N	Weber St.	13	7

Nevada

N
e
v
a
d
a

N
e
v
a
d
a

Average RPI Win:		130	WON-LOST RECORD		WINNING PCT. RANK		LAST 10 GAMES		STRENGTH OF SCHEDULE		OPP. STRENGTH OF SCHEDULE		TEAM RPI		ADJ RPI		CONF. RPI		ADJ CONF. RPI				
DIV. I ONLY			14-25-0		.35897 220		3-7-0		16		35		88		.53039 90		4		4				
DIV. I NON-CONF.			10-14-0		.41667 188		0-1-0		18		37		83		.53276 84		4		4				
TOTALS		RPI 1-25		RPI 26-50		W-L RECORDS		RPI 51-100		RPI 101-150		RPI 150+											
14-25-0		1-8-0		2-12-0		OVERALL		1-3-0		5-0-0		5-2-0											
7-10-0		1-2-0		0-6-0		HOME		0-1-0		5-0-0		1-1-0											
2-5-0		0-0-0		1-5-0		AWAY		0-0-0		0-0-0		1-0-0											
5-10-0		0-6-0		1-1-0		NEUTRAL		1-2-0		0-0-0		3-1-0											
10-14-0		0-6-0		2-3-0		NON-CONFERENCE		1-3-0		2-0-0		5-2-0											
3-2-0		0-0-0		0-0-0		HOME		0-1-0		2-0-0		1-1-0											
2-2-0		0-0-0		1-0-		AWAY		0-0-0		0-0-0		1-0-0											
5-10-0		0-6-0		1-1-0		NEUTRAL		1-2-0		0-0-0		3-1-0											
4-11-0		1-2-0		0-9-0		CONFERENCE		0-0-0		3-0-0		0-0-0											
4-8-0		1-2-0		0-6-0		HOME		0-0-0		3-0-0		0-0-0											
0-3-0		0-0-0		0-3-0		AWAY		0-0-0		0-0-0		0-0-0											
0-0-0		0-0-0		0-0-0		NEUTRAL		0-0-0		0-0-0		0-0-0											
RPI	S	Opponent		Score		RPI	S	Opponent		Score		RPI	S	Opponent		Score							
3	N	Texas		0	3	27	H	Wisconsin		1	5	58	N	North Dakota St.		6	3	125	H	Saint Louis		6	4
3	N	Texas		2	12	27	H	Wisconsin		2	5	72	H	Eastern Ill.		1	12	139	H	Loyola Chicago		3	2
5	N	Alabama		2	7	27	H	Wisconsin		1	8	79	N	Georgia Tech		0	1	140	H	Indiana		1	0
8	N	Washington		0	15	34	H	Minnesota		0	2	85	N	Drake		2	3	140	H	Indiana		5	4
10	H	Nebraska		1	7	34	H	Minnesota		3	9							140	H	Indiana		8	0
10	H	Nebraska		2	6	34	H	Minnesota		1	5							160	A	UNI		8	0
10	H	Nebraska		5	4	36	N	Oregon St.		1	5							161	N	Providence		11	2
12	N	California		0	5	41	A	South Fla.		2	3							166	H	Western Mich.		6	2
14	N	Kentucky		4	5	42	A	Houston		7	5							229	N	Green Bay		6	3
						42	A	Houston		1	8							235	H	Indiana St.		5	6
						43	N	DePaul		4	1							253	N	Toledo		0	6
						47	A	Northwestern		1	7							266	N	Maine		7	1
						47	A	Northwestern		0	8												
						47	A	Northwestern		0	8												
LAST 10 GAMES																							
						140	H	Indiana		8	0	34	H	Minnesota		1	5						
						140	H	Indiana		5	4	72	H	Eastern Ill.		1	12						
						140	H	Indiana		1	0	47	A	Northwestern		1	7						
						34	H	Minnesota		3	9	47	A	Northwestern		0	8						
						34	H	Minnesota		0	2	47	A	Northwestern		0	8						

Non-Div. I Games:

Illinois

[illegible]

Non-Div. I Games:

Fordham

RPI	S	Opponent	Score	
248	N	Youngstown St.	7	0
251	H	La Salle	5	1
251	H	La Salle	8	0
260	A	Iona	3	2
266	N	Maine	4	0
269	H	Rhode Island	6	2
269	H	Rhode Island	12	2
274	N	Detroit	18	8

Fordham

F
o
r
d
h
a
m

F
o
r
d
h
a
m

Average RPI Win: 165		WON-LOST RECORD	WINNING PCT. RANK	LAST 10 GAMES	STRENGTH OF SCHEDULE	OPP. STRENGTH OF SCHEDULE	TEAM RPI	ADJ RPI		CONF. RPI	ADJ CONF. RPI	
Average RPI Loss: 116												
DIV. I ONLY		21-11-0	.65625 61	7-3-0	180	166	91	.5292	92	18	19	
DIV. I NON-CONF.		14-8-0	.63636 67	2-0-0	173	150	91	.52959	88	21	21	
<hr/>												
TOTALS		RPI 1-25		RPI 26-50		W-L RECORDS		RPI 51-100		RPI 101-150		RPI 150+
21-11-0		0-0-0		0-0-0		OVERALL		4-5-0		7-4-0		10-2-0
5-4-0		0-0-0		0-0-0		HOME		1-4-0		0-0-0		4-0-0
9-3-0		0-0-0		0-0-0		AWAY		3-1-0		3-2-0		3-0-0
7-4-0		0-0-0		0-0-0		NEUTRAL		0-0-0		4-2-0		3-2-0
14-8-0		0-0-0		0-0-0		NON-CONFERENCE		4-2-0		5-4-0		5-2-0
3-1-0		0-0-0		0-0-0		HOME		1-1-0		0-0-0		2-0-0
4-3-0		0-0-0		0-0-		AWAY		3-1-0		1-2-0		0-0-0
7-4-0		0-0-0		0-0-0		NEUTRAL		0-0-0		4-2-0		3-2-0
7-3-0		0-0-0		0-0-0		CONFERENCE		0-3-0		2-0-0		5-0-0
2-3-0		0-0-0		0-0-0		HOME		0-3-0		0-0-0		2-0-0
5-0-0		0-0-0		0-0-0		AWAY		0-0-0		2-0-0		3-0-0
0-0-0		0-0-0		0-0-0		NEUTRAL		0-0-0		0-0-0		0-0-0
RPI S	Opponent	Score	RPI S	Opponent	Score	RPI S	Opponent	Score	RPI S	Opponent	Score	
						51 A	Lipscomb	5 1	108 N	Central Mich.	10 6	
						55 A	Texas Tech	4 12	118 N	Bradley	12 2	
						55 A	Texas Tech	5 4	118 N	Bradley	6 8	
						57 H	Ball St.	1 3	127 N	Troy	5 4	
						57 H	Ball St.	3 1	129 A	New Mexico	0 1	
						58 H	North Dakota St.	1 3	139 A	Loyola Chicago	0 1	
						58 H	North Dakota St.	1 4	139 A	Loyola Chicago	4 0	
						58 H	North Dakota St.	4 8	145 A	South Dakota	2 1	
						99 A	Iowa St.	8 5	145 A	South Dakota	7 4	
									148 N	Texas-Arlington	3 1	
									148 N	Texas-Arlington	3 11	
									176 H	Western Ill.	11 3	
									176 H	Western Ill.	9 1	
									188 N	Tennessee Tech	8 0	
									216 H	Eastern Mich.	5 4	
									216 H	Eastern Mich.	10 2	
									219 N	Northern Colo.	4 5	
									227 N	Hampton	6 1	
									235 N	Indiana St.	0 9	
									255 N	North Dakota	6 0	
									275 A	Oakland	7 0	
									275 A	Oakland	4 2	
									275 A	Oakland	1 0	
LAST 10 GAMES												
						58 H	North Dakota St.	4 8	275 A	Oakland	4 2	
						58 H	North Dakota St.	1 3	145 A	South Dakota	2 1	
						58 H	North Dakota St.	1 4	145 A	South Dakota	7 4	
						275 A	Oakland	7 0	216 H	Eastern Mich.	10 2	
						275 A	Oakland	1 0	216 H	Eastern Mich.	5 4	

Non-Div. I Games: Concordia (MI) 8 0 Concordia (MI) 8 0

IPFW

Average RPI Win:	146	WON-LOST	WINNING	LAST 10	STRENGTH OF	OPP. STRENGTH	TEAM	ADJ	CONF.	ADJ CONF.		
Average RPI Loss:	119	RECORD	PCT. RANK	GAMES	SCHEDULE	OF SCHEDULE	RPI	RPI	RPI	RPI		
DIV. I ONLY		28-19-0	.59574	90	9-1-0	162	91	97	.52885	93	14	14
DIV. I NON-CONF.		14-12-0	.53846	118	0-0-0	86	83	89	.53505	81	15	15
<hr/>												
TOTALS	RPI 1-25	RPI 26-50		W-L RECORDS		RPI 51-100		RPI 101-150		RPI 150+		
28-19-0	0-2-0	3-2-0		OVERALL		5-2-0		5-8-0		15-5-0		
13-3-0	0-1-0	1-0-0		HOME		5-1-0		0-0-0		7-1-0		
12-10-0	0-1-0	1-0-0		AWAY		0-0-0		5-7-0		6-2-0		
3-6-0	0-0-0	1-2-0		NEUTRAL		0-1-0		0-1-0		2-2-0		
14-12-0	0-2-0	3-2-0		NON-CONFERENCE		3-1-0		1-3-0		7-4-0		
5-2-0	0-1-0	1-0-0		HOME		3-0-0		0-0-0		1-1-0		
6-4-0	0-1-0	1-0-		AWAY		0-0-0		1-2-0		4-1-0		
3-6-0	0-0-0	1-2-0		NEUTRAL		0-1-0		0-1-0		2-2-0		
14-7-0	0-0-0	0-0-0		CONFERENCE		2-1-0		4-5-0		8-1-0		
8-1-0	0-0-0	0-0-0		HOME		2-1-0		0-0-0		6-0-0		
6-6-0	0-0-0	0-0-0		AWAY		0-0-0		4-5-0		2-1-0		
0-0-0	0-0-0	0-0-0		NEUTRAL		0-0-0		0-0-0		0-0-0		
<hr/>												
RPI S	Opponent	Score	RPI S	Opponent	Score	RPI S	Opponent	Score	RPI S	Opponent	Score	
17 A	Texas A&M	3 8	26 A	Baylor	2 0	55 H	Texas Tech	4 0	136 A	Lamar	4 5	
17 H	Texas A&M	0 8	26 N	Baylor	0 2	55 N	Texas Tech	3 8	136 A	Lamar	4 9	
			42 H	Houston	5 4	68 H	Central Ark.	3 5	136 A	Lamar	6 4	
			44 N	Illinois St.	8 6	68 H	Central Ark.	10 0	137 A	Stephen F. Austin	8 1	
			44 N	Illinois St.	4 5	68 H	Central Ark.	9 8	137 A	Stephen F. Austin	3 5	
						84 H	Purdue	5 2	137 A	Stephen F. Austin	12 1	
						84 H	Purdue	3 2	141 A	Southeastern La.	1 3	
									141 A	Southeastern La.	4 2	
									141 A	Southeastern La.	2 4	
									148 N	Texas-Arlington	1 2	
									150 A	UTSA	2 1	
									150 A	UTSA	4 7	
									150 A	UTSA	2 3	
									154 N	Jacksonville St.	5 3	
									154 N	Jacksonville St.	5 4	
									154 N	Jacksonville St.	5 6	
									159 H	Northern Ill.	3 5	
									159 N	Northern Ill.	0 4	
									171 H	Nicholls St.	8 7	
									171 H	Nicholls St.	5 4	
									171 H	Nicholls St.	11 2	
			LAST 10 GAMES						180 A	Texas St.	9 6	
			171 H	Nicholls St.	11 2	233 A	A&M-Corpus Christi	10 2	180 H	Texas St.	14 13	
			171 H	Nicholls St.	8 7	196 H	Houston Baptist	8 2	186 A	Southern Miss.	1 10	
			171 H	Nicholls St.	5 4	196 H	Houston Baptist	5 4	186 A	Southern Miss.	3 0	
			233 A	A&M-Corpus Christi	8 5	196 H	Houston Baptist	5 4	196 H	Houston Baptist	5 4	
			233 A	A&M-Corpus Christi	5 6	137 A	Stephen F. Austin	8 1	196 H	Houston Baptist	8 2	

Non-Div. I Games:

Sam Houston St.

RPI	S	Opponent	Score	
196	H	Houston Baptist	5	4
233	A	A&M-Corpus Christi	5	6
233	A	A&M-Corpus Christi	10	2
233	A	A&M-Corpus Christi	8	5
247	A	Texas Southern	9	4
247	A	Texas Southern	6	2

Sam Houston St.

S
a
m
H
o
u
s
t
o
n
S
t
.

S
a
m
H
o
u
s
t
o
n
S
t
.

Average RPI Win:		177	WON-LOST RECORD		WINNING PCT. RANK		LAST 10 GAMES		STRENGTH OF SCHEDULE		OPP. STRENGTH OF SCHEDULE		TEAM RPI		ADJ RPI		CONF. RPI		ADJ CONF. RPI					
DIV. I ONLY			29-17-0		.63043		72		7-3-0		163		122		89		.52773		94		16		16	
DIV. I NON-CONF.			13-12-0		.52		128		0-2-0		149		92		124		.50827		127		17		18	
TOTALS		RPI 1-25		RPI 26-50		W-L RECORDS		RPI 51-100		RPI 101-150		RPI 150+												
29-17-0		0-3-0		0-3-0		OVERALL		5-2-0		4-5-0		20-4-0												
8-6-0		0-2-0		0-0-0		HOME		2-2-0		0-0-0		6-2-0												
11-6-0		0-1-0		0-1-0		AWAY		2-0-0		2-2-0		7-2-0												
10-5-0		0-0-0		0-2-0		NEUTRAL		1-0-0		2-3-0		7-0-0												
13-12-0		0-3-0		0-3-0		NON-CONFERENCE		1-0-0		2-5-0		10-1-0												
2-2-0		0-2-0		0-0-0		HOME		0-0-0		0-0-0		2-0-0												
1-5-0		0-1-0		0-0-		AWAY		0-0-0		0-2-0		1-1-0												
10-5-0		0-0-0		0-2-0		NEUTRAL		1-0-0		2-3-0		7-0-0												
16-5-0		0-0-0		0-0-0		CONFERENCE		4-2-0		2-0-0		10-3-0												
6-4-0		0-0-0		0-0-0		HOME		2-2-0		0-0-0		4-2-0												
10-1-0		0-0-0		0-0-0		AWAY		2-0-0		2-0-0		6-1-0												
0-0-0		0-0-0		0-0-0		NEUTRAL		0-0-0		0-0-0		0-0-0												
RPI	S	Opponent		Score		RPI	S	Opponent		Score		RPI	S	Opponent		Score								
6	A	Tennessee		0	8	27	N	Wisconsin		1	5	56	H	SIU Edwardsville		11	3							
14	H	Kentucky		2	6	30	A	Western Ky.		3	8	56	H	SIU Edwardsville		1	4							
14	H	Kentucky		3	4	33	N	UAB		1	6	57	N	Ball St.		8	6							
												72	H	Eastern Ill.		2	3							
												72	H	Eastern Ill.		5	3							
												88	A	UT Martin		5	3							
												88	A	UT Martin		4	1							
												102	A	Southern Ill.		1	9							
												106	N	Kent St.		2	4							
												112	A	Chattanooga		3	4							
												124	N	Central Conn. St.		6	1							
												130	A	Murray St.		12	8							
												130	A	Murray St.		5	4							
												139	N	Loyola Chicago		1	4							
												144	N	Ill.-Chicago		2	0							
												144	N	Ill.-Chicago		3	9							
												155	N	Mercer		2	1							
												167	H	Ohio		10	3							
												167	H	Ohio		7	0							
												179	N	Miami (OH)		10	2							
												188	H	Tennessee Tech		1	5							
												188	H	Tennessee Tech		2	11							
												188	H	Tennessee Tech		3	0							
												198	A	Austin Peay		3	1							
												198	A	Austin Peay		6	1							
												209	N	Liberty		4	0							
												212	A	Belmont		12	7							
												212	A	Belmont		7	4							
												212	A	Belmont		2	0							
												225	A	Middle Tenn.		1	2							
												225	A	Middle Tenn.		5	1							
												226	N	Northern Ky.		3	2							
												230	A	Southeast Mo. St.		11	12							
												230	A	Southeast Mo. St.		6	4							
												231	H	Tennessee St.		9	2							
												231	H	Tennessee St.		13	5							
												14	H	Kentucky		2	6							
												14	H	Kentucky		3	4							
												198	A	Austin Peay		3	1							
LAST 10 GAMES																								

Non-Div. I Games:

Eastern Ky.

RPI	S	Opponent	Score	
231	H	Tennessee St.	13	5
231	H	Tennessee St.	9	2
231	H	Tennessee St.	5	3
253	N	Toledo	9	2
253	N	Toledo	10	2
279	N	N.C. Central	9	0

Eastern Ky.

E
a
s
t
e
r
n
K
y
.

E
a
s
t
e
r
n
K
y
.

Average RPI Win:		184	WON-LOST RECORD		WINNING PCT. RANK		LAST 10 GAMES		STRENGTH OF SCHEDULE		OPP. STRENGTH OF SCHEDULE		TEAM RPI		ADJ RPI		CONF. RPI		ADJ CONF. RPI						
DIV. I ONLY			31-18-0		.63265		71		8-2-0		167		141		93		.52621		95		20		20		
DIV. I NON-CONF.			15-13-0		.53571		122		2-1-0		150		82		116		.51267		117		20		20		
TOTALS		RPI 1-25		RPI 26-50		W-L RECORDS		RPI 51-100		RPI 101-150		RPI 150+													
31-18-0		0-2-0		0-6-0		OVERALL		3-3-0		7-3-0		21-4-0													
20-6-0		0-0-0		0-1-0		HOME		0-0-0		5-2-0		15-3-0													
9-9-0		0-0-0		0-4-0		AWAY		3-3-0		2-1-0		4-1-0													
2-3-0		0-2-0		0-1-0		NEUTRAL		0-0-0		0-0-0		2-0-0													
15-13-0		0-2-0		0-6-0		NON-CONFERENCE		0-3-0		3-1-0		12-1-0													
13-3-0		0-0-0		0-1-0		HOME		0-0-0		3-1-0		10-1-0													
0-7-0		0-0-0		0-0-		AWAY		0-3-0		0-0-0		0-0-0													
2-3-0		0-2-0		0-1-0		NEUTRAL		0-0-0		0-0-0		2-0-0													
16-5-0		0-0-0		0-0-0		CONFERENCE		3-0-0		4-2-0		9-3-0													
7-3-0		0-0-0		0-0-0		HOME		0-0-0		2-1-0		5-2-0													
9-2-0		0-0-0		0-0-0		AWAY		3-0-0		2-1-0		4-1-0													
0-0-0		0-0-0		0-0-0		NEUTRAL		0-0-0		0-0-0		0-0-0													
RPI	S	Opponent		Score		RPI	S	Opponent		Score		RPI	S	Opponent		Score									
6	N	Tennessee		3	10	37	H	James Madison		0	2	53	A	Kennesaw St.		0	1								
6	N	Tennessee		0	8	40	N	North Carolina St.		2	4	77	A	Longwood		6	5								
						41	A	South Fla.		2	5	77	A	Longwood		3	0								
						41	A	South Fla.		1	5	77	A	Longwood		11	5								
						48	A	South Carolina		3	5	79	A	Georgia Tech		1	2								
						48	A	South Carolina		2	10	79	A	Georgia Tech		3	11								
						LAST 10 GAMES																			
						214 H Presbyterian						14	2	236 H Charleston So.						6	5				
						214 H Presbyterian						6	2	132 A Winthrop						5	9				
						214 H Presbyterian						5	1	132 A Winthrop						3	1				
						224 H UNC Wilmington						4	3	132 A Winthrop						8	6				
						224 H UNC Wilmington						6	5	48 A South Carolina						2	10				
																		225 H Middle Tenn.						10	0

Non-Div. I Games:

Coastal Caro.

RPI	S	Opponent	Score	
232	A	Gardner-Webb	7	3
232	A	Gardner-Webb	7	2
232	A	Gardner-Webb	2	3
236	A	Charleston So.	11	3
236	A	Charleston So.	11	2
236	H	Charleston So.	6	5
269	H	Rhode Island	10	2
269	H	Rhode Island	7	2

Coastal Caro.

C
o
a
s
t
a
l
C
a
r
o
.

C
o
a
s
t
a
l
C
a
r
o
.

Average RPI Win: 189		WON-LOST	WINNING	LAST 10	STRENGTH OF		OPP. STRENGTH	TEAM	ADJ		CONF.	ADJ CONF.			
Average RPI Loss: 82		RECORD	PCT. RANK	GAMES	SCHEDULE		OF SCHEDULE	RPI	RPI		RPI	RPI			
DIV. I ONLY		28-18-0	.6087	83	8-2-0		141	157	94	.52589	96	7	9		
DIV. I NON-CONF.		17-7-0	.70833	45	0-0-0		226	216	99	.52284	101	11	11		
<hr/>															
TOTALS		RPI 1-25		RPI 26-50		W-L RECORDS		RPI 51-100		RPI 101-150		RPI 150+			
28-18-0		0-0-0		0-9-0		OVERALL		6-5-0		0-1-0		22-3-0			
25-10-0		0-0-0		0-2-0		HOME		4-5-0		0-0-0		21-3-0			
2-6-0		0-0-0		0-6-0		AWAY		2-0-0		0-0-0		0-0-0			
1-2-0		0-0-0		0-1-0		NEUTRAL		0-0-0		0-1-0		1-0-0			
<hr/>															
17-7-0		0-0-0		0-3-0		NON-CONFERENCE		1-3-0		0-1-0		16-0-0			
16-5-0		0-0-0		0-2-0		HOME		1-3-0		0-0-0		15-0-0			
0-0-0		0-0-0		0-0-		AWAY		0-0-0		0-0-0		0-0-0			
1-2-0		0-0-0		0-1-0		NEUTRAL		0-0-0		0-1-0		1-0-0			
<hr/>															
11-11-0		0-0-0		0-6-0		CONFERENCE		5-2-0		0-0-0		6-3-0			
9-5-0		0-0-0		0-0-0		HOME		3-2-0		0-0-0		6-3-0			
2-6-0		0-0-0		0-6-0		AWAY		2-0-0		0-0-0		0-0-0			
0-0-0		0-0-0		0-0-0		NEUTRAL		0-0-0		0-0-0		0-0-0			
<hr/>															
RPI	S	Opponent	Score	RPI	S	Opponent	Score	RPI	S	Opponent	Score	RPI	S	Opponent	Score
				39	A	USC Upstate	0 3	53	H	Kennesaw St.	4 2	148	N	Texas-Arlington	0 1
				39	A	USC Upstate	0 8	53	H	Kennesaw St.	8 0	155	H	Mercer	4 12
				39	A	USC Upstate	4 6	53	H	Kennesaw St.	8 11	155	H	Mercer	8 4
				46	A	FGCU	3 5	67	H	North Florida	0 8	155	H	Mercer	4 8
				46	A	FGCU	4 5	67	H	North Florida	6 2	190	H	Fairleigh Dickinson	5 2
				46	A	FGCU	4 10	69	A	Jacksonville	3 1	190	H	Fairleigh Dickinson	3 0
				48	H	South Carolina	4 14	69	A	Jacksonville	5 1	193	H	Valparaiso	4 3
				48	H	South Carolina	7 15	81	H	UCF	0 3	193	H	Valparaiso	5 1
				48	N	South Carolina	3 8	86	H	Marshall	4 6	195	H	Cornell	7 6
								100	H	Michigan St.	6 1	195	H	Cornell	10 3
								100	H	Michigan St.	1 4	205	H	Dartmouth	7 0
												215	H	East Tenn. St.	2 0
												215	H	East Tenn. St.	7 3
												215	H	East Tenn. St.	3 0
												220	N	Buffalo	5 1
												226	H	Northern Ky.	8 0
												226	H	Northern Ky.	2 1
												226	H	Northern Ky.	1 3
												244	H	Florida A&M	11 0
												246	H	Bethune-Cookman	3 2
												246	H	Bethune-Cookman	7 3
												259	H	Colgate	10 2
												259	H	Colgate	6 3
												259	H	Colgate	8 7
												265	H	Niagara	8 0
												265	H	Niagara	4 1
<hr/>															
LAST 10 GAMES															
				215	H	East Tenn. St.	7 3	53	H	Kennesaw St.	4 2	259	H	Colgate	6 3
				215	H	East Tenn. St.	2 0	53	H	Kennesaw St.	8 0	259	H	Colgate	8 7
				215	H	East Tenn. St.	3 0	53	H	Kennesaw St.	8 11	265	H	Niagara	8 0
				67	H	North Florida	0 8	69	A	Jacksonville	5 1	265	H	Niagara	4 1
				67	H	North Florida	6 2	69	A	Jacksonville	3 1				

Non-Div. I Games:

Stetson

Average RPI Win:		144	WON-LOST RECORD		WINNING PCT. RANK	LAST 10 GAMES		STRENGTH OF SCHEDULE		OPP. STRENGTH OF SCHEDULE	TEAM RPI	ADJ RPI	CONF. RPI	ADJ CONF. RPI									
Average RPI Loss:		77	20-20-0		.5 139	3-6-0		74		79	95	.52578 97	11	11									
DIV. I ONLY			14-17-0		.45161 164	0-3-0		77		63	117	.51388 115	10	10									
DIV. I NON-CONF.																							
TOTALS		RPI 1-25		RPI 26-50		W-L RECORDS		RPI 51-100		RPI 101-150		RPI 150+											
20-20-0		0-4-0		0-4-0		OVERALL		4-6-0		8-3-0		8-3-0											
7-3-0		0-1-0		0-1-0		HOME		0-0-0		4-1-0		3-0-0											
3-6-0		0-3-0		0-0-0		AWAY		3-3-0		0-0-0		0-0-0											
10-11-0		0-0-0		0-3-0		NEUTRAL		1-3-0		4-2-0		5-3-0											
14-17-0		0-4-0		0-4-0		NON-CONFERENCE		3-4-0		3-2-0		8-3-0											
4-3-0		0-1-0		0-1-0		HOME		0-0-0		1-1-0		3-0-0											
2-4-0		0-3-0		0-0-		AWAY		2-1-0		0-0-0		0-0-0											
8-10-0		0-0-0		0-3-0		NEUTRAL		1-3-0		2-1-0		5-3-0											
6-3-0		0-0-0		0-0-0		CONFERENCE		1-2-0		5-1-0		0-0-0											
3-0-0		0-0-0		0-0-0		HOME		0-0-0		3-0-0		0-0-0											
1-2-0		0-0-0		0-0-0		AWAY		1-2-0		0-0-0		0-0-0											
2-1-0		0-0-0		0-0-0		NEUTRAL		0-0-0		2-1-0		0-0-0											
RPI	S	Opponent		Score		RPI	S	Opponent		Score		RPI	S	Opponent		Score							
8	H	Washington		3	6	29	N	Arkansas		4	5	55	N	Texas Tech		6	4						
17	A	Texas A&M		1	3	35	N	Georgia		4	5	61	N	Utah		3	7						
17	A	Texas A&M		2	10	36	N	Oregon St.		0	11	66	N	Oklahoma St.		1	4						
17	A	Texas A&M		0	10	50	H	Neb. Omaha		2	3	71	A	Long Beach St.		2	1						
												73	N	Syracuse		2	4						
												82	A	New Mexico St.		10	9						
												82	A	New Mexico St.		2	9						
												89	A	Nevada		4	5						
												89	A	Nevada		10	0						
												89	A	Nevada		3	4						
																		109	N	Virginia		1	7
																		110	N	Fresno St.		0	5
																		110	N	Fresno St.		3	2
																		110	N	Fresno St.		7	4
																		117	H	UNLV		18	10
																		117	H	UNLV		15	7
																		117	H	UNLV		2	0
																		118	H	Bradley		5	3
																		118	H	Bradley		5	6
																		135	N	BYU		4	1
																		143	N	Penn St.		10	2
																		152	N	UMKC		17	16
																		156	N	Loyola Marymount		0	9
																		162	N	Massachusetts		2	0
																		173	N	Seton Hall		3	1
																		179	N	Miami (OH)		2	3
																		187	N	Fairfield		2	0
																		200	N	Harvard		3	4
																		219	H	Northern Colo.		10	0
																		221	H	Marist		17	0
																		234	N	Utah St.		4	3
																		263	H	Brown		4	0

[illegible]

Non-Div. I Games:

Ga. Southern

RPI	S	Opponent	Score	
207	A	Western Caro.	4	0
262	H	Alabama St.	6	2

Ga. Southern

G
a
.
S
o
u
t
h
e
r
n

G
a
.
S
o
u
t
h
e
r
n

Average RPI Win:		162	WON-LOST RECORD		WINNING PCT. RANK		LAST 10 GAMES		STRENGTH OF SCHEDULE		OPP. STRENGTH OF SCHEDULE		TEAM RPI		ADJ RPI		CONF. RPI		ADJ CONF. RPI				
DIV. I ONLY			19-24-0		.44186 172		5-5-0		46		77		100		.5235 99		3		3				
DIV. I NON-CONF.			15-16-0		.48387 148		1-0-0		119		148		138		.50466 136		3		3				
TOTALS		RPI 1-25		RPI 26-50				W-L RECORDS				RPI 51-100				RPI 101-150				RPI 150+			
19-24-0		1-6-0		0-7-0				OVERALL				5-3-0				2-5-0				11-3-0			
9-3-0		0-0-0		0-0-0				HOME				5-3-0				0-0-0				4-0-0			
0-13-0		0-5-0		0-5-0				AWAY				0-0-0				0-3-0				0-0-0			
10-8-0		1-1-0		0-2-0				NEUTRAL				0-0-0				2-2-0				7-3-0			
15-16-0		1-3-0		0-4-0				NON-CONFERENCE				1-1-0				2-5-0				11-3-0			
5-1-0		0-0-0		0-0-0				HOME				1-1-0				0-0-0				4-0-0			
0-7-0		0-2-0		0-0-				AWAY				0-0-0				0-3-0				0-0-0			
10-8-0		1-1-0		0-2-0				NEUTRAL				0-0-0				2-2-0				7-3-0			
4-8-0		0-3-0		0-3-0				CONFERENCE				4-2-0				0-0-0				0-0-0			
4-2-0		0-0-0		0-0-0				HOME				4-2-0				0-0-0				0-0-0			
0-6-0		0-3-0		0-3-0				AWAY				0-0-0				0-0-0				0-0-0			
0-0-0		0-0-0		0-0-0				NEUTRAL				0-0-0				0-0-0				0-0-0			
RPI	S	Opponent		Score		RPI	S	Opponent		Score		RPI	S	Opponent		Score		RPI	S	Opponent		Score	
3	A	Texas		4	12	26	A	Baylor		5	7	55	H	Texas Tech		6	5	110	A	Fresno St.		6	7
3	A	Texas		0	8	26	A	Baylor		3	4	55	H	Texas Tech		5	15	111	N	Rutgers		3	2
3	A	Texas		2	7	26	A	Baylor		0	13	55	H	Texas Tech		4	6	111	N	Rutgers		2	4
4	N	Oregon		2	1	36	N	Oregon St.		1	9	66	H	Oklahoma St.		8	6	133	A	Fla. Atlantic		0	6
5	A	Alabama		0	6	41	A	South Fla.		0	6	66	H	Oklahoma St.		11	8	138	N	Boise St.		9	4
5	A	Alabama		4	13	45	N	San Diego St.		4	7	66	H	Oklahoma St.		9	7	143	N	Penn St.		8	9
12	N	California		0	11	46	A	FGCU		6	7	85	H	Drake		6	5	150	A	UTSA		4	7
												92	H	IPFW		5	8	175	N	Temple		14	3
																		189	N	Missouri St.		6	8
																		193	N	Valparaiso		2	4
																		197	N	Elon		12	1
																		205	N	Dartmouth		7	8
																		206	N	St. John's (NY)		11	1
																		206	N	St. John's (NY)		11	9
																		209	N	Liberty		9	1
																		235	H	Indiana St.		7	2
																		246	N	Bethune-Cookman		7	0
																		252	H	South Dakota St.		11	4
																		255	H	North Dakota		8	0
																		255	H	North Dakota		11	1
																		260	N	Iona		11	1
LAST 10 GAMES																							
55	H	Texas Tech		5	15	3	A	Texas		0	8	85	H	Drake		6	5						
55	H	Texas Tech		4	6							66	H	Oklahoma St.		9	7						
55	H	Texas Tech		6	5							66	H	Oklahoma St.		8	6						
3	A	Texas		2	7							66	H	Oklahoma St.		11	8						
3	A	Texas		4	12																		

Non-Div. I Games:

Iowa St.

Average RPI Win:		111	WON-LOST RECORD		WINNING PCT. RANK	LAST 10 GAMES	STRENGTH OF SCHEDULE		OPP. STRENGTH OF SCHEDULE	TEAM RPI	ADJ RPI	CONF. RPI	ADJ CONF. RPI				
DIV. I ONLY			18-29-1		.38542	209	2-8-0		35	55	103	.52109	100	9	7		
DIV. I NON-CONF.			11-18-1		.38333	200	0-0-0		31	39	107	.52196	102	9	7		
TOTALS		RPI 1-25		RPI 26-50		W-L RECORDS		RPI 51-100		RPI 101-150		RPI 150+					
18-29-1		1-7-0		1-7-0		OVERALL		5-7-1		6-5-0		5-3-0					
8-12-0		0-3-0		0-0-0		HOME		2-5-0		3-3-0		3-1-0					
5-4-0		0-0-0		0-1-0		AWAY		3-0-0		1-2-0		1-1-0					
5-13-1		1-4-0		1-6-0		NEUTRAL		0-2-1		2-0-0		1-1-0					
11-18-1		1-4-0		1-7-0		NON-CONFERENCE		0-3-1		4-1-0		5-3-0					
5-3-0		0-0-0		0-0-0		HOME		0-1-0		2-1-0		3-1-0					
1-2-0		0-0-0		0-0-		AWAY		0-0-0		0-0-0		1-1-0					
5-13-1		1-4-0		1-6-0		NEUTRAL		0-2-1		2-0-0		1-1-0					
7-11-0		0-3-0		0-0-0		CONFERENCE		5-4-0		2-4-0		0-0-0					
3-9-0		0-3-0		0-0-0		HOME		2-4-0		1-2-0		0-0-0					
4-2-0		0-0-0		0-0-0		AWAY		3-0-0		1-2-0		0-0-0					
0-0-0		0-0-0		0-0-0		NEUTRAL		0-0-0		0-0-0		0-0-0					
RPI	S	Opponent		Score		RPI	S	Opponent		Score		RPI	S	Opponent		Score	
4	N	Oregon		1	2	27	N	Wisconsin		1	2	52	A	Cal St. Fullerton		3	2
8	N	Washington		2	0	28	N	Arizona		3	10	52	A	Cal St. Fullerton		1	0
12	N	California		3	11	35	N	Georgia		1	0	52	A	Cal St. Fullerton		4	0
14	N	Kentucky		0	1	36	N	Oregon St.		2	11	54	N	Ohio St.		1	12
18	N	Stanford		6	7	45	A	San Diego St.		2	5	59	N	San Jose St.		2	3
20	H	Hawaii		1	2	47	N	Northwestern		0	10	61	N	Utah		1	1
20	H	Hawaii		1	3	49	N	Notre Dame		0	6	71	H	Long Beach St.		4	5
20	H	Hawaii		0	4	49	N	Notre Dame		3	4	71	H	Long Beach St.		0	1
												71	H	Long Beach St.		2	0
												74	H	Pacific		3	0
												74	H	Pacific		0	7
												74	H	Pacific		1	3
												89	H	Nevada		2	5

Non-Div. I Games:

Cal Poly

Average RPI Win: 152		WON-LOST	WINNING	LAST 10	STRENGTH OF		OPP. STRENGTH	TEAM	ADJ	CONF.	ADJ CONF.
Average RPI Loss: 81		RECORD	PCT. RANK	GAMES	SCHEDULE		OF SCHEDULE	RPI	RPI	RPI	RPI
DIV. I ONLY		21-18-0	.53846	121	5-5-0		110	73	98	.52109	100
DIV. I NON-CONF.		14-14-0	.5	137	0-1-0		126	130	127	.50517	133
TOTALS		RPI 1-25	RPI 26-50		W-L RECORDS		RPI 51-100		RPI 101-150		RPI 150+
21-18-0		0-4-0	1-4-0		OVERALL		4-5-0		10-2-0		6-3-0
5-3-0		0-2-0	0-1-0		HOME		0-0-0		5-0-0		0-0-0
5-5-0		0-2-0	0-1-0		AWAY		3-2-0		2-0-0		0-0-0
11-10-0		0-0-0	1-2-0		NEUTRAL		1-3-0		3-2-0		6-3-0
14-14-0		0-1-0	1-4-0		NON-CONFERENCE		2-4-0		5-2-0		6-3-0
0-1-0		0-0-0	0-1-0		HOME		0-0-0		0-0-0		0-0-0
3-3-0		0-1-0	0-0-		AWAY		1-1-0		2-0-0		0-0-0
11-10-0		0-0-0	1-2-0		NEUTRAL		1-3-0		3-2-0		6-3-0
7-4-0		0-3-0	0-0-0		CONFERENCE		2-1-0		5-0-0		0-0-0
5-2-0		0-2-0	0-0-0		HOME		0-0-0		5-0-0		0-0-0
2-2-0		0-1-0	0-0-0		AWAY		2-1-0		0-0-0		0-0-0
0-0-0		0-0-0	0-0-0		NEUTRAL		0-0-0		0-0-0		0-0-0
RPI S	Opponent	Score	RPI S	Opponent	Score	RPI S	Opponent	Score	RPI S	Opponent	Score
9 A	Michigan	2 21	44 N	Illinois St.	3 2	57 N	Ball St.	2 7	108 N	Central Mich.	0 3
9 H	Michigan	7 8	46 A	FGCU	0 6	57 N	Ball St.	4 2	131 N	Albany (NY)	3 1
9 H	Michigan	2 11	48 N	South Carolina	5 12	63 N	Kansas	0 1	133 A	Fla. Atlantic	7 2
13 A	Arizona St.	2 9	48 N	South Carolina	3 11	69 N	Jacksonville	2 5	133 A	Fla. Atlantic	1 0
			49 H	Notre Dame	0 2	84 A	Purdue	2 7	134 N	Villanova	1 5
						84 A	Purdue	1 0	140 H	Indiana	2 1
						84 A	Purdue	3 2	140 H	Indiana	10 7
						96 A	Stetson	1 6	140 H	Indiana	5 0
						96 A	Stetson	4 1	143 H	Penn St.	7 1
									143 H	Penn St.	4 1
									144 N	Ill.-Chicago	5 1
									144 N	Ill.-Chicago	11 7
									158 N	La.-Monroe	1 6
									160 N	UNI	1 0
									200 N	Harvard	1 0
									216 N	Eastern Mich.	4 6
									239 N	Wright St.	1 2
									265 N	Niagara	2 1
									265 N	Niagara	8 1
									268 N	St. Bonaventure	8 0
									268 N	St. Bonaventure	12 0
LAST 10 GAMES											
49 H	Notre Dame	0 2	84 A	Purdue	2 7						
9 H	Michigan	7 8	84 A	Purdue	3 2						
9 H	Michigan	2 11	143 H	Penn St.	7 1						
9 A	Michigan	2 21	143 H	Penn St.	4 1						
84 A	Purdue	1 0	140 H	Indiana	2 1						

Non-Div. I Games:

Michigan St.

Average RPI Win:		123	WON-LOST RECORD		WINNING PCT. RANK		LAST 10 GAMES		STRENGTH OF SCHEDULE		OPP. STRENGTH OF SCHEDULE		TEAM RPI		ADJ RPI		CONF. RPI		ADJ CONF. RPI	
DIV. I ONLY			20-24-0		.45455 162		4-6-0		60		100		106		.51965 102		13		13	
DIV. I NON-CONF.			12-14-0		.46154 156		0-1-0		33		80		80		.53633 76		13		12	
TOTALS		RPI 1-25		RPI 26-50		W-L RECORDS		RPI 51-100		RPI 101-150		RPI 150+								
20-24-0		0-1-0		4-5-0		OVERALL		4-10-0		4-0-0		8-8-0								
10-5-0		0-0-0		0-1-0		HOME		1-3-0		2-0-0		7-1-0								
3-12-0		0-0-0		2-2-0		AWAY		1-4-0		0-0-0		0-6-0								
7-7-0		0-1-0		2-2-0		NEUTRAL		2-3-0		2-0-0		1-1-0								
12-14-0		0-1-0		2-4-0		NON-CONFERENCE		3-6-0		4-0-0		3-3-0								
5-2-0		0-0-0		0-1-0		HOME		1-1-0		2-0-0		2-0-0								
0-5-0		0-0-0		0-0-		AWAY		0-2-0		0-0-0		0-2-0								
7-7-0		0-1-0		2-2-0		NEUTRAL		2-3-0		2-0-0		1-1-0								
8-10-0		0-0-0		2-1-0		CONFERENCE		1-4-0		0-0-0		5-5-0								
5-3-0		0-0-0		0-0-0		HOME		0-2-0		0-0-0		5-1-0								
3-7-0		0-0-0		2-1-0		AWAY		1-2-0		0-0-0		0-4-0								
0-0-0		0-0-0		0-0-0		NEUTRAL		0-0-0		0-0-0		0-0-0								
RPI	S	Opponent		Score		RPI	S	Opponent		Score		RPI	S	Opponent		Score				
5	N	Alabama		1	10	27	H	Wisconsin		3	7	56	H	SIU Edwardsville		4	6			
						31	N	Hofstra		7	5	62	A	Creighton		5	6			
						32	N	Virginia Tech		2	4	62	A	Creighton		6	1			
						32	N	Virginia Tech		0	9	62	A	Creighton		0	5			
						41	N	South Fla.		5	4	72	A	Eastern Ill.		0	8			
						44	A	Illinois St.		6	10	81	N	UCF		2	5			
						44	A	Illinois St.		11	10	85	H	Drake		9	11			
						44	A	Illinois St.		9	3	85	H	Drake		7	9			
						46	A	FGCU		0	6	87	N	Appalachian St.		9	10			
												88	A	UT Martin		4	5			
												91	N	Fordham		4	0			
												94	H	Eastern Ky.		9	1			
												98	N	Ga. Southern		10	1			
												98	N	Ga. Southern		0	1			

Non-Div. I Games:

Southern Ill.

Average RPI Win:	212	WON-LOST	WINNING	LAST 10	STRENGTH OF	OPP. STRENGTH	TEAM	ADJ	CONF.	ADJ CONF.		
Average RPI Loss:	127	RECORD	PCT. RANK	GAMES	SCHEDULE	OF SCHEDULE	RPI	RPI	RPI	RPI		
DIV. I ONLY		26-13-0	.66667	54	9-1-0	181	239	99	.51957	103	23	23
DIV. I NON-CONF.		14-9-0	.6087	76	3-1-0	170	240	115	.51059	119	24	24
<hr/>												
TOTALS	RPI 1-25	RPI 26-50		W-L RECORDS		RPI 51-100		RPI 101-150		RPI 150+		
26-13-0	0-0-0	0-0-0		OVERALL		0-5-0		5-4-0		21-4-0		
8-4-0	0-0-0	0-0-0		HOME		0-0-0		2-2-0		6-2-0		
15-7-0	0-0-0	0-0-0		AWAY		0-3-0		2-1-0		13-2-0		
3-2-0	0-0-0	0-0-0		NEUTRAL		0-1-0		1-1-0		2-0-0		
<hr/>												
14-9-0	0-0-0	0-0-0		NON-CONFERENCE		0-5-0		3-2-0		11-2-0		
3-1-0	0-0-0	0-0-0		HOME		0-0-0		0-0-0		3-1-0		
8-6-0	0-0-0	0-0-		AWAY		0-4-0		2-1-0		6-1-0		
3-2-0	0-0-0	0-0-0		NEUTRAL		0-1-0		1-1-0		2-0-0		
<hr/>												
12-4-0	0-0-0	0-0-0		CONFERENCE		0-0-0		2-2-0		10-2-0		
5-3-0	0-0-0	0-0-0		HOME		0-0-0		2-2-0		3-1-0		
7-1-0	0-0-0	0-0-0		AWAY		0-0-0		0-0-0		7-1-0		
0-0-0	0-0-0	0-0-0		NEUTRAL		0-0-0		0-0-0		0-0-0		
<hr/>												
RPI S	Opponent	Score	RPI S	Opponent	Score	RPI S	Opponent	Score	RPI S	Opponent	Score	
						67 A	North Florida	3 4	104 N	UNC Greensboro	2 5	
						67 A	North Florida	0 2	105 H	Robert Morris	2 6	
						77 N	Longwood	4 8	105 H	Robert Morris	0 4	
						81 A	UCF	6 7	119 N	Furman	4 2	
						81 A	UCF	0 2	123 A	Penn	17 2	
									123 A	Penn	2 1	
									124 H	Central Conn. St.	5 2	
									124 H	Central Conn. St.	1 0	
									132 A	Winthrop	7 8	
									175 H	Temple	3 7	
									175 H	Temple	8 5	
									190 H	Fairleigh Dickinson	4 7	
									190 H	Fairleigh Dickinson	1 0	
									195 N	Cornell	2 1	
									201 A	George Mason	3 1	
									201 A	George Mason	6 5	
									203 H	Bryant	7 1	
									203 H	Bryant	6 5	
									217 A	Quinnipiac	3 0	
									217 A	Quinnipiac	1 8	
									237 A	Sacred Heart	6 1	
									237 A	Sacred Heart	1 0	
									241 A	Norfolk St.	11 0	
									241 A	Norfolk St.	10 0	
									246 A	Bethune-Cookman	8 2	
									246 A	Bethune-Cookman	2 4	
									251 H	La Salle	4 3	
						LAST 10 GAMES						
						257 A	Mt. St. Mary's	16 3	124 H	Central Conn. St.	5 2	
						257 A	Mt. St. Mary's	7 3	251 H	La Salle	7 0	
						175 H	Temple	3 7	251 H	La Salle	4 3	
						175 H	Temple	8 5	272 A	Wagner	9 0	
						124 H	Central Conn. St.	1 0	272 A	Wagner	6 0	

Non-Div. I Games:

Monmouth

RPI	S	Opponent	Score	
251	H	La Salle	7	0
257	A	Mt. St. Mary's	7	3
257	A	Mt. St. Mary's	16	3
272	A	Wagner	9	0
272	A	Wagner	6	0
273	N	Delaware St.	5	1
277	A	Rider	11	3

Monmouth

M
o
n
m
o
u
t
h

M
o
n
m
o
u
t
h

Average RPI Win:	186	WON-LOST RECORD	WINNING PCT. RANK	LAST 10 GAMES	STRENGTH OF SCHEDULE	OPP. STRENGTH OF SCHEDULE	TEAM RPI	ADJ RPI	CONF. RPI	ADJ CONF. RPI					
DIV. I ONLY		33-13-0	.71739	35	7-3-0	254	150	102	.5192	104	15	15			
DIV. I NON-CONF.		23-6-0	.7931	22	4-0-0	262	188	82	.53213	85	14	14			
<hr/>															
TOTALS	RPI 1-25	RPI 26-50		W-L RECORDS		RPI 51-100		RPI 101-150		RPI 150+					
33-13-0	0-0-0	0-2-0		OVERALL		5-2-0		4-4-0		24-5-0					
14-7-0	0-0-0	0-0-0		HOME		4-2-0		0-2-0		10-3-0					
11-5-0	0-0-0	0-2-0		AWAY		0-0-0		1-2-0		10-1-0					
8-1-0	0-0-0	0-0-0		NEUTRAL		1-0-0		3-0-0		4-1-0					
<hr/>															
23-6-0	0-0-0	0-2-0		NON-CONFERENCE		3-1-0		3-0-0		17-3-0					
10-3-0	0-0-0	0-0-0		HOME		2-1-0		0-0-0		8-2-0					
5-2-0	0-0-0	0-0-		AWAY		0-0-0		0-0-0		5-0-0					
8-1-0	0-0-0	0-0-0		NEUTRAL		1-0-0		3-0-0		4-1-0					
<hr/>															
10-7-0	0-0-0	0-0-0		CONFERENCE		2-1-0		1-4-0		7-2-0					
4-4-0	0-0-0	0-0-0		HOME		2-1-0		0-2-0		2-1-0					
6-3-0	0-0-0	0-0-0		AWAY		0-0-0		1-2-0		5-1-0					
0-0-0	0-0-0	0-0-0		NEUTRAL		0-0-0		0-0-0		0-0-0					
<hr/>															
RPI	S	Opponent	Score	RPI	S	Opponent	Score	RPI	S	Opponent	Score	RPI	S	Opponent	Score
				32	A	Virginia Tech	9 10	72	H	Eastern Ill.	5 1	103	N	Monmouth	5 2
				32	A	Virginia Tech	1 8	72	N	Eastern Ill.	2 0	109	N	Virginia	2 1
								86	H	Marshall	7 2	112	A	Chattanooga	9 13
								86	H	Marshall	3 4	112	A	Chattanooga	5 6
								87	H	Appalachian St.	1 6	112	A	Chattanooga	8 7
								87	H	Appalachian St.	3 1	119	H	Furman	5 10
								87	H	Appalachian St.	5 3	119	H	Furman	0 8
												147	N	Dayton	6 4
												163	H	Towson	0 1
												170	H	Charlotte	8 6
												170	H	Charlotte	4 8
												172	H	Samford	9 1
												172	H	Samford	0 5
												172	H	Samford	4 0
												197	A	Elon	5 1
												197	A	Elon	10 2
												197	A	Elon	5 8
												201	N	George Mason	5 4
												201	N	George Mason	2 1
												207	A	Western Caro.	5 1
												207	A	Western Caro.	11 1
												207	A	Western Caro.	7 3
												209	H	Liberty	8 0
												209	H	Liberty	5 4
												212	N	Belmont	1 0
												212	N	Belmont	0 1
												213	H	Drexel	9 4
<hr/>															
LAST 10 GAMES															
				112	A	Chattanooga	9 13	224	A	UNC Wilmington	9 0				
				112	A	Chattanooga	8 7	87	H	Appalachian St.	5 3				
				112	A	Chattanooga	5 6	87	H	Appalachian St.	3 1				
				279	H	N.C. Central	11 3	87	H	Appalachian St.	1 6				
				279	H	N.C. Central	10 0	209	H	Liberty	8 0				

Non-Div. I Games:

UNC Greensboro

RPI	S	Opponent	Score	
217	H	Quinnipiac	10	8
217	H	Quinnipiac	9	1
218	N	Hartford	3	1
224	A	UNC Wilmington	9	0
236	A	Charleston So.	5	4
262	A	Alabama St.	4	0
278	A	N.C. A&T	10	1
278	A	N.C. A&T	11	8
279	H	N.C. Central	11	3
279	H	N.C. Central	10	0

UNC Greensboro

U
N
C
G
r
e
e
n
s
b
o
r
o

U
N
C
G
r
e
e
n
s
b
o
r
o

Average RPI Win:	194	WON-LOST RECORD	WINNING PCT. RANK	LAST 10 GAMES	STRENGTH OF SCHEDULE	OPP. STRENGTH OF SCHEDULE	TEAM RPI	ADJ RPI	CONF. RPI	ADJ CONF. RPI							
DIV. I ONLY		24-12-1	.66216	58	6-3-1	212	215	105	.51847	105	23	23					
DIV. I NON-CONF.		14-10-1	.58	93	0-1-1	190	207	135	.50663	131	24	24					
<hr/>																	
TOTALS	RPI 1-25	RPI 26-50			W-L RECORDS		RPI 51-100		RPI 101-150		RPI 150+						
24-12-1	0-0-0	0-0-0			OVERALL		2-4-0		4-2-1		18-6-0						
7-2-1	0-0-0	0-0-0			HOME		0-0-0		2-1-1		5-1-0						
6-4-0	0-0-0	0-0-0			AWAY		0-3-0		2-0-0		4-1-0						
11-6-0	0-0-0	0-0-0			NEUTRAL		2-1-0		0-1-0		9-4-0						
<hr/>																	
14-10-1	0-0-0	0-0-0			NON-CONFERENCE		2-4-0		2-2-1		10-4-0						
2-1-1	0-0-0	0-0-0			HOME		0-0-0		2-1-1		0-0-0						
1-3-0	0-0-0	0-0-			AWAY		0-3-0		0-0-0		1-0-0						
11-6-0	0-0-0	0-0-0			NEUTRAL		2-1-0		0-1-0		9-4-0						
<hr/>																	
10-2-0	0-0-0	0-0-0			CONFERENCE		0-0-0		2-0-0		8-2-0						
5-1-0	0-0-0	0-0-0			HOME		0-0-0		0-0-0		5-1-0						
5-1-0	0-0-0	0-0-0			AWAY		0-0-0		2-0-0		3-1-0						
0-0-0	0-0-0	0-0-0			NEUTRAL		0-0-0		0-0-0		0-0-0						
<hr/>																	
RPI	S	Opponent	Score	RPI	S	Opponent	Score	RPI	S	Opponent	Score	RPI	S	Opponent	Score		
								62	N	Creighton	3	1	103	A	Monmouth	4	0
								66	N	Oklahoma St.	0	3	103	A	Monmouth	6	2
								72	N	Eastern Ill.	1	0	106	H	Kent St.	2	2
								86	A	Marshall	3	4	106	H	Kent St.	3	4
								86	A	Marshall	3	7	109	N	Virginia	0	4
								86	A	Marshall	3	11	121	H	Pittsburgh	4	0
								121	H	Pittsburgh	6	1					
								153	N	Lehigh	4	2					
								168	N	George Washington	5	1					
								170	A	Charlotte	3	2					
								173	N	Seton Hall	3	5					
								183	N	Boston U.	2	1					
								184	N	Army	0	5					
								190	A	Fairleigh Dickinson	1	0					
								190	A	Fairleigh Dickinson	2	3					
								192	H	LIU Brooklyn	3	7					
								192	H	LIU Brooklyn	1	0					
								195	N	Cornell	2	3					
205	N	Dartmouth	0	3													
207	N	Western Caro.	9	7													
220	N	Buffalo	6	0													
LAST 10 GAMES								242	A	Saint Francis (PA)	8	1					
272	H	Wagner	6	1	242	A	Saint Francis (PA)	6	4	242	A	Saint Francis (PA)	6	4			
272	H	Wagner	1	0	106	H	Kent St.	3	4	244	N	Florida A&M	4	1			
192	H	LIU Brooklyn	1	0	106	H	Kent St.	2	2	255	N	North Dakota	4	2			
192	H	LIU Brooklyn	3	7	190	A	Fairleigh Dickinson	1	0	257	H	Mt. St. Mary's	5	0			
242	A	Saint Francis (PA)	8	1	190	A	Fairleigh Dickinson	2	3	257	H	Mt. St. Mary's	2	1			

Non-Div. I Games:

Robert Morris

RPI	S	Opponent	Score	
268	N	St. Bonaventure	4	1
272	H	Wagner	1	0
272	H	Wagner	6	1
287	N	Saint Peter's	3	0

Robert Morris

R
o
b
e
r
t
M
o
r
r
i
s

R
o
b
e
r
t
M
o
r
r
i
s

Average RPI Win: 177		WON-LOST RECORD		WINNING PCT. RANK		LAST 10 GAMES		STRENGTH OF SCHEDULE		OPP. STRENGTH OF SCHEDULE		TEAM RPI		ADJ RPI		CONF. RPI		ADJ CONF. RPI					
DIV. I ONLY		21-16-1		.56579 105		6-3-1		123		194		104		.51789 106		19		18					
DIV. I NON-CONF.		10-10-1		.5 137		1-0-1		53		189		95		.52715 94		19		19					
TOTALS		RPI 1-25		RPI 26-50		W-L RECORDS		RPI 51-100		RPI 101-150		RPI 150+											
21-16-1		0-2-0		1-1-0		OVERALL		1-3-0		4-4-1		15-6-0											
5-3-0		0-0-0		0-0-0		HOME		0-0-0		0-0-0		5-3-0											
8-6-1		0-2-0		0-0-0		AWAY		0-1-0		4-2-1		4-1-0											
8-7-0		0-0-0		1-1-0		NEUTRAL		1-2-0		0-2-0		6-2-0											
10-10-1		0-2-0		1-1-0		NON-CONFERENCE		1-3-0		1-3-1		7-1-0											
0-0-0		0-0-0		0-0-0		HOME		0-0-0		0-0-0		0-0-0											
2-4-1		0-2-0		0-0-		AWAY		0-1-0		1-1-1		1-0-0											
8-6-0		0-0-0		1-1-0		NEUTRAL		1-2-0		0-2-0		6-1-0											
11-6-0		0-0-0		0-0-0		CONFERENCE		0-0-0		3-1-0		8-5-0											
5-3-0		0-0-0		0-0-0		HOME		0-0-0		0-0-0		5-3-0											
6-2-0		0-0-0		0-0-0		AWAY		0-0-0		3-1-0		3-1-0											
0-1-0		0-0-0		0-0-0		NEUTRAL		0-0-0		0-0-0		0-1-0											
RPI	S	Opponent		Score		RPI	S	Opponent		Score		RPI	S	Opponent		Score							
11	A	Louisville		2	3	35	N	Georgia		1	8	60	N	Georgia St.		3	9	105	A	Robert Morris	2	2	
11	A	Louisville		0	5	46	N	FGCU		3	1	64	A	Auburn		3	5	105	A	Robert Morris	4	3	
												72	N	Eastern Ill.		0	1	108	A	Central Mich.	0	3	
												94	N	Eastern Ky.		4	2	108	A	Central Mich.	5	4	
																		119	N	Furman		5	8
																		128	A	Bowling Green		5	1
																		128	A	Bowling Green		1	0
																		132	A	Winthrop		0	3
																		144	N	Ill.-Chicago		1	2
																		159	H	Northern Ill.		3	4
																		159	H	Northern Ill.		1	5
																		166	H	Western Mich.		2	1
																		166	H	Western Mich.		8	2
																		167	H	Ohio		2	1
																		167	H	Ohio		0	8
																		176	N	Western Ill.		4	3
																		177	N	Binghamton		0	8
																		184	N	Army		5	2
																		191	H	Akron		5	3
																		191	H	Akron		2	1
																		194	A	Radford		4	3
																		215	N	East Tenn. St.		5	4
																		216	A	Eastern Mich.		11	2
																		216	A	Eastern Mich.		4	3
																		217	N	Quinnipiac		4	1
																		220	N	Buffalo		2	3
																		253	A	Toledo		8	9
																		105	A	Robert Morris		4	3
																		105	A	Robert Morris		2	2

K
e
n
t
s
t
.

Kentst.

Kent St.

Average RPI Win:	197	WON-LOST RECORD	WINNING PCT. RANK	LAST 10 GAMES		STRENGTH OF SCHEDULE	OPP. STRENGTH OF SCHEDULE	TEAM RPI	ADJ RPI	CONF. RPI	ADJ CONF. RPI	
DIV. I ONLY		28-16-0	.63636	68	9-1-0	192	200	107	.51497	107	15	15
DIV. I NON-CONF.		17-10-0	.62963	70	6-0-0	197	260	123	.50906	124	14	14
<hr/>												
TOTALS	RPI 1-25		RPI 26-50		W-L RECORDS		RPI 51-100		RPI 101-150		RPI 150+	
28-16-0	1-4-0		0-3-0		OVERALL		1-5-0		6-0-0		20-4-0	
17-7-0	1-2-0		0-1-0		HOME		1-2-0		3-0-0		12-2-0	
10-5-0	0-0-0		0-0-0		AWAY		0-3-0		3-0-0		7-2-0	
1-4-0	0-2-0		0-2-0		NEUTRAL		0-0-0		0-0-0		1-0-0	
17-10-0	1-4-0		0-3-0		NON-CONFERENCE		0-1-0		0-0-0		16-2-0	
11-5-0	1-2-0		0-1-0		HOME		0-1-0		0-0-0		10-1-0	
5-1-0	0-0-0		0-0-		AWAY		0-0-0		0-0-0		5-1-0	
1-4-0	0-2-0		0-2-0		NEUTRAL		0-0-0		0-0-0		1-0-0	
11-6-0	0-0-0		0-0-0		CONFERENCE		1-4-0		6-0-0		4-2-0	
6-2-0	0-0-0		0-0-0		HOME		1-1-0		3-0-0		2-1-0	
5-4-0	0-0-0		0-0-0		AWAY		0-3-0		3-0-0		2-1-0	
0-0-0	0-0-0		0-0-0		NEUTRAL		0-0-0		0-0-0		0-0-0	
RPI S	Opponent	Score	RPI S	Opponent	Score	RPI S	Opponent	Score	RPI S	Opponent	Score	
6 H	Tennessee	3 1	31 N	Hofstra	2 6	73 H	Syracuse	0 11	112 H	Chattanooga	6 0	
17 N	Texas A&M	4 6	37 H	James Madison	0 6	87 A	Appalachian St.	7 10	112 H	Chattanooga	3 2	
19 N	La.-Lafayette	0 16	37 N	James Madison	0 7	87 A	Appalachian St.	7 8	112 H	Chattanooga	12 2	
25 H	Mississippi St.	1 12				87 A	Appalachian St.	5 7	119 A	Furman	3 2	
25 H	Mississippi St.	0 8				98 H	Ga. Southern	4 3	119 A	Furman	4 1	
						98 H	Ga. Southern	1 2	119 A	Furman	3 0	
									163 H	Towson	1 0	
									164 N	Georgetown	11 3	
									172 A	Samford	1 3	
									172 A	Samford	4 2	
									172 A	Samford	3 2	
									191 H	Akron	5 0	
									197 H	Elon	4 3	
									197 H	Elon	7 3	
									197 H	Elon	4 5	
									215 H	East Tenn. St.	9 10	
									236 A	Charleston So.	2 1	
									236 A	Charleston So.	4 6	
									240 H	Canisius	11 0	
									240 H	Canisius	7 0	
									245 H	Savannah St.	8 0	
									245 H	Savannah St.	8 2	
									272 H	Wagner	3 2	
									272 H	Wagner	4 1	
									279 A	N.C. Central	8 0	
									279 A	N.C. Central	8 2	
									291 A	South Carolina St.	2 0	
									291 A	South Carolina St.	8 0	
									112 H	Chattanooga	6 0	
									112 H	Chattanooga	12 2	
									112 H	Chattanooga	3 2	
									279 A	N.C. Central	8 0	
									279 A	N.C. Central	8 2	
									172 A	Samford	1 3	
									291 A	South Carolina St.	2 0	

Non-Div. I Games:

Col. of Charleston

RPI	S	Opponent	Score	
291	A	South Carolina St.	8	0
291	H	South Carolina St.	5	0
291	H	South Carolina St.	6	1

Col. of Charleston

C
o
l
.
o
f
C
h
a
r
l
e
s
t
o
n

C
o
l
.
o
f
C
h
a
r
l
e
s
t
o
n

[illegible]

Non-Div. I Games:

Central Mich.

RPI	S	Opponent	Score	
253	H	Toledo	2	3
272	N	Wagner	7	4
274	H	Detroit	13	3
274	H	Detroit	9	1

Central Mich.

C
e
n
t
r
a
l
M
i
c
h
.

C
e
n
t
r
a
l
M
i
c
h
.

Average RPI Win:	169	WON-LOST RECORD	WINNING PCT. RANK	LAST 10 GAMES	STRENGTH OF SCHEDULE	OPP. STRENGTH OF SCHEDULE	TEAM RPI	ADJ RPI	CONF. RPI	ADJ CONF. RPI		
DIV. I ONLY		18-25-0	.4186	185	2-8-0	55	64	113	.51366	109	5	5
DIV. I NON-CONF.		15-10-0	.6	79	2-0-0	36	140	49	.56458	54	5	5
<hr/>												
TOTALS	RPI 1-25	RPI 26-50		W-L RECORDS		RPI 51-100		RPI 101-150		RPI 150+		
18-25-0	0-8-0	1-8-0		OVERALL		4-3-0		2-5-0		11-1-0		
8-8-0	0-0-0	0-5-0		HOME		3-2-0		0-0-0		5-1-0		
3-12-0	0-5-0	0-3-0		AWAY		0-0-0		1-4-0		2-0-0		
7-5-0	0-3-0	1-0-0		NEUTRAL		1-1-0		1-1-0		4-0-0		
15-10-0	0-5-0	1-2-0		NON-CONFERENCE		3-1-0		2-2-0		9-0-0		
5-2-0	0-0-0	0-2-0		HOME		2-0-0		0-0-0		3-0-0		
3-3-0	0-2-0	0-0-		AWAY		0-0-0		1-1-0		2-0-0		
7-5-0	0-3-0	1-0-0		NEUTRAL		1-1-0		1-1-0		4-0-0		
3-15-0	0-3-0	0-6-0		CONFERENCE		1-2-0		0-3-0		2-1-0		
3-6-0	0-0-0	0-3-0		HOME		1-2-0		0-0-0		2-1-0		
0-9-0	0-3-0	0-3-0		AWAY		0-0-0		0-3-0		0-0-0		
0-0-0	0-0-0	0-0-0		NEUTRAL		0-0-0		0-0-0		0-0-0		
RPI S	Opponent	Score	RPI S	Opponent	Score	RPI S	Opponent	Score	RPI S	Opponent	Score	
4 N	Oregon	0 13	37 H	James Madison	2 3	58 N	North Dakota St.	1 5	104 N	UNC Greensboro	1 2	
7 A	LSU	0 4	37 H	James Madison	2 10	77 H	Longwood	8 7	105 N	Robert Morris	4 0	
7 A	LSU	2 7	38 A	North Carolina	1 5	77 H	Longwood	5 3	114 A	Maryland	5 6	
8 N	Washington	1 7	38 A	North Carolina	1 2	79 H	Georgia Tech	4 2	114 A	Maryland	6 9	
18 N	Stanford	0 4	38 A	North Carolina	1 2	79 H	Georgia Tech	2 5	114 A	Maryland	5 6	
23 A	Florida St.	0 2	40 H	North Carolina St.	1 10	79 H	Georgia Tech	3 7	116 A	Campbell	0 8	
23 A	Florida St.	2 10	40 H	North Carolina St.	0 2	97 N	Colorado St.	7 1	132 A	Winthrop	5 0	
23 A	Florida St.	2 3	40 H	North Carolina St.	0 10				168 H	George Washington	2 1	
			45 N	San Diego St.	5 2				171 N	Nicholls St.	4 3	
									181 N	Memphis	2 0	
									201 A	George Mason	15 3	
									201 A	George Mason	8 0	
									211 H	Boston College	2 3	
									211 H	Boston College	4 1	
									211 H	Boston College	3 2	
									268 N	St. Bonaventure	15 5	
									269 N	Rhode Island	4 2	
									273 H	Delaware St.	10 1	
									273 H	Delaware St.	9 1	
LAST 10 GAMES												
40 H	North Carolina St.	0 2	23 A	Florida St.	2 10							
40 H	North Carolina St.	1 10	273 H	Delaware St.	9 1							
40 H	North Carolina St.	0 10	273 H	Delaware St.	10 1							
23 A	Florida St.	0 2	38 A	North Carolina	1 2							
23 A	Florida St.	2 3	38 A	North Carolina	1 5							

Non-Div. I Games:

Virginia

[illegible]

Non-Div. I Games:

Fresno St.

RPI	S	Opponent	Score	
238	H	UTEP	10	2
264	A	Santa Clara	5	1

Fresno St.

F
r
e
s
n
o
s
t
.

F
r
e
s
n
o
s
t
.

Average RPI Win: 174		WON-LOST	WINNING	LAST 10	STRENGTH OF		OPP. STRENGTH	TEAM	ADJ		CONF.	ADJ CONF.			
Average RPI Loss: 103		RECORD	PCT. RANK	GAMES	SCHEDULE		OF SCHEDULE	RPI	RPI		RPI	RPI			
DIV. I ONLY		25-19-0	.56818	102	5-5-0		165	123	115		.51325	111			
DIV. I NON-CONF.		19-11-0	.63333	68	3-1-0		241	166	129		.50752	129			
TOTALS		RPI 1-25	RPI 26-50		W-L RECORDS		RPI 51-100		RPI 101-150		RPI 150+				
25-19-0		0-0-0	2-6-0		OVERALL		1-5-0		4-4-0		18-4-0				
9-3-0		0-0-0	0-0-0		HOME		0-0-0		2-1-0		7-2-0				
5-10-0		0-0-0	2-4-0		AWAY		0-1-0		1-1-0		2-1-0				
11-6-0		0-0-0	0-0-0		NEUTRAL		1-4-0		1-1-0		9-1-0				
19-11-0		0-0-0	1-1-0		NON-CONFERENCE		1-5-0		1-2-0		16-3-0				
5-1-0		0-0-0	0-0-0		HOME		0-0-0		0-0-0		5-1-0				
3-4-0		0-0-0	1-0-		AWAY		0-1-0		0-1-0		2-1-0				
11-6-0		0-0-0	0-0-0		NEUTRAL		1-4-0		1-1-0		9-1-0				
6-8-0		0-0-0	1-5-0		CONFERENCE		0-0-0		3-2-0		2-1-0				
4-2-0		0-0-0	0-0-0		HOME		0-0-0		2-1-0		2-1-0				
2-6-0		0-0-0	1-5-0		AWAY		0-0-0		1-1-0		0-0-0				
0-0-0		0-0-0	0-0-0		NEUTRAL		0-0-0		0-0-0		0-0-0				
RPI	S	Opponent	Score	RPI	S	Opponent	Score	RPI	S	Opponent	Score	RPI	S	Opponent	Score
				31	A	Hofstra	5 6	66	N	Oklahoma St.	1 2	120	H	Connecticut	6 0
				31	A	Hofstra	1 0	89	N	Nevada	1 2	120	H	Connecticut	0 4
				41	A	South Fla.	3 4	89	N	Nevada	0 12	120	H	Connecticut	10 2
				41	A	South Fla.	3 11	99	N	Iowa St.	2 3	134	A	Villanova	8 2
				41	A	South Fla.	3 2	99	N	Iowa St.	4 2	134	A	Villanova	0 3
				49	A	Notre Dame	6 8	100	A	Cal Poly	2 3	138	N	Boise St.	1 3
				49	A	Notre Dame	1 5					138	N	Boise St.	9 2
				49	A	Notre Dame	2 11					150	A	UTSA	1 11
												157	H	Stony Brook	1 3
												157	H	Stony Brook	7 1
												159	N	Northern Ill.	8 0
												164	H	Georgetown	3 1
												164	H	Georgetown	11 12
												164	H	Georgetown	7 4
												165	H	Princeton	4 0
												183	N	Boston U.	4 3
												185	N	Sacramento St.	1 4
												189	N	Missouri St.	3 0
												195	N	Cornell	9 1
												201	A	George Mason	8 3
												201	A	George Mason	7 2
												201	A	George Mason	0 3
												205	N	Dartmouth	6 5
												211	N	Boston College	15 6
												218	H	Hartford	7 0
												218	H	Hartford	5 0
												244	N	Florida A&M	8 0
LAST 10 GAMES				260	H	Iona	9 5	49	A	Notre Dame	2 11	205	N	Dartmouth	6 5
				157	H	Stony Brook	1 3	165	H	Princeton	4 0	211	N	Boston College	15 6
				157	H	Stony Brook	7 1	134	A	Villanova	8 2	218	H	Hartford	7 0
				49	A	Notre Dame	6 8	134	A	Villanova	0 3	218	H	Hartford	5 0
				49	A	Notre Dame	1 5	164	H	Georgetown	3 1	244	N	Florida A&M	8 0

Non-Div. I Games:

Rutgers

RPI	S	Opponent	Score	
260	H	Iona	9	5
266	N	Maine	2	0
277	N	Rider	10	0

Rutgers

R
u
t
g
e
r
s

R
u
t
g
e
r
s

Average RPI Win:	159	WON-LOST RECORD	WINNING PCT. RANK	LAST 10 GAMES	STRENGTH OF SCHEDULE	OPP. STRENGTH OF SCHEDULE	TEAM RPI	ADJ RPI	CONF. RPI	ADJ CONF. RPI		
DIV. I ONLY		26-21-0	.55319	116	5-5-0	150	147	116	.51315	112	15	15
DIV. I NON-CONF.		16-13-0	.55172	111	1-0-0	215	146	148	.49543	145	14	14
<hr/>												
TOTALS	RPI 1-25	RPI 26-50		W-L RECORDS		RPI 51-100		RPI 101-150		RPI 150+		
26-21-0	0-0-0	0-1-0		OVERALL		7-8-0		4-8-0		15-4-0		
10-6-0	0-0-0	0-0-0		HOME		6-3-0		3-1-0		1-2-0		
7-6-0	0-0-0	0-0-0		AWAY		1-0-0		1-5-0		5-1-0		
9-9-0	0-0-0	0-1-0		NEUTRAL		0-5-0		0-2-0		9-1-0		
16-13-0	0-0-0	0-1-0		NON-CONFERENCE		3-6-0		1-2-0		12-4-0		
4-3-0	0-0-0	0-0-0		HOME		2-1-0		1-0-0		1-2-0		
3-1-0	0-0-0	0-0-		AWAY		1-0-0		0-0-0		2-1-0		
9-9-0	0-0-0	0-1-0		NEUTRAL		0-5-0		0-2-0		9-1-0		
10-8-0	0-0-0	0-0-0		CONFERENCE		4-2-0		3-6-0		3-0-0		
6-3-0	0-0-0	0-0-0		HOME		4-2-0		2-1-0		0-0-0		
4-5-0	0-0-0	0-0-0		AWAY		0-0-0		1-5-0		3-0-0		
0-0-0	0-0-0	0-0-0		NEUTRAL		0-0-0		0-0-0		0-0-0		
RPI	S	Opponent	Score	RPI	S	Opponent	Score	RPI	S	Opponent	Score	
				32	N	Virginia Tech	5 7	51	H	Lipscomb	1 0	
								60	H	Georgia St.	1 3	
								63	N	Kansas	1 6	
								64	A	Auburn	6 4	
								68	N	Central Ark.	0 8	
								87	H	Appalachian St.	8 3	
								87	H	Appalachian St.	5 3	
								87	H	Appalachian St.	1 5	
								91	N	Fordham	1 9	
								91	N	Fordham	5 6	
								91	N	Fordham	1 2	
								94	H	Eastern Ky.	4 3	
								98	H	Ga. Southern	1 7	
								98	H	Ga. Southern	6 5	
								98	H	Ga. Southern	3 0	
										</		

Non-Div. I Games:

Chattanooga

RPI	S	Opponent	Score	
231	N	Tennessee St.	9	1
235	N	Indiana St.	9	2
253	N	Toledo	9	0
272	N	Wagner	9	2

Chattanooga

C
h
a
t
t
a
n
o
o
g
a

C
h
a
t
t
a
n
o
o
g
a

Average RPI Win:	183	WON-LOST	WINNING	LAST 10	STRENGTH OF	OPP. STRENGTH	TEAM	ADJ	CONF.	ADJ CONF.		
Average RPI Loss:	118	RECORD	PCT. RANK	GAMES	SCHEDULE	OF SCHEDULE	RPI	RPI	RPI	RPI		
DIV. I ONLY		27-17-0	.61364	78	5-5-0	213	159	123	.5131	113	21	21
DIV. I NON-CONF.		18-10-0	.64286	65	1-1-0	191	160	98	.52786	91	18	17
<hr/>												
TOTALS	RPI 1-25	RPI 26-50		W-L RECORDS		RPI 51-100		RPI 101-150		RPI 150+		
27-17-0	0-3-0	1-2-0		OVERALL		4-1-0		5-5-0		17-6-0		
6-5-0	0-0-0	0-0-0		HOME		0-1-0		2-2-0		4-2-0		
9-7-0	0-0-0	1-2-0		AWAY		1-0-0		2-3-0		5-2-0		
12-5-0	0-3-0	0-0-0		NEUTRAL		3-0-0		1-0-0		8-2-0		
18-10-0	0-3-0	1-2-0		NON-CONFERENCE		4-1-0		1-1-0		12-3-0		
1-2-0	0-0-0	0-0-0		HOME		0-1-0		0-0-0		1-1-0		
5-3-0	0-0-0	1-0-		AWAY		1-0-0		0-1-0		3-0-0		
12-5-0	0-3-0	0-0-0		NEUTRAL		3-0-0		1-0-0		8-2-0		
9-7-0	0-0-0	0-0-0		CONFERENCE		0-0-0		4-4-0		5-3-0		
5-3-0	0-0-0	0-0-0		HOME		0-0-0		2-2-0		3-1-0		
4-4-0	0-0-0	0-0-0		AWAY		0-0-0		2-2-0		2-2-0		
0-0-0	0-0-0	0-0-0		NEUTRAL		0-0-0		0-0-0		0-0-0		
RPI	S	Opponent	Score	RPI	S	Opponent	Score	RPI	S	Opponent	Score	
4	N	Oregon	1 9	29	A	Arkansas	0 3	59	N	San Jose St.	4 1	
12	N	California	4 12	29	A	Arkansas	3 1	61	A	Utah	4 1	
20	N	Hawaii	1 3	29	A	Arkansas	0 5	61	H	Utah	2 4	
								66	N	Oklahoma St.	3 1	
								89	N	Nevada	11 1	

Non-Div. I Games:

Utah Valley

RPI	S	Opponent	Score	
255	N	North Dakota	4	3
267	A	Weber St.	8	6
267	A	Weber St.	8	0
272	N	Wagner	4	2
277	N	Rider	5	4
287	N	Saint Peter's	12	3

Utah Valley

Average RPI Win: 174		WON-LOST	WINNING	LAST 10	STRENGTH OF		OPP. STRENGTH	TEAM	ADJ		CONF.	ADJ CONF.			
Average RPI Loss: 75		RECORD	PCT. RANK	GAMES	SCHEDULE		OF SCHEDULE	RPI	RPI		RPI	RPI			
DIV. I ONLY		25-23-0	.52083	133	6-4-0		124	90	110		.51225	114			
DIV. I NON-CONF.		16-17-0	.48485	147	1-1-0		122	176	140		.49946	140			
TOTALS		RPI 1-25	RPI 26-50		W-L RECORDS		RPI 51-100		RPI 101-150		RPI 150+				
25-23-0		1-9-0	1-5-0		OVERALL		3-3-0		3-0-0		17-6-0				
14-7-0		1-3-0	0-0-0		HOME		0-1-0		3-0-0		10-3-0				
4-4-0		0-0-0	1-2-0		AWAY		2-1-0		0-0-0		1-1-0				
7-12-0		0-6-0	0-3-0		NEUTRAL		1-1-0		0-0-0		6-2-0				
16-17-0		0-7-0	0-3-0		NON-CONFERENCE		1-2-0		0-0-0		15-5-0				
8-4-0		0-1-0	0-0-0		HOME		0-1-0		0-0-0		8-2-0				
1-1-0		0-0-0	0-0-		AWAY		0-0-0		0-0-0		1-1-0				
7-12-0		0-6-0	0-3-0		NEUTRAL		1-1-0		0-0-0		6-2-0				
9-6-0		1-2-0	1-2-0		CONFERENCE		2-1-0		3-0-0		2-1-0				
6-3-0		1-2-0	0-0-0		HOME		0-0-0		3-0-0		2-1-0				
3-3-0		0-0-0	1-2-0		AWAY		2-1-0		0-0-0		0-0-0				
0-0-0		0-0-0	0-0-0		NEUTRAL		0-0-0		0-0-0		0-0-0				
RPI S	Opponent	Score		RPI S	Opponent	Score		RPI S	Opponent	Score		RPI S	Opponent	Score	
9 N	Michigan	2	10	31 N	Hofstra	3	11	54 H	Ohio St.	9	10	109 H	Virginia	6	5
10 N	Nebraska	1	8	36 N	Oregon St.	0	8	66 N	Oklahoma St.	0	1	109 H	Virginia	6	5
12 N	California	2	3	40 A	North Carolina St.	1	7	79 A	Georgia Tech	14	5	109 H	Virginia	9	6
15 N	Missouri	1	13	40 A	North Carolina St.	0	4	79 A	Georgia Tech	4	5	162 N	Massachusetts	16	8
21 N	UCLA	3	4	40 A	North Carolina St.	2	1	79 A	Georgia Tech	8	6	173 H	Seton Hall	2	6
22 H	Iowa	4	9	49 N	Notre Dame	3	5	91 N	Fordham	10	2	175 N	Temple	6	1
23 H	Florida St.	1	13									177 H	Binghamton	10	9
23 H	Florida St.	5	4									183 N	Boston U.	3	2
23 H	Florida St.	9	14									187 N	Fairfield	8	9
25 N	Mississippi St.	3	4									192 N	LIU Brooklyn	18	1
												192 N	LIU Brooklyn	5	3
												193 N	Valparaiso	4	0
												194 H	Radford	3	4
												201 A	George Mason	3	8
												201 A	George Mason	4	3
												205 N	Dartmouth	0	4
												206 H	St. John's (NY)	3	2
												211 H	Boston College	6	8
												211 H	Boston College	6	0
												211 H	Boston College	10	1
												227 H	Hampton	13	5
												227 H	Hampton	14	6
				LAST 10 GAMES								282 H	Coppin St.	9	0
				211 H	Boston College	10	1	79 A	Georgia Tech	4	5	282 H	Coppin St.	7	3
				211 H	Boston College	6	0	201 A	George Mason	4	3	290 H	Howard	13	0
				211 H	Boston College	6	8	201 A	George Mason	3	8	290 H	Howard	20	0
				79 A	Georgia Tech	14	5	40 A	North Carolina St.	1	7				
				79 A	Georgia Tech	8	6	40 A	North Carolina St.	2	1				

Non-Div. I Games:

Maryland

[illegible]

Non-Div. I Games:

East Carolina

[illegible]

Non-Div. I Games:

Campbell

RPI	S	Opponent	Score	
232	H	Gardner-Webb	11	3
232	H	Gardner-Webb	6	5
236	H	Charleston So.	12	4
236	H	Charleston So.	4	5
236	H	Charleston So.	8	5
241	H	Norfolk St.	6	2
248	N	Youngstown St.	9	7
268	H	St. Bonaventure	9	0
279	H	N.C. Central	14	2
279	H	N.C. Central	7	1

Campbell

C
a
m
p
b
e
l
l

C
a
m
p
b
e
l
l

Average RPI Win: 120		WON-LOST RECORD		WINNING PCT. RANK		LAST 10 GAMES		STRENGTH OF SCHEDULE		OPP. STRENGTH OF SCHEDULE		TEAM RPI		ADJ RPI		CONF. RPI		ADJ CONF. RPI					
DIV. I ONLY		18-25-0		.4186 185		4-6-0		72		65		128		.51172 117		11		11					
DIV. I NON-CONF.		14-20-0		.41176 191		0-2-0		56		55		120		.5176 112		10		10					
TOTALS		RPI 1-25		RPI 26-50		W-L RECORDS		RPI 51-100		RPI 101-150		RPI 150+											
18-25-0		2-4-0		1-3-0		OVERALL		3-11-0		8-3-0		4-4-0											
13-11-0		2-1-0		0-3-0		HOME		3-4-0		7-2-0		1-1-0											
0-5-0		0-0-0		0-0-0		AWAY		0-5-0		0-0-0		0-0-0											
5-9-0		0-3-0		1-0-0		NEUTRAL		0-2-0		1-1-0		3-3-0											
14-20-0		2-4-0		1-3-0		NON-CONFERENCE		3-8-0		4-1-0		4-4-0											
9-9-0		2-1-0		0-3-0		HOME		3-4-0		3-0-0		1-1-0											
0-2-0		0-0-0		0-0-		AWAY		0-2-0		0-0-0		0-0-0											
5-9-0		0-3-0		1-0-0		NEUTRAL		0-2-0		1-1-0		3-3-0											
4-5-0		0-0-0		0-0-0		CONFERENCE		0-3-0		4-2-0		0-0-0											
4-2-0		0-0-0		0-0-0		HOME		0-0-0		4-2-0		0-0-0											
0-3-0		0-0-0		0-0-0		AWAY		0-3-0		0-0-0		0-0-0											
0-0-0		0-0-0		0-0-0		NEUTRAL		0-0-0		0-0-0		0-0-0											
RPI	S	Opponent		Score		RPI	S	Opponent		Score		RPI	S	Opponent		Score							
4	N	Oregon		2	4	32	N	Virginia Tech		3	1	52	A	Cal St. Fullerton		4	5	110	H	Fresno St.	4	6	
7	N	LSU		1	6	34	H	Minnesota		0	4	52	A	Cal St. Fullerton		0	3	110	H	Fresno St.	8	2	
11	H	Louisville		10	1	43	H	DePaul		1	2	55	H	Texas Tech		5	3	110	H	Fresno St.	4	1	
21	N	UCLA		3	4	43	H	DePaul		0	9	55	H	Texas Tech		6	10	113	H	Utah Valley	9	5	
24	H	Tulsa		10	6							58	N	North Dakota St.		0	1	129	H	New Mexico	0	10	
24	H	Tulsa		1	13							59	H	San Jose St.		2	1	129	H	New Mexico	1	0	
												61	H	Utah		6	14	129	H	New Mexico	8	0	
												71	N	Long Beach St.		2	7	135	N	BYU	3	5	
												81	H	UCF		12	10	142	H	Cal St. Northridge	4	2	
												82	H	New Mexico St.		0	8	148	N	Texas-Arlington	2	0	
												82	H	New Mexico St.		3	5	149	H	Portland St.	5	2	
												97	A	Colorado St.		7	15	156	N	Loyola Marymount	1	4	
												97	A	Colorado St.		0	2	162	N	Massachusetts	5	0	
												97	A	Colorado St.		10	18	167	H	Ohio	3	11	
																		203	N	Bryant	1	2	
																		220	N	Buffalo	8	3	
																		221	N	Marist	1	0	
																		267	H	Weber St.	6	0	
																		267	N	Weber St.	3	7	

Bradley

Bradley

Average RPI Win: 151		WON-LOST	WINNING	LAST 10	STRENGTH OF		OPP. STRENGTH	TEAM	ADJ		CONF.	ADJ CONF.
Average RPI Loss: 108		RECORD	PCT. RANK	GAMES	SCHEDULE		OF SCHEDULE	RPI	RPI		RPI	RPI
DIV. I ONLY		22-24-0	.47826	149	76		161	119	.51076		119	15
DIV. I NON-CONF.		15-14-0	.51724	133	90		164	108	.51769		111	14
TOTALS		RPI 1-25	RPI 26-50		W-L RECORDS		RPI 51-100		RPI 101-150		RPI 150+	
22-24-0		0-0-0	1-3-0		OVERALL		4-10-0		5-6-0		12-5-0	
7-13-0		0-0-0	1-1-0		HOME		1-4-0		2-4-0		3-4-0	
10-9-0		0-0-0	0-2-0		AWAY		3-6-0		2-0-0		5-1-0	
5-2-0		0-0-0	0-0-0		NEUTRAL		0-0-0		1-2-0		4-0-0	
15-14-0		0-0-0	1-3-0		NON-CONFERENCE		2-6-0		1-2-0		11-3-0	
4-7-0		0-0-0	1-1-0		HOME		1-4-0		0-0-0		2-2-0	
6-5-0		0-0-0	0-0-		AWAY		1-2-0		0-0-0		5-1-0	
5-2-0		0-0-0	0-0-0		NEUTRAL		0-0-0		1-2-0		4-0-0	
7-10-0		0-0-0	0-0-0		CONFERENCE		2-4-0		4-4-0		1-2-0	
3-6-0		0-0-0	0-0-0		HOME		0-0-0		2-4-0		1-2-0	
4-4-0		0-0-0	0-0-0		AWAY		2-4-0		2-0-0		0-0-0	
0-0-0		0-0-0	0-0-0		NEUTRAL		0-0-0		0-0-0		0-0-0	
RPI S	Opponent	Score	RPI S	Opponent	Score	RPI S	Opponent	Score	RPI S	Opponent	Score	
			39 A	USC Upstate	0 5	53 H	Kennesaw St.	0 1	103 N	Monmouth	2 4	
			39 A	USC Upstate	6 8	53 H	Kennesaw St.	3 4	104 A	UNC Greensboro	8 0	
			48 H	South Carolina	5 6	60 A	Georgia St.	1 3	104 A	UNC Greensboro	10 5	
			48 H	South Carolina	8 6	60 A	Georgia St.	6 2	106 N	Kent St.	8 5	
						63 H	Kansas	2 0	107 H	Col. of Charleston	2 3	
						63 H	Kansas	1 11	107 H	Col. of Charleston	1 4	
						63 H	Kansas	0 4	107 H	Col. of Charleston	0 3	
						64 A	Auburn	1 9	112 H	Chattanooga	9 1	
						87 A	Appalachian St.	2 3	112 H	Chattanooga	1 6	
						87 A	Appalachian St.	4 5	112 H	Chattanooga	4 0	
						87 A	Appalachian St.	3 5	147 N	Dayton	3 4	
						98 A	Ga. Southern	0 6	163 H	Towson	8 2	
						98 A	Ga. Southern	5 4	163 H	Towson	8 4	
						98 A	Ga. Southern	3 2	170 A	Charlotte	3 0	
									170 A	Charlotte	2 0	
									184 N	Army	4 2	
									198 N	Austin Peay	3 1	
									207 H	Western Caro.	0 1	
									207 H	Western Caro.	4 5	
									207 H	Western Caro.	3 0	
									214 A	Presbyterian	2 3	
									214 A	Presbyterian	7 5	
									215 H	East Tenn. St.	2 3	
									215 H	East Tenn. St.	3 6	
									218 N	Hartford	4 0	
									232 A	Gardner-Webb	6 3	
									232 A	Gardner-Webb	3 2	
LAST 10 GAMES			87 A	Appalachian St.	3 5	63 H	Kansas	1 11	215 H	East Tenn. St.	2 3	
			87 A	Appalachian St.	2 3	63 H	Kansas	0 4	215 H	East Tenn. St.	3 6	
			87 A	Appalachian St.	4 5	63 H	Kansas	2 0	218 N	Hartford	4 0	
			215 H	East Tenn. St.	3 6	170 A	Charlotte	2 0	232 A	Gardner-Webb	6 3	
			215 H	East Tenn. St.	2 3	170 A	Charlotte	3 0	232 A	Gardner-Webb	3 2	

Non-Div. I Games:

Furman

RPI	S	Opponent	Score	
269	N	Rhode Island	4	0

Furman

F
u
r
m
a
n

F
u
r
m
a
n

Average RPI Win: 173		WON-LOST	WINNING	LAST 10	STRENGTH OF		OPP. STRENGTH	TEAM	ADJ	CONF.	ADJ CONF.
Average RPI Loss: 111		RECORD	PCT. RANK	GAMES	SCHEDULE		OF SCHEDULE	RPI	RPI	RPI	RPI
DIV. I ONLY		22-20-0	.52381	129	6-4-0		105	164	111	.51074	120
DIV. I NON-CONF.		15-11-0	.57692	94	3-1-0		85	217	86	.52701	95
TOTALS		RPI 1-25	RPI 26-50		W-L RECORDS		RPI 51-100		RPI 101-150		RPI 150+
22-20-0		0-3-0	0-2-0		OVERALL		1-3-0		6-3-0		15-9-0
6-5-0		0-0-0	0-0-0		HOME		0-0-0		0-0-0		6-5-0
8-10-0		0-3-0	0-2-0		AWAY		1-1-0		2-2-0		5-2-0
8-5-0		0-0-0	0-0-0		NEUTRAL		0-2-0		4-1-0		4-2-0
15-11-0		0-0-0	0-2-0		NON-CONFERENCE		1-3-0		4-1-0		10-5-0
1-2-0		0-0-0	0-0-0		HOME		0-0-0		0-0-0		1-2-0
7-5-0		0-0-0	0-0-		AWAY		1-1-0		1-0-0		5-2-0
7-4-0		0-0-0	0-0-0		NEUTRAL		0-2-0		3-1-0		4-1-0
7-9-0		0-3-0	0-0-0		CONFERENCE		0-0-0		2-2-0		5-4-0
5-3-0		0-0-0	0-0-0		HOME		0-0-0		0-0-0		5-3-0
1-5-0		0-3-0	0-0-0		AWAY		0-0-0		1-2-0		0-0-0
1-1-0		0-0-0	0-0-0		NEUTRAL		0-0-0		1-0-0		0-1-0
RPI S	Opponent	Score	RPI S	Opponent	Score	RPI S	Opponent	Score	RPI S	Opponent	Score
11 A	Louisville	0 8	31 A	Hofstra	0 18	65 N	Ole Miss	3 7	111 A	Rutgers	0 6
11 A	Louisville	1 4	31 A	Hofstra	5 6	67 N	North Florida	0 1	111 A	Rutgers	4 0
11 A	Louisville	2 3				75 A	FIU	2 3	111 A	Rutgers	2 10
						81 A	UCF	4 3	123 N	Penn	5 1
									123 N	Penn	2 7
									124 N	Central Conn. St.	8 6
									124 N	Central Conn. St.	10 2
									133 A	Fla. Atlantic	3 2
									134 N	Villanova	2 1
									159 N	Northern Ill.	1 0
									161 H	Providence	11 3
									161 H	Providence	0 4
									161 H	Providence	2 3
									161 N	Providence	1 2
									162 A	Massachusetts	6 7
									163 N	Towson	6 2
									164 H	Georgetown	3 7
									164 H	Georgetown	4 3
									177 N	Binghamton	6 5
									177 N	Binghamton	1 5
									183 A	Boston U.	11 8
									187 A	Fairfield	0 5
									187 H	Fairfield	3 4
									203 H	Bryant	5 2
									206 H	St. John's (NY)	4 3
									206 H	St. John's (NY)	6 5
									206 H	St. John's (NY)	7 2
LAST 10 GAMES			206 H	St. John's (NY)	7 2	162 A	Massachusetts	6 7			
			206 H	St. John's (NY)	6 5	11 A	Louisville	1 4			
			206 H	St. John's (NY)	4 3	11 A	Louisville	2 3			
			203 H	Bryant	5 2	11 A	Louisville	0 8			
			269 A	Rhode Island	11 2	218 A	Hartford	3 0			

Non-Div. I Games:

Connecticut

Connecticut




Average RPI Win: 158		WON-LOST	WINNING	LAST 10	STRENGTH OF		OPP. STRENGTH	TEAM	ADJ		CONF.	ADJ CONF.
Average RPI Loss: 74		RECORD	PCT. RANK	GAMES	SCHEDULE		OF SCHEDULE	RPI	RPI		RPI	RPI
DIV. I ONLY		16-27-0	.37209	215	2-8-0		38	95	122		.51049	121
DIV. I NON-CONF.		11-15-0	.42308	183	0-1-0		43	104	110		.51741	113
TOTALS		RPI 1-25	RPI 26-50		W-L RECORDS		RPI 51-100		RPI 101-150		RPI 150+	
16-27-0		0-7-0	3-9-0		OVERALL		1-2-0		1-6-0		11-3-0	
2-8-0		0-0-0	0-6-0		HOME		0-0-0		0-1-0		2-1-0	
5-11-0		0-6-0	2-2-0		AWAY		0-0-0		0-2-0		3-1-0	
9-8-0		0-1-0	1-1-0		NEUTRAL		1-2-0		1-3-0		6-1-0	
11-15-0		0-5-0	2-1-0		NON-CONFERENCE		1-2-0		1-6-0		7-1-0	
0-1-0		0-0-0	0-0-0		HOME		0-0-0		0-1-0		0-0-0	
2-6-0		0-4-0	1-0-		AWAY		0-0-0		0-2-0		1-0-0	
9-8-0		0-1-0	1-1-0		NEUTRAL		1-2-0		1-3-0		6-1-0	
5-12-0		0-2-0	1-8-0		CONFERENCE		0-0-0		0-0-0		4-2-0	
2-7-0		0-0-0	0-6-0		HOME		0-0-0		0-0-0		2-1-0	
3-5-0		0-2-0	1-2-0		AWAY		0-0-0		0-0-0		2-1-0	
0-0-0		0-0-0	0-0-0		NEUTRAL		0-0-0		0-0-0		0-0-0	
RPI S	Opponent	Score	RPI S	Opponent	Score	RPI S	Opponent	Score	RPI S	Opponent	Score	
11 A	Louisville	0 15	30 A	Western Ky.	6 4	54 N	Ohio St.	0 4	105 A	Robert Morris	0 4	
11 A	Louisville	5 8	37 N	James Madison	3 2	54 N	Ohio St.	0 9	105 A	Robert Morris	1 6	
13 A	Arizona St.	2 8	38 N	North Carolina	2 4	91 N	Fordham	13 0	126 N	UC Davis	0 2	
13 A	Arizona St.	0 10	41 H	South Fla.	1 7				137 N	Stephen F. Austin	0 8	
17 A	Texas A&M	3 7	41 H	South Fla.	0 10				137 N	Stephen F. Austin	1 0	
17 A	Texas A&M	5 9	41 H	South Fla.	0 5				143 H	Penn St.	7 11	
19 N	La.-Lafayette	0 8	43 A	DePaul	2 0				147 N	Dayton	5 6	
			43 A	DePaul	2 7				166 N	Western Mich.	4 3	
			43 A	DePaul	1 4				173 A	Seton Hall	1 0	
			49 H	Notre Dame	2 10				173 A	Seton Hall	8 7	
			49 H	Notre Dame	1 7				173 A	Seton Hall	3 4	
			49 H	Notre Dame	0 7				187 N	Fairfield	5 3	
									192 N	LIU Brooklyn	13 5	
									193 N	Valparaiso	7 5	
									201 A	George Mason	7 0	
									206 H	St. John's (NY)	3 5	
									206 H	St. John's (NY)	6 3	
									206 H	St. John's (NY)	3 2	
									240 N	Canisius	9 2	
									240 N	Canisius	5 10	
									252 N	South Dakota St.	7 3	
LAST 10 GAMES												
			49 H	Notre Dame	0 7		173 A	Seton Hall	8 7			
			49 H	Notre Dame	1 7		173 A	Seton Hall	3 4			
			49 H	Notre Dame	2 10		173 A	Seton Hall	1 0			
			11 A	Louisville	0 15		143 H	Penn St.	7 11			
			11 A	Louisville	5 8		41 H	South Fla.	0 5			

Non-Div. I Games:

Pittsburgh

Average RPI Win:		177	WON-LOST RECORD		WINNING PCT. RANK		LAST 10 GAMES		STRENGTH OF SCHEDULE		OPP. STRENGTH OF SCHEDULE		TEAM RPI		ADJ RPI		CONF. RPI		ADJ CONF. RPI					
DIV. I ONLY			26-19-0		.57778		98		5-5-0		182		84		109		.51032		122		9		7	
DIV. I NON-CONF.			19-11-0		.63333		68		0-1-0		196		145		102		.51789		110		9		7	
TOTALS		RPI 1-25		RPI 26-50		W-L RECORDS		RPI 51-100		RPI 101-150		RPI 150+												
26-19-0		0-5-0		0-2-0		OVERALL		6-9-0		4-2-0		16-1-0												
9-5-0		0-2-0		0-0-0		HOME		1-2-0		3-1-0		5-0-0												
9-9-0		0-0-0		0-2-0		AWAY		4-5-0		0-1-0		5-1-0												
8-5-0		0-3-0		0-0-0		NEUTRAL		1-2-0		1-0-0		6-0-0												
19-11-0		0-5-0		0-2-0		NON-CONFERENCE		1-2-0		2-1-0		16-1-0												
6-2-0		0-2-0		0-0-0		HOME		0-0-0		1-0-0		5-0-0												
5-4-0		0-0-0		0-0-		AWAY		0-0-0		0-1-0		5-1-0												
8-5-0		0-3-0		0-0-0		NEUTRAL		1-2-0		1-0-0		6-0-0												
7-8-0		0-0-0		0-0-0		CONFERENCE		5-7-0		2-1-0		0-0-0												
3-3-0		0-0-0		0-0-0		HOME		1-2-0		2-1-0		0-0-0												
4-5-0		0-0-0		0-0-0		AWAY		4-5-0		0-0-0		0-0-0												
0-0-0		0-0-0		0-0-0		NEUTRAL		0-0-0		0-0-0		0-0-0												
RPI	S	Opponent		Score		RPI	S	Opponent		Score		RPI	S	Opponent		Score		RPI	S	Opponent		Score		
1	N	Oklahoma		2	5	28	A	Arizona		0	9	52	H	Cal St. Fullerton		8	6	110	H	Fresno St.		5	2	
6	N	Tennessee		0	5	28	A	Arizona		2	12	52	H	Cal St. Fullerton		3	6	126	H	UC Davis		0	8	
15	H	Missouri		1	12							52	H	Cal St. Fullerton		0	3	126	H	UC Davis		1	0	
15	H	Missouri		3	11							58	N	North Dakota St.		1	7	126	H	UC Davis		1	0	
16	N	South Ala.		0	3							71	A	Long Beach St.		2	5	135	N	BYU		12	10	
												71	A	Long Beach St.		2	1	146	A	St. Mary's (CA)		0	2	
												71	A	Long Beach St.		0	6	158	A	La.-Monroe		6	1	
												74	A	Pacific		5	3	174	N	Wichita St.		7	1	
												74	A	Pacific		2	3	178	A	San Diego		5	4	
												74	A	Pacific		5	6	178	H	San Diego		3	2	
												80	N	Northwestern St.		5	0	202	H	Seattle		3	2	
												89	N	Nevada		1	7	202	H	Seattle		6	4	
												100	A	Cal Poly		3	1	202	H	Seattle		4	0	
												100	A	Cal Poly		1	3	236	N	Charleston So.		12	0	
												100	A	Cal Poly		1	0	243	N	Mississippi Val.		6	3	
																		252	A	South Dakota St.		8	3	
																		252	H	South Dakota St.		5	4	
																		264	A	Santa Clara		1	0	
																		264	A	Santa Clara		0	1	
																		264	A	Santa Clara		10	1	
																		267	N	Weber St.		4	2	
																		267	N	Weber St.		4	1	
																		286	N	Grambling		6	0	

Non-Div. I Games:

 Tie,  Loss,  Non-Conf, S Site, H Home, A Away, N Neutral Page 162

RPI	S	Opponent	Score	
256	H	Holy Cross	8	0
256	N	Holy Cross	12	4
263	A	Brown	6	4
263	A	Brown	7	1
271	A	Yale	7	0
271	A	Yale	9	0
280	H	Lafayette	11	2
280	H	Lafayette	8	0

Average RPI Win:	232	WON-LOST RECORD	WINNING PCT. RANK	LAST 10 GAMES	STRENGTH OF SCHEDULE	OPP. STRENGTH OF SCHEDULE	TEAM RPI	ADJ RPI	CONF. RPI	ADJ CONF. RPI					
DIV. I ONLY		25-12-0	.67568	49	7-3-0	231	238	120	.50838	124	23	23			
DIV. I NON-CONF.		12-9-0	.57143	97	2-0-0	219	236	157	.48726	155	24	24			
<hr/>															
TOTALS	RPI 1-25	RPI 26-50		W-L RECORDS		RPI 51-100		RPI 101-150		RPI 150+					
25-12-0	0-0-0	0-2-0		OVERALL		0-2-0		1-5-0		24-3-0					
13-1-0	0-0-0	0-0-0		HOME		0-0-0		0-0-0		13-1-0					
7-6-0	0-0-0	0-2-0		AWAY		0-0-0		0-2-0		7-2-0					
5-5-0	0-0-0	0-0-0		NEUTRAL		0-2-0		1-3-0		4-0-0					
12-9-0	0-0-0	0-2-0		NON-CONFERENCE		0-2-0		1-3-0		11-2-0					
5-1-0	0-0-0	0-0-0		HOME		0-0-0		0-0-0		5-1-0					
2-3-0	0-0-0	0-0-		AWAY		0-0-0		0-0-0		2-1-0					
5-5-0	0-0-0	0-0-0		NEUTRAL		0-2-0		1-3-0		4-0-0					
13-3-0	0-0-0	0-0-0		CONFERENCE		0-0-0		0-2-0		13-1-0					
8-0-0	0-0-0	0-0-0		HOME		0-0-0		0-0-0		8-0-0					
5-3-0	0-0-0	0-0-0		AWAY		0-0-0		0-2-0		5-1-0					
0-0-0	0-0-0	0-0-0		NEUTRAL		0-0-0		0-0-0		0-0-0					
RPI	S	Opponent	Score	RPI	S	Opponent	Score	RPI	S	Opponent	Score				
				31	A	Hofstra	6 12	60	N	Georgia St.	1 3				
				31	A	Hofstra	0 9	94	N	Eastern Ky.	1 6				
										103	A Monmouth	0 1			
										103	A Monmouth	2 5			
										120	N Connecticut	2 10			
										120	N Connecticut	6 8			
										137	N Stephen F. Austin	8 4			
										144	N Ill.-Chicago	2 3			
										156	N Loyola Marymount	4 0			
										190	H Fairleigh Dickinson	4 0			
										190	H Fairleigh Dickinson	9 1			
										192	A LIU Brooklyn	5 0			
										192	A LIU Brooklyn	9 1			
										203	H Bryant	8 1			
										203	H Bryant	8 0			
										218	H Hartford	4 6			
										218	H Hartford	6 2			
										227	A Hampton	2 4			
										237	H Sacred Heart	5 0			
										237	H Sacred Heart	4 0			
										240	N Canisius	6 1			
										242	H Saint Francis (PA)	12 11			
										242	H Saint Francis (PA)	8 5			
				LAST 10 GAMES						256	A Holy Cross	6 0			
				190	H	Fairleigh Dickinson	4 0	103	A	Monmouth	0 1	256	A	Holy Cross	2 0
				190	H	Fairleigh Dickinson	9 1	257	A	Mt. St. Mary's	11 2	256	H	Holy Cross	8 0
				256	A	Holy Cross	2 0	257	A	Mt. St. Mary's	3 5	256	H	Holy Cross	2 0
				256	A	Holy Cross	6 0	242	H	Saint Francis (PA)	12 11	257	A	Mt. St. Mary's	11 2
				103	A	Monmouth	2 5	242	H	Saint Francis (PA)	8 5	257	A	Mt. St. Mary's	3 5

Non-Div. I Games:

Central Conn. St.

RPI	S	Opponent	Score	
270	N	Siena	9	4
271	H	Yale	8	1
271	H	Yale	3	1
272	A	Wagner	13	1
272	A	Wagner	8	0
284	N	UMES	11	2

Central Conn. St.
.
S
t
.

C
e
n
t
r
a
l
C
o
n
n
.
S
t
.

[illegible]

Non-Div. I Games:

Saint Louis

U
C
D
a
v
i
s

UC Davis

Average RPI Win: 138		WON-LOST	WINNING	LAST 10	STRENGTH OF		OPP. STRENGTH	TEAM	ADJ	CONF.	ADJ CONF.			
Average RPI Loss: 80		RECORD	PCT. RANK	GAMES	SCHEDULE		OF SCHEDULE	RPI	RPI	RPI	RPI			
DIV. I ONLY		20-26-0	.43478	174	3-7-0		107	53	136	.50686	127	6	6	
DIV. I NON-CONF.		13-16-0	.44828	167	1-1-0		74	40	114	.52136	105	6	6	
<hr/>														
TOTALS		RPI 1-25		RPI 26-50		W-L RECORDS		RPI 51-100		RPI 101-150		RPI 150+		
20-26-0		1-3-0		1-5-0		OVERALL		4-12-0		2-3-0		12-3-0		
7-7-0		0-0-0		1-4-0		HOME		0-1-0		2-1-0		4-1-0		
7-12-0		1-3-0		0-0-0		AWAY		3-7-0		0-0-0		3-2-0		
6-7-0		0-0-0		0-1-0		NEUTRAL		1-4-0		0-2-0		5-0-0		
13-16-0		1-3-0		1-2-0		NON-CONFERENCE		2-8-0		0-2-0		9-1-0		
3-2-0		0-0-0		1-1-0		HOME		0-1-0		0-0-0		2-0-0		
4-7-0		1-3-0		0-0-		AWAY		1-3-0		0-0-0		2-1-0		
6-7-0		0-0-0		0-1-0		NEUTRAL		1-4-0		0-2-0		5-0-0		
7-10-0		0-0-0		0-3-0		CONFERENCE		2-4-0		2-1-0		3-2-0		
4-5-0		0-0-0		0-3-0		HOME		0-0-0		2-1-0		2-1-0		
3-5-0		0-0-0		0-0-0		AWAY		2-4-0		0-0-0		1-1-0		
0-0-0		0-0-0		0-0-0		NEUTRAL		0-0-0		0-0-0		0-0-0		
RPI	S	Opponent		Score	RPI	S	Opponent		Score	RPI	S	Opponent		Score
23	A	Florida St.		6 12	30	H	Western Ky.		1 9	55	A	Texas Tech		3 11
23	A	Florida St.		0 8	30	H	Western Ky.		2 3	55	A	Texas Tech		0 15
23	A	Florida St.		6 3	30	H	Western Ky.		0 3	56	N	SIU Edwardsville		3 11
25	A	Mississippi St.		2 5	32	H	Virginia Tech		3 10	60	A	Georgia St.		8 7
					33	H	UAB		2 1	60	N	Georgia St.		5 3
					40	N	North Carolina St.		1 9	64	A	Auburn		1 6
										67	H	North Florida		2 3
										67	N	North Florida		6 7
										75	A	FIU		5 6
										75	A	FIU		5 4
										75	A	FIU		0 3
										83	A	North Texas		2 10
										83	A	North Texas		10 8
										83	A	North Texas		6 8
										87	N	Appalachian St.		2 5
										92	N	IPFW		4 5
												148 N Texas-Arlington		2 3
												148 N Texas-Arlington		5 6
												151 H Evansville		5 3
												151 H Evansville		5 0
												152 N UMKC		16 11
												158 H La.-Monroe		12 0
												158 H La.-Monroe		4 7
												158 H La.-Monroe		8 6
												180 A Texas St.		0 5
												186 A Southern Miss.		6 4
												186 A Southern Miss.		9 7
												186 N Southern Miss.		6 4
												186 N Southern Miss.		11 7
												191 N Akron		6 3
												225 A Middle Tenn.		5 0
												225 A Middle Tenn.		5 7
												231 N Tennessee St.		7 3
<hr/>														
LAST 10 GAMES														
30	H	Western Ky.		2 3	75	A	FIU		5 6					
30	H	Western Ky.		1 9	75	A	FIU		0 3					
30	H	Western Ky.		0 3	64	A	Auburn		1 6					
33	H	UAB		2 1	133	H	Fla. Atlantic		3 5					
75	A	FIU		5 4	133	H	Fla. Atlantic		4 3					

Non-Div. I Games:

Troy

[illegible]

Non-Div. I Games:

Bowling Green

RPI	S	Opponent	Score	
230	N	Southeast Mo. St.	4	1
230	N	Southeast Mo. St.	4	1
239	A	Wright St.	2	0
239	A	Wright St.	2	1
248	N	Youngstown St.	1	0
274	A	Detroit	12	3
274	A	Detroit	9	1

B
o
w
l
i
n
g
G
r
e
e
n

B
o
w
l
i
n
g
G
r
e
e
n

Bowling Green

Average RPI Win:		150	WON-LOST RECORD		WINNING PCT. RANK		LAST 10 GAMES		STRENGTH OF SCHEDULE		OPP. STRENGTH OF SCHEDULE		TEAM RPI		ADJ RPI		CONF. RPI		ADJ CONF. RPI	
DIV. I ONLY			19-29-0		.39583 202		3-7-0		49		99		125		.50552 129		11		11	
DIV. I NON-CONF.			16-20-0		.44444 169		0-0-0		34		115		94		.52497 100		10		10	
TOTALS		RPI 1-25		RPI 26-50		W-L RECORDS		RPI 51-100		RPI 101-150		RPI 150+								
19-29-0		0-7-0		1-4-0		OVERALL		4-11-0		7-4-0		7-3-0								
9-7-0		0-0-0		0-0-0		HOME		1-5-0		5-1-0		3-1-0								
4-13-0		0-4-0		1-4-0		AWAY		1-2-0		1-2-0		1-1-0								
6-9-0		0-3-0		0-0-0		NEUTRAL		2-4-0		1-1-0		3-1-0								
16-20-0		0-7-0		1-1-0		NON-CONFERENCE		4-8-0		4-1-0		7-3-0								
7-3-0		0-0-0		0-0-0		HOME		1-2-0		3-0-0		3-1-0								
3-8-0		0-4-0		1-0-		AWAY		1-2-0		0-0-0		1-1-0								
6-9-0		0-3-0		0-0-0		NEUTRAL		2-4-0		1-1-0		3-1-0								
3-9-0		0-0-0		0-3-0		CONFERENCE		0-3-0		3-3-0		0-0-0								
2-4-0		0-0-0		0-0-0		HOME		0-3-0		2-1-0		0-0-0								
1-5-0		0-0-0		0-3-0		AWAY		0-0-0		1-2-0		0-0-0								
0-0-0		0-0-0		0-0-0		NEUTRAL		0-0-0		0-0-0		0-0-0								
RPI	S	Opponent		Score		RPI	S	Opponent		Score		RPI	S	Opponent		Score				
1	N	Oklahoma		1	11	36	A	Oregon St.		5	3	59	N	San Jose St.		0	9			
4	A	Oregon		0	10	36	A	Oregon St.		4	5	62	N	Creighton		1	5			
4	A	Oregon		0	4	45	A	San Diego St.		0	5	63	N	Kansas		2	1			
8	A	Washington		0	12	45	A	San Diego St.		0	1	64	N	Auburn		2	1			
10	N	Nebraska		0	11	45	A	San Diego St.		1	4	66	A	Oklahoma St.		1	6			
13	A	Arizona St.		0	3							66	H	Oklahoma St.		0	11			
21	N	UCLA		3	14							71	N	Long Beach St.		2	6			
												82	A	New Mexico St.		0	3			
												82	A	New Mexico St.		10	9			
												82	H	New Mexico St.		0	2			
												89	H	Nevada		1	10			
												89	H	Nevada		6	9			
												89	H	Nevada		4	6			
												92	H	IPFW		1	0			
												100	N	Cal Poly		2	3			

Non-Div. I Games:

New Mexico

M
u
r
r
a
y
S
t
.

Murray St.

Average RPI Win:		232	WON-LOST RECORD		WINNING PCT. RANK		LAST 10 GAMES		STRENGTH OF SCHEDULE		OPP. STRENGTH OF SCHEDULE		TEAM RPI		ADJ RPI		CONF. RPI		ADJ CONF. RPI	
DIV. I ONLY			28-10-0		.73684 30		9-1-0		267		231		129		.50373 131		25		26	
DIV. I NON-CONF.			17-9-0		.65385 64		4-0-0		252		231		141		.49818 141		26		26	
TOTALS		RPI 1-25		RPI 26-50		W-L RECORDS		RPI 51-100		RPI 101-150		RPI 150+								
28-10-0		0-0-0		0-3-0		OVERALL		1-2-0		0-1-0		27-4-0								
11-3-0		0-0-0		0-0-0		HOME		0-0-0		0-0-0		11-3-0								
7-2-0		0-0-0		0-1-0		AWAY		1-1-0		0-0-0		6-0-0								
10-5-0		0-0-0		0-2-0		NEUTRAL		0-1-0		0-1-0		10-1-0								
17-9-0		0-0-0		0-3-0		NON-CONFERENCE		1-2-0		0-1-0		16-3-0								
3-2-0		0-0-0		0-0-0		HOME		0-0-0		0-0-0		3-2-0								
4-2-0		0-0-0		0-0-		AWAY		1-1-0		0-0-0		3-0-0								
10-5-0		0-0-0		0-2-0		NEUTRAL		0-1-0		0-1-0		10-1-0								
11-1-0		0-0-0		0-0-0		CONFERENCE		0-0-0		0-0-0		11-1-0								
8-1-0		0-0-0		0-0-0		HOME		0-0-0		0-0-0		8-1-0								
3-0-0		0-0-0		0-0-0		AWAY		0-0-0		0-0-0		3-0-0								
0-0-0		0-0-0		0-0-0		NEUTRAL		0-0-0		0-0-0		0-0-0								
RPI	S	Opponent		Score		RPI	S	Opponent		Score		RPI	S	Opponent		Score				
34	N	Minnesota		2	4	95	A	Coastal Caro.		4	2	134	N	Villanova		0	5			
34	N	Minnesota		0	1	95	A	Coastal Caro.		0	8	157	H	Stony Brook		4	0			
46	A	FGCU		0	6	100	N	Michigan St.		1	3	157	H	Stony Brook		2	1			
												157	H	Stony Brook		3	4			
												174	N	Wichita St.		7	6			
												190	N	Fairleigh Dickinson		4	7			
												195	H	Cornell		6	4			
												195	H	Cornell		3	0			
												203	H	Bryant		3	8			
												203	H	Bryant		5	6			
												204	N	Butler		4	0			
												207	N	Western Caro.		5	2			
												213	N	Drexel		9	0			
												218	H	Hartford		1	0			
												218	H	Hartford		9	4			
												218	H	Hartford		2	1			
												229	N	Green Bay		7	3			
												229	N	Green Bay		9	2			
												258	A	Manhattan		2	0			
												258	A	Manhattan		7	3			
												258	N	Manhattan		5	2			
												258	N	Manhattan		14	6			
												266	A	Maine		1	0			
												266	A	Maine		8	4			
												266	A	Maine		5	2			
												270	H	Siena		3	0			
												277	A	Rider		14	3			
LAST 10 GAMES				258 A Manhattan 7 3				258 A Manhattan 2 0				266 A Maine 8 4								
283 H UMBC 6 1				258 A Manhattan 2 0				266 A Maine 5 2				270 H Siena 3 0								
283 H UMBC 8 0				157 H Stony Brook 4 0				277 A Rider 14 3												
283 H UMBC 8 0				157 H Stony Brook 3 4																
195 H Cornell 6 4				157 H Stony Brook 2 1																
195 H Cornell 3 0																				

Non-Div. I Games:

Albany (NY)

RPI	S	Opponent	Score	
277	N	Rider	7	1
283	H	UMBC	6	1
283	H	UMBC	8	0
283	H	UMBC	8	0
287	N	Saint Peter's	7	0

Albany (NY)

A
l
b
a
n
y
(
N
Y
)

A
l
b
a
n
y
(
N
Y
)

W
i
n
t
h
r
o
p

Winthrop

RPI	S	Opponent	Score	
273	H	Delaware St.	10	2
278	H	N.C. A&T	10	2

Winthrop

W
i
n
t
h
r
o
p

W
i
n
t
h
r
o
p

Average RPI Win: 185		WON-LOST	WINNING	LAST 10	STRENGTH OF		OPP. STRENGTH	TEAM	ADJ	CONF.	ADJ CONF.
Average RPI Loss: 79		RECORD	PCT. RANK	GAMES	SCHEDULE		OF SCHEDULE	RPI	RPI	RPI	RPI
DIV. I ONLY		25-27-0	.48077	148	127		106	135	.5027	133	6
DIV. I NON-CONF.		17-15-0	.53125	125	142		190	125	.50909	123	6
TOTALS		RPI 1-25	RPI 26-50		W-L RECORDS		RPI 51-100		RPI 101-150		RPI 150+
25-27-0		0-6-0	1-3-0		OVERALL		2-11-0		1-3-0		21-4-0
20-16-0		0-3-0	0-0-0		HOME		2-9-0		0-1-0		18-3-0
5-7-0		0-2-0	1-3-0		AWAY		0-0-0		1-2-0		3-0-0
0-4-0		0-1-0	0-0-0		NEUTRAL		0-2-0		0-0-0		0-1-0
17-15-0		0-2-0	1-0-0		NON-CONFERENCE		1-8-0		0-1-0		15-4-0
16-11-0		0-1-0	0-0-0		HOME		1-6-0		0-1-0		15-3-0
1-0-0		0-0-0	1-0-		AWAY		0-0-0		0-0-0		0-0-0
0-4-0		0-1-0	0-0-0		NEUTRAL		0-2-0		0-0-0		0-1-0
8-12-0		0-4-0	0-3-0		CONFERENCE		1-3-0		1-2-0		6-0-0
4-5-0		0-2-0	0-0-0		HOME		1-3-0		0-0-0		3-0-0
4-7-0		0-2-0	0-3-0		AWAY		0-0-0		1-2-0		3-0-0
0-0-0		0-0-0	0-0-0		NEUTRAL		0-0-0		0-0-0		0-0-0
RPI S	Opponent	Score	RPI S	Opponent	Score	RPI S	Opponent	Score	RPI S	Opponent	Score
9 H	Michigan	2 4	30 A	Western Ky.	0 3	57 H	Ball St.	0 2	120 H	Connecticut	2 3
9 N	Michigan	2 10	30 A	Western Ky.	1 2	63 H	Kansas	0 10	127 A	Troy	3 4
16 A	South Ala.	0 6	30 A	Western Ky.	0 8	67 H	North Florida	0 5	127 A	Troy	1 5
16 A	South Ala.	0 11	41 A	South Fla.	2 1	69 H	Jacksonville	2 3	127 A	Troy	5 3
19 H	La.-Lafayette	4 8				75 H	FIU	8 11	157 H	Stony Brook	5 0
19 H	La.-Lafayette	0 1				83 H	North Texas	3 2	158 H	La.-Monroe	8 0
						83 H	North Texas	0 6	158 H	La.-Monroe	6 5
						83 H	North Texas	2 7	158 H	La.-Monroe	3 0
						86 N	Marshall	1 2	159 H	Northern Ill.	3 7
						86 N	Marshall	1 3	161 H	Providence	2 1
						99 H	Iowa St.	6 0	162 H	Massachusetts	8 0
						100 H	Michigan St.	2 7	163 H	Towson	13 0
						100 H	Michigan St.	0 1	172 N	Samford	1 7
									192 H	LIU Brooklyn	6 1
									192 H	LIU Brooklyn	4 7
									197 H	Elon	5 3
									200 H	Harvard	2 3
									205 H	Dartmouth	5 0
									205 H	Dartmouth	2 1
									216 H	Eastern Mich.	6 0
									216 H	Eastern Mich.	11 3
									225 A	Middle Tenn.	5 3
									225 A	Middle Tenn.	5 3
									225 A	Middle Tenn.	13 2
									244 H	Florida A&M	6 0
									246 H	Bethune-Cookman	9 0
									246 H	Bethune-Cookman	8 0
LAST 10 GAMES			LAST 10 GAMES			LAST 10 GAMES			LAST 10 GAMES		
19 H	La.-Lafayette	4 8	127 A	Troy	3 4	127 A	Troy	3 4	225 A	Middle Tenn.	5 3
19 H	La.-Lafayette	0 1	16 A	South Ala.	0 11	16 A	South Ala.	0 11	225 A	Middle Tenn.	13 2
75 H	FIU	8 11	16 A	South Ala.	0 6	16 A	South Ala.	0 6	244 H	Florida A&M	6 0
127 A	Troy	5 3	83 H	North Texas	2 7	83 H	North Texas	2 7	246 H	Bethune-Cookman	9 0
127 A	Troy	1 5	83 H	North Texas	0 6	83 H	North Texas	0 6	246 H	Bethune-Cookman	8 0

Non-Div. I Games:

Fla. Atlantic

RPI	S	Opponent	Score	
259	H	Colgate	4	2
259	H	Colgate	5	2

Fla. Atlantic

F
l
a
.
A
t
l
a
n
t
i
c

F
l
a
.
A
t
l
a
n
t
i
c

Average RPI Win:	152	WON-LOST RECORD	WINNING PCT. RANK	LAST 10 GAMES	STRENGTH OF SCHEDULE	OPP. STRENGTH OF SCHEDULE	TEAM RPI	ADJ RPI	CONF. RPI	ADJ CONF. RPI					
DIV. I ONLY		15-25-0	.375	214	2-8-0	44	129	132	.50266	134	8	10			
DIV. I NON-CONF.		13-10-0	.56522	100	1-0-0	94	199	93	.52587	98	7	9			
<hr/>															
TOTALS	RPI 1-25	RPI 26-50		W-L RECORDS		RPI 51-100		RPI 101-150		RPI 150+					
15-25-0	0-3-0	2-7-0		OVERALL		2-6-0		5-3-0		6-6-0					
2-8-0	0-3-0	0-3-0		HOME		0-0-0		1-1-0		1-1-0					
3-11-0	0-0-0	1-3-0		AWAY		1-4-0		1-0-0		0-4-0					
10-6-0	0-0-0	1-1-0		NEUTRAL		1-2-0		3-2-0		5-1-0					
13-10-0	0-0-0	1-2-0		NON-CONFERENCE		2-4-0		4-1-0		6-3-0					
1-1-0	0-0-0	0-0-0		HOME		0-0-0		0-0-0		1-1-0					
2-4-0	0-0-0	0-0-		AWAY		1-2-0		1-0-0		0-1-0					
10-5-0	0-0-0	1-1-0		NEUTRAL		1-2-0		3-1-0		5-1-0					
2-15-0	0-3-0	1-5-0		CONFERENCE		0-2-0		1-2-0		0-3-0					
1-7-0	0-3-0	0-3-0		HOME		0-0-0		1-1-0		0-0-0					
1-7-0	0-0-0	1-2-0		AWAY		0-2-0		0-0-0		0-3-0					
0-1-0	0-0-0	0-0-0		NEUTRAL		0-0-0		0-1-0		0-0-0					
RPI	S	Opponent	Score	RPI	S	Opponent	Score	RPI	S	Opponent	Score				
11	H	Louisville	4 5	34	N	Minnesota	5 4	65	N	Ole Miss	0 2	111	H	Rutgers	2 8
11	H	Louisville	1 8	41	H	South Fla.	0 3	65	N	Ole Miss	0 7	111	H	Rutgers	3 0
11	H	Louisville	0 1	41	H	South Fla.	0 1	70	A	Saint Joseph's	5 8	112	N	Chattanooga	4 1
				41	H	South Fla.	2 8	73	A	Syracuse	2 3	120	N	Connecticut	1 2
				46	A	FGCU	3 7	73	A	Syracuse	0 1	123	A	Penn	9 0
				48	N	South Carolina	1 4	78	A	Delaware	4 2	123	N	Penn	7 1
				49	A	Notre Dame	3 9	81	A	UCF	0 3	131	N	Albany (NY)	5 0
				49	A	Notre Dame	1 4	100	N	Michigan St.	5 1	139	N	Loyola Chicago	1 7
				49	A	Notre Dame	1 0					164	A	Georgetown	5 8
												164	A	Georgetown	0 2
												164	A	Georgetown	1 2
												165	A	Princeton	1 4
												183	N	Boston U.	7 1
												218	N	Hartford	6 3
												241	N	Norfolk St.	7 6
												242	N	Saint Francis (PA)	1 3
												251	H	La Salle	3 5
												251	H	La Salle	4 0
												253	N	Toledo	5 3
												268	N	St. Bonaventure	10 8
<hr/>															
LAST 10 GAMES															
				11	H	Louisville	1 8	123	A	Penn	9 0				
				11	H	Louisville	0 1	111	H	Rutgers	2 8				
				11	H	Louisville	4 5	111	H	Rutgers	3 0				
				73	A	Syracuse	0 1	49	A	Notre Dame	3 9				
				73	A	Syracuse	2 3	49	A	Notre Dame	1 4				

Non-Div. I Games:

Villanova

Non-Div. I Games:

Tie, Loss, Non-Conf, S Site, H Home, A Away, N Neutral Page 180

RPI	S	Opponent	Score	
264	A	Santa Clara	3	0
264	A	Santa Clara	3	0
266	N	Maine	6	4
266	N	Maine	3	2

BYU

B
Y
U

B
Y
U

RPI	S	Opponent	Score	
288	H	Prairie View	2	0

Lamar

L
a
m
a
r

L
a
m
a
r

Average RPI Win:	139	WON-LOST RECORD	WINNING PCT. RANK	LAST 10 GAMES	STRENGTH OF SCHEDULE	OPP. STRENGTH OF SCHEDULE	TEAM RPI	ADJ RPI	CONF. RPI	ADJ CONF. RPI				
DIV. I ONLY		14-28-0	.33333	230	3-7-0	42	104	144	.50111	137	14	14		
DIV. I NON-CONF.		7-14-0	.33333	224	0-0-0	15	23	109	.52172	104	15	15		
<hr/>														
TOTALS	RPI 1-25	RPI 26-50			W-L RECORDS	RPI 51-100		RPI 101-150			RPI 150+			
14-28-0	0-5-0	2-3-0			OVERALL	3-11-0		3-5-0			6-4-0			
6-7-0	0-0-0	0-0-0			HOME	1-5-0		2-1-0			3-1-0			
3-12-0	0-4-0	0-0-0			AWAY	1-5-0		0-0-0			2-2-0			
5-9-0	0-1-0	2-2-0			NEUTRAL	1-1-0		1-4-0			1-1-0			
7-14-0	0-5-0	2-3-0			NON-CONFERENCE	1-1-0		1-4-0			3-1-0			
1-0-0	0-0-0	0-0-0			HOME	0-0-0		0-0-0			1-0-0			
1-5-0	0-4-0	0-0-			AWAY	0-0-0		0-0-0			1-0-0			
5-9-0	0-1-0	2-2-0			NEUTRAL	1-1-0		1-4-0			1-1-0			
7-14-0	0-0-0	0-0-0			CONFERENCE	2-10-0		2-1-0			3-3-0			
5-7-0	0-0-0	0-0-0			HOME	1-5-0		2-1-0			2-1-0			
2-7-0	0-0-0	0-0-0			AWAY	1-5-0		0-0-0			1-2-0			
0-0-0	0-0-0	0-0-0			NEUTRAL	0-0-0		0-0-0			0-0-0			
RPI	S	Opponent	Score		RPI	S	Opponent	Score		RPI	S	Opponent	Score	
3	A	Texas	0	6	29	A	Arkansas	2	9	60	N	Georgia St.	2	3
4	N	Oregon	1	8	36	N	Oregon St.	0	9	62	N	Creighton	4	3
17	A	Texas A&M	0	3	38	N	North Carolina	4	6	68	A	Central Ark.	1	4
17	A	Texas A&M	0	8	38	N	North Carolina	5	2	68	A	Central Ark.	0	3
17	A	Texas A&M	0	9	45	N	San Diego St.	2	1	68	A	Central Ark.	8	11
										76	A	McNeese St.	4	5
										76	A	McNeese St.	0	4
										76	A	McNeese St.	2	0
										80	H	Northwestern St.	1	3
										80	H	Northwestern St.	1	6
										80	H	Northwestern St.	0	12
										93	H	Sam Houston St.	1	8
										93	H	Sam Houston St.	1	12
										93	H	Sam Houston St.	5	3
									</					

Non-Div. I Games:

Stephen F. Austin

Boisest

Boise St.

L
o
y
o
l
a
C
h
i
c
a
g
o

Loyola Chicago

Loyola Chicago

Average RPI Win: 139		WON-LOST	WINNING	LAST 10	STRENGTH OF		OPP. STRENGTH	TEAM	ADJ	CONF.	ADJ CONF.
Average RPI Loss: 71		RECORD	PCT. RANK	GAMES	SCHEDULE		OF SCHEDULE	RPI	RPI	RPI	RPI
DIV. I ONLY		19-27-0	.41304	194	2-8-0		94	47	142	.49741	140
DIV. I NON-CONF.		16-14-0	.53333	124	0-0-0		48	68	68	.54356	71
TOTALS		RPI 1-25	RPI 26-50		W-L RECORDS		RPI 51-100		RPI 101-150		RPI 150+
19-27-0		0-7-0	1-2-0		OVERALL		6-15-0		6-2-0		6-1-0
6-5-0		0-1-0	0-0-0		HOME		0-3-0		4-1-0		2-0-0
4-11-0		0-2-0	0-0-0		AWAY		3-9-0		0-0-0		1-0-0
9-11-0		0-4-0	1-2-0		NEUTRAL		3-3-0		2-1-0		3-1-0
16-14-0		0-6-0	1-2-0		NON-CONFERENCE		5-4-0		4-1-0		6-1-0
4-0-0		0-0-0	0-0-0		HOME		0-0-0		2-0-0		2-0-0
3-3-0		0-2-0	0-0-		AWAY		2-1-0		0-0-0		1-0-0
9-11-0		0-4-0	1-2-0		NEUTRAL		3-3-0		2-1-0		3-1-0
3-13-0		0-1-0	0-0-0		CONFERENCE		1-11-0		2-1-0		0-0-0
2-5-0		0-1-0	0-0-0		HOME		0-3-0		2-1-0		0-0-0
1-8-0		0-0-0	0-0-0		AWAY		1-8-0		0-0-0		0-0-0
0-0-0		0-0-0	0-0-0		NEUTRAL		0-0-0		0-0-0		0-0-0
RPI S	Opponent	Score	RPI S	Opponent	Score	RPI S	Opponent	Score	RPI S	Opponent	Score
9 H	Michigan	4 7	36 N	Oregon St.	1 2	52 A	Cal St. Fullerton	2 8	108 H	Central Mich.	2 1
11 A	Louisville	1 4	37 N	James Madison	3 1	54 A	Ohio St.	5 9	118 N	Bradley	15 7
12 N	California	1 9	50 N	Neb. Omaha	0 5	54 A	Ohio St.	2 8	125 N	Saint Louis	3 4
12 N	California	1 9				54 A	Ohio St.	6 4	143 H	Penn St.	0 3
13 A	Arizona St.	0 8				74 N	Pacific	3 9	143 H	Penn St.	4 3
18 N	Stanford	0 7				79 A	Georgia Tech	4 1	143 H	Penn St.	4 3
18 N	Stanford	2 8				79 A	Georgia Tech	10 2	144 H	Ill.-Chicago	8 0
						81 N	UCF	2 3	149 N	Portland St.	7 0
						84 H	Purdue	2 7	162 N	Massachusetts	5 1
						84 H	Purdue	3 7	179 N	Miami (OH)	10 0
						84 H	Purdue	1 9	231 A	Tennessee St.	8 0
						86 N	Marshall	2 1	235 H	Indiana St.	7 0
						86 N	Marshall	2 1	243 N	Mississippi Val.	2 5
						90 A	Illinois	0 8	253 H	Toledo	9 1
						90 A	Illinois	4 5	262 N	Alabama St.	8 0
						90 A	Illinois	0 1			
						91 N	Fordham	1 0			
						100 A	Michigan St.	7 10			
						100 A	Michigan St.	1 2			
						100 A	Michigan St.	0 5			
			LAST 10 GAMES								
			90 A	Illinois	0 8						
			90 A	Illinois	4 5						
			90 A	Illinois	0 1						
			9 H	Michigan	4 7						
			84 H	Purdue	3 7						

Non-Div. I Games:

Indiana

RPI	S	Opponent	Score
100	N	Cal Poly	3 10
84	H	Purdue	1 9
84	H	Purdue	2 7
143	H	Penn St.	4 3
143	H	Penn St.	0 3
143	H	Penn St.	4 3

I
n
d
i
a
n
a

I
n
d
i
a
n
a

Average RPI Win: 188		WON-LOST RECORD		WINNING PCT. RANK		LAST 10 GAMES		STRENGTH OF SCHEDULE		OPP. STRENGTH OF SCHEDULE		TEAM RPI		ADJ RPI		CONF. RPI		ADJ CONF. RPI	
DIV. I ONLY		26-18-0		.59091 94		5-5-0		209		189		134		.497 141		14		14	
DIV. I NON-CONF.		16-7-0		.69565 51		3-0-0		245		221		112		.50963 122		15		15	
TOTALS		RPI 1-25		RPI 26-50		W-L RECORDS		RPI 51-100		RPI 101-150		RPI 150+							
26-18-0		0-2-0		0-0-0		OVERALL		6-7-0		4-3-0		16-6-0							
14-7-0		0-0-0		0-0-0		HOME		3-2-0		2-0-0		9-5-0							
10-9-0		0-2-0		0-0-0		AWAY		2-4-0		1-2-0		7-1-0							
2-2-0		0-0-0		0-0-0		NEUTRAL		1-1-0		1-1-0		0-0-0							
16-7-0		0-2-0		0-0-0		NON-CONFERENCE		2-2-0		3-1-0		11-2-0							
9-3-0		0-0-0		0-0-0		HOME		1-1-0		2-0-0		6-2-0							
5-2-0		0-2-0		0-0-		AWAY		0-0-0		0-0-0		5-0-0							
2-2-0		0-0-0		0-0-0		NEUTRAL		1-1-0		1-1-0		0-0-0							
10-11-0		0-0-0		0-0-0		CONFERENCE		4-5-0		1-2-0		5-4-0							
5-4-0		0-0-0		0-0-0		HOME		2-1-0		0-0-0		3-3-0							
5-7-0		0-0-0		0-0-0		AWAY		2-4-0		1-2-0		2-1-0							
0-0-0		0-0-0		0-0-0		NEUTRAL		0-0-0		0-0-0		0-0-0							
RPI S	Opponent	Score		RPI S	Opponent	Score		RPI S	Opponent	Score		RPI S	Opponent	Score					
7 A	LSU	1	5					68 A	Central Ark.	1	0	125 H	Saint Louis	2	0				
17 A	Texas A&M	0	8					68 A	Central Ark.	0	8	136 A	Lamar	4	5				
								68 A	Central Ark.	0	5	136 A	Lamar	6	7				
								76 A	McNeese St.	2	4	136 A	Lamar	13	5				
								76 A	McNeese St.	5	3	145 H	South Dakota	7	6				
								76 A	McNeese St.	3	5	150 N	UTSA	0	4				
								78 H	Delaware	2	4	150 N	UTSA	3	2				
								84 N	Purdue	3	1	169 A	Louisiana Tech	8	2				
								84 N	Purdue	0	6	171 H	Nicholls St.	2	3				
								88 H	UT Martin	2	0	171 H	Nicholls St.	6	7				
								93 H	Sam Houston St.	3	1	171 H	Nicholls St.	7	6				
								93 H	Sam Houston St.	4	2	196 A	Houston Baptist	4	3				
								93 H	Sam Houston St.	2	4	196 A	Houston Baptist	2	10				
												196 A	Houston Baptist	14	2				
												222 H	Jackson St.	1	2				
												222 H	Jackson St.	10	2				
												233 H	A&M-Corpus Christi	0	6				
												233 H	A&M-Corpus Christi	5	0				
												233 H	A&M-Corpus Christi	10	2				
												238 H	UTEP	3	4				
												247 A	Texas Southern	2	1				
												252 H	South Dakota St.	7	2				
												261 A	Ark.-Pine Bluff	11	3				
												261 A	Ark.-Pine Bluff	10	4				
												276 H	Alcorn	10	1				
												276 H	Alcorn	10	0				
												281 A	Southern U.	14	2				
				LAST 10 GAMES															
								68 A	Central Ark.	0	5	136 A	Lamar	6	7				
								68 A	Central Ark.	1	0	136 A	Lamar	13	5				
								68 A	Central Ark.	0	8	276 H	Alcorn	10	0				
								169 A	Louisiana Tech	8	2	276 H	Alcorn	10	1				
								136 A	Lamar	4	5	171 H	Nicholls St.	6	7				

Non-Div. I Games: Centenary (LA) 15 1 LSU-Alexandria 3 2

Southeastern La.

RPI	S	Opponent	Score	
281	H	Southern U.	4	0
283	H	UMBC	13	5

Southeastern La.

S
o
u
t
h
e
a
s
t
e
r
n
L
a
.

S
o
u
t
h
e
a
s
t
e
r
n
L
a
.

Average RPI Win:		148	WON-LOST RECORD		WINNING PCT. RANK	LAST 10 GAMES	STRENGTH OF SCHEDULE		OPP. STRENGTH OF SCHEDULE	TEAM RPI	ADJ RPI	CONF. RPI	ADJ CONF. RPI		
Average RPI Loss:		89	20-27-0		.42553 179	6-4-0	106		85	146	.49518 142	9	7		
DIV. I ONLY			14-18-0		.4375 174	0-0-0	163		119	167	.48506 162	9	7		
DIV. I NON-CONF.															
TOTALS		RPI 1-25	RPI 26-50		W-L RECORDS		RPI 51-100		RPI 101-150		RPI 150+				
20-27-0		1-8-0	1-1-0		OVERALL		6-6-0		1-7-0		11-5-0				
10-8-0		1-3-0	0-0-0		HOME		4-2-0		0-0-0		5-3-0				
3-11-0		0-3-0	0-0-0		AWAY		1-3-0		1-5-0		1-0-0				
7-8-0		0-2-0	1-1-0		NEUTRAL		1-1-0		0-2-0		5-2-0				
14-18-0		1-5-0	1-1-0		NON-CONFERENCE		1-2-0		0-5-0		11-5-0				
6-3-0		1-0-0	0-0-0		HOME		0-0-0		0-0-0		5-3-0				
1-7-0		0-3-0	0-0-		AWAY		0-1-0		0-3-0		1-0-0				
7-8-0		0-2-0	1-1-0		NEUTRAL		1-1-0		0-2-0		5-2-0				
6-9-0		0-3-0	0-0-0		CONFERENCE		5-4-0		1-2-0		0-0-0				
4-5-0		0-3-0	0-0-0		HOME		4-2-0		0-0-0		0-0-0				
2-4-0		0-0-0	0-0-0		AWAY		1-2-0		1-2-0		0-0-0				
0-0-0		0-0-0	0-0-0		NEUTRAL		0-0-0		0-0-0		0-0-0				
RPI S	Opponent	Score		RPI S	Opponent	Score		RPI S	Opponent	Score		RPI S	Opponent	Score	
2 N	Florida	0	7	43 N	DePaul	1	7	59 A	San Jose St.	0	5	110 A	Fresno St.	2	3
12 N	California	2	7	43 N	DePaul	4	2	59 N	San Jose St.	5	6	110 A	Fresno St.	2	8
13 A	Arizona St.	1	6					71 A	Long Beach St.	0	1	110 N	Fresno St.	1	2
18 A	Stanford	0	9					71 A	Long Beach St.	0	2	117 A	UNLV	2	4
18 A	Stanford	0	8					71 A	Long Beach St.	4	2	126 A	UC Davis	2	5
20 H	Hawaii	3	5					74 H	Pacific	1	5	126 A	UC Davis	8	1
20 H	Hawaii	4	5					74 H	Pacific	3	1	126 A	UC Davis	0	5
20 H	Hawaii	3	9					74 H	Pacific	5	4	146 N	St. Mary's (CA)	3	4
21 H	UCLA	3	2					82 N	New Mexico St.	4	3	156 H	Loyola Marymount	3	1
								100 H	Cal Poly	1	2	156 H	Loyola Marymount	0	4
								100 H	Cal Poly	3	2	159 H	Northern Ill.	1	2
								100 H	Cal Poly	7	0	159 H	Northern Ill.	3	2
												166 N	Western Mich.	6	1
												182 N	Idaho St.	1	4
												199 H	CSU Bakersfield	2	3
												199 H	CSU Bakersfield	4	2
												199 N	CSU Bakersfield	2	1
												199 N	CSU Bakersfield	8	0
												202 H	Seattle	6	3
												202 H	Seattle	10	2
												264 A	Santa Clara	7	3
												264 N	Santa Clara	5	0
												267 N	Weber St.	8	0
												267 N	Weber St.	1	3
				LAST 10 GAMES											
				74 H	Pacific	1	5	100 H	Cal Poly	1	2				
				74 H	Pacific	5	4	100 H	Cal Poly	3	2				
				74 H	Pacific	3	1	100 H	Cal Poly	7	0				
				71 A	Long Beach St.	0	2	71 A	Long Beach St.	0	1				
				71 A	Long Beach St.	4	2	126 A	UC Davis	8	1				

Non-Div. I Games:

Cal St. Northridge

Average RPI Win:	147	WON-LOST	WINNING	LAST 10	STRENGTH OF	OPP. STRENGTH	TEAM	ADJ	CONF.	ADJ CONF.		
Average RPI Loss:	61	RECORD	PCT. RANK	GAMES	SCHEDULE	OF SCHEDULE	RPI	RPI	RPI	RPI		
DIV. I ONLY		11-30-0	.26829	257	3-7-0	28	48	148	.4947	143	4	4
DIV. I NON-CONF.		9-16-0	.36	208	2-0-0	17	38	104	.52097	107	4	4
<hr/>												
TOTALS	RPI 1-25	RPI 26-50		W-L RECORDS		RPI 51-100		RPI 101-150		RPI 150+		
11-30-0	0-8-0	1-7-0		OVERALL		3-10-0		3-3-0		4-2-0		
2-7-0	0-3-0	0-3-0		HOME		1-1-0		0-0-0		1-0-0		
3-9-0	0-0-0	0-1-0		AWAY		1-6-0		2-2-0		0-0-0		
6-14-0	0-5-0	1-3-0		NEUTRAL		1-3-0		1-1-0		3-2-0		
9-16-0	0-5-0	1-4-0		NON-CONFERENCE		2-4-0		2-1-0		4-2-0		
1-0-0	0-0-0	0-0-0		HOME		0-0-0		0-0-0		1-0-0		
2-2-0	0-0-0	0-0-		AWAY		1-1-0		1-0-0		0-0-0		
6-14-0	0-5-0	1-3-0		NEUTRAL		1-3-0		1-1-0		3-2-0		
2-14-0	0-3-0	0-3-0		CONFERENCE		1-6-0		1-2-0		0-0-0		
1-7-0	0-3-0	0-3-0		HOME		1-1-0		0-0-0		0-0-0		
1-7-0	0-0-0	0-0-0		AWAY		0-5-0		1-2-0		0-0-0		
0-0-0	0-0-0	0-0-0		NEUTRAL		0-0-0		0-0-0		0-0-0		
RPI	S	Opponent	Score	RPI	S	Opponent	Score	RPI	S	Opponent	Score	
1	N	Oklahoma	0 8	28	N	Arizona	2 10	54	A	Ohio St.	7 16	
3	N	Texas	4 8	31	N	Hofstra	0 3	54	A	Ohio St.	0 2	
7	N	LSU	5 6	38	A	North Carolina	2 10	54	A	Ohio St.	3 4	
8	N	Washington	2 13	43	N	DePaul	7 6	55	N	Texas Tech	3 14	
9	H	Michigan	4 7	47	H	Northwestern	1 2	77	N	Longwood	8 9	
9	H	Michigan	4 18	47	H	Northwestern	3 8	82	A	New Mexico St.	10 2	
9	H	Michigan	6 9	47	H	Northwestern	14 17	82	A	New Mexico St.	2 10	
17	N	Texas A&M	2 12	48	N	South Carolina	3 4	84	H	Purdue	8 4	
								84	H	Purdue	3 12	
								97	N	Colorado St.	2 10	
								99	N	Iowa St.	9 8	
								100	A	Michigan St.	1 7	
								100	A	Michigan St.	1 4	
<hr/>												
LAST 10 GAMES												
47	H	Northwestern	1 2	54	A	Ohio St.	3 4					
47	H	Northwestern	14 17	54	A	Ohio St.	7 16					
47	H	Northwestern	3 8	54	A	Ohio St.	0 2					
84	H	Purdue	8 4	121	A	Pittsburgh	11 7					
84	H	Purdue	3 12	242	H	Saint Francis (PA)	4 1					

Non-Div. I Games:

Penn St.

Average RPI Win:		196	WON-LOST		WINNING		LAST 10		STRENGTH OF		OPP. STRENGTH		TEAM		ADJ		CONF.		ADJ CONF.				
Average RPI Loss:		94	RECORD		PCT. RANK		GAMES		SCHEDULE		OF SCHEDULE		RPI		RPI		RPI		RPI				
DIV. I ONLY			16-19-0		.45714 158		8-2-0		95		165		143		.49381 144		27		27				
DIV. I NON-CONF.			6-17-0		.26087 249		0-0-0		22		113		161		.48294 167		25		25				
TOTALS		RPI 1-25		RPI 26-50		W-L RECORDS		RPI 51-100		RPI 101-150		RPI 150+											
16-19-0		0-4-0		0-3-0		OVERALL		1-5-0		5-3-0		10-4-0											
2-2-0		0-0-0		0-0-0		HOME		0-0-0		2-2-0		0-0-0											
8-5-0		0-1-0		0-0-0		AWAY		0-2-0		0-1-0		8-1-0											
6-12-0		0-3-0		0-3-0		NEUTRAL		1-3-0		3-0-0		2-3-0											
6-17-0		0-4-0		0-3-0		NON-CONFERENCE		1-5-0		3-2-0		2-3-0											
0-1-0		0-0-0		0-0-0		HOME		0-0-0		0-1-0		0-0-0											
0-4-0		0-1-0		0-0-		AWAY		0-2-0		0-1-0		0-0-0											
6-12-0		0-3-0		0-3-0		NEUTRAL		1-3-0		3-0-0		2-3-0											
10-2-0		0-0-0		0-0-0		CONFERENCE		0-0-0		2-1-0		8-1-0											
2-1-0		0-0-0		0-0-0		HOME		0-0-0		2-1-0		0-0-0											
8-1-0		0-0-0		0-0-0		AWAY		0-0-0		0-0-0		8-1-0											
0-0-0		0-0-0		0-0-0		NEUTRAL		0-0-0		0-0-0		0-0-0											
RPI	S	Opponent		Score		RPI	S	Opponent		Score		RPI	S	Opponent		Score							
10	N	Nebraska		5	14	27	N	Wisconsin		1	2	82	A	New Mexico St.		1	11	106	N	Kent St.		2	1
10	N	Nebraska		4	13	41	N	South Fla.		1	2	82	A	New Mexico St.		1	8	108	N	Central Mich.		3	2
10	N	Nebraska		3	4	44	N	Illinois St.		8	16	94	N	Eastern Ky.		9	3	118	H	Bradley		0	1
13	A	Arizona St.		0	15							94	N	Eastern Ky.		0	2	124	N	Central Conn. St.		3	2
												100	N	Michigan St.		7	11	139	H	Loyola Chicago		2	1
												100	N	Michigan St.		1	5	139	H	Loyola Chicago		9	1
																		139	H	Loyola Chicago		8	9
																		140	A	Indiana		0	8
																		160	N	UNI		0	8
																		193	A	Valparaiso		1	3
																		193	A	Valparaiso		10	0
																		193	A	Valparaiso		7	4
																		212	N	Belmont		1	8
																		217	N	Quinnipiac		3	7
																		239	A	Wright St.		8	0
																		239	A	Wright St.		8	1
																		239	A	Wright St.		1	0
																		253	N	Toledo		6	5
																		253	N	Toledo		7	6
																		274	A	Detroit		17	8
																		274	A	Detroit		19	3
																		274	A	Detroit		5	1
						LAST 10 GAMES																	
						239	A	Wright St.		8	0	193	A	Valparaiso		7	4						
						239	A	Wright St.		1	0	274	A	Detroit		19	3						
						239	A	Wright St.		8	1	274	A	Detroit		17	8						
						193	A	Valparaiso		1	3	274	A	Detroit		5	1						
						193	A	Valparaiso		10	0	139	H	Loyola Chicago		8	9						

Non-Div. I Games:

Ill.-Chicago

South Dakota

South Dakota

RPI	S	Opponent	Score	
256	N	Holy Cross	14	2
274	N	Detroit	5	4
283	N	UMBC	9	4
286	N	Grambling	7	0

South Dakota

S
o
u
t
h
D
a
k
o
t
a

S
o
u
t
h
D
a
k
o
t
a

[illegible]

Non-Div. I Games:

St. Mary's (CA)

RPI	S	Opponent	Score	
264	A	Santa Clara	4	0
264	H	Santa Clara	10	3
264	H	Santa Clara	5	1
264	H	Santa Clara	1	0
264	H	Santa Clara	8	0

St. Mary's (CA)

S
t
.
M
a
r
y
'
s
(
C
A
)

S
t
.
M
a
r
y
'
s
(
C
A
)

Average RPI Win: 198		WON-LOST	WINNING	LAST 10	STRENGTH OF		OPP. STRENGTH	TEAM	ADJ		CONF.	ADJ CONF.			
Average RPI Loss: 109		RECORD	PCT. RANK	GAMES	SCHEDULE		OF SCHEDULE	RPI	RPI		RPI	RPI			
DIV. I ONLY		19-20-0	.48718	144	5-5-0		126	207	145		.49258	147			
DIV. I NON-CONF.		9-13-0	.40909	192	2-0-0		145	181	179		.47408	178			
TOTALS		RPI 1-25	RPI 26-50		W-L RECORDS		RPI 51-100		RPI 101-150		RPI 150+				
19-20-0		0-1-0	0-3-0		OVERALL		0-6-0		3-5-0		16-5-0				
8-5-0		0-0-0	0-0-0		HOME		0-0-0		0-3-0		8-2-0				
7-8-0		0-0-0	0-1-0		AWAY		0-5-0		1-1-0		6-1-0				
4-7-0		0-1-0	0-2-0		NEUTRAL		0-1-0		2-1-0		2-2-0				
9-13-0		0-1-0	0-3-0		NON-CONFERENCE		0-2-0		2-4-0		7-3-0				
2-4-0		0-0-0	0-0-0		HOME		0-0-0		0-3-0		2-1-0				
3-2-0		0-0-0	0-0-		AWAY		0-1-0		0-0-0		3-0-0				
4-7-0		0-1-0	0-2-0		NEUTRAL		0-1-0		2-1-0		2-2-0				
10-7-0		0-0-0	0-0-0		CONFERENCE		0-4-0		1-1-0		9-2-0				
6-1-0		0-0-0	0-0-0		HOME		0-0-0		0-0-0		6-1-0				
4-6-0		0-0-0	0-0-0		AWAY		0-4-0		1-1-0		3-1-0				
0-0-0		0-0-0	0-0-0		NEUTRAL		0-0-0		0-0-0		0-0-0				
RPI S	Opponent	Score		RPI S	Opponent	Score		RPI S	Opponent	Score		RPI S	Opponent	Score	
22 N	Iowa	0	3	30 A	Western Ky.	2	7	66 N	Oklahoma St.	2	4	104 N	UNC Greensboro	4	6
				50 N	Neb. Omaha	2	9	70 A	Saint Joseph's	1	3	119 N	Furman	4	3
				50 N	Neb. Omaha	0	4	70 A	Saint Joseph's	0	2	121 N	Pittsburgh	6	5
								83 A	North Texas	2	3	125 A	Saint Louis	2	3
								91 A	Fordham	2	5	125 A	Saint Louis	5	1
								91 A	Fordham	1	4	128 H	Bowling Green	0	3
												128 H	Bowling Green	3	5
												132 H	Winthrop	2	7
												162 H	Massachusetts	12	14
												162 H	Massachusetts	9	4
												166 N	Western Mich.	6	7
												167 A	Ohio	7	4
												167 A	Ohio	6	3
												170 H	Charlotte	11	3
												170 H	Charlotte	3	0
												175 A	Temple	7	12
												175 A	Temple	2	0
												193 N	Valparaiso	5	6
												204 H	Butler	5	3
												204 H	Butler	6	3
												218 N	Hartford	13	5
												239 A	Wright St.	4	0
												239 H	Wright St.	6	5
												251 A	La Salle	7	1
												251 A	La Salle	9	6
												252 N	South Dakota St.	2	1
												253 H	Toledo	9	1
LAST 10 GAMES				251 A	La Salle	7	1	70 A	Saint Joseph's	0	2	239 H	Wright St.	6	5
				251 A	La Salle	9	6	175 A	Temple	2	0	251 A	La Salle	7	1
				91 A	Fordham	1	4	175 A	Temple	7	12	251 A	La Salle	9	6
				91 A	Fordham	2	5	239 A	Wright St.	4	0	252 N	South Dakota St.	2	1
				70 A	Saint Joseph's	1	3	239 H	Wright St.	6	5	253 H	Toledo	9	1

Non-Div. I Games:

Dayton

RPI	S	Opponent	Score	
253	H	Toledo	5	10
269	H	Rhode Island	11	6

Dayton

D
a
y
t
o
n

D
a
y
t
o
n

Average RPI Win:		153	WON-LOST RECORD		WINNING PCT. RANK		LAST 10 GAMES		STRENGTH OF SCHEDULE		OPP. STRENGTH OF SCHEDULE		TEAM RPI		ADJ RPI		CONF. RPI		ADJ CONF. RPI		
DIV. I ONLY			18-24-0		.42857 177		1-9-0		112		126		151		.49166 148		17		17		
DIV. I NON-CONF.			14-12-0		.53846 118		0-0-0		82		97		84		.53154 86		16		16		
TOTALS		RPI 1-25		RPI 26-50		W-L RECORDS		RPI 51-100		RPI 101-150		RPI 150+									
18-24-0		0-2-0		1-2-0		OVERALL		4-11-0		3-1-0		10-8-0									
5-7-0		0-2-0		0-1-0		HOME		1-1-0		1-0-0		3-3-0									
1-10-0		0-0-0		0-0-0		AWAY		0-4-0		0-0-0		1-3-0									
12-7-0		0-0-0		1-1-0		NEUTRAL		3-3-0		2-1-0		6-2-0									
14-12-0		0-2-0		1-2-0		NON-CONFERENCE		4-5-0		3-1-0		6-2-0									
2-4-0		0-2-0		0-1-0		HOME		1-1-0		1-0-0		0-0-0									
0-1-0		0-0-0		0-0-		AWAY		0-1-0		0-0-0		0-0-0									
12-7-0		0-0-0		1-1-0		NEUTRAL		3-3-0		2-1-0		6-2-0									
4-12-0		0-0-0		0-0-0		CONFERENCE		0-6-0		0-0-0		4-6-0									
3-3-0		0-0-0		0-0-0		HOME		0-0-0		0-0-0		3-3-0									
1-9-0		0-0-0		0-0-0		AWAY		0-6-0		0-0-0		1-3-0									
0-0-0		0-0-0		0-0-0		NEUTRAL		0-0-0		0-0-0		0-0-0									
RPI	S	Opponent		Score		RPI	S	Opponent		Score		RPI	S	Opponent		Score					
24	H	Tulsa		1	5	26	H	Baylor		2	5	55	N	Texas Tech		0	2				
24	H	Tulsa		1	5	26	N	Baylor		0	3	59	A	San Jose St.		0	4				
						48	N	South Carolina		9	6	59	A	San Jose St.		4	5				
												59	A	San Jose St.		0	1				
												62	H	Creighton		1	3				
												62	H	Creighton		3	0				
												81	A	UCF		0	1				
												82	A	New Mexico St.		1	5				
												82	A	New Mexico St.		5	6				
												82	A	New Mexico St.		2	3				
												83	N	North Texas		3	4				
												92	N	IPFW		11	3				
												92	N	IPFW		1	3				
												93	N	Sam Houston St.		2	1				
												96	N	Stetson		1	0				
LAST 10 GAMES																					
59 A San Jose St.						0	4	180 H Texas St.						0	5						
59 A San Jose St.						4	5	82 A New Mexico St.						5	6						
59 A San Jose St.						0	1	82 A New Mexico St.						2	3						
180 H Texas St.						1	0	82 A New Mexico St.						1	5						
180 H Texas St.						0	2	169 A Louisiana Tech						3	9						

Non-Div. I Games:

Texas-Arlington

[illegible]

Non-Div. I Games:

Portland St.

Average RPI Win:		159	WON-LOST	WINNING	LAST 10	STRENGTH OF		OPP. STRENGTH	TEAM	ADJ	CONF.	ADJ CONF.
Average RPI Loss:		103	RECORD	PCT. RANK	GAMES	SCHEDULE		OF SCHEDULE	RPI	RPI	RPI	RPI
DIV. I ONLY		19-25-0	.43182	175	7-3-0	113		114	149	.48821	151	13
DIV. I NON-CONF.		9-16-0	.36	208	1-1-0	104		90	175	.47658	173	13
TOTALS		RPI 1-25	RPI 26-50		W-L RECORDS		RPI 51-100		RPI 101-150		RPI 150+	
19-25-0		0-2-0	0-5-0		OVERALL		1-7-0		8-5-0		10-6-0	
14-9-0		0-0-0	0-0-0		HOME		1-4-0		8-3-0		5-2-0	
5-10-0		0-1-0	0-0-0		AWAY		0-2-0		0-2-0		5-3-0	
0-6-0		0-0-0	0-5-0		NEUTRAL		0-1-0		0-0-0		0-0-0	
9-16-0		0-2-0	0-5-0		NON-CONFERENCE		0-3-0		4-4-0		5-2-0	
7-3-0		0-0-0	0-0-0		HOME		0-0-0		4-2-0		3-1-0	
2-7-0		0-2-0	0-0-		AWAY		0-2-0		0-2-0		2-1-0	
0-6-0		0-0-0	0-5-0		NEUTRAL		0-1-0		0-0-0		0-0-0	
10-9-0		0-0-0	0-0-0		CONFERENCE		1-4-0		4-1-0		5-4-0	
7-6-0		0-0-0	0-0-0		HOME		1-4-0		4-1-0		2-1-0	
3-3-0		0-0-0	0-0-0		AWAY		0-0-0		0-0-0		3-3-0	
0-0-0		0-0-0	0-0-0		NEUTRAL		0-0-0		0-0-0		0-0-0	
RPI S	Opponent	Score	RPI S	Opponent	Score	RPI S	Opponent	Score	RPI S	Opponent	Score	
15 A	Missouri	1 3	32 N	Virginia Tech	2 10	62 H	Creighton	4 6	102 H	Southern Ill.	8 7	
15 A	Missouri	3 4	32 N	Virginia Tech	2 3	62 H	Creighton	0 2	102 H	Southern Ill.	4 2	
			50 N	Neb. Omaha	2 3	62 H	Creighton	5 2	118 H	Bradley	3 11	
			50 N	Neb. Omaha	1 9	67 N	North Florida	2 7	118 H	Bradley	8 3	
			50 N	Neb. Omaha	5 6	85 H	Drake	2 3	118 H	Bradley	6 5	
						85 H	Drake	1 2	127 A	Troy	3 5	
						88 A	UT Martin	7 9	127 A	Troy	0 5	
						88 A	UT Martin	4 12	128 H	Bowling Green	3 2	
									128 H	Bowling Green	6 7	
									130 H	Murray St.	3 0	
									130 H	Murray St.	8 2	
									130 H	Murray St.	3 1	
									130 H	Murray St.	3 6	
									160 H	UNI	4 3	
									160 H	UNI	7 5	
									160 H	UNI	3 4	
									174 A	Wichita St.	6 10	
									174 A	Wichita St.	2 0	
									174 A	Wichita St.	3 4	
									189 A	Missouri St.	3 1	
									189 A	Missouri St.	6 3	
									189 A	Missouri St.	1 4	
									222 A	Jackson St.	5 0	
									225 H	Middle Tenn.	2 5	
									225 H	Middle Tenn.	7 0	
									230 A	Southeast Mo. St.	1 0	
									230 A	Southeast Mo. St.	2 3	
LAST 10 GAMES			189 A	Missouri St.	6 3	118 H	Bradley	3 11	222 A	Jackson St.	5 0	
			189 A	Missouri St.	1 4	118 H	Bradley	8 3	225 H	Middle Tenn.	2 5	
			189 A	Missouri St.	3 1	118 H	Bradley	6 5	225 H	Middle Tenn.	7 0	
			102 H	Southern Ill.	4 2	225 H	Middle Tenn.	7 0	230 A	Southeast Mo. St.	1 0	
			102 H	Southern Ill.	8 7	225 H	Middle Tenn.	2 5	230 A	Southeast Mo. St.	2 3	

Non-Div. I Games:

Evansville

RPI	S	Opponent	Score	
230	H	Southeast Mo. St.	9	2
230	H	Southeast Mo. St.	8	0

Evansville

E
v
a
n
s
v
i
l
l
e

E
v
a
n
s
v
i
l
l
e

UMKC

Average RPI Win: 202		WON-LOST	WINNING	LAST 10	STRENGTH OF	OPP. STRENGTH	TEAM	ADJ	CONF.	ADJ CONF.		
Average RPI Loss: 82		RECORD	PCT. RANK	GAMES	SCHEDULE	OF SCHEDULE	RPI	RPI	RPI	RPI		
DIV. I ONLY		16-17-0	.48485	147	5-5-0	170	143	153	.48784	152	18	19
DIV. I NON-CONF.		11-14-0	.44	173	0-2-0	235	111	205	.46169	199	21	21
<hr/>												
TOTALS		RPI 1-25		RPI 26-50		W-L RECORDS		RPI 51-100		RPI 101-150		RPI 150+
16-17-0		0-0-0		1-4-0		OVERALL		0-8-0		0-4-0		15-1-0
4-3-0		0-0-0		1-2-0		HOME		0-0-0		0-0-0		3-1-0
6-7-0		0-0-0		0-2-0		AWAY		0-4-0		0-1-0		6-0-0
6-7-0		0-0-0		0-0-0		NEUTRAL		0-4-0		0-3-0		6-0-0
11-14-0		0-0-0		0-2-0		NON-CONFERENCE		0-8-0		0-4-0		11-0-0
1-0-0		0-0-0		0-0-0		HOME		0-0-0		0-0-0		1-0-0
4-7-0		0-0-0		0-0-		AWAY		0-4-0		0-1-0		4-0-0
6-7-0		0-0-0		0-0-0		NEUTRAL		0-4-0		0-3-0		6-0-0
5-3-0		0-0-0		1-2-0		CONFERENCE		0-0-0		0-0-0		4-1-0
3-3-0		0-0-0		1-2-0		HOME		0-0-0		0-0-0		2-1-0
2-0-0		0-0-0		0-0-0		AWAY		0-0-0		0-0-0		2-0-0
0-0-0		0-0-0		0-0-0		NEUTRAL		0-0-0		0-0-0		0-0-0
RPI	S	Opponent	Score	RPI	S	Opponent	Score	RPI	S	Opponent	Score	
29	A	Arkansas	1 9	55	A	Texas Tech	8 16	125	A	Saint Louis	1 3	
39	A	USC Upstate	1 7	55	A	Texas Tech	0 8	127	N	Troy	11 16	
50	H	Neb. Omaha	1 2	55	A	Texas Tech	1 9	143	N	Penn St.	2 10	
50	H	Neb. Omaha	3 0	55	N	Texas Tech	2 14	148	N	Texas-Arlington	1 9	
50	H	Neb. Omaha	1 2	55	N	Texas Tech	3 11	171	N	Nicholls St.	16 3	
				56	N	SIU Edwardsville	2 4	174	A	Wichita St.	7 0	
				82	A	New Mexico St.	1 10	174	A	Wichita St.	4 2	
				97	N	Colorado St.	16 17	176	H	Western Ill.	7 5	
								176	H	Western Ill.	1 2	
								176	H	Western Ill.	9 0	
								189	A	Missouri St.	2 1	
								189	A	Missouri St.	7 2	
								207	N	Western Caro.	6 2	
								212	N	Belmont	4 3	
								228	A	IUPUI	4 3	
								228	A	IUPUI	5 4	
								235	N	Indiana St.	5 3	
								266	H	Maine	9 3	
								274	N	Detroit	6 1	
								279	N	N.C. Central	8 0	
LAST 10 GAMES												
228	A	IUPUI	5 4	50	H	Neb. Omaha	3 0					
228	A	IUPUI	4 3	50	H	Neb. Omaha	1 2					
176	H	Western Ill.	9 0	50	H	Neb. Omaha	1 2					
176	H	Western Ill.	1 2	125	A	Saint Louis	1 3					
176	H	Western Ill.	7 5	29	A	Arkansas	1 9					

Non-Div. I Games:

UMKC

Average RPI Win:	234	WON-LOST RECORD	WINNING PCT. RANK	LAST 10 GAMES	STRENGTH OF SCHEDULE	OPP. STRENGTH OF SCHEDULE	TEAM RPI	ADJ RPI	CONF. RPI	ADJ CONF. RPI		
DIV. I ONLY		29-14-1	.67045	53	9-1-0	250	254	141	.48771	153	28	28
DIV. I NON-CONF.		16-11-1	.58929	88	2-0-0	220	259	152	.48163	168	28	28
<hr/>												
TOTALS	RPI 1-25	RPI 26-50		W-L RECORDS		RPI 51-100		RPI 101-150		RPI 150+		
29-14-1	0-0-0	0-2-0		OVERALL		2-2-0		0-3-0		27-7-1		
15-4-0	0-0-0	0-2-0		HOME		0-0-0		0-0-0		15-2-0		
7-3-1	0-0-0	0-0-0		AWAY		2-0-0		0-2-0		5-1-1		
7-7-0	0-0-0	0-0-0		NEUTRAL		0-2-0		0-1-0		7-4-0		
16-11-1	0-0-0	0-2-0		NON-CONFERENCE		2-2-0		0-3-0		14-4-1		
5-2-0	0-0-0	0-2-0		HOME		0-0-0		0-0-0		5-0-0		
4-2-1	0-0-0	0-0-		AWAY		2-0-0		0-2-0		2-0-1		
7-7-0	0-0-0	0-0-0		NEUTRAL		0-2-0		0-1-0		7-4-0		
13-3-0	0-0-0	0-0-0		CONFERENCE		0-0-0		0-0-0		13-3-0		
10-2-0	0-0-0	0-0-0		HOME		0-0-0		0-0-0		10-2-0		
3-1-0	0-0-0	0-0-0		AWAY		0-0-0		0-0-0		3-1-0		
0-0-0	0-0-0	0-0-0		NEUTRAL		0-0-0		0-0-0		0-0-0		
RPI	S	Opponent	Score	RPI	S	Opponent	Score	RPI	S	Opponent	Score	
31	H	Hofstra	2 5	72	N	Eastern Ill.	3 4	105	N	Robert Morris	2 4	
31	H	Hofstra	0 5	72	N	Eastern Ill.	2 8	123	A	Penn	0 2	
				91	A	Fordham	7 1	123	A	Penn	7 8	
				91	A	Fordham	6 1	163	A	Towson	4 4	
								165	A	Princeton	9 2	
								165	A	Princeton	1 0	
								184	H	Army	2 0	
								184	H	Army	6 5	
								184	H	Army	4 5	
								184	H	Army	3 2	
								191	N	Akron	4 0	
								204	N	Butler	0 2	
								249	N	Columbia	1 3	
								249	N	Columbia	3 2	
								249	N	Columbia	5 4	
								250	A	Bucknell	1 2	
								250	A	Bucknell	5 2	
								250	A	Bucknell	3 1	
								250	A	Bucknell	6 1	
								255	N	North Dakota	3 5	
								255	N	North Dakota	7 0	
				LAST 10 GAMES				256	H	Holy Cross	4 0	
				256	H	Holy Cross	8 0	256	H	Holy Cross	8 0	
				256	H	Holy Cross	4 0	256	H	Holy Cross	5 0	
				256	H	Holy Cross	5 0	256	H	Holy Cross	4 2	
				256	H	Holy Cross	4 2	260	N	Iona	5 8	
				165	A	Princeton	9 2	260	N	Iona	6 2	

Non-Div. I Games:

Lehigh

RPI	S	Opponent	Score	
265	H	Niagara	4	3
265	H	Niagara	3	1
265	H	Niagara	6	3
265	H	Niagara	10	8
272	N	Wagner	7	0
277	H	Rider	6	3
280	H	Lafayette	5	0
280	H	Lafayette	6	1
280	H	Lafayette	1	2
280	H	Lafayette	9	1
287	N	Saint Peter's	13	2

L
e
h
i
g
h

L
e
h
i
g
h

Lehigh

Average RPI Win:	203	WON-LOST RECORD	WINNING PCT. RANK	LAST 10 GAMES		STRENGTH OF SCHEDULE	OPP. STRENGTH OF SCHEDULE	TEAM RPI	ADJ RPI	CONF. RPI	ADJ CONF. RPI	
DIV. I ONLY		25-22-0	.53191	124	4-6-0	220	180	159	.48751	154	16	16
DIV. I NON-CONF.		15-12-0	.55556	104	1-0-0	240	195	166	.48697	156	17	18
<hr/>												
TOTALS	RPI 1-25		RPI 26-50		W-L RECORDS		RPI 51-100		RPI 101-150		RPI 150+	
25-22-0	0-2-0		1-2-0		OVERALL		3-8-0		1-3-0		20-7-0	
10-6-0	0-1-0		0-0-0		HOME		1-2-0		0-2-0		9-1-0	
7-11-0	0-1-0		1-1-0		AWAY		1-4-0		0-0-0		5-5-0	
8-5-0	0-0-0		0-1-0		NEUTRAL		1-2-0		1-1-0		6-1-0	
15-12-0	0-2-0		1-2-0		NON-CONFERENCE		1-4-0		1-1-0		12-3-0	
3-2-0	0-1-0		0-0-0		HOME		0-1-0		0-0-0		3-0-0	
4-5-0	0-1-0		1-0-		AWAY		0-1-0		0-0-0		3-2-0	
8-5-0	0-0-0		0-1-0		NEUTRAL		1-2-0		1-1-0		6-1-0	
10-10-0	0-0-0		0-0-0		CONFERENCE		2-4-0		0-2-0		8-4-0	
7-4-0	0-0-0		0-0-0		HOME		1-1-0		0-2-0		6-1-0	
3-6-0	0-0-0		0-0-0		AWAY		1-3-0		0-0-0		2-3-0	
0-0-0	0-0-0		0-0-0		NEUTRAL		0-0-0		0-0-0		0-0-0	
<hr/>												
RPI S	Opponent	Score	RPI S	Opponent	Score	RPI S	Opponent	Score	RPI S	Opponent	Score	
5 A	Alabama	3 11	29 A	Arkansas	5 4	56 A	SIU Edwardsville	3 2	125 N	Saint Louis	2 5	
25 H	Mississippi St.	2 7	29 A	Arkansas	2 3	56 A	SIU Edwardsville	0 10	128 N	Bowling Green	12 7	
			32 N	Virginia Tech	1 5	60 A	Georgia St.	3 11	130 H	Murray St.	6 7	
						72 A	Eastern Ill.	2 3	130 H	Murray St.	5 6	
						72 A	Eastern Ill.	0 10	160 N	UNI	9 1	
						79 H	Georgia Tech	7 9	169 N	Louisiana Tech	11 1	
						88 H	UT Martin	7 6	171 N	Nicholls St.	2 4	
						88 H	UT Martin	6 7	172 A	Samford	7 6	
						93 N	Sam Houston St.	4 5	186 A	Southern Miss.	6 7	
						93 N	Sam Houston St.	3 5	186 A	Southern Miss.	2 6	
						93 N	Sam Houston St.	6 5	198 H	Austin Peay	2 4	
									198 H	Austin Peay	6 0	
									208 A	Morehead St.	4 12	
									208 A	Morehead St.	1 7	
									208 A	Morehead St.	7 6	
									212 A	Belmont	3 2	
									212 A	Belmont	5 7	
									230 H	Southeast Mo. St.	13 5	
									230 H	Southeast Mo. St.	4 2	
									231 H	Tennessee St.	5 0	
									231 H	Tennessee St.	8 0	
									231 H	Tennessee St.	5 1	
									239 N	Wright St.	4 3	
									239 N	Wright St.	4 3	
									248 N	Youngstown St.	8 3	
									262 H	Alabama St.	4 3	
									262 H	Alabama St.	4 3	
									281 N	Southern U.	7 0	

Non-Div. I Games:

Jacksonville St.

RPI	S	Opponent	Score	
285	A	Alabama A&M	7	1
285	A	Alabama A&M	9	1
285	H	Alabama A&M	9	1
285	H	Alabama A&M	12	0

Jacksonville St.

J
a
c
k
s
o
n
v
i
l
l
e
s
t
.

J
a
c
k
s
o
n
v
i
l
l
e
s
t
.

Average RPI Win: 180		WON-LOST RECORD	WINNING PCT. RANK	LAST 10 GAMES	STRENGTH OF SCHEDULE	OPP. STRENGTH OF SCHEDULE	TEAM RPI	ADJ RPI	CONF. RPI	ADJ CONF. RPI	
Average RPI Loss: 91											
DIV. I ONLY		23-29-0	.44231 171	2-8-0	111	134	147	.48731 155	7	9	
DIV. I NON-CONF.		12-15-0	.44444 169	1-0-0	158	212	176	.47353 179	11	11	
<hr/>											
TOTALS		RPI 1-25	RPI 26-50		W-L RECORDS		RPI 51-100		RPI 101-150		RPI 150+
23-29-0		0-0-0	1-2-0		OVERALL		6-22-0		1-1-0		15-4-0
15-14-0		0-0-0	1-2-0		HOME		2-9-0		1-1-0		11-2-0
7-10-0		0-0-0	0-0-0		AWAY		4-10-0		0-0-0		3-0-0
1-5-0		0-0-0	0-0-0		NEUTRAL		0-3-0		0-0-0		1-2-0
12-15-0		0-0-0	0-0-0		NON-CONFERENCE		3-10-0		1-1-0		8-4-0
9-6-0		0-0-0	0-0-0		HOME		1-3-0		1-1-0		7-2-0
2-4-0		0-0-0	0-0-		AWAY		2-4-0		0-0-0		0-0-0
1-5-0		0-0-0	0-0-0		NEUTRAL		0-3-0		0-0-0		1-2-0
11-14-0		0-0-0	1-2-0		CONFERENCE		3-12-0		0-0-0		7-0-0
6-8-0		0-0-0	1-2-0		HOME		1-6-0		0-0-0		4-0-0
5-6-0		0-0-0	0-0-0		AWAY		2-6-0		0-0-0		3-0-0
0-0-0		0-0-0	0-0-0		NEUTRAL		0-0-0		0-0-0		0-0-0
RPI S	Opponent	Score	RPI S	Opponent	Score	RPI S	Opponent	Score	RPI S	Opponent	Score
			46 H	FGCU	5 12	51 H	Lipscomb	0 8	112 H	Chattanooga	2 8
			46 H	FGCU	7 15	51 H	Lipscomb	1 3	112 H	Chattanooga	3 2
			46 H	FGCU	7 6	51 H	Lipscomb	6 10	188 N	Tennessee Tech	1 3
						53 A	Kennesaw St.	0 3	215 H	East Tenn. St.	7 1
						53 A	Kennesaw St.	1 2	215 H	East Tenn. St.	8 7
						53 H	Kennesaw St.	4 2	215 H	East Tenn. St.	5 3
						56 N	SIU Edwardsville	7 8	218 N	Hartford	9 1
						60 H	Georgia St.	6 9	226 A	Northern Ky.	7 2
						60 H	Georgia St.	0 5	226 A	Northern Ky.	15 5
						67 A	North Florida	4 5	226 A	Northern Ky.	3 1
						67 A	North Florida	4 5	226 H	Northern Ky.	13 5
						67 A	North Florida	3 12	228 H	IUPUI	3 1
						68 A	Central Ark.	0 10	228 H	IUPUI	4 10
						68 H	Central Ark.	5 8	228 H	IUPUI	7 5
						69 H	Jacksonville	0 8	244 H	Florida A&M	9 1
						69 H	Jacksonville	1 11	244 H	Florida A&M	4 7
						69 H	Jacksonville	0 6	245 H	Savannah St.	11 4
						75 A	FIU	4 3	245 N	Savannah St.	2 6
						75 A	FIU	0 7	262 H	Alabama St.	9 0
						79 A	Georgia Tech	10 9	262 H	Alabama St.	3 2
									262 H	Alabama St.	14 7
			LAST 10 GAMES								
			51 H	Lipscomb	1 3						
			51 H	Lipscomb	0 8						
			51 H	Lipscomb	6 10						
			67 A	North Florida	4 5						
			67 A	North Florida	4 5						

Non-Div. I Games:

Mercer

RPI	S	Opponent	Score	
79	H	Georgia Tech	9	1
88	N	UT Martin	10	11
94	N	Eastern Ky.	1	2
96	A	Stetson	4	8
96	A	Stetson	8	4
96	A	Stetson	12	4
98	A	Ga. Southern	0	4
98	A	Ga. Southern	6	7
67	A	North Florida	3	12
79	H	Georgia Tech	9	1
46	H	FGCU	7	15
46	H	FGCU	7	6
46	H	FGCU	5	12

M
e
r
c
e
r

M
e
r
c
e
r

L
o
y
o
l
a
M
a
r
y
m
o
u
n
t

Loyola Marymount

RPI	S	Opponent	Score	
246	H	Bethune-Cookman	7	1
246	H	Bethune-Cookman	5	4
253	N	Toledo	1	3
264	A	Santa Clara	3	4
264	A	Santa Clara	2	1
264	A	Santa Clara	5	3
264	A	Santa Clara	2	3
266	N	Maine	11	2
267	N	Weber St.	6	0

Loyola Marymount

L
o
y
o
l
a
M
a
r
y
m
o
u
n
t

L
o
y
o
l
a
M
a
r
y
m
o
u
n
t

Average RPI Win: 229		WON-LOST RECORD		WINNING PCT. RANK		LAST 10 GAMES		STRENGTH OF SCHEDULE		OPP. STRENGTH OF SCHEDULE		TEAM RPI		ADJ RPI		CONF. RPI		ADJ CONF. RPI				
DIV. I ONLY		25-19-0		.56818 102		6-4-0		225		221		155		.48511 157		25		26				
DIV. I NON-CONF.		18-14-0		.5625 101		3-1-0		171		213		134		.50277 137		26		26				
TOTALS		RPI 1-25		RPI 26-50		W-L RECORDS		RPI 51-100		RPI 101-150		RPI 150+										
25-19-0		0-2-0		0-1-0		OVERALL		1-7-0		2-4-0		22-5-0										
11-0-0		0-0-0		0-0-0		HOME		0-0-0		0-0-0		11-0-0										
7-9-0		0-0-0		0-1-0		AWAY		1-2-0		2-4-0		4-1-0										
7-10-0		0-2-0		0-0-0		NEUTRAL		0-4-0		0-0-0		7-4-0										
18-14-0		0-2-0		0-1-0		NON-CONFERENCE		1-7-0		1-2-0		16-2-0										
8-0-0		0-0-0		0-0-0		HOME		0-0-0		0-0-0		8-0-0										
4-6-0		0-0-0		0-0-		AWAY		1-3-0		1-2-0		2-0-0										
6-8-0		0-2-0		0-0-0		NEUTRAL		0-4-0		0-0-0		6-2-0										
7-5-0		0-0-0		0-0-0		CONFERENCE		0-0-0		1-2-0		6-3-0										
3-0-0		0-0-0		0-0-0		HOME		0-0-0		0-0-0		3-0-0										
3-3-0		0-0-0		0-0-0		AWAY		0-0-0		1-2-0		2-1-0										
1-2-0		0-0-0		0-0-0		NEUTRAL		0-0-0		0-0-0		1-2-0										
RPI	S	Opponent		Score		RPI	S	Opponent		Score		RPI	S	Opponent		Score						
11	N	Louisville		0	5	40	A	North Carolina St.		2	16	54	N	Ohio St.		4	11	111	A	Rutgers	1	7
11	N	Louisville		0	8							57	N	Ball St.		2	5	111	A	Rutgers	3	1
												63	N	Kansas		1	7	131	A	Albany (NY)	4	3
												63	N	Kansas		0	12	131	A	Albany (NY)	1	2
												69	A	Jacksonville		1	9	131	A	Albany (NY)	0	4
												69	A	Jacksonville		1	6	133	A	Fla. Atlantic	0	5
												77	A	Longwood		0	3	158	N	La.-Monroe	0	1
												77	A	Longwood		3	2	161	A	Providence	3	1
																		187	H	Fairfield	2	1
																		192	A	LIU Brooklyn	8	7
																		216	N	Eastern Mich.	4	5
																		217	H	Quinnipiac	5	4
																		217	H	Quinnipiac	6	0
																		218	N	Hartford	0	1
																		218	N	Hartford	2	0
																		218	N	Hartford	1	2
																		237	H	Sacred Heart	3	2
																		237	H	Sacred Heart	11	0
																		244	N	Florida A&M	6	1
																		246	N	Bethune-Cookman	2	1
																		250	N	Bucknell	4	3
																		250	N	Bucknell	13	2
																		258	H	Manhattan	4	2
																		266	A	Maine	4	2
																		266	A	Maine	0	2
																		266	A	Maine	3	2
																		271	H	Yale	4	1

RPI	S	Opponent	Score	
271	H	Yale	7	1
278	N	N.C. A&T	8	7
280	N	Lafayette	12	1
283	H	UMBC	8	1
283	H	UMBC	8	0
283	H	UMBC	8	0

Stony Brook

S
t
o
n
y
B
r
o
o
k

S
t
o
n
y
B
r
o
o
k

Average RPI Win:		176	WON-LOST RECORD		WINNING PCT. RANK		LAST 10 GAMES		STRENGTH OF SCHEDULE		OPP. STRENGTH OF SCHEDULE		TEAM RPI		ADJ RPI		CONF. RPI		ADJ CONF. RPI										
Average RPI Loss:		83																											
DIV. I ONLY			17-27-0		.38636	208	1-9-0		118		80		162		.48455	158	6		6										
DIV. I NON-CONF.			14-13-0		.51852	131	1-1-0		152		133		128		.50826	128	6		6										
TOTALS		RPI 1-25		RPI 26-50		W-L RECORDS		RPI 51-100		RPI 101-150		RPI 150+																	
17-27-0		0-5-0		1-4-0		OVERALL		1-7-0		5-8-0		10-3-0																	
8-7-0		0-3-0		0-0-0		HOME		0-3-0		2-1-0		6-0-0																	
2-12-0		0-0-0		1-4-0		AWAY		0-3-0		1-5-0		0-0-0																	
7-8-0		0-2-0		0-0-0		NEUTRAL		1-1-0		2-2-0		4-3-0																	
14-13-0		0-2-0		1-1-0		NON-CONFERENCE		1-4-0		4-3-0		8-3-0																	
6-1-0		0-0-0		0-0-0		HOME		0-0-0		2-1-0		4-0-0																	
1-4-0		0-0-0		1-0-		AWAY		0-3-0		0-0-0		0-0-0																	
7-8-0		0-2-0		0-0-0		NEUTRAL		1-1-0		2-2-0		4-3-0																	
3-14-0		0-3-0		0-3-0		CONFERENCE		0-3-0		1-5-0		2-0-0																	
2-6-0		0-3-0		0-0-0		HOME		0-3-0		0-0-0		2-0-0																	
1-8-0		0-0-0		0-3-0		AWAY		0-0-0		1-5-0		0-0-0																	
0-0-0		0-0-0		0-0-0		NEUTRAL		0-0-0		0-0-0		0-0-0																	
RPI	S	Opponent		Score		RPI	S	Opponent		Score		RPI	S	Opponent		Score													
4	N	Oregon		0	4	29	A	Arkansas		7	6	63	N	Kansas		0	6	122	H	UC Santa Barbara		1	6						
16	H	South Ala.		0	14	29	A	Arkansas		3	14	65	A	Ole Miss		0	8	125	N	Saint Louis		2	1						
16	H	South Ala.		0	8	30	A	Western Ky.		0	16	75	H	FIU		3	11	127	A	Troy		7	4						
16	H	South Ala.		1	11	30	A	Western Ky.		3	8	75	H	FIU		2	5	127	A	Troy		0	12						
21	N	UCLA		1	9	30	A	Western Ky.		3	11	75	H	FIU		2	7	127	A	Troy		6	8						
												76	A	McNeese St.		0	1	130	N	Murray St.		1	4						
												80	A	Northwestern St.		2	4	130	N	Murray St.		2	10						
												100	N	Michigan St.		6	1	133	A	Fla. Atlantic		5	6						
																		133	A	Fla. Atlantic		0	3						
																		133	A	Fla. Atlantic		0	8						
																		135	N	BYU		6	5						
																		136	H	Lamar		6	3						
																		136	H	Lamar		5	1						
																		157	N	Stony Brook		1	0						
																		167	N	Ohio		6	15						
																		169	N	Louisiana Tech		2	11						
																		169	N	Louisiana Tech		9	10						
																		174	H	Wichita St.		3	1						
																		181	H	Memphis		1	0						
																		202	N	Seattle		1	0						
																		225	H	Middle Tenn.		2	1						
																		225	H	Middle Tenn.		7	6						
																		230	H	Southeast Mo. St.		5	1						
																		244	N	Florida A&M		8	6						
																		276	N	Alcorn		8	0						
																		286	H	Grambling		8	0						

Average RPI Win:	159	WON-LOST	WINNING	LAST 10	STRENGTH OF	OPP. STRENGTH	TEAM	ADJ	CONF.	ADJ CONF.	
Average RPI Loss:	104	RECORD	PCT. RANK	GAMES	SCHEDULE	OF SCHEDULE	RPI	RPI	RPI	RPI	
DIV. I ONLY	17-26-0	.39535	203	6-4-0	109	130	164	.48434	159	19	18
DIV. I NON-CONF.	10-19-0	.34483	221	0-1-0	76	135	171	.48343	166	19	19
<hr/>											
TOTALS	RPI 1-25	RPI 26-50		W-L RECORDS		RPI 51-100		RPI 101-150		RPI 150+	
17-26-0	0-0-0	1-6-0		OVERALL		3-6-0		4-7-0		9-7-0	
3-3-0	0-0-0	0-0-0		HOME		0-0-0		0-2-0		3-1-0	
9-13-0	0-0-0	0-4-0		AWAY		1-4-0		4-2-0		4-3-0	
5-10-0	0-0-0	1-2-0		NEUTRAL		2-2-0		0-3-0		2-3-0	
<hr/>											
10-19-0	0-0-0	1-6-0		NON-CONFERENCE		3-4-0		2-5-0		4-4-0	
0-0-0	0-0-0	0-0-0		HOME		0-0-0		0-0-0		0-0-0	
5-9-0	0-0-0	0-0-		AWAY		1-2-0		2-2-0		2-1-0	
5-10-0	0-0-0	1-2-0		NEUTRAL		2-2-0		0-3-0		2-3-0	
<hr/>											
7-7-0	0-0-0	0-0-0		CONFERENCE		0-2-0		2-2-0		5-3-0	
3-3-0	0-0-0	0-0-0		HOME		0-0-0		0-2-0		3-1-0	
4-4-0	0-0-0	0-0-0		AWAY		0-2-0		2-0-0		2-2-0	
0-0-0	0-0-0	0-0-0		NEUTRAL		0-0-0		0-0-0		0-0-0	
<hr/>											
RPI	S	Opponent	Score	RPI	S	Opponent	Score	RPI	S	Opponent	Score
				26	A	Baylor	1 4	57	A	Ball St.	2 9
				26	A	Baylor	0 1	57	A	Ball St.	3 5
				44	A	Illinois St.	3 7	58	N	North Dakota St.	7 9
				44	N	Illinois St.	3 1	67	N	North Florida	4 2
				47	A	Northwestern	9 11	89	N	Nevada	3 8
				49	N	Notre Dame	0 2	93	A	Sam Houston St.	5 3
				49	N	Notre Dame	2 3	93	N	Sam Houston St.	4 0
								100	A	Cal Poly	5 6
								100	A	Cal Poly	3 6

Average RPI Win:		202	WON-LOST		WINNING		LAST 10		STRENGTH OF		OPP. STRENGTH		TEAM		ADJ		CONF.		ADJ CONF.				
Average RPI Loss:		84	RECORD		PCT. RANK		GAMES		SCHEDULE		OF SCHEDULE		RPI		RPI		RPI		RPI				
DIV. I ONLY			19-21-0		.475	151	6-3-0		184		113		161		.48345		160	13		13			
DIV. I NON-CONF.			10-14-0		.41667	188	0-0-0		168		88		178		.4762		175	13		12			
TOTALS		RPI 1-25		RPI 26-50		W-L RECORDS		RPI 51-100		RPI 101-150		RPI 150+											
19-21-0		0-2-0		0-4-0		OVERALL		1-10-0		3-0-0		15-5-0											
9-3-0		0-1-0		0-0-0		HOME		1-2-0		2-0-0		6-0-0											
2-12-0		0-1-0		0-2-0		AWAY		0-6-0		0-0-0		2-3-0											
8-6-0		0-0-0		0-2-0		NEUTRAL		0-2-0		1-0-0		7-2-0											
10-14-0		0-2-0		0-4-0		NON-CONFERENCE		1-6-0		1-0-0		8-2-0											
2-2-0		0-1-0		0-0-0		HOME		1-1-0		0-0-0		1-0-0											
0-6-0		0-1-0		0-0-		AWAY		0-3-0		0-0-0		0-0-0											
8-6-0		0-0-0		0-2-0		NEUTRAL		0-2-0		1-0-0		7-2-0											
9-7-0		0-0-0		0-0-0		CONFERENCE		0-4-0		2-0-0		7-3-0											
7-1-0		0-0-0		0-0-0		HOME		0-1-0		2-0-0		5-0-0											
2-6-0		0-0-0		0-0-0		AWAY		0-3-0		0-0-0		2-3-0											
0-0-0		0-0-0		0-0-0		NEUTRAL		0-0-0		0-0-0		0-0-0											
RPI	S	Opponent		Score		RPI	S	Opponent		Score		RPI	S	Opponent		Score		RPI	S	Opponent		Score	
5	H	Alabama		1	8	29	A	Arkansas		0	8	57	N	Ball St.		3	9	102	H	Southern Ill.		2	1
13	A	Arizona St.		3	5	29	A	Arkansas		1	17	58	H	North Dakota St.		5	2	102	H	Southern Ill.		4	3
						34	N	Minnesota		0	5	62	A	Creighton		1	4	144	N	Ill.-Chicago		8	0
						34	N	Minnesota		1	3	62	A	Creighton		1	11	151	A	Evansville		5	7
												62	A	Creighton		2	4	151	A	Evansville		3	4
												66	A	Oklahoma St.		0	1	151	A	Evansville		4	3
												68	A	Central Ark.		3	4	154	N	Jacksonville St.		1	9
												68	A	Central Ark.		2	16	174	H	Wichita St.		3	2
												85	H	Drake		0	6	174	H	Wichita St.		7	1
												90	H	Illinois		0	8	189	A	Missouri St.		2	8
												100	N	Michigan St.		0	1	189	A	Missouri St.		4	3
																		229	H	Green Bay		8	2
																		235	H	Indiana St.		8	1
																		235	H	Indiana St.		9	4
																		235	H	Indiana St.		4	1
																		239	N	Wright St.		1	0
																		239	N	Wright St.		2	1
																		254	N	Cleveland St.		6	2
																		254	N	Cleveland St.		4	5
																		261	N	Ark.-Pine Bluff		6	0
																		264	N	Santa Clara		2	1
																		264	N	Santa Clara		9	1
																		286	N	Grambling		13	4
LAST 10 GAMES																							
235 H Indiana St.						8	1	151 A Evansville						3	4	286 N Grambling							
235 H Indiana St.						9	4	151 A Evansville						4	3								
235 H Indiana St.						4	1	151 A Evansville						5	7								
174 H Wichita St.						3	2	62 A Creighton						2	4								
174 H Wichita St.						7	1	62 A Creighton						1	4								

Providence

RPI	S	Opponent	Score	
269	H	Rhode Island	6	2
271	H	Yale	9	0

Providence

Average RPI Win:		180	WON-LOST RECORD		WINNING PCT. RANK		LAST 10 GAMES		STRENGTH OF SCHEDULE		OPP. STRENGTH OF SCHEDULE		TEAM RPI		ADJ RPI		CONF. RPI		ADJ CONF. RPI				
DIV. I ONLY			14-19-0		.42424 183		7-3-0		154		119		169		.48001 162		22		22				
DIV. I NON-CONF.			6-15-0		.28571 241		3-0-0		109		54		204		.46335 197		22		22				
TOTALS		RPI 1-25		RPI 26-50		W-L RECORDS		RPI 51-100		RPI 101-150		RPI 150+											
14-19-0		0-1-0		1-3-0		OVERALL		1-6-0		3-6-0		9-3-0											
8-3-0		0-0-0		0-0-0		HOME		1-1-0		1-0-0		6-2-0											
4-3-0		0-0-0		0-1-0		AWAY		0-0-0		1-2-0		3-0-0											
2-13-0		0-1-0		1-2-0		NEUTRAL		0-5-0		1-4-0		0-1-0											
6-15-0		0-1-0		1-3-0		NON-CONFERENCE		0-5-0		2-5-0		3-1-0											
3-0-0		0-0-0		0-0-0		HOME		0-0-0		1-0-0		2-0-0											
1-2-0		0-0-0		0-0-		AWAY		0-0-0		0-1-0		1-0-0											
2-13-0		0-1-0		1-2-0		NEUTRAL		0-5-0		1-4-0		0-1-0											
8-4-0		0-0-0		0-0-0		CONFERENCE		1-1-0		1-1-0		6-2-0											
5-3-0		0-0-0		0-0-0		HOME		1-1-0		0-0-0		4-2-0											
3-1-0		0-0-0		0-0-0		AWAY		0-0-0		1-1-0		2-0-0											
0-0-0		0-0-0		0-0-0		NEUTRAL		0-0-0		0-0-0		0-0-0											
RPI	S	Opponent		Score		RPI	S	Opponent		Score		RPI	S	Opponent		Score							
9	N	Michigan		2	13	41	A	South Fla.		1	12	59	N	San Jose St.		5	8	102	N	Southern Ill.		4	3
						44	N	Illinois St.		4	3	71	N	Long Beach St.		1	9	108	N	Central Mich.		2	6
						47	N	Northwestern		0	8	74	N	Pacific		0	9	114	N	Maryland		8	16
						48	N	South Carolina		4	13	81	N	UCF		2	8	117	N	UNLV		0	5
												91	H	Fordham		11	17	120	H	Connecticut		7	6
												91	H	Fordham		9	5	133	A	Fla. Atlantic		0	8
												97	N	Colorado St.		0	2	140	N	Indiana		1	5
																		147	A	Dayton		4	9
																		147	A	Dayton		14	12
																		166	N	Western Mich.		10	12
																		168	H	George Washington		0	8
																		168	H	George Washington		3	4
																		170	A	Charlotte		12	0
																		170	A	Charlotte		4	2
																		211	A	Boston College		7	4
																		211	H	Boston College		8	7
																		218	H	Hartford		8	0
																		251	H	La Salle		8	0
																		251	H	La Salle		5	0
																		268	H	St. Bonaventure		6	4
																		268	H	St. Bonaventure		12	4
LAST 10 GAMES																							
						168	H	George Washington		3	4	170	A	Charlotte		4	2						
						168	H	George Washington		0	8	211	A	Boston College		7	4						
						218	H	Hartford		8	0	251	H	La Salle		8	0						
						120	H	Connecticut		7	6	251	H	La Salle		5	0						
						170	A	Charlotte		12	0	91	H	Fordham		11	17						

Non-Div. I Games:

Massachusetts

Towson

Average RPI Win:	213	WON-LOST RECORD	WINNING PCT. RANK	LAST 10 GAMES	STRENGTH OF SCHEDULE	OPP. STRENGTH OF SCHEDULE	TEAM RPI	ADJ RPI	CONF. RPI	ADJ CONF. RPI	
Average RPI Loss:	115										
DIV. I ONLY		26-23-1	.53 126	10-0-0	193	212	154	.47993 163	12	12	
DIV. I NON-CONF.		18-15-1	.54412 116	2-0-0	258	254	199	.45878 201	12	13	
TOTALS	RPI 1-25	RPI 26-50		W-L RECORDS		RPI 51-100		RPI 101-150		RPI 150+	
26-23-1	0-0-0	0-4-0		OVERALL		2-7-0		1-6-0		23-6-1	
14-8-1	0-0-0	0-3-0		HOME		2-2-0		0-0-0		12-3-1	
6-9-0	0-0-0	0-0-0		AWAY		0-3-0		1-5-0		5-1-0	
6-6-0	0-0-0	0-1-0		NEUTRAL		0-2-0		0-1-0		6-2-0	
18-15-1	0-0-0	0-0-0		NON-CONFERENCE		0-3-0		1-6-0		17-6-1	
9-4-1	0-0-0	0-0-0		HOME		0-1-0		0-0-0		9-3-1	
3-6-0	0-0-0	0-0-		AWAY		0-0-0		1-5-0		2-1-0	
6-5-0	0-0-0	0-0-0		NEUTRAL		0-2-0		0-1-0		6-2-0	
8-8-0	0-0-0	0-4-0		CONFERENCE		2-4-0		0-0-0		6-0-0	
5-4-0	0-0-0	0-3-0		HOME		2-1-0		0-0-0		3-0-0	
3-3-0	0-0-0	0-0-0		AWAY		0-3-0		0-0-0		3-0-0	
0-1-0	0-0-0	0-1-0		NEUTRAL		0-0-0		0-0-0		0-0-0	
RPI S	Opponent	Score	RPI S	Opponent	Score	RPI S	Opponent	Score	RPI S	Opponent	Score
			37 H	James Madison	0 6	54 H	Ohio St.	6 8	104 A	UNC Greensboro	1 0
			37 H	James Madison	1 3	60 H	Georgia St.	2 1	107 A	Col. of Charleston	0 1
			37 H	James Madison	2 5	60 H	Georgia St.	2 5	115 A	East Carolina	2 10
			37 N	James Madison	1 11	60 H	Georgia St.	4 3	119 A	Furman	2 8
						67 N	North Florida	0 8	119 A	Furman	4 8
						73 N	Syracuse	0 7	120 N	Connecticut	2 6
						78 A	Delaware	3 5	133 A	Fla. Atlantic	0 13
						78 A	Delaware	3 6	153 H	Lehigh	4 4
						78 A	Delaware	2 4	159 N	Northern Ill.	3 0
									161 N	Providence	7 5
									164 H	Georgetown	2 3
									167 N	Ohio	7 5
									168 H	George Washington	10 0
									191 N	Akron	5 7
									213 H	Drexel	8 0
									213 H	Drexel	4 0
									213 H	Drexel	3 2
									214 A	Presbyterian	2 7
									214 A	Presbyterian	7 2
									215 N	East Tenn. St.	0 6
									224 A	UNC Wilmington	8 4
									224 A	UNC Wilmington	9 3
									224 A	UNC Wilmington	12 7
									227 H	Hampton	6 4
									227 H	Hampton	5 4
									249 H	Columbia	3 0
									254 N	Cleveland St.	7 2
LAST 10 GAMES											
			224 A	UNC Wilmington	8 4	213 H	Drexel	4 0	224 A	UNC Wilmington	12 7
			224 A	UNC Wilmington	9 3	213 H	Drexel	8 0	227 H	Hampton	6 4
			224 A	UNC Wilmington	12 7	283 A	UMBC	10 0	227 H	Hampton	5 4
			273 H	Delaware St.	2 1	60 H	Georgia St.	4 3	249 H	Columbia	3 0
			213 H	Drexel	3 2	60 H	Georgia St.	2 1	254 N	Cleveland St.	7 2

Non-Div. I Games:

Towson

RPI	S	Opponent	Score	
254	N	Cleveland St.	9	2
257	H	Mt. St. Mary's	0	10
260	H	Iona	5	4
263	H	Brown	1	2
263	H	Brown	9	1
273	H	Delaware St.	2	1
277	N	Rider	4	0
280	H	Lafayette	2	1
283	A	UMBC	10	0
289	H	Morgan St.	7	0

Towson

Average RPI Win: 158		WON-LOST RECORD		WINNING PCT. RANK		LAST 10 GAMES		STRENGTH OF SCHEDULE		OPP. STRENGTH OF SCHEDULE		TEAM RPI		ADJ RPI		CONF. RPI		ADJ CONF. RPI	
DIV. I ONLY		18-28-0		.3913 206		5-5-0		88		131		158		.47964 164		8		10	
DIV. I NON-CONF.		10-20-0		.33333 224		1-0-0		73		200		181		.46875 190		7		9	
TOTALS		RPI 1-25		RPI 26-50		W-L RECORDS		RPI 51-100		RPI 101-150		RPI 150+							
18-28-0		0-1-0		0-7-0		OVERALL		3-8-0		5-5-0		10-7-0							
8-4-0		0-0-0		0-2-0		HOME		2-1-0		3-0-0		3-1-0							
6-10-0		0-0-0		0-1-0		AWAY		1-3-0		2-3-0		3-2-0							
4-14-0		0-1-0		0-4-0		NEUTRAL		0-4-0		0-1-0		4-4-0							
10-20-0		0-1-0		0-5-0		NON-CONFERENCE		1-7-0		0-2-0		9-5-0							
3-1-0		0-0-0		0-0-0		HOME		0-0-0		0-0-0		3-1-0							
3-5-0		0-0-0		0-0-		AWAY		1-3-0		0-1-0		2-0-0							
4-14-0		0-1-0		0-4-0		NEUTRAL		0-4-0		0-1-0		4-4-0							
8-8-0		0-0-0		0-2-0		CONFERENCE		2-1-0		5-3-0		1-2-0							
5-3-0		0-0-0		0-2-0		HOME		2-1-0		3-0-0		0-0-0							
3-5-0		0-0-0		0-0-0		AWAY		0-0-0		2-3-0		1-2-0							
0-0-0		0-0-0		0-0-0		NEUTRAL		0-0-0		0-0-0		0-0-0							
RPI	S	Opponent		Score		RPI	S	Opponent		Score		RPI	S	Opponent		Score			
14	N	Kentucky		0 8		37	N	James Madison		2 8		63	N	Kansas		2 5			
						37	N	James Madison		1 10		63	N	Kansas		1 9			
						39	A	USC Upstate		1 8		70	N	Saint Joseph's		1 3			
						40	N	North Carolina St.		1 5		70	N	Saint Joseph's		1 3			
						44	N	Illinois St.		2 8		73	H	Syracuse		10 5			
						49	H	Notre Dame		2 8		73	H	Syracuse		5 9			
						49	H	Notre Dame		3 15		73	H	Syracuse		5 1			
												75	A	FIU		2 0			
												75	A	FIU		3 4			
												95	A	Coastal Caro.		0 3			
												95	A	Coastal Caro.		0 6			

Average RPI Win:	245	WON-LOST	WINNING	LAST 10	STRENGTH OF	OPP. STRENGTH	TEAM	ADJ	CONF.	ADJ CONF.					
Average RPI Loss:	147	RECORD	PCT. RANK	GAMES	SCHEDULE	OF SCHEDULE	RPI	RPI	RPI	RPI					
DIV. I ONLY	24-18-0	.57143	100	4-6-0	221	274	165	.47942	165	24	25				
DIV. I NON-CONF.	15-11-0	.57692	94	0-2-0	236	281	177	.47616	176	27	27				
<hr/>															
TOTALS	RPI 1-25	RPI 26-50		W-L RECORDS		RPI 51-100		RPI 101-150		RPI 150+					
24-18-0	0-0-0	0-2-0		OVERALL		0-2-0		2-4-0		22-10-0					
7-4-0	0-0-0	0-0-0		HOME		0-0-0		1-0-0		6-4-0					
9-12-0	0-0-0	0-2-0		AWAY		0-2-0		1-4-0		8-4-0					
8-2-0	0-0-0	0-0-0		NEUTRAL		0-0-0		0-0-0		8-2-0					
15-11-0	0-0-0	0-2-0		NON-CONFERENCE		0-2-0		1-1-0		14-6-0					
1-2-0	0-0-0	0-0-0		HOME		0-0-0		1-0-0		0-2-0					
6-7-0	0-0-0	0-0-		AWAY		0-2-0		0-1-0		6-2-0					
8-2-0	0-0-0	0-0-0		NEUTRAL		0-0-0		0-0-0		8-2-0					
9-7-0	0-0-0	0-0-0		CONFERENCE		0-0-0		1-3-0		8-4-0					
6-2-0	0-0-0	0-0-0		HOME		0-0-0		0-0-0		6-2-0					
3-5-0	0-0-0	0-0-0		AWAY		0-0-0		1-3-0		2-2-0					
0-0-0	0-0-0	0-0-0		NEUTRAL		0-0-0		0-0-0		0-0-0					
RPI	S	Opponent	Score	RPI	S	Opponent	Score	RPI	S	Opponent	Score				
				37	A	James Madison	0 1	67	A	North Florida	1 9				
				37	A	James Madison	0 2	67	A	North Florida	0 2				
										111	A Rutgers	0 4			
										123	A Penn	4 5			
										123	A Penn	2 9			
										123	A Penn	9 10			
										123	A Penn	5 3			
										134	H Villanova	4 1			
										153	H Lehigh	2 9			
										153	H Lehigh	0 1			
										164	A Georgetown	1 3			
										164	A Georgetown	6 7			
										168	A George Washington	7 3			
										173	N Seton Hall	3 4			
										200	A Harvard	3 11			
										200	A Harvard	4 1			
										205	A Dartmouth	9 7			
										205	A Dartmouth	1 4			
										227	N Hampton	6 5			
										227	N Hampton	4 5			
										249	H Columbia	3 0			
										249	H Columbia	3 2			
										249	H Columbia	2 1			
										249	H Columbia	2 3			
				LAST 10 GAMES											
				249	H	Columbia	3 2	153	H	Lehigh	0 1	257	N	Mt. St. Mary's	4 2
				249	H	Columbia	2 3	123	A	Penn	2 9	259	N	Colgate	8 5
				249	H	Columbia	3 0	123	A	Penn	4 5	259	N	Colgate	5 4
				249	H	Columbia	2 1	123	A	Penn	9 10	263	H	Brown	8 0
				153	H	Lehigh	2 9	123	A	Penn	5 3	263	H	Brown	5 0

Non-Div. I Games:

Princeton

RPI	S	Opponent	Score	
268	N	St. Bonaventure	10	2
271	H	Yale	2	3
271	H	Yale	6	1
273	N	Delaware St.	3	0
273	N	Delaware St.	8	3
280	N	Lafayette	7	0
282	A	Coppin St.	6	3
282	A	Coppin St.	7	2
282	A	Coppin St.	21	3
283	A	UMBC	11	3
283	A	UMBC	12	2

Princeton

P
r
i
n
c
e
t
o
n

P
r
i
n
c
e
t
o
n

Average RPI Win:	164	WON-LOST RECORD	WINNING PCT. RANK	LAST 10 GAMES	STRENGTH OF SCHEDULE	OPP. STRENGTH OF SCHEDULE	TEAM RPI	ADJ RPI	CONF. RPI	ADJ CONF. RPI					
DIV. I ONLY		13-25-0	.34211	227	3-7-0	80	86	166	.4791	166	19	18			
DIV. I NON-CONF.		9-17-0	.34615	216	0-1-0	63	53	151	.4906	152	19	19			
<hr/>															
TOTALS	RPI 1-25	RPI 26-50		W-L RECORDS		RPI 51-100		RPI 101-150		RPI 150+					
13-25-0	0-5-0	0-3-0		OVERALL		2-5-0		4-8-0		7-4-0					
2-2-0	0-0-0	0-0-0		HOME		0-0-0		0-2-0		2-0-0					
2-10-0	0-2-0	0-1-0		AWAY		0-3-0		0-2-0		2-2-0					
9-13-0	0-3-0	0-2-0		NEUTRAL		2-2-0		4-4-0		3-2-0					
9-17-0	0-5-0	0-3-0		NON-CONFERENCE		2-3-0		4-4-0		3-2-0					
0-0-0	0-0-0	0-0-0		HOME		0-0-0		0-0-0		0-0-0					
0-4-0	0-2-0	0-0-		AWAY		0-1-0		0-0-0		0-0-0					
9-13-0	0-3-0	0-2-0		NEUTRAL		2-2-0		4-4-0		3-2-0					
4-8-0	0-0-0	0-0-0		CONFERENCE		0-2-0		0-4-0		4-2-0					
2-2-0	0-0-0	0-0-0		HOME		0-0-0		0-2-0		2-0-0					
2-6-0	0-0-0	0-0-0		AWAY		0-2-0		0-2-0		2-2-0					
0-0-0	0-0-0	0-0-0		NEUTRAL		0-0-0		0-0-0		0-0-0					
RPI	S	Opponent	Score	RPI	S	Opponent	Score	RPI	S	Opponent	Score	RPI	S	Opponent	Score
4	N	Oregon	0 8	30	A	Western Ky.	2 5	57	A	Ball St.	0 13	106	A	Kent St.	1 2
9	A	Michigan	0 8	45	N	San Diego St.	1 5	57	A	Ball St.	4 10	106	A	Kent St.	2 8
13	A	Arizona St.	0 7	46	N	FGCU	1 7	60	N	Georgia St.	2 11	108	H	Central Mich.	4 8
14	N	Kentucky	4 8					70	N	Saint Joseph's	7 1	108	H	Central Mich.	0 5
14	N	Kentucky	1 12					90	A	Illinois	2 6	121	N	Pittsburgh	3 4
								91	N	Fordham	0 1	125	N	Saint Louis	3 4
								100	N	Cal Poly	3 2	137	N	Stephen F. Austin	3 1
												139	N	Loyola Chicago	8 6
												139	N	Loyola Chicago	3 6
												142	N	Cal St. Northridge	1 6
												143	N	Penn St.	9 8
												147	N	Dayton	7 6
												159	A	Northern Ill.	5 12
												159	A	Northern Ill.	7 6
												162	N	Massachusetts	12 10
												179	A	Miami (OH)	1 5
												179	A	Miami (OH)	15 2
												192	N	LIU Brooklyn	3 8
												193	N	Valparaiso	2 1
												216	H	Eastern Mich.	7 2
												216	H	Eastern Mich.	4 3
												252	N	South Dakota St.	0 1
												266	N	Maine	4 0
				LAST 10 GAMES											
				106	A	Kent St.	2 8	216	H	Eastern Mich.	7 2				
				106	A	Kent St.	1 2	9	A	Michigan	0 8				
				108	H	Central Mich.	4 8	57	A	Ball St.	4 10				
				108	H	Central Mich.	0 5	57	A	Ball St.	0 13				
				216	H	Eastern Mich.	4 3	179	A	Miami (OH)	15 2				

Non-Div. I Games:

Western Mich.

Average RPI Win:		201	WON-LOST RECORD		WINNING PCT. RANK		LAST 10 GAMES		STRENGTH OF SCHEDULE		OPP. STRENGTH OF SCHEDULE		TEAM RPI		ADJ RPI		CONF. RPI		ADJ CONF. RPI	
Average RPI Loss:		117																		
DIV. I ONLY			23-22-0		.51111 137		4-6-0		211		192		163		.47877 167		19		18	
DIV. I NON-CONF.			17-14-0		.54839 113		2-2-0		216		194		155		.48626 159		19		19	
TOTALS		RPI 1-25		RPI 26-50		W-L RECORDS		RPI 51-100		RPI 101-150		RPI 150+								
23-22-0		0-2-0		0-0-0		OVERALL		0-9-0		5-5-0		18-6-0								
4-10-0		0-0-0		0-0-0		HOME		0-6-0		0-2-0		4-2-0								
10-7-0		0-1-0		0-0-0		AWAY		0-2-0		5-2-0		5-2-0								
9-5-0		0-1-0		0-0-0		NEUTRAL		0-1-0		0-1-0		9-2-0								
17-14-0		0-2-0		0-0-0		NON-CONFERENCE		0-7-0		3-3-0		14-2-0								
4-6-0		0-0-0		0-0-0		HOME		0-4-0		0-2-0		4-0-0								
4-3-0		0-1-0		0-0-		AWAY		0-2-0		3-0-0		1-0-0								
9-5-0		0-1-0		0-0-0		NEUTRAL		0-1-0		0-1-0		9-2-0								
6-8-0		0-0-0		0-0-0		CONFERENCE		0-2-0		2-2-0		4-4-0								
0-4-0		0-0-0		0-0-0		HOME		0-2-0		0-0-0		0-2-0								
6-4-0		0-0-0		0-0-0		AWAY		0-0-0		2-2-0		4-2-0								
0-0-0		0-0-0		0-0-0		NEUTRAL		0-0-0		0-0-0		0-0-0								
RPI	S	Opponent		Score		RPI	S	Opponent		Score		RPI	S	Opponent		Score				
8	A	Washington		1	17			51	N	Lipscomb	0 6	106	A	Kent St.		1	2			
21	N	UCLA		2	11			54	H	Ohio St.	2 4	106	A	Kent St.		8	0			
								54	H	Ohio St.	1 6	115	A	East Carolina		4	3			
								57	H	Ball St.	7 9	115	A	East Carolina		8	1			
								57	H	Ball St.	4 8	117	A	UNLV		11	3			
								86	H	Marshall	2 3	118	N	Bradley		3	12			
								86	H	Marshall	0 4	128	A	Bowling Green		2	3			
								94	A	Eastern Ky.	3 10	128	A	Bowling Green		5	1			
								94	A	Eastern Ky.	0 7	147	H	Dayton		3	6			
												147	H	Dayton		4	7			
												158	N	La.-Monroe		15	6			
												163	N	Towson		5	7			
												179	H	Miami (OH)		0	1			
												179	H	Miami (OH)		5	11			
												182	N	Idaho St.		7	4			
												188	N	Tennessee Tech		3	2			
												191	A	Akron		4	2			
												191	A	Akron		6	0			
												202	A	Seattle		7	4			
												202	N	Seattle		5	0			
												211	N	Boston College		8	6			
												220	A	Buffalo		3	4			
												220	A	Buffalo		8	1			
												239	H	Wright St.		13	1			
												239	H	Wright St.		5	1			
												240	H	Canisius		4	0			
												240	H	Canisius		7	6			
				LAST 10 GAMES																
				191	A	Akron	4 2	86	H	Marshall	2 3	220	A	Buffalo		8	1			
				191	A	Akron	6 0	57	H	Ball St.	4 8	239	H	Wright St.		13	1			
				239	H	Wright St.	5 1	57	H	Ball St.	7 9	239	H	Wright St.		5	1			
				239	H	Wright St.	13 1	179	H	Miami (OH)	0 1	240	H	Canisius		4	0			
				86	H	Marshall	0 4	179	H	Miami (OH)	5 11	240	H	Canisius		7	6			

Non-Div. I Games:

Ohio

RPI	S	Opponent	Score	
253	A	Toledo	6	0
253	A	Toledo	3	4
254	N	Cleveland St.	3	1
265	N	Niagara	14	5
271	N	Yale	1	7
277	N	Rider	8	0
279	N	N.C. Central	11	0

Ohio

O
h
i
o

O
h
i
o

Average RPI Win:	198	WON-LOST RECORD	WINNING PCT. RANK	LAST 10 GAMES		STRENGTH OF SCHEDULE	OPP. STRENGTH OF SCHEDULE	TEAM RPI	ADJ RPI	CONF. RPI	ADJ CONF. RPI	
DIV. I ONLY		22-17-0	.5641	107	10-0-0	244	202	167	.47823	168	22	22
DIV. I NON-CONF.		13-14-0	.48148	150	2-0-0	242	202	200	.46289	198	22	22
<hr/>												
TOTALS	RPI 1-25	RPI 26-50		W-L RECORDS		RPI 51-100		RPI 101-150		RPI 150+		
22-17-0	0-0-0	0-1-0		OVERALL		2-2-0		2-4-0		18-10-0		
14-7-0	0-0-0	0-0-0		HOME		1-0-0		2-0-0		11-7-0		
6-6-0	0-0-0	0-1-0		AWAY		0-2-0		0-2-0		6-1-0		
2-4-0	0-0-0	0-0-0		NEUTRAL		1-0-0		0-2-0		1-2-0		
13-14-0	0-0-0	0-1-0		NON-CONFERENCE		2-0-0		0-4-0		11-9-0		
9-6-0	0-0-0	0-0-0		HOME		1-0-0		0-0-0		8-6-0		
2-4-0	0-0-0	0-0-		AWAY		0-0-0		0-2-0		2-1-0		
2-4-0	0-0-0	0-0-0		NEUTRAL		1-0-0		0-2-0		1-2-0		
9-3-0	0-0-0	0-0-0		CONFERENCE		0-2-0		2-0-0		7-1-0		
5-1-0	0-0-0	0-0-0		HOME		0-0-0		2-0-0		3-1-0		
4-2-0	0-0-0	0-0-0		AWAY		0-2-0		0-0-0		4-0-0		
0-0-0	0-0-0	0-0-0		NEUTRAL		0-0-0		0-0-0		0-0-0		
RPI	S	Opponent	Score	RPI	S	Opponent	Score	RPI	S	Opponent	Score	
				39	A	USC Upstate	0 6	54	H	Ohio St.	8 4	
								58	N	North Dakota St.	5 4	
								91	A	Fordham	3 8	
								91	A	Fordham	0 3	
										105	N Robert Morris	1 5
										109	A Virginia	1 2
										116	A Campbell	1 11
										125	H Saint Louis	3 1
										125	H Saint Louis	5 2
										128	N Bowling Green	0 1
										162	A Massachusetts	8 0
										162	A Massachusetts	4 3
										163	A Towson	0 10
										165	H Princeton	3 7
										172	N Samford	4 12
										173	H Seton Hall	2 3
										173	H Seton Hall	10 2
										173	N Seton Hall	8 0
										191	H Akron	7 4
										191	H Akron	9 7
										204	H Butler	4 1
										204	H Butler	0 1
										205	H Dartmouth	1 2
										205	H Dartmouth	2 3
										206	H St. John's (NY)	4 1
										213	H Drexel	8 0
										213	H Drexel	6 0
										213	H Drexel	2 3
										250	H Bucknell	3 4
										257	A Mt. St. Mary's	5 1
										257	A Mt. St. Mary's	8 2

Non-Div. I Games:

George Washington

RPI	S	Opponent	Score	
257	H	Mt. St. Mary's	9	1
257	H	Mt. St. Mary's	6	2
260	N	Iona	1	5
268	H	St. Bonaventure	7	5
268	H	St. Bonaventure	8	0
269	A	Rhode Island	9	1
269	A	Rhode Island	9	8

George Washington

G
e
o
r
g
e
W
a
s
h
i
n
g
t
o
n

G
e
o
r
g
e
W
a
s
h
i
n
g
t
o
n

[illegible]

Non-Div. I Games:

Louisiana Tech

Average RPI Win:	212	WON-LOST	WINNING	LAST 10	STRENGTH OF	OPP. STRENGTH	TEAM	ADJ	CONF.	ADJ CONF.	
Average RPI Loss:	111	RECORD	PCT. RANK	GAMES	SCHEDULE	OF SCHEDULE	RPI	RPI	RPI	RPI	
DIV. I ONLY	20-22-0	.47619	150	6-4-0	191	193	173	.47635	170	22	22
DIV. I NON-CONF.	14-14-0	.5	137	2-2-0	187	175	159	.48688	157	22	22
<hr/>											
TOTALS	RPI 1-25	RPI 26-50		W-L RECORDS		RPI 51-100		RPI 101-150		RPI 150+	
20-22-0	0-0-0	0-5-0		OVERALL		2-3-0		1-8-0		17-6-0	
14-9-0	0-0-0	0-2-0		HOME		2-0-0		0-3-0		12-4-0	
4-13-0	0-0-0	0-3-0		AWAY		0-3-0		1-5-0		3-2-0	
2-0-0	0-0-0	0-0-0		NEUTRAL		0-0-0		0-0-0		2-0-0	
<hr/>											
14-14-0	0-0-0	0-5-0		NON-CONFERENCE		0-1-0		1-6-0		13-2-0	
10-7-0	0-0-0	0-2-0		HOME		0-0-0		0-3-0		10-2-0	
2-7-0	0-0-0	0-0-		AWAY		0-1-0		1-3-0		1-0-0	
2-0-0	0-0-0	0-0-0		NEUTRAL		0-0-0		0-0-0		2-0-0	
<hr/>											
6-8-0	0-0-0	0-0-0		CONFERENCE		2-2-0		0-2-0		4-4-0	
4-2-0	0-0-0	0-0-0		HOME		2-0-0		0-0-0		2-2-0	
2-6-0	0-0-0	0-0-0		AWAY		0-2-0		0-2-0		2-2-0	
0-0-0	0-0-0	0-0-0		NEUTRAL		0-0-0		0-0-0		0-0-0	
<hr/>											
RPI S	Opponent	Score	RPI S	Opponent	Score	RPI S	Opponent	Score	RPI S	Opponent	Score
			27 H	Wisconsin	3 12	64 A	Auburn	1 2	104 A	UNC Greensboro	6 8
			38 A	North Carolina	6 8	70 A	Saint Joseph's	2 3	104 A	UNC Greensboro	8 4
			40 A	North Carolina St.	0 2	70 A	Saint Joseph's	3 6	105 H	Robert Morris	2 3
			40 A	North Carolina St.	3 10	91 H	Fordham	10 8	116 A	Campbell	5 6
			49 H	Notre Dame	1 5	91 H	Fordham	9 7	116 A	Campbell	1 3
									119 H	Furman	0 3
									119 H	Furman	0 2
									147 A	Dayton	0 3
									147 A	Dayton	3 11
									162 H	Massachusetts	0 12
									162 H	Massachusetts	2 4
									175 A	Temple	2 4
									175 A	Temple	7 9
									194 H	Radford	5 4
									194 H	Radford	1 0
									197 H	Elon	2 5
									197 H	Elon	8 0
									208 H	Morehead St.	1 9
									213 H	Drexel	19 10
									213 H	Drexel	10 2
									214 A	Presbyterian	8 6
									214 H	Presbyterian	11 8
									225 N	Middle Tenn.	8 6
									232 H	Gardner-Webb	10 2
									232 H	Gardner-Webb	7 3
									237 H	Sacred Heart	3 0
									237 H	Sacred Heart	5 2
<hr/>											
LAST 10 GAMES											
			268 A	St. Bonaventure	2 0	162 H	Massachusetts	2 4	225 N	Middle Tenn.	8 6
			268 A	St. Bonaventure	9 6	269 H	Rhode Island	12 3	232 H	Gardner-Webb	10 2
			194 H	Radford	1 0	269 H	Rhode Island	4 3	232 H	Gardner-Webb	7 3
			194 H	Radford	5 4	119 H	Furman	0 2	237 H	Sacred Heart	3 0
			162 H	Massachusetts	0 12	119 H	Furman	0 3	237 H	Sacred Heart	5 2

Non-Div. I Games:

Charlotte

RPI	S	Opponent	Score	
268	A	St. Bonaventure	9	6
268	A	St. Bonaventure	2	0
269	H	Rhode Island	12	3
269	H	Rhode Island	4	3
281	N	Southern U.	13	2

Charlotte

C
h
a
r
l
o
t
t
e

C
h
a
r
l
o
t
t
e

[illegible]

Non-Div. I Games:

Nicholls St.

Nicholls.

Nicholls, S. T.

Nicholls St.

Average RPI Win: 178		WON-LOST	WINNING	LAST 10	STRENGTH OF		OPP. STRENGTH	TEAM	ADJ	CONF.	ADJ CONF.
Average RPI Loss: 87		RECORD	PCT. RANK	GAMES	SCHEDULE		OF SCHEDULE	RPI	RPI	RPI	RPI
DIV. I ONLY		13-31-0	.29545	248	2-8-0		59	107	175	.47538	172
DIV. I NON-CONF.		8-18-0	.30769	235	0-4-0		38	50	147	.49457	148
TOTALS		RPI 1-25	RPI 26-50		W-L RECORDS		RPI 51-100		RPI 101-150		RPI 150+
13-31-0		0-6-0	0-3-0		OVERALL		1-11-0		3-5-0		9-6-0
5-8-0		0-2-0	0-0-0		HOME		0-0-0		1-2-0		4-4-0
2-20-0		0-3-0	0-3-0		AWAY		0-11-0		1-2-0		1-1-0
6-3-0		0-1-0	0-0-0		NEUTRAL		1-0-0		1-1-0		4-1-0
8-18-0		0-6-0	0-3-0		NON-CONFERENCE		1-5-0		1-1-0		6-3-0
1-3-0		0-2-0	0-0-0		HOME		0-0-0		0-0-0		1-1-0
1-12-0		0-3-0	0-0-		AWAY		0-5-0		0-0-0		1-1-0
6-3-0		0-1-0	0-0-0		NEUTRAL		1-0-0		1-1-0		4-1-0
5-13-0		0-0-0	0-0-0		CONFERENCE		0-6-0		2-4-0		3-3-0
4-5-0		0-0-0	0-0-0		HOME		0-0-0		1-2-0		3-3-0
1-8-0		0-0-0	0-0-0		AWAY		0-6-0		1-2-0		0-0-0
0-0-0		0-0-0	0-0-0		NEUTRAL		0-0-0		0-0-0		0-0-0
RPI S	Opponent	Score		RPI S	Opponent	Score		RPI S	Opponent	Score	
5 A	Alabama	0	11	30 A	Western Ky.	0	10	53 A	Kennesaw St.	2	3
7 A	LSU	0	4	30 A	Western Ky.	0	8	60 A	Georgia St.	4	6
7 A	LSU	0	8	41 A	South Fla.	0	3	60 A	Georgia St.	1	3
9 N	Michigan	0	4					64 A	Auburn	1	2
16 H	South Ala.	0	4					65 A	Ole Miss	0	3
25 H	Mississippi St.	1	13					86 N	Marshall	2	1
								87 A	Appalachian St.	2	3
								87 A	Appalachian St.	1	9
								87 A	Appalachian St.	6	7
								98 A	Ga. Southern	0	1
								98 A	Ga. Southern	2	4
								98 A	Ga. Southern	0	6

Non-Div. I Games:

Samford

[illegible]

Non-Div. I Games:

Seton Hall

Average RPI Win: 167		WON-LOST	WINNING	LAST 10	STRENGTH OF		OPP. STRENGTH	TEAM	ADJ	CONF.	ADJ CONF.
Average RPI Loss: 105		RECORD	PCT. RANK	GAMES	SCHEDULE		OF SCHEDULE	RPI	RPI	RPI	RPI
DIV. I ONLY		16-24-0	.4	199	2-6-0		148	76	170	.47489	174
DIV. I NON-CONF.		9-15-0	.375	203	0-0-0		87	58	154	.48569	160
TOTALS		RPI 1-25	RPI 26-50		W-L RECORDS		RPI 51-100		RPI 101-150		RPI 150+
16-24-0		0-6-0	1-3-0		OVERALL		3-1-0		2-5-0		10-9-0
5-10-0		0-4-0	1-2-0		HOME		0-0-0		0-0-0		4-4-0
2-6-0		0-0-0	0-1-0		AWAY		1-0-0		1-2-0		0-3-0
9-8-0		0-2-0	0-0-0		NEUTRAL		2-1-0		1-3-0		6-2-0
9-15-0		0-6-0	0-1-0		NON-CONFERENCE		3-1-0		0-2-0		6-5-0
0-6-0		0-4-0	0-0-0		HOME		0-0-0		0-0-0		0-2-0
1-2-0		0-0-0	0-0-		AWAY		1-0-0		0-0-0		0-1-0
8-7-0		0-2-0	0-0-0		NEUTRAL		2-1-0		0-2-0		6-2-0
7-9-0		0-0-0	1-2-0		CONFERENCE		0-0-0		2-3-0		4-4-0
5-4-0		0-0-0	1-2-0		HOME		0-0-0		0-0-0		4-2-0
1-4-0		0-0-0	0-0-0		AWAY		0-0-0		1-2-0		0-2-0
1-1-0		0-0-0	0-0-0		NEUTRAL		0-0-0		1-1-0		0-0-0
RPI S	Opponent	Score	RPI S	Opponent	Score	RPI S	Opponent	Score	RPI S	Opponent	Score
1 H	Oklahoma	1 7	44 H	Illinois St.	2 15	87 N	Appalachian St.	4 3	102 A	Southern Ill.	6 2
1 H	Oklahoma	1 16	44 H	Illinois St.	3 7	87 N	Appalachian St.	2 1	102 A	Southern Ill.	6 7
5 N	Alabama	0 2	44 H	Illinois St.	5 4	95 A	Coastal Caro.	5 2	102 A	Southern Ill.	6 14
10 H	Nebraska	0 9	46 A	FGCU	2 6	98 N	Ga. Southern	3 4	118 N	Bradley	0 2
10 H	Nebraska	1 3							118 N	Bradley	2 0
25 N	Mississippi St.	0 4							122 N	UC Santa Barbara	1 7
									131 N	Albany (NY)	6 7
									151 H	Evansville	0 2
									151 H	Evansville	10 6
									151 H	Evansville	4 3
									152 H	UMKC	0 7
									152 H	UMKC	2 4
									158 A	La.-Monroe	1 3
									160 A	UNI	1 7
									160 A	UNI	2 3
									172 N	Samford	4 1
									207 N	Western Caro.	4 0
									207 N	Western Caro.	8 5
									213 N	Drexel	4 0
									235 H	Indiana St.	4 3
									235 H	Indiana St.	2 4
									235 H	Indiana St.	6 3
									239 N	Wright St.	2 3
									243 N	Mississippi Val.	1 3
									274 N	Detroit	13 4
									286 N	Grambling	8 0
			LAST 10 GAMES								
			44 H	Illinois St.	3 7	102 A	Southern Ill.	6 2			
			44 H	Illinois St.	5 4	102 A	Southern Ill.	6 14			
			44 H	Illinois St.	2 15	102 A	Southern Ill.	6 7			
			160 A	UNI	1 7	151 H	Evansville	10 6			
			160 A	UNI	2 3	151 H	Evansville	4 3			

Non-Div. I Games:

Wichita St.

Average RPI Win:		213	WON-LOST RECORD		WINNING PCT. RANK		LAST 10 GAMES		STRENGTH OF SCHEDULE		OPP. STRENGTH OF SCHEDULE		TEAM RPI		ADJ RPI		CONF. RPI		ADJ CONF. RPI								
Average RPI Loss:		141																									
DIV. I ONLY			21-20-0		.5122 135		5-5-0		194		231		168		.47399 175		22		22								
DIV. I NON-CONF.			12-15-0		.44444 169		1-1-0		203		250		203		.45655 204		22		22								
TOTALS		RPI 1-25		RPI 26-50		W-L RECORDS		RPI 51-100		RPI 101-150		RPI 150+															
21-20-0		0-2-0		0-0-0		OVERALL		1-4-0		2-6-0		18-8-0															
7-3-0		0-0-0		0-0-0		HOME		1-1-0		1-1-0		5-1-0															
8-5-0		0-0-0		0-0-0		AWAY		0-0-0		1-3-0		7-2-0															
6-12-0		0-2-0		0-0-0		NEUTRAL		0-3-0		0-2-0		6-5-0															
12-15-0		0-2-0		0-0-0		NON-CONFERENCE		0-3-0		1-3-0		11-7-0															
3-1-0		0-0-0		0-0-0		HOME		0-0-0		0-0-0		3-1-0															
3-2-0		0-0-0		0-0-		AWAY		0-0-0		1-1-0		2-1-0															
6-12-0		0-2-0		0-0-0		NEUTRAL		0-3-0		0-2-0		6-5-0															
9-5-0		0-0-0		0-0-0		CONFERENCE		1-1-0		1-3-0		7-1-0															
4-2-0		0-0-0		0-0-0		HOME		1-1-0		1-1-0		2-0-0															
5-3-0		0-0-0		0-0-0		AWAY		0-0-0		0-2-0		5-1-0															
0-0-0		0-0-0		0-0-0		NEUTRAL		0-0-0		0-0-0		0-0-0															
RPI	S	Opponent		Score		RPI	S	Opponent		Score		RPI	S	Opponent		Score											
4	N	Oregon		4	11							56	N	SIU Edwardsville		0	10	103	A	Monmouth		5	8				
11	N	Louisville		0	8							70	H	Saint Joseph's		5	14	103	A	Monmouth		7	3				
												70	H	Saint Joseph's		10	1	112	N	Chattanooga		3	9				
												79	N	Georgia Tech		8	17	114	N	Maryland		1	6				
												99	N	Iowa St.		3	14	125	A	Saint Louis		2	3				
																		125	A	Saint Louis		3	11				
																		147	H	Dayton		12	7				
																		147	H	Dayton		0	2				
																		164	N	Georgetown		19	13				
																		170	H	Charlotte		9	7				
																		170	H	Charlotte		4	2				
																		187	N	Fairfield		0	2				
																		188	N	Tennessee Tech		7	5				
																		193	N	Valparaiso		0	9				
																		197	A	Elon		3	8				
																		204	A	Butler		5	2				
																		204	A	Butler		7	3				
																		209	N	Liberty		5	6				
																		211	N	Boston College		6	4				
																		217	N	Quinnipiac		9	0				
																		227	N	Hampton		4	8				
																		227	N	Hampton		1	5				
						LAST 10 GAMES												242	H	Saint Francis (PA)		10	4				
						204 A Butler						5	2	103 A Monmouth						7	3	242	H	Saint Francis (PA)		2	1
						204 A Butler						7	3	147 H Dayton						0	2	242	H	Saint Francis (PA)		2	1
						125 A Saint Louis						3	11	147 H Dayton						12	7	248	N	Youngstown St.		7	1
						125 A Saint Louis						2	3	70 H Saint Joseph's						10	1	251	A	La Salle		0	5
						103 A Monmouth						5	8	70 H Saint Joseph's						5	14	251	A	La Salle		11	1

Non-Div. I Games:

Temple

Temple

**T
e
m
p
l
e**

RPI	S	Opponent	Score	
268	A	St. Bonaventure	16	3
268	A	St. Bonaventure	16	7
272	A	Wagner	8	3
272	A	Wagner	9	5
280	H	Lafayette	9	0
280	H	Lafayette	8	10
287	N	Saint Peter's	12	2

Temple

Average RPI Win:	224	WON-LOST RECORD	WINNING PCT. RANK	LAST 10 GAMES	STRENGTH OF SCHEDULE	OPP. STRENGTH OF SCHEDULE	TEAM RPI	ADJ RPI	CONF. RPI	ADJ CONF. RPI	
Average RPI Loss:	105										
DIV. I ONLY		13-19-0	.40625 196	5-5-0	139	203	181	.47363 176	18	19	
DIV. I NON-CONF.		6-7-0	.46154 156	0-0-0	64	129	113	.51556 114	21	21	
<hr/>											
TOTALS	RPI 1-25	RPI 26-50		W-L RECORDS	RPI 51-100		RPI 101-150		RPI 150+		
13-19-0	0-3-0	0-1-0		OVERALL	1-5-0		0-6-0		12-4-0		
3-8-0	0-0-0	0-0-0		HOME	0-3-0		0-3-0		3-2-0		
3-6-0	0-2-0	0-0-0		AWAY	0-0-0		0-0-0		3-1-0		
7-5-0	0-1-0	0-1-0		NEUTRAL	1-0-0		0-3-0		6-0-0		
6-7-0	0-3-0	0-1-0		NON-CONFERENCE	1-0-0		0-3-0		5-0-0		
0-0-0	0-0-0	0-0-0		HOME	0-0-0		0-0-0		0-0-0		
2-2-0	0-2-0	0-0-		AWAY	0-0-0		0-0-0		2-0-0		
4-5-0	0-1-0	0-1-0		NEUTRAL	1-0-0		0-3-0		3-0-0		
7-12-0	0-0-0	0-0-0		CONFERENCE	0-5-0		0-3-0		7-4-0		
3-8-0	0-0-0	0-0-0		HOME	0-3-0		0-3-0		3-2-0		
1-4-0	0-0-0	0-0-0		AWAY	0-2-0		0-0-0		1-2-0		
3-0-0	0-0-0	0-0-0		NEUTRAL	0-0-0		0-0-0		3-0-0		
<hr/>											
RPI S	Opponent	Score	RPI S	Opponent	Score	RPI S	Opponent	Score	RPI S	Opponent	Score
5 A	Alabama	0 21	35 N	Georgia	3 13	58 H	North Dakota St.	5 9	106 N	Kent St.	3 4
5 A	Alabama	0 6				58 H	North Dakota St.	1 13	132 N	Winthrop	1 2
22 N	Iowa	4 12				58 H	North Dakota St.	4 7	132 N	Winthrop	1 6
						68 N	Central Ark.	10 3	145 H	South Dakota	1 4
						92 A	IPFW	1 9	145 H	South Dakota	2 6
						92 A	IPFW	3 11	145 H	South Dakota	5 6
									152 A	UMKC	2 1
									152 A	UMKC	5 7
									152 A	UMKC	0 9
									193 A	Valparaiso	10 8
									200 N	Harvard	9 1
									212 A	Belmont	10 2
									228 H	IUPUI	1 6
									228 H	IUPUI	2 5
									228 H	IUPUI	9 1
									252 N	South Dakota St.	4 3
									252 N	South Dakota St.	10 1
									252 N	South Dakota St.	6 3
									273 N	Delaware St.	10 3
									275 H	Oakland	4 3
									275 H	Oakland	5 1
									278 N	N.C. A&T	16 5
<hr/>											
			LAST 10 GAMES								
			252 N	South Dakota St.	10 1	228 H	IUPUI	9 1			
			252 N	South Dakota St.	4 3	152 A	UMKC	0 9			
			252 N	South Dakota St.	6 3	152 A	UMKC	2 1			
			228 H	IUPUI	2 5	152 A	UMKC	5 7			
			228 H	IUPUI	1 6	58 H	North Dakota St.	1 13			

Non-Div. I Games:

Western Ill.

B
i
n
g
h
a
m
t
o
n

Binghamton

S
a
n
D
i
e
g
o

San Diego

RPI	S	Opponent	Score	
203	H	Bryant	0	1
203	N	Bryant	5	1
210	A	UC Riverside	5	0
210	A	UC Riverside	1	4
220	N	Buffalo	6	0
221	N	Marist	3	2
234	H	Utah St.	4	3
252	H	South Dakota St.	3	1
252	H	South Dakota St.	5	1
252	H	South Dakota St.	0	1
260	H	Iona	10	4
267	N	Weber St.	2	0

San Diego

S
a
n
D
i
e
g
o

S
a
n
D
i
e
g
o

M
i
a
m
i
(
O
H
)

Miami (OH)

Average RPI Win: 179		WON-LOST	WINNING	LAST 10	STRENGTH OF		OPP. STRENGTH	TEAM	ADJ	CONF.	ADJ CONF.
Average RPI Loss: 78		RECORD	PCT. RANK	GAMES	SCHEDULE		OF SCHEDULE	RPI	RPI	RPI	RPI
DIV. I ONLY		12-33-0	.26667	259	52		96	180	.47272	180	17
DIV. I NON-CONF.		5-24-0	.17241	267	20		29	189	.47015	185	16
TOTALS		RPI 1-25	RPI 26-50		W-L RECORDS		RPI 51-100		RPI 101-150		RPI 150+
12-33-0		0-7-0	0-5-0		OVERALL		1-12-0		3-7-0		8-2-0
5-17-0		0-1-0	0-2-0		HOME		1-9-0		1-4-0		3-1-0
5-11-0		0-5-0	0-1-0		AWAY		0-1-0		2-1-0		3-1-0
2-5-0		0-1-0	0-0-0		NEUTRAL		0-2-0		0-2-0		2-0-0
5-24-0		0-7-0	0-5-0		NON-CONFERENCE		0-10-0		1-2-0		4-0-0
2-10-0		0-1-0	0-2-0		HOME		0-7-0		1-0-0		1-0-0
1-9-0		0-5-0	0-0-0		AWAY		0-1-0		0-0-0		1-0-0
2-5-0		0-1-0	0-0-0		NEUTRAL		0-2-0		0-2-0		2-0-0
7-9-0		0-0-0	0-0-0		CONFERENCE		1-2-0		2-5-0		4-2-0
3-7-0		0-0-0	0-0-0		HOME		1-2-0		0-4-0		2-1-0
4-2-0		0-0-0	0-0-0		AWAY		0-0-0		2-1-0		2-1-0
0-0-0		0-0-0	0-0-0		NEUTRAL		0-0-0		0-0-0		0-0-0
RPI S	Opponent	Score	RPI S	Opponent	Score	RPI S	Opponent	Score	RPI S	Opponent	Score
3 A	Texas	0 7	26 H	Baylor	2 10	51 N	Lipscomb	3 7	110 N	Fresno St.	1 6
3 A	Texas	0 7	26 H	Baylor	3 7	55 H	Texas Tech	1 6	127 H	Troy	5 0
17 A	Texas A&M	1 9	42 A	Houston	5 7	63 N	Kansas	2 4	146 N	St. Mary's (CA)	2 8
17 H	Texas A&M	0 14	42 A	Houston	1 3	82 H	New Mexico St.	2 3	148 A	Texas-Arlington	2 0
19 A	La.-Lafayette	2 3	42 A	Houston	0 7	82 H	New Mexico St.	0 1	148 A	Texas-Arlington	5 0
19 A	La.-Lafayette	1 9				82 H	New Mexico St.	5 4	148 A	Texas-Arlington	0 1
22 N	Iowa	4 5				83 H	North Texas	5 7	148 H	Texas-Arlington	2 3
						83 H	North Texas	0 1	150 H	UTSA	1 3
						83 H	North Texas	3 9	150 H	UTSA	1 3
						84 H	Purdue	2 7	150 H	UTSA	0 5
						84 H	Purdue	3 4	169 H	Louisiana Tech	7 3
						93 A	Sam Houston St.	13 14	169 H	Louisiana Tech	8 3
						93 H	Sam Houston St.	6 9	169 H	Louisiana Tech	6 7
									185 A	Sacramento St.	1 0
									202 A	Seattle	7 4
									202 A	Seattle	2 1
									202 A	Seattle	0 2
									233 H	A&M-Corpus Christi	7 1
									243 N	Mississippi Val.	5 4
									243 N	Mississippi Val.	7 5
LAST 10 GAMES											
			82 H	New Mexico St.	2 3		148 A	Texas-Arlington	2 0		
			82 H	New Mexico St.	0 1		148 A	Texas-Arlington	5 0		
			82 H	New Mexico St.	5 4		26 H	Baylor	3 7		
			17 H	Texas A&M	0 14		169 H	Louisiana Tech	8 3		
			148 A	Texas-Arlington	0 1		169 H	Louisiana Tech	6 7		

Non-Div. I Games:

Texas St.

**M
e
m
p
h
i
s**

Memphis

RPI	S	Opponent	Score	
276	H	Alcorn	8	1
276	H	Alcorn	3	2

Memphis

M
e
m
p
h
i
s

M
e
m
p
h
i
s

[illegible]

Non-Div. I Games:

Idaho St.

RPI	S	Opponent	Score	
267	H	Weber St.	7	2
267	H	Weber St.	9	3

Idaho St.

I
d
a
h
o
s
t
.

I
d
a
h
o
s
t
.

Average RPI Win:	218	WON-LOST RECORD	WINNING PCT. RANK	LAST 10 GAMES	STRENGTH OF SCHEDULE	OPP. STRENGTH OF SCHEDULE	TEAM RPI	ADJ RPI	CONF. RPI	ADJ CONF. RPI	
DIV. I ONLY		17-20-1	.46053 157	7-3-0	196	188	184	.4713 183	25	26	
DIV. I NON-CONF.		12-16-1	.43103 181	3-1-0	164	132	172	.48044 170	26	26	
<hr/>											
TOTALS	RPI 1-25	RPI 26-50		W-L RECORDS		RPI 51-100		RPI 101-150		RPI 150+	
17-20-1	0-0-0	0-7-0		OVERALL		1-2-0		1-5-0		15-6-1	
4-1-0	0-0-0	0-0-0		HOME		0-0-0		0-1-0		4-0-0	
6-8-1	0-0-0	0-3-0		AWAY		0-0-0		0-0-0		6-5-1	
7-11-0	0-0-0	0-4-0		NEUTRAL		1-2-0		1-4-0		5-1-0	
12-16-1	0-0-0	0-7-0		NON-CONFERENCE		1-2-0		1-5-0		10-2-1	
1-1-0	0-0-0	0-0-0		HOME		0-0-0		0-1-0		1-0-0	
4-4-1	0-0-0	0-0-		AWAY		0-0-0		0-0-0		4-1-1	
7-11-0	0-0-0	0-4-0		NEUTRAL		1-2-0		1-4-0		5-1-0	
5-4-0	0-0-0	0-0-0		CONFERENCE		0-0-0		0-0-0		5-4-0	
3-0-0	0-0-0	0-0-0		HOME		0-0-0		0-0-0		3-0-0	
2-4-0	0-0-0	0-0-0		AWAY		0-0-0		0-0-0		2-4-0	
0-0-0	0-0-0	0-0-0		NEUTRAL		0-0-0		0-0-0		0-0-0	
RPI	S	Opponent	Score	RPI	S	Opponent	Score	RPI	S	Opponent	Score
27	N	Wisconsin	3 11	66	N	Oklahoma St.	1 7	105	N	Robert Morris	1 2
27	N	Wisconsin	1 9	98	N	Ga. Southern	2 1	111	N	Rutgers	3 4
27	N	Wisconsin	1 5	98	N	Ga. Southern	1 9	114	N	Maryland	2 3
28	A	Arizona	3 6					120	H	Connecticut	8 11
28	A	Arizona	1 4					134	N	Villanova	1 7
41	A	South Fla.	0 1					149	N	Portland St.	8 3
47	N	Northwestern	0 5					161	A	Providence	2 0
								161	A	Providence	9 9
								177	A	Binghamton	0 8
								177	A	Binghamton	3 4
								177	A	Binghamton	3 2
								200	A	Harvard	1 2
								203	A	Bryant	8 6
								210	N	UC Riverside	7 6
								210	N	UC Riverside	0 2
								211	A	Boston College	7 2
								211	H	Boston College	3 1
								217	N	Quinnipiac	7 3
								218	A	Hartford	3 5
								218	A	Hartford	4 5
								218	A	Hartford	4 1
				LAST 10 GAMES				237	A	Sacred Heart	8 0
237	A	Sacred Heart	8 0	283	H	UMBC	2 1	244	N	Florida A&M	8 0
211	A	Boston College	7 2	200	A	Harvard	1 2	248	N	Youngstown St.	6 4
203	A	Bryant	8 6	218	A	Hartford	3 5	272	N	Wagner	10 2
283	H	UMBC	3 1	218	A	Hartford	4 1	283	H	UMBC	3 1
283	H	UMBC	8 0	218	A	Hartford	4 5	283	H	UMBC	8 0

Non-Div. I Games:

Boston U.

B
O
S
T
O
N
U
.

Boston U.

Boston U.

Army

RPI	S	Opponent	Score	
259	H	Colgate	2	7
260	H	Iona	3	2
272	N	Wagner	12	6
277	A	Rider	11	3
277	A	Rider	4	2
277	N	Rider	3	4
287	A	Saint Peter's	10	0
287	A	Saint Peter's	8	1

A
r
m
y

A
r
m
y

Army

Average RPI Win: 177		WON-LOST RECORD		WINNING PCT. RANK		LAST 10 GAMES		STRENGTH OF SCHEDULE		OPP. STRENGTH OF SCHEDULE		TEAM RPI		ADJ RPI		CONF. RPI		ADJ CONF. RPI	
DIV. I ONLY		20-16-0		.55556 114		4-6-0		266		132		188		.47057 185		26		24	
DIV. I NON-CONF.		15-12-0		.55556 104		1-3-0		221		101		145		.49666 142		23		23	
TOTALS		RPI 1-25		RPI 26-50		W-L RECORDS		RPI 51-100		RPI 101-150		RPI 150+							
20-16-0		0-1-0		0-0-0		OVERALL		4-5-0		5-4-0		11-6-0							
8-9-0		0-1-0		0-0-0		HOME		2-3-0		2-2-0		4-3-0							
6-6-0		0-0-0		0-0-0		AWAY		1-2-0		1-2-0		4-2-0							
6-1-0		0-0-0		0-0-0		NEUTRAL		1-0-0		2-0-0		3-1-0							
15-12-0		0-1-0		0-0-0		NON-CONFERENCE		4-5-0		5-4-0		6-2-0							
4-7-0		0-1-0		0-0-0		HOME		2-3-0		2-2-0		0-1-0							
5-4-0		0-0-0		0-0-		AWAY		1-2-0		1-2-0		3-0-0							
6-1-0		0-0-0		0-0-0		NEUTRAL		1-0-0		2-0-0		3-1-0							
5-4-0		0-0-0		0-0-0		CONFERENCE		0-0-0		0-0-0		5-4-0							
4-2-0		0-0-0		0-0-0		HOME		0-0-0		0-0-0		4-2-0							
1-2-0		0-0-0		0-0-0		AWAY		0-0-0		0-0-0		1-2-0							
0-0-0		0-0-0		0-0-0		NEUTRAL		0-0-0		0-0-0		0-0-0							
RPI	S	Opponent		Score		RPI	S	Opponent		Score		RPI	S	Opponent		Score			
12	H	California		0 1															
								59 A San Jose St.		2 8				110 A Fresno St.		2 3			
								59 H San Jose St.		2 5				110 H Fresno St.		3 0			
								63 H Kansas		1 0				111 N Rutgers		4 1			
								74 H Pacific		0 3				126 H UC Davis		5 4			
								89 H Nevada		1 0				126 H UC Davis		1 4			
								89 H Nevada		1 5				126 N UC Davis		2 1			
								89 N Nevada		9 7				146 A St. Mary's (CA)		0 2			
								100 A Cal Poly		1 2				146 A St. Mary's (CA)		6 3			
								100 A Cal Poly		2 0				146 H St. Mary's (CA)		3 9			
														159 N Northern Ill.		13 5			
														180 H Texas St.		0 1			
														186 N Southern Miss.		3 2			
														210 N UC Riverside		1 2			
														219 H Northern Colo.		3 6			
														219 H Northern Colo.		1 0			
														219 H Northern Colo.		2 1			
														223 A Southern Utah		1 3			
														223 A Southern Utah		5 6			
														223 A Southern Utah		8 0			
														238 N UTEP		3 2			
														264 A Santa Clara		3 2			
														264 A Santa Clara		6 3			
														264 A Santa Clara		4 3			
														267 H Weber St.		3 0			
														267 H Weber St.		7 0			
														267 H Weber St.		4 6			

Non-Div. I Games:

Sacramento St.

Average RPI Win:	116	WON-LOST RECORD	WINNING PCT. RANK	LAST 10 GAMES	STRENGTH OF SCHEDULE		OPP. STRENGTH OF SCHEDULE		TEAM RPI	ADJ RPI	CONF. RPI	ADJ CONF. RPI			
DIV. I ONLY		12-37-0	.2449	265	1-9-0	62	83	195	.46953	186	10	8			
DIV. I NON-CONF.		10-22-0	.3125	233	0-6-0	54	72	162	.49087	151	8	8			
<hr/>															
TOTALS		RPI 1-25	RPI 26-50		W-L RECORDS	RPI 51-100		RPI 101-150		RPI 150+					
12-37-0		1-3-0	0-8-0		OVERALL	5-14-0		1-6-0		5-6-0					
6-12-0		0-0-0	0-3-0		HOME	1-3-0		0-2-0		5-4-0					
5-18-0		1-3-0	0-5-0		AWAY	3-10-0		1-0-0		0-0-0					
1-7-0		0-0-0	0-0-0		NEUTRAL	1-1-0		0-4-0		0-2-0					
10-22-0		1-3-0	0-2-0		NON-CONFERENCE	4-9-0		1-6-0		4-2-0					
5-5-0		0-0-0	0-0-0		HOME	1-3-0		0-2-0		4-0-0					
4-10-0		1-3-0	0-0-		AWAY	2-5-0		1-0-0		0-0-0					
1-7-0		0-0-0	0-0-0		NEUTRAL	1-1-0		0-4-0		0-2-0					
2-15-0		0-0-0	0-6-0		CONFERENCE	1-5-0		0-0-0		1-4-0					
1-7-0		0-0-0	0-3-0		HOME	0-0-0		0-0-0		1-4-0					
1-8-0		0-0-0	0-3-0		AWAY	1-5-0		0-0-0		0-0-0					
0-0-0		0-0-0	0-0-0		NEUTRAL	0-0-0		0-0-0		0-0-0					
RPI	S	Opponent	Score	RPI	S	Opponent	Score	RPI	S	Opponent	Score				
5	A	Alabama	0 11	26	A	Baylor	1 2	52	A	Cal St. Fullerton	2 4	110	A	Fresno St.	5 3
19	A	La.-Lafayette	0 10	26	A	Baylor	0 3	52	A	Cal St. Fullerton	3 1	126	N	UC Davis	2 5
19	A	La.-Lafayette	2 18	33	A	UAB	0 2	64	A	Auburn	1 3	126	N	UC Davis	3 5
23	A	Florida St.	2 1	33	A	UAB	0 1	65	A	Ole Miss	0 3	127	H	Troy	7 9
				33	A	UAB	0 6	65	A	Ole Miss	7 4	127	H	Troy	4 6
				42	H	Houston	2 10	79	A	Georgia Tech	0 4	127	N	Troy	7 11
				42	H	Houston	0 7	79	A	Georgia Tech	1 7	127	N	Troy	4 6
				42	H	Houston	3 5	80	H	Northwestern St.	2 3	154	H	Jacksonville St.	6 2
								80	H	Northwestern St.	5 10	154	H	Jacksonville St.	7 6
								81	A	UCF	0 2	169	H	Louisiana Tech	4 3
								81	A	UCF	3 2	169	H	Louisiana Tech	5 3
								81	A	UCF	2 3	181	H	Memphis	4 10
								86	A	Marshall	6 8	181	H	Memphis	5 6
								86	A	Marshall	0 6	181	H	Memphis	1 19
								86	A	Marshall	5 8	185	N	Sacramento St.	2 3
								87	N	Appalachian St.	4 6	210	N	UC Riverside	2 10
								87	N	Appalachian St.	5 3	238	H	UTEP	4 3
								93	H	Sam Houston St.	0 3	238	H	UTEP	4 10
								93	H	Sam Houston St.	10 1				
				LAST 10 GAMES											
				81	A	UCF	3 2	5	A	Alabama	0 11				
				81	A	UCF	0 2	19	A	La.-Lafayette	0 10				
				81	A	UCF	2 3	19	A	La.-Lafayette	2 18				
				79	A	Georgia Tech	1 7	64	A	Auburn	1 3				
				79	A	Georgia Tech	0 4	181	H	Memphis	5 6				

Non-Div. I Games:

Southern Miss.

Average RPI Win:	205	WON-LOST RECORD	WINNING PCT. RANK	LAST 10 GAMES	STRENGTH OF SCHEDULE	OPP. STRENGTH OF SCHEDULE	TEAM RPI	ADJ RPI	CONF. RPI	ADJ CONF. RPI		
DIV. I ONLY		22-17-0	.5641	107	7-3-0	257	218	185	.46794	187	29	29
DIV. I NON-CONF.		14-13-0	.51852	131	2-2-0	199	170	153	.48671	158	29	29
<hr/>												
TOTALS	RPI 1-25	RPI 26-50		W-L RECORDS		RPI 51-100		RPI 101-150		RPI 150+		
22-17-0	0-0-0	0-1-0		OVERALL		2-4-0		4-1-0		16-11-0		
8-2-0	0-0-0	0-0-0		HOME		0-0-0		1-0-0		7-2-0		
7-6-0	0-0-0	0-0-0		AWAY		0-0-0		2-0-0		5-1-0		
7-9-0	0-0-0	0-1-0		NEUTRAL		2-4-0		1-1-0		4-3-0		
14-13-0	0-0-0	0-1-0		NON-CONFERENCE		2-4-0		4-1-0		8-7-0		
2-2-0	0-0-0	0-0-0		HOME		0-0-0		1-0-0		1-2-0		
5-2-0	0-0-0	0-0-		AWAY		0-0-0		2-0-0		3-2-0		
7-9-0	0-0-0	0-1-0		NEUTRAL		2-4-0		1-1-0		4-3-0		
8-4-0	0-0-0	0-0-0		CONFERENCE		0-0-0		0-0-0		8-4-0		
6-0-0	0-0-0	0-0-0		HOME		0-0-0		0-0-0		6-0-0		
2-4-0	0-0-0	0-0-0		AWAY		0-0-0		0-0-0		2-4-0		
0-0-0	0-0-0	0-0-0		NEUTRAL		0-0-0		0-0-0		0-0-0		
RPI	S	Opponent	Score	RPI	S	Opponent	Score	RPI	S	Opponent	Score	
				49	N	Notre Dame	4 5	55	N	Texas Tech	5 8	
								55	N	Texas Tech	2 9	
								59	N	San Jose St.	4 7	
								71	N	Long Beach St.	2 0	
								77	N	Longwood	3 2	
								97	N	Colorado St.	0 2	
								114	N	Maryland	9 8	
								115	A	East Carolina	14 10	
								120	A	Connecticut	4 3	
								120	H	Connecticut	5 0	
								121	N	Pittsburgh	3 5	
								157	A	Stony Brook	1 2	
								164	N	Georgetown	0 5	
								175	N	Temple	2 0	
								178	N	San Diego	2 3	
								203	N	Bryant	3 1	
								209	N	Liberty	12 2	
								209	N	Liberty	8 9	
								217	A	Quinnipiac	5 2	
								217	H	Quinnipiac	4 6	
								218	H	Hartford	6 1	
								218	H	Hartford	0 4	
								221	A	Marist	1 3	
								221	A	Marist	2 3	
								223	N	Southern Utah	5 1	
								237	A	Sacred Heart	14 6	
								258	H	Manhattan	4 3	
								258	H	Manhattan	4 1	
								260	A	Iona	3 2	
								260	A	Iona	2 6	
								265	H	Niagara	3 2	
								265	H	Niagara	9 6	
								270	A	Siena	5 4	
								270	A	Siena	5 4	
								287	H	Saint Peter's	3 0	
								287	H	Saint Peter's	9 1	
								217	H	Quinnipiac	4 6	
								270	A	Siena	5 4	

Non-Div. I Games:

Fairfield

Fairfield

Tennessee Tech

Missouri St.

Average RPI Win:	212	WON-LOST RECORD	WINNING PCT. RANK	LAST 10 GAMES	STRENGTH OF SCHEDULE	OPP. STRENGTH OF SCHEDULE	TEAM RPI	ADJ RPI	CONF. RPI	ADJ CONF. RPI		
DIV. I ONLY		18-19-0	.48649	145	4-6-0	189	263	186	.46565	190	23	23
DIV. I NON-CONF.		11-10-0	.52381	126	1-1-0	211	284	184	.46762	192	24	24
<hr/>												
TOTALS	RPI 1-25	RPI 26-50		W-L RECORDS		RPI 51-100		RPI 101-150		RPI 150+		
18-19-0	0-0-0	0-0-0		OVERALL		1-3-0		3-5-0		14-11-0		
4-5-0	0-0-0	0-0-0		HOME		0-0-0		1-1-0		3-4-0		
6-9-0	0-0-0	0-0-0		AWAY		0-1-0		1-3-0		5-4-0		
8-5-0	0-0-0	0-0-0		NEUTRAL		1-1-0		1-1-0		6-3-0		
11-10-0	0-0-0	0-0-0		NON-CONFERENCE		1-3-0		1-1-0		9-6-0		
0-1-0	0-0-0	0-0-0		HOME		0-0-0		0-0-0		0-1-0		
3-4-0	0-0-0	0-0-		AWAY		0-2-0		0-0-0		3-2-0		
8-5-0	0-0-0	0-0-0		NEUTRAL		1-1-0		1-1-0		6-3-0		
7-9-0	0-0-0	0-0-0		CONFERENCE		0-0-0		2-4-0		5-5-0		
4-4-0	0-0-0	0-0-0		HOME		0-0-0		1-1-0		3-3-0		
3-5-0	0-0-0	0-0-0		AWAY		0-0-0		1-3-0		2-2-0		
0-0-0	0-0-0	0-0-0		NEUTRAL		0-0-0		0-0-0		0-0-0		
RPI	S	Opponent	Score	RPI	S	Opponent	Score	RPI	S	Opponent	Score	
						62 N Creighton	0 4	103 A Monmouth			0 1	
						72 N Eastern Ill.	3 2	103 A Monmouth			7 4	
						96 A Stetson	0 3	105 H Robert Morris			3 2	
						96 A Stetson	2 5	105 H Robert Morris			0 1	
								113 N Utah Valley			1 2	
								124 A Central Conn. St.			1 9	
								124 A Central Conn. St.			0 4	
								131 N Albany (NY)			7 4	
								191 N Akron			3 1	
								192 H LIU Brooklyn			5 2	
								192 H LIU Brooklyn			0 4	
								193 N Valparaiso			0 1	
								203 H Bryant			3 1	
								203 H Bryant			1 8	
								204 N Butler			0 3	
								206 H St. John's (NY)			2 3	
								217 A Quinnipiac			7 1	
								217 A Quinnipiac			0 4	
								229 N Green Bay			2 1	
								237 H Sacred Heart			1 3	
								237 H Sacred Heart			8 2	
								241 A Norfolk St.			1 5	
								248 N Youngstown St.			1 5	
								249 A Columbia			10 7	
								249 A Columbia			4 5	
								257 A Mt. St. Mary's			1 3	
								257 A Mt. St. Mary's			11 2	
				LAST 10 GAMES								
				124 A Central Conn. St.		0 4	203 H Bryant		3 1	248 N Youngstown St.		1 5
				124 A Central Conn. St.		1 9	203 H Bryant		1 8	249 A Columbia		10 7
				217 A Quinnipiac		0 4	237 H Sacred Heart		8 2	249 A Columbia		4 5
				217 A Quinnipiac		7 1	237 H Sacred Heart		1 3	257 A Mt. St. Mary's		1 3
				206 H St. John's (NY)		2 3	287 A Saint Peter's		9 7	257 A Mt. St. Mary's		11 2

Non-Div. I Games:

Fairleigh Dickinson

RPI	S	Opponent	Score	
259	N	Colgate	3	2
259	N	Colgate	7	2
273	N	Delaware St.	9	1
273	N	Delaware St.	4	2
287	A	Saint Peter's	9	7
287	A	Saint Peter's	10	2

Fairleigh Dickinson

F
a
i
r
l
e
i
g
h
D
i
c
k
i
n
s
o
n

F
a
i
r
l
e
i
g
h
D
i
c
k
i
n
s
o
n

Average RPI Win: 204		WON-LOST	WINNING	LAST 10	STRENGTH OF		OPP. STRENGTH	TEAM	ADJ	CONF.	ADJ CONF.
Average RPI Loss: 148		RECORD	PCT. RANK	GAMES	SCHEDULE		OF SCHEDULE	RPI	RPI	RPI	RPI
DIV. I ONLY		18-22-0	.45	165	4-6-0		201	217	194	.46279	191
DIV. I NON-CONF.		14-12-0	.53846	118	3-0-0		214	232	168	.48109	169
TOTALS		RPI 1-25	RPI 26-50		W-L RECORDS		RPI 51-100		RPI 101-150		RPI 150+
18-22-0	0-0-0	0-1-0		OVERALL		1-3-0		2-6-0		15-12-0	
1-5-0	0-0-0	0-0-0		HOME		0-2-0		0-0-0		1-3-0	
7-9-0	0-0-0	0-0-0		AWAY		1-1-0		0-5-0		6-3-0	
10-8-0	0-0-0	0-1-0		NEUTRAL		0-0-0		2-1-0		8-6-0	
14-12-0	0-0-0	0-1-0		NON-CONFERENCE		1-1-0		2-2-0		11-8-0	
0-0-0	0-0-0	0-0-0		HOME		0-0-0		0-0-0		0-0-0	
4-4-0	0-0-0	0-0-		AWAY		1-1-0		0-1-0		3-2-0	
10-8-0	0-0-0	0-1-0		NEUTRAL		0-0-0		2-1-0		8-6-0	
4-10-0	0-0-0	0-0-0		CONFERENCE		0-2-0		0-4-0		4-4-0	
1-5-0	0-0-0	0-0-0		HOME		0-2-0		0-0-0		1-3-0	
3-5-0	0-0-0	0-0-0		AWAY		0-0-0		0-4-0		3-1-0	
0-0-0	0-0-0	0-0-0		NEUTRAL		0-0-0		0-0-0		0-0-0	
RPI S	Opponent	Score	RPI S	Opponent	Score	RPI S	Opponent	Score	RPI S	Opponent	Score
			37 N	James Madison	2 3	57 H	Ball St.	6 11	106 A	Kent St.	1 2
						57 H	Ball St.	0 5	106 A	Kent St.	3 5
						60 A	Georgia St.	2 0	107 A	Col. of Charleston	0 5
						98 A	Ga. Southern	4 6	123 N	Penn	7 2
									127 N	Troy	3 6
									128 A	Bowling Green	0 2
									128 A	Bowling Green	0 3
									145 N	South Dakota	5 1
									153 N	Lehigh	0 4
									163 N	Towson	7 5
									167 H	Ohio	2 4
									167 H	Ohio	0 6
									168 A	George Washington	4 7
									168 A	George Washington	7 9
									179 H	Miami (OH)	6 7
									179 H	Miami (OH)	8 1
									188 N	Tennessee Tech	1 3
									188 N	Tennessee Tech	9 2
									190 N	Fairleigh Dickinson	1 3
									204 N	Butler	2 1
									206 N	St. John's (NY)	0 6
									206 N	St. John's (NY)	14 1
									206 N	St. John's (NY)	4 2
									215 N	East Tenn. St.	3 2
									219 N	Northern Colo.	2 10
									220 A	Buffalo	3 2
									220 A	Buffalo	10 1
LAST 10 GAMES			167 H	Ohio	2 4	57 H	Ball St.	0 5	206 N	St. John's (NY)	4 2
			167 H	Ohio	0 6	57 H	Ball St.	6 11	215 N	East Tenn. St.	3 2
			265 A	Niagara	4 1	254 A	Cleveland St.	3 2	219 N	Northern Colo.	2 10
			179 H	Miami (OH)	6 7	254 A	Cleveland St.	5 4	220 A	Buffalo	3 2
			179 H	Miami (OH)	8 1	253 A	Toledo	2 6	220 A	Buffalo	10 1

Non-Div. I Games:

Akron

RPI	S	Opponent	Score	
237	N	Sacred Heart	1	3
253	A	Toledo	15	5
253	A	Toledo	2	6
254	A	Cleveland St.	3	2
254	A	Cleveland St.	5	4
255	N	North Dakota	8	3
256	N	Holy Cross	9	5
265	A	Niagara	4	1

Akron

Average RPI Win:		190	WON-LOST RECORD		WINNING PCT. RANK		LAST 10 GAMES		STRENGTH OF SCHEDULE		OPP. STRENGTH OF SCHEDULE		TEAM RPI		ADJ RPI		CONF. RPI		ADJ CONF. RPI					
Average RPI Loss:		114																						
DIV. I ONLY			15-32-0		.31915	235	7-3-0		101		156		199		.46272	192	23		23					
DIV. I NON-CONF.			4-27-0		.12903	278	0-1-0		84		65		245		.42886	241	24		24					
TOTALS		RPI 1-25		RPI 26-50		W-L RECORDS		RPI 51-100		RPI 101-150		RPI 150+												
15-32-0		1-3-0		0-5-0		OVERALL		0-5-0		3-10-0		11-9-0												
5-3-0		1-0-0		0-0-0		HOME		0-0-0		0-2-0		4-1-0												
8-5-0		0-0-0		0-0-0		AWAY		0-0-0		2-2-0		6-3-0												
2-24-0		0-3-0		0-5-0		NEUTRAL		0-5-0		1-6-0		1-5-0												
4-27-0		1-3-0		0-5-0		NON-CONFERENCE		0-5-0		2-7-0		1-7-0												
1-1-0		1-0-0		0-0-0		HOME		0-0-0		0-0-0		0-1-0												
1-2-0		0-0-0		0-0-0		AWAY		0-0-0		1-1-0		0-1-0												
2-24-0		0-3-0		0-5-0		NEUTRAL		0-5-0		1-6-0		1-5-0												
11-5-0		0-0-0		0-0-0		CONFERENCE		0-0-0		1-3-0		10-2-0												
4-2-0		0-0-0		0-0-0		HOME		0-0-0		0-2-0		4-0-0												
7-3-0		0-0-0		0-0-0		AWAY		0-0-0		1-1-0		6-2-0												
0-0-0		0-0-0		0-0-0		NEUTRAL		0-0-0		0-0-0		0-0-0												
RPI	S	Opponent		Score		RPI	S	Opponent		Score		RPI	S	Opponent		Score		RPI	S	Opponent		Score		
4	N	Oregon		1	8	32	N	Virginia Tech		1	9	61	N	Utah		0	7	102	N	Southern Ill.		2	4	
9	H	Michigan		2	1	41	N	South Fla.		0	5	66	N	Oklahoma St.		0	6	105	A	Robert Morris		0	1	
23	N	Florida St.		1	15	44	N	Illinois St.		0	17	89	N	Nevada		0	3	105	A	Robert Morris		7	3	
25	N	Mississippi St.		0	2	47	N	Northwestern		9	10	91	N	Fordham		6	14	112	N	Chattanooga		4	6	
						49	N	Notre Dame		0	5	100	N	Cal Poly		2	14	114	N	Maryland		3	5	
																		114	N	Maryland		1	18	
																		121	N	Pittsburgh		5	13	
																		124	H	Central Conn. St.		1	9	
																		124	H	Central Conn. St.		0	5	
																		133	A	Fla. Atlantic		1	6	
																		133	A	Fla. Atlantic		7	4	
																		135	N	BYU		3	2	
																		139	N	Loyola Chicago		0	2	
																		156	N	Loyola Marymount		4	9	
																		157	H	Stony Brook		7	8	
																		166	N	Western Mich.		8	3	
																		188	N	Tennessee Tech		3	9	
																		190	A	Fairleigh Dickinson		4	0	
																		190	A	Fairleigh Dickinson		2	5	
																		194	N	Radford		0	11	
																		203	H	Bryant		8	7	
																		203	H	Bryant		12	4	
																		206	A	St. John's (NY)		5	7	
																		211	N	Boston College		4	7	
																		217	A	Quinnipiac		9	7	
																		217	A	Quinnipiac		4	2	
																		237	A	Sacred Heart		3	2	
LAST 10 GAMES																								
						242	A	Saint Francis (PA)		10	0	272	H	Wagner		5	1	206	A	St. John's (NY)		5	7	
						242	A	Saint Francis (PA)		6	5	203	H	Bryant		12	4	211	N	Boston College		4	7	
						105	A	Robert Morris		0	1	203	H	Bryant		8	7	217	A	Quinnipiac		9	7	
						105	A	Robert Morris		7	3	206	A	St. John's (NY)		5	7	217	A	Quinnipiac		4	2	
						272	H	Wagner		6	5	237	A	Sacred Heart		4	5	237	A	Sacred Heart		3	2	

Non-Div. I Games:

LIU Brooklyn

RPI	S	Opponent	Score	
237	A	Sacred Heart	4	5
242	A	Saint Francis (PA)	10	0
242	A	Saint Francis (PA)	6	5
244	N	Florida A&M	3	5
272	H	Wagner	6	5
272	H	Wagner	5	1

LIU Brooklyn

L
I
U
B
r
o
o
k
l
y
n

L
I
U
B
r
o
o
k
l
y
n

Average RPI Win:		212	WON-LOST RECORD		WINNING PCT. RANK		LAST 10 GAMES		STRENGTH OF SCHEDULE		OPP. STRENGTH OF SCHEDULE		TEAM RPI		ADJ RPI		CONF. RPI		ADJ CONF. RPI				
DIV. I ONLY			23-20-0		.53488 123		3-7-0		261		162		192		.46259 193		27		27				
DIV. I NON-CONF.			15-13-0		.53571 122		0-2-0		224		162		160		.48386 165		25		25				
TOTALS		RPI 1-25		RPI 26-50		W-L RECORDS		RPI 51-100		RPI 101-150		RPI 150+											
23-20-0		0-1-0		0-2-0		OVERALL		2-2-0		2-9-0		19-6-0											
6-6-0		0-0-0		0-0-0		HOME		0-0-0		1-4-0		5-2-0											
6-9-0		0-0-0		0-2-0		AWAY		0-2-0		0-3-0		6-2-0											
11-5-0		0-1-0		0-0-0		NEUTRAL		2-0-0		1-2-0		8-2-0											
15-13-0		0-1-0		0-2-0		NON-CONFERENCE		2-2-0		1-4-0		12-4-0											
0-3-0		0-0-0		0-0-0		HOME		0-0-0		0-2-0		0-1-0											
4-5-0		0-0-0		0-0-		AWAY		0-2-0		0-0-0		4-1-0											
11-5-0		0-1-0		0-0-0		NEUTRAL		2-0-0		1-2-0		8-2-0											
8-7-0		0-0-0		0-0-0		CONFERENCE		0-0-0		1-5-0		7-2-0											
6-3-0		0-0-0		0-0-0		HOME		0-0-0		1-2-0		5-1-0											
2-4-0		0-0-0		0-0-0		AWAY		0-0-0		0-3-0		2-1-0											
0-0-0		0-0-0		0-0-0		NEUTRAL		0-0-0		0-0-0		0-0-0											
RPI	S	Opponent		Score		RPI	S	Opponent		Score		RPI	S	Opponent		Score							
6	N	Tennessee		0 5		30	A	Western Ky.		0 3		68	N	Central Ark.		7 3							
						46	A	FGCU		10 11		96	A	Stetson		3 4							
												96	A	Stetson		1 5							
												99	N	Iowa St.		4 2							
														114	N	Maryland		0 4					
														121	N	Pittsburgh		5 7					
														128	H	Bowling Green		3 6					
														128	H	Bowling Green		0 5					
														139	A	Loyola Chicago		1 9					
														139	A	Loyola Chicago		0 7					
														139	A	Loyola Chicago		2 6					
														144	H	Ill.-Chicago		0 10					
														144	H	Ill.-Chicago		3 1					
														144	H	Ill.-Chicago		4 7					
														147	N	Dayton		6 5					
														166	N	Western Mich.		1 2					
														175	N	Temple		9 0					
														176	H	Western Ill.		8 10					
														190	N	Fairleigh Dickinson		1 0					
														195	N	Cornell		4 3					
														212	A	Belmont		1 2					
														216	A	Eastern Mich.		3 2					
														216	A	Eastern Mich.		5 4					
														222	N	Jackson St.		11 2					
														224	N	UNC Wilmington		16 1					
														229	H	Green Bay		11 3					
														229	H	Green Bay		5 2					
														229	H	Green Bay		2 3					
														236	A	Charleston So.		6 5					
														236	A	Charleston So.		9 1					
														239	H	Wright St.		5 0					
LAST 10 GAMES																							
						274	A	Detroit		17 0		144	H	Ill.-Chicago		4 7		229	H	Green Bay		5 2	
						274	A	Detroit		12 1		128	H	Bowling Green		3 6		229	H	Green Bay		2 3	
						274	A	Detroit		0 9		128	H	Bowling Green		0 5		236	A	Charleston So.		6 5	
						144	H	Ill.-Chicago		3 1		139	A	Loyola Chicago		2 6		236	A	Charleston So.		9 1	
						144	H	Ill.-Chicago		0 10		139	A	Loyola Chicago		0 7		239	H	Wright St.		5 0	

Non-Div. I Games:

Valparaiso

RPI	S	Opponent	Score	
239	H	Wright St.	8	5
239	H	Wright St.	6	2
252	N	South Dakota St.	2	3
259	N	Colgate	7	5
259	N	Colgate	7	0
266	N	Maine	3	0
274	A	Detroit	17	0
274	A	Detroit	0	9
274	A	Detroit	12	1

Valparaiso

V
a
l
p
a
r
a
i
s
o

V
a
l
p
a
r
a
i
s
o

Average RPI Win:		202	WON-LOST		WINNING		LAST 10		STRENGTH OF		OPP. STRENGTH		TEAM		ADJ		CONF.		ADJ CONF.				
Average RPI Loss:		113	RECORD		PCT. RANK		GAMES		SCHEDULE		OF SCHEDULE		RPI		RPI		RPI		RPI				
DIV. I ONLY			16-28-0		.36364	218	2-8-0		140		190		197		.46123	194	20		20				
DIV. I NON-CONF.			7-19-0		.26923	248	0-2-0		160		161		234		.43719	230	20		20				
TOTALS		RPI 1-25		RPI 26-50		W-L RECORDS		RPI 51-100		RPI 101-150		RPI 150+											
16-28-0		0-1-0		0-6-0		OVERALL		2-7-0		1-4-0		13-10-0											
4-9-0		0-0-0		0-0-0		HOME		0-3-0		0-4-0		4-2-0											
6-11-0		0-0-0		0-5-0		AWAY		2-2-0		1-0-0		3-4-0											
6-8-0		0-1-0		0-1-0		NEUTRAL		0-2-0		0-0-0		6-4-0											
7-19-0		0-1-0		0-6-0		NON-CONFERENCE		0-3-0		1-1-0		6-8-0											
0-4-0		0-0-0		0-0-0		HOME		0-1-0		0-1-0		0-2-0											
1-7-0		0-0-0		0-0-		AWAY		0-0-0		1-0-0		0-2-0											
6-8-0		0-1-0		0-1-0		NEUTRAL		0-2-0		0-0-0		6-4-0											
9-9-0		0-0-0		0-0-0		CONFERENCE		2-4-0		0-3-0		7-2-0											
4-5-0		0-0-0		0-0-0		HOME		0-2-0		0-3-0		4-0-0											
5-4-0		0-0-0		0-0-0		AWAY		2-2-0		0-0-0		3-2-0											
0-0-0		0-0-0		0-0-0		NEUTRAL		0-0-0		0-0-0		0-0-0											
RPI	S	Opponent		Score		RPI	S	Opponent		Score		RPI	S	Opponent		Score		RPI	S	Opponent		Score	
22	N	Iowa		0 10		35	A	Georgia		0 12		54	N	Ohio St.		2 5		106	H	Kent St.		3 4	
						35	A	Georgia		0 11		58	N	North Dakota St.		0 8		114	A	Maryland		4 3	
						35	A	Georgia		2 10		77	A	Longwood		4 8		116	H	Campbell		8 9	
						38	A	North Carolina		1 7		77	H	Longwood		3 12		116	H	Campbell		4 11	
						38	A	North Carolina		3 7		77	H	Longwood		1 9		116	H	Campbell		3 4	
						48	N	South Carolina		0 9		86	H	Marshall		1 5		170	A	Charlotte		4 5	
												95	A	Coastal Caro.		4 2		170	A	Charlotte		0 1	
												95	A	Coastal Caro.		4 1		177	H	Binghamton		4 5	
												95	A	Coastal Caro.		1 5		177	H	Binghamton		6 16	
																		177	N	Binghamton		3 4	
																		192	N	LIU Brooklyn		11 0	
																		195	N	Cornell		7 5	
																		206	N	St. John's (NY)		2 6	
																		209	A	Liberty		0 7	
																		209	A	Liberty		12 4	
																		209	H	Liberty		6 3	
																		211	N	Boston College		3 4	
																		214	A	Presbyterian		6 1	
																		214	A	Presbyterian		11 1	
																		214	A	Presbyterian		1 4	
																		217	N	Quinnipiac		8 2	
																		235	N	Indiana St.		8 9	
																		235	N	Indiana St.		3 2	
																		236	H	Charleston So.		12 4	
																		236	H	Charleston So.		8 1	
																		236	H	Charleston So.		7 1	
																		269	N	Rhode Island		5 2	
LAST 10 GAMES																							
						116	H	Campbell		4 11		214	A	Presbyterian		6 1		235	N	Indiana St.		3 2	
						116	H	Campbell		3 4		214	A	Presbyterian		1 4		236	H	Charleston So.		12 4	
						116	H	Campbell		8 9		214	A	Presbyterian		11 1		236	H	Charleston So.		8 1	
						170	A	Charlotte		4 5		77	H	Longwood		3 12		236	H	Charleston So.		7 1	
						170	A	Charlotte		0 1		77	H	Longwood		1 9		269	N	Rhode Island		5 2	

RPI	S	Opponent	Score	
272	N	Wagner	8	1

Radford

R
a
d
f
o
r
d

R
a
d
f
o
r
d

Average RPI Win: 226		WON-LOST	WINNING	LAST 10	STRENGTH OF		OPP. STRENGTH	TEAM	ADJ		CONF.	ADJ CONF.			
Average RPI Loss: 148		RECORD	PCT. RANK	GAMES	SCHEDULE		OF SCHEDULE	RPI	RPI		RPI	RPI			
DIV. I ONLY		17-23-0	.425	181	3-7-0		177	247	201		.46098	195			
DIV. I NON-CONF.		10-14-0	.41667	188	0-2-0		162	235	192		.46836	191			
TOTALS		RPI 1-25	RPI 26-50		W-L RECORDS		RPI 51-100		RPI 101-150		RPI 150+				
17-23-0		0-0-0	0-1-0		OVERALL		0-6-0		2-7-0		15-9-0				
3-5-0		0-0-0	0-0-0		HOME		0-0-0		1-3-0		2-2-0				
7-12-0		0-0-0	0-1-0		AWAY		0-4-0		0-2-0		7-5-0				
7-6-0		0-0-0	0-0-0		NEUTRAL		0-2-0		1-2-0		6-2-0				
10-14-0		0-0-0	0-1-0		NON-CONFERENCE		0-6-0		1-4-0		9-3-0				
0-0-0		0-0-0	0-0-0		HOME		0-0-0		0-0-0		0-0-0				
3-8-0		0-0-0	0-0-		AWAY		0-4-0		0-2-0		3-1-0				
7-6-0		0-0-0	0-0-0		NEUTRAL		0-2-0		1-2-0		6-2-0				
7-9-0		0-0-0	0-0-0		CONFERENCE		0-0-0		1-3-0		6-6-0				
3-5-0		0-0-0	0-0-0		HOME		0-0-0		1-3-0		2-2-0				
4-4-0		0-0-0	0-0-0		AWAY		0-0-0		0-0-0		4-4-0				
0-0-0		0-0-0	0-0-0		NEUTRAL		0-0-0		0-0-0		0-0-0				
RPI	S	Opponent	Score	RPI	S	Opponent	Score	RPI	S	Opponent	Score	RPI	S	Opponent	Score
				41	A	South Fla.	0 5	69	A	Jacksonville	4 5	103	N	Monmouth	1 2
								69	A	Jacksonville	0 8	105	N	Robert Morris	3 2
								77	N	Longwood	1 8	111	N	Rutgers	1 9
								77	N	Longwood	0 8	123	H	Penn	0 13
								96	A	Stetson	3 10	123	H	Penn	2 6
								96	A	Stetson	6 7	123	H	Penn	5 6
												123	H	Penn	10 9
												131	A	Albany (NY)	0 3
												131	A	Albany (NY)	4 6
												193	N	Valparaiso	3 4
												194	N	Radford	5 7
												200	A	Harvard	2 11
												200	A	Harvard	10 7
												201	A	George Mason	3 0
												201	A	George Mason	1 6
												205	A	Dartmouth	10 9
												205	A	Dartmouth	2 6
												211	N	Boston College	8 6
												217	N	Quinnipiac	12 5
												246	A	Bethune-Cookman	7 3
												246	A	Bethune-Cookman	6 3
LAST 10 GAMES												249	A	Columbia	2 3
				123	H	Penn	2 6	131	A	Albany (NY)	0 3	249	A	Columbia	7 5
				123	H	Penn	5 6	249	A	Columbia	0 7	249	A	Columbia	6 0
				123	H	Penn	10 9	249	A	Columbia	2 3	249	A	Columbia	0 7
				123	H	Penn	0 13	249	A	Columbia	6 0	258	N	Manhattan	4 3
				131	A	Albany (NY)	4 6	249	A	Columbia	7 5	258	N	Manhattan	16 6

Non-Div. I Games:

Cornell

RPI	S	Opponent	Score	
263	H	Brown	8	5
263	H	Brown	9	6
271	H	Yale	5	7
271	H	Yale	2	7
277	N	Rider	9	1
277	N	Rider	6	5

Cornell

C
o
r
n
e
l
l

C
o
r
n
e
l
l

Average RPI Win:		202	WON-LOST		WINNING		LAST 10		STRENGTH OF		OPP. STRENGTH		TEAM		ADJ		CONF.		ADJ CONF.				
Average RPI Loss:		120	RECORD		PCT. RANK		GAMES		SCHEDULE		OF SCHEDULE		RPI		RPI		RPI		RPI				
DIV. I ONLY			12-21-0		.36364	218	0-10-0		92		226		189		.46086		196	14		14			
DIV. I NON-CONF.			6-6-0		.5	137	0-0-0		238		262		201		.45575		205	15		15			
TOTALS		RPI 1-25		RPI 26-50		W-L RECORDS		RPI 51-100		RPI 101-150		RPI 150+											
12-21-0		0-1-0		0-1-0		OVERALL		2-10-0		1-4-0		9-5-0											
4-10-0		0-0-0		0-0-0		HOME		2-4-0		1-4-0		1-2-0											
4-11-0		0-1-0		0-1-0		AWAY		0-6-0		0-0-0		4-3-0											
4-0-0		0-0-0		0-0-0		NEUTRAL		0-0-0		0-0-0		4-0-0											
6-6-0		0-1-0		0-1-0		NON-CONFERENCE		0-0-0		0-2-0		6-2-0											
1-4-0		0-0-0		0-0-0		HOME		0-0-0		0-2-0		1-2-0											
1-2-0		0-1-0		0-0-		AWAY		0-0-0		0-0-0		1-0-0											
4-0-0		0-0-0		0-0-0		NEUTRAL		0-0-0		0-0-0		4-0-0											
6-15-0		0-0-0		0-0-0		CONFERENCE		2-10-0		1-2-0		3-3-0											
3-6-0		0-0-0		0-0-0		HOME		2-4-0		1-2-0		0-0-0											
3-9-0		0-0-0		0-0-0		AWAY		0-6-0		0-0-0		3-3-0											
0-0-0		0-0-0		0-0-0		NEUTRAL		0-0-0		0-0-0		0-0-0											
RPI	S	Opponent		Score		RPI	S	Opponent		Score		RPI	S	Opponent		Score							
3	A	Texas		0	5	42	A	Houston		0	8	68	H	Central Ark.		5	1	141	H	Southeastern La.		2	14
												68	H	Central Ark.		13	3	141	H	Southeastern La.		3	4
												68	H	Central Ark.		5	11	141	H	Southeastern La.		10	2
												76	H	McNeese St.		5	6	150	H	UTSA		2	4
												76	H	McNeese St.		3	5	150	H	UTSA		4	10
												76	H	McNeese St.		0	2	169	N	Louisiana Tech		5	4
												80	A	Northwestern St.		1	6	171	A	Nicholls St.		8	0
												80	A	Northwestern St.		0	4	171	A	Nicholls St.		1	3
												80	A	Northwestern St.		0	2	171	A	Nicholls St.		6	7
												93	A	Sam Houston St.		4	5	233	A	A&M-Corpus Christi		9	3
												93	A	Sam Houston St.		4	5	233	A	A&M-Corpus Christi		12	4
												93	A	Sam Houston St.		2	8	233	A	A&M-Corpus Christi		3	4
																		247	A	Texas Southern		3	2
																		247	H	Texas Southern		5	8
																		250	H	Bucknell		6	1
																		250	H	Bucknell		7	9
																		276	N	Alcorn		9	0
																		281	N	Southern U.		16	1
																		281	N	Southern U.		8	0
						LAST 10 GAMES																	
																		80	A	Northwestern St.		1	6
																		80	A	Northwestern St.		0	2
																		80	A	Northwestern St.		0	4
																		76	H	McNeese St.		3	5
																		76	H	McNeese St.		5	6
																		76	H	McNeese St.		5	6
																		76	H	McNeese St.		5	6
																		76	H	McNeese St.		5	6
																		76	H	McNeese St.		5	6
																		76	H	McNeese St.		5	6
																		76	H	McNeese St.		5	6
																		76	H	McNeese St.		5	6
																		76	H	McNeese St.		5	6
																		76	H	McNeese St.		5	6
																		76	H	McNeese St.		5	6
																		76	H	McNeese St.		5	6
																		76	H	McNeese St.		5	6
																		76	H	McNeese St.		5	6
																		76	H	McNeese St.		5	6
																		76	H	McNeese St.		5	6
																		76	H	McNeese St.		5	6
																		76	H	McNeese St.		5	6
																		76	H	McNeese St.		5	6
																		76	H	McNeese St.		5	6
																		76	H	McNeese St.		5	6
																		76	H	McNeese St.		5	6
																		76	H	McNeese St.		5	6
																		76	H	McNeese St.		5	6
																		76	H	McNeese St.		5	6
																		76	H	McNeese St.		5	6
																		76	H	McNeese St.		5	6
																		76	H	McNeese St.		5	6
																		76	H	McNeese St.		5	6
																		76	H	McNeese St.			

Average RPI Win: 193		WON-LOST	WINNING	LAST 10	STRENGTH OF		OPP. STRENGTH	TEAM	ADJ	CONF.	ADJ CONF.
Average RPI Loss: 110		RECORD	PCT. RANK	GAMES	SCHEDULE		OF SCHEDULE	RPI	RPI	RPI	RPI
DIV. I ONLY		15-28-0	.34884	224	3-7-0		130	196	203	.46067	197
DIV. I NON-CONF.		10-15-0	.4	196	0-1-0		137	215	185	.47231	181
TOTALS		RPI 1-25	RPI 26-50		W-L RECORDS		RPI 51-100		RPI 101-150		RPI 150+
15-28-0	0-0-0	1-3-0		OVERALL		0-12-0		3-7-0		11-6-0	
11-10-0	0-0-0	0-1-0		HOME		0-5-0		2-3-0		9-1-0	
4-13-0	0-0-0	1-2-0		AWAY		0-5-0		1-3-0		2-3-0	
0-5-0	0-0-0	0-0-0		NEUTRAL		0-2-0		0-1-0		0-2-0	
10-15-0	0-0-0	1-3-0		NON-CONFERENCE		0-6-0		1-3-0		8-3-0	
8-4-0	0-0-0	0-1-0		HOME		0-2-0		1-1-0		7-0-0	
2-6-0	0-0-0	1-0-		AWAY		0-2-0		0-1-0		1-1-0	
0-5-0	0-0-0	0-0-0		NEUTRAL		0-2-0		0-1-0		0-2-0	
5-13-0	0-0-0	0-0-0		CONFERENCE		0-6-0		2-4-0		3-3-0	
3-6-0	0-0-0	0-0-0		HOME		0-3-0		1-2-0		2-1-0	
2-7-0	0-0-0	0-0-0		AWAY		0-3-0		1-2-0		1-2-0	
0-0-0	0-0-0	0-0-0		NEUTRAL		0-0-0		0-0-0		0-0-0	
RPI S	Opponent	Score		RPI S	Opponent	Score		RPI S	Opponent	Score	
32 H	Virginia Tech	1	2	54 N	Ohio St.	2	10	104 H	UNC Greensboro	8	5
35 A	Georgia	5	2	69 A	Jacksonville	1	11	104 H	UNC Greensboro	2	10
35 A	Georgia	0	8	69 A	Jacksonville	2	7	104 H	UNC Greensboro	1	5
38 A	North Carolina	0	6	77 H	Longwood	4	6	107 A	Col. of Charleston	5	4
				77 H	Longwood	1	8	107 A	Col. of Charleston	3	7
				87 A	Appalachian St.	1	7	107 A	Col. of Charleston	3	4
				87 A	Appalachian St.	3	7	115 H	East Carolina	6	3
				87 A	Appalachian St.	5	8	116 H	Campbell	5	7
				98 H	Ga. Southern	5	8	132 N	Winthrop	1	4
				98 H	Ga. Southern	4	6	133 A	Fla. Atlantic	3	5
				98 H	Ga. Southern	2	5	170 A	Charlotte	0	8
				99 N	Iowa St.	1	12	170 A	Charlotte	5	2
								172 A	Samford	0	10
								172 A	Samford	2	0
								172 A	Samford	0	3
								175 H	Temple	8	3
								205 N	Dartmouth	3	4
								207 H	Western Caro.	7	1
								207 H	Western Caro.	4	1
								207 H	Western Caro.	1	2
								227 H	Hampton	8	2
								246 N	Bethune-Cookman	4	5
								258 H	Manhattan	8	7
								258 H	Manhattan	10	5
								279 H	N.C. Central	6	3
								287 H	Saint Peter's	10	0
								287 H	Saint Peter's	13	3
LAST 10 GAMES				172 A	Samford	0	3	207 H	Western Caro.	1	2
				172 A	Samford	0	10	38 A	North Carolina	0	6
				172 A	Samford	2	0	87 A	Appalachian St.	1	7
				207 H	Western Caro.	4	1	87 A	Appalachian St.	3	7
				207 H	Western Caro.	7	1	87 A	Appalachian St.	5	8

Non-Div. I Games:

Elon

A
u
s
t
i
n
P
e
a
y

Austin Peay

[illegible]

Non-Div. I Games:

CSU Bakersfield

RPI	S	Opponent	Score	
264	H	Santa Clara	5	4
264	H	Santa Clara	4	2

CSU Bakersfield

C
S
U
B
a
k
e
r
s
f
i
e
l
d

C
S
U
B
a
k
e
r
s
f
i
e
l
d

H
a
r
v
a
r
d

Harvard

Harvard

Georg Mason

George Mason

RPI	S	Opponent	Score	
283	A	UMBC	5	3
284	H	UMES	2	1
284	H	UMES	2	1

George Mason

G
e
o
r
g
e
M
a
s
o
n

G
e
o
r
g
e
M
a
s
o
n

Seattle

Seattle

RPI	S	Opponent	Score	
252	N	South Dakota St.	0	8
267	N	Weber St.	5	0
271	H	Yale	6	1
271	N	Yale	6	2

Seattle

S
e
a
t
t
l
e

S
e
a
t
t
l
e

Average RPI Win: 220		WON-LOST RECORD	WINNING PCT. RANK	LAST 10 GAMES	STRENGTH OF SCHEDULE	OPP. STRENGTH OF SCHEDULE	TEAM RPI	ADJ RPI	CONF. RPI	ADJ CONF. RPI					
Average RPI Loss: 151															
DIV. I ONLY		16-20-0	.44444	167	5-5-0	217	225	208	.45715	203	23	23			
DIV. I NON-CONF.		9-11-0	.45	165	2-2-0	212	210	198	.46477	194	24	24			
<hr/>															
TOTALS		RPI 1-25		RPI 26-50		W-L RECORDS		RPI 51-100		RPI 101-150		RPI 150+			
16-20-0		0-0-0		0-1-0		OVERALL		0-3-0		3-6-0		13-10-0			
6-3-0		0-0-0		0-0-0		HOME		0-0-0		0-0-0		6-3-0			
7-11-0		0-0-0		0-1-0		AWAY		0-1-0		2-5-0		5-4-0			
3-6-0		0-0-0		0-0-0		NEUTRAL		0-2-0		1-1-0		2-3-0			
9-11-0		0-0-0		0-1-0		NON-CONFERENCE		0-3-0		3-2-0		6-5-0			
1-2-0		0-0-0		0-0-0		HOME		0-0-0		0-0-0		1-2-0			
5-3-0		0-0-0		0-0-		AWAY		0-1-0		2-1-0		3-0-0			
3-6-0		0-0-0		0-0-0		NEUTRAL		0-2-0		1-1-0		2-3-0			
7-9-0		0-0-0		0-0-0		CONFERENCE		0-0-0		0-4-0		7-5-0			
5-1-0		0-0-0		0-0-0		HOME		0-0-0		0-0-0		5-1-0			
2-8-0		0-0-0		0-0-0		AWAY		0-0-0		0-4-0		2-4-0			
0-0-0		0-0-0		0-0-0		NEUTRAL		0-0-0		0-0-0		0-0-0			
RPI	S	Opponent	Score	RPI	S	Opponent	Score	RPI	S	Opponent	Score				
				45	A	San Diego St.	6 13	55	N	Texas Tech	1 7				
								63	N	Kansas	2 10				
								64	A	Auburn	0 10				
										103	A	Monmouth	1 7		
										103	A	Monmouth	5 6		
										117	N	UNLV	2 1		
										120	A	Connecticut	2 5		
										124	A	Central Conn. St.	1 8		
										124	A	Central Conn. St.	0 8		
										131	A	Albany (NY)	8 3		
										131	A	Albany (NY)	6 5		
										148	N	Texas-Arlington	1 2		
										178	A	San Diego	1 0		
										178	N	San Diego	1 5		
										183	H	Boston U.	6 8		
										187	N	Fairfield	1 3		
										190	A	Fairleigh Dickinson	8 1		
										190	A	Fairleigh Dickinson	1 3		
										192	A	LIU Brooklyn	7 8		
										192	A	LIU Brooklyn	4 12		
										211	H	Boston College	3 4		
										221	N	Marist	5 3		
										231	N	Tennessee St.	10 4		
										235	N	Indiana St.	2 10		
				LAST 10 GAMES							237	H	Sacred Heart	4 3	
				237	H	Sacred Heart	3 2	190	A	Fairleigh Dickinson	1 3	237	H	Sacred Heart	3 2
				237	H	Sacred Heart	4 3	192	A	LIU Brooklyn	4 12	242	H	Saint Francis (PA)	9 2
				120	A	Connecticut	2 5	192	A	LIU Brooklyn	7 8	242	H	Saint Francis (PA)	5 9
				183	H	Boston U.	6 8	131	A	Albany (NY)	8 3	257	A	Mt. St. Mary's	0 1
				190	A	Fairleigh Dickinson	8 1	131	A	Albany (NY)	6 5	257	A	Mt. St. Mary's	10 3

Non-Div. I Games:

Bryant

RPI	S	Opponent	Score	
263	H	Brown	10	1
271	A	Yale	12	7
271	A	Yale	10	2
272	H	Wagner	6	4
272	H	Wagner	8	7

Bryant

B
r
y
a
n
t

B
r
y
a
n
t

Average RPI Win:	215	WON-LOST	WINNING	LAST 10	STRENGTH OF	OPP. STRENGTH	TEAM	ADJ	CONF.	ADJ CONF.	
Average RPI Loss:	142	RECORD	PCT. RANK	GAMES	SCHEDULE	OF SCHEDULE	RPI	RPI	RPI	RPI	
DIV. I ONLY	18-22-0	.45	165	4-4-0	218	222	205	.45565	204	22	22
DIV. I NON-CONF.	11-15-0	.42308	183	0-0-0	248	229	229	.43865	228	22	22
<hr/>											
TOTALS	RPI 1-25	RPI 26-50		W-L RECORDS		RPI 51-100		RPI 101-150		RPI 150+	
18-22-0	0-0-0	0-0-0		OVERALL		2-6-0		0-5-0		16-11-0	
8-4-0	0-0-0	0-0-0		HOME		2-2-0		0-0-0		6-2-0	
3-9-0	0-0-0	0-0-0		AWAY		0-3-0		0-3-0		3-3-0	
7-9-0	0-0-0	0-0-0		NEUTRAL		0-1-0		0-2-0		7-6-0	
11-15-0	0-0-0	0-0-0		NON-CONFERENCE		0-4-0		0-3-0		11-8-0	
2-0-0	0-0-0	0-0-0		HOME		0-0-0		0-0-0		2-0-0	
2-6-0	0-0-0	0-0-		AWAY		0-3-0		0-1-0		2-2-0	
7-9-0	0-0-0	0-0-0		NEUTRAL		0-1-0		0-2-0		7-6-0	
7-7-0	0-0-0	0-0-0		CONFERENCE		2-2-0		0-2-0		5-3-0	
6-4-0	0-0-0	0-0-0		HOME		2-2-0		0-0-0		4-2-0	
1-3-0	0-0-0	0-0-0		AWAY		0-0-0		0-2-0		1-1-0	
0-0-0	0-0-0	0-0-0		NEUTRAL		0-0-0		0-0-0		0-0-0	
RPI	S	Opponent	Score	RPI	S	Opponent	Score	RPI	S	Opponent	Score
						53 A Kennesaw St.	2 6	102 A Southern Ill.		0 9	
						57 A Ball St.	2 11	118 N Bradley		7 14	
						62 N Creighton	0 3	131 N Albany (NY)		0 4	
						70 H Saint Joseph's	4 5	147 A Dayton		3 5	
						70 H Saint Joseph's	5 2	147 A Dayton		3 6	
						79 A Georgia Tech	4 24	153 N Lehigh		2 0	
						91 H Fordham	3 2	159 N Northern Ill.		2 3	
						91 H Fordham	0 3	168 A George Washington		1 0	
								168 A George Washington		1 4	
								175 H Temple		2 5	
								175 H Temple		3 7	
								179 A Miami (OH)		4 5	
								179 A Miami (OH)		2 6	
								184 N Army		2 0	
								189 N Missouri St.		2 5	
								190 N Fairleigh Dickinson		3 0	
								191 N Akron		1 2	
								208 H Morehead St.		6 3	
								208 H Morehead St.		7 6	
								216 N Eastern Mich.		1 6	
								216 N Eastern Mich.		0 8	
								228 A IUPUI		5 1	
								228 N IUPUI		0 1	
								231 A Tennessee St.		7 3	
								251 H La Salle		15 1	
								251 H La Salle		2 0	
								255 N North Dakota		4 2	
				LAST 10 GAMES							
				175 H Temple	2 5	91 H Fordham	0 3	228 N IUPUI		0 1	
				175 H Temple	3 7	251 H La Salle	2 0	231 A Tennessee St.		7 3	
				70 H Saint Joseph's	5 2	251 H La Salle	15 1	251 H La Salle		15 1	
				70 H Saint Joseph's	4 5	208 H Morehead St.	7 6	251 H La Salle		2 0	
				91 H Fordham	3 2	208 H Morehead St.	6 3	255 N North Dakota		4 2	

Non-Div. I Games:

Butler

RPI	S	Opponent	Score	
268	H	St. Bonaventure	6	3
268	H	St. Bonaventure	2	1
272	N	Wagner	6	2
287	N	Saint Peter's	3	0
289	N	Morgan St.	8	3

Butler

B
u
t
l
e
r

B
u
t
l
e
r

Average RPI Win:	212	WON-LOST RECORD	WINNING PCT. RANK	LAST 10 GAMES	STRENGTH OF SCHEDULE	OPP. STRENGTH OF SCHEDULE	TEAM RPI	ADJ RPI	CONF. RPI	ADJ CONF. RPI	
DIV. I ONLY	22-17-0	.5641	107	9-1-0	264	223	191	.45555	205	24	25
DIV. I NON-CONF.	10-13-0	.43478	177	0-1-0	257	218	228	.43327	235	27	27
TOTALS	RPI 1-25	RPI 26-50	W-L RECORDS		RPI 51-100	RPI 101-150	RPI 150+				
22-17-0	0-0-0	0-1-0	OVERALL		1-1-0	3-4-0	18-11-0				
6-3-0	0-0-0	0-0-0	HOME		0-0-0	0-0-0	6-3-0				
8-8-0	0-0-0	0-1-0	AWAY		0-1-0	1-2-0	7-3-0				
8-6-0	0-0-0	0-0-0	NEUTRAL		1-0-0	2-1-0	5-5-0				
10-13-0	0-0-0	0-1-0	NON-CONFERENCE		1-1-0	2-3-0	7-8-0				
0-1-0	0-0-0	0-0-0	HOME		0-0-0	0-0-0	0-1-0				
2-6-0	0-0-0	0-0-	AWAY		0-1-0	0-2-0	2-2-0				
8-6-0	0-0-0	0-0-0	NEUTRAL		1-0-0	2-1-0	5-5-0				
12-4-0	0-0-0	0-0-0	CONFERENCE		0-0-0	1-1-0	11-3-0				
6-2-0	0-0-0	0-0-0	HOME		0-0-0	0-0-0	6-2-0				
6-2-0	0-0-0	0-0-0	AWAY		0-0-0	1-1-0	5-1-0				
0-0-0	0-0-0	0-0-0	NEUTRAL		0-0-0	0-0-0	0-0-0				
RPI S	Opponent	Score	RPI S	Opponent	Score	RPI S	Opponent	Score	RPI S	Opponent	Score
			46 A	FGCU	2 3	96 A	Stetson	0 7	105 N	Robert Morris	3 0
						99 N	Iowa St.	8 7	111 N	Rutgers	5 6
									114 N	Maryland	4 0
									123 A	Penn	4 1
									123 A	Penn	1 3
									133 A	Fla. Atlantic	1 2
									133 A	Fla. Atlantic	0 5
									165 H	Princeton	7 9
									165 H	Princeton	4 1
									168 A	George Washington	3 2
									168 A	George Washington	2 1
									173 N	Seton Hall	0 5
									195 H	Cornell	6 2
									195 H	Cornell	9 10
									197 N	Elon	4 3
									209 N	Liberty	4 10
									211 H	Boston College	6 19
									217 N	Quinnipiac	4 0
									237 A	Sacred Heart	6 7
									237 A	Sacred Heart	3 6
									244 N	Florida A&M	6 2
									246 N	Bethune-Cookman	1 2
									246 N	Bethune-Cookman	8 4
									246 N	Bethune-Cookman	3 2
									246 N	Bethune-Cookman	6 9
									249 A	Columbia	6 9
									249 A	Columbia	5 1
	</										

Non-Div. I Games:

Dartmouth

RPI	S	Opponent	Score	
263	H	Brown	9	1
263	H	Brown	5	0
263	H	Brown	5	1
263	H	Brown	10	0
269	N	Rhode Island	3	4
271	A	Yale	8	0
271	A	Yale	10	1
271	A	Yale	10	8
271	A	Yale	5	0

Dartmouth

D
a
r
t
m
o
u
t
h

D
a
r
t
m
o
u
t
h

Average RPI Win:	149	WON-LOST	WINNING	LAST 10	STRENGTH OF	OPP. STRENGTH	TEAM	ADJ	CONF.	ADJ CONF.		
Average RPI Loss:	116	RECORD	PCT. RANK	GAMES	SCHEDULE	OF SCHEDULE	RPI	RPI	RPI	RPI		
DIV. I ONLY		12-31-1	.28409	251	3-7-0	93	110	206	.45543	206	8	10
DIV. I NON-CONF.		9-20-1	.31667	232	3-0-0	139	155	207	.45286	208	7	9
<hr/>												
TOTALS	RPI 1-25	RPI 26-50		W-L RECORDS		RPI 51-100		RPI 101-150		RPI 150+		
12-31-1	1-5-0	0-2-0		OVERALL		2-7-1		2-7-0		7-10-0		
4-4-0	0-3-0	0-0-0		HOME		0-0-0		0-0-0		4-1-0		
5-18-0	0-2-0	0-2-0		AWAY		2-3-0		2-7-0		1-4-0		
3-9-1	1-0-0	0-0-0		NEUTRAL		0-4-1		0-0-0		2-5-0		
9-20-1	1-2-0	0-0-0		NON-CONFERENCE		2-7-1		1-2-0		5-9-0		
2-0-0	0-0-0	0-0-0		HOME		0-0-0		0-0-0		2-0-0		
4-11-0	0-2-0	0-0-		AWAY		2-3-0		1-2-0		1-4-0		
3-9-1	1-0-0	0-0-0		NEUTRAL		0-4-1		0-0-0		2-5-0		
3-11-0	0-3-0	0-2-0		CONFERENCE		0-0-0		1-5-0		2-1-0		
2-4-0	0-3-0	0-0-0		HOME		0-0-0		0-0-0		2-1-0		
1-7-0	0-0-0	0-2-0		AWAY		0-0-0		1-5-0		0-0-0		
0-0-0	0-0-0	0-0-0		NEUTRAL		0-0-0		0-0-0		0-0-0		
RPI	S	Opponent	Score	RPI	S	Opponent	Score	RPI	S	Opponent	Score	
5	A	Alabama	1 9	41	A	South Fla.	0 4	54	N	Ohio St.	0 4	
5	A	Alabama	4 12	41	A	South Fla.	2 5	59	A	San Jose St.	7 3	
11	H	Louisville	0 8					59	A	San Jose St.	1 3	
11	H	Louisville	0 15					70	N	Saint Joseph's	8 8	
11	H	Louisville	4 6					70	N	Saint Joseph's	1 4	
22	N	Iowa	3 1					74	A	Pacific	2 7	
								98	A	Ga. Southern	1 5	
								98	A	Ga. Southern	4 3	
								99	N	Iowa St.	1 11	
								99	N	Iowa St.	9 11	
								114	A	Maryland	2 3	
								115	A	East Carolina	9 5	
								115	A	East Carolina	0 1	
								120	A	Connecticut	3 4	
								120	A	Connecticut	2 7	
								120	A	Connecticut	5 6	
								121	A	Pittsburgh	5 3	
								121	A	Pittsburgh	3 6	
								121	A	Pittsburgh	2 3	
								168	A	George Washington	1 4	
								173	H	Seton Hall	4 2	
								173	H	Seton Hall	11 3	
								173	H	Seton Hall	0 10	
								177	N	Binghamton	3 6	
								188	N	Tennessee Tech	3 4	
								190	A	Fairleigh Dickinson	3 2	
								191	N	Akron	6 0	
								191	N	Akron	1 14	
								191	N	Akron	2 4	
								192	H	LIU Brooklyn	7 5	
								194	N	Radford	6 2	
								213	N	Drexel	6 11	
								258	A	Manhattan	0 2	
								258	A	Manhattan	2 3	
								260	H	Iona	9 1	
								264	A	Santa Clara	2 3	
								41	A	South Fla.	0 4	
<hr/>												

Non-Div. I Games:

St. John's (NY)

Average RPI Win: 185		WON-LOST	WINNING	LAST 10	STRENGTH OF		OPP. STRENGTH	TEAM	ADJ		CONF.	ADJ CONF.							
Average RPI Loss: 118		RECORD	PCT. RANK	GAMES	SCHEDULE		OF SCHEDULE	RPI	RPI		RPI	RPI							
DIV. I ONLY		18-31-0	.36735	217	4-6-0		166	137	204		.45511	207							
DIV. I NON-CONF.		10-18-0	.35714	211	0-2-0		179	163	209		.45045	214							
TOTALS		RPI 1-25	RPI 26-50		W-L RECORDS		RPI 51-100		RPI 101-150		RPI 150+								
18-31-0		0-2-0	0-5-0		OVERALL		3-4-0		3-10-0		12-10-0								
7-11-0		0-0-0	0-0-0		HOME		3-3-0		1-7-0		3-1-0								
5-12-0		0-2-0	0-5-0		AWAY		0-1-0		2-1-0		3-3-0								
6-8-0		0-0-0	0-0-0		NEUTRAL		0-0-0		0-2-0		6-6-0								
10-18-0		0-2-0	0-5-0		NON-CONFERENCE		0-1-0		1-3-0		9-7-0								
4-2-0		0-0-0	0-0-0		HOME		0-0-0		1-1-0		3-1-0								
0-8-0		0-2-0	0-0-		AWAY		0-1-0		0-0-0		0-0-0								
6-8-0		0-0-0	0-0-0		NEUTRAL		0-0-0		0-2-0		6-6-0								
8-13-0		0-0-0	0-0-0		CONFERENCE		3-3-0		2-7-0		3-3-0								
3-9-0		0-0-0	0-0-0		HOME		3-3-0		0-6-0		0-0-0								
5-4-0		0-0-0	0-0-0		AWAY		0-0-0		2-1-0		3-3-0								
0-0-0		0-0-0	0-0-0		NEUTRAL		0-0-0		0-0-0		0-0-0								
RPI	S	Opponent	Score		RPI	S	Opponent	Score		RPI	S	Opponent	Score						
2	A	Florida	0	5	35	A	Georgia	0	12	87	H	Appalachian St.	13	4					
6	A	Tennessee	2	11	35	A	Georgia	0	9	87	H	Appalachian St.	4	5					
					39	A	USC Upstate	1	9	87	H	Appalachian St.	1	6					
					39	A	USC Upstate	0	9	95	A	Coastal Caro.	0	4					
					39	A	USC Upstate	0	1	98	H	Ga. Southern	5	2					
										98	H	Ga. Southern	0	4					
										98	H	Ga. Southern	7	2					
												104	H	UNC Greensboro	3	7			
												104	H	UNC Greensboro	1	5			
												104	H	UNC Greensboro	1	11			
												105	N	Robert Morris	7	9			
												112	H	Chattanooga	8	11			
												112	H	Chattanooga	1	10			
												112	H	Chattanooga	5	7			
												119	A	Furman	1	0			
												119	A	Furman	5	4			
												119	A	Furman	0	3			
												131	N	Albany (NY)	2	5			
												132	H	Winthrop	8	7			
												132	H	Winthrop	5	7			
												152	N	UMKC	2	6			
												172	A	Samford	6	2			
												172	A	Samford	1	0			
												172	A	Samford	1	5			
												174	N	Wichita St.	5	8			
												174	N	Wichita St.	0	4			
												197	A	Elon	1	7			
												197	A	Elon	1	4			
												197	A	Elon	2	1			
												213	N	Drexel	3	2			
												213	N	Drexel	5	6			
												215	H	East Tenn. St.	0	3			
												215	H	East Tenn. St.	8	1			
												224	N	UNC Wilmington	4	1			
				LAST 10 GAMES															
					98	H	Ga. Southern	5	2	197	A	Elon	2	1	213	N	Drexel	3	2
					98	H	Ga. Southern	0	4	35	A	Georgia	0	9	213	N	Drexel	5	6
					98	H	Ga. Southern	7	2	35	A	Georgia	0	12	215	H	East Tenn. St.	0	3
					197	A	Elon	1	4	119	A	Furman	0	3	215	H	East Tenn. St.	8	1
					197	A	Elon	1	7	119	A	Furman	5	4	224	N	UNC Wilmington	4	1

Non-Div. I Games:

Western Caro.

RPI	S	Opponent	Score	
232	H	Gardner-Webb	8	1
232	H	Gardner-Webb	8	7
236	N	Charleston So.	3	0
236	N	Charleston So.	2	0
237	N	Sacred Heart	0	2
245	N	Savannah St.	1	2
266	N	Maine	5	4
279	N	N.C. Central	13	2

Western Caro.

W
e
s
t
e
r
n
C
a
r
o
.

W
e
s
t
e
r
n
C
a
r
o
.

M
o
r
e
h
e
a
d
s
t
.

Morehead St.

Morehead St.

Average RPI Win:	216	WON-LOST RECORD	WINNING PCT. RANK	LAST 10 GAMES	STRENGTH OF SCHEDULE	OPP. STRENGTH OF SCHEDULE	TEAM RPI	ADJ RPI	CONF. RPI	ADJ CONF. RPI			
DIV. I ONLY	19-28-0	.40426	198	2-8-0	188	219	211	.45377	209	20	20		
DIV. I NON-CONF.	11-15-0	.42308	183	0-2-0	147	238	183	.4701	186	20	20		
<hr/>													
TOTALS	RPI 1-25	RPI 26-50		W-L RECORDS		RPI 51-100		RPI 101-150		RPI 150+			
19-28-0	0-0-0	0-4-0		OVERALL		1-6-0		1-9-0		17-9-0			
8-5-0	0-0-0	0-0-0		HOME		0-2-0		0-0-0		8-3-0			
6-16-0	0-0-0	0-3-0		AWAY		1-1-0		1-9-0		4-3-0			
5-7-0	0-0-0	0-1-0		NEUTRAL		0-3-0		0-0-0		5-3-0			
11-15-0	0-0-0	0-4-0		NON-CONFERENCE		0-4-0		1-3-0		10-4-0			
2-1-0	0-0-0	0-0-0		HOME		0-0-0		0-0-0		2-1-0			
4-7-0	0-0-0	0-0-		AWAY		0-1-0		1-3-0		3-0-0			
5-7-0	0-0-0	0-1-0		NEUTRAL		0-3-0		0-0-0		5-3-0			
8-13-0	0-0-0	0-0-0		CONFERENCE		1-2-0		0-6-0		7-5-0			
6-4-0	0-0-0	0-0-0		HOME		0-2-0		0-0-0		6-2-0			
2-9-0	0-0-0	0-0-0		AWAY		1-0-0		0-6-0		1-3-0			
0-0-0	0-0-0	0-0-0		NEUTRAL		0-0-0		0-0-0		0-0-0			
RPI	S	Opponent	Score	RPI	S	Opponent	Score	RPI	S	Opponent	Score		
				37	A	James Madison	2 12	56	N	SIU Edwardsville	3 4		
				37	A	James Madison	1 5	77	A	Longwood	8 7		
				41	A	South Fla.	0 5	77	H	Longwood	6 14		
				49	N	Notre Dame	2 10	77	H	Longwood	2 9		
								81	A	UCF	0 3		
								94	N	Eastern Ky.	0 4		
								99	N	Iowa St.	1 9		
										116	A	UNC Greensboro	4 5
										104	A	UNC Greensboro	0 8
										115	A	East Carolina	1 12
										115	A	East Carolina	5 4
										116	A	Campbell	2 5
										116	A	Campbell	3 4
										116	A	Campbell	3 4
										132	A	Winthrop	2 3
										132	A	Winthrop	4 6
										132	A	Winthrop	3 4
										175	N	Temple	6 5
										187	N	Fairfield	9 8
										187	N	Fairfield	2 12
										188	N	Tennessee Tech	3 10
										194	A	Radford	3 6
										194	H	Radford	7 0
										194	H	Radford	4 12
										205	N	Dartmouth	10 4
										214	H	Presbyterian	8 6
										214	H	Presbyterian	5 4
										214	H	Presbyterian	2 1
										224	N	UNC Wilmington	1 3
										227	H	Hampton	8 10
										227	H	Hampton	10 1
										228	N	IUPUI	5 2
										232	H	Gardner-Webb	2 4
										232	H	Gardner-Webb	13 5
										232	H	Gardner-Webb	2 4
				</									

RPI	S	Opponent	Score	
232	H	Gardner-Webb	3	1
236	A	Charleston So.	15	4
236	A	Charleston So.	4	6
236	A	Charleston So.	0	11
258	H	Manhattan	7	0
266	N	Maine	4	3
279	A	N.C. Central	8	4
279	A	N.C. Central	4	1
279	A	N.C. Central	16	3

Liberty

L
i
b
e
r
t
y

L
i
b
e
r
t
y

Average RPI Win:	205	WON-LOST RECORD	WINNING PCT. RANK	LAST 10 GAMES	STRENGTH OF SCHEDULE	OPP. STRENGTH OF SCHEDULE	TEAM RPI	ADJ RPI	CONF. RPI	ADJ CONF. RPI					
Average RPI Loss:	97														
DIV. I ONLY		17-28-0	.37778	213	2-8-0	197	98	210	.45338	210	9	7			
DIV. I NON-CONF.		16-15-0	.51613	136	1-0-0	259	144	196	.46345	196	9	7			
<hr/>															
TOTALS	RPI 1-25	RPI 26-50		W-L RECORDS		RPI 51-100		RPI 101-150		RPI 150+					
17-28-0	0-6-0	1-2-0		OVERALL		0-8-0		2-5-0		14-7-0					
13-12-0	0-0-0	1-0-0		HOME		0-5-0		1-3-0		11-4-0					
0-9-0	0-3-0	0-2-0		AWAY		0-3-0		0-1-0		0-0-0					
4-7-0	0-3-0	0-0-0		NEUTRAL		0-0-0		1-1-0		3-3-0					
16-15-0	0-3-0	1-2-0		NON-CONFERENCE		0-0-0		1-3-0		14-7-0					
12-5-0	0-0-0	1-0-0		HOME		0-0-0		0-1-0		11-4-0					
0-3-0	0-0-0	0-0-		AWAY		0-0-0		0-1-0		0-0-0					
4-7-0	0-3-0	0-0-0		NEUTRAL		0-0-0		1-1-0		3-3-0					
1-13-0	0-3-0	0-0-0		CONFERENCE		0-8-0		1-2-0		0-0-0					
1-7-0	0-0-0	0-0-0		HOME		0-5-0		1-2-0		0-0-0					
0-6-0	0-3-0	0-0-0		AWAY		0-3-0		0-0-0		0-0-0					
0-0-0	0-0-0	0-0-0		NEUTRAL		0-0-0		0-0-0		0-0-0					
RPI	S	Opponent	Score	RPI	S	Opponent	Score	RPI	S	Opponent	Score				
1	N	Oklahoma	0 7	28	A	Arizona	2 12	52	H	Cal St. Fullerton	1 3	110	A	Fresno St.	3 7
8	N	Washington	0 8	45	A	San Diego St.	1 9	52	H	Cal St. Fullerton	0 11	126	H	UC Davis	8 5
14	N	Kentucky	3 11	45	H	San Diego St.	6 5	71	H	Long Beach St.	2 10	126	H	UC Davis	0 1
20	A	Hawaii	2 12					71	H	Long Beach St.	2 6	126	H	UC Davis	1 3
20	A	Hawaii	0 16					71	H	Long Beach St.	11 14	138	H	Boise St.	2 4
20	A	Hawaii	1 8					74	A	Pacific	2 6	149	N	Portland St.	1 0
								74	A	Pacific	1 6	149	N	Portland St.	3 11
								74	A	Pacific	4 6	159	H	Northern Ill.	0 7
												159	H	Northern Ill.	1 5
												178	H	San Diego	0 5
												178	H	San Diego	4 1
												183	N	Boston U.	2 0
												183	N	Boston U.	6 7
												185	N	Sacramento St.	2 1
												186	N	Southern Miss.	10 2
												220	H	Buffalo	4 3
												220	H	Buffalo	5 1
												223	H	Southern Utah	9 1
												223	H	Southern Utah	2 1
												228	H	IUPUI	5 6
												238	N	UTEP	1 9
												238	N	UTEP	3 5
												246	H	Bethune-Cookman	8 5
												246	H	Bethune-Cookman	12 4
												260	H	Iona	8 5
												260	H	Iona	6 2
												267	H	Weber St.	7 5
<hr/>															
				LAST 10 GAMES											
				126	H	UC Davis	0 1	45	H	San Diego St.	6 5	246	H	Bethune-Cookman	8 5
				126	H	UC Davis	8 5	20	A	Hawaii	2 12	246	H	Bethune-Cookman	12 4
				126	H	UC Davis	1 3	20	A	Hawaii	1 8	260	H	Iona	8 5
				52	H	Cal St. Fullerton	0 11	20	A	Hawaii	0 16	260	H	Iona	6 2
				52	H	Cal St. Fullerton	1 3	71	H	Long Beach St.	2 6	267	H	Weber St.	7 5

Non-Div. I Games:

UC Riverside

RPI	S	Opponent	Score	
267	H	Weber St.	4	3

UC Riverside

U
C
R
i
v
e
r
s
i
d
e

U
C
R
i
v
e
r
s
i
d
e

[illegible]

Non-Div. I Games:

Boston College

B
e
l
m
o
n
t

Belmont

Average RPI Win:	216	WON-LOST	WINNING	LAST 10	STRENGTH OF	OPP. STRENGTH	TEAM	ADJ	CONF.	ADJ CONF.	
Average RPI Loss:	114	RECORD	PCT. RANK	GAMES	SCHEDULE	OF SCHEDULE	RPI	RPI	RPI	RPI	
DIV. I ONLY	11-31-0	.2619	261	1-9-0	68	213	215	.45238	213	12	12
DIV. I NON-CONF.	11-16-0	.40741	194	1-1-0	192	257	211	.45176	210	12	13
<hr/>											
TOTALS	RPI 1-25	RPI 26-50		W-L RECORDS		RPI 51-100		RPI 101-150		RPI 150+	
11-31-0	0-0-0	0-6-0		OVERALL		1-9-0		0-4-0		10-12-0	
2-11-0	0-0-0	0-3-0		HOME		0-7-0		0-1-0		2-0-0	
5-13-0	0-0-0	0-3-0		AWAY		0-0-0		0-2-0		5-7-0	
4-7-0	0-0-0	0-0-0		NEUTRAL		1-1-0		0-1-0		3-5-0	
<hr/>											
11-16-0	0-0-0	0-0-0		NON-CONFERENCE		1-3-0		0-4-0		10-9-0	
2-2-0	0-0-0	0-0-0		HOME		0-1-0		0-1-0		2-0-0	
5-7-0	0-0-0	0-0-		AWAY		0-1-0		0-2-0		5-4-0	
4-7-0	0-0-0	0-0-0		NEUTRAL		1-1-0		0-1-0		3-5-0	
<hr/>											
0-15-0	0-0-0	0-6-0		CONFERENCE		0-6-0		0-0-0		0-3-0	
0-9-0	0-0-0	0-3-0		HOME		0-6-0		0-0-0		0-0-0	
0-6-0	0-0-0	0-3-0		AWAY		0-0-0		0-0-0		0-3-0	
0-0-0	0-0-0	0-0-0		NEUTRAL		0-0-0		0-0-0		0-0-0	
<hr/>											
RPI S	Opponent	Score	RPI S	Opponent	Score	RPI S	Opponent	Score	RPI S	Opponent	Score
			31 H	Hofstra	0 5	60 H	Georgia St.	6 7	104 A	UNC Greensboro	4 9
			31 H	Hofstra	0 11	60 H	Georgia St.	0 9	116 A	Campbell	0 4
			31 H	Hofstra	0 13	60 H	Georgia St.	0 9	123 H	Penn	2 3
			37 A	James Madison	0 8	70 H	Saint Joseph's	0 3	131 N	Albany (NY)	0 9
			37 A	James Madison	1 11	78 H	Delaware	4 11	163 A	Towson	0 4
			37 A	James Madison	1 11	78 H	Delaware	3 6	163 A	Towson	0 8
						78 H	Delaware	2 3	163 A	Towson	2 3
						86 N	Marshall	0 4	164 A	Georgetown	3 1
						86 N	Marshall	4 3	168 A	George Washington	0 8
						95 A	Coastal Caro.	0 8	168 A	George Washington	0 6
									168 A	George Washington	3 2
									170 A	Charlotte	2 10
									170 A	Charlotte	10 19
									174 N	Wichita St.	0 4
									206 N	St. John's (NY)	11 6
									207 N	Western Caro.	2 3
									207 N	Western Caro.	6 5
									208 N	Morehead St.	5 8
									217 N	Quinnipiac	0 1
									226 N	Northern Ky.	1 5
									241 N	Norfolk St.	5 3
			LAST 10 GAMES						250 A	Bucknell	3 1
			60 H	Georgia St.	0 9	163 A	Towson	2 3	250 A	Bucknell	3 1
			60 H	Georgia St.	6 7	163 A	Towson	0 4	251 A	La Salle	7 2
			60 H	Georgia St.	0 9	163 A	Towson	0 8	277 H	Rider	8 0
			123 H	Penn	2 3	31 H	Hofstra	0 13	277 H	Rider	8 0
			251 A	La Salle	7 2	31 H	Hofstra	0 5			

[illegible]

Non-Div. I Games:

Presbyterian

RPI	S	Opponent	Score	
244	N	Florida A&M	8	0
257	N	Mt. St. Mary's	5	2
275	N	Oakland	5	13
278	A	N.C. A&T	12	2
278	A	N.C. A&T	0	6
279	A	N.C. Central	9	1
290	N	Howard	12	1

Presbyterian

P
r
e
s
b
y
t
e
r
i
a
n

P
r
e
s
b
y
t
e
r
i
a
n

Average RPI Win: 172		WON-LOST RECORD		WINNING PCT. RANK		LAST 10 GAMES		STRENGTH OF SCHEDULE		OPP. STRENGTH OF SCHEDULE		TEAM RPI		ADJ RPI		CONF. RPI		ADJ CONF. RPI	
DIV. I ONLY		12-32-0		.27273 254		2-8-0		100		158		222		.44976 215		7		9	
DIV. I NON-CONF.		12-10-0		.54545 115		2-0-0		178		223		142		.49617 143		11		11	
TOTALS		RPI 1-25		RPI 26-50		W-L RECORDS		RPI 51-100		RPI 101-150		RPI 150+							
12-32-0		0-0-0		1-4-0		OVERALL		0-14-0		4-2-0		7-12-0							
6-9-0		0-0-0		0-2-0		HOME		0-6-0		1-1-0		5-0-0							
4-18-0		0-0-0		0-2-0		AWAY		0-7-0		3-0-0		1-9-0							
2-5-0		0-0-0		1-0-0		NEUTRAL		0-1-0		0-1-0		1-3-0							
12-10-0		0-0-0		1-0-0		NON-CONFERENCE		0-2-0		4-2-0		7-6-0							
6-1-0		0-0-0		0-0-0		HOME		0-0-0		1-1-0		5-0-0							
4-4-0		0-0-0		0-0-		AWAY		0-1-0		3-0-0		1-3-0							
2-5-0		0-0-0		1-0-0		NEUTRAL		0-1-0		0-1-0		1-3-0							
0-22-0		0-0-0		0-4-0		CONFERENCE		0-12-0		0-0-0		0-6-0							
0-8-0		0-0-0		0-2-0		HOME		0-6-0		0-0-0		0-0-0							
0-14-0		0-0-0		0-2-0		AWAY		0-6-0		0-0-0		0-6-0							
0-0-0		0-0-0		0-0-0		NEUTRAL		0-0-0		0-0-0		0-0-0							
RPI	S	Opponent	Score	RPI	S	Opponent	Score	RPI	S	Opponent	Score	RPI	S	Opponent	Score				
				37	N	James Madison	5 4	51	H	Lipscomb	0 7	106	N	Kent St.	4 5				
				39	A	USC Upstate	0 12	51	H	Lipscomb	0 2	107	A	Col. of Charleston	10 9				
				39	A	USC Upstate	0 11	51	H	Lipscomb	0 8	119	A	Furman	3 2				
				46	H	FGCU	9 10	64	A	Auburn	3 11	119	A	Furman	6 3				
				46	H	FGCU	0 5	67	A	North Florida	1 5	128	H	Bowling Green	0 1				
								67	A	North Florida	0 1	128	H	Bowling Green	5 0				
								67	A	North Florida	0 10	155	A	Mercer	1 7				
								69	H	Jacksonville	0 4	155	A	Mercer	7 8				
								69	H	Jacksonville	8 9	155	A	Mercer	3 5				
								69	H	Jacksonville	2 3	163	N	Towson	6 0				
								73	N	Syracuse	0 4	184	N	Army	1 10				
								96	A	Stetson	0 2	188	H	Tennessee Tech	9 7				
								96	A	Stetson	3 7	188	H	Tennessee Tech	6 5				
								96	A	Stetson	0 3	191	N	Akron	2 3				
												198	N	Austin Peay	0 5				
												207	A	Western Caro.	1 8				
												207	A	Western Caro.	3 0				
												214	A	Presbyterian	4 8				
												214	A	Presbyterian	1 4				
												226	A	Northern Ky.	0 4				
												226	A	Northern Ky.	5 8				
												226	A	Northern Ky.	2 3				
				LAST 10 GAMES															
				96	A	Stetson	3 7	226	A	Northern Ky.	0 4	270	H	Siena	12 5				
				96	A	Stetson	0 2	226	A	Northern Ky.	2 3	270	H	Siena	5 4				
				96	A	Stetson	0 3	226	A	Northern Ky.	5 8	270	H	Siena	10 4				
				119	A	Furman	6 3	39	A	USC Upstate	0 11								
				119	A	Furman	3 2	39	A	USC Upstate	0 12								

Non-Div. I Games:

East Tenn. St.

Average RPI Win: 178		WON-LOST	WINNING	LAST 10	STRENGTH OF		OPP. STRENGTH	TEAM	ADJ		CONF.	ADJ CONF.			
Average RPI Loss: 120		RECORD	PCT. RANK	GAMES	SCHEDULE		OF SCHEDULE	RPI	RPI		RPI	RPI			
DIV. I ONLY		12-29-1	.29762	246	2-8-0		119	197	223		.44961	216			
DIV. I NON-CONF.		10-16-1	.38889	199	1-1-0		70	205	156		.48814	154			
TOTALS		RPI 1-25	RPI 26-50		W-L RECORDS		RPI 51-100		RPI 101-150		RPI 150+				
12-29-1		0-1-0	0-3-0		OVERALL		3-8-0		1-7-0		8-10-1				
4-11-1		0-0-0	0-0-0		HOME		0-0-0		1-5-0		3-6-1				
1-13-0		0-1-0	0-0-0		AWAY		1-6-0		0-2-0		0-4-0				
7-5-0		0-0-0	0-3-0		NEUTRAL		2-2-0		0-0-0		5-0-0				
10-16-1		0-1-0	0-3-0		NON-CONFERENCE		3-7-0		0-2-0		7-3-1				
2-3-1		0-0-0	0-0-0		HOME		0-0-0		0-0-0		2-3-1				
1-9-0		0-1-0	0-0-		AWAY		1-6-0		0-2-0		0-0-0				
7-4-0		0-0-0	0-3-0		NEUTRAL		2-1-0		0-0-0		5-0-0				
2-13-0		0-0-0	0-0-0		CONFERENCE		0-1-0		1-5-0		1-7-0				
2-8-0		0-0-0	0-0-0		HOME		0-0-0		1-5-0		1-3-0				
0-4-0		0-0-0	0-0-0		AWAY		0-0-0		0-0-0		0-4-0				
0-1-0		0-0-0	0-0-0		NEUTRAL		0-1-0		0-0-0		0-0-0				
RPI S	Opponent	Score		RPI S	Opponent	Score		RPI S	Opponent	Score		RPI S	Opponent	Score	
11 A	Louisville	1	6	27 N	Wisconsin	2	7	53 A	Kennesaw St.	0	7	106 H	Kent St.	3	4
				27 N	Wisconsin	0	9	53 A	Kennesaw St.	5	6	106 H	Kent St.	2	11
				38 N	North Carolina	2	10	57 N	Ball St.	1	9	108 H	Central Mich.	0	3
								63 N	Kansas	0	10	108 H	Central Mich.	8	4
								69 N	Jacksonville	8	0	128 H	Bowling Green	0	4
								75 A	FIU	1	4	128 H	Bowling Green	1	6
								75 A	FIU	5	4	133 A	Fla. Atlantic	3	11
								79 A	Georgia Tech	0	12	133 A	Fla. Atlantic	0	6
								92 A	IPFW	4	5	157 N	Stony Brook	5	4
								92 A	IPFW	2	10	159 A	Northern Ill.	7	8
								100 N	Michigan St.	6	4	159 A	Northern Ill.	3	6
												166 A	Western Mich.	2	7
												166 A	Western Mich.	3	4
												193 H	Valparaiso	4	5
												193 H	Valparaiso	2	3
												200 N	Harvard	3	1
												204 N	Butler	8	0
												204 N	Butler	6	1
												220 H	Buffalo	7	8
												220 H	Buffalo	3	5
												244 N	Florida A&M	6	2
												248 H	Youngstown St.	3	13
												248 H	Youngstown St.	5	3
												253 H	Toledo	14	13
												253 H	Toledo	8	13
												275 H	Oakland	4	4
												275 H	Oakland	6	5
LAST 10 GAMES				128 H	Bowling Green	1	6	248 H	Youngstown St.	3	13				
				128 H	Bowling Green	0	4	159 A	Northern Ill.	7	8				
				253 H	Toledo	8	13	159 A	Northern Ill.	3	6				
				253 H	Toledo	14	13	166 A	Western Mich.	3	4				
				248 H	Youngstown St.	5	3	166 A	Western Mich.	2	7				

Non-Div. I Games:

Eastern Mich.

Average RPI Win:	208	WON-LOST	WINNING	LAST 10	STRENGTH OF	OPP. STRENGTH	TEAM	ADJ	CONF.	ADJ CONF.					
Average RPI Loss:	150	RECORD	PCT. RANK	GAMES	SCHEDULE	OF SCHEDULE	RPI	RPI	RPI	RPI					
DIV. I ONLY		15-27-0	.35714	221	6-4-0	152	235	220	.44925	217	23	23			
DIV. I NON-CONF.		7-23-0	.23333	260	1-3-0	99	248	240	.43324	236	24	24			
<hr/>															
TOTALS	RPI 1-25	RPI 26-50		W-L RECORDS		RPI 51-100		RPI 101-150		RPI 150+					
15-27-0	0-0-0	0-1-0		OVERALL		0-3-0		4-7-0		11-16-0					
4-6-0	0-0-0	0-0-0		HOME		0-0-0		1-2-0		3-4-0					
6-7-0	0-0-0	0-1-0		AWAY		0-0-0		1-2-0		5-4-0					
5-14-0	0-0-0	0-0-0		NEUTRAL		0-3-0		2-3-0		3-8-0					
<hr/>															
7-23-0	0-0-0	0-1-0		NON-CONFERENCE		0-3-0		3-6-0		4-13-0					
0-2-0	0-0-0	0-0-0		HOME		0-0-0		0-1-0		0-1-0					
2-7-0	0-0-0	0-0-		AWAY		0-0-0		1-2-0		1-4-0					
5-14-0	0-0-0	0-0-0		NEUTRAL		0-3-0		2-3-0		3-8-0					
<hr/>															
8-4-0	0-0-0	0-0-0		CONFERENCE		0-0-0		1-1-0		7-3-0					
4-4-0	0-0-0	0-0-0		HOME		0-0-0		1-1-0		3-3-0					
4-0-0	0-0-0	0-0-0		AWAY		0-0-0		0-0-0		4-0-0					
0-0-0	0-0-0	0-0-0		NEUTRAL		0-0-0		0-0-0		0-0-0					
<hr/>															
RPI	S	Opponent	Score	RPI	S	Opponent	Score	RPI	S	Opponent	Score				
				41	A	South Fla.	4 7	56	N	SIU Edwardsville	2 12				
								70	N	Saint Joseph's	6 7				
								86	N	Marshall	1 6				
										103	H	Monmouth	8 1		
										103	H	Monmouth	0 3		
										104	A	UNC Greensboro	8 10		
										104	A	UNC Greensboro	1 9		
										106	N	Kent St.	1 4		
										108	N	Central Mich.	1 9		
										112	N	Chattanooga	11 8		
										120	A	Connecticut	4 3		
										120	H	Connecticut	1 6		
										139	N	Loyola Chicago	3 7		
										144	N	Ill.-Chicago	7 3		
										156	N	Loyola Marymount	4 5		
										157	A	Stony Brook	4 5		
										157	A	Stony Brook	0 6		
										161	N	Providence	2 5		
										175	N	Temple	0 9		
										183	N	Boston U.	3 7		
										187	A	Fairfield	6 4		
										187	H	Fairfield	2 5		
										190	H	Fairleigh Dickinson	4 0		
										190	H	Fairleigh Dickinson	1 7		
				LAST 10 GAMES						192	H	LIU Brooklyn	2 4		
				190	H	Fairleigh Dickinson	1 7	237	A	Sacred Heart	6 0	192	H	LIU Brooklyn	7 9
				190	H	Fairleigh Dickinson	4 0	237	A	Sacred Heart	4 3	194	N	Radford	2 8
				200	A	Harvard	4 9	272	A	Wagner	6 4	195	N	Cornell	5 12
				200	A	Harvard	6 11	272	A	Wagner	6 5	200	A	Harvard	6 11
				187	H	Fairfield	2 5	187	A	Fairfield	6 4	200	A	Harvard	4 9

Non-Div. I Games:

Quinnipiac

Quinnipiac

Average RPI Win: 220		WON-LOST	WINNING		LAST 10	STRENGTH OF		OPP. STRENGTH	TEAM	ADJ		CONF.	ADJ CONF.					
Average RPI Loss: 156		RECORD	PCT. RANK		GAMES	SCHEDULE		OF SCHEDULE	RPI	RPI		RPI	RPI					
DIV. I ONLY		16-26-0	.38095	211	5-5-0	125		272	207	.44826	218	25	26					
DIV. I NON-CONF.		11-19-0	.36667	207	3-3-0	204		270	235	.42794	243	26	26					
TOTALS		RPI 1-25	RPI 26-50		W-L RECORDS		RPI 51-100		RPI 101-150		RPI 150+							
16-26-0		0-0-0	0-0-0		OVERALL		0-3-0		1-11-0		15-12-0							
5-4-0		0-0-0	0-0-0		HOME		0-0-0		0-1-0		5-3-0							
6-13-0		0-0-0	0-0-0		AWAY		0-3-0		1-6-0		5-4-0							
5-9-0		0-0-0	0-0-0		NEUTRAL		0-0-0		0-4-0		5-5-0							
11-19-0		0-0-0	0-0-0		NON-CONFERENCE		0-3-0		1-8-0		10-8-0							
2-1-0		0-0-0	0-0-0		HOME		0-0-0		0-1-0		2-0-0							
6-10-0		0-0-0	0-0-		AWAY		0-3-0		1-3-0		5-4-0							
3-8-0		0-0-0	0-0-0		NEUTRAL		0-0-0		0-4-0		3-4-0							
5-7-0		0-0-0	0-0-0		CONFERENCE		0-0-0		0-3-0		5-4-0							
3-3-0		0-0-0	0-0-0		HOME		0-0-0		0-0-0		3-3-0							
0-3-0		0-0-0	0-0-0		AWAY		0-0-0		0-3-0		0-0-0							
2-1-0		0-0-0	0-0-0		NEUTRAL		0-0-0		0-0-0		2-1-0							
RPI	S	Opponent	Score	RPI	S	Opponent	Score	RPI	S	Opponent	Score	RPI	S	Opponent	Score			
								75	A	FIU	2	6		104	N	UNC Greensboro	1	3
								75	A	FIU	6	7		111	A	Rutgers	0	7
								78	A	Delaware	0	1		111	A	Rutgers	0	5
														119	N	Furman	0	4
														120	H	Connecticut	0	3
														124	A	Central Conn. St.	2	6
														124	A	Central Conn. St.	6	4
														131	A	Albany (NY)	4	9
														131	A	Albany (NY)	0	1
														131	A	Albany (NY)	1	2
														134	N	Villanova	3	6
														147	N	Dayton	5	13
														155	N	Mercer	1	9
														157	N	Stony Brook	2	1
														157	N	Stony Brook	1	0
														157	N	Stony Brook	0	2
														162	A	Massachusetts	0	8
														177	H	Binghamton	5	3
														177	H	Binghamton	0	3
														177	H	Binghamton	1	6
														183	H	Boston U.	1	4
														183	H	Boston U.	5	3
														183	H	Boston U.	5	4
														187	A	Fairfield	1	6
														187	A	Fairfield	4	0
														187	A	Fairfield	3	5
														241	N	Norfolk St.	3	5
														241	N	Norfolk St.	3	2
LAST 10 GAMES																		

Non-Div. I Games:

Hartford

RPI	S	Opponent	Score	
242	N	Saint Francis (PA)	0	2
245	N	Savannah St.	13	0
245	N	Savannah St.	7	8
258	A	Manhattan	1	0
258	A	Manhattan	2	12
260	H	Iona	12	11
260	H	Iona	6	4
269	N	Rhode Island	6	5
270	A	Siena	9	1
270	A	Siena	5	3
277	A	Rider	10	0
277	A	Rider	4	12

Hartford

H
a
r
t
f
o
r
d

H
a
r
t
f
o
r
d

[illegible]

Non-Div. I Games:	Black Hills St.	20	12
--------------------------	------------------------	-----------	-----------

Northern Colo.

Average RPI Win:		192	WON-LOST RECORD		WINNING PCT. RANK		LAST 10 GAMES		STRENGTH OF SCHEDULE		OPP. STRENGTH OF SCHEDULE		TEAM RPI		ADJ RPI		CONF. RPI		ADJ CONF. RPI	
DIV. I ONLY			12-26-0		.31579 239		6-4-0		158		187		228		.446 220		19		18	
DIV. I NON-CONF.			6-17-0		.26087 249		2-0-0		127		165		227		.44395 222		19		19	
TOTALS		RPI 1-25		RPI 26-50		W-L RECORDS		RPI 51-100		RPI 101-150		RPI 150+								
12-26-0		0-1-0		0-2-0		OVERALL		1-7-0		3-6-0		8-10-0								
1-5-0		0-0-0		0-0-0		HOME		0-0-0		0-0-0		1-5-0								
7-10-0		0-1-0		0-0-0		AWAY		1-3-0		1-3-0		5-3-0								
4-11-0		0-0-0		0-2-0		NEUTRAL		0-4-0		2-3-0		2-2-0								
6-17-0		0-1-0		0-2-0		NON-CONFERENCE		1-7-0		1-3-0		4-4-0								
0-0-0		0-0-0		0-0-0		HOME		0-0-0		0-0-0		0-0-0								
3-6-0		0-1-0		0-0-		AWAY		1-3-0		0-0-0		2-2-0								
3-11-0		0-0-0		0-2-0		NEUTRAL		0-4-0		1-3-0		2-2-0								
6-9-0		0-0-0		0-0-0		CONFERENCE		0-0-0		2-3-0		4-6-0								
1-5-0		0-0-0		0-0-0		HOME		0-0-0		0-0-0		1-5-0								
4-4-0		0-0-0		0-0-0		AWAY		0-0-0		1-3-0		3-1-0								
1-0-0		0-0-0		0-0-0		NEUTRAL		0-0-0		1-0-0		0-0-0								
RPI	S	Opponent		Score		RPI	S	Opponent		Score		RPI	S	Opponent		Score				
11	A	Louisville		3	9	45	N	San Diego St.		2	4	55	N	Texas Tech		0	8			
						48	N	South Carolina		0	8	71	A	Long Beach St.		3	8			
												71	A	Long Beach St.		10	3			
												72	N	Eastern Ill.		1	4			
												72	N	Eastern Ill.		6	7			
												81	A	UCF		1	6			
												86	A	Marshall		0	5			
												96	N	Stetson		1	5			

Non-Div. I Games:

Buffalo

Average RPI Win: 245		WON-LOST RECORD	WINNING PCT. RANK		LAST 10 GAMES	STRENGTH OF SCHEDULE	OPP. STRENGTH OF SCHEDULE	TEAM RPI	ADJ RPI		CONF. RPI	ADJ CONF. RPI				
Average RPI Loss: 156																
DIV. I ONLY		19-21-0	.475	151	5-5-0	235	268	216	.44528	221	29	29				
DIV. I NON-CONF.		12-18-0	.4	196	1-3-0	185	269	219	.444	221	29	29				
<hr/>																
TOTALS		RPI 1-25		RPI 26-50		W-L RECORDS		RPI 51-100		RPI 101-150		RPI 150+				
19-21-0		0-0-0		0-2-0		OVERALL		0-5-0		0-3-0		19-11-0				
8-2-0		0-0-0		0-0-0		HOME		0-0-0		0-0-0		8-2-0				
7-12-0		0-0-0		0-2-0		AWAY		0-1-0		0-2-0		7-7-0				
4-7-0		0-0-0		0-0-0		NEUTRAL		0-4-0		0-1-0		4-2-0				
<hr/>																
12-18-0		0-0-0		0-2-0		NON-CONFERENCE		0-5-0		0-3-0		12-8-0				
3-1-0		0-0-0		0-0-0		HOME		0-0-0		0-0-0		3-1-0				
5-10-0		0-0-0		0-0-		AWAY		0-1-0		0-2-0		5-5-0				
4-7-0		0-0-0		0-0-0		NEUTRAL		0-4-0		0-1-0		4-2-0				
<hr/>																
7-3-0		0-0-0		0-0-0		CONFERENCE		0-0-0		0-0-0		7-3-0				
5-1-0		0-0-0		0-0-0		HOME		0-0-0		0-0-0		5-1-0				
2-2-0		0-0-0		0-0-0		AWAY		0-0-0		0-0-0		2-2-0				
0-0-0		0-0-0		0-0-0		NEUTRAL		0-0-0		0-0-0		0-0-0				
<hr/>																
RPI	S	Opponent	Score		RPI	S	Opponent	Score		RPI	S	Opponent	Score			
					31	A	Hofstra	0	1							
					31	A	Hofstra	3	9							
										55	N	Texas Tech	0	6		
										57	N	Ball St.	5	15		
										59	N	San Jose St.	0	4		
										78	N	Delaware	3	5		
										97	A	Colorado St.	0	17		
												113	A	Utah Valley	3	4
												117	N	UNLV	0	1
												135	A	BYU	6	11
												173	A	Seton Hall	4	5
												173	A	Seton Hall	4	3
												178	N	San Diego	2	3
												184	A	Army	1	0
												184	A	Army	0	3
												184	N	Army	10	1
												187	H	Fairfield	3	2
												187	H	Fairfield	3	1
												203	N	Bryant	3	5
												240	A	Canisius	10	2
												240	A	Canisius	4	6
												241	A	Norfolk St.	11	2
												241	A	Norfolk St.	6	8
												249	A	Columbia	1	3
												249	A	Columbia	1	3
												249	N	Columbia	8	0
												259	H	Colgate	7	2
												259	H	Colgate	1	3
												260	H	Iona	5	4
												260	H	Iona	4	12
												265	A	Niagara	2	3
												265	A	Niagara	7	5
												269	N	Rhode Island	6	0
												269	N	Rhode Island	7	0
<hr/>																
LAST 10 GAMES																
					277	H	Rider	8	5	259	H	Colgate	7	2		
					277	H	Rider	4	3	249	A	Columbia	1	3		
					260	H	Iona	5	4	249	A	Columbia	1	3		
					260	H	Iona	4	12	265	A	Niagara	7	5		
					259	H	Colgate	1	3	265	A	Niagara	2	3		

Non-Div. I Games:

Marist

RPI	S	Opponent	Score	
277	H	Rider	8	5
277	H	Rider	4	3
280	H	Lafayette	8	0
280	H	Lafayette	5	2
282	A	Coppin St.	8	2
283	A	UMBC	7	6

Marist

M
a
r
i
s
t

M
a
r
i
s
t

Average RPI Win:		224	WON-LOST RECORD		WINNING PCT. RANK	LAST 10 GAMES		STRENGTH OF SCHEDULE		OPP. STRENGTH OF SCHEDULE	TEAM RPI	ADJ RPI	CONF. RPI	ADJ CONF. RPI			
Average RPI Loss:		136															
DIV. I ONLY			20-25-0		.44444	167	6-4-0		222	230	213	.44487	222	30	30		
DIV. I NON-CONF.			10-21-0		.32258	230	0-2-0		92	158	191	.45738	203	30	30		
TOTALS		RPI 1-25		RPI 26-50		W-L RECORDS		RPI 51-100		RPI 101-150		RPI 150+					
20-25-0		0-2-0		0-4-0		OVERALL		2-6-0		2-2-0		16-11-0					
7-9-0		0-0-0		0-3-0		HOME		0-1-0		0-0-0		7-5-0					
7-8-0		0-2-0		0-1-0		AWAY		1-2-0		1-1-0		5-2-0					
6-8-0		0-0-0		0-0-0		NEUTRAL		1-3-0		1-1-0		4-4-0					
10-21-0		0-2-0		0-4-0		NON-CONFERENCE		2-6-0		2-2-0		6-7-0					
6-7-0		0-0-0		0-3-0		HOME		0-1-0		0-0-0		6-3-0					
2-7-0		0-2-0		0-0-		AWAY		1-2-0		1-1-0		0-1-0					
2-7-0		0-0-0		0-0-0		NEUTRAL		1-3-0		1-1-0		0-3-0					
10-4-0		0-0-0		0-0-0		CONFERENCE		0-0-0		0-0-0		10-4-0					
1-2-0		0-0-0		0-0-0		HOME		0-0-0		0-0-0		1-2-0					
5-1-0		0-0-0		0-0-0		AWAY		0-0-0		0-0-0		5-1-0					
4-1-0		0-0-0		0-0-0		NEUTRAL		0-0-0		0-0-0		4-1-0					
RPI	S	Opponent		Score		RPI	S	Opponent		Score		RPI	S	Opponent		Score	
16	A	South Ala.		2	10	29	H	Arkansas		2	8	55	A	Texas Tech		0	18
25	A	Mississippi St.		0	2	29	H	Arkansas		0	8	55	A	Texas Tech		4	2
						42	A	Houston		2	3	65	N	Ole Miss		2	10
						50	H	Neb. Omaha		0	5	68	N	Central Ark.		3	7
												68	N	Central Ark.		2	1
												76	N	McNeese St.		4	8
												80	A	Northwestern St.		0	3
												80	H	Northwestern St.		2	5
				</													

J a c k s o n s t .

Jackson, S. T.

Jackson St.

Average RPI Win:		209	WON-LOST RECORD		WINNING PCT. RANK	LAST 10 GAMES		STRENGTH OF SCHEDULE		OPP. STRENGTH OF SCHEDULE	TEAM RPI	ADJ RPI	CONF. RPI	ADJ CONF. RPI
Average RPI Loss:		124	15-24-0		.38462 210	7-1-0		216		168	224	.44393 223	26	24
DIV. I ONLY			7-20-0		.25926 251	1-0-0		184		109	242	.4274 244	23	23
DIV. I NON-CONF.														
TOTALS		RPI 1-25		RPI 26-50		W-L RECORDS		RPI 51-100		RPI 101-150		RPI 150+		
15-24-0		0-2-0		0-2-0		OVERALL		1-6-0		1-6-0		13-8-0		
4-4-0		0-0-0		0-0-0		HOME		0-0-0		0-2-0		4-2-0		
5-6-0		0-0-0		0-1-0		AWAY		0-1-0		1-2-0		4-2-0		
6-14-0		0-2-0		0-1-0		NEUTRAL		1-5-0		0-2-0		5-4-0		
7-20-0		0-2-0		0-2-0		NON-CONFERENCE		1-6-0		0-4-0		6-6-0		
0-2-0		0-0-0		0-0-0		HOME		0-0-0		0-2-0		0-0-0		
1-4-0		0-0-0		0-0-		AWAY		0-1-0		0-0-0		1-2-0		
6-14-0		0-2-0		0-1-0		NEUTRAL		1-5-0		0-2-0		5-4-0		
8-4-0		0-0-0		0-0-0		CONFERENCE		0-0-0		1-2-0		7-2-0		
4-2-0		0-0-0		0-0-0		HOME		0-0-0		0-0-0		4-2-0		
4-2-0		0-0-0		0-0-0		AWAY		0-0-0		1-2-0		3-0-0		
0-0-0		0-0-0		0-0-0		NEUTRAL		0-0-0		0-0-0		0-0-0		
RPI S	Opponent		Score		RPI S	Opponent		Score		RPI S	Opponent		Score	
6 N	Tennessee		3	18	28 A	Arizona		3	6	59 N	San Jose St.		0	5
10 N	Nebraska		0	7	29 N	Arkansas		2	3	59 N	San Jose St.		0	1
										74 A	Pacific		1	2
										84 N	Purdue		0	8
										85 N	Drake		2	7
										89 N	Nevada		9	5
										89 N	Nevada		5	6
												</		

Non-Div. I Games: Dixie St. 6 17 Dixie St. 3 4

Southern Utah

RPI	S	Opponent	Score
267	A	Weber St.	7 2

Southern Utah

[illegible]

Non-Div. I Games:

UNC Wilmington

Average RPI Win:		154	WON-LOST RECORD		WINNING PCT. RANK		LAST 10 GAMES		STRENGTH OF SCHEDULE		OPP. STRENGTH OF SCHEDULE		TEAM RPI		ADJ RPI		CONF. RPI		ADJ CONF. RPI	
Average RPI Loss:		80																		
DIV. I ONLY			5-42-0		.10638 288		0-3-0		33		70		229		.44361 225		6		6	
DIV. I NON-CONF.			4-23-0		.14815 273		0-1-0		28		105		210		.4534 206		6		6	
TOTALS		RPI 1-25		RPI 26-50		W-L RECORDS		RPI 51-100		RPI 101-150		RPI 150+								
5-42-0		0-9-0		0-7-0		OVERALL		1-15-0		1-6-0		3-6-0								
4-15-0		0-5-0		0-1-0		HOME		1-5-0		1-4-0		2-0-0								
1-14-0		0-3-0		0-1-0		AWAY		0-7-0		0-0-0		1-3-0								
0-14-0		0-1-0		0-5-0		NEUTRAL		0-3-0		0-2-0		0-3-0								
4-23-0		0-3-0		0-6-0		NON-CONFERENCE		1-9-0		0-2-0		3-4-0								
3-4-0		0-2-0		0-0-0		HOME		1-2-0		0-0-0		2-0-0								
1-6-0		0-0-0		0-0-		AWAY		0-4-0		0-0-0		1-1-0								
0-14-0		0-1-0		0-5-0		NEUTRAL		0-3-0		0-2-0		0-3-0								
1-19-0		0-6-0		0-1-0		CONFERENCE		0-6-0		1-4-0		0-2-0								
1-11-0		0-3-0		0-1-0		HOME		0-3-0		1-4-0		0-0-0								
0-8-0		0-3-0		0-0-0		AWAY		0-3-0		0-0-0		0-2-0								
0-0-0		0-0-0		0-0-0		NEUTRAL		0-0-0		0-0-0		0-0-0								
RPI	S	Opponent		Score		RPI	S	Opponent		Score		RPI	S	Opponent		Score				
14	H	Kentucky		1	13	30	H	Western Ky.		1	6	64	A	Auburn		2	10			
14	H	Kentucky		4	7	34	N	Minnesota		0	8	64	H	Auburn		6	11			
16	H	South Ala.		1	9	35	A	Georgia		1	13	65	A	Ole Miss		0	5			
16	H	South Ala.		0	8	37	N	James Madison		0	13	75	A	FIU		7	5			
16	H	South Ala.		3	13	37	N	James Madison		2	8	75	A	FIU		3	5			
19	A	La.-Lafayette		0	6	47	N	Northwestern		1	8	75	A	FIU		3	5			
19	A	La.-Lafayette		3	6	47	N	Northwestern		1	5	76	N	McNeese St.		2	13			
19	A	La.-Lafayette		0	10							83	H	North Texas		0	7			
25	N	Mississippi St.		1	8							83	H	North Texas		5	2			
												83	H	North Texas		1	2			
												85	N	Drake		6	7			
												88	N	UT Martin		2	4			
												94	H	Eastern Ky.		6	8			
												94	H	Eastern Ky.		3	2			
												95	A	Coastal Caro.		7	5			
												95	A	Coastal Caro.		2	11			
												243	N	Mississippi Val.						
LAST 10 GAMES																				
25	N	Mississippi St.		1	8	14	H	Kentucky		4	7									
83	H	North Texas		2	10	19	A	La.-Lafayette		0	6									
83	H	North Texas		1	8	19	A	La.-Lafayette		3	6									
83	H	North Texas		2	3	19	A	La.-Lafayette		0	10									
14	H	Kentucky		1	13	151	A	Evansville		0	7									

Non-Div. I Games:

Middle Tenn.

Average RPI Win: 193		WON-LOST	WINNING	LAST 10	STRENGTH OF		OPP. STRENGTH	TEAM	ADJ	CONF.	ADJ CONF.
Average RPI Loss: 112		RECORD	PCT. RANK	GAMES	SCHEDULE		OF SCHEDULE	RPI	RPI	RPI	RPI
DIV. I ONLY		11-33-0	.25	263	4-6-0		89	186	227	.44337	226
DIV. I NON-CONF.		6-16-0	.27273	245	0-3-0		198	237	251	.41868	247
TOTALS		RPI 1-25	RPI 26-50		W-L RECORDS		RPI 51-100		RPI 101-150		RPI 150+
11-33-0	0-0-0	0-3-0		OVERALL		3-16-0		0-3-0		8-11-0	
3-7-0	0-0-0	0-0-0		HOME		0-3-0		0-0-0		3-4-0	
2-18-0	0-0-0	0-3-0		AWAY		2-11-0		0-1-0		0-3-0	
6-8-0	0-0-0	0-0-0		NEUTRAL		1-2-0		0-2-0		5-4-0	
6-16-0	0-0-0	0-0-0		NON-CONFERENCE		1-6-0		0-3-0		5-7-0	
0-1-0	0-0-0	0-0-0		HOME		0-0-0		0-0-0		0-1-0	
0-7-0	0-0-0	0-0-		AWAY		0-4-0		0-1-0		0-2-0	
6-8-0	0-0-0	0-0-0		NEUTRAL		1-2-0		0-2-0		5-4-0	
5-17-0	0-0-0	0-3-0		CONFERENCE		2-10-0		0-0-0		3-4-0	
3-6-0	0-0-0	0-0-0		HOME		0-3-0		0-0-0		3-3-0	
2-11-0	0-0-0	0-3-0		AWAY		2-7-0		0-0-0		0-1-0	
0-0-0	0-0-0	0-0-0		NEUTRAL		0-0-0		0-0-0		0-0-0	
RPI S	Opponent	Score		RPI S	Opponent	Score		RPI S	Opponent	Score	
39 A	USC Upstate	2	10	53 A	Kennesaw St.	0	3	112 N	Chattanooga	1	2
39 A	USC Upstate	2	7	53 A	Kennesaw St.	0	1	112 N	Chattanooga	2	5
39 A	USC Upstate	1	3	53 A	Kennesaw St.	1	2	116 A	Campbell	4	6
				60 A	Georgia St.	0	10	155 A	Mercer	5	13
				60 A	Georgia St.	2	8	155 H	Mercer	5	15
				67 A	North Florida	2	3	155 H	Mercer	1	3
				67 A	North Florida	4	3	155 H	Mercer	2	7
				67 A	North Florida	2	9	179 H	Miami (OH)	4	5
				68 N	Central Ark.	7	6	188 N	Tennessee Tech	0	8
				68 N	Central Ark.	0	6	208 A	Morehead St.	5	8
				69 H	Jacksonville	0	6	208 A	Morehead St.	0	3
				69 H	Jacksonville	2	4	208 N	Morehead St.	6	8
				69 H	Jacksonville	4	6	213 N	Drexel	5	1
				86 A	Marshall	1	6	214 N	Presbyterian	9	11
				86 A	Marshall	1	4	215 H	East Tenn. St.	4	0
				94 N	Eastern Ky.	2	3	215 H	East Tenn. St.	3	2
				96 A	Stetson	3	1	215 H	East Tenn. St.	8	5
				96 A	Stetson	0	8	241 N	Norfolk St.	4	1
				96 A	Stetson	1	2	253 N	Toledo	6	2
								265 N	Niagara	2	1
								275 N	Oakland	4	6
								279 N	N.C. Central	8	1
LAST 10 GAMES											
67 A	North Florida	4	3	215 H	East Tenn. St.	3	2				
67 A	North Florida	2	3	215 H	East Tenn. St.	8	5				
67 A	North Florida	2	9	86 A	Marshall	1	4				
179 H	Miami (OH)	4	5	86 A	Marshall	1	6				
215 H	East Tenn. St.	4	0	69 H	Jacksonville	0	6				

Non-Div. I Games:

Northern Ky.

Average RPI Win: 249		WON-LOST	WINNING	LAST 10	STRENGTH OF		OPP. STRENGTH	TEAM	ADJ		CONF.	ADJ CONF.			
Average RPI Loss: 137		RECORD	PCT. RANK	GAMES	SCHEDULE		OF SCHEDULE	RPI	RPI		RPI	RPI			
DIV. I ONLY		23-21-0	.52273	131	7-3-0		269	255	230	.44273	227	31	31		
DIV. I NON-CONF.		12-20-0	.375	203	0-2-0		201	204	222	.44901	218	31	31		
TOTALS		RPI 1-25	RPI 26-50		W-L RECORDS		RPI 51-100		RPI 101-150		RPI 150+				
23-21-0		0-2-0	0-1-0		OVERALL		0-3-0		2-5-0		21-10-0				
5-2-0		0-0-0	0-0-0		HOME		0-1-0		1-0-0		4-1-0				
12-10-0		0-1-0	0-0-0		AWAY		0-0-0		1-3-0		11-6-0				
6-9-0		0-1-0	0-1-0		NEUTRAL		0-2-0		0-2-0		6-3-0				
12-20-0		0-2-0	0-1-0		NON-CONFERENCE		0-3-0		2-5-0		10-9-0				
3-1-0		0-0-0	0-0-0		HOME		0-1-0		1-0-0		2-0-0				
3-10-0		0-1-0	0-0-		AWAY		0-0-0		1-3-0		2-6-0				
6-9-0		0-1-0	0-1-0		NEUTRAL		0-2-0		0-2-0		6-3-0				
11-1-0		0-0-0	0-0-0		CONFERENCE		0-0-0		0-0-0		11-1-0				
2-1-0		0-0-0	0-0-0		HOME		0-0-0		0-0-0		2-1-0				
9-0-0		0-0-0	0-0-0		AWAY		0-0-0		0-0-0		9-0-0				
0-0-0		0-0-0	0-0-0		NEUTRAL		0-0-0		0-0-0		0-0-0				
RPI S	Opponent	Score		RPI S	Opponent	Score		RPI S	Opponent	Score		RPI S	Opponent	Score	
7 A	LSU	3	9	38 N	North Carolina	0	10	78 H	Delaware	1	2	108 N	Central Mich.	6	8
24 N	Tulsa	0	3					84 N	Purdue	0	4	114 A	Maryland	5	13
								92 N	IPFW	1	6	114 A	Maryland	6	14
												118 N	Bradley	4	15
												124 H	Central Conn. St.	4	2
												129 A	New Mexico	3	11
												129 A	New Mexico	7	2
												163 A	Towson	4	5
												163 A	Towson	4	6
												164 N	Georgetown	1	6
												165 N	Princeton	5	4
												165 N	Princeton	5	6
												175 N	Temple	8	4
												175 N	Temple	5	1
												197 A	Elon	2	8
												201 A	George Mason	1	3
												201 A	George Mason	2	10
												209 A	Liberty	10	8
												209 A	Liberty	1	10
												231 N	Tennessee St.	1	2
												240 H	Canisius	4	1
												243 N	Mississippi Val.	7	0
												270 H	Siena	4	3
												273 H	Delaware St.	2	3
												273 H	Delaware St.	6	2
												273 H	Delaware St.	7	0
												283 A	UMBC	14	0
LAST 10 GAMES				284 A	UMES	7	2	290 A	Howard	18	1	273 H	Delaware St.	7	0
				284 A	UMES	5	3	201 A	George Mason	1	3				
				284 A	UMES	10	6	201 A	George Mason	2	10				
				290 A	Howard	9	6	273 H	Delaware St.	2	3				
				290 A	Howard	10	1	273 H	Delaware St.	7	0				

Non-Div. I Games: Miles 7 4

Hampton

RPI	S	Opponent	Score	
284	A	UMES	10	6
284	A	UMES	5	3
284	A	UMES	7	2
286	N	Grambling	8	4
287	N	Saint Peter's	10	0
289	A	Morgan St.	9	6
289	A	Morgan St.	13	2
289	A	Morgan St.	11	0
290	A	Howard	9	6
290	A	Howard	10	1
290	A	Howard	18	1

Hampton

H
a
m
p
t
o
n

H
a
m
p
t
o
n

I
U
P
U
I

IUPUI

RPI	S	Opponent	Score	
275	H	Oakland	6	1
275	H	Oakland	1	5
275	H	Oakland	3	2
289	N	Morgan St.	4	2

Average RPI Win:		215	WON-LOST RECORD		WINNING PCT. RANK		LAST 10 GAMES		STRENGTH OF SCHEDULE		OPP. STRENGTH OF SCHEDULE		TEAM RPI		ADJ RPI		CONF. RPI		ADJ CONF. RPI				
DIV. I ONLY			10-19-0		.34483 226		4-6-0		171		246		231		.44233 229		27		27				
DIV. I NON-CONF.			7-13-0		.35 214		1-1-0		75		242		182		.47292 180		25		25				
TOTALS		RPI 1-25		RPI 26-50		W-L RECORDS		RPI 51-100		RPI 101-150		RPI 150+											
10-19-0		0-1-0		2-1-0		OVERALL		0-3-0		0-3-0		10-13-0											
0-0-0		0-0-0		0-0-0		HOME		0-0-0		0-0-0		1-1-0											
5-8-0		0-0-0		2-1-0		AWAY		0-0-0		0-0-0		4-8-0											
5-11-0		0-1-0		0-0-0		NEUTRAL		0-3-0		0-3-0		5-4-0											
7-13-0		0-1-0		2-1-0		NON-CONFERENCE		0-3-0		0-3-0		5-5-0											
0-0-0		0-0-0		0-0-0		HOME		0-0-0		0-0-0		0-0-0											
2-2-0		0-0-0		2-0-		AWAY		0-0-0		0-0-0		0-1-0											
5-11-0		0-1-0		0-0-0		NEUTRAL		0-3-0		0-3-0		5-4-0											
5-8-0		0-0-0		0-0-0		CONFERENCE		0-0-0		0-0-0		5-8-0											
1-1-0		0-0-0		0-0-0		HOME		0-0-0		0-0-0		1-1-0											
4-7-0		0-0-0		0-0-0		AWAY		0-0-0		0-0-0		4-7-0											
0-0-0		0-0-0		0-0-0		NEUTRAL		0-0-0		0-0-0		0-0-0											
RPI	S	Opponent		Score		RPI	S	Opponent		Score		RPI	S	Opponent		Score							
5	N	Alabama		7	10	27	A	Wisconsin		2	1	58	N	North Dakota St.		1	9	113	N	Utah Valley		2	6
						27	A	Wisconsin		3	4	85	N	Drake		1	5	131	N	Albany (NY)		2	9
						49	A	Notre Dame		5	4	90	N	Illinois		3	6	131	N	Albany (NY)		3	7
																		160	A	UNI		2	8
																		184	N	Army		3	5
																		190	N	Fairleigh Dickinson		1	2
																		193	A	Valparaiso		2	5
																		193	A	Valparaiso		3	11
																		193	A	Valparaiso		3	2
																		239	A	Wright St.		8	7
																		239	A	Wright St.		0	1
																		239	A	Wright St.		6	8
																		248	A	Youngstown St.		2	4
																		248	A	Youngstown St.		6	7
																		248	A	Youngstown St.		2	1
																		249	N	Columbia		7	6
																		249	N	Columbia		3	1
																		254	A	Cleveland St.		7	3
																		254	A	Cleveland St.		1	9
																		254	H	Cleveland St.		7	3
																		254	H	Cleveland St.		1	9
																		258	N	Manhattan		0	1
																		258	N	Manhattan		5	0
																		272	N	Wagner		1	2
																		277	N	Rider		16	1
																		277	N	Rider		6	5
LAST 10 GAMES																							
						254	H	Cleveland St.		7	3	248	A	Youngstown St.		2	1	258	N	Manhattan		5	0
						254	H	Cleveland St.		1	9	248	A	Youngstown St.		2	4	272	N	Wagner		1	2
						254	A	Cleveland St.		7	3	27	A	Wisconsin		3	4	277	N	Rider		16	1
						254	A	Cleveland St.		1	9	27	A	Wisconsin		2	1	277	N	Rider		6	5
						248	A	Youngstown St.		6	7	239	A	Wright St.		0	1						

Non-Div. I Games:

Green Bay

Average RPI Win:	197	WON-LOST	WINNING	LAST 10	STRENGTH OF	OPP. STRENGTH	TEAM	ADJ	CONF.	ADJ CONF.	
Average RPI Loss:	131	RECORD	PCT. RANK	GAMES	SCHEDULE	OF SCHEDULE	RPI	RPI	RPI	RPI	
DIV. I ONLY	13-28-0	.31707	237	3-7-0	176	181	232	.44166	230	16	16
DIV. I NON-CONF.	7-15-0	.31818	231	0-0-0	261	174	256	.41455	248	17	18
<hr/>											
TOTALS	RPI 1-25	RPI 26-50		W-L RECORDS		RPI 51-100		RPI 101-150		RPI 150+	
13-28-0	0-1-0	0-1-0		OVERALL		2-8-0		1-3-0		10-15-0	
7-10-0	0-0-0	0-0-0		HOME		2-7-0		0-0-0		5-3-0	
3-11-0	0-0-0	0-1-0		AWAY		0-0-0		1-0-0		2-4-0	
3-7-0	0-1-0	0-0-0		NEUTRAL		0-1-0		0-2-0		3-3-0	
7-15-0	0-1-0	0-1-0		NON-CONFERENCE		0-2-0		0-2-0		7-9-0	
4-3-0	0-0-0	0-0-0		HOME		0-1-0		0-0-0		4-2-0	
0-5-0	0-0-0	0-0-		AWAY		0-0-0		0-0-0		0-4-0	
3-7-0	0-1-0	0-0-0		NEUTRAL		0-1-0		0-2-0		3-3-0	
6-13-0	0-0-0	0-0-0		CONFERENCE		2-6-0		1-1-0		3-6-0	
3-7-0	0-0-0	0-0-0		HOME		2-6-0		0-0-0		1-1-0	
3-6-0	0-0-0	0-0-0		AWAY		0-0-0		1-1-0		2-5-0	
0-0-0	0-0-0	0-0-0		NEUTRAL		0-0-0		0-0-0		0-0-0	
RPI S	Opponent	Score	RPI S	Opponent	Score	RPI S	Opponent	Score	RPI S	Opponent	Score
25 N	Mississippi St.	4 8	30 A	Western Ky.	3 10	56 H	SIU Edwardsville	1 9	128 N	Bowling Green	1 4
						56 H	SIU Edwardsville	0 13	128 N	Bowling Green	1 4
						56 H	SIU Edwardsville	1 11	130 A	Murray St.	9 3
						72 H	Eastern Ill.	4 1	130 A	Murray St.	1 8
						72 H	Eastern Ill.	1 5	151 A	Evansville	2 9
						72 H	Eastern Ill.	1 10	151 A	Evansville	0 8
						79 H	Georgia Tech	4 9	151 H	Evansville	3 2
						80 N	Northwestern St.	0 8	151 H	Evansville	0 1
						94 H	Eastern Ky.	4 6	154 A	Jacksonville St.	5 13
						94 H	Eastern Ky.	12 11	154 A	Jacksonville St.	2 4
									158 A	La.-Monroe	1 5
									171 N	Nicholls St.	7 8
									172 N	Samford	1 2
									181 N	Memphis	1 2
									188 A	Tennessee Tech	0 4
									188 A	Tennessee Tech	1 9
									189 H	Missouri St.	1 2
									189 H	Missouri St.	3 2
									208 H	Morehead St.	5 4
									208 H	Morehead St.	6 7
									212 A	Belmont	11 12
									212 A	Belmont	3 1
									222 A	Jackson St.	0 1
									231 A	Tennessee St.	4 0
									235 H	Indiana St.	5 4
									235 H	Indiana St.	9 4
									243 N	Mississippi Val.	3 2
</											

Non-Div. I Games:

Southeast Mo. St.

RPI	S	Opponent	Score	
274	N	Detroit	10	7
286	N	Grambling	6	3

Southeast Mo. St.
.
S
t
.

S
o
u
t
h
e
a
s
t
M
o
.
S
t
.

[illegible]

Non-Div. I Games:

Tennessee St.

RPI	S	Opponent	Score	
290	N	Howard	5	0
291	N	South Carolina St.	6	2

Tennessee St.

T
e
n
n
e
s
s
e
e
s
t
.

T
e
n
n
e
s
s
e
e
s
t
.

[illegible]

Non-Div. I Games:

Gardner-Webb

Average RPI Win:		160	WON-LOST RECORD		WINNING PCT. RANK		LAST 10 GAMES		STRENGTH OF SCHEDULE		OPP. STRENGTH OF SCHEDULE		TEAM RPI		ADJ RPI		CONF. RPI		ADJ CONF. RPI	
DIV. I ONLY			9-35-0		.20455 274		2-8-0		103		116		237		.43611 233		14		14	
DIV. I NON-CONF.			5-18-0		.21739 262		0-2-0		140		66		238		.43693 231		15		15	
TOTALS		RPI 1-25		RPI 26-50		W-L RECORDS		RPI 51-100		RPI 101-150		RPI 150+								
9-35-0		0-2-0		0-2-0		OVERALL		2-16-0		3-10-0		4-5-0								
5-10-0		0-0-0		0-0-0		HOME		2-7-0		1-1-0		2-2-0								
2-17-0		0-2-0		0-2-0		AWAY		0-3-0		2-9-0		0-1-0								
2-8-0		0-0-0		0-0-0		NEUTRAL		0-6-0		0-0-0		2-2-0								
5-18-0		0-2-0		0-2-0		NON-CONFERENCE		1-8-0		1-3-0		3-3-0								
3-3-0		0-0-0		0-0-0		HOME		1-2-0		1-1-0		1-0-0								
0-7-0		0-2-0		0-0-		AWAY		0-0-0		0-2-0		0-1-0								
2-8-0		0-0-0		0-0-0		NEUTRAL		0-6-0		0-0-0		2-2-0								
4-17-0		0-0-0		0-0-0		CONFERENCE		1-8-0		2-7-0		1-2-0								
2-7-0		0-0-0		0-0-0		HOME		1-5-0		0-0-0		1-2-0								
2-10-0		0-0-0		0-0-0		AWAY		0-3-0		2-7-0		0-0-0								
0-0-0		0-0-0		0-0-0		NEUTRAL		0-0-0		0-0-0		0-0-0								
RPI	S	Opponent		Score		RPI	S	Opponent		Score		RPI	S	Opponent		Score				
3	A	Texas		0	8	26	A	Baylor		1	4	63	H	Kansas		3	11			
3	A	Texas		0	6	26	A	Baylor		0	7	63	H	Kansas		1	0			
												64	H	Auburn		4	6			
												74	N	Pacific		2	11			
												76	A	McNeese St.		1	4			
												76	A	McNeese St.		1	5			
												76	A	McNeese St.		2	4			
												80	H	Northwestern St.		1	5			
												80	H	Northwestern St.		2	5			
												80	H	Northwestern St.		0	9			
												83	N	North Texas		3	7			
												83	N	North Texas		3	11			
												83	N	North Texas		1	9			
												84	N	Purdue		0	7			
												84	N	Purdue		0	3			
												93	H	Sam Houston St.		6	5			
												93	H	Sam Houston St.		2	10			
												93	H	Sam Houston St.		5	8			

17

17

16

61	H	Utah	3	14
202	A	Seattle	0	8
202	A	Seattle	1	2
202	A	Seattle	1	3
135	H	BYU	0	5

Tie, Loss, Non-Conf,S Site, H Home, A Away, N Neutral Page 334

RPI	S	Opponent	Score	
223	N	Southern Utah	4	6
267	A	Weber St.	11	3
267	A	Weber St.	2	1

Utah St.

U
t
a
h
S
t
.

U
t
a
h
S
t
.

Average RPI Win:	177	WON-LOST RECORD	WINNING PCT. RANK	LAST 10 GAMES	STRENGTH OF SCHEDULE	OPP. STRENGTH OF SCHEDULE	TEAM RPI	ADJ RPI	CONF. RPI	ADJ CONF. RPI		
DIV. I ONLY		14-31-0	.31111	241	1-8-0	207	138	238	.43265	235	13	13
DIV. I NON-CONF.		11-15-0	.42308	183	1-1-0	232	143	208	.45322	207	13	12
<hr/>												
TOTALS	RPI 1-25	RPI 26-50		W-L RECORDS		RPI 51-100		RPI 101-150		RPI 150+		
14-31-0	0-1-0	0-2-0		OVERALL		4-9-0		0-5-0		10-14-0		
2-6-0	0-0-0	0-0-0		HOME		0-3-0		0-0-0		2-3-0		
3-18-0	0-1-0	0-2-0		AWAY		2-4-0		0-4-0		1-7-0		
9-7-0	0-0-0	0-0-0		NEUTRAL		2-2-0		0-1-0		7-4-0		
11-15-0	0-1-0	0-1-0		NON-CONFERENCE		3-4-0		0-2-0		8-7-0		
1-1-0	0-0-0	0-0-0		HOME		0-0-0		0-0-0		1-1-0		
1-7-0	0-1-0	0-0-		AWAY		1-2-0		0-1-0		0-2-0		
9-7-0	0-0-0	0-0-0		NEUTRAL		2-2-0		0-1-0		7-4-0		
3-16-0	0-0-0	0-1-0		CONFERENCE		1-5-0		0-3-0		2-7-0		
1-5-0	0-0-0	0-0-0		HOME		0-3-0		0-0-0		1-2-0		
2-11-0	0-0-0	0-1-0		AWAY		1-2-0		0-3-0		1-5-0		
0-0-0	0-0-0	0-0-0		NEUTRAL		0-0-0		0-0-0		0-0-0		
<hr/>												
RPI S	Opponent	Score		RPI S	Opponent	Score		RPI S	Opponent	Score		
24 A	Tulsa	1	8	35 A	Georgia	1	9	58 N	North Dakota St.	10	7	
				44 A	Illinois St.	4	12	58 N	North Dakota St.	2	4	
								62 H	Creighton	1	9	
								62 H	Creighton	5	16	
								62 H	Creighton	1	3	
								63 N	Kansas	0	8	
								64 A	Auburn	1	7	
								85 A	Drake	1	13	
								85 A	Drake	4	3	
								85 A	Drake	1	9	
								90 A	Illinois	6	5	
								92 N	IPFW	9	0	
								99 A	Iowa St.	2	7	

Non-Div. I Games:

Indiana St.

Indiana St.

Through Games Of April 21, 2013

RPI	S	Opponent	Score	
239	N	Wright St.	3	1
255	N	North Dakota	7	1

Indiana St.

I
n
d
i
a
n
a
S
t
.

I
n
d
i
a
n
a
S
t
.

Average RPI Win:	209	WON-LOST RECORD	WINNING PCT. RANK	LAST 10 GAMES		STRENGTH OF SCHEDULE	OPP. STRENGTH OF SCHEDULE	TEAM RPI	ADJ RPI	CONF. RPI	ADJ CONF. RPI	
DIV. I ONLY		11-38-0	.22449	270	4-6-0	108	183	239	.4319	236	20	20
DIV. I NON-CONF.		7-21-0	.25	253	0-0-0	80	171	215	.44968	216	20	20
<hr/>												
TOTALS	RPI 1-25	RPI 26-50		W-L RECORDS		RPI 51-100		RPI 101-150		RPI 150+		
11-38-0	0-5-0	0-1-0		OVERALL		0-10-0		2-8-0		9-14-0		
8-22-0	0-3-0	0-0-0		HOME		0-7-0		1-5-0		7-7-0		
1-9-0	0-1-0	0-0-0		AWAY		0-3-0		1-2-0		0-3-0		
2-7-0	0-1-0	0-1-0		NEUTRAL		0-0-0		0-1-0		2-4-0		
7-21-0	0-5-0	0-1-0		NON-CONFERENCE		0-4-0		1-3-0		6-8-0		
5-11-0	0-3-0	0-0-0		HOME		0-2-0		1-2-0		4-4-0		
0-3-0	0-1-0	0-0-		AWAY		0-2-0		0-0-0		0-0-0		
2-7-0	0-1-0	0-1-0		NEUTRAL		0-0-0		0-1-0		2-4-0		
4-17-0	0-0-0	0-0-0		CONFERENCE		0-6-0		1-5-0		3-6-0		
3-11-0	0-0-0	0-0-0		HOME		0-5-0		0-3-0		3-3-0		
1-6-0	0-0-0	0-0-0		AWAY		0-1-0		1-2-0		0-3-0		
0-0-0	0-0-0	0-0-0		NEUTRAL		0-0-0		0-0-0		0-0-0		
RPI	S	Opponent	Score	RPI	S	Opponent	Score	RPI	S	Opponent	Score	
2	A	Florida	3 4	48	N	South Carolina	3 17	52	A	Cal St. Fullerton	2 10	
6	H	Tennessee	1 8					71	A	Long Beach St.	1 6	
6	H	Tennessee	3 10					77	H	Longwood	0 8	
21	N	UCLA	0 10					77	H	Longwood	2 12	
25	H	Mississippi St.	4 12					77	H	Longwood	3 9	
								87	H	Appalachian St.	1 3	
								87	H	Appalachian St.	6 11	
								95	A	Coastal Caro.	5 6	
								95	H	Coastal Caro.	2 11	
								95	H	Coastal Caro.	3 11	
			</									

Non-Div. I Games:

Charleston So.

RPI	S	Opponent	Score	
232	H	Gardner-Webb	1	7
240	H	Canisius	13	0
240	H	Canisius	2	12
245	N	Savannah St.	19	11
246	N	Bethune-Cookman	9	6
272	H	Wagner	9	1

Charleston So.

C
h
a
r
l
e
s
t
o
n
S
o
.

C
h
a
r
l
e
s
t
o
n
S
o
.

Average RPI Win:	244	WON-LOST RECORD	WINNING PCT. RANK	LAST 10 GAMES	STRENGTH OF SCHEDULE	OPP. STRENGTH OF SCHEDULE	TEAM RPI	ADJ RPI	CONF. RPI	ADJ CONF. RPI		
DIV. I ONLY		20-23-0	.46512	156	3-7-0	265	252	239	.4291	237	23	23
DIV. I NON-CONF.		16-13-0	.55172	111	2-2-0	275	275	224	.44121	226	24	24
<hr/>												
TOTALS	RPI 1-25	RPI 26-50		W-L RECORDS		RPI 51-100		RPI 101-150		RPI 150+		
20-23-0	0-0-0	0-0-0		OVERALL		0-1-0		1-7-0		19-15-0		
7-8-0	0-0-0	0-0-0		HOME		0-0-0		0-3-0		7-5-0		
7-9-0	0-0-0	0-0-0		AWAY		0-0-0		0-1-0		7-7-0		
6-6-0	0-0-0	0-0-0		NEUTRAL		0-1-0		1-2-0		5-3-0		
16-13-0	0-0-0	0-0-0		NON-CONFERENCE		0-1-0		1-3-0		15-9-0		
4-3-0	0-0-0	0-0-0		HOME		0-0-0		0-1-0		4-2-0		
6-4-0	0-0-0	0-0-		AWAY		0-0-0		0-0-0		6-4-0		
6-6-0	0-0-0	0-0-0		NEUTRAL		0-1-0		1-2-0		5-3-0		
4-10-0	0-0-0	0-0-0		CONFERENCE		0-0-0		0-4-0		4-6-0		
3-5-0	0-0-0	0-0-0		HOME		0-0-0		0-2-0		3-3-0		
1-5-0	0-0-0	0-0-0		AWAY		0-0-0		0-2-0		1-3-0		
0-0-0	0-0-0	0-0-0		NEUTRAL		0-0-0		0-0-0		0-0-0		
RPI	S	Opponent	Score	RPI	S	Opponent	Score	RPI	S	Opponent	Score	
						88 N UT Martin	0 1	103 H Monmouth			0 1	
								103 H Monmouth			1 6	
								120 H Connecticut			0 1	
								123 N Penn			1 5	
								124 A Central Conn. St.			0 5	
								124 A Central Conn. St.			0 4	
								145 N South Dakota			12 5	
								145 N South Dakota			0 12	
								157 A Stony Brook			2 3	
								157 A Stony Brook			0 11	
								170 A Charlotte			2 5	
								170 A Charlotte			0 3	
								183 H Boston U.			0 8	
								187 H Fairfield			6 14	
								190 A Fairleigh Dickinson			2 8	
								190 A Fairleigh Dickinson			3 1	
								191 N Akron			3 1	
								192 H LIU Brooklyn			5 4	
								192 H LIU Brooklyn			2 3	
								203 A Bryant			2 3	
								203 A Bryant			3 4	
				LAST 10 GAMES				205 H Dartmouth			6 3	
				183 H Boston U.	0 8		217 H Quinnipiac	0 6	205 H Dartmouth		7 6	
				203 A Bryant	2 3		217 H Quinnipiac	3 4	207 N Western Caro.		2 0	
				203 A Bryant	3 4		190 A Fairleigh Dickinson	3 1	217 H Quinnipiac		0 6	
				271 A Yale	8 0		190 A Fairleigh Dickinson	2 8	217 H Quinnipiac		3 4	
				271 A Yale	15 6		157 A Stony Brook	0 11	251 N La Salle		8 0	

Non-Div. I Games:

Sacred Heart

Sacred Heart

UTEP		Average RPI Win:	215	WON-LOST RECORD	WINNING PCT. RANK	LAST 10 GAMES	STRENGTH OF SCHEDULE	OPP. STRENGTH OF SCHEDULE	TEAM RPI	ADJ RPI	CONF. RPI	ADJ CONF. RPI
DIV. I ONLY		Average RPI Loss:	130	11-28-0	.28205 252	0-10-0	160	208	243	.42899 238	10	8
DIV. I NON-CONF.				10-12-0	.45455 161	0-0-0	172	276	194	.46155 200	8	8
TOTALS		RPI 1-25		RPI 26-50		W-L RECORDS		RPI 51-100		RPI 101-150		RPI 150+
11-28-0		0-0-0		0-6-0		OVERALL		0-5-0		2-7-0		9-10-0
3-12-0		0-0-0		0-3-0		HOME		0-1-0		1-4-0		2-4-0
4-10-0		0-0-0		0-3-0		AWAY		0-4-0		1-1-0		3-2-0
4-6-0		0-0-0		0-0-0		NEUTRAL		0-0-0		0-2-0		4-4-0
10-12-0		0-0-0		0-0-0		NON-CONFERENCE		0-2-0		2-4-0		8-6-0
3-3-0		0-0-0		0-0-0		HOME		0-1-0		1-1-0		2-1-0
3-3-0		0-0-0		0-0-0		AWAY		0-1-0		1-1-0		2-1-0
4-6-0		0-0-0		0-0-0		NEUTRAL		0-0-0		0-2-0		4-4-0
1-16-0		0-0-0		0-6-0		CONFERENCE		0-3-0		0-3-0		1-4-0
0-9-0		0-0-0		0-3-0		HOME		0-0-0		0-3-0		0-3-0
1-7-0		0-0-0		0-3-0		AWAY		0-3-0		0-0-0		1-1-0
0-0-0		0-0-0		0-0-0		NEUTRAL		0-0-0		0-0-0		0-0-0
RPI S	Opponent	Score	RPI S	Opponent	Score	RPI S	Opponent	Score	RPI S	Opponent	Score	
			33 A	UAB	2 7	81 A	UCF	2 3	110 A	Fresno St.	2 10	
			33 A	UAB	1 5	81 A	UCF	0 8	115 H	East Carolina	4 9	
			33 A	UAB	1 4	81 A	UCF	2 4	115 H	East Carolina	0 8	
			42 H	Houston	2 17	82 A	New Mexico St.	1 7	115 H	East Carolina	0 9	
			42 H	Houston	7 10	82 H	New Mexico St.	4 5	126 N	UC Davis	3 5	
			42 H	Houston	1 10				141 A	Southeastern La.	4 3	
									145 H	South Dakota	3 2	
									145 H	South Dakota	3 5	
									145 N	South Dakota	1 6	
									181 H	Memphis	5 6	
									181 H	Memphis	2 4	
									181 H	Memphis	1 5	
									185 N	Sacramento St.	2 3	
									186 A	Southern Miss.	10 4	
									186 A	Southern Miss.	3 4	
									210 N	UC Riverside	5 3	
									210 N	UC Riverside	9 1	
									212 A	Belmont	11 5	
									222 A	Jackson St.	2 3	
									222 A	Jackson St.	11 7	
									243 N	Mississippi Val.	12 9	
									243 N	Mississippi Val.	1 6	
									247 N	Texas Southern	1 4	
									252 N	South Dakota St.	13 5	
									254 N	Cleveland St.	4 7	
									270 H	Siena	4 5	
									270 H	Siena	11 1	
LAST 10 GAMES												
			33 A	UAB	1 4	42 H	Houston	7 10				
			33 A	UAB	2 7	81 A	UCF	2 4				
			33 A	UAB	1 5	81 A	UCF	0 8				
			42 H	Houston	1 10	81 A	UCF	2 3				
			42 H	Houston	2 17	115 H	East Carolina	0 8				

Non-Div. I Games: LSU-Alexandria 5 4

UTEP

RPI	S	Opponent	Score	
270	H	Siena	3	1

UTEP

U
T
E
P

U
T
E
P

Average RPI Win:	199		WON-LOST RECORD	WINNING PCT. RANK	LAST 10 GAMES	STRENGTH OF SCHEDULE	OPP. STRENGTH OF SCHEDULE	TEAM RPI	ADJ RPI	CONF. RPI	ADJ CONF. RPI
DIV. I ONLY			9-31-0	.225 268	2-6-0	135	204	246	.42843 239	27	27
DIV. I NON-CONF.			3-22-0	.12 280	0-2-0	58	139	244	.4322 237	25	25
TOTALS	RPI 1-25		RPI 26-50		W-L RECORDS		RPI 51-100		RPI 101-150		RPI 150+
9-31-0	0-3-0		0-1-0		OVERALL		2-5-0		0-8-0		7-14-0
6-9-0	0-0-0		0-0-0		HOME		0-0-0		0-6-0		6-3-0
1-11-0	0-2-0		0-1-0		AWAY		1-2-0		0-1-0		0-5-0
2-11-0	0-1-0		0-0-0		NEUTRAL		1-3-0		0-1-0		1-6-0
3-22-0	0-3-0		0-1-0		NON-CONFERENCE		2-5-0		0-5-0		1-8-0
0-3-0	0-0-0		0-0-0		HOME		0-0-0		0-3-0		0-0-0
1-8-0	0-2-0		0-0-		AWAY		1-2-0		0-1-0		0-2-0
2-11-0	0-1-0		0-0-0		NEUTRAL		1-3-0		0-1-0		1-6-0
6-9-0	0-0-0		0-0-0		CONFERENCE		0-0-0		0-3-0		6-6-0
6-6-0	0-0-0		0-0-0		HOME		0-0-0		0-3-0		6-3-0
0-3-0	0-0-0		0-0-0		AWAY		0-0-0		0-0-0		0-3-0
0-0-0	0-0-0		0-0-0		NEUTRAL		0-0-0		0-0-0		0-0-0
RPI S Opponent	Score		RPI S Opponent	Score		RPI S Opponent	Score		RPI S Opponent	Score	
17 N Texas A&M	0 11		29 A Arkansas	3 11		51 A Lipscomb	11 9		108 N Central Mich.	2 3	
21 A UCLA	0 8					56 N SIU Edwardsville	0 4		128 H Bowling Green	1 2	
21 A UCLA	0 1					71 N Long Beach St.	4 7		128 H Bowling Green	0 2	
						76 N McNeese St.	1 2		144 H Ill.-Chicago	0 8	
						86 A Marshall	0 2		144 H Ill.-Chicago	0 1	
						86 A Marshall	4 6		144 H Ill.-Chicago	1 8	
						100 N Michigan St.	2 1		147 A Dayton	5 6	
									147 H Dayton	0 4	
									154 N Jacksonville St.	3 4	
									154 N Jacksonville St.	3 4	
									160 N UNI	1 2	
									160 N UNI	0 1	
									167 A Ohio	1 5	
									167 A Ohio	1 13	
									172 N Samford	2 4	
									174 N Wichita St.	3 2	
									193 A Valparaiso	2 6	
									193 A Valparaiso	0 5	
									193 A Valparaiso	5 8	
									229 H Green Bay	1 0	
									229 H Green Bay	7 8	
									229 H Green Bay	8 6	
					LAST 10 GAMES				235 N Indiana St.	1 3	
					144 H Ill.-Chicago	0 8	229 H Green Bay	1 0	248 H Youngstown St.	4 3	
					144 H Ill.-Chicago	0 1	229 H Green Bay	7 8	248 H Youngstown St.	3 0	
					144 H Ill.-Chicago	1 8	229 H Green Bay	8 6	248 H Youngstown St.	2 7	
					167 A Ohio	1 5	147 H Dayton	0 4	254 H Cleveland St.	6 3	
					167 A Ohio	1 13	147 A Dayton	5 6			

Non-Div. I Games:

Wright St.

W
r
i
g
h
t
s
t
.

W
r
i
g
h
t
s
t
.

Wright St.

Average RPI Win:	251	WON-LOST	WINNING	LAST 10	STRENGTH OF	OPP. STRENGTH	TEAM	ADJ	CONF.	ADJ CONF.	
Average RPI Loss:	183	RECORD	PCT. RANK	GAMES	SCHEDULE	OF SCHEDULE	RPI	RPI	RPI	RPI	
DIV. I ONLY	21-16-0	.56757	104	7-3-0	284	249	242	.42808	240	29	29
DIV. I NON-CONF.	15-12-0	.55556	104	2-0-0	280	239	223	.44228	224	29	29
<hr/>											
TOTALS	RPI 1-25	RPI 26-50		W-L RECORDS		RPI 51-100		RPI 101-150		RPI 150+	
21-16-0	0-0-0	0-0-0		OVERALL		0-2-0		1-4-0		20-10-0	
7-3-0	0-0-0	0-0-0		HOME		0-0-0		0-0-0		7-3-0	
6-9-0	0-0-0	0-0-0		AWAY		0-0-0		0-2-0		6-7-0	
8-4-0	0-0-0	0-0-0		NEUTRAL		0-2-0		1-2-0		7-0-0	
15-12-0	0-0-0	0-0-0		NON-CONFERENCE		0-2-0		1-4-0		14-6-0	
2-0-0	0-0-0	0-0-0		HOME		0-0-0		0-0-0		2-0-0	
5-8-0	0-0-0	0-0-		AWAY		0-0-0		0-2-0		5-6-0	
8-4-0	0-0-0	0-0-0		NEUTRAL		0-2-0		1-2-0		7-0-0	
6-4-0	0-0-0	0-0-0		CONFERENCE		0-0-0		0-0-0		6-4-0	
5-3-0	0-0-0	0-0-0		HOME		0-0-0		0-0-0		5-3-0	
1-1-0	0-0-0	0-0-0		AWAY		0-0-0		0-0-0		1-1-0	
0-0-0	0-0-0	0-0-0		NEUTRAL		0-0-0		0-0-0		0-0-0	
RPI	S	Opponent	Score	RPI	S	Opponent	Score	RPI	S	Opponent	Score
						54 N Ohio St.	0 8	107 A Col. of Charleston		0 7	
						78 N Delaware	0 10	107 A Col. of Charleston		0 11	
								121 N Pittsburgh		2 9	
								121 N Pittsburgh		10 5	
								124 N Central Conn. St.		1 6	
								167 A Ohio		0 4	
								167 A Ohio		6 7	
								201 A George Mason		6 3	
								201 A George Mason		9 2	
								221 H Marist		6 4	
								221 H Marist		2 10	
								227 A Hampton		1 4	
								236 A Charleston So.		0 13	
								236 A Charleston So.		12 2	
								242 N Saint Francis (PA)		9 3	
								242 N Saint Francis (PA)		10 4	
								250 N Bucknell		4 1	
								254 A Cleveland St.		4 7	
								257 A Mt. St. Mary's		6 0	
								257 A Mt. St. Mary's		3 4	
								258 H Manhattan		6 1	
								258 H Manhattan		4 5	
								265 H Niagara		2 1	
								265 H Niagara		0 1	
								268 H St. Bonaventure		4 2	
								268 H St. Bonaventure		7 4	
								268 N St. Bonaventure		10 2	

Non-Div. I Games:

Canisius

Canisius

Average RPI Win:	269	WON-LOST RECORD	WINNING PCT. RANK	LAST 10 GAMES	STRENGTH OF SCHEDULE	OPP. STRENGTH OF SCHEDULE	TEAM RPI	ADJ RPI	CONF. RPI	ADJ CONF. RPI	
Average RPI Loss:	166										
DIV. I ONLY	23-18-0	.56098	112	9-1-0	282	283	249	.42518	241	31	31
DIV. I NON-CONF.	4-14-0	.22222	261	0-0-0	100	208	236	.43654	232	31	31
<hr/>											
TOTALS	RPI 1-25	RPI 26-50		W-L RECORDS		RPI 51-100		RPI 101-150		RPI 150+	
23-18-0	0-0-0	0-0-0		OVERALL		0-5-0		0-4-0		23-9-0	
12-9-0	0-0-0	0-0-0		HOME		0-4-0		0-2-0		12-3-0	
10-4-0	0-0-0	0-0-0		AWAY		0-1-0		0-1-0		10-2-0	
1-5-0	0-0-0	0-0-0		NEUTRAL		0-0-0		0-1-0		1-4-0	
<hr/>											
4-14-0	0-0-0	0-0-0		NON-CONFERENCE		0-5-0		0-4-0		4-5-0	
3-7-0	0-0-0	0-0-0		HOME		0-4-0		0-2-0		3-1-0	
0-2-0	0-0-0	0-0-		AWAY		0-1-0		0-1-0		0-0-0	
1-5-0	0-0-0	0-0-0		NEUTRAL		0-0-0		0-1-0		1-4-0	
<hr/>											
19-4-0	0-0-0	0-0-0		CONFERENCE		0-0-0		0-0-0		19-4-0	
9-2-0	0-0-0	0-0-0		HOME		0-0-0		0-0-0		9-2-0	
10-2-0	0-0-0	0-0-0		AWAY		0-0-0		0-0-0		10-2-0	
0-0-0	0-0-0	0-0-0		NEUTRAL		0-0-0		0-0-0		0-0-0	
<hr/>											
RPI S	Opponent	Score	RPI S	Opponent	Score	RPI S	Opponent	Score	RPI S	Opponent	Score
						77 H	Longwood	7 19	103 H	Monmouth	0 11
						77 H	Longwood	0 2	103 H	Monmouth	0 10
						78 A	Delaware	6 15	116 A	Campbell	2 6
						78 H	Delaware	2 10	134 N	Villanova	6 7
						78 H	Delaware	4 12	184 H	Army	8 6
									190 H	Fairleigh Dickinson	5 1
									208 N	Morehead St.	1 11
									213 N	Drexel	3 5
									218 N	Hartford	2 3
									218 N	Hartford	5 3
									221 H	Marist	8 6
									221 H	Marist	2 11
									226 N	Northern Ky.	1 4
									245 A	Savannah St.	7 8
									245 A	Savannah St.	7 12
									273 H	Delaware St.	4 3
									273 H	Delaware St.	6 0
									273 H	Delaware St.	9 1
									278 A	N.C. A&T	16 2
									278 A	N.C. A&T	16 8
									279 A	N.C. Central	9 4
									279 A	N.C. Central	8 0
									279 H	N.C. Central	8 4
									279 H	N.C. Central	4 6
									282 A	Coppin St.	10 2
									282 A	Coppin St.	10 2
									282 A	Coppin St.	15 3
LAST 10 GAMES											
						289 A	Morgan St.	4 2			
						289 A	Morgan St.	7 2			
						289 A	Morgan St.	17 7			
						284 H	UMES	6 9			
						284 H	UMES	4 3			

Non-Div. I Games:

Norfolk St.

RPI	S	Opponent	Score	
284	H	UMES	6	9
284	H	UMES	8	5
284	H	UMES	4	3
289	A	Morgan St.	4	2
289	A	Morgan St.	7	2
289	A	Morgan St.	17	7
290	H	Howard	14	0
290	H	Howard	10	2
290	H	Howard	10	0

Norfolk St.

N
o
r
f
o
l
k
S
t
.

N
o
r
f
o
l
k
S
t
.

Average RPI Win:	259	WON-LOST	WINNING	LAST 10	STRENGTH OF	OPP. STRENGTH	TEAM	ADJ	CONF.	ADJ CONF.	
Average RPI Loss:	161	RECORD	PCT. RANK	GAMES	SCHEDULE	OF SCHEDULE	RPI	RPI	RPI	RPI	
DIV. I ONLY	22-22-0	.5	139	4-6-0	270	267	235	.42341	242	23	23
DIV. I NON-CONF.	18-14-0	.5625	101	1-1-0	278	280	226	.43169	238	24	24
TOTALS	RPI 1-25	RPI 26-50	W-L RECORDS	RPI 51-100	RPI 101-150	RPI 150+					
22-22-0	0-0-0	0-0-0	OVERALL	0-5-0	1-6-0	21-11-0					
5-7-0	0-0-0	0-0-0	HOME	0-0-0	0-2-0	5-5-0					
7-10-0	0-0-0	0-0-0	AWAY	0-3-0	0-3-0	7-4-0					
10-5-0	0-0-0	0-0-0	NEUTRAL	0-2-0	1-1-0	9-2-0					
18-14-0	0-0-0	0-0-0	NON-CONFERENCE	0-5-0	1-2-0	17-7-0					
3-3-0	0-0-0	0-0-0	HOME	0-0-0	0-0-0	3-3-0					
5-6-0	0-0-0	0-0-	AWAY	0-3-0	0-1-0	5-2-0					
10-5-0	0-0-0	0-0-0	NEUTRAL	0-2-0	1-1-0	9-2-0					
4-8-0	0-0-0	0-0-0	CONFERENCE	0-0-0	0-4-0	4-4-0					
2-4-0	0-0-0	0-0-0	HOME	0-0-0	0-2-0	2-2-0					
2-4-0	0-0-0	0-0-0	AWAY	0-0-0	0-2-0	2-2-0					
0-0-0	0-0-0	0-0-0	NEUTRAL	0-0-0	0-0-0	0-0-0					
RPI	S	Opponent	Score	RPI	S	Opponent	Score	RPI	S	Opponent	Score
						62 N Creighton	0 2			105 H Robert Morris	4 6
						77 A Longwood	4 20			105 H Robert Morris	1 8
						77 A Longwood	0 10			124 A Central Conn. St.	5 8
						78 A Delaware	2 7			124 A Central Conn. St.	11 12
						88 N UT Martin	0 2			134 N Villanova	3 1
										143 A Penn St.	1 4
										145 N South Dakota	1 3
										175 A Temple	4 10
										175 A Temple	1 2
										192 H LIU Brooklyn	5 6
										192 H LIU Brooklyn	0 10
										203 A Bryant	2 9
										203 A Bryant	9 5
										218 N Hartford	2 0
										240 N Canisius	3 9
										240 N Canisius	4 10
										248 H Youngstown St.	5 8
										248 H Youngstown St.	3 5
										250 H Bucknell	3 4
										250 H Bucknell	5 4
										254 H Cleveland St.	6 1
										254 H Cleveland St.	4 3
										256 N Holy Cross	10 7
										256 N Holy Cross	3 2
										257 A Mt. St. Mary's	4 1
										257 A Mt. St. Mary's	2 5
										265 N Niagara	7 6
LAST 10 GAMES											
						192 H LIU Brooklyn	0 10			250 H Bucknell	5 4
						192 H LIU Brooklyn	5 6			105 H Robert Morris	1 8
						272 H Wagner	4 2			105 H Robert Morris	4 6
						272 H Wagner	4 2			257 A Mt. St. Mary's	2 5
						250 H Bucknell	3 4			257 A Mt. St. Mary's	4 1

Non-Div. I Games:

Saint Francis (PA)

RPI	S	Opponent	Score	
272	H	Wagner	4	2
272	H	Wagner	4	2
273	A	Delaware St.	9	1
273	A	Delaware St.	5	4
274	N	Detroit	6	0
278	A	N.C. A&T	3	0
283	A	UMBC	8	1
284	N	UMES	11	4
286	N	Grambling	5	0
287	N	Saint Peter's	13	5
287	N	Saint Peter's	10	1
289	A	Morgan St.	9	1

Saint Francis (PA)
(
P
A
)

S
a
i
n
t
F
r
a
n
c
i
s
(
P
A
)

S
a
i
n
t
F
r
a
n
c
i
s
(
P
A
)

[illegible]

Non-Div. I Games: Texas Col.

5 0

William Carey

4

5

William Carey

1

3

Mississippi Val.

RPI	S	Opponent	Score	
285	H	Alabama A&M	7	0
286	N	Grambling	22	2
288	N	Prairie View	5	3
291	N	South Carolina St.	10	0

Mississippi Val.

M
i
s
s
i
s
s
i
p
p
i
V
a
l
.

M
i
s
s
i
s
s
i
p
p
i
V
a
l
.

Florida
A
&
M

Florida A&M

Florida A&M

Average RPI Win: 258		WON-LOST	WINNING	LAST 10	STRENGTH OF		OPP. STRENGTH	TEAM	ADJ	CONF.	ADJ CONF.
Average RPI Loss: 166		RECORD	PCT. RANK	GAMES	SCHEDULE		OF SCHEDULE	RPI	RPI	RPI	RPI
DIV. I ONLY		20-17-0	.54054	120	4-6-0		281	264	245	.42235	245
DIV. I NON-CONF.		9-11-0	.45	165	0-2-0		223	184	202	.45765	202
TOTALS		RPI 1-25	RPI 26-50		W-L RECORDS		RPI 51-100		RPI 101-150		RPI 150+
20-17-0		0-2-0	0-2-0		OVERALL		0-1-0		0-2-0		20-10-0
11-4-0		0-0-0	0-2-0		HOME		0-0-0		0-0-0		11-2-0
2-10-0		0-2-0	0-0-0		AWAY		0-1-0		0-2-0		2-5-0
7-3-0		0-0-0	0-0-0		NEUTRAL		0-0-0		0-0-0		7-3-0
9-11-0		0-2-0	0-2-0		NON-CONFERENCE		0-1-0		0-2-0		9-4-0
2-2-0		0-0-0	0-2-0		HOME		0-0-0		0-0-0		2-0-0
0-6-0		0-2-0	0-0-		AWAY		0-1-0		0-2-0		0-1-0
7-3-0		0-0-0	0-0-0		NEUTRAL		0-0-0		0-0-0		7-3-0
11-6-0		0-0-0	0-0-0		CONFERENCE		0-0-0		0-0-0		11-6-0
9-2-0		0-0-0	0-0-0		HOME		0-0-0		0-0-0		9-2-0
2-4-0		0-0-0	0-0-0		AWAY		0-0-0		0-0-0		2-4-0
0-0-0		0-0-0	0-0-0		NEUTRAL		0-0-0		0-0-0		0-0-0
RPI S	Opponent	Score		RPI S	Opponent	Score		RPI S	Opponent	Score	
2 A	Florida	0	14	29 H	Arkansas	1	14	75 A	FIU	3	8
2 A	Florida	0	12	29 H	Arkansas	0	10				
									Col. of Charleston	0	8
									Col. of Charleston	2	8
									Mercer	4	11
									Mercer	6	2
									Western Caro.	2	1
									Hartford	8	7
									Hartford	0	13
									UNC Wilmington	13	10
									Tennessee St.	8	4
									Charleston So.	11	19
									Norfolk St.	8	7
									Norfolk St.	12	7
									Mississippi Val.	4	5
									Florida A&M	6	14
									Florida A&M	4	2
									Florida A&M	0	6
									N.C. A&T	6	4
									N.C. A&T	3	9
									N.C. A&T	5	13
									N.C. Central	7	4
									N.C. Central	5	1
									N.C. Central	5	1
									UMES	3	2
									UMES	20	1
									UMES	5	6
									UMES	10	11
									Alabama A&M	7	0
LAST 10 GAMES											
107 A	Col. of Charleston	2	8	279 H	N.C. Central	5	1				
107 A	Col. of Charleston	0	8	279 H	N.C. Central	5	1				
278 A	N.C. A&T	5	13	279 H	N.C. Central	7	4				
278 A	N.C. A&T	6	4	244 A	Florida A&M	6	14				
278 A	N.C. A&T	3	9	244 A	Florida A&M	0	6				

Non-Div. I Games: Thomas (GA) 10 5 S.C. Beaufort 4 10

Savannah St.

RPI	S	Opponent	Score	
285	H	Alabama A&M	9	7
285	N	Alabama A&M	4	3
286	N	Grambling	11	3
289	H	Morgan St.	8	0
289	H	Morgan St.	10	2

Savannah St.

S
a
v
a
n
n
a
h
S
t
.

S
a
v
a
n
n
a
h
S
t
.

B
e
t
h
u
n
e
-
C
o
o
k
m
a
n

Bethune-Cookman

RPI	S	Opponent	Score	
291	H	South Carolina St.	9	8
291	H	South Carolina St.	8	0

Bethune-Cookman

B
e
t
h
u
n
e
-
C
o
o
k
m
a
n

B
e
t
h
u
n
e
-
C
o
o
k
m
a
n

Average RPI Win: 258		WON-LOST RECORD		WINNING PCT. RANK		LAST 10 GAMES		STRENGTH OF SCHEDULE		OPP. STRENGTH OF SCHEDULE		TEAM RPI		ADJ RPI		CONF. RPI		ADJ CONF. RPI	
DIV. I ONLY		19-9-0		.67857 48		6-1-0		285		240		200		.41858 247		30		30	
DIV. I NON-CONF.		6-8-0		.42857 182		0-1-0		231		185		212		.41173 251		30		30	
TOTALS		RPI 1-25		RPI 26-50		W-L RECORDS		RPI 51-100		RPI 101-150		RPI 150+							
19-9-0		0-1-0		0-0-0		OVERALL		0-2-0		1-3-0		18-3-0							
6-4-0		0-0-0		0-0-0		HOME		0-2-0		1-1-0		5-1-0							
7-2-0		0-1-0		0-0-0		AWAY		0-0-0		0-1-0		7-0-0							
6-3-0		0-0-0		0-0-0		NEUTRAL		0-0-0		0-1-0		6-2-0							
6-8-0		0-1-0		0-0-0		NON-CONFERENCE		0-2-0		1-3-0		5-2-0							
3-4-0		0-0-0		0-0-0		HOME		0-2-0		1-1-0		2-1-0							
1-2-0		0-1-0		0-0-		AWAY		0-0-0		0-1-0		1-0-0							
2-2-0		0-0-0		0-0-0		NEUTRAL		0-0-0		0-1-0		2-1-0							
13-1-0		0-0-0		0-0-0		CONFERENCE		0-0-0		0-0-0		13-1-0							
3-0-0		0-0-0		0-0-0		HOME		0-0-0		0-0-0		3-0-0							
6-0-0		0-0-0		0-0-0		AWAY		0-0-0		0-0-0		6-0-0							
4-1-0		0-0-0		0-0-0		NEUTRAL		0-0-0		0-0-0		4-1-0							
RPI S	Opponent	Score		RPI S	Opponent	Score		RPI S	Opponent	Score		RPI S	Opponent	Score					
3 A	Texas	0 8						93 H	Sam Houston St.	4 9		136 A	Lamar	1 4					
								93 H	Sam Houston St.	2 6		136 H	Lamar	5 3					
												141 H	Southeastern La.	1 2					
												145 N	South Dakota	3 5					
												196 A	Houston Baptist	8 5					
												196 H	Houston Baptist	2 3					
												222 N	Jackson St.	5 7					
												238 N	UTEP	4 1					
												243 N	Mississippi Val.	5 3					
												250 H	Bucknell	3 2					
												250 H	Bucknell	4 3					
												252 N	South Dakota St.	3 7					
												261 A	Ark.-Pine Bluff	11 1					
												261 A	Ark.-Pine Bluff	8 0					
												261 A	Ark.-Pine Bluff	5 0					
												262 N	Alabama St.	6 3					
												276 N	Alcorn	8 0					
												281 A	Southern U.	6 0					
												281 A	Southern U.	14 2					
												281 A	Southern U.	14 3					
												283 N	UMBC	14 5					
												285 N	Alabama A&M	10 2					
												286 H	Grambling	8 1					
												286 H	Grambling	14 6					
												286 H	Grambling	17 3					

T
e
x
a
s
S
o
u
t
h
e
r
n

T
e
x
a
s
S
o
u
t
h
e
r
n

Texas Southern				Through Games Of April 21, 2013							
Non-Div. I Games:	LSU-Alexandria	5	2	Huston-Tillotson	15	0	Langston	6	4	Houston-Victoria	Texas Southern
	Northwood (TX)	5	2	Our Lady Of The Lake	9	2	Langston	3	6		

Average RPI Win:	236	WON-LOST	WINNING	LAST 10	STRENGTH OF	OPP. STRENGTH	TEAM	ADJ	CONF.	ADJ CONF.			
Average RPI Loss:	177	RECORD	PCT. RANK	GAMES	SCHEDULE	OF SCHEDULE	RPI	RPI	RPI	RPI			
DIV. I ONLY		13-20-0	.39394	205	5-5-0	263	248	255	.41544	248	27	27	
DIV. I NON-CONF.		6-12-0	.33333	224	1-1-0	182	265	237	.43357	234	25	25	
<hr/>													
TOTALS	RPI 1-25	RPI 26-50		W-L RECORDS		RPI 51-100		RPI 101-150		RPI 150+			
13-20-0	0-0-0	0-0-0		OVERALL		0-3-0		1-5-0		12-12-0			
6-6-0	0-0-0	0-0-0		HOME		0-0-0		1-2-0		5-4-0			
4-3-0	0-0-0	0-0-0		AWAY		0-0-0		0-0-0		4-0-0			
3-11-0	0-0-0	0-0-0		NEUTRAL		0-3-0		0-3-0		3-5-0			
6-12-0	0-0-0	0-0-0		NON-CONFERENCE		0-3-0		0-3-0		6-6-0			
0-0-0	0-0-0	0-0-0		HOME		0-0-0		0-0-0		0-0-0			
3-1-0	0-0-0	0-0-		AWAY		0-0-0		0-0-0		3-1-0			
3-11-0	0-0-0	0-0-0		NEUTRAL		0-3-0		0-3-0		3-5-0			
7-8-0	0-0-0	0-0-0		CONFERENCE		0-0-0		1-2-0		6-6-0			
6-6-0	0-0-0	0-0-0		HOME		0-0-0		1-2-0		5-4-0			
1-2-0	0-0-0	0-0-0		AWAY		0-0-0		0-0-0		1-2-0			
0-0-0	0-0-0	0-0-0		NEUTRAL		0-0-0		0-0-0		0-0-0			
<hr/>													
RPI	S	Opponent	Score	RPI	S	Opponent	Score	RPI	S	Opponent	Score		
				62 N Creighton				2	6	113 N Utah Valley		3	8
				70 N Saint Joseph's				2	6	116 N Campbell		7	9
				91 N Fordham				0	7	128 N Bowling Green		0	1
								139 H Loyola Chicago		5	8		
								139 H Loyola Chicago		0	6		
								139 H Loyola Chicago		6	0		
								154 N Jacksonville St.		3	8		
								175 N Temple		1	7		
								183 N Boston U.		4	6		
								184 N Army		3	10		
								190 N Fairleigh Dickinson		5	1		
								216 A Eastern Mich.		3	5		
								216 A Eastern Mich.		13	3		
								229 H Green Bay		7	6		
								229 H Green Bay		1	2		
								229 H Green Bay		4	2		
								239 A Wright St.		7	2		
								239 A Wright St.		3	4		
								239 A Wright St.		0	3		
								242 A Saint Francis (PA)		8	5		
								242 A Saint Francis (PA)		5	3		
				LAST 10 GAMES				254 H Cleveland St.		2	1		
				229 H Green Bay				7	6	254 H Cleveland St.		6	11
				229 H Green Bay				1	2	254 H Cleveland St.		4	5
				229 H Green Bay				4	2	266 N Maine		10	4
139 H Loyola Chicago				5	8	272 N Wagner		10	2				
139 H Loyola Chicago				6	0	274 H Detroit		8	0				

Non-Div. I Games:

Youngstown St.

RPI	S	Opponent	Score	
274	H	Detroit	2	4
274	H	Detroit	5	0
287	N	Saint Peter's	5	6

Youngstown St.

Y
o
u
n
g
s
t
o
w
n
s
t
.

Y
o
u
n
g
s
t
o
w
n
s
t
.

C
o
l
u
m
b
i
a

Columbia

RPI	S	Opponent	Score	
258	N	Manhattan	4	3
260	N	Iona	0	1
260	N	Iona	2	1
263	A	Brown	1	5
263	A	Brown	12	1
271	A	Yale	7	2
271	A	Yale	2	1
272	N	Wagner	5	2
277	A	Rider	7	6
277	A	Rider	3	4
277	N	Rider	11	3
277	N	Rider	6	0
287	H	Saint Peter's	0	3
287	H	Saint Peter's	6	5
287	N	Saint Peter's	6	0

Columbia

C
o
l
u
m
b
i
a

C
o
l
u
m
b
i
a

Average RPI Win: 229		WON-LOST RECORD	WINNING PCT. RANK	LAST 10 GAMES	STRENGTH OF SCHEDULE	OPP. STRENGTH OF SCHEDULE	TEAM RPI	ADJ RPI	CONF. RPI	ADJ CONF. RPI										
Average RPI Loss: 192																				
DIV. I ONLY		15-28-0	.34884 224	6-4-0	210	280	248	.4141 250	28	28										
DIV. I NON-CONF.		8-19-0	.2963 237	1-1-0	200	279	253	.40693 257	28	28										
<hr/>																				
TOTALS		RPI 1-25	RPI 26-50		W-L RECORDS		RPI 51-100		RPI 101-150		RPI 150+									
15-28-0	0-0-0		0-0-0		OVERALL		0-4-0		1-1-0		14-23-0									
5-5-0	0-0-0		0-0-0		HOME		0-0-0		0-0-0		5-5-0									
8-19-0	0-0-0		0-0-0		AWAY		0-4-0		1-1-0		7-14-0									
2-4-0	0-0-0		0-0-0		NEUTRAL		0-0-0		0-0-0		2-4-0									
<hr/>																				
8-19-0	0-0-0		0-0-0		NON-CONFERENCE		0-4-0		1-1-0		7-14-0									
0-2-0	0-0-0		0-0-0		HOME		0-0-0		0-0-0		0-2-0									
6-13-0	0-0-0		0-0-		AWAY		0-4-0		1-1-0		5-8-0									
2-4-0	0-0-0		0-0-0		NEUTRAL		0-0-0		0-0-0		2-4-0									
<hr/>																				
7-9-0	0-0-0		0-0-0		CONFERENCE		0-0-0		0-0-0		7-9-0									
5-3-0	0-0-0		0-0-0		HOME		0-0-0		0-0-0		5-3-0									
2-6-0	0-0-0		0-0-0		AWAY		0-0-0		0-0-0		2-6-0									
0-0-0	0-0-0		0-0-0		NEUTRAL		0-0-0		0-0-0		0-0-0									
<hr/>																				
RPI S	Opponent	Score	RPI S	Opponent	Score	RPI S	Opponent	Score	RPI S	Opponent	Score									
						76 A	McNeese St.	0 8	136 A	Lamar	2 1									
						76 A	McNeese St.	2 9	136 A	Lamar	1 3									
						77 A	Longwood	0 7	153 H	Lehigh	1 3									
						77 A	Longwood	1 9	153 H	Lehigh	2 1									
									153 H	Lehigh	1 6									
									153 H	Lehigh	2 5									
									157 N	Stony Brook	2 13									
									157 N	Stony Brook	3 4									
									168 A	George Washington	4 3									
									173 N	Seton Hall	4 0									
									173 N	Seton Hall	2 4									
									184 A	Army	4 0									
									184 A	Army	0 1									
									184 A	Army	0 2									
									184 A	Army	4 5									
									196 A	Houston Baptist	1 6									
									196 A	Houston Baptist	9 7									
									213 H	Drexel	1 3									
									213 H	Drexel	1 3									
									240 N	Canisius	1 4									
									242 A	Saint Francis (PA)	4 5									
									LAST 10 GAMES			242 A	Saint Francis (PA)	4 3	242 A	Saint Francis (PA)	4 3			
												184 A	Army	0 1	242 A	Saint Francis (PA)	4 5	247 A	Texas Southern	2 3
												184 A	Army	4 0	280 H	Lafayette	4 0	247 A	Texas Southern	3 4
184 A	Army	0 2	280 H	Lafayette	8 3							251 A	La Salle	0 8						
184 A	Army	4 5	280 H	Lafayette	4 0							251 A	La Salle	7 0						
242 A	Saint Francis (PA)	4 3	280 H	Lafayette	2 0							254 A	Cleveland St.	0 3						

Non-Div. I Games:

Bucknell

RPI	S	Opponent	Score	
254	A	Cleveland St.	2	6
259	A	Colgate	2	4
259	A	Colgate	5	8
259	A	Colgate	7	0
259	A	Colgate	2	3
268	N	St. Bonaventure	8	7
280	H	Lafayette	4	0
280	H	Lafayette	4	0
280	H	Lafayette	2	0
280	H	Lafayette	8	3
288	A	Prairie View	1	7
288	A	Prairie View	8	0

L
a
s
a
l
l
e

La Salle

RPI	S	Opponent	Score	
282	A	Coppin St.	9	0
283	A	UMBC	5	4
286	N	Grambling	8	0
289	A	Morgan St.	15	0
289	N	Morgan St.	5	4

La Salle

L
a
S
a
l
l
e

L
a
S
a
l
l
e

Average RPI Win:	235	WON-LOST	WINNING	LAST 10	STRENGTH OF	OPP. STRENGTH	TEAM	ADJ	CONF.	ADJ CONF.	
Average RPI Loss:	160	RECORD	PCT. RANK	GAMES	SCHEDULE	OF SCHEDULE	RPI	RPI	RPI	RPI	
DIV. I ONLY	13-24-0	.35135	222	4-6-0	247	236	252	.41327	252	18	19
DIV. I NON-CONF.	9-13-0	.40909	192	1-0-0	270	234	250	.4138	249	21	21
<hr/>											
TOTALS	RPI 1-25	RPI 26-50		W-L RECORDS		RPI 51-100		RPI 101-150		RPI 150+	
13-24-0	0-0-0	0-3-0		OVERALL		0-1-0		0-8-0		13-12-0	
0-1-0	0-0-0	0-0-0		HOME		0-0-0		0-1-0		0-0-0	
2-13-0	0-0-0	0-3-0		AWAY		0-1-0		0-5-0		2-4-0	
11-10-0	0-0-0	0-0-0		NEUTRAL		0-0-0		0-2-0		11-8-0	
<hr/>											
9-13-0	0-0-0	0-0-0		NON-CONFERENCE		0-1-0		0-5-0		9-7-0	
0-1-0	0-0-0	0-0-0		HOME		0-0-0		0-1-0		0-0-0	
1-5-0	0-0-0	0-0-		AWAY		0-1-0		0-2-0		1-2-0	
8-7-0	0-0-0	0-0-0		NEUTRAL		0-0-0		0-2-0		8-5-0	
<hr/>											
4-11-0	0-0-0	0-3-0		CONFERENCE		0-0-0		0-3-0		4-5-0	
0-0-0	0-0-0	0-0-0		HOME		0-0-0		0-0-0		0-0-0	
1-8-0	0-0-0	0-3-0		AWAY		0-0-0		0-3-0		1-2-0	
3-3-0	0-0-0	0-0-0		NEUTRAL		0-0-0		0-0-0		3-3-0	
<hr/>											
RPI S	Opponent	Score	RPI S	Opponent	Score	RPI S	Opponent	Score	RPI S	Opponent	Score
			50 A	Neb. Omaha	0 3	99 A	Iowa St.	4 11	121 N	Pittsburgh	3 7
			50 A	Neb. Omaha	0 1				122 A	UC Santa Barbara	4 5
			50 A	Neb. Omaha	1 4				122 H	UC Santa Barbara	3 8
									141 A	Southeastern La.	2 7
									145 A	South Dakota	15 16
									145 A	South Dakota	1 7
									145 A	South Dakota	6 7
									147 N	Dayton	1 2
									166 N	Western Mich.	1 0
									176 N	Western Ill.	1 10
									176 N	Western Ill.	3 4
									176 N	Western Ill.	3 6
									178 A	San Diego	1 0
									178 A	San Diego	1 5
									178 A	San Diego	1 3
									193 N	Valparaiso	3 2
									202 N	Seattle	2 8
									202 N	Seattle	8 0
									219 N	Northern Colo.	0 4
									219 N	Northern Colo.	4 3
									228 A	IUPUI	7 1
									228 A	IUPUI	2 10
									228 A	IUPUI	0 12
									238 N	UTEP	5 13
									247 N	Texas Southern	7 3
									255 N	North Dakota	3 7
									255 N	North Dakota	8 4

Non-Div. I Games: LSU-Alexandria 3 2

South Dakota St.

RPI	S	Opponent	Score	
255	N	North Dakota	3	5
255	N	North Dakota	8	7
275	N	Oakland	7	4
275	N	Oakland	4	1
275	N	Oakland	2	0
283	N	UMBC	13	2

South Dakota St.

S
o
u
t
h
D
a
k
o
t
a
S
t
.

S
o
u
t
h
D
a
k
o
t
a
S
t
.

Average RPI Win: 191		WON-LOST	WINNING	LAST 10	STRENGTH OF	OPP. STRENGTH	TEAM	ADJ	CONF.	ADJ CONF.				
Average RPI Loss: 150		RECORD	PCT. RANK	GAMES	SCHEDULE	OF SCHEDULE	RPI	RPI	RPI	RPI				
DIV. I ONLY		13-27-0	.325	234	5-5-0	251	184	256	.41258	253	19	18		
DIV. I NON-CONF.		7-17-0	.29167	239	1-1-0	273	191	266	.38851	266	19	19		
<hr/>														
TOTALS		RPI 1-25		RPI 26-50		W-L RECORDS		RPI 51-100		RPI 101-150		RPI 150+		
13-27-0		0-0-0		0-1-0		OVERALL		1-5-0		3-10-0		9-11-0		
5-9-0		0-0-0		0-0-0		HOME		0-2-0		1-1-0		4-6-0		
3-4-0		0-0-0		0-0-0		AWAY		0-0-0		2-3-0		1-1-0		
5-14-0		0-0-0		0-1-0		NEUTRAL		1-3-0		0-6-0		4-4-0		
7-17-0		0-0-0		0-1-0		NON-CONFERENCE		1-3-0		1-8-0		5-5-0		
1-1-0		0-0-0		0-0-0		HOME		0-0-0		0-0-0		1-1-0		
1-2-0		0-0-0		0-0-		AWAY		0-0-0		1-2-0		0-0-0		
5-14-0		0-0-0		0-1-0		NEUTRAL		1-3-0		0-6-0		4-4-0		
6-10-0		0-0-0		0-0-0		CONFERENCE		0-2-0		2-2-0		4-6-0		
4-8-0		0-0-0		0-0-0		HOME		0-2-0		1-1-0		3-5-0		
2-2-0		0-0-0		0-0-0		AWAY		0-0-0		1-1-0		1-1-0		
0-0-0		0-0-0		0-0-0		NEUTRAL		0-0-0		0-0-0		0-0-0		
RPI	S	Opponent		Score	RPI	S	Opponent		Score	RPI	S	Opponent		Score
					41	N	South Fla.		2 8	57	H	Ball St.		5 14
										57	H	Ball St.		7 10
										70	N	Saint Joseph's		3 6
										90	N	Illinois		6 0
										94	N	Eastern Ky.		2 9
										94	N	Eastern Ky.		2 10

Non-Div. I Games:

Toledo

RPI	S	Opponent	Score	
266	N	Maine	3	1
266	N	Maine	7	3
272	N	Wagner	6	7
275	H	Oakland	6	2
275	H	Oakland	7	9
279	N	N.C. Central	9	1

Toledo

T
o
l
e
d
o

T
o
l
e
d
o

Average RPI Win: 237		WON-LOST	WINNING	LAST 10	STRENGTH OF		OPP. STRENGTH	TEAM	ADJ		CONF.	ADJ CONF.
Average RPI Loss: 192		RECORD	PCT. RANK	GAMES	SCHEDULE		OF SCHEDULE	RPI	RPI		RPI	RPI
DIV. I ONLY		16-20-0	.44444	167	278		237	253	.4125		27	27
DIV. I NON-CONF.		9-15-0	.375	203	264		252	255	.40971		25	25
TOTALS		RPI 1-25	RPI 26-50		W-L RECORDS		RPI 51-100		RPI 101-150		RPI 150+	
16-20-0		0-0-0	0-0-0		OVERALL		0-2-0		1-3-0		17-17-0	
7-5-0		0-0-0	0-0-0		HOME		0-0-0		1-2-0		7-4-0	
4-10-0		0-0-0	0-0-0		AWAY		0-2-0		0-1-0		5-8-0	
5-5-0		0-0-0	0-0-0		NEUTRAL		0-0-0		0-0-0		5-5-0	
9-15-0		0-0-0	0-0-0		NON-CONFERENCE		0-2-0		0-1-0		9-12-0	
3-3-0		0-0-0	0-0-0		HOME		0-0-0		0-0-0		3-3-0	
1-7-0		0-0-0	0-0-		AWAY		0-2-0		0-1-0		1-4-0	
5-5-0		0-0-0	0-0-0		NEUTRAL		0-0-0		0-0-0		5-5-0	
9-7-0		0-0-0	0-0-0		CONFERENCE		0-0-0		1-2-0		8-5-0	
5-3-0		0-0-0	0-0-0		HOME		0-0-0		1-2-0		4-1-0	
4-4-0		0-0-0	0-0-0		AWAY		0-0-0		0-0-0		4-4-0	
0-0-0		0-0-0	0-0-0		NEUTRAL		0-0-0		0-0-0		0-0-0	
RPI S	Opponent	Score	RPI S	Opponent	Score	RPI S	Opponent	Score	RPI S	Opponent	Score	
						66 A	Oklahoma St.	1 10	115 A	East Carolina	2 5	
						66 A	Oklahoma St.	2 4	139 H	Loyola Chicago	4 5	
									139 H	Loyola Chicago	2 1	
									139 H	Loyola Chicago	0 3	
									160 N	UNI	2 6	
									160 N	UNI	5 4	
									163 N	Towson	2 7	
									163 N	Towson	2 9	
									167 N	Ohio	1 3	
									191 H	Akron	2 3	
									191 H	Akron	4 5	
									222 A	Jackson St.	1 2	
									222 A	Jackson St.	8 6	
									222 A	Jackson St.	4 5	
									229 A	Green Bay	3 7	
									229 A	Green Bay	9 1	
									229 H	Green Bay	3 7	
									229 H	Green Bay	9 1	
									238 N	UTEP	7 4	
									239 A	Wright St.	2 1	
									239 A	Wright St.	5 6	
									239 A	Wright St.	3 6	
									240 H	Canisius	7 4	
									242 A	Saint Francis (PA)	3 4	
									242 A	Saint Francis (PA)	1 6	
									243 N	Mississippi Val.	2 1	
									243 N	Mississippi Val.	5 3	
LAST 10 GAMES												
						229 H	Green Bay	9 1	139 H	Loyola Chicago	2 1	
						229 H	Green Bay	3 7	139 H	Loyola Chicago	4 5	
						229 A	Green Bay	3 7	274 H	Detroit	10 2	
						229 A	Green Bay	9 1	274 H	Detroit	9 0	
						139 H	Loyola Chicago	0 3	274 H	Detroit	8 7	

Non-Div. I Games:

Cleveland St.

RPI	S	Opponent	Score	
248	A	Youngstown St.	1	2
248	A	Youngstown St.	11	6
248	A	Youngstown St.	5	4
250	H	Bucknell	3	0
250	H	Bucknell	6	2
264	N	Santa Clara	7	1
268	H	St. Bonaventure	2	7
274	H	Detroit	10	2
274	H	Detroit	8	7
274	H	Detroit	9	0
277	N	Rider	2	3

Cleveland St.

C
l
e
v
e
l
a
n
d
s
t
.

C
l
e
v
e
l
a
n
d
s
t
.

Average RPI Win:	255	WON-LOST	WINNING	LAST 10	STRENGTH OF	OPP. STRENGTH	TEAM	ADJ	CONF.	ADJ CONF.												
Average RPI Loss:	180	RECORD	PCT. RANK	GAMES	SCHEDULE	OF SCHEDULE	RPI	RPI	RPI	RPI												
DIV. I ONLY		13-25-0	.34211	227	2-8-0	228	277	254	.41061	256	28	28										
DIV. I NON-CONF.		6-16-0	.27273	245	0-2-0	228	274	262	.39613	262	28	28										
<hr/>																						
TOTALS	RPI 1-25	RPI 26-50		W-L RECORDS		RPI 51-100		RPI 101-150		RPI 150+												
13-25-0	0-0-0	0-0-0		OVERALL		0-1-0		0-8-0		13-16-0												
4-6-0	0-0-0	0-0-0		HOME		0-0-0		0-2-0		4-4-0												
3-11-0	0-0-0	0-0-0		AWAY		0-0-0		0-4-0		3-7-0												
6-8-0	0-0-0	0-0-0		NEUTRAL		0-1-0		0-2-0		6-5-0												
<hr/>																						
6-16-0	0-0-0	0-0-0		NON-CONFERENCE		0-1-0		0-8-0		6-7-0												
0-2-0	0-0-0	0-0-0		HOME		0-0-0		0-2-0		0-0-0												
0-6-0	0-0-0	0-0-		AWAY		0-0-0		0-4-0		0-2-0												
6-8-0	0-0-0	0-0-0		NEUTRAL		0-1-0		0-2-0		6-5-0												
<hr/>																						
7-9-0	0-0-0	0-0-0		CONFERENCE		0-0-0		0-0-0		7-9-0												
4-4-0	0-0-0	0-0-0		HOME		0-0-0		0-0-0		4-4-0												
3-5-0	0-0-0	0-0-0		AWAY		0-0-0		0-0-0		3-5-0												
0-0-0	0-0-0	0-0-0		NEUTRAL		0-0-0		0-0-0		0-0-0												
<hr/>																						
RPI	S	Opponent	Score	RPI	S	Opponent	Score	RPI	S	Opponent	Score											
								88	N	UT Martin	0	5										
								123	A	Penn	1	5										
								123	A	Penn	0	8										
								123	N	Penn	4	12										
								124	A	Central Conn. St.	0	8										
								124	A	Central Conn. St.	0	2										
								124	H	Central Conn. St.	0	6										
								124	H	Central Conn. St.	0	2										
								145	N	South Dakota	2	14										
								153	A	Lehigh	2	4										
								153	A	Lehigh	0	5										
								153	A	Lehigh	0	4										
								153	A	Lehigh	0	8										
								161	N	Providence	7	11										
								184	H	Army	2	4										
								184	H	Army	1	3										
								184	H	Army	2	1										
								184	H	Army	7	2										
								191	N	Akron	5	9										
								237	N	Sacred Heart	9	7										
								242	N	Saint Francis (PA)	2	3										
								242	N	Saint Francis (PA)	7	10										
								LAST 10 GAMES								251	N	La Salle	3	4		
								153	A	Lehigh	0	8	124	H	Central Conn. St.	0	2	258	N	Manhattan	6	5
								153	A	Lehigh	0	4	259	H	Colgate	2	4	259	H	Colgate	2	4
153	A	Lehigh	0	5	259	H	Colgate	2	0	259	H	Colgate	2	0								
153	A	Lehigh	2	4	259	H	Colgate	1	0	259	H	Colgate	1	0								
124	H	Central Conn. St.	0	6	259	H	Colgate	2	5	259	H	Colgate	2	5								

Non-Div. I Games:

Holy Cross

RPI	S	Opponent	Score	
265	N	Niagara	5	4
270	A	Siena	7	15
270	A	Siena	2	10
271	N	Yale	13	6
271	N	Yale	5	1
280	A	Lafayette	6	4
280	A	Lafayette	10	1
280	A	Lafayette	7	6
280	A	Lafayette	2	5
286	N	Grambling	15	8

Holy Cross

H
O
L
Y
C
R
O
S
S

H
O
L
Y
C
R
O
S
S

Average RPI Win:		238	WON-LOST RECORD		WINNING PCT. RANK	LAST 10 GAMES		STRENGTH OF SCHEDULE		OPP. STRENGTH OF SCHEDULE	TEAM RPI	ADJ RPI	CONF. RPI	ADJ CONF. RPI
Average RPI Loss:		164												
DIV. I ONLY			13-29-0		.30952	244		205		265	251	.41022	257	23
DIV. I NON-CONF.			9-17-0		.34615	216		236		277	252	.40952	255	24
TOTALS		RPI 1-25	RPI 26-50		W-L RECORDS		RPI 51-100		RPI 101-150		RPI 150+			
13-29-0		0-2-0	0-0-0		OVERALL		0-4-0		1-5-0		12-18-0			
7-11-0		0-0-0	0-0-0		HOME		0-0-0		1-3-0		6-8-0			
3-11-0		0-0-0	0-0-0		AWAY		0-0-0		0-0-0		3-2-0			
3-7-0		0-1-0	0-0-0		NEUTRAL		0-2-0		0-0-0		3-4-0			
9-17-0		0-2-0	0-0-0		NON-CONFERENCE		0-4-0		0-0-0		9-11-0			
3-5-0		0-0-0	0-0-0		HOME		0-0-0		0-0-0		3-5-0			
3-5-0		0-1-0	0-0-		AWAY		0-2-0		0-0-0		3-2-0			
3-7-0		0-1-0	0-0-0		NEUTRAL		0-2-0		0-0-0		3-4-0			
4-12-0		0-0-0	0-0-0		CONFERENCE		0-0-0		1-5-0		3-7-0			
4-6-0		0-0-0	0-0-0		HOME		0-0-0		1-3-0		3-3-0			
0-6-0		0-0-0	0-0-0		AWAY		0-0-0		0-2-0		0-4-0			
0-0-0		0-0-0	0-0-0		NEUTRAL		0-0-0		0-0-0		0-0-0			
RPI	S	Opponent	Score		RPI	S	Opponent	Score		RPI	S	Opponent	Score	
2	A	Florida	2	8						67	A	North Florida	0	9
16	N	South Ala.	2	12						67	A	North Florida	0	8
										78	N	Delaware	4	5
										85	N	Drake	5	6
										103	H	Monmouth	3	7
										103	H	Monmouth	3	16
										105	A	Robert Morris	1	2
										105	A	Robert Morris	0	5
										124	H	Central Conn. St.	5	3
										124	H	Central Conn. St.	2	11
										163	A	Towson	10	0
										165	N	Princeton	2	4
										168	A	George Washington	2	6
										168	A	George Washington	1	9
										168	H	George Washington	2	8
										168	H	George Washington	1	5
										173	N	Seton Hall	3	5
										190	H	Fairleigh Dickinson	2	11
										190	H	Fairleigh Dickinson	3	1
										203	H	Bryant	3	10
										203	H	Bryant	1	0
										214	N	Presbyterian	2	5
										217	A	Quinnipiac	5	13
										217	A	Quinnipiac	4	7
										240	H	Canisius	0	6
										240	H	Canisius	4	3
										242	H	Saint Francis (PA)	1	4
										242	H	Saint Francis (PA)	5	2
										244	N	Florida A&M	3	1
										244	N	Florida A&M	3	4
										268	N	St. Bonaventure	15	2
LAST 10 GAMES														
					103	H	Monmouth	3	7	242	H	Saint Francis (PA)	5	2
					103	H	Monmouth	3	16	124	H	Central Conn. St.	2	11
					289	H	Morgan St.	8	0	124	H	Central Conn. St.	5	3
					289	H	Morgan St.	8	13	168	H	George Washington	2	8
					242	H	Saint Francis (PA)	1	4	168	H	George Washington	1	5

Non-Div. I Games:

Mt. St. Mary's

Mt. St. Mary's

Average RPI Win:	245	WON-LOST	WINNING	LAST 10	STRENGTH OF	OPP. STRENGTH	TEAM	ADJ	CONF.	ADJ CONF.										
Average RPI Loss:	199	RECORD	PCT. RANK	GAMES	SCHEDULE	OF SCHEDULE	RPI	RPI	RPI	RPI										
DIV. I ONLY	15-21-0	.41667	188	3-7-0	272	261	259	.40686	258	29	29									
DIV. I NON-CONF.	8-16-0	.33333	224	0-2-0	246	261	254	.41078	252	29	29									
<hr/>																				
TOTALS	RPI 1-25	RPI 26-50		W-L RECORDS		RPI 51-100		RPI 101-150		RPI 150+										
15-21-0	0-0-0	0-0-0		OVERALL		0-0-0		0-4-0		15-17-0										
8-4-0	0-0-0	0-0-0		HOME		0-0-0		0-2-0		8-2-0										
3-9-0	0-0-0	0-0-0		AWAY		0-0-0		0-0-0		3-9-0										
4-8-0	0-0-0	0-0-0		NEUTRAL		0-0-0		0-2-0		4-6-0										
<hr/>																				
8-16-0	0-0-0	0-0-0		NON-CONFERENCE		0-0-0		0-4-0		8-12-0										
4-4-0	0-0-0	0-0-0		HOME		0-0-0		0-2-0		4-2-0										
0-4-0	0-0-0	0-0-		AWAY		0-0-0		0-0-0		0-4-0										
4-8-0	0-0-0	0-0-0		NEUTRAL		0-0-0		0-2-0		4-6-0										
<hr/>																				
7-5-0	0-0-0	0-0-0		CONFERENCE		0-0-0		0-0-0		7-5-0										
4-0-0	0-0-0	0-0-0		HOME		0-0-0		0-0-0		4-0-0										
3-5-0	0-0-0	0-0-0		AWAY		0-0-0		0-0-0		3-5-0										
0-0-0	0-0-0	0-0-0		NEUTRAL		0-0-0		0-0-0		0-0-0										
<hr/>																				
RPI	S	Opponent	Score	RPI	S	Opponent	Score	RPI	S	Opponent	Score									
								131	H	Albany (NY)	3	7								
								131	H	Albany (NY)	0	2								
								131	N	Albany (NY)	6	14								
								131	N	Albany (NY)	2	5								
								157	A	Stony Brook	2	4								
								161	N	Providence	0	6								
								161	N	Providence	6	4								
								187	A	Fairfield	3	4								
								187	A	Fairfield	1	4								
								195	N	Cornell	3	4								
								195	N	Cornell	6	16								
								197	A	Elon	5	10								
								197	A	Elon	7	8								
								206	H	St. John's (NY)	3	2								
								206	H	St. John's (NY)	2	0								
								209	A	Liberty	0	7								
								218	H	Hartford	0	1								
								218	H	Hartford	12	2								
								229	N	Green Bay	1	0								
								229	N	Green Bay	0	5								
								240	A	Canisius	5	4								
								240	A	Canisius	1	6								
								LAST 10 GAMES								249	H	Columbia	1	11
																187	A	Fairfield	3	4
187	A	Fairfield	1	4																
249	N	Columbia	6	2																
249	N	Columbia	3	4																
256	N	Holy Cross	5	6																
265	A	Niagara	0	5	131	H	Albany (NY)	3	7	249	H	Columbia	1	11						
265	A	Niagara	6	11	187	A	Fairfield	3	4	249	H	Columbia	9	8						
240	A	Canisius	5	4	187	A	Fairfield	1	4	249	N	Columbia	6	2						
240	A	Canisius	1	6	277	H	Rider	13	1	249	N	Columbia	3	4						
131	H	Albany (NY)	0	2	277	H	Rider	5	1	256	N	Holy Cross	5	6						

RPI	S	Opponent	Score	
260	A	Iona	9	2
260	A	Iona	8	7
265	A	Niagara	6	11
265	A	Niagara	0	5
271	N	Yale	14	11
277	H	Rider	5	1
277	H	Rider	13	1
287	H	Saint Peter's	7	2
287	H	Saint Peter's	4	1

Manhattan

M
a
n
h
a
t
t
a
n

M
a
n
h
a
t
t
a
n

Average RPI Win: 250		WON-LOST	WINNING	LAST 10	STRENGTH OF		OPP. STRENGTH	TEAM	ADJ		CONF.	ADJ CONF.	
Average RPI Loss: 196		RECORD	PCT. RANK	GAMES	SCHEDULE		OF SCHEDULE	RPI	RPI		RPI	RPI	
DIV. I ONLY		15-23-0	.39474	204	5-5-0		274	256	261	.40225	259	28	28
DIV. I NON-CONF.		6-16-0	.27273	245	1-1-0		263	253	270	.38572	268	28	28
TOTALS		RPI 1-25	RPI 26-50		W-L RECORDS		RPI 51-100		RPI 101-150		RPI 150+		
15-23-0	0-0-0	0-0-0		OVERALL		0-3-0		0-2-0		15-18-0			
5-4-0	0-0-0	0-0-0		HOME		0-0-0		0-0-0		5-4-0			
7-10-0	0-0-0	0-0-0		AWAY		0-3-0		0-2-0		7-5-0			
3-9-0	0-0-0	0-0-0		NEUTRAL		0-0-0		0-0-0		3-9-0			
6-16-0	0-0-0	0-0-0		NON-CONFERENCE		0-3-0		0-2-0		6-11-0			
0-1-0	0-0-0	0-0-0		HOME		0-0-0		0-0-0		0-1-0			
3-6-0	0-0-0	0-0-		AWAY		0-3-0		0-2-0		3-1-0			
3-9-0	0-0-0	0-0-0		NEUTRAL		0-0-0		0-0-0		3-9-0			
9-7-0	0-0-0	0-0-0		CONFERENCE		0-0-0		0-0-0		9-7-0			
5-3-0	0-0-0	0-0-0		HOME		0-0-0		0-0-0		5-3-0			
4-4-0	0-0-0	0-0-0		AWAY		0-0-0		0-0-0		4-4-0			
0-0-0	0-0-0	0-0-0		NEUTRAL		0-0-0		0-0-0		0-0-0			
RPI	S	Opponent	Score	RPI	S	Opponent	Score	RPI	S	Opponent	Score		
						</							

Non-Div. I Games:

Colgate

RPI	S	Opponent	Score	
266	N	Maine	5	3
269	H	Rhode Island	4	5
273	A	Delaware St.	6	4
273	A	Delaware St.	2	0
280	H	Lafayette	7	2
280	H	Lafayette	4	5
280	H	Lafayette	5	4
280	H	Lafayette	0	3

Colgate

C
o
l
g
a
t
e

C
o
l
g
a
t
e

I
o
n
a

Tie, Loss, Non-Conf,S Site, H Home, A Away, N Neutral Page 385

RPI	S	Opponent	Score	
270	A	Siena	5	0
274	N	Detroit	11	3
277	A	Rider	6	10
277	A	Rider	10	5

Iona

I
o
n
a

I
o
n
a

Average RPI Win:	274	WON-LOST RECORD	WINNING PCT. RANK	LAST 10 GAMES	STRENGTH OF SCHEDULE	OPP. STRENGTH OF SCHEDULE	TEAM RPI	ADJ RPI	CONF. RPI	ADJ CONF. RPI		
DIV. I ONLY		12-16-0	.42857	177	6-4-0	245	271	241	.40105	261	30	30
DIV. I NON-CONF.		0-12-0	0	286	0-1-0	59	57	261	.37169	272	30	30
<hr/>												
TOTALS	RPI 1-25	RPI 26-50		W-L RECORDS		RPI 51-100		RPI 101-150		RPI 150+		
12-16-0	0-0-0	0-0-0		OVERALL		0-9-0		0-2-0		12-5-0		
2-5-0	0-0-0	0-0-0		HOME		0-0-0		0-2-0		2-3-0		
6-7-0	0-0-0	0-0-0		AWAY		0-6-0		0-0-0		6-0-0		
4-4-0	0-0-0	0-0-0		NEUTRAL		0-2-0		0-0-0		4-2-0		
0-12-0	0-0-0	0-0-0		NON-CONFERENCE		0-9-0		0-2-0		0-1-0		
0-2-0	0-0-0	0-0-0		HOME		0-0-0		0-2-0		0-0-0		
0-7-0	0-0-0	0-0-		AWAY		0-7-0		0-0-0		0-0-0		
0-3-0	0-0-0	0-0-0		NEUTRAL		0-2-0		0-0-0		0-1-0		
12-4-0	0-0-0	0-0-0		CONFERENCE		0-0-0		0-0-0		12-4-0		
2-3-0	0-0-0	0-0-0		HOME		0-0-0		0-0-0		2-3-0		
6-0-0	0-0-0	0-0-0		AWAY		0-0-0		0-0-0		6-0-0		
4-1-0	0-0-0	0-0-0		NEUTRAL		0-0-0		0-0-0		4-1-0		
RPI	S	Opponent	Score	RPI	S	Opponent	Score	RPI	S	Opponent	Score	
						57 N Ball St.	0 14			141 H Southeastern La.	4 10	
						62 N Creighton	2 16			141 H Southeastern La.	3 11	
						65 A Ole Miss	0 8			160 N UNI	0 6	
						65 A Ole Miss	0 4			222 N Jackson St.	2 1	
						65 A Ole Miss	0 16			243 N Mississippi Val.	4 3	
						68 A Central Ark.	2 20			247 H Texas Southern	1 11	
						68 A Central Ark.	2 17			247 H Texas Southern	0 5	
						68 A Central Ark.	2 10			247 H Texas Southern	0 8	
						68 A Central Ark.	0 8			262 N Alabama St.	3 2	
										276 N Alcorn	9 1	
										281 H Southern U.	4 1	
										281 H Southern U.	6 0	
										285 N Alabama A&M	4 10	
										286 A Grambling	7 2	
										286 A Grambling	9 3	
										286 A Grambling	9 1	
										288 A Prairie View	9 7	
										288 A Prairie View	4 2	
										288 A Prairie View	13 3	
<hr/>												
LAST 10 GAMES												
						288 A Prairie View	13 3			247 H Texas Southern	0 8	
						288 A Prairie View	9 7			65 A Ole Miss	0 8	
						288 A Prairie View	4 2			286 A Grambling	9 1	
						247 H Texas Southern	0 5			286 A Grambling	9 3	
						247 H Texas Southern	1 11			286 A Grambling	7 2	
Non-Div. I Games:	Williams Baptist	0 8	Columbia Chrst.	7 9	Indiana Tech	6 3	Central Baptist	0 13				
	Langston	0 9	Southern Ark.	3 18	Langston	9 1	Southern Ark.	Ark.-Pine Bluff				

Non-Div. I Games:

Central Baptist

2

4

Mo. Baptist

7

12

Ark.-Pine Bluff

A
r
k
.
-
P
i
n
e
B
l
u
f
f

A
r
k
.
-
P
i
n
e
B
l
u
f
f

[illegible]

Non-Div. I Games:

Alabama St.

B
r
o
w
n

Brown

RPI	S	Opponent	Score	
289	N	Morgan St.	3	2

Brown

B
r
o
w
n

B
r
o
w
n

Average RPI Win:		170	WON-LOST RECORD		WINNING PCT. RANK		LAST 10 GAMES		STRENGTH OF SCHEDULE		OPP. STRENGTH OF SCHEDULE		TEAM RPI		ADJ RPI		CONF. RPI		ADJ CONF. RPI										
Average RPI Loss:		133																											
DIV. I ONLY			6-41-0		.12766	285	1-9-0		173		185		268		.39255	264	21		21										
DIV. I NON-CONF.			3-25-0		.10714	283	0-1-0		105		183		258		.40841	256	18		17										
TOTALS		RPI 1-25		RPI 26-50		W-L RECORDS		RPI 51-100		RPI 101-150		RPI 150+																	
6-41-0		0-2-0		0-0-0		OVERALL		0-8-0		1-16-0		5-13-0																	
5-18-0		0-0-0		0-0-0		HOME		0-2-0		1-9-0		4-5-0																	
1-15-0		0-2-0		0-0-0		AWAY		0-6-0		0-4-0		1-3-0																	
0-8-0		0-0-0		0-0-0		NEUTRAL		0-0-0		0-3-0		0-5-0																	
3-25-0		0-2-0		0-0-0		NON-CONFERENCE		0-8-0		1-7-0		2-8-0																	
3-9-0		0-0-0		0-0-0		HOME		0-2-0		1-4-0		2-3-0																	
0-8-0		0-2-0		0-0-		AWAY		0-6-0		0-0-0		0-0-0																	
0-8-0		0-0-0		0-0-0		NEUTRAL		0-0-0		0-3-0		0-5-0																	
3-14-0		0-0-0		0-0-0		CONFERENCE		0-0-0		0-9-0		3-5-0																	
2-7-0		0-0-0		0-0-0		HOME		0-0-0		0-5-0		2-2-0																	
1-7-0		0-0-0		0-0-0		AWAY		0-0-0		0-4-0		1-3-0																	
0-0-0		0-0-0		0-0-0		NEUTRAL		0-0-0		0-0-0		0-0-0																	
RPI	S	Opponent		Score		RPI	S	Opponent		Score		RPI	S	Opponent		Score													
12	A	California		0	5							59	A	San Jose St.		0	4	110	H	Fresno St.		1	5						
18	A	Stanford		0	8							66	A	Oklahoma St.		0	8	122	H	UC Santa Barbara		1	10						
												66	A	Oklahoma St.		3	13	122	H	UC Santa Barbara		0	1						
												66	A	Oklahoma St.		0	9	122	H	UC Santa Barbara		1	0						
												74	H	Pacific		1	8	126	N	UC Davis		1	14						
												74	H	Pacific		0	6	126	N	UC Davis		2	7						
												89	A	Nevada		2	10	135	H	BYU		0	3						
												89	A	Nevada		0	10	135	H	BYU		0	3						
																		135	H	BYU		0	11						
																		135	H	BYU		0	3						
																		142	H	Cal St. Northridge		3	7						
																		142	N	Cal St. Northridge		0	5						
																		146	A	St. Mary's (CA)		1	5						
																		146	A	St. Mary's (CA)		0	1						
																		146	A	St. Mary's (CA)		3	10						
																		146	A	St. Mary's (CA)		0	8						
																		146	H	St. Mary's (CA)		0	4						
																		156	H	Loyola Marymount		3	5						
																		156	H	Loyola Marymount		3	2						
																		156	H	Loyola Marymount		1	2						
																		156	H	Loyola Marymount		4	3						
						LAST 10 GAMES												160	N	UNI		1	9						
						135 H BYU						0	11	146 A St. Mary's (CA)						3	10	160 N UNI						1	2
						135 H BYU						0	3	146 A St. Mary's (CA)						0	8	182 H Idaho St.						4	3
						135 H BYU						0	3	146 A St. Mary's (CA)						0	1	182 N Idaho St.						1	12
						135 H BYU						0	3	146 A St. Mary's (CA)						1	5	182 N Idaho St.						4	6
						12 A California						0	5	199 A CSU Bakersfield						6	3	185 H Sacramento St.						2	3

Non-Div. I Games:

Santa Clara

Santa Clara

Average RPI Win:	257	WON-LOST RECORD	WINNING PCT. RANK	LAST 10 GAMES	STRENGTH OF SCHEDULE	OPP. STRENGTH OF SCHEDULE	TEAM RPI	ADJ RPI	CONF. RPI	ADJ CONF. RPI	
DIV. I ONLY		7-25-0	.21875 271	5-5-0	215	259	265	.38766 265	29	29	
DIV. I NON-CONF.		3-19-0	.13636 276	0-1-0	222	233	276	.37015 275	29	29	
<hr/>											
TOTALS	RPI 1-25	RPI 26-50		W-L RECORDS		RPI 51-100		RPI 101-150		RPI 150+	
7-25-0	0-0-0	0-0-0		OVERALL		0-6-0		0-0-0		9-19-0	
3-6-0	0-0-0	0-0-0		HOME		0-0-0		0-0-0		5-6-0	
2-10-0	0-0-0	0-0-0		AWAY		0-1-0		0-0-0		2-5-0	
2-9-0	0-0-0	0-0-0		NEUTRAL		0-4-0		0-0-0		2-5-0	
<hr/>											
3-19-0	0-0-0	0-0-0		NON-CONFERENCE		0-6-0		0-0-0		3-13-0	
0-3-0	0-0-0	0-0-0		HOME		0-0-0		0-0-0		0-3-0	
1-7-0	0-0-0	0-0-		AWAY		0-2-0		0-0-0		1-5-0	
2-9-0	0-0-0	0-0-0		NEUTRAL		0-4-0		0-0-0		2-5-0	
<hr/>											
6-6-0	0-0-0	0-0-0		CONFERENCE		0-0-0		0-0-0		6-6-0	
5-3-0	0-0-0	0-0-0		HOME		0-0-0		0-0-0		5-3-0	
1-3-0	0-0-0	0-0-0		AWAY		0-0-0		0-0-0		1-3-0	
0-0-0	0-0-0	0-0-0		NEUTRAL		0-0-0		0-0-0		0-0-0	
<hr/>											
RPI S	Opponent	Score	RPI S	Opponent	Score	RPI S	Opponent	Score	RPI S	Opponent	Score
						51 N	Lipscomb	1 17	153 A	Lehigh	3 4
						88 N	UT Martin	1 6	153 A	Lehigh	8 10
						96 A	Stetson	1 4	153 A	Lehigh	1 3
						96 A	Stetson	0 8	153 A	Lehigh	3 6
						100 N	Michigan St.	1 8	167 N	Ohio	5 14
						100 N	Michigan St.	1 2	187 A	Fairfield	6 9
									187 A	Fairfield	2 3
									188 N	Tennessee Tech	4 7
									191 H	Akron	1 4
									220 H	Buffalo	0 8
									220 H	Buffalo	0 1
									221 H	Marist	5 7
									221 H	Marist	3 2
									226 N	Northern Ky.	1 2
									237 N	Sacred Heart	2 0
									240 A	Canisius	1 0
						240 A	Canisius	1 2			
						242 N	Saint Francis (PA)	6 7			
						246 A	Bethune-Cookman	5 2			
						246 A	Bethune-Cookman	2 10			
256 N	Holy Cross	4 5									
			258 H	Manhattan	11 6						
			258 H	Manhattan	5 0						
			191 H	Akron	1 4						
			270 H	Siena	2 5						
			270 H	Siena	2 5						
			279 N	N.C. Central	9 1						
221 H	Marist	5 7	287 H	Saint Peter's	10 2						
			LAST 10 GAMES			258 H	Manhattan	11 6			
			258 H	Manhattan	5 0						
			287 H	Saint Peter's	5 0						
			287 H	Saint Peter's	10 2						
			240 A	Canisius	1 0						
			270 H	Siena	7 10						

Non-Div. I Games:

Niagara

Niagara

Average RPI Win: 243		WON-LOST	WINNING	LAST 10	STRENGTH OF	OPP. STRENGTH	TEAM	ADJ	CONF.	ADJ CONF.					
Average RPI Loss: 152		RECORD	PCT. RANK	GAMES	SCHEDULE	OF SCHEDULE	RPI	RPI	RPI	RPI					
DIV. I ONLY		7-34-0	.17073	278	2-8-0	190	242	269	.38472	266	25	26			
DIV. I NON-CONF.		4-25-0	.13793	275	1-0-0	218	211	274	.37452	271	26	26			
<hr/>															
TOTALS		RPI 1-25		RPI 26-50		W-L RECORDS		RPI 51-100		RPI 101-150		RPI 150+			
7-34-0		0-0-0		0-4-0		OVERALL		0-4-0		0-8-0		7-18-0			
2-5-0		0-0-0		0-0-0		HOME		0-0-0		0-3-0		2-2-0			
3-8-0		0-0-0		0-3-0		AWAY		0-0-0		0-0-0		3-5-0			
2-21-0		0-0-0		0-1-0		NEUTRAL		0-4-0		0-5-0		2-11-0			
<hr/>															
4-25-0		0-0-0		0-4-0		NON-CONFERENCE		0-4-0		0-5-0		4-12-0			
1-0-0		0-0-0		0-0-0		HOME		0-0-0		0-0-0		1-0-0			
1-4-0		0-0-0		0-0-		AWAY		0-0-0		0-0-0		1-1-0			
2-21-0		0-0-0		0-1-0		NEUTRAL		0-4-0		0-5-0		2-11-0			
<hr/>															
3-9-0		0-0-0		0-0-0		CONFERENCE		0-0-0		0-3-0		3-6-0			
1-5-0		0-0-0		0-0-0		HOME		0-0-0		0-3-0		1-2-0			
2-4-0		0-0-0		0-0-0		AWAY		0-0-0		0-0-0		2-4-0			
0-0-0		0-0-0		0-0-0		NEUTRAL		0-0-0		0-0-0		0-0-0			
<hr/>															
RPI	S	Opponent	Score	RPI	S	Opponent	Score	RPI	S	Opponent	Score				
				39	A	USC Upstate	1 5	56	N	SIU Edwardsville	0 13	111	N	Rutgers	0 2
				41	A	South Fla.	0 11	70	N	Saint Joseph's	2 8	131	H	Albany (NY)	4 8
				46	A	FGCU	2 3	90	N	Illinois	1 7	131	H	Albany (NY)	0 1
				46	N	FGCU	0 8	91	N	Fordham	0 4	131	H	Albany (NY)	2 5
												135	N	BYU	4 6
												135	N	BYU	2 3
												137	N	Stephen F. Austin	1 5
												143	N	Penn St.	0 3
												152	A	UMKC	3 9
												156	N	Loyola Marymount	2 11
												157	H	Stony Brook	2 3
												157	H	Stony Brook	2 4
												157	H	Stony Brook	2 0
												166	N	Western Mich.	0 4
												177	A	Binghamton	0 8
												177	A	Binghamton	2 11
												177	A	Binghamton	0 5
												188	N	Tennessee Tech	1 4
												193	N	Valparaiso	0 3
												207	N	Western Caro.	4 5
												209	N	Liberty	3 4
												211	A	Boston College	11 5
												217	N	Quinnipiac	5 6
												217	N	Quinnipiac	8 7
												248	N	Youngstown St.	4 10
												253	N	Toledo	3 7
												253	N	Toledo	1 3
<hr/>															
LAST 10 GAMES															
				157	H	Stony Brook	2 3	177	A	Binghamton	0 5	217	N	Quinnipiac	5 6
				157	H	Stony Brook	2 4	211	A	Boston College	11 5	217	N	Quinnipiac	8 7
				157	H	Stony Brook	2 0	131	H	Albany (NY)	0 1	248	N	Youngstown St.	4 10
				177	A	Binghamton	0 8	131	H	Albany (NY)	4 8	253	N	Toledo	3 7
				177	A	Binghamton	2 11	131	H	Albany (NY)	2 5	253	N	Toledo	1 3

Non-Div. I Games:

Maine

RPI	S	Opponent	Score	
259	N	Colgate	3	5
269	N	Rhode Island	2	1
279	H	N.C. Central	9	1
283	A	UMBC	2	4
283	A	UMBC	7	6
283	A	UMBC	11	7

Maine

M
a
i
n
e

M
a
i
n
e

Non-Div. I Games:	Great Falls	12	4	Great Falls	7	0	Weber St.
-------------------	-------------	----	---	-------------	---	---	-----------

RPI	S	Opponent	Score	
234	H	Utah St.	3	11
255	H	North Dakota	6	3
255	H	North Dakota	7	3
255	H	North Dakota	4	11

Weber St.

W
e
b
e
r
s
t
.

W
e
b
e
r
s
t
.

Average RPI Win:	229	WON-LOST RECORD	WINNING PCT. RANK	LAST 10 GAMES	STRENGTH OF SCHEDULE	OPP. STRENGTH OF SCHEDULE	TEAM RPI	ADJ RPI	CONF. RPI	ADJ CONF. RPI	
Average RPI Loss:	160										
DIV. I ONLY	6-34-0	.15	282	1-7-0	149	250	264	.38374	268	22	22
DIV. I NON-CONF.	4-20-0	.16667	269	1-3-0	136	268	259	.39159	263	22	22
<hr/>											
TOTALS	RPI 1-25	RPI 26-50		W-L RECORDS	RPI 51-100		RPI 101-150		RPI 150+		
6-34-0	0-0-0	0-2-0		OVERALL	0-6-0		1-5-0		5-21-0		
1-7-0	0-0-0	0-0-0		HOME	0-2-0		0-0-0		1-5-0		
4-14-0	0-0-0	0-1-0		AWAY	0-2-0		1-2-0		3-9-0		
1-13-0	0-0-0	0-1-0		NEUTRAL	0-2-0		0-3-0		1-7-0		
<hr/>											
4-20-0	0-0-0	0-2-0		NON-CONFERENCE	0-4-0		0-4-0		4-10-0		
1-1-0	0-0-0	0-0-0		HOME	0-0-0		0-0-0		1-1-0		
2-6-0	0-0-0	0-0-		AWAY	0-2-0		0-1-0		2-2-0		
1-13-0	0-0-0	0-1-0		NEUTRAL	0-2-0		0-3-0		1-7-0		
<hr/>											
2-14-0	0-0-0	0-0-0		CONFERENCE	0-2-0		1-1-0		1-11-0		
0-6-0	0-0-0	0-0-0		HOME	0-2-0		0-0-0		0-4-0		
2-8-0	0-0-0	0-0-0		AWAY	0-0-0		1-1-0		1-7-0		
0-0-0	0-0-0	0-0-0		NEUTRAL	0-0-0		0-0-0		0-0-0		
<hr/>											
RPI S	Opponent	Score	RPI S	Opponent	Score	RPI S	Opponent	Score	RPI S	Opponent	Score
			34 N	Minnesota	4 7	67 A	North Florida	1 4	105 N	Robert Morris	1 4
			46 A	FGCU	6 14	67 A	North Florida	4 8	109 N	Virginia	5 15
						70 H	Saint Joseph's	0 6	116 A	Campbell	0 9
						70 H	Saint Joseph's	4 8	125 A	Saint Louis	2 8
						100 N	Michigan St.	0 8	125 A	Saint Louis	4 3
						100 N	Michigan St.	0 12	134 N	Villanova	8 10
									162 A	Massachusetts	4 12
									162 A	Massachusetts	4 6
									165 N	Princeton	2 10
									168 A	George Washington	5 7
									168 A	George Washington	0 8
									170 H	Charlotte	6 9
									170 H	Charlotte	0 2
									173 N	Seton Hall	5 12
									175 H	Temple	7 16
									175 H	Temple	3 16
									177 H	Binghamton	3 7
									177 H	Binghamton	10 8
									204 A	Butler	1 2
									204 A	Butler	3 6
									240 A	Canisius	4 7
									240 A	Canisius	2 4
									240 N	Canisius	2 5
									240 N	Canisius	2 10
									250 N	Bucknell	7 8
									254 A	Cleveland St.	7 2
									257 N	Mt. St. Mary's	2 15
<hr/>											
			LAST 10 GAMES								
			170 H	Charlotte	6 9	168 A	George Washington	5 7	240 N	Canisius	2 5
			170 H	Charlotte	0 2	240 A	Canisius	2 4	240 N	Canisius	2 10
			177 H	Binghamton	10 8	240 A	Canisius	4 7	250 N	Bucknell	7 8
			177 H	Binghamton	3 7	175 H	Temple	7 16	254 A	Cleveland St.	7 2
			168 A	George Washington	0 8	175 H	Temple	3 16	257 N	Mt. St. Mary's	2 15

Non-Div. I Games:

St. Bonaventure

RPI	S	Opponent	Score	
269	A	Rhode Island	11	6
269	A	Rhode Island	2	6
273	A	Delaware St.	5	4
273	N	Delaware St.	6	7
273	N	Delaware St.	8	5

St. Bonaventure

S
t
.
B
o
n
a
v
e
n
t
u
r
e

S
t
.
B
o
n
a
v
e
n
t
u
r
e

Average RPI Win:	261	WON-LOST	WINNING	LAST 10	STRENGTH OF	OPP. STRENGTH	TEAM	ADJ	CONF.	ADJ CONF.		
Average RPI Loss:	168	RECORD	PCT. RANK	GAMES	SCHEDULE	OF SCHEDULE	RPI	RPI	RPI	RPI		
DIV. I ONLY	9-26-0	.25714	262	2-8-0	262	233	270	.3823	269	22	22	
DIV. I NON-CONF.	7-17-0	.29167	239	2-3-0	266	246	267	.38973	265	22	22	
<hr/>												
TOTALS	RPI 1-25	RPI 26-50		W-L RECORDS		RPI 51-100		RPI 101-150		RPI 150+		
9-26-0	0-0-0	0-1-0		OVERALL		0-4-0		0-5-0		9-16-0		
2-5-0	0-0-0	0-0-0		HOME		0-0-0		0-1-0		2-4-0		
6-12-0	0-0-0	0-0-0		AWAY		0-4-0		0-1-0		6-7-0		
1-9-0	0-0-0	0-1-0		NEUTRAL		0-0-0		0-3-0		1-5-0		
7-17-0	0-0-0	0-1-0		NON-CONFERENCE		0-2-0		0-4-0		7-10-0		
0-1-0	0-0-0	0-0-0		HOME		0-0-0		0-1-0		0-0-0		
6-7-0	0-0-0	0-0-		AWAY		0-2-0		0-0-0		6-5-0		
1-9-0	0-0-0	0-1-0		NEUTRAL		0-0-0		0-3-0		1-5-0		
2-9-0	0-0-0	0-0-0		CONFERENCE		0-2-0		0-1-0		2-6-0		
2-4-0	0-0-0	0-0-0		HOME		0-0-0		0-0-0		2-4-0		
0-5-0	0-0-0	0-0-0		AWAY		0-2-0		0-1-0		0-2-0		
0-0-0	0-0-0	0-0-0		NEUTRAL		0-0-0		0-0-0		0-0-0		
RPI	S	Opponent	Score	RPI	S	Opponent	Score	RPI	S	Opponent	Score	
				41	N	South Fla.	0 3	91	A	Fordham	2 12	
								91	A	Fordham	2 6	
								95	A	Coastal Caro.	2 10	
								95	A	Coastal Caro.	2 7	
										109	N Virginia	2 4
										119	N Furman	0 4
										120	H Connecticut	2 11
										139	N Loyola Chicago	0 7
										147	A Dayton	6 11
										161	A Providence	2 6
										161	A Providence	1 2
										168	H George Washington	8 9
										168	H George Washington	1 9
										170	A Charlotte	3 12
										170	A Charlotte	3 4
										194	N Radford	2 5
										200	A Harvard	1 11
										200	A Harvard	1 2
										205	N Dartmouth	4 3
										218	N Hartford	5 6
										221	N Marist	0 6
										221	N Marist	0 7
										251	H La Salle	2 7
										251	H La Salle	7 3
										259	A Colgate	5 4
										263	A Brown	4 0
										263	A Brown	2 0
										266	N Maine	1 2
										268	H St. Bonaventure	6 11
										268	H St. Bonaventure	6 2
										271	A Yale	3 5
LAST 10 GAMES				LAST 10 GAMES				LAST 10 GAMES				
				168	H	George Washington	1 9	170	A	Charlotte	3 12	
				168	H	George Washington	8 9	170	A	Charlotte	3 4	
				120	H	Connecticut	2 11	263	A	Brown	2 0	
				161	A	Providence	1 2	263	A	Brown	4 0	
				161	A	Providence	2 6	91	A	Fordham	2 6	

Non-Div. I Games:

Rhode Island

RPI	S	Opponent	Score	
271	A	Yale	13	6
282	A	Coppin St.	5	4
283	A	UMBC	8	1

Rhode Island

R
h
o
d
e
I
s
l
a
n
d

R
h
o
d
e
I
s
l
a
n
d

Average RPI Win:	246	WON-LOST RECORD	WINNING PCT. RANK	LAST 10 GAMES	STRENGTH OF SCHEDULE	OPP. STRENGTH OF SCHEDULE	TEAM RPI	ADJ RPI	CONF. RPI	ADJ CONF. RPI			
DIV. I ONLY		13-22-0	.37143	216	7-3-0	280	241	266	.3819	270	29	29	
DIV. I NON-CONF.		8-19-0	.2963	237	2-2-0	272	245	271	.37681	270	29	29	
<hr/>													
TOTALS	RPI 1-25	RPI 26-50		W-L RECORDS		RPI 51-100		RPI 101-150		RPI 150+			
13-22-0	0-0-0	0-0-0		OVERALL		0-4-0		0-4-0		13-14-0			
5-6-0	0-0-0	0-0-0		HOME		0-0-0		0-0-0		5-6-0			
6-11-0	0-0-0	0-0-0		AWAY		0-2-0		0-3-0		6-6-0			
2-5-0	0-0-0	0-0-0		NEUTRAL		0-2-0		0-1-0		2-2-0			
8-19-0	0-0-0	0-0-0		NON-CONFERENCE		0-4-0		0-4-0		8-11-0			
2-3-0	0-0-0	0-0-0		HOME		0-0-0		0-0-0		2-3-0			
4-11-0	0-0-0	0-0-		AWAY		0-2-0		0-3-0		4-6-0			
2-5-0	0-0-0	0-0-0		NEUTRAL		0-2-0		0-1-0		2-2-0			
5-3-0	0-0-0	0-0-0		CONFERENCE		0-0-0		0-0-0		5-3-0			
3-3-0	0-0-0	0-0-0		HOME		0-0-0		0-0-0		3-3-0			
2-0-0	0-0-0	0-0-0		AWAY		0-0-0		0-0-0		2-0-0			
0-0-0	0-0-0	0-0-0		NEUTRAL		0-0-0		0-0-0		0-0-0			
RPI	S	Opponent	Score	RPI	S	Opponent	Score	RPI	S	Opponent	Score		
						66 N	Oklahoma St.	0	12	124 N	Central Conn. St.	4	9
						78 N	Delaware	3	7	129 A	New Mexico	2	5
						82 A	New Mexico St.	5	8	129 A	New Mexico	5	13
						82 A	New Mexico St.	5	10	131 A	Albany (NY)	0	3
										164 N	Georgetown	7	6
										164 N	Georgetown	5	4
										173 H	Seton Hall	10	14
										187 H	Fairfield	4	5
										187 H	Fairfield	2	1
										215 A	East Tenn. St.	4	5
										215 A	East Tenn. St.	4	10
										215 A	East Tenn. St.	5	12
										218 H	Hartford	3	5
										218 H	Hartford	1	9
										227 A	Hampton	3	4
										237 N	Sacred Heart	1	4
										238 A	UTEP	1	11
										238 A	UTEP	1	3
										238 A	UTEP	5	4
										256 H	Holy Cross	10	2
										256 H	Holy Cross	15	7
										260 H	Iona	0	11
										260 H	Iona	0	5
										265 A	Niagara	10	7
										265 A	Niagara	5	2
										277 H	Rider	7	6
										277 H	Rider	16	0
										265 A	Niagara	5	2
										218 H	Hartford	3	5
										218 H	Hartford	1	9
										256 H	Holy Cross	10	2
										256 H	Holy Cross	15	7
										265 A	Niagara	10	7
										265 A	Niagara	5	2
										277 H	Rider	7	6
										277 H	Rider	16	0

Non-Div. I Games:

Siena

RPI	S	Opponent	Score	
282	A	Coppin St.	10	4
282	A	Coppin St.	19	4
284	N	UMES	4	11
289	A	Morgan St.	16	3

Average RPI Win:	197	WON-LOST RECORD	WINNING PCT. RANK	LAST 10 GAMES	STRENGTH OF SCHEDULE	OPP. STRENGTH OF SCHEDULE	TEAM RPI	ADJ RPI	CONF. RPI	ADJ CONF. RPI		
DIV. I ONLY		8-32-0	.2	275	0-10-0	204	260	267	.38011	271	24	25
DIV. I NON-CONF.		5-19-0	.20833	264	0-2-0	247	264	273	.37088	273	27	27
<hr/>												
TOTALS	RPI 1-25	RPI 26-50		W-L RECORDS		RPI 51-100		RPI 101-150		RPI 150+		
8-32-0	0-1-0	0-0-0		OVERALL		0-0-0		1-5-0		7-26-0		
2-14-0	0-0-0	0-0-0		HOME		0-0-0		0-2-0		2-12-0		
4-13-0	0-0-0	0-0-0		AWAY		0-0-0		0-1-0		4-2-0		
2-5-0	0-0-0	0-0-0		NEUTRAL		0-0-0		1-1-0		1-4-0		
5-19-0	0-1-0	0-0-0		NON-CONFERENCE		0-0-0		1-3-0		4-15-0		
2-6-0	0-0-0	0-0-0		HOME		0-0-0		0-0-0		2-6-0		
1-8-0	0-1-0	0-0-		AWAY		0-0-0		0-2-0		1-5-0		
2-5-0	0-0-0	0-0-0		NEUTRAL		0-0-0		1-1-0		1-4-0		
3-13-0	0-0-0	0-0-0		CONFERENCE		0-0-0		0-2-0		3-11-0		
0-8-0	0-0-0	0-0-0		HOME		0-0-0		0-2-0		0-6-0		
3-5-0	0-0-0	0-0-0		AWAY		0-0-0		0-0-0		3-5-0		
0-0-0	0-0-0	0-0-0		NEUTRAL		0-0-0		0-0-0		0-0-0		
RPI	S	Opponent	Score	RPI	S	Opponent	Score	RPI	S	Opponent	Score	
8	A	Washington	3 12					118	N	Bradley	0 2	
								123	H	Penn	0 9	
								123	H	Penn	0 7	
								124	A	Central Conn. St.	1 3	
								124	A	Central Conn. St.	1 8	
								129	N	New Mexico	6 5	
								157	A	Stony Brook	1 4	
								157	A	Stony Brook	1 7	
								161	A	Providence	0 9	
								165	A	Princeton	3 2	
								165	A	Princeton	1 6	
								167	N	Ohio	7 1	
								187	H	Fairfield	4 0	
								187	H	Fairfield	4 5	
								195	A	Cornell	7 2	
								195	A	Cornell	7 5	
								200	A	Harvard	2 4	
								200	A	Harvard	3 12	
								200	A	Harvard	4 7	
								200	A	Harvard	3 5	
								202	A	Seattle	1 6	
								202	N	Seattle	2 6	
								203	H	Bryant	2 10	
								203	H	Bryant	7 12	
								205	H	Dartmouth	0 5	
								205	H	Dartmouth	0 8	
								205	H	Dartmouth	8 10	
								205	H	Dartmouth	1 10	
								205	H	Dartmouth	4 7	
								205	H	Dartmouth	6 15	
								205	H	Dartmouth	0 5	
								205	H	Dartmouth	0 8	
								205	H	Dartmouth	8 10	

Non-Div. I Games:

Yale

RPI	S	Opponent	Score
205	H	Dartmouth	1 10
237	H	Sacred Heart	0 8
237	H	Sacred Heart	6 15
249	H	Columbia	1 2
249	H	Columbia	2 7
256	N	Holy Cross	6 13
256	N	Holy Cross	1 5
258	N	Manhattan	11 14
269	H	Rhode Island	5 3
269	H	Rhode Island	6 13
272	A	Wagner	5 3
272	A	Wagner	4 5

Yale

Average RPI Win: 270		WON-LOST	WINNING	LAST 10	STRENGTH OF		OPP. STRENGTH	TEAM	ADJ		CONF.	ADJ CONF.
Average RPI Loss: 175		RECORD	PCT. RANK	GAMES	SCHEDULE		OF SCHEDULE	RPI	RPI		RPI	RPI
DIV. I ONLY		11-34-0	.24444	266	2-8-0		255	253	271		23	23
DIV. I NON-CONF.		9-18-0	.33333	224	2-0-0		274	271	268		24	24
TOTALS		RPI 1-25	RPI 26-50		W-L RECORDS		RPI 51-100		RPI 101-150		RPI 150+	
11-34-0		0-0-0	0-1-0		OVERALL		0-0-0		0-11-0		11-22-0	
7-9-0		0-0-0	0-0-0		HOME		0-0-0		0-4-0		7-5-0	
0-13-0		0-0-0	0-0-0		AWAY		0-0-0		0-4-0		0-9-0	
4-12-0		0-0-0	0-1-0		NEUTRAL		0-0-0		0-3-0		4-8-0	
9-18-0		0-0-0	0-1-0		NON-CONFERENCE		0-0-0		0-5-0		9-12-0	
5-3-0		0-0-0	0-0-0		HOME		0-0-0		0-0-0		5-3-0	
0-3-0		0-0-0	0-0-		AWAY		0-0-0		0-2-0		0-1-0	
4-12-0		0-0-0	0-1-0		NEUTRAL		0-0-0		0-3-0		4-8-0	
2-16-0		0-0-0	0-0-0		CONFERENCE		0-0-0		0-6-0		2-10-0	
2-6-0		0-0-0	0-0-0		HOME		0-0-0		0-4-0		2-2-0	
0-10-0		0-0-0	0-0-0		AWAY		0-0-0		0-2-0		0-8-0	
0-0-0		0-0-0	0-0-0		NEUTRAL		0-0-0		0-0-0		0-0-0	
RPI S	Opponent	Score	RPI S	Opponent	Score	RPI S	Opponent	Score	RPI S	Opponent	Score	
			41 N	South Fla.	0 5				103 H	Monmouth	0 9	
									103 H	Monmouth	0 6	
									105 A	Robert Morris	0 1	
									105 A	Robert Morris	1 6	
									107 A	Col. of Charleston	2 3	
									107 A	Col. of Charleston	1 4	
									108 N	Central Mich.	4 7	
									112 N	Chattanooga	2 9	
									113 N	Utah Valley	2 4	
									124 H	Central Conn. St.	1 13	
									124 H	Central Conn. St.	0 8	
									153 N	Lehigh	0 7	
									175 H	Temple	5 9	
									175 H	Temple	3 8	
									183 N	Boston U.	2 10	
									184 N	Army	6 12	
									192 A	LIU Brooklyn	5 6	
									192 A	LIU Brooklyn	1 5	
									194 N	Radford	1 8	
									203 A	Bryant	4 6	
									203 A	Bryant	7 8	
									204 N	Butler	2 6	
									217 H	Quinnipiac	5 6	
									217 H	Quinnipiac	4 6	
									229 N	Green Bay	2 1	
									236 A	Charleston So.	1 9	
									237 A	Sacred Heart	0 1	
LAST 10 GAMES												
			105 A	Robert Morris	1 6	280 H	Lafayette	5 0				
			105 A	Robert Morris	0 1	192 A	LIU Brooklyn	5 6				
			242 A	Saint Francis (PA)	2 4	192 A	LIU Brooklyn	1 5				
			242 A	Saint Francis (PA)	2 4	217 H	Quinnipiac	4 6				
			280 H	Lafayette	2 0	217 H	Quinnipiac	5 6				

Non-Div. I Games:

Wagner

RPI	S	Opponent	Score
237	A	Sacred Heart	0 8
242	A	Saint Francis (PA)	2 4
242	A	Saint Francis (PA)	2 4
248	N	Youngstown St.	2 10
249	N	Columbia	2 5
253	N	Toledo	7 6
255	N	North Dakota	1 3
257	H	Mt. St. Mary's	8 7
257	H	Mt. St. Mary's	4 3
271	H	Yale	5 4
271	H	Yale	3 5
277	N	Rider	5 1
280	H	Lafayette	5 0
280	H	Lafayette	2 0
287	H	Saint Peter's	5 0
287	H	Saint Peter's	11 3
287	N	Saint Peter's	7 4

Wagner

Average RPI Win:		271	WON-LOST RECORD		WINNING PCT. RANK		LAST 10 GAMES		STRENGTH OF SCHEDULE		OPP. STRENGTH OF SCHEDULE		TEAM RPI		ADJ RPI		CONF. RPI		ADJ CONF. RPI	
DIV. I ONLY			13-28-0		.31707 237		3-7-0		271		278		273		.36768 273		31		31	
DIV. I NON-CONF.			4-23-0		.14815 273		0-4-0		260		255		282		.34573 280		31		31	
TOTALS		RPI 1-25		RPI 26-50		W-L RECORDS		RPI 51-100		RPI 101-150		RPI 150+								
13-28-0		0-0-0		0-1-0		OVERALL		0-2-0		0-5-0		13-20-0								
5-7-0		0-0-0		0-0-0		HOME		0-0-0		0-0-0		5-7-0								
6-11-0		0-0-0		0-0-0		AWAY		0-0-0		0-0-0		6-3-0								
2-10-0		0-0-0		0-1-0		NEUTRAL		0-0-0		0-2-0		2-7-0								
4-23-0		0-0-0		0-1-0		NON-CONFERENCE		0-2-0		0-5-0		4-15-0								
0-7-0		0-0-0		0-0-0		HOME		0-0-0		0-0-0		0-7-0								
2-6-0		0-0-0		0-0-		AWAY		0-2-0		0-3-0		2-1-0								
2-10-0		0-0-0		0-1-0		NEUTRAL		0-0-0		0-2-0		2-7-0								
9-5-0		0-0-0		0-0-0		CONFERENCE		0-0-0		0-0-0		9-5-0								
5-0-0		0-0-0		0-0-0		HOME		0-0-0		0-0-0		5-0-0								
4-5-0		0-0-0		0-0-0		AWAY		0-0-0		0-0-0		4-5-0								
0-0-0		0-0-0		0-0-0		NEUTRAL		0-0-0		0-0-0		0-0-0								
RPI	S	Opponent		Score		RPI	S	Opponent		Score		RPI	S	Opponent		Score				
35	N	Georgia		0	18	67	A	North Florida		0	2	103	N	Monmouth		1	5			
						70	A	Saint Joseph's		0	6	106	N	Kent St.		3	5			
												109	A	Virginia		1	9			
												109	A	Virginia		1	10			
												132	A	Winthrop		2	10			
												163	A	Towson		1	2			
												165	N	Princeton		0	3			
												165	N	Princeton		3	8			
												176	N	Western Ill.		3	10			
												190	N	Fairleigh Dickinson		1	9			
												190	N	Fairleigh Dickinson		2	4			
												200	N	Harvard		5	4			
												227	A	Hampton		2	6			
												227	A	Hampton		3	2			
												227	A	Hampton		0	7			
												241	A	Norfolk St.		3	4			
												241	A	Norfolk St.		0	6			
												241	A	Norfolk St.		1	9			
												242	H	Saint Francis (PA)		4	5			
												242	H	Saint Francis (PA)		1	9			
												257	H	Mt. St. Mary's		2	4			
												259	H	Colgate		4	6			
												259	H	Colgate		0	2			
												263	N	Brown		1	3			
												268	H	St. Bonaventure		4	5			
												268	N	St. Bonaventure		7	6			
												268	N	St. Bonaventure		5	8			
LAST 10 GAMES																				
241	A	Norfolk St.		0	6	282	A	Coppin St.		11	2	259	H	Colgate		0	2			
241	A	Norfolk St.		3	4	282	A	Coppin St.		7	2	263	N	Brown		1	3			
241	A	Norfolk St.		1	9	282	A	Coppin St.		21	1	268	H	St. Bonaventure		4	5			
163	A	Towson		1	2	109	A	Virginia		1	9	268	N	St. Bonaventure		7	6			
70	A	Saint Joseph's		0	6	109	A	Virginia		1	10	268	N	St. Bonaventure		5	8			

Non-Div. I Games:

Delaware St.

Delaware.

Delaware.

Delaware St.

Average RPI Win: 186		WON-LOST RECORD		WINNING PCT. RANK		LAST 10 GAMES		STRENGTH OF SCHEDULE		OPP. STRENGTH OF SCHEDULE		TEAM RPI		ADJ RPI		CONF. RPI		ADJ CONF. RPI	
DIV. I ONLY		5-37-0		.11905 287		1-9-0		185		262		274		.36452 274		27		27	
DIV. I NON-CONF.		3-24-0		.11111 282		0-0-0		167		267		272		.37065 274		25		25	
TOTALS		RPI 1-25		RPI 26-50		W-L RECORDS		RPI 51-100		RPI 101-150		RPI 150+							
5-37-0		0-0-0		0-2-0		OVERALL		1-2-0		0-11-0		4-22-0							
1-10-0		0-0-0		0-0-0		HOME		0-0-0		0-8-0		1-2-0							
3-9-0		0-0-0		0-0-0		AWAY		0-0-0		0-2-0		3-7-0							
1-18-0		0-0-0		0-2-0		NEUTRAL		1-2-0		0-1-0		0-13-0							
3-24-0		0-0-0		0-2-0		NON-CONFERENCE		1-2-0		0-5-0		2-15-0							
0-2-0		0-0-0		0-0-0		HOME		0-0-0		0-2-0		0-0-0							
2-4-0		0-0-0		0-0-		AWAY		0-0-0		0-2-0		2-2-0							
1-18-0		0-0-0		0-2-0		NEUTRAL		1-2-0		0-1-0		0-13-0							
2-13-0		0-0-0		0-0-0		CONFERENCE		0-0-0		0-6-0		2-7-0							
1-8-0		0-0-0		0-0-0		HOME		0-0-0		0-6-0		1-2-0							
1-5-0		0-0-0		0-0-0		AWAY		0-0-0		0-0-0		1-5-0							
0-0-0		0-0-0		0-0-0		NEUTRAL		0-0-0		0-0-0		0-0-0							
RPI	S	Opponent		Score	RPI	S	Opponent		Score	RPI	S	Opponent		Score					
50	N	Neb. Omaha		2 5	56	N	SIU Edwardsville		1 0	108	A	Central Mich.		1 9					
50	N	Neb. Omaha		2 7	88	N	UT Martin		2 11	108	A	Central Mich.		3 13					
					91	N	Fordham		8 18	128	H	Bowling Green		1 9					
										128	H	Bowling Green		3 12					
										139	H	Loyola Chicago		3 7					
										139	H	Loyola Chicago		0 12					
										139	H	Loyola Chicago		4 8					
										144	H	Ill.-Chicago		1 5					
										144	H	Ill.-Chicago		8 17					
										144	H	Ill.-Chicago		3 19					
										145	N	South Dakota		4 5					
										152	N	UMKC		1 6					
										174	N	Wichita St.		4 13					
										177	N	Binghamton		3 9					
										177	N	Binghamton		0 7					
										181	N	Memphis		1 6					
										193	H	Valparaiso		1 12					
										193	H	Valparaiso		0 17					
										193	H	Valparaiso		9 0					
										208	A	Morehead St.		7 4					
										208	A	Morehead St.		1 5					
										224	A	UNC Wilmington		0 8					
										224	A	UNC Wilmington		10 4					
										230	N	Southeast Mo. St.		7 10					
										237	N	Sacred Heart		1 7					
										242	N	Saint Francis (PA)		0 6					
										248	A	Youngstown St.		0 5					
LAST 10 GAMES					LAST 10 GAMES					LAST 10 GAMES									
193	H	Valparaiso		0 17	254	A	Cleveland St.		0 9	224	A	UNC Wilmington		10 4					
193	H	Valparaiso		9 0	139	H	Loyola Chicago		0 12	230	N	Southeast Mo. St.		7 10					
193	H	Valparaiso		1 12	139	H	Loyola Chicago		3 7	237	N	Sacred Heart		1 7					
254	A	Cleveland St.		2 10	139	H	Loyola Chicago		4 8	242	N	Saint Francis (PA)		0 6					
254	A	Cleveland St.		7 8	248	A	Youngstown St.		0 8	248	A	Youngstown St.		0 5					

Non-Div. I Games:

Detroit




RPI	S	Opponent	Score	
248	A	Youngstown St.	4	2
248	A	Youngstown St.	0	8
251	N	La Salle	0	6
251	N	La Salle	2	3
254	A	Cleveland St.	0	9
254	A	Cleveland St.	7	8
254	A	Cleveland St.	2	10
255	N	North Dakota	4	5
260	N	Iona	3	11
286	N	Grambling	3	6

Detroit

Average RPI Win:	230	WON-LOST RECORD	WINNING PCT. RANK	LAST 10 GAMES	STRENGTH OF SCHEDULE	OPP. STRENGTH OF SCHEDULE	TEAM RPI	ADJ RPI	CONF. RPI	ADJ CONF. RPI	
Average RPI Loss:	183										
DIV. I ONLY	4-16-1	.21429	272	2-8-0	268	228	275	.36036	275	18	19
DIV. I NON-CONF.	3-6-1	.35	214	1-1-0	281	227	265	.38581	267	21	21
<hr/>											
TOTALS	RPI 1-25	RPI 26-50		W-L RECORDS	RPI 51-100		RPI 101-150		RPI 150+		
4-16-1	0-0-0	0-0-0		OVERALL	0-5-0		0-0-0		4-11-1		
0-3-0	0-0-0	0-0-0		HOME	0-3-0		0-0-0		0-0-0		
2-10-1	0-0-0	0-0-0		AWAY	0-2-0		0-0-0		2-8-1		
2-3-0	0-0-0	0-0-0		NEUTRAL	0-0-0		0-0-0		2-3-0		
3-6-1	0-0-0	0-0-0		NON-CONFERENCE	0-2-0		0-0-0		3-4-1		
0-0-0	0-0-0	0-0-0		HOME	0-0-0		0-0-0		0-0-0		
1-6-1	0-0-0	0-0-		AWAY	0-2-0		0-0-0		1-4-1		
2-0-0	0-0-0	0-0-0		NEUTRAL	0-0-0		0-0-0		2-0-0		
1-10-0	0-0-0	0-0-0		CONFERENCE	0-3-0		0-0-0		1-7-0		
0-3-0	0-0-0	0-0-0		HOME	0-3-0		0-0-0		0-0-0		
1-4-0	0-0-0	0-0-0		AWAY	0-0-0		0-0-0		1-4-0		
0-3-0	0-0-0	0-0-0		NEUTRAL	0-0-0		0-0-0		0-3-0		
RPI	S	Opponent	Score	RPI	S	Opponent	Score	RPI	S	Opponent	Score

Non-Div. I Games: Columbus St. 1 0 Columbus St. 0 4

Oakland

 Tie,  Loss,  Non-Conf, S Site, H Home, A Away, N Neutral Page 415

Average RPI Win: 242		WON-LOST	WINNING	LAST 10	STRENGTH OF	OPP. STRENGTH	TEAM	ADJ	CONF.	ADJ CONF.		
Average RPI Loss: 199		RECORD	PCT. RANK	GAMES	SCHEDULE	OF SCHEDULE	RPI	RPI	RPI	RPI		
DIV. I ONLY		7-36-0	.16279	279	1-9-0	245	266	276	.35569	277	29	29
DIV. I NON-CONF.		4-27-0	.12903	278	0-2-0	207	258	275	.36766	276	29	29
<hr/>												
TOTALS		RPI 1-25		RPI 26-50		W-L RECORDS		RPI 51-100		RPI 101-150		RPI 150+
7-36-0		0-0-0		0-0-0		OVERALL		0-2-0		0-6-0		7-28-0
4-9-0		0-0-0		0-0-0		HOME		0-1-0		0-2-0		4-6-0
1-14-0		0-0-0		0-0-0		AWAY		0-1-0		0-1-0		1-12-0
2-13-0		0-0-0		0-0-0		NEUTRAL		0-0-0		0-3-0		2-10-0
<hr/>												
4-27-0		0-0-0		0-0-0		NON-CONFERENCE		0-2-0		0-6-0		4-19-0
2-7-0		0-0-0		0-0-0		HOME		0-1-0		0-2-0		2-4-0
0-7-0		0-0-0		0-0-		AWAY		0-1-0		0-1-0		0-5-0
2-13-0		0-0-0		0-0-0		NEUTRAL		0-0-0		0-3-0		2-10-0
<hr/>												
3-9-0		0-0-0		0-0-0		CONFERENCE		0-0-0		0-0-0		3-9-0
2-2-0		0-0-0		0-0-0		HOME		0-0-0		0-0-0		2-2-0
1-7-0		0-0-0		0-0-0		AWAY		0-0-0		0-0-0		1-7-0
0-0-0		0-0-0		0-0-0		NEUTRAL		0-0-0		0-0-0		0-0-0
<hr/>												
RPI	S	Opponent	Score	RPI	S	Opponent	Score	RPI	S	Opponent	Score	
						70 H Saint Joseph's	7 11			103 H Monmouth	3 11	
						78 A Delaware	0 2			111 N Rutgers	0 10	
										113 N Utah Valley	4 5	
										115 A East Carolina	0 8	
										131 H Albany (NY)	3 14	
										131 N Albany (NY)	1 7	
										153 A Lehigh	3 6	
										163 N Towson	0 4	
										167 N Ohio	0 8	
										184 H Army	2 4	
										184 H Army	3 11	
										184 N Army	4 3	
										195 N Cornell	5 6	
										195 N Cornell	1 9	
										201 A George Mason	4 13	
										201 A George Mason	4 7	
										213 A Drexel	0 8	
										213 A Drexel	0 8	
										218 H Hartford	12 4	
										218 H Hartford	0 10	
										221 A Marist	5 8	
										221 A Marist	3 4	
						LAST 10 GAMES				221 A Marist	3 4	
						221 A Marist	3 4			229 N Green Bay	5 6	
						221 A Marist	5 8			229 N Green Bay	1 16	
						270 A Siena	6 7			240 H Canisius	7 9	
						270 A Siena	0 16			240 H Canisius	5 0	
						78 A Delaware	0 2			249 H Columbia	6 7	

Non-Div. I Games:

Rider

RPI	S	Opponent	Score	
249	H	Columbia	4	3
249	N	Columbia	3	11
249	N	Columbia	0	6
254	N	Cleveland St.	3	2
255	N	North Dakota	1	10
258	A	Manhattan	1	5
258	A	Manhattan	1	13
260	H	Iona	5	10
260	H	Iona	10	6
270	A	Siena	6	7
270	A	Siena	0	16
272	N	Wagner	1	5
287	A	Saint Peter's	11	2
287	A	Saint Peter's	1	4

Rider

R
i
d
e
r

R
i
d
e
r

Non-Div. I Games:

N.C. A&T

RPI	S	Opponent	Score	
280	N	Lafayette	1	3
284	H	UMES	11	10
291	A	South Carolina St.	9	0
291	A	South Carolina St.	4	6
291	A	South Carolina St.	0	5

N.C. A&T

N
.
C
.
A
&
T

N
.
C
.
A
&
T

Average RPI Win: 265		WON-LOST	WINNING	LAST 10	STRENGTH OF		OPP. STRENGTH	TEAM	ADJ		CONF.	ADJ CONF.
Average RPI Loss: 191		RECORD	PCT. RANK	GAMES	SCHEDULE		OF SCHEDULE	RPI	RPI		RPI	RPI
DIV. I ONLY		4-39-0	.09302	289	236		281	281	.34211		279	31
DIV. I NON-CONF.		0-24-0	0	286	129		230	279	.36229		277	31
TOTALS		RPI 1-25	RPI 26-50		W-L RECORDS		RPI 51-100		RPI 101-150		RPI 150+	
4-39-0		0-0-0	0-3-0		OVERALL		0-3-0		0-6-0		4-27-0	
1-14-0		0-0-0	0-0-0		HOME		0-2-0		0-2-0		1-10-0	
3-18-0		0-0-0	0-3-0		AWAY		0-0-0		0-4-0		3-11-0	
0-7-0		0-0-0	0-0-0		NEUTRAL		0-1-0		0-0-0		0-6-0	
0-24-0		0-0-0	0-3-0		NON-CONFERENCE		0-3-0		0-6-0		0-12-0	
0-8-0		0-0-0	0-0-0		HOME		0-2-0		0-2-0		0-4-0	
0-9-0		0-0-0	0-0-		AWAY		0-0-0		0-4-0		0-2-0	
0-7-0		0-0-0	0-0-0		NEUTRAL		0-1-0		0-0-0		0-6-0	
4-15-0		0-0-0	0-0-0		CONFERENCE		0-0-0		0-0-0		4-15-0	
1-6-0		0-0-0	0-0-0		HOME		0-0-0		0-0-0		1-6-0	
3-9-0		0-0-0	0-0-0		AWAY		0-0-0		0-0-0		3-9-0	
0-0-0		0-0-0	0-0-0		NEUTRAL		0-0-0		0-0-0		0-0-0	
RPI S	Opponent	Score	RPI S	Opponent	Score	RPI S	Opponent	Score	RPI S	Opponent	Score	
			38 A	North Carolina	2 10	77 H	Longwood	2 5	104 A	UNC Greensboro	0 10	
			38 A	North Carolina	0 9	77 H	Longwood	0 5	104 A	UNC Greensboro	3 11	
			39 A	USC Upstate	0 14	94 N	Eastern Ky.	0 9	107 H	Col. of Charleston	2 8	
									107 H	Col. of Charleston	0 8	
									116 A	Campbell	1 7	
									116 A	Campbell	2 14	
									152 N	UMKC	0 8	
									167 N	Ohio	0 11	
									197 A	Elon	3 6	
									207 N	Western Caro.	2 13	
									209 H	Liberty	1 4	
									209 H	Liberty	4 8	
									209 H	Liberty	3 16	
									214 H	Presbyterian	1 9	
									226 N	Northern Ky.	1 8	
									241 A	Norfolk St.	4 8	
									241 A	Norfolk St.	6 4	
									241 H	Norfolk St.	0 8	
									241 H	Norfolk St.	4 9	
									244 A	Florida A&M	6 4	
									244 A	Florida A&M	2 8	
									244 A	Florida A&M	1 8	
									245 A	Savannah St.	1 5	
									245 A	Savannah St.	4 7	
									245 A	Savannah St.	1 5	
									246 H	Bethune-Cookman	1 9	
									246 H	Bethune-Cookman	4 11	
LAST 10 GAMES			244 A	Florida A&M	6 4	241 H	Norfolk St.	4 9	245 A	Savannah St.	1 5	
			244 A	Florida A&M	2 8	241 H	Norfolk St.	0 8	245 A	Savannah St.	4 7	
			244 A	Florida A&M	1 8	291 H	South Carolina St.	3 5	245 A	Savannah St.	1 5	
			104 A	UNC Greensboro	3 11	291 H	South Carolina St.	4 0	246 H	Bethune-Cookman	1 9	
			104 A	UNC Greensboro	0 10	291 H	South Carolina St.	2 4	246 H	Bethune-Cookman	4 11	

Non-Div. I Games:

N.C. Central

RPI	S	Opponent	Score	
253	N	Toledo	1	9
265	N	Niagara	1	9
266	A	Maine	1	9
273	A	Delaware St.	1	9
273	A	Delaware St.	0	14
284	A	UMES	3	11
284	A	UMES	7	3
291	H	South Carolina St.	2	4
291	H	South Carolina St.	4	0
291	H	South Carolina St.	3	5

N.C. Central

N
.
C
.
C
e
n
t
r
a
l

N
.
C
.
C
e
n
t
r
a
l

Average RPI Win:	251	WON-LOST RECORD	WINNING PCT. RANK	LAST 10 GAMES	STRENGTH OF SCHEDULE	OPP. STRENGTH OF SCHEDULE	TEAM RPI	ADJ RPI	CONF. RPI	ADJ CONF. RPI	
DIV. I ONLY		11-34-0	.24444 266	3-7-0	279	273	278	.33494 280	28	28	
DIV. I NON-CONF.		7-22-0	.24138 257	1-3-0	285	272	284	.32878 284	28	28	
<hr/>											
TOTALS	RPI 1-25	RPI 26-50		W-L RECORDS	RPI 51-100		RPI 101-150		RPI 150+		
11-34-0	0-0-0	0-1-0		OVERALL	0-3-0		0-2-0		11-28-0		
2-6-0	0-0-0	0-0-0		HOME	0-0-0		0-0-0		2-6-0		
6-21-0	0-0-0	0-1-0		AWAY	0-2-0		0-2-0		6-16-0		
3-7-0	0-0-0	0-0-0		NEUTRAL	0-1-0		0-0-0		3-6-0		
<hr/>											
7-22-0	0-0-0	0-1-0		NON-CONFERENCE	0-3-0		0-2-0		7-16-0		
1-3-0	0-0-0	0-0-0		HOME	0-0-0		0-0-0		1-3-0		
3-12-0	0-0-0	0-0-		AWAY	0-2-0		0-2-0		3-7-0		
3-7-0	0-0-0	0-0-0		NEUTRAL	0-1-0		0-0-0		3-6-0		
<hr/>											
4-12-0	0-0-0	0-0-0		CONFERENCE	0-0-0		0-0-0		4-12-0		
1-3-0	0-0-0	0-0-0		HOME	0-0-0		0-0-0		1-3-0		
3-9-0	0-0-0	0-0-0		AWAY	0-0-0		0-0-0		3-9-0		
0-0-0	0-0-0	0-0-0		NEUTRAL	0-0-0		0-0-0		0-0-0		
<hr/>											
RPI S	Opponent	Score	RPI S	Opponent	Score	RPI S	Opponent	Score	RPI S	Opponent	Score
			40 A	North Carolina St.	0 10	63 N	Kansas	0 20	123 A	Penn	2 11
						78 A	Delaware	3 4	123 A	Penn	0 8
						78 A	Delaware	2 3	153 A	Lehigh	1 6
									153 A	Lehigh	0 5
									153 A	Lehigh	1 9
									153 A	Lehigh	2 1
									157 N	Stony Brook	1 12
									163 A	Towson	1 2
									165 N	Princeton	0 7
									175 A	Temple	10 8
									175 A	Temple	0 9
									221 A	Marist	2 5
									221 A	Marist	0 8
									250 A	Bucknell	0 4
									250 A	Bucknell	0 4
									250 A	Bucknell	3 8
									250 A	Bucknell	0 2
									256 H	Holy Cross	6 7
									256 H	Holy Cross	5 2
									256 H	Holy Cross	4 6
									256 H	Holy Cross	1 10
			LAST 10 GAMES						257 A	Mt. St. Mary's	5 0
			259 A	Colgate	3 0	272 A	Wagner	0 5	257 A	Mt. St. Mary's	3 11
			259 A	Colgate	4 5	287 H	Saint Peter's	5 0	259 A	Colgate	5 4
			259 A	Colgate	2 7	287 H	Saint Peter's	1 3	259 A	Colgate	4 5
			259 A	Colgate	5 4	250 A	Bucknell	0 4	259 A	Colgate	2 7
			272 A	Wagner	0 2	250 A	Bucknell	3 8	259 A	Colgate	3 0

Non-Div. I Games:

Lafayette

RPI	S	Opponent	Score	
263	N	Brown	1	3
263	N	Brown	4	10
263	N	Brown	1	5
272	A	Wagner	0	5
272	A	Wagner	0	2
273	A	Delaware St.	2	1
273	H	Delaware St.	2	5
273	H	Delaware St.	4	5
278	N	N.C. A&T	3	1
278	N	N.C. A&T	3	1
287	H	Saint Peter's	5	0
287	H	Saint Peter's	1	3
289	N	Morgan St.	4	3
289	N	Morgan St.	2	4

L
a
f
a
y
e
t
t
e

L
a
f
a
y
e
t
t
e

Lafayette

Average RPI Win: 281		WON-LOST	WINNING	LAST 10	STRENGTH OF		OPP. STRENGTH	TEAM	ADJ	CONF.	ADJ CONF.
Average RPI Loss: 176		RECORD	PCT. RANK	GAMES	SCHEDULE		OF SCHEDULE	RPI	RPI	RPI	RPI
DIV. I ONLY		2-35-0	.05405	290	198		269	280	.33316	281	30
DIV. I NON-CONF.		0-24-0	0	286	138		203	278	.3484	279	30
TOTALS		RPI 1-25	RPI 26-50		W-L RECORDS		RPI 51-100		RPI 101-150		RPI 150+
2-35-0		0-1-0	0-0-0		OVERALL		0-7-0		0-3-0		2-24-0
0-10-0		0-1-0	0-0-0		HOME		0-1-0		0-1-0		0-7-0
0-11-0		0-0-0	0-0-0		AWAY		0-3-0		0-1-0		0-5-0
2-14-0		0-0-0	0-0-0		NEUTRAL		0-3-0		0-1-0		2-10-0
0-24-0		0-1-0	0-0-0		NON-CONFERENCE		0-7-0		0-3-0		0-13-0
0-7-0		0-1-0	0-0-0		HOME		0-1-0		0-1-0		0-4-0
0-6-0		0-0-0	0-0-		AWAY		0-3-0		0-1-0		0-2-0
0-11-0		0-0-0	0-0-0		NEUTRAL		0-3-0		0-1-0		0-7-0
2-11-0		0-0-0	0-0-0		CONFERENCE		0-0-0		0-0-0		2-11-0
0-3-0		0-0-0	0-0-0		HOME		0-0-0		0-0-0		0-3-0
0-5-0		0-0-0	0-0-0		AWAY		0-0-0		0-0-0		0-5-0
2-3-0		0-0-0	0-0-0		NEUTRAL		0-0-0		0-0-0		2-3-0
RPI S	Opponent	Score		RPI S	Opponent	Score		RPI S	Opponent	Score	
19 H	La.-Lafayette	1	9					63 N	Kansas	0	14
								64 A	Auburn	0	14
								64 N	Auburn	1	7
								76 A	McNeese St.	1	7
								76 A	McNeese St.	0	9
								78 N	Delaware	1	3
								80 H	Northwestern St.	0	8
								129 N	New Mexico	4	6
								141 A	Southeastern La.	0	4
								141 H	Southeastern La.	2	14
								154 N	Jacksonville St.	0	7
								169 H	Louisiana Tech	4	13
								169 H	Louisiana Tech	6	11
								169 H	Louisiana Tech	2	10
								169 N	Louisiana Tech	2	11
								170 N	Charlotte	2	13
								171 A	Nicholls St.	0	11
								171 H	Nicholls St.	3	9
								171 N	Nicholls St.	1	10
								196 N	Houston Baptist	1	16
								196 N	Houston Baptist	0	8
								222 N	Jackson St.	6	8
								232 N	Gardner-Webb	0	3
								233 A	A&M-Corpus Christi	3	7
								243 N	Mississippi Val.	1	9
								247 H	Texas Southern	2	14
								247 H	Texas Southern	0	6
								247 H	Texas Southern	3	14
								261 A	Ark.-Pine Bluff	0	6
								261 A	Ark.-Pine Bluff	1	4
								262 N	Alabama St.	8	9
								276 N	Alcorn	12	4
								285 N	Alabama A&M	3	1
								288 A	Prairie View	2	11
Non-Div. I Games:				LAST 10 GAMES							
Houston-Victoria		7	4	LSU-Alexandria		12	4	Belhaven		0	6
Langston		12	6	Langston		3	9	Houston-Victoria		0	7
								LSU-Alexandria		2	5
								LSU-Alexandria		2	5

Average RPI Win: 286		WON-LOST RECORD	WINNING PCT. RANK	LAST 10 GAMES	STRENGTH OF SCHEDULE	OPP. STRENGTH OF SCHEDULE	TEAM RPI	ADJ RPI	CONF. RPI	ADJ CONF. RPI	
Average RPI Loss: 224											
DIV. I ONLY		9-20-0	.31034 243	3-5-0	288	289	284	.32864 282	31	31	
DIV. I NON-CONF.		3-14-0	.17647 266	0-2-0	287	286	288	.31806 287	31	31	
TOTALS		RPI 1-25	RPI 26-50		W-L RECORDS		RPI 51-100		RPI 101-150		RPI 150+
9-20-0		0-0-0	0-0-0		OVERALL		0-0-0		0-2-0		9-18-0
1-18-0		0-0-0	0-0-0		HOME		0-0-0		0-0-0		1-18-0
8-2-0		0-0-0	0-0-0		AWAY		0-0-0		0-2-0		8-0-0
0-0-0		0-0-0	0-0-0		NEUTRAL		0-0-0		0-0-0		0-0-0
3-14-0		0-0-0	0-0-0		NON-CONFERENCE		0-0-0		0-2-0		3-12-0
1-12-0		0-0-0	0-0-0		HOME		0-0-0		0-0-0		1-12-0
2-2-0		0-0-0	0-0-		AWAY		0-0-0		0-2-0		2-0-0
0-0-0		0-0-0	0-0-0		NEUTRAL		0-0-0		0-0-0		0-0-0
6-6-0		0-0-0	0-0-0		CONFERENCE		0-0-0		0-0-0		6-6-0
0-6-0		0-0-0	0-0-0		HOME		0-0-0		0-0-0		0-6-0
6-0-0		0-0-0	0-0-0		AWAY		0-0-0		0-0-0		6-0-0
0-0-0		0-0-0	0-0-0		NEUTRAL		0-0-0		0-0-0		0-0-0
RPI S	Opponent	Score	RPI S	Opponent	Score	RPI S	Opponent	Score	RPI S	Opponent	Score
									114 A	Maryland	0 9
									114 A	Maryland	3 7
									165 H	Princeton	3 21
									165 H	Princeton	2 7
									165 H	Princeton	3 6
									173 H	Seton Hall	4 8
									221 H	Marist	2 8
									237 H	Sacred Heart	1 5
									237 H	Sacred Heart	5 9
									241 H	Norfolk St.	3 15
									241 H	Norfolk St.	2 10
									241 H	Norfolk St.	2 10
									251 H	La Salle	0 9
									269 H	Rhode Island	4 5
									270 H	Siena	4 10
									270 H	Siena	4 19
									273 H	Delaware St.	2 7
									273 H	Delaware St.	2 11
									273 H	Delaware St.	1 21
									283 A	UMBC	13 8
									283 A	UMBC	11 0
									284 A	UMES	5 1
									284 A	UMES	7 2
									284 A	UMES	5 2
									287 H	Saint Peter's	13 5
									287 H	Saint Peter's	7 8
									290 A	Howard	10 6
									290 A	Howard	3 2
Non-Div. I Games:		Virginia St.	3 2	Virginia St.	3 0	Virginia St.	8 5	Virginia St.	12 0	Coppin St.	

C
o
p
p
i
n
s
t
.

C
o
p
p
i
n
s
t
.

Coppin St.

Average RPI Win: 276		WON-LOST RECORD	WINNING PCT. RANK		LAST 10 GAMES	STRENGTH OF SCHEDULE	OPP. STRENGTH OF SCHEDULE	TEAM RPI	ADJ RPI		CONF. RPI	ADJ CONF. RPI	
Average RPI Loss: 203													
DIV. I ONLY		8-35-0	.186	05 277	0-10-0	273	282	282	.325	75 283	25	26	
DIV. I NON-CONF.		7-21-0	.25	253	0-2-0	290	287	286	.318	77 286	26	26	
<hr/>													
TOTALS		RPI 1-25		RPI 26-50		W-L RECORDS		RPI 51-100		RPI 101-150		RPI 150+	
8-35-0		0-0-0		0-0-0		OVERALL		0-0-0		0-5-0		8-30-0	
6-17-0		0-0-0		0-0-0		HOME		0-0-0		0-0-0		6-17-0	
1-14-0		0-0-0		0-0-0		AWAY		0-0-0		0-4-0		1-10-0	
1-4-0		0-0-0		0-0-0		NEUTRAL		0-0-0		0-1-0		1-3-0	
7-21-0		0-0-0		0-0-0		NON-CONFERENCE		0-0-0		0-2-0		7-19-0	
5-12-0		0-0-0		0-0-0		HOME		0-0-0		0-0-0		5-12-0	
1-5-0		0-0-0		0-0-		AWAY		0-0-0		0-1-0		1-4-0	
1-4-0		0-0-0		0-0-0		NEUTRAL		0-0-0		0-1-0		1-3-0	
1-14-0		0-0-0		0-0-0		CONFERENCE		0-0-0		0-3-0		1-11-0	
1-5-0		0-0-0		0-0-0		HOME		0-0-0		0-0-0		1-5-0	
0-9-0		0-0-0		0-0-0		AWAY		0-0-0		0-3-0		0-6-0	
0-0-0		0-0-0		0-0-0		NEUTRAL		0-0-0		0-0-0		0-0-0	
RPI S	Opponent	Score	RPI S	Opponent	Score	RPI S	Opponent	Score	RPI S	Opponent	Score		
									131 A	Albany (NY)	1	6	
									131 A	Albany (NY)	0	8	
									131 A	Albany (NY)	0	8	
									141 A	Southeastern La.	5	13	
									145 N	South Dakota	4	9	
									157 A	Stony Brook	1	8	
									157 A	Stony Brook	0	8	
									157 A	Stony Brook	0	8	
									163 H	Towson	0	10	
									164 A	Georgetown	3	8	
									165 H	Princeton	3	11	
									165 H	Princeton	2	12	
									177 H	Binghamton	1	14	
									177 H	Binghamton	2	3	
									177 H	Binghamton	0	5	
									183 A	Boston U.	1	3	
									183 A	Boston U.	1	2	
									183 A	Boston U.	0	8	
									201 H	George Mason	3	5	
									208 N	Morehead St.	1	7	
									208 N	Morehead St.	7	4	
					LAST 10 GAMES				221 H	Marist	6	7	
					131 A Albany (NY)	1	6	183 A Boston U.	1	2	224 A UNC Wilmington	4	14
					131 A Albany (NY)	0	8	183 A Boston U.	0	8	224 A UNC Wilmington	1	3
					131 A Albany (NY)	0	8	163 H Towson	0	10	227 H Hampton	0	14
					164 A Georgetown	3	8	177 H Binghamton	0	5	242 H Saint Francis (PA)	1	8
					183 A Boston U.	1	3	177 H Binghamton	1	14	247 N Texas Southern	5	14

Non-Div. I Games: LSU-Alexandria 6 7

UMBC

RPI	S	Opponent	Score	
251	H	La Salle	4	5
252	N	South Dakota St.	2	13
257	H	Mt. St. Mary's	0	19
266	H	Maine	4	2
266	H	Maine	6	7
266	H	Maine	7	11
269	H	Rhode Island	1	8
282	H	Coppin St.	8	13
282	H	Coppin St.	0	11
287	A	Saint Peter's	5	6
287	A	Saint Peter's	7	5
287	H	Saint Peter's	11	0
289	H	Morgan St.	9	1
289	H	Morgan St.	7	0
289	H	Morgan St.	18	2
290	H	Howard	3	2

UMBC

U
M
B
C

U
M
B
C

Average RPI Win: 274		WON-LOST RECORD	WINNING PCT. RANK		LAST 10 GAMES	STRENGTH OF SCHEDULE	OPP. STRENGTH OF SCHEDULE	TEAM RPI	ADJ RPI		CONF. RPI	ADJ CONF. RPI
Average RPI Loss: 240												
DIV. I ONLY		11-26-0	.2973	247	1-9-0	287	291	286	.32457	284	31	31
DIV. I NON-CONF.		4-12-0	.25	253	0-2-0	289	288	285	.33228	283	31	31
<hr/>												
TOTALS		RPI 1-25		RPI 26-50		W-L RECORDS		RPI 51-100		RPI 101-150		RPI 150+
11-26-0		0-0-0		0-0-0		OVERALL		0-1-0		0-1-0		11-24-0
4-8-0		0-0-0		0-0-0		HOME		0-0-0		0-0-0		4-8-0
6-9-0		0-0-0		0-0-0		AWAY		0-0-0		0-0-0		6-9-0
1-9-0		0-0-0		0-0-0		NEUTRAL		0-1-0		0-1-0		1-7-0
4-12-0		0-0-0		0-0-0		NON-CONFERENCE		0-1-0		0-1-0		4-10-0
3-1-0		0-0-0		0-0-0		HOME		0-0-0		0-0-0		3-1-0
0-2-0		0-0-0		0-0-		AWAY		0-0-0		0-0-0		0-2-0
1-9-0		0-0-0		0-0-0		NEUTRAL		0-1-0		0-1-0		1-7-0
7-14-0		0-0-0		0-0-0		CONFERENCE		0-0-0		0-0-0		7-14-0
1-7-0		0-0-0		0-0-0		HOME		0-0-0		0-0-0		1-7-0
6-7-0		0-0-0		0-0-0		AWAY		0-0-0		0-0-0		6-7-0
0-0-0		0-0-0		0-0-0		NEUTRAL		0-0-0		0-0-0		0-0-0
RPI	S	Opponent	Score	RPI	S	Opponent	Score	RPI	S	Opponent	Score	
								78	N	Delaware	7	8
								124	N	Central Conn. St.	2	11
								201	A	George Mason	1	2
								201	A	George Mason	1	2
								227	H	Hampton	2	7
								227	H	Hampton	3	5
								227	H	Hampton	6	10
								231	N	Tennessee St.	1	11
								240	N	Canisius	4	7
								240	N	Canisius	2	15
								241	A	Norfolk St.	3	4
								241	A	Norfolk St.	9	6
								241	A	Norfolk St.	5	8
								242	N	Saint Francis (PA)	4	11
								243	N	Mississippi Val.	2	5
								243	N	Mississippi Val.	0	5
								245	A	Savannah St.	11	10
								245	A	Savannah St.	1	20
								245	A	Savannah St.	2	3
								245	A	Savannah St.	6	5
								270	N	Siena	11	4
								278	A	N.C. A&T	10	11
								279	H	N.C. Central	11	3
								279	H	N.C. Central	3	7
								282	H	Coppin St.	2	5
								282	H	Coppin St.	1	5
								282	H	Coppin St.	2	7
								285	N	Alabama A&M	2	12
<hr/>												
LAST 10 GAMES												
						227	H Hampton	2	7	241	A Norfolk St.	9 6
						227	H Hampton	3	5	241	A Norfolk St.	3 4
						227	H Hampton	6	10	241	A Norfolk St.	5 8
						201	A George Mason	1	2	282	H Coppin St.	2 5
						201	A George Mason	1	2	282	H Coppin St.	2 7

Non-Div. I Games:

UMES

RPI	S	Opponent	Score	
287	H	Saint Peter's	9	4
287	H	Saint Peter's	10	9
287	H	Saint Peter's	5	4
287	H	Saint Peter's	7	12
290	A	Howard	15	0
290	A	Howard	3	4
290	A	Howard	8	1
291	A	South Carolina St.	1	8
291	A	South Carolina St.	10	9

UMES

Average RPI Win: 278		WON-LOST RECORD		WINNING PCT. RANK		LAST 10 GAMES		STRENGTH OF SCHEDULE		OPP. STRENGTH OF SCHEDULE		TEAM RPI		ADJ RPI		CONF. RPI		ADJ CONF. RPI	
DIV. I ONLY		9-24-0		.27273 254		0-10-0		289		286		288		.32129 285		30		30	
DIV. I NON-CONF.		5-11-0		.3125 233		0-0-0		284		291		281		.35031 278		30		30	
TOTALS		RPI 1-25		RPI 26-50		W-L RECORDS		RPI 51-100		RPI 101-150		RPI 150+							
9-24-0		0-0-0		0-0-0		OVERALL		0-0-0		0-0-0		9-24-0							
1-8-0		0-0-0		0-0-0		HOME		0-0-0		0-0-0		1-9-0							
2-13-0		0-0-0		0-0-0		AWAY		0-0-0		0-0-0		2-10-0							
6-3-0		0-0-0		0-0-0		NEUTRAL		0-0-0		0-0-0		6-3-0							
5-11-0		0-0-0		0-0-0		NON-CONFERENCE		0-0-0		0-0-0		5-11-0							
0-4-0		0-0-0		0-0-0		HOME		0-0-0		0-0-0		0-4-0							
2-6-0		0-0-0		0-0-		AWAY		0-0-0		0-0-0		2-6-0							
3-1-0		0-0-0		0-0-0		NEUTRAL		0-0-0		0-0-0		3-1-0							
4-13-0		0-0-0		0-0-0		CONFERENCE		0-0-0		0-0-0		4-13-0							
1-5-0		0-0-0		0-0-0		HOME		0-0-0		0-0-0		1-5-0							
0-6-0		0-0-0		0-0-0		AWAY		0-0-0		0-0-0		0-6-0							
3-2-0		0-0-0		0-0-0		NEUTRAL		0-0-0		0-0-0		3-2-0							
RPI	S	Opponent	Score	RPI	S	Opponent	Score	RPI	S	Opponent	Score	RPI	S	Opponent	Score				
										154	A Jacksonville St.	0		12					
										154	A Jacksonville St.	1		9					
										154	H Jacksonville St.	1		9					
										154	H Jacksonville St.	1		7					
										198	A Austin Peay	0		6					
										198	A Austin Peay	2		6					
										212	H Belmont	4		10					
										212	H Belmont	1		6					
										222	H Jackson St.	6		5					
										222	H Jackson St.	4		5					
										222	H Jackson St.	7		9					
										243	A Mississippi Val.	0		7					
										243	A Mississippi Val.	0		8					
										243	A Mississippi Val.	2		10					
										245	A Savannah St.	0		7					
										245	A Savannah St.	7		9					
										245	N Savannah St.	3		4					
										247	N Texas Southern	2		10					
										261	N Ark.-Pine Bluff	10		4					
										262	A Alabama St.	0		1					
										262	A Alabama St.	6		8					
										262	A Alabama St.	5		6					
										276	H Alcorn	4		5					
										276	H Alcorn	2		9					
										276	H Alcorn	2		5					
										281	N Southern U.	1		3					
										284	N UMES	12		2					
Non-Div. I Games:		Albany St. (GA)		1	9	Albany St. (GA)		2	15	Tuskegee		7	1	Tuskegee		10	2		
																Alabama A&M			

RPI	S	Opponent	Score	
286	N	Grambling	14	3
288	N	Prairie View	14	0
290	N	Howard	8	7
291	A	South Carolina St.	2	0
291	A	South Carolina St.	6	2
291	N	South Carolina St.	13	12

A
l
a
b
a
m
a
A
&
M

A
l
a
b
a
m
a
A
&
M

Alabama A&M

Average RPI Win: 286		WON-LOST RECORD	WINNING PCT. RANK		LAST 10 GAMES	STRENGTH OF SCHEDULE	OPP. STRENGTH OF SCHEDULE		TEAM RPI	ADJ RPI		CONF. RPI	ADJ CONF. RPI				
Average RPI Loss: 214																	
DIV. I ONLY		4-29-0	.12121	286	1-8-0	259	285	285	.3133	286	30	30					
DIV. I NON-CONF.		3-16-0	.15789	272	0-1-0	256	273	280	.3361	282	30	30					
TOTALS		RPI 1-25	RPI 26-50		W-L RECORDS		RPI 51-100		RPI 101-150		RPI 150+						
4-29-0	0-0-0		0-0-0		OVERALL		0-3-0		0-2-0		4-24-0						
1-7-0	0-0-0		0-0-0		HOME		0-0-0		0-0-0		1-7-0						
0-6-0	0-0-0		0-0-0		AWAY		0-1-0		0-0-0		0-5-0						
3-16-0	0-0-0		0-0-0		NEUTRAL		0-2-0		0-2-0		3-12-0						
3-16-0	0-0-0		0-0-0		NON-CONFERENCE		0-3-0		0-2-0		3-11-0						
0-2-0	0-0-0		0-0-0		HOME		0-0-0		0-0-0		0-2-0						
0-2-0	0-0-0		0-0-		AWAY		0-1-0		0-0-0		0-1-0						
3-12-0	0-0-0		0-0-0		NEUTRAL		0-2-0		0-2-0		3-8-0						
1-13-0	0-0-0		0-0-0		CONFERENCE		0-0-0		0-0-0		1-13-0						
1-5-0	0-0-0		0-0-0		HOME		0-0-0		0-0-0		1-5-0						
0-4-0	0-0-0		0-0-0		AWAY		0-0-0		0-0-0		0-4-0						
0-4-0	0-0-0		0-0-0		NEUTRAL		0-0-0		0-0-0		0-4-0						
RPI	S	Opponent	Score	RPI	S	Opponent	Score	RPI	S	Opponent	Score	RPI	S	Opponent	Score		
								57	N	Ball St.	3	20	122	N	UC Santa Barbara	0	6
								62	N	Creighton	0	10	145	N	South Dakota	0	7
								68	A	Central Ark.	0	8	158	A	La.-Monroe	0	8
													160	N	UNI	4	13
													171	H	Nicholls St.	3	14
													174	N	Wichita St.	0	8
													222	N	Jackson St.	0	13
													227	N	Hampton	4	8
													230	N	Southeast Mo. St.	3	6
													237	H	Sacred Heart	0	2
													242	N	Saint Francis (PA)	0	5
													243	N	Mississippi Val.	2	22
													245	N	Savannah St.	3	11
													247	A	Texas Southern	6	14
													247	A	Texas Southern	3	17
													247	A	Texas Southern	1	8
													251	N	La Salle	0	8
													256	N	Holy Cross	8	15
													261	H	Ark.-Pine Bluff	3	9
													261	H	Ark.-Pine Bluff	1	9
													261	H	Ark.-Pine Bluff	2	7
													262	N	Alabama St.	9	11
													274	N	Detroit	6	3
													276	A	Alcorn	0	2
													285	N	Alabama A&M	3	14
													288	H	Prairie View	5	13
													288	H	Prairie View	4	2
Non-Div. I Games:		LSU-Alexandria	4	5	Texas Col.	8	0	Texas Col.	16	0	LSU-Alexandria	0	8	Grambling			
		Texas Col.	10	2	Texas Col.	5	10	LSU-Alexandria	2	6							

RPI	S	Opponent	Score	
288	H	Prairie View	3	4
290	N	Howard	13	4
291	N	South Carolina St.	3	0

Grambling

G
r
a
m
b
l
i
n
g

G
r
a
m
b
l
i
n
g

Average RPI Win: 272		WON-LOST	WINNING	LAST 10	STRENGTH OF		OPP. STRENGTH	TEAM	ADJ	CONF.	ADJ CONF.
Average RPI Loss: 225		RECORD	PCT. RANK	GAMES	SCHEDULE		OF SCHEDULE	RPI	RPI	RPI	RPI
DIV. I ONLY		7-36-0	.16279	279	2-8-0		277	287	287	.29787	287
DIV. I NON-CONF.		6-29-0	.17143	268	2-2-0		279	290	287	.29917	288
TOTALS		RPI 1-25	RPI 26-50		W-L RECORDS		RPI 51-100		RPI 101-150		RPI 150+
7-36-0	0-0-0	0-0-0		OVERALL		0-1-0		0-3-0		7-34-0	
2-6-0	0-0-0	0-0-0		HOME		0-0-0		0-0-0		2-6-0	
4-17-0	0-0-0	0-0-0		AWAY		0-0-0		0-0-0		4-17-0	
1-13-0	0-0-0	0-0-0		NEUTRAL		0-1-0		0-3-0		1-9-0	
6-29-0	0-0-0	0-0-0		NON-CONFERENCE		0-1-0		0-3-0		6-25-0	
1-5-0	0-0-0	0-0-0		HOME		0-0-0		0-0-0		1-5-0	
4-11-0	0-0-0	0-0-		AWAY		0-0-0		0-0-0		4-11-0	
1-13-0	0-0-0	0-0-0		NEUTRAL		0-1-0		0-3-0		1-9-0	
1-9-0	0-0-0	0-0-0		CONFERENCE		0-0-0		0-0-0		1-9-0	
1-1-0	0-0-0	0-0-0		HOME		0-0-0		0-0-0		1-1-0	
0-8-0	0-0-0	0-0-0		AWAY		0-0-0		0-0-0		0-8-0	
0-0-0	0-0-0	0-0-0		NEUTRAL		0-0-0		0-0-0		0-0-0	
RPI	S	Opponent	Score	RPI	S	Opponent	Score	RPI	S	Opponent	Score
									</		

Non-Div. I Games:

Saint Peter's

RPI	S	Opponent	Score	
265	A	Niagara	0	5
272	A	Wagner	0	5
272	A	Wagner	3	11
272	N	Wagner	4	7
277	H	Rider	4	1
277	H	Rider	2	11
280	A	Lafayette	3	1
280	A	Lafayette	0	5
282	A	Coppin St.	8	7
282	A	Coppin St.	5	13
283	A	UMBC	0	11
283	H	UMBC	6	5
283	H	UMBC	5	7
284	A	UMES	4	5
284	A	UMES	4	9
284	A	UMES	12	7
284	A	UMES	9	10

Saint Peter's

S
a
i
n
t
P
e
t
e
r
'
s

S
a
i
n
t
P
e
t
e
r
'
s

Average RPI Win:	275	WON-LOST	WINNING	LAST 10	STRENGTH OF	OPP. STRENGTH	TEAM	ADJ	CONF.	ADJ CONF.	
Average RPI Loss:	234	RECORD	PCT. RANK	GAMES	SCHEDULE	OF SCHEDULE	RPI	RPI	RPI	RPI	
DIV. I ONLY	8-10-0	.44444	167	2-4-0	291	258	283	.29554	288	30	30
DIV. I NON-CONF.	1-3-0	.25	253	0-0-0	286	126	277	.31975	285	30	30

TOTALS	RPI 1-25	RPI 26-50	W-L RECORDS	RPI 51-100	RPI 101-150	RPI 150+
8-10-0	0-0-0	0-0-0	OVERALL	0-0-0	0-2-0	8-8-0
4-4-0	0-0-0	0-0-0	HOME	0-0-0	0-0-0	4-4-0
2-3-0	0-0-0	0-0-0	AWAY	0-0-0	0-2-0	2-1-0
2-3-0	0-0-0	0-0-0	NEUTRAL	0-0-0	0-0-0	2-3-0
1-3-0	0-0-0	0-0-0	NON-CONFERENCE	0-0-0	0-2-0	1-1-0
1-1-0	0-0-0	0-0-0	HOME	0-0-0	0-0-0	1-1-0
0-2-0	0-0-0	0-0-	AWAY	0-0-0	0-2-0	0-0-0
0-0-0	0-0-0	0-0-0	NEUTRAL	0-0-0	0-0-0	0-0-0
7-7-0	0-0-0	0-0-0	CONFERENCE	0-0-0	0-0-0	7-7-0
3-3-0	0-0-0	0-0-0	HOME	0-0-0	0-0-0	3-3-0
2-1-0	0-0-0	0-0-0	AWAY	0-0-0	0-0-0	2-1-0
2-3-0	0-0-0	0-0-0	NEUTRAL	0-0-0	0-0-0	2-3-0

RPI	S	Opponent	Score	RPI	S	Opponent	Score	RPI	S	Opponent	Score
								136	A	Lamar	0 2
								136	A	Lamar	1 24
								222	N	Jackson St.	1 9
								243	N	Mississippi Val.	3 5
								250	H	Bucknell	0 8
								250	H	Bucknell	7 1
								261	H	Ark.-Pine Bluff	3 13
								261	H	Ark.-Pine Bluff	7 9
								261	H	Ark.-Pine Bluff	2 4
								262	N	Alabama St.	8 6
								276	N	Alcorn	7 4
								281	H	Southern U.	10 2
								281	H	Southern U.	11 2
								281	H	Southern U.	16 6
								285	N	Alabama A&M	0 14
								286	A	Grambling	4 3
								286	A	Grambling	13 5
								286	A	Grambling	2 4
LAST 10 GAMES											
								261	H	Ark.-Pine Bluff	3 13
								261	H	Ark.-Pine Bluff	7 9
								261	H	Ark.-Pine Bluff	2 4
								286	A	Grambling	4 3
								286	A	Grambling	13 5
								285	N	Alabama A&M	0 14

Non-Div. I Games:	Houston-Victoria	0	9	Texas Col.	22	1	Our Lady Of The Lake	6	4	Houston-Victoria	2	10
	Our Lady Of The Lake	0	1	Huston-Tillotson	2	1	Langston	3	0	Houston-Victoria	3	4

Prairie View

Non-Div. I Games:

Texas Col. 16 0
Texas Col. 19 1

Our Lady Of The Lake 0 6
Texas Col. 10 0

Through Games Of April 21, 2013

Houston-Victoria 7 10
Our Lady Of The Lake 8 0

Huston-Tillotson 8 1
Prairie View 3 13

P
r
a
i
r
i
e
V
i
e
w

P
r
a
i
r
i
e
V
i
e
w

Average RPI Win:	270	WON-LOST	WINNING	LAST 10	STRENGTH OF	OPP. STRENGTH	TEAM	ADJ	CONF.	ADJ CONF.									
Average RPI Loss:	243	RECORD	PCT. RANK	GAMES	SCHEDULE	OF SCHEDULE	RPI	RPI	RPI	RPI									
DIV. I ONLY		5-26-0	.16129	281	3-7-0	286	288	289	.28369	289	31	31							
DIV. I NON-CONF.		3-15-0	.16667	269	1-1-0	291	285	290	.27774	290	31	31							
<hr/>																			
TOTALS	RPI 1-25	RPI 26-50		W-L RECORDS		RPI 51-100		RPI 101-150		RPI 150+									
5-26-0	0-0-0	0-0-0		OVERALL		0-0-0		0-1-0		5-25-0									
2-10-0	0-0-0	0-0-0		HOME		0-0-0		0-0-0		2-10-0									
2-10-0	0-0-0	0-0-0		AWAY		0-0-0		0-0-0		2-9-0									
1-6-0	0-0-0	0-0-0		NEUTRAL		0-0-0		0-1-0		1-5-0									
<hr/>																			
3-15-0	0-0-0	0-0-0		NON-CONFERENCE		0-0-0		0-1-0		3-14-0									
0-4-0	0-0-0	0-0-0		HOME		0-0-0		0-0-0		0-4-0									
2-5-0	0-0-0	0-0-		AWAY		0-0-0		0-0-0		2-5-0									
1-6-0	0-0-0	0-0-0		NEUTRAL		0-0-0		0-1-0		1-5-0									
<hr/>																			
2-11-0	0-0-0	0-0-0		CONFERENCE		0-0-0		0-0-0		2-11-0									
2-6-0	0-0-0	0-0-0		HOME		0-0-0		0-0-0		2-6-0									
0-5-0	0-0-0	0-0-0		AWAY		0-0-0		0-0-0		0-5-0									
0-0-0	0-0-0	0-0-0		NEUTRAL		0-0-0		0-0-0		0-0-0									
<hr/>																			
RPI	S	Opponent	Score	RPI	S	Opponent	Score	RPI	S	Opponent	Score								
								118	N	Bradley	2	15							
								163	A	Towson	0	7							
								204	N	Butler	3	8							
								227	H	Hampton	6	9							
								227	H	Hampton	2	13							
								227	H	Hampton	0	11							
								228	N	IUPUI	2	4							
								231	A	Tennessee St.	3	0							
								237	H	Sacred Heart	0	9							
								241	H	Norfolk St.	7	17							
								241	H	Norfolk St.	2	7							
								241	H	Norfolk St.	2	4							
								242	H	Saint Francis (PA)	1	9							
								245	A	Savannah St.	2	10							
								245	A	Savannah St.	0	8							
								251	H	La Salle	0	15							
								251	N	La Salle	4	5							
								257	A	Mt. St. Mary's	13	8							
								257	A	Mt. St. Mary's	0	8							
																263	N	Brown	2
270	H	Siena	3	16															
273	A	Delaware St.	2	10															
273	A	Delaware St.	5	8															
273	A	Delaware St.	4	12															
280	N	Lafayette	4	2															
280	N	Lafayette	3	4															
283	A	UMBC	0	7															
																LAST 10 GAMES			
																290	H	Howard	8
								290	H	Howard	8	0							
								257	A	Mt. St. Mary's	0	8							
								257				A	Mt. St. Mary's	13	8				
								241				H	Norfolk St.	2	4				

Non-Div. I Games: Winston-Salem

0	7	Winston-Salem	3	5
---	---	---------------	---	---

Morgan St.

RPI	S	Opponent	Score	
283	A	UMBC	2	18
283	A	UMBC	1	9
290	H	Howard	8	0
290	H	Howard	8	0

Morgan St.

M
o
r
g
a
n
S
t
.

M
o
r
g
a
n
S
t
.

Average RPI Win: 284		WON-LOST RECORD	WINNING PCT. RANK		LAST 10 GAMES		STRENGTH OF SCHEDULE		OPP. STRENGTH OF SCHEDULE		TEAM RPI	ADJ RPI		CONF. RPI	ADJ CONF. RPI		
Average RPI Loss: 230			1-24-0	.04	291	0-10-0	283	290	291	.26459	290	31	31				
DIV. I ONLY																	
DIV. I NON-CONF.		0-10-0	0	286	0-0-0	269	241	289	.29365	289	31	31					
TOTALS		RPI 1-25		RPI 26-50		W-L RECORDS		RPI 51-100		RPI 101-150		RPI 150+					
1-24-0		0-1-0		0-1-0		OVERALL		0-0-0		0-2-0		1-20-0					
1-8-0		0-0-0		0-0-0		HOME		0-0-0		0-0-0		1-8-0					
0-10-0		0-0-0		0-1-0		AWAY		0-0-0		0-2-0		0-4-0					
0-6-0		0-1-0		0-0-0		NEUTRAL		0-0-0		0-0-0		0-5-0					
0-10-0		0-1-0		0-1-0		NON-CONFERENCE		0-0-0		0-2-0		0-6-0					
0-0-0		0-0-0		0-0-0		HOME		0-0-0		0-0-0		0-0-0					
0-4-0		0-0-0		0-0-		AWAY		0-0-0		0-2-0		0-1-0					
0-6-0		0-1-0		0-0-0		NEUTRAL		0-0-0		0-0-0		0-5-0					
1-14-0		0-0-0		0-0-0		CONFERENCE		0-0-0		0-0-0		1-14-0					
1-8-0		0-0-0		0-0-0		HOME		0-0-0		0-0-0		1-8-0					
0-6-0		0-0-0		0-0-0		AWAY		0-0-0		0-0-0		0-6-0					
0-0-0		0-0-0		0-0-0		NEUTRAL		0-0-0		0-0-0		0-0-0					
RPI	S	Opponent		Score		RPI	S	Opponent		Score		RPI	S	Opponent		Score	
14	N	Kentucky		0 14		39	A	USC Upstate		0 18		114	A	Maryland		0 20	
												114	A	Maryland		0 13	
												214	N	Presbyterian		1 12	
												227	H	Hampton		6 9	
												227	H	Hampton		1 18	
												227	H	Hampton		1 10	
												231	N	Tennessee St.		0 5	
												241	A	Norfolk St.		0 14	
												241	A	Norfolk St.		2 10	
												241	A	Norfolk St.		0 10	
												257	N	Mt. St. Mary's		0 8	
												282	H	Coppin St.		6 10	
												282	H	Coppin St.		6 7	
												282	H	Coppin St.		2 3	
												283	A	UMBC		2 3	
												284	H	UMES		1 8	
												284	H	UMES		4 3	
												284	H	UMES		0 15	
												285	N	Alabama A&M		7 8	
												286	N	Grambling		4 13	
												289	A	Morgan St.		0 8	
												289	A	Morgan St.		0 8	
												291	A	South Carolina St.		4 6	
						LAST 10 GAMES											
						289	A	Morgan St.		0 8		282	H	Coppin St.		6 10	
						289	A	Morgan St.		0 8		282	H	Coppin St.		2 3	
						227	H	Hampton		6 9		282	H	Coppin St.		6 7	
						227	H	Hampton		1 10		241	A	Norfolk St.		2 10	
						227	H	Hampton		1 18		241	A	Norfolk St.		0 10	
Non-Div. I Games:		Brenau		0	9	Clark Atlanta		6	11	Benedict		14	5	Claflin		8	9
		Winston-Salem		2	1									Howard			

Average RPI Win: 281		WON-LOST RECORD		WINNING PCT. RANK		LAST 10 GAMES		STRENGTH OF SCHEDULE		OPP. STRENGTH OF SCHEDULE		TEAM RPI		ADJ RPI		CONF. RPI		ADJ CONF. RPI	
DIV. I ONLY		6-16-0		.27273 254		2-6-0		290		284		290		.25201 291		31		31	
DIV. I NON-CONF.		0-10-0		0 286		0-2-0		282		289		291		.23954 291		31		31	
TOTALS		RPI 1-25		RPI 26-50		W-L RECORDS		RPI 51-100		RPI 101-150		RPI 150+							
6-16-0		0-0-0		0-0-0		OVERALL		0-0-0		0-4-0		6-12-0							
4-6-0		0-0-0		0-0-0		HOME		0-0-0		0-2-0		4-4-0							
2-6-0		0-0-0		0-0-0		AWAY		0-0-0		0-2-0		2-4-0							
0-4-0		0-0-0		0-0-0		NEUTRAL		0-0-0		0-0-0		0-4-0							
0-10-0		0-0-0		0-0-0		NON-CONFERENCE		0-0-0		0-4-0		0-6-0							
0-4-0		0-0-0		0-0-0		HOME		0-0-0		0-2-0		0-2-0							
0-2-0		0-0-0		0-0-		AWAY		0-0-0		0-2-0		0-0-0							
0-4-0		0-0-0		0-0-0		NEUTRAL		0-0-0		0-0-0		0-4-0							
6-6-0		0-0-0		0-0-0		CONFERENCE		0-0-0		0-0-0		6-6-0							
4-2-0		0-0-0		0-0-0		HOME		0-0-0		0-0-0		4-2-0							
2-4-0		0-0-0		0-0-0		AWAY		0-0-0		0-0-0		2-4-0							
0-0-0		0-0-0		0-0-0		NEUTRAL		0-0-0		0-0-0		0-0-0							
RPI	S	Opponent		Score		RPI	S	Opponent		Score		RPI	S	Opponent		Score			
												107	A	Col. of Charleston		0	5		
												107	A	Col. of Charleston		1	6		
												107	H	Col. of Charleston		0	2		
												107	H	Col. of Charleston		0	8		
												231	N	Tennessee St.		2	6		
												243	N	Mississippi Val.		0	10		
												246	A	Bethune-Cookman		3	4		
												246	A	Bethune-Cookman		8	9		
												246	A	Bethune-Cookman		0	8		
												278	H	N.C. A&T		0	9		
												278	H	N.C. A&T		5	0		
												278	H	N.C. A&T		6	4		
												279	A	N.C. Central		4	2		
												279	A	N.C. Central		0	4		
												279	A	N.C. Central		5	3		
												284	H	UMES		8	1		
												284	H	UMES		9	10		
												285	H	Alabama A&M		0	2		
												285	H	Alabama A&M		2	6		
												285	N	Alabama A&M		12	13		
												286	N	Grambling		0	3		
												290	H	Howard		6	4		
						LAST 10 GAMES													
						107	H	Col. of Charleston		0	8	246	A	Bethune-Cookman		0	8		
						107	H	Col. of Charleston		0	2	246	A	Bethune-Cookman		3	4		
						279	A	N.C. Central		5	3	246	A	Bethune-Cookman		8	9		
						279	A	N.C. Central		4	2	278	H	N.C. A&T		5	0		
						279	A	N.C. Central		0	4	278	H	N.C. A&T		6	4		
Non-Div. I Games:		Claflin		3	4	Edward Waters		4	2	Kentucky St.		8	0	Benedict		10	2		
		Brenau		4	2	Benedict		15	2	Benedict		4	1	Anderson (SC)		0	4		

South Carolina St.

Non-Div. I Games:

Benedict 5 1
Clark Atlanta 12 1

Brewton Parker 5 6
Anderson (SC) 0 3

Through Games Of April 21, 2013

Claflin 3 2 Winston-Salem South Carolina St.

S
o
u
t
h
C
a
r
o
l
i
n
a
s
t
.

S
o
u
t
h
C
a
r
o
l
i
n
a
s
t
.