

Average RPI Win:	64	WON-LOST	WINNING	LAST 10	STRENGTH OF	OPP. STRENGTH	TEAM	ADJ	CONF.	ADJ CONF.		
Average RPI Loss:	14	RECORD	PCT. RANK	GAMES	SCHEDULE	OF SCHEDULE	RPI	RPI	RPI	RPI		
DIV. I ONLY		37-2-0	.94872	1	10-0-0	1	10	1	.75161	1	3	3
DIV. I NON-CONF.		31-2-0	.93939	4	4-0-0	3	1	1	.74271	1	3	3
<hr/>												
TOTALS	RPI 1-25	RPI 26-50		W-L RECORDS		RPI 51-100		RPI 101-150		RPI 150+		
37-2-0	11-2-0	11-0-0		OVERALL		7-0-0		3-0-0		5-0-0		
11-2-0	5-2-0	2-0-0		HOME		2-0-0		0-0-0		2-0-0		
9-0-0	1-0-0	1-0-0		AWAY		4-0-0		1-0-0		2-0-0		
17-0-0	5-0-0	8-0-0		NEUTRAL		1-0-0		2-0-0		1-0-0		
31-2-0	8-2-0	11-0-0		NON-CONFERENCE		4-0-0		3-0-0		5-0-0		
8-2-0	2-2-0	2-0-0		HOME		2-0-0		0-0-0		2-0-0		
6-0-0	1-0-0	1-0-		AWAY		1-0-0		1-0-0		2-0-0		
17-0-0	5-0-0	8-0-0		NEUTRAL		1-0-0		2-0-0		1-0-0		
6-0-0	3-0-0	0-0-0		CONFERENCE		3-0-0		0-0-0		0-0-0		
3-0-0	3-0-0	0-0-0		HOME		0-0-0		0-0-0		0-0-0		
3-0-0	0-0-0	0-0-0		AWAY		3-0-0		0-0-0		0-0-0		
0-0-0	0-0-0	0-0-0		NEUTRAL		0-0-0		0-0-0		0-0-0		
RPI S	Opponent	Score	RPI S	Opponent	Score	RPI S	Opponent	Score	RPI S	Opponent	Score	
4 N	Oregon	12 0	26 N	Florida St.	6 0	51 A	Texas Tech	6 0	111 A	UC Santa Barbara	5 2	
7 N	Kentucky	11 0	29 N	Arizona	4 0	51 A	Texas Tech	9 0	112 N	New Mexico	11 1	
11 N	Washington	2 0	29 N	Arizona	5 0	51 A	Texas Tech	13 7	128 N	Penn St.	8 0	
13 H	Louisville	9 1	36 N	Oregon St.	14 2	56 A	Cal St. Fullerton	9 0	175 A	Wichita St.	7 1	
13 H	Louisville	1 5	37 N	North Carolina St.	3 0	62 N	Pacific	9 0	175 A	Wichita St.	16 1	
15 H	Nebraska	0 1	39 N	Georgia	5 0	87 H	Drake	13 0	205 N	UC Riverside	7 0	
15 H	Nebraska	10 3	40 A	San Diego St.	4 0	87 H	Drake	10 2	213 H	Northern Colo.	10 0	
15 N	Nebraska	2 0	45 H	Houston	6 0				213 H	Northern Colo.	14 0	
16 N	Stanford	6 0	45 H	Houston	4 1							
23 A	Tulsa	3 1	46 N	Northwestern	7 4							
24 H	Baylor	8 3	48 N	Notre Dame	7 5							
24 H	Baylor	9 3										
24 H	Baylor	8 0										
			LAST 10 GAMES									
			51 A	Texas Tech	13 7	24 H	Baylor	8 3				
			51 A	Texas Tech	6 0	23 A	Tulsa	3 1				
			51 A	Texas Tech	9 0	175 A	Wichita St.	16 1				
			24 H	Baylor	8 0	175 A	Wichita St.	7 1				
			24 H	Baylor	9 3	13 H	Louisville	9 1				

Non-Div. I Games:

Oklahoma

Average RPI Win:	90	WON-LOST RECORD	WINNING PCT. RANK	LAST 10 GAMES	STRENGTH OF SCHEDULE	OPP. STRENGTH OF SCHEDULE	TEAM RPI	ADJ RPI	CONF. RPI	ADJ CONF. RPI		
DIV. I ONLY		41-5-0	.8913	3	8-2-0	6	29	2	.69448	2	2	2
DIV. I NON-CONF.		26-0-0	1	1	2-0-0	44	127	2	.68187	2	2	2
<hr/>												
TOTALS	RPI 1-25	RPI 26-50		W-L RECORDS		RPI 51-100		RPI 101-150		RPI 150+		
41-5-0	7-3-0	10-1-0		OVERALL		13-1-0		1-0-0		10-0-0		
22-2-0	2-1-0	8-1-0		HOME		3-0-0		0-0-0		9-0-0		
10-2-0	3-1-0	1-0-0		AWAY		6-1-0		0-0-0		0-0-0		
9-1-0	2-1-0	1-0-0		NEUTRAL		4-0-0		1-0-0		1-0-0		
26-0-0	2-0-0	5-0-0		NON-CONFERENCE		8-0-0		1-0-0		10-0-0		
15-0-0	0-0-0	3-0-0		HOME		3-0-0		0-0-0		9-0-0		
2-0-0	0-0-0	1-0-		AWAY		1-0-0		0-0-0		0-0-0		
9-0-0	2-0-0	1-0-0		NEUTRAL		4-0-0		1-0-0		1-0-0		
15-5-0	5-3-0	5-1-0		CONFERENCE		5-1-0		0-0-0		0-0-0		
7-2-0	2-1-0	5-1-0		HOME		0-0-0		0-0-0		0-0-0		
8-2-0	3-1-0	0-0-0		AWAY		5-1-0		0-0-0		0-0-0		
0-1-0	0-1-0	0-0-0		NEUTRAL		0-0-0		0-0-0		0-0-0		
RPI S	Opponent	Score	RPI S	Opponent	Score	RPI S	Opponent	Score	RPI S	Opponent	Score	
4 N	Oregon	1 0	26 H	Florida St.	7 3	59 A	Jacksonville	11 3	150 N	Cal St. Northridge	7 0	
5 A	Alabama	8 4	28 H	Mississippi St.	9 1	64 N	Creighton	13 3	164 N	Loyola Marymount	8 2	
7 A	Kentucky	2 4	28 H	Mississippi St.	4 2	65 A	Auburn	2 0	207 H	Presbyterian	11 0	
7 A	Kentucky	7 4	28 H	Mississippi St.	5 6	65 A	Auburn	4 5	216 H	UNC Wilmington	10 0	
7 A	Kentucky	6 3	29 N	Arizona	14 3	65 A	Auburn	13 0	216 H	UNC Wilmington	9 1	
8 H	Tennessee	5 3	32 H	Arkansas	5 2	68 H	UCF	6 1	220 H	Western Caro.	5 0	
8 H	Tennessee	1 3	32 H	Arkansas	8 0	69 A	Ole Miss	8 7	230 H	Charleston So.	4 3	
8 H	Tennessee	6 5	32 H	Arkansas	1 0	69 A	Ole Miss	4 1	232 H	Florida A&M	20 2	
14 N	California	7 4	38 H	USC Upstate	11 0	69 A	Ole Miss	8 0	248 H	Savannah St.	14 0	
18 N	Missouri	3 4	42 A	South Fla.	3 1	73 N	Syracuse	5 1	248 H	Savannah St.	12 0	
			42 H	South Fla.	9 1	77 N	Oklahoma St.	2 0	249 H	Mt. St. Mary's	8 2	
						79 N	Georgia Tech	5 3				
						87 H	Drake	4 3				
						87 H	Drake	4 1				
LAST 10 GAMES												
			7 A	Kentucky	6 3	28 H	Mississippi St.	4 2				
			7 A	Kentucky	2 4	28 H	Mississippi St.	9 1				
			7 A	Kentucky	7 4	68 H	UCF	6 1				
			42 H	South Fla.	9 1	69 A	Ole Miss	8 7				
			28 H	Mississippi St.	5 6	69 A	Ole Miss	8 0				

Non-Div. I Games:

Florida

Average RPI Win:	91	WON-LOST	WINNING	LAST 10	STRENGTH OF	OPP. STRENGTH	TEAM	ADJ	CONF.	ADJ CONF.		
Average RPI Loss:	40	RECORD	PCT. RANK	GAMES	SCHEDULE	OF SCHEDULE	RPI	RPI	RPI	RPI		
DIV. I ONLY		38-4-0	.90476	2	10-0-0	39	13	7	.6839	3	3	3
DIV. I NON-CONF.		30-4-0	.88235	10	3-0-0	59	3	9	.66773	5	3	3
<hr/>												
TOTALS	RPI 1-25	RPI 26-50		W-L RECORDS		RPI 51-100		RPI 101-150		RPI 150+		
38-4-0	8-2-0	7-1-0		OVERALL		9-1-0		6-0-0		8-0-0		
22-1-0	4-1-0	2-0-0		HOME		5-0-0		3-0-0		8-0-0		
5-0-0	1-0-0	1-0-0		AWAY		3-0-0		0-0-0		0-0-0		
11-3-0	3-1-0	4-1-0		NEUTRAL		1-1-0		3-0-0		0-0-0		
30-4-0	6-2-0	7-1-0		NON-CONFERENCE		3-1-0		6-0-0		8-0-0		
18-1-0	3-1-0	2-0-0		HOME		2-0-0		3-0-0		8-0-0		
1-0-0	0-0-0	1-0-		AWAY		0-0-0		0-0-0		0-0-0		
11-3-0	3-1-0	4-1-0		NEUTRAL		1-1-0		3-0-0		0-0-0		
8-0-0	2-0-0	0-0-0		CONFERENCE		6-0-0		0-0-0		0-0-0		
4-0-0	1-0-0	0-0-0		HOME		3-0-0		0-0-0		0-0-0		
4-0-0	1-0-0	0-0-0		AWAY		3-0-0		0-0-0		0-0-0		
0-0-0	0-0-0	0-0-0		NEUTRAL		0-0-0		0-0-0		0-0-0		
RPI S	Opponent	Score	RPI S	Opponent	Score	RPI S	Opponent	Score	RPI S	Opponent	Score	
6 N	Arizona St.	0 3	31 N	Hofstra	2 7	54 A	Kansas	5 0	102 N	Illinois	3 0	
11 N	Washington	4 1	34 H	Western Ky.	3 1	54 A	Kansas	5 4	102 N	Illinois	12 2	
13 N	Louisville	2 0	34 H	Western Ky.	4 0	54 A	Kansas	16 4	119 H	Stephen F. Austin	6 0	
21 H	La.-Lafayette	9 4	37 N	North Carolina St.	7 4	73 N	Syracuse	2 1	128 N	Penn St.	8 4	
21 H	La.-Lafayette	7 1	44 N	DePaul	9 0	84 H	North Texas	5 4	129 H	Lamar	9 1	
21 N	La.-Lafayette	7 2	44 N	DePaul	8 3	84 H	North Texas	9 1	129 H	Lamar	5 0	
23 H	Tulsa	1 0	44 N	DePaul	13 0	91 H	Iowa St.	7 2	163 H	Memphis	4 0	
23 H	Tulsa	4 7	45 A	Houston	15 0	91 H	Iowa St.	8 0	178 H	Texas St.	7 0	
24 A	Baylor	4 0				91 H	Iowa St.	12 4	178 H	Texas St.	7 0	
24 H	Baylor	5 1				98 N	Fordham	7 9	204 H	Houston Baptist	5 0	
									218 H	A&M-Corpus Christi	8 0	
									218 H	A&M-Corpus Christi	6 0	
									236 H	Utah St.	13 2	
									243 H	Texas Southern	8 0	
<hr/>												
LAST 10 GAMES												
			91 H	Iowa St.	7 2	243 H	Texas Southern	8 0				
			91 H	Iowa St.	12 4	54 A	Kansas	5 4				
			91 H	Iowa St.	8 0	54 A	Kansas	16 4				
			34 H	Western Ky.	3 1	54 A	Kansas	5 0				
			34 H	Western Ky.	4 0	24 H	Baylor	5 1				

Non-Div. I Games:

Texas

Average RPI Win: 77		WON-LOST RECORD		WINNING PCT. RANK		LAST 10 GAMES		STRENGTH OF SCHEDULE		OPP. STRENGTH OF SCHEDULE		TEAM RPI		ADJ RPI		CONF. RPI		ADJ CONF. RPI									
DIV. I ONLY		36-6-0		.85714 9		8-2-0		14		2		3		.68208 4		1		1									
DIV. I NON-CONF.		23-4-0		.85185 13		0-0-0		40		16		12		.65199 12		1		1									
TOTALS		RPI 1-25		RPI 26-50		W-L RECORDS		RPI 51-100		RPI 101-150		RPI 150+															
36-6-0		10-5-0		6-0-0		OVERALL		7-1-0		7-0-0		6-0-0															
11-0-0		3-0-0		3-0-0		HOME		3-0-0		2-0-0		0-0-0															
4-2-0		4-2-0		0-0-0		AWAY		0-0-0		0-0-0		0-0-0															
21-4-0		3-3-0		3-0-0		NEUTRAL		4-1-0		5-0-0		6-0-0															
23-4-0		3-3-0		3-0-0		NON-CONFERENCE		4-1-0		7-0-0		6-0-0															
2-0-0		0-0-0		0-0-0		HOME		0-0-0		2-0-0		0-0-0															
0-0-0		0-0-0		0-0-		AWAY		0-0-0		0-0-0		0-0-0															
21-4-0		3-3-0		3-0-0		NEUTRAL		4-1-0		5-0-0		6-0-0															
13-2-0		7-2-0		3-0-0		CONFERENCE		3-0-0		0-0-0		0-0-0															
9-0-0		3-0-0		3-0-0		HOME		3-0-0		0-0-0		0-0-0															
4-2-0		4-2-0		0-0-0		AWAY		0-0-0		0-0-0		0-0-0															
0-0-0		0-0-0		0-0-0		NEUTRAL		0-0-0		0-0-0		0-0-0															
RPI	S	Opponent		Score		RPI	S	Opponent		Score		RPI	S	Opponent		Score											
1	N	Oklahoma		0	12	29	H	Arizona		5	3	56	N	Cal St. Fullerton		6	0	105	N	Virginia	13	0					
2	N	Florida		0	1	29	H	Arizona		8	0	67	N	San Jose St.		7	1	112	H	New Mexico	4	0					
9	N	LSU		10	2	29	H	Arizona		9	0	72	N	Long Beach St.		10	1	112	H	New Mexico	10	0					
10	N	Michigan		13	4	40	N	San Diego St.		3	1	82	H	Utah		5	2	112	N	Cal Poly	2	1					
11	A	Washington		1	2	40	N	San Diego St.		3	2	82	H	Utah		11	3	119	N	Stephen F. Austin	8	1					
11	A	Washington		4	2	43	N	James Madison		12	1	82	H	Utah		11	1	126	N	Utah Valley	9	1					
11	A	Washington		12	1							91	N	Iowa St.		1	2	148	N	Boise St.	9	1					
14	A	California		5	1							100	N	UNLV		4	2	152	N	St. Mary's (CA)	4	2					
14	A	California		9	3													158	N	Western Mich.	8	0					
14	A	California		1	3													161	N	La.-Monroe	4	0					
15	N	Nebraska		11	2													184	N	Temple	11	4					
16	H	Stanford		4	3													200	N	Boston College	8	0					
16	H	Stanford		10	3													212	N	LIU Brooklyn	8	1					
16	H	Stanford		3	2																						
20	N	Hawaii		5	6																						
						LAST 10 GAMES																					
						29 H Arizona						9	0	14 A California						1	3						
						29 H Arizona						8	0	82 H Utah						5	2						
						29 H Arizona						5	3	82 H Utah						11	1						
						14 A California						9	3	82 H Utah						11	3						
						14 A California						5	1	11 A Washington						1	2						

Non-Div. I Games:

Oregon

Average RPI Win: 91		WON-LOST	WINNING	LAST 10	STRENGTH OF		OPP. STRENGTH	TEAM	ADJ	CONF.	ADJ CONF.
Average RPI Loss: 19		RECORD	PCT. RANK	GAMES	SCHEDULE		OF SCHEDULE	RPI	RPI	RPI	RPI
DIV. I ONLY		37-6-0	.86047	7	16		15	4	.67742	5	2
DIV. I NON-CONF.		27-0-0	1	1	92		43	5	.66312	6	2
TOTALS		RPI 1-25	RPI 26-50		W-L RECORDS		RPI 51-100		RPI 101-150		RPI 150+
37-6-0		8-5-0	6-0-0		OVERALL		10-1-0		3-0-0		10-0-0
19-3-0		5-2-0	1-0-0		HOME		5-1-0		1-0-0		7-0-0
10-3-0		3-3-0	5-0-0		AWAY		1-0-0		0-0-0		1-0-0
8-0-0		0-0-0	0-0-0		NEUTRAL		4-0-0		2-0-0		2-0-0
27-0-0		3-0-0	3-0-0		NON-CONFERENCE		8-0-0		3-0-0		10-0-0
15-0-0		3-0-0	1-0-0		HOME		3-0-0		1-0-0		7-0-0
4-0-0		0-0-0	2-0-		AWAY		1-0-0		0-0-0		1-0-0
8-0-0		0-0-0	0-0-0		NEUTRAL		4-0-0		2-0-0		2-0-0
10-6-0		5-5-0	3-0-0		CONFERENCE		2-1-0		0-0-0		0-0-0
4-3-0		2-2-0	0-0-0		HOME		2-1-0		0-0-0		0-0-0
6-3-0		3-3-0	3-0-0		AWAY		0-0-0		0-0-0		0-0-0
0-0-0		0-0-0	0-0-0		NEUTRAL		0-0-0		0-0-0		0-0-0
RPI S	Opponent	Score	RPI S	Opponent	Score	RPI S	Opponent	Score	RPI S	Opponent	Score
2 H	Florida	4 8	30 A	UAB	8 4	52 A	FGCU	2 1	102 N	Illinois	7 2
8 A	Tennessee	7 1	30 H	UAB	11 0	61 H	Georgia St.	9 1	104 N	Appalachian St.	9 3
8 A	Tennessee	1 2	45 A	Houston	6 3	65 H	Auburn	8 0	138 H	Winthrop	6 1
8 A	Tennessee	3 4	47 A	South Carolina	7 6	65 H	Auburn	4 7	156 H	Jacksonville St.	11 3
12 A	Texas A&M	6 2	47 A	South Carolina	6 4	65 H	Auburn	13 1	166 A	UNI	8 1
12 A	Texas A&M	4 1	47 A	South Carolina	5 3	80 N	Ga. Southern	2 1	167 H	Samford	11 0
12 A	Texas A&M	2 3				81 N	North Dakota St.	10 0	170 H	Western Ill.	21 0
17 H	South Ala.	4 0				87 N	Drake	8 2	170 H	Western Ill.	6 0
18 H	Missouri	14 6				91 H	Iowa St.	6 0	175 N	Wichita St.	2 0
18 H	Missouri	4 9				91 H	Iowa St.	13 4	196 H	St. John's (NY)	9 1
18 H	Missouri	4 1				96 N	Southern Ill.	10 1	196 H	St. John's (NY)	12 4
22 H	Iowa	5 0							241 N	Green Bay	10 7
22 H	Iowa	4 1							247 H	Mississippi Val.	8 5
LAST 10 GAMES											
30 H	UAB	11 0	156 H	Jacksonville St.	11 3						
247 H	Mississippi Val.	8 5	12 A	Texas A&M	4 1						
18 H	Missouri	14 6	12 A	Texas A&M	6 2						
18 H	Missouri	4 9	12 A	Texas A&M	2 3						
18 H	Missouri	4 1	45 A	Houston	6 3						

Non-Div. I Games:

Alabama

Average RPI Win:		92	WON-LOST RECORD		WINNING PCT. RANK	LAST 10 GAMES		STRENGTH OF SCHEDULE		OPP. STRENGTH OF SCHEDULE	TEAM RPI	ADJ RPI		CONF. RPI	ADJ CONF. RPI		
DIV. I ONLY			38-5-0		.88372	4	8-2-0		29	20	6	.6705		6	1	1	
DIV. I NON-CONF.			29-2-0		.93548	5	0-0-0		76	49	10	.65291		11	1	1	
TOTALS		RPI 1-25		RPI 26-50		W-L RECORDS		RPI 51-100		RPI 101-150		RPI 150+					
38-5-0		8-5-0		7-0-0		OVERALL		4-0-0		10-0-0		9-0-0					
30-2-0		3-2-0		6-0-0		HOME		2-0-0		10-0-0		9-0-0					
5-2-0		4-2-0		0-0-0		AWAY		1-0-0		0-0-0		0-0-0					
3-1-0		1-1-0		1-0-0		NEUTRAL		1-0-0		0-0-0		0-0-0					
29-2-0		2-2-0		4-0-0		NON-CONFERENCE		4-0-0		10-0-0		9-0-0					
25-1-0		1-1-0		3-0-0		HOME		2-0-0		10-0-0		9-0-0					
1-0-0		0-0-0		0-0-		AWAY		1-0-0		0-0-0		0-0-0					
3-1-0		1-1-0		1-0-0		NEUTRAL		1-0-0		0-0-0		0-0-0					
9-3-0		6-3-0		3-0-0		CONFERENCE		0-0-0		0-0-0		0-0-0					
5-1-0		2-1-0		3-0-0		HOME		0-0-0		0-0-0		0-0-0					
4-2-0		4-2-0		0-0-0		AWAY		0-0-0		0-0-0		0-0-0					
0-0-0		0-0-0		0-0-0		NEUTRAL		0-0-0		0-0-0		0-0-0					
RPI	S	Opponent		Score		RPI	S	Opponent		Score		RPI	S	Opponent		Score	
3	N	Texas		3	0	27	N	Virginia Tech		11	0	56	A	Cal St. Fullerton		9	0
7	H	Kentucky		8	1	33	H	Minnesota		8	0	62	N	Pacific		5	4
10	N	Michigan		4	5	35	H	North Carolina		7	4	70	H	New Mexico St.		6	0
11	H	Washington		1	3	36	H	Oregon St.		11	0	93	H	Michigan St.		9	2
11	H	Washington		7	1	36	H	Oregon St.		5	4						
11	H	Washington		2	1	36	H	Oregon St.		5	1						
16	A	Stanford		12	6	41	H	Illinois St.		7	1						
16	A	Stanford		11	2												
16	A	Stanford		3	4												
19	A	UCLA		10	3												
19	A	UCLA		2	3												
19	A	UCLA		5	4												
24	H	Baylor		2	6												
						LAST 10 GAMES											
						11	H	Washington		2	1	16	A	Stanford		11	2
						11	H	Washington		7	1	36	H	Oregon St.		11	0
						11	H	Washington		1	3	36	H	Oregon St.		5	1
						16	A	Stanford		3	4	36	H	Oregon St.		5	4
						16	A	Stanford		12	6	19	A	UCLA		5	4

Non-Div. I Games:

Arizona St.

Average RPI Win:	78	WON-LOST	WINNING	LAST 10	STRENGTH OF	OPP. STRENGTH	TEAM	ADJ	CONF.	ADJ CONF.		
Average RPI Loss:	25	RECORD	PCT. RANK	GAMES	SCHEDULE	OF SCHEDULE	RPI	RPI	RPI	RPI		
DIV. I ONLY		31-12-0	.72093	38	7-3-0	3	7	11	.66745	7	2	2
DIV. I NON-CONF.		22-5-0	.81481	21	3-1-0	9	28	6	.66782	4	2	2
<hr/>												
TOTALS	RPI 1-25	RPI 26-50		W-L RECORDS		RPI 51-100		RPI 101-150		RPI 150+		
31-12-0	4-10-0	13-0-0		OVERALL		5-1-0		3-0-0		6-1-0		
9-5-0	1-4-0	5-0-0		HOME		3-1-0		0-0-0		0-0-0		
9-5-0	0-5-0	7-0-0		AWAY		2-0-0		0-0-0		0-0-0		
13-2-0	3-1-0	1-0-0		NEUTRAL		0-0-0		3-0-0		6-1-0		
22-5-0	3-4-0	7-0-0		NON-CONFERENCE		3-0-0		3-0-0		6-1-0		
3-1-0	0-1-0	2-0-0		HOME		1-0-0		0-0-0		0-0-0		
6-2-0	0-2-0	4-0-		AWAY		2-0-0		0-0-0		0-0-0		
13-2-0	3-1-0	1-0-0		NEUTRAL		0-0-0		3-0-0		6-1-0		
9-7-0	1-6-0	6-0-0		CONFERENCE		2-1-0		0-0-0		0-0-0		
6-4-0	1-3-0	3-0-0		HOME		2-1-0		0-0-0		0-0-0		
3-3-0	0-3-0	3-0-0		AWAY		0-0-0		0-0-0		0-0-0		
0-0-0	0-0-0	0-0-0		NEUTRAL		0-0-0		0-0-0		0-0-0		
RPI S	Opponent	Score	RPI S	Opponent	Score	RPI S	Opponent	Score	RPI S	Opponent	Score	
1 N	Oklahoma	0 11	28 H	Mississippi St.	5 4	69 H	Ole Miss	1 3	102 N	Illinois	5 4	
2 H	Florida	3 6	28 H	Mississippi St.	3 2	69 H	Ole Miss	5 2	112 N	Cal Poly	1 0	
2 H	Florida	4 7	28 H	Mississippi St.	7 0	69 H	Ole Miss	5 2	117 N	Central Mich.	3 1	
2 H	Florida	4 2	34 H	Western Ky.	7 1	89 H	Marshall	4 3	153 N	Portland St.	3 5	
6 A	Arizona St.	1 8	35 H	North Carolina	18 0	95 A	Eastern Ky.	4 3	154 N	Georgetown	8 0	
8 H	Tennessee	0 6	36 N	Oregon St.	5 3	95 A	Eastern Ky.	6 2	158 N	Western Mich.	12 1	
9 A	LSU	2 3	38 A	USC Upstate	12 8				158 N	Western Mich.	8 4	
9 A	LSU	1 7	40 A	San Diego St.	4 0				164 N	Loyola Marymount	4 3	
9 A	LSU	3 4	42 A	South Fla.	6 3				205 N	UC Riverside	11 3	
11 N	Washington	3 2	47 A	South Carolina	9 4				289 N	Howard	14 0	
13 A	Louisville	1 5	47 A	South Carolina	4 3							
14 N	California	3 2	47 A	South Carolina	3 1							
16 N	Stanford	3 1	49 A	Lipscomb	8 1							
22 H	Iowa	1 3										
<hr/>												
LAST 10 GAMES												
2 H Florida						3 6	89 H Marshall		4 3			
2 H Florida						4 2	47 A South Carolina		4 3			
2 H Florida						4 7	47 A South Carolina		9 4			
95 A Eastern Ky.						6 2	47 A South Carolina		3 1			
95 A Eastern Ky.						4 3	13 A Louisville		1 5			

Non-Div. I Games:

Kentucky

Average RPI Win:		104	WON-LOST RECORD		WINNING PCT. RANK		LAST 10 GAMES		STRENGTH OF SCHEDULE		OPP. STRENGTH OF SCHEDULE		TEAM RPI		ADJ RPI		CONF. RPI		ADJ CONF. RPI					
DIV. I ONLY			38-6-0		.86364		6		10-0-0		19		41		5		.66519		8		2		2	
DIV. I NON-CONF.			25-3-0		.89286		8		3-0-0		158		92		28		.60983		29		2		2	
TOTALS		RPI 1-25		RPI 26-50				W-L RECORDS				RPI 51-100				RPI 101-150				RPI 150+				
38-6-0		7-4-0		7-1-0				OVERALL				6-0-0				7-1-0				11-0-0				
15-1-0		5-1-0		1-0-0				HOME				4-0-0				2-0-0				3-0-0				
8-3-0		2-2-0		4-0-0				AWAY				0-0-0				0-1-0				2-0-0				
15-2-0		0-1-0		2-1-0				NEUTRAL				2-0-0				5-0-0				6-0-0				
25-3-0		0-1-0		4-1-0				NON-CONFERENCE				3-0-0				7-1-0				11-0-0				
7-0-0		0-0-0		1-0-0				HOME				1-0-0				2-0-0				3-0-0				
3-1-0		0-0-0		1-0-				AWAY				0-0-0				0-1-0				2-0-0				
15-2-0		0-1-0		2-1-0				NEUTRAL				2-0-0				5-0-0				6-0-0				
13-3-0		7-3-0		3-0-0				CONFERENCE				3-0-0				0-0-0				0-0-0				
8-1-0		5-1-0		0-0-0				HOME				3-0-0				0-0-0				0-0-0				
5-2-0		2-2-0		3-0-0				AWAY				0-0-0				0-0-0				0-0-0				
0-0-0		0-0-0		0-0-0				NEUTRAL				0-0-0				0-0-0				0-0-0				
RPI	S	Opponent		Score		RPI	S	Opponent		Score		RPI	S	Opponent		Score		RPI	S	Opponent		Score		
2	A	Florida		3	1	37	N	North Carolina St.		7	0	56	N	Cal St. Fullerton		5	0	106	N	Coastal Caro.		10	3	
2	A	Florida		3	5	37	N	North Carolina St.		8	2	65	H	Auburn		6	0	106	N	Coastal Caro.		8	0	
2	A	Florida		5	6	39	A	Georgia		6	1	65	H	Auburn		5	3	111	N	UC Santa Barbara		5	0	
5	H	Alabama		1	7	39	A	Georgia		9	2	65	H	Auburn		6	1	116	H	Murray St.		7	0	
5	H	Alabama		2	1	39	A	Georgia		10	3	72	N	Long Beach St.		7	0	122	A	Col. of Charleston		1	3	
5	H	Alabama		4	3	42	A	South Fla.		11	0	95	H	Eastern Ky.		8	0	127	N	BYU		6	3	
7	A	Kentucky		6	0	46	N	Northwestern		2	3							138	H	Winthrop		8	0	
12	H	Texas A&M		8	6	49	H	Lipscomb		6	0							142	N	South Dakota		5	0	
12	H	Texas A&M		5	4													171	N	Valparaiso		5	0	
12	H	Texas A&M		8	6													181	H	Tennessee Tech		12	3	
19	N	UCLA		0	2													194	N	Idaho St.		14	2	
																		216	N	UNC Wilmington		9	0	
																		216	N	UNC Wilmington		9	1	
																		220	H	Western Caro.		11	2	
																		227	N	Southern Utah		18	3	
																		230	A	Charleston So.		10	3	
																		230	A	Charleston So.		8	1	
																		236	N	Utah St.		10	0	
																		238	H	Tennessee St.		19	1	
LAST 10 GAMES																								
						65	H	Auburn		6	0	39	A	Georgia		9	2							
						65	H	Auburn		6	1	39	A	Georgia		10	3							
						65	H	Auburn		5	3	238	H	Tennessee St.		19	1							
						181	H	Tennessee Tech		12	3	220	H	Western Caro.		11	2							
						39	A	Georgia		6	1	7	A	Kentucky		6	0							

Non-Div. I Games:

Tennessee

Average RPI Win:		76	WON-LOST		WINNING		LAST 10		STRENGTH OF		OPP. STRENGTH		TEAM	ADJ		CONF.	ADJ CONF.	
Average RPI Loss:		23	RECORD		PCT. RANK		GAMES		SCHEDULE		OF SCHEDULE		RPI	RPI		RPI	RPI	
DIV. I ONLY			35-9-0		.79545		17		7-3-0		15		1		8		.66425	
DIV. I NON-CONF.			23-5-0		.82143		19		3-1-0		34		13		15		.64439	
TOTALS		RPI 1-25		RPI 26-50		W-L RECORDS		RPI 51-100		RPI 101-150		RPI 150+						
35-9-0		7-5-0		9-4-0		OVERALL		8-0-0		5-0-0		6-0-0						
20-2-0		4-0-0		3-2-0		HOME		4-0-0		3-0-0		6-0-0						
8-4-0		2-2-0		5-2-0		AWAY		1-0-0		0-0-0		0-0-0						
7-3-0		1-3-0		1-0-0		NEUTRAL		3-0-0		2-0-0		0-0-0						
23-5-0		2-4-0		3-1-0		NON-CONFERENCE		7-0-0		5-0-0		6-0-0						
15-1-0		1-0-0		1-1-0		HOME		4-0-0		3-0-0		6-0-0						
1-1-0		0-1-0		1-0-		AWAY		0-0-0		0-0-0		0-0-0						
7-3-0		1-3-0		1-0-0		NEUTRAL		3-0-0		2-0-0		0-0-0						
12-4-0		5-1-0		6-3-0		CONFERENCE		1-0-0		0-0-0		0-0-0						
5-1-0		3-0-0		2-1-0		HOME		0-0-0		0-0-0		0-0-0						
7-3-0		2-1-0		4-2-0		AWAY		1-0-0		0-0-0		0-0-0						
0-0-0		0-0-0		0-0-0		NEUTRAL		0-0-0		0-0-0		0-0-0						
RPI	S	Opponent		Score		RPI	S	Opponent		Score		RPI	S	Opponent		Score		
4	N	Oregon		2	10	26	A	Florida St.		5	4	60	N	Ohio St.		7	0	
7	H	Kentucky		7	1	28	A	Mississippi St.		1	2	69	A	Ole Miss		9	1	
7	H	Kentucky		3	2	28	A	Mississippi St.		9	2	73	N	Syracuse		7	6	
7	H	Kentucky		4	3	28	A	Mississippi St.		1	0	76	H	Purdue		1	0	
10	N	Michigan		14	6	29	N	Arizona		3	0	80	H	Ga. Southern		8	0	
12	A	Texas A&M		10	2	32	A	Arkansas		3	4	80	H	Ga. Southern		3	2	
12	A	Texas A&M		2	6	32	A	Arkansas		5	4	81	H	North Dakota St.		9	0	
12	A	Texas A&M		9	6	32	A	Arkansas		8	2	100	N	UNLV		6	1	
13	N	Louisville		2	6	35	H	North Carolina		1	3							
17	A	South Ala.		5	12	35	H	North Carolina		8	0							
19	N	UCLA		0	2	47	H	South Carolina		1	4							
23	H	Tulsa		1	0	47	H	South Carolina		6	0							
						47	H	South Carolina		4	0							
LAST 10 GAMES																		
						12	A	Texas A&M		10	2	32	A	Arkansas		8	2	
						12	A	Texas A&M		9	6	26	A	Florida St.		5	4	
						12	A	Texas A&M		2	6	167	H	Samford		4	0	
						32	A	Arkansas		5	4	167	H	Samford		8	0	
						32	A	Arkansas		3	4	17	A	South Ala.		5	12	

Non-Div. I Games:

LSU

Average RPI Win:	88	WON-LOST RECORD	WINNING PCT. RANK	LAST 10 GAMES	STRENGTH OF SCHEDULE	OPP. STRENGTH OF SCHEDULE	TEAM RPI	ADJ RPI	CONF. RPI	ADJ CONF. RPI		
DIV. I ONLY		35-7-0	.83333	13	10-0-0	35	22	15	.66303	10	4	4
DIV. I NON-CONF.		23-7-0	.76667	30	1-0-0	15	6	14	.65685	9	4	4
<hr/>												
TOTALS	RPI 1-25	RPI 26-50		W-L RECORDS		RPI 51-100		RPI 101-150		RPI 150+		
35-7-0	4-3-0	6-3-0		OVERALL		12-0-0		8-0-0		5-1-0		
9-0-0	0-0-0	0-0-0		HOME		7-0-0		1-0-0		1-0-0		
7-3-0	0-1-0	0-1-0		AWAY		3-0-0		4-0-0		0-1-0		
19-4-0	4-2-0	6-2-0		NEUTRAL		2-0-0		3-0-0		4-0-0		
23-7-0	4-3-0	6-3-0		NON-CONFERENCE		3-0-0		5-0-0		5-1-0		
2-0-0	0-0-0	0-0-0		HOME		0-0-0		1-0-0		1-0-0		
2-3-0	0-1-0	0-0-		AWAY		1-0-0		1-0-0		0-1-0		
19-4-0	4-2-0	6-2-0		NEUTRAL		2-0-0		3-0-0		4-0-0		
12-0-0	0-0-0	0-0-0		CONFERENCE		9-0-0		3-0-0		0-0-0		
7-0-0	0-0-0	0-0-0		HOME		7-0-0		0-0-0		0-0-0		
5-0-0	0-0-0	0-0-0		AWAY		2-0-0		3-0-0		0-0-0		
0-0-0	0-0-0	0-0-0		NEUTRAL		0-0-0		0-0-0		0-0-0		
RPI S	Opponent	Score		RPI S	Opponent	Score		RPI S	Opponent	Score		
4 N	Oregon	4	13	27 N	Virginia Tech	2	3	60 H	Ohio St.	5	1	
6 N	Arizona St.	5	4	29 N	Arizona	9	1	60 H	Ohio St.	11	0	
9 N	LSU	6	14	31 N	Hofstra	3	0	60 H	Ohio St.	17	5	
11 N	Washington	6	1	37 N	North Carolina St.	1	0	68 A	UCF	11	2	
12 N	Texas A&M	9	2	41 N	Illinois St.	11	9	76 H	Purdue	8	7	
13 A	Louisville	4	5	41 N	Illinois St.	2	1	76 H	Purdue	9	0	
21 N	La.-Lafayette	3	1	42 A	South Fla.	2	3	76 H	Purdue	13	5	
				43 N	James Madison	9	1	79 N	Georgia Tech	6	1	
				44 N	DePaul	3	4	89 N	Marshall	6	1	
								93 A	Michigan St.	11	2	
								93 A	Michigan St.	8	7	
								93 H	Michigan St.	21	2	

Non-Div. I Games:

Michigan

Average RPI Win:		84	WON-LOST RECORD		WINNING PCT. RANK	LAST 10 GAMES		STRENGTH OF SCHEDULE		OPP. STRENGTH OF SCHEDULE	TEAM RPI	ADJ RPI		CONF. RPI	ADJ CONF. RPI				
DIV. I ONLY			32-12-0		.72727	34	8-2-0	2		9	9	.66121	11	1	1				
DIV. I NON-CONF.			22-7-0		.75862	32	0-0-0	23		27	18	.63342	19	1	1				
TOTALS		RPI 1-25		RPI 26-50		W-L RECORDS		RPI 51-100		RPI 101-150		RPI 150+							
32-12-0		6-9-0		10-2-0		OVERALL		4-0-0		6-1-0		6-0-0							
9-2-0		1-2-0		3-0-0		HOME		0-0-0		2-0-0		3-0-0							
8-4-0		5-2-0		2-1-0		AWAY		1-0-0		0-0-0		0-0-0							
15-6-0		0-4-0		5-1-0		NEUTRAL		3-0-0		4-1-0		3-0-0							
22-7-0		1-5-0		5-1-0		NON-CONFERENCE		4-0-0		6-1-0		6-0-0							
5-0-0		0-0-0		0-0-0		HOME		0-0-0		2-0-0		3-0-0							
2-1-0		1-1-0		0-0-		AWAY		1-0-0		0-0-0		0-0-0							
15-6-0		0-4-0		5-1-0		NEUTRAL		3-0-0		4-1-0		3-0-0							
10-5-0		5-4-0		5-1-0		CONFERENCE		0-0-0		0-0-0		0-0-0							
4-2-0		1-2-0		3-0-0		HOME		0-0-0		0-0-0		0-0-0							
6-3-0		4-2-0		2-1-0		AWAY		0-0-0		0-0-0		0-0-0							
0-0-0		0-0-0		0-0-0		NEUTRAL		0-0-0		0-0-0		0-0-0							
RPI	S	Opponent		Score		RPI	S	Opponent		Score		RPI	S	Opponent		Score			
1	N	Oklahoma		0	2	26	N	Florida St.		2	0	58	N	Neb. Omaha		10	2		
3	N	Texas		1	4	29	A	Arizona		4	7	62	N	Pacific		6	4		
4	H	Oregon		2	1	29	A	Arizona		7	1	69	N	Ole Miss		10	2		
4	H	Oregon		2	4	29	A	Arizona		8	3	99	A	Colorado St.		6	3		
4	H	Oregon		1	12	30	N	UAB		3	4								
6	A	Arizona St.		1	7	30	N	UAB		8	4								
6	A	Arizona St.		1	2	36	H	Oregon St.		4	3								
6	A	Arizona St.		3	1	36	H	Oregon St.		14	2								
7	N	Kentucky		2	3	36	H	Oregon St.		8	6								
10	N	Michigan		1	6	39	N	Georgia		14	2								
19	A	UCLA		5	4	44	N	DePaul		6	4								
19	A	UCLA		1	0	48	N	Notre Dame		5	2								
19	A	UCLA		6	0														
20	A	Hawaii		2	5														
20	A	Hawaii		3	1														
LAST 10 GAMES																			
6	A	Arizona St.		1	2	36	H	Oregon St.		8	6								
6	A	Arizona St.		1	7	19	A	UCLA		6	0								
6	A	Arizona St.		3	1	19	A	UCLA		1	0								
36	H	Oregon St.		4	3	19	A	UCLA		5	4								
36	H	Oregon St.		14	2	4	H	Oregon		2	1								

Non-Div. I Games:

Washington

Average RPI Win:		91	WON-LOST RECORD		WINNING PCT. RANK		LAST 10 GAMES		STRENGTH OF SCHEDULE		OPP. STRENGTH OF SCHEDULE		TEAM RPI		ADJ RPI		CONF. RPI		ADJ CONF. RPI					
Average RPI Loss:		9																						
DIV. I ONLY			34-9-0		.7907		19		6-4-0		17		4		10		.6598		12		2		2	
DIV. I NON-CONF.			28-1-0		.96552		3		5-0-0		109		21		11		.65052		13		2		2	
TOTALS		RPI 1-25		RPI 26-50		W-L RECORDS		RPI 51-100		RPI 101-150		RPI 150+												
34-9-0		5-9-0		6-0-0		OVERALL		8-0-0		12-0-0		3-0-0												
24-4-0		2-4-0		5-0-0		HOME		6-0-0		10-0-0		1-0-0												
3-4-0		2-4-0		0-0-0		AWAY		1-0-0		0-0-0		0-0-0												
7-1-0		1-1-0		1-0-0		NEUTRAL		1-0-0		2-0-0		2-0-0												
28-1-0		2-1-0		3-0-0		NON-CONFERENCE		8-0-0		12-0-0		3-0-0												
19-0-0		0-0-0		2-0-0		HOME		6-0-0		10-0-0		1-0-0												
2-0-0		1-0-0		0-0-		AWAY		1-0-0		0-0-0		0-0-0												
7-1-0		1-1-0		1-0-0		NEUTRAL		1-0-0		2-0-0		2-0-0												
6-8-0		3-8-0		3-0-0		CONFERENCE		0-0-0		0-0-0		0-0-0												
5-4-0		2-4-0		3-0-0		HOME		0-0-0		0-0-0		0-0-0												
1-4-0		1-4-0		0-0-0		AWAY		0-0-0		0-0-0		0-0-0												
0-0-0		0-0-0		0-0-0		NEUTRAL		0-0-0		0-0-0		0-0-0												
RPI	S	Opponent		Score		RPI	S	Opponent		Score		RPI	S	Opponent		Score		RPI	S	Opponent		Score		
5	H	Alabama		1	4	32	H	Arkansas		9	1	72	N	Long Beach St.		8	0	119	H	Stephen F. Austin		9	0	
5	H	Alabama		2	6	32	H	Arkansas		2	1	76	H	Purdue		6	1	119	H	Stephen F. Austin		8	0	
5	H	Alabama		3	2	32	H	Arkansas		7	3	76	H	Purdue		5	1	119	H	Stephen F. Austin		3	0	
8	A	Tennessee		6	8	35	H	North Carolina		1	0	90	A	Sam Houston St.		8	0	121	H	Pittsburgh		9	5	
8	A	Tennessee		4	5	35	H	North Carolina		3	1	90	H	Sam Houston St.		8	3	121	H	Pittsburgh		7	3	
8	A	Tennessee		6	8	41	N	Illinois St.		5	0	99	H	Colorado St.		10	2	122	N	Col. of Charleston		6	4	
9	H	LSU		2	10							99	H	Colorado St.		10	0	128	N	Penn St.		12	2	
9	H	LSU		6	9							99	H	Colorado St.		3	1	129	H	Lamar		12	4	
9	H	LSU		6	2													129	H	Lamar		9	0	
10	N	Michigan		2	9													134	H	UTSA		6	4	
18	A	Missouri		11	3													134	H	UTSA		8	0	
18	A	Missouri		0	2													147	H	Southeastern La.		8	0	
19	A	UCLA		7	6													178	H	Texas St.		9	1	
21	N	La.-Lafayette		6	4													190	N	CSU Bakersfield		7	1	
																		233	N	Wright St.		11	0	
LAST 10 GAMES																								
						9	H	LSU		2	10	99	H	Colorado St.		10	2							
						9	H	LSU		6	9	99	H	Colorado St.		3	1							
						9	H	LSU		6	2	99	H	Colorado St.		10	0							
						129	H	Lamar		9	0	5	H	Alabama		1	4							
						129	H	Lamar		12	4	5	H	Alabama		2	6							

Non-Div. I Games:

Texas A&M

Average RPI Win:		106	WON-LOST RECORD		WINNING PCT. RANK		LAST 10 GAMES		STRENGTH OF SCHEDULE		OPP. STRENGTH OF SCHEDULE		TEAM RPI		ADJ RPI		CONF. RPI		ADJ CONF. RPI					
DIV. I ONLY			37-6-0		.86047		7		10-0-0		52		23		16		.65811		13		10		10	
DIV. I NON-CONF.			26-5-0		.83871		17		1-0-0		8		11		3		.67962		3		9		9	
TOTALS		RPI 1-25		RPI 26-50				W-L RECORDS				RPI 51-100				RPI 101-150				RPI 150+				
37-6-0		5-3-0		5-0-0				OVERALL				9-3-0				7-0-0				11-0-0				
19-2-0		3-1-0		3-0-0				HOME				5-1-0				4-0-0				4-0-0				
7-2-0		1-1-0		0-0-0				AWAY				1-1-0				0-0-0				5-0-0				
11-2-0		1-1-0		2-0-0				NEUTRAL				3-1-0				3-0-0				2-0-0				
26-5-0		5-3-0		4-0-0				NON-CONFERENCE				7-2-0				4-0-0				6-0-0				
14-1-0		3-1-0		3-0-0				HOME				3-0-0				1-0-0				4-0-0				
2-2-0		1-1-0		0-0-				AWAY				1-1-0				0-0-0				0-0-0				
10-2-0		1-1-0		1-0-0				NEUTRAL				3-1-0				3-0-0				2-0-0				
11-1-0		0-0-0		1-0-0				CONFERENCE				2-1-0				3-0-0				5-0-0				
5-1-0		0-0-0		0-0-0				HOME				2-1-0				3-0-0				0-0-0				
5-0-0		0-0-0		0-0-0				AWAY				0-0-0				0-0-0				5-0-0				
1-0-0		0-0-0		1-0-0				NEUTRAL				0-0-0				0-0-0				0-0-0				
RPI	S	Opponent		Score		RPI	S	Opponent		Score		RPI	S	Opponent		Score		RPI	S	Opponent		Score		
1	A	Oklahoma		1	9	33	N	Minnesota		16	8	51	N	Texas Tech		10	6	108	N	Longwood		9	1	
1	A	Oklahoma		5	1	34	H	Western Ky.		7	2	59	A	Jacksonville		9	0	118	H	Indiana		4	1	
3	N	Texas		0	2	35	H	North Carolina		4	2	60	N	Ohio St.		0	1	123	H	Connecticut		4	1	
7	H	Kentucky		5	1	41	H	Illinois St.		9	3	68	N	UCF		5	3	123	H	Connecticut		3	2	
9	N	LSU		6	2	44	N	DePaul		8	2	73	H	Syracuse		9	0	123	H	Connecticut		8	0	
10	H	Michigan		5	4							73	H	Syracuse		8	1	143	N	Stony Brook		5	0	
22	H	Iowa		6	4							73	H	Syracuse		2	4	143	N	Stony Brook		8	0	
22	H	Iowa		2	6							79	N	Georgia Tech		6	3	165	A	Providence		17	6	
												83	H	Eastern Ill.		5	0	165	A	Providence		16	2	
												94	H	Kent St.		3	2	177	H	Austin Peay		12	0	
												94	H	Kent St.		5	0	184	N	Temple		8	0	
												100	A	UNLV		1	10	196	A	St. John's (NY)		15	0	
																		196	A	St. John's (NY)		6	4	
																		196	A	St. John's (NY)		8	0	
																		198	H	Eastern Mich.		6	1	
																		202	H	Miami (OH)		9	1	
																		214	H	Buffalo		9	3	
																		244	N	Bethune-Cookman		8	1	
						LAST 10 GAMES																		
						123	H	Connecticut		4	1	196	A	St. John's (NY)		8	0							
						123	H	Connecticut		3	2	196	A	St. John's (NY)		6	4							
						123	H	Connecticut		8	0	196	A	St. John's (NY)		15	0							
						165	A	Providence		16	2	7	H	Kentucky		5	1							
						165	A	Providence		17	6	73	H	Syracuse		9	0							

Non-Div. I Games:

Louisville

Average RPI Win:	83	WON-LOST RECORD	WINNING PCT. RANK	LAST 10 GAMES	STRENGTH OF SCHEDULE	OPP. STRENGTH OF SCHEDULE	TEAM RPI	ADJ RPI	CONF. RPI	ADJ CONF. RPI				
DIV. I ONLY		32-8-0	.8	15	5-5-0	27	5	14	.65649	14	1	1		
DIV. I NON-CONF.		25-3-0	.89286	8	1-0-0	50	18	7	.65954	8	1	1		
<hr/>														
TOTALS	RPI 1-25	RPI 26-50		W-L RECORDS		RPI 51-100		RPI 101-150		RPI 150+				
32-8-0	6-6-0	4-1-0		OVERALL		8-1-0		10-0-0		4-0-0				
6-2-0	1-2-0	0-0-0		HOME		4-0-0		0-0-0		1-0-0				
7-3-0	2-0-0	2-0-0		AWAY		0-0-0		2-0-0		1-0-0				
19-3-0	3-2-0	2-0-0		NEUTRAL		4-1-0		8-0-0		2-0-0				
<hr/>														
25-3-0	4-2-0	2-0-0		NON-CONFERENCE		5-1-0		10-0-0		4-0-0				
2-0-0	0-0-0	0-0-0		HOME		1-0-0		0-0-0		1-0-0				
4-0-0	1-0-0	0-0-		AWAY		0-0-0		2-0-0		1-0-0				
19-3-0	3-2-0	2-0-0		NEUTRAL		4-1-0		8-0-0		2-0-0				
<hr/>														
7-5-0	2-4-0	2-1-0		CONFERENCE		3-0-0		0-0-0		0-0-0				
4-2-0	1-2-0	0-0-0		HOME		3-0-0		0-0-0		0-0-0				
3-3-0	1-2-0	2-1-0		AWAY		0-0-0		0-0-0		0-0-0				
0-0-0	0-0-0	0-0-0		NEUTRAL		0-0-0		0-0-0		0-0-0				
<hr/>														
RPI	S	Opponent	Score		RPI	S	Opponent	Score		RPI	S	Opponent	Score	
2	N	Florida	4	7	29	A	Arizona	5	1	62	H	Pacific	7	2
4	H	Oregon	1	5	29	A	Arizona	6	2	67	N	San Jose St.	6	0
4	H	Oregon	3	1	29	A	Arizona	3	7	73	N	Syracuse	2	1
4	H	Oregon	3	9	40	N	San Diego St.	1	0	73	N	Syracuse	1	8
7	N	Kentucky	2	3	46	N	Northwestern	2	0	79	N	Georgia Tech	8	0
15	N	Nebraska	1	0						82	H	Utah	4	1
19	A	UCLA	5	1						82	H	Utah	9	4
19	A	UCLA	2	3						82	H	Utah	6	0
19	A	UCLA	5	6						91	N	Iowa St.	11	0
20	A	Hawaii	1	0										
24	N	Baylor	3	0										
25	N	Wisconsin	5	3										
<hr/>														
LAST 10 GAMES														
19	A	UCLA	5	1	4	H	Oregon	1	5					
19	A	UCLA	2	3	4	H	Oregon	3	1					
19	A	UCLA	5	6	29	A	Arizona	3	7					
152	H	St. Mary's (CA)	10	2	29	A	Arizona	6	2					
4	H	Oregon	3	9	29	A	Arizona	5	1					
<hr/>														

Non-Div. I Games:

California

Average RPI Win:	89	WON-LOST	WINNING	LAST 10	STRENGTH OF	OPP. STRENGTH	TEAM	ADJ	CONF.	ADJ CONF.		
Average RPI Loss:	31	RECORD	PCT. RANK	GAMES	SCHEDULE	OF SCHEDULE	RPI	RPI	RPI	RPI		
DIV. I ONLY		30-9-0	.76923	21	7-3-0	9	17	12	.65317	15	4	4
DIV. I NON-CONF.		21-6-0	.77778	26	1-0-0	1	30	4	.66042	7	4	4
<hr/>												
TOTALS	RPI 1-25	RPI 26-50		W-L RECORDS		RPI 51-100		RPI 101-150		RPI 150+		
30-9-0	5-6-0	3-1-0		OVERALL		11-1-0		7-1-0		4-0-0		
9-2-0	2-1-0	2-0-0		HOME		5-1-0		0-0-0		0-0-0		
11-4-0	3-2-0	0-1-0		AWAY		4-0-0		2-1-0		2-0-0		
10-3-0	0-3-0	1-0-0		NEUTRAL		2-0-0		5-0-0		2-0-0		
21-6-0	1-4-0	1-1-0		NON-CONFERENCE		10-1-0		5-0-0		4-0-0		
5-1-0	0-0-0	0-0-0		HOME		5-1-0		0-0-0		0-0-0		
7-2-0	1-1-0	0-0-		AWAY		4-0-0		0-0-0		2-0-0		
9-3-0	0-3-0	1-0-0		NEUTRAL		1-0-0		5-0-0		2-0-0		
9-3-0	4-2-0	2-0-0		CONFERENCE		1-0-0		2-1-0		0-0-0		
4-1-0	2-1-0	2-0-0		HOME		0-0-0		0-0-0		0-0-0		
4-2-0	2-1-0	0-0-0		AWAY		0-0-0		2-1-0		0-0-0		
1-0-0	0-0-0	0-0-0		NEUTRAL		1-0-0		0-0-0		0-0-0		
RPI S	Opponent	Score		RPI S	Opponent	Score		RPI S	Opponent	Score		
1 A	Oklahoma	1	0	26 N	Florida St.	2	0	58 H	Neb. Omaha	4	0	
1 A	Oklahoma	3	10	29 A	Arizona	0	1	58 H	Neb. Omaha	3	2	
1 N	Oklahoma	0	2	46 H	Northwestern	5	4	64 A	Creighton	4	3	
4 N	Oregon	2	11	46 H	Northwestern	14	1	70 A	New Mexico St.	5	1	
14 N	California	0	1					70 H	New Mexico St.	8	0	
22 A	Iowa	2	6					70 H	New Mexico St.	4	1	
22 A	Iowa	3	2					76 N	Purdue	4	3	
22 A	Iowa	11	1					77 A	Oklahoma St.	10	5	
25 H	Wisconsin	2	5					77 A	Oklahoma St.	3	0	
25 H	Wisconsin	4	0					81 H	North Dakota St.	11	0	
25 H	Wisconsin	11	2					81 H	North Dakota St.	0	13	
								87 N	Drake	2	0	
</												

Non-Div. I Games:

Nebraska

Average RPI Win:	87	WON-LOST RECORD	WINNING PCT. RANK	LAST 10 GAMES	STRENGTH OF SCHEDULE	OPP. STRENGTH OF SCHEDULE	TEAM RPI	ADJ RPI	CONF. RPI	ADJ CONF. RPI
DIV. I ONLY		28-12-0	.7 44	6-4-0	11	8	18	.6445 16	1	1
DIV. I NON-CONF.		23-5-0	.82143 19	1-0-0	57	8	17	.6378 17	1	1
<hr/>										
TOTALS	RPI 1-25	RPI 26-50		W-L RECORDS	RPI 51-100		RPI 101-150		RPI 150+	
28-12-0	3-10-0	7-1-0		OVERALL	6-1-0		8-0-0		4-0-0	
15-3-0	3-3-0	2-0-0		HOME	4-0-0		3-0-0		3-0-0	
3-4-0	0-3-0	2-1-0		AWAY	1-0-0		0-0-0		0-0-0	
10-5-0	0-4-0	3-0-0		NEUTRAL	1-1-0		5-0-0		1-0-0	
<hr/>										
23-5-0	0-4-0	5-0-0		NON-CONFERENCE	6-1-0		8-0-0		4-0-0	
12-0-0	0-0-0	2-0-0		HOME	4-0-0		3-0-0		3-0-0	
1-0-0	0-0-0	0-0-		AWAY	1-0-0		0-0-0		0-0-0	
10-5-0	0-4-0	3-0-0		NEUTRAL	1-1-0		5-0-0		1-0-0	
<hr/>										
5-7-0	3-6-0	2-1-0		CONFERENCE	0-0-0		0-0-0		0-0-0	
3-3-0	3-3-0	0-0-0		HOME	0-0-0		0-0-0		0-0-0	
2-4-0	0-3-0	2-1-0		AWAY	0-0-0		0-0-0		0-0-0	
0-0-0	0-0-0	0-0-0		NEUTRAL	0-0-0		0-0-0		0-0-0	
<hr/>										
RPI S	Opponent	Score		RPI S	Opponent	Score		RPI S	Opponent	Score
1 N	Oklahoma	0	6	26 N	Florida St.	3	1	52 H	FGCU	2 1
4 A	Oregon	3	10	33 H	Minnesota	2	1	52 H	FGCU	8 0
4 A	Oregon	2	3	33 H	Minnesota	9	7	56 A	Cal St. Fullerton	14 1
4 A	Oregon	3	4	36 A	Oregon St.	3	4	62 H	Pacific	2 0
6 H	Arizona St.	6	12	36 A	Oregon St.	7	0	67 H	San Jose St.	7 1
6 H	Arizona St.	4	3	36 A	Oregon St.	8	6	73 N	Syracuse	2 1
6 H	Arizona St.	2	11	39 N	Georgia	6	0	77 N	Oklahoma St.	1 4
7 N	Kentucky	1	3	46 N	Northwestern	5	2			
19 H	UCLA	2	0							
19 H	UCLA	5	1							
19 H	UCLA	5	8							
22 N	Iowa	6	7							
25 N	Wisconsin	0	4							
<hr/>										
LAST 10 GAMES										
67 H	San Jose St.	7	1	36 A	Oregon St.	7	0			
6 H	Arizona St.	4	3	36 A	Oregon St.	8	6			
6 H	Arizona St.	6	12	19 H	UCLA	2	0			
6 H	Arizona St.	2	11	19 H	UCLA	5	8			
36 A	Oregon St.	3	4	19 H	UCLA	5	1			

Non-Div. I Games:

Stanford

Average RPI Win:		110	WON-LOST		WINNING		LAST 10		STRENGTH OF		OPP. STRENGTH		TEAM	ADJ		CONF.	ADJ CONF.		
Average RPI Loss:		36	RECORD		PCT. RANK		GAMES		SCHEDULE		OF SCHEDULE		RPI	RPI		RPI	RPI		
DIV. I ONLY			37-7-0		.84091		12	8-2-0		49		43		17	.64391		17	6	6
DIV. I NON-CONF.			24-4-0		.85714		12	1-0-0		30		47		8	.65418		10	6	6
TOTALS		RPI 1-25		RPI 26-50		W-L RECORDS		RPI 51-100		RPI 101-150		RPI 150+							
37-7-0		3-3-0		5-2-0		OVERALL		12-2-0		6-0-0		11-0-0							
16-3-0		3-1-0		3-2-0		HOME		5-0-0		3-0-0		2-0-0							
12-1-0		0-1-0		2-0-0		AWAY		5-0-0		0-0-0		5-0-0							
9-3-0		0-1-0		0-0-0		NEUTRAL		2-2-0		3-0-0		4-0-0							
24-4-0		1-2-0		4-0-0		NON-CONFERENCE		7-2-0		4-0-0		8-0-0							
9-0-0		1-0-0		2-0-0		HOME		3-0-0		1-0-0		2-0-0							
6-1-0		0-1-0		2-0-		AWAY		2-0-0		0-0-0		2-0-0							
9-3-0		0-1-0		0-0-0		NEUTRAL		2-2-0		3-0-0		4-0-0							
13-3-0		2-1-0		1-2-0		CONFERENCE		5-0-0		2-0-0		3-0-0							
7-3-0		2-1-0		1-2-0		HOME		2-0-0		2-0-0		0-0-0							
6-0-0		0-0-0		0-0-0		AWAY		3-0-0		0-0-0		3-0-0							
0-0-0		0-0-0		0-0-0		NEUTRAL		0-0-0		0-0-0		0-0-0							
RPI	S	Opponent		Score		RPI	S	Opponent		Score		RPI	S	Opponent		Score			
5	A	Alabama		0	4	26	H	Florida St.		4	0	57	N	SIU Edwardsville		1	2		
9	H	LSU		12	5	28	A	Mississippi St.		3	2	59	A	Jacksonville		7	0		
19	N	UCLA		1	2	30	A	UAB		8	2	61	N	Georgia St.		8	0		
21	H	La.-Lafayette		1	2	30	H	UAB		3	0	69	H	Ole Miss		4	2		
21	H	La.-Lafayette		8	4	34	H	Western Ky.		2	3	71	A	FIU		8	5		
21	H	La.-Lafayette		7	3	34	H	Western Ky.		3	4	71	A	FIU		11	5		
						34	H	Western Ky.		8	5	71	A	FIU		10	0		
												72	A	Long Beach St.		4	1		
												75	N	Delaware		1	0		
												78	H	Central Ark.		7	4		
												78	H	Central Ark.		11	2		
												82	N	Utah		1	2		
												84	H	North Texas		3	2		
												84	H	North Texas		12	1		

Non-Div. I Games:

South Ala.

Average RPI Win:		97	WON-LOST RECORD		WINNING PCT. RANK		LAST 10 GAMES		STRENGTH OF SCHEDULE		OPP. STRENGTH OF SCHEDULE		TEAM RPI		ADJ RPI		CONF. RPI		ADJ CONF. RPI				
DIV. I ONLY			28-14-0		.66667 53		3-7-0		10		21		19		.62951 19		1		1				
DIV. I NON-CONF.			23-4-0		.85185 13		0-0-0		42		70		16		.64194 16		1		1				
TOTALS		RPI 1-25		RPI 26-50		W-L RECORDS		RPI 51-100		RPI 101-150		RPI 150+											
28-14-0		8-9-0		1-1-0		OVERALL		7-3-0		5-1-0		7-0-0											
7-8-0		3-7-0		0-0-0		HOME		2-1-0		0-0-0		2-0-0											
5-5-0		1-2-0		1-0-0		AWAY		2-2-0		0-1-0		1-0-0											
16-1-0		4-0-0		0-1-0		NEUTRAL		3-0-0		5-0-0		4-0-0											
23-4-0		4-1-0		1-1-0		NON-CONFERENCE		6-1-0		5-1-0		7-0-0											
4-2-0		0-1-0		0-0-0		HOME		2-1-0		0-0-0		2-0-0											
3-1-0		0-0-0		1-0-		AWAY		1-0-0		0-1-0		1-0-0											
16-1-0		4-0-0		0-1-0		NEUTRAL		3-0-0		5-0-0		4-0-0											
5-10-0		4-8-0		0-0-0		CONFERENCE		1-2-0		0-0-0		0-0-0											
3-6-0		3-6-0		0-0-0		HOME		0-0-0		0-0-0		0-0-0											
2-4-0		1-2-0		0-0-0		AWAY		1-2-0		0-0-0		0-0-0											
0-0-0		0-0-0		0-0-0		NEUTRAL		0-0-0		0-0-0		0-0-0											
RPI	S	Opponent		Score		RPI	S	Opponent		Score		RPI	S	Opponent		Score		RPI	S	Opponent		Score	
6	H	Arizona St.		3	2	27	N	Virginia Tech		1	2	56	H	Cal St. Fullerton		5	11	101	N	Nevada		13	4
6	H	Arizona St.		4	5	40	A	San Diego St.		7	0	67	N	San Jose St.		8	4	109	N	Fresno St.		7	1
6	H	Arizona St.		3	10							72	A	Long Beach St.		6	3	110	N	Maryland		4	3
8	N	Tennessee		2	0							77	N	Oklahoma St.		5	1	112	N	New Mexico		14	3
9	N	LSU		2	0							81	H	North Dakota St.		7	1	148	N	Boise St.		5	4
11	H	Washington		0	1							82	A	Utah		3	8	150	A	Cal St. Northridge		2	3
11	H	Washington		4	5							82	A	Utah		4	7	161	N	La.-Monroe		9	1
11	H	Washington		0	6							82	A	Utah		6	4	168	N	Ohio		11	2
12	H	Texas A&M		6	7							85	H	McNeese St.		5	4	191	A	San Diego		8	0
14	H	California		1	5							100	N	UNLV		4	3	219	N	Seattle		9	0
14	H	California		6	5													230	N	Charleston So.		10	0
14	H	California		3	2													233	H	Wright St.		8	0
16	A	Stanford		0	2													233	H	Wright St.		1	0
16	A	Stanford		8	5																		
16	A	Stanford		1	5																		
17	N	South Ala.		2	1																		
20	N	Hawaii		11	1																		
						LAST 10 GAMES																	
						14	H	California		1	5	82	A	Utah		4	7						
						14	H	California		3	2	11	H	Washington		0	6						
						14	H	California		6	5	11	H	Washington		0	1						
						82	A	Utah		3	8	11	H	Washington		4	5						
						82	A	Utah		6	4	16	A	Stanford		0	2						

Non-Div. I Games:

UCLA

H
a
w
a
i
i

Hawaii

Hawaii

Average RPI Win:	119	WON-LOST RECORD	WINNING PCT. RANK	LAST 10 GAMES	STRENGTH OF SCHEDULE	OPP. STRENGTH OF SCHEDULE	TEAM RPI	ADJ RPI	CONF. RPI	ADJ CONF. RPI		
DIV. I ONLY		30-11-0	.73171	30	10-0-0	40	28	21	.62356	21	6	6
DIV. I NON-CONF.		19-7-0	.73077	40	2-0-0	25	25	23	.62676	21	6	6
<hr/>												
TOTALS	RPI 1-25	RPI 26-50		W-L RECORDS		RPI 51-100		RPI 101-150		RPI 150+		
30-11-0	2-8-0	7-3-0		OVERALL		7-0-0		4-0-0		10-0-0		
16-2-0	0-0-0	2-2-0		HOME		3-0-0		2-0-0		9-0-0		
6-4-0	1-4-0	0-0-0		AWAY		4-0-0		0-0-0		1-0-0		
8-5-0	1-4-0	5-1-0		NEUTRAL		0-0-0		2-0-0		0-0-0		
19-7-0	1-6-0	6-1-0		NON-CONFERENCE		1-0-0		4-0-0		7-0-0		
9-0-0	0-0-0	1-0-0		HOME		0-0-0		2-0-0		6-0-0		
2-2-0	0-2-0	0-0-		AWAY		1-0-0		0-0-0		1-0-0		
8-5-0	1-4-0	5-1-0		NEUTRAL		0-0-0		2-0-0		0-0-0		
11-4-0	1-2-0	1-2-0		CONFERENCE		6-0-0		0-0-0		3-0-0		
7-2-0	0-0-0	1-2-0		HOME		3-0-0		0-0-0		3-0-0		
4-2-0	1-2-0	0-0-0		AWAY		3-0-0		0-0-0		0-0-0		
0-0-0	0-0-0	0-0-0		NEUTRAL		0-0-0		0-0-0		0-0-0		
RPI	S	Opponent	Score	RPI	S	Opponent	Score	RPI	S	Opponent	Score	
3	A	Texas	1 7	28	H	Mississippi St.	9 1	71	H	FIU	7 5	
3	A	Texas	4 9	31	N	Hofstra	4 2	71	H	FIU	9 5	
3	N	Texas	2 7	34	H	Western Ky.	2 12	71	H	FIU	10 2	
10	N	Michigan	1 3	34	H	Western Ky.	10 0	84	A	North Texas	5 0	
12	N	Texas A&M	4 6	34	H	Western Ky.	2 3	84	A	North Texas	10 0	
17	A	South Ala.	2 1	41	N	Illinois St.	8 5	84	A	North Texas	8 2	
17	A	South Ala.	3 7	41	N	Illinois St.	3 4	85	A	McNeese St.	5 1	
17	A	South Ala.	4 8	42	N	South Fla.	3 0					
22	N	Iowa	11 0	43	N	James Madison	9 1					
22	N	Iowa	10 13	49	N	Lipscomb	5 2					
<hr/>												
LAST 10 GAMES												
228 H Middle Tenn.				6	0	84 A North Texas				5	0	
228 H Middle Tenn.				10	0	84 A North Texas				10	0	
228 H Middle Tenn.				6	3	84 A North Texas				8	2	
176 H Southern Miss.				18	2	71 H FIU				7	5	
176 H Southern Miss.				10	0	71 H FIU				9	5	

Non-Div. I Games:

La.-Lafayette

Average RPI Win: 81		WON-LOST RECORD		WINNING PCT. RANK		LAST 10 GAMES		STRENGTH OF SCHEDULE		OPP. STRENGTH OF SCHEDULE		TEAM RPI		ADJ RPI		CONF. RPI		ADJ CONF. RPI			
DIV. I ONLY		24-16-0		.6 84		5-5-0		4		16		22		.62308 22		4		4			
DIV. I NON-CONF.		19-8-0		.7037 51		1-0-0		12		19		20		.63173 20		4		4			
TOTALS		RPI 1-25		RPI 26-50		W-L RECORDS		RPI 51-100		RPI 101-150		RPI 150+									
24-16-0		6-8-0		4-6-0		OVERALL		6-1-0		4-0-0		4-1-0									
2-7-0		2-4-0		0-3-0		HOME		0-0-0		0-0-0		0-0-0									
9-4-0		2-3-0		3-1-0		AWAY		3-0-0		1-0-0		0-0-0									
13-5-0		2-1-0		1-2-0		NEUTRAL		3-1-0		3-0-0		4-1-0									
19-8-0		4-4-0		2-2-0		NON-CONFERENCE		5-1-0		4-0-0		4-1-0									
0-0-0		0-0-0		0-0-0		HOME		0-0-0		0-0-0		0-0-0									
7-3-0		2-3-0		1-0-		AWAY		3-0-0		1-0-0		0-0-0									
12-5-0		2-1-0		1-2-0		NEUTRAL		2-1-0		3-0-0		4-1-0									
5-8-0		2-4-0		2-4-0		CONFERENCE		1-0-0		0-0-0		0-0-0									
2-7-0		2-4-0		0-3-0		HOME		0-0-0		0-0-0		0-0-0									
2-1-0		0-0-0		2-1-0		AWAY		0-0-0		0-0-0		0-0-0									
1-0-0		0-0-0		0-0-0		NEUTRAL		1-0-0		0-0-0		0-0-0									
RPI	S	Opponent		Score		RPI	S	Opponent		Score		RPI	S	Opponent		Score					
5	A	Alabama		1	4	33	H	Minnesota		1	4	56	A	Cal St. Fullerton		7	0				
5	A	Alabama		0	5	33	H	Minnesota		1	10	58	N	Neb. Omaha		2	1				
7	A	Kentucky		3	1	33	H	Minnesota		3	7	60	N	Ohio St.		8	0				
13	A	Louisville		4	6	36	N	Oregon St.		9	3	77	N	Oklahoma St.		3	1				
13	A	Louisville		6	2	45	A	Houston		4	1	77	N	Oklahoma St.		3	4				
15	H	Nebraska		6	2	46	A	Northwestern		3	11	84	A	North Texas		4	1				
15	H	Nebraska		1	11	46	A	Northwestern		12	7	87	A	Drake		18	0				
15	H	Nebraska		2	3	46	A	Northwestern		15	14										
16	N	Stanford		7	6	49	N	Lipscomb		0	4										
21	N	La.-Lafayette		13	10	50	N	Ball St.		5	7										
21	N	La.-Lafayette		0	11																
25	H	Wisconsin		0	3																
25	H	Wisconsin		2	1																
25	H	Wisconsin		0	8																
LAST 10 GAMES																					
46 A Northwestern						3	11	15 H Nebraska						6	2						
46 A Northwestern						15	14	87 A Drake						18	0						
46 A Northwestern						12	7	25 H Wisconsin						0	3						
15 H Nebraska						2	3	25 H Wisconsin						0	8						
15 H Nebraska						1	11	25 H Wisconsin						2	1						

Non-Div. I Games:

Iowa

Average RPI Win: 107		WON-LOST RECORD		WINNING PCT. RANK		LAST 10 GAMES		STRENGTH OF SCHEDULE		OPP. STRENGTH OF SCHEDULE		TEAM RPI		ADJ RPI		CONF. RPI		ADJ CONF. RPI					
DIV. I ONLY		32-11-1		.73864		29		6-4-0		42		38		24		.61989		23		8		8	
DIV. I NON-CONF.		20-8-1		.7069		50		0-1-0		37		10		27		.61483		26		7		7	
TOTALS		RPI 1-25		RPI 26-50		W-L RECORDS		RPI 51-100		RPI 101-150		RPI 150+											
32-11-1		1-3-0		6-3-0		OVERALL		10-4-0		8-1-1		7-0-0											
9-3-0		0-1-0		1-2-0		HOME		7-0-0		0-0-0		1-0-0											
11-5-0		1-2-0		2-0-0		AWAY		1-2-0		4-1-0		3-0-0											
12-3-1		0-0-0		3-1-0		NEUTRAL		2-2-0		4-0-1		3-0-0											
20-8-1		1-3-0		5-1-0		NON-CONFERENCE		4-4-0		6-0-1		4-0-0											
2-1-0		0-1-0		0-0-0		HOME		1-0-0		0-0-0		1-0-0											
6-4-0		1-2-0		2-0-		AWAY		1-2-0		2-0-0		0-0-0											
12-3-1		0-0-0		3-1-0		NEUTRAL		2-2-0		4-0-1		3-0-0											
12-3-0		0-0-0		1-2-0		CONFERENCE		6-0-0		2-1-0		3-0-0											
7-2-0		0-0-0		1-2-0		HOME		6-0-0		0-0-0		0-0-0											
5-1-0		0-0-0		0-0-0		AWAY		0-0-0		2-1-0		3-0-0											
0-0-0		0-0-0		0-0-0		NEUTRAL		0-0-0		0-0-0		0-0-0											
RPI	S	Opponent		Score		RPI	S	Opponent		Score		RPI	S	Opponent		Score		RPI	S	Opponent		Score	
1	H	Oklahoma		1	3	26	A	Florida St.		3	2	51	N	Texas Tech		5	1	120	A	East Carolina		3	1
3	A	Texas		7	4	26	A	Florida St.		4	1	64	N	Creighton		3	4	120	A	East Carolina		4	6
3	A	Texas		0	1	30	H	UAB		7	9	68	H	UCF		8	1	120	A	East Carolina		8	0
9	A	LSU		0	1	30	H	UAB		4	1	68	H	UCF		7	0	129	N	Lamar		2	1
						30	H	UAB		0	1	68	H	UCF		6	2	129	N	Lamar		11	3
						31	N	Hofstra		9	6	76	N	Purdue		0	5	129	N	Lamar		7	4
						32	N	Arkansas		3	14	76	N	Purdue		4	1	141	A	Texas-Arlington		5	1
						32	N	Arkansas		3	1	77	H	Oklahoma St.		5	1	141	A	Texas-Arlington		5	1
						35	N	North Carolina		3	1	78	A	Central Ark.		0	1	148	N	Boise St.		5	2
												89	H	Marshall		6	0	148	N	Boise St.		6	6
												89	H	Marshall		9	6	163	A	Memphis		8	0
												89	H	Marshall		8	0	163	A	Memphis		4	2
												100	A	UNLV		13	1	163	A	Memphis		9	2
												100	A	UNLV		6	10	229	H	Indiana St.		8	1
																		231	N	Hampton		3	0
																		236	N	Utah St.		8	0
																		236	N	Utah St.		3	0
						LAST 10 GAMES																	
						30	H	UAB		0	1	120	A	East Carolina		3	1						
						30	H	UAB		4	1	1	H	Oklahoma		1	3						
						30	H	UAB		7	9	68	H	UCF		7	0						
						120	A	East Carolina		4	6	68	H	UCF		6	2						
						120	A	East Carolina		8	0	68	H	UCF		8	1						

Non-Div. I Games:

Tulsa

Average RPI Win: 117		WON-LOST	WINNING	LAST 10	STRENGTH OF		OPP. STRENGTH	TEAM	ADJ	CONF.	ADJ CONF.
Average RPI Loss: 21		RECORD	PCT. RANK	GAMES	SCHEDULE		OF SCHEDULE	RPI	RPI	RPI	RPI
DIV. I ONLY		33-10-0	.76744	22	7-3-0		61	19	25	.61975	24
DIV. I NON-CONF.		27-5-0	.84375	16	1-0-0		161	23	31	.60783	30
TOTALS		RPI 1-25	RPI 26-50		W-L RECORDS		RPI 51-100		RPI 101-150		RPI 150+
33-10-0		2-7-0	1-2-0		OVERALL		16-1-0		3-0-0		11-0-0
19-3-0		0-1-0	1-1-0		HOME		11-1-0		0-0-0		7-0-0
5-5-0		2-5-0	0-0-0		AWAY		0-0-0		1-0-0		2-0-0
9-2-0		0-1-0	0-1-0		NEUTRAL		5-0-0		2-0-0		2-0-0
27-5-0		2-2-0	1-2-0		NON-CONFERENCE		10-1-0		3-0-0		11-0-0
13-2-0		0-0-0	1-1-0		HOME		5-1-0		0-0-0		7-0-0
5-1-0		2-1-0	0-0-		AWAY		0-0-0		1-0-0		2-0-0
9-2-0		0-1-0	0-1-0		NEUTRAL		5-0-0		2-0-0		2-0-0
6-5-0		0-5-0	0-0-0		CONFERENCE		6-0-0		0-0-0		0-0-0
6-1-0		0-1-0	0-0-0		HOME		6-0-0		0-0-0		0-0-0
0-4-0		0-4-0	0-0-0		AWAY		0-0-0		0-0-0		0-0-0
0-0-0		0-0-0	0-0-0		NEUTRAL		0-0-0		0-0-0		0-0-0
RPI S	Opponent	Score	RPI S	Opponent	Score	RPI S	Opponent	Score	RPI S	Opponent	Score
1 A	Oklahoma	3 9	35 N	North Carolina	0 3	62 H	Pacific	10 1	120 N	East Carolina	5 2
1 A	Oklahoma	3 8	41 H	Illinois St.	5 0	62 H	Pacific	3 0	141 A	Texas-Arlington	5 2
1 A	Oklahoma	0 8	41 H	Illinois St.	0 8	73 N	Syracuse	5 0	141 N	Texas-Arlington	3 0
3 A	Texas	1 5				76 H	Purdue	4 0	156 N	Binghamton	6 1
3 H	Texas	0 4				76 H	Purdue	1 0	176 H	Southern Miss.	2 1
6 A	Arizona St.	6 2				76 H	Purdue	8 0	176 H	Southern Miss.	3 0
14 N	California	0 3				77 H	Oklahoma St.	5 2	178 A	Texas St.	7 3
20 A	Hawaii	5 3				77 H	Oklahoma St.	2 0	178 A	Texas St.	10 2
20 A	Hawaii	1 5				77 H	Oklahoma St.	1 0	179 H	Northern Ill.	1 0
						82 N	Utah	5 2	179 H	Northern Ill.	4 1
						84 N	North Texas	8 3	213 H	Northern Colo.	8 1
						84 N	North Texas	9 3	218 H	A&M-Corpus Christi	7 0
						90 H	Sam Houston St.	0 2	218 H	A&M-Corpus Christi	4 1
						90 N	Sam Houston St.	2 0	251 N	North Dakota	20 4
						91 H	Iowa St.	7 5			
						91 H	Iowa St.	13 0			
						91 H	Iowa St.	4 3			
LAST 10 GAMES						1 A	Oklahoma	3 9			
						1 A	Oklahoma	3 8			
						91 H	Iowa St.	7 5			
						91 H	Iowa St.	13 0			
						91 H	Iowa St.	4 3			
						178 A	Texas St.	7 3			
						1 A	Oklahoma	0 8			

Non-Div. I Games:

Baylor

Average RPI Win:		107	WON-LOST RECORD		WINNING PCT. RANK	LAST 10 GAMES		STRENGTH OF SCHEDULE		OPP. STRENGTH OF SCHEDULE	TEAM RPI	ADJ RPI		CONF. RPI	ADJ CONF. RPI		
DIV. I ONLY			29-8-0		.78378	20	5-5-0		70		18	20	.61728	25	4	4	
DIV. I NON-CONF.			22-3-0		.88	11	0-0-0		107		60	22	.6208	23	4	4	
TOTALS		RPI 1-25		RPI 26-50		W-L RECORDS		RPI 51-100		RPI 101-150		RPI 150+					
29-8-0		4-4-0		5-2-0		OVERALL		6-1-0		5-0-0		9-1-0					
0-0-0		0-0-0		0-0-0		HOME		0-0-0		0-0-0		0-0-0					
10-6-0		3-3-0		1-2-0		AWAY		2-1-0		3-0-0		1-0-0					
19-2-0		1-1-0		4-0-0		NEUTRAL		4-0-0		2-0-0		8-1-0					
22-3-0		1-1-0		4-0-0		NON-CONFERENCE		6-1-0		2-0-0		9-1-0					
0-0-0		0-0-0		0-0-0		HOME		0-0-0		0-0-0		0-0-0					
3-1-0		0-0-0		0-0-		AWAY		2-1-0		0-0-0		1-0-0					
19-2-0		1-1-0		4-0-0		NEUTRAL		4-0-0		2-0-0		8-1-0					
7-5-0		3-3-0		1-2-0		CONFERENCE		0-0-0		3-0-0		0-0-0					
0-0-0		0-0-0		0-0-0		HOME		0-0-0		0-0-0		0-0-0					
7-5-0		3-3-0		1-2-0		AWAY		0-0-0		3-0-0		0-0-0					
0-0-0		0-0-0		0-0-0		NEUTRAL		0-0-0		0-0-0		0-0-0					
RPI	S	Opponent		Score		RPI	S	Opponent		Score		RPI	S	Opponent		Score	
14	N	California		3	5	33	A	Minnesota		0	8	56	A	Cal St. Fullerton		1	0
15	A	Nebraska		5	2	33	A	Minnesota		1	2	56	A	Cal St. Fullerton		4	6
15	A	Nebraska		0	4	33	A	Minnesota		10	0	80	N	Ga. Southern		6	4
15	A	Nebraska		2	11	35	N	North Carolina		4	2	80	N	Ga. Southern		4	0
16	N	Stanford		4	0	48	N	Notre Dame		1	0	80	N	Ga. Southern		3	0
22	A	Iowa		3	0	48	N	Notre Dame		6	5	95	N	Eastern Ky.		5	1
22	A	Iowa		1	2	50	N	Ball St.		8	7	96	A	Southern Ill.		7	3
22	A	Iowa		8	0												

Non-Div. I Games:

Wisconsin

Average RPI Win:	106	WON-LOST	WINNING	LAST 10	STRENGTH OF	OPP. STRENGTH	TEAM	ADJ	CONF.	ADJ CONF.			
Average RPI Loss:	43	RECORD	PCT. RANK	GAMES	SCHEDULE	OF SCHEDULE	RPI	RPI	RPI	RPI			
DIV. I ONLY		33-14-0	.70213	43	7-3-0	32	24	27	.61704	26	5	5	
DIV. I NON-CONF.		21-12-0	.63636	65	0-2-0	13	7	29	.61151	28	5	5	
<hr/>													
TOTALS	RPI 1-25	RPI 26-50		W-L RECORDS		RPI 51-100		RPI 101-150		RPI 150+			
33-14-0	0-9-0	9-2-0		OVERALL		8-0-0		8-2-0		8-1-0			
25-7-0	0-3-0	6-2-0		HOME		6-0-0		6-1-0		7-1-0			
7-3-0	0-2-0	3-0-0		AWAY		2-0-0		2-1-0		0-0-0			
1-4-0	0-4-0	0-0-0		NEUTRAL		0-0-0		0-0-0		1-0-0			
<hr/>													
21-12-0	0-9-0	4-1-0		NON-CONFERENCE		8-0-0		4-1-0		5-1-0			
18-6-0	0-3-0	4-1-0		HOME		6-0-0		4-1-0		4-1-0			
2-2-0	0-2-0	0-0-		AWAY		2-0-0		0-0-0		0-0-0			
1-4-0	0-4-0	0-0-0		NEUTRAL		0-0-0		0-0-0		1-0-0			
<hr/>													
12-2-0	0-0-0	5-1-0		CONFERENCE		0-0-0		4-1-0		3-0-0			
7-1-0	0-0-0	2-1-0		HOME		0-0-0		2-0-0		3-0-0			
5-1-0	0-0-0	3-0-0		AWAY		0-0-0		2-1-0		0-0-0			
0-0-0	0-0-0	0-0-0		NEUTRAL		0-0-0		0-0-0		0-0-0			
<hr/>													
RPI	S	Opponent	Score	RPI	S	Opponent	Score	RPI	S	Opponent	Score		
1	N	Oklahoma	0 6	31	H	Hofstra	4 0	55	H	North Florida	3 1		
2	A	Florida	3 7	31	H	Hofstra	9 1	59	H	Jacksonville	8 0		
9	H	LSU	4 5	32	H	Arkansas	9 1	65	A	Auburn	6 3		
11	N	Washington	0 2	33	H	Minnesota	2 3	68	A	UCF	10 3		
15	N	Nebraska	0 2	33	H	Minnesota	4 3	71	H	FIU	7 4		
16	N	Stanford	1 3	35	H	North Carolina	3 1	71	H	FIU	11 2		
17	A	South Ala.	0 4	35	H	North Carolina	4 5	80	H	Ga. Southern	12 3		
23	H	Tulsa	1 4	35	H	North Carolina	9 1	80	H	Ga. Southern	4 0		
23	H	Tulsa	2 3	37	A	North Carolina St.	11 1			135	H	Troy	12 6
				37	A	North Carolina St.	4 0			135	H	Troy	8 0
				37	A	North Carolina St.	2 0			135	H	Troy	3 6
										176	H	Southern Miss.	1 2
										200	H	Boston College	10 0
										200	H	Boston College	4 0
										200	H	Boston College	7 3
										207	H	Presbyterian	8 0
										212	N	LIU Brooklyn	15 1
										232	H	Florida A&M	4 0
										238	H	Tennessee St.	8 0
										244	H	Bethune-Cookman	20 0
<hr/>													
LAST 10 GAMES													
105 H Virginia				3	2	200 H Boston College				4	0		
105 H Virginia				10	2	9 H LSU				4	5		
17 A South Ala.				0	4	110 A Maryland				14	9		
200 H Boston College				7	3	110 A Maryland				4	5		
200 H Boston College				10	0	110 A Maryland				13	1		

Non-Div. I Games:

Florida St.

Average RPI Win: 102		WON-LOST	WINNING	LAST 10	STRENGTH OF		OPP. STRENGTH	TEAM	ADJ	CONF.	ADJ CONF.
Average RPI Loss: 53		RECORD	PCT. RANK	GAMES	SCHEDULE		OF SCHEDULE	RPI	RPI	RPI	RPI
DIV. I ONLY		27-10-0	.72973	32	8-2-0		48	42	32	.61658	27
DIV. I NON-CONF.		21-5-0	.80769	22	3-1-0		18	50	13	.64832	14
TOTALS		RPI 1-25	RPI 26-50		W-L RECORDS		RPI 51-100		RPI 101-150		RPI 150+
27-10-0		2-1-0	3-5-0		OVERALL		12-4-0		2-0-0		8-0-0
4-3-0		0-0-0	0-2-0		HOME		4-1-0		0-0-0		0-0-0
9-4-0		0-0-0	2-3-0		AWAY		2-1-0		1-0-0		4-0-0
14-3-0		2-1-0	1-0-0		NEUTRAL		6-2-0		1-0-0		4-0-0
21-5-0		2-1-0	2-1-0		NON-CONFERENCE		10-3-0		2-0-0		5-0-0
2-0-0		0-0-0	0-0-0		HOME		2-0-0		0-0-0		0-0-0
5-2-0		0-0-0	1-0-		AWAY		2-1-0		1-0-0		1-0-0
14-3-0		2-1-0	1-0-0		NEUTRAL		6-2-0		1-0-0		4-0-0
6-5-0		0-0-0	1-4-0		CONFERENCE		2-1-0		0-0-0		3-0-0
2-3-0		0-0-0	0-2-0		HOME		2-1-0		0-0-0		0-0-0
4-2-0		0-0-0	1-2-0		AWAY		0-0-0		0-0-0		3-0-0
0-0-0		0-0-0	0-0-0		NEUTRAL		0-0-0		0-0-0		0-0-0
RPI S	Opponent	Score		RPI S	Opponent	Score		RPI S	Opponent	Score	
6 N	Arizona St.	0	11	29 N	Arizona	9	2	53 A	Kennesaw St.	4	3
10 N	Michigan	3	2	35 A	North Carolina	2	3	55 N	North Florida	3	1
19 N	UCLA	2	1	35 A	North Carolina	7	6	55 N	North Florida	5	3
				35 A	North Carolina	1	5	56 A	Cal St. Fullerton	3	7
				37 H	North Carolina St.	2	10	56 N	Cal St. Fullerton	3	2
				37 H	North Carolina St.	2	9	62 N	Pacific	5	1
				43 A	James Madison	1	2	72 A	Long Beach St.	6	1
				43 A	James Madison	5	2	79 H	Georgia Tech	7	2
								79 H	Georgia Tech	4	10
								79 H	Georgia Tech	10	2
								92 H	UNC Greensboro	8	1
								92 H	UNC Greensboro	10	9
								96 N	Southern Ill.	4	2
								96 N	Southern Ill.	9	0
								98 N	Fordham	0	2
								100 N	UNLV	1	3
LAST 10 GAMES											
				200 A	Boston College	11	3	79 H	Georgia Tech	4	10
				200 A	Boston College	4	1	79 H	Georgia Tech	7	2
				200 A	Boston College	5	4	79 H	Georgia Tech	10	2
				43 A	James Madison	5	2	92 H	UNC Greensboro	10	9
				43 A	James Madison	1	2	92 H	UNC Greensboro	8	1

Non-Div. I Games:

Virginia Tech

Average RPI Win: 109		WON-LOST	WINNING	LAST 10	STRENGTH OF		OPP. STRENGTH	TEAM	ADJ	CONF.	ADJ CONF.
Average RPI Loss: 38		RECORD	PCT. RANK	GAMES	SCHEDULE		OF SCHEDULE	RPI	RPI	RPI	RPI
DIV. I ONLY		27-14-0	.65854	58	7-3-0		23	27	28	.61493	28
DIV. I NON-CONF.		21-5-0	.80769	22	2-0-0		67	81	25	.61715	25
TOTALS		RPI 1-25	RPI 26-50		W-L RECORDS		RPI 51-100		RPI 101-150		RPI 150+
27-14-0		2-9-0	4-1-0		OVERALL		8-3-0		5-0-0		8-1-0
13-6-0		1-3-0	2-0-0		HOME		5-3-0		2-0-0		3-0-0
5-7-0		1-6-0	0-1-0		AWAY		0-0-0		2-0-0		2-0-0
9-1-0		0-0-0	2-0-0		NEUTRAL		3-0-0		1-0-0		3-1-0
21-5-0		0-2-0	4-1-0		NON-CONFERENCE		4-1-0		5-0-0		8-1-0
8-2-0		0-1-0	2-0-0		HOME		1-1-0		2-0-0		3-0-0
4-2-0		0-1-0	0-0-		AWAY		0-0-0		2-0-0		2-0-0
9-1-0		0-0-0	2-0-0		NEUTRAL		3-0-0		1-0-0		3-1-0
6-9-0		2-7-0	0-0-0		CONFERENCE		4-2-0		0-0-0		0-0-0
5-4-0		1-2-0	0-0-0		HOME		4-2-0		0-0-0		0-0-0
1-5-0		1-5-0	0-0-0		AWAY		0-0-0		0-0-0		0-0-0
0-0-0		0-0-0	0-0-0		NEUTRAL		0-0-0		0-0-0		0-0-0
RPI S	Opponent	Score	RPI S	Opponent	Score	RPI S	Opponent	Score	RPI S	Opponent	Score
2 A	Florida	2 4	30 A	UAB	1 2	57 N	SIU Edwardsville	1 0	110 N	Maryland	4 3
2 A	Florida	1 9	30 N	UAB	3 2	61 H	Georgia St.	9 1	116 H	Murray St.	4 1
2 A	Florida	6 5	31 N	Hofstra	9 1	65 H	Auburn	5 7	122 A	Col. of Charleston	8 0
7 A	Kentucky	4 5	34 H	Western Ky.	1 0	65 H	Auburn	4 3	122 A	Col. of Charleston	12 1
7 A	Kentucky	2 3	49 H	Lipscomb	4 3	65 H	Auburn	3 8	135 H	Troy	5 2
7 A	Kentucky	0 7				69 H	Ole Miss	8 0	156 A	Jacksonville St.	7 2
9 H	LSU	0 1				69 H	Ole Miss	5 1	163 H	Memphis	8 1
9 H	LSU	2 9				69 H	Ole Miss	6 5	175 N	Wichita St.	4 0
9 H	LSU	2 1				73 N	Syracuse	4 1	201 N	Belmont	3 4
17 H	South Ala.	2 3				86 H	Northwestern St.	5 10	210 H	Jackson St.	2 0
21 A	La.-Lafayette	1 9				98 N	Fordham	8 0	212 N	LIU Brooklyn	2 0
									230 A	Charleston So.	12 4
									237 N	Southeast Mo. St.	8 4
									238 H	Tennessee St.	8 0
			LAST 10 GAMES								
			69 H	Ole Miss	8 0	2 A	Florida	1 9			
			69 H	Ole Miss	6 5	30 N	UAB	3 2			
			69 H	Ole Miss	5 1	210 H	Jackson St.	2 0			
			2 A	Florida	6 5	65 H	Auburn	4 3			
			2 A	Florida	2 4	65 H	Auburn	3 8			

Non-Div. I Games:

Mississippi St.

Average RPI Win:	114	WON-LOST RECORD	WINNING PCT. RANK	LAST 10 GAMES	STRENGTH OF SCHEDULE	OPP. STRENGTH OF SCHEDULE	TEAM RPI	ADJ RPI	CONF. RPI	ADJ CONF. RPI		
DIV. I ONLY		27-17-0	.61364	78	4-6-0	7	26	29	.61466	29	1	1
DIV. I NON-CONF.		23-9-0	.71875	47	3-1-0	20	52	24	.61918	24	1	1
<hr/>												
TOTALS	RPI 1-25	RPI 26-50		W-L RECORDS		RPI 51-100		RPI 101-150		RPI 150+		
27-17-0	3-12-0	3-1-0		OVERALL		6-3-0		7-1-0		8-0-0		
17-4-0	3-4-0	0-0-0		HOME		2-0-0		5-0-0		7-0-0		
3-5-0	0-3-0	0-0-0		AWAY		3-2-0		0-0-0		0-0-0		
7-8-0	0-5-0	3-1-0		NEUTRAL		1-1-0		2-1-0		1-0-0		
23-9-0	1-5-0	3-1-0		NON-CONFERENCE		4-2-0		7-1-0		8-0-0		
15-0-0	1-0-0	0-0-0		HOME		2-0-0		5-0-0		7-0-0		
1-1-0	0-0-0	0-0-		AWAY		1-1-0		0-0-0		0-0-0		
7-8-0	0-5-0	3-1-0		NEUTRAL		1-1-0		2-1-0		1-0-0		
4-8-0	2-7-0	0-0-0		CONFERENCE		2-1-0		0-0-0		0-0-0		
2-4-0	2-4-0	0-0-0		HOME		0-0-0		0-0-0		0-0-0		
2-4-0	0-3-0	0-0-0		AWAY		2-1-0		0-0-0		0-0-0		
0-0-0	0-0-0	0-0-0		NEUTRAL		0-0-0		0-0-0		0-0-0		
RPI	S	Opponent	Score	RPI	S	Opponent	Score	RPI	S	Opponent	Score	
1	N	Oklahoma	0 5	27	N	Virginia Tech	2 9	60	N	Ohio St.	0 6	
1	N	Oklahoma	0 4	40	N	San Diego St.	3 2	70	A	New Mexico St.	8 1	
2	N	Florida	3 14	46	N	Northwestern	4 3	70	A	New Mexico St.	2 3	
4	A	Oregon	3 5	48	N	Notre Dame	2 0	72	N	Long Beach St.	4 3	
4	A	Oregon	0 8					76	H	Purdue	5 4	
4	A	Oregon	0 9					82	A	Utah	4 8	
9	N	LSU	0 3					82	A	Utah	6 5	
10	N	Michigan	1 9					82	A	Utah	6 4	
11	H	Washington	3 8					87	H	Drake	5 3	
11	H	Washington	1 7									
11	H	Washington	7 4									
14	H	California	7 3									
14	H	California	1 5									
14	H	California	2 6									
15	H	Nebraska	1 0									
				LAST 10 GAMES								
		4 A Oregon	0 9			111 H UC Santa Barbara	9 0					
		4 A Oregon	0 8			111 H UC Santa Barbara	12 2					
		4 A Oregon	3 5			14 H California	7 3					
		70 A New Mexico St.	2 3			14 H California	2 6					
		70 A New Mexico St.	8 1			14 H California	1 5					

Non-Div. I Games:

Arizona

UAB

Average RPI Win:	117	WON-LOST	WINNING	LAST 10	STRENGTH OF	OPP. STRENGTH	TEAM	ADJ	CONF.	ADJ CONF.					
Average RPI Loss:	32	RECORD	PCT. RANK	GAMES	SCHEDULE	OF SCHEDULE	RPI	RPI	RPI	RPI					
DIV. I ONLY		26-10-0	.72222	37	7-3-0	47	32	31	.61399	30	8	8			
DIV. I NON-CONF.		13-8-0	.61905	73	2-2-0	5	12	26	.61443	27	7	7			
<hr/>															
TOTALS	RPI 1-25	RPI 26-50		W-L RECORDS		RPI 51-100		RPI 101-150		RPI 150+					
26-10-0	3-7-0	3-1-0		OVERALL		6-1-0		3-1-0		11-0-0					
9-3-0	0-2-0	3-0-0		HOME		0-0-0		2-1-0		4-0-0					
10-4-0	2-4-0	0-0-0		AWAY		3-0-0		0-0-0		5-0-0					
7-3-0	1-1-0	0-1-0		NEUTRAL		3-1-0		1-0-0		2-0-0					
13-8-0	1-6-0	3-1-0		NON-CONFERENCE		3-1-0		1-0-0		5-0-0					
4-2-0	0-2-0	3-0-0		HOME		0-0-0		0-0-0		1-0-0					
2-3-0	0-3-0	0-0-		AWAY		0-0-0		0-0-0		2-0-0					
7-3-0	1-1-0	0-1-0		NEUTRAL		3-1-0		1-0-0		2-0-0					
13-2-0	2-1-0	0-0-0		CONFERENCE		3-0-0		2-1-0		6-0-0					
5-1-0	0-0-0	0-0-0		HOME		0-0-0		2-1-0		3-0-0					
8-1-0	2-1-0	0-0-0		AWAY		3-0-0		0-0-0		3-0-0					
0-0-0	0-0-0	0-0-0		NEUTRAL		0-0-0		0-0-0		0-0-0					
<hr/>															
RPI S	Opponent	Score		RPI S	Opponent	Score		RPI S	Opponent	Score		RPI S	Opponent	Score	
5 A	Alabama	0	11	28 H	Mississippi St.	2	1	57 N	SIU Edwardsville	7	6	116 N	Murray St.	2	0
5 H	Alabama	4	8	28 N	Mississippi St.	2	3	68 A	UCF	4	0	120 H	East Carolina	2	4
11 N	Washington	4	3	49 H	Lipscomb	8	1	68 A	UCF	8	2	120 H	East Carolina	2	1
11 N	Washington	4	8	49 H	Lipscomb	1	0	68 A	UCF	5	1	120 H	East Carolina	7	4
17 A	South Ala.	0	3					69 N	Ole Miss	5	3	152 N	St. Mary's (CA)	5	0
17 H	South Ala.	2	8					74 N	UT Martin	0	2	160 H	Nicholls St.	4	1
20 A	Hawaii	2	7					95 N	Eastern Ky.	6	1	163 A	Memphis	6	4
23 A	Tulsa	9	7									163 A	Memphis	11	1
23 A	Tulsa	1	4									163 A	Memphis	7	5
23 A	Tulsa	1	0									176 H	Southern Miss.	2	0
												176 H	Southern Miss.	1	0
												176 H	Southern Miss.	6	0
												222 N	IUPUI	3	0
												263 A	Alabama St.	4	0
												263 A	Alabama St.	11	1
<hr/>															
LAST 10 GAMES															
23 A	Tulsa	1	0	49 H	Lipscomb	8	1								
23 A	Tulsa	1	4	49 H	Lipscomb	1	0								
23 A	Tulsa	9	7	176 H	Southern Miss.	6	0								
5 A	Alabama	0	11	176 H	Southern Miss.	2	0								
28 N	Mississippi St.	2	3	176 H	Southern Miss.	1	0								

Non-Div. I Games:

UAB

Average RPI Win: 135		WON-LOST	WINNING	LAST 10	STRENGTH OF		OPP. STRENGTH	TEAM	ADJ		CONF.	ADJ CONF.			
Average RPI Loss: 46		RECORD	PCT. RANK	GAMES	SCHEDULE		OF SCHEDULE	RPI	RPI		RPI	RPI			
DIV. I ONLY		27-10-0	.72973	32	9-1-0		31	77	26		.61192	31			
DIV. I NON-CONF.		17-9-0	.65385	60	3-1-0		14	54	30		.6034	31			
TOTALS		RPI 1-25	RPI 26-50		W-L RECORDS		RPI 51-100		RPI 101-150		RPI 150+				
27-10-0		1-3-0	2-4-0		OVERALL		6-2-0		8-1-0		10-0-0				
13-2-0		0-0-0	0-0-0		HOME		5-1-0		5-1-0		3-0-0				
7-2-0		0-0-0	0-2-0		AWAY		0-0-0		0-0-0		7-0-0				
7-6-0		1-3-0	2-2-0		NEUTRAL		1-1-0		3-0-0		0-0-0				
17-9-0		1-3-0	2-4-0		NON-CONFERENCE		1-1-0		8-1-0		5-0-0				
8-1-0		0-0-0	0-0-0		HOME		0-0-0		5-1-0		3-0-0				
2-2-0		0-0-0	0-0-		AWAY		0-0-0		0-0-0		2-0-0				
7-6-0		1-3-0	2-2-0		NEUTRAL		1-1-0		3-0-0		0-0-0				
10-1-0		0-0-0	0-0-0		CONFERENCE		5-1-0		0-0-0		5-0-0				
5-1-0		0-0-0	0-0-0		HOME		5-1-0		0-0-0		0-0-0				
5-0-0		0-0-0	0-0-0		AWAY		0-0-0		0-0-0		5-0-0				
0-0-0		0-0-0	0-0-0		NEUTRAL		0-0-0		0-0-0		0-0-0				
RPI S	Opponent	Score		RPI S	Opponent	Score		RPI S	Opponent	Score		RPI S	Opponent	Score	
3 N	Texas	7	2	26 A	Florida St.	0	4	61 H	Georgia St.	2	3	110 N	Maryland	11	3
10 N	Michigan	0	3	26 A	Florida St.	1	9	61 H	Georgia St.	2	1	122 N	Col. of Charleston	6	2
21 N	La.-Lafayette	2	4	28 N	Mississippi St.	1	9	61 H	Georgia St.	7	1	123 H	Connecticut	18	0
23 N	Tulsa	6	9	32 N	Arkansas	6	4	62 N	Pacific	4	0	123 H	Connecticut	6	5
				32 N	Arkansas	8	1	75 H	Delaware	11	2	124 H	Rutgers	0	1
				41 N	Illinois St.	2	3	75 H	Delaware	7	1	124 H	Rutgers	6	5
								75 H	Delaware	3	0	128 N	Penn St.	3	0
								96 N	Southern Ill.	5	7	146 H	Central Conn. St.	12	6
												146 H	Central Conn. St.	9	0
												193 H	Marist	9	3
												193 H	Marist	1	0
												195 A	Lehigh	5	2
												195 A	Lehigh	5	0
												216 A	UNC Wilmington	8	4
												216 A	UNC Wilmington	11	0
												223 A	Drexel	5	0
												223 A	Drexel	11	0
												223 A	Drexel	13	0
												260 H	Iona	4	1
				LAST 10 GAMES											
				75 H	Delaware	11	2	223 A	Drexel	11	0				
				75 H	Delaware	7	1	193 H	Marist	1	0				
				75 H	Delaware	3	0	193 H	Marist	9	3				
				223 A	Drexel	13	0	124 H	Rutgers	0	1				
				223 A	Drexel	5	0	124 H	Rutgers	6	5				

Non-Div. I Games:

Hofstra

Average RPI Win:		134	WON-LOST RECORD		WINNING PCT. RANK		LAST 10 GAMES		STRENGTH OF SCHEDULE		OPP. STRENGTH OF SCHEDULE		TEAM RPI		ADJ RPI		CONF. RPI		ADJ CONF. RPI					
DIV. I ONLY			28-16-0		.63636		64		7-3-0		8		62		30		.60363		32		2		2	
DIV. I NON-CONF.			22-7-0		.75862		32		1-0-0		98		193		39		.57624		40		2		2	
TOTALS		RPI 1-25		RPI 26-50		W-L RECORDS		RPI 51-100		RPI 101-150		RPI 150+												
28-16-0		4-10-0		3-3-0		OVERALL		2-0-0		4-1-0		15-2-0												
16-5-0		1-2-0		3-0-0		HOME		0-0-0		4-1-0		8-2-0												
6-8-0		2-7-0		0-1-0		AWAY		0-0-0		0-0-0		4-0-0												
6-3-0		1-1-0		0-2-0		NEUTRAL		2-0-0		0-0-0		3-0-0												
22-7-0		1-1-0		0-3-0		NON-CONFERENCE		2-0-0		4-1-0		15-2-0												
12-3-0		0-0-0		0-0-0		HOME		0-0-0		4-1-0		8-2-0												
4-1-0		0-0-0		0-0-		AWAY		0-0-0		0-0-0		4-0-0												
6-3-0		1-1-0		0-2-0		NEUTRAL		2-0-0		0-0-0		3-0-0												
6-9-0		3-9-0		3-0-0		CONFERENCE		0-0-0		0-0-0		0-0-0												
4-2-0		1-2-0		3-0-0		HOME		0-0-0		0-0-0		0-0-0												
2-7-0		2-7-0		0-0-0		AWAY		0-0-0		0-0-0		0-0-0												
0-0-0		0-0-0		0-0-0		NEUTRAL		0-0-0		0-0-0		0-0-0												
RPI	S	Opponent		Score		RPI	S	Opponent		Score		RPI	S	Opponent		Score								
2	A	Florida		2	5	26	A	Florida St.		1	9	82	N	Utah		5	1							
2	A	Florida		0	1	31	N	Hofstra		1	8	99	N	Colorado St.		5	4							
2	A	Florida		0	8	31	N	Hofstra		4	6			Murray St.		1	3							
9	H	LSU		2	8	39	H	Georgia		5	2			Utah Valley		5	0							
9	H	LSU		4	5	39	H	Georgia		5	3			Utah Valley		3	0							
9	H	LSU		4	3	39	H	Georgia		8	1			Utah Valley		8	0							
12	A	Texas A&M		1	2									Saint Louis		8	0							
12	A	Texas A&M		1	9									Saint Louis		4	5							
12	A	Texas A&M		3	7									Jacksonville St.		3	2							
18	A	Missouri		11	10									Jacksonville St.		9	1							
18	A	Missouri		4	1									UMKC		6	7							
18	A	Missouri		0	9									La.-Monroe		14	3							
23	N	Tulsa		14	3									La.-Monroe		8	3							
23	N	Tulsa		1	3									Loyola Marymount		8	0							
						LAST 10 GAMES																		
						18	A	Missouri		11	10	9	H	LSU		2	8							
						18	A	Missouri		4	1	39	H	Georgia		8	1							
						18	A	Missouri		0	9	39	H	Georgia		5	3							
						9	H	LSU		4	5	39	H	Georgia		5	2							
						9	H	LSU		4	3	159	H	UMKC		9	1							
												262 N Weber St.						10	2					

Non-Div. I Games:

Arkansas

Average RPI Win:		100	WON-LOST RECORD		WINNING PCT. RANK	LAST 10 GAMES		STRENGTH OF SCHEDULE		OPP. STRENGTH OF SCHEDULE	TEAM RPI	ADJ RPI	CONF. RPI	ADJ CONF. RPI	
Average RPI Loss:		39													
DIV. I ONLY			26-13-0		.66667	53		44		11	34	.59905	33	4	4
DIV. I NON-CONF.			17-10-0		.62963	68		52		24	40	.58039	38	4	4
TOTALS		RPI 1-25	RPI 26-50		W-L RECORDS		RPI 51-100		RPI 101-150		RPI 150+				
26-13-0		5-5-0	2-6-0		OVERALL		8-1-0		5-1-0		6-0-0				
2-1-0		2-1-0	0-0-0		HOME		0-0-0		0-0-0		0-0-0				
12-6-0		3-3-0	2-3-0		AWAY		3-0-0		3-0-0		1-0-0				
12-6-0		0-1-0	0-3-0		NEUTRAL		5-1-0		2-1-0		5-0-0				
17-10-0		0-4-0	1-4-0		NON-CONFERENCE		8-1-0		2-1-0		6-0-0				
0-0-0		0-0-0	0-0-0		HOME		0-0-0		0-0-0		0-0-0				
5-4-0		0-3-0	1-0-		AWAY		3-0-0		0-0-0		1-0-0				
12-6-0		0-1-0	0-3-0		NEUTRAL		5-1-0		2-1-0		5-0-0				
9-3-0		5-1-0	1-2-0		CONFERENCE		0-0-0		3-0-0		0-0-0				
2-1-0		2-1-0	0-0-0		HOME		0-0-0		0-0-0		0-0-0				
7-2-0		3-0-0	1-2-0		AWAY		0-0-0		3-0-0		0-0-0				
0-0-0		0-0-0	0-0-0		NEUTRAL		0-0-0		0-0-0		0-0-0				
RPI S	Opponent	Score		RPI S	Opponent	Score		RPI S	Opponent	Score		RPI S	Opponent	Score	
6 A	Arizona St.	0	8	26 A	Florida St.	3	2	51 N	Texas Tech	3	5	102 A	Illinois	2	0
13 N	Louisville	8	16	26 A	Florida St.	3	4	52 A	FGCU	3	0	102 A	Illinois	5	1
16 A	Stanford	1	2	41 N	Illinois St.	1	5	52 N	FGCU	4	1	102 A	Illinois	9	3
16 A	Stanford	7	9	41 N	Illinois St.	1	3	62 N	Pacific	1	0	131 N	Villanova	4	5
22 A	Iowa	4	1	44 N	DePaul	0	1	62 N	Pacific	4	2	137 N	Albany (NY)	4	2
22 A	Iowa	10	1	46 A	Northwestern	2	4	65 A	Auburn	4	3	137 N	Albany (NY)	1	0
22 A	Iowa	7	3	46 A	Northwestern	14	9	80 N	Ga. Southern	5	0	166 N	UNI	3	1
25 H	Wisconsin	0	10	46 A	Northwestern	2	6	80 N	Ga. Southern	7	1	166 N	UNI	5	0
25 H	Wisconsin	2	1					100 A	UNLV	4	0	224 N	Gardner-Webb	6	4
25 H	Wisconsin	8	0									228 N	Middle Tenn.	8	0
												232 A	Florida A&M	10	0
												267 N	St. Bonaventure	7	4
				LAST 10 GAMES											
				102 A	Illinois	9	3	25 H	Wisconsin	2	1				
				102 A	Illinois	5	1	46 A	Northwestern	2	4				
				102 A	Illinois	2	0	46 A	Northwestern	14	9				
				25 H	Wisconsin	8	0	46 A	Northwestern	2	6				
				25 H	Wisconsin	0	10	22 A	Iowa	10	1				

Non-Div. I Games:

Minnesota

W
e
s
t
e
r
n
K
Y
:

Western Ky.

[illegible]

Non-Div. I Games:

North Carolina

Average RPI Win: 105		WON-LOST	WINNING	LAST 10	STRENGTH OF		OPP. STRENGTH	TEAM	ADJ	CONF.	ADJ CONF.
Average RPI Loss: 37		RECORD	PCT. RANK	GAMES	SCHEDULE		OF SCHEDULE	RPI	RPI	RPI	RPI
DIV. I ONLY		26-15-0	.63415	67	3-7-0		50	6	37	.59038	36
DIV. I NON-CONF.		23-6-0	.7931	24	0-0-0		127	15	32	.59984	32
TOTALS		RPI 1-25	RPI 26-50		W-L RECORDS		RPI 51-100		RPI 101-150		RPI 150+
26-15-0		1-11-0	3-0-0		OVERALL		8-2-0		9-1-0		5-1-0
4-4-0		1-2-0	0-0-0		HOME		2-1-0		1-1-0		0-0-0
2-7-0		0-6-0	0-0-0		AWAY		0-0-0		1-0-0		1-1-0
20-4-0		0-3-0	3-0-0		NEUTRAL		6-1-0		7-0-0		4-0-0
23-6-0		0-3-0	3-0-0		NON-CONFERENCE		6-1-0		9-1-0		5-1-0
1-1-0		0-0-0	0-0-0		HOME		0-0-0		1-1-0		0-0-0
2-1-0		0-0-0	0-0-		AWAY		0-0-0		1-0-0		1-1-0
20-4-0		0-3-0	3-0-0		NEUTRAL		6-1-0		7-0-0		4-0-0
3-9-0		1-8-0	0-0-0		CONFERENCE		2-1-0		0-0-0		0-0-0
3-3-0		1-2-0	0-0-0		HOME		2-1-0		0-0-0		0-0-0
0-6-0		0-6-0	0-0-0		AWAY		0-0-0		0-0-0		0-0-0
0-0-0		0-0-0	0-0-0		NEUTRAL		0-0-0		0-0-0		0-0-0
RPI S	Opponent	Score	RPI S	Opponent	Score	RPI S	Opponent	Score	RPI S	Opponent	Score
1 N	Oklahoma	2 14	40 N	San Diego St.	9 5	56 N	Cal St. Fullerton	9 5	101 N	Nevada	6 5
6 A	Arizona St.	0 11	46 N	Northwestern	7 3	64 N	Creighton	3 5	102 N	Illinois	5 1
6 A	Arizona St.	1 5	46 N	Northwestern	12 1	67 N	San Jose St.	1 0	110 N	Maryland	8 0
6 A	Arizona St.	4 5				72 N	Long Beach St.	17 3	112 H	New Mexico	5 4
7 N	Kentucky	3 5				79 N	Georgia Tech	9 1	112 H	New Mexico	3 5
11 A	Washington	2 14				82 H	Utah	2 11	112 N	Cal Poly	11 2
11 A	Washington	3 4				82 H	Utah	10 2	114 A	UC Davis	1 0
11 A	Washington	6 8				82 H	Utah	6 2	118 N	Indiana	2 1
16 H	Stanford	6 8				91 N	Iowa St.	9 1	119 N	Stephen F. Austin	9 0
16 H	Stanford	0 7				99 N	Colorado St.	11 0	127 N	BYU	7 3
16 H	Stanford	4 3							152 N	St. Mary's (CA)	7 3
22 N	Iowa	3 9							190 A	CSU Bakersfield	13 3
									190 A	CSU Bakersfield	7 10
									190 N	CSU Bakersfield	8 0
									194 N	Idaho St.	3 2
									219 N	Seattle	6 2
LAST 10 GAMES											
82 H	Utah	10 2	11 A	Washington	6 8						
82 H	Utah	2 11	16 H	Stanford	4 3						
82 H	Utah	6 2	16 H	Stanford	0 7						
11 A	Washington	3 4	16 H	Stanford	6 8						
11 A	Washington	2 14	6 A	Arizona St.	0 11						

Non-Div. I Games:

Oregon St.

Average RPI Win: 111		WON-LOST RECORD		WINNING PCT. RANK		LAST 10 GAMES		STRENGTH OF SCHEDULE		OPP. STRENGTH OF SCHEDULE		TEAM RPI		ADJ RPI		CONF. RPI		ADJ CONF. RPI	
DIV. I ONLY		23-18-1		.55952 106		8-2-0		18		50		38		.58089 37		5		5	
DIV. I NON-CONF.		16-11-1		.58929 86		4-0-0		11		80		35		.58348 35		5		5	
TOTALS		RPI 1-25		RPI 26-50		W-L RECORDS		RPI 51-100		RPI 101-150		RPI 150+							
23-18-1		0-5-0		5-6-0		OVERALL		5-5-0		8-2-0		5-0-1							
10-5-0		0-0-0		2-4-0		HOME		1-0-0		3-1-0		4-0-0							
9-5-0		0-0-0		3-0-0		AWAY		3-2-0		3-1-0		0-0-0							
4-8-1		0-5-0		0-1-0		NEUTRAL		1-2-0		2-0-0		1-0-1							
16-11-1		0-5-0		1-2-0		NON-CONFERENCE		4-3-0		6-1-0		5-0-1							
6-0-0		0-0-0		0-0-0		HOME		1-0-0		1-0-0		4-0-0							
6-3-0		0-0-0		1-0-		AWAY		2-1-0		3-1-0		0-0-0							
4-8-1		0-5-0		0-1-0		NEUTRAL		1-2-0		2-0-0		1-0-1							
7-7-0		0-0-0		4-4-0		CONFERENCE		1-2-0		2-1-0		0-0-0							
4-5-0		0-0-0		2-4-0		HOME		0-0-0		2-1-0		0-0-0							
3-2-0		0-0-0		2-0-0		AWAY		1-2-0		0-0-0		0-0-0							
0-0-0		0-0-0		0-0-0		NEUTRAL		0-0-0		0-0-0		0-0-0							
RPI	S	Opponent		Score		RPI	S	Opponent		Score		RPI	S	Opponent		Score			
1	N	Oklahoma		0	3	26	H	Florida St.		0	2	54	H	Kansas		5	2		
3	N	Texas		4	7	26	H	Florida St.		1	11	54	N	Kansas		0	8		
8	N	Tennessee		2	8	26	H	Florida St.		0	4	54	N	Kansas		3	2		
8	N	Tennessee		0	7	27	A	Virginia Tech		9	2	61	A	Georgia St.		1	5		
10	N	Michigan		0	1	27	A	Virginia Tech		10	2	62	N	Pacific		3	6		
						35	H	North Carolina		11	8	71	A	FIU		1	0		
						35	H	North Carolina		1	2	71	A	FIU		11	3		
						35	H	North Carolina		3	1	79	A	Georgia Tech		12	4		
						42	A	South Fla.		2	1	79	A	Georgia Tech		5	7		
						42	A	South Fla.		0	1	79	A	Georgia Tech		2	7		
						44	N	DePaul		0	1								
								LAST 10 GAMES											
						35	H	North Carolina		3	1	110	H	Maryland		7	1		
						35	H	North Carolina		1	2	110	H	Maryland		1	2		
						35	H	North Carolina		11	8	110	H	Maryland		4	0		
						140	A	Campbell		8	0	173	H	Charlotte		2	0		
						140	A	Campbell		7	5	173	H	Charlotte		10	3		

Non-Div. I Games:

North Carolina St.

Average RPI Win:		166	WON-LOST RECORD		WINNING PCT. RANK	LAST 10 GAMES	STRENGTH OF SCHEDULE		OPP. STRENGTH OF SCHEDULE	TEAM RPI	ADJ RPI	CONF. RPI	ADJ CONF. RPI						
Average RPI Loss:		32																	
DIV. I ONLY			35-5-0		.875	5	8-2-0		198	95	36	.58061	38	7	9				
DIV. I NON-CONF.			19-2-0		.90476	7	1-0-0		282	134	67	.54288	72	11	11				
TOTALS		RPI 1-25	RPI 26-50		W-L RECORDS		RPI 51-100		RPI 101-150		RPI 150+								
35-5-0		0-2-0	1-2-0		OVERALL		12-1-0		0-0-0		22-0-0								
25-2-0		0-1-0	0-0-0		HOME		7-1-0		0-0-0		18-0-0								
10-3-0		0-1-0	1-2-0		AWAY		5-0-0		0-0-0		4-0-0								
0-0-0		0-0-0	0-0-0		NEUTRAL		0-0-0		0-0-0		0-0-0								
19-2-0		0-2-0	0-0-0		NON-CONFERENCE		2-0-0		0-0-0		17-0-0								
15-1-0		0-1-0	0-0-0		HOME		2-0-0		0-0-0		13-0-0								
4-1-0		0-1-0	0-0-0		AWAY		0-0-0		0-0-0		4-0-0								
0-0-0		0-0-0	0-0-0		NEUTRAL		0-0-0		0-0-0		0-0-0								
16-3-0		0-0-0	1-2-0		CONFERENCE		10-1-0		0-0-0		5-0-0								
10-1-0		0-0-0	0-0-0		HOME		5-1-0		0-0-0		5-0-0								
6-2-0		0-0-0	1-2-0		AWAY		5-0-0		0-0-0		0-0-0								
0-0-0		0-0-0	0-0-0		NEUTRAL		0-0-0		0-0-0		0-0-0								
RPI	S	Opponent	Score		RPI	S	Opponent	Score		RPI	S	Opponent	Score		RPI	S	Opponent	Score	
2	A	Florida	0	11	49	A	Lipscomb	1	5	53	A	Kennesaw St.	4	3	154	H	Georgetown	8	1
7	H	Kentucky	8	12	49	A	Lipscomb	2	3	53	A	Kennesaw St.	10	0	159	H	UMKC	7	1
					49	A	Lipscomb	4	1	53	A	Kennesaw St.	7	5	192	H	George Washington	6	0
										55	H	North Florida	0	1	207	H	Presbyterian	9	1
										55	H	North Florida	5	0	211	H	George Mason	8	0
										55	H	North Florida	13	0	216	A	UNC Wilmington	6	0
										59	A	Jacksonville	7	2	216	A	UNC Wilmington	4	3
										59	A	Jacksonville	12	7	220	H	Western Caro.	1	0
										87	H	Furman	8	6	220	H	Western Caro.	9	1
										87	H	Furman	5	0	220	H	Western Caro.	9	0
										97	H	Stetson	8	0	221	H	East Tenn. St.	12	0
										97	H	Stetson	3	0	221	H	East Tenn. St.	11	0
										97	H	Stetson	6	4	224	A	Gardner-Webb	2	1
															224	A	Gardner-Webb	10	3
															224	H	Gardner-Webb	8	0
															224	H	Gardner-Webb	5	2
															239	H	Northern Ky.	7	2
															239	H	Northern Ky.	10	2
															239	H	Northern Ky.	3	1
															268	H	Maine	5	1
															281	H	N.C. Central	14	0
															289	H	Howard	18	0
LAST 10 GAMES																			
					49	A	Lipscomb	2	3	97	H	Stetson	6	4					
					49	A	Lipscomb	4	1	97	H	Stetson	3	0					
					49	A	Lipscomb	1	5	97	H	Stetson	8	0					
					221	H	East Tenn. St.	11	0	207	H	Presbyterian	9	1					
					221	H	East Tenn. St.	12	0	53	A	Kennesaw St.	7	5					

Non-Div. I Games:

USC Upstate

Average RPI Win: 131		WON-LOST	WINNING	LAST 10	STRENGTH OF		OPP. STRENGTH	TEAM	ADJ	CONF.	ADJ CONF.
Average RPI Loss: 45		RECORD	PCT. RANK	GAMES	SCHEDULE		OF SCHEDULE	RPI	RPI	RPI	RPI
DIV. I ONLY		31-14-0	.68889	46	5-5-0		89	33	39	.57954	39
DIV. I NON-CONF.		23-7-0	.76667	30	3-0-0		178	73	47	.5689	51
TOTALS		RPI 1-25	RPI 26-50		W-L RECORDS		RPI 51-100		RPI 101-150		RPI 150+
31-14-0		0-6-0	3-4-0		OVERALL		13-2-0		3-1-0		12-1-0
19-6-0		0-3-0	1-0-0		HOME		7-2-0		2-0-0		9-1-0
7-4-0		0-0-0	2-4-0		AWAY		4-0-0		1-0-0		0-0-0
5-4-0		0-3-0	0-0-0		NEUTRAL		2-0-0		0-1-0		3-0-0
23-7-0		0-3-0	1-0-0		NON-CONFERENCE		7-2-0		3-1-0		12-1-0
16-3-0		0-0-0	1-0-0		HOME		4-2-0		2-0-0		9-1-0
2-0-0		0-0-0	0-0-		AWAY		1-0-0		1-0-0		0-0-0
5-4-0		0-3-0	0-0-0		NEUTRAL		2-0-0		0-1-0		3-0-0
8-7-0		0-3-0	2-4-0		CONFERENCE		6-0-0		0-0-0		0-0-0
3-3-0		0-3-0	0-0-0		HOME		3-0-0		0-0-0		0-0-0
5-4-0		0-0-0	2-4-0		AWAY		3-0-0		0-0-0		0-0-0
0-0-0		0-0-0	0-0-0		NEUTRAL		0-0-0		0-0-0		0-0-0
RPI S	Opponent	Score	RPI S	Opponent	Score	RPI S	Opponent	Score	RPI S	Opponent	Score
1 N	Oklahoma	0 5	32 A	Arkansas	1 8	60 H	Ohio St.	6 1	112 N	Cal Poly	0 1
8 H	Tennessee	2 9	32 A	Arkansas	3 5	60 H	Ohio St.	4 5	138 A	Winthrop	12 3
8 H	Tennessee	1 6	32 A	Arkansas	2 5	65 A	Auburn	9 3	138 H	Winthrop	5 3
8 H	Tennessee	3 10	46 H	Northwestern	6 5	65 A	Auburn	9 8	140 H	Campbell	11 0
11 N	Washington	2 14	47 A	South Carolina	2 0	65 A	Auburn	2 0	170 N	Western Ill.	13 3
16 N	Stanford	0 6	47 A	South Carolina	7 6	69 H	Ole Miss	12 4	172 H	Radford	10 2
			47 A	South Carolina	2 6	69 H	Ole Miss	14 5	172 H	Radford	11 0
						69 H	Ole Miss	6 0	172 H	Radford	12 0
						79 A	Georgia Tech	14 1	188 H	Elon	2 5
						79 H	Georgia Tech	20 1	188 H	Elon	8 0
						80 H	Ga. Southern	6 3	220 H	Western Caro.	9 0
						81 H	North Dakota St.	0 3	220 H	Western Caro.	12 0
						81 H	North Dakota St.	4 1	224 H	Gardner-Webb	14 0
						94 N	Kent St.	8 1	228 H	Middle Tenn.	13 1
						99 N	Colorado St.	5 4	229 H	Indiana St.	9 1
									271 N	N.C. A&T	15 0
									274 N	Delaware St.	18 0
LAST 10 GAMES						8 H	Tennessee	1 6			
			47 A	South Carolina	2 0	8 H	Tennessee	2 9			
			47 A	South Carolina	7 6	8 H	Tennessee	3 10			
			47 A	South Carolina	2 6	79 H	Georgia Tech	20 1			
			220 H	Western Caro.	9 0	32 A	Arkansas	1 8			
			220 H	Western Caro.	12 0						

Non-Div. I Games:

Georgia

Average RPI Win:		129	WON-LOST RECORD		WINNING PCT. RANK		LAST 10 GAMES		STRENGTH OF SCHEDULE		OPP. STRENGTH OF SCHEDULE		TEAM RPI		ADJ RPI		CONF. RPI		ADJ CONF. RPI				
DIV. I ONLY			26-14-0		.65 61		8-2-0		76		37		43		.57947 40		11		11				
DIV. I NON-CONF.			21-13-0		.61765 75		3-1-0		72		17		51		.57362 42		10		10				
TOTALS		RPI 1-25		RPI 26-50		W-L RECORDS		RPI 51-100		RPI 101-150		RPI 150+											
26-14-0		0-7-0		2-2-0		OVERALL		7-1-0		7-3-0		10-1-0											
13-4-0		0-3-0		1-0-0		HOME		1-1-0		5-0-0		6-0-0											
3-2-0		0-0-0		0-0-0		AWAY		1-0-0		2-1-0		0-1-0											
10-8-0		0-4-0		1-2-0		NEUTRAL		5-0-0		0-2-0		4-0-0											
21-13-0		0-7-0		2-2-0		NON-CONFERENCE		7-1-0		2-2-0		10-1-0											
10-4-0		0-3-0		1-0-0		HOME		1-1-0		2-0-0		6-0-0											
1-1-0		0-0-0		0-0-		AWAY		1-0-0		0-0-0		0-1-0											
10-8-0		0-4-0		1-2-0		NEUTRAL		5-0-0		0-2-0		4-0-0											
5-1-0		0-0-0		0-0-0		CONFERENCE		0-0-0		5-1-0		0-0-0											
3-0-0		0-0-0		0-0-0		HOME		0-0-0		3-0-0		0-0-0											
2-1-0		0-0-0		0-0-0		AWAY		0-0-0		2-1-0		0-0-0											
0-0-0		0-0-0		0-0-0		NEUTRAL		0-0-0		0-0-0		0-0-0											
RPI	S	Opponent		Score		RPI	S	Opponent		Score		RPI	S	Opponent		Score							
1	H	Oklahoma		0	4	29	N	Arizona		2	3	51	N	Texas Tech		3	0	101	A	Nevada	6	3	
4	N	Oregon		1	3	36	N	Oregon St.		5	9	56	A	Cal St. Fullerton		2	1	101	A	Nevada	2	4	
4	N	Oregon		2	3	46	N	Northwestern		7	5	60	N	Ohio St.		5	0	101	A	Nevada	8	1	
7	H	Kentucky		0	4	48	H	Notre Dame		4	0	64	N	Creighton		5	2	105	N	Virginia	2	5	
14	N	California		0	1							67	H	San Jose St.		2	0	112	H	New Mexico	1	0	
18	N	Missouri		1	2							72	H	Long Beach St.		4	5	112	H	New Mexico	4	1	
19	H	UCLA		0	7							73	N	Syracuse		3	0	112	H	New Mexico	5	0	
												91	N	Iowa St.		7	4	112	H	Cal Poly	5	2	
																		119	N	Stephen F. Austin	1	2	
																		127	H	BYU	9	1	
																		152	N	St. Mary's (CA)	7	0	
																		158	N	Western Mich.	5	1	
																		189	N	Seton Hall	9	0	
																		191	H	San Diego	3	1	
																		202	H	Miami (OH)	13	0	
																		205	A	UC Riverside	5	6	
																		205	H	UC Riverside	9	1	
																		209	H	Bryant	13	6	
																		214	N	Buffalo	4	2	
																		236	H	Utah St.	4	1	
																		260	H	Iona	10	7	
LAST 10 GAMES																							
205	A	UC Riverside		5	6	191	H	San Diego		3	1												
56	A	Cal St. Fullerton		2	1	112	H	New Mexico		1	0												
101	A	Nevada		2	4	112	H	New Mexico		5	0												
101	A	Nevada		8	1	112	H	New Mexico		4	1												
101	A	Nevada		6	3	189	N	Seton Hall		9	0												

Non-Div. I Games:

San Diego St.

Average RPI Win: 109		WON-LOST	WINNING	LAST 10	STRENGTH OF		OPP. STRENGTH	TEAM	ADJ	CONF.	ADJ CONF.
Average RPI Loss: 71		RECORD	PCT. RANK	GAMES	SCHEDULE		OF SCHEDULE	RPI	RPI	RPI	RPI
DIV. I ONLY		21-17-0	.55263	113	7-3-0		33	54	50	.57938	41
DIV. I NON-CONF.		15-12-0	.55556	103	2-0-0		6	26	34	.59965	33
TOTALS		RPI 1-25	RPI 26-50		W-L RECORDS		RPI 51-100		RPI 101-150		RPI 150+
21-17-0		2-7-0	5-1-0		OVERALL		3-6-0		4-0-0		7-3-0
6-3-0		0-0-0	0-0-0		HOME		1-2-0		2-0-0		3-1-0
3-5-0		1-3-0	1-0-0		AWAY		1-2-0		0-0-0		0-0-0
12-9-0		1-4-0	4-1-0		NEUTRAL		1-2-0		2-0-0		4-2-0
15-12-0		2-7-0	5-1-0		NON-CONFERENCE		1-2-0		2-0-0		5-2-0
1-0-0		0-0-0	0-0-0		HOME		0-0-0		0-0-0		1-0-0
2-3-0		1-3-0	1-0-		AWAY		0-0-0		0-0-0		0-0-0
12-9-0		1-4-0	4-1-0		NEUTRAL		1-2-0		2-0-0		4-2-0
6-5-0		0-0-0	0-0-0		CONFERENCE		2-4-0		2-0-0		2-1-0
5-3-0		0-0-0	0-0-0		HOME		1-2-0		2-0-0		2-1-0
1-2-0		0-0-0	0-0-0		AWAY		1-2-0		0-0-0		0-0-0
0-0-0		0-0-0	0-0-0		NEUTRAL		0-0-0		0-0-0		0-0-0
RPI S	Opponent	Score	RPI S	Opponent	Score	RPI S	Opponent	Score	RPI S	Opponent	Score
6 A	Arizona St.	1 7	31 N	Hofstra	3 2	87 A	Drake	1 4	114 N	UC Davis	2 1
10 N	Michigan	1 2	33 N	Minnesota	5 1	87 A	Drake	3 4	115 H	Bradley	5 0
10 N	Michigan	9 11	33 N	Minnesota	3 1	87 A	Drake	6 5	115 H	Bradley	8 3
12 N	Texas A&M	0 5	42 N	South Fla.	7 0	90 N	Sam Houston St.	6 8	139 N	Ill.-Chicago	16 8
13 A	Louisville	3 9	43 N	James Madison	2 3	90 N	Sam Houston St.	5 4	154 N	Georgetown	8 2
21 N	La.-Lafayette	5 8	44 A	DePaul	5 4	93 N	Michigan St.	2 3	162 N	Massachusetts	3 4
21 N	La.-Lafayette	4 3				96 H	Southern Ill.	10 6	177 N	Austin Peay	8 2
24 A	Baylor	0 5				96 H	Southern Ill.	10 11	179 H	Northern Ill.	7 3
24 A	Baylor	8 0				96 H	Southern Ill.	3 9	179 N	Northern Ill.	1 3
									186 H	Missouri St.	4 7
									186 H	Missouri St.	1 0
									186 H	Missouri St.	9 1
									202 N	Miami (OH)	16 1
									212 N	LIU Brooklyn	17 0
LAST 10 GAMES						87 A	Drake	6 5	44 A	DePaul	5 4
						87 A	Drake	1 4	186 H	Missouri St.	9 1
						87 A	Drake	3 4	186 H	Missouri St.	1 0
						115 H	Bradley	8 3	186 H	Missouri St.	4 7
						115 H	Bradley	5 0	179 H	Northern Ill.	7 3

Non-Div. I Games:

Illinois St.

S
o
u
t
h
F
l
a
.

S
o
u
t
h
F
l
a
.

South Fla.

RPI	S	Opponent	Score	
228	N	Middle Tenn.	13	0
228	N	Middle Tenn.	8	2

James Madison

J
a
m
e
s
M
a
d
i
s
o
n

J
a
m
e
s
M
a
d
i
s
o
n

Average RPI Win:		114	WON-LOST RECORD		WINNING PCT. RANK	LAST 10 GAMES		STRENGTH OF SCHEDULE		OPP. STRENGTH OF SCHEDULE	TEAM RPI	ADJ RPI	CONF. RPI	ADJ CONF. RPI			
Average RPI Loss:		48															
DIV. I ONLY			21-16-0		.56757	103	6-4-0		45		14	47	.5728	46	4	4	
DIV. I NON-CONF.			15-11-0		.57692	90	1-1-0		48		45	54	.56627	52	4	4	
TOTALS		RPI 1-25		RPI 26-50		W-L RECORDS		RPI 51-100		RPI 101-150		RPI 150+					
21-16-0		2-7-0		4-6-0		OVERALL		2-0-0		6-2-0		7-1-0					
7-4-0		1-2-0		3-1-0		HOME		0-0-0		3-1-0		0-0-0					
1-3-0		0-2-0		0-1-0		AWAY		0-0-0		1-0-0		0-0-0					
13-9-0		1-3-0		1-4-0		NEUTRAL		2-0-0		2-1-0		7-1-0					
15-11-0		1-3-0		2-5-0		NON-CONFERENCE		2-0-0		3-2-0		7-1-0					
1-1-0		0-0-0		1-0-0		HOME		0-0-0		0-1-0		0-0-0					
1-1-0		0-0-0		0-0-		AWAY		0-0-0		1-0-0		0-0-0					
13-9-0		1-3-0		1-4-0		NEUTRAL		2-0-0		2-1-0		7-1-0					
6-5-0		1-4-0		2-1-0		CONFERENCE		0-0-0		3-0-0		0-0-0					
6-3-0		1-2-0		2-1-0		HOME		0-0-0		3-0-0		0-0-0					
0-2-0		0-2-0		0-0-0		AWAY		0-0-0		0-0-0		0-0-0					
0-0-0		0-0-0		0-0-0		NEUTRAL		0-0-0		0-0-0		0-0-0					
RPI	S	Opponent		Score		RPI	S	Opponent		Score		RPI	S	Opponent		Score	
1	N	Oklahoma		4	7	29	N	Arizona		3	4	63	N	Saint Joseph's		4	0
8	N	Tennessee		3	2	33	H	Minnesota		6	2	79	N	Georgia Tech		3	2
14	N	California		0	2	33	H	Minnesota		4	2			Illinois		7	1
15	A	Nebraska		1	14	33	H	Minnesota		9	14			Cal Poly		10	0
15	A	Nebraska		4	5	36	N	Oregon St.		3	7			BYU		4	1
16	N	Stanford		2	5	36	N	Oregon St.		1	12			Loyola Chicago		0	1
22	H	Iowa		14	15	39	A	Georgia		5	6			Campbell		6	2
22	H	Iowa		7	12	40	N	San Diego St.		5	7			Boise St.		3	11
22	H	Iowa		11	3	47	N	South Carolina		3	1			Massachusetts		8	0
						48	H	Notre Dame		11	3			Loyola Marymount		7	3
														Loyola Marymount		1	2
														CSU Bakersfield		5	0
														Boston U.		5	0
														LIU Brooklyn		10	9
														Middle Tenn.		8	1
														Middle Tenn.		5	1
				LAST 10 GAMES													
				22	H	Iowa	11	3	102	H	Illinois	8	0				
				22	H	Iowa	14	15	102	H	Illinois	8	0				
				22	H	Iowa	7	12	133	H	Loyola Chicago	0	1				
				48	H	Notre Dame	11	3	33	H	Minnesota	4	2				
				102	H	Illinois	7	1	33	H	Minnesota	9	14				

Non-Div. I Games:

Northwestern

Average RPI Win: 117		WON-LOST	WINNING	LAST 10	STRENGTH OF		OPP. STRENGTH	TEAM	ADJ		CONF.	ADJ CONF.
Average RPI Loss: 42		RECORD	PCT. RANK	GAMES	SCHEDULE		OF SCHEDULE	RPI	RPI		RPI	RPI
DIV. I ONLY		22-19-0	.53659	118	4-6-0		21	34	40		.57144	47
DIV. I NON-CONF.		20-6-0	.76923	28	3-0-0		121	102	37		.57512	41
TOTALS		RPI 1-25	RPI 26-50		W-L RECORDS		RPI 51-100		RPI 101-150		RPI 150+	
22-19-0		1-11-0	1-4-0		OVERALL		9-2-0		6-1-0		5-1-0	
4-8-0		0-6-0	1-2-0		HOME		0-0-0		3-0-0		0-0-0	
6-8-0		1-5-0	0-1-0		AWAY		4-2-0		1-0-0		0-0-0	
12-3-0		0-0-0	0-1-0		NEUTRAL		5-0-0		2-1-0		5-1-0	
20-6-0		0-0-0	0-2-0		NON-CONFERENCE		9-2-0		6-1-0		5-1-0	
3-0-0		0-0-0	0-0-0		HOME		0-0-0		3-0-0		0-0-0	
5-3-0		0-0-0	0-0-		AWAY		4-2-0		1-0-0		0-0-0	
12-3-0		0-0-0	0-1-0		NEUTRAL		5-0-0		2-1-0		5-1-0	
2-13-0		1-11-0	1-2-0		CONFERENCE		0-0-0		0-0-0		0-0-0	
1-8-0		0-6-0	1-2-0		HOME		0-0-0		0-0-0		0-0-0	
1-5-0		1-5-0	0-0-0		AWAY		0-0-0		0-0-0		0-0-0	
0-0-0		0-0-0	0-0-0		NEUTRAL		0-0-0		0-0-0		0-0-0	
RPI S	Opponent	Score	RPI S	Opponent	Score	RPI S	Opponent	Score	RPI S	Opponent	Score	
5 H	Alabama	6 7	39 H	Georgia	6 2	53 N	Kennesaw St.	12 3	104 H	Appalachian St.	5 0	
5 H	Alabama	4 6	39 H	Georgia	6 7	68 A	UCF	1 3	106 H	Coastal Caro.	5 3	
5 H	Alabama	3 5	39 H	Georgia	0 2	71 N	FIU	8 0	106 H	Coastal Caro.	10 2	
7 H	Kentucky	1 3	42 A	South Fla.	3 5	80 A	Ga. Southern	7 2	128 N	Penn St.	4 3	
7 H	Kentucky	4 9	46 N	Northwestern	1 3	87 A	Furman	6 5	131 N	Villanova	4 1	
7 H	Kentucky	3 4				87 A	Furman	6 8	140 A	Campbell	2 1	
9 A	LSU	0 6				93 N	Michigan St.	12 5	141 N	Texas-Arlington	6 9	
9 A	LSU	0 4				93 N	Michigan St.	11 3	162 N	Massachusetts	13 4	
9 A	LSU	4 1				97 A	Stetson	14 4	172 N	Radford	9 0	
18 A	Missouri	0 8				97 A	Stetson	15 7	214 N	Buffalo	8 0	
18 A	Missouri	2 10				97 N	Stetson	8 3	230 N	Charleston So.	17 3	
18 A	Missouri	3 12							232 N	Florida A&M	4 5	
									263 N	Alabama St.	29 0	
LAST 10 GAMES												
39 H	Georgia	0 2	7 H	Kentucky	3 4							
39 H	Georgia	6 7	7 H	Kentucky	4 9							
39 H	Georgia	6 2	7 H	Kentucky	1 3							
106 H	Coastal Caro.	10 2	104 H	Appalachian St.	5 0							
106 H	Coastal Caro.	5 3	18 A	Missouri	3 12							

Non-Div. I Games:

South Carolina

RPI	S	Opponent	Score	
260	N	Iona	12	0

Notre Dame

N
o
t
r
e
D
a
m
e

N
o
t
r
e
D
a
m
e

Average RPI Win:	135	WON-LOST RECORD	WINNING PCT. RANK	LAST 10 GAMES	STRENGTH OF SCHEDULE	OPP. STRENGTH OF SCHEDULE	TEAM RPI	ADJ RPI	CONF. RPI	ADJ CONF. RPI					
DIV. I ONLY		24-19-0	.55814	108	7-3-0	28	83	46	.56674	49	7	9			
DIV. I NON-CONF.		13-12-0	.52	129	2-2-0	78	55	86	.53299	86	11	11			
<hr/>															
TOTALS	RPI 1-25	RPI 26-50		W-L RECORDS		RPI 51-100		RPI 101-150		RPI 150+					
24-19-0	1-3-0	3-6-0		OVERALL		6-8-0		0-1-0		14-1-0					
8-8-0	0-1-0	2-1-0		HOME		2-5-0		0-0-0		4-1-0					
10-8-0	0-1-0	1-3-0		AWAY		4-2-0		0-1-0		5-0-0					
6-3-0	1-1-0	0-1-0		NEUTRAL		0-1-0		0-0-0		5-0-0					
13-12-0	1-3-0	1-5-0		NON-CONFERENCE		0-2-0		0-1-0		11-1-0					
4-3-0	0-1-0	0-0-0		HOME		0-1-0		0-0-0		4-1-0					
3-6-0	0-1-0	1-0-		AWAY		0-0-0		0-1-0		2-0-0					
6-3-0	1-1-0	0-1-0		NEUTRAL		0-1-0		0-0-0		5-0-0					
11-7-0	0-0-0	2-1-0		CONFERENCE		6-6-0		0-0-0		3-0-0					
4-5-0	0-0-0	2-1-0		HOME		2-4-0		0-0-0		0-0-0					
7-2-0	0-0-0	0-0-0		AWAY		4-2-0		0-0-0		3-0-0					
0-0-0	0-0-0	0-0-0		NEUTRAL		0-0-0		0-0-0		0-0-0					
<hr/>															
RPI S	Opponent	Score		RPI S	Opponent	Score		RPI S	Opponent	Score		RPI S	Opponent	Score	
7 H	Kentucky	1	8	28 A	Mississippi St.	3	4	52 A	FGCU	5	3	132 A	Chattanooga	0	1
8 A	Tennessee	0	6	30 A	UAB	0	1	52 A	FGCU	6	1	168 N	Ohio	6	0
21 N	La.-Lafayette	2	5	30 A	UAB	1	8	52 A	FGCU	7	5	177 A	Austin Peay	15	0
22 N	Iowa	4	0	34 N	Western Ky.	1	5	53 H	Kennesaw St.	3	6	177 A	Austin Peay	8	6
				38 H	USC Upstate	3	2	53 H	Kennesaw St.	0	2	178 N	Texas St.	7	3
				38 H	USC Upstate	1	4	53 H	Kennesaw St.	4	3	181 H	Tennessee Tech	6	5
				38 H	USC Upstate	5	1	55 H	North Florida	8	0	181 H	Tennessee Tech	6	3
				45 A	Houston	4	2	55 H	North Florida	1	5	186 N	Missouri St.	4	2
				45 A	Houston	1	10	55 H	North Florida	4	5	201 H	Belmont	7	1
								59 A	Jacksonville	3	4	201 H	Belmont	4	3
								59 A	Jacksonville	1	3	202 N	Miami (OH)	11	9
								59 A	Jacksonville	4	3	221 A	East Tenn. St.	8	0
								66 H	IPFW	1	5	221 A	East Tenn. St.	7	0
								86 N	Northwestern St.	1	2	221 A	East Tenn. St.	2	0
												233 H	Wright St.	9	11
												269 N	Niagara	17	1
<hr/>															
				LAST 10 GAMES											
				38 H	USC Upstate	3	2	221 A	East Tenn. St.	7	0				
				38 H	USC Upstate	1	4	221 A	East Tenn. St.	2	0				
				38 H	USC Upstate	5	1	221 A	East Tenn. St.	8	0				
				201 H	Belmont	7	1	30 A	UAB	1	8				
				201 H	Belmont	4	3	30 A	UAB	0	1				

Non-Div. I Games:

Lipscomb

Average RPI Win: 167		WON-LOST	WINNING	LAST 10	STRENGTH OF		OPP. STRENGTH	TEAM	ADJ		CONF.	ADJ CONF.			
Average RPI Loss: 80		RECORD	PCT. RANK	GAMES	SCHEDULE		OF SCHEDULE	RPI	RPI		RPI	RPI			
DIV. I ONLY		28-11-0	.71795	39	9-1-0		106	183	53		.56488	50			
DIV. I NON-CONF.		15-11-0	.57692	90	1-1-0		54	179	66		.5492	66			
TOTALS		RPI 1-25	RPI 26-50		W-L RECORDS		RPI 51-100		RPI 101-150		RPI 150+				
28-11-0		1-1-0	1-0-0		OVERALL		3-9-0		4-0-0		19-1-0				
5-0-0		0-0-0	0-0-0		HOME		0-0-0		0-0-0		5-0-0				
10-4-0		0-0-0	0-0-0		AWAY		1-4-0		3-0-0		6-0-0				
13-7-0		1-1-0	1-0-0		NEUTRAL		2-5-0		1-0-0		8-1-0				
15-11-0		1-1-0	1-0-0		NON-CONFERENCE		3-9-0		2-0-0		8-1-0				
1-0-0		0-0-0	0-0-0		HOME		0-0-0		0-0-0		1-0-0				
2-4-0		0-0-0	0-0-		AWAY		1-4-0		1-0-0		0-0-0				
12-7-0		1-1-0	1-0-0		NEUTRAL		2-5-0		1-0-0		7-1-0				
13-0-0		0-0-0	0-0-0		CONFERENCE		0-0-0		2-0-0		11-0-0				
4-0-0		0-0-0	0-0-0		HOME		0-0-0		0-0-0		4-0-0				
8-0-0		0-0-0	0-0-0		AWAY		0-0-0		2-0-0		6-0-0				
1-0-0		0-0-0	0-0-0		NEUTRAL		0-0-0		0-0-0		1-0-0				
RPI S	Opponent	Score		RPI S	Opponent	Score		RPI S	Opponent	Score		RPI S	Opponent	Score	
22 N	Iowa	7	5	35 N	North Carolina	3	1	54 N	Kansas	7	8	130 A	Bowling Green	4	1
25 N	Wisconsin	7	8					59 N	Jacksonville	5	7	130 A	Bowling Green	3	1
								64 N	Creighton	1	7	136 A	Fla. Atlantic	2	0
								66 A	IPFW	3	1	143 N	Stony Brook	5	2
								66 A	IPFW	1	3	158 H	Western Mich.	10	4
								71 A	FIU	2	4	158 H	Western Mich.	13	0
								71 A	FIU	4	6	166 N	UNI	9	3
								74 N	UT Martin	2	0	168 A	Ohio	9	7
								78 A	Central Ark.	0	6	168 A	Ohio	8	4
								93 N	Michigan St.	7	2	179 H	Northern Ill.	5	3
								93 N	Michigan St.	2	4	179 H	Northern Ill.	9	2
								95 N	Eastern Ky.	6	8	181 N	Tennessee Tech	10	0
												182 A	Akron	5	0
												182 A	Akron	11	6
												193 N	Marist	15	5
												198 N	Eastern Mich.	9	1
												199 N	Harvard	6	7
												217 H	Butler	11	2
												222 N	IUPUI	15	5
												232 N	Florida A&M	9	0
												255 A	Toledo	10	7
												255 A	Toledo	14	5
												270 N	Ark.-Pine Bluff	14	0
												285 N	Grambling	20	3
				LAST 10 GAMES											
				168 A	Ohio	8	4	158 H	Western Mich.	10	4				
				168 A	Ohio	9	7	158 H	Western Mich.	13	0				
				182 A	Akron	5	0	179 H	Northern Ill.	5	3				
				182 A	Akron	11	6	179 H	Northern Ill.	9	2				
				217 H	Butler	11	2	66 A	IPFW	1	3				

Non-Div. I Games:

Ball St.

Average RPI Win: 141		WON-LOST	WINNING	LAST 10	STRENGTH OF		OPP. STRENGTH	TEAM	ADJ		CONF.	ADJ CONF.
Average RPI Loss: 66		RECORD	PCT. RANK	GAMES	SCHEDULE		OF SCHEDULE	RPI	RPI		RPI	RPI
DIV. I ONLY		27-20-0	.57447	96	1-9-0		41	100	55		.5631	51
DIV. I NON-CONF.		26-12-0	.68421	53	0-1-0		79	153	45		.57	48
TOTALS		RPI 1-25	RPI 26-50		W-L RECORDS		RPI 51-100		RPI 101-150		RPI 150+	
27-20-0		0-5-0	1-2-0		OVERALL		7-11-0		5-1-0		14-1-0	
9-9-0		0-3-0	0-0-0		HOME		2-5-0		2-0-0		5-1-0	
4-4-0		0-0-0	0-0-0		AWAY		3-4-0		0-0-0		1-0-0	
14-7-0		0-2-0	1-2-0		NEUTRAL		2-2-0		3-1-0		8-0-0	
26-12-0		0-2-0	1-2-0		NON-CONFERENCE		6-6-0		5-1-0		14-1-0	
9-3-0		0-0-0	0-0-0		HOME		2-2-0		2-0-0		5-1-0	
3-2-0		0-0-0	0-0-		AWAY		2-2-0		0-0-0		1-0-0	
14-7-0		0-2-0	1-2-0		NEUTRAL		2-2-0		3-1-0		8-0-0	
1-8-0		0-3-0	0-0-0		CONFERENCE		1-5-0		0-0-0		0-0-0	
0-6-0		0-3-0	0-0-0		HOME		0-3-0		0-0-0		0-0-0	
1-2-0		0-0-0	0-0-0		AWAY		1-2-0		0-0-0		0-0-0	
0-0-0		0-0-0	0-0-0		NEUTRAL		0-0-0		0-0-0		0-0-0	
RPI S	Opponent	Score	RPI S	Opponent	Score	RPI S	Opponent	Score	RPI S	Opponent	Score	
1 H	Oklahoma	0 9	33 N	Minnesota	5 3	54 H	Kansas	0 4	128 N	Penn St.	14 3	
1 H	Oklahoma	0 6	40 N	San Diego St.	0 3	54 H	Kansas	3 4	135 H	Troy	15 0	
1 H	Oklahoma	7 13	44 N	DePaul	1 5	54 H	Kansas	0 3	135 H	Troy	11 3	
13 N	Louisville	6 10				66 H	IPFW	4 5	141 N	Texas-Arlington	2 0	
23 N	Tulsa	1 5				66 H	IPFW	12 4	148 N	Boise St.	3 2	
						68 N	UCF	12 4	148 N	Boise St.	2 4	
						70 A	New Mexico St.	5 3	159 H	UMKC	16 8	
						77 A	Oklahoma St.	1 2	159 H	UMKC	9 1	
						77 A	Oklahoma St.	10 0	159 H	UMKC	8 0	
						77 A	Oklahoma St.	1 4	159 N	UMKC	11 3	
						84 N	North Texas	3 5	159 N	UMKC	14 2	
						85 H	McNeese St.	3 2	169 N	Fairfield	8 5	
						85 H	McNeese St.	0 1	169 N	Fairfield	9 2	
						90 A	Sam Houston St.	0 4	178 A	Texas St.	6 1	
						90 N	Sam Houston St.	8 3	189 N	Seton Hall	7 4	
						99 N	Colorado St.	4 6	193 N	Marist	6 0	
						100 A	UNLV	10 6	209 N	Bryant	7 1	
						100 A	UNLV	3 5	210 H	Jackson St.	2 4	
									210 H	Jackson St.	18 0	
									213 H	Northern Colo.	8 7	
									214 N	Buffalo	8 0	
LAST 10 GAMES												
1 H	Oklahoma	7 13	54 H	Kansas	3 4							
1 H	Oklahoma	0 6	77 A	Oklahoma St.	1 4							
1 H	Oklahoma	0 9	77 A	Oklahoma St.	1 2							
54 H	Kansas	0 4	77 A	Oklahoma St.	10 0							
54 H	Kansas	0 3	148 N	Boise St.	2 4							

Non-Div. I Games:

Texas Tech

Average RPI Win: 143		WON-LOST	WINNING	LAST 10	STRENGTH OF		OPP. STRENGTH	TEAM	ADJ		CONF.	ADJ CONF.
Average RPI Loss: 63		RECORD	PCT. RANK	GAMES	SCHEDULE		OF SCHEDULE	RPI	RPI		RPI	RPI
DIV. I ONLY		27-16-0	.62791	71	4-6-0		58	109	51		.56093	53
DIV. I NON-CONF.		16-6-0	.72727	43	0-1-0		139	138	53		.56019	55
TOTALS		RPI 1-25	RPI 26-50		W-L RECORDS		RPI 51-100		RPI 101-150		RPI 150+	
27-16-0		0-0-0	2-6-0		OVERALL		9-9-0		4-1-0		12-0-0	
17-8-0		0-0-0	0-4-0		HOME		3-4-0		4-0-0		10-0-0	
7-7-0		0-0-0	2-0-0		AWAY		5-4-0		0-1-0		0-0-0	
3-1-0		0-0-0	0-1-0		NEUTRAL		1-0-0		0-0-0		2-0-0	
16-6-0		0-0-0	0-2-0		NON-CONFERENCE		5-4-0		2-0-0		9-0-0	
10-4-0		0-0-0	0-1-0		HOME		1-3-0		2-0-0		7-0-0	
3-1-0		0-0-0	0-0-		AWAY		3-1-0		0-0-0		0-0-0	
3-1-0		0-0-0	0-1-0		NEUTRAL		1-0-0		0-0-0		2-0-0	
11-10-0		0-0-0	2-4-0		CONFERENCE		4-5-0		2-1-0		3-0-0	
7-4-0		0-0-0	0-3-0		HOME		2-1-0		2-0-0		3-0-0	
4-6-0		0-0-0	2-1-0		AWAY		2-4-0		0-1-0		0-0-0	
0-0-0		0-0-0	0-0-0		NEUTRAL		0-0-0		0-0-0		0-0-0	
RPI S	Opponent	Score	RPI S	Opponent	Score	RPI S	Opponent	Score	RPI S	Opponent	Score	
			27 H	Virginia Tech	3 4	52 H	FGCU	4 1	106 H	Coastal Caro.	1 0	
			38 H	USC Upstate	0 10	52 H	FGCU	3 11	130 H	Bowling Green	5 0	
			38 H	USC Upstate	3 4	52 H	FGCU	3 2	144 A	Mercer	2 4	
			38 H	USC Upstate	5 7	55 A	North Florida	4 3	144 H	Mercer	3 0	
			47 N	South Carolina	3 12	55 A	North Florida	2 4	144 H	Mercer	2 1	
			49 A	Lipscomb	2 0	55 A	North Florida	1 2	167 H	Samford	3 2	
			49 A	Lipscomb	3 4	57 H	SIU Edwardsville	1 0	181 H	Tennessee Tech	3 0	
			49 A	Lipscomb	6 3	61 A	Georgia St.	0 1	186 H	Missouri St.	12 8	
						61 H	Georgia St.	3 7	198 H	Eastern Mich.	6 5	
						71 N	FIU	5 2	198 H	Eastern Mich.	7 0	
						74 H	UT Martin	4 5	217 H	Butler	6 2	
						79 H	Georgia Tech	3 17	222 H	IUPUI	1 0	
						80 A	Ga. Southern	6 2	239 H	Northern Ky.	3 0	
						87 A	Furman	1 0	239 H	Northern Ky.	1 0	
						87 A	Furman	4 3	239 H	Northern Ky.	2 1	
						97 A	Stetson	2 4	263 N	Alabama St.	4 2	
						97 A	Stetson	11 8	263 N	Alabama St.	5 0	
						97 A	Stetson	0 8				
LAST 10 GAMES												
			97 A	Stetson	2 4	52 H	FGCU	4 1				
			97 A	Stetson	0 8	55 A	North Florida	2 4				
			97 A	Stetson	11 8	55 A	North Florida	1 2				
			52 H	FGCU	3 2	55 A	North Florida	4 3				
			52 H	FGCU	3 11	61 H	Georgia St.	3 7				

Non-Div. I Games:

Kennesaw St.

Average RPI Win: 142		WON-LOST	WINNING	LAST 10	STRENGTH OF		OPP. STRENGTH	TEAM	ADJ	CONF.	ADJ CONF.
Average RPI Loss: 78		RECORD	PCT. RANK	GAMES	SCHEDULE		OF SCHEDULE	RPI	RPI	RPI	RPI
DIV. I ONLY		26-11-0	.7027	42	5-5-0		128	75	54	.56079	54
DIV. I NON-CONF.		23-8-0	.74194	37	2-2-0		220	112	73	.54369	71
TOTALS		RPI 1-25	RPI 26-50		W-L RECORDS		RPI 51-100		RPI 101-150		RPI 150+
26-11-0		0-3-0	2-2-0		OVERALL		8-2-0		4-2-0		12-2-0
0-3-0		0-3-0	0-0-0		HOME		0-0-0		0-0-0		0-0-0
8-5-0		0-0-0	0-1-0		AWAY		6-2-0		1-0-0		1-2-0
18-3-0		0-0-0	2-1-0		NEUTRAL		2-0-0		3-2-0		11-0-0
23-8-0		0-0-0	2-2-0		NON-CONFERENCE		5-2-0		4-2-0		12-2-0
0-0-0		0-0-0	0-0-0		HOME		0-0-0		0-0-0		0-0-0
5-5-0		0-0-0	0-0-		AWAY		3-2-0		1-0-0		1-2-0
18-3-0		0-0-0	2-1-0		NEUTRAL		2-0-0		3-2-0		11-0-0
3-3-0		0-3-0	0-0-0		CONFERENCE		3-0-0		0-0-0		0-0-0
0-3-0		0-3-0	0-0-0		HOME		0-0-0		0-0-0		0-0-0
3-0-0		0-0-0	0-0-0		AWAY		3-0-0		0-0-0		0-0-0
0-0-0		0-0-0	0-0-0		NEUTRAL		0-0-0		0-0-0		0-0-0
RPI S	Opponent	Score	RPI S	Opponent	Score	RPI S	Opponent	Score	RPI S	Opponent	Score
3	H Texas	0 5	37	A North Carolina St.	2 5	51	A Texas Tech	4 3	109	N Fresno St.	2 3
3	H Texas	4 5	37	N North Carolina St.	8 0	51	A Texas Tech	4 0	112	N New Mexico	1 2
3	H Texas	4 16	37	N North Carolina St.	2 3	51	A Texas Tech	3 0	132	N Chattanooga	6 1
			50	N Ball St.	8 7	65	A Auburn	5 8	136	A Fla. Atlantic	10 0
						65	N Auburn	11 10	143	N Stony Brook	7 1
						71	A FIU	6 3	143	N Stony Brook	12 0
						87	A Furman	11 1	152	N St. Mary's (CA)	3 1
						87	A Furman	0 2	154	N Georgetown	9 1
						87	A Furman	4 0	154	N Georgetown	5 2
						93	N Michigan St.	1 0	161	N La.-Monroe	6 0
									178	N Texas St.	4 2
									185	A Sacramento St.	0 1
									198	N Eastern Mich.	10 0
									209	N Bryant	10 2
									218	A A&M-Corpus Christi	11 3
									218	A A&M-Corpus Christi	0 1
									229	N Indiana St.	8 0
									271	N N.C. A&T	17 0
									278	N Lafayette	20 0
									282	N Southern U.	14 0
			LAST 10 GAMES								
			87	A Furman	11 1	51	A Texas Tech	4 3			
			87	A Furman	4 0	3	H Texas	4 5			
			87	A Furman	0 2	3	H Texas	4 16			
			51	A Texas Tech	4 0	3	H Texas	0 5			
			51	A Texas Tech	3 0	185	A Sacramento St.	0 1			

Non-Div. I Games:

Kansas

Average RPI Win:	168	WON-LOST	WINNING	LAST 10	STRENGTH OF	OPP. STRENGTH	TEAM	ADJ	CONF.	ADJ CONF.		
Average RPI Loss:	74	RECORD	PCT. RANK	GAMES	SCHEDULE	OF SCHEDULE	RPI	RPI	RPI	RPI		
DIV. I ONLY		33-11-0	.75	26	9-1-0	152	136	52	.55901	55	7	9
DIV. I NON-CONF.		22-7-0	.75862	32	1-0-0	232	184	76	.5357	80	11	11
<hr/>												
TOTALS	RPI 1-25	RPI 26-50		W-L RECORDS		RPI 51-100		RPI 101-150		RPI 150+		
33-11-0	0-0-0	3-6-0		OVERALL		3-3-0		9-0-0		18-2-0		
19-4-0	0-0-0	0-0-0		HOME		2-3-0		5-0-0		12-1-0		
6-4-0	0-0-0	3-4-0		AWAY		1-0-0		2-0-0		0-0-0		
8-3-0	0-0-0	0-2-0		NEUTRAL		0-0-0		2-0-0		6-1-0		
22-7-0	0-0-0	0-3-0		NON-CONFERENCE		1-2-0		6-0-0		15-2-0		
11-3-0	0-0-0	0-0-0		HOME		0-2-0		2-0-0		9-1-0		
3-1-0	0-0-0	0-0-		AWAY		1-0-0		2-0-0		0-0-0		
8-3-0	0-0-0	0-2-0		NEUTRAL		0-0-0		2-0-0		6-1-0		
11-4-0	0-0-0	3-3-0		CONFERENCE		2-1-0		3-0-0		3-0-0		
8-1-0	0-0-0	0-0-0		HOME		2-1-0		3-0-0		3-0-0		
3-3-0	0-0-0	3-3-0		AWAY		0-0-0		0-0-0		0-0-0		
0-0-0	0-0-0	0-0-0		NEUTRAL		0-0-0		0-0-0		0-0-0		
RPI	S	Opponent	Score	RPI	S	Opponent	Score	RPI	S	Opponent	Score	
26	A	Florida St.	1 3	53	H	Kennesaw St.	2 1	103	H	Monmouth	4 3	
27	N	Virginia Tech	1 3	53	H	Kennesaw St.	4 2	103	H	Monmouth	2 0	
27	N	Virginia Tech	3 5	53	H	Kennesaw St.	3 4	123	N	Connecticut	1 0	
38	A	USC Upstate	1 0	68	A	UCF	2 0	135	A	Troy	3 2	
38	A	USC Upstate	0 5	71	H	FIU	3 6	135	N	Troy	7 6	
38	A	USC Upstate	0 13	71	H	FIU	3 6	136	A	Fla. Atlantic	5 0	
49	A	Lipscomb	0 8					144	H	Mercer	5 4	
49	A	Lipscomb	5 1					144	H	Mercer	12 3	
49	A	Lipscomb	5 4					144	H	Mercer	5 4	
								155	N	Evansville	7 2	
								165	N	Providence	2 1	
								174	N	Towson	8 0	
								179	N	Northern Ill.	2 4	
								183	H	Princeton	2 0	
								183	H	Princeton	9 1	
								221	H	East Tenn. St.	10 0	
								221	H	East Tenn. St.	1 0	
								221	H	East Tenn. St.	5 1	
								232	H	Florida A&M	4 7	
								232	N	Florida A&M	6 0	
								244	H	Bethune-Cookman	4 2	
								244	N	Bethune-Cookman	3 1	
								244	N	Bethune-Cookman	5 3	
								249	H	Mt. St. Mary's	9 0	
								249	H	Mt. St. Mary's	8 0	
								267	H	St. Bonaventure	8 4	
								267	H	St. Bonaventure	4 1	
LAST 10 GAMES												
144	H	Mercer	5 4	53	H	Kennesaw St.	2 1	244	N	Bethune-Cookman	5 3	
144	H	Mercer	5 4	53	H	Kennesaw St.	3 4	249	H	Mt. St. Mary's	9 0	
144	H	Mercer	12 3	221	H	East Tenn. St.	1 0	249	H	Mt. St. Mary's	8 0	
244	H	Bethune-Cookman	4 2	221	H	East Tenn. St.	5 1	267	H	St. Bonaventure	8 4	
53	H	Kennesaw St.	4 2	221	H	East Tenn. St.	10 0	267	H	St. Bonaventure	4 1	

Non-Div. I Games:

North Florida

RPI	S	Opponent	Score	
274	H	Delaware St.	2	0
276	H	Oakland	3	2

North Florida

N
o
r
t
h
F
l
o
r
i
d
a

N
o
r
t
h
F
l
o
r
i
d
a

Average RPI Win: 103		WON-LOST	WINNING	LAST 10	STRENGTH OF		OPP. STRENGTH	TEAM	ADJ		CONF.	ADJ CONF.			
Average RPI Loss: 60		RECORD	PCT. RANK	GAMES	SCHEDULE		OF SCHEDULE	RPI	RPI		RPI	RPI			
DIV. I ONLY		17-25-0	.40476	197	2-8-0		13	45	68	.55823	56	9	7		
DIV. I NON-CONF.		13-17-0	.43333	181	0-1-0		4	20	57	.56995	49	8	8		
TOTALS		RPI 1-25	RPI 26-50		W-L RECORDS		RPI 51-100		RPI 101-150		RPI 150+				
17-25-0		4-10-0	2-4-0		OVERALL		3-4-0		3-5-0		5-2-0				
10-16-0		3-8-0	2-2-0		HOME		1-2-0		1-3-0		3-1-0				
4-3-0		1-0-0	0-0-0		AWAY		1-2-0		2-1-0		0-0-0				
3-6-0		0-2-0	0-2-0		NEUTRAL		1-0-0		0-1-0		2-1-0				
13-17-0		3-8-0	2-4-0		NON-CONFERENCE		2-2-0		1-1-0		5-2-0				
9-11-0		2-6-0	2-2-0		HOME		1-2-0		1-0-0		3-1-0				
1-0-0		1-0-0	0-0-		AWAY		0-0-0		0-0-0		0-0-0				
3-6-0		0-2-0	0-2-0		NEUTRAL		1-0-0		0-1-0		2-1-0				
4-8-0		1-2-0	0-0-0		CONFERENCE		1-2-0		2-4-0		0-0-0				
1-5-0		1-2-0	0-0-0		HOME		0-0-0		0-3-0		0-0-0				
3-3-0		0-0-0	0-0-0		AWAY		1-2-0		2-1-0		0-0-0				
0-0-0		0-0-0	0-0-0		NEUTRAL		0-0-0		0-0-0		0-0-0				
RPI S	Opponent	Score		RPI S	Opponent	Score		RPI S	Opponent	Score		RPI S	Opponent	Score	
1 H	Oklahoma	0	9	27 H	Virginia Tech	7	3	72 A	Long Beach St.	4	1	111 A	UC Santa Barbara	6	3
4 N	Oregon	0	6	27 N	Virginia Tech	2	3	72 A	Long Beach St.	0	1	111 A	UC Santa Barbara	6	8
6 H	Arizona St.	0	9	36 N	Oregon St.	5	9	72 A	Long Beach St.	4	7	111 A	UC Santa Barbara	3	0
8 N	Tennessee	0	5	40 H	San Diego St.	1	2	82 H	Utah	0	1	112 H	Cal Poly	2	3
16 H	Stanford	1	14	44 H	DePaul	6	0	82 N	Utah	8	0	112 H	Cal Poly	0	1
18 H	Missouri	0	7	48 H	Notre Dame	0	3	85 H	McNeese St.	1	5	112 H	Cal Poly	0	4
18 H	Missouri	5	4					85 H	McNeese St.	1	0	118 H	Indiana	8	2
19 A	UCLA	11	5									127 N	BYU	3	4
20 H	Hawaii	4	8									153 N	Portland St.	2	3
20 H	Hawaii	11	3									164 N	Loyola Marymount	7	1
20 H	Hawaii	2	14									176 H	Southern Miss.	4	2
22 H	Iowa	0	7									176 H	Southern Miss.	1	3
25 H	Wisconsin	0	1									194 H	Idaho St.	5	1
25 H	Wisconsin	6	4									230 H	Charleston So.	10	2
												262 N	Weber St.	5	0
LAST 10 GAMES															
20 H	Hawaii	11	3	72 A	Long Beach St.	4	1								
20 H	Hawaii	2	14	72 A	Long Beach St.	0	1								
20 H	Hawaii	4	8	112 H	Cal Poly	0	4								
40 H	San Diego St.	1	2	112 H	Cal Poly	0	1								
72 A	Long Beach St.	4	7	112 H	Cal Poly	2	3								

Non-Div. I Games:

Cal St. Fullerton

RPI	S	Opponent	Score	
273	N	Detroit	5	2

Neb. Omaha

N
e
b
.
O
m
a
h
a

N
e
b
.
O
m
a
h
a

Average RPI Win: 174		WON-LOST	WINNING	LAST 10	STRENGTH OF		OPP. STRENGTH	TEAM	ADJ	CONF.	ADJ CONF.
Average RPI Loss: 59		RECORD	PCT. RANK	GAMES	SCHEDULE		OF SCHEDULE	RPI	RPI	RPI	RPI
DIV. I ONLY		30-15-0	.66667	53	5-5-0		108	103	58	.55563	59
DIV. I NON-CONF.		19-7-0	.73077	40	1-0-0		105	133	43	.5721	44
TOTALS		RPI 1-25	RPI 26-50		W-L RECORDS		RPI 51-100		RPI 101-150		RPI 150+
30-15-0		0-3-0	3-4-0		OVERALL		3-7-0		6-0-0		18-1-0
12-8-0		0-3-0	2-3-0		HOME		2-2-0		2-0-0		6-0-0
12-6-0		0-0-0	0-1-0		AWAY		0-5-0		4-0-0		8-0-0
6-1-0		0-0-0	1-0-0		NEUTRAL		1-0-0		0-0-0		4-1-0
19-7-0		0-3-0	1-1-0		NON-CONFERENCE		3-2-0		3-0-0		12-1-0
10-3-0		0-3-0	0-0-0		HOME		2-0-0		2-0-0		6-0-0
3-3-0		0-0-0	0-0-		AWAY		0-2-0		1-0-0		2-0-0
6-1-0		0-0-0	1-0-0		NEUTRAL		1-0-0		0-0-0		4-1-0
11-8-0		0-0-0	2-3-0		CONFERENCE		0-5-0		3-0-0		6-0-0
2-5-0		0-0-0	2-3-0		HOME		0-2-0		0-0-0		0-0-0
9-3-0		0-0-0	0-0-0		AWAY		0-3-0		3-0-0		6-0-0
0-0-0		0-0-0	0-0-0		NEUTRAL		0-0-0		0-0-0		0-0-0
RPI S	Opponent	Score	RPI S	Opponent	Score	RPI S	Opponent	Score	RPI S	Opponent	Score
2 H	Florida	3 11	26 A	Florida St.	0 8	52 A	FGCU	5 6	136 A	Fla. Atlantic	3 2
13 H	Louisville	0 9	38 H	USC Upstate	2 7	52 A	FGCU	9 10	143 H	Stony Brook	6 1
17 H	South Ala.	0 7	38 H	USC Upstate	7 12	52 A	FGCU	5 7	143 H	Stony Brook	9 1
			49 H	Lipscomb	3 1	60 H	Ohio St.	4 2	144 A	Mercer	6 0
			49 H	Lipscomb	4 3	75 H	Delaware	8 2	144 A	Mercer	11 1
			49 H	Lipscomb	3 4	80 A	Ga. Southern	3 5	144 A	Mercer	8 0
			50 N	Ball St.	7 5	80 A	Ga. Southern	5 9	188 H	Elon	7 2
						93 N	Michigan St.	5 2	188 H	Elon	11 1
						97 H	Stetson	1 3	189 H	Seton Hall	10 2
						97 H	Stetson	1 5	198 N	Eastern Mich.	0 8
									199 N	Harvard	5 1
									203 H	Cornell	5 4
									203 H	Cornell	8 0
									221 A	East Tenn. St.	4 0
									221 A	East Tenn. St.	9 8
									221 A	East Tenn. St.	3 2
									232 A	Florida A&M	6 4
									232 N	Florida A&M	5 2
									232 N	Florida A&M	4 1
									239 A	Northern Ky.	4 2
									239 A	Northern Ky.	6 0
									239 A	Northern Ky.	6 4
									244 A	Bethune-Cookman	1 0
									244 H	Bethune-Cookman	3 2
									244 N	Bethune-Cookman	2 0
			LAST 10 GAMES								
			52 A	FGCU	5 7	239 A	Northern Ky.	6 0			
			52 A	FGCU	9 10	239 A	Northern Ky.	4 2			
			52 A	FGCU	5 6	239 A	Northern Ky.	6 4			
			97 H	Stetson	1 5	244 A	Bethune-Cookman	1 0			
			97 H	Stetson	1 3	144 A	Mercer	11 1			

Non-Div. I Games:

Jacksonville

Average RPI Win: 138		WON-LOST RECORD		WINNING PCT. RANK		LAST 10 GAMES		STRENGTH OF SCHEDULE		OPP. STRENGTH OF SCHEDULE		TEAM RPI		ADJ RPI		CONF. RPI		ADJ CONF. RPI					
DIV. I ONLY		27-16-0		.62791 71		5-5-0		99		103		64		.55506 61		12		12					
DIV. I NON-CONF.		20-11-0		.64516 62		2-2-0		64		120		48		.56968 50		12		13					
TOTALS		RPI 1-25		RPI 26-50		W-L RECORDS		RPI 51-100		RPI 101-150		RPI 150+											
27-16-0		0-2-0		2-3-0		OVERALL		9-3-0		5-2-0		11-6-0											
15-7-0		0-0-0		1-0-0		HOME		5-2-0		0-1-0		9-4-0											
7-6-0		0-1-0		1-3-0		AWAY		2-0-0		3-0-0		1-2-0											
5-3-0		0-1-0		0-0-0		NEUTRAL		2-1-0		2-1-0		1-0-0											
20-11-0		0-2-0		1-1-0		NON-CONFERENCE		9-3-0		5-2-0		5-3-0											
10-6-0		0-0-0		1-0-0		HOME		5-2-0		0-1-0		4-3-0											
5-2-0		0-1-0		0-0-		AWAY		2-0-0		3-0-0		0-0-0											
5-3-0		0-1-0		0-0-0		NEUTRAL		2-1-0		2-1-0		1-0-0											
7-5-0		0-0-0		1-2-0		CONFERENCE		0-0-0		0-0-0		6-3-0											
5-1-0		0-0-0		0-0-0		HOME		0-0-0		0-0-0		5-1-0											
2-4-0		0-0-0		1-2-0		AWAY		0-0-0		0-0-0		1-2-0											
0-0-0		0-0-0		0-0-0		NEUTRAL		0-0-0		0-0-0		0-0-0											
RPI	S	Opponent		Score		RPI	S	Opponent		Score		RPI	S	Opponent		Score		RPI	S	Opponent		Score	
5	A	Alabama		1	9	28	A	Mississippi St.		1	9	53	A	Kennesaw St.		7	3	119	N	Stephen F. Austin		3	2
17	N	South Ala.		0	8	31	A	Hofstra		1	7	53	H	Kennesaw St.		1	0	132	A	Chattanooga		3	1
						31	A	Hofstra		1	2	57	N	SIU Edwardsville		10	9	135	H	Troy		7	8
						31	A	Hofstra		3	2	63	N	Saint Joseph's		3	9	135	N	Troy		3	5
						37	H	North Carolina St.		5	1	65	A	Auburn		4	1	144	A	Mercer		9	6
												80	H	Ga. Southern		4	5	144	A	Mercer		5	0
												80	H	Ga. Southern		8	0	146	N	Central Conn. St.		3	1
												83	H	Eastern Ill.		6	5	156	H	Jacksonville St.		11	3
												83	H	Eastern Ill.		4	3	158	N	Western Mich.		11	2
												87	H	Furman		2	6	174	A	Towson		1	2
												87	H	Furman		3	1	174	A	Towson		3	4
												94	N	Kent St.		9	3	174	A	Towson		5	2
																		182	H	Akron		0	2
																		207	H	Presbyterian		15	16
																		211	H	George Mason		5	0
																		211	H	George Mason		2	1
																		211	H	George Mason		7	4
																		213	H	Northern Colo.		7	8
																		216	H	UNC Wilmington		2	4
																		216	H	UNC Wilmington		8	2
																		216	H	UNC Wilmington		1	0
																		239	H	Northern Ky.		10	0
																		239	H	Northern Ky.		8	2
																		276	H	Oakland		11	2
LAST 10 GAMES																							
						216	H	UNC Wilmington		1	0	174	A	Towson		3	4	239	H	Northern Ky.		8	2
						216	H	UNC Wilmington		8	2	174	A	Towson		1	2						
						216	H	UNC Wilmington		2	4	174	A	Towson		5	2						
						80	H	Ga. Southern		8	0	87	H	Furman		2	6						
						80	H	Ga. Southern		4	5	87	H	Furman		3	1						

Non-Div. I Games:

Georgia St.

Average RPI Win: 149		WON-LOST	WINNING	LAST 10	STRENGTH OF		OPP. STRENGTH	TEAM	ADJ		CONF.	ADJ CONF.			
Average RPI Loss: 50		RECORD	PCT. RANK	GAMES	SCHEDULE		OF SCHEDULE	RPI	RPI		RPI	RPI			
DIV. I ONLY		25-20-0	.55556	110	6-4-0		51	66	62		.55351	62			
DIV. I NON-CONF.		15-16-0	.48387	151	0-0-0		32	33	72		.5473	69			
TOTALS		RPI 1-25	RPI 26-50		W-L RECORDS		RPI 51-100		RPI 101-150		RPI 150+				
25-20-0		0-7-0	1-5-0		OVERALL		5-3-0		7-5-0		12-0-0				
11-4-0		0-0-0	0-0-0		HOME		3-2-0		3-2-0		5-0-0				
6-7-0		0-4-0	0-0-0		AWAY		0-0-0		3-3-0		3-0-0				
8-9-0		0-3-0	1-5-0		NEUTRAL		2-1-0		1-0-0		4-0-0				
15-16-0		0-7-0	1-5-0		NON-CONFERENCE		3-2-0		2-2-0		9-0-0				
4-2-0		0-0-0	0-0-0		HOME		1-1-0		1-1-0		2-0-0				
3-5-0		0-4-0	0-0-		AWAY		0-0-0		0-1-0		3-0-0				
8-9-0		0-3-0	1-5-0		NEUTRAL		2-1-0		1-0-0		4-0-0				
10-4-0		0-0-0	0-0-0		CONFERENCE		2-1-0		5-3-0		3-0-0				
7-2-0		0-0-0	0-0-0		HOME		2-1-0		2-1-0		3-0-0				
3-2-0		0-0-0	0-0-0		AWAY		0-0-0		3-2-0		0-0-0				
0-0-0		0-0-0	0-0-0		NEUTRAL		0-0-0		0-0-0		0-0-0				
RPI S	Opponent	Score		RPI S	Opponent	Score		RPI S	Opponent	Score		RPI S	Opponent	Score	
1 N	Oklahoma	0	9	27 N	Virginia Tech	1	5	52 N	FGCU	10	6	101 H	Nevada	3	2
6 N	Arizona St.	4	5	31 N	Hofstra	0	4	52 N	FGCU	5	8	101 H	Nevada	0	1
11 N	Washington	4	6	33 N	Minnesota	0	1	67 H	San Jose St.	3	2	109 A	Fresno St.	0	1
14 A	California	2	7	33 N	Minnesota	2	4	67 H	San Jose St.	2	4	111 H	UC Santa Barbara	3	5
16 A	Stanford	0	2	37 N	North Carolina St.	6	3	72 H	Long Beach St.	6	5	111 H	UC Santa Barbara	6	5
24 A	Baylor	1	10	44 N	DePaul	5	6	72 H	Long Beach St.	6	7	111 H	UC Santa Barbara	3	2
24 A	Baylor	0	3					72 H	Long Beach St.	5	4	112 A	Cal Poly	7	0
								98 N	Fordham	6	5	112 A	Cal Poly	3	1
												112 A	Cal Poly	0	3
												114 A	UC Davis	5	4
												114 A	UC Davis	0	1
												118 N	Indiana	9	3
												162 N	Massachusetts	9	0
												185 A	Sacramento St.	3	0
												196 H	St. John's (NY)	7	2
												205 H	UC Riverside	6	2
												205 H	UC Riverside	6	1
												205 H	UC Riverside	6	4
												213 N	Northern Colo.	10	4
												213 N	Northern Colo.	8	0
												218 N	A&M-Corpus Christi	11	2
												227 H	Southern Utah	2	1
												261 A	Santa Clara	6	0
												261 A	Santa Clara	8	1
				LAST 10 GAMES											
				72 H	Long Beach St.	6	5	112 A	Cal Poly	3	1				
				72 H	Long Beach St.	6	7	112 A	Cal Poly	7	0				
				72 H	Long Beach St.	5	4	112 A	Cal Poly	0	3				
				114 A	UC Davis	0	1	111 H	UC Santa Barbara	3	5				
				114 A	UC Davis	5	4	111 H	UC Santa Barbara	6	5				

Non-Div. I Games:

Pacific

[illegible]

Non-Div. I Games:

Saint Joseph's

Average RPI Win: 160		WON-LOST RECORD	WINNING PCT. RANK	LAST 10 GAMES	STRENGTH OF SCHEDULE	OPP. STRENGTH OF SCHEDULE	TEAM RPI	ADJ RPI		CONF. RPI	ADJ CONF. RPI						
Average RPI Loss: 37																	
DIV. I ONLY		27-18-0	.6 84	5-5-0	93	31	59	.55208	65	2	2						
DIV. I NON-CONF.		21-6-0	.77778 26	2-0-0	279	98	108	.51784	111	2	2						
TOTALS		RPI 1-25	RPI 26-50		W-L RECORDS		RPI 51-100		RPI 101-150		RPI 150+						
27-18-0	2-7-0		2-6-0		OVERALL		5-3-0		1-2-0		17-0-0						
19-10-0	1-2-0		0-5-0		HOME		5-2-0		1-1-0		12-0-0						
7-6-0	1-5-0		2-1-0		AWAY		0-0-0		0-0-0		4-0-0						
1-2-0	0-0-0		0-0-0		NEUTRAL		0-1-0		0-1-0		1-0-0						
21-6-0	0-0-0		0-2-0		NON-CONFERENCE		3-2-0		1-2-0		17-0-0						
16-4-0	0-0-0		0-2-0		HOME		3-1-0		1-1-0		12-0-0						
4-0-0	0-0-0		0-0-0		AWAY		0-0-0		0-0-0		4-0-0						
1-2-0	0-0-0		0-0-0		NEUTRAL		0-1-0		0-1-0		1-0-0						
6-12-0	2-7-0		2-4-0		CONFERENCE		2-1-0		0-0-0		0-0-0						
3-6-0	1-2-0		0-3-0		HOME		2-1-0		0-0-0		0-0-0						
3-6-0	1-5-0		2-1-0		AWAY		0-0-0		0-0-0		0-0-0						
0-0-0	0-0-0		0-0-0		NEUTRAL		0-0-0		0-0-0		0-0-0						
RPI S Opponent	Score	RPI S Opponent	Score	RPI S Opponent	Score	RPI S Opponent	Score	RPI S Opponent	Score								
2 H Florida	0 13	26 H Florida St.	3 6	54 H Kansas	8 5	112 N New Mexico	1 2										
2 H Florida	5 4	28 A Mississippi St.	8 3	54 N Kansas	10 11	132 H Chattanooga	4 6										
2 H Florida	0 2	28 A Mississippi St.	7 5	61 H Georgia St.	1 4	135 H Troy	6 1										
5 A Alabama	0 8	28 A Mississippi St.	3 4	69 H Ole Miss	9 11	167 H Samford	2 1										
5 A Alabama	7 4	33 H Minnesota	3 4	69 H Ole Miss	9 0	173 H Charlotte	2 1										
5 A Alabama	1 13	39 H Georgia	0 2	69 H Ole Miss	2 1	176 H Southern Miss.	3 1										
8 A Tennessee	3 5	39 H Georgia	3 9	87 H Furman	9 1	177 H Austin Peay	9 1										
8 A Tennessee	1 6	39 H Georgia	8 9	94 H Kent St.	5 3	187 H Army	8 0										
8 A Tennessee	0 6					209 H Bryant	10 0										
						218 A A&M-Corpus Christi	6 4										
						221 H East Tenn. St.	11 3										
						224 H Gardner-Webb	10 0										
						228 A Middle Tenn.	5 2										
						228 H Middle Tenn.	7 3										
						229 H Indiana St.	7 1										
						238 A Tennessee St.	6 1										
						238 H Tennessee St.	3 2										
						263 A Alabama St.	9 6										
						282 H Southern U.	14 0										
						282 N Southern U.	7 1										
		LAST 10 GAMES															
8 A Tennessee	0 6	69 H Ole Miss	9 11														
8 A Tennessee	1 6	69 H Ole Miss	2 1														
8 A Tennessee	3 5	69 H Ole Miss	9 0														
135 H Troy	6 1	28 A Mississippi St.	3 4														
176 H Southern Miss.	3 1	28 A Mississippi St.	8 3														

Non-Div. I Games:

Auburn

Average RPI Win:	143	WON-LOST	WINNING	LAST 10	STRENGTH OF	OPP. STRENGTH	TEAM	ADJ	CONF.	ADJ CONF.		
Average RPI Loss:	131	RECORD	PCT. RANK	GAMES	SCHEDULE	OF SCHEDULE	RPI	RPI	RPI	RPI		
DIV. I ONLY		18-8-0	.69231	45	6-2-0	138	140	63	.55097	66	18	19
DIV. I NON-CONF.		14-8-0	.63636	65	4-2-0	154	145	81	.53542	81	19	20
<hr/>												
TOTALS	RPI 1-25	RPI 26-50		W-L RECORDS		RPI 51-100		RPI 101-150		RPI 150+		
18-8-0	0-0-0	2-1-0		OVERALL		2-1-0		7-4-0		7-2-0		
5-1-0	0-0-0	1-1-0		HOME		0-0-0		0-0-0		4-0-0		
6-3-0	0-0-0	1-0-0		AWAY		2-1-0		3-2-0		0-0-0		
7-4-0	0-0-0	0-0-0		NEUTRAL		0-0-0		4-2-0		3-2-0		
14-8-0	0-0-0	2-1-0		NON-CONFERENCE		2-1-0		5-4-0		5-2-0		
3-1-0	0-0-0	1-1-0		HOME		0-0-0		0-0-0		2-0-0		
4-3-0	0-0-0	1-0-		AWAY		2-1-0		1-2-0		0-0-0		
7-4-0	0-0-0	0-0-0		NEUTRAL		0-0-0		4-2-0		3-2-0		
4-0-0	0-0-0	0-0-0		CONFERENCE		0-0-0		2-0-0		2-0-0		
2-0-0	0-0-0	0-0-0		HOME		0-0-0		0-0-0		2-0-0		
2-0-0	0-0-0	0-0-0		AWAY		0-0-0		2-0-0		0-0-0		
0-0-0	0-0-0	0-0-0		NEUTRAL		0-0-0		0-0-0		0-0-0		
RPI	S	Opponent	Score	RPI	S	Opponent	Score	RPI	S	Opponent	Score	
				49	A	Lipscomb	5 1	51	A	Texas Tech	5 4	
				50	H	Ball St.	3 1	51	A	Texas Tech	4 12	
				50	H	Ball St.	1 3	91	A	Iowa St.	8 5	
								112	A	New Mexico	0 1	
								115	N	Bradley	6 8	
								115	N	Bradley	12 2	
								117	N	Central Mich.	10 6	
								133	A	Loyola Chicago	0 1	
								133	A	Loyola Chicago	4 0	
								135	N	Troy	5 4	
								141	N	Texas-Arlington	3 1	
								141	N	Texas-Arlington	3 11	
								142	A	South Dakota	7 4	
								142	A	South Dakota	2 1	
								170	H	Western Ill.	9 1	
								170	H	Western Ill.	11 3	
								181	N	Tennessee Tech	8 0	
								198	H	Eastern Mich.	10 2	
								198	H	Eastern Mich.	5 4	
								213	N	Northern Colo.	4 5	
								229	N	Indiana St.	0 9	
								231	N	Hampton	6 1	
								251	N	North Dakota	6 0	
				LAST 10 GAMES								
				142	A	South Dakota	2 1	133	A	Loyola Chicago	0 1	
				142	A	South Dakota	7 4	50	H	Ball St.	3 1	
				198	H	Eastern Mich.	10 2	50	H	Ball St.	1 3	
				198	H	Eastern Mich.	5 4	170	H	Western Ill.	11 3	
				133	A	Loyola Chicago	4 0	170	H	Western Ill.	9 1	

Non-Div. I Games: Concordia (MI) 8 0 Concordia (MI) 8 0

IPFW

RPI	S	Opponent	Score	
219	H	Seattle	6	3
227	N	Southern Utah	1	0
227	N	Southern Utah	5	0
236	H	Utah St.	2	1
236	H	Utah St.	8	0
236	H	Utah St.	4	1
261	H	Santa Clara	4	0

San Jose St.

S
a
n
J
o
s
e
S
t
.

S
a
n
J
o
s
e
S
t
.

Average RPI Win: 157		WON-LOST	WINNING	LAST 10	STRENGTH OF		OPP. STRENGTH	TEAM	ADJ		CONF.	ADJ CONF.
Average RPI Loss: 35		RECORD	PCT. RANK	GAMES	SCHEDULE		OF SCHEDULE	RPI	RPI		RPI	RPI
DIV. I ONLY		21-26-0	.44681	172	25		35	66	.54452		69	2
DIV. I NON-CONF.		19-9-0	.67857	55	118		97	60	.5531		63	2
TOTALS		RPI 1-25	RPI 26-50		W-L RECORDS		RPI 51-100		RPI 101-150		RPI 150+	
21-26-0		1-13-0	0-7-0		OVERALL		4-5-0		5-0-0		11-1-0	
10-8-0		0-7-0	0-0-0		HOME		3-0-0		0-0-0		7-1-0	
3-15-0		1-5-0	0-6-0		AWAY		1-4-0		0-0-0		1-0-0	
8-3-0		0-1-0	0-1-0		NEUTRAL		0-1-0		5-0-0		3-0-0	
19-9-0		0-4-0	0-1-0		NON-CONFERENCE		3-3-0		5-0-0		11-1-0	
10-1-0		0-0-0	0-0-0		HOME		3-0-0		0-0-0		7-1-0	
1-5-0		0-3-0	0-0-		AWAY		0-2-0		0-0-0		1-0-0	
8-3-0		0-1-0	0-1-0		NEUTRAL		0-1-0		5-0-0		3-0-0	
2-17-0		1-9-0	0-6-0		CONFERENCE		1-2-0		0-0-0		0-0-0	
0-7-0		0-7-0	0-0-0		HOME		0-0-0		0-0-0		0-0-0	
2-10-0		1-2-0	0-6-0		AWAY		1-2-0		0-0-0		0-0-0	
0-0-0		0-0-0	0-0-0		NEUTRAL		0-0-0		0-0-0		0-0-0	
RPI S	Opponent	Score	RPI S	Opponent	Score	RPI S	Opponent	Score	RPI S	Opponent	Score	
2 H	Florida	0 8	28 A	Mississippi St.	5 6	65 A	Auburn	1 2	123 N	Connecticut	7 3	
2 H	Florida	1 4	28 A	Mississippi St.	1 5	65 A	Auburn	0 9	125 N	Penn	2 1	
2 H	Florida	7 8	28 A	Mississippi St.	0 8	65 A	Auburn	11 9	129 N	Lamar	11 1	
7 A	Kentucky	2 5	30 N	UAB	3 5	68 A	UCF	3 4	131 N	Villanova	2 0	
7 A	Kentucky	2 5	39 A	Georgia	4 12	74 A	UT Martin	0 1	131 N	Villanova	7 0	
7 A	Kentucky	3 1	39 A	Georgia	0 6	74 H	UT Martin	9 8	152 N	St. Mary's (CA)	10 2	
9 H	LSU	1 9	39 A	Georgia	5 14	78 N	Central Ark.	2 4	152 N	St. Mary's (CA)	7 2	
11 N	Washington	2 10				85 H	McNeese St.	9 8	167 H	Samford	3 0	
17 A	South Ala.	2 4				87 H	Drake	2 1	176 H	Southern Miss.	3 0	
18 H	Missouri	0 11							176 H	Southern Miss.	4 7	
18 H	Missouri	1 6							201 A	Belmont	10 2	
18 H	Missouri	0 12							210 N	Jackson St.	10 2	
20 A	Hawaii	0 2							228 H	Middle Tenn.	11 0	
20 A	Hawaii	0 2							247 H	Mississippi Val.	2 1	
									270 H	Ark.-Pine Bluff	8 0	
									270 H	Ark.-Pine Bluff	16 0	
									270 H	Ark.-Pine Bluff	4 0	
LAST 10 GAMES												
			28 A	Mississippi St.	0 8	65 A	Auburn	1 2				
			28 A	Mississippi St.	5 6	65 A	Auburn	0 9				
			28 A	Mississippi St.	1 5	2 H	Florida	7 8				
			270 H	Ark.-Pine Bluff	8 0	2 H	Florida	0 8				
			65 A	Auburn	11 9	2 H	Florida	1 4				

Non-Div. I Games:

Ole Miss

Average RPI Win:		164	WON-LOST RECORD		WINNING PCT. RANK	LAST 10 GAMES		STRENGTH OF SCHEDULE		OPP. STRENGTH OF SCHEDULE	TEAM RPI	ADJ RPI	CONF. RPI	ADJ CONF. RPI	
Average RPI Loss:		65													
DIV. I ONLY			30-14-0		.68182	51		168		81	70	.54359	70	16	
DIV. I NON-CONF.			19-13-0		.59375	81		155		44	88	.52989	88	16	
TOTALS		RPI 1-25	RPI 26-50		W-L RECORDS		RPI 51-100		RPI 101-150		RPI 150+				
30-14-0		0-4-0	1-4-0		OVERALL		3-2-0		16-4-0		10-0-0				
18-7-0		0-1-0	1-1-0		HOME		1-2-0		12-3-0		4-0-0				
7-3-0		0-3-0	0-0-0		AWAY		2-0-0		1-0-0		4-0-0				
5-4-0		0-0-0	0-3-0		NEUTRAL		0-0-0		3-1-0		2-0-0				
19-13-0		0-4-0	1-4-0		NON-CONFERENCE		3-2-0		8-3-0		7-0-0				
10-6-0		0-1-0	1-1-0		HOME		1-2-0		4-2-0		4-0-0				
4-3-0		0-3-0	0-0-0		AWAY		2-0-0		1-0-0		1-0-0				
5-4-0		0-0-0	0-3-0		NEUTRAL		0-0-0		3-1-0		2-0-0				
11-1-0		0-0-0	0-0-0		CONFERENCE		0-0-0		8-1-0		3-0-0				
8-1-0		0-0-0	0-0-0		HOME		0-0-0		8-1-0		0-0-0				
3-0-0		0-0-0	0-0-0		AWAY		0-0-0		0-0-0		3-0-0				
0-0-0		0-0-0	0-0-0		NEUTRAL		0-0-0		0-0-0		0-0-0				
RPI	S	Opponent	Score	RPI	S	Opponent	Score	RPI	S	Opponent	Score	RPI	S	Opponent	Score
6	A	Arizona St.	0 6	29	H	Arizona	1 8	51	H	Texas Tech	3 5	112	A	New Mexico	2 0
15	A	Nebraska	1 4	29	H	Arizona	3 2	99	H	Colorado St.	9 10	112	H	New Mexico	3 0
15	A	Nebraska	0 8	44	N	DePaul	1 6	99	H	Colorado St.	9 2	112	H	New Mexico	9 10
15	H	Nebraska	1 5	48	N	Notre Dame	1 2	100	A	UNLV	8 0	114	N	UC Davis	4 2
				48	N	Notre Dame	0 5	100	A	UNLV	5 3	128	H	Penn St.	10 2
												128	H	Penn St.	2 10
												134	H	UTSA	3 2
												134	H	UTSA	7 1
												134	H	UTSA	8 0
												139	H	Ill.-Chicago	11 1
												139	H	Ill.-Chicago	8 1
												141	H	Texas-Arlington	3 2
												141	H	Texas-Arlington	6 5
												141	H	Texas-Arlington	5 1
												142	N	South Dakota	1 0
												142	N	South Dakota	4 3
												149	H	Louisiana Tech	4 8
												149	H	Louisiana Tech	11 3
												149	H	Louisiana Tech	9 7
												150	N	Cal St. Northridge	3 4
												159	H	UMKC	10 1
												236	A	Utah St.	17 6
												236	A	Utah St.	3 0
												236	A	Utah St.	5 2
												245	A	UTEP	5 4
												245	H	UTEP	7 1
												262	N	Weber St.	2 0
				LAST 10 GAMES											
				134	H	UTSA	7 1	141	H	Texas-Arlington	6 5	236	A	Utah St.	3 0
				134	H	UTSA	3 2	141	H	Texas-Arlington	3 2	236	A	Utah St.	5 2
				134	H	UTSA	8 0	141	H	Texas-Arlington	5 1	245	A	UTEP	5 4
				29	H	Arizona	3 2	236	A	Utah St.	3 0	245	H	UTEP	7 1
				29	H	Arizona	1 8	236	A	Utah St.	5 2	262	N	Weber St.	2 0

Non-Div. I Games:

New Mexico St.

RPI	S	Opponent	Score	
262	N	Weber St.	4	0
275	H	Siena	10	5
275	H	Siena	8	5

New Mexico St.

N
e
w
M
e
x
i
c
o
S
t
.

N
e
w
M
e
x
i
c
o
S
t
.

Average RPI Win: 156		WON-LOST	WINNING	LAST 10	STRENGTH OF	OPP. STRENGTH	TEAM	ADJ	CONF.	ADJ CONF.		
Average RPI Loss: 62		RECORD	PCT. RANK	GAMES	SCHEDULE	OF SCHEDULE	RPI	RPI	RPI	RPI		
DIV. I ONLY		26-21-0	.55319	112	5-5-0	81	69	77	.54322	71	6	6
DIV. I NON-CONF.		17-13-0	.56667	93	0-1-0	69	99	71	.54985	65	6	6
<hr/>												
TOTALS		RPI 1-25		RPI 26-50		W-L RECORDS		RPI 51-100		RPI 101-150		RPI 150+
26-21-0		0-6-0		2-5-0		OVERALL		5-6-0		4-2-0		15-2-0
18-12-0		0-3-0		2-2-0		HOME		1-3-0		4-2-0		11-2-0
7-7-0		0-3-0		0-2-0		AWAY		4-2-0		0-0-0		3-0-0
1-2-0		0-0-0		0-1-0		NEUTRAL		0-1-0		0-0-0		1-0-0
17-13-0		0-0-0		2-5-0		NON-CONFERENCE		4-5-0		2-1-0		9-2-0
13-8-0		0-0-0		2-2-0		HOME		1-3-0		2-1-0		8-2-0
3-3-0		0-0-0		0-0-		AWAY		3-1-0		0-0-0		0-0-0
1-2-0		0-0-0		0-1-0		NEUTRAL		0-1-0		0-0-0		1-0-0
9-8-0		0-6-0		0-0-0		CONFERENCE		1-1-0		2-1-0		6-0-0
5-4-0		0-3-0		0-0-0		HOME		0-0-0		2-1-0		3-0-0
4-4-0		0-3-0		0-0-0		AWAY		1-1-0		0-0-0		3-0-0
0-0-0		0-0-0		0-0-0		NEUTRAL		0-0-0		0-0-0		0-0-0
RPI	S	Opponent	Score	RPI	S	Opponent	Score	RPI	S	Opponent	Score	
17	H	South Ala.	0 10	26	A	Florida St.	2 11	52	H	FGCU	0 10	123 H Connecticut 3 2
17	H	South Ala.	5 11	26	A	Florida St.	4 7	52	H	FGCU	3 2	135 H Troy 4 5
17	H	South Ala.	5 8	37	H	North Carolina St.	3 11	53	N	Kennesaw St.	2 5	135 H Troy 6 5
21	A	La.-Lafayette	2 10	37	H	North Carolina St.	0 1	54	H	Kansas	3 6	135 H Troy 3 0
21	A	La.-Lafayette	5 9	47	N	South Carolina	0 8	55	A	North Florida	6 3	144 H Mercer 7 0
21	A	La.-Lafayette	5 7	50	H	Ball St.	6 4	55	A	North Florida	6 3	144 H Mercer 3 4
				50	H	Ball St.	4 2	68	H	UCF	0 2	154 H Georgetown 4 3
								80	A	Ga. Southern	2 0	154 H Georgetown 0 2
								80	A	Ga. Southern	2 3	156 H Binghamton 4 3
								84	A	North Texas	1 0	161 A La.-Monroe 7 2
								84	A	North Texas	1 2	161 A La.-Monroe 11 3
												161 A La.-Monroe 5 2
												198 H Eastern Mich. 4 1
												198 H Eastern Mich. 4 5
												225 H Hartford 6 2
												225 H Hartford 7 6
												226 H Morehead St. 6 5
												226 H Morehead St. 6 3
												228 H Middle Tenn. 11 2
												228 H Middle Tenn. 12 4
												228 H Middle Tenn. 6 1
												248 H Savannah St. 8 3
												263 N Alabama St. 2 0
LAST 10 GAMES												
135	H	Troy	4 5	161	A	La.-Monroe	5 2					
135	H	Troy	6 5	161	A	La.-Monroe	7 2					
135	H	Troy	3 0	21	A	La.-Lafayette	5 7					
68	H	UCF	0 2	21	A	La.-Lafayette	5 9					
161	A	La.-Monroe	11 3	21	A	La.-Lafayette	2 10					

Non-Div. I Games:

FIU

Average RPI Win:		140	WON-LOST		WINNING		LAST 10		STRENGTH OF		OPP. STRENGTH		TEAM	ADJ		CONF.	ADJ CONF.	
Average RPI Loss:		63	RECORD		PCT. RANK		GAMES		SCHEDULE		OF SCHEDULE		RPI	RPI		RPI	RPI	
DIV. I ONLY			27-17-0		.61364		78		7-3-0		119		46		71		.54262	
DIV. I NON-CONF.			18-13-0		.58065		88		0-0-0		84		41		65		.54612	
TOTALS		RPI 1-25		RPI 26-50		W-L RECORDS		RPI 51-100		RPI 101-150		RPI 150+						
27-17-0		0-5-0		1-3-0		OVERALL		7-6-0		8-1-0		11-2-0						
6-6-0		0-2-0		0-1-0		HOME		3-2-0		1-0-0		2-1-0						
7-3-0		0-0-0		1-0-0		AWAY		1-2-0		2-1-0		3-0-0						
14-8-0		0-3-0		0-2-0		NEUTRAL		3-2-0		5-0-0		6-1-0						
18-13-0		0-5-0		1-3-0		NON-CONFERENCE		4-3-0		5-0-0		8-2-0						
3-5-0		0-2-0		0-1-0		HOME		1-1-0		0-0-0		2-1-0						
1-0-0		0-0-0		1-0-		AWAY		0-0-0		0-0-0		0-0-0						
14-8-0		0-3-0		0-2-0		NEUTRAL		3-2-0		5-0-0		6-1-0						
9-4-0		0-0-0		0-0-0		CONFERENCE		3-3-0		3-1-0		3-0-0						
3-1-0		0-0-0		0-0-0		HOME		2-1-0		1-0-0		0-0-0						
6-3-0		0-0-0		0-0-0		AWAY		1-2-0		2-1-0		3-0-0						
0-0-0		0-0-0		0-0-0		NEUTRAL		0-0-0		0-0-0		0-0-0						
RPI	S	Opponent		Score		RPI	S	Opponent		Score		RPI	S	Opponent		Score		
4	N	Oregon		1	10	27	H	Virginia Tech		1	6	56	H	Cal St. Fullerton		7	4	
8	N	Tennessee		0	7	29	N	Arizona		3	4	56	H	Cal St. Fullerton		1	4	
12	N	Texas A&M		0	8	36	N	Oregon St.		3	17	56	H	Cal St. Fullerton		1	0	
17	H	South Ala.		1	4	40	A	San Diego St.		5	4	62	A	Pacific		7	6	
19	H	UCLA		3	6							62	A	Pacific		5	6	
												62	A	Pacific		4	5	
												67	N	San Jose St.		1	2	
												73	N	Syracuse		7	6	
												77	N	Oklahoma St.		3	1	
												81	H	North Dakota St.		5	4	
												82	N	Utah		1	3	
												99	H	Colorado St.		1	2	
												100	N	UNLV		7	2	
LAST 10 GAMES																		
						62	A	Pacific		5	6	56	H	Cal St. Fullerton		1	4	
						62	A	Pacific		7	6	56	H	Cal St. Fullerton		1	0	
						62	A	Pacific		4	5	205	A	UC Riverside		6	2	
						150	H	Cal St. Northridge		1	0	205	A	UC Riverside		14	11	
						56	H	Cal St. Fullerton		7	4	205	A	UC Riverside		10	2	

Non-Div. I Games:

Long Beach St.

Syracuse

Average RPI Win:	129	WON-LOST RECORD	WINNING PCT. RANK	LAST 10 GAMES	STRENGTH OF SCHEDULE	OPP. STRENGTH OF SCHEDULE	TEAM RPI	ADJ RPI	CONF. RPI	ADJ CONF. RPI		
DIV. I ONLY		13-23-0	.36111	215	2-8-0	5	53	73	.54071	73	10	10
DIV. I NON-CONF.		12-15-0	.44444	168	1-1-0	2	53	49	.56447	53	9	9
<hr/>												
TOTALS	RPI 1-25	RPI 26-50		W-L RECORDS		RPI 51-100		RPI 101-150		RPI 150+		
13-23-0	2-11-0	0-6-0		OVERALL		3-1-0		2-1-0		6-4-0		
2-3-0	0-0-0	0-3-0		HOME		0-0-0		0-0-0		2-0-0		
3-9-0	1-5-0	0-0-0		AWAY		0-0-0		1-0-0		1-4-0		
8-11-0	1-6-0	0-3-0		NEUTRAL		3-1-0		1-1-0		3-0-0		
12-15-0	1-9-0	0-3-0		NON-CONFERENCE		3-1-0		2-1-0		6-1-0		
2-0-0	0-0-0	0-0-0		HOME		0-0-0		0-0-0		2-0-0		
2-4-0	0-3-0	0-0-		AWAY		0-0-0		1-0-0		1-1-0		
8-11-0	1-6-0	0-3-0		NEUTRAL		3-1-0		1-1-0		3-0-0		
1-8-0	1-2-0	0-3-0		CONFERENCE		0-0-0		0-0-0		0-3-0		
0-3-0	0-0-0	0-3-0		HOME		0-0-0		0-0-0		0-0-0		
1-5-0	1-2-0	0-0-0		AWAY		0-0-0		0-0-0		0-3-0		
0-0-0	0-0-0	0-0-0		NEUTRAL		0-0-0		0-0-0		0-0-0		
<hr/>												
RPI S	Opponent	Score		RPI S	Opponent	Score		RPI S	Opponent	Score		
2 N	Florida	1	5	28 N	Mississippi St.	1	4	72 N	Long Beach St.	6	7	
3 N	Texas	1	2	40 N	San Diego St.	0	3	82 N	Utah	2	1	
9 N	LSU	6	7	43 N	James Madison	0	8	82 N	Utah	3	2	
13 A	Louisville	4	2	44 H	DePaul	2	16	99 N	Colorado St.	4	2	
13 A	Louisville	1	8	44 H	DePaul	0	11					
13 A	Louisville	0	9	44 H	DePaul	6	15					
14 N	California	1	2									
14 N	California	8	1									
16 N	Stanford	1	2									
20 A	Hawaii	2	3									
20 A	Hawaii	1	4									
20 A	Hawaii	0	2									
24 N	Baylor	0	5									
<hr/>												
LAST 10 GAMES												
154 A Georgetown						5	9	44 H DePaul		0	11	
154 A Georgetown						1	5	156 A Binghamton		14	10	
154 A Georgetown						5	10	156 A Binghamton		0	8	
44 H DePaul						2	16	13 A Louisville		0	9	
44 H DePaul						6	15	13 A Louisville		4	2	

Non-Div. I Games:

Syracuse

Average RPI Win:	167	WON-LOST RECORD	WINNING PCT. RANK	LAST 10 GAMES	STRENGTH OF SCHEDULE	OPP. STRENGTH OF SCHEDULE	TEAM RPI	ADJ RPI	CONF. RPI	ADJ CONF. RPI		
DIV. I ONLY		28-13-0	.68293	50	6-4-0	172	155	76	.54068	74	17	17
DIV. I NON-CONF.		18-7-0	.72	45	3-0-0	134	178	55	.56001	56	17	18
<hr/>												
TOTALS	RPI 1-25	RPI 26-50		W-L RECORDS		RPI 51-100		RPI 101-150		RPI 150+		
28-13-0	0-0-0	1-1-0		OVERALL		4-5-0		5-4-0		18-3-0		
8-2-0	0-0-0	0-0-0		HOME		2-0-0		1-2-0		5-0-0		
7-6-0	0-0-0	0-0-0		AWAY		2-2-0		0-1-0		5-3-0		
13-5-0	0-0-0	1-1-0		NEUTRAL		0-3-0		4-1-0		8-0-0		
18-7-0	0-0-0	1-1-0		NON-CONFERENCE		3-4-0		4-2-0		10-0-0		
4-0-0	0-0-0	0-0-0		HOME		2-0-0		0-0-0		2-0-0		
1-2-0	0-0-0	0-0-		AWAY		1-1-0		0-1-0		0-0-0		
13-5-0	0-0-0	1-1-0		NEUTRAL		0-3-0		4-1-0		8-0-0		
10-6-0	0-0-0	0-0-0		CONFERENCE		1-1-0		1-2-0		8-3-0		
4-2-0	0-0-0	0-0-0		HOME		0-0-0		1-2-0		3-0-0		
6-4-0	0-0-0	0-0-0		AWAY		1-1-0		0-0-0		5-3-0		
0-0-0	0-0-0	0-0-0		NEUTRAL		0-0-0		0-0-0		0-0-0		
RPI	S	Opponent	Score	RPI	S	Opponent	Score	RPI	S	Opponent	Score	
				30	N	UAB	2 0	53	A	Kennesaw St.	5 4	
				50	N	Ball St.	0 2	57	A	SIU Edwardsville	6 8	
								57	A	SIU Edwardsville	7 4	
								69	A	Ole Miss	8 9	
								69	H	Ole Miss	1 0	
								75	N	Delaware	2 7	
								85	N	McNeese St.	2 7	
								87	N	Drake	3 7	
								96	H	Southern Ill.	5 4	
										116	H Murray St.	2 3
										116	H Murray St.	1 0
										116	H Murray St.	1 4
										125	N Penn	1 0
										125	N Penn	5 2
										142	N South Dakota	2 5
										144	N Mercer	11 10
										147	A Southeastern La.	0 2
										149	N Louisiana Tech	7 2
										151	N Saint Louis	3 2
										155	H Evansville	9 7
										155	H Evansville	12 4
										156	A Jacksonville St.	6 7
										156	A Jacksonville St.	7 6
										177	H Austin Peay	8 5
										177	H Austin Peay	5 2
										177	H Austin Peay	4 3
										181	A Tennessee Tech	0 3
										181	A Tennessee Tech	9 1
										201	A Belmont	11 5
										201	A Belmont	8 2
										228	N Middle Tenn.	7 2
										235	N Saint Francis (PA)	2 0
										238	A Tennessee St.	2 4
										238	A Tennessee St.	13 0
										240	N Sacred Heart	1 0
										247	N Mississippi Val.	5 1
<hr/>												
LAST 10 GAMES												

Non-Div. I Games: Trevecca Nazarene 6 1

UT Martin

RPI	S	Opponent	Score	
258	N	Holy Cross	5	0
269	N	Niagara	6	1
273	N	Detroit	11	2

UT Martin

U
T
M
a
r
t
i
n

U
T
M
a
r
t
i
n

Non-Div. I Games:

Tie, Loss, Non-Conf,S Site, H Home, A Away, N Neutral Page 83

RPI	S	Opponent	Score	
250	H	Norfolk St.	15	6
275	N	Siena	7	3
278	H	Lafayette	3	2
278	H	Lafayette	4	3
282	N	Southern U.	3	1
283	N	UMES	8	7

Delaware

D
e
l
a
w
a
r
e

D
e
l
a
w
a
r
e

Average RPI Win: 145		WON-LOST RECORD		WINNING PCT. RANK		LAST 10 GAMES		STRENGTH OF SCHEDULE		OPP. STRENGTH OF SCHEDULE		TEAM RPI		ADJ RPI		CONF. RPI		ADJ CONF. RPI	
DIV. I ONLY		19-22-0		.46341 160		6-4-0		34		58		74		.53903 76		4		4	
DIV. I NON-CONF.		13-15-0		.46429 155		2-1-0		56		61		98		.52377 99		4		4	
TOTALS		RPI 1-25		RPI 26-50		W-L RECORDS		RPI 51-100		RPI 101-150		RPI 150+							
19-22-0		1-11-0		0-3-0		OVERALL		5-5-0		5-2-0		8-1-0							
1-2-0		0-0-0		0-0-0		HOME		1-2-0		0-0-0		0-0-0							
9-15-0		0-9-0		0-2-0		AWAY		2-3-0		4-0-0		3-1-0							
9-5-0		1-2-0		0-1-0		NEUTRAL		2-0-0		1-2-0		5-0-0							
13-15-0		1-7-0		0-3-0		NON-CONFERENCE		2-2-0		2-2-0		8-1-0							
0-0-0		0-0-0		0-0-0		HOME		0-0-0		0-0-0		0-0-0							
4-11-0		0-6-0		0-0-		AWAY		0-2-0		1-0-0		3-1-0							
9-4-0		1-1-0		0-1-0		NEUTRAL		2-0-0		1-2-0		5-0-0							
6-7-0		0-4-0		0-0-0		CONFERENCE		3-3-0		3-0-0		0-0-0							
1-2-0		0-0-0		0-0-0		HOME		1-2-0		0-0-0		0-0-0							
5-4-0		0-3-0		0-0-0		AWAY		2-1-0		3-0-0		0-0-0							
0-1-0		0-1-0		0-0-0		NEUTRAL		0-0-0		0-0-0		0-0-0							
RPI S	Opponent	Score		RPI S	Opponent	Score		RPI S	Opponent	Score		RPI S	Opponent	Score					
9 A	LSU	0	1	29 A	Arizona	4	5	60 A	Ohio St.	4	2	118 A	Indiana	9	1				
10 A	Michigan	7	8	35 N	North Carolina	1	2	60 A	Ohio St.	3	5	118 A	Indiana	7	2				
10 A	Michigan	0	9	45 A	Houston	1	3	60 A	Ohio St.	8	7	118 A	Indiana	7	3				
10 A	Michigan	5	13					84 N	North Texas	6	2	133 A	Loyola Chicago	7	4				
12 A	Texas A&M	1	5					87 N	Drake	8	5	134 N	UTSA	1	2				
12 A	Texas A&M	1	6					90 A	Sam Houston St.	2	3	147 N	Southeastern La.	1	3				
15 N	Nebraska	3	4					90 A	Sam Houston St.	2	5	147 N	Southeastern La.	6	0				
23 N	Tulsa	5	0					93 H	Michigan St.	0	1	178 A	Texas St.	4	3				
23 N	Tulsa	1	4					93 H	Michigan St.	2	3	178 A	Texas St.	7	2				
24 A	Baylor	0	8					93 H	Michigan St.	7	2	218 N	A&M-Corpus Christi	7	0				
24 A	Baylor	0	1									218 N	A&M-Corpus Christi	3	0				
24 A	Baylor	0	4									222 A	IUPUI	2	3				
												222 A	IUPUI	18	2				
												227 N	Southern Utah	8	0				
												231 N	Hampton	4	0				
												236 N	Utah St.	2	1				
				LAST 10 GAMES															
				118 A	Indiana	7	3	93 H	Michigan St.	7	2								
				118 A	Indiana	9	1	93 H	Michigan St.	2	3								
				118 A	Indiana	7	2	222 A	IUPUI	18	2								
				133 A	Loyola Chicago	7	4	222 A	IUPUI	2	3								
				93 H	Michigan St.	0	1	60 A	Ohio St.	3	5								

Non-Div. I Games:

Purdue

[illegible]

Non-Div. I Games:

Oklahoma St.

Average RPI Win:		159	WON-LOST RECORD		WINNING PCT. RANK		LAST 10 GAMES		STRENGTH OF SCHEDULE		OPP. STRENGTH OF SCHEDULE		TEAM RPI		ADJ RPI		CONF. RPI		ADJ CONF. RPI					
DIV. I ONLY			26-15-0		.63415		67		5-4-0		131		178		81		.53764		78		15		14	
DIV. I NON-CONF.			18-7-0		.72		45		2-0-0		181		188		68		.54833		68		15		15	
TOTALS		RPI 1-25		RPI 26-50		W-L RECORDS		RPI 51-100		RPI 101-150		RPI 150+												
26-15-0		1-2-0		1-0-0		OVERALL		5-6-0		6-0-0		13-7-0												
15-1-0		1-0-0		1-0-0		HOME		2-1-0		4-0-0		7-0-0												
7-10-0		0-2-0		0-0-0		AWAY		2-5-0		1-0-0		4-1-0												
4-4-0		0-0-0		0-0-0		NEUTRAL		1-0-0		1-0-0		2-4-0												
18-7-0		1-2-0		1-0-0		NON-CONFERENCE		2-1-0		3-0-0		11-4-0												
11-0-0		1-0-0		1-0-0		HOME		1-0-0		1-0-0		7-0-0												
3-3-0		0-2-0		0-0-		AWAY		0-1-0		1-0-0		2-0-0												
4-4-0		0-0-0		0-0-0		NEUTRAL		1-0-0		1-0-0		2-4-0												
8-8-0		0-0-0		0-0-0		CONFERENCE		3-5-0		3-0-0		2-3-0												
4-1-0		0-0-0		0-0-0		HOME		1-1-0		3-0-0		0-0-0												
4-7-0		0-0-0		0-0-0		AWAY		2-4-0		0-0-0		2-3-0												
0-0-0		0-0-0		0-0-0		NEUTRAL		0-0-0		0-0-0		0-0-0												
RPI	S	Opponent		Score		RPI	S	Opponent		Score		RPI	S	Opponent		Score								
17	A	South Ala.		2	11	50	H	Ball St.		6	0	64	H	Creighton		13	2							
17	A	South Ala.		4	7							69	N	Ole Miss		4	2							
23	H	Tulsa		1	0							77	A	Oklahoma St.		2	10							
												85	H	McNeese St.		4	3							
												85	H	McNeese St.		0	8							
												86	A	Northwestern St.		0	1							
												86	A	Northwestern St.		8	4							
												86	A	Northwestern St.		0	1							
												90	A	Sam Houston St.		5	3							
												90	A	Sam Houston St.		8	9							
												90	A	Sam Houston St.		0	10							
														119 H Stephen F. Austin		4	1							
														119 H Stephen F. Austin		11	8							
														119 H Stephen F. Austin		3	0							
														132 N Chattanooga		8	0							
														144 A Mercer		8	5							
														144 H Mercer		10	0							
														160 A Nicholls St.		3	5							
														160 A Nicholls St.		1	0							
														166 H UNI		4	3							
														166 H UNI		16	2							
														170 N Western Ill.		3	10							
														171 N Valparaiso		3	7							
														186 A Missouri St.		2	0							
														201 A Belmont		3	1							
														204 A Houston Baptist		1	5							
														204 A Houston Baptist		3	13							
														204 A Houston Baptist		11	5							
														210 N Jackson St.		7	3							
														210 N Jackson St.		1	2							
														239 N Northern Ky.		6	7							
														239 N Northern Ky.		6	0							
														270 H Ark.-Pine Bluff		10	2							
														270 H Ark.-Pine Bluff		17	2							
														270 H Ark.-Pine Bluff		8	0							
														270 H Ark.-Pine Bluff		20	2							
														285 H Grambling		8	0							
LAST 10 GAMES																								
						160	A	Nicholls St.		1	0	86	A	Northwestern St.		8	4							
						160	A	Nicholls St.		3	5	85	H	McNeese St.		0	8							
						186	A	Missouri St.		2	0	85	H	McNeese St.		4	3							
						86	A	Northwestern St.		0	1	23	H	Tulsa		1	0							
						86	A	Northwestern St.		0	1	204	A	Houston Baptist		11	5							

Non-Div. I Games: Southern Ark. 9 1

Central Ark.

Average RPI Win: 129		WON-LOST	WINNING	LAST 10	STRENGTH OF		OPP. STRENGTH	TEAM	ADJ		CONF.	ADJ CONF.
Average RPI Loss: 60		RECORD	PCT. RANK	GAMES	SCHEDULE		OF SCHEDULE	RPI	RPI		RPI	RPI
DIV. I ONLY		19-24-0	.44186	173	3-7-0		30	55	75		.53728	79
DIV. I NON-CONF.		13-18-0	.41935	188	0-2-0		19	77	83		.53186	87
TOTALS		RPI 1-25	RPI 26-50		W-L RECORDS		RPI 51-100		RPI 101-150		RPI 150+	
19-24-0		0-6-0	3-8-0		OVERALL		2-3-0		6-7-0		8-0-0	
11-7-0		0-0-0	2-2-0		HOME		1-0-0		3-5-0		5-0-0	
6-9-0		0-2-0	1-3-0		AWAY		1-2-0		2-2-0		2-0-0	
2-8-0		0-4-0	0-3-0		NEUTRAL		0-1-0		1-0-0		1-0-0	
13-18-0		0-6-0	0-5-0		NON-CONFERENCE		2-3-0		3-4-0		8-0-0	
8-4-0		0-0-0	0-1-0		HOME		1-0-0		2-3-0		5-0-0	
3-6-0		0-2-0	0-0-		AWAY		1-2-0		0-1-0		2-0-0	
2-8-0		0-4-0	0-3-0		NEUTRAL		0-1-0		1-0-0		1-0-0	
6-6-0		0-0-0	3-3-0		CONFERENCE		0-0-0		3-3-0		0-0-0	
3-3-0		0-0-0	2-1-0		HOME		0-0-0		1-2-0		0-0-0	
3-3-0		0-0-0	1-2-0		AWAY		0-0-0		2-1-0		0-0-0	
0-0-0		0-0-0	0-0-0		NEUTRAL		0-0-0		0-0-0		0-0-0	
RPI S	Opponent	Score	RPI S	Opponent	Score	RPI S	Opponent	Score	RPI S	Opponent	Score	
2 N	Florida	3 5	27 A	Virginia Tech	2 7	53 A	Kennesaw St.	17 3	102 N	Illinois	1 0	
10 N	Michigan	1 6	27 A	Virginia Tech	2 10	57 A	SIU Edwardsville	0 1	105 A	Virginia	2 4	
13 N	Louisville	3 6	27 A	Virginia Tech	10 4	57 A	SIU Edwardsville	1 2	105 A	Virginia	7 3	
14 N	California	0 8	36 N	Oregon St.	1 9	89 H	Marshall	7 6	105 A	Virginia	5 2	
18 A	Missouri	0 8	37 H	North Carolina St.	7 5	98 N	Fordham	10 11	106 H	Coastal Caro.	2 1	
18 A	Missouri	0 16	37 H	North Carolina St.	7 2				106 H	Coastal Caro.	11 3	
			37 H	North Carolina St.	4 12				110 H	Maryland	6 8	
			39 A	Georgia	1 20				110 H	Maryland	5 14	
			39 H	Georgia	1 14				110 H	Maryland	5 4	
			46 N	Northwestern	2 3				118 H	Indiana	2 10	
			48 N	Notre Dame	2 6				118 H	Indiana	1 4	
									144 A	Mercer	1 9	
									144 H	Mercer	9 10	
									156 A	Jacksonville St.	9 7	
									184 N	Temple	17 8	
									186 H	Missouri St.	8 7	
									198 H	Eastern Mich.	12 0	
									202 H	Miami (OH)	6 4	
									202 H	Miami (OH)	10 8	
									217 H	Butler	24 4	
									237 A	Southeast Mo. St.	9 4	
LAST 10 GAMES												
			110 H	Maryland	5 14	27 A	Virginia Tech	2 7				
			110 H	Maryland	6 8	27 A	Virginia Tech	2 10				
			110 H	Maryland	5 4	39 A	Georgia	1 20				
			144 A	Mercer	1 9	37 H	North Carolina St.	4 12				
			27 A	Virginia Tech	10 4	37 H	North Carolina St.	7 2				

Non-Div. I Games:

Georgia Tech

Average RPI Win: 143		WON-LOST	WINNING	LAST 10	STRENGTH OF		OPP. STRENGTH	TEAM	ADJ	CONF.	ADJ CONF.
Average RPI Loss: 67		RECORD	PCT. RANK	GAMES	SCHEDULE		OF SCHEDULE	RPI	RPI	RPI	RPI
DIV. I ONLY		23-23-0	.5	134	7-3-0		68	59	86	.53555	80
DIV. I NON-CONF.		14-18-0	.4375	174	3-1-0		26	34	79	.53993	76
TOTALS		RPI 1-25	RPI 26-50		W-L RECORDS		RPI 51-100		RPI 101-150		RPI 150+
23-23-0		0-6-0	0-6-0		OVERALL		7-6-0		4-3-0		12-2-0
13-6-0		0-0-0	0-1-0		HOME		4-4-0		2-0-0		7-1-0
7-9-0		0-2-0	0-3-0		AWAY		2-1-0		2-3-0		3-0-0
3-8-0		0-4-0	0-2-0		NEUTRAL		1-1-0		0-0-0		2-1-0
14-18-0		0-6-0	0-6-0		NON-CONFERENCE		6-4-0		2-0-0		6-2-0
9-4-0		0-0-0	0-1-0		HOME		3-2-0		2-0-0		4-1-0
2-6-0		0-2-0	0-0-		AWAY		2-1-0		0-0-0		0-0-0
3-8-0		0-4-0	0-2-0		NEUTRAL		1-1-0		0-0-0		2-1-0
9-5-0		0-0-0	0-0-0		CONFERENCE		1-2-0		2-3-0		6-0-0
4-2-0		0-0-0	0-0-0		HOME		1-2-0		0-0-0		3-0-0
5-3-0		0-0-0	0-0-0		AWAY		0-0-0		2-3-0		3-0-0
0-0-0		0-0-0	0-0-0		NEUTRAL		0-0-0		0-0-0		0-0-0
RPI S	Opponent	Score	RPI S	Opponent	Score	RPI S	Opponent	Score	RPI S	Opponent	Score
5 N	Alabama	1 2	26 A	Florida St.	0 4	52 A	FGCU	4 2	122 A	Col. of Charleston	3 4
9 A	LSU	2 3	26 A	Florida St.	3 12	53 H	Kennesaw St.	2 6	122 A	Col. of Charleston	2 1
9 A	LSU	0 8	33 N	Minnesota	1 7	59 H	Jacksonville	5 3	132 A	Chattanooga	0 3
25 N	Wisconsin	4 6	33 N	Minnesota	0 5	59 H	Jacksonville	9 5	132 A	Chattanooga	5 6
25 N	Wisconsin	0 3	39 A	Georgia	3 6	61 A	Georgia St.	0 8	132 A	Chattanooga	7 1
25 N	Wisconsin	0 4	47 H	South Carolina	2 7	61 A	Georgia St.	5 4	144 H	Mercer	7 6
						71 H	FIU	0 2	144 H	Mercer	4 0
						71 H	FIU	3 2	167 H	Samford	1 0
						87 H	Furman	6 0	167 H	Samford	6 0
						87 H	Furman	4 5	167 H	Samford	4 2
						87 H	Furman	2 3	175 N	Wichita St.	4 3
						96 N	Southern Ill.	1 0	181 H	Tennessee Tech	1 0
						96 N	Southern Ill.	1 10	182 H	Akron	6 4
									188 A	Elon	6 4
									188 A	Elon	8 5
									188 A	Elon	5 2
									196 H	St. John's (NY)	3 4
									196 H	St. John's (NY)	5 1
									197 N	Boston U.	9 1
									197 N	Boston U.	1 2
									263 H	Alabama St.	6 2
			LAST 10 GAMES								
			167 H	Samford	1 0	132 A	Chattanooga	7 1			
			167 H	Samford	6 0	132 A	Chattanooga	0 3			
			167 H	Samford	4 2	132 A	Chattanooga	5 6			
			61 A	Georgia St.	0 8	144 H	Mercer	4 0			
			61 A	Georgia St.	5 4	144 H	Mercer	7 6			

Non-Div. I Games:

Ga. Southern

Average RPI Win:		164	WON-LOST RECORD		WINNING PCT. RANK		LAST 10 GAMES		STRENGTH OF SCHEDULE		OPP. STRENGTH OF SCHEDULE		TEAM RPI		ADJ RPI		CONF. RPI		ADJ CONF. RPI				
DIV. I ONLY			19-13-0		.59375 88		9-1-0		117		94		84		.53466 81		18		19				
DIV. I NON-CONF.			13-13-0		.5 137		3-1-0		90		75		106		.52297 100		19		20				
TOTALS		RPI 1-25		RPI 26-50				W-L RECORDS		RPI 51-100				RPI 101-150				RPI 150+					
19-13-0		1-4-0		1-2-0				OVERALL		1-2-0				2-1-0				14-4-0					
0-0-0		0-0-0		0-0-0				HOME		0-0-0				0-0-0				0-0-0					
6-7-0		1-3-0		1-2-0				AWAY		0-1-0				0-0-0				4-1-0					
13-6-0		0-1-0		0-0-0				NEUTRAL		1-1-0				2-1-0				10-3-0					
13-13-0		1-4-0		1-2-0				NON-CONFERENCE		1-2-0				2-1-0				8-4-0					
0-0-0		0-0-0		0-0-0				HOME		0-0-0				0-0-0				0-0-0					
3-7-0		1-3-0		1-0-				AWAY		0-1-0				0-0-0				1-1-0					
10-6-0		0-1-0		0-0-0				NEUTRAL		1-1-0				2-1-0				7-3-0					
6-0-0		0-0-0		0-0-0				CONFERENCE		0-0-0				0-0-0				6-0-0					
0-0-0		0-0-0		0-0-0				HOME		0-0-0				0-0-0				0-0-0					
3-0-0		0-0-0		0-0-0				AWAY		0-0-0				0-0-0				3-0-0					
3-0-0		0-0-0		0-0-0				NEUTRAL		0-0-0				0-0-0				3-0-0					
RPI	S	Opponent		Score		RPI	S	Opponent		Score		RPI	S	Opponent		Score		RPI	S	Opponent		Score	
5	N	Alabama		0	10	35	A	North Carolina		0	4	72	A	Long Beach St.		4	5	102	N	Illinois		3	6
9	A	LSU		0	9	39	A	Georgia		3	0	87	N	Drake		1	2	105	N	Virginia		5	1
15	A	Nebraska		13	0	39	A	Georgia		1	4	100	N	UNLV		1	0	111	N	UC Santa Barbara		7	1
15	A	Nebraska		0	11													160	N	Nicholls St.		1	2
19	A	UCLA		1	7													163	N	Memphis		4	0
																		163	N	Memphis		4	1
																		164	A	Loyola Marymount		5	0
																		166	A	UNI		2	5
																		170	A	Western Ill.		9	5
																		170	A	Western Ill.		13	1
																		170	A	Western Ill.		7	4
																		172	N	Radford		8	0
																		179	N	Northern Ill.		9	7
																		192	N	George Washington		4	5
																		222	N	IUPUI		3	2
																		222	N	IUPUI		2	0
																		222	N	IUPUI		8	0
																		229	N	Indiana St.		4	2
																		229	N	Indiana St.		7	10
																		241	N	Green Bay		9	1
																		262	N	Weber St.		3	0
						LAST 10 GAMES																	
						170	A	Western Ill.		13	1	222	N	IUPUI		3	2						
						170	A	Western Ill.		9	5	15	A	Nebraska		13	0						
						170	A	Western Ill.		7	4	15	A	Nebraska		0	11						
						222	N	IUPUI		2	0	164	A	Loyola Marymount		5	0						
						222	N	IUPUI		8	0	179	N	Northern Ill.		9	7						

Non-Div. I Games:

North Dakota St.

RPI	S	Opponent	Score	
263	A	Alabama St.	0	5
288	N	Saint Peter's	5	0

Eastern Ill.

E
a
s
t
e
r
n
I
l
l
.

E
a
s
t
e
r
n
I
l
l
.

RPI	S	Opponent	Score	
282	H	Southern U.	9	0
282	H	Southern U.	7	1

McNeese St.

M
c
N
e
e
s
e
s
t
.

M
c
N
e
e
s
e
s
t
.

Average RPI Win:	169	WON-LOST	WINNING	LAST 10	STRENGTH OF	OPP. STRENGTH	TEAM	ADJ	CONF.	ADJ CONF.					
Average RPI Loss:	121	RECORD	PCT. RANK	GAMES	SCHEDULE	OF SCHEDULE	RPI	RPI	RPI	RPI					
DIV. I ONLY		31-10-0	.7561	24	7-3-0	259	118	90	.53153	86	15	14			
DIV. I NON-CONF.		19-5-0	.79167	25	0-1-0	281	163	112	.52154	103	15	15			
<hr/>															
TOTALS	RPI 1-25	RPI 26-50		W-L RECORDS		RPI 51-100		RPI 101-150		RPI 150+					
31-10-0	0-0-0	3-0-0		OVERALL		2-3-0		9-6-0		17-1-0					
11-5-0	0-0-0	0-0-0		HOME		2-1-0		3-3-0		6-1-0					
13-3-0	0-0-0	1-0-0		AWAY		0-2-0		3-0-0		9-0-0					
7-2-0	0-0-0	2-0-0		NEUTRAL		0-0-0		3-2-0		2-0-0					
19-5-0	0-0-0	3-0-0		NON-CONFERENCE		0-0-0		4-5-0		12-0-0					
5-2-0	0-0-0	0-0-0		HOME		0-0-0		1-2-0		4-0-0					
7-1-0	0-0-0	1-0-		AWAY		0-0-0		0-1-0		6-0-0					
7-2-0	0-0-0	2-0-0		NEUTRAL		0-0-0		3-2-0		2-0-0					
12-5-0	0-0-0	0-0-0		CONFERENCE		2-3-0		5-1-0		5-1-0					
6-3-0	0-0-0	0-0-0		HOME		2-1-0		2-1-0		2-1-0					
6-2-0	0-0-0	0-0-0		AWAY		0-2-0		3-0-0		3-0-0					
0-0-0	0-0-0	0-0-0		NEUTRAL		0-0-0		0-0-0		0-0-0					
RPI	S	Opponent	Score	RPI	S	Opponent	Score	RPI	S	Opponent	Score				
				28	A	Mississippi St.	10 5	78	H	Central Ark.	4 8	111	N	UC Santa Barbara	0 5
				34	N	Western Ky.	5 3	78	H	Central Ark.	1 0	116	N	Murray St.	3 2
				49	N	Lipscomb	2 1	78	H	Central Ark.	1 0	116	N	Murray St.	4 5
								85	A	McNeese St.	0 1	119	A	Stephen F. Austin	12 0
								85	A	McNeese St.	2 5	119	A	Stephen F. Austin	3 1
												119	A	Stephen F. Austin	6 1
												129	H	Lamar	8 2
												129	H	Lamar	3 5
												129	H	Lamar	9 1
												149	A	Louisiana Tech	0 8
												149	H	Louisiana Tech	6 0
												149	H	Louisiana Tech	0 5
												149	H	Louisiana Tech	3 4
												149	N	Louisiana Tech	6 4
												149	N	Louisiana Tech	11 3
												160	H	Nicholls St.	4 6
												160	H	Nicholls St.	5 2
												160	H	Nicholls St.	4 3
												161	H	La.-Monroe	4 2
												176	A	Southern Miss.	10 5
												176	A	Southern Miss.	3 2
												210	A	Jackson St.	5 2
												210	H	Jackson St.	3 0
												218	A	A&M-Corpus Christi	5 1
												218	A	A&M-Corpus Christi	5 2
												218	A	A&M-Corpus Christi	9 0
												237	N	Southeast Mo. St.	8 0
<hr/>															
LAST 10 GAMES															
				119	A	Stephen F. Austin	12 0	78	H	Central Ark.	1 0	210	H	Jackson St.	3 0
				119	A	Stephen F. Austin	3 1	78	H	Central Ark.	4 8	218	A	A&M-Corpus Christi	5 1
				119	A	Stephen F. Austin	6 1	129	H	Lamar	8 2	218	A	A&M-Corpus Christi	5 2
				149	H	Louisiana Tech	0 5	129	H	Lamar	3 5	218	A	A&M-Corpus Christi	9 0
				78	H	Central Ark.	1 0	129	H	Lamar	9 1	237	N	Southeast Mo. St.	8 0

Non-Div. I Games:

Northwestern St.

RPI	S	Opponent	Score	
247	N	Mississippi Val.	6	0
280	A	Alcorn	8	0
280	A	Alcorn	12	1
280	H	Alcorn	10	3
280	H	Alcorn	8	0
282	A	Southern U.	8	0

N
o
r
t
h
w
e
s
t
e
r
n
s
t
.

N
o
r
t
h
w
e
s
t
e
r
n
s
t
.

Northwestern St.

Drake

Average RPI Win: 171		WON-LOST	WINNING	LAST 10	STRENGTH OF		OPP. STRENGTH	TEAM	ADJ		CONF.	ADJ CONF.
Average RPI Loss: 65		RECORD	PCT. RANK	GAMES	SCHEDULE		OF SCHEDULE	RPI	RPI		RPI	RPI
DIV. I ONLY		23-16-0	.58974	90	5-5-0		135	44	85		.53103	87
DIV. I NON-CONF.		13-12-0	.52	129	0-2-0		80	9	78		.534	83
TOTALS		RPI 1-25	RPI 26-50		W-L RECORDS		RPI 51-100		RPI 101-150		RPI 150+	
23-16-0		0-7-0	2-2-0		OVERALL		4-4-0		1-0-0		16-3-0	
5-5-0		0-1-0	2-1-0		HOME		0-0-0		0-0-0		3-3-0	
5-7-0		0-4-0	0-1-0		AWAY		2-2-0		0-0-0		3-0-0	
13-4-0		0-2-0	0-0-0		NEUTRAL		2-2-0		1-0-0		10-0-0	
13-12-0		0-7-0	0-1-0		NON-CONFERENCE		2-4-0		1-0-0		10-0-0	
0-1-0		0-1-0	0-0-0		HOME		0-0-0		0-0-0		0-0-0	
0-7-0		0-4-0	0-0-		AWAY		0-2-0		0-0-0		0-0-0	
13-4-0		0-2-0	0-0-0		NEUTRAL		2-2-0		1-0-0		10-0-0	
10-4-0		0-0-0	2-1-0		CONFERENCE		2-0-0		0-0-0		6-3-0	
5-4-0		0-0-0	2-1-0		HOME		0-0-0		0-0-0		3-3-0	
5-0-0		0-0-0	0-0-0		AWAY		2-0-0		0-0-0		3-0-0	
0-0-0		0-0-0	0-0-0		NEUTRAL		0-0-0		0-0-0		0-0-0	
RPI S	Opponent	Score	RPI S	Opponent	Score	RPI S	Opponent	Score	RPI S	Opponent	Score	
1 A	Oklahoma	0 13	29 A	Arizona	3 5	69 A	Ole Miss	1 2	102 N	Illinois	3 2	
1 A	Oklahoma	2 10	41 H	Illinois St.	4 1	74 N	UT Martin	7 3	155 A	Evansville	2 1	
2 A	Florida	3 4	41 H	Illinois St.	5 6	76 N	Purdue	5 8	155 A	Evansville	3 2	
2 A	Florida	1 4	41 H	Illinois St.	4 3	81 N	North Dakota St.	2 1	166 A	UNI	6 0	
5 N	Alabama	2 8				85 N	McNeese St.	1 5	186 H	Missouri St.	2 3	
15 N	Nebraska	0 2				91 A	Iowa St.	5 6	186 H	Missouri St.	2 6	
22 H	Iowa	0 18				96 A	Southern Ill.	11 9	186 H	Missouri St.	13 5	
						96 A	Southern Ill.	9 7	207 N	Presbyterian	9 1	
									213 N	Northern Colo.	14 1	
									213 N	Northern Colo.	5 2	
									227 N	Southern Utah	7 2	
									228 N	Middle Tenn.	3 2	
									229 H	Indiana St.	3 4	
									229 H	Indiana St.	13 1	
									229 H	Indiana St.	9 1	
									232 N	Florida A&M	1 0	
									236 N	Utah St.	5 0	
									241 N	Green Bay	5 1	
									247 N	Mississippi Val.	7 0	
									249 N	Mt. St. Mary's	6 5	
			LAST 10 GAMES									
			41 H	Illinois St.	5 6	229 H	Indiana St.	3 4				
			41 H	Illinois St.	4 1	229 H	Indiana St.	9 1				
			41 H	Illinois St.	4 3	22 H	Iowa	0 18				
			91 A	Iowa St.	5 6	186 H	Missouri St.	13 5				
			229 H	Indiana St.	13 1	186 H	Missouri St.	2 3				

Non-Div. I Games:

Drake

Average RPI Win: 149		WON-LOST RECORD	WINNING PCT. RANK	LAST 10 GAMES	STRENGTH OF SCHEDULE	OPP. STRENGTH OF SCHEDULE	TEAM RPI	ADJ RPI	CONF. RPI	ADJ CONF. RPI					
Average RPI Loss: 102															
DIV. I ONLY		22-19-0	.53659	118	5-5-0	80	153	89	.53103	87	14	15			
DIV. I NON-CONF.		15-12-0	.55556	103	4-3-0	75	142	77	.5391	77	14	14			
<hr/>															
TOTALS		RPI 1-25		RPI 26-50		W-L RECORDS		RPI 51-100		RPI 101-150		RPI 150+			
22-19-0		0-0-0		1-3-0		OVERALL		7-7-0		2-6-0		12-3-0			
7-11-0		0-0-0		1-1-0		HOME		1-4-0		2-4-0		3-2-0			
10-6-0		0-0-0		0-2-0		AWAY		5-3-0		0-0-0		5-1-0			
5-2-0		0-0-0		0-0-0		NEUTRAL		1-0-0		0-2-0		4-0-0			
15-12-0		0-0-0		1-3-0		NON-CONFERENCE		3-6-0		0-2-0		11-1-0			
4-5-0		0-0-0		1-1-0		HOME		1-4-0		0-0-0		2-0-0			
6-5-0		0-0-0		0-0-		AWAY		1-2-0		0-0-0		5-1-0			
5-2-0		0-0-0		0-0-0		NEUTRAL		1-0-0		0-2-0		4-0-0			
7-7-0		0-0-0		0-0-0		CONFERENCE		4-1-0		2-4-0		1-2-0			
3-6-0		0-0-0		0-0-0		HOME		0-0-0		2-4-0		1-2-0			
4-1-0		0-0-0		0-0-0		AWAY		4-1-0		0-0-0		0-0-0			
0-0-0		0-0-0		0-0-0		NEUTRAL		0-0-0		0-0-0		0-0-0			
RPI	S	Opponent	Score	RPI	S	Opponent	Score	RPI	S	Opponent	Score				
				38	A	USC Upstate	0 5	53	H	Kennesaw St.	3 4	103	N	Monmouth	2 4
				38	A	USC Upstate	6 8	53	H	Kennesaw St.	0 1	122	H	Col. of Charleston	2 3
				47	H	South Carolina	5 6	54	H	Kansas	0 4	122	H	Col. of Charleston	1 4
				47	H	South Carolina	8 6	54	H	Kansas	2 0	122	H	Col. of Charleston	0 3
								54	H	Kansas	1 11	132	H	Chattanooga	9 1
								61	A	Georgia St.	1 3	132	H	Chattanooga	1 6
								61	A	Georgia St.	6 2	132	H	Chattanooga	4 0
								65	A	Auburn	1 9	145	N	Dayton	3 4
								80	A	Ga. Southern	5 4	173	A	Charlotte	3 0
								80	A	Ga. Southern	3 2	173	A	Charlotte	2 0
								80	A	Ga. Southern	0 6	174	H	Towson	8 4
								92	A	UNC Greensboro	10 5	174	H	Towson	8 2
								92	A	UNC Greensboro	8 0	177	N	Austin Peay	3 1
								94	N	Kent St.	8 5	187	N	Army	4 2
												207	A	Presbyterian	2 3
												207	A	Presbyterian	7 5
												220	H	Western Caro.	3 0
												220	H	Western Caro.	4 5
												220	H	Western Caro.	0 1
												224	A	Gardner-Webb	3 2
												224	A	Gardner-Webb	6 3
												225	N	Hartford	4 0
												265	N	Rhode Island	4 0
LAST 10 GAMES															
				54	H	Kansas	1 11	220	H	Western Caro.	3 0				
				54	H	Kansas	0 4	220	H	Western Caro.	4 5				
				54	H	Kansas	2 0	220	H	Western Caro.	0 1				
				173	A	Charlotte	2 0	61	A	Georgia St.	6 2				
				173	A	Charlotte	3 0	61	A	Georgia St.	1 3				

Non-Div. I Games:

Furman

RPI	S	Opponent	Score	
239	H	Northern Ky.	4	1

Marshall

M
a
r
s
h
a
l
l

M
a
r
s
h
a
l
l

[illegible]

Non-Div. I Games:

Sam Houston St.

RPI	S	Opponent	Score	
218	A	A&M-Corpus Christi	8	5
243	A	Texas Southern	9	4
243	A	Texas Southern	6	2

Sam Houston St.

S
a
m
H
o
u
s
t
o
n
S
t
.

S
a
m
H
o
u
s
t
o
n
S
t
.

Average RPI Win: 169		WON-LOST	WINNING	LAST 10	STRENGTH OF		OPP. STRENGTH	TEAM	ADJ		CONF.	ADJ CONF.
Average RPI Loss: 70		RECORD	PCT. RANK	GAMES	SCHEDULE		OF SCHEDULE	RPI	RPI		RPI	RPI
DIV. I ONLY		18-22-0	.45	170	43		90	91	.5277		91	3
DIV. I NON-CONF.		15-16-0	.48387	151	108		137	124	.50784		120	3
TOTALS		RPI 1-25	RPI 26-50		W-L RECORDS		RPI 51-100		RPI 101-150		RPI 150+	
18-22-0		1-9-0	0-3-0		OVERALL		4-2-0		2-5-0		11-3-0	
8-1-0		0-0-0	0-0-0		HOME		4-1-0		0-0-0		4-0-0	
0-13-0		0-8-0	0-1-0		AWAY		0-1-0		0-3-0		0-0-0	
10-8-0		1-1-0	0-2-0		NEUTRAL		0-0-0		2-2-0		7-3-0	
15-16-0		1-3-0	0-3-0		NON-CONFERENCE		1-2-0		2-5-0		11-3-0	
5-1-0		0-0-0	0-0-0		HOME		1-1-0		0-0-0		4-0-0	
0-7-0		0-2-0	0-0-		AWAY		0-1-0		0-3-0		0-0-0	
10-8-0		1-1-0	0-2-0		NEUTRAL		0-0-0		2-2-0		7-3-0	
3-6-0		0-6-0	0-0-0		CONFERENCE		3-0-0		0-0-0		0-0-0	
3-0-0		0-0-0	0-0-0		HOME		3-0-0		0-0-0		0-0-0	
0-6-0		0-6-0	0-0-0		AWAY		0-0-0		0-0-0		0-0-0	
0-0-0		0-0-0	0-0-0		NEUTRAL		0-0-0		0-0-0		0-0-0	
RPI S	Opponent	Score	RPI S	Opponent	Score	RPI S	Opponent	Score	RPI S	Opponent	Score	
3 A	Texas	4 12	36 N	Oregon St.	1 9	52 A	FGCU	6 7	109 A	Fresno St.	6 7	
3 A	Texas	0 8	40 N	San Diego St.	4 7	66 H	IPFW	5 8	124 N	Rutgers	3 2	
3 A	Texas	2 7	42 A	South Fla.	0 6	77 H	Oklahoma St.	11 8	124 N	Rutgers	2 4	
4 N	Oregon	2 1				77 H	Oklahoma St.	8 6	128 N	Penn St.	8 9	
5 A	Alabama	4 13				77 H	Oklahoma St.	9 7	134 A	UTSA	4 7	
5 A	Alabama	0 6				87 H	Drake	6 5	136 A	Fla. Atlantic	0 6	
14 N	California	0 11							148 N	Boise St.	9 4	
24 A	Baylor	5 7							171 N	Valparaiso	2 4	
24 A	Baylor	0 13							184 N	Temple	14 3	
24 A	Baylor	3 4							186 N	Missouri St.	6 8	
									188 N	Elon	12 1	
									196 N	St. John's (NY)	11 1	
									196 N	St. John's (NY)	11 9	
									206 N	Liberty	9 1	
									208 N	Dartmouth	7 8	
									229 H	Indiana St.	7 2	
									242 H	South Dakota St.	11 4	
									244 N	Bethune-Cookman	7 0	
									251 H	North Dakota	8 0	
									251 H	North Dakota	11 1	
									260 N	Iona	11 1	
LAST 10 GAMES												
3 A	Texas	2 7	77 H	Oklahoma St.	8 6							
3 A	Texas	4 12	77 H	Oklahoma St.	11 8							
3 A	Texas	0 8	24 A	Baylor	5 7							
87 H	Drake	6 5	24 A	Baylor	0 13							
77 H	Oklahoma St.	9 7	24 A	Baylor	3 4							

Non-Div. I Games:

Iowa St.

Average RPI Win:		183	WON-LOST RECORD		WINNING PCT. RANK		LAST 10 GAMES		STRENGTH OF SCHEDULE		OPP. STRENGTH OF SCHEDULE		TEAM RPI		ADJ RPI		CONF. RPI		ADJ CONF. RPI	
DIV. I ONLY			29-11-0		.725 35		6-4-0		235		147		88		.52704 92		14		15	
DIV. I NON-CONF.			20-6-0		.76923 28		2-2-0		221		182		70		.54225 74		14		14	
TOTALS		RPI 1-25		RPI 26-50		W-L RECORDS		RPI 51-100		RPI 101-150		RPI 150+								
29-11-0		0-0-0		0-2-0		OVERALL		3-3-0		5-1-0		21-5-0								
12-7-0		0-0-0		0-0-0		HOME		2-3-0		2-1-0		8-3-0								
9-3-0		0-0-0		0-2-0		AWAY		0-0-0		0-0-0		9-1-0								
8-1-0		0-0-0		0-0-0		NEUTRAL		1-0-0		3-0-0		4-1-0								
20-6-0		0-0-0		0-2-0		NON-CONFERENCE		3-1-0		3-0-0		14-3-0								
8-3-0		0-0-0		0-0-0		HOME		2-1-0		0-0-0		6-2-0								
4-2-0		0-0-0		0-0-		AWAY		0-0-0		0-0-0		4-0-0								
8-1-0		0-0-0		0-0-0		NEUTRAL		1-0-0		3-0-0		4-1-0								
9-5-0		0-0-0		0-0-0		CONFERENCE		0-2-0		2-1-0		7-2-0								
4-4-0		0-0-0		0-0-0		HOME		0-2-0		2-1-0		2-1-0								
5-1-0		0-0-0		0-0-0		AWAY		0-0-0		0-0-0		5-1-0								
0-0-0		0-0-0		0-0-0		NEUTRAL		0-0-0		0-0-0		0-0-0								
RPI	S	Opponent		Score		RPI	S	Opponent		Score		RPI	S	Opponent		Score				
27	A	Virginia Tech		9	10	83	H	Eastern Ill.		5	1	103	N	Monmouth		5	2			
27	A	Virginia Tech		1	8	83	N	Eastern Ill.		2	0	104	H	Appalachian St.		3	1			
						87	H	Furman		5	10	104	H	Appalachian St.		1	6			
						87	H	Furman		0	8	104	H	Appalachian St.		5	3			
						89	H	Marshall		3	4	105	N	Virginia		2	1			
						89	H	Marshall		7	2	145	N	Dayton		6	4			
												167	H	Samford		0	5			
												167	H	Samford		9	1			
												167	H	Samford		4	0			
												173	H	Charlotte		4	8			
												173	H	Charlotte		8	6			
												174	H	Towson		0	1			
												188	A	Elon		5	8			
												188	A	Elon		5	1			
												188	A	Elon		10	2			
												201	N	Belmont		1	0			
												201	N	Belmont		0	1			
												206	H	Liberty		8	0			
												206	H	Liberty		5	4			
												211	N	George Mason		5	4			
												211	N	George Mason		2	1			
												215	H	Quinnipiac		9	1			
												215	H	Quinnipiac		10	8			
												220	A	Western Caro.		5	1			
												220	A	Western Caro.		7	3			
												220	A	Western Caro.		11	1			
												223	H	Drexel		9	4			
LAST 10 GAMES																				
104	H	Appalachian St.		5	3	27	A	Virginia Tech		9	10	215	H	Quinnipiac		10	8			
104	H	Appalachian St.		3	1	27	A	Virginia Tech		1	8	220	A	Western Caro.		5	1			
104	H	Appalachian St.		1	6	188	A	Elon		5	8	220	A	Western Caro.		7	3			
206	H	Liberty		8	0	188	A	Elon		10	2	220	A	Western Caro.		11	1			
206	H	Liberty		5	4	188	A	Elon		5	1	223	H	Drexel		9	4			

Non-Div. I Games:

UNC Greensboro

RPI	S	Opponent	Score	
225	N	Hartford	3	1
230	A	Charleston So.	5	4
263	A	Alabama St.	4	0
271	A	N.C. A&T	11	8
271	A	N.C. A&T	10	1

UNC Greensboro

U
N
C
G
r
e
e
n
s
b
o
r
o

U
N
C
G
r
e
e
n
s
b
o
r
o

Average RPI Win: 146		WON-LOST	WINNING	LAST 10	STRENGTH OF		OPP. STRENGTH	TEAM	ADJ	CONF.	ADJ CONF.
Average RPI Loss: 80		RECORD	PCT. RANK	GAMES	SCHEDULE		OF SCHEDULE	RPI	RPI	RPI	RPI
DIV. I ONLY		21-17-0	.55263	113	6-4-0		120	60	94	.52508	93
DIV. I NON-CONF.		14-13-0	.51852	134	0-0-0		159	117	129	.50552	128
TOTALS		RPI 1-25	RPI 26-50		W-L RECORDS		RPI 51-100		RPI 101-150		RPI 150+
21-17-0		0-4-0	2-3-0		OVERALL		3-5-0		10-2-0		6-3-0
5-2-0		0-2-0	0-0-0		HOME		0-0-0		5-0-0		0-0-0
5-5-0		0-2-0	0-0-0		AWAY		3-3-0		2-0-0		0-0-0
11-10-0		0-0-0	2-3-0		NEUTRAL		0-2-0		3-2-0		6-3-0
14-13-0		0-1-0	2-3-0		NON-CONFERENCE		1-4-0		5-2-0		6-3-0
0-0-0		0-0-0	0-0-0		HOME		0-0-0		0-0-0		0-0-0
3-3-0		0-1-0	0-0-		AWAY		1-2-0		2-0-0		0-0-0
11-10-0		0-0-0	2-3-0		NEUTRAL		0-2-0		3-2-0		6-3-0
7-4-0		0-3-0	0-0-0		CONFERENCE		2-1-0		5-0-0		0-0-0
5-2-0		0-2-0	0-0-0		HOME		0-0-0		5-0-0		0-0-0
2-2-0		0-1-0	0-0-0		AWAY		2-1-0		0-0-0		0-0-0
0-0-0		0-0-0	0-0-0		NEUTRAL		0-0-0		0-0-0		0-0-0
RPI S	Opponent	Score	RPI S	Opponent	Score	RPI S	Opponent	Score	RPI S	Opponent	Score
6 A	Arizona St.	2 9	41 N	Illinois St.	3 2	52 A	FGCU	0 6	117 N	Central Mich.	0 3
10 A	Michigan	2 21	47 N	South Carolina	5 12	54 N	Kansas	0 1	118 H	Indiana	10 7
10 H	Michigan	2 11	47 N	South Carolina	3 11	59 N	Jacksonville	2 5	118 H	Indiana	5 0
10 H	Michigan	7 8	50 N	Ball St.	2 7	76 A	Purdue	1 0	118 H	Indiana	2 1
			50 N	Ball St.	4 2	76 A	Purdue	3 2	128 H	Penn St.	4 1
						76 A	Purdue	2 7	128 H	Penn St.	7 1
						97 A	Stetson	4 1	131 N	Villanova	1 5
						97 A	Stetson	1 6	136 A	Fla. Atlantic	1 0
									136 A	Fla. Atlantic	7 2
									137 N	Albany (NY)	3 1
									139 N	Ill.-Chicago	5 1
									139 N	Ill.-Chicago	11 7
									161 N	La.-Monroe	1 6
									166 N	UNI	1 0
									198 N	Eastern Mich.	4 6
									199 N	Harvard	1 0
									233 N	Wright St.	1 2
									267 N	St. Bonaventure	8 0
									267 N	St. Bonaventure	12 0
									269 N	Niagara	8 1
									269 N	Niagara	2 1
			LAST 10 GAMES								
			10 H	Michigan	7 8	76 A	Purdue	3 2			
			10 H	Michigan	2 11	128 H	Penn St.	7 1			
			10 A	Michigan	2 21	128 H	Penn St.	4 1			
			76 A	Purdue	1 0	118 H	Indiana	2 1			
			76 A	Purdue	2 7	118 H	Indiana	10 7			

Non-Div. I Games:

Michigan St.

K
e
n
t
s
t
.

K
e
n
t
s
t
.

Kent St.

Average RPI Win:		181	WON-LOST RECORD		WINNING PCT. RANK	LAST 10 GAMES	STRENGTH OF SCHEDULE		OPP. STRENGTH OF SCHEDULE	TEAM RPI	ADJ RPI	CONF. RPI	ADJ CONF. RPI				
Average RPI Loss:		90															
DIV. I ONLY			26-16-0		.61905	75	7-3-0		164	107	92	.52404	95	17	17		
DIV. I NON-CONF.			13-12-0		.52	129	0-2-0		157	87	122	.50581	126	17	18		
TOTALS		RPI 1-25		RPI 26-50		W-L RECORDS		RPI 51-100		RPI 101-150		RPI 150+					
26-16-0		0-4-0		1-2-0		OVERALL		2-4-0		5-3-0		18-3-0					
8-6-0		0-2-0		0-0-0		HOME		2-2-0		0-0-0		6-2-0					
8-5-0		0-1-0		0-1-0		AWAY		0-1-0		2-1-0		6-1-0					
10-5-0		0-1-0		1-1-0		NEUTRAL		0-1-0		3-2-0		6-0-0					
13-12-0		0-4-0		1-2-0		NON-CONFERENCE		0-2-0		3-3-0		9-1-0					
2-2-0		0-2-0		0-0-0		HOME		0-0-0		0-0-0		2-0-0					
1-5-0		0-1-0		0-0-		AWAY		0-1-0		0-1-0		1-1-0					
10-5-0		0-1-0		1-1-0		NEUTRAL		0-1-0		3-2-0		6-0-0					
13-4-0		0-0-0		0-0-0		CONFERENCE		2-2-0		2-0-0		9-2-0					
6-4-0		0-0-0		0-0-0		HOME		2-2-0		0-0-0		4-2-0					
7-0-0		0-0-0		0-0-0		AWAY		0-0-0		2-0-0		5-0-0					
0-0-0		0-0-0		0-0-0		NEUTRAL		0-0-0		0-0-0		0-0-0					
RPI	S	Opponent		Score		RPI	S	Opponent		Score		RPI	S	Opponent		Score	
7	H	Kentucky		3	4	30	N	UAB		1	6	57	H	SIU Edwardsville		11	3
7	H	Kentucky		2	6	34	A	Western Ky.		3	8	57	H	SIU Edwardsville		1	4
8	A	Tennessee		0	8	50	N	Ball St.		8	6	83	H	Eastern Ill.		5	3
25	N	Wisconsin		1	5							83	H	Eastern Ill.		2	3
												94	N	Kent St.		2	4
												96	A	Southern Ill.		1	9
														139 N Ill.-Chicago		2	0
														139 N Ill.-Chicago		3	9
														144 N Mercer		2	1
														146 N Central Conn. St.		6	1
														168 H Ohio		10	3
														168 H Ohio		7	0
														177 A Austin Peay		6	1
														177 A Austin Peay		3	1
														181 H Tennessee Tech		3	0
														181 H Tennessee Tech		1	5
														181 H Tennessee Tech		2	11
														201 A Belmont		12	7
														201 A Belmont		7	4
														201 A Belmont		2	0
														202 N Miami (OH)		10	2
														206 N Liberty		4	0
														228 A Middle Tenn.		1	2
														228 A Middle Tenn.		5	1
														238 H Tennessee St.		9	2
														238 H Tennessee St.		13	5
														238 H Tennessee St.		5	3
														239 N Northern Ky.		3	2
														255 N Toledo		10	2
				LAST 10 GAMES													
						238	H	Tennessee St.		5	3	177	A	Austin Peay		3	1
						238	H	Tennessee St.		9	2	177	A	Austin Peay		6	1
						238	H	Tennessee St.		13	5	116	A	Murray St.		5	4
						7	H	Kentucky		2	6	116	A	Murray St.		12	8
						7	H	Kentucky		3	4	181	H	Tennessee Tech		1	5

Non-Div. I Games:

Eastern Ky.

RPI	S	Opponent	Score	
255	N	Toledo	9	2
281	N	N.C. Central	9	0

Eastern Ky.

E
a
s
t
e
r
n
K
y
.

E
a
s
t
e
r
n
K
y
.

Average RPI Win:		131	WON-LOST RECORD		WINNING PCT. RANK		LAST 10 GAMES		STRENGTH OF SCHEDULE		OPP. STRENGTH OF SCHEDULE		TEAM RPI		ADJ RPI		CONF. RPI		ADJ CONF. RPI								
Average RPI Loss:		92																									
DIV. I ONLY			19-20-0		.48718 141		5-5-0		75		99		98		.52374 96		13		13								
DIV. I NON-CONF.			12-14-0		.46154 156		0-3-0		36		90		84		.53435 82		13		12								
TOTALS		RPI 1-25		RPI 26-50		W-L RECORDS		RPI 51-100		RPI 101-150		RPI 150+															
19-20-0		0-2-0		4-3-0		OVERALL		3-8-0		2-1-0		10-6-0															
10-5-0		0-1-0		0-0-0		HOME		1-3-0		0-0-0		9-1-0															
2-8-0		0-0-0		2-1-0		AWAY		0-3-0		0-0-0		0-4-0															
7-7-0		0-1-0		2-2-0		NEUTRAL		2-2-0		2-1-0		1-1-0															
12-14-0		0-2-0		2-2-0		NON-CONFERENCE		3-6-0		2-1-0		5-3-0															
5-2-0		0-1-0		0-0-0		HOME		1-1-0		0-0-0		4-0-0															
0-5-0		0-0-0		0-0-		AWAY		0-3-0		0-0-0		0-2-0															
7-7-0		0-1-0		2-2-0		NEUTRAL		2-2-0		2-1-0		1-1-0															
7-6-0		0-0-0		2-1-0		CONFERENCE		0-2-0		0-0-0		5-3-0															
5-3-0		0-0-0		0-0-0		HOME		0-2-0		0-0-0		5-1-0															
2-3-0		0-0-0		2-1-0		AWAY		0-0-0		0-0-0		0-2-0															
0-0-0		0-0-0		0-0-0		NEUTRAL		0-0-0		0-0-0		0-0-0															
RPI	S	Opponent		Score		RPI	S	Opponent		Score		RPI	S	Opponent		Score											
5	N	Alabama		1	10	27	N	Virginia Tech		2	4	52	A	FGCU		0	6	104	N	Appalachian St.		9	10				
25	H	Wisconsin		3	7	27	N	Virginia Tech		0	9	57	H	SIU Edwardsville		4	6	114	N	UC Davis		8	7				
						31	N	Hofstra		7	5	68	N	UCF		2	5	132	N	Chattanooga		6	3				
						41	A	Illinois St.		6	10	74	A	UT Martin		4	5	151	H	Saint Louis		11	3				
						41	A	Illinois St.		11	10	80	N	Ga. Southern		10	1	151	H	Saint Louis		7	6				
						41	A	Illinois St.		9	3	80	N	Ga. Southern		0	1	162	N	Massachusetts		3	4				
						42	N	South Fla.		5	4	83	A	Eastern Ill.		0	8	166	A	UNI		1	2				
												87	H	Drake		9	11	166	A	UNI		3	4				
												87	H	Drake		7	9	175	H	Wichita St.		7	6				
												95	H	Eastern Ky.		9	1	175	H	Wichita St.		2	6				
												98	N	Fordham		4	0	175	H	Wichita St.		14	6				
																		177	A	Austin Peay		7	11				
																		177	A	Austin Peay		2	8				
																		179	H	Northern Ill.		12	4				
																		186	H	Missouri St.		7	1				
																		186	H	Missouri St.		5	4				
																		186	H	Missouri St.		7	5				
																		212	N	LIU Brooklyn		4	2				
																		217	H	Butler		9	0				
						LAST 10 GAMES																					
						186 H Missouri St.						5	4	175 H Wichita St.						7	6						
						186 H Missouri St.						7	1	175 H Wichita St.						14	6						
						186 H Missouri St.						7	5	83 A Eastern Ill.						0	8						
						74 A UT Martin						4	5	57 H SIU Edwardsville						4	6						
						175 H Wichita St.						2	6	41 A Illinois St.						6	10						

Non-Div. I Games:

Southern Ill.

Average RPI Win: 187		WON-LOST	WINNING	LAST 10	STRENGTH OF		OPP. STRENGTH	TEAM	ADJ	CONF.	ADJ CONF.
Average RPI Loss: 81		RECORD	PCT. RANK	GAMES	SCHEDULE		OF SCHEDULE	RPI	RPI	RPI	RPI
DIV. I ONLY		24-17-0	.58537	91	5-5-0		124	161	93	.52332	97
DIV. I NON-CONF.		17-7-0	.70833	48	0-0-0		230	200	96	.52276	101
TOTALS		RPI 1-25	RPI 26-50		W-L RECORDS		RPI 51-100		RPI 101-150		RPI 150+
24-17-0	0-0-0	0-6-0		OVERALL		5-7-0		1-3-0		18-1-0	
21-9-0	0-0-0	0-2-0		HOME		3-4-0		1-2-0		17-1-0	
2-6-0	0-0-0	0-3-0		AWAY		2-3-0		0-0-0		0-0-0	
1-2-0	0-0-0	0-1-0		NEUTRAL		0-0-0		0-1-0		1-0-0	
17-7-0	0-0-0	0-3-0		NON-CONFERENCE		1-3-0		0-1-0		16-0-0	
16-5-0	0-0-0	0-2-0		HOME		1-3-0		0-0-0		15-0-0	
0-0-0	0-0-0	0-0-		AWAY		0-0-0		0-0-0		0-0-0	
1-2-0	0-0-0	0-1-0		NEUTRAL		0-0-0		0-1-0		1-0-0	
7-10-0	0-0-0	0-3-0		CONFERENCE		4-4-0		1-2-0		2-1-0	
5-4-0	0-0-0	0-0-0		HOME		2-1-0		1-2-0		2-1-0	
2-6-0	0-0-0	0-3-0		AWAY		2-3-0		0-0-0		0-0-0	
0-0-0	0-0-0	0-0-0		NEUTRAL		0-0-0		0-0-0		0-0-0	
RPI S	Opponent	Score	RPI S	Opponent	Score	RPI S	Opponent	Score	RPI S	Opponent	Score
38 A	USC Upstate	4 6	52 A	FGCU	4 10	141 N	Texas-Arlington	0 1	141 N	Texas-Arlington	0 1
38 A	USC Upstate	0 8	52 A	FGCU	4 5	144 H	Mercer	4 12	144 H	Mercer	4 12
38 A	USC Upstate	0 3	52 A	FGCU	3 5	144 H	Mercer	8 4	144 H	Mercer	8 4
47 H	South Carolina	7 15	53 H	Kennesaw St.	8 11	144 H	Mercer	4 8	144 H	Mercer	4 8
47 H	South Carolina	4 14	53 H	Kennesaw St.	8 0	171 H	Valparaiso	4 3	171 H	Valparaiso	4 3
47 N	South Carolina	3 8	53 H	Kennesaw St.	4 2	171 H	Valparaiso	5 1	171 H	Valparaiso	5 1
			59 A	Jacksonville	3 1	180 H	Fairleigh Dickinson	5 2	180 H	Fairleigh Dickinson	5 2
			59 A	Jacksonville	5 1	180 H	Fairleigh Dickinson	3 0	180 H	Fairleigh Dickinson	3 0
			68 H	UCF	0 3	203 H	Cornell	7 6	203 H	Cornell	7 6
			89 H	Marshall	4 6	203 H	Cornell	10 3	203 H	Cornell	10 3
			93 H	Michigan St.	6 1	208 H	Dartmouth	7 0	208 H	Dartmouth	7 0
			93 H	Michigan St.	1 4	214 N	Buffalo	5 1	214 N	Buffalo	5 1
						232 H	Florida A&M	11 0	232 H	Florida A&M	11 0
						239 H	Northern Ky.	2 1	239 H	Northern Ky.	2 1
						239 H	Northern Ky.	1 3	239 H	Northern Ky.	1 3
						239 H	Northern Ky.	8 0	239 H	Northern Ky.	8 0
						244 H	Bethune-Cookman	3 2	244 H	Bethune-Cookman	3 2
						244 H	Bethune-Cookman	7 3	244 H	Bethune-Cookman	7 3
						252 H	Colgate	6 3	252 H	Colgate	6 3
						252 H	Colgate	8 7	252 H	Colgate	8 7
						252 H	Colgate	10 2	252 H	Colgate	10 2
						269 H	Niagara	4 1	269 H	Niagara	4 1
						269 H	Niagara	8 0	269 H	Niagara	8 0
LAST 10 GAMES											
53 H	Kennesaw St.	4 2	38 A	USC Upstate	4 6						
53 H	Kennesaw St.	8 0	38 A	USC Upstate	0 3						
53 H	Kennesaw St.	8 11	38 A	USC Upstate	0 8						
59 A	Jacksonville	5 1	239 H	Northern Ky.	2 1						
59 A	Jacksonville	3 1	239 H	Northern Ky.	1 3						

Non-Div. I Games:

Stetson

Average RPI Win: 175		WON-LOST	WINNING	LAST 10	STRENGTH OF		OPP. STRENGTH	TEAM	ADJ		CONF.	ADJ CONF.		
Average RPI Loss: 127		RECORD	PCT. RANK	GAMES	SCHEDULE		OF SCHEDULE	RPI	RPI		RPI	RPI		
DIV. I ONLY		25-16-0	.60976	82	5-5-0		169	195	109		.52299	98		
DIV. I NON-CONF.		16-11-0	.59259	82	0-2-0		122	149	89		.53581	79		
TOTALS		RPI 1-25	RPI 26-50		W-L RECORDS		RPI 51-100		RPI 101-150		RPI 150+			
25-16-0		1-0-0	2-2-0		OVERALL		1-3-0		4-4-0		17-7-0			
6-2-0		0-0-0	0-0-0		HOME		0-0-0		0-0-0		6-2-0			
5-5-0		0-0-0	1-0-0		AWAY		0-0-0		0-0-0		4-5-0			
14-9-0		1-0-0	1-2-0		NEUTRAL		1-3-0		4-4-0		7-0-0			
16-11-0		1-0-0	2-2-0		NON-CONFERENCE		1-3-0		4-4-0		8-2-0			
0-2-0		0-0-0	0-0-0		HOME		0-0-0		0-0-0		0-2-0			
2-0-0		0-0-0	1-0-		AWAY		0-0-0		0-0-0		1-0-0			
14-9-0		1-0-0	1-2-0		NEUTRAL		1-3-0		4-4-0		7-0-0			
9-5-0		0-0-0	0-0-0		CONFERENCE		0-0-0		0-0-0		9-5-0			
6-0-0		0-0-0	0-0-0		HOME		0-0-0		0-0-0		6-0-0			
3-5-0		0-0-0	0-0-0		AWAY		0-0-0		0-0-0		3-5-0			
0-0-0		0-0-0	0-0-0		NEUTRAL		0-0-0		0-0-0		0-0-0			
RPI	S	Opponent	Score		RPI	S	Opponent	Score		RPI	S	Opponent	Score	
3	N	Texas	9	7	27	N	Virginia Tech	2	0	62	N	Pacific	5	6
					28	N	Mississippi St.	0	8	68	N	UCF	0	4
					43	A	James Madison	12	1	79	N	Georgia Tech	11	10
					44	N	DePaul	2	4	96	N	Southern Ill.	0	4
												Maryland	2	10
												UC Davis	0	2
												Central Mich.	7	1
												Indiana	0	1
												Pittsburgh	0	13
												Chattanooga	6	5
												Chattanooga	2	1
												Chattanooga	9	1
												Saint Louis	1	2
												Saint Louis	4	3
												Binghamton	13	10
												Western Mich.	1	0
												Massachusetts	5	9
												Massachusetts	17	11
												Charlotte	7	9
												Charlotte	8	10
												Tennessee Tech	6	0
												George Washington	3	0
												George Washington	8	3
												Lehigh	1	6
												Lehigh	1	7
												LIU Brooklyn	14	6
												Butler	2	3
												Butler	3	0
												La Salle	8	0
												La Salle	5	1
												Youngstown St.	7	0
LAST 10 GAMES														
					217	A	Butler	3	0	195	H	Lehigh	1	7
					217	A	Butler	2	3	265	H	Rhode Island	6	2
					151	A	Saint Louis	1	2	265	H	Rhode Island	12	2
					151	A	Saint Louis	4	3	162	A	Massachusetts	17	11
					195	H	Lehigh	1	6	162	A	Massachusetts	5	9

Non-Div. I Games:

Fordham

RPI	S	Opponent	Score	
260	A	Iona	3	2
265	H	Rhode Island	12	2
265	H	Rhode Island	6	2
268	N	Maine	4	0
273	N	Detroit	18	8

Fordham

F
o
r
d
h
a
m

F
o
r
d
h
a
m

Average RPI Win:		142	WON-LOST RECORD		WINNING PCT. RANK		LAST 10 GAMES		STRENGTH OF SCHEDULE		OPP. STRENGTH OF SCHEDULE		TEAM RPI		ADJ RPI		CONF. RPI		ADJ CONF. RPI				
DIV. I ONLY			18-19-0		.48649 143		5-5-0		86		64		103		.52243 99		11		11				
DIV. I NON-CONF.			14-17-0		.45161 166		1-3-0		82		58		115		.51501 114		10		10				
TOTALS		RPI 1-25		RPI 26-50		W-L RECORDS		RPI 51-100		RPI 101-150		RPI 150+											
18-19-0		0-4-0		0-3-0		OVERALL		6-5-0		4-4-0		8-3-0											
7-3-0		0-1-0		0-0-0		HOME		3-1-0		1-1-0		3-0-0											
3-6-0		0-3-0		0-0-0		AWAY		2-1-0		1-2-0		0-0-0											
8-10-0		0-0-0		0-3-0		NEUTRAL		1-3-0		2-1-0		5-3-0											
14-17-0		0-4-0		0-3-0		NON-CONFERENCE		3-5-0		3-2-0		8-3-0											
4-3-0		0-1-0		0-0-0		HOME		0-1-0		1-1-0		3-0-0											
2-4-0		0-3-0		0-0-		AWAY		2-1-0		0-0-0		0-0-0											
8-10-0		0-0-0		0-3-0		NEUTRAL		1-3-0		2-1-0		5-3-0											
4-2-0		0-0-0		0-0-0		CONFERENCE		3-0-0		1-2-0		0-0-0											
3-0-0		0-0-0		0-0-0		HOME		3-0-0		0-0-0		0-0-0											
1-2-0		0-0-0		0-0-0		AWAY		0-0-0		1-2-0		0-0-0											
0-0-0		0-0-0		0-0-0		NEUTRAL		0-0-0		0-0-0		0-0-0											
RPI	S	Opponent		Score		RPI	S	Opponent		Score		RPI	S	Opponent		Score		RPI	S	Opponent		Score	
11	H	Washington		3	6	32	N	Arkansas		4	5	51	N	Texas Tech		6	4	101	A	Nevada		4	5
12	A	Texas A&M		1	3	36	N	Oregon St.		0	11	58	H	Neb. Omaha		2	3	101	A	Nevada		3	4
12	A	Texas A&M		2	10	39	N	Georgia		4	5	70	A	New Mexico St.		10	9	101	A	Nevada		10	0
12	A	Texas A&M		0	10							70	A	New Mexico St.		2	9	105	N	Virginia		1	7
												72	A	Long Beach St.		2	1	115	H	Bradley		5	6
												73	N	Syracuse		2	4	115	H	Bradley		5	3
												77	N	Oklahoma St.		1	4	127	N	BYU		4	1
												82	N	Utah		3	7	128	N	Penn St.		10	2
												100	H	UNLV		2	0	159	N	UMKC		17	16
												100	H	UNLV		18	10	162	N	Massachusetts		2	0
												100	H	UNLV		15	7	164	N	Loyola Marymount		0	9
																		169	N	Fairfield		2	0
																		189	N	Seton Hall		3	1
																		193	H	Marist		17	0
																		199	N	Harvard		3	4
																		202	N	Miami (OH)		2	3
																		213	H	Northern Colo.		10	0
																		236	N	Utah St.		4	3
																		266	H	Brown		4	0
						LAST 10 GAMES																	
						101	A	Nevada		4	5	12	A	Texas A&M		0	10						
						101	A	Nevada		3	4	100	H	UNLV		15	7						
						101	A	Nevada		10	0	100	H	UNLV		18	10						
						12	A	Texas A&M		2	10	100	H	UNLV		2	0						
						12	A	Texas A&M		1	3	193	H	Marist		17	0						

Non-Div. I Games:

Colorado St.

UNLV

Average RPI Win:		116	WON-LOST RECORD		WINNING PCT. RANK		LAST 10 GAMES		STRENGTH OF SCHEDULE		OPP. STRENGTH OF SCHEDULE		TEAM RPI		ADJ RPI		CONF. RPI		ADJ CONF. RPI	
DIV. I ONLY			18-23-0		.43902 175		5-5-0		64		72		110		.52227 100		11		11	
DIV. I NON-CONF.			14-18-0		.4375 174		1-0-0		45		71		104		.52981 89		10		10	
TOTALS		RPI 1-25		RPI 26-50		W-L RECORDS		RPI 51-100		RPI 101-150		RPI 150+								
18-23-0		2-4-0		1-3-0		OVERALL		3-9-0		7-3-0		5-4-0								
13-11-0		2-1-0		0-3-0		HOME		3-4-0		6-2-0		2-1-0								
0-3-0		0-0-0		0-0-0		AWAY		0-3-0		0-0-0		0-0-0								
5-9-0		0-3-0		1-0-0		NEUTRAL		0-2-0		1-1-0		3-3-0								
14-18-0		2-4-0		1-3-0		NON-CONFERENCE		3-6-0		3-1-0		5-4-0								
9-9-0		2-1-0		0-3-0		HOME		3-4-0		2-0-0		2-1-0								
0-0-0		0-0-0		0-0-		AWAY		0-0-0		0-0-0		0-0-0								
5-9-0		0-3-0		1-0-0		NEUTRAL		0-2-0		1-1-0		3-3-0								
4-5-0		0-0-0		0-0-0		CONFERENCE		0-3-0		4-2-0		0-0-0								
4-2-0		0-0-0		0-0-0		HOME		0-0-0		4-2-0		0-0-0								
0-3-0		0-0-0		0-0-0		AWAY		0-3-0		0-0-0		0-0-0								
0-0-0		0-0-0		0-0-0		NEUTRAL		0-0-0		0-0-0		0-0-0								
RPI	S	Opponent		Score		RPI	S	Opponent		Score		RPI	S	Opponent		Score				
4	N	Oregon		2	4	27	N	Virginia Tech		3	1	51	H	Texas Tech		6	10			
9	N	LSU		1	6	33	H	Minnesota		0	4	51	H	Texas Tech		5	3			
13	H	Louisville		10	1	44	H	DePaul		1	2	67	H	San Jose St.		2	1			
19	N	UCLA		3	4	44	H	DePaul		0	9	68	H	UCF		12	10			
23	H	Tulsa		10	6							70	H	New Mexico St.		0	8			
23	H	Tulsa		1	13							70	H	New Mexico St.		3	5			
												72	N	Long Beach St.		2	7			
												81	N	North Dakota St.		0	1			
												82	H	Utah		6	14			
												99	A	Colorado St.		10	18			
												99	A	Colorado St.		0	2			
												99	A	Colorado St.		7	15			
														126 H Utah Valley		9	5			
														127 N BYU		3	5			
														141 N Texas-Arlington		2	0			
														150 H Cal St. Northridge		4	2			
														153 H Portland St.		5	2			
														162 N Massachusetts		5	0			
														164 N Loyola Marymount		1	4			
														168 H Ohio		3	11			
														193 N Marist		1	0			
														209 N Bryant		1	2			
														214 N Buffalo		8	3			
														262 H Weber St.		6	0			
														262 N Weber St.		3	7			
LAST 10 GAMES						LAST 10 GAMES						LAST 10 GAMES								
						112	H	New Mexico		1	0	109	H	Fresno St.		4	1			
						112	H	New Mexico		0	10	99	A	Colorado St.		7	15			
						112	H	New Mexico		8	0	99	A	Colorado St.		10	18			
						109	H	Fresno St.		4	6	99	A	Colorado St.		0	2			
						109	H	Fresno St.		8	2	23	H	Tulsa		10	6			

Non-Div. I Games:

UNLV

RPI	S	Opponent	Score	
262	N	Weber St.	13	7

Nevada

N
e
v
a
d
a

N
e
v
a
d
a

Average RPI Win:		133	WON-LOST RECORD		WINNING PCT. RANK		LAST 10 GAMES		STRENGTH OF SCHEDULE		OPP. STRENGTH OF SCHEDULE		TEAM RPI		ADJ RPI		CONF. RPI		ADJ CONF. RPI	
DIV. I ONLY			11-25-0		.30556 239		0-10-0		12		39		97		.52077 102		4		4	
DIV. I NON-CONF.			10-14-0		.41667 189		0-2-0		21		57		87		.52927 90		4		4	
TOTALS		RPI 1-25		RPI 26-50		W-L RECORDS		RPI 51-100		RPI 101-150		RPI 150+								
11-25-0		1-11-0		2-9-0		OVERALL		1-3-0		1-0-0		6-2-0								
4-10-0		1-5-0		0-3-0		HOME		0-1-0		1-0-0		2-1-0								
2-5-0		0-0-0		1-5-0		AWAY		0-0-0		0-0-0		1-0-0								
5-10-0		0-6-0		1-1-0		NEUTRAL		1-2-0		0-0-0		3-1-0								
10-14-0		0-6-0		2-3-0		NON-CONFERENCE		1-3-0		1-0-0		6-2-0								
3-2-0		0-0-0		0-0-0		HOME		0-1-0		1-0-0		2-1-0								
2-2-0		0-0-0		1-0-		AWAY		0-0-0		0-0-0		1-0-0								
5-10-0		0-6-0		1-1-0		NEUTRAL		1-2-0		0-0-0		3-1-0								
1-11-0		1-5-0		0-6-0		CONFERENCE		0-0-0		0-0-0		0-0-0								
1-8-0		1-5-0		0-3-0		HOME		0-0-0		0-0-0		0-0-0								
0-3-0		0-0-0		0-3-0		AWAY		0-0-0		0-0-0		0-0-0								
0-0-0		0-0-0		0-0-0		NEUTRAL		0-0-0		0-0-0		0-0-0								
RPI	S	Opponent		Score		RPI	S	Opponent		Score		RPI	S	Opponent		Score				
3	N	Texas		0	3	33	H	Minnesota		1	5	79	N	Georgia Tech		0	1			
3	N	Texas		2	12	33	H	Minnesota		0	2	81	N	North Dakota St.		6	3			
5	N	Alabama		2	7	33	H	Minnesota		3	9	83	H	Eastern Ill.		1	12			
7	N	Kentucky		4	5	36	N	Oregon St.		1	5	87	N	Drake		2	3			
11	N	Washington		0	15	42	A	South Fla.		2	3									
14	N	California		0	5	44	N	DePaul		4	1									
15	H	Nebraska		1	7	45	A	Houston		7	5									
15	H	Nebraska		5	4	45	A	Houston		1	8									
15	H	Nebraska		2	6	46	A	Northwestern		1	7									
25	H	Wisconsin		1	8	46	A	Northwestern		0	8									
25	H	Wisconsin		1	5	46	A	Northwestern		0	8									
25	H	Wisconsin		2	5															
LAST 10 GAMES																				
						33	H	Minnesota		3	9	46	A	Northwestern		0	8			
						33	H	Minnesota		1	5	46	A	Northwestern		0	8			
						33	H	Minnesota		0	2	229	H	Indiana St.		5	6			
						83	H	Eastern Ill.		1	12	15	H	Nebraska		1	7			
						46	A	Northwestern		1	7	15	H	Nebraska		2	6			

Non-Div. I Games:

Illinois

Average RPI Win:	212	WON-LOST	WINNING	LAST 10	STRENGTH OF	OPP. STRENGTH	TEAM	ADJ	CONF.	ADJ CONF.	
Average RPI Loss:	120	RECORD	PCT. RANK	GAMES	SCHEDULE	OF SCHEDULE	RPI	RPI	RPI	RPI	
DIV. I ONLY	23-12-0	.65714	60	8-2-0	163	236	96	.51988	103	23	23
DIV. I NON-CONF.	13-8-0	.61905	73	4-0-0	176	225	113	.51216	115	24	24
<hr/>											
TOTALS	RPI 1-25	RPI 26-50		W-L RECORDS		RPI 51-100		RPI 101-150		RPI 150+	
23-12-0	0-0-0	0-0-0		OVERALL		1-5-0		4-4-0		18-3-0	
7-3-0	0-0-0	0-0-0		HOME		0-0-0		2-2-0		5-1-0	
13-7-0	0-0-0	0-0-0		AWAY		0-3-0		2-1-0		11-2-0	
3-2-0	0-0-0	0-0-0		NEUTRAL		1-1-0		0-1-0		2-0-0	
<hr/>											
13-8-0	0-0-0	0-0-0		NON-CONFERENCE		1-5-0		2-2-0		10-1-0	
2-0-0	0-0-0	0-0-0		HOME		0-0-0		0-0-0		2-0-0	
8-6-0	0-0-0	0-0-		AWAY		0-4-0		2-1-0		6-1-0	
3-2-0	0-0-0	0-0-0		NEUTRAL		1-1-0		0-1-0		2-0-0	
<hr/>											
10-4-0	0-0-0	0-0-0		CONFERENCE		0-0-0		2-2-0		8-2-0	
5-3-0	0-0-0	0-0-0		HOME		0-0-0		2-2-0		3-1-0	
5-1-0	0-0-0	0-0-0		AWAY		0-0-0		0-0-0		5-1-0	
0-0-0	0-0-0	0-0-0		NEUTRAL		0-0-0		0-0-0		0-0-0	
<hr/>											
RPI S	Opponent	Score	RPI S	Opponent	Score	RPI S	Opponent	Score	RPI S	Opponent	Score
						55 A	North Florida	3 4	107 H	Robert Morris	0 4
						55 A	North Florida	0 2	107 H	Robert Morris	2 6
						68 A	UCF	6 7	108 N	Longwood	4 8
						68 A	UCF	0 2	125 A	Penn	17 2
						87 N	Furman	4 2	125 A	Penn	2 1
						92 N	UNC Greensboro	2 5	138 A	Winthrop	7 8
									146 H	Central Conn. St.	5 2
									146 H	Central Conn. St.	1 0
									180 H	Fairleigh Dickinson	4 7
									180 H	Fairleigh Dickinson	1 0
									203 N	Cornell	2 1
									209 H	Bryant	7 1
									209 H	Bryant	6 5
									211 A	George Mason	6 5
									211 A	George Mason	3 1
									215 A	Quinnipiac	3 0
									215 A	Quinnipiac	1 8
									240 A	Sacred Heart	6 1
									240 A	Sacred Heart	1 0
									244 A	Bethune-Cookman	8 2
			244 A	Bethune-Cookman	2 4						
			LAST 10 GAMES			246 H	La Salle	4 3			
						246 H	La Salle	7 0			
						107 H	Robert Morris	0 4			
						107 H	Robert Morris	2 6			
						125 A	Penn	2 1			
						125 A	Penn	17 2			
						272 A	Wagner	6 0			
146 H	Central Conn. St.	1 0	272 A	Wagner	6 0						
146 H	Central Conn. St.	5 2	250 A	Norfolk St.	10 0						
246 H	La Salle	7 0	250 A	Norfolk St.	11 0						
246 H	La Salle	4 3	272 A	Wagner	6 0						
272 A	Wagner	9 0	272 A	Wagner	9 0						

Non-Div. I Games:

Monmouth

RPI	S	Opponent	Score	
274	N	Delaware St.	5	1
277	A	Rider	11	3

Monmouth

M
o
n
m
o
u
t
h

M
o
n
m
o
u
t
h

Average RPI Win: 161		WON-LOST	WINNING	LAST 10	STRENGTH OF		OPP. STRENGTH	TEAM	ADJ	CONF.	ADJ CONF.
Average RPI Loss: 102		RECORD	PCT. RANK	GAMES	SCHEDULE		OF SCHEDULE	RPI	RPI	RPI	RPI
DIV. I ONLY		21-15-0	.58333	92	6-4-0		151	106	99	.51947	104
DIV. I NON-CONF.		8-10-0	.44444	168	2-2-0		160	36	148	.49044	148
TOTALS		RPI 1-25	RPI 26-50		W-L RECORDS		RPI 51-100		RPI 101-150		RPI 150+
21-15-0		0-1-0	0-4-0		OVERALL		2-3-0		8-3-0		11-4-0
11-0-0		0-0-0	0-0-0		HOME		0-0-0		5-0-0		6-0-0
7-11-0		0-0-0	0-4-0		AWAY		1-3-0		2-3-0		4-1-0
3-4-0		0-1-0	0-0-0		NEUTRAL		1-0-0		1-0-0		1-3-0
8-10-0		0-1-0	0-4-0		NON-CONFERENCE		1-1-0		4-1-0		3-3-0
2-0-0		0-0-0	0-0-0		HOME		0-0-0		2-0-0		0-0-0
3-6-0		0-0-0	0-0-		AWAY		0-1-0		1-1-0		2-0-0
3-4-0		0-1-0	0-0-0		NEUTRAL		1-0-0		1-0-0		1-3-0
13-5-0		0-0-0	0-0-0		CONFERENCE		1-2-0		4-2-0		8-1-0
9-0-0		0-0-0	0-0-0		HOME		0-0-0		3-0-0		6-0-0
4-5-0		0-0-0	0-0-0		AWAY		1-2-0		1-2-0		2-1-0
0-0-0		0-0-0	0-0-0		NEUTRAL		0-0-0		0-0-0		0-0-0
RPI S	Opponent	Score	RPI S	Opponent	Score	RPI S	Opponent	Score	RPI S	Opponent	Score
5 N	Alabama	3 9	26 A	Florida St.	7 8	52 A	FGCU	3 6	122 H	Col. of Charleston	7 5
			26 A	Florida St.	0 3	92 A	UNC Greensboro	6 1	122 H	Col. of Charleston	8 7
			35 A	North Carolina	2 9	92 A	UNC Greensboro	3 5	122 H	Col. of Charleston	10 7
			47 A	South Carolina	0 5	92 A	UNC Greensboro	1 3	132 A	Chattanooga	5 1
						96 N	Southern Ill.	10 9	132 A	Chattanooga	3 5
									132 A	Chattanooga	3 8
									135 N	Troy	5 2
									138 A	Winthrop	7 6
									138 A	Winthrop	4 10
									138 H	Winthrop	9 7
									138 H	Winthrop	11 8
									167 H	Samford	3 2
									167 H	Samford	9 1
									167 H	Samford	7 6
									175 N	Wichita St.	3 4
									175 N	Wichita St.	1 2
									176 N	Southern Miss.	6 4
									176 N	Southern Miss.	3 5
									188 H	Elon	8 5
									188 H	Elon	7 3
									188 H	Elon	7 1
									220 A	Western Caro.	4 13
									220 A	Western Caro.	6 1
									220 A	Western Caro.	5 4
									230 A	Charleston So.	11 6
									230 A	Charleston So.	3 1
LAST 10 GAMES			92 A	UNC Greensboro	3 5	188 H	Elon	7 1	220 A	Western Caro.	6 1
			92 A	UNC Greensboro	1 3	188 H	Elon	7 3	220 A	Western Caro.	5 4
			92 A	UNC Greensboro	6 1	188 H	Elon	8 5	230 A	Charleston So.	11 6
			138 H	Winthrop	11 8	47 A	South Carolina	0 5	230 A	Charleston So.	3 1
			138 H	Winthrop	9 7	35 A	North Carolina	2 9			

Non-Div. I Games:

Appalachian St.

Average RPI Win: 172		WON-LOST	WINNING	LAST 10	STRENGTH OF		OPP. STRENGTH	TEAM	ADJ	CONF.	ADJ CONF.
Average RPI Loss: 62		RECORD	PCT. RANK	GAMES	SCHEDULE		OF SCHEDULE	RPI	RPI	RPI	RPI
DIV. I ONLY		18-21-0	.46154	163	5-5-0		67	89	104	.51918	105
DIV. I NON-CONF.		15-10-0	.6	78	4-0-0		33	168	50	.56355	54
TOTALS		RPI 1-25	RPI 26-50		W-L RECORDS		RPI 51-100		RPI 101-150		RPI 150+
18-21-0		0-5-0	1-7-0		OVERALL		2-4-0		4-4-0		11-1-0
8-5-0		0-0-0	0-2-0		HOME		1-2-0		2-0-0		5-1-0
3-11-0		0-2-0	0-5-0		AWAY		0-0-0		1-4-0		2-0-0
7-5-0		0-3-0	1-0-0		NEUTRAL		1-2-0		1-0-0		4-0-0
15-10-0		0-5-0	1-2-0		NON-CONFERENCE		1-2-0		4-1-0		9-0-0
5-2-0		0-0-0	0-2-0		HOME		0-0-0		2-0-0		3-0-0
3-3-0		0-2-0	0-0-		AWAY		0-0-0		1-1-0		2-0-0
7-5-0		0-3-0	1-0-0		NEUTRAL		1-2-0		1-0-0		4-0-0
3-11-0		0-0-0	0-5-0		CONFERENCE		1-2-0		0-3-0		2-1-0
3-3-0		0-0-0	0-0-0		HOME		1-2-0		0-0-0		2-1-0
0-8-0		0-0-0	0-5-0		AWAY		0-0-0		0-3-0		0-0-0
0-0-0		0-0-0	0-0-0		NEUTRAL		0-0-0		0-0-0		0-0-0
RPI S	Opponent	Score	RPI S	Opponent	Score	RPI S	Opponent	Score	RPI S	Opponent	Score
4 N	Oregon	0 13	26 A	Florida St.	2 10	79 H	Georgia Tech	3 7	107 N	Robert Morris	4 0
9 A	LSU	2 7	26 A	Florida St.	2 3	79 H	Georgia Tech	4 2	108 H	Longwood	5 3
9 A	LSU	0 4	35 A	North Carolina	1 2	79 H	Georgia Tech	2 5	108 H	Longwood	8 7
11 N	Washington	1 7	35 A	North Carolina	1 2	81 N	North Dakota St.	1 5	110 A	Maryland	5 6
16 N	Stanford	0 4	35 A	North Carolina	1 5	92 N	UNC Greensboro	1 2	110 A	Maryland	5 6
			40 N	San Diego St.	5 2	99 N	Colorado St.	7 1	110 A	Maryland	6 9
			43 H	James Madison	2 10				138 A	Winthrop	5 0
			43 H	James Madison	2 3				140 A	Campbell	0 8
									160 N	Nicholls St.	4 3
									163 N	Memphis	2 0
									192 H	George Washington	2 1
									200 H	Boston College	4 1
									200 H	Boston College	3 2
									200 H	Boston College	2 3
									211 A	George Mason	8 0
									211 A	George Mason	15 3
									265 N	Rhode Island	4 2
									267 N	St. Bonaventure	15 5
									274 H	Delaware St.	10 1
									274 H	Delaware St.	9 1
LAST 10 GAMES											
			26 A	Florida St.	2 3	35 A	North Carolina	1 5			
			26 A	Florida St.	2 10	35 A	North Carolina	1 2			
			274 H	Delaware St.	9 1	211 A	George Mason	15 3			
			274 H	Delaware St.	10 1	211 A	George Mason	8 0			
			35 A	North Carolina	1 2	200 H	Boston College	4 1			

Non-Div. I Games:

Virginia

Average RPI Win:		179	WON-LOST RECORD		WINNING PCT. RANK		LAST 10 GAMES		STRENGTH OF SCHEDULE		OPP. STRENGTH OF SCHEDULE		TEAM RPI		ADJ RPI		CONF. RPI		ADJ CONF. RPI			
DIV. I ONLY			25-18-0		.5814	94	5-5-0		143		137		102		.51827	106	20		20			
DIV. I NON-CONF.			13-13-0		.5	137	0-2-0		128		86		118		.50763	122	21		21			
TOTALS		RPI 1-25		RPI 26-50			W-L RECORDS			RPI 51-100			RPI 101-150			RPI 150+						
25-18-0		0-2-0		0-6-0			OVERALL			0-3-0			10-3-0			15-4-0						
14-6-0		0-0-0		0-1-0			HOME			0-0-0			5-2-0			9-3-0						
9-9-0		0-0-0		0-4-0			AWAY			0-3-0			5-1-0			4-1-0						
2-3-0		0-2-0		0-1-0			NEUTRAL			0-0-0			0-0-0			2-0-0						
13-13-0		0-2-0		0-6-0			NON-CONFERENCE			0-3-0			3-1-0			10-1-0						
11-3-0		0-0-0		0-1-0			HOME			0-0-0			3-1-0			8-1-0						
0-7-0		0-0-0		0-0-			AWAY			0-3-0			0-0-0			0-0-0						
2-3-0		0-2-0		0-1-0			NEUTRAL			0-0-0			0-0-0			2-0-0						
12-5-0		0-0-0		0-0-0			CONFERENCE			0-0-0			7-2-0			5-3-0						
3-3-0		0-0-0		0-0-0			HOME			0-0-0			2-1-0			1-2-0						
9-2-0		0-0-0		0-0-0			AWAY			0-0-0			5-1-0			4-1-0						
0-0-0		0-0-0		0-0-0			NEUTRAL			0-0-0			0-0-0			0-0-0						
RPI	S	Opponent		Score		RPI	S	Opponent		Score		RPI	S	Opponent		Score						
8	N	Tennessee		3	10	37	N	North Carolina St.		2	4	53	A	Kennesaw St.		0	1	108	A	Longwood	3	0
8	N	Tennessee		0	8	42	A	South Fla.		2	5	79	A	Georgia Tech		3	11	108	A	Longwood	6	5
						42	A	South Fla.		1	5	79	A	Georgia Tech		1	2	108	A	Longwood	11	5
						43	H	James Madison		0	2							133	H	Loyola Chicago	5	1
						47	A	South Carolina		3	5							133	H	Loyola Chicago	5	3
						47	A	South Carolina		2	10							137	H	Albany (NY)	8	0
																		137	H	Albany (NY)	2	4
																		138	A	Winthrop	3	1
																		138	A	Winthrop	5	9
																		138	A	Winthrop	8	6
																		140	H	Campbell	6	4
																		140	H	Campbell	1	2
																		140	H	Campbell	4	0
																		154	H	Georgetown	6	0
																		154	H	Georgetown	3	0
																		172	H	Radford	5	1
																		172	H	Radford	2	4
																		172	H	Radford	1	4
																		175	H	Wichita St.	2	5
																		186	N	Missouri St.	10	6
																		186	N	Missouri St.	5	2
								LAST 10 GAMES										220	H	Western Caro.	4	0
						138	A	Winthrop		5	9	172	H	Radford		2	4	223	H	Drexel	8	0
						138	A	Winthrop		3	1	172	H	Radford		1	4	224	A	Gardner-Webb	2	3
						138	A	Winthrop		8	6	172	H	Radford		5	1	224	A	Gardner-Webb	7	2
						47	A	South Carolina		2	10	230	A	Charleston So.		11	3	224	A	Gardner-Webb	7	3
						47	A	South Carolina		3	5	230	A	Charleston So.		11	2	228	H	Middle Tenn.	10	0

Non-Div. I Games:

Coastal Caro.

RPI	S	Opponent	Score	
228	H	Middle Tenn.	2	0
230	A	Charleston So.	11	2
230	A	Charleston So.	11	3
265	H	Rhode Island	10	2
265	H	Rhode Island	7	2

Coastal Caro.

C
o
a
s
t
a
l
C
a
r
o
.

C
o
a
s
t
a
l
C
a
r
o
.

Average RPI Win:	184	WON-LOST RECORD	WINNING PCT. RANK	LAST 10 GAMES	STRENGTH OF SCHEDULE	OPP. STRENGTH OF SCHEDULE	TEAM RPI	ADJ RPI	CONF. RPI	ADJ CONF. RPI	
DIV. I ONLY	19-11-1	.62903	70	7-2-1	178	202	106	.5181	107	23	23
DIV. I NON-CONF.	14-10-1	.58	89	2-1-1	202	205	136	.50071	137	24	24
TOTALS	RPI 1-25	RPI 26-50	W-L RECORDS		RPI 51-100	RPI 101-150		RPI 150+			
19-11-1	0-0-0	0-0-0	OVERALL		2-5-1	4-1-0		13-5-0			
4-1-1	0-0-0	0-0-0	HOME		0-1-1	2-0-0		2-0-0			
4-4-0	0-0-0	0-0-0	AWAY		0-3-0	2-0-0		2-1-0			
11-6-0	0-0-0	0-0-0	NEUTRAL		2-1-0	0-1-0		9-4-0			
14-10-1	0-0-0	0-0-0	NON-CONFERENCE		2-5-1	2-1-0		10-4-0			
2-1-1	0-0-0	0-0-0	HOME		0-1-1	2-0-0		0-0-0			
1-3-0	0-0-0	0-0-	AWAY		0-3-0	0-0-0		1-0-0			
11-6-0	0-0-0	0-0-0	NEUTRAL		2-1-0	0-1-0		9-4-0			
5-1-0	0-0-0	0-0-0	CONFERENCE		0-0-0	2-0-0		3-1-0			
2-0-0	0-0-0	0-0-0	HOME		0-0-0	0-0-0		2-0-0			
3-1-0	0-0-0	0-0-0	AWAY		0-0-0	2-0-0		1-1-0			
0-0-0	0-0-0	0-0-0	NEUTRAL		0-0-0	0-0-0		0-0-0			
RPI S	Opponent	Score	RPI S	Opponent	Score	RPI S	Opponent	Score	RPI S	Opponent	Score
						64 N	Creighton	3 1	103 A	Monmouth	6 2
						77 N	Oklahoma St.	0 3	103 A	Monmouth	4 0
						83 N	Eastern Ill.	1 0	105 N	Virginia	0 4
						89 A	Marshall	3 4	121 H	Pittsburgh	4 0
						89 A	Marshall	3 7	121 H	Pittsburgh	6 1
						89 A	Marshall	3 11	173 A	Charlotte	3 2
						94 H	Kent St.	3 4	180 A	Fairleigh Dickinson	1 0
						94 H	Kent St.	2 2	180 A	Fairleigh Dickinson	2 3
									187 N	Army	0 5
									189 N	Seton Hall	3 5
									192 N	George Washington	5 1
									195 N	Lehigh	4 2
									197 N	Boston U.	2 1
									203 N	Cornell	2 3
									208 N	Dartmouth	0 3
									214 N	Buffalo	6 0
									220 N	Western Caro.	9 7
									232 N	Florida A&M	4 1
									249 H	Mt. St. Mary's	2 1
									249 H	Mt. St. Mary's	5 0
									251 N	North Dakota	4 2
									267 N	St. Bonaventure	4 1
									288 N	Saint Peter's	3 0
LAST 10 GAMES											
						94 H	Kent St.	3 4	103 A	Monmouth	6 2
						94 H	Kent St.	2 2	121 H	Pittsburgh	4 0
						180 A	Fairleigh Dickinson	1 0	121 H	Pittsburgh	6 1
						180 A	Fairleigh Dickinson	2 3	249 H	Mt. St. Mary's	5 0
						103 A	Monmouth	4 0	249 H	Mt. St. Mary's	2 1

Non-Div. I Games:

Robert Morris

Longwood

Longwood

RPI	S	Opponent	Score	
230	A	Charleston So.	12	2
230	A	Charleston So.	8	0
230	A	Charleston So.	9	3
235	H	Saint Francis (PA)	10	0
235	H	Saint Francis (PA)	20	4
250	A	Norfolk St.	19	7
250	A	Norfolk St.	2	0
254	H	Bucknell	9	1
254	H	Bucknell	7	0
281	A	N.C. Central	5	0
281	A	N.C. Central	5	2

Longwood

L
o
n
g
w
o
o
d

L
o
n
g
w
o
o
d

Fresno St.

RPI	S	Opponent	Score	
205	H	UC Riverside	7	3
236	N	Utah St.	9	6
245	H	UTEP	10	2
261	A	Santa Clara	5	1

Fresno St.

F
r
e
s
n
o
s
t
.

F
r
e
s
n
o
s
t
.

Average RPI Win: 171		WON-LOST	WINNING	LAST 10	STRENGTH OF		OPP. STRENGTH	TEAM	ADJ	CONF.	ADJ CONF.
Average RPI Loss: 70		RECORD	PCT. RANK	GAMES	SCHEDULE		OF SCHEDULE	RPI	RPI	RPI	RPI
DIV. I ONLY		23-22-0	.51111	132	6-4-0		105	84	107	.51468	110
DIV. I NON-CONF.		16-17-0	.48485	150	3-1-0		138	172	142	.49584	141
TOTALS		RPI 1-25	RPI 26-50		W-L RECORDS		RPI 51-100		RPI 101-150		RPI 150+
23-22-0		0-6-0	2-8-0		OVERALL		3-3-0		3-0-0		15-5-0
12-6-0		0-1-0	1-2-0		HOME		0-1-0		3-0-0		8-2-0
4-4-0		0-0-0	1-2-0		AWAY		2-1-0		0-0-0		1-1-0
7-12-0		0-5-0	0-4-0		NEUTRAL		1-1-0		0-0-0		6-2-0
16-17-0		0-6-0	0-4-0		NON-CONFERENCE		1-2-0		0-0-0		15-5-0
8-4-0		0-1-0	0-0-0		HOME		0-1-0		0-0-0		8-2-0
1-1-0		0-0-0	0-0-		AWAY		0-0-0		0-0-0		1-1-0
7-12-0		0-5-0	0-4-0		NEUTRAL		1-1-0		0-0-0		6-2-0
7-5-0		0-0-0	2-4-0		CONFERENCE		2-1-0		3-0-0		0-0-0
4-2-0		0-0-0	1-2-0		HOME		0-0-0		3-0-0		0-0-0
3-3-0		0-0-0	1-2-0		AWAY		2-1-0		0-0-0		0-0-0
0-0-0		0-0-0	0-0-0		NEUTRAL		0-0-0		0-0-0		0-0-0
RPI S	Opponent	Score	RPI S	Opponent	Score	RPI S	Opponent	Score	RPI S	Opponent	Score
10 N	Michigan	2 10	26 H	Florida St.	1 13	60 H	Ohio St.	9 10	105 H	Virginia	6 5
14 N	California	2 3	26 H	Florida St.	9 14	77 N	Oklahoma St.	0 1	105 H	Virginia	9 6
15 N	Nebraska	1 8	26 H	Florida St.	5 4	79 A	Georgia Tech	14 5	105 H	Virginia	6 5
18 N	Missouri	1 13	28 N	Mississippi St.	3 4	79 A	Georgia Tech	4 5	156 H	Binghamton	10 9
19 N	UCLA	3 4	31 N	Hofstra	3 11	79 A	Georgia Tech	8 6	162 N	Massachusetts	16 8
22 H	Iowa	4 9	36 N	Oregon St.	0 8	98 N	Fordham	10 2	169 N	Fairfield	8 9
			37 A	North Carolina St.	1 7				171 N	Valparaiso	4 0
			37 A	North Carolina St.	0 4				172 H	Radford	3 4
			37 A	North Carolina St.	2 1				184 N	Temple	6 1
			48 N	Notre Dame	3 5				189 H	Seton Hall	2 6
									196 H	St. John's (NY)	3 2
									197 N	Boston U.	3 2
									208 N	Dartmouth	0 4
									211 A	George Mason	3 8
									211 A	George Mason	4 3
									212 N	LIU Brooklyn	18 1
									212 N	LIU Brooklyn	5 3
									231 H	Hampton	13 5
									231 H	Hampton	14 6
									284 H	Coppin St.	7 3
									284 H	Coppin St.	9 0
									289 H	Howard	13 0
									289 H	Howard	20 0
			LAST 10 GAMES								
			79 A	Georgia Tech	14 5	37 A	North Carolina St.	1 7			
			79 A	Georgia Tech	8 6	37 A	North Carolina St.	2 1			
			79 A	Georgia Tech	4 5	37 A	North Carolina St.	0 4			
			211 A	George Mason	4 3	284 H	Coppin St.	9 0			
			211 A	George Mason	3 8	284 H	Coppin St.	7 3			

Non-Div. I Games:

Maryland

Average RPI Win:		182	WON-LOST RECORD		WINNING PCT. RANK	LAST 10 GAMES		STRENGTH OF SCHEDULE		OPP. STRENGTH OF SCHEDULE	TEAM RPI	ADJ RPI	CONF. RPI	ADJ CONF. RPI			
Average RPI Loss:		67															
DIV. I ONLY			25-16-0		.60976	82	5-5-0		191	82	105	.51465	111	9	7		
DIV. I NON-CONF.			19-11-0		.63333	67	0-2-0		189	154	103	.51874	110	8	8		
TOTALS		RPI 1-25		RPI 26-50		W-L RECORDS		RPI 51-100		RPI 101-150		RPI 150+					
25-16-0		0-5-0		0-2-0		OVERALL		3-5-0		6-2-0		16-2-0					
9-6-0		0-3-0		0-0-0		HOME		1-2-0		3-1-0		5-0-0					
8-6-0		0-0-0		0-2-0		AWAY		1-2-0		2-0-0		5-2-0					
8-4-0		0-2-0		0-0-0		NEUTRAL		1-1-0		1-1-0		6-0-0					
19-11-0		0-5-0		0-2-0		NON-CONFERENCE		1-1-0		2-1-0		16-2-0					
6-3-0		0-3-0		0-0-0		HOME		0-0-0		1-0-0		5-0-0					
5-4-0		0-0-0		0-0-		AWAY		0-0-0		0-0-0		5-2-0					
8-4-0		0-2-0		0-0-0		NEUTRAL		1-1-0		1-1-0		6-0-0					
6-5-0		0-0-0		0-0-0		CONFERENCE		2-4-0		4-1-0		0-0-0					
3-3-0		0-0-0		0-0-0		HOME		1-2-0		2-1-0		0-0-0					
3-2-0		0-0-0		0-0-0		AWAY		1-2-0		2-0-0		0-0-0					
0-0-0		0-0-0		0-0-0		NEUTRAL		0-0-0		0-0-0		0-0-0					
RPI	S	Opponent		Score		RPI	S	Opponent		Score		RPI	S	Opponent		Score	
1	H	Oklahoma		2	5	29	A	Arizona		0	9	56	H	Cal St. Fullerton		3	6
8	N	Tennessee		0	5	29	A	Arizona		2	12	56	H	Cal St. Fullerton		0	3
17	N	South Ala.		0	3							56	H	Cal St. Fullerton		8	6
18	H	Missouri		1	12							62	A	Pacific		5	3
18	H	Missouri		3	11							62	A	Pacific		5	6
												62	A	Pacific		2	3
												81	N	North Dakota St.		1	7
												86	N	Northwestern St.		5	0
												101	N	Nevada		1	7
												109	H	Fresno St.		5	2
												112	A	Cal Poly		1	0
												112	A	Cal Poly		3	1
												114	H	UC Davis		1	0
												114	H	UC Davis		0	8
												114	H	UC Davis		1	0
												127	N	BYU		12	10
												152	A	St. Mary's (CA)		0	2
												161	A	La.-Monroe		6	1
												175	N	Wichita St.		7	1
												191	A	San Diego		5	4
												191	H	San Diego		3	2
												219	H	Seattle		6	4
												219	H	Seattle		4	0
												219	H	Seattle		3	2
												230	N	Charleston So.		12	0
												242	A	South Dakota St.		8	3
												242	H	South Dakota St.		5	4
												247	N	Mississippi Val.		6	3
												261	A	Santa Clara		10	1
												261	A	Santa Clara		1	0
												261	A	Santa Clara		0	1
												262	N	Weber St.		4	1
												262	N	Weber St.		4	2
												285	N	Grambling		6	0
LAST 10 GAMES						29	A	Arizona		0	9	261	A	Santa Clara		0	1
						114	H	UC Davis		1	0	29	A	Arizona		2	12
						114	H	UC Davis		0	8	62	A	Pacific		5	3
						114	H	UC Davis		1	0	62	A	Pacific		5	6
						112	A	Cal Poly		3	1	62	A	Pacific		2	3
						112	A	Cal Poly		1	0	62	A	Pacific			

Non-Div. I Games:

UC Santa Barbara

Average RPI Win:	112	WON-LOST RECORD		WINNING PCT. RANK		LAST 10 GAMES		STRENGTH OF SCHEDULE		OPP. STRENGTH OF SCHEDULE		TEAM RPI		ADJ RPI		CONF. RPI		ADJ CONF. RPI	
Average RPI Loss:	76																		
DIV. I ONLY		17-26-1		.39773	204	4-6-0		54		49		119		.51435	112	9		7	
DIV. I NON-CONF.		11-18-1		.38333	198	0-0-0		31		42		109		.52104	107	8		8	
TOTALS		RPI 1-25	RPI 26-50		W-L RECORDS		RPI 51-100		RPI 101-150		RPI 150+								
17-26-1	1-5-0	1-6-0		OVERALL		5-6-1		5-6-0		5-3-0									
7-9-0	0-0-0	0-0-0		HOME		2-4-0		2-4-0		3-1-0									
5-4-0	0-0-0	0-1-0		AWAY		3-0-0		1-2-0		1-1-0									
5-13-1	1-5-0	1-5-0		NEUTRAL		0-2-1		2-0-0		1-1-0									
11-18-1	1-5-0	1-6-0		NON-CONFERENCE		0-2-1		4-2-0		5-3-0									
5-3-0	0-0-0	0-0-0		HOME		0-0-0		2-2-0		3-1-0									
1-2-0	0-0-0	0-0-		AWAY		0-0-0		0-0-0		1-1-0									
5-13-1	1-5-0	1-5-0		NEUTRAL		0-2-1		2-0-0		1-1-0									
6-8-0	0-0-0	0-0-0		CONFERENCE		5-4-0		1-4-0		0-0-0									
2-6-0	0-0-0	0-0-0		HOME		2-4-0		0-2-0		0-0-0									
4-2-0	0-0-0	0-0-0		AWAY		3-0-0		1-2-0		0-0-0									
0-0-0	0-0-0	0-0-0		NEUTRAL		0-0-0		0-0-0		0-0-0									
RPI	S	Opponent	Score	RPI	S	Opponent	Score	RPI	S	Opponent	Score	RPI	S	Opponent	Score				
4	N	Oregon	1 2	29	N	Arizona	3 10	56	A	Cal St. Fullerton	4 0	101	H	Nevada	2 5				
7	N	Kentucky	0 1	36	N	Oregon St.	2 11	56	A	Cal St. Fullerton	3 2	109	H	Fresno St.	6 5				
11	N	Washington	2 0	39	N	Georgia	1 0	56	A	Cal St. Fullerton	1 0	109	H	Fresno St.	1 6				
14	N	California	3 11	40	A	San Diego St.	2 5	60	N	Ohio St.	1 12	111	H	UC Santa Barbara	0 1				
16	N	Stanford	6 7	46	N	Northwestern	0 10	62	H	Pacific	3 0	111	H	UC Santa Barbara	1 3				
25	N	Wisconsin	1 2	48	N	Notre Dame	0 6	62	H	Pacific	0 7	112	N	New Mexico	3 2				
				48	N	Notre Dame	3 4	62	H	Pacific	1 3	118	N	Indiana	10 3				
								67	N	San Jose St.	2 3	124	H	Rutgers	3 2				
								72	H	Long Beach St.	4 5	150	A	Cal St. Northridge	0 7				
								72	H	Long Beach St.	0 1	150	A	Cal St. Northridge	2 1				
								72	H	Long Beach St.	2 0	150	A	Cal St. Northridge	2 3				
								82	N	Utah	1 1	158	N	Western Mich.	2 3				
												179	H	Northern Ill.	6 5				
												179	H	Northern Ill.	6 3				
												185	H	Sacramento St.	2 1				
												185	H	Sacramento St.	0 2				
												190	A	CSU Bakersfield	2 0				
												190	A	CSU Bakersfield	3 4				
												212	N	LIU Brooklyn	14 2				
LAST 10 GAMES																			
				150	A	Cal St. Northridge	2 1	62	H	Pacific	1 3								
				150	A	Cal St. Northridge	0 7	62	H	Pacific	0 7								
				150	A	Cal St. Northridge	2 3	62	H	Pacific	3 0								
				111	H	UC Santa Barbara	1 3	56	A	Cal St. Fullerton	4 0								
				111	H	UC Santa Barbara	0 1	56	A	Cal St. Fullerton	1 0								

Non-Div. I Games:

Cal Poly

Average RPI Win:		151	WON-LOST RECORD		WINNING PCT. RANK	LAST 10 GAMES		STRENGTH OF SCHEDULE		OPP. STRENGTH OF SCHEDULE	TEAM RPI	ADJ RPI	CONF. RPI	ADJ CONF. RPI			
Average RPI Loss:		77															
DIV. I ONLY			19-26-0		.42222	183	4-6-0		53		91	113	.51435	112	11	11	
DIV. I NON-CONF.			16-20-0		.44444	168	1-0-0		39		103	94	.52637	94	10	10	
TOTALS		RPI 1-25		RPI 26-50		W-L RECORDS		RPI 51-100		RPI 101-150		RPI 150+					
19-26-0		0-7-0		1-4-0		OVERALL		5-9-0		6-3-0		7-3-0					
9-4-0		0-0-0		0-0-0		HOME		1-2-0		5-1-0		3-1-0					
4-13-0		0-4-0		1-4-0		AWAY		2-4-0		0-0-0		1-1-0					
6-9-0		0-3-0		0-0-0		NEUTRAL		2-3-0		1-2-0		3-1-0					
16-20-0		0-7-0		1-1-0		NON-CONFERENCE		4-7-0		4-2-0		7-3-0					
7-3-0		0-0-0		0-0-0		HOME		1-2-0		3-0-0		3-1-0					
3-8-0		0-4-0		1-0-		AWAY		1-2-0		0-0-0		1-1-0					
6-9-0		0-3-0		0-0-0		NEUTRAL		2-3-0		1-2-0		3-1-0					
3-6-0		0-0-0		0-3-0		CONFERENCE		1-2-0		2-1-0		0-0-0					
2-1-0		0-0-0		0-0-0		HOME		0-0-0		2-1-0		0-0-0					
1-5-0		0-0-0		0-3-0		AWAY		1-2-0		0-0-0		0-0-0					
0-0-0		0-0-0		0-0-0		NEUTRAL		0-0-0		0-0-0		0-0-0					
RPI	S	Opponent		Score		RPI	S	Opponent		Score		RPI	S	Opponent		Score	
1	N	Oklahoma		1	11	36	A	Oregon St.		5	3	54	N	Kansas		2	1
4	A	Oregon		0	10	36	A	Oregon St.		4	5	64	N	Creighton		1	5
4	A	Oregon		0	4	40	A	San Diego St.		0	5	65	N	Auburn		2	1
6	A	Arizona St.		0	3	40	A	San Diego St.		0	1	66	H	IPFW		1	0
11	A	Washington		0	12	40	A	San Diego St.		1	4	67	N	San Jose St.		0	9
15	N	Nebraska		0	11							70	A	New Mexico St.		0	3
19	N	UCLA		3	14							70	A	New Mexico St.		10	9
												70	H	New Mexico St.		0	2
												72	N	Long Beach St.		2	6
												77	A	Oklahoma St.		1	6
												77	H	Oklahoma St.		0	11
												100	A	UNLV		0	8
												100	A	UNLV		10	0
												100	A	UNLV		0	1

Non-Div. I Games:

New Mexico

Average RPI Win:		154	WON-LOST RECORD		WINNING PCT. RANK		LAST 10 GAMES		STRENGTH OF SCHEDULE		OPP. STRENGTH OF SCHEDULE		TEAM RPI		ADJ RPI		CONF. RPI		ADJ CONF. RPI				
Average RPI Loss:		78																					
DIV. I ONLY			17-21-0		.44737 171		4-6-0		73		102		115		.51416 114		9		7				
DIV. I NON-CONF.			13-14-0		.48148 153		0-0-0		104		107		119		.51171 116		8		8				
TOTALS		RPI 1-25		RPI 26-50		W-L RECORDS		RPI 51-100		RPI 101-150		RPI 150+											
17-21-0		0-7-0		2-3-0		OVERALL		2-3-0		4-4-0		9-4-0											
3-4-0		0-1-0		0-1-0		HOME		1-1-0		2-1-0		0-0-0											
5-10-0		0-5-0		0-0-0		AWAY		0-0-0		1-3-0		4-2-0											
9-7-0		0-1-0		2-2-0		NEUTRAL		1-2-0		1-0-0		5-2-0											
13-14-0		0-4-0		2-3-0		NON-CONFERENCE		1-2-0		1-1-0		9-4-0											
0-2-0		0-1-0		0-1-0		HOME		0-0-0		0-0-0		0-0-0											
4-5-0		0-2-0		0-0-		AWAY		0-0-0		0-1-0		4-2-0											
9-7-0		0-1-0		2-2-0		NEUTRAL		1-2-0		1-0-0		5-2-0											
4-7-0		0-3-0		0-0-0		CONFERENCE		1-1-0		3-3-0		0-0-0											
3-2-0		0-0-0		0-0-0		HOME		1-1-0		2-1-0		0-0-0											
1-5-0		0-3-0		0-0-0		AWAY		0-0-0		1-2-0		0-0-0											
0-0-0		0-0-0		0-0-0		NEUTRAL		0-0-0		0-0-0		0-0-0											
RPI	S	Opponent		Score		RPI	S	Opponent		Score		RPI	S	Opponent		Score		RPI	S	Opponent		Score	
6	A	Arizona St.		3	12	36	H	Oregon St.		0	1	62	H	Pacific		4	5	109	A	Fresno St.		2	4
10	N	Michigan		0	6	41	N	Illinois St.		1	2	62	H	Pacific		1	0	111	A	UC Santa Barbara		8	0
14	H	California		0	7	42	N	South Fla.		1	0	70	N	New Mexico St.		2	4	111	A	UC Santa Barbara		0	1
16	A	Stanford		0	8	43	N	James Madison		3	4	96	N	Southern Ill.		7	8	111	A	UC Santa Barbara		0	1
20	A	Hawaii		1	2	48	N	Notre Dame		5	4	98	N	Fordham		2	0	121	N	Pittsburgh		2	0
20	A	Hawaii		4	5													150	H	Cal St. Northridge		1	8
20	A	Hawaii		2	6													150	H	Cal St. Northridge		5	2
																		150	H	Cal St. Northridge		5	0
																		152	A	St. Mary's (CA)		0	1
																		152	A	St. Mary's (CA)		5	1
																		176	N	Southern Miss.		5	3
																		176	N	Southern Miss.		5	2
																		185	A	Sacramento St.		4	1
																		185	A	Sacramento St.		4	5
																		185	N	Sacramento St.		1	2
																		190	A	CSU Bakersfield		2	0
																		190	A	CSU Bakersfield		3	2
																		190	N	CSU Bakersfield		0	2
																		245	N	UTEP		5	3
																		261	N	Santa Clara		14	1
																		261	N	Santa Clara		7	2
LAST 10 GAMES																							
111	A	UC Santa Barbara		0	1	150	H	Cal St. Northridge		1	8												
111	A	UC Santa Barbara		8	0	150	H	Cal St. Northridge		5	2												
111	A	UC Santa Barbara		0	1	150	H	Cal St. Northridge		5	0												
62	H	Pacific		1	0	20	A	Hawaii		1	2												
62	H	Pacific		4	5	20	A	Hawaii		2	6												

Non-Div. I Games:

UC Davis

Bradley

Bradley

Average RPI Win:		153	WON-LOST		WINNING		LAST 10		STRENGTH OF		OPP. STRENGTH		TEAM	ADJ		CONF.	ADJ CONF.	
Average RPI Loss:		96	RECORD		PCT. RANK		GAMES		SCHEDULE		OF SCHEDULE		RPI	RPI		RPI	RPI	
DIV. I ONLY			15-22-0		.40541		194		3-5-0		36		174		111		.51264	
DIV. I NON-CONF.			7-14-0		.33333		223		0-0-0		28		88		130		.50329	
TOTALS		RPI 1-25		RPI 26-50		W-L RECORDS		RPI 51-100		RPI 101-150		RPI 150+						
15-22-0		0-3-0		0-4-0		OVERALL		3-7-0		1-2-0		11-6-0						
2-4-0		0-0-0		0-0-0		HOME		0-2-0		0-0-0		2-2-0						
7-11-0		0-1-0		0-2-0		AWAY		2-4-0		0-1-0		5-3-0						
6-7-0		0-2-0		0-2-0		NEUTRAL		1-1-0		1-1-0		4-1-0						
7-14-0		0-3-0		0-4-0		NON-CONFERENCE		1-1-0		1-2-0		5-4-0						
0-0-0		0-0-0		0-0-0		HOME		0-0-0		0-0-0		0-0-0						
1-7-0		0-1-0		0-0-		AWAY		0-0-0		0-1-0		1-3-0						
6-7-0		0-2-0		0-2-0		NEUTRAL		1-1-0		1-1-0		4-1-0						
8-8-0		0-0-0		0-0-0		CONFERENCE		2-6-0		0-0-0		6-2-0						
2-4-0		0-0-0		0-0-0		HOME		0-2-0		0-0-0		2-2-0						
6-4-0		0-0-0		0-0-0		AWAY		2-4-0		0-0-0		4-0-0						
0-0-0		0-0-0		0-0-0		NEUTRAL		0-0-0		0-0-0		0-0-0						
RPI	S	Opponent		Score		RPI	S	Opponent		Score		RPI	S	Opponent		Score		
8	A	Tennessee		0	7	28	A	Mississippi St.		1	4	74	A	UT Martin		3	2	
17	N	South Ala.		0	1	30	N	UAB		0	2	74	A	UT Martin		4	1	
17	N	South Ala.		6	8	32	A	Arkansas		0	8	74	A	UT Martin		0	1	
						34	N	Western Ky.		1	9	83	A	Eastern Ill.		4	7	
												83	A	Eastern Ill.		0	1	
												83	A	Eastern Ill.		1	4	
												86	N	Northwestern St.		2	3	
												86	N	Northwestern St.		5	4	
												95	H	Eastern Ky.		4	5	
												95	H	Eastern Ky.		8	12	
														151 N Saint Louis		7	4	
														151 N Saint Louis		6	9	
														155 A Evansville		1	3	
														155 A Evansville		2	8	
														155 A Evansville		6	3	
														155 A Evansville		0	3	
														156 A Jacksonville St.		6	5	
														156 A Jacksonville St.		7	6	
														160 N Nicholls St.		3	2	
														161 N La.-Monroe		4	1	
														161 N La.-Monroe		10	2	
														181 A Tennessee Tech		2	0	
														181 A Tennessee Tech		3	2	
														226 H Morehead St.		9	4	
														226 H Morehead St.		2	9	
														237 H Southeast Mo. St.		8	1	
														237 H Southeast Mo. St.		3	9	
						LAST 10 GAMES												
						74	A	UT Martin		3	2	95	H	Eastern Ky.		4	5	
						74	A	UT Martin		0	1	95	H	Eastern Ky.		8	12	
						74	A	UT Martin		4	1	83	A	Eastern Ill.		1	4	
						226	H	Morehead St.		2	9	83	A	Eastern Ill.		4	7	
						226	H	Morehead St.		9	4	83	A	Eastern Ill.		0	1	

Non-Div. I Games: Bethel (TN) 6 0 Bethel (TN) 12 1

Murray St.

[illegible]

Non-Div. I Games:

Central Mich.

Average RPI Win:		140	WON-LOST RECORD		WINNING PCT. RANK		LAST 10 GAMES		STRENGTH OF SCHEDULE		OPP. STRENGTH OF SCHEDULE		TEAM RPI		ADJ RPI		CONF. RPI		ADJ CONF. RPI				
DIV. I ONLY			19-23-0		.45238 166		3-7-0		96		51		120		.51178 118		4		4				
DIV. I NON-CONF.			16-14-0		.53333 123		1-0-0		53		64		74		.54261 73		4		4				
TOTALS		RPI 1-25		RPI 26-50		W-L RECORDS		RPI 51-100		RPI 101-150		RPI 150+											
19-23-0		0-6-0		1-1-0		OVERALL		6-12-0		5-2-0		7-2-0											
6-4-0		0-0-0		0-0-0		HOME		0-3-0		4-1-0		2-0-0											
4-8-0		0-2-0		0-0-0		AWAY		3-6-0		0-0-0		1-0-0											
9-11-0		0-4-0		1-1-0		NEUTRAL		3-3-0		1-1-0		4-2-0											
16-14-0		0-6-0		1-1-0		NON-CONFERENCE		5-4-0		3-1-0		7-2-0											
4-0-0		0-0-0		0-0-0		HOME		0-0-0		2-0-0		2-0-0											
3-3-0		0-2-0		0-0-		AWAY		2-1-0		0-0-0		1-0-0											
9-11-0		0-4-0		1-1-0		NEUTRAL		3-3-0		1-1-0		4-2-0											
3-9-0		0-0-0		0-0-0		CONFERENCE		1-8-0		2-1-0		0-0-0											
2-4-0		0-0-0		0-0-0		HOME		0-3-0		2-1-0		0-0-0											
1-5-0		0-0-0		0-0-0		AWAY		1-5-0		0-0-0		0-0-0											
0-0-0		0-0-0		0-0-0		NEUTRAL		0-0-0		0-0-0		0-0-0											
RPI	S	Opponent		Score		RPI	S	Opponent		Score		RPI	S	Opponent		Score							
6	A	Arizona St.		0	8	36	N	Oregon St.		1	2	56	A	Cal St. Fullerton		2	8						
13	A	Louisville		1	4	43	N	James Madison		3	1	58	N	Neb. Omaha		0	5						
14	N	California		1	9							60	A	Ohio St.		6	4						
14	N	California		1	9							60	A	Ohio St.		2	8						
16	N	Stanford		0	7							60	A	Ohio St.		5	9						
16	N	Stanford		2	8							62	N	Pacific		3	9						
												68	N	UCF		2	3						
												76	H	Purdue		1	9						
												76	H	Purdue		3	7						
												76	H	Purdue		2	7						
												79	A	Georgia Tech		4	1						
												79	A	Georgia Tech		10	2						
												89	N	Marshall		2	1						
												89	N	Marshall		2	1						
												93	A	Michigan St.		0	5						
												93	A	Michigan St.		7	10						
												93	A	Michigan St.		1	2						
												98	N	Fordham		1	0						
LAST 10 GAMES																							
76 H Purdue						3 7						128 H Penn St.						4 3					
76 H Purdue						1 9						229 H Indiana St.						7 0					
76 H Purdue						2 7						93 A Michigan St.						1 2					
128 H Penn St.						4 3						93 A Michigan St.						7 10					
128 H Penn St.						0 3						93 A Michigan St.						0 5					

Non-Div. I Games:

Indiana

Average RPI Win:	118	WON-LOST RECORD	WINNING PCT. RANK	LAST 10 GAMES		STRENGTH OF SCHEDULE	OPP. STRENGTH OF SCHEDULE	TEAM RPI	ADJ RPI	CONF. RPI	ADJ CONF. RPI
DIV. I ONLY		12-27-0	.30769 238	2-8-0		20	115	126	.51172 119	15	14
DIV. I NON-CONF.		7-14-0	.33333 223	0-0-0		7	29	95	.52885 91	15	15
TOTALS	RPI 1-25		RPI 26-50	W-L RECORDS		RPI 51-100		RPI 101-150		RPI 150+	
12-27-0	0-5-0		2-3-0	OVERALL		3-11-0		5-5-0		2-3-0	
4-6-0	0-0-0		0-0-0	HOME		1-5-0		3-1-0		0-0-0	
3-12-0	0-4-0		0-0-0	AWAY		1-5-0		1-0-0		1-2-0	
5-9-0	0-1-0		2-2-0	NEUTRAL		1-1-0		1-4-0		1-1-0	
7-14-0	0-5-0		2-3-0	NON-CONFERENCE		1-1-0		3-4-0		1-1-0	
1-0-0	0-0-0		0-0-0	HOME		0-0-0		1-0-0		0-0-0	
1-5-0	0-4-0		0-0-	AWAY		0-0-0		1-0-0		0-0-0	
5-9-0	0-1-0		2-2-0	NEUTRAL		1-1-0		1-4-0		1-1-0	
5-13-0	0-0-0		0-0-0	CONFERENCE		2-10-0		2-1-0		1-2-0	
3-6-0	0-0-0		0-0-0	HOME		1-5-0		2-1-0		0-0-0	
2-7-0	0-0-0		0-0-0	AWAY		1-5-0		0-0-0		1-2-0	
0-0-0	0-0-0		0-0-0	NEUTRAL		0-0-0		0-0-0		0-0-0	
RPI S Opponent Score		RPI S Opponent Score		RPI S Opponent Score		RPI S Opponent Score		RPI S Opponent Score			
3 A Texas 0 6		32 A Arkansas 2 9		61 N Georgia St. 2 3		117 N Central Mich. 3 6					
4 N Oregon 1 8		35 N North Carolina 4 6		64 N Creighton 4 3		121 N Pittsburgh 8 0					
12 A Texas A&M 0 3		35 N North Carolina 5 2		78 A Central Ark. 1 4		121 N Pittsburgh 0 1					
12 A Texas A&M 0 8		36 N Oregon St. 0 9		78 A Central Ark. 0 3		129 H Lamar 6 7					
12 A Texas A&M 0 9		40 N San Diego St. 2 1		78 A Central Ark. 8 11		129 H Lamar 3 1					
				85 A McNeese St. 4 5		129 H Lamar 11 2					
				85 A McNeese St. 0 4		146 N Central Conn. St. 4 8					
				85 A McNeese St. 2 0		148 N Boise St. 4 8					
				86 H Northwestern St. 1 3		149 A Louisiana Tech 2 0					
				86 H Northwestern St. 1 6		149 H Louisiana Tech 1 0					
				86 H Northwestern St. 0 12		158 N Western Mich. 1 3					
				90 H Sam Houston St. 1 8		160 A Nicholls St. 2 4					
				90 H Sam Houston St. 1 12		160 A Nicholls St. 2 1					
				90 H Sam Houston St. 5 3		160 A Nicholls St. 1 2					
						268 N Maine 5 1					
				LAST 10 GAMES							
				86 H Northwestern St. 0 12		85 A McNeese St. 0 4					
				86 H Northwestern St. 1 3		90 H Sam Houston St. 1 8					
				86 H Northwestern St. 1 6		90 H Sam Houston St. 5 3					
				85 A McNeese St. 2 0		90 H Sam Houston St. 1 12					
				85 A McNeese St. 4 5		160 A Nicholls St. 1 2					

Non-Div. I Games:

Stephen F. Austin

Average RPI Win:		166	WON-LOST		WINNING		LAST 10		STRENGTH OF		OPP. STRENGTH		TEAM		ADJ		CONF.		ADJ CONF.	
Average RPI Loss:		84	RECORD		PCT. RANK		GAMES		SCHEDULE		OF SCHEDULE		RPI		RPI		RPI		RPI	
DIV. I ONLY			18-24-0		.42857		179		7-3-0		57		114		117		.51169		120	
DIV. I NON-CONF.			10-17-0		.37037		206		1-1-0		123		148		183		.47369		179	
TOTALS		RPI 1-25		RPI 26-50		W-L RECORDS		RPI 51-100		RPI 101-150		RPI 150+								
18-24-0		1-6-0		2-9-0		OVERALL		3-1-0		0-0-0		12-8-0								
9-14-0		1-2-0		1-6-0		HOME		0-0-0		0-0-0		7-6-0								
7-6-0		0-3-0		1-2-0		AWAY		3-0-0		0-0-0		3-1-0								
2-4-0		0-1-0		0-1-0		NEUTRAL		0-1-0		0-0-0		2-1-0								
10-17-0		0-4-0		1-4-0		NON-CONFERENCE		0-1-0		0-0-0		9-8-0								
8-9-0		0-0-0		1-3-0		HOME		0-0-0		0-0-0		7-6-0								
0-4-0		0-3-0		0-0-		AWAY		0-0-0		0-0-0		0-1-0								
2-4-0		0-1-0		0-1-0		NEUTRAL		0-1-0		0-0-0		2-1-0								
8-7-0		1-2-0		1-5-0		CONFERENCE		3-0-0		0-0-0		3-0-0								
1-5-0		1-2-0		0-3-0		HOME		0-0-0		0-0-0		0-0-0								
7-2-0		0-0-0		1-2-0		AWAY		3-0-0		0-0-0		3-0-0								
0-0-0		0-0-0		0-0-0		NEUTRAL		0-0-0		0-0-0		0-0-0								
RPI	S	Opponent		Score		RPI	S	Opponent		Score		RPI	S	Opponent		Score				
6	A	Arizona St.		0	13	30	A	UAB		1	2	73	N	Syracuse		0	3			
20	A	Hawaii		0	4	30	A	UAB		4	2	89	A	Marshall		11	1			
20	A	Hawaii		0	8	30	A	UAB		4	7	89	A	Marshall		10	4			
23	H	Tulsa		6	4	35	N	North Carolina		4	5	89	A	Marshall		17	6			
23	H	Tulsa		1	3	37	H	North Carolina St.		3	5									
23	H	Tulsa		0	8	37	H	North Carolina St.		5	2									
24	N	Baylor		2	5	45	H	Houston		3	14									
						45	H	Houston		0	2									
						45	H	Houston		2	7									
						48	H	Notre Dame		0	6									
						48	H	Notre Dame		1	9									
LAST 10 GAMES																				
						89	A	Marshall		10	4	23	H	Tulsa		1	3			
						89	A	Marshall		11	1	216	H	UNC Wilmington		3	2			
						89	A	Marshall		17	6	216	H	UNC Wilmington		3	5			
						23	H	Tulsa		6	4	245	A	UTEP		8	0			
						23	H	Tulsa		0	8	245	A	UTEP		9	4			

Non-Div. I Games:

East Carolina

Average RPI Win: 157		WON-LOST	WINNING	LAST 10	STRENGTH OF		OPP. STRENGTH	TEAM	ADJ	CONF.	ADJ CONF.
Average RPI Loss: 80		RECORD	PCT. RANK	GAMES	SCHEDULE		OF SCHEDULE	RPI	RPI	RPI	RPI
DIV. I ONLY		16-22-0	.42105	184	2-8-0		69	76	123	.51036	121
DIV. I NON-CONF.		11-15-0	.42308	183	0-3-0		47	69	107	.51951	108
TOTALS		RPI 1-25	RPI 26-50		W-L RECORDS		RPI 51-100		RPI 101-150		RPI 150+
16-22-0		0-5-0	3-6-0		OVERALL		1-2-0		1-6-0		11-3-0
2-5-0		0-0-0	0-3-0		HOME		0-0-0		0-1-0		2-1-0
5-9-0		0-4-0	2-2-0		AWAY		0-0-0		0-2-0		3-1-0
9-8-0		0-1-0	1-1-0		NEUTRAL		1-2-0		1-3-0		6-1-0
11-15-0		0-5-0	2-1-0		NON-CONFERENCE		1-2-0		1-6-0		7-1-0
0-1-0		0-0-0	0-0-0		HOME		0-0-0		0-1-0		0-0-0
2-6-0		0-4-0	1-0-		AWAY		0-0-0		0-2-0		1-0-0
9-8-0		0-1-0	1-1-0		NEUTRAL		1-2-0		1-3-0		6-1-0
5-7-0		0-0-0	1-5-0		CONFERENCE		0-0-0		0-0-0		4-2-0
2-4-0		0-0-0	0-3-0		HOME		0-0-0		0-0-0		2-1-0
3-3-0		0-0-0	1-2-0		AWAY		0-0-0		0-0-0		2-1-0
0-0-0		0-0-0	0-0-0		NEUTRAL		0-0-0		0-0-0		0-0-0
RPI S	Opponent	Score	RPI S	Opponent	Score	RPI S	Opponent	Score	RPI S	Opponent	Score
6 A	Arizona St.	0 10	34 A	Western Ky.	6 4	60 N	Ohio St.	0 4	107 A	Robert Morris	1 6
6 A	Arizona St.	2 8	35 N	North Carolina	2 4	60 N	Ohio St.	0 9	107 A	Robert Morris	0 4
12 A	Texas A&M	3 7	42 H	South Fla.	1 7	98 N	Fordham	13 0	114 N	UC Davis	0 2
12 A	Texas A&M	5 9	42 H	South Fla.	0 10				119 N	Stephen F. Austin	0 8
21 N	La.-Lafayette	0 8	42 H	South Fla.	0 5				119 N	Stephen F. Austin	1 0
			43 N	James Madison	3 2				128 H	Penn St.	7 11
			44 A	DePaul	1 4				145 N	Dayton	5 6
			44 A	DePaul	2 7				158 N	Western Mich.	4 3
			44 A	DePaul	2 0				169 N	Fairfield	5 3
									171 N	Valparaiso	7 5
									189 A	Seton Hall	1 0
									189 A	Seton Hall	8 7
									189 A	Seton Hall	3 4
									196 H	St. John's (NY)	3 5
									196 H	St. John's (NY)	6 3
									196 H	St. John's (NY)	3 2
									211 A	George Mason	7 0
									212 N	LIU Brooklyn	13 5
									234 N	Canisius	5 10
									234 N	Canisius	9 2
									242 N	South Dakota St.	7 3
			LAST 10 GAMES								
			189 A	Seton Hall	8 7	42 H	South Fla.	1 7			
			189 A	Seton Hall	1 0	42 H	South Fla.	0 10			
			189 A	Seton Hall	3 4	107 A	Robert Morris	0 4			
			128 H	Penn St.	7 11	107 A	Robert Morris	1 6			
			42 H	South Fla.	0 5	44 A	DePaul	1 4			

Non-Div. I Games:

Pittsburgh

Average RPI Win:		181	WON-LOST RECORD		WINNING PCT. RANK	LAST 10 GAMES		STRENGTH OF SCHEDULE		OPP. STRENGTH OF SCHEDULE		TEAM RPI	ADJ RPI		CONF. RPI	ADJ CONF. RPI							
DIV. I ONLY			24-16-0		.6	84	9-1-0		189		150		116	.50965		122	14	15					
DIV. I NON-CONF.			13-10-0		.56522	96	4-0-0		195		201		141	.49682		140	14	14					
TOTALS		RPI 1-25		RPI 26-50		W-L RECORDS		RPI 51-100		RPI 101-150		RPI 150+											
24-16-0		1-2-0		0-5-0		OVERALL		4-2-0		3-3-0		16-4-0											
15-7-0		1-0-0		0-3-0		HOME		1-2-0		3-0-0		10-2-0											
8-5-0		0-0-0		0-0-0		AWAY		3-0-0		0-3-0		5-2-0											
1-4-0		0-2-0		0-2-0		NEUTRAL		0-0-0		0-0-0		1-0-0											
13-10-0		1-2-0		0-5-0		NON-CONFERENCE		0-1-0		0-0-0		12-2-0											
9-5-0		1-0-0		0-3-0		HOME		0-1-0		0-0-0		8-1-0											
3-1-0		0-0-0		0-0-		AWAY		0-0-0		0-0-0		3-1-0											
1-4-0		0-2-0		0-2-0		NEUTRAL		0-0-0		0-0-0		1-0-0											
11-6-0		0-0-0		0-0-0		CONFERENCE		4-1-0		3-3-0		4-2-0											
6-2-0		0-0-0		0-0-0		HOME		1-1-0		3-0-0		2-1-0											
5-4-0		0-0-0		0-0-0		AWAY		3-0-0		0-3-0		2-1-0											
0-0-0		0-0-0		0-0-0		NEUTRAL		0-0-0		0-0-0		0-0-0											
RPI	S	Opponent		Score		RPI	S	Opponent		Score		RPI	S	Opponent		Score		RPI	S	Opponent		Score	
8	H	Tennessee		3	1	28	H	Mississippi St.		1	12	73	H	Syracuse		0	11	104	A	Appalachian St.		7	10
12	N	Texas A&M		4	6	28	H	Mississippi St.		0	8	80	H	Ga. Southern		4	3	104	A	Appalachian St.		5	7
21	N	La.-Lafayette		0	16	31	N	Hofstra		2	6	80	H	Ga. Southern		1	2	104	A	Appalachian St.		7	8
						43	H	James Madison		0	6	87	A	Furman		3	2	132	H	Chattanooga		3	2
						43	N	James Madison		0	7	87	A	Furman		3	0	132	H	Chattanooga		12	2
												87	A	Furman		4	1	132	H	Chattanooga		6	0
																		154	N	Georgetown		11	3
																		167	A	Samford		4	2
																		167	A	Samford		1	3
																		167	A	Samford		3	2
																		174	H	Towson		1	0
																		182	H	Akron		5	0
																		188	H	Elon		4	5
																		188	H	Elon		7	3
																		188	H	Elon		4	3
																		221	H	East Tenn. St.		9	10
																		230	A	Charleston So.		4	6
																		230	A	Charleston So.		2	1
																		234	H	Canisius		7	0
																		234	H	Canisius		11	0
																		272	H	Wagner		4	1
																		272	H	Wagner		3	2
																		281	A	N.C. Central		8	0
																		281	A	N.C. Central		8	2
																		291	H	South Carolina St.		5	0
																		291	H	South Carolina St.		6	1
LAST 10 GAMES																							
						132	H	Chattanooga		6	0	167	A	Samford		1	3	281	A	N.C. Central		8	0
						132	H	Chattanooga		12	2	167	A	Samford		3	2	281	A	N.C. Central		8	2
						132	H	Chattanooga		3	2	167	A	Samford		4	2	291	H	South Carolina St.		5	0
						281	A	N.C. Central		8	2	234	H	Canisius		11	0	291	H	South Carolina St.		6	1
						281	A	N.C. Central		8	0	234	H	Canisius		7	0						

Non-Div. I Games:

Col. of Charleston

Average RPI Win: 165		WON-LOST	WINNING	LAST 10	STRENGTH OF		OPP. STRENGTH	TEAM	ADJ		CONF.	ADJ CONF.			
Average RPI Loss: 107		RECORD	PCT. RANK	GAMES	SCHEDULE		OF SCHEDULE	RPI	RPI		RPI	RPI			
DIV. I ONLY		17-19-0	.47222	153	4-6-0		90	149	122	.50905	123	10	10		
DIV. I NON-CONF.		13-10-0	.56522	96	2-0-0		74	208	80	.53359	84	9	9		
TOTALS		RPI 1-25	RPI 26-50		W-L RECORDS		RPI 51-100		RPI 101-150		RPI 150+				
17-19-0		0-3-0	0-2-0		OVERALL		1-3-0		6-3-0		10-8-0				
2-5-0		0-0-0	0-0-0		HOME		0-0-0		0-0-0		2-5-0				
7-9-0		0-3-0	0-2-0		AWAY		1-1-0		2-2-0		4-1-0				
8-5-0		0-0-0	0-0-0		NEUTRAL		0-2-0		4-1-0		4-2-0				
13-10-0		0-0-0	0-2-0		NON-CONFERENCE		1-3-0		4-1-0		8-4-0				
0-2-0		0-0-0	0-0-0		HOME		0-0-0		0-0-0		0-2-0				
6-4-0		0-0-0	0-0-		AWAY		1-1-0		1-0-0		4-1-0				
7-4-0		0-0-0	0-0-0		NEUTRAL		0-2-0		3-1-0		4-1-0				
4-9-0		0-3-0	0-0-0		CONFERENCE		0-0-0		2-2-0		2-4-0				
2-3-0		0-0-0	0-0-0		HOME		0-0-0		0-0-0		2-3-0				
1-5-0		0-3-0	0-0-0		AWAY		0-0-0		1-2-0		0-0-0				
1-1-0		0-0-0	0-0-0		NEUTRAL		0-0-0		1-0-0		0-1-0				
RPI S	Opponent	Score		RPI S	Opponent	Score		RPI S	Opponent	Score		RPI S	Opponent	Score	
13 A	Louisville	0	8	31 A	Hofstra	0	18	55 N	North Florida	0	1	124 A	Rutgers	4	0
13 A	Louisville	1	4	31 A	Hofstra	5	6	68 A	UCF	4	3	124 A	Rutgers	0	6
13 A	Louisville	2	3					69 N	Ole Miss	3	7	124 A	Rutgers	2	10
								71 A	FIU	2	3	125 N	Penn	5	1
												125 N	Penn	2	7
												131 N	Villanova	2	1
												136 A	Fla. Atlantic	3	2
												146 N	Central Conn. St.	10	2
												146 N	Central Conn. St.	8	6
												154 H	Georgetown	3	7
												154 H	Georgetown	4	3
												156 N	Binghamton	1	5
												156 N	Binghamton	6	5
												165 H	Providence	2	3
												165 H	Providence	0	4
												165 H	Providence	11	3
												165 N	Providence	1	2
												169 A	Fairfield	0	5
												169 H	Fairfield	3	4
												174 N	Towson	6	2
												179 N	Northern Ill.	1	0
												197 A	Boston U.	11	8
												215 A	Quinnipiac	6	1
												215 H	Quinnipiac	3	4
												225 A	Hartford	3	0
												226 N	Morehead St.	6	4
												240 A	Sacred Heart	1	0
LAST 10 GAMES				LAST 10 GAMES				LAST 10 GAMES				LAST 10 GAMES			
13 A	Louisville	1	4	154 H	Georgetown	4	3	215 A	Quinnipiac	6	1	215 H	Quinnipiac	3	4
13 A	Louisville	2	3	165 H	Providence	2	3	225 A	Hartford	3	0	226 N	Morehead St.	6	4
13 A	Louisville	0	8	165 H	Providence	0	4	240 A	Sacred Heart	1	0				
225 A	Hartford	3	0	165 H	Providence	11	3								
154 H	Georgetown	3	7	197 A	Boston U.	11	8								

Non-Div. I Games:

Connecticut

Average RPI Win: 174		WON-LOST	WINNING	LAST 10	STRENGTH OF		OPP. STRENGTH	TEAM	ADJ		CONF.	ADJ CONF.
Average RPI Loss: 102		RECORD	PCT. RANK	GAMES	SCHEDULE		OF SCHEDULE	RPI	RPI		RPI	RPI
DIV. I ONLY		23-18-0	.56098	105	5-5-0		177	119	124		10	10
DIV. I NON-CONF.		17-10-0	.62963	68	2-0-0		247	159	135		9	9
TOTALS		RPI 1-25	RPI 26-50		W-L RECORDS		RPI 51-100		RPI 101-150		RPI 150+	
23-18-0		0-0-0	2-6-0		OVERALL		1-2-0		4-7-0		16-3-0	
7-2-0		0-0-0	0-0-0		HOME		0-0-0		2-1-0		5-1-0	
5-10-0		0-0-0	2-4-0		AWAY		0-0-0		1-2-0		2-1-0	
11-6-0		0-0-0	0-0-0		NEUTRAL		1-2-0		1-3-0		9-1-0	
17-10-0		0-0-0	1-1-0		NON-CONFERENCE		1-2-0		1-5-0		14-2-0	
3-0-0		0-0-0	0-0-0		HOME		0-0-0		0-0-0		3-0-0	
3-4-0		0-0-0	1-0-		AWAY		0-0-0		0-2-0		2-1-0	
11-6-0		0-0-0	0-0-0		NEUTRAL		1-2-0		1-3-0		9-1-0	
6-8-0		0-0-0	1-5-0		CONFERENCE		0-0-0		3-2-0		2-1-0	
4-2-0		0-0-0	0-0-0		HOME		0-0-0		2-1-0		2-1-0	
2-6-0		0-0-0	1-5-0		AWAY		0-0-0		1-1-0		0-0-0	
0-0-0		0-0-0	0-0-0		NEUTRAL		0-0-0		0-0-0		0-0-0	
RPI S	Opponent	Score	RPI S	Opponent	Score	RPI S	Opponent	Score	RPI S	Opponent	Score	
			31 A	Hofstra	5 6	77 N	Oklahoma St.	1 2	101 N	Nevada	0 12	
			31 A	Hofstra	1 0	91 N	Iowa St.	4 2	101 N	Nevada	1 2	
			42 A	South Fla.	3 4	91 N	Iowa St.	2 3	112 A	Cal Poly	2 3	
			42 A	South Fla.	3 11				123 H	Connecticut	6 0	
			42 A	South Fla.	3 2				123 H	Connecticut	0 4	
			48 A	Notre Dame	6 8				123 H	Connecticut	10 2	
			48 A	Notre Dame	1 5				131 A	Villanova	8 2	
			48 A	Notre Dame	2 11				131 A	Villanova	0 3	
									134 A	UTSA	1 11	
									148 N	Boise St.	1 3	
									148 N	Boise St.	9 2	
									154 H	Georgetown	3 1	
									154 H	Georgetown	11 12	
									154 H	Georgetown	7 4	
									179 N	Northern Ill.	8 0	
									183 H	Princeton	4 0	
									185 N	Sacramento St.	1 4	
									186 N	Missouri St.	3 0	
									197 N	Boston U.	4 3	
									200 N	Boston College	15 6	
									203 N	Cornell	9 1	
									208 N	Dartmouth	6 5	
									211 A	George Mason	8 3	
									211 A	George Mason	7 2	
									211 A	George Mason	0 3	
									225 H	Hartford	7 0	
									225 H	Hartford	5 0	
LAST 10 GAMES												
			48 A	Notre Dame	6 8		131 A	Villanova	0 3			
			48 A	Notre Dame	1 5		154 H	Georgetown	3 1			
			48 A	Notre Dame	2 11		154 H	Georgetown	11 12			
			183 H	Princeton	4 0		154 H	Georgetown	7 4			
			131 A	Villanova	8 2		31 A	Hofstra	1 0			

Non-Div. I Games:

Rutgers

RPI	S	Opponent	Score	
232	N	Florida A&M	8	0
268	N	Maine	2	0
277	N	Rider	10	0

Rutgers

R
u
t
g
e
r
s

R
u
t
g
e
r
s

Non-Div. I Games:

Tie, Loss, Non-Conf, S Site, H Home, A Away, N Neutral Page 148

Penn

Through Games Of April 14, 2013

RPI	S	Opponent	Score	
266	A	Brown	6	4
278	H	Lafayette	8	0
278	H	Lafayette	11	2

Penn

P
e
n
n

P
e
n
n

RPI	S	Opponent	Score	
288	N	Saint Peter's	12	3

Utah Valley

U
t
a
h
V
a
l
l
e
y

U
t
a
h
V
a
l
l
e
y

BYU

Average RPI Win: 166		WON-LOST	WINNING	LAST 10	STRENGTH OF		OPP. STRENGTH	TEAM	ADJ		CONF.	ADJ CONF.
Average RPI Loss: 96		RECORD	PCT. RANK	GAMES	SCHEDULE		OF SCHEDULE	RPI	RPI		RPI	RPI
DIV. I ONLY		19-22-0	.46341	160	5-5-0		88	170	128		.50719	127
DIV. I NON-CONF.		11-18-0	.37931	201	1-1-0		117	89	171		.48177	164
TOTALS		RPI 1-25	RPI 26-50		W-L RECORDS		RPI 51-100		RPI 101-150		RPI 150+	
19-22-0		1-2-0	0-6-0		OVERALL		2-3-0		4-5-0		12-6-0	
3-6-0		0-0-0	0-4-0		HOME		0-0-0		0-0-0		3-2-0	
7-3-0		0-0-0	0-1-0		AWAY		0-0-0		2-2-0		5-0-0	
9-13-0		1-2-0	0-1-0		NEUTRAL		2-3-0		2-3-0		4-4-0	
11-18-0		1-2-0	0-6-0		NON-CONFERENCE		2-3-0		2-3-0		6-4-0	
1-4-0		0-0-0	0-4-0		HOME		0-0-0		0-0-0		1-0-0	
1-1-0		0-0-0	0-0-		AWAY		0-0-0		0-0-0		1-0-0	
9-13-0		1-2-0	0-1-0		NEUTRAL		2-3-0		2-3-0		4-4-0	
8-4-0		0-0-0	0-0-0		CONFERENCE		0-0-0		2-2-0		6-2-0	
2-2-0		0-0-0	0-0-0		HOME		0-0-0		0-0-0		2-2-0	
6-2-0		0-0-0	0-0-0		AWAY		0-0-0		2-2-0		4-0-0	
0-0-0		0-0-0	0-0-0		NEUTRAL		0-0-0		0-0-0		0-0-0	
RPI S	Opponent	Score	RPI S	Opponent	Score	RPI S	Opponent	Score	RPI S	Opponent	Score	
8 N	Tennessee	3 6	36 N	Oregon St.	3 7	56 N	Cal St. Fullerton	4 3	101 N	Nevada	6 14	
9 N	LSU	6 10	40 A	San Diego St.	1 9	72 N	Long Beach St.	3 12	109 N	Fresno St.	4 5	
20 N	Hawaii	4 2	45 H	Houston	3 9	77 N	Oklahoma St.	2 3	111 N	UC Santa Barbara	10 12	
			45 H	Houston	3 7	99 N	Colorado St.	1 4	112 N	New Mexico	6 1	
			45 H	Houston	2 3	100 N	UNLV	5 3	126 A	Utah Valley	2 3	
			46 H	Northwestern	1 4				126 A	Utah Valley	3 2	
									126 A	Utah Valley	2 1	
									126 A	Utah Valley	4 6	
									148 N	Boise St.	8 1	
									153 N	Portland St.	3 5	
									161 N	La.-Monroe	5 6	
									164 H	Loyola Marymount	9 4	
									164 H	Loyola Marymount	0 5	
									164 H	Loyola Marymount	2 8	
									164 H	Loyola Marymount	11 0	
									165 N	Providence	1 5	
									191 A	San Diego	9 1	
									191 A	San Diego	3 0	
									191 A	San Diego	5 0	
									191 A	San Diego	2 1	
									193 H	Marist	11 6	
									194 N	Idaho St.	7 4	
									212 N	LIU Brooklyn	2 3	
									219 N	Seattle	10 0	
									236 A	Utah St.	5 0	
									268 N	Maine	6 4	
									268 N	Maine	3 2	
LAST 10 GAMES												
			164 H	Loyola Marymount	9 4		126 A	Utah Valley	2 3			
			164 H	Loyola Marymount	11 0		126 A	Utah Valley	3 2			
			164 H	Loyola Marymount	2 8		126 A	Utah Valley	2 1			
			164 H	Loyola Marymount	0 5		126 A	Utah Valley	4 6			
			236 A	Utah St.	5 0		45 H	Houston	3 9			

Non-Div. I Games:

BYU

Average RPI Win:		149	WON-LOST RECORD		WINNING PCT. RANK		LAST 10 GAMES		STRENGTH OF SCHEDULE		OPP. STRENGTH OF SCHEDULE		TEAM RPI		ADJ RPI		CONF. RPI		ADJ CONF. RPI	
DIV. I ONLY			10-26-0		.27778 253		3-7-0		22		56		131		.50627 128		4		4	
DIV. I NON-CONF.			9-16-0		.36 210		2-0-0		16		51		101		.52514 96		4		4	
TOTALS		RPI 1-25		RPI 26-50		W-L RECORDS		RPI 51-100		RPI 101-150		RPI 150+								
10-26-0		0-8-0		1-4-0		OVERALL		2-8-0		3-4-0		4-2-0								
1-3-0		0-3-0		0-0-0		HOME		0-0-0		0-0-0		1-0-0								
3-9-0		0-0-0		0-1-0		AWAY		1-6-0		2-2-0		0-0-0								
6-14-0		0-5-0		1-3-0		NEUTRAL		1-2-0		1-2-0		3-2-0								
9-16-0		0-5-0		1-4-0		NON-CONFERENCE		2-3-0		2-2-0		4-2-0								
1-0-0		0-0-0		0-0-0		HOME		0-0-0		0-0-0		1-0-0								
2-2-0		0-0-0		0-0-		AWAY		1-1-0		1-0-0		0-0-0								
6-14-0		0-5-0		1-3-0		NEUTRAL		1-2-0		1-2-0		3-2-0								
1-10-0		0-3-0		0-0-0		CONFERENCE		0-5-0		1-2-0		0-0-0								
0-3-0		0-3-0		0-0-0		HOME		0-0-0		0-0-0		0-0-0								
1-7-0		0-0-0		0-0-0		AWAY		0-5-0		1-2-0		0-0-0								
0-0-0		0-0-0		0-0-0		NEUTRAL		0-0-0		0-0-0		0-0-0								
RPI	S	Opponent		Score		RPI	S	Opponent		Score		RPI	S	Opponent		Score				
1	N	Oklahoma		0	8	29	N	Arizona		2	10	51	N	Texas Tech		3	14			
3	N	Texas		4	8	31	N	Hofstra		0	3	60	A	Ohio St.		7	16			
9	N	LSU		5	6	35	A	North Carolina		2	10	60	A	Ohio St.		3	4			
10	H	Michigan		4	18	44	N	DePaul		7	6	60	A	Ohio St.		0	2			
10	H	Michigan		6	9	47	N	South Carolina		3	4	70	A	New Mexico St.		2	10			
10	H	Michigan		4	7							70	A	New Mexico St.		10	2			
11	N	Washington		2	13							91	N	Iowa St.		9	8			
12	N	Texas A&M		2	12							93	A	Michigan St.		1	4			
												93	A	Michigan St.		1	7			
												99	N	Colorado St.		2	10			

Non-Div. I Games:

Penn St.

Average RPI Win:		175	WON-LOST RECORD		WINNING PCT. RANK		LAST 10 GAMES		STRENGTH OF SCHEDULE		OPP. STRENGTH OF SCHEDULE		TEAM RPI		ADJ RPI		CONF. RPI		ADJ CONF. RPI	
DIV. I ONLY			20-26-0		.43478 177		5-5-0		62		166		127		.50496 129		15		14	
DIV. I NON-CONF.			9-19-0		.32143 230		0-4-0		27		179		143		.49381 145		15		15	
TOTALS		RPI 1-25		RPI 26-50		W-L RECORDS		RPI 51-100		RPI 101-150		RPI 150+								
20-26-0		0-8-0		0-2-0		OVERALL		4-5-0		5-5-0		11-6-0								
12-4-0		0-0-0		0-0-0		HOME		2-1-0		4-2-0		6-1-0								
4-16-0		0-5-0		0-2-0		AWAY		1-2-0		1-3-0		2-4-0								
4-6-0		0-3-0		0-0-0		NEUTRAL		1-2-0		0-0-0		3-1-0								
9-19-0		0-8-0		0-2-0		NON-CONFERENCE		1-2-0		2-2-0		6-5-0								
5-2-0		0-0-0		0-0-0		HOME		0-0-0		2-1-0		3-1-0								
0-11-0		0-5-0		0-0-		AWAY		0-0-0		0-1-0		0-3-0								
4-6-0		0-3-0		0-0-0		NEUTRAL		1-2-0		0-0-0		3-1-0								
11-7-0		0-0-0		0-0-0		CONFERENCE		3-3-0		3-3-0		5-1-0								
7-2-0		0-0-0		0-0-0		HOME		2-1-0		2-1-0		3-0-0								
4-5-0		0-0-0		0-0-0		AWAY		1-2-0		1-2-0		2-1-0								
0-0-0		0-0-0		0-0-0		NEUTRAL		0-0-0		0-0-0		0-0-0								
RPI	S	Opponent		Score		RPI	S	Opponent		Score		RPI	S	Opponent		Score				
3	A	Texas		0	5	45	A	Houston		9	10	64	N	Creighton		3	2			
3	A	Texas		1	9	45	A	Houston		0	8	64	N	Creighton		3	10			
12	A	Texas A&M		4	12							69	N	Ole Miss		1	11			
12	A	Texas A&M		0	9							86	A	Northwestern St.		5	3			
17	A	South Ala.		0	8							86	A	Northwestern St.		1	9			
23	N	Tulsa		1	2							86	A	Northwestern St.		2	8			
23	N	Tulsa		4	7							90	H	Sam Houston St.		4	6			
23	N	Tulsa		3	11							90	H	Sam Houston St.		5	4			
												90	H	Sam Houston St.		9	4			
														Southeastern La.		7	6			
														Southeastern La.		5	4			
														Southeastern La.		5	13			
														Nicholls St.		7	3			
														Nicholls St.		3	9			
														Nicholls St.		4	3			
														La.-Monroe		1	5			
														La.-Monroe		3	6			
														Jackson St.		4	14			
														Jackson St.		3	2			
														A&M-Corpus Christi		7	6			
														A&M-Corpus Christi		5	4			
														A&M-Corpus Christi		9	6			
														Utah St.		2	1			
														Utah St.		5	2			
														Texas Southern		3	5			
														Bucknell		1	2			
														Bucknell		3	1			
														Prairie View		24	1			
														Prairie View		2	0			
LAST 10 GAMES																				

Non-Div. I Games:

Lamar

[illegible]

Non-Div. I Games:

Bowling Green

RPI	S	Opponent	Score	
273	A	Detroit	12	3

Bowling Green

B
o
w
l
i
n
g
G
r
e
e
n

B
o
w
l
i
n
g
G
r
e
e
n

Average RPI Win:	155	WON-LOST RECORD	WINNING PCT. RANK	LAST 10 GAMES		STRENGTH OF SCHEDULE	OPP. STRENGTH OF SCHEDULE	TEAM RPI	ADJ RPI	CONF. RPI	ADJ CONF. RPI	
DIV. I ONLY		15-20-0	.42857	179	4-6-0	65	168	130	.50355	131	10	10
DIV. I NON-CONF.		13-10-0	.56522	96	2-2-0	99	198	93	.52421	97	9	9
<hr/>												
TOTALS	RPI 1-25	RPI 26-50		W-L RECORDS		RPI 51-100		RPI 101-150		RPI 150+		
15-20-0	0-0-0	2-6-0		OVERALL		2-5-0		5-3-0		6-6-0		
2-5-0	0-0-0	0-3-0		HOME		0-0-0		1-1-0		1-1-0		
3-9-0	0-0-0	1-2-0		AWAY		1-3-0		1-0-0		0-4-0		
10-6-0	0-0-0	1-1-0		NEUTRAL		1-2-0		3-2-0		5-1-0		
13-10-0	0-0-0	1-1-0		NON-CONFERENCE		2-5-0		4-1-0		6-3-0		
1-1-0	0-0-0	0-0-0		HOME		0-0-0		0-0-0		1-1-0		
2-4-0	0-0-0	0-0-		AWAY		1-3-0		1-0-0		0-1-0		
10-5-0	0-0-0	1-1-0		NEUTRAL		1-2-0		3-1-0		5-1-0		
2-10-0	0-0-0	1-5-0		CONFERENCE		0-0-0		1-2-0		0-3-0		
1-4-0	0-0-0	0-3-0		HOME		0-0-0		1-1-0		0-0-0		
1-5-0	0-0-0	1-2-0		AWAY		0-0-0		0-0-0		0-3-0		
0-1-0	0-0-0	0-0-0		NEUTRAL		0-0-0		0-1-0		0-0-0		
<hr/>												
RPI	S	Opponent	Score	RPI	S	Opponent	Score	RPI	S	Opponent	Score	
				33	N	Minnesota	5 4					
				42	H	South Fla.	0 3					
				42	H	South Fla.	0 1					
				42	H	South Fla.	2 8					
				47	N	South Carolina	1 4					
				48	A	Notre Dame	1 4					
				48	A	Notre Dame	3 9					
				48	A	Notre Dame	1 0					

Non-Div. I Games:

Villanova

[illegible]

Non-Div. I Games:

Chattanooga

Average RPI Win: 141		WON-LOST RECORD		WINNING PCT. RANK		LAST 10 GAMES		STRENGTH OF SCHEDULE		OPP. STRENGTH OF SCHEDULE		TEAM RPI		ADJ RPI		CONF. RPI		ADJ CONF. RPI	
DIV. I ONLY		20-19-0		.51282 131		3-7-0		180		86		140		.49974 134		16		16	
DIV. I NON-CONF.		15-12-0		.55556 103		0-0-0		162		76		114		.51738 112		16		16	
TOTALS		RPI 1-25		RPI 26-50		W-L RECORDS		RPI 51-100		RPI 101-150		RPI 150+							
20-19-0		0-2-0		1-0-0		OVERALL		7-6-0		3-6-0		9-5-0							
8-5-0		0-0-0		0-0-0		HOME		6-3-0		1-1-0		1-1-0							
9-12-0		0-2-0		1-0-0		AWAY		0-3-0		1-4-0		7-3-0							
3-2-0		0-0-0		0-0-0		NEUTRAL		1-0-0		1-1-0		1-1-0							
15-12-0		0-2-0		1-0-0		NON-CONFERENCE		6-1-0		3-6-0		5-3-0							
7-3-0		0-0-0		0-0-0		HOME		5-1-0		1-1-0		1-1-0							
5-7-0		0-2-0		1-0-		AWAY		0-0-0		1-4-0		3-1-0							
3-2-0		0-0-0		0-0-0		NEUTRAL		1-0-0		1-1-0		1-1-0							
5-7-0		0-0-0		0-0-0		CONFERENCE		1-5-0		0-0-0		4-2-0							
1-2-0		0-0-0		0-0-0		HOME		1-2-0		0-0-0		0-0-0							
4-5-0		0-0-0		0-0-0		AWAY		0-3-0		0-0-0		4-2-0							
0-0-0		0-0-0		0-0-0		NEUTRAL		0-0-0		0-0-0		0-0-0							
RPI S	Opponent	Score		RPI S	Opponent	Score		RPI S	Opponent	Score		RPI S	Opponent	Score					
12 A	Texas A&M	4	6	45 A	Houston	3	2	67 H	San Jose St.	2	3	101 A	Nevada	0	10				
12 A	Texas A&M	0	8					67 H	San Jose St.	0	2	101 A	Nevada	2	6				
								67 H	San Jose St.	7	6	124 H	Rutgers	11	1				
								70 A	New Mexico St.	0	8	129 A	Lamar	2	3				
								70 A	New Mexico St.	2	3	129 A	Lamar	5	7				
								70 A	New Mexico St.	1	7	129 A	Lamar	7	3				
								76 N	Purdue	2	1	147 N	Southeastern La.	2	3				
								84 H	North Texas	2	0	147 N	Southeastern La.	4	0				
								84 H	North Texas	7	0	148 H	Boise St.	6	9				
								90 H	Sam Houston St.	7	4	178 A	Texas St.	5	0				
								90 H	Sam Houston St.	1	2	178 A	Texas St.	3	1				
								90 H	Sam Houston St.	3	2	178 A	Texas St.	3	1				
								91 H	Iowa St.	7	4	186 H	Missouri St.	2	10				
												186 H	Missouri St.	8	4				
												204 A	Houston Baptist	10	4				
												204 A	Houston Baptist	4	2				
												213 A	Northern Colo.	4	5				
												213 N	Northern Colo.	7	1				
												213 N	Northern Colo.	4	6				
												218 A	A&M-Corpus Christi	9	4				
												236 A	Utah St.	1	2				
												236 A	Utah St.	0	1				
												236 A	Utah St.	5	4				
				LAST 10 GAMES															
				70 A	New Mexico St.	1	7	236 A	Utah St.	1	2								
				70 A	New Mexico St.	2	3	67 H	San Jose St.	0	2								
				70 A	New Mexico St.	0	8	67 H	San Jose St.	2	3								
				236 A	Utah St.	5	4	67 H	San Jose St.	7	6								
				236 A	Utah St.	0	1	178 A	Texas St.	3	1								

Non-Div. I Games:

UTSA

Troy

Average RPI Win: 143		WON-LOST	WINNING	LAST 10	STRENGTH OF	OPP. STRENGTH	TEAM	ADJ	CONF.	ADJ CONF.		
Average RPI Loss: 84		RECORD	PCT. RANK	GAMES	SCHEDULE	OF SCHEDULE	RPI	RPI	RPI	RPI		
DIV. I ONLY		19-23-0	.45238	166	5-5-0	137	57	145	.49954	135	6	6
DIV. I NON-CONF.		12-16-0	.42857	182	2-1-0	89	35	123	.51021	119	6	6
<hr/>												
TOTALS		RPI 1-25		RPI 26-50		W-L RECORDS		RPI 51-100		RPI 101-150		RPI 150+
19-23-0		0-0-0		1-5-0		OVERALL		4-11-0		2-4-0		12-3-0
6-4-0		0-0-0		0-1-0		HOME		0-1-0		2-1-0		4-1-0
7-12-0		0-0-0		1-3-0		AWAY		3-7-0		0-0-0		3-2-0
6-7-0		0-0-0		0-1-0		NEUTRAL		1-3-0		0-3-0		5-0-0
12-16-0		0-0-0		1-5-0		NON-CONFERENCE		2-7-0		0-3-0		9-1-0
2-2-0		0-0-0		0-1-0		HOME		0-1-0		0-0-0		2-0-0
4-7-0		0-0-0		1-0-		AWAY		1-3-0		0-0-0		2-1-0
6-7-0		0-0-0		0-1-0		NEUTRAL		1-3-0		0-3-0		5-0-0
7-7-0		0-0-0		0-0-0		CONFERENCE		2-4-0		2-1-0		3-2-0
4-2-0		0-0-0		0-0-0		HOME		0-0-0		2-1-0		2-1-0
3-5-0		0-0-0		0-0-0		AWAY		2-4-0		0-0-0		1-1-0
0-0-0		0-0-0		0-0-0		NEUTRAL		0-0-0		0-0-0		0-0-0
RPI S	Opponent	Score	RPI S	Opponent	Score	RPI S	Opponent	Score	RPI S	Opponent	Score	
			26 A	Florida St.	0 8	51 A	Texas Tech	0 15	104 N	Appalachian St.	2 5	
			26 A	Florida St.	6 12	51 A	Texas Tech	3 11	136 H	Fla. Atlantic	3 5	
			26 A	Florida St.	6 3	55 H	North Florida	2 3	136 H	Fla. Atlantic	4 3	
			27 H	Virginia Tech	3 10	55 N	North Florida	6 7	136 H	Fla. Atlantic	5 1	
			28 A	Mississippi St.	2 5	57 N	SIU Edwardsville	3 11	141 N	Texas-Arlington	2 3	
			37 N	North Carolina St.	1 9	61 A	Georgia St.	8 7	141 N	Texas-Arlington	5 6	
						61 N	Georgia St.	5 3	155 H	Evansville	5 3	
						65 A	Auburn	1 6	155 H	Evansville	5 0	
						66 N	IPFW	4 5	159 N	UMKC	16 11	
						71 A	FIU	5 6	161 H	La.-Monroe	12 0	
						71 A	FIU	0 3	161 H	La.-Monroe	4 7	
						71 A	FIU	5 4	161 H	La.-Monroe	8 6	
						84 A	North Texas	2 10	176 A	Southern Miss.	6 4	
						84 A	North Texas	6 8	176 A	Southern Miss.	9 7	
						84 A	North Texas	10 8	176 N	Southern Miss.	6 4	
									176 N	Southern Miss.	11 7	
									178 A	Texas St.	0 5	
									182 N	Akron	6 3	
									228 A	Middle Tenn.	5 7	
									228 A	Middle Tenn.	5 0	
									238 N	Tennessee St.	7 3	
LAST 10 GAMES												
			71 A	FIU	5 4	136 H	Fla. Atlantic	4 3				
			71 A	FIU	5 6	136 H	Fla. Atlantic	5 1				
			71 A	FIU	0 3	176 A	Southern Miss.	9 7				
			65 A	Auburn	1 6	176 A	Southern Miss.	6 4				
			136 H	Fla. Atlantic	3 5	161 H	La.-Monroe	4 7				

Non-Div. I Games:

Troy

Average RPI Win: 184		WON-LOST	WINNING	LAST 10	STRENGTH OF		OPP. STRENGTH	TEAM	ADJ	CONF.	ADJ CONF.
Average RPI Loss: 86		RECORD	PCT. RANK	GAMES	SCHEDULE		OF SCHEDULE	RPI	RPI	RPI	RPI
DIV. I ONLY		25-24-0	.5102	133	4-6-0		167	96	134	.49819	136
DIV. I NON-CONF.		17-15-0	.53125	124	2-0-0		168	160	134	.50244	131
TOTALS		RPI 1-25	RPI 26-50		W-L RECORDS		RPI 51-100		RPI 101-150		RPI 150+
25-24-0		0-4-0	1-4-0		OVERALL		2-9-0		2-3-0		20-4-0
20-13-0		0-1-0	0-1-0		HOME		2-7-0		1-1-0		17-3-0
5-7-0		0-2-0	1-3-0		AWAY		0-0-0		1-2-0		3-0-0
0-4-0		0-1-0	0-0-0		NEUTRAL		0-2-0		0-0-0		0-1-0
17-15-0		0-2-0	1-1-0		NON-CONFERENCE		1-7-0		1-1-0		14-4-0
16-11-0		0-1-0	0-1-0		HOME		1-5-0		1-1-0		14-3-0
1-0-0		0-0-0	1-0-		AWAY		0-0-0		0-0-0		0-0-0
0-4-0		0-1-0	0-0-0		NEUTRAL		0-2-0		0-0-0		0-1-0
8-9-0		0-2-0	0-3-0		CONFERENCE		1-2-0		1-2-0		6-0-0
4-2-0		0-0-0	0-0-0		HOME		1-2-0		0-0-0		3-0-0
4-7-0		0-2-0	0-3-0		AWAY		0-0-0		1-2-0		3-0-0
0-0-0		0-0-0	0-0-0		NEUTRAL		0-0-0		0-0-0		0-0-0
RPI S	Opponent	Score	RPI S	Opponent	Score	RPI S	Opponent	Score	RPI S	Opponent	Score
10 H	Michigan	2 4	34 A	Western Ky.	0 3	54 H	Kansas	0 10	123 H	Connecticut	2 3
10 N	Michigan	2 10	34 A	Western Ky.	0 8	55 H	North Florida	0 5	135 A	Troy	3 4
17 A	South Ala.	0 11	34 A	Western Ky.	1 2	59 H	Jacksonville	2 3	135 A	Troy	1 5
17 A	South Ala.	0 6	42 A	South Fla.	2 1	84 H	North Texas	2 7	135 A	Troy	5 3
			50 H	Ball St.	0 2	84 H	North Texas	3 2	143 H	Stony Brook	5 0
						84 H	North Texas	0 6	161 H	La.-Monroe	8 0
						89 N	Marshall	1 2	161 H	La.-Monroe	6 5
						89 N	Marshall	1 3	161 H	La.-Monroe	3 0
						91 H	Iowa St.	6 0	162 H	Massachusetts	8 0
						93 H	Michigan St.	2 7	165 H	Providence	2 1
						93 H	Michigan St.	0 1	167 N	Samford	1 7
									174 H	Towson	13 0
									179 H	Northern Ill.	3 7
									188 H	Elon	5 3
									198 H	Eastern Mich.	11 3
									198 H	Eastern Mich.	6 0
									199 H	Harvard	2 3
									208 H	Dartmouth	5 0
									208 H	Dartmouth	2 1
									212 H	LIU Brooklyn	4 7
									212 H	LIU Brooklyn	6 1
									228 A	Middle Tenn.	5 3
									228 A	Middle Tenn.	13 2
									228 A	Middle Tenn.	5 3
									232 H	Florida A&M	6 0
									244 H	Bethune-Cookman	8 0
									244 H	Bethune-Cookman	9 0
			LAST 10 GAMES			84 H	North Texas	0 6	228 A	Middle Tenn.	13 2
						84 H	North Texas	2 7	228 A	Middle Tenn.	5 3
						84 H	North Texas	3 2	232 H	Florida A&M	6 0
						208 H	Dartmouth	2 1	244 H	Bethune-Cookman	8 0
						188 H	Elon	5 3	244 H	Bethune-Cookman	9 0

Non-Div. I Games:

Fla. Atlantic

RPI	S	Opponent	Score	
252	H	Colgate	5	2
252	H	Colgate	4	2

Fla. Atlantic

F
l
a
.
A
t
l
a
n
t
i
c

F
l
a
.
A
t
l
a
n
t
i
c

Average RPI Win:	229	WON-LOST	WINNING	LAST 10	STRENGTH OF	OPP. STRENGTH	TEAM	ADJ	CONF.	ADJ CONF.		
Average RPI Loss:	119	RECORD	PCT. RANK	GAMES	SCHEDULE	OF SCHEDULE	RPI	RPI	RPI	RPI		
DIV. I ONLY		21-10-0	.67742	52	7-3-0	257	225	136	.49674	137	26	26
DIV. I NON-CONF.		13-9-0	.59091	84	1-2-0	248	233	166	.48036	166	26	26
<hr/>												
TOTALS	RPI 1-25	RPI 26-50		W-L RECORDS		RPI 51-100		RPI 101-150		RPI 150+		
21-10-0	0-0-0	0-2-0		OVERALL		0-2-0		3-3-0		18-3-0		
6-3-0	0-0-0	0-0-0		HOME		0-0-0		2-1-0		4-2-0		
5-2-0	0-0-0	0-0-0		AWAY		0-1-0		1-1-0		4-0-0		
10-5-0	0-0-0	0-2-0		NEUTRAL		0-1-0		0-1-0		10-1-0		
<hr/>												
13-9-0	0-0-0	0-2-0		NON-CONFERENCE		0-2-0		1-2-0		12-3-0		
1-2-0	0-0-0	0-0-0		HOME		0-0-0		0-0-0		1-2-0		
2-2-0	0-0-0	0-0-		AWAY		0-1-0		1-1-0		1-0-0		
10-5-0	0-0-0	0-2-0		NEUTRAL		0-1-0		0-1-0		10-1-0		
<hr/>												
8-1-0	0-0-0	0-0-0		CONFERENCE		0-0-0		2-1-0		6-0-0		
5-1-0	0-0-0	0-0-0		HOME		0-0-0		2-1-0		3-0-0		
3-0-0	0-0-0	0-0-0		AWAY		0-0-0		0-0-0		3-0-0		
0-0-0	0-0-0	0-0-0		NEUTRAL		0-0-0		0-0-0		0-0-0		
<hr/>												
RPI	S	Opponent	Score	RPI	S	Opponent	Score	RPI	S	Opponent	Score	
33	N	Minnesota	0 1	52	A	FGCU	0 6	106	A	Coastal Caro.	4 2	
33	N	Minnesota	2 4	93	N	Michigan St.	1 3	106	A	Coastal Caro.	0 8	
								131	N	Villanova	0 5	
								143	H	Stony Brook	4 0	
								143	H	Stony Brook	3 4	
								143	H	Stony Brook	2 1	
								175	N	Wichita St.	7 6	
								180	N	Fairleigh Dickinson	4 7	
								209	H	Bryant	3 8	
								209	H	Bryant	5 6	
								217	N	Butler	4 0	
								220	N	Western Caro.	5 2	
								223	N	Drexel	9 0	
								225	H	Hartford	9 4	
								225	H	Hartford	1 0	
								225	H	Hartford	2 1	
								241	N	Green Bay	9 2	
								241	N	Green Bay	7 3	
								253	N	Manhattan	14 6	
								253	N	Manhattan	5 2	
								268	A	Maine	1 0	
								268	A	Maine	8 4	
								268	A	Maine	5 2	
								275	H	Siena	3 0	
								277	A	Rider	14 3	
								277	N	Rider	7 1	
								288	N	Saint Peter's	7 0	
<hr/>												
				LAST 10 GAMES								
				143 H Stony Brook 4 0				268 A Maine 1 0				
				143 H Stony Brook 3 4				268 A Maine 8 4				
				143 H Stony Brook 2 1				268 A Maine 5 2				
				209 H Bryant 3 8				275 H Siena 3 0				
				209 H Bryant 5 6				225 H Hartford 2 1				

Non-Div. I Games:

Albany (NY)

W
i
n
t
h
r
o
p

Winthrop

RPI	S	Opponent	Score	
224	A	Gardner-Webb	7	5
230	A	Charleston So.	7	2
230	A	Charleston So.	4	3
230	A	Charleston So.	9	3
271	H	N.C. A&T	10	2
274	H	Delaware St.	10	2

Winthrop

W
i
n
t
h
r
o
p

W
i
n
t
h
r
o
p

Average RPI Win: 184		WON-LOST	WINNING	LAST 10	STRENGTH OF		OPP. STRENGTH	TEAM	ADJ	CONF.	ADJ CONF.
Average RPI Loss: 89		RECORD	PCT. RANK	GAMES	SCHEDULE		OF SCHEDULE	RPI	RPI	RPI	RPI
DIV. I ONLY		13-19-0	.40625	192	7-3-0		71	164	144	.49552	139
DIV. I NON-CONF.		6-17-0	.26087	247	0-1-0		22	104	161	.48549	160
TOTALS		RPI 1-25	RPI 26-50		W-L RECORDS		RPI 51-100		RPI 101-150		RPI 150+
13-19-0		0-5-0	0-2-0		OVERALL		2-5-0		4-3-0		7-4-0
2-2-0		0-0-0	0-0-0		HOME		0-0-0		2-2-0		0-0-0
5-5-0		0-1-0	0-0-0		AWAY		0-2-0		0-1-0		5-1-0
6-12-0		0-4-0	0-2-0		NEUTRAL		2-3-0		2-0-0		2-3-0
6-17-0		0-5-0	0-2-0		NON-CONFERENCE		2-5-0		2-2-0		2-3-0
0-1-0		0-0-0	0-0-0		HOME		0-0-0		0-1-0		0-0-0
0-4-0		0-1-0	0-0-		AWAY		0-2-0		0-1-0		0-0-0
6-12-0		0-4-0	0-2-0		NEUTRAL		2-3-0		2-0-0		2-3-0
7-2-0		0-0-0	0-0-0		CONFERENCE		0-0-0		2-1-0		5-1-0
2-1-0		0-0-0	0-0-0		HOME		0-0-0		2-1-0		0-0-0
5-1-0		0-0-0	0-0-0		AWAY		0-0-0		0-0-0		5-1-0
0-0-0		0-0-0	0-0-0		NEUTRAL		0-0-0		0-0-0		0-0-0
RPI S	Opponent	Score	RPI S	Opponent	Score	RPI S	Opponent	Score	RPI S	Opponent	Score
6 A	Arizona St.	0 15	41 N	Illinois St.	8 16	70 A	New Mexico St.	1 8	115 H	Bradley	0 1
15 N	Nebraska	4 13	42 N	South Fla.	1 2	70 A	New Mexico St.	1 11	117 N	Central Mich.	3 2
15 N	Nebraska	5 14				93 N	Michigan St.	1 5	118 A	Indiana	0 8
15 N	Nebraska	3 4				93 N	Michigan St.	7 11	133 H	Loyola Chicago	8 9
25 N	Wisconsin	1 2				94 N	Kent St.	2 1	133 H	Loyola Chicago	9 1
						95 N	Eastern Ky.	9 3	133 H	Loyola Chicago	2 1
						95 N	Eastern Ky.	0 2	146 N	Central Conn. St.	3 2
									166 N	UNI	0 8
									171 A	Valparaiso	10 0
									171 A	Valparaiso	1 3
									171 A	Valparaiso	7 4
									201 N	Belmont	1 8
									215 N	Quinnipiac	3 7
									255 N	Toledo	7 6
									255 N	Toledo	6 5
									273 A	Detroit	5 1
									273 A	Detroit	17 8
									273 A	Detroit	19 3
			LAST 10 GAMES								
			171 A	Valparaiso	1 3	273 A	Detroit	5 1			
			171 A	Valparaiso	10 0	133 H	Loyola Chicago	8 9			
			171 A	Valparaiso	7 4	133 H	Loyola Chicago	9 1			
			273 A	Detroit	19 3	133 H	Loyola Chicago	2 1			
			273 A	Detroit	17 8	115 H	Bradley	0 1			

Non-Div. I Games:

Ill.-Chicago

Campbell

Campbell

RPI	S	Opponent	Score	
230	H	Charleston So.	8	5
230	H	Charleston So.	12	4
239	H	Northern Ky.	6	4
250	H	Norfolk St.	6	2
256	N	Youngstown St.	9	7
267	H	St. Bonaventure	9	0
281	H	N.C. Central	14	2
281	H	N.C. Central	7	1

Campbell

C
a
m
p
b
e
l
l

C
a
m
p
b
e
l
l

[illegible]

Non-Div. I Games:

Texas-Arlington

Average RPI Win: 223		WON-LOST	WINNING	LAST 10	STRENGTH OF		OPP. STRENGTH	TEAM	ADJ		CONF.	ADJ CONF.			
Average RPI Loss: 136		RECORD	PCT. RANK	GAMES	SCHEDULE		OF SCHEDULE	RPI	RPI		RPI	RPI			
DIV. I ONLY		24-14-0	.63158	69	6-4-0		222	232	132	.49483	142	18	19		
DIV. I NON-CONF.		16-11-0	.59259	82	1-1-0		224	256	153	.48272	162	19	20		
TOTALS		RPI 1-25	RPI 26-50		W-L RECORDS		RPI 51-100		RPI 101-150		RPI 150+				
24-14-0		0-1-0	0-0-0		OVERALL		1-5-0		1-3-0		22-5-0				
4-3-0		0-0-0	0-0-0		HOME		0-2-0		0-0-0		4-1-0				
6-3-0		0-0-0	0-0-0		AWAY		0-0-0		0-1-0		6-2-0				
14-8-0		0-1-0	0-0-0		NEUTRAL		1-3-0		1-2-0		12-2-0				
16-11-0		0-1-0	0-0-0		NON-CONFERENCE		1-3-0		1-3-0		14-4-0				
1-1-0		0-0-0	0-0-0		HOME		0-0-0		0-0-0		1-1-0				
1-2-0		0-0-0	0-0-		AWAY		0-0-0		0-1-0		1-1-0				
14-8-0		0-1-0	0-0-0		NEUTRAL		1-3-0		1-2-0		12-2-0				
8-3-0		0-0-0	0-0-0		CONFERENCE		0-2-0		0-0-0		8-1-0				
3-2-0		0-0-0	0-0-0		HOME		0-2-0		0-0-0		3-0-0				
5-1-0		0-0-0	0-0-0		AWAY		0-0-0		0-0-0		5-1-0				
0-0-0		0-0-0	0-0-0		NEUTRAL		0-0-0		0-0-0		0-0-0				
RPI S	Opponent	Score		RPI S	Opponent	Score		RPI S	Opponent	Score		RPI S	Opponent	Score	
8 N	Tennessee	0	5					66 H	IPFW	1	2	125 N	Penn	1	7
								66 H	IPFW	4	7	125 N	Penn	9	1
								70 N	New Mexico St.	0	1	126 N	Utah Valley	3	4
								70 N	New Mexico St.	3	4	147 A	Southeastern La.	6	7
								74 N	UT Martin	5	2	170 A	Western Ill.	6	2
								82 N	Utah	4	8	170 A	Western Ill.	4	1
												170 A	Western Ill.	6	5
												182 N	Akron	1	5
												194 N	Idaho St.	5	4
												222 A	IUPUI	4	0
												222 A	IUPUI	2	0
												222 A	IUPUI	4	5
												235 N	Saint Francis (PA)	3	1
												236 N	Utah St.	5	4
												240 N	Sacred Heart	12	0
												240 N	Sacred Heart	5	12
												242 H	South Dakota St.	7	6
												242 H	South Dakota St.	7	1
												242 H	South Dakota St.	16	15
												243 N	Texas Southern	5	3
												245 A	UTEP	2	3
												245 A	UTEP	5	3
												245 N	UTEP	6	1
												246 N	La Salle	10	1
												246 N	La Salle	12	3
												251 H	North Dakota	8	9
												251 H	North Dakota	4	3
LAST 10 GAMES															
				66 H	IPFW	1	2	251 H	North Dakota	4	3				
				66 H	IPFW	4	7	251 H	North Dakota	8	9				
				242 H	South Dakota St.	7	1	222 A	IUPUI	2	0				
				242 H	South Dakota St.	7	6	222 A	IUPUI	4	0				
				242 H	South Dakota St.	16	15	222 A	IUPUI	4	5				

Non-Div. I Games: LSU-Alexandria 8 0

South Dakota

RPI	S	Opponent	Score	
258	N	Holy Cross	14	2
273	N	Detroit	5	4
285	N	Grambling	7	0
286	N	UMBC	9	4

South Dakota

S
o
u
t
h
D
a
k
o
t
a

S
o
u
t
h
D
a
k
o
t
a

Average RPI Win:	232	WON-LOST RECORD	WINNING PCT. RANK	LAST 10 GAMES	STRENGTH OF SCHEDULE	OPP. STRENGTH OF SCHEDULE	TEAM RPI	ADJ RPI	CONF. RPI	ADJ CONF. RPI								
DIV. I ONLY		22-17-0	.5641	104	8-2-0	183	235	146	.49447	143	26	26						
DIV. I NON-CONF.		17-13-0	.56667	93	4-0-0	164	217	120	.50634	125	26	26						
<hr/>																		
TOTALS	RPI 1-25	RPI 26-50		W-L RECORDS		RPI 51-100		RPI 101-150		RPI 150+								
22-17-0	0-2-0	0-2-0		OVERALL		0-5-0		2-4-0		20-4-0								
11-0-0	0-0-0	0-0-0		HOME		0-0-0		0-0-0		11-0-0								
4-7-0	0-0-0	0-1-0		AWAY		0-2-0		2-3-0		2-0-0								
7-10-0	0-2-0	0-1-0		NEUTRAL		0-3-0		0-0-0		7-4-0								
<hr/>																		
17-13-0	0-2-0	0-2-0		NON-CONFERENCE		0-5-0		1-2-0		16-2-0								
8-0-0	0-0-0	0-0-0		HOME		0-0-0		0-0-0		8-0-0								
3-5-0	0-0-0	0-0-		AWAY		0-2-0		1-2-0		2-0-0								
6-8-0	0-2-0	0-1-0		NEUTRAL		0-3-0		0-0-0		6-2-0								
<hr/>																		
5-4-0	0-0-0	0-0-0		CONFERENCE		0-0-0		1-2-0		4-2-0								
3-0-0	0-0-0	0-0-0		HOME		0-0-0		0-0-0		3-0-0								
1-2-0	0-0-0	0-0-0		AWAY		0-0-0		1-2-0		0-0-0								
1-2-0	0-0-0	0-0-0		NEUTRAL		0-0-0		0-0-0		1-2-0								
<hr/>																		
RPI	S	Opponent	Score		RPI	S	Opponent	Score		RPI	S	Opponent	Score					
13	N	Louisville	0	5	37	A	North Carolina St.	2	16	54	N	Kansas	1	7				
13	N	Louisville	0	8	50	N	Ball St.	2	5	54	N	Kansas	0	12				
										59	A	Jacksonville	1	6				
										59	A	Jacksonville	1	9				
										60	N	Ohio St.	4	11				
										108 A Longwood					3	2		
										108 A Longwood					0	3		
										136 A Fla. Atlantic					0	5		
										137 A Albany (NY)					4	3		
										137 A Albany (NY)					0	4		
										137 A Albany (NY)					1	2		
										161 N La.-Monroe					0	1		
										165 A Providence					3	1		
										169 H Fairfield					2	1		
										198 N Eastern Mich.					4	5		
										212 A LIU Brooklyn					8	7		
										215 H Quinnipiac					5	4		
										215 H Quinnipiac					6	0		
										225 N Hartford					1	2		
										225 N Hartford					2	0		
										225 N Hartford					0	1		
										232 N Florida A&M					6	1		
										240 H Sacred Heart					11	0		
										240 H Sacred Heart					3	2		
										244 N Bethune-Cookman					2	1		
										253 H Manhattan					4	2		
										254 N Bucknell					4	3		
										254 N Bucknell					13	2		
										264 H Yale					4	1		
										264 H Yale					7	1		
										271 N N.C. A&T					8	7		
										278 N Lafayette					12	1		
<hr/>																		
					LAST 10 GAMES													
					137 A Albany (NY)					0	4	215 H Quinnipiac					5	4
					137 A Albany (NY)					4	3	215 H Quinnipiac					6	0
					137 A Albany (NY)					1	2	286 H UMBC					8	0
					240 H Sacred Heart					11	0	286 H UMBC					8	0
					240 H Sacred Heart					3	2	286 H UMBC					8	1

Non-Div. I Games:

Stony Brook

RPI	S	Opponent	Score	
286	H	UMBC	8	0
286	H	UMBC	8	1
286	H	UMBC	8	0

Stony Brook

S
t
o
n
y
B
r
o
o
k

S
t
o
n
y
B
r
o
o
k

Average RPI Win: 183		WON-LOST RECORD	WINNING PCT. RANK	LAST 10 GAMES	STRENGTH OF SCHEDULE	OPP. STRENGTH OF SCHEDULE	TEAM RPI	ADJ RPI		CONF. RPI	ADJ CONF. RPI	
Average RPI Loss: 92												
DIV. I ONLY		23-26-0	.46939 157	2-8-0	114	160	139	.49422	144	7	9	
DIV. I NON-CONF.		12-15-0	.44444 168	1-2-0	165	212	178	.47418	177	11	11	
<hr/>												
TOTALS		RPI 1-25		RPI 26-50		W-L RECORDS		RPI 51-100		RPI 101-150		RPI 150+
23-26-0		0-0-0		0-0-0		OVERALL		7-21-0		1-1-0		15-4-0
15-11-0		0-0-0		0-0-0		HOME		3-8-0		1-1-0		11-2-0
7-10-0		0-0-0		0-0-0		AWAY		4-10-0		0-0-0		3-0-0
1-5-0		0-0-0		0-0-0		NEUTRAL		0-3-0		0-0-0		1-2-0
12-15-0		0-0-0		0-0-0		NON-CONFERENCE		3-10-0		1-1-0		8-4-0
9-6-0		0-0-0		0-0-0		HOME		1-3-0		1-1-0		7-2-0
2-4-0		0-0-0		0-0-		AWAY		2-4-0		0-0-0		0-0-0
1-5-0		0-0-0		0-0-0		NEUTRAL		0-3-0		0-0-0		1-2-0
11-11-0		0-0-0		0-0-0		CONFERENCE		4-11-0		0-0-0		7-0-0
6-5-0		0-0-0		0-0-0		HOME		2-5-0		0-0-0		4-0-0
5-6-0		0-0-0		0-0-0		AWAY		2-6-0		0-0-0		3-0-0
0-0-0		0-0-0		0-0-0		NEUTRAL		0-0-0		0-0-0		0-0-0
RPI S	Opponent	Score	RPI S	Opponent	Score	RPI S	Opponent	Score	RPI S	Opponent	Score	
						52 H	FGCU	7 6	132 H	Chattanooga	3 2	
						52 H	FGCU	5 12	132 H	Chattanooga	2 8	
						52 H	FGCU	7 15	181 N	Tennessee Tech	1 3	
						53 A	Kennesaw St.	1 2	221 H	East Tenn. St.	7 1	
						53 A	Kennesaw St.	0 3	221 H	East Tenn. St.	5 3	
						53 H	Kennesaw St.	4 2	221 H	East Tenn. St.	8 7	
						55 A	North Florida	3 12	222 H	IUPUI	4 10	
						55 A	North Florida	4 5	222 H	IUPUI	7 5	
						55 A	North Florida	4 5	222 H	IUPUI	3 1	
						57 N	SIU Edwardsville	7 8	225 N	Hartford	9 1	
						59 H	Jacksonville	0 6	232 H	Florida A&M	4 7	
						59 H	Jacksonville	0 8	232 H	Florida A&M	9 1	
						59 H	Jacksonville	1 11	239 A	Northern Ky.	7 2	
						61 H	Georgia St.	0 5	239 A	Northern Ky.	15 5	
						61 H	Georgia St.	6 9	239 A	Northern Ky.	3 1	
						71 A	FIU	4 3	239 H	Northern Ky.	13 5	
						71 A	FIU	0 7	248 H	Savannah St.	11 4	
						74 N	UT Martin	10 11	248 N	Savannah St.	2 6	
						78 A	Central Ark.	0 10	263 H	Alabama St.	9 0	
						78 H	Central Ark.	5 8	263 H	Alabama St.	3 2	
									263 H	Alabama St.	14 7	
			LAST 10 GAMES									
						55 A	North Florida	4 5				
						55 A	North Florida	4 5				
						55 A	North Florida	3 12				
						79 H	Georgia Tech	9 1				
						52 H	FGCU	7 15				

Non-Div. I Games:

Mercer

RPI	S	Opponent	Score	
79	A	Georgia Tech	10	9
79	H	Georgia Tech	9	1
80	A	Ga. Southern	6	7
80	A	Ga. Southern	0	4
95	N	Eastern Ky.	1	2
97	A	Stetson	8	4
97	A	Stetson	4	8
97	A	Stetson	12	4

52	H	FGCU	7	6
52	H	FGCU	5	12
80	A	Ga. Southern	0	4
80	A	Ga. Southern	6	7
59	H	Jacksonville	1	11

M
e
r
c
e
r

M
e
r
c
e
r

Average RPI Win:		193	WON-LOST		WINNING		LAST 10		STRENGTH OF		OPP. STRENGTH		TEAM		ADJ		CONF.		ADJ CONF.					
Average RPI Loss:		113	RECORD		PCT. RANK		GAMES		SCHEDULE		OF SCHEDULE		RPI		RPI		RPI		RPI					
DIV. I ONLY			17-18-0		.48571		145		6-4-0		112		210		143		.49357		145					
DIV. I NON-CONF.			9-13-0		.40909		192		3-1-0		131		190		173		.47544		174					
TOTALS			RPI 1-25		RPI 26-50		W-L RECORDS		RPI 51-100		RPI 101-150		RPI 150+											
17-18-0			0-1-0		0-1-0		OVERALL		1-7-0		1-3-0		15-6-0											
8-5-0			0-0-0		0-0-0		HOME		0-0-0		0-3-0		8-2-0											
5-6-0			0-0-0		0-1-0		AWAY		0-3-0		0-0-0		5-2-0											
4-7-0			0-1-0		0-0-0		NEUTRAL		1-4-0		1-0-0		2-2-0											
9-13-0			0-1-0		0-1-0		NON-CONFERENCE		1-5-0		1-3-0		7-3-0											
2-4-0			0-0-0		0-0-0		HOME		0-0-0		0-3-0		2-1-0											
3-2-0			0-0-0		0-0-		AWAY		0-1-0		0-0-0		3-0-0											
4-7-0			0-1-0		0-0-0		NEUTRAL		1-4-0		1-0-0		2-2-0											
8-5-0			0-0-0		0-0-0		CONFERENCE		0-2-0		0-0-0		8-3-0											
6-1-0			0-0-0		0-0-0		HOME		0-0-0		0-0-0		6-1-0											
2-4-0			0-0-0		0-0-0		AWAY		0-2-0		0-0-0		2-2-0											
0-0-0			0-0-0		0-0-0		NEUTRAL		0-0-0		0-0-0		0-0-0											
RPI	S	Opponent		Score		RPI	S	Opponent		Score		RPI	S	Opponent		Score								
22	N	Iowa		0	3	34	A	Western Ky.		2	7	58	N	Neb. Omaha		2	9	121	N	Pittsburgh		6	5	
												58	N	Neb. Omaha		0	4	130	H	Bowling Green		0	3	
												63	A	Saint Joseph's		0	2	130	H	Bowling Green		3	5	
												63	A	Saint Joseph's		1	3	138	H	Winthrop		2	7	
												77	N	Oklahoma St.		2	4	151	A	Saint Louis		5	1	
												84	A	North Texas		2	3	151	A	Saint Louis		2	3	
												87	N	Furman		4	3	158	N	Western Mich.		6	7	
												92	N	UNC Greensboro		4	6	162	H	Massachusetts		12	14	
																		162	H	Massachusetts		9	4	
																		168	A	Ohio		6	3	
																		168	A	Ohio		7	4	
																		171	N	Valparaiso		5	6	
																		173	H	Charlotte		3	0	
																		173	H	Charlotte		11	3	
																		184	A	Temple		2	0	
																		184	A	Temple		7	12	
																		217	H	Butler		5	3	
																		217	H	Butler		6	3	
																		225	N	Hartford		13	5	
																		233	A	Wright St.		4	0	
																		233	H	Wright St.		6	5	
																		242	N	South Dakota St.		2	1	
																		255	H	Toledo		5	10	
																		255	H	Toledo		9	1	
																		265	H	Rhode Island		11	6	
LAST 10 GAMES																								
						63	A	Saint Joseph's		0	2	233	H	Wright St.		6	5	255	H	Toledo		5	10	
						63	A	Saint Joseph's		1	3	173	H	Charlotte		3	0	255	H	Toledo		9	1	
						184	A	Temple		2	0	173	H	Charlotte		11	3	265	H	Rhode Island		11	6	
						184	A	Temple		7	12	255	H	Toledo		9	1							
						233	A	Wright St.		4	0	255	H	Toledo		5	10							

Non-Div. I Games:

Dayton

Average RPI Win:	235	WON-LOST	WINNING	LAST 10	STRENGTH OF	OPP. STRENGTH	TEAM	ADJ	CONF.	ADJ CONF.	
Average RPI Loss:	126	RECORD	PCT. RANK	GAMES	SCHEDULE	OF SCHEDULE	RPI	RPI	RPI	RPI	
DIV. I ONLY	21-12-0	.63636	64	7-3-0	231	238	141	.49316	146	23	23
DIV. I NON-CONF.	10-9-0	.52632	126	0-0-0	219	228	175	.47388	178	24	24
<hr/>											
TOTALS	RPI 1-25	RPI 26-50		W-L RECORDS		RPI 51-100		RPI 101-150		RPI 150+	
21-12-0	0-0-0	0-2-0		OVERALL		0-2-0		1-5-0		20-3-0	
11-1-0	0-0-0	0-0-0		HOME		0-0-0		0-0-0		11-1-0	
5-6-0	0-0-0	0-2-0		AWAY		0-0-0		0-2-0		5-2-0	
5-5-0	0-0-0	0-0-0		NEUTRAL		0-2-0		1-3-0		4-0-0	
<hr/>											
10-9-0	0-0-0	0-2-0		NON-CONFERENCE		0-2-0		1-3-0		9-2-0	
5-1-0	0-0-0	0-0-0		HOME		0-0-0		0-0-0		5-1-0	
0-3-0	0-0-0	0-0-		AWAY		0-0-0		0-0-0		0-1-0	
5-5-0	0-0-0	0-0-0		NEUTRAL		0-2-0		1-3-0		4-0-0	
<hr/>											
11-3-0	0-0-0	0-0-0		CONFERENCE		0-0-0		0-2-0		11-1-0	
6-0-0	0-0-0	0-0-0		HOME		0-0-0		0-0-0		6-0-0	
5-3-0	0-0-0	0-0-0		AWAY		0-0-0		0-2-0		5-1-0	
0-0-0	0-0-0	0-0-0		NEUTRAL		0-0-0		0-0-0		0-0-0	
<hr/>											
RPI S	Opponent	Score	RPI S	Opponent	Score	RPI S	Opponent	Score	RPI S	Opponent	Score
			31 A	Hofstra	6 12	61 N	Georgia St.	1 3	103 A	Monmouth	0 1
			31 A	Hofstra	0 9	95 N	Eastern Ky.	1 6	103 A	Monmouth	2 5
									119 N	Stephen F. Austin	8 4
									123 N	Connecticut	2 10
									123 N	Connecticut	6 8
									139 N	Ill.-Chicago	2 3
									164 N	Loyola Marymount	4 0
									209 H	Bryant	8 0
									209 H	Bryant	8 1
									212 A	LIU Brooklyn	5 0
									212 A	LIU Brooklyn	9 1
									225 H	Hartford	6 2
									225 H	Hartford	4 6
									231 A	Hampton	2 4
									234 N	Canisius	6 1
									235 H	Saint Francis (PA)	8 5
									235 H	Saint Francis (PA)	12 11
									240 H	Sacred Heart	4 0
									240 H	Sacred Heart	5 0
									249 A	Mt. St. Mary's	3 5
									249 A	Mt. St. Mary's	11 2
			LAST 10 GAMES						258 H	Holy Cross	2 0
			103 A	Monmouth	0 1	235 H	Saint Francis (PA)	12 11	258 H	Holy Cross	8 0
			103 A	Monmouth	2 5	240 H	Sacred Heart	5 0	264 H	Yale	8 1
			249 A	Mt. St. Mary's	3 5	240 H	Sacred Heart	4 0	264 H	Yale	3 1
			249 A	Mt. St. Mary's	11 2	209 H	Bryant	8 1	272 A	Wagner	8 0
			235 H	Saint Francis (PA)	8 5	209 H	Bryant	8 0	272 A	Wagner	13 1

Non-Div. I Games:

Central Conn. St.

RPI	S	Opponent	Score	
275	N	Siena	9	4
283	N	UMES	11	2

Central Conn. St.
.
S
t
.

C
e
n
t
r
a
l
C
o
n
n
.
S
t
.

Average RPI Win:		193	WON-LOST RECORD		WINNING PCT. RANK	LAST 10 GAMES	STRENGTH OF SCHEDULE		OPP. STRENGTH OF SCHEDULE	TEAM RPI	ADJ RPI	CONF. RPI	ADJ CONF. RPI		
Average RPI Loss:		126	24-16-0		.6	84	6-4-0		223	197	142	.49233	147	15	14
DIV. I ONLY			15-7-0		.68182	54	4-0-0		249	220	125	.5014	136	15	15
DIV. I NON-CONF.															
TOTALS		RPI 1-25	RPI 26-50		W-L RECORDS		RPI 51-100		RPI 101-150		RPI 150+				
24-16-0		0-2-0	0-0-0		OVERALL		5-5-0		3-3-0		16-6-0				
14-7-0		0-0-0	0-0-0		HOME		3-2-0		1-0-0		10-5-0				
8-7-0		0-2-0	0-0-0		AWAY		1-2-0		1-2-0		6-1-0				
2-2-0		0-0-0	0-0-0		NEUTRAL		1-1-0		1-1-0		0-0-0				
15-7-0		0-2-0	0-0-0		NON-CONFERENCE		2-2-0		2-1-0		11-2-0				
9-3-0		0-0-0	0-0-0		HOME		1-1-0		1-0-0		7-2-0				
4-2-0		0-2-0	0-0-		AWAY		0-0-0		0-0-0		4-0-0				
2-2-0		0-0-0	0-0-0		NEUTRAL		1-1-0		1-1-0		0-0-0				
9-9-0		0-0-0	0-0-0		CONFERENCE		3-3-0		1-2-0		5-4-0				
5-4-0		0-0-0	0-0-0		HOME		2-1-0		0-0-0		3-3-0				
4-5-0		0-0-0	0-0-0		AWAY		1-2-0		1-2-0		2-1-0				
0-0-0		0-0-0	0-0-0		NEUTRAL		0-0-0		0-0-0		0-0-0				
RPI S	Opponent	Score		RPI S	Opponent	Score		RPI S	Opponent	Score		RPI S	Opponent	Score	
9 A	LSU	1	5					74 H	UT Martin	2	0	129 A	Lamar	6	7
12 A	Texas A&M	0	8					75 H	Delaware	2	4	129 A	Lamar	4	5
								76 N	Purdue	3	1	129 A	Lamar	13	5
								76 N	Purdue	0	6	134 N	UTSA	3	2
								85 A	McNeese St.	3	5	134 N	UTSA	0	4
								85 A	McNeese St.	5	3	142 H	South Dakota	7	6
								85 A	McNeese St.	2	4	151 H	Saint Louis	2	0
								90 H	Sam Houston St.	2	4	160 H	Nicholls St.	2	3
								90 H	Sam Houston St.	3	1	160 H	Nicholls St.	7	6
								90 H	Sam Houston St.	4	2	160 H	Nicholls St.	6	7
												204 A	Houston Baptist	14	2
												204 A	Houston Baptist	2	10
												204 A	Houston Baptist	4	3
												210 H	Jackson St.	1	2
												210 H	Jackson St.	10	2
												218 H	A&M-Corpus Christi	0	6
												218 H	A&M-Corpus Christi	5	0
												218 H	A&M-Corpus Christi	10	2
												242 H	South Dakota St.	7	2
												243 A	Texas Southern	2	1
												245 H	UTEP	3	4
												270 A	Ark.-Pine Bluff	11	3
												270 A	Ark.-Pine Bluff	10	4
												280 H	Alcorn	10	1
												280 H	Alcorn	10	0
												282 A	Southern U.	14	2
												282 H	Southern U.	4	0

Non-Div. I Games: Centenary (LA) 15 1 LSU-Alexandria 3 2

Southeastern La.

RPI	S	Opponent	Score
286	H	UMBC	13 5

Average RPI Win:		176	WON-LOST RECORD		WINNING PCT. RANK	LAST 10 GAMES	STRENGTH OF SCHEDULE		OPP. STRENGTH OF SCHEDULE	TEAM RPI	ADJ RPI	CONF. RPI	ADJ CONF. RPI
Average RPI Loss:		107											
DIV. I ONLY		21-19-0			.525 124	6-4-0	186		189	150	.48821 149	16	16
DIV. I NON-CONF.		15-13-0			.53571 119	2-0-0	233		215	174	.4767 173	16	16
TOTALS		RPI 1-25	RPI 26-50		W-L RECORDS		RPI 51-100		RPI 101-150		RPI 150+		
21-19-0		0-2-0	0-0-0		OVERALL		6-9-0		3-2-0		12-6-0		
6-3-0		0-0-0	0-0-0		HOME		2-2-0		3-1-0		1-0-0		
8-10-0		0-2-0	0-0-0		AWAY		4-3-0		0-1-0		4-4-0		
7-6-0		0-0-0	0-0-0		NEUTRAL		0-4-0		0-0-0		7-2-0		
15-13-0		0-2-0	0-0-0		NON-CONFERENCE		4-5-0		0-2-0		11-4-0		
2-1-0		0-0-0	0-0-0		HOME		1-0-0		0-1-0		1-0-0		
6-6-0		0-2-0	0-0-		AWAY		3-1-0		0-1-0		3-2-0		
7-6-0		0-0-0	0-0-0		NEUTRAL		0-4-0		0-0-0		7-2-0		
6-6-0		0-0-0	0-0-0		CONFERENCE		2-4-0		3-0-0		1-2-0		
4-2-0		0-0-0	0-0-0		HOME		1-2-0		3-0-0		0-0-0		
2-4-0		0-0-0	0-0-0		AWAY		1-2-0		0-0-0		1-2-0		
0-0-0		0-0-0	0-0-0		NEUTRAL		0-0-0		0-0-0		0-0-0		
RPI S	Opponent	Score	RPI S	Opponent	Score	RPI S	Opponent	Score	RPI S	Opponent	Score		
21 A	La.-Lafayette	1 4				67 H	San Jose St.	6 5	119 A	Stephen F. Austin	0 1		
21 A	La.-Lafayette	1 9				67 H	San Jose St.	0 12	119 H	Stephen F. Austin	0 2		
						67 H	San Jose St.	2 4	141 H	Texas-Arlington	9 3		
						70 A	New Mexico St.	8 4	141 H	Texas-Arlington	4 1		
						70 A	New Mexico St.	3 11	141 H	Texas-Arlington	4 1		
						70 A	New Mexico St.	7 9	156 N	Jacksonville St.	1 11		
						74 N	UT Martin	2 7	160 H	Nicholls St.	6 5		
						75 N	Delaware	3 4	160 N	Nicholls St.	3 0		
						85 A	McNeese St.	2 0	161 N	La.-Monroe	11 2		
						86 A	Northwestern St.	0 6	161 N	La.-Monroe	10 9		
						86 A	Northwestern St.	4 3	176 A	Southern Miss.	3 5		
						86 A	Northwestern St.	5 0	176 A	Southern Miss.	3 4		
						86 H	Northwestern St.	8 0	178 A	Texas St.	7 6		
						86 N	Northwestern St.	3 11	178 A	Texas St.	3 7		
						86 N	Northwestern St.	4 6	178 A	Texas St.	3 8		
									204 N	Houston Baptist	4 5		
									280 N	Alcorn	10 0		
									280 N	Alcorn	8 0		
									280 N	Alcorn	8 2		
									282 A	Southern U.	10 2		
									282 A	Southern U.	13 4		
									282 A	Southern U.	11 6		
									282 N	Southern U.	11 2		
LAST 10 GAMES						67 H	San Jose St.	2 4	178 A	Texas St.	7 6		
						67 H	San Jose St.	6 5	178 A	Texas St.	3 7		
						67 H	San Jose St.	0 12	160 H	Nicholls St.	6 5		
						86 A	Northwestern St.	5 0	141 H	Texas-Arlington	9 3		
						178 A	Texas St.	3 8	141 H	Texas-Arlington	4 1		

Non-Div. I Games:

Louisiana Tech

Average RPI Win:		163	WON-LOST RECORD		WINNING PCT. RANK	LAST 10 GAMES		STRENGTH OF SCHEDULE		OPP. STRENGTH OF SCHEDULE	TEAM RPI	ADJ RPI	CONF. RPI	ADJ CONF. RPI			
Average RPI Loss:		91	17-25-0		.40476	197	3-7-0	115		93	154	.48796	150	9	7		
DIV. I ONLY			14-18-0		.4375	174	0-0-0	147		125	162	.48845	152	8	8		
DIV. I NON-CONF.																	
TOTALS		RPI 1-25		RPI 26-50		W-L RECORDS		RPI 51-100		RPI 101-150		RPI 150+					
17-25-0		1-8-0		1-1-0		OVERALL		1-4-0		3-6-0		11-6-0					
8-7-0		1-3-0		0-0-0		HOME		0-0-0		2-1-0		5-3-0					
2-10-0		0-3-0		0-0-0		AWAY		0-3-0		1-4-0		1-0-0					
7-8-0		0-2-0		1-1-0		NEUTRAL		1-1-0		0-1-0		5-3-0					
14-18-0		1-5-0		1-1-0		NON-CONFERENCE		1-3-0		0-3-0		11-6-0					
6-3-0		1-0-0		0-0-0		HOME		0-0-0		0-0-0		5-3-0					
1-7-0		0-3-0		0-0-		AWAY		0-2-0		0-2-0		1-0-0					
7-8-0		0-2-0		1-1-0		NEUTRAL		1-1-0		0-1-0		5-3-0					
3-7-0		0-3-0		0-0-0		CONFERENCE		0-1-0		3-3-0		0-0-0					
2-4-0		0-3-0		0-0-0		HOME		0-0-0		2-1-0		0-0-0					
1-3-0		0-0-0		0-0-0		AWAY		0-1-0		1-2-0		0-0-0					
0-0-0		0-0-0		0-0-0		NEUTRAL		0-0-0		0-0-0		0-0-0					
RPI	S	Opponent		Score		RPI	S	Opponent		Score		RPI	S	Opponent		Score	
2	N	Florida		0	7	44	N	DePaul		1	7	67	A	San Jose St.		0	5
6	A	Arizona St.		1	6	44	N	DePaul		4	2	67	N	San Jose St.		5	6
14	N	California		2	7							70	N	New Mexico St.		4	3
16	A	Stanford		0	9							72	A	Long Beach St.		0	1
16	A	Stanford		0	8							100	A	UNLV		2	4
19	H	UCLA		3	2												
20	H	Hawaii		3	5												
20	H	Hawaii		4	5												
20	H	Hawaii		3	9												

Non-Div. I Games:

Cal St. Northridge

St. Mary's (CA)

Average RPI Win: 185		WON-LOST	WINNING	LAST 10	STRENGTH OF		OPP. STRENGTH	TEAM	ADJ	CONF.	ADJ CONF.
Average RPI Loss: 86		RECORD	PCT. RANK	GAMES	SCHEDULE		OF SCHEDULE	RPI	RPI	RPI	RPI
DIV. I ONLY		15-21-0	.41667	186	8-2-0		149	52	155	.48547	153
DIV. I NON-CONF.		7-20-0	.25926	249	0-1-0		43	14	163	.48619	158
TOTALS		RPI 1-25	RPI 26-50		W-L RECORDS		RPI 51-100		RPI 101-150		RPI 150+
15-21-0		1-8-0	0-2-0		OVERALL		1-2-0		3-5-0		10-4-0
5-1-0		0-0-0	0-0-0		HOME		0-0-0		0-0-0		5-1-0
3-11-0		0-6-0	0-2-0		AWAY		0-1-0		0-2-0		3-0-0
7-9-0		1-2-0	0-0-0		NEUTRAL		1-1-0		3-3-0		2-3-0
7-20-0		1-8-0	0-2-0		NON-CONFERENCE		1-2-0		3-5-0		2-3-0
0-0-0		0-0-0	0-0-0		HOME		0-0-0		0-0-0		0-0-0
0-11-0		0-6-0	0-0-		AWAY		0-1-0		0-2-0		0-0-0
7-9-0		1-2-0	0-0-0		NEUTRAL		1-1-0		3-3-0		2-3-0
8-1-0		0-0-0	0-0-0		CONFERENCE		0-0-0		0-0-0		8-1-0
5-1-0		0-0-0	0-0-0		HOME		0-0-0		0-0-0		5-1-0
3-0-0		0-0-0	0-0-0		AWAY		0-0-0		0-0-0		3-0-0
0-0-0		0-0-0	0-0-0		NEUTRAL		0-0-0		0-0-0		0-0-0
RPI S	Opponent	Score	RPI S	Opponent	Score	RPI S	Opponent	Score	RPI S	Opponent	Score
6 A	Arizona St.	2 19	29 A	Arizona	1 8	56 N	Cal St. Fullerton	3 2	101 N	Nevada	1 9
6 A	Arizona St.	3 4	29 A	Arizona	3 12	67 N	San Jose St.	2 12	115 N	Bradley	0 6
6 A	Arizona St.	0 9				100 A	UNLV	2 5	118 N	Indiana	0 7
6 A	Arizona St.	5 6							120 N	East Carolina	9 0
7 N	Kentucky	5 3							127 N	BYU	5 3
14 N	California	2 9							148 A	Boise St.	1 2
16 N	Stanford	1 3							148 A	Boise St.	2 6
20 A	Hawaii	3 8							148 N	Boise St.	2 1
20 A	Hawaii	0 7							197 N	Boston U.	3 8
									205 N	UC Riverside	11 3
									205 N	UC Riverside	0 1
									213 H	Northern Colo.	9 1
									213 H	Northern Colo.	5 4
									213 H	Northern Colo.	5 0
									227 H	Southern Utah	4 5
									227 H	Southern Utah	5 0
									227 H	Southern Utah	5 4
									236 N	Utah St.	5 6
									236 N	Utah St.	7 0
									262 A	Weber St.	9 2
									262 A	Weber St.	5 2
									262 A	Weber St.	10 3
			LAST 10 GAMES								
			213 H	Northern Colo.	5 4	262 A	Weber St.	10 3			
			213 H	Northern Colo.	5 0	227 H	Southern Utah	5 4			
			213 H	Northern Colo.	9 1	227 H	Southern Utah	5 0			
			262 A	Weber St.	9 2	227 H	Southern Utah	4 5			
			262 A	Weber St.	5 2	148 A	Boise St.	2 6			

Non-Div. I Games:

Portland St.

Average RPI Win:	162	WON-LOST	WINNING	LAST 10	STRENGTH OF	OPP. STRENGTH	TEAM	ADJ	CONF.	ADJ CONF.	
Average RPI Loss:	99	RECORD	PCT. RANK	GAMES	SCHEDULE	OF SCHEDULE	RPI	RPI	RPI	RPI	
DIV. I ONLY	15-24-0	.38462	208	5-5-0	95	132	153	.48234	155	13	13
DIV. I NON-CONF.	9-16-0	.36	210	1-3-0	87	117	165	.47941	169	13	12
<hr/>											
TOTALS	RPI 1-25	RPI 26-50		W-L RECORDS	RPI 51-100		RPI 101-150		RPI 150+		
15-24-0	0-2-0	0-2-0		OVERALL	1-10-0		6-5-0		8-5-0		
12-9-0	0-0-0	0-0-0		HOME	1-4-0		6-3-0		5-2-0		
3-9-0	0-1-0	0-0-0		AWAY	0-2-0		0-2-0		3-3-0		
0-6-0	0-0-0	0-2-0		NEUTRAL	0-4-0		0-0-0		0-0-0		
<hr/>											
9-16-0	0-2-0	0-2-0		NON-CONFERENCE	0-6-0		4-4-0		5-2-0		
7-3-0	0-0-0	0-0-0		HOME	0-0-0		4-2-0		3-1-0		
2-7-0	0-2-0	0-0-		AWAY	0-2-0		0-2-0		2-1-0		
0-6-0	0-0-0	0-2-0		NEUTRAL	0-4-0		0-0-0		0-0-0		
<hr/>											
6-8-0	0-0-0	0-0-0		CONFERENCE	1-4-0		2-1-0		3-3-0		
5-6-0	0-0-0	0-0-0		HOME	1-4-0		2-1-0		2-1-0		
1-2-0	0-0-0	0-0-0		AWAY	0-0-0		0-0-0		1-2-0		
0-0-0	0-0-0	0-0-0		NEUTRAL	0-0-0		0-0-0		0-0-0		
<hr/>											
RPI S	Opponent	Score	RPI S	Opponent	Score	RPI S	Opponent	Score	RPI S	Opponent	Score
18 A	Missouri	1 3	27 N	Virginia Tech	2 10	55 N	North Florida	2 7	115 H	Bradley	3 11
18 A	Missouri	3 4	27 N	Virginia Tech	2 3	58 N	Neb. Omaha	5 6	115 H	Bradley	6 5
						58 N	Neb. Omaha	2 3	115 H	Bradley	8 3
						58 N	Neb. Omaha	1 9	116 H	Murray St.	3 0
						64 H	Creighton	5 2	116 H	Murray St.	3 6
						64 H	Creighton	0 2	116 H	Murray St.	8 2
						64 H	Creighton	4 6	116 H	Murray St.	3 1
						74 A	UT Martin	4 12	130 H	Bowling Green	3 2
						74 A	UT Martin	7 9	130 H	Bowling Green	6 7
						87 H	Drake	2 3	135 A	Troy	0 5
						87 H	Drake	1 2	135 A	Troy	3 5
									166 H	UNI	3 4
									166 H	UNI	4 3
									166 H	UNI	7 5
									175 A	Wichita St.	3 4
									175 A	Wichita St.	6 10
									175 A	Wichita St.	2 0
									210 A	Jackson St.	5 0
									228 H	Middle Tenn.	7 0
									228 H	Middle Tenn.	2 5
									237 A	Southeast Mo. St.	2 3
									237 A	Southeast Mo. St.	1 0
									237 H	Southeast Mo. St.	8 0
									237 H	Southeast Mo. St.	9 2
<hr/>											
			LAST 10 GAMES								
			115 H	Bradley	3 11	166 H	UNI	4 3			
			115 H	Bradley	6 5	166 H	UNI	3 4			
			115 H	Bradley	8 3	166 H	UNI	7 5			
			228 H	Middle Tenn.	2 5	74 A	UT Martin	7 9			
			228 H	Middle Tenn.	7 0	74 A	UT Martin	4 12			

Non-Div. I Games:

Evansville

RPI	S	Opponent	Score	
279	A	Alabama A&M	7	1
279	H	Alabama A&M	9	1
279	H	Alabama A&M	12	0
282	N	Southern U.	7	0

Jacksonville St.

J
a
c
k
s
o
n
v
i
l
l
e
s
t
.

J
a
c
k
s
o
n
v
i
l
l
e
s
t
.

Average RPI Win: 214		WON-LOST	WINNING	LAST 10	STRENGTH OF		OPP. STRENGTH	TEAM	ADJ	CONF.	ADJ CONF.
Average RPI Loss: 98		RECORD	PCT. RANK	GAMES	SCHEDULE		OF SCHEDULE	RPI	RPI	RPI	RPI
DIV. I ONLY		18-11-0	.62069	74	268		167	157	.48034	156	26
DIV. I NON-CONF.		10-10-0	.5	137	208		65	157	.48709	155	26
TOTALS		RPI 1-25	RPI 26-50		W-L RECORDS		RPI 51-100		RPI 101-150		RPI 150+
18-11-0		0-2-0	0-1-0		OVERALL		2-3-0		1-3-0		15-2-0
6-2-0		0-0-0	0-0-0		HOME		1-1-0		0-0-0		5-1-0
5-3-0		0-1-0	0-0-0		AWAY		0-1-0		0-1-0		5-0-0
7-6-0		0-1-0	0-1-0		NEUTRAL		1-1-0		1-2-0		5-1-0
10-10-0		0-2-0	0-1-0		NON-CONFERENCE		2-3-0		1-3-0		7-1-0
1-1-0		0-0-0	0-0-0		HOME		1-1-0		0-0-0		0-0-0
2-3-0		0-1-0	0-0-		AWAY		0-1-0		0-1-0		2-0-0
7-6-0		0-1-0	0-1-0		NEUTRAL		1-1-0		1-2-0		5-1-0
8-1-0		0-0-0	0-0-0		CONFERENCE		0-0-0		0-0-0		8-1-0
5-1-0		0-0-0	0-0-0		HOME		0-0-0		0-0-0		5-1-0
3-0-0		0-0-0	0-0-0		AWAY		0-0-0		0-0-0		3-0-0
0-0-0		0-0-0	0-0-0		NEUTRAL		0-0-0		0-0-0		0-0-0
RPI S	Opponent	Score	RPI S	Opponent	Score	RPI S	Opponent	Score	RPI S	Opponent	Score
6 A	Arizona St.	1 9	35 N	North Carolina	4 7	71 A	FIU	3 4	110 A	Maryland	9 10
24 N	Baylor	1 6				73 H	Syracuse	8 0	120 N	East Carolina	2 3
						73 H	Syracuse	10 14	123 N	Connecticut	5 6
						94 N	Kent St.	8 0	123 N	Connecticut	5 1
						98 N	Fordham	10 13	172 A	Radford	5 4
									172 A	Radford	16 6
									172 N	Radford	4 3
									196 N	St. John's (NY)	6 3
									197 H	Boston U.	4 3
									197 H	Boston U.	2 3
									197 H	Boston U.	8 0
									226 N	Morehead St.	1 2
									251 N	North Dakota	8 5
									268 H	Maine	11 2
									268 H	Maine	5 0
									268 H	Maine	8 0
									273 N	Detroit	7 0
									273 N	Detroit	9 3
									286 A	UMBC	5 0
									286 A	UMBC	14 1
									286 A	UMBC	3 2
			LAST 10 GAMES								
			268 H	Maine	8 0	286 A	UMBC	14 1			
			268 H	Maine	11 2	73 H	Syracuse	10 14			
			268 H	Maine	5 0	73 H	Syracuse	8 0			
			286 A	UMBC	5 0	197 H	Boston U.	8 0			
			286 A	UMBC	3 2	197 H	Boston U.	4 3			

Non-Div. I Games:

Binghamton

UMKC

Average RPI Win: 197		WON-LOST	WINNING	LAST 10	STRENGTH OF	OPP. STRENGTH	TEAM	ADJ	CONF.	ADJ CONF.					
Average RPI Loss: 82		RECORD	PCT. RANK	GAMES	SCHEDULE	OF SCHEDULE	RPI	RPI	RPI	RPI					
DIV. I ONLY		14-17-0	.45161	169	5-5-0	170	131	158	.47964	159	18	19			
DIV. I NON-CONF.		11-14-0	.44	172	2-2-0	225	116	198	.46253	192	19	20			
<hr/>															
TOTALS		RPI 1-25		RPI 26-50		W-L RECORDS		RPI 51-100		RPI 101-150		RPI 150+			
14-17-0		0-0-0		0-2-0		OVERALL		1-10-0		0-3-0		13-2-0			
4-3-0		0-0-0		0-0-0		HOME		1-2-0		0-0-0		3-1-0			
4-7-0		0-0-0		0-2-0		AWAY		0-4-0		0-0-0		4-1-0			
6-7-0		0-0-0		0-0-0		NEUTRAL		0-4-0		0-3-0		6-0-0			
11-14-0		0-0-0		0-2-0		NON-CONFERENCE		0-8-0		0-3-0		11-1-0			
1-0-0		0-0-0		0-0-0		HOME		0-0-0		0-0-0		1-0-0			
4-7-0		0-0-0		0-0-		AWAY		0-4-0		0-0-0		4-1-0			
6-7-0		0-0-0		0-0-0		NEUTRAL		0-4-0		0-3-0		6-0-0			
3-3-0		0-0-0		0-0-0		CONFERENCE		1-2-0		0-0-0		2-1-0			
3-3-0		0-0-0		0-0-0		HOME		1-2-0		0-0-0		2-1-0			
0-0-0		0-0-0		0-0-0		AWAY		0-0-0		0-0-0		0-0-0			
0-0-0		0-0-0		0-0-0		NEUTRAL		0-0-0		0-0-0		0-0-0			
RPI	S	Opponent	Score	RPI	S	Opponent	Score	RPI	S	Opponent	Score				
				32	A	Arkansas	1 9	51	A	Texas Tech	0 8	128	N	Penn St.	2 10
				38	A	USC Upstate	1 7	51	A	Texas Tech	8 16	135	N	Troy	11 16
								51	A	Texas Tech	1 9	141	N	Texas-Arlington	1 9
								51	N	Texas Tech	3 11	151	A	Saint Louis	1 3
								51	N	Texas Tech	2 14	160	N	Nicholls St.	16 3
								57	N	SIU Edwardsville	2 4	170	H	Western Ill.	1 2
								58	H	Neb. Omaha	3 0	170	H	Western Ill.	9 0
								58	H	Neb. Omaha	1 2	170	H	Western Ill.	7 5
								58	H	Neb. Omaha	1 2	175	A	Wichita St.	4 2
								70	A	New Mexico St.	1 10	175	A	Wichita St.	7 0
								99	N	Colorado St.	16 17	186	A	Missouri St.	7 2
												186	A	Missouri St.	2 1
												201	N	Belmont	4 3
												220	N	Western Caro.	6 2
												229	N	Indiana St.	5 3
												268	H	Maine	9 3
												273	N	Detroit	6 1
												281	N	N.C. Central	8 0
<hr/>															
LAST 10 GAMES															
				170	H	Western Ill.	9 0	58	H	Neb. Omaha	1 2				
				170	H	Western Ill.	1 2	151	A	Saint Louis	1 3				
				170	H	Western Ill.	7 5	32	A	Arkansas	1 9				
				58	H	Neb. Omaha	3 0	186	A	Missouri St.	2 1				
				58	H	Neb. Omaha	1 2	186	A	Missouri St.	7 2				

Non-Div. I Games:

UMKC

Average RPI Win: 187		WON-LOST	WINNING	LAST 10	STRENGTH OF		OPP. STRENGTH	TEAM	ADJ	CONF.	ADJ CONF.
Average RPI Loss: 106		RECORD	PCT. RANK	GAMES	SCHEDULE		OF SCHEDULE	RPI	RPI	RPI	RPI
DIV. I ONLY		19-21-0	.475	148	6-4-0		193	129	160	.47894	160
DIV. I NON-CONF.		10-13-0	.43478	178	1-1-0		251	136	213	.45022	208
TOTALS		RPI 1-25	RPI 26-50		W-L RECORDS		RPI 51-100		RPI 101-150		RPI 150+
19-21-0		0-4-0	0-1-0		OVERALL		3-3-0		5-8-0		11-5-0
8-6-0		0-1-0	0-0-0		HOME		1-1-0		3-3-0		4-1-0
5-9-0		0-3-0	0-1-0		AWAY		1-2-0		2-2-0		2-1-0
6-6-0		0-0-0	0-0-0		NEUTRAL		1-0-0		0-3-0		5-3-0
10-13-0		0-4-0	0-1-0		NON-CONFERENCE		1-0-0		0-4-0		9-4-0
2-1-0		0-1-0	0-0-0		HOME		0-0-0		0-0-0		2-0-0
2-6-0		0-3-0	0-0-0		AWAY		0-0-0		0-1-0		2-1-0
6-6-0		0-0-0	0-0-0		NEUTRAL		1-0-0		0-3-0		5-3-0
9-8-0		0-0-0	0-0-0		CONFERENCE		2-3-0		5-4-0		2-1-0
6-5-0		0-0-0	0-0-0		HOME		1-1-0		3-3-0		2-1-0
3-3-0		0-0-0	0-0-0		AWAY		1-2-0		2-1-0		0-0-0
0-0-0		0-0-0	0-0-0		NEUTRAL		0-0-0		0-0-0		0-0-0
RPI S	Opponent	Score		RPI S	Opponent	Score		RPI S	Opponent	Score	
9 A	LSU	0	1	30 A	UAB	1	4	78 H	Central Ark.	5	3
9 A	LSU	0	8					78 H	Central Ark.	0	1
17 A	South Ala.	0	8					81 N	North Dakota St.	2	1
17 H	South Ala.	1	7					86 A	Northwestern St.	2	5
								86 A	Northwestern St.	3	4
								86 A	Northwestern St.	6	4
								105 N	Virginia	3	4
								116 N	Murray St.	2	3
								119 H	Stephen F. Austin	2	1
								119 H	Stephen F. Austin	1	2
								119 H	Stephen F. Austin	4	2
								129 H	Lamar	3	4
								129 H	Lamar	9	3
								129 H	Lamar	3	7
								147 A	Southeastern La.	3	2
								147 A	Southeastern La.	7	6
								147 A	Southeastern La.	6	7
								149 A	Louisiana Tech	5	6
								149 N	Louisiana Tech	0	3
								151 N	Saint Louis	0	5
								156 N	Jacksonville St.	4	2
								159 N	UMKC	3	16
								163 N	Memphis	2	3
								167 A	Samford	1	9
								201 N	Belmont	3	2
								204 H	Houston Baptist	0	8
								204 H	Houston Baptist	3	1
								204 H	Houston Baptist	7	6
								229 N	Indiana St.	3	0
								237 N	Southeast Mo. St.	8	7
								280 H	Alcorn	10	8
								282 A	Southern U.	9	3
								282 H	Southern U.	11	0

Non-Div. I Games:

Nicholls St.

RPI	S	Opponent	Score	
282	N	Southern U.	10	1
285	A	Grambling	14	3

Nicholls St.

N
i
c
h
o
l
l
s
s
t
.

N
i
c
h
o
l
l
s
s
t
.

Average RPI Win:		176	WON-LOST RECORD		WINNING PCT. RANK	LAST 10 GAMES	STRENGTH OF SCHEDULE		OPP. STRENGTH OF SCHEDULE	TEAM RPI	ADJ RPI	CONF. RPI	ADJ CONF. RPI
Average RPI Loss:		91											
DIV. I ONLY		17-23-0			.425 181	4-6-0	166		85	166	.47882 161	6	6
DIV. I NON-CONF.		14-12-0			.53846 114	1-0-0	153		126	117	.51087 118	6	6
TOTALS		RPI 1-25	RPI 26-50		W-L RECORDS		RPI 51-100		RPI 101-150		RPI 150+		
17-23-0		0-2-0	1-4-0		OVERALL		1-6-0		5-10-0		10-1-0		
8-4-0		0-0-0	0-0-0		HOME		0-3-0		2-1-0		6-0-0		
2-11-0		0-0-0	1-4-0		AWAY		0-2-0		1-5-0		0-0-0		
7-8-0		0-2-0	0-0-0		NEUTRAL		1-1-0		2-4-0		4-1-0		
14-12-0		0-2-0	1-1-0		NON-CONFERENCE		1-3-0		4-5-0		8-1-0		
6-1-0		0-0-0	0-0-0		HOME		0-0-0		2-1-0		4-0-0		
1-3-0		0-0-0	1-0-		AWAY		0-2-0		0-0-0		0-0-0		
7-8-0		0-2-0	0-0-0		NEUTRAL		1-1-0		2-4-0		4-1-0		
3-11-0		0-0-0	0-3-0		CONFERENCE		0-3-0		1-5-0		2-0-0		
2-3-0		0-0-0	0-0-0		HOME		0-3-0		0-0-0		2-0-0		
1-8-0		0-0-0	0-3-0		AWAY		0-0-0		1-5-0		0-0-0		
0-0-0		0-0-0	0-0-0		NEUTRAL		0-0-0		0-0-0		0-0-0		
RPI S	Opponent	Score	RPI S	Opponent	Score	RPI S	Opponent	Score	RPI S	Opponent	Score		
4 N	Oregon	0 4	32 A	Arkansas	7 6	54 N	Kansas	0 6	111 H	UC Santa Barbara	1 6		
19 N	UCLA	1 9	32 A	Arkansas	3 14	71 H	FIU	2 5	116 N	Murray St.	2 10		
			34 A	Western Ky.	0 16	71 H	FIU	2 7	116 N	Murray St.	1 4		
			34 A	Western Ky.	3 8	71 H	FIU	3 11	127 N	BYU	6 5		
			34 A	Western Ky.	3 11	85 A	McNeese St.	0 1	129 H	Lamar	6 3		
						86 A	Northwestern St.	2 4	129 H	Lamar	5 1		
						93 N	Michigan St.	6 1	135 A	Troy	0 12		
									135 A	Troy	7 4		
									135 A	Troy	6 8		
									136 A	Fla. Atlantic	5 6		
									136 A	Fla. Atlantic	0 3		
									136 A	Fla. Atlantic	0 8		
									143 N	Stony Brook	1 0		
									149 N	Louisiana Tech	2 11		
									149 N	Louisiana Tech	9 10		
									151 N	Saint Louis	2 1		
									163 H	Memphis	1 0		
									168 N	Ohio	6 15		
									175 H	Wichita St.	3 1		
									219 N	Seattle	1 0		
									228 H	Middle Tenn.	7 6		
									228 H	Middle Tenn.	2 1		
									232 N	Florida A&M	8 6		
									237 H	Southeast Mo. St.	5 1		
									280 N	Alcorn	8 0		
									285 H	Grambling	8 0		
			LAST 10 GAMES										
			34 A	Western Ky.	3 8	71 H	FIU	2 5					
			34 A	Western Ky.	0 16	71 H	FIU	2 7					
			34 A	Western Ky.	3 11	228 H	Middle Tenn.	2 1					
			163 H	Memphis	1 0	228 H	Middle Tenn.	7 6					
			71 H	FIU	3 11	135 A	Troy	7 4					

Non-Div. I Games:

La.-Monroe

Average RPI Win:		179	WON-LOST RECORD		WINNING PCT. RANK	LAST 10 GAMES		STRENGTH OF SCHEDULE		OPP. STRENGTH OF SCHEDULE	TEAM RPI	ADJ RPI	CONF. RPI	ADJ CONF. RPI			
Average RPI Loss:		88															
DIV. I ONLY			12-17-0		.41379	190	9-1-0		158		88	169	.47795	162	22	22	
DIV. I NON-CONF.			4-15-0		.21053	263	2-0-0		96		32	220	.44965	210	22	22	
TOTALS		RPI 1-25		RPI 26-50		W-L RECORDS		RPI 51-100		RPI 101-150		RPI 150+					
12-17-0		0-1-0		1-3-0		OVERALL		2-7-0		1-5-0		8-1-0					
6-1-0		0-0-0		0-0-0		HOME		1-1-0		0-0-0		5-0-0					
4-3-0		0-0-0		0-1-0		AWAY		0-0-0		1-2-0		3-0-0					
2-13-0		0-1-0		1-2-0		NEUTRAL		1-6-0		0-3-0		0-1-0					
4-15-0		0-1-0		1-3-0		NON-CONFERENCE		1-6-0		0-4-0		2-1-0					
1-0-0		0-0-0		0-0-0		HOME		0-0-0		0-0-0		1-0-0					
1-2-0		0-0-0		0-0-		AWAY		0-0-0		0-1-0		1-0-0					
2-13-0		0-1-0		1-2-0		NEUTRAL		1-6-0		0-3-0		0-1-0					
8-2-0		0-0-0		0-0-0		CONFERENCE		1-1-0		1-1-0		6-0-0					
5-1-0		0-0-0		0-0-0		HOME		1-1-0		0-0-0		4-0-0					
3-1-0		0-0-0		0-0-0		AWAY		0-0-0		1-1-0		2-0-0					
0-0-0		0-0-0		0-0-0		NEUTRAL		0-0-0		0-0-0		0-0-0					
RPI	S	Opponent		Score		RPI	S	Opponent		Score		RPI	S	Opponent		Score	
10	N	Michigan		2	13	41	N	Illinois St.		4	3	62	N	Pacific		0	9
						42	A	South Fla.		1	12	67	N	San Jose St.		5	8
						46	N	Northwestern		0	8	68	N	UCF		2	8
						47	N	South Carolina		4	13	72	N	Long Beach St.		1	9
												96	N	Southern Ill.		4	3
												98	H	Fordham		11	17
												98	H	Fordham		9	5
												99	N	Colorado St.		0	2
												100	N	UNLV		0	5

Non-Div. I Games:

Massachusetts

M
e
m
p
h
i
s

Memphis

Loyola Marymount

Average RPI Win:	196	WON-LOST RECORD	WINNING PCT. RANK	LAST 10 GAMES	STRENGTH OF SCHEDULE	OPP. STRENGTH OF SCHEDULE	TEAM RPI	ADJ RPI	CONF. RPI	ADJ CONF. RPI		
DIV. I ONLY		12-23-1	.34722	223	3-7-0	74	188	162	.4763	165	10	10
DIV. I NON-CONF.		9-14-1	.39583	197	1-1-0	163	239	201	.45857	196	9	9
<hr/>												
TOTALS	RPI 1-25	RPI 26-50		W-L RECORDS		RPI 51-100		RPI 101-150		RPI 150+		
12-23-1	0-2-0	0-6-0		OVERALL		0-4-0		4-6-0		8-5-1		
1-7-1	0-2-0	0-3-0		HOME		0-0-0		0-1-0		1-1-1		
5-5-0	0-0-0	0-3-0		AWAY		0-0-0		2-2-0		3-0-0		
6-11-0	0-0-0	0-0-0		NEUTRAL		0-4-0		2-3-0		4-4-0		
9-14-1	0-0-0	0-0-0		NON-CONFERENCE		0-4-0		1-5-0		8-5-1		
1-2-1	0-0-0	0-0-0		HOME		0-0-0		0-1-0		1-1-1		
3-1-0	0-0-0	0-0-		AWAY		0-0-0		0-1-0		3-0-0		
5-11-0	0-0-0	0-0-0		NEUTRAL		0-4-0		1-3-0		4-4-0		
3-9-0	0-2-0	0-6-0		CONFERENCE		0-0-0		3-1-0		0-0-0		
0-5-0	0-2-0	0-3-0		HOME		0-0-0		0-0-0		0-0-0		
2-4-0	0-0-0	0-3-0		AWAY		0-0-0		2-1-0		0-0-0		
1-0-0	0-0-0	0-0-0		NEUTRAL		0-0-0		1-0-0		0-0-0		
RPI	S	Opponent	Score	RPI	S	Opponent	Score	RPI	S	Opponent	Score	
13	H	Louisville	2 16	42	A	South Fla.	0 10	52	N	FGCU	2 10	
13	H	Louisville	6 17	42	A	South Fla.	0 8	55	N	North Florida	1 2	
				42	A	South Fla.	0 5	57	N	SIU Edwardsville	0 7	
				44	H	DePaul	3 5	63	N	Saint Joseph's	1 6	
				44	H	DePaul	6 13					
				44	H	DePaul	8 13					

Non-Div. I Games:

Providence

U
N
I

Tie, Loss, Non-Conf,S Site, H Home, A Away, N Neutral Page 204

Average RPI Win: 177		WON-LOST	WINNING	LAST 10	STRENGTH OF		OPP. STRENGTH	TEAM	ADJ	CONF.	ADJ CONF.						
Average RPI Loss: 89		RECORD	PCT. RANK	GAMES	SCHEDULE		OF SCHEDULE	RPI	RPI	RPI	RPI						
DIV. I ONLY		11-27-0	.28947	249	1-9-0		59	113	170	.47456	167	14	15				
DIV. I NON-CONF.		8-15-0	.34783	217	0-4-0		46	63	137	.49877	139	14	14				
<hr/>																	
TOTALS		RPI 1-25		RPI 26-50		W-L RECORDS		RPI 51-100		RPI 101-150		RPI 150+					
11-27-0		0-5-0		0-3-0		OVERALL		2-8-0		2-6-0		7-5-0					
3-6-0		0-1-0		0-0-0		HOME		0-0-0		1-2-0		2-3-0					
2-18-0		0-3-0		0-3-0		AWAY		1-8-0		0-3-0		1-1-0					
6-3-0		0-1-0		0-0-0		NEUTRAL		1-0-0		1-1-0		4-1-0					
8-15-0		0-5-0		0-3-0		NON-CONFERENCE		1-3-0		1-1-0		6-3-0					
1-2-0		0-1-0		0-0-0		HOME		0-0-0		0-0-0		1-1-0					
1-10-0		0-3-0		0-0-		AWAY		0-3-0		0-0-0		1-1-0					
6-3-0		0-1-0		0-0-0		NEUTRAL		1-0-0		1-1-0		4-1-0					
3-12-0		0-0-0		0-0-0		CONFERENCE		1-5-0		1-5-0		1-2-0					
2-4-0		0-0-0		0-0-0		HOME		0-0-0		1-2-0		1-2-0					
1-8-0		0-0-0		0-0-0		AWAY		1-5-0		0-3-0		0-0-0					
0-0-0		0-0-0		0-0-0		NEUTRAL		0-0-0		0-0-0		0-0-0					
RPI	S	Opponent		Score		RPI	S	Opponent		Score		RPI	S	Opponent		Score	
5	A	Alabama		0	11	34	A	Western Ky.		0	10	53	A	Kennesaw St.		2	3
9	A	LSU		0	4	34	A	Western Ky.		0	8	65	A	Auburn		1	2
9	A	LSU		0	8	42	A	South Fla.		0	3	69	A	Ole Miss		0	3
10	N	Michigan		0	4							80	A	Ga. Southern		0	6
17	H	South Ala.		0	4							80	A	Ga. Southern		2	4
												80	A	Ga. Southern		0	1
												89	N	Marshall		2	1
												92	A	UNC Greensboro		5	0
												92	A	UNC Greensboro		0	4
												92	A	UNC Greensboro		1	9
														104 A Appalachian St.		6	7
														104 A Appalachian St.		2	3
														104 A Appalachian St.		1	9
														122 H Col. of Charleston		2	3
														122 H Col. of Charleston		3	1
														122 H Col. of Charleston		2	4
														136 N Fla. Atlantic		7	1
														138 N Winthrop		0	1
														156 H Jacksonville St.		6	7
														160 H Nicholls St.		9	1
														163 A Memphis		1	3
														175 N Wichita St.		1	4
														192 N George Washington		12	4
														201 N Belmont		5	4
														220 H Western Caro.		5	1
														220 H Western Caro.		2	6
														220 H Western Caro.		0	1
														233 N Wright St.		4	2
														237 N Southeast Mo. St.		2	1
														263 A Alabama St.		3	0
<hr/>																	
LAST 10 GAMES																	
80	A	Ga. Southern		0	1	122	H	Col. of Charleston		3	1						
80	A	Ga. Southern		0	6	122	H	Col. of Charleston		2	3						
80	A	Ga. Southern		2	4	122	H	Col. of Charleston		2	4						
34	A	Western Ky.		0	8	9	A	LSU		0	4						
34	A	Western Ky.		0	10	9	A	LSU		0	8						

Non-Div. I Games:

Samford

Average RPI Win: 198		WON-LOST	WINNING	LAST 10	STRENGTH OF		OPP. STRENGTH	TEAM	ADJ		CONF.	ADJ CONF.
Average RPI Loss: 121		RECORD	PCT. RANK	GAMES	SCHEDULE		OF SCHEDULE	RPI	RPI		RPI	RPI
DIV. I ONLY		19-20-0	.48718	141	2-8-0		197	192	167		.47453	168
DIV. I NON-CONF.		15-12-0	.55556	103	0-2-0		212	195	146		.48948	151
TOTALS		RPI 1-25	RPI 26-50		W-L RECORDS		RPI 51-100		RPI 101-150		RPI 150+	
19-20-0		0-2-0	0-3-0		OVERALL		2-5-0		3-4-0		14-6-0	
2-8-0		0-0-0	0-2-0		HOME		0-2-0		0-2-0		2-2-0	
8-7-0		0-1-0	0-0-0		AWAY		2-3-0		3-1-0		3-2-0	
9-5-0		0-1-0	0-1-0		NEUTRAL		0-0-0		0-1-0		9-2-0	
15-12-0		0-2-0	0-1-0		NON-CONFERENCE		1-4-0		2-3-0		12-2-0	
2-4-0		0-0-0	0-0-0		HOME		0-2-0		0-2-0		2-0-0	
4-3-0		0-1-0	0-0-		AWAY		1-2-0		2-0-0		1-0-0	
9-5-0		0-1-0	0-1-0		NEUTRAL		0-0-0		0-1-0		9-2-0	
4-8-0		0-0-0	0-2-0		CONFERENCE		1-1-0		1-1-0		2-4-0	
0-4-0		0-0-0	0-2-0		HOME		0-0-0		0-0-0		0-2-0	
4-4-0		0-0-0	0-0-0		AWAY		1-1-0		1-1-0		2-2-0	
0-0-0		0-0-0	0-0-0		NEUTRAL		0-0-0		0-0-0		0-0-0	
RPI S	Opponent	Score	RPI S	Opponent	Score	RPI S	Opponent	Score	RPI S	Opponent	Score	
11 A	Washington	1 17	49 N	Lipscomb	0 6	60 H	Ohio St.	1 6	115 N	Bradley	3 12	
19 N	UCLA	2 11	50 H	Ball St.	4 8	60 H	Ohio St.	2 4	120 A	East Carolina	8 1	
			50 H	Ball St.	7 9	94 A	Kent St.	8 0	120 A	East Carolina	4 3	
						94 A	Kent St.	1 2	130 A	Bowling Green	2 3	
						95 A	Eastern Ky.	0 7	130 A	Bowling Green	5 1	
						95 A	Eastern Ky.	3 10	145 H	Dayton	4 7	
						100 A	UNLV	11 3	145 H	Dayton	3 6	
									161 N	La.-Monroe	15 6	
									174 N	Towson	5 7	
									181 N	Tennessee Tech	3 2	
									194 N	Idaho St.	7 4	
									200 N	Boston College	8 6	
									202 H	Miami (OH)	5 11	
									202 H	Miami (OH)	0 1	
									214 A	Buffalo	3 4	
									214 A	Buffalo	8 1	
									219 A	Seattle	7 4	
									219 N	Seattle	5 0	
									234 H	Canisius	7 6	
									234 H	Canisius	4 0	
									255 A	Toledo	6 0	
									255 A	Toledo	3 4	
									257 N	Cleveland St.	3 1	
									264 N	Yale	1 7	
									269 N	Niagara	14 5	
									277 N	Rider	8 0	
									281 N	N.C. Central	11 0	
			LAST 10 GAMES									
			50 H	Ball St.	4 8	60 H	Ohio St.	1 6				
			50 H	Ball St.	7 9	130 A	Bowling Green	2 3				
			202 H	Miami (OH)	0 1	130 A	Bowling Green	5 1				
			202 H	Miami (OH)	5 11	255 A	Toledo	3 4				
			60 H	Ohio St.	2 4	255 A	Toledo	6 0				

Non-Div. I Games:

Ohio

Average RPI Win:	203	WON-LOST	WINNING	LAST 10	STRENGTH OF	OPP. STRENGTH	TEAM	ADJ	CONF.	ADJ CONF.	
Average RPI Loss:	150	RECORD	PCT. RANK	GAMES	SCHEDULE	OF SCHEDULE	RPI	RPI	RPI	RPI	
DIV. I ONLY	19-15-0	.55882	107	7-3-0	244	216	174	.4726	169	29	29
DIV. I NON-CONF.	12-12-0	.5	137	1-1-0	169	186	147	.49025	149	29	29
<hr/>											
TOTALS	RPI 1-25	RPI 26-50		W-L RECORDS		RPI 51-100		RPI 101-150		RPI 150+	
19-15-0	0-0-0	0-1-0		OVERALL		1-4-0		5-2-0		13-8-0	
7-1-0	0-0-0	0-0-0		HOME		0-0-0		1-0-0		6-1-0	
5-5-0	0-0-0	0-0-0		AWAY		0-0-0		2-0-0		3-1-0	
7-9-0	0-0-0	0-1-0		NEUTRAL		1-4-0		2-1-0		4-3-0	
12-12-0	0-0-0	0-1-0		NON-CONFERENCE		1-4-0		5-2-0		6-5-0	
1-1-0	0-0-0	0-0-0		HOME		0-0-0		1-0-0		0-1-0	
4-2-0	0-0-0	0-0-		AWAY		0-0-0		2-1-0		2-1-0	
7-9-0	0-0-0	0-1-0		NEUTRAL		1-4-0		2-1-0		4-3-0	
7-3-0	0-0-0	0-0-0		CONFERENCE		0-0-0		0-0-0		7-3-0	
6-0-0	0-0-0	0-0-0		HOME		0-0-0		0-0-0		6-0-0	
1-3-0	0-0-0	0-0-0		AWAY		0-0-0		0-0-0		1-3-0	
0-0-0	0-0-0	0-0-0		NEUTRAL		0-0-0		0-0-0		0-0-0	
RPI	S	Opponent	Score	RPI	S	Opponent	Score	RPI	S	Opponent	Score
				48	N	Notre Dame	4 5	51	N	Texas Tech	2 9
								51	N	Texas Tech	5 8
								67	N	San Jose St.	4 7
								72	N	Long Beach St.	2 0
								99	N	Colorado St.	0 2

Non-Div. I Games:

Fairfield

RPI	S	Opponent	Score	
288	H	Saint Peter's	9	1

Fairfield

F
a
i
r
f
i
e
l
d

F
a
i
r
f
i
e
l
d

Average RPI Win:	212	WON-LOST RECORD	WINNING PCT. RANK	LAST 10 GAMES	STRENGTH OF SCHEDULE	OPP. STRENGTH OF SCHEDULE	TEAM RPI	ADJ RPI	CONF. RPI	ADJ CONF. RPI		
DIV. I ONLY		9-17-0	.34615	224	3-7-0	92	193	179	.47213	170	18	19
DIV. I NON-CONF.		6-7-0	.46154	156	1-0-0	66	135	111	.51527	113	19	20
<hr/>												
TOTALS	RPI 1-25	RPI 26-50		W-L RECORDS		RPI 51-100		RPI 101-150		RPI 150+		
9-17-0	0-3-0	0-1-0		OVERALL		1-6-0		0-5-0		8-2-0		
2-6-0	0-0-0	0-0-0		HOME		0-3-0		0-3-0		2-0-0		
3-6-0	0-2-0	0-0-0		AWAY		0-0-0		0-0-0		3-1-0		
4-5-0	0-1-0	0-1-0		NEUTRAL		1-1-0		0-2-0		3-0-0		
6-7-0	0-3-0	0-1-0		NON-CONFERENCE		1-1-0		0-2-0		5-0-0		
0-0-0	0-0-0	0-0-0		HOME		0-0-0		0-0-0		0-0-0		
2-2-0	0-2-0	0-0-		AWAY		0-0-0		0-0-0		2-0-0		
4-5-0	0-1-0	0-1-0		NEUTRAL		1-1-0		0-2-0		3-0-0		
3-10-0	0-0-0	0-0-0		CONFERENCE		0-5-0		0-3-0		3-2-0		
2-6-0	0-0-0	0-0-0		HOME		0-3-0		0-3-0		2-0-0		
1-4-0	0-0-0	0-0-0		AWAY		0-2-0		0-0-0		1-2-0		
0-0-0	0-0-0	0-0-0		NEUTRAL		0-0-0		0-0-0		0-0-0		
<hr/>												
RPI S	Opponent	Score		RPI S	Opponent	Score		RPI S	Opponent	Score		
5 A	Alabama	0	21	39 N	Georgia	3	13	66 A	IPFW	3	11	
5 A	Alabama	0	6					66 A	IPFW	1	9	
22 N	Iowa	4	12					78 N	Central Ark.	10	3	
								81 H	North Dakota St.	5	9	
								81 H	North Dakota St.	1	13	
								81 H	North Dakota St.	4	7	
								94 N	Kent St.	3	4	
		</										

Non-Div. I Games:

Western Ill.

Average RPI Win:	203	WON-LOST	WINNING	LAST 10	STRENGTH OF	OPP. STRENGTH	TEAM	ADJ	CONF.	ADJ CONF.	
Average RPI Loss:	130	RECORD	PCT. RANK	GAMES	SCHEDULE	OF SCHEDULE	RPI	RPI	RPI	RPI	
DIV. I ONLY	21-19-0	.525	124	3-7-0	240	159	172	.47211	171	27	27
DIV. I NON-CONF.	15-13-0	.53571	119	2-2-0	216	157	156	.48627	157	25	25
<hr/>											
TOTALS	RPI 1-25	RPI 26-50		W-L RECORDS		RPI 51-100		RPI 101-150		RPI 150+	
21-19-0	0-1-0	0-1-0		OVERALL		2-3-0		2-9-0		17-5-0	
6-6-0	0-0-0	0-0-0		HOME		0-0-0		1-4-0		5-2-0	
4-8-0	0-0-0	0-1-0		AWAY		0-3-0		0-3-0		4-1-0	
11-5-0	0-1-0	0-0-0		NEUTRAL		2-0-0		1-2-0		8-2-0	
<hr/>											
15-13-0	0-1-0	0-1-0		NON-CONFERENCE		2-3-0		1-4-0		12-4-0	
0-3-0	0-0-0	0-0-0		HOME		0-0-0		0-2-0		0-1-0	
4-5-0	0-0-0	0-0-		AWAY		0-3-0		0-0-0		4-1-0	
11-5-0	0-1-0	0-0-0		NEUTRAL		2-0-0		1-2-0		8-2-0	
<hr/>											
6-6-0	0-0-0	0-0-0		CONFERENCE		0-0-0		1-5-0		5-1-0	
6-3-0	0-0-0	0-0-0		HOME		0-0-0		1-2-0		5-1-0	
0-3-0	0-0-0	0-0-0		AWAY		0-0-0		0-3-0		0-0-0	
0-0-0	0-0-0	0-0-0		NEUTRAL		0-0-0		0-0-0		0-0-0	
<hr/>											
RPI S	Opponent	Score		RPI S	Opponent	Score		RPI S	Opponent	Score	
8 N	Tennessee	0	5	34 A	Western Ky.	0	3	52 A	FGCU	10	11
								78 N	Central Ark.	7	3
								91 N	Iowa St.	4	2
								97 A	Stetson	3	4
								97 A	Stetson	1	5
								110 N	Maryland	0	4
								121 N	Pittsburgh	5	7
								130 H	Bowling Green	0	5
								130 H	Bowling Green	3	6
								133 A	Loyola Chicago	2	6
								133 A	Loyola Chicago	0	7
133 A	Loyola Chicago	1	9								
139 H	Ill.-Chicago	0	10								
139 H	Ill.-Chicago	4	7								
139 H	Ill.-Chicago	3	1								
145 N	Dayton	6	5								
158 N	Western Mich.	1	2								
170 H	Western Ill.	8	10								
180 N	Fairleigh Dickinson	1	0								
184 N	Temple	9	0								
198 A	Eastern Mich.	5	4								
198 A	Eastern Mich.	3	2								
201 A	Belmont	1	2								
203 N	Cornell	4	3								
210 N	Jackson St.	11	2								
216 N	UNC Wilmington	16	1								
230 A	Charleston So.	6	5								
230 A	Charleston So.	9	1								
233 H	Wright St.	8	5								
233 H	Wright St.	5	0								
233 H	Wright St.	6	2								
241 H	Green Bay	11	3								
<hr/>											
LAST 10 GAMES											
139 H Ill.-Chicago				3	1	133 A Loyola Chicago				2	6
139 H Ill.-Chicago				0	10	133 A Loyola Chicago				0	7
139 H Ill.-Chicago				4	7	133 A Loyola Chicago				1	9
130 H Bowling Green				3	6	198 A Eastern Mich.				5	4
130 H Bowling Green				0	5	198 A Eastern Mich.				3	2

Non-Div. I Games:

Valparaiso

RPI	S	Opponent	Score	
241	H	Green Bay	5	2
241	H	Green Bay	2	3
242	N	South Dakota St.	2	3
252	N	Colgate	7	5
252	N	Colgate	7	0
268	N	Maine	3	0

Non-Div. I Games:

Radford

RPI	S	Opponent	Score	
272	N	Wagner	8	1

Radford

R
a
d
f
o
r
d

R
a
d
f
o
r
d

[illegible]

Non-Div. I Games:

Charlotte

Towson

Average RPI Win:	213	WON-LOST RECORD	WINNING PCT. RANK	LAST 10 GAMES	STRENGTH OF SCHEDULE	OPP. STRENGTH OF SCHEDULE	TEAM RPI	ADJ RPI	CONF. RPI	ADJ CONF. RPI					
DIV. I ONLY		22-23-1	.48913	140	7-3-0	185	215	165	.47138	174	12	12			
DIV. I NON-CONF.		17-15-1	.5303	125	2-1-0	259	248	205	.4522	205	12	13			
<hr/>															
TOTALS	RPI 1-25	RPI 26-50		W-L RECORDS		RPI 51-100		RPI 101-150		RPI 150+					
22-23-1	0-0-0	0-4-0		OVERALL		3-9-0		0-4-0		19-6-1					
13-8-1	0-0-0	0-3-0		HOME		2-2-0		0-0-0		11-3-1					
3-9-0	0-0-0	0-0-0		AWAY		1-5-0		0-3-0		2-1-0					
6-6-0	0-0-0	0-1-0		NEUTRAL		0-2-0		0-1-0		6-2-0					
17-15-1	0-0-0	0-0-0		NON-CONFERENCE		1-5-0		0-4-0		16-6-1					
8-4-1	0-0-0	0-0-0		HOME		0-1-0		0-0-0		8-3-1					
3-6-0	0-0-0	0-0-		AWAY		1-2-0		0-3-0		2-1-0					
6-5-0	0-0-0	0-0-0		NEUTRAL		0-2-0		0-1-0		6-2-0					
5-8-0	0-0-0	0-4-0		CONFERENCE		2-4-0		0-0-0		3-0-0					
5-4-0	0-0-0	0-3-0		HOME		2-1-0		0-0-0		3-0-0					
0-3-0	0-0-0	0-0-0		AWAY		0-3-0		0-0-0		0-0-0					
0-1-0	0-0-0	0-1-0		NEUTRAL		0-0-0		0-0-0		0-0-0					
RPI	S	Opponent	Score	RPI	S	Opponent	Score	RPI	S	Opponent	Score				
				43	H	James Madison	0 6	55	N	North Florida	0 8	120	A	East Carolina	2 10
				43	H	James Madison	1 3	60	H	Ohio St.	6 8	122	A	Col. of Charleston	0 1
				43	H	James Madison	2 5	61	H	Georgia St.	4 3	123	N	Connecticut	2 6
				43	N	James Madison	1 11	61	H	Georgia St.	2 5	136	A	Fla. Atlantic	0 13
								61	H	Georgia St.	2 1	154	H	Georgetown	2 3
								73	N	Syracuse	0 7	165	N	Providence	7 5
								75	A	Delaware	3 5	168	N	Ohio	7 5
								75	A	Delaware	3 6	179	N	Northern Ill.	3 0
								75	A	Delaware	2 4	182	N	Akron	5 7
								87	A	Furman	2 8	192	H	George Washington	10 0
								87	A	Furman	4 8	195	H	Lehigh	4 4
								92	A	UNC Greensboro	1 0	207	A	Presbyterian	7 2
												207	A	Presbyterian	2 7
												221	N	East Tenn. St.	0 6
												223	H	Drexel	8 0
												223	H	Drexel	3 2
												223	H	Drexel	4 0
												231	H	Hampton	6 4
												231	H	Hampton	5 4
												249	H	Mt. St. Mary's	0 10
												257	N	Cleveland St.	7 2
												257	N	Cleveland St.	9 2
												259	H	Columbia	3 0
												260	H	Iona	5 4
												266	H	Brown	9 1
												266	H	Brown	1 2
												277	N	Rider	4 0
<hr/>															
LAST 10 GAMES															
				223	H	Drexel	3 2	61	H	Georgia St.	2 1	259	H	Columbia	3 0
				223	H	Drexel	4 0	61	H	Georgia St.	2 5	260	H	Iona	5 4
				223	H	Drexel	8 0	249	H	Mt. St. Mary's	0 10	266	H	Brown	9 1
				286	A	UMBC	10 0	192	H	George Washington	10 0	266	H	Brown	1 2
				61	H	Georgia St.	4 3	75	A	Delaware	3 5	277	N	Rider	4 0

Non-Div. I Games:

Towson

RPI	S	Opponent	Score	
278	H	Lafayette	2	1
286	A	UMBC	10	0
290	H	Morgan St.	7	0

Towson

T
O
W
S
O
N

T
O
W
S
O
N

[illegible]

Non-Div. I Games:

Wichita St.

Average RPI Win:		119	WON-LOST	WINNING	LAST 10	STRENGTH OF		OPP. STRENGTH	TEAM	ADJ	CONF.	ADJ CONF.		
Average RPI Loss:		95	RECORD	PCT. RANK	GAMES	SCHEDULE		OF SCHEDULE	RPI	RPI	RPI	RPI		
DIV. I ONLY			11-32-0	.25581	262	0-10-0		60	111	195	.47027	176		
DIV. I NON-CONF.			10-19-0	.34483	221	0-5-0		57	114	152	.49387	144		
TOTALS		RPI 1-25	RPI 26-50		W-L RECORDS		RPI 51-100		RPI 101-150		RPI 150+			
11-32-0	0-4-0	1-6-0		OVERALL		3-9-0		4-7-0		3-6-0				
6-12-0	0-0-0	0-3-0		HOME		1-3-0		2-2-0		3-4-0				
4-13-0	0-4-0	1-3-0		AWAY		2-6-0		1-0-0		0-0-0				
1-7-0	0-0-0	0-0-0		NEUTRAL		0-0-0		1-5-0		0-2-0				
10-19-0	0-4-0	1-0-0		NON-CONFERENCE		3-6-0		4-7-0		2-2-0				
5-5-0	0-0-0	0-0-0		HOME		1-3-0		2-2-0		2-0-0				
4-7-0	0-4-0	1-0-		AWAY		2-3-0		1-0-0		0-0-0				
1-7-0	0-0-0	0-0-0		NEUTRAL		0-0-0		1-5-0		0-2-0				
1-13-0	0-0-0	0-6-0		CONFERENCE		0-3-0		0-0-0		1-4-0				
1-7-0	0-0-0	0-3-0		HOME		0-0-0		0-0-0		1-4-0				
0-6-0	0-0-0	0-3-0		AWAY		0-3-0		0-0-0		0-0-0				
0-0-0	0-0-0	0-0-0		NEUTRAL		0-0-0		0-0-0		0-0-0				
RPI S	Opponent	Score	RPI S	Opponent	Score	RPI S	Opponent	Score	RPI S	Opponent	Score			
21 A	La.-Lafayette	0 10	26 A	Florida St.	2 1	56 A	Cal St. Fullerton	2 4	104 N	Appalachian St.	4 6			
21 A	La.-Lafayette	2 18	30 A	UAB	0 2	56 A	Cal St. Fullerton	3 1	104 N	Appalachian St.	5 3			
24 A	Baylor	1 2	30 A	UAB	0 1	65 A	Auburn	1 3	109 A	Fresno St.	5 3			
24 A	Baylor	0 3	30 A	UAB	0 6	69 A	Ole Miss	7 4	114 N	UC Davis	3 5			
			45 H	Houston	3 5	69 A	Ole Miss	0 3	114 N	UC Davis	2 5			
			45 H	Houston	0 7	86 H	Northwestern St.	5 10	135 H	Troy	7 9			
			45 H	Houston	2 10	86 H	Northwestern St.	2 3	135 H	Troy	4 6			
						89 A	Marshall	5 8	135 N	Troy	7 11			
						89 A	Marshall	0 6	135 N	Troy	4 6			
						89 A	Marshall	6 8	149 H	Louisiana Tech	4 3			
						90 H	Sam Houston St.	10 1	149 H	Louisiana Tech	5 3			
						90 H	Sam Houston St.	0 3	156 H	Jacksonville St.	7 6			
									156 H	Jacksonville St.	6 2			
									163 H	Memphis	4 10			
									163 H	Memphis	5 6			
									163 H	Memphis	1 19			
									185 N	Sacramento St.	2 3			
									205 N	UC Riverside	2 10			
									245 H	UTEP	4 3			
									245 H	UTEP	4 10			
			LAST 10 GAMES											
21 A	La.-Lafayette	2 18	163 H	Memphis	1 19									
21 A	La.-Lafayette	0 10	135 H	Troy	7 9									
65 A	Auburn	1 3	135 H	Troy	4 6									
163 H	Memphis	5 6	30 A	UAB	0 6									
163 H	Memphis	4 10	30 A	UAB	0 2									

Non-Div. I Games:

Southern Miss.

Average RPI Win:	198	WON-LOST RECORD	WINNING PCT. RANK	LAST 10 GAMES	STRENGTH OF SCHEDULE	OPP. STRENGTH OF SCHEDULE	TEAM RPI	ADJ RPI	CONF. RPI	ADJ CONF. RPI				
DIV. I ONLY		10-21-0	.32258	233	2-8-0	72	187	176	.46988	177	17	17		
DIV. I NON-CONF.		7-9-0	.4375	174	0-0-0	242	93	206	.45419	203	17	18		
<hr/>														
TOTALS	RPI 1-25	RPI 26-50		W-L RECORDS		RPI 51-100		RPI 101-150		RPI 150+				
10-21-0	0-1-0	0-3-0		OVERALL		2-13-0		0-0-0		8-4-0				
6-10-0	0-0-0	0-2-0		HOME		2-8-0		0-0-0		4-0-0				
1-8-0	0-1-0	0-0-0		AWAY		0-4-0		0-0-0		1-3-0				
3-3-0	0-0-0	0-1-0		NEUTRAL		0-1-0		0-0-0		3-1-0				
7-9-0	0-1-0	0-3-0		NON-CONFERENCE		2-2-0		0-0-0		5-3-0				
4-2-0	0-0-0	0-2-0		HOME		2-0-0		0-0-0		2-0-0				
0-4-0	0-1-0	0-0-		AWAY		0-1-0		0-0-0		0-2-0				
3-3-0	0-0-0	0-1-0		NEUTRAL		0-1-0		0-0-0		3-1-0				
3-12-0	0-0-0	0-0-0		CONFERENCE		0-11-0		0-0-0		3-1-0				
2-8-0	0-0-0	0-0-0		HOME		0-8-0		0-0-0		2-0-0				
1-4-0	0-0-0	0-0-0		AWAY		0-3-0		0-0-0		1-1-0				
0-0-0	0-0-0	0-0-0		NEUTRAL		0-0-0		0-0-0		0-0-0				
RPI	S	Opponent	Score		RPI	S	Opponent	Score		RPI	S	Opponent	Score	
13	A	Louisville	0	12	41	N	Illinois St.	2	8	57	H	SIU Edwardsville	4	8
					49	H	Lipscomb	6	8	57	H	SIU Edwardsville	5	8
					49	H	Lipscomb	0	15	57	H	SIU Edwardsville	2	8
										65	A	Auburn	1	9
										74	A	UT Martin	2	5
										74	A	UT Martin	5	8
										74	A	UT Martin	3	4
										83	H	Eastern Ill.	0	6
										83	H	Eastern Ill.	2	6
										83	H	Eastern Ill.	1	7
										87	N	Furman	1	3
										95	H	Eastern Ky.	1	6
										95	H	Eastern Ky.	1	3
										96	H	Southern Ill.	11	7
										96	H	Southern Ill.	8	2
LAST 10 GAMES														
					57	H	SIU Edwardsville	5	8	226	H	Morehead St.	3	2
					57	H	SIU Edwardsville	4	8	226	H	Morehead St.	10	5
					57	H	SIU Edwardsville	2	8	74	A	UT Martin	2	5
					95	H	Eastern Ky.	1	3	74	A	UT Martin	5	8
					95	H	Eastern Ky.	1	6	74	A	UT Martin	3	4

Non-Div. I Games: Trevecca Nazarene 18 6 Trevecca Nazarene 4 1

Austin Peay

Average RPI Win: 186		WON-LOST	WINNING	LAST 10	STRENGTH OF		OPP. STRENGTH	TEAM	ADJ	CONF.	ADJ CONF.
Average RPI Loss: 77		RECORD	PCT. RANK	GAMES	SCHEDULE		OF SCHEDULE	RPI	RPI	RPI	RPI
DIV. I ONLY		11-30-0	.26829	258	63		97	182	.469	178	16
DIV. I NON-CONF.		5-23-0	.17857	266	24		31	186	.46974	183	16
TOTALS		RPI 1-25	RPI 26-50		W-L RECORDS		RPI 51-100		RPI 101-150		RPI 150+
11-30-0		0-8-0	0-4-0		OVERALL		0-9-0		5-7-0		6-2-0
4-14-0		0-2-0	0-0-0		HOME		0-7-0		3-5-0		1-0-0
5-11-0		0-5-0	0-1-0		AWAY		0-1-0		2-1-0		3-1-0
2-5-0		0-1-0	0-1-0		NEUTRAL		0-1-0		0-1-0		2-1-0
5-23-0		0-8-0	0-4-0		NON-CONFERENCE		0-9-0		1-1-0		4-1-0
2-9-0		0-2-0	0-0-0		HOME		0-7-0		1-0-0		1-0-0
1-9-0		0-5-0	0-0-		AWAY		0-1-0		0-0-0		1-0-0
2-5-0		0-1-0	0-1-0		NEUTRAL		0-1-0		0-1-0		2-1-0
6-7-0		0-0-0	0-0-0		CONFERENCE		0-0-0		4-6-0		2-1-0
2-5-0		0-0-0	0-0-0		HOME		0-0-0		2-5-0		0-0-0
4-2-0		0-0-0	0-0-0		AWAY		0-0-0		2-1-0		2-1-0
0-0-0		0-0-0	0-0-0		NEUTRAL		0-0-0		0-0-0		0-0-0
RPI S	Opponent	Score	RPI S	Opponent	Score	RPI S	Opponent	Score	RPI S	Opponent	Score
3 A	Texas	0 7	45 A	Houston	1 3	51 H	Texas Tech	1 6	109 N	Fresno St.	1 6
3 A	Texas	0 7	45 A	Houston	0 7	54 N	Kansas	2 4	134 H	UTSA	1 3
12 A	Texas A&M	1 9	45 A	Houston	5 7	76 H	Purdue	3 4	134 H	UTSA	1 3
21 A	La.-Lafayette	1 9	49 N	Lipscomb	3 7	76 H	Purdue	2 7	134 H	UTSA	0 5
21 A	La.-Lafayette	2 3				84 H	North Texas	0 1	135 H	Troy	5 0
22 N	Iowa	4 5				84 H	North Texas	3 9	141 A	Texas-Arlington	2 0
24 H	Baylor	3 7				84 H	North Texas	5 7	141 A	Texas-Arlington	0 1
24 H	Baylor	2 10				90 A	Sam Houston St.	13 14	141 A	Texas-Arlington	5 0
						90 H	Sam Houston St.	6 9	141 H	Texas-Arlington	2 3
									149 H	Louisiana Tech	8 3
									149 H	Louisiana Tech	6 7
									149 H	Louisiana Tech	7 3
									152 N	St. Mary's (CA)	2 8
									185 A	Sacramento St.	1 0
									218 H	A&M-Corpus Christi	7 1
									219 A	Seattle	2 1
									219 A	Seattle	0 2
									219 A	Seattle	7 4
									247 N	Mississippi Val.	5 4
									247 N	Mississippi Val.	7 5
			LAST 10 GAMES								
			141 A	Texas-Arlington	0 1	149 H	Louisiana Tech	6 7			
			141 A	Texas-Arlington	2 0	149 H	Louisiana Tech	7 3			
			141 A	Texas-Arlington	5 0	219 A	Seattle	7 4			
			24 H	Baylor	3 7	219 A	Seattle	2 1			
			149 H	Louisiana Tech	8 3	219 A	Seattle	0 2			

Non-Div. I Games:

Texas St.

Average RPI Win:	154	WON-LOST RECORD	WINNING PCT. RANK	LAST 10 GAMES	STRENGTH OF SCHEDULE	OPP. STRENGTH OF SCHEDULE	TEAM RPI	ADJ RPI	CONF. RPI	ADJ CONF. RPI
DIV. I ONLY		13-25-0	.34211 226	2-8-0	111	148	193	.46895 179	19	18
DIV. I NON-CONF.		10-18-0	.35714 213	0-1-0	93	158	176	.48002 167	18	17
TOTALS	RPI 1-25	RPI 26-50		W-L RECORDS		RPI 51-100		RPI 101-150		RPI 150+
13-25-0	0-2-0	1-5-0		OVERALL		3-2-0		2-8-0		7-8-0
3-3-0	0-0-0	0-0-0		HOME		0-0-0		0-2-0		3-1-0
5-12-0	0-2-0	0-3-0		AWAY		1-1-0		2-3-0		2-3-0
5-10-0	0-0-0	1-2-0		NEUTRAL		2-1-0		0-3-0		2-4-0
10-18-0	0-2-0	1-3-0		NON-CONFERENCE		3-2-0		2-6-0		4-5-0
0-0-0	0-0-0	0-0-0		HOME		0-0-0		0-0-0		0-0-0
5-8-0	0-2-0	0-0-		AWAY		1-1-0		2-3-0		2-1-0
5-10-0	0-0-0	1-2-0		NEUTRAL		2-1-0		0-3-0		2-4-0
3-7-0	0-0-0	0-2-0		CONFERENCE		0-0-0		0-2-0		3-3-0
3-3-0	0-0-0	0-0-0		HOME		0-0-0		0-2-0		3-1-0
0-4-0	0-0-0	0-2-0		AWAY		0-0-0		0-0-0		0-2-0
0-0-0	0-0-0	0-0-0		NEUTRAL		0-0-0		0-0-0		0-0-0
RPI S Opponent Score	RPI S Opponent Score		RPI S Opponent Score		RPI S Opponent Score		RPI S Opponent Score			
24 A Baylor 0 1	41 A Illinois St. 3 7	55 N North Florida 4 2	101 N Nevada 3 8							
24 A Baylor 1 4	41 N Illinois St. 3 1	81 N North Dakota St. 7 9	112 A Cal Poly 5 6							
	48 N Notre Dame 2 3	90 A Sam Houston St. 5 3	112 A Cal Poly 3 6							
	48 N Notre Dame 0 2	90 N Sam Houston St. 4 0	117 H Central Mich. 3 7							
	50 A Ball St. 2 9	96 A Southern Ill. 4 12	117 H Central Mich. 6 7							
	50 A Ball St. 3 5		123 N Connecticut 0 1							
			124 N Rutgers 0 8							
			136 A Fla. Atlantic 7 3							
			150 A Cal St. Northridge 2 1							
			150 A Cal St. Northridge 2 3							
			151 N Saint Louis 2 3							
			158 H Western Mich. 12 5							
			158 H Western Mich. 6 7							
			164 A Loyola Marymount 0 3							
			165 N Providence 7 13							
			174 N Towson 0 3							
			185 N Sacramento St. 5 13							
			198 H Eastern Mich. 6 3							
			198 H Eastern Mich. 8 7							
			202 A Miami (OH) 2 5							
			202 A Miami (OH) 4 5							
			205 A UC Riverside 5 1							
			205 A UC Riverside 7 0							
			217 N Butler 3 2							
			260 N Iona 11 3							
LAST 10 GAMES										
198 H Eastern Mich. 8 7	202 A Miami (OH) 2 5									
198 H Eastern Mich. 6 3	50 A Ball St. 3 5									
117 H Central Mich. 3 7	50 A Ball St. 2 9									
117 H Central Mich. 6 7	41 A Illinois St. 3 7									
202 A Miami (OH) 4 5	158 H Western Mich. 6 7									

Non-Div. I Games:

Northern Ill.

Average RPI Win: 214		WON-LOST	WINNING	LAST 10	STRENGTH OF		OPP. STRENGTH	TEAM	ADJ	CONF.	ADJ CONF.		
Average RPI Loss: 177		RECORD	PCT. RANK	GAMES	SCHEDULE		OF SCHEDULE	RPI	RPI	RPI	RPI		
DIV. I ONLY		18-15-0	.54545	116	6-4-0		201	271	159	.46892	180	23	23
DIV. I NON-CONF.		11-9-0	.55	111	2-1-0		200	283	172	.46716	187	24	24
TOTALS		RPI 1-25	RPI 26-50		W-L RECORDS		RPI 51-100		RPI 101-150		RPI 150+		
18-15-0	0-0-0	0-0-0		OVERALL		1-3-0		3-3-0		14-9-0			
5-4-0	0-0-0	0-0-0		HOME		0-0-0		1-1-0		4-3-0			
5-6-0	0-0-0	0-0-0		AWAY		0-1-0		1-1-0		4-3-0			
8-5-0	0-0-0	0-0-0		NEUTRAL		1-1-0		1-1-0		6-3-0			
11-9-0	0-0-0	0-0-0		NON-CONFERENCE		1-3-0		1-1-0		9-5-0			
0-0-0	0-0-0	0-0-0		HOME		0-0-0		0-0-0		0-0-0			
3-4-0	0-0-0	0-0-		AWAY		0-2-0		0-0-0		3-2-0			
8-5-0	0-0-0	0-0-0		NEUTRAL		1-1-0		1-1-0		6-3-0			
7-6-0	0-0-0	0-0-0		CONFERENCE		0-0-0		2-2-0		5-4-0			
5-4-0	0-0-0	0-0-0		HOME		0-0-0		1-1-0		4-3-0			
2-2-0	0-0-0	0-0-0		AWAY		0-0-0		1-1-0		1-1-0			
0-0-0	0-0-0	0-0-0		NEUTRAL		0-0-0		0-0-0		0-0-0			
RPI	S	Opponent	Score	RPI	S	Opponent	Score	RPI	S	Opponent	Score		
						64 N Creighton	0 4	103 A Monmouth		0 1			
						83 N Eastern Ill.	3 2	103 A Monmouth		7 4			
						97 A Stetson	0 3	107 H Robert Morris		0 1			
						97 A Stetson	2 5	107 H Robert Morris		3 2			
								126 N Utah Valley		1 2			
								137 N Albany (NY)		7 4			
								171 N Valparaiso		0 1			
								182 N Akron		3 1			
								209 H Bryant		3 1			
								209 H Bryant		3 1			
								209 H Bryant		1 8			
								212 H LIU Brooklyn		5 2			
								212 H LIU Brooklyn		0 4			
								217 N Butler		0 3			
								240 H Sacred Heart		1 3			
								240 H Sacred Heart		8 2			
								241 N Green Bay		2 1			
								249 A Mt. St. Mary's		1 3			
								249 A Mt. St. Mary's		11 2			
								250 A Norfolk St.		1 5			
								252 N Colgate		7 2			
								252 N Colgate		3 2			
								256 N Youngstown St.		1 5			
								259 A Columbia		4 5			
								259 A Columbia		10 7			
								274 N Delaware St.		4 2			
								274 N Delaware St.		9 1			
LAST 10 GAMES													
						209 H Bryant	1 8	288 A Saint Peter's	10 2	252 N Colgate	3 2		
						209 H Bryant	3 1	288 A Saint Peter's	9 7	256 N Youngstown St.	1 5		
						209 H Bryant	3 1	107 H Robert Morris	0 1	259 A Columbia	4 5		
						240 H Sacred Heart	1 3	107 H Robert Morris	3 2	259 A Columbia	10 7		
						240 H Sacred Heart	8 2	259 A Columbia	4 5	274 N Delaware St.	4 2		
								274 N Delaware St.		9 1			

Non-Div. I Games:

Fairleigh Dickinson

RPI	S	Opponent	Score	
288	A	Saint Peter's	9	7
288	A	Saint Peter's	10	2

Fairleigh Dickinson

F
a
i
r
l
e
i
g
h
D
i
c
k
i
n
s
o
n

F
a
i
r
l
e
i
g
h
D
i
c
k
i
n
s
o
n

Average RPI Win:		189	WON-LOST	WINNING	LAST 10	STRENGTH OF		OPP. STRENGTH	TEAM	ADJ		CONF.	ADJ CONF.
Average RPI Loss:		118	RECORD	PCT. RANK	GAMES	SCHEDULE		OF SCHEDULE	RPI	RPI		RPI	RPI
DIV. I ONLY			17-19-0	.47222	153	5-5-0		218	125	181		.46848	17
DIV. I NON-CONF.			10-14-0	.41667	189	0-3-0		238	128	210		.44941	18
TOTALS		RPI 1-25	RPI 26-50		W-L RECORDS		RPI 51-100		RPI 101-150		RPI 150+		
17-19-0		0-1-0	0-3-0		OVERALL		3-6-0		1-2-0		13-7-0		
5-4-0		0-0-0	0-0-0		HOME		1-1-0		0-2-0		4-1-0		
2-8-0		0-1-0	0-2-0		AWAY		2-3-0		0-0-0		0-2-0		
10-7-0		0-0-0	0-1-0		NEUTRAL		0-2-0		1-0-0		9-4-0		
10-14-0		0-1-0	0-3-0		NON-CONFERENCE		0-4-0		1-0-0		9-6-0		
0-0-0		0-0-0	0-0-0		HOME		0-0-0		0-0-0		0-0-0		
0-7-0		0-1-0	0-0-		AWAY		0-2-0		0-0-0		0-2-0		
10-7-0		0-0-0	0-1-0		NEUTRAL		0-2-0		1-0-0		9-4-0		
7-5-0		0-0-0	0-0-0		CONFERENCE		3-2-0		0-2-0		4-1-0		
5-4-0		0-0-0	0-0-0		HOME		1-1-0		0-2-0		4-1-0		
2-1-0		0-0-0	0-0-0		AWAY		2-1-0		0-0-0		0-0-0		
0-0-0		0-0-0	0-0-0		NEUTRAL		0-0-0		0-0-0		0-0-0		
RPI S	Opponent	Score	RPI S	Opponent	Score	RPI S	Opponent	Score	RPI S	Opponent	Score		
8 A	Tennessee	3 12	49 A	Lipscomb	5 6	53 A	Kennesaw St.	0 3	116 H	Murray St.	2 3		
			49 A	Lipscomb	3 6	66 N	IPFW	0 8	116 H	Murray St.	0 2		
			50 N	Ball St.	0 10	74 H	UT Martin	3 0	144 N	Mercer	3 1		
						74 H	UT Martin	1 9	165 N	Providence	11 4		
						80 A	Ga. Southern	0 1	168 N	Ohio	2 3		
						95 A	Eastern Ky.	5 1	182 N	Akron	2 9		
						95 A	Eastern Ky.	11 2	182 N	Akron	3 1		
						95 A	Eastern Ky.	0 3	184 N	Temple	5 7		
						98 N	Fordham	0 6	186 N	Missouri St.	2 0		
									196 N	St. John's (NY)	4 3		
									201 H	Belmont	1 4		
									201 H	Belmont	3 2		
									201 H	Belmont	7 4		
									202 N	Miami (OH)	6 9		
									206 N	Liberty	10 3		
									212 N	LIU Brooklyn	9 3		
									221 A	East Tenn. St.	5 6		
									221 A	East Tenn. St.	7 9		
									237 H	Southeast Mo. St.	4 0		
									237 H	Southeast Mo. St.	9 1		
									239 N	Northern Ky.	8 0		
									268 N	Maine	4 1		
									269 N	Niagara	7 4		
			LAST 10 GAMES										
			201 H	Belmont	7 4	237 H	Southeast Mo. St.	4 0					
			201 H	Belmont	1 4	74 H	UT Martin	1 9					
			201 H	Belmont	3 2	74 H	UT Martin	3 0					
			8 A	Tennessee	3 12	221 A	East Tenn. St.	7 9					
			237 H	Southeast Mo. St.	9 1	221 A	East Tenn. St.	5 6					

Non-Div. I Games: Thomas (GA) 6 0

Tennessee Tech

RPI	S	Opponent	Score	
257	A	Cleveland St.	5	4
257	A	Cleveland St.	3	2
258	N	Holy Cross	9	5

Akron

A
k
r
o
n

A
k
r
o
n

Average RPI Win: 245		WON-LOST	WINNING	LAST 10	STRENGTH OF		OPP. STRENGTH	TEAM	ADJ	CONF.	ADJ CONF.
Average RPI Loss: 140		RECORD	PCT. RANK	GAMES	SCHEDULE		OF SCHEDULE	RPI	RPI	RPI	RPI
DIV. I ONLY		21-15-0	.58333	92	4-6-0		246	266	180	.46737	183
DIV. I NON-CONF.		15-9-0	.625	72	1-1-0		252	281	170	.47535	175
TOTALS		RPI 1-25	RPI 26-50		W-L RECORDS		RPI 51-100		RPI 101-150		RPI 150+
21-15-0	0-0-0	0-2-0		OVERALL		0-2-0		2-4-0		19-7-0	
4-1-0	0-0-0	0-0-0		HOME		0-0-0		1-0-0		3-1-0	
9-12-0	0-0-0	0-2-0		AWAY		0-2-0		1-4-0		8-4-0	
8-2-0	0-0-0	0-0-0		NEUTRAL		0-0-0		0-0-0		8-2-0	
15-9-0	0-0-0	0-2-0		NON-CONFERENCE		0-2-0		1-1-0		14-4-0	
1-0-0	0-0-0	0-0-0		HOME		0-0-0		1-0-0		0-0-0	
6-7-0	0-0-0	0-0-		AWAY		0-2-0		0-1-0		6-2-0	
8-2-0	0-0-0	0-0-0		NEUTRAL		0-0-0		0-0-0		8-2-0	
6-6-0	0-0-0	0-0-0		CONFERENCE		0-0-0		1-3-0		5-3-0	
3-1-0	0-0-0	0-0-0		HOME		0-0-0		0-0-0		3-1-0	
3-5-0	0-0-0	0-0-0		AWAY		0-0-0		1-3-0		2-2-0	
0-0-0	0-0-0	0-0-0		NEUTRAL		0-0-0		0-0-0		0-0-0	
RPI S	Opponent	Score	RPI S	Opponent	Score	RPI S	Opponent	Score	RPI S	Opponent	Score
43 A	James Madison	0 1	43 A	James Madison	0 2	55 A	North Florida	1 9	124 A	Rutgers	0 4
									125 A	Penn	5 3
									125 A	Penn	4 5
									125 A	Penn	9 10
									125 A	Penn	2 9
									131 H	Villanova	4 1
									154 A	Georgetown	1 3
									154 A	Georgetown	6 7
									189 N	Seton Hall	3 4
									192 A	George Washington	7 3
									199 A	Harvard	4 1
									199 A	Harvard	3 11
									208 A	Dartmouth	9 7
									208 A	Dartmouth	1 4
									231 N	Hampton	6 5
									231 N	Hampton	4 5
									249 N	Mt. St. Mary's	4 2
									252 N	Colgate	5 4
									252 N	Colgate	8 5
									264 H	Yale	2 3
									264 H	Yale	6 1
									266 H	Brown	8 0
									266 H	Brown	5 0
									267 N	St. Bonaventure	10 2
									274 N	Delaware St.	3 0
									274 N	Delaware St.	8 3
									278 N	Lafayette	7 0
LAST 10 GAMES			LAST 10 GAMES			LAST 10 GAMES			LAST 10 GAMES		
125 A	Penn	2 9	208 A	Dartmouth	1 4	266 H	Brown	8 0	266 H	Brown	5 0
125 A	Penn	4 5	208 A	Dartmouth	9 7	267 N	St. Bonaventure	10 2	274 N	Delaware St.	3 0
125 A	Penn	9 10	199 A	Harvard	4 1	274 N	Delaware St.	8 3	278 N	Lafayette	7 0
125 A	Penn	5 3	199 A	Harvard	3 11						
124 A	Rutgers	0 4	131 H	Villanova	4 1						

Non-Div. I Games:

Princeton

RPI	S	Opponent	Score	
284	A	Coppin St.	6	3
284	A	Coppin St.	7	2
284	A	Coppin St.	21	3
286	A	UMBC	11	3
286	A	UMBC	12	2

Princeton

P
r
i
n
c
e
t
o
n

P
r
i
n
c
e
t
o
n

RPI	S	Opponent	Score	
288	N	Saint Peter's	12	2

Temple

T
e
m
p
l
e

T
e
m
p
l
e

Average RPI Win:	177	WON-LOST RECORD	WINNING PCT. RANK	LAST 10 GAMES	STRENGTH OF SCHEDULE	OPP. STRENGTH OF SCHEDULE	TEAM RPI	ADJ RPI	CONF. RPI	ADJ CONF. RPI				
DIV. I ONLY		20-16-0	.55556	110	4-6-0	269	124	194	.46684	185	25	24		
DIV. I NON-CONF.		15-12-0	.55556	103	1-3-0	223	100	145	.49441	143	23	23		
<hr/>														
TOTALS	RPI 1-25	RPI 26-50		W-L RECORDS		RPI 51-100		RPI 101-150		RPI 150+				
20-16-0	0-1-0	0-0-0		OVERALL		1-3-0		7-4-0		12-8-0				
8-9-0	0-1-0	0-0-0		HOME		1-2-0		3-2-0		4-4-0				
6-6-0	0-0-0	0-0-0		AWAY		0-1-0		1-2-0		5-3-0				
6-1-0	0-0-0	0-0-0		NEUTRAL		0-0-0		3-0-0		3-1-0				
<hr/>														
15-12-0	0-1-0	0-0-0		NON-CONFERENCE		1-3-0		7-4-0		7-4-0				
4-7-0	0-1-0	0-0-0		HOME		1-2-0		3-2-0		0-2-0				
5-4-0	0-0-0	0-0-		AWAY		0-1-0		1-2-0		4-1-0				
6-1-0	0-0-0	0-0-0		NEUTRAL		0-0-0		3-0-0		3-1-0				
<hr/>														
5-4-0	0-0-0	0-0-0		CONFERENCE		0-0-0		0-0-0		5-4-0				
4-2-0	0-0-0	0-0-0		HOME		0-0-0		0-0-0		4-2-0				
1-2-0	0-0-0	0-0-0		AWAY		0-0-0		0-0-0		1-2-0				
0-0-0	0-0-0	0-0-0		NEUTRAL		0-0-0		0-0-0		0-0-0				
<hr/>														
RPI	S	Opponent	Score		RPI	S	Opponent	Score		RPI	S	Opponent	Score	
14	H	California	0	1										
							54 H Kansas	1	0			101 H Nevada	1	0
							62 H Pacific	0	3			101 H Nevada	1	5
							67 A San Jose St.	2	8			101 N Nevada	9	7
							67 H San Jose St.	2	5			109 A Fresno St.	2	3
												109 H Fresno St.	3	0
												112 A Cal Poly	1	2
												112 A Cal Poly	2	0
												114 H UC Davis	1	4
												114 H UC Davis	5	4
												114 N UC Davis	2	1
												124 N Rutgers	4	1
												152 A St. Mary's (CA)	6	3
												152 A St. Mary's (CA)	0	2
												152 H St. Mary's (CA)	3	9
												176 N Southern Miss.	3	2
												178 H Texas St.	0	1
												179 N Northern Ill.	13	5
												205 N UC Riverside	1	2
												213 H Northern Colo.	2	1
												213 H Northern Colo.	3	6
												213 H Northern Colo.	1	0
												227 A Southern Utah	8	0
												227 A Southern Utah	5	6
												227 A Southern Utah	1	3
												101 H Nevada	1	0
												101 H Nevada	1	5
												245 N UTEP	3	2
												261 A Santa Clara	3	2
												261 A Santa Clara	4	3
LAST 10 GAMES														

Non-Div. I Games:

Sacramento St.

RPI	S	Opponent	Score	
261	A	Santa Clara	6	3
262	H	Weber St.	4	6
262	H	Weber St.	3	0
262	H	Weber St.	7	0

Sacramento St.

S
a
c
r
a
m
e
n
t
o
S
t
.

S
a
c
r
a
m
e
n
t
o
S
t
.

Average RPI Win: 161		WON-LOST	WINNING	LAST 10	STRENGTH OF		OPP. STRENGTH	TEAM	ADJ	CONF.	ADJ CONF.
Average RPI Loss: 107		RECORD	PCT. RANK	GAMES	SCHEDULE		OF SCHEDULE	RPI	RPI	RPI	RPI
DIV. I ONLY		15-24-0	.38462	208	1-9-0		148	120	183	.4667	186
DIV. I NON-CONF.		9-16-0	.36	210	0-3-0		143	150	195	.46348	191
TOTALS		RPI 1-25	RPI 26-50		W-L RECORDS		RPI 51-100		RPI 101-150		RPI 150+
15-24-0		0-2-0	1-3-0		OVERALL		3-8-0		3-4-0		8-7-0
1-6-0		0-2-0	0-0-0		HOME		0-1-0		0-0-0		1-3-0
9-13-0		0-0-0	1-2-0		AWAY		2-7-0		2-1-0		4-3-0
5-5-0		0-0-0	0-1-0		NEUTRAL		1-0-0		1-3-0		3-1-0
9-16-0		0-2-0	0-1-0		NON-CONFERENCE		1-4-0		3-4-0		5-5-0
0-5-0		0-2-0	0-0-0		HOME		0-1-0		0-0-0		0-2-0
4-6-0		0-0-0	0-0-		AWAY		0-3-0		2-1-0		2-2-0
5-5-0		0-0-0	0-1-0		NEUTRAL		1-0-0		1-3-0		3-1-0
6-8-0		0-0-0	1-2-0		CONFERENCE		2-4-0		0-0-0		3-2-0
1-1-0		0-0-0	0-0-0		HOME		0-0-0		0-0-0		1-1-0
5-7-0		0-0-0	1-2-0		AWAY		2-4-0		0-0-0		2-1-0
0-0-0		0-0-0	0-0-0		NEUTRAL		0-0-0		0-0-0		0-0-0
RPI S	Opponent	Score	RPI S	Opponent	Score	RPI S	Opponent	Score	RPI S	Opponent	Score
18 H	Missouri	0 12	41 A	Illinois St.	7 4	53 A	Kennesaw St.	8 12	106 N	Coastal Caro.	6 10
18 H	Missouri	0 7	41 A	Illinois St.	1 9	57 A	SIU Edwardsville	1 10	106 N	Coastal Caro.	2 5
			41 A	Illinois St.	0 1	78 H	Central Ark.	0 2	124 N	Rutgers	0 3
			49 N	Lipscomb	2 4	79 A	Georgia Tech	7 8	132 A	Chattanooga	8 0
						87 A	Drake	6 2	134 A	UTSA	4 8
						87 A	Drake	3 2	134 A	UTSA	10 2
						87 A	Drake	5 13	148 N	Boise St.	6 0
						91 N	Iowa St.	8 6	159 H	UMKC	1 2
						96 A	Southern Ill.	5 7	159 H	UMKC	2 7
						96 A	Southern Ill.	1 7	163 A	Memphis	3 5
						96 A	Southern Ill.	4 5	163 A	Memphis	16 5
									166 H	UNI	8 2
									166 H	UNI	3 4
									181 N	Tennessee Tech	0 2
									200 N	Boston College	10 7
									217 N	Butler	5 2
									229 A	Indiana St.	4 2
									229 A	Indiana St.	9 5
									229 A	Indiana St.	7 9
									237 A	Southeast Mo. St.	2 3
									237 A	Southeast Mo. St.	2 1
									255 N	Toledo	9 1
			LAST 10 GAMES								
			96 A	Southern Ill.	4 5	41 A	Illinois St.	0 1			
			96 A	Southern Ill.	1 7	41 A	Illinois St.	7 4			
			96 A	Southern Ill.	5 7	18 H	Missouri	0 12			
			78 H	Central Ark.	0 2	18 H	Missouri	0 7			
			41 A	Illinois St.	1 9	87 A	Drake	5 13			

Non-Div. I Games:

Missouri St.

Average RPI Win: 212		WON-LOST RECORD	WINNING PCT. RANK	LAST 10 GAMES	STRENGTH OF SCHEDULE	OPP. STRENGTH OF SCHEDULE	TEAM RPI	ADJ RPI	CONF. RPI	ADJ CONF. RPI			
Average RPI Loss: 178													
DIV. I ONLY		19-18-0	.51351 130	5-5-0	209	267	186	.46649 187	28	28			
DIV. I NON-CONF.		14-11-0	.56 100	2-0-0	213	252	160	.48391 161	28	28			
TOTALS		RPI 1-25	RPI 26-50	W-L RECORDS	RPI 51-100	RPI 101-150	RPI 150+						
19-18-0	0-0-0	0-0-0	OVERALL	3-6-0	1-0-0	15-12-0							
5-3-0	0-0-0	0-0-0	HOME	2-0-0	0-0-0	3-3-0							
7-7-0	0-0-0	0-0-0	AWAY	0-1-0	0-0-0	7-6-0							
7-8-0	0-0-0	0-0-0	NEUTRAL	1-5-0	1-0-0	5-3-0							
14-11-0	0-0-0	0-0-0	NON-CONFERENCE	3-6-0	1-0-0	10-5-0							
3-1-0	0-0-0	0-0-0	HOME	2-0-0	0-0-0	1-1-0							
4-2-0	0-0-0	0-0-0	AWAY	0-1-0	0-0-0	4-1-0							
7-8-0	0-0-0	0-0-0	NEUTRAL	1-5-0	1-0-0	5-3-0							
5-7-0	0-0-0	0-0-0	CONFERENCE	0-0-0	0-0-0	5-7-0							
2-2-0	0-0-0	0-0-0	HOME	0-0-0	0-0-0	2-2-0							
3-5-0	0-0-0	0-0-0	AWAY	0-0-0	0-0-0	3-5-0							
0-0-0	0-0-0	0-0-0	NEUTRAL	0-0-0	0-0-0	0-0-0							
RPI S	Opponent	Score	RPI S	Opponent	Score	RPI S	Opponent	Score	RPI S	Opponent	Score		
					64 N Creighton	0 4	107 N Robert Morris	5 0					
					65 A Auburn	0 8	177 N Austin Peay	10 3					
					75 H Delaware	4 3	193 H Marist	0 1					
					75 H Delaware	7 0	193 H Marist	3 0					
					75 N Delaware	1 11	193 N Marist	1 10					
					75 N Delaware	4 2	195 A Lehigh	5 4					
					83 N Eastern Ill.	1 10	195 A Lehigh	2 3					
					87 N Furman	2 4	195 A Lehigh	5 6					
					94 N Kent St.	2 5	195 A Lehigh	0 2					
							217 N Butler	0 2					
							221 N East Tenn. St.	10 1					
							241 N Green Bay	5 3					
							250 A Norfolk St.	6 8					
							252 H Colgate	2 3					
							252 H Colgate	2 7					
							252 H Colgate	4 3					
							252 H Colgate	5 3					
							256 N Youngstown St.	10 3					
							258 A Holy Cross	1 2					
							258 A Holy Cross	2 7					
							258 A Holy Cross	3 1					
							258 A Holy Cross	4 2					
							272 N Wagner	12 6					
							277 A Rider	11 3					
							277 A Rider	4 2					
							277 N Rider	3 4					
							288 A Saint Peter's	8 1					
LAST 10 GAMES			195 A Lehigh			2 3	258 A Holy Cross			1 2	272 N Wagner		12 6
			195 A Lehigh			5 4	258 A Holy Cross			3 1	277 A Rider		11 3
			195 A Lehigh			5 6	258 A Holy Cross			4 2	277 A Rider		4 2
			195 A Lehigh			0 2	75 H Delaware			4 3	277 N Rider		3 4
			258 A Holy Cross			2 7	75 H Delaware			7 0	288 A Saint Peter's		8 1

Non-Div. I Games:

Army

RPI	S	Opponent	Score	
288	A	Saint Peter's	10	0

A
r
m
y

A
r
m
y

Army

Average RPI Win: 197		WON-LOST	WINNING	LAST 10	STRENGTH OF	OPP. STRENGTH	TEAM	ADJ	CONF.	ADJ CONF.					
Average RPI Loss: 109		RECORD	PCT. RANK	GAMES	SCHEDULE	OF SCHEDULE	RPI	RPI	RPI	RPI					
DIV. I ONLY		14-26-0	.35	221	3-7-0	103	209	191	.46593	188	14	15			
DIV. I NON-CONF.		10-15-0	.4	194	0-3-0	126	223	182	.47162	181	14	14			
<hr/>															
TOTALS		RPI 1-25		RPI 26-50		W-L RECORDS		RPI 51-100		RPI 101-150		RPI 150+			
14-26-0		0-0-0		1-3-0		OVERALL		1-9-0		2-10-0		10-4-0			
11-10-0		0-0-0		0-1-0		HOME		1-5-0		1-3-0		9-1-0			
3-11-0		0-0-0		1-2-0		AWAY		0-2-0		1-6-0		1-1-0			
0-5-0		0-0-0		0-0-0		NEUTRAL		0-2-0		0-1-0		0-2-0			
10-15-0		0-0-0		1-3-0		NON-CONFERENCE		0-4-0		1-5-0		8-3-0			
8-4-0		0-0-0		0-1-0		HOME		0-0-0		1-3-0		7-0-0			
2-6-0		0-0-0		1-0-		AWAY		0-2-0		0-1-0		1-1-0			
0-5-0		0-0-0		0-0-0		NEUTRAL		0-2-0		0-1-0		0-2-0			
4-11-0		0-0-0		0-0-0		CONFERENCE		1-5-0		1-5-0		2-1-0			
3-6-0		0-0-0		0-0-0		HOME		1-5-0		0-0-0		2-1-0			
1-5-0		0-0-0		0-0-0		AWAY		0-0-0		1-5-0		0-0-0			
0-0-0		0-0-0		0-0-0		NEUTRAL		0-0-0		0-0-0		0-0-0			
RPI	S	Opponent	Score	RPI	S	Opponent	Score	RPI	S	Opponent	Score				
				27	H	Virginia Tech	1 2	59	A	Jacksonville	2 7	104	A	Appalachian St.	5 8
				35	A	North Carolina	0 6	59	A	Jacksonville	1 11	104	A	Appalachian St.	1 7
				39	A	Georgia	5 2	60	N	Ohio St.	2 10	104	A	Appalachian St.	3 7
				39	A	Georgia	0 8	80	H	Ga. Southern	5 8	108	H	Longwood	4 6
								80	H	Ga. Southern	4 6	108	H	Longwood	1 8
								80	H	Ga. Southern	2 5	120	H	East Carolina	6 3
								91	N	Iowa St.	1 12	122	A	Col. of Charleston	3 4
								92	H	UNC Greensboro	1 5	122	A	Col. of Charleston	5 4
								92	H	UNC Greensboro	2 10	122	A	Col. of Charleston	3 7
								92	H	UNC Greensboro	8 5	136	A	Fla. Atlantic	3 5
												138	N	Winthrop	1 4
												140	H	Campbell	5 7
												173	A	Charlotte	0 8
												173	A	Charlotte	5 2
												184	H	Temple	8 3
												208	N	Dartmouth	3 4
												220	H	Western Caro.	7 1
												220	H	Western Caro.	1 2
												220	H	Western Caro.	4 1
												231	H	Hampton	8 2
												244	N	Bethune-Cookman	4 5
												253	H	Manhattan	8 7
												253	H	Manhattan	10 5
												281	H	N.C. Central	6 3
												288	H	Saint Peter's	10 0
												288	H	Saint Peter's	13 3
<hr/>															
LAST 10 GAMES															
				220	H	Western Caro.	4 1	104	A	Appalachian St.	3 7	253	H	Manhattan	10 5
				220	H	Western Caro.	7 1	104	A	Appalachian St.	5 8	281	H	N.C. Central	6 3
				220	H	Western Caro.	1 2	108	H	Longwood	1 8	288	H	Saint Peter's	10 0
				35	A	North Carolina	0 6	108	H	Longwood	4 6	288	H	Saint Peter's	13 3
				104	A	Appalachian St.	1 7	92	H	UNC Greensboro	8 5				

Non-Div. I Games:

Elon

Average RPI Win:		203	WON-LOST RECORD		WINNING PCT. RANK	LAST 10 GAMES		STRENGTH OF SCHEDULE		OPP. STRENGTH OF SCHEDULE	TEAM RPI	ADJ RPI	CONF. RPI	ADJ CONF. RPI			
DIV. I ONLY			14-21-0		.4	200		3-7-0		150	185	187	.46577	189	10	10	
DIV. I NON-CONF.			12-12-0		.5	137		2-1-0		152	231	150	.48787	154	9	9	
TOTALS		RPI 1-25		RPI 26-50		W-L RECORDS		RPI 51-100		RPI 101-150		RPI 150+					
14-21-0		0-1-0		0-6-0		OVERALL		0-4-0		3-4-0		11-6-0					
2-6-0		0-0-0		0-3-0		HOME		0-0-0		1-2-0		1-1-0					
5-7-0		0-0-0		0-2-0		AWAY		0-1-0		1-1-0		4-3-0					
7-8-0		0-1-0		0-1-0		NEUTRAL		0-3-0		1-1-0		6-2-0					
12-12-0		0-1-0		0-1-0		NON-CONFERENCE		0-4-0		2-2-0		10-4-0					
1-1-0		0-0-0		0-0-0		HOME		0-0-0		0-0-0		1-1-0					
4-3-0		0-0-0		0-0-		AWAY		0-1-0		1-1-0		3-1-0					
7-8-0		0-1-0		0-1-0		NEUTRAL		0-3-0		1-1-0		6-2-0					
2-9-0		0-0-0		0-5-0		CONFERENCE		0-0-0		1-2-0		1-2-0					
1-5-0		0-0-0		0-3-0		HOME		0-0-0		1-2-0		0-0-0					
1-4-0		0-0-0		0-2-0		AWAY		0-0-0		0-0-0		1-2-0					
0-0-0		0-0-0		0-0-0		NEUTRAL		0-0-0		0-0-0		0-0-0					
RPI	S	Opponent		Score		RPI	S	Opponent		Score		RPI	S	Opponent		Score	
17	N	South Ala.		0 8		40	N	San Diego St.		0 9		51	N	Texas Tech		4 7	
						44	A	DePaul		5 18		59	A	Jacksonville		2 10	
						44	A	DePaul		4 5		75	N	Delaware		2 5	
						48	H	Notre Dame		2 10		99	N	Colorado St.		1 3	
						48	H	Notre Dame		1 10							
						48	H	Notre Dame		2 10							
	</																

Non-Div. I Games:

Seton Hall

Average RPI Win:	165	WON-LOST	WINNING	LAST 10	STRENGTH OF	OPP. STRENGTH	TEAM	ADJ	CONF.	ADJ CONF.		
Average RPI Loss:	105	RECORD	PCT. RANK	GAMES	SCHEDULE	OF SCHEDULE	RPI	RPI	RPI	RPI		
DIV. I ONLY		13-25-0	.34211	226	6-4-0	123	141	198	.46571	190	21	21
DIV. I NON-CONF.		5-17-0	.22727	260	1-0-0	62	22	193	.46814	186	20	19
<hr/>												
TOTALS	RPI 1-25	RPI 26-50		W-L RECORDS		RPI 51-100		RPI 101-150		RPI 150+		
13-25-0	0-5-0	1-3-0		OVERALL		0-2-0		5-10-0		7-5-0		
8-7-0	0-0-0	1-1-0		HOME		0-0-0		2-3-0		5-3-0		
4-9-0	0-2-0	0-0-0		AWAY		0-0-0		2-5-0		2-2-0		
1-9-0	0-3-0	0-2-0		NEUTRAL		0-2-0		1-2-0		0-0-0		
<hr/>												
5-17-0	0-5-0	1-3-0		NON-CONFERENCE		0-2-0		4-7-0		0-0-0		
3-4-0	0-0-0	1-1-0		HOME		0-0-0		2-3-0		0-0-0		
1-4-0	0-2-0	0-0-		AWAY		0-0-0		1-2-0		0-0-0		
1-9-0	0-3-0	0-2-0		NEUTRAL		0-2-0		1-2-0		0-0-0		
<hr/>												
8-8-0	0-0-0	0-0-0		CONFERENCE		0-0-0		1-3-0		7-5-0		
5-3-0	0-0-0	0-0-0		HOME		0-0-0		0-0-0		5-3-0		
3-5-0	0-0-0	0-0-0		AWAY		0-0-0		1-3-0		2-2-0		
0-0-0	0-0-0	0-0-0		NEUTRAL		0-0-0		0-0-0		0-0-0		
<hr/>												
RPI S	Opponent	Score		RPI S	Opponent	Score		RPI S	Opponent	Score		
12 N	Texas A&M	1	7	36 H	Oregon St.	10	7	72 N	Long Beach St.	1	5	
16 A	Stanford	0	7	36 H	Oregon St.	3	13	85 N	McNeese St.	2	4	
16 A	Stanford	0	12	36 N	Oregon St.	0	8					
22 N	Iowa	3	5	46 N	Northwestern	0	5					
25 N	Wisconsin	4	11									
<hr/>												
				LAST 10 GAMES								
				191 A San Diego 0 5				261 H Santa Clara 4 2				
				191 A San Diego 3 2				261 H Santa Clara 3 6				
				191 A San Diego 2 3				261 H Santa Clara 3 1				
				191 A San Diego 2 0				261 H Santa Clara 3 6				
				191 A San Diego 2 0				261 H Santa Clara 4 2				
				109 H Fresno St. 5 4				261 H Santa Clara 5 4				
<hr/>												

Non-Div. I Games:

CSU Bakersfield

Average RPI Win: 188		WON-LOST	WINNING	LAST 10	STRENGTH OF		OPP. STRENGTH	TEAM	ADJ	CONF.	ADJ CONF.
Average RPI Loss: 131		RECORD	PCT. RANK	GAMES	SCHEDULE		OF SCHEDULE	RPI	RPI	RPI	RPI
DIV. I ONLY		19-21-0	.475	148	224		165	190	.46562	191	21
DIV. I NON-CONF.		15-13-0	.53571	119	173		210	140	.49554	142	20
TOTALS		RPI 1-25	RPI 26-50		W-L RECORDS		RPI 51-100		RPI 101-150		RPI 150+
19-21-0	0-2-0	0-1-0		OVERALL		1-1-0		3-10-0		15-7-0	
7-14-0	0-1-0	0-0-0		HOME		1-1-0		0-8-0		6-4-0	
3-5-0	0-0-0	0-1-0		AWAY		0-0-0		0-1-0		3-3-0	
9-2-0	0-1-0	0-0-0		NEUTRAL		0-0-0		3-1-0		6-0-0	
15-13-0	0-2-0	0-1-0		NON-CONFERENCE		1-1-0		3-6-0		11-3-0	
5-8-0	0-1-0	0-0-0		HOME		1-1-0		0-4-0		4-2-0	
1-3-0	0-0-0	0-0-0		AWAY		0-0-0		0-1-0		1-1-0	
9-2-0	0-1-0	0-0-0		NEUTRAL		0-0-0		3-1-0		6-0-0	
4-8-0	0-0-0	0-0-0		CONFERENCE		0-0-0		0-4-0		4-4-0	
2-6-0	0-0-0	0-0-0		HOME		0-0-0		0-4-0		2-2-0	
2-2-0	0-0-0	0-0-0		AWAY		0-0-0		0-0-0		2-2-0	
0-0-0	0-0-0	0-0-0		NEUTRAL		0-0-0		0-0-0		0-0-0	
RPI S	Opponent	Score		RPI S	Opponent	Score		RPI S	Opponent	Score	
18 N	Missouri	0	5	40 A	San Diego St.	1	3	85 H	McNeese St.	2	0
19 H	UCLA	0	8					85 H	McNeese St.	1	3
								109 H	Fresno St.	1	8
								109 N	Fresno St.	2	1
								109 N	Fresno St.	8	7
								111 A	UC Santa Barbara	2	3
								111 H	UC Santa Barbara	4	5
								112 H	New Mexico	1	2
								127 H	BYU	1	2
								127 H	BYU	1	9
								127 H	BYU	0	3
								127 H	BYU	0	5
								148 H	Boise St.	3	5
								148 N	Boise St.	8	6
								148 N	Boise St.	0	1
								152 A	St. Mary's (CA)	4	1
								152 A	St. Mary's (CA)	0	2
								152 A	St. Mary's (CA)	4	2
								152 A	St. Mary's (CA)	1	4
								169 N	Fairfield	3	2
								190 H	CSU Bakersfield	2	3
								190 H	CSU Bakersfield	5	0
								190 H	CSU Bakersfield	3	2
								190 H	CSU Bakersfield	0	2
								193 N	Marist	3	2
								199 N	Harvard	2	1
								205 A	UC Riverside	1	4
								205 A	UC Riverside	5	0
								209 H	Bryant	0	1
LAST 10 GAMES				190 H	CSU Bakersfield	5	0	152 A	St. Mary's (CA)	0	2
				190 H	CSU Bakersfield	2	3	152 A	St. Mary's (CA)	4	2
				190 H	CSU Bakersfield	3	2	152 A	St. Mary's (CA)	1	4
				190 H	CSU Bakersfield	0	2	152 A	St. Mary's (CA)	4	1
				40 A	San Diego St.	1	3	127 H	BYU	0	5

Non-Div. I Games:

San Diego

RPI	S	Opponent	Score	
209	N	Bryant	5	1
214	N	Buffalo	6	0
236	H	Utah St.	4	3
242	H	South Dakota St.	5	1
242	H	South Dakota St.	0	1
242	H	South Dakota St.	3	1
260	H	Iona	10	4
262	N	Weber St.	2	0

San Diego

[illegible]

Non-Div. I Games:

George Washington

RPI	S	Opponent	Score	
260	N	Iona	1	5
267	H	St. Bonaventure	7	5
267	H	St. Bonaventure	8	0

George Washington

G
e
o
r
g
e
W
a
s
h
i
n
g
t
o
n

G
e
o
r
g
e
W
a
s
h
i
n
g
t
o
n

Average RPI Win: 238		WON-LOST RECORD	WINNING PCT. RANK		LAST 10 GAMES	STRENGTH OF SCHEDULE	OPP. STRENGTH OF SCHEDULE	TEAM RPI	ADJ RPI	CONF. RPI	ADJ CONF. RPI				
Average RPI Loss: 134															
DIV. I ONLY		15-17-0	.46875	158	7-3-0	192	252	197	.4628	193	29	29			
DIV. I NON-CONF.		11-15-0	.42308	183	3-1-0	185	253	202	.45823	197	29	29			
<hr/>															
TOTALS		RPI 1-25		RPI 26-50		W-L RECORDS		RPI 51-100		RPI 101-150		RPI 150+			
15-17-0		0-0-0		0-3-0		OVERALL		0-5-0		0-2-0		15-7-0			
4-0-0		0-0-0		0-0-0		HOME		0-0-0		0-0-0		4-0-0			
7-10-0		0-0-0		0-2-0		AWAY		0-1-0		0-2-0		7-5-0			
4-7-0		0-0-0		0-1-0		NEUTRAL		0-4-0		0-0-0		4-2-0			
<hr/>															
11-15-0		0-0-0		0-3-0		NON-CONFERENCE		0-5-0		0-2-0		11-5-0			
2-0-0		0-0-0		0-0-0		HOME		0-0-0		0-0-0		2-0-0			
5-8-0		0-0-0		0-0-		AWAY		0-1-0		0-2-0		5-3-0			
4-7-0		0-0-0		0-1-0		NEUTRAL		0-4-0		0-0-0		4-2-0			
<hr/>															
4-2-0		0-0-0		0-0-0		CONFERENCE		0-0-0		0-0-0		4-2-0			
2-0-0		0-0-0		0-0-0		HOME		0-0-0		0-0-0		2-0-0			
2-2-0		0-0-0		0-0-0		AWAY		0-0-0		0-0-0		2-2-0			
0-0-0		0-0-0		0-0-0		NEUTRAL		0-0-0		0-0-0		0-0-0			
<hr/>															
RPI	S	Opponent	Score	RPI	S	Opponent	Score	RPI	S	Opponent	Score				
				31	A	Hofstra	3 9	51	N	Texas Tech	0 6	126	A	Utah Valley	3 4
				31	A	Hofstra	0 1	67	N	San Jose St.	0 4	127	A	BYU	6 11
				50	N	Ball St.	5 15	75	N	Delaware	3 5	169	H	Fairfield	3 1
								99	A	Colorado St.	0 17	169	H	Fairfield	3 2
								100	N	UNLV	0 1	187	A	Army	1 0
												187	A	Army	0 3
												187	N	Army	10 1
												189	A	Seton Hall	4 5
												189	A	Seton Hall	4 3
												191	N	San Diego	2 3
												209	N	Bryant	3 5
												234	A	Canisius	10 2
												234	A	Canisius	4 6
												250	A	Norfolk St.	6 8
												250	A	Norfolk St.	11 2
												259	N	Columbia	8 0
												265	N	Rhode Island	6 0
												265	N	Rhode Island	7 0
												269	A	Niagara	2 3
												269	A	Niagara	7 5
												278	H	Lafayette	8 0
												278	H	Lafayette	5 2
												284	A	Coppin St.	8 2
												286	A	UMBC	7 6
<hr/>															
LAST 10 GAMES															
				269	A	Niagara	7 5	278	H	Lafayette	8 0	284	A	Coppin St.	8 2
				269	A	Niagara	2 3	169	H	Fairfield	3 2	286	A	UMBC	7 6
				234	A	Canisius	10 2	169	H	Fairfield	3 1				
				234	A	Canisius	4 6	189	A	Seton Hall	4 5				
				278	H	Lafayette	5 2	189	A	Seton Hall	4 3				

Non-Div. I Games:

Marist

I
d
a
h
o
s
t

Idaho St.

RPI	S	Opponent	Score	
262	H	Weber St.	9	3
262	H	Weber St.	7	2
262	H	Weber St.	9	6

Idaho St.

I
d
a
h
o
s
t
.

I
d
a
h
o
s
t
.

L
e
h
i
g
h

Lehigh

RPI	S	Opponent	Score	
278	H	Lafayette	9	1
278	H	Lafayette	5	0
278	H	Lafayette	1	2
278	H	Lafayette	6	1
288	N	Saint Peter's	13	2

Lehigh

L
e
h
i
g
h

L
e
h
i
g
h

Average RPI Win:	147	WON-LOST RECORD	WINNING PCT. RANK	LAST 10 GAMES	STRENGTH OF SCHEDULE	OPP. STRENGTH OF SCHEDULE	TEAM RPI	ADJ RPI	CONF. RPI	ADJ CONF. RPI	
DIV. I ONLY		11-28-1	.2875 250	4-6-0	83	116	196	.46171 196	10	10	
DIV. I NON-CONF.		8-20-1	.2931 238	2-0-0	112	155	208	.45146 207	9	9	
<hr/>											
TOTALS	RPI 1-25	RPI 26-50		W-L RECORDS	RPI 51-100		RPI 101-150		RPI 150+		
11-28-1	1-5-0	0-2-0		OVERALL	2-7-1		2-4-0		6-10-0		
4-4-0	0-3-0	0-0-0		HOME	0-0-0		0-0-0		4-1-0		
4-15-0	0-2-0	0-2-0		AWAY	2-3-0		2-4-0		0-4-0		
3-9-1	1-0-0	0-0-0		NEUTRAL	0-4-1		0-0-0		2-5-0		
<hr/>											
8-20-1	1-2-0	0-0-0		NON-CONFERENCE	2-7-1		1-2-0		4-9-0		
2-0-0	0-0-0	0-0-0		HOME	0-0-0		0-0-0		2-0-0		
3-11-0	0-2-0	0-0-		AWAY	2-3-0		1-2-0		0-4-0		
3-9-1	1-0-0	0-0-0		NEUTRAL	0-4-1		0-0-0		2-5-0		
<hr/>											
3-8-0	0-3-0	0-2-0		CONFERENCE	0-0-0		1-2-0		2-1-0		
2-4-0	0-3-0	0-0-0		HOME	0-0-0		0-0-0		2-1-0		
1-4-0	0-0-0	0-2-0		AWAY	0-0-0		1-2-0		0-0-0		
0-0-0	0-0-0	0-0-0		NEUTRAL	0-0-0		0-0-0		0-0-0		
<hr/>											
RPI S	Opponent	Score	RPI S	Opponent	Score	RPI S	Opponent	Score	RPI S	Opponent	Score
5 A	Alabama	1 9	42 A	South Fla.	0 4	60 N	Ohio St.	0 4	110 A	Maryland	2 3
5 A	Alabama	4 12	42 A	South Fla.	2 5	62 A	Pacific	2 7	120 A	East Carolina	0 1
13 H	Louisville	0 8				63 N	Saint Joseph's	1 4	120 A	East Carolina	9 5
13 H	Louisville	0 15				63 N	Saint Joseph's	8 8	121 A	Pittsburgh	2 3
13 H	Louisville	4 6				67 A	San Jose St.	7 3	121 A	Pittsburgh	3 6
22 N	Iowa	3 1				67 A	San Jose St.	1 3	121 A	Pittsburgh	5 3
						80 A	Ga. Southern	1 5	156 N	Binghamton	3 6
						80 A	Ga. Southern	4 3	172 N	Radford	6 2
						91 N	Iowa St.	9 11	181 N	Tennessee Tech	3 4
						91 N	Iowa St.	1 11	182 N	Akron	2 4
									182 N	Akron	6 0
									182 N	Akron	1 14
									189 H	Seton Hall	4 2
									189 H	Seton Hall	0 10
									189 H	Seton Hall	11 3
									192 A	George Washington	1 4
									212 H	LIU Brooklyn	7 5
									223 N	Drexel	6 11
									253 A	Manhattan	2 3
									253 A	Manhattan	0 2
									260 H	Iona	9 1
									261 A	Santa Clara	2 3
<hr/>											
LAST 10 GAMES											
260 H	Iona	9 1	42 A	South Fla.	0 4						
212 H	LIU Brooklyn	7 5	42 A	South Fla.	2 5						
13 H	Louisville	0 8	189 H	Seton Hall	4 2						
13 H	Louisville	4 6	189 H	Seton Hall	11 3						
13 H	Louisville	0 15	189 H	Seton Hall	0 10						

Non-Div. I Games:




St. John's (NY)

[illegible]

Non-Div. I Games:

Boston U.

E
a
s
t
e
r
n
M
i
c
h
.

 Tie,  Loss,  Non-Conf, S Site, H Home, A Away, N Neutral Page 250

Harvard

Harvard

Average RPI Win:		186	WON-LOST RECORD		WINNING PCT. RANK	LAST 10 GAMES		STRENGTH OF SCHEDULE		OPP. STRENGTH OF SCHEDULE	TEAM RPI	ADJ RPI	CONF. RPI	ADJ CONF. RPI						
Average RPI Loss:		95																		
DIV. I ONLY			10-26-0		.27778	253	1-9-0		85	105	199	.4602	200	5	5					
DIV. I NON-CONF.			9-15-0		.375	202	1-3-0		172	197	204	.45503	202	5	5					
TOTALS		RPI 1-25		RPI 26-50		W-L RECORDS		RPI 51-100		RPI 101-150		RPI 150+								
10-26-0		0-2-0		0-10-0		OVERALL		0-2-0		3-3-0		7-9-0								
0-5-0		0-0-0		0-3-0		HOME		0-0-0		0-0-0		0-2-0								
4-10-0		0-0-0		0-6-0		AWAY		0-0-0		2-2-0		2-2-0								
6-11-0		0-2-0		0-1-0		NEUTRAL		0-2-0		1-1-0		5-5-0								
9-15-0		0-2-0		0-1-0		NON-CONFERENCE		0-2-0		2-1-0		7-9-0								
0-2-0		0-0-0		0-0-0		HOME		0-0-0		0-0-0		0-2-0								
3-2-0		0-0-0		0-0-		AWAY		0-0-0		1-0-0		2-2-0								
6-11-0		0-2-0		0-1-0		NEUTRAL		0-2-0		1-1-0		5-5-0								
1-11-0		0-0-0		0-9-0		CONFERENCE		0-0-0		1-2-0		0-0-0								
0-3-0		0-0-0		0-3-0		HOME		0-0-0		0-0-0		0-0-0								
1-8-0		0-0-0		0-6-0		AWAY		0-0-0		1-2-0		0-0-0								
0-0-0		0-0-0		0-0-0		NEUTRAL		0-0-0		0-0-0		0-0-0								
RPI	S	Opponent		Score		RPI	S	Opponent		Score		RPI	S	Opponent		Score				
4	N	Oregon		0	8	26	A	Florida St.		0	4	57	N	SIU Edwardsville		4	5			
10	N	Michigan		2	14	26	A	Florida St.		3	7	73	N	Syracuse		0	10			
						26	A	Florida St.		0	10					105	A	Virginia	3	2
						27	H	Virginia Tech		3	11					105	A	Virginia	2	3
						27	H	Virginia Tech		4	5					105	A	Virginia	1	4
						27	H	Virginia Tech		1	4					108	N	Longwood	5	2
						35	A	North Carolina		4	10					124	N	Rutgers	6	15
						35	A	North Carolina		4	10					132	A	Chattanooga	6	1
						35	A	North Carolina		0	5					154	N	Georgetown	5	6
						48	N	Notre Dame		3	14					162	A	Massachusetts	7	8
																162	H	Massachusetts	4	7
																168	N	Ohio	6	8
																172	N	Radford	4	3
																184	N	Temple	4	6
																186	N	Missouri St.	7	10
																197	A	Boston U.	1	3
																202	N	Miami (OH)	6	5
																203	N	Cornell	6	8
																208	A	Dartmouth	19	6
																209	A	Bryant	4	3
																212	N	LIU Brooklyn	7	4
																252	N	Colgate	7	5
																255	N	Toledo	13	4
																268	H	Maine	5	11
LAST 10 GAMES																				
						27	H	Virginia Tech		3	11	162	H	Massachusetts		4	7			
						27	H	Virginia Tech		1	4	26	A	Florida St.		3	7			
						27	H	Virginia Tech		4	5	26	A	Florida St.		0	10			
						268	H	Maine		5	11	26	A	Florida St.		0	4			
						208	A	Dartmouth		19	6	197	A	Boston U.		1	3			

Non-Div. I Games:

Boston College

Average RPI Win: 189		WON-LOST RECORD		WINNING PCT. RANK		LAST 10 GAMES		STRENGTH OF SCHEDULE		OPP. STRENGTH OF SCHEDULE		TEAM RPI		ADJ RPI		CONF. RPI		ADJ CONF. RPI					
DIV. I ONLY		13-25-0		.34211 226		2-8-0		110		204		206		.46015 201		17		17					
DIV. I NON-CONF.		10-12-0		.45455 162		1-2-0		205		194		187		.46891 184		17		18					
TOTALS		RPI 1-25		RPI 26-50		W-L RECORDS		RPI 51-100		RPI 101-150		RPI 150+											
13-25-0		0-1-0		1-2-0		OVERALL		1-12-0		1-0-0		10-10-0											
5-12-0		0-0-0		0-0-0		HOME		0-7-0		0-0-0		5-5-0											
5-8-0		0-0-0		0-2-0		AWAY		0-4-0		0-0-0		5-2-0											
3-5-0		0-1-0		1-0-0		NEUTRAL		1-1-0		1-0-0		0-3-0											
10-12-0		0-1-0		1-2-0		NON-CONFERENCE		1-3-0		1-0-0		7-6-0											
3-5-0		0-0-0		0-0-0		HOME		0-2-0		0-0-0		3-3-0											
4-2-0		0-0-0		0-0-		AWAY		0-0-0		0-0-0		4-0-0											
3-5-0		0-1-0		1-0-0		NEUTRAL		1-1-0		1-0-0		0-3-0											
3-13-0		0-0-0		0-0-0		CONFERENCE		0-9-0		0-0-0		3-4-0											
2-7-0		0-0-0		0-0-0		HOME		0-5-0		0-0-0		2-2-0											
1-6-0		0-0-0		0-0-0		AWAY		0-4-0		0-0-0		1-2-0											
0-0-0		0-0-0		0-0-0		NEUTRAL		0-0-0		0-0-0		0-0-0											
RPI	S	Opponent		Score		RPI	S	Opponent		Score		RPI	S	Opponent		Score		RPI	S	Opponent		Score	
25	N	Wisconsin		0	7	28	N	Mississippi St.		4	3	57	A	SIU Edwardsville		0	2	139	N	Ill.-Chicago		8	1
						49	A	Lipscomb		1	7	57	A	SIU Edwardsville		0	5	156	H	Jacksonville St.		2	3
						49	A	Lipscomb		3	4	69	H	Ole Miss		2	10	156	H	Jacksonville St.		7	5
												74	H	UT Martin		2	8	159	N	UMKC		3	4
												74	H	UT Martin		5	11	160	N	Nicholls St.		2	3
												78	H	Central Ark.		1	3	163	H	Memphis		0	2
												83	A	Eastern Ill.		2	4	163	H	Memphis		7	0
												83	A	Eastern Ill.		4	8	167	N	Samford		4	5
												92	N	UNC Greensboro		0	1	170	H	Western Ill.		2	10
												92	N	UNC Greensboro		1	0	171	H	Valparaiso		2	1
												95	H	Eastern Ky.		4	7	181	A	Tennessee Tech		4	1
												95	H	Eastern Ky.		0	2	181	A	Tennessee Tech		4	7
												95	H	Eastern Ky.		7	12	181	A	Tennessee Tech		2	3
																		210	H	Jackson St.		7	4
																		237	H	Southeast Mo. St.		12	11
																		237	H	Southeast Mo. St.		1	3
																		245	H	UTEP		5	11
																		263	A	Alabama St.		10	0
																		263	A	Alabama St.		7	0
																		279	A	Alabama A&M		6	1
																		279	A	Alabama A&M		10	4
LAST 10 GAMES																							
						181	A	Tennessee Tech		4	7	57	A	SIU Edwardsville		0	5						
						181	A	Tennessee Tech		4	1	57	A	SIU Edwardsville		0	2						
						181	A	Tennessee Tech		2	3	83	A	Eastern Ill.		4	8						
						49	A	Lipscomb		1	7	83	A	Eastern Ill.		2	4						
						49	A	Lipscomb		3	4	163	H	Memphis		7	0						

Non-Div. I Games:

Belmont

M
i
a
m
i
(
O
H
)

Miami (OH)

C
o
r
n
e
l
l

Cornell

RPI	S	Opponent	Score	
277	N	Rider	6	5
277	N	Rider	9	1

Cornell

C
o
r
n
e
l
l

C
o
r
n
e
l
l

Average RPI Win:	199	WON-LOST RECORD	WINNING PCT. RANK	LAST 10 GAMES	STRENGTH OF SCHEDULE	OPP. STRENGTH OF SCHEDULE	TEAM RPI	ADJ RPI	CONF. RPI	ADJ CONF. RPI	
DIV. I ONLY	125	12-18-0	.4 200	1-8-0	142	221	192	.45781 204	15	14	
DIV. I NON-CONF.		6-6-0	.5 137	0-0-0	241	251	200	.45311 204	15	15	
<hr/>											
TOTALS	RPI 1-25	RPI 26-50		W-L RECORDS	RPI 51-100		RPI 101-150		RPI 150+		
12-18-0	0-1-0	0-1-0		OVERALL	2-7-0		2-4-0		8-5-0		
4-10-0	0-0-0	0-0-0		HOME	2-4-0		1-4-0		1-2-0		
4-8-0	0-1-0	0-1-0		AWAY	0-3-0		0-0-0		4-3-0		
4-0-0	0-0-0	0-0-0		NEUTRAL	0-0-0		1-0-0		3-0-0		
6-6-0	0-1-0	0-1-0		NON-CONFERENCE	0-0-0		1-2-0		5-2-0		
1-4-0	0-0-0	0-0-0		HOME	0-0-0		0-2-0		1-2-0		
1-2-0	0-1-0	0-0-		AWAY	0-0-0		0-0-0		1-0-0		
4-0-0	0-0-0	0-0-0		NEUTRAL	0-0-0		1-0-0		3-0-0		
6-12-0	0-0-0	0-0-0		CONFERENCE	2-7-0		1-2-0		3-3-0		
3-6-0	0-0-0	0-0-0		HOME	2-4-0		1-2-0		0-0-0		
3-6-0	0-0-0	0-0-0		AWAY	0-3-0		0-0-0		3-3-0		
0-0-0	0-0-0	0-0-0		NEUTRAL	0-0-0		0-0-0		0-0-0		
RPI S Opponent	Score		RPI S Opponent	Score		RPI S Opponent	Score		RPI S Opponent	Score	
3 A Texas	0 5		45 A Houston	0 8		78 H Central Ark.	5 11		134 H UTSA	4 10	
						78 H Central Ark.	13 3		134 H UTSA	2 4	
						78 H Central Ark.	5 1		147 H Southeastern La.	2 14	
						85 H McNeese St.	5 6		147 H Southeastern La.	3 4	
						85 H McNeese St.	0 2		147 H Southeastern La.	10 2	
						85 H McNeese St.	3 5		149 N Louisiana Tech	5 4	
						90 A Sam Houston St.	2 8		160 A Nicholls St.	6 7	
						90 A Sam Houston St.	4 5		160 A Nicholls St.	8 0	
						90 A Sam Houston St.	4 5		160 A Nicholls St.	1 3	
									218 A A&M-Corpus Christi	9 3	
									218 A A&M-Corpus Christi	12 4	
									218 A A&M-Corpus Christi	3 4	
									243 A Texas Southern	3 2	
									243 H Texas Southern	5 8	
									254 H Bucknell	6 1	
									254 H Bucknell	7 9	
									280 N Alcorn	9 0	
									282 N Southern U.	16 1	
									282 N Southern U.	8 0	
<hr/>											
LAST 10 GAMES											
85 H McNeese St.				3 5		90 A Sam Houston St.				4 5	
85 H McNeese St.				5 6		160 A Nicholls St.				1 3	
85 H McNeese St.				0 2		160 A Nicholls St.				8 0	
90 A Sam Houston St.				2 8		160 A Nicholls St.				6 7	
90 A Sam Houston St.				4 5		78 H Central Ark.				5 11	

Non-Div. I Games: Houston-Victoria 7 6 Houston-Victoria 6 9

Houston Baptist

Average RPI Win:	215	WON-LOST	WINNING	LAST 10	STRENGTH OF	OPP. STRENGTH	TEAM	ADJ	CONF.	ADJ CONF.	
Average RPI Loss:	140	RECORD	PCT. RANK	GAMES	SCHEDULE	OF SCHEDULE	RPI	RPI	RPI	RPI	
DIV. I ONLY	19-21-0	.475	148	5-5-0	233	219	209	.45665	206	20	20
DIV. I NON-CONF.	11-13-0	.45833	161	0-2-0	193	238	191	.46584	189	21	21
<hr/>											
TOTALS	RPI 1-25	RPI 26-50		W-L RECORDS		RPI 51-100		RPI 101-150		RPI 150+	
19-21-0	0-0-0	0-2-0		OVERALL		0-6-0		2-4-0		17-9-0	
8-3-0	0-0-0	0-0-0		HOME		0-0-0		0-0-0		8-3-0	
6-11-0	0-0-0	0-1-0		AWAY		0-3-0		2-4-0		4-3-0	
5-7-0	0-0-0	0-1-0		NEUTRAL		0-3-0		0-0-0		5-3-0	
<hr/>											
11-13-0	0-0-0	0-2-0		NON-CONFERENCE		0-6-0		1-1-0		10-4-0	
2-1-0	0-0-0	0-0-0		HOME		0-0-0		0-0-0		2-1-0	
4-5-0	0-0-0	0-0-		AWAY		0-3-0		1-1-0		3-0-0	
5-7-0	0-0-0	0-1-0		NEUTRAL		0-3-0		0-0-0		5-3-0	
<hr/>											
8-8-0	0-0-0	0-0-0		CONFERENCE		0-0-0		1-3-0		7-5-0	
6-2-0	0-0-0	0-0-0		HOME		0-0-0		0-0-0		6-2-0	
2-6-0	0-0-0	0-0-0		AWAY		0-0-0		1-3-0		1-3-0	
0-0-0	0-0-0	0-0-0		NEUTRAL		0-0-0		0-0-0		0-0-0	
<hr/>											
RPI S	Opponent	Score	RPI S	Opponent	Score	RPI S	Opponent	Score	RPI S	Opponent	Score
			42 A	South Fla.	0 5	57 N	SIU Edwardsville	3 4	108 A	Longwood	8 7
			48 N	Notre Dame	2 10	68 A	UCF	0 3	120 A	East Carolina	5 4
						91 N	Iowa St.	1 9	120 A	East Carolina	1 12
						92 A	UNC Greensboro	0 8	140 A	Campbell	2 5
						92 A	UNC Greensboro	4 5	140 A	Campbell	3 4
						95 N	Eastern Ky.	0 4	140 A	Campbell	3 4
									169 N	Fairfield	2 12
									169 N	Fairfield	9 8
									172 A	Radford	3 6
									172 H	Radford	7 0
									172 H	Radford	4 12
									181 N	Tennessee Tech	3 10
									184 N	Temple	6 5
									207 H	Presbyterian	2 1
									207 H	Presbyterian	5 4
									207 H	Presbyterian	8 6
									208 N	Dartmouth	10 4
									216 N	UNC Wilmington	1 3
									222 N	IUPUI	5 2
									224 H	Gardner-Webb	2 4
									224 H	Gardner-Webb	3 1
									224 H	Gardner-Webb	13 5
									230 A	Charleston So.	0 11
									230 A	Charleston So.	15 4
									230 A	Charleston So.	4 6
									230 A	Charleston So.	0 11
									231 H	Hampton	10 1
									231 H	Hampton	8 10
<hr/>											
LAST 10 GAMES											
			224 H	Gardner-Webb	13 5	108 A	Longwood	8 7			
			224 H	Gardner-Webb	2 4	230 A	Charleston So.	15 4			
			224 H	Gardner-Webb	3 1	230 A	Charleston So.	4 6			
			92 A	UNC Greensboro	0 8	230 A	Charleston So.	0 11	231 H	Hampton	10 1
			92 A	UNC Greensboro	4 5	172 H	Radford	7 0	231 H	Hampton	8 10

Non-Div. I Games:

Liberty

RPI	S	Opponent	Score	
253	H	Manhattan	7	0
268	N	Maine	4	3
281	A	N.C. Central	4	1
281	A	N.C. Central	16	3
281	A	N.C. Central	8	4

Liberty

L
i
b
e
r
t
y

L
i
b
e
r
t
y

Average RPI Win: 186		WON-LOST	WINNING	LAST 10	STRENGTH OF		OPP. STRENGTH	TEAM	ADJ	CONF.	ADJ CONF.			
Average RPI Loss: 149		RECORD	PCT. RANK	GAMES	SCHEDULE		OF SCHEDULE	RPI	RPI	RPI	RPI			
DIV. I ONLY		19-23-0	.45238	166	3-7-0		237	182	212	.45363	207	20	20	
DIV. I NON-CONF.		14-13-0	.51852	134	0-1-0		231	177	177	.47511	176	21	21	
TOTALS		RPI 1-25	RPI 26-50		W-L RECORDS		RPI 51-100		RPI 101-150		RPI 150+			
19-23-0		1-2-0	0-3-0		OVERALL		2-2-0		3-3-0		13-13-0			
6-9-0		0-0-0	0-0-0		HOME		1-1-0		1-2-0		4-6-0			
6-9-0		0-1-0	0-2-0		AWAY		1-0-0		2-1-0		3-5-0			
7-5-0		1-1-0	0-1-0		NEUTRAL		0-1-0		0-0-0		6-2-0			
14-13-0		1-2-0	0-3-0		NON-CONFERENCE		2-2-0		0-0-0		11-6-0			
4-3-0		0-0-0	0-0-0		HOME		1-1-0		0-0-0		3-2-0			
3-5-0		0-1-0	0-0-		AWAY		1-0-0		0-0-0		2-2-0			
7-5-0		1-1-0	0-1-0		NEUTRAL		0-1-0		0-0-0		6-2-0			
5-10-0		0-0-0	0-0-0		CONFERENCE		0-0-0		3-3-0		2-7-0			
2-6-0		0-0-0	0-0-0		HOME		0-0-0		1-2-0		1-4-0			
3-4-0		0-0-0	0-0-0		AWAY		0-0-0		2-1-0		1-3-0			
0-0-0		0-0-0	0-0-0		NEUTRAL		0-0-0		0-0-0		0-0-0			
RPI	S	Opponent	Score		RPI	S	Opponent	Score		RPI	S	Opponent	Score	
2	A	Florida	0	11	26	A	Florida St.	0	8	61	A	Georgia St.	16	15
25	N	Wisconsin	5	3	38	A	USC Upstate	1	9	87	H	Furman	3	2
25	N	Wisconsin	0	8	48	N	Notre Dame	5	8	87	H	Furman	5	7
										87	N	Drake	1	9

Non-Div. I Games:

Presbyterian

RPI	S	Opponent	Score	
271	A	N.C. A&T	12	2
271	A	N.C. A&T	0	6
276	N	Oakland	5	13
281	A	N.C. Central	9	1
289	N	Howard	12	1

Presbyterian

P
r
e
s
b
y
t
e
r
i
a
n

P
r
e
s
b
y
t
e
r
i
a
n

Average RPI Win:	203	WON-LOST	WINNING	LAST 10	STRENGTH OF	OPP. STRENGTH	TEAM	ADJ	CONF.	ADJ CONF.	
Average RPI Loss:	185	RECORD	PCT. RANK	GAMES	SCHEDULE	OF SCHEDULE	RPI	RPI	RPI	RPI	
DIV. I ONLY	18-17-0	.51429	127	7-3-0	241	233	201	.45243	208	24	25
DIV. I NON-CONF.	10-13-0	.43478	178	0-1-0	254	216	233	.43187	240	27	27
<hr/>											
TOTALS	RPI 1-25	RPI 26-50		W-L RECORDS		RPI 51-100		RPI 101-150		RPI 150+	
18-17-0	0-0-0	0-0-0		OVERALL		1-2-0		3-4-0		14-11-0	
6-3-0	0-0-0	0-0-0		HOME		0-0-0		0-0-0		6-3-0	
4-8-0	0-0-0	0-0-0		AWAY		0-2-0		1-2-0		3-3-0	
8-6-0	0-0-0	0-0-0		NEUTRAL		1-0-0		2-1-0		5-5-0	
<hr/>											
10-13-0	0-0-0	0-0-0		NON-CONFERENCE		1-2-0		2-3-0		7-8-0	
0-1-0	0-0-0	0-0-0		HOME		0-0-0		0-0-0		0-1-0	
2-6-0	0-0-0	0-0-		AWAY		0-2-0		0-2-0		2-2-0	
8-6-0	0-0-0	0-0-0		NEUTRAL		1-0-0		2-1-0		5-5-0	
<hr/>											
8-4-0	0-0-0	0-0-0		CONFERENCE		0-0-0		1-1-0		7-3-0	
6-2-0	0-0-0	0-0-0		HOME		0-0-0		0-0-0		6-2-0	
2-2-0	0-0-0	0-0-0		AWAY		0-0-0		1-1-0		1-1-0	
0-0-0	0-0-0	0-0-0		NEUTRAL		0-0-0		0-0-0		0-0-0	
<hr/>											
RPI S	Opponent	Score	RPI S	Opponent	Score	RPI S	Opponent	Score	RPI S	Opponent	Score
						52 A	FGCU	2 3	107 N	Robert Morris	3 0
						91 N	Iowa St.	8 7	110 N	Maryland	4 0
						97 A	Stetson	0 7	124 N	Rutgers	5 6
									125 A	Penn	4 1
									125 A	Penn	1 3
									136 A	Fla. Atlantic	1 2
									136 A	Fla. Atlantic	0 5
									183 H	Princeton	7 9
									183 H	Princeton	4 1
									188 N	Elon	4 3
									189 N	Seton Hall	0 5
									192 A	George Washington	3 2
									192 A	George Washington	2 1
									200 H	Boston College	6 19
									203 H	Cornell	6 2
									203 H	Cornell	9 10
									206 N	Liberty	4 10
									215 N	Quinnipiac	4 0
									232 N	Florida A&M	6 2
									240 A	Sacred Heart	6 7
									240 A	Sacred Heart	3 6
									244 N	Bethune-Cookman	1 2
									244 N	Bethune-Cookman	8 4
									244 N	Bethune-Cookman	3 2
									244 N	Bethune-Cookman	6 9
			259 A	Columbia	6 9						
			259 A	Columbia	5 1						
<hr/>											
			LAST 10 GAMES								
			266 H	Brown	5 0	183 H	Princeton	4 1	244 N	Bethune-Cookman	8 4
			266 H	Brown	9 1	183 H	Princeton	7 9	244 N	Bethune-Cookman	3 2
			266 H	Brown	5 1	203 H	Cornell	6 2	244 N	Bethune-Cookman	6 9
			266 H	Brown	10 0	203 H	Cornell	9 10	259 A	Columbia	6 9
			200 H	Boston College	6 19	125 A	Penn	4 1	259 A	Columbia	5 1

Non-Div. I Games:

Dartmouth

RPI	S	Opponent	Score	
265	N	Rhode Island	3	4
266	H	Brown	5	0
266	H	Brown	10	0
266	H	Brown	5	1
266	H	Brown	9	1

Dartmouth

D
a
r
t
m
o
u
t
h

D
a
r
t
m
o
u
t
h

Average RPI Win: 214		WON-LOST	WINNING	LAST 10	STRENGTH OF		OPP. STRENGTH	TEAM	ADJ	CONF.	ADJ CONF.		
Average RPI Loss: 153		RECORD	PCT. RANK	GAMES	SCHEDULE		OF SCHEDULE	RPI	RPI	RPI	RPI		
DIV. I ONLY		14-19-0	.42424	182	5-5-0		207	224	214	.45198	209	23	23
DIV. I NON-CONF.		9-9-0	.5	137	3-0-0		198	209	169	.47821	171	24	24
TOTALS		RPI 1-25	RPI 26-50		W-L RECORDS		RPI 51-100		RPI 101-150		RPI 150+		
14-19-0	0-0-0	0-1-0		OVERALL		1-3-0		2-5-0		11-10-0			
4-2-0	0-0-0	0-0-0		HOME		0-0-0		0-0-0		4-2-0			
7-11-0	0-0-0	0-1-0		AWAY		0-1-0		2-4-0		5-5-0			
3-6-0	0-0-0	0-0-0		NEUTRAL		1-2-0		0-1-0		2-3-0			
9-9-0	0-0-0	0-1-0		NON-CONFERENCE		1-3-0		2-1-0		6-4-0			
1-1-0	0-0-0	0-0-0		HOME		0-0-0		0-0-0		1-1-0			
5-2-0	0-0-0	0-0-		AWAY		0-1-0		2-0-0		3-0-0			
3-6-0	0-0-0	0-0-0		NEUTRAL		1-2-0		0-1-0		2-3-0			
5-10-0	0-0-0	0-0-0		CONFERENCE		0-0-0		0-4-0		5-6-0			
3-1-0	0-0-0	0-0-0		HOME		0-0-0		0-0-0		3-1-0			
2-9-0	0-0-0	0-0-0		AWAY		0-0-0		0-4-0		2-5-0			
0-0-0	0-0-0	0-0-0		NEUTRAL		0-0-0		0-0-0		0-0-0			
RPI S	Opponent	Score	RPI S	Opponent	Score	RPI S	Opponent	Score	RPI S	Opponent	Score		
			40 A	San Diego St.	6 13	51 N	Texas Tech	1 7	103 A	Monmouth	1 7		
						54 N	Kansas	2 10	103 A	Monmouth	5 6		
						65 A	Auburn	0 10	137 A	Albany (NY)	8 3		
						100 N	UNLV	2 1	137 A	Albany (NY)	6 5		
									141 N	Texas-Arlington	1 2		
									146 A	Central Conn. St.	1 8		
									146 A	Central Conn. St.	0 8		
									169 N	Fairfield	1 3		
									180 A	Fairleigh Dickinson	1 3		
									180 A	Fairleigh Dickinson	8 1		
									180 A	Fairleigh Dickinson	1 3		
									191 A	San Diego	1 0		
									191 N	San Diego	1 5		
									193 N	Marist	5 3		
									200 H	Boston College	3 4		
									212 A	LIU Brooklyn	4 12		
									212 A	LIU Brooklyn	7 8		
									229 N	Indiana St.	2 10		
									235 H	Saint Francis (PA)	9 2		
									235 H	Saint Francis (PA)	5 9		
									238 N	Tennessee St.	10 4		
									249 A	Mt. St. Mary's	10 3		
									249 A	Mt. St. Mary's	0 1		
									264 A	Yale	12 7		
									264 A	Yale	10 2		
									266 H	Brown	10 1		
									272 H	Wagner	6 4		
LAST 10 GAMES			180 A	Fairleigh Dickinson	8 1	137 A	Albany (NY)	8 3	249 A	Mt. St. Mary's	10 3		
			180 A	Fairleigh Dickinson	1 3	137 A	Albany (NY)	6 5	264 A	Yale	12 7		
			180 A	Fairleigh Dickinson	1 3	235 H	Saint Francis (PA)	5 9	264 A	Yale	10 2		
			212 A	LIU Brooklyn	4 12	235 H	Saint Francis (PA)	9 2	266 H	Brown	10 1		
			212 A	LIU Brooklyn	7 8	266 H	Brown	10 1	272 H	Wagner	6 4		

Non-Div. I Games:

Bryant

B
r
y
a
n
t

B
r
y
a
n
t

Bryant

Average RPI Win: 222		WON-LOST	WINNING	LAST 10	STRENGTH OF		OPP. STRENGTH	TEAM	ADJ		CONF.	ADJ CONF.		
Average RPI Loss: 122		RECORD	PCT. RANK	GAMES	SCHEDULE		OF SCHEDULE	RPI	RPI		RPI	RPI		
DIV. I ONLY		19-22-0	.46341	160	7-3-0		221	220	205		.45183	210	30	30
DIV. I NON-CONF.		10-21-0	.32258	229	2-2-0		97	174	194		.45752	200	30	30
TOTALS		RPI 1-25	RPI 26-50		W-L RECORDS		RPI 51-100		RPI 101-150		RPI 150+			
19-22-0		0-1-0	0-4-0		OVERALL		2-7-0		2-2-0		15-8-0			
6-7-0		0-0-0	0-2-0		HOME		0-2-0		0-0-0		6-3-0			
7-8-0		0-1-0	0-2-0		AWAY		1-2-0		1-1-0		5-2-0			
6-7-0		0-0-0	0-0-0		NEUTRAL		1-3-0		1-1-0		4-3-0			
10-21-0		0-1-0	0-4-0		NON-CONFERENCE		2-7-0		2-2-0		6-7-0			
6-7-0		0-0-0	0-2-0		HOME		0-2-0		0-0-0		6-3-0			
2-7-0		0-1-0	0-0-		AWAY		1-2-0		1-1-0		0-1-0			
2-7-0		0-0-0	0-0-0		NEUTRAL		1-3-0		1-1-0		0-3-0			
9-1-0		0-0-0	0-0-0		CONFERENCE		0-0-0		0-0-0		9-1-0			
0-0-0		0-0-0	0-0-0		HOME		0-0-0		0-0-0		0-0-0			
5-1-0		0-0-0	0-0-0		AWAY		0-0-0		0-0-0		5-1-0			
4-0-0		0-0-0	0-0-0		NEUTRAL		0-0-0		0-0-0		4-0-0			
RPI	S	Opponent	Score		RPI	S	Opponent	Score		RPI	S	Opponent	Score	
17	A	South Ala.	2	10	28	A	Mississippi St.	0	2	51	A	Texas Tech	0	18
					32	H	Arkansas	2	8	51	A	Texas Tech	4	2
					32	H	Arkansas	0	8	58	H	Neb. Omaha	0	5
					45	A	Houston	2	3	69	N	Ole Miss	2	10
										78	N	Central Ark.	3	7
										78	N	Central Ark.	2	1
										85	N	McNeese St.	4	8
										86	A	Northwestern St.	0	3
										86	H	Northwestern St.	2	5

Average RPI Win: 212		WON-LOST RECORD		WINNING PCT. RANK		LAST 10 GAMES		STRENGTH OF SCHEDULE		OPP. STRENGTH OF SCHEDULE		TEAM RPI		ADJ RPI		CONF. RPI		ADJ CONF. RPI	
DIV. I ONLY		12-30-0		.28571 251		3-7-0		87		213		211		.4518 211		12		12	
DIV. I NON-CONF.		10-20-0		.33333 223		3-1-0		135		235		211		.44769 213		12		13	
TOTALS		RPI 1-25		RPI 26-50		W-L RECORDS		RPI 51-100		RPI 101-150		RPI 150+							
12-30-0		0-0-0		0-4-0		OVERALL		0-10-0		3-10-0		9-6-0							
9-20-0		0-0-0		0-0-0		HOME		0-5-0		2-10-0		7-5-0							
2-8-0		0-0-0		0-0-0		AWAY		0-0-0		0-0-0		2-0-0							
1-2-0		0-0-0		0-0-0		NEUTRAL		0-2-0		1-0-0		0-0-0							
10-20-0		0-0-0		0-1-0		NON-CONFERENCE		0-4-0		3-10-0		7-5-0							
7-16-0		0-0-0		0-0-0		HOME		0-2-0		2-10-0		5-4-0							
2-2-0		0-0-0		0-0-		AWAY		0-0-0		0-0-0		2-1-0							
1-2-0		0-0-0		0-0-0		NEUTRAL		0-2-0		1-0-0		0-0-0							
2-10-0		0-0-0		0-3-0		CONFERENCE		0-6-0		0-0-0		2-1-0							
2-4-0		0-0-0		0-0-0		HOME		0-3-0		0-0-0		2-1-0							
0-6-0		0-0-0		0-3-0		AWAY		0-3-0		0-0-0		0-0-0							
0-0-0		0-0-0		0-0-0		NEUTRAL		0-0-0		0-0-0		0-0-0							
RPI	S	Opponent		Score		RPI	S	Opponent		Score		RPI	S	Opponent		Score			
				38	A	USC Upstate	0	8	60	H	Ohio St.	2	5	103	H	Monmouth	1	3	
				43	A	James Madison	2	3	60	H	Ohio St.	0	10	103	H	Monmouth	5	6	
				43	A	James Madison	0	8	61	A	Georgia St.	4	7	105	H	Virginia	3	15	
				43	A	James Madison	0	4	61	A	Georgia St.	1	2	105	H	Virginia	0	8	
									61	A	Georgia St.	0	5	108	H	Longwood	1	4	
									75	H	Delaware	1	4	108	H	Longwood	2	10	
									75	H	Delaware	0	4	110	H	Maryland	3	4	
									75	H	Delaware	0	2	110	H	Maryland	8	3	
									92	N	UNC Greensboro	1	2	121	H	Pittsburgh	0	7	
									92	N	UNC Greensboro	4	5	124	H	Rutgers	2	7	
														124	H	Rutgers	3	0	
														124	H	Rutgers	3	8	
														138	N	Winthrop	3	1	
														154	H	Georgetown	2	5	
														203	H	Cornell	6	1	
														203	H	Cornell	0	3	
														216	H	UNC Wilmington	6	5	
														216	H	UNC Wilmington	2	8	
														216	H	UNC Wilmington	2	1	
														230	A	Charleston So.	4	6	
														230	A	Charleston So.	2	1	
														231	H	Hampton	10	2	
														231	H	Hampton	3	1	
														234	H	Canisius	3	6	
														234	H	Canisius	2	9	
														277	H	Rider	7	4	
														277	H	Rider	13	4	
LAST 10 GAMES				43	A	James Madison	0	8	231	H	Hampton	3	1	231	H	Hampton	3	1	
				43	A	James Madison	2	3	231	H	Hampton	10	2	234	H	Canisius	3	6	
				43	A	James Madison	0	4	75	H	Delaware	0	2	234	H	Canisius	2	9	
				110	H	Maryland	3	4	75	H	Delaware	0	4	277	H	Rider	7	4	
				110	H	Maryland	8	3	75	H	Delaware	1	4	277	H	Rider	13	4	

Non-Div. I Games:

George Mason

RPI	S	Opponent	Score	
286	A	UMBC	5	3

George Mason

G
e
o
r
g
e
M
a
s
o
n

G
e
o
r
g
e
M
a
s
o
n

L
I
U
B
r
o
o
k
l
y
n

LIU Brooklyn

LIU Brooklyn

Average RPI Win: 179		WON-LOST	WINNING	LAST 10	STRENGTH OF		OPP. STRENGTH	TEAM	ADJ		CONF.	ADJ CONF.					
Average RPI Loss: 132		RECORD	PCT. RANK	GAMES	SCHEDULE		OF SCHEDULE	RPI	RPI		RPI	RPI					
DIV. I ONLY		12-27-1	.3125	236	2-7-0		122	181	213		.45061	213	25	24			
DIV. I NON-CONF.		9-18-1	.33929	222	0-0-0		71	119	164		.48056	165	23	23			
<hr/>																	
TOTALS		RPI 1-25		RPI 26-50		W-L RECORDS		RPI 51-100		RPI 101-150		RPI 150+					
12-27-1		0-3-0		0-0-1		OVERALL		2-8-0		2-3-0		8-13-0					
3-4-0		0-0-0		0-0-0		HOME		0-0-0		1-0-0		2-4-0					
2-12-0		0-3-0		0-0-0		AWAY		1-2-0		0-2-0		1-5-0					
7-11-1		0-0-0		0-0-1		NEUTRAL		1-6-0		1-1-0		5-4-0					
<hr/>																	
9-18-1		0-3-0		0-0-1		NON-CONFERENCE		2-8-0		2-3-0		5-4-0					
1-0-0		0-0-0		0-0-0		HOME		0-0-0		1-0-0		0-0-0					
1-7-0		0-3-0		0-0-		AWAY		1-2-0		0-2-0		0-0-0					
7-11-1		0-0-0		0-0-1		NEUTRAL		1-6-0		1-1-0		5-4-0					
<hr/>																	
3-9-0		0-0-0		0-0-0		CONFERENCE		0-0-0		0-0-0		3-9-0					
2-4-0		0-0-0		0-0-0		HOME		0-0-0		0-0-0		2-4-0					
1-5-0		0-0-0		0-0-0		AWAY		0-0-0		0-0-0		1-5-0					
0-0-0		0-0-0		0-0-0		NEUTRAL		0-0-0		0-0-0		0-0-0					
<hr/>																	
RPI	S	Opponent		Score		RPI	S	Opponent		Score		RPI	S	Opponent		Score	
1	A	Oklahoma		0	14	37	N	North Carolina St.		0	0	51	A	Texas Tech		7	8
1	A	Oklahoma		0	10							61	A	Georgia St.		8	7
24	A	Baylor		1	8							62	N	Pacific		0	8
												62	N	Pacific		4	10
												66	N	IPFW		5	4
												85	N	McNeese St.		7	9
												85	N	McNeese St.		3	12
												87	N	Drake		2	5
												87	N	Drake		1	14
												99	A	Colorado St.		0	10
												101	A	Nevada		6	10
												101	A	Nevada		0	9
												134	H	UTSA		5	4
												134	N	UTSA		1	7
												134	N	UTSA		6	4
												153	A	Portland St.		4	5
												153	A	Portland St.		1	9
												153	A	Portland St.		0	5
												182	N	Akron		10	2
												185	A	Sacramento St.		6	3
												185	A	Sacramento St.		0	1
												185	A	Sacramento St.		1	2
												194	H	Idaho St.		5	9
												194	H	Idaho St.		8	14
												194	H	Idaho St.		4	15
												210	N	Jackson St.		5	3
												210	N	Jackson St.		9	5
												218	N	A&M-Corpus Christi		5	0
												218	N	A&M-Corpus Christi		4	6
												229	N	Indiana St.		7	8
												229	N	Indiana St.		2	3
												242	N	South Dakota St.		4	0
												242	N	South Dakota St.		3	4
												251	H	North Dakota		5	2
												251	H	North Dakota		8	0
												251	H	North Dakota		4	6
												185	A	Sacramento St.		0	1
<hr/>																	
LAST 10 GAMES						LAST 10 GAMES						LAST 10 GAMES					
						194	H	Idaho St.		8	14	153	A	Portland St.		1	9
						194	H	Idaho St.		5	9	251	H	North Dakota		4	6
						194	H	Idaho St.		4	15	251	H	North Dakota		8	0
						153	A	Portland St.		4	5	251	H	North Dakota		5	2
						153	A	Portland St.		0	5	185	A	Sacramento St.		0	1

Non-Div. I Games: Black Hills St. 20 12

Northern Colo.

Average RPI Win: 188		WON-LOST RECORD		WINNING PCT. RANK		LAST 10 GAMES		STRENGTH OF SCHEDULE		OPP. STRENGTH OF SCHEDULE		TEAM RPI		ADJ RPI		CONF. RPI		ADJ CONF. RPI	
DIV. I ONLY		12-24-0		.33333 230		6-4-0		157		179		220		.44937 214		19		18	
DIV. I NON-CONF.		6-17-0		.26087 247		2-0-0		149		151		236		.43905 229		18		17	
TOTALS		RPI 1-25		RPI 26-50		W-L RECORDS		RPI 51-100		RPI 101-150		RPI 150+							
12-24-0		0-1-0		0-2-0		OVERALL		2-8-0		2-5-0		8-8-0							
1-3-0		0-0-0		0-0-0		HOME		0-0-0		0-0-0		1-3-0							
7-10-0		0-1-0		0-0-0		AWAY		1-3-0		1-3-0		5-3-0							
4-11-0		0-0-0		0-2-0		NEUTRAL		1-5-0		1-2-0		2-2-0							
6-17-0		0-1-0		0-2-0		NON-CONFERENCE		1-8-0		1-2-0		4-4-0							
0-0-0		0-0-0		0-0-0		HOME		0-0-0		0-0-0		0-0-0							
3-6-0		0-1-0		0-0-		AWAY		1-3-0		0-0-0		2-2-0							
3-11-0		0-0-0		0-2-0		NEUTRAL		0-5-0		1-2-0		2-2-0							
6-7-0		0-0-0		0-0-0		CONFERENCE		1-0-0		1-3-0		4-4-0							
1-3-0		0-0-0		0-0-0		HOME		0-0-0		0-0-0		1-3-0							
4-4-0		0-0-0		0-0-0		AWAY		0-0-0		1-3-0		3-1-0							
1-0-0		0-0-0		0-0-0		NEUTRAL		1-0-0		0-0-0		0-0-0							
RPI	S	Opponent		Score		RPI	S	Opponent		Score		RPI	S	Opponent		Score			
13	A	Louisville		3 9		40	N	San Diego St.		2 4		51	N	Texas Tech		0 8			
						47	N	South Carolina		0 8		68	A	UCF		1 6			
												72	A	Long Beach St.		3 8			
												72	A	Long Beach St.		10 3			
												83	N	Eastern Ill.		1 4			
												83	N	Eastern Ill.		6 7			
												89	A	Marshall		0 5			
												94	N	Kent St.		3 2			
												97	N	Stetson		1 5			
												100	N	UNLV		3 8			

Non-Div. I Games:

Buffalo

Average RPI Win:	209	WON-LOST RECORD	WINNING PCT. RANK	LAST 10 GAMES	STRENGTH OF SCHEDULE	OPP. STRENGTH OF SCHEDULE	TEAM RPI	ADJ RPI	CONF. RPI	ADJ CONF. RPI	
DIV. I ONLY		14-23-0	.37838 212	7-3-0	173	228	215	.44935 215	23	23	
DIV. I NON-CONF.		7-20-0	.25926 249	1-1-0	113	226	237	.43619 235	24	24	
<hr/>											
TOTALS	RPI 1-25	RPI 26-50	W-L RECORDS		RPI 51-100	RPI 101-150	RPI 150+				
14-23-0	0-0-0	0-1-0	OVERALL		0-6-0	4-6-0	10-10-0				
3-4-0	0-0-0	0-0-0	HOME		0-0-0	1-2-0	2-2-0				
6-5-0	0-0-0	0-1-0	AWAY		0-2-0	1-2-0	5-0-0				
5-14-0	0-0-0	0-0-0	NEUTRAL		0-4-0	2-2-0	3-8-0				
7-20-0	0-0-0	0-1-0	NON-CONFERENCE		0-6-0	3-5-0	4-8-0				
0-1-0	0-0-0	0-0-0	HOME		0-0-0	0-1-0	0-0-0				
2-5-0	0-0-0	0-0-	AWAY		0-2-0	1-2-0	1-0-0				
5-14-0	0-0-0	0-0-0	NEUTRAL		0-4-0	2-2-0	3-8-0				
7-3-0	0-0-0	0-0-0	CONFERENCE		0-0-0	1-1-0	6-2-0				
3-3-0	0-0-0	0-0-0	HOME		0-0-0	1-1-0	2-2-0				
4-0-0	0-0-0	0-0-0	AWAY		0-0-0	0-0-0	4-0-0				
0-0-0	0-0-0	0-0-0	NEUTRAL		0-0-0	0-0-0	0-0-0				
RPI S	Opponent	Score	RPI S	Opponent	Score	RPI S	Opponent	Score	RPI S	Opponent	Score
42 A	South Fla.	4 7	57 N	SIU Edwardsville	2 12	103 H	Monmouth	0 3	63 N	Saint Joseph's	8 1
			89 N	Marshall	1 6	117 N	Central Mich.	1 9	103 H	Monmouth	8 1
			92 A	UNC Greensboro	8 10	123 A	Connecticut	4 3	117 N	Central Mich.	1 9
			92 A	UNC Greensboro	1 9	123 H	Connecticut	1 6	123 A	Connecticut	4 3
			94 N	Kent St.	1 4	132 N	Chattanooga	11 8	123 H	Connecticut	1 6
						133 N	Loyola Chicago	3 7	132 N	Chattanooga	11 8
						139 N	Ill.-Chicago	7 3	133 N	Loyola Chicago	3 7
						143 A	Stony Brook	4 5	139 N	Ill.-Chicago	7 3
						143 A	Stony Brook	0 6	143 A	Stony Brook	4 5
						164 N	Loyola Marymount	4 5	143 A	Stony Brook	0 6
						165 N	Providence	2 5	164 N	Loyola Marymount	4 5
						169 A	Fairfield	6 4	165 N	Providence	2 5
						172 N	Radford	2 8	169 A	Fairfield	6 4
						184 N	Temple	0 9	172 N	Radford	2 8
						197 N	Boston U.	3 7	184 N	Temple	0 9
						203 N	Cornell	5 12	197 N	Boston U.	3 7
						208 N	Dartmouth	0 4	203 N	Cornell	5 12
						212 H	LIU Brooklyn	7 9	208 N	Dartmouth	0 4
						212 H	LIU Brooklyn	2 4	212 H	LIU Brooklyn	7 9
						223 N	Drexel	1 0	212 H	LIU Brooklyn	2 4
						240 A	Sacred Heart	4 3	223 N	Drexel	1 0
						240 A	Sacred Heart	6 0	240 A	Sacred Heart	4 3
						249 H	Mt. St. Mary's	7 4	240 A	Sacred Heart	6 0
						249 H	Mt. St. Mary's	13 5	249 H	Mt. St. Mary's	7 4
						212 H	LIU Brooklyn	2 4	249 H	Mt. St. Mary's	7 4
						212 H	LIU Brooklyn	7 9	212 H	LIU Brooklyn	2 4
						212 H	LIU Brooklyn	7 9	249 H	Mt. St. Mary's	13 5
						143 A	Stony Brook	4 5	212 H	LIU Brooklyn	7 9
									252 N	Colgate	16 7
									268 N	Maine	7 8
LAST 10 GAMES											
240 A	Sacred Heart	6 0	249 H	Mt. St. Mary's	13 5	240 A	Sacred Heart	4 3	249 H	Mt. St. Mary's	7 4
240 A	Sacred Heart	4 3	249 H	Mt. St. Mary's	7 4	249 H	Mt. St. Mary's	13 5	240 A	Sacred Heart	6 0
272 A	Wagner	6 4	212 H	LIU Brooklyn	2 4	249 H	Mt. St. Mary's	13 5	272 A	Wagner	6 4
272 A	Wagner	6 5	212 H	LIU Brooklyn	7 9	252 N	Colgate	16 7	212 H	LIU Brooklyn	7 9
169 A	Fairfield	6 4	143 A	Stony Brook	4 5	268 N	Maine	7 8	252 N	Colgate	16 7

Non-Div. I Games:

Quinnipiac

RPI	S	Opponent	Score	
268	N	Maine	6	5
272	A	Wagner	6	5
272	A	Wagner	6	4

Quinnipiac

Q
u
i
n
n
i
p
i
a
c

Q
u
i
n
n
i
p
i
a
c

Average RPI Win:		226	WON-LOST RECORD		WINNING PCT. RANK		LAST 10 GAMES		STRENGTH OF SCHEDULE		OPP. STRENGTH OF SCHEDULE		TEAM RPI		ADJ RPI		CONF. RPI		ADJ CONF. RPI				
DIV. I ONLY			13-24-0		.35135	219		3-7-0		155		154		210		.44932		216		12		12	
DIV. I NON-CONF.			11-15-0		.42308	183		1-1-0		218		204		209		.44657		215		12		13	
TOTALS		RPI 1-25		RPI 26-50				W-L RECORDS				RPI 51-100				RPI 101-150				RPI 150+			
13-24-0		0-4-0		0-7-0				OVERALL				1-3-0				1-1-0				11-9-0			
5-10-0		0-0-0		0-7-0				HOME				0-1-0				0-0-0				5-2-0			
5-8-0		0-2-0		0-0-0				AWAY				1-2-0				1-1-0				3-3-0			
3-6-0		0-2-0		0-0-0				NEUTRAL				0-0-0				0-0-0				3-4-0			
11-15-0		0-4-0		0-2-0				NON-CONFERENCE				0-1-0				1-1-0				10-7-0			
5-5-0		0-0-0		0-2-0				HOME				0-1-0				0-0-0				5-2-0			
3-4-0		0-2-0		0-0-				AWAY				0-0-0				1-1-0				2-1-0			
3-6-0		0-2-0		0-0-0				NEUTRAL				0-0-0				0-0-0				3-4-0			
2-9-0		0-0-0		0-5-0				CONFERENCE				1-2-0				0-0-0				1-2-0			
0-5-0		0-0-0		0-5-0				HOME				0-0-0				0-0-0				0-0-0			
2-4-0		0-0-0		0-0-0				AWAY				1-2-0				0-0-0				1-2-0			
0-0-0		0-0-0		0-0-0				NEUTRAL				0-0-0				0-0-0				0-0-0			
RPI	S	Opponent		Score		RPI	S	Opponent		Score		RPI	S	Opponent		Score		RPI	S	Opponent		Score	
2	A	Florida		0	10	31	H	Hofstra		0	11	58	H	Neb. Omaha		2	6	120	A	East Carolina		5	3
2	A	Florida		1	9	31	H	Hofstra		4	8	61	A	Georgia St.		2	8	120	A	East Carolina		2	3
8	N	Tennessee		1	9	38	H	USC Upstate		0	6	61	A	Georgia St.		0	1	171	N	Valparaiso		1	16
8	N	Tennessee		0	9	38	H	USC Upstate		3	4	61	A	Georgia St.		4	2	206	N	Liberty		3	1
						43	H	James Madison		1	12							207	N	Presbyterian		7	3
						43	H	James Madison		1	6							207	N	Presbyterian		4	5
						43	H	James Madison		2	11							211	A	George Mason		8	2
																		211	A	George Mason		1	2
																		211	A	George Mason		5	6
																		220	N	Western Caro.		1	4
																		224	H	Gardner-Webb		2	4
																		230	A	Charleston So.		4	5
																		230	N	Charleston So.		6	5
																		248	N	Savannah St.		10	13
																		260	H	Iona		2	1
																		260	H	Iona		3	2
																		271	A	N.C. A&T		14	3
																		271	A	N.C. A&T		12	0
																		273	H	Detroit		8	0
																		273	H	Detroit		4	10
																		286	H	UMBC		14	4
																		286	H	UMBC		3	1
						LAST 10 GAMES																	
						61	A	Georgia St.		0	1	43	H	James Madison		2	11						
						61	A	Georgia St.		2	8	120	A	East Carolina		2	3						
						61	A	Georgia St.		4	2	120	A	East Carolina		5	3						
						43	H	James Madison		1	6	211	A	George Mason		5	6						
						43	H	James Madison		1	12	211	A	George Mason		8	2						

Non-Div. I Games:

UNC Wilmington

Average RPI Win: 229		WON-LOST RECORD	WINNING PCT. RANK	LAST 10 GAMES	STRENGTH OF SCHEDULE	OPP. STRENGTH OF SCHEDULE	TEAM RPI	ADJ RPI		CONF. RPI	ADJ CONF. RPI				
Average RPI Loss: 144															
DIV. I ONLY		17-19-0	.47222 153	6-4-0	249	217	221	.44774	217	22	22				
DIV. I NON-CONF.		11-15-0	.42308 183	2-2-0	255	222	239	.43546	236	22	22				
<hr/>															
TOTALS		RPI 1-25		RPI 26-50		W-L RECORDS		RPI 51-100		RPI 101-150		RPI 150+			
17-19-0		0-0-0		0-1-0		OVERALL		1-5-0		0-4-0		16-9-0			
7-1-0		0-0-0		0-0-0		HOME		1-1-0		0-0-0		6-0-0			
3-9-0		0-0-0		0-1-0		AWAY		0-3-0		0-2-0		3-3-0			
7-9-0		0-0-0		0-0-0		NEUTRAL		0-1-0		0-2-0		7-6-0			
11-15-0		0-0-0		0-1-0		NON-CONFERENCE		0-4-0		0-2-0		11-8-0			
2-0-0		0-0-0		0-0-0		HOME		0-0-0		0-0-0		2-0-0			
2-6-0		0-0-0		0-0-		AWAY		0-3-0		0-0-0		2-2-0			
7-9-0		0-0-0		0-0-0		NEUTRAL		0-1-0		0-2-0		7-6-0			
6-4-0		0-0-0		0-0-0		CONFERENCE		1-1-0		0-2-0		5-1-0			
5-1-0		0-0-0		0-0-0		HOME		1-1-0		0-0-0		4-0-0			
1-3-0		0-0-0		0-0-0		AWAY		0-0-0		0-2-0		1-1-0			
0-0-0		0-0-0		0-0-0		NEUTRAL		0-0-0		0-0-0		0-0-0			
RPI S	Opponent	Score		RPI S	Opponent	Score		RPI S	Opponent	Score					
				50 A	Ball St.	2	11	53 A	Kennesaw St.	2	6				
								64 N	Creighton	0	3				
								79 A	Georgia Tech	4	24				
								96 A	Southern Ill.	0	9				
								98 H	Fordham	3	2				
								98 H	Fordham	0	3				
										115 N	Bradley	7	14		
										137 N	Albany (NY)	0	4		
										145 A	Dayton	3	5		
										145 A	Dayton	3	6		
										179 N	Northern Ill.	2	3		
										180 N	Fairleigh Dickinson	3	0		
										182 N	Akron	1	2		
										186 N	Missouri St.	2	5		
										187 N	Army	2	0		
										192 A	George Washington	1	4		
										192 A	George Washington	1	0		
										195 N	Lehigh	2	0		
										198 N	Eastern Mich.	1	6		
										198 N	Eastern Mich.	0	8		
										202 A	Miami (OH)	4	5		
										202 A	Miami (OH)	2	6		
										222 A	IUPUI	5	1		
										222 N	IUPUI	0	1		
										226 H	Morehead St.	6	3		
										226 H	Morehead St.	7	6		
										238 A	Tennessee St.	7	3		
				LAST 10 GAMES						246 H	La Salle	15	1		
				98 H	Fordham	0	3	226 H	Morehead St.	7	6				
				98 H	Fordham	3	2	50 A	Ball St.	2	11	251 N	North Dakota	4	2
				246 H	La Salle	2	0	192 A	George Washington	1	4	267 H	St. Bonaventure	6	3
				246 H	La Salle	15	1	192 A	George Washington	1	0	267 H	St. Bonaventure	2	1
				226 H	Morehead St.	6	3	202 A	Miami (OH)	4	5	272 N	Wagner	6	2

Non-Div. I Games:

Butler

RPI	S	Opponent	Score	
288	N	Saint Peter's	3	0
290	N	Morgan St.	8	3

Butler

B
u
t
l
e
r

B
u
t
l
e
r

Average RPI Win: 158		WON-LOST RECORD		WINNING PCT. RANK		LAST 10 GAMES		STRENGTH OF SCHEDULE		OPP. STRENGTH OF SCHEDULE		TEAM RPI		ADJ RPI		CONF. RPI		ADJ CONF. RPI					
DIV. I ONLY		8-31-0		.20513 273		2-8-0		77		134		226		.44723 218		15		14					
DIV. I NON-CONF.		5-16-0		.2381 256		0-0-0		114		39		218		.44968 209		15		15					
TOTALS		RPI 1-25		RPI 26-50		W-L RECORDS		RPI 51-100		RPI 101-150		RPI 150+											
8-31-0		0-4-0		0-0-0		OVERALL		2-16-0		2-6-0		4-5-0											
5-10-0		0-0-0		0-0-0		HOME		2-7-0		1-1-0		2-2-0											
1-13-0		0-4-0		0-0-0		AWAY		0-3-0		1-5-0		0-1-0											
2-8-0		0-0-0		0-0-0		NEUTRAL		0-6-0		0-0-0		2-2-0											
5-16-0		0-4-0		0-0-0		NON-CONFERENCE		1-8-0		1-1-0		3-3-0											
3-3-0		0-0-0		0-0-0		HOME		1-2-0		1-1-0		1-0-0											
0-5-0		0-4-0		0-0-		AWAY		0-0-0		0-0-0		0-1-0											
2-8-0		0-0-0		0-0-0		NEUTRAL		0-6-0		0-0-0		2-2-0											
3-15-0		0-0-0		0-0-0		CONFERENCE		1-8-0		1-5-0		1-2-0											
2-7-0		0-0-0		0-0-0		HOME		1-5-0		0-0-0		1-2-0											
1-8-0		0-0-0		0-0-0		AWAY		0-3-0		1-5-0		0-0-0											
0-0-0		0-0-0		0-0-0		NEUTRAL		0-0-0		0-0-0		0-0-0											
RPI	S	Opponent		Score		RPI	S	Opponent		Score		RPI	S	Opponent		Score		RPI	S	Opponent		Score	
3	A	Texas		0	6					54	H	Kansas	1	0	112	H	New Mexico	6	5				
3	A	Texas		0	8					54	H	Kansas	3	11	129	A	Lamar	4	5				
24	A	Baylor		0	7					62	N	Pacific	2	11	129	A	Lamar	6	9				
24	A	Baylor		1	4					65	H	Auburn	4	6	129	A	Lamar	6	7				
										76	N	Purdue	0	7	134	H	UTSA	4	9				
										76	N	Purdue	0	3	147	A	Southeastern La.	2	10				
										84	N	North Texas	3	7	147	A	Southeastern La.	0	5				
										84	N	North Texas	3	11	147	A	Southeastern La.	6	0				
										84	N	North Texas	1	9	163	N	Memphis	5	7				
										85	A	McNeese St.	1	5	163	N	Memphis	3	0				
										85	A	McNeese St.	2	4	178	A	Texas St.	1	7				
										85	A	McNeese St.	1	4	204	H	Houston Baptist	4	3				
										86	H	Northwestern St.	0	9	204	H	Houston Baptist	4	12				
										86	H	Northwestern St.	2	5	204	H	Houston Baptist	3	9				
										86	H	Northwestern St.	1	5	213	N	Northern Colo.	6	4				
										90	H	Sam Houston St.	6	5	213	N	Northern Colo.	0	5				
										90	H	Sam Houston St.	2	10	282	H	Southern U.	7	3				
										90	H	Sam Houston St.	5	8									
LAST 10 GAMES																							
				90	H	Sam Houston St.	5	8				129	A	Lamar	6	7							
				90	H	Sam Houston St.	2	10				147	A	Southeastern La.	2	10							
				90	H	Sam Houston St.	6	5				147	A	Southeastern La.	0	5							
				129	A	Lamar	4	5				147	A	Southeastern La.	6	0							
				129	A	Lamar	6	9				86	H	Northwestern St.	1	5							

Non-Div. I Games:

A&M-Corpus Christi

Average RPI Win:		184	WON-LOST		WINNING		LAST 10		STRENGTH OF		OPP. STRENGTH		TEAM		ADJ		CONF.		ADJ CONF.				
Average RPI Loss:		122	RECORD		PCT. RANK		GAMES		SCHEDULE		OF SCHEDULE		RPI		RPI		RPI		RPI				
DIV. I ONLY			15-23-0		.39474	205	6-4-0		229		127		223		.44627	219	16		16				
DIV. I NON-CONF.			9-17-0		.34615	218	0-0-0		197		156		224		.44447	219	16		16				
TOTALS		RPI 1-25		RPI 26-50		W-L RECORDS		RPI 51-100		RPI 101-150		RPI 150+											
15-23-0		0-2-0		0-1-0		OVERALL		4-3-0		1-10-0		10-7-0											
5-4-0		0-0-0		0-0-0		HOME		0-0-0		0-1-0		5-3-0											
2-10-0		0-1-0		0-0-0		AWAY		1-2-0		1-7-0		0-0-0											
8-9-0		0-1-0		0-1-0		NEUTRAL		3-1-0		0-2-0		5-4-0											
9-17-0		0-2-0		0-1-0		NON-CONFERENCE		3-1-0		0-8-0		6-5-0											
1-2-0		0-0-0		0-0-0		HOME		0-0-0		0-1-0		1-1-0											
0-6-0		0-1-0		0-0-		AWAY		0-0-0		0-5-0		0-0-0											
8-9-0		0-1-0		0-1-0		NEUTRAL		3-1-0		0-2-0		5-4-0											
6-6-0		0-0-0		0-0-0		CONFERENCE		1-2-0		1-2-0		4-2-0											
4-2-0		0-0-0		0-0-0		HOME		0-0-0		0-0-0		4-2-0											
2-4-0		0-0-0		0-0-0		AWAY		1-2-0		1-2-0		0-0-0											
0-0-0		0-0-0		0-0-0		NEUTRAL		0-0-0		0-0-0		0-0-0											
RPI	S	Opponent		Score		RPI	S	Opponent		Score		RPI	S	Opponent		Score							
11	A	Washington		0	8	36	N	Oregon St.		2	6	67	A	San Jose St.		3	6	111	A	UC Santa Barbara		4	6
19	N	UCLA		0	9							67	A	San Jose St.		7	10	111	A	UC Santa Barbara		0	4
												67	A	San Jose St.		2	1	111	A	UC Santa Barbara		2	3
												72	N	Long Beach St.		9	16	112	N	New Mexico		0	2
												77	N	Oklahoma St.		3	2	115	H	Bradley		3	7
												82	N	Utah		6	3	127	N	BYU		0	10
												82	N	Utah		10	0	141	A	Texas-Arlington		13	4
																		141	A	Texas-Arlington		3	5
																		141	A	Texas-Arlington		0	1
																		150	A	Cal St. Northridge		3	6
																		150	A	Cal St. Northridge		2	10
																		161	N	La.-Monroe		0	1
																		164	N	Loyola Marymount		0	2
																		164	N	Loyola Marymount		6	5
																		168	H	Ohio		4	7
																		168	N	Ohio		0	5
																		178	H	Texas St.		2	0
																		178	H	Texas St.		1	2
																		178	H	Texas St.		4	7
																		227	N	Southern Utah		6	4
																		236	H	Utah St.		8	0
																		236	H	Utah St.		2	1
																		236	H	Utah St.		3	1
																		242	N	South Dakota St.		0	8
																		242	N	South Dakota St.		8	2
																		262	N	Weber St.		5	0
																		264	H	Yale		6	1
Non-Div. I Games:																							
Northwest (WA)																							
Seattle																							

RPI	S	Opponent	Score	
264	N	Yale	6	2

Seattle

S
e
a
t
t
l
e

S
e
a
t
t
l
e

Western Caro.

Average RPI Win: 188		WON-LOST RECORD		WINNING PCT. RANK		LAST 10 GAMES		STRENGTH OF SCHEDULE		OPP. STRENGTH OF SCHEDULE		TEAM RPI		ADJ RPI		CONF. RPI		ADJ CONF. RPI	
DIV. I ONLY		10-29-0		.25641 261		2-8-0		109		172		228		.44485 221		7		9	
DIV. I NON-CONF.		10-10-0		.5 137		2-0-0		204		232		179		.47756 172		11		11	
TOTALS		RPI 1-25		RPI 26-50		W-L RECORDS		RPI 51-100		RPI 101-150		RPI 150+							
10-29-0		0-0-0		1-5-0		OVERALL		0-11-0		2-4-0		7-9-0							
6-9-0		0-0-0		0-3-0		HOME		0-5-0		1-1-0		5-0-0							
2-15-0		0-0-0		0-2-0		AWAY		0-4-0		1-3-0		1-6-0							
2-5-0		0-0-0		1-0-0		NEUTRAL		0-2-0		0-0-0		1-3-0							
10-10-0		0-0-0		1-0-0		NON-CONFERENCE		0-3-0		2-1-0		7-6-0							
6-1-0		0-0-0		0-0-0		HOME		0-0-0		1-1-0		5-0-0							
2-4-0		0-0-0		0-0-		AWAY		0-1-0		1-0-0		1-3-0							
2-5-0		0-0-0		1-0-0		NEUTRAL		0-2-0		0-0-0		1-3-0							
0-19-0		0-0-0		0-5-0		CONFERENCE		0-8-0		0-3-0		0-3-0							
0-8-0		0-0-0		0-3-0		HOME		0-5-0		0-0-0		0-0-0							
0-11-0		0-0-0		0-2-0		AWAY		0-3-0		0-3-0		0-3-0							
0-0-0		0-0-0		0-0-0		NEUTRAL		0-0-0		0-0-0		0-0-0							
RPI	S	Opponent	Score	RPI	S	Opponent	Score	RPI	S	Opponent	Score	RPI	S	Opponent	Score				
				38	A	USC Upstate	0 12	52	H	FGCU	9 10	122	A	Col. of Charleston	10 9				
				38	A	USC Upstate	0 11	52	H	FGCU	0 5	130	H	Bowling Green	0 1				
				43	N	James Madison	5 4	55	A	North Florida	0 1	130	H	Bowling Green	5 0				
				49	H	Lipscomb	0 7	55	A	North Florida	1 5	144	A	Mercer	7 8				
				49	H	Lipscomb	0 8	55	A	North Florida	0 10	144	A	Mercer	1 7				
				49	H	Lipscomb	0 2	59	H	Jacksonville	0 4	144	A	Mercer	3 5				
								59	H	Jacksonville	8 9	174	N	Towson	6 0				
								59	H	Jacksonville	2 3	177	N	Austin Peay	0 5				
								65	A	Auburn	3 11	181	H	Tennessee Tech	9 7				
								73	N	Syracuse	0 4	181	H	Tennessee Tech	6 5				
								94	N	Kent St.	4 5	182	N	Akron	2 3				
												187	N	Army	1 10				
												207	A	Presbyterian	1 4				
												207	A	Presbyterian	4 8				
												220	A	Western Caro.	1 8				
												220	A	Western Caro.	3 0				
												239	A	Northern Ky.	5 8				
												239	A	Northern Ky.	2 3				
												239	A	Northern Ky.	0 4				
												275	H	Siena	5 4				
												275	H	Siena	10 4				
												275	H	Siena	12 5				
LAST 10 GAMES																			
				239	A	Northern Ky.	0 4	49	H	Lipscomb	0 7								
				239	A	Northern Ky.	2 3	49	H	Lipscomb	0 2								
				239	A	Northern Ky.	5 8	49	H	Lipscomb	0 8								
				38	A	USC Upstate	0 11	181	H	Tennessee Tech	9 7								
				38	A	USC Upstate	0 12	181	H	Tennessee Tech	6 5								

Non-Div. I Games:

East Tenn. St.

I
U
P
U
I

IUPUI

Average RPI Win: 216		WON-LOST	WINNING	LAST 10	STRENGTH OF		OPP. STRENGTH	TEAM	ADJ		CONF.	ADJ CONF.	
Average RPI Loss: 126		RECORD	PCT. RANK	GAMES	SCHEDULE		OF SCHEDULE	RPI	RPI		RPI	RPI	
DIV. I ONLY		10-27-0	.27027	257	1-9-0		102	212	224	.44415	223	12	12
DIV. I NON-CONF.		10-15-0	.4	194	1-0-0		215	250	226	.44129	222	12	13
TOTALS		RPI 1-25	RPI 26-50		W-L RECORDS		RPI 51-100		RPI 101-150		RPI 150+		
10-27-0	0-0-0	0-6-0		OVERALL		1-6-0		0-3-0		9-12-0			
2-7-0	0-0-0	0-3-0		HOME		0-4-0		0-0-0		2-0-0			
4-13-0	0-0-0	0-3-0		AWAY		0-1-0		0-1-0		4-7-0			
4-7-0	0-0-0	0-0-0		NEUTRAL		1-1-0		0-1-0		3-5-0			
10-15-0	0-0-0	0-0-0		NON-CONFERENCE		1-3-0		0-3-0		9-9-0			
2-1-0	0-0-0	0-0-0		HOME		0-1-0		0-0-0		2-0-0			
4-7-0	0-0-0	0-0-		AWAY		0-1-0		0-2-0		4-4-0			
4-7-0	0-0-0	0-0-0		NEUTRAL		1-1-0		0-1-0		3-5-0			
0-12-0	0-0-0	0-6-0		CONFERENCE		0-3-0		0-0-0		0-3-0			
0-6-0	0-0-0	0-3-0		HOME		0-3-0		0-0-0		0-0-0			
0-6-0	0-0-0	0-3-0		AWAY		0-0-0		0-0-0		0-3-0			
0-0-0	0-0-0	0-0-0		NEUTRAL		0-0-0		0-0-0		0-0-0			
RPI S	Opponent	Score	RPI S	Opponent	Score	RPI S	Opponent	Score	RPI S	Opponent	Score		
			31 H	Hofstra	0 5	63 H	Saint Joseph's	0 3	106 A	Coastal Caro.	0 8		
			31 H	Hofstra	0 11	75 H	Delaware	3 6	137 N	Albany (NY)	0 9		
			31 H	Hofstra	0 13	75 H	Delaware	4 11	140 A	Campbell	0 4		
			43 A	James Madison	0 8	75 H	Delaware	2 3	154 A	Georgetown	3 1		
			43 A	James Madison	1 11	89 N	Marshall	4 3	173 A	Charlotte	2 10		
			43 A	James Madison	1 11	89 N	Marshall	0 4	173 A	Charlotte	10 19		
						92 A	UNC Greensboro	4 9	174 A	Towson	0 4		
									174 A	Towson	2 3		
									174 A	Towson	0 8		
									175 N	Wichita St.	0 4		
									192 A	George Washington	0 8		
									192 A	George Washington	3 2		
									192 A	George Washington	0 6		
									196 N	St. John's (NY)	11 6		
									215 N	Quinnipiac	0 1		
									220 N	Western Caro.	6 5		
									220 N	Western Caro.	2 3		
									226 N	Morehead St.	5 8		
									239 N	Northern Ky.	1 5		
									250 N	Norfolk St.	5 3		
									254 A	Bucknell	3 1		
									254 A	Bucknell	3 1		
									277 H	Rider	8 0		
									277 H	Rider	8 0		
LAST 10 GAMES			174 A	Towson	2 3	31 H	Hofstra	0 11					
			174 A	Towson	0 4	43 A	James Madison	1 11					
			174 A	Towson	0 8	43 A	James Madison	0 8					
			31 H	Hofstra	0 13	43 A	James Madison	1 11					
			31 H	Hofstra	0 5	254 A	Bucknell	3 1					

Non-Div. I Games:

Drexel

Average RPI Win: 207		WON-LOST RECORD		WINNING PCT. RANK		LAST 10 GAMES		STRENGTH OF SCHEDULE		OPP. STRENGTH OF SCHEDULE		TEAM RPI		ADJ RPI		CONF. RPI		ADJ CONF. RPI	
DIV. I ONLY		7-27-0		.20588 272		3-7-0		66		223		230		.44188 224		20		20	
DIV. I NON-CONF.		3-13-0		.1875 265		0-2-0		68		185		229		.44288 221		21		21	
TOTALS		RPI 1-25		RPI 26-50		W-L RECORDS		RPI 51-100		RPI 101-150		RPI 150+							
7-27-0		0-0-0		0-6-0		OVERALL		0-3-0		1-11-0		6-7-0							
1-10-0		0-0-0		0-2-0		HOME		0-2-0		1-5-0		0-1-0							
4-16-0		0-0-0		0-3-0		AWAY		0-1-0		0-6-0		4-6-0							
2-1-0		0-0-0		0-1-0		NEUTRAL		0-0-0		0-0-0		2-0-0							
3-13-0		0-0-0		0-6-0		NON-CONFERENCE		0-3-0		0-0-0		3-4-0							
0-4-0		0-0-0		0-2-0		HOME		0-2-0		0-0-0		0-0-0							
1-8-0		0-0-0		0-0-		AWAY		0-1-0		0-0-0		1-4-0							
2-1-0		0-0-0		0-1-0		NEUTRAL		0-0-0		0-0-0		2-0-0							
4-14-0		0-0-0		0-0-0		CONFERENCE		0-0-0		1-11-0		3-3-0							
1-6-0		0-0-0		0-0-0		HOME		0-0-0		1-5-0		0-1-0							
3-8-0		0-0-0		0-0-0		AWAY		0-0-0		0-6-0		3-2-0							
0-0-0		0-0-0		0-0-0		NEUTRAL		0-0-0		0-0-0		0-0-0							
RPI	S	Opponent		Score		RPI	S	Opponent		Score		RPI	S	Opponent		Score			
				33	N	Minnesota	4	6	65	A	Auburn	0	10	106	H	Coastal Caro.	3	2	
				38	A	USC Upstate	0	8	87	H	Furman	3	6	106	H	Coastal Caro.	2	7	
				38	A	USC Upstate	2	5	87	H	Furman	2	3	106	H	Coastal Caro.	3	7	
				38	H	USC Upstate	3	10						108	A	Longwood	0	8	
				38	H	USC Upstate	1	2						108	A	Longwood	0	9	
				39	A	Georgia	0	14						108	A	Longwood	4	10	
														138	H	Winthrop	0	6	
														138	H	Winthrop	5	7	
														138	H	Winthrop	4	9	
														140	A	Campbell	1	9	
														140	A	Campbell	3	11	
														140	A	Campbell	5	6	
														173	A	Charlotte	2	10	
														173	A	Charlotte	3	7	
														206	A	Liberty	4	2	
														206	A	Liberty	5	13	
														206	A	Liberty	1	3	
														207	A	Presbyterian	2	0	
														207	A	Presbyterian	11	8	
														207	H	Presbyterian	6	10	
														216	A	UNC Wilmington	4	2	
														220	A	Western Caro.	7	8	
														220	A	Western Caro.	1	8	
														226	N	Morehead St.	9	5	
														282	N	Southern U.	3	0	
LAST 10 GAMES				206	A	Liberty	5	13	138	H	Winthrop	5	7	220	A	Western Caro.	1	8	
				206	A	Liberty	4	2	138	H	Winthrop	0	6	226	N	Morehead St.	9	5	
				206	A	Liberty	1	3	138	H	Winthrop	4	9	282	N	Southern U.	3	0	
				207	A	Presbyterian	11	8	220	A	Western Caro.	7	8						
				207	A	Presbyterian	2	0	220	A	Western Caro.	1	8						

Non-Div. I Games:

Gardner-Webb

Average RPI Win: 228		WON-LOST	WINNING	LAST 10	STRENGTH OF		OPP. STRENGTH	TEAM	ADJ		CONF.	ADJ CONF.
Average RPI Loss: 152		RECORD	PCT. RANK	GAMES	SCHEDULE		OF SCHEDULE	RPI	RPI		RPI	RPI
DIV. I ONLY		14-22-0	.38889	207	6-4-0		160	263	217		.44091	225
DIV. I NON-CONF.		10-17-0	.37037	206	4-1-0		207	273	240		.4249	245
TOTALS		RPI 1-25	RPI 26-50		W-L RECORDS		RPI 51-100		RPI 101-150		RPI 150+	
14-22-0		0-0-0	0-0-0		OVERALL		0-5-0		3-11-0		11-6-0	
4-2-0		0-0-0	0-0-0		HOME		0-0-0		0-1-0		4-1-0	
5-11-0		0-0-0	0-0-0		AWAY		0-3-0		1-6-0		4-2-0	
5-9-0		0-0-0	0-0-0		NEUTRAL		0-2-0		2-4-0		3-3-0	
10-17-0		0-0-0	0-0-0		NON-CONFERENCE		0-5-0		1-7-0		9-5-0	
2-1-0		0-0-0	0-0-0		HOME		0-0-0		0-1-0		2-0-0	
5-8-0		0-0-0	0-0-		AWAY		0-3-0		1-3-0		4-2-0	
3-8-0		0-0-0	0-0-0		NEUTRAL		0-2-0		0-3-0		3-3-0	
4-5-0		0-0-0	0-0-0		CONFERENCE		0-0-0		2-4-0		2-1-0	
2-1-0		0-0-0	0-0-0		HOME		0-0-0		0-0-0		2-1-0	
0-3-0		0-0-0	0-0-0		AWAY		0-0-0		0-3-0		0-0-0	
2-1-0		0-0-0	0-0-0		NEUTRAL		0-0-0		2-1-0		0-0-0	
RPI S	Opponent	Score	RPI S	Opponent	Score	RPI S	Opponent	Score	RPI S	Opponent	Score	
						71 A	FIU	2 6	123 H	Connecticut	0 3	
						71 A	FIU	6 7	124 A	Rutgers	0 7	
						75 A	Delaware	0 1	124 A	Rutgers	0 5	
						87 N	Furman	0 4	131 N	Villanova	3 6	
						92 N	UNC Greensboro	1 3	137 A	Albany (NY)	4 9	
									137 A	Albany (NY)	0 1	
									137 A	Albany (NY)	1 2	
									143 N	Stony Brook	0 2	
									143 N	Stony Brook	1 0	
									143 N	Stony Brook	2 1	
									144 N	Mercer	1 9	
									145 N	Dayton	5 13	
									146 A	Central Conn. St.	2 6	
									146 A	Central Conn. St.	6 4	
									197 H	Boston U.	1 4	
									197 H	Boston U.	5 3	
									197 H	Boston U.	5 4	
									235 N	Saint Francis (PA)	0 2	
									248 N	Savannah St.	13 0	
									248 N	Savannah St.	7 8	
									250 N	Norfolk St.	3 2	
									250 N	Norfolk St.	3 5	
									253 A	Manhattan	1 0	
									253 A	Manhattan	2 12	
									260 H	Iona	6 4	
									260 H	Iona	12 11	
									260 H	Iona	12 11	
									265 N	Rhode Island	6 5	
LAST 10 GAMES												
			275 A	Siena	5 3	197 H	Boston U.	5 4	253 A	Manhattan	1 0	
			275 A	Siena	9 1	260 H	Iona	6 4	253 A	Manhattan	2 12	
			123 H	Connecticut	0 3	260 H	Iona	12 11	260 H	Iona	6 4	
			197 H	Boston U.	5 3	137 A	Albany (NY)	1 2	260 H	Iona	12 11	
			197 H	Boston U.	1 4	137 A	Albany (NY)	0 1	265 N	Rhode Island	6 5	

Non-Div. I Games:

Hartford

RPI	S	Opponent	Score	
275	A	Siena	9	1
275	A	Siena	5	3
277	A	Rider	10	0
277	A	Rider	4	12

Hartford

H
a
r
t
f
o
r
d

H
a
r
t
f
o
r
d

Average RPI Win: 148		WON-LOST	WINNING	LAST 10	STRENGTH OF		OPP. STRENGTH	TEAM	ADJ		CONF.	ADJ CONF.
Average RPI Loss: 87		RECORD	PCT. RANK	GAMES	SCHEDULE		OF SCHEDULE	RPI	RPI		RPI	RPI
DIV. I ONLY		5-37-0	.11905	285	1-9-0		46	87	231		.43927	228
DIV. I NON-CONF.		4-21-0	.16	269	1-1-0		55	130	232		.44014	224
TOTALS		RPI 1-25	RPI 26-50		W-L RECORDS		RPI 51-100		RPI 101-150		RPI 150+	
5-37-0		0-6-0	0-7-0		OVERALL		1-10-0		1-8-0		3-6-0	
4-10-0		0-3-0	0-1-0		HOME		1-2-0		1-4-0		2-0-0	
1-14-0		0-3-0	0-1-0		AWAY		0-5-0		0-2-0		1-3-0	
0-13-0		0-0-0	0-5-0		NEUTRAL		0-3-0		0-2-0		0-3-0	
4-21-0		0-0-0	0-6-0		NON-CONFERENCE		1-7-0		0-4-0		3-4-0	
3-2-0		0-0-0	0-0-0		HOME		1-2-0		0-0-0		2-0-0	
1-6-0		0-0-0	0-0-		AWAY		0-2-0		0-2-0		1-1-0	
0-13-0		0-0-0	0-5-0		NEUTRAL		0-3-0		0-2-0		0-3-0	
1-16-0		0-6-0	0-1-0		CONFERENCE		0-3-0		1-4-0		0-2-0	
1-8-0		0-3-0	0-1-0		HOME		0-0-0		1-4-0		0-0-0	
0-8-0		0-3-0	0-0-0		AWAY		0-3-0		0-0-0		0-2-0	
0-0-0		0-0-0	0-0-0		NEUTRAL		0-0-0		0-0-0		0-0-0	
RPI S	Opponent	Score	RPI S	Opponent	Score	RPI S	Opponent	Score	RPI S	Opponent	Score	
17 H	South Ala.	3 13	33 N	Minnesota	0 8	65 A	Auburn	3 7	106 A	Coastal Caro.	0 10	
17 H	South Ala.	1 9	34 H	Western Ky.	1 6	65 H	Auburn	2 5	106 A	Coastal Caro.	0 2	
17 H	South Ala.	0 8	39 A	Georgia	1 13	69 A	Ole Miss	0 11	135 H	Troy	7 5	
21 A	La.-Lafayette	3 6	43 N	James Madison	0 13	71 A	FIU	1 6	135 H	Troy	0 5	
21 A	La.-Lafayette	0 10	43 N	James Madison	2 8	71 A	FIU	2 11	136 H	Fla. Atlantic	3 5	
21 A	La.-Lafayette	0 6	46 N	Northwestern	1 5	71 A	FIU	4 12	136 H	Fla. Atlantic	2 13	
			46 N	Northwestern	1 8	74 N	UT Martin	2 7	136 H	Fla. Atlantic	3 5	
						85 N	McNeese St.	3 6	140 N	Campbell	2 10	
						87 N	Drake	2 3	140 N	Campbell	6 11	
						95 H	Eastern Ky.	2 1	154 N	Georgetown	2 4	
						95 H	Eastern Ky.	1 5	155 A	Evansville	0 7	
									155 A	Evansville	5 2	
									161 A	La.-Monroe	1 2	
									161 A	La.-Monroe	6 7	
									173 N	Charlotte	6 8	
									177 H	Austin Peay	3 2	
									177 H	Austin Peay	7 5	
									247 N	Mississippi Val.	2 11	
LAST 10 GAMES												
21 A	La.-Lafayette	0 6	17 H	South Ala.	0 8							
21 A	La.-Lafayette	0 10	17 H	South Ala.	1 9							
21 A	La.-Lafayette	3 6	17 H	South Ala.	3 13							
155 A	Evansville	5 2	34 H	Western Ky.	1 6							
155 A	Evansville	0 7	161 A	La.-Monroe	1 2							

Non-Div. I Games:

Middle Tenn.

Average RPI Win:		175	WON-LOST RECORD		WINNING PCT. RANK	LAST 10 GAMES		STRENGTH OF SCHEDULE		OPP. STRENGTH OF SCHEDULE	TEAM RPI	ADJ RPI	CONF. RPI	ADJ CONF. RPI			
Average RPI Loss:		125															
DIV. I ONLY			14-27-0		.34146	229	3-7-0		200		145	227	.43921	229	13	13	
DIV. I NON-CONF.			11-15-0		.42308	183	2-2-0		229		146	207	.45213	206	13	12	
TOTALS		RPI 1-25		RPI 26-50		W-L RECORDS		RPI 51-100		RPI 101-150		RPI 150+					
14-27-0		0-1-0		0-1-0		OVERALL		3-9-0		1-5-0		10-11-0					
2-6-0		0-0-0		0-0-0		HOME		0-3-0		0-0-0		2-3-0					
3-14-0		0-1-0		0-1-0		AWAY		1-4-0		1-4-0		1-4-0					
9-7-0		0-0-0		0-0-0		NEUTRAL		2-2-0		0-1-0		7-4-0					
11-15-0		0-1-0		0-1-0		NON-CONFERENCE		2-4-0		1-2-0		8-7-0					
1-1-0		0-0-0		0-0-0		HOME		0-0-0		0-0-0		1-1-0					
1-7-0		0-1-0		0-0-		AWAY		0-2-0		1-1-0		0-2-0					
9-7-0		0-0-0		0-0-0		NEUTRAL		2-2-0		0-1-0		7-4-0					
3-12-0		0-0-0		0-0-0		CONFERENCE		1-5-0		0-3-0		2-4-0					
1-5-0		0-0-0		0-0-0		HOME		0-3-0		0-0-0		1-2-0					
2-7-0		0-0-0		0-0-0		AWAY		1-2-0		0-3-0		1-2-0					
0-0-0		0-0-0		0-0-0		NEUTRAL		0-0-0		0-0-0		0-0-0					
RPI	S	Opponent		Score		RPI	S	Opponent		Score		RPI	S	Opponent		Score	
23	A	Tulsa		1	8	39	A	Georgia		1	9	54	N	Kansas		0	8
								64 H Creighton		5	16	102	A	Illinois		6	5
								64 H Creighton		1	3	115	A	Bradley		3	5
								64 H Creighton		1	9	115	A	Bradley		0	2
								65 A Auburn		1	7	115	A	Bradley		2	3
								66 N IPFW		9	0	118	A	Indiana		0	7
								81 N North Dakota St.		10	7	132	N	Chattanooga		2	9
								81 N North Dakota St.		2	4	159	N	UMKC		3	5
								87 A Drake		1	13	160	N	Nicholls St.		0	3
								87 A Drake		1	9	163	N	Memphis		1	2
								87 A Drake		4	3	172	N	Radford		2	3
								91 A Iowa St.		2	7	172	N	Radford		9	8
												175	A	Wichita St.		3	6
												175	A	Wichita St.		3	4
												175	A	Wichita St.		4	2
												186	H	Missouri St.		5	9
												186	H	Missouri St.		2	4
												186	H	Missouri St.		9	7
												209	N	Bryant		10	2
												213	N	Northern Colo.		3	2
												213	N	Northern Colo.		8	7
												222	H	IUPUI		7	0
												222	H	IUPUI		6	17
								LAST 10 GAMES				233	N	Wright St.		3	1
								64 H Creighton		1	9	237	A	Southeast Mo. St.		4	9
								64 H Creighton		1	3	237	A	Southeast Mo. St.		4	5
								64 H Creighton		5	16	238	N	Tennessee St.		9	6
								222 H IUPUI		7	0	251	N	North Dakota		7	1
								222 H IUPUI		6	17						
								87 A Drake		1	13						
								87 A Drake		4	3						
								87 A Drake		1	9						
								102 A Illinois		6	5						
								118 A Indiana		0	7						

Non-Div. I Games:

Indiana St.

RPI	S	Opponent	Score	
216	H	UNC Wilmington	5	4
216	N	UNC Wilmington	5	6
220	N	Western Caro.	0	2
220	N	Western Caro.	0	3
234	H	Canisius	13	0
234	H	Canisius	2	12
244	N	Bethune-Cookman	9	6
248	N	Savannah St.	19	11
272	H	Wagner	9	1

Charleston So.

C
h
a
r
l
e
s
t
o
n
S
o
.

C
h
a
r
l
e
s
t
o
n
S
o
.

Average RPI Win:		243	WON-LOST RECORD		WINNING PCT. RANK		LAST 10 GAMES		STRENGTH OF SCHEDULE		OPP. STRENGTH OF SCHEDULE		TEAM RPI		ADJ RPI		CONF. RPI		ADJ CONF. RPI	
DIV. I ONLY			19-21-0		.475 148		7-3-0		261		245		234		.43835 231		31		31	
DIV. I NON-CONF.			12-20-0		.375 202		0-2-0		194		213		214		.44843 212		31		31	
TOTALS		RPI 1-25		RPI 26-50		W-L RECORDS		RPI 51-100		RPI 101-150		RPI 150+								
19-21-0		0-2-0		0-1-0		OVERALL		0-3-0		2-5-0		17-10-0								
5-2-0		0-0-0		0-0-0		HOME		0-1-0		1-0-0		4-1-0								
8-10-0		0-1-0		0-0-0		AWAY		0-0-0		1-3-0		7-6-0								
6-9-0		0-1-0		0-1-0		NEUTRAL		0-2-0		0-2-0		6-3-0								
12-20-0		0-2-0		0-1-0		NON-CONFERENCE		0-3-0		2-5-0		10-9-0								
3-1-0		0-0-0		0-0-0		HOME		0-1-0		1-0-0		2-0-0								
3-10-0		0-1-0		0-0-		AWAY		0-0-0		1-3-0		2-6-0								
6-9-0		0-1-0		0-1-0		NEUTRAL		0-2-0		0-2-0		6-3-0								
7-1-0		0-0-0		0-0-0		CONFERENCE		0-0-0		0-0-0		7-1-0								
2-1-0		0-0-0		0-0-0		HOME		0-0-0		0-0-0		2-1-0								
5-0-0		0-0-0		0-0-0		AWAY		0-0-0		0-0-0		5-0-0								
0-0-0		0-0-0		0-0-0		NEUTRAL		0-0-0		0-0-0		0-0-0								
RPI	S	Opponent		Score		RPI	S	Opponent		Score		RPI	S	Opponent		Score				
9	A	LSU		3	9	35	N	North Carolina		0	10	66	N	IPFW		1	6			
23	N	Tulsa		0	3							75	H	Delaware		1	2			
												76	N	Purdue		0	4			
												110	A	Maryland		6	14			
												110	A	Maryland		5	13			
												112	A	New Mexico		3	11			
												112	A	New Mexico		7	2			
												115	N	Bradley		4	15			
												117	N	Central Mich.		6	8			
												146	H	Central Conn. St.		4	2			
												154	N	Georgetown		1	6			
												174	A	Towson		4	6			
												174	A	Towson		4	5			
												183	N	Princeton		5	4			
												183	N	Princeton		5	6			
												184	N	Temple		8	4			
												184	N	Temple		5	1			
												188	A	Elon		2	8			
												206	A	Liberty		1	10			
												206	A	Liberty		10	8			
												211	A	George Mason		1	3			
												211	A	George Mason		2	10			
												234	H	Canisius		4	1			
												238	N	Tennessee St.		1	2			
												247	N	Mississippi Val.		7	0			
												274	H	Delaware St.		6	2			
												274	H	Delaware St.		2	3			
												274	H	Delaware St.		7	0			
												275	H	Siena		4	3			
												285	N	Grambling		8	4			
LAST 10 GAMES						LAST 10 GAMES						LAST 10 GAMES								
289	A	Howard		10	1	274	H	Delaware St.		7	0	274	H	Delaware St.		6	2			
289	A	Howard		18	1	274	H	Delaware St.		6	2	274	H	Delaware St.		2	3			
211	A	George Mason		1	3	290	A	Morgan St.		9	6	274	H	Delaware St.		7	0			
211	A	George Mason		2	10	290	A	Morgan St.		13	2	275	H	Siena		4	3			
274	H	Delaware St.		2	3	290	A	Morgan St.		11	0	285	N	Grambling		8	4			

Non-Div. I Games: Miles 7 4

Hampton

RPI	S	Opponent	Score
286	A	UMBC	14 0
288	N	Saint Peter's	10 0
289	A	Howard	10 1
289	A	Howard	18 1
290	A	Morgan St.	13 2
290	A	Morgan St.	11 0
290	A	Morgan St.	9 6

 Tie,
 Loss,
 Non-Conf,
 S Site, H Home, A Away, N Neutral

Page 297

Average RPI Win:		212	WON-LOST RECORD		WINNING PCT. RANK		LAST 10 GAMES		STRENGTH OF SCHEDULE		OPP. STRENGTH OF SCHEDULE		TEAM RPI		ADJ RPI		CONF. RPI		ADJ CONF. RPI				
DIV. I ONLY			12-28-0		.3	242	5-5-0		159		201		236		.43697	232	31		31				
DIV. I NON-CONF.			8-26-0		.23529	257	1-3-0		136		164		242		.43323	238	31		31				
TOTALS		RPI 1-25		RPI 26-50		W-L RECORDS		RPI 51-100		RPI 101-150		RPI 150+											
12-28-0		0-1-0		1-3-0		OVERALL		1-8-0		1-6-0		9-10-0											
4-4-0		0-0-0		0-1-0		HOME		0-1-0		0-0-0		4-2-0											
4-8-0		0-1-0		0-1-0		AWAY		1-3-0		1-2-0		2-1-0											
4-16-0		0-0-0		1-1-0		NEUTRAL		0-4-0		0-4-0		3-7-0											
8-26-0		0-1-0		1-3-0		NON-CONFERENCE		1-8-0		1-6-0		5-8-0											
2-3-0		0-0-0		0-1-0		HOME		0-1-0		0-0-0		2-1-0											
2-7-0		0-1-0		0-0-		AWAY		1-3-0		1-2-0		0-0-0											
4-16-0		0-0-0		1-1-0		NEUTRAL		0-4-0		0-4-0		3-7-0											
4-2-0		0-0-0		0-0-0		CONFERENCE		0-0-0		0-0-0		4-2-0											
2-1-0		0-0-0		0-0-0		HOME		0-0-0		0-0-0		2-1-0											
2-1-0		0-0-0		0-0-0		AWAY		0-0-0		0-0-0		2-1-0											
0-0-0		0-0-0		0-0-0		NEUTRAL		0-0-0		0-0-0		0-0-0											
RPI	S	Opponent		Score		RPI	S	Opponent		Score		RPI	S	Opponent		Score							
2	A	Florida		2	20	26	A	Florida St.		0	4	55	A	North Florida		7	4	107	N	Robert Morris		1	4
						33	H	Minnesota		0	10	55	N	North Florida		0	6	124	N	Rutgers		0	8
						47	N	South Carolina		5	4	59	H	Jacksonville		4	6	136	A	Fla. Atlantic		0	6
						50	N	Ball St.		0	9	59	N	Jacksonville		1	4	141	N	Texas-Arlington		0	1
												59	N	Jacksonville		2	5	143	N	Stony Brook		1	6
												68	A	UCF		1	3	144	A	Mercer		7	4
												68	A	UCF		1	9	144	A	Mercer		1	9
												87	N	Drake		0	1	161	N	La.-Monroe		6	8
												97	A	Stetson		0	11	197	N	Boston U.		0	8
																		198	N	Eastern Mich.		2	6
																		207	N	Presbyterian		0	8
																		208	N	Dartmouth		2	6
																		212	N	LIU Brooklyn		5	3
																		214	N	Buffalo		1	2
																		238	H	Tennessee St.		2	4
																		248	H	Savannah St.		2	4
																		248	H	Savannah St.		6	0
																		248	H	Savannah St.		14	6
																		249	N	Mt. St. Mary's		4	3
																		249	N	Mt. St. Mary's		1	3
																		252	N	Colgate		4	2
																		271	A	N.C. A&T		5	0
																		271	A	N.C. A&T		4	9
																		271	A	N.C. A&T		9	6
																		276	H	Oakland		5	4
																		276	H	Oakland		4	0
LAST 10 GAMES																							
						271	A	N.C. A&T		5	0	248	H	Savannah St.		2	4	271	A	N.C. A&T		4	9
						271	A	N.C. A&T		9	6	144	A	Mercer		7	4	271	A	N.C. A&T		9	6
						271	A	N.C. A&T		4	9	144	A	Mercer		1	9	276	H	Oakland		5	4
						248	H	Savannah St.		6	0	33	H	Minnesota		0	10	276	H	Oakland		4	0
						248	H	Savannah St.		14	6	124	N	Rutgers		0	8						

Non-Div. I Games:

Florida A&M

Average RPI Win:		203	WON-LOST RECORD		WINNING PCT. RANK		LAST 10 GAMES		STRENGTH OF SCHEDULE		OPP. STRENGTH OF SCHEDULE		TEAM RPI	ADJ RPI		CONF. RPI	ADJ CONF. RPI
DIV. I ONLY			9-26-0		.25714 260		4-6-0		130		207		240	.43557 233		27	27
DIV. I NON-CONF.			3-20-0		.13043 278		0-2-0		51		132		238	.43818 232		25	25
TOTALS		RPI 1-25		RPI 26-50		W-L RECORDS		RPI 51-100		RPI 101-150		RPI 150+					
9-26-0		0-3-0		1-1-0		OVERALL		1-5-0		0-5-0		7-12-0					
6-6-0		0-0-0		0-0-0		HOME		0-0-0		0-3-0		6-3-0					
1-9-0		0-2-0		1-1-0		AWAY		0-2-0		0-1-0		0-3-0					
2-11-0		0-1-0		0-0-0		NEUTRAL		1-3-0		0-1-0		1-6-0					
3-20-0		0-3-0		1-1-0		NON-CONFERENCE		1-5-0		0-5-0		1-6-0					
0-3-0		0-0-0		0-0-0		HOME		0-0-0		0-3-0		0-0-0					
1-6-0		0-2-0		1-0-		AWAY		0-2-0		0-1-0		0-0-0					
2-11-0		0-1-0		0-0-0		NEUTRAL		1-3-0		0-1-0		1-6-0					
6-6-0		0-0-0		0-0-0		CONFERENCE		0-0-0		0-0-0		6-6-0					
6-3-0		0-0-0		0-0-0		HOME		0-0-0		0-0-0		6-3-0					
0-3-0		0-0-0		0-0-0		AWAY		0-0-0		0-0-0		0-3-0					
0-0-0		0-0-0		0-0-0		NEUTRAL		0-0-0		0-0-0		0-0-0					
RPI	S	Opponent		Score		RPI	S	Opponent		Score		RPI	S	Opponent		Score	
12	N	Texas A&M		0	11	32	A	Arkansas		3	11	57	N	SIU Edwardsville		0	4
19	A	UCLA		0	8	49	A	Lipscomb		11	9	72	N	Long Beach St.		4	7
19	A	UCLA		0	1							85	N	McNeese St.		1	2
												89	A	Marshall		0	2
												89	A	Marshall		4	6
												93	N	Michigan St.		2	1
												117	N	Central Mich.		2	3
												130	H	Bowling Green		0	2
												130	H	Bowling Green		1	2
												145	A	Dayton		5	6
												145	H	Dayton		0	4
												156	N	Jacksonville St.		3	4
												156	N	Jacksonville St.		3	4
												166	N	UNI		0	1
												166	N	UNI		1	2
												167	N	Samford		2	4
												171	A	Valparaiso		0	5
												171	A	Valparaiso		5	8
												171	A	Valparaiso		2	6
												175	N	Wichita St.		3	2
												229	N	Indiana St.		1	3
												241	H	Green Bay		7	8
												241	H	Green Bay		1	0
												241	H	Green Bay		8	6
												256	H	Youngstown St.		4	3
												256	H	Youngstown St.		2	7
												256	H	Youngstown St.		3	0
												257	H	Cleveland St.		6	5
												257	H	Cleveland St.		1	2
												257	H	Cleveland St.		6	3
LAST 10 GAMES																	
241 H Green Bay						1	0	256 H Youngstown St.						4	3		
241 H Green Bay						7	8	256 H Youngstown St.						2	7		
241 H Green Bay						8	6	256 H Youngstown St.						3	0		
145 H Dayton						0	4	171 A Valparaiso						2	6		
145 A Dayton						5	6	171 A Valparaiso						5	8		

Non-Div. I Games:

Wright St.

Average RPI Win: 242		WON-LOST	WINNING	LAST 10	STRENGTH OF		OPP. STRENGTH	TEAM	ADJ	CONF.	ADJ CONF.
Average RPI Loss: 173		RECORD	PCT. RANK	GAMES	SCHEDULE		OF SCHEDULE	RPI	RPI	RPI	RPI
DIV. I ONLY		17-14-0	.54839	115	5-5-0		279	237	232	.43416	234
DIV. I NON-CONF.		15-12-0	.55556	103	3-3-0		280	244	219	.44107	223
TOTALS		RPI 1-25	RPI 26-50		W-L RECORDS		RPI 51-100		RPI 101-150		RPI 150+
17-14-0	0-0-0	0-0-0		OVERALL		0-2-0		1-4-0		16-8-0	
3-1-0	0-0-0	0-0-0		HOME		0-0-0		0-0-0		3-1-0	
6-9-0	0-0-0	0-0-0		AWAY		0-0-0		0-2-0		6-7-0	
8-4-0	0-0-0	0-0-0		NEUTRAL		0-2-0		1-2-0		7-0-0	
15-12-0	0-0-0	0-0-0		NON-CONFERENCE		0-2-0		1-4-0		14-6-0	
2-0-0	0-0-0	0-0-0		HOME		0-0-0		0-0-0		2-0-0	
5-8-0	0-0-0	0-0-0		AWAY		0-0-0		0-2-0		5-6-0	
8-4-0	0-0-0	0-0-0		NEUTRAL		0-2-0		1-2-0		7-0-0	
2-2-0	0-0-0	0-0-0		CONFERENCE		0-0-0		0-0-0		2-2-0	
1-1-0	0-0-0	0-0-0		HOME		0-0-0		0-0-0		1-1-0	
1-1-0	0-0-0	0-0-0		AWAY		0-0-0		0-0-0		1-1-0	
0-0-0	0-0-0	0-0-0		NEUTRAL		0-0-0		0-0-0		0-0-0	
RPI S	Opponent	Score	RPI S	Opponent	Score	RPI S	Opponent	Score	RPI S	Opponent	Score
						60 N	Ohio St.	0 8	121 N	Pittsburgh	2 9
						75 N	Delaware	0 10	121 N	Pittsburgh	10 5
									122 A	Col. of Charleston	0 11
									122 A	Col. of Charleston	0 7
									146 N	Central Conn. St.	1 6
									168 A	Ohio	0 4
									168 A	Ohio	6 7
									193 H	Marist	6 4
									193 H	Marist	2 10
									211 A	George Mason	9 2
									211 A	George Mason	6 3
									230 A	Charleston So.	0 13
									230 A	Charleston So.	12 2
									231 A	Hampton	1 4
									235 N	Saint Francis (PA)	9 3
									235 N	Saint Francis (PA)	10 4
									249 A	Mt. St. Mary's	6 0
									249 A	Mt. St. Mary's	3 4
									254 N	Bucknell	4 1
									257 A	Cleveland St.	4 7
									267 H	St. Bonaventure	7 4
									267 H	St. Bonaventure	4 2
									267 N	St. Bonaventure	10 2
									267 N	St. Bonaventure	5 2
									271 A	N.C. A&T	12 0
									277 A	Rider	0 5
									277 A	Rider	9 7
LAST 10 GAMES											
						193 H	Marist	2 10	277 A	Rider	9 7
						193 H	Marist	6 4	230 A	Charleston So.	0 13
						267 H	St. Bonaventure	7 4	230 A	Charleston So.	12 2
						267 H	St. Bonaventure	4 2	122 A	Col. of Charleston	0 11
						277 A	Rider	0 5	122 A	Col. of Charleston	0 7

Non-Div. I Games:

Canisius

RPI	S	Opponent	Score	
283	N	UMES	15	2
283	N	UMES	7	4

Canisius

C
a
n
i
s
i
u
s

C
a
n
i
s
i
u
s

Average RPI Win:	259	WON-LOST	WINNING	LAST 10	STRENGTH OF	OPP. STRENGTH	TEAM	ADJ	CONF.	ADJ CONF.	
Average RPI Loss:	165	RECORD	PCT. RANK	GAMES	SCHEDULE	OF SCHEDULE	RPI	RPI	RPI	RPI	
DIV. I ONLY	19-17-0	.52778	122	4-6-0	267	278	229	.43234	235	23	23
DIV. I NON-CONF.	17-13-0	.56667	93	2-2-0	274	284	223	.43674	233	24	24
<hr/>											
TOTALS	RPI 1-25	RPI 26-50		W-L RECORDS		RPI 51-100		RPI 101-150		RPI 150+	
19-17-0	0-0-0	0-0-0		OVERALL		0-3-0		1-6-0		18-8-0	
2-2-0	0-0-0	0-0-0		HOME		0-0-0		0-0-0		2-2-0	
7-10-0	0-0-0	0-0-0		AWAY		0-1-0		0-5-0		7-4-0	
10-5-0	0-0-0	0-0-0		NEUTRAL		0-2-0		1-1-0		9-2-0	
17-13-0	0-0-0	0-0-0		NON-CONFERENCE		0-3-0		1-4-0		16-6-0	
2-2-0	0-0-0	0-0-0		HOME		0-0-0		0-0-0		2-2-0	
5-6-0	0-0-0	0-0-		AWAY		0-1-0		0-3-0		5-2-0	
10-5-0	0-0-0	0-0-0		NEUTRAL		0-2-0		1-1-0		9-2-0	
2-4-0	0-0-0	0-0-0		CONFERENCE		0-0-0		0-2-0		2-2-0	
0-0-0	0-0-0	0-0-0		HOME		0-0-0		0-0-0		0-0-0	
2-4-0	0-0-0	0-0-0		AWAY		0-0-0		0-2-0		2-2-0	
0-0-0	0-0-0	0-0-0		NEUTRAL		0-0-0		0-0-0		0-0-0	
RPI	S	Opponent	Score	RPI	S	Opponent	Score	RPI	S	Opponent	Score
						64 N Creighton	0 2			108 A Longwood	4 20
						74 N UT Martin	0 2			108 A Longwood	0 10
						75 A Delaware	2 7			128 A Penn St.	1 4
										131 N Villanova	3 1
										142 N South Dakota	1 3
										146 A Central Conn. St.	5 8
										146 A Central Conn. St.	11 12
										184 A Temple	4 10
										184 A Temple	1 2
										209 A Bryant	9 5
										209 A Bryant	2 9
										225 N Hartford	2 0
										234 N Canisius	4 10
										234 N Canisius	3 9
										249 A Mt. St. Mary's	4 1
										249 A Mt. St. Mary's	2 5
										256 H Youngstown St.	3 5
										256 H Youngstown St.	5 8
										257 H Cleveland St.	4 3
										257 H Cleveland St.	6 1
										258 N Holy Cross	10 7
										258 N Holy Cross	3 2
										269 N Niagara	7 6
										271 A N.C. A&T	3 0
										273 N Detroit	6 0
										274 A Delaware St.	5 4
										274 A Delaware St.	9 1
				LAST 10 GAMES							
						249 A Mt. St. Mary's	2 5			146 A Central Conn. St.	5 8
						249 A Mt. St. Mary's	4 1			146 A Central Conn. St.	11 12
						257 H Cleveland St.	6 1			209 A Bryant	9 5
						257 H Cleveland St.	4 3			209 A Bryant	2 9
						128 A Penn St.	1 4			256 H Youngstown St.	5 8

Non-Div. I Games:

Saint Francis (PA)

RPI	S	Opponent	Score	
283	N	UMES	11	4
285	N	Grambling	5	0
286	A	UMBC	8	1
288	N	Saint Peter's	13	5
288	N	Saint Peter's	10	1
290	A	Morgan St.	9	1

Saint Francis (PA)
(
P
A
)

S
a
i
n
t
F
r
a
n
c
i
s
(
P
A
)

S
a
i
n
t
F
r
a
n
c
i
s
(
P
A
)

Average RPI Win: 185		WON-LOST	WINNING	LAST 10	STRENGTH OF		OPP. STRENGTH	TEAM	ADJ	CONF.	ADJ CONF.
Average RPI Loss: 111		RECORD	PCT. RANK	GAMES	SCHEDULE		OF SCHEDULE	RPI	RPI	RPI	RPI
DIV. I ONLY		8-33-0	.19512	276	3-7-0		100	146	239	.43213	236
DIV. I NON-CONF.		6-23-0	.2069	264	1-1-0		115	111	241	.43217	239
TOTALS		RPI 1-25	RPI 26-50		W-L RECORDS		RPI 51-100		RPI 101-150		RPI 150+
8-33-0		0-5-0	0-2-0		OVERALL		0-9-0		3-8-0		5-9-0
2-5-0		0-0-0	0-0-0		HOME		0-3-0		2-2-0		0-0-0
4-10-0		0-1-0	0-2-0		AWAY		0-3-0		1-0-0		3-4-0
2-18-0		0-4-0	0-0-0		NEUTRAL		0-3-0		0-6-0		2-5-0
6-23-0		0-5-0	0-2-0		NON-CONFERENCE		0-3-0		1-7-0		5-6-0
0-1-0		0-0-0	0-0-0		HOME		0-0-0		0-1-0		0-0-0
4-4-0		0-1-0	0-0-		AWAY		0-0-0		1-0-0		3-1-0
2-18-0		0-4-0	0-0-0		NEUTRAL		0-3-0		0-6-0		2-5-0
2-10-0		0-0-0	0-0-0		CONFERENCE		0-6-0		2-1-0		0-3-0
2-4-0		0-0-0	0-0-0		HOME		0-3-0		2-1-0		0-0-0
0-6-0		0-0-0	0-0-0		AWAY		0-3-0		0-0-0		0-3-0
0-0-0		0-0-0	0-0-0		NEUTRAL		0-0-0		0-0-0		0-0-0
RPI S	Opponent	Score	RPI S	Opponent	Score	RPI S	Opponent	Score	RPI S	Opponent	Score
3 A	Texas	2 13	29 A	Arizona	1 13	67 A	San Jose St.	1 4	109 N	Fresno St.	6 9
8 N	Tennessee	0 10	40 A	San Diego St.	1 4	67 A	San Jose St.	0 8	112 N	New Mexico	2 4
15 N	Nebraska	0 9				67 A	San Jose St.	1 2	127 H	BYU	0 5
23 N	Tulsa	0 3				70 H	New Mexico St.	6 17	129 N	Lamar	1 2
23 N	Tulsa	0 8				70 H	New Mexico St.	0 3	129 N	Lamar	2 5
						70 H	New Mexico St.	2 5	134 H	UTSA	1 0
						76 N	Purdue	1 2	134 H	UTSA	4 5
						87 N	Drake	0 5	134 H	UTSA	2 1
						99 N	Colorado St.	3 4	142 N	South Dakota	4 5
									148 A	Boise St.	5 3
									148 N	Boise St.	0 2
									153 N	Portland St.	0 7
									153 N	Portland St.	6 5
									164 N	Loyola Marymount	0 3
									191 A	San Diego	3 4
									194 A	Idaho St.	12 4
									194 N	Idaho St.	3 2
									194 N	Idaho St.	0 9
									219 A	Seattle	1 3
									219 A	Seattle	1 2
									219 A	Seattle	0 8
									227 N	Southern Utah	1 4
									227 N	Southern Utah	4 6
									262 A	Weber St.	11 3
									262 A	Weber St.	2 1
LAST 10 GAMES			LAST 10 GAMES			LAST 10 GAMES			LAST 10 GAMES		
219 A	Seattle	0 8	134 H	UTSA	1 0	219 A	Seattle	1 3	134 H	UTSA	2 1
219 A	Seattle	1 3	134 H	UTSA	2 1	194 A	Idaho St.	12 4	70 H	New Mexico St.	0 3
219 A	Seattle	1 2	194 A	Idaho St.	12 4	70 H	New Mexico St.	0 3	70 H	New Mexico St.	2 5
127 H	BYU	0 5	70 H	New Mexico St.	0 3						
134 H	UTSA	4 5	70 H	New Mexico St.	2 5						

Non-Div. I Games:

Utah St.

Average RPI Win:	204	WON-LOST	WINNING	LAST 10	STRENGTH OF	OPP. STRENGTH	TEAM	ADJ	CONF.	ADJ CONF.						
Average RPI Loss:	128	RECORD	PCT. RANK	GAMES	SCHEDULE	OF SCHEDULE	RPI	RPI	RPI	RPI						
DIV. I ONLY	11-26-0	.2973	246	2-8-0	190	177	243	.43155	237	17	17					
DIV. I NON-CONF.	7-15-0	.31818	231	1-1-0	261	170	255	.41199	251	17	18					
TOTALS	RPI 1-25	RPI 26-50	W-L RECORDS	RPI 51-100	RPI 101-150	RPI 150+										
11-26-0	0-0-0	0-2-0	OVERALL	1-7-0	1-3-0	9-14-0										
5-8-0	0-0-0	0-0-0	HOME	1-6-0	0-0-0	4-2-0										
3-11-0	0-0-0	0-1-0	AWAY	0-0-0	1-0-0	2-4-0										
3-7-0	0-0-0	0-1-0	NEUTRAL	0-1-0	0-2-0	3-3-0										
7-15-0	0-0-0	0-2-0	NON-CONFERENCE	0-2-0	0-2-0	7-9-0										
4-3-0	0-0-0	0-0-0	HOME	0-1-0	0-0-0	4-2-0										
0-5-0	0-0-0	0-0-	AWAY	0-0-0	0-0-0	0-4-0										
3-7-0	0-0-0	0-1-0	NEUTRAL	0-1-0	0-2-0	3-3-0										
4-11-0	0-0-0	0-0-0	CONFERENCE	1-5-0	1-1-0	2-5-0										
1-5-0	0-0-0	0-0-0	HOME	1-5-0	0-0-0	0-0-0										
3-6-0	0-0-0	0-0-0	AWAY	0-0-0	1-1-0	2-5-0										
0-0-0	0-0-0	0-0-0	NEUTRAL	0-0-0	0-0-0	0-0-0										
RPI S Opponent Score	RPI S Opponent Score	RPI S Opponent Score	RPI S Opponent Score	RPI S Opponent Score	RPI S Opponent Score	RPI S Opponent Score										
28 N Mississippi St.	4 8	57 H SIU Edwardsville	0 13	116 A Murray St.	1 8											
34 A Western Ky.	3 10	57 H SIU Edwardsville	1 9	116 A Murray St.	9 3											
		57 H SIU Edwardsville	1 11	130 N Bowling Green	1 4											
		79 H Georgia Tech	4 9	130 N Bowling Green	1 4											
		83 H Eastern Ill.	1 10	155 A Evansville	2 9											
		83 H Eastern Ill.	1 5	155 A Evansville	0 8											
		83 H Eastern Ill.	4 1	155 H Evansville	3 2											
		86 N Northwestern St.	0 8	155 H Evansville	0 1											
				156 A Jacksonville St.	2 4											
				156 A Jacksonville St.	5 13											
				160 N Nicholls St.	7 8											
				161 A La.-Monroe	1 5											
				163 N Memphis	1 2											
				167 N Samford	1 2											
				181 A Tennessee Tech	0 4											
				181 A Tennessee Tech	1 9											
				186 H Missouri St.	1 2											
				186 H Missouri St.	3 2											
				201 A Belmont	3 1											
				201 A Belmont	11 12											
				210 A Jackson St.	0 1											
				229 H Indiana St.	9 4											
				229 H Indiana St.	5 4											
				238 A Tennessee St.	4 0											
				247 N Mississippi Val.	3 2											
				273 N Detroit	10 7											
				285 N Grambling	6 3											
LAST 10 GAMES				156 A Jacksonville St.	2 4	229 H Indiana St.	5 4									
83 H Eastern Ill.	1 10	156 A Jacksonville St.	5 13	238 A Tennessee St.	4 0											
83 H Eastern Ill.	1 5	155 H Evansville	3 2	247 N Mississippi Val.	3 2											
83 H Eastern Ill.	4 1	155 H Evansville	0 1	273 N Detroit	10 7											
181 A Tennessee Tech	1 9	57 H SIU Edwardsville	1 9	285 N Grambling	6 3											
181 A Tennessee Tech	0 4															

Non-Div. I Games:

Southeast Mo. St.

Average RPI Win:		238	WON-LOST		WINNING		LAST 10		STRENGTH OF		OPP. STRENGTH		TEAM	ADJ		CONF.	ADJ CONF.
Average RPI Loss:		123	RECORD		PCT. RANK		GAMES		SCHEDULE		OF SCHEDULE		RPI	RPI		RPI	RPI
DIV. I ONLY			11-30-0		.26829 258		1-9-0		107		242		235	.43098 238		17	17
DIV. I NON-CONF.			9-17-0		.34615 218		0-1-0		203		254		243	.42686 243		17	18
TOTALS		RPI 1-25		RPI 26-50		W-L RECORDS		RPI 51-100		RPI 101-150		RPI 150+					
11-30-0		0-2-0		0-2-0		OVERALL		1-11-0		0-4-0		10-11-0					
5-10-0		0-0-0		0-0-0		HOME		1-3-0		0-2-0		4-5-0					
1-14-0		0-0-0		0-1-0		AWAY		0-0-0		0-0-0		1-3-0					
5-6-0		0-1-0		0-0-0		NEUTRAL		0-0-0		0-2-0		5-3-0					
9-17-0		0-2-0		0-2-0		NON-CONFERENCE		0-3-0		0-4-0		9-6-0					
3-7-0		0-0-0		0-0-0		HOME		0-2-0		0-2-0		3-3-0					
1-4-0		0-1-0		0-0-		AWAY		0-1-0		0-0-0		1-0-0					
5-6-0		0-1-0		0-0-0		NEUTRAL		0-0-0		0-2-0		5-3-0					
2-13-0		0-0-0		0-0-0		CONFERENCE		1-8-0		0-0-0		1-5-0					
2-3-0		0-0-0		0-0-0		HOME		1-1-0		0-0-0		1-2-0					
0-10-0		0-0-0		0-0-0		AWAY		0-7-0		0-0-0		0-3-0					
0-0-0		0-0-0		0-0-0		NEUTRAL		0-0-0		0-0-0		0-0-0					
RPI	S	Opponent		Score		RPI	S	Opponent		Score		RPI	S	Opponent		Score	
8	A	Tennessee		1	19	26	A	Florida St.		0	8	57	A	SIU Edwardsville		1	8
17	N	South Ala.		1	9	28	A	Mississippi St.		0	8	57	A	SIU Edwardsville		0	8
												58	H	Neb. Omaha		0	11
												65	A	Auburn		2	3
												65	H	Auburn		1	6
												74	H	UT Martin		4	2
												74	H	UT Martin		0	13
												83	A	Eastern Ill.		0	4
												83	A	Eastern Ill.		1	7
												95	A	Eastern Ky.		5	13
												95	A	Eastern Ky.		3	5
												95	A	Eastern Ky.		2	9

Non-Div. I Games:

Tennessee St.

Average RPI Win: 212		WON-LOST RECORD		WINNING PCT. RANK		LAST 10 GAMES		STRENGTH OF SCHEDULE		OPP. STRENGTH OF SCHEDULE		TEAM RPI		ADJ RPI		CONF. RPI		ADJ CONF. RPI	
DIV. I ONLY		10-30-0		.25 263		3-7-0		118		199		237		.43004 239		7		9	
DIV. I NON-CONF.		6-15-0		.28571 241		0-4-0		209		255		251		.41066 252		11		11	
TOTALS		RPI 1-25		RPI 26-50		W-L RECORDS		RPI 51-100		RPI 101-150		RPI 150+							
10-30-0		0-0-0		0-3-0		OVERALL		2-14-0		0-7-0		8-6-0							
3-6-0		0-0-0		0-0-0		HOME		0-3-0		0-3-0		3-0-0							
1-16-0		0-0-0		0-3-0		AWAY		1-9-0		0-2-0		0-2-0							
6-8-0		0-0-0		0-0-0		NEUTRAL		1-2-0		0-2-0		5-4-0							
6-15-0		0-0-0		0-0-0		NON-CONFERENCE		1-6-0		0-3-0		5-6-0							
0-0-0		0-0-0		0-0-0		HOME		0-0-0		0-0-0		0-0-0							
0-7-0		0-0-0		0-0-		AWAY		0-4-0		0-1-0		0-2-0							
6-8-0		0-0-0		0-0-0		NEUTRAL		1-2-0		0-2-0		5-4-0							
4-15-0		0-0-0		0-3-0		CONFERENCE		1-8-0		0-4-0		3-0-0							
3-6-0		0-0-0		0-0-0		HOME		0-3-0		0-3-0		3-0-0							
1-9-0		0-0-0		0-3-0		AWAY		1-5-0		0-1-0		0-0-0							
0-0-0		0-0-0		0-0-0		NEUTRAL		0-0-0		0-0-0		0-0-0							
RPI S	Opponent	Score		RPI S	Opponent	Score		RPI S	Opponent	Score		RPI S	Opponent	Score					
				38 A	USC Upstate	2	10	53 A	Kennesaw St.	0	1	132 N	Chattanooga	2	5				
				38 A	USC Upstate	2	7	53 A	Kennesaw St.	0	3	132 N	Chattanooga	1	2				
				38 A	USC Upstate	1	3	53 A	Kennesaw St.	1	2	140 A	Campbell	4	6				
								59 H	Jacksonville	0	6	144 A	Mercer	5	13				
								59 H	Jacksonville	2	4	144 H	Mercer	2	7				
								59 H	Jacksonville	4	6	144 H	Mercer	5	15				
								61 A	Georgia St.	0	10	144 H	Mercer	1	3				
								61 A	Georgia St.	2	8	181 N	Tennessee Tech	0	8				
								78 N	Central Ark.	7	6	207 N	Presbyterian	9	11				
								78 N	Central Ark.	0	6	221 H	East Tenn. St.	3	2				
								89 A	Marshall	1	4	221 H	East Tenn. St.	4	0				
								89 A	Marshall	1	6	221 H	East Tenn. St.	8	5				
								95 N	Eastern Ky.	2	3	223 N	Drexel	5	1				
								97 A	Stetson	0	8	226 A	Morehead St.	5	8				
								97 A	Stetson	3	1	226 A	Morehead St.	0	3				
								97 A	Stetson	1	2	226 N	Morehead St.	6	8				
												250 N	Norfolk St.	4	1				
												255 N	Toledo	6	2				
												269 N	Niagara	2	1				
												276 N	Oakland	4	6				
												281 N	N.C. Central	8	1				
				LAST 10 GAMES															
				221 H	East Tenn. St.	4	0	59 H	Jacksonville	0	6								
				221 H	East Tenn. St.	3	2	59 H	Jacksonville	2	4								
				221 H	East Tenn. St.	8	5	59 H	Jacksonville	4	6								
				89 A	Marshall	1	4	226 A	Morehead St.	0	3								
				89 A	Marshall	1	6	226 A	Morehead St.	5	8								

Non-Div. I Games:

Northern Ky.

Average RPI Win: 242		WON-LOST	WINNING	LAST 10	STRENGTH OF		OPP. STRENGTH	TEAM	ADJ		CONF.	ADJ CONF.
Average RPI Loss: 168		RECORD	PCT. RANK	GAMES	SCHEDULE		OF SCHEDULE	RPI	RPI		RPI	RPI
DIV. I ONLY		18-20-0	.47368	152	2-8-0		265	255	238		.42945	23
DIV. I NON-CONF.		14-12-0	.53846	114	0-3-0		275	272	227		.43669	24
TOTALS		RPI 1-25	RPI 26-50		W-L RECORDS		RPI 51-100		RPI 101-150		RPI 150+	
18-20-0	0-0-0	0-0-0		OVERALL		0-1-0		1-9-0		17-10-0		
7-7-0	0-0-0	0-0-0		HOME		0-0-0		0-3-0		7-4-0		
5-7-0	0-0-0	0-0-0		AWAY		0-0-0		0-3-0		5-3-0		
6-6-0	0-0-0	0-0-0		NEUTRAL		0-1-0		1-2-0		5-3-0		
14-12-0	0-0-0	0-0-0		NON-CONFERENCE		0-1-0		1-5-0		13-6-0		
4-2-0	0-0-0	0-0-0		HOME		0-0-0		0-1-0		4-1-0		
4-4-0	0-0-0	0-0-		AWAY		0-0-0		0-2-0		4-2-0		
6-6-0	0-0-0	0-0-0		NEUTRAL		0-1-0		1-2-0		5-3-0		
4-8-0	0-0-0	0-0-0		CONFERENCE		0-0-0		0-4-0		4-4-0		
3-5-0	0-0-0	0-0-0		HOME		0-0-0		0-2-0		3-3-0		
1-3-0	0-0-0	0-0-0		AWAY		0-0-0		0-2-0		1-1-0		
0-0-0	0-0-0	0-0-0		NEUTRAL		0-0-0		0-0-0		0-0-0		
RPI S	Opponent	Score	RPI S	Opponent	Score	RPI S	Opponent	Score	RPI S	Opponent	Score	
						74 N	UT Martin	0 1	103 H	Monmouth	0 1	
									103 H	Monmouth	1 6	
									123 H	Connecticut	0 1	
									125 N	Penn	1 5	
									142 N	South Dakota	0 12	
									142 N	South Dakota	12 5	
									143 A	Stony Brook	0 11	
									143 A	Stony Brook	2 3	
									146 A	Central Conn. St.	0 4	
									146 A	Central Conn. St.	0 5	
									169 H	Fairfield	6 14	
									173 A	Charlotte	0 3	
									173 A	Charlotte	2 5	
									180 A	Fairleigh Dickinson	3 1	
									180 A	Fairleigh Dickinson	2 8	
									182 N	Akron	3 1	
									208 H	Dartmouth	7 6	
									208 H	Dartmouth	6 3	
									212 H	LIU Brooklyn	5 4	
									212 H	LIU Brooklyn	2 3	
									215 H	Quinnipiac	3 4	
									215 H	Quinnipiac	0 6	
									220 N	Western Caro.	2 0	
									246 N	La Salle	8 0	
									246 N	La Salle	1 2	
									258 N	Holy Cross	7 9	
									260 H	Iona	4 1	
LAST 10 GAMES												
			215 H	Quinnipiac	0 6	143 A	Stony Brook	2 3				
			215 H	Quinnipiac	3 4	169 H	Fairfield	6 14				
			180 A	Fairleigh Dickinson	3 1	212 H	LIU Brooklyn	5 4				
			180 A	Fairleigh Dickinson	2 8	212 H	LIU Brooklyn	2 3				
			143 A	Stony Brook	0 11	146 A	Central Conn. St.	0 5				

Non-Div. I Games:

Sacred Heart

RPI	S	Opponent	Score	
260	H	Iona	11	1
269	N	Niagara	0	2
272	H	Wagner	1	0
272	H	Wagner	8	0
273	N	Detroit	7	1
275	N	Siena	4	1
284	A	Coppin St.	9	5
284	A	Coppin St.	5	1
285	A	Grambling	2	0
290	A	Morgan St.	9	0

Sacred Heart

S
a
c
r
e
d
H
e
a
r
t

S
a
c
r
e
d
H
e
a
r
t

Average RPI Win:		222	WON-LOST RECORD		WINNING PCT. RANK		LAST 10 GAMES		STRENGTH OF SCHEDULE		OPP. STRENGTH OF SCHEDULE		TEAM RPI		ADJ RPI		CONF. RPI		ADJ CONF. RPI	
DIV. I ONLY			8-16-0		.33333 230		5-5-0		196		244		244		.42874 241		27		27	
DIV. I NON-CONF.			6-12-0		.33333 223		3-1-0		140		262		221		.4447 218		25		25	
TOTALS		RPI 1-25		RPI 26-50		W-L RECORDS		RPI 51-100		RPI 101-150		RPI 150+								
8-16-0		0-1-0		1-0-0		OVERALL		0-2-0		0-4-0		7-9-0								
0-0-0		0-0-0		0-0-0		HOME		0-0-0		0-0-0		0-0-0								
3-5-0		0-0-0		1-0-0		AWAY		0-0-0		0-0-0		2-5-0								
5-11-0		0-1-0		0-0-0		NEUTRAL		0-2-0		0-4-0		5-4-0								
6-12-0		0-1-0		1-0-0		NON-CONFERENCE		0-2-0		0-4-0		5-5-0								
0-0-0		0-0-0		0-0-0		HOME		0-0-0		0-0-0		0-0-0								
1-1-0		0-0-0		1-0-		AWAY		0-0-0		0-0-0		0-1-0								
5-11-0		0-1-0		0-0-0		NEUTRAL		0-2-0		0-4-0		5-4-0								
2-4-0		0-0-0		0-0-0		CONFERENCE		0-0-0		0-0-0		2-4-0								
0-0-0		0-0-0		0-0-0		HOME		0-0-0		0-0-0		0-0-0								
2-4-0		0-0-0		0-0-0		AWAY		0-0-0		0-0-0		2-4-0								
0-0-0		0-0-0		0-0-0		NEUTRAL		0-0-0		0-0-0		0-0-0								
RPI	S	Opponent		Score		RPI	S	Opponent		Score		RPI	S	Opponent		Score				
5	N	Alabama		7	10	48	A	Notre Dame		5	4	81	N	North Dakota St.		1	9			
												87	N	Drake		1	5			
												102	N	Illinois		3	6			
												126	N	Utah Valley		2	6			
												137	N	Albany (NY)		3	7			
												137	N	Albany (NY)		2	9			
												166	A	UNI		2	8			
												171	A	Valparaiso		2	5			
												171	A	Valparaiso		3	2			
												171	A	Valparaiso		3	11			
												180	N	Fairleigh Dickinson		1	2			
												187	N	Army		3	5			
												233	A	Wright St.		8	7			
												233	A	Wright St.		0	1			
												233	A	Wright St.		6	8			
												253	N	Manhattan		5	0			
												253	N	Manhattan		0	1			
												259	N	Columbia		7	6			
												259	N	Columbia		3	1			
												272	N	Wagner		1	2			
												277	N	Rider		16	1			
												277	N	Rider		6	5			
LAST 10 GAMES																				
						233	A	Wright St.		0	1	171	A	Valparaiso		3	2			
						233	A	Wright St.		8	7	48	A	Notre Dame		5	4			
						233	A	Wright St.		6	8	253	N	Manhattan		5	0			
						171	A	Valparaiso		3	11	253	N	Manhattan		0	1			
						171	A	Valparaiso		2	5	277	N	Rider		16	1			

Non-Div. I Games:

Green Bay

Average RPI Win:	233	WON-LOST RECORD	WINNING PCT. RANK	LAST 10 GAMES	STRENGTH OF SCHEDULE	OPP. STRENGTH OF SCHEDULE	TEAM RPI	ADJ RPI	CONF. RPI	ADJ CONF. RPI		
DIV. I ONLY		13-21-0	.38235	210	5-5-0	220	256	241	.42706	242	18	19
DIV. I NON-CONF.		9-13-0	.40909	192	2-0-0	266	243	250	.41571	249	19	20
<hr/>												
TOTALS	RPI 1-25	RPI 26-50		W-L RECORDS		RPI 51-100		RPI 101-150		RPI 150+		
13-21-0	0-0-0	0-0-0		OVERALL		0-4-0		0-8-0		13-9-0		
0-1-0	0-0-0	0-0-0		HOME		0-0-0		0-1-0		0-0-0		
2-13-0	0-0-0	0-0-0		AWAY		0-4-0		0-5-0		2-4-0		
11-7-0	0-0-0	0-0-0		NEUTRAL		0-0-0		0-2-0		11-5-0		
9-13-0	0-0-0	0-0-0		NON-CONFERENCE		0-1-0		0-5-0		9-7-0		
0-1-0	0-0-0	0-0-0		HOME		0-0-0		0-1-0		0-0-0		
1-5-0	0-0-0	0-0-		AWAY		0-1-0		0-2-0		1-2-0		
8-7-0	0-0-0	0-0-0		NEUTRAL		0-0-0		0-2-0		8-5-0		
4-8-0	0-0-0	0-0-0		CONFERENCE		0-3-0		0-3-0		4-2-0		
0-0-0	0-0-0	0-0-0		HOME		0-0-0		0-0-0		0-0-0		
1-8-0	0-0-0	0-0-0		AWAY		0-3-0		0-3-0		1-2-0		
3-0-0	0-0-0	0-0-0		NEUTRAL		0-0-0		0-0-0		3-0-0		
RPI	S	Opponent	Score	RPI	S	Opponent	Score	RPI	S	Opponent	Score	
						58 A Neb. Omaha	0 3	111 A UC Santa Barbara		4 5		
						58 A Neb. Omaha	0 1	111 H UC Santa Barbara		3 8		
						58 A Neb. Omaha	1 4	121 N Pittsburgh		3 7		
						91 A Iowa St.	4 11	142 A South Dakota		15 16		
								142 A South Dakota		1 7		
								142 A South Dakota		6 7		
								145 N Dayton		1 2		
								147 A Southeastern La.		2 7		
								158 N Western Mich.		1 0		
								171 N Valparaiso		3 2		
								191 A San Diego		1 0		
								191 A San Diego		1 5		
								191 A San Diego		1 3		
								213 N Northern Colo.		4 3		
								213 N Northern Colo.		0 4		
								219 N Seattle		2 8		
								219 N Seattle		8 0		
								222 A IUPUI		0 12		
								222 A IUPUI		2 10		
								222 A IUPUI		7 1		
								243 N Texas Southern		7 3		
								245 N UTEP		5 13		
						276 N Oakland	7 4	251 N North Dakota		8 4		
						276 N Oakland	2 0	251 N North Dakota		3 5		
						276 N Oakland	4 1	251 N North Dakota		3 7		
						142 A South Dakota	1 7	251 N North Dakota		8 7		
						142 A South Dakota	6 7	276 N Oakland		7 4		

Non-Div. I Games: LSU-Alexandria 3 2

South Dakota St.

RPI	S	Opponent	Score	
276	N	Oakland	4	1
276	N	Oakland	2	0
286	N	UMBC	13	2

South Dakota St.

S
o
u
t
h
D
a
k
o
t
a
S
t
.

S
o
u
t
h
D
a
k
o
t
a
S
t
.

Tie, Loss, Non-Conf,S Site, H Home, A Away, N Neutral Page 313

T
e
x
a
s
S
o
u
t
h
e
r
n

Texas Southern						Through Games Of April 14, 2013					
Non-Div. I Games:	LSU-Alexandria	5	2	Northwood (TX)	5	2	Huston-Tillotson	15	0	Langston	Texas Southern
	Houston-Victoria	8	0	Our Lady Of The Lake	9	2	Langston	3	6		

T
e
x
a
s
S
o
u
t
h
e
r
n

[illegible]

Non-Div. I Games:

Bethune-Cookman

UTEP

Average RPI Win: 211		WON-LOST	WINNING	LAST 10	STRENGTH OF	OPP. STRENGTH	TEAM	ADJ	CONF.	ADJ CONF.					
Average RPI Loss: 137		RECORD	PCT. RANK	GAMES	SCHEDULE	OF SCHEDULE	RPI	RPI	RPI	RPI					
DIV. I ONLY		11-25-0	.30556	239	1-9-0	199	205	245	.42204	245	8	8			
DIV. I NON-CONF.		10-12-0	.45455	162	1-0-0	182	274	196	.45781	198	7	7			
<hr/>															
TOTALS		RPI 1-25		RPI 26-50		W-L RECORDS		RPI 51-100		RPI 101-150		RPI 150+			
11-25-0		0-0-0		0-3-0		OVERALL		0-5-0		2-7-0		9-10-0			
3-12-0		0-0-0		0-3-0		HOME		0-1-0		1-4-0		2-4-0			
4-7-0		0-0-0		0-0-0		AWAY		0-4-0		1-1-0		3-2-0			
4-6-0		0-0-0		0-0-0		NEUTRAL		0-0-0		0-2-0		4-4-0			
10-12-0		0-0-0		0-0-0		NON-CONFERENCE		0-2-0		2-4-0		8-6-0			
3-3-0		0-0-0		0-0-0		HOME		0-1-0		1-1-0		2-1-0			
3-3-0		0-0-0		0-0-		AWAY		0-1-0		1-1-0		2-1-0			
4-6-0		0-0-0		0-0-0		NEUTRAL		0-0-0		0-2-0		4-4-0			
1-13-0		0-0-0		0-3-0		CONFERENCE		0-3-0		0-3-0		1-4-0			
0-9-0		0-0-0		0-3-0		HOME		0-0-0		0-3-0		0-3-0			
1-4-0		0-0-0		0-0-0		AWAY		0-3-0		0-0-0		1-1-0			
0-0-0		0-0-0		0-0-0		NEUTRAL		0-0-0		0-0-0		0-0-0			
RPI	S	Opponent	Score	RPI	S	Opponent	Score	RPI	S	Opponent	Score				
				45	H	Houston	7 10	68	A	UCF	2 3	109	A	Fresno St.	2 10
				45	H	Houston	1 10	68	A	UCF	0 8	114	N	UC Davis	3 5
				45	H	Houston	2 17	68	A	UCF	2 4	120	H	East Carolina	4 9
								70	A	New Mexico St.	1 7	120	H	East Carolina	0 8
								70	H	New Mexico St.	4 5	120	H	East Carolina	0 9
												142	H	South Dakota	3 2
												142	H	South Dakota	3 5
												142	N	South Dakota	1 6
												147	A	Southeastern La.	4 3
												163	H	Memphis	2 4
												163	H	Memphis	1 5
												163	H	Memphis	5 6
												176	A	Southern Miss.	3 4
												176	A	Southern Miss.	10 4
												185	N	Sacramento St.	2 3
												201	A	Belmont	11 5
												205	N	UC Riverside	5 3
												205	N	UC Riverside	9 1
												210	A	Jackson St.	11 7
												210	A	Jackson St.	2 3
												242	N	South Dakota St.	13 5
												243	N	Texas Southern	1 4
												247	N	Mississippi Val.	12 9
												247	N	Mississippi Val.	1 6
												257	N	Cleveland St.	4 7
												275	H	Siena	3 1
												275	H	Siena	4 5
<hr/>															
LAST 10 GAMES															
				45	H	Houston	1 10	68	A	UCF	2 3	247	N	Mississippi Val.	12 9
				45	H	Houston	2 17	120	H	East Carolina	0 8	247	N	Mississippi Val.	1 6
				45	H	Houston	7 10	120	H	East Carolina	4 9	257	N	Cleveland St.	4 7
				68	A	UCF	2 4	120	H	East Carolina	0 9	275	H	Siena	3 1
				68	A	UCF	0 8	275	H	Siena	11 1	275	H	Siena	4 5

Non-Div. I Games: LSU-Alexandria 5 4

UTEP

RPI	S	Opponent	Score	
275	H	Siena	11	1

UTEP

U
T
E
P

U
T
E
P

Average RPI Win:	255	WON-LOST RECORD	WINNING PCT. RANK	LAST 10 GAMES	STRENGTH OF SCHEDULE	OPP. STRENGTH OF SCHEDULE	TEAM RPI	ADJ RPI	CONF. RPI	ADJ CONF. RPI	
Average RPI Loss:	147										
DIV. I ONLY	13-22-0	.37143	214	1-9-0	232	268	248	.42181	246	22	22
DIV. I NON-CONF.	11-10-0	.52381	127	0-2-0	268	277	228	.43941	228	22	22
<hr/>											
TOTALS	RPI 1-25	RPI 26-50		W-L RECORDS		RPI 51-100		RPI 101-150		RPI 150+	
13-22-0	0-0-0	0-0-0		OVERALL		0-6-0		1-6-0		12-10-0	
2-4-0	0-0-0	0-0-0		HOME		0-2-0		0-0-0		2-2-0	
5-14-0	0-0-0	0-0-0		AWAY		0-4-0		1-3-0		4-7-0	
6-4-0	0-0-0	0-0-0		NEUTRAL		0-0-0		0-3-0		6-1-0	
11-10-0	0-0-0	0-0-0		NON-CONFERENCE		0-2-0		1-6-0		10-2-0	
1-1-0	0-0-0	0-0-0		HOME		0-0-0		0-0-0		1-1-0	
4-5-0	0-0-0	0-0-		AWAY		0-2-0		1-3-0		3-0-0	
6-4-0	0-0-0	0-0-0		NEUTRAL		0-0-0		0-3-0		6-1-0	
2-12-0	0-0-0	0-0-0		CONFERENCE		0-4-0		0-0-0		2-8-0	
1-3-0	0-0-0	0-0-0		HOME		0-2-0		0-0-0		1-1-0	
1-9-0	0-0-0	0-0-0		AWAY		0-2-0		0-0-0		1-7-0	
0-0-0	0-0-0	0-0-0		NEUTRAL		0-0-0		0-0-0		0-0-0	
RPI	S	Opponent	Score	RPI	S	Opponent	Score	RPI	S	Opponent	Score
						63 H Saint Joseph's	0 8			103 A Monmouth	0 7
						63 H Saint Joseph's	1 7			103 A Monmouth	3 4
						75 A Delaware	1 5			131 A Villanova	5 3
						75 A Delaware	4 6			131 A Villanova	0 4
						98 A Fordham	1 5			133 N Loyola Chicago	3 5
						98 A Fordham	0 8			142 N South Dakota	3 12
										142 N South Dakota	1 10
										151 A Saint Louis	5 6
										151 A Saint Louis	0 6
										162 A Massachusetts	0 8
										162 A Massachusetts	0 5
										184 H Temple	5 0
										184 H Temple	1 11
										217 A Butler	0 2
										217 A Butler	1 15
										240 N Sacred Heart	2 1
										240 N Sacred Heart	0 8
										254 H Bucknell	0 7
										254 H Bucknell	8 0
										258 N Holy Cross	4 3
										265 A Rhode Island	7 2
										265 A Rhode Island	3 7
										273 N Detroit	6 0
										273 N Detroit	3 2
										284 A Coppin St.	9 0
										285 N Grambling	8 0
										286 A UMBC	5 4

Non-Div. I Games:

La Salle

RPI	S	Opponent	Score	
290	A	Morgan St.	15	0
290	N	Morgan St.	5	4

La Salle

L
a
S
a
l
l
e

L
a
S
a
l
l
e

Average RPI Win: 255		WON-LOST	WINNING	LAST 10	STRENGTH OF		OPP. STRENGTH	TEAM	ADJ		CONF.	ADJ CONF.
Average RPI Loss: 148		RECORD	PCT. RANK	GAMES	SCHEDULE		OF SCHEDULE	RPI	RPI		RPI	RPI
DIV. I ONLY		15-21-0	.41667	186	7-3-0		239	269	242		.42036	247
DIV. I NON-CONF.		8-19-0	.2963	236	0-1-0		188	245	247		.41365	250
TOTALS		RPI 1-25	RPI 26-50		W-L RECORDS		RPI 51-100		RPI 101-150		RPI 150+	
15-21-0		0-3-0	0-0-0		OVERALL		0-6-0		1-1-0		14-11-0	
4-0-0		0-0-0	0-0-0		HOME		0-0-0		0-0-0		4-0-0	
0-5-0		0-3-0	0-0-0		AWAY		0-1-0		0-0-0		0-1-0	
11-16-0		0-0-0	0-0-0		NEUTRAL		0-5-0		1-1-0		10-10-0	
8-19-0		0-3-0	0-0-0		NON-CONFERENCE		0-6-0		1-1-0		7-9-0	
0-0-0		0-0-0	0-0-0		HOME		0-0-0		0-0-0		0-0-0	
0-5-0		0-3-0	0-0-		AWAY		0-1-0		0-0-0		0-1-0	
8-14-0		0-0-0	0-0-0		NEUTRAL		0-5-0		1-1-0		7-8-0	
7-2-0		0-0-0	0-0-0		CONFERENCE		0-0-0		0-0-0		7-2-0	
4-0-0		0-0-0	0-0-0		HOME		0-0-0		0-0-0		4-0-0	
0-0-0		0-0-0	0-0-0		AWAY		0-0-0		0-0-0		0-0-0	
3-2-0		0-0-0	0-0-0		NEUTRAL		0-0-0		0-0-0		3-2-0	
RPI S	Opponent	Score	RPI S	Opponent	Score	RPI S	Opponent	Score	RPI S	Opponent	Score	
5 A	Alabama	5 8				58 N	Neb. Omaha	0 2	111 N	UC Santa Barbara	3 6	
21 A	La.-Lafayette	2 13				69 A	Ole Miss	1 2	118 N	Indiana	5 2	
21 A	La.-Lafayette	4 16				74 N	UT Martin	1 5	151 N	Saint Louis	1 5	
						85 N	McNeese St.	2 7	175 N	Wichita St.	3 1	
						86 N	Northwestern St.	0 6	178 N	Texas St.	5 7	
						87 N	Drake	0 7	178 N	Texas St.	4 5	
									228 N	Middle Tenn.	11 2	
									231 N	Hampton	0 7	
									237 N	Southeast Mo. St.	2 3	
									238 A	Tennessee St.	4 5	
									243 N	Texas Southern	3 5	
									245 N	UTEP	9 12	
									245 N	UTEP	6 1	
									248 N	Savannah St.	5 4	
									257 N	Cleveland St.	1 2	
									257 N	Cleveland St.	3 5	
									263 H	Alabama St.	10 2	
									270 N	Ark.-Pine Bluff	3 4	
									279 H	Alabama A&M	7 0	
									279 H	Alabama A&M	8 0	
									279 H	Alabama A&M	10 2	
									282 N	Southern U.	9 1	
									283 N	UMES	5 2	
									283 N	UMES	5 0	
									285 N	Grambling	22 2	
									287 N	Prairie View	5 3	
									291 N	South Carolina St.	10 0	
LAST 10 GAMES												
279 H	Alabama A&M	7 0	270 N	Ark.-Pine Bluff	3 4	283 N	UMES	5 2				
279 H	Alabama A&M	8 0	282 N	Southern U.	9 1	283 N	UMES	5 0				
279 H	Alabama A&M	10 2	287 N	Prairie View	5 3	285 N	Grambling	22 2				
5 A	Alabama	5 8	243 N	Texas Southern	3 5	287 N	Prairie View	5 3				
263 H	Alabama St.	10 2	285 N	Grambling	22 2	291 N	South Carolina St.	10 0				

Non-Div. I Games: William Carey 1 3 Texas Col. 5 0

William Carey 4 5

Mississippi Val.

Savannah St.

RPI	S	Opponent	Score	
285	N	Grambling	11	3
290	H	Morgan St.	8	0
290	H	Morgan St.	10	2

Savannah St.

S
a
v
a
n
n
a
h
S
t
.

S
a
v
a
n
n
a
h
S
t
.

RPI	S	Opponent	Score	
274	A	Delaware St.	4	2
278	H	Lafayette	0	5
278	H	Lafayette	11	3
286	A	UMBC	19	0
289	N	Howard	8	0

Mt. St. Mary's

M
t
.
S
t
.
M
a
r
y
'
s

M
t
.
S
t
.
M
a
r
y
'
s

RPI	S	Opponent	Score	
289	H	Howard	10	0
289	H	Howard	14	0
289	H	Howard	10	2
290	A	Morgan St.	7	2
290	A	Morgan St.	17	7
290	A	Morgan St.	4	2

Norfolk St.

N
o
r
f
o
l
k
S
t
.

N
o
r
f
o
l
k
S
t
.

Average RPI Win: 241		WON-LOST	WINNING	LAST 10	STRENGTH OF		OPP. STRENGTH	TEAM	ADJ		CONF.	ADJ CONF.
Average RPI Loss: 141		RECORD	PCT. RANK	GAMES	SCHEDULE		OF SCHEDULE	RPI	RPI		RPI	RPI
DIV. I ONLY		10-24-0	.29412	247	3-7-0		214	208	251		25	24
DIV. I NON-CONF.		8-20-0	.28571	241	1-3-0		120	219	225		23	23
TOTALS		RPI 1-25	RPI 26-50		W-L RECORDS		RPI 51-100		RPI 101-150		RPI 150+	
10-24-0		0-3-0	0-1-0		OVERALL		0-5-0		1-4-0		9-11-0	
0-0-0		0-0-0	0-0-0		HOME		0-0-0		0-0-0		0-0-0	
3-9-0		0-0-0	0-0-0		AWAY		0-0-0		1-0-0		2-0-0	
7-15-0		0-1-0	0-1-0		NEUTRAL		0-3-0		0-3-0		7-7-0	
8-20-0		0-3-0	0-1-0		NON-CONFERENCE		0-5-0		1-4-0		7-7-0	
0-0-0		0-0-0	0-0-0		HOME		0-0-0		0-0-0		0-0-0	
1-5-0		0-2-0	0-0-		AWAY		0-2-0		1-1-0		0-0-0	
7-15-0		0-1-0	0-1-0		NEUTRAL		0-3-0		0-3-0		7-7-0	
2-4-0		0-0-0	0-0-0		CONFERENCE		0-0-0		0-0-0		2-4-0	
0-0-0		0-0-0	0-0-0		HOME		0-0-0		0-0-0		0-0-0	
2-4-0		0-0-0	0-0-0		AWAY		0-0-0		0-0-0		2-4-0	
0-0-0		0-0-0	0-0-0		NEUTRAL		0-0-0		0-0-0		0-0-0	
RPI S	Opponent	Score	RPI S	Opponent	Score	RPI S	Opponent	Score	RPI S	Opponent	Score	
6 A	Arizona St.	7 15	35 N	North Carolina	0 16	64 N	Creighton	0 9	107 N	Robert Morris	2 4	
6 A	Arizona St.	0 8				66 N	IPFW	0 6	120 N	East Carolina	0 6	
24 N	Baylor	4 20				83 N	Eastern Ill.	0 7	126 N	Utah Valley	3 4	
						91 A	Iowa St.	1 11	142 A	South Dakota	3 4	
						91 A	Iowa St.	0 8	142 A	South Dakota	9 8	
									156 N	Binghamton	5 8	
									182 N	Akron	3 8	
									195 N	Lehigh	5 3	
									195 N	Lehigh	0 7	
									213 A	Northern Colo.	0 8	
									213 A	Northern Colo.	6 4	
									213 A	Northern Colo.	2 5	
									217 N	Butler	2 4	
									229 N	Indiana St.	1 7	
									242 N	South Dakota St.	4 8	
									242 N	South Dakota St.	5 3	
									242 N	South Dakota St.	7 3	
									242 N	South Dakota St.	7 8	
									262 A	Weber St.	3 6	
									262 A	Weber St.	3 7	
									262 A	Weber St.	11 4	
									272 N	Wagner	3 1	
									273 N	Detroit	5 4	
									277 N	Rider	10 1	
									288 N	Saint Peter's	12 0	
LAST 10 GAMES			242 N	South Dakota St.	7 8	213 A	Northern Colo.	0 8	273 N	Detroit	5 4	
			242 N	South Dakota St.	4 8	213 A	Northern Colo.	2 5	277 N	Rider	10 1	
			142 A	South Dakota	3 4	262 A	Weber St.	11 4	288 N	Saint Peter's	12 0	
			142 A	South Dakota	9 8	262 A	Weber St.	3 7				
			213 A	Northern Colo.	6 4	262 A	Weber St.	3 6				

Non-Div. I Games:

North Dakota

colgate

Colgate

RPI	S	Opponent	Score	
274	A	Delaware St.	2	0
274	A	Delaware St.	6	4

Colgate

C
o
l
g
a
t
e

C
o
l
g
a
t
e

Average RPI Win: 247		WON-LOST RECORD		WINNING PCT. RANK		LAST 10 GAMES		STRENGTH OF SCHEDULE		OPP. STRENGTH OF SCHEDULE		TEAM RPI		ADJ RPI		CONF. RPI		ADJ CONF. RPI	
DIV. I ONLY		14-16-0		.46667 159		7-3-0		277		259		253		.40933 253		29		29	
DIV. I NON-CONF.		8-14-0		.36364 209		1-1-0		262		258		254		.4036 255		29		29	
TOTALS		RPI 1-25		RPI 26-50		W-L RECORDS		RPI 51-100		RPI 101-150		RPI 150+							
14-16-0		0-0-0		0-0-0		OVERALL		0-0-0		0-3-0		14-13-0							
8-2-0		0-0-0		0-0-0		HOME		0-0-0		0-0-0		8-2-0							
2-6-0		0-0-0		0-0-0		AWAY		0-0-0		0-1-0		2-5-0							
4-8-0		0-0-0		0-0-0		NEUTRAL		0-0-0		0-2-0		4-6-0							
8-14-0		0-0-0		0-0-0		NON-CONFERENCE		0-0-0		0-3-0		8-11-0							
4-2-0		0-0-0		0-0-0		HOME		0-0-0		0-0-0		4-2-0							
0-4-0		0-0-0		0-0-		AWAY		0-0-0		0-1-0		0-3-0							
4-8-0		0-0-0		0-0-0		NEUTRAL		0-0-0		0-2-0		4-6-0							
6-2-0		0-0-0		0-0-0		CONFERENCE		0-0-0		0-0-0		6-2-0							
4-0-0		0-0-0		0-0-0		HOME		0-0-0		0-0-0		4-0-0							
2-2-0		0-0-0		0-0-0		AWAY		0-0-0		0-0-0		2-2-0							
0-0-0		0-0-0		0-0-0		NEUTRAL		0-0-0		0-0-0		0-0-0							
RPI	S	Opponent		Score	RPI	S	Opponent		Score	RPI	S	Opponent		Score	RPI	S	Opponent		Score
										137	N	Albany (NY)		6	14				
										137	N	Albany (NY)		2	5				
										143	A	Stony Brook		2	4				
										165	N	Providence		0	6				
										165	N	Providence		6	4				
										169	A	Fairfield		3	4				
										169	A	Fairfield		1	4				
										188	A	Elon		5	10				
										188	A	Elon		7	8				
										196	H	St. John's (NY)		2	0				
										196	H	St. John's (NY)		3	2				
										203	N	Cornell		3	4				
										203	N	Cornell		6	16				
										206	A	Liberty		0	7				
										225	H	Hartford		12	2				
										225	H	Hartford		0	1				
										241	N	Green Bay		1	0				
										241	N	Green Bay		0	5				
										258	N	Holy Cross		5	6				
										259	H	Columbia		1	11				
										259	H	Columbia		9	8				
										259	N	Columbia		3	4				
										259	N	Columbia		6	2				
										260	A	Iona		9	2				
										260	A	Iona		8	7				
										264	N	Yale		14	11				
										277	H	Rider		5	1				
LAST 10 GAMES																			
										169	A	Fairfield		3	4				
										169	A	Fairfield		1	4				
										277	H	Rider		13	1				
										277	H	Rider		5	1				
										260	A	Iona		9	2				

Non-Div. I Games:

Manhattan

RPI	S	Opponent	Score	
277	H	Rider	13	1
288	H	Saint Peter's	4	1
288	H	Saint Peter's	7	2

Manhattan

M
a
n
h
a
t
t
a
n

M
a
n
h
a
t
t
a
n

Average RPI Win:	236	WON-LOST RECORD	WINNING PCT. RANK	LAST 10 GAMES	STRENGTH OF SCHEDULE	OPP. STRENGTH OF SCHEDULE	TEAM RPI	ADJ RPI	CONF. RPI	ADJ CONF. RPI					
DIV. I ONLY	13-24-0	.35135	219	6-4-0	226	280	254	.40541	254	28	28				
DIV. I NON-CONF.	7-18-0	.28	244	1-1-0	187	280	252	.40378	254	28	28				
<hr/>															
TOTALS	RPI 1-25	RPI 26-50		W-L RECORDS		RPI 51-100		RPI 101-150		RPI 150+					
13-24-0	0-0-0	0-0-0		OVERALL		0-2-0		1-5-0		12-17-0					
5-5-0	0-0-0	0-0-0		HOME		0-0-0		0-0-0		5-5-0					
6-15-0	0-0-0	0-0-0		AWAY		0-2-0		1-3-0		5-10-0					
2-4-0	0-0-0	0-0-0		NEUTRAL		0-0-0		0-2-0		2-2-0					
<hr/>															
7-18-0	0-0-0	0-0-0		NON-CONFERENCE		0-2-0		1-5-0		6-11-0					
0-2-0	0-0-0	0-0-0		HOME		0-0-0		0-0-0		0-2-0					
5-12-0	0-0-0	0-0-		AWAY		0-2-0		1-3-0		4-7-0					
2-4-0	0-0-0	0-0-0		NEUTRAL		0-0-0		0-2-0		2-2-0					
<hr/>															
6-6-0	0-0-0	0-0-0		CONFERENCE		0-0-0		0-0-0		6-6-0					
5-3-0	0-0-0	0-0-0		HOME		0-0-0		0-0-0		5-3-0					
1-3-0	0-0-0	0-0-0		AWAY		0-0-0		0-0-0		1-3-0					
0-0-0	0-0-0	0-0-0		NEUTRAL		0-0-0		0-0-0		0-0-0					
<hr/>															
RPI	S	Opponent	Score	RPI	S	Opponent	Score	RPI	S	Opponent	Score				
				85 A McNeese St.				2	9	108 A Longwood		1	9		
				85 A McNeese St.				0	8	108 A Longwood		0	7		
												129 A Lamar		1	3
												129 A Lamar		2	1
												143 N Stony Brook		2	13
												143 N Stony Brook		3	4
												189 N Seton Hall		2	4
												189 N Seton Hall		4	0
												192 A George Washington		4	3
												195 H Lehigh		1	6
												195 H Lehigh		2	1
												195 H Lehigh		1	3
												195 H Lehigh		2	5
												204 A Houston Baptist		9	7
												204 A Houston Baptist		1	6
												223 H Drexel		1	3
												223 H Drexel		1	3
												234 N Canisius		1	4
												243 A Texas Southern		3	4
												243 A Texas Southern		2	3
								246 A La Salle		0	8				
								246 A La Salle		7	0				
								252 A Colgate		7	0				
								252 A Colgate		2	4				
								252 A Colgate		5	8				
								252 A Colgate		2	3				
								246 A La Salle		0	8				
								257 A Cleveland St.		2	6				
<hr/>															
				LAST 10 GAMES											
278 H Lafayette				4	0	252 A Colgate				5	8				
278 H Lafayette				8	3	252 A Colgate				7	0				
278 H Lafayette				4	0	252 A Colgate				2	3				
278 H Lafayette				2	0	246 A La Salle				0	8				
252 A Colgate				2	4	246 A La Salle				7	0				

Non-Div. I Games:

Bucknell

RPI	S	Opponent	Score	
257	A	Cleveland St.	0	3
267	N	St. Bonaventure	8	7
278	H	Lafayette	4	0
278	H	Lafayette	2	0
278	H	Lafayette	4	0
278	H	Lafayette	8	3
287	A	Prairie View	8	0
287	A	Prairie View	1	7

Bucknell

Average RPI Win: 197		WON-LOST	WINNING	LAST 10	STRENGTH OF	OPP. STRENGTH	TEAM	ADJ	CONF.	ADJ CONF.					
Average RPI Loss: 148		RECORD	PCT. RANK	GAMES	SCHEDULE	OF SCHEDULE	RPI	RPI	RPI	RPI					
DIV. I ONLY		11-25-0	.30556	239	5-5-0	248	190	257	.40411	255	19	18			
DIV. I NON-CONF.		7-17-0	.29167	239	1-1-0	273	202	267	.38565	265	18	17			
<hr/>															
TOTALS		RPI 1-25		RPI 26-50		W-L RECORDS		RPI 51-100		RPI 101-150		RPI 150+			
11-25-0		0-0-0		0-3-0		OVERALL		1-4-0		2-8-0		8-10-0			
5-9-0		0-0-0		0-2-0		HOME		1-1-0		0-0-0		4-6-0			
1-2-0		0-0-0		0-0-0		AWAY		0-0-0		1-2-0		0-0-0			
5-14-0		0-0-0		0-1-0		NEUTRAL		0-3-0		1-6-0		4-4-0			
7-17-0		0-0-0		0-1-0		NON-CONFERENCE		0-3-0		2-8-0		5-5-0			
1-1-0		0-0-0		0-0-0		HOME		0-0-0		0-0-0		1-1-0			
1-2-0		0-0-0		0-0-		AWAY		0-0-0		1-2-0		0-0-0			
5-14-0		0-0-0		0-1-0		NEUTRAL		0-3-0		1-6-0		4-4-0			
4-8-0		0-0-0		0-2-0		CONFERENCE		1-1-0		0-0-0		3-5-0			
4-8-0		0-0-0		0-2-0		HOME		1-1-0		0-0-0		3-5-0			
0-0-0		0-0-0		0-0-0		AWAY		0-0-0		0-0-0		0-0-0			
0-0-0		0-0-0		0-0-0		NEUTRAL		0-0-0		0-0-0		0-0-0			
RPI	S	Opponent	Score	RPI	S	Opponent	Score	RPI	S	Opponent	Score				
				42	N	South Fla.	2 8	63	N	Saint Joseph's	3 6	102	N	Illinois	6 0
				50	H	Ball St.	7 10	94	H	Kent St.	4 8	118	A	Indiana	1 9
				50	H	Ball St.	5 14	94	H	Kent St.	9 8	128	N	Penn St.	8 10
								95	N	Eastern Ky.	2 10	131	N	Villanova	3 5
								95	N	Eastern Ky.	2 9	132	N	Chattanooga	0 9
												133	N	Loyola Chicago	1 10
												139	N	Ill.-Chicago	5 6
												139	N	Ill.-Chicago	6 7
												145	A	Dayton	1 9
												145	A	Dayton	10 5
												164	N	Loyola Marymount	3 1
												168	H	Ohio	0 6
												168	H	Ohio	4 3
												182	H	Akron	6 2
												182	H	Akron	5 15
												186	N	Missouri St.	1 9
												200	N	Boston College	4 13
												202	H	Miami (OH)	10 11
												202	H	Miami (OH)	5 7
												214	H	Buffalo	0 1
												214	H	Buffalo	2 1
												239	N	Northern Ky.	2 6
												268	N	Maine	3 1
												268	N	Maine	7 3
												272	N	Wagner	6 7
												276	H	Oakland	7 9
												276	H	Oakland	6 2
<hr/>															
				LAST 10 GAMES											
				214	H	Buffalo	2 1	276	H	Oakland	7 9	268	N	Maine	3 1
				214	H	Buffalo	0 1	182	H	Akron	6 2	268	N	Maine	7 3
				94	H	Kent St.	4 8	182	H	Akron	5 15	272	N	Wagner	6 7
				94	H	Kent St.	9 8	168	H	Ohio	4 3	276	H	Oakland	7 9
				276	H	Oakland	6 2	168	H	Ohio	0 6	276	H	Oakland	6 2

Non-Div. I Games:

Toledo

RPI	S	Opponent	Score	
281	N	N.C. Central	9	1

Toledo

T
o
l
e
d
o

T
o
l
e
d
o

Average RPI Win: 247		WON-LOST	WINNING	LAST 10	STRENGTH OF		OPP. STRENGTH	TEAM	ADJ	CONF.	ADJ CONF.		
Average RPI Loss: 180		RECORD	PCT. RANK	GAMES	SCHEDULE		OF SCHEDULE	RPI	RPI	RPI	RPI		
DIV. I ONLY		9-16-0	.36	218	5-5-0		266	265	260	.40197	256	27	27
DIV. I NON-CONF.		5-11-0	.3125	232	1-0-0		124	275	231	.43954	227	25	25
TOTALS		RPI 1-25	RPI 26-50		W-L RECORDS		RPI 51-100		RPI 101-150		RPI 150+		
9-16-0		0-0-0	0-0-0		OVERALL		0-3-0		0-3-0		9-10-0		
3-3-0		0-0-0	0-0-0		HOME		0-0-0		0-0-0		3-3-0		
3-2-0		0-0-0	0-0-0		AWAY		0-0-0		0-0-0		3-0-0		
3-11-0		0-0-0	0-0-0		NEUTRAL		0-3-0		0-3-0		3-5-0		
5-11-0		0-0-0	0-0-0		NON-CONFERENCE		0-3-0		0-3-0		5-5-0		
0-0-0		0-0-0	0-0-0		HOME		0-0-0		0-0-0		0-0-0		
2-0-0		0-0-0	0-0-		AWAY		0-0-0		0-0-0		2-0-0		
3-11-0		0-0-0	0-0-0		NEUTRAL		0-3-0		0-3-0		3-5-0		
4-5-0		0-0-0	0-0-0		CONFERENCE		0-0-0		0-0-0		4-5-0		
3-3-0		0-0-0	0-0-0		HOME		0-0-0		0-0-0		3-3-0		
1-2-0		0-0-0	0-0-0		AWAY		0-0-0		0-0-0		1-2-0		
0-0-0		0-0-0	0-0-0		NEUTRAL		0-0-0		0-0-0		0-0-0		
RPI S	Opponent	Score	RPI S	Opponent	Score	RPI S	Opponent	Score	RPI S	Opponent	Score		
						63 N	Saint Joseph's	2 6	126 N	Utah Valley	3 8		
						64 N	Creighton	2 6	130 N	Bowling Green	0 1		
						98 N	Fordham	0 7	140 N	Campbell	7 9		
									156 N	Jacksonville St.	3 8		
									180 N	Fairleigh Dickinson	5 1		
									184 N	Temple	1 7		
									187 N	Army	3 10		
									197 N	Boston U.	4 6		
									233 A	Wright St.	0 3		
									233 A	Wright St.	3 4		
									233 A	Wright St.	7 2		
									235 A	Saint Francis (PA)	8 5		
									235 A	Saint Francis (PA)	5 3		
									257 H	Cleveland St.	2 1		
									257 H	Cleveland St.	6 11		
									257 H	Cleveland St.	4 5		
									268 N	Maine	10 4		
									272 N	Wagner	10 2		
									273 H	Detroit	8 0		
									273 H	Detroit	5 0		
									273 H	Detroit	2 4		
									288 N	Saint Peter's	5 6		
LAST 10 GAMES													
						257 H	Cleveland St.	2 1	273 H	Detroit	2 4		
						257 H	Cleveland St.	4 5	233 A	Wright St.	3 4		
						257 H	Cleveland St.	6 11	233 A	Wright St.	7 2		
						273 H	Detroit	8 0	233 A	Wright St.	0 3		
						273 H	Detroit	5 0	235 A	Saint Francis (PA)	8 5		

Non-Div. I Games:

Youngstown St.

C
l
e
v
e
l
a
n
d
s
t
.

Cleveland St.

C
l
e
v
e
l
a
n
d
s
t
.

C
l
e
v
e
l
a
n
d
s
t
.

Cleveland St.

Average RPI Win:	253	WON-LOST RECORD	WINNING PCT. RANK	LAST 10 GAMES	STRENGTH OF SCHEDULE	OPP. STRENGTH OF SCHEDULE	TEAM RPI	ADJ RPI	CONF. RPI	ADJ CONF. RPI	
DIV. I ONLY		13-19-0	.40625 192	4-6-0	270	274	256	.40079 258	28	28	
DIV. I NON-CONF.		6-14-0	.3 235	0-2-0	256	270	262	.38767 264	28	28	
TOTALS	RPI 1-25	RPI 26-50		W-L RECORDS		RPI 51-100		RPI 101-150		RPI 150+	
13-19-0	0-0-0	0-0-0		OVERALL		0-1-0		0-6-0		13-12-0	
4-4-0	0-0-0	0-0-0		HOME		0-0-0		0-0-0		4-4-0	
3-7-0	0-0-0	0-0-0		AWAY		0-0-0		0-4-0		3-3-0	
6-8-0	0-0-0	0-0-0		NEUTRAL		0-1-0		0-2-0		6-5-0	
6-14-0	0-0-0	0-0-0		NON-CONFERENCE		0-1-0		0-6-0		6-7-0	
0-0-0	0-0-0	0-0-0		HOME		0-0-0		0-0-0		0-0-0	
0-6-0	0-0-0	0-0-		AWAY		0-0-0		0-4-0		0-2-0	
6-8-0	0-0-0	0-0-0		NEUTRAL		0-1-0		0-2-0		6-5-0	
7-5-0	0-0-0	0-0-0		CONFERENCE		0-0-0		0-0-0		7-5-0	
4-4-0	0-0-0	0-0-0		HOME		0-0-0		0-0-0		4-4-0	
3-1-0	0-0-0	0-0-0		AWAY		0-0-0		0-0-0		3-1-0	
0-0-0	0-0-0	0-0-0		NEUTRAL		0-0-0		0-0-0		0-0-0	
RPI S	Opponent	Score	RPI S	Opponent	Score	RPI S	Opponent	Score	RPI S	Opponent	Score
						74 N	UT Martin	0 5	125 A	Penn	0 8
						125 A	Penn	1 5			
						125 N	Penn	4 12			
						142 N	South Dakota	2 14			
						146 A	Central Conn. St.	0 8			
						146 A	Central Conn. St.	0 2			
						165 N	Providence	7 11			
						182 N	Akron	5 9			
						187 H	Army	2 4			
						187 H	Army	1 3			
						187 H	Army	2 1			
						187 H	Army	7 2			
						235 N	Saint Francis (PA)	2 3			
						235 N	Saint Francis (PA)	7 10			
						240 N	Sacred Heart	9 7			
						246 N	La Salle	3 4			
						252 H	Colgate	2 0			
						252 H	Colgate	1 0			
						252 H	Colgate	2 5			
						252 H	Colgate	2 4			
						253 N	Manhattan	6 5			
						264 N	Yale	13 6			
						264 N	Yale	5 1			
						269 N	Niagara	5 4			
						275 A	Siena	7 15			
275 A	Siena	2 10									
278 A	Lafayette	10 1									
			LAST 10 GAMES								
			252 H	Colgate	2 4	275 A	Siena	7 15			
			252 H	Colgate	2 0	187 H	Army	7 2			
			252 H	Colgate	1 0	187 H	Army	2 1			
			252 H	Colgate	2 5	187 H	Army	1 3			
			275 A	Siena	2 10	187 H	Army	2 4			

Non-Div. I Games:

Holy Cross

RPI	S	Opponent	Score	
278	A	Lafayette	7	6
278	A	Lafayette	2	5
278	A	Lafayette	6	4
285	N	Grambling	15	8

Holy Cross

H
o
l
y
C
r
o
s
s

H
o
l
y
C
r
o
s
s

Average RPI Win: 242		WON-LOST	WINNING	LAST 10	STRENGTH OF		OPP. STRENGTH	TEAM	ADJ	CONF.	ADJ CONF.
Average RPI Loss: 224		RECORD	PCT. RANK	GAMES	SCHEDULE		OF SCHEDULE	RPI	RPI	RPI	RPI
DIV. I ONLY		18-18-0	.5	134	6-4-0		281	277	252	.40066	259
DIV. I NON-CONF.		12-12-0	.5	137	1-1-0		286	285	256	.39304	261
TOTALS		RPI 1-25	RPI 26-50		W-L RECORDS		RPI 51-100		RPI 101-150		RPI 150+
18-18-0	0-0-0	0-0-0		OVERALL		0-0-0		1-0-0		17-18-0	
5-7-0	0-0-0	0-0-0		HOME		0-0-0		0-0-0		5-7-0	
5-4-0	0-0-0	0-0-0		AWAY		0-0-0		0-0-0		5-4-0	
8-7-0	0-0-0	0-0-0		NEUTRAL		0-0-0		1-0-0		7-7-0	
12-12-0	0-0-0	0-0-0		NON-CONFERENCE		0-0-0		1-0-0		11-12-0	
2-2-0	0-0-0	0-0-0		HOME		0-0-0		0-0-0		2-2-0	
2-3-0	0-0-0	0-0-		AWAY		0-0-0		0-0-0		2-3-0	
8-7-0	0-0-0	0-0-0		NEUTRAL		0-0-0		1-0-0		7-7-0	
6-6-0	0-0-0	0-0-0		CONFERENCE		0-0-0		0-0-0		6-6-0	
3-5-0	0-0-0	0-0-0		HOME		0-0-0		0-0-0		3-5-0	
3-1-0	0-0-0	0-0-0		AWAY		0-0-0		0-0-0		3-1-0	
0-0-0	0-0-0	0-0-0		NEUTRAL		0-0-0		0-0-0		0-0-0	
RPI S	Opponent	Score	RPI S	Opponent	Score	RPI S	Opponent	Score	RPI S	Opponent	Score
									126 N	Utah Valley	1 0
									174 A	Towson	0 3
									180 H	Fairleigh Dickinson	5 4
									180 H	Fairleigh Dickinson	7 10
									193 N	Marist	0 8
									195 N	Lehigh	4 5
									195 N	Lehigh	3 1
									195 N	Lehigh	2 3
									199 H	Harvard	1 4
									199 H	Harvard	1 3
									203 H	Cornell	7 0
									203 H	Cornell	3 2
									203 H	Cornell	5 7
									203 H	Cornell	0 6
									208 H	Dartmouth	9 6
									208 H	Dartmouth	1 5
									241 N	Green Bay	1 3
									241 N	Green Bay	6 7
									253 A	Manhattan	8 9
									253 A	Manhattan	11 1
									253 N	Manhattan	2 6
									253 N	Manhattan	4 3
									260 N	Iona	2 1
									260 N	Iona	0 1
									264 A	Yale	2 1
									264 A	Yale	7 2
									266 A	Brown	12 1
									266 A	Brown	1 5
									266 A	Brown	12 1
			LAST 10 GAMES								
			203 H	Cornell	3 2	288 H	Saint Peter's	6 5	260 N	Iona	2 1
			203 H	Cornell	7 0	264 A	Yale	2 1	260 N	Iona	0 1
			203 H	Cornell	5 7	264 A	Yale	7 2	264 A	Yale	2 1
			203 H	Cornell	0 6	266 A	Brown	12 1	264 A	Yale	7 2
			288 H	Saint Peter's	0 3	266 A	Brown	1 5	266 A	Brown	12 1

Non-Div. I Games:

Columbia

RPI	S	Opponent	Score	
266	A	Brown	1	5
272	N	Wagner	5	2
277	A	Rider	3	4
277	A	Rider	7	6
277	N	Rider	6	0
277	N	Rider	11	3
288	H	Saint Peter's	0	3
288	H	Saint Peter's	6	5
288	N	Saint Peter's	6	0

Columbia

C
o
l
u
m
b
i
a

C
o
l
u
m
b
i
a

I
o
n
a

Iona

Average RPI Win:	170	WON-LOST RECORD	WINNING PCT. RANK	LAST 10 GAMES	STRENGTH OF SCHEDULE	OPP. STRENGTH OF SCHEDULE	TEAM RPI	ADJ RPI	CONF. RPI	ADJ CONF. RPI		
DIV. I ONLY		6-34-0	.15	282	2-8-0	202	186	266	.38981	261	21	21
DIV. I NON-CONF.		3-24-0	.11111	282	0-1-0	133	196	260	.39953	256	20	19
<hr/>												
TOTALS	RPI 1-25	RPI 26-50		W-L RECORDS		RPI 51-100		RPI 101-150		RPI 150+		
6-34-0	0-1-0	0-0-0		OVERALL		0-6-0		1-9-0		5-18-0		
5-12-0	0-0-0	0-0-0		HOME		0-2-0		1-4-0		4-6-0		
1-14-0	0-1-0	0-0-0		AWAY		0-4-0		0-2-0		1-7-0		
0-8-0	0-0-0	0-0-0		NEUTRAL		0-0-0		0-3-0		0-5-0		
3-24-0	0-1-0	0-0-0		NON-CONFERENCE		0-6-0		1-9-0		2-8-0		
3-9-0	0-0-0	0-0-0		HOME		0-2-0		1-4-0		2-3-0		
0-7-0	0-1-0	0-0-		AWAY		0-4-0		0-2-0		0-0-0		
0-8-0	0-0-0	0-0-0		NEUTRAL		0-0-0		0-3-0		0-5-0		
3-10-0	0-0-0	0-0-0		CONFERENCE		0-0-0		0-0-0		3-10-0		
2-3-0	0-0-0	0-0-0		HOME		0-0-0		0-0-0		2-3-0		
1-7-0	0-0-0	0-0-0		AWAY		0-0-0		0-0-0		1-7-0		
0-0-0	0-0-0	0-0-0		NEUTRAL		0-0-0		0-0-0		0-0-0		
RPI	S	Opponent	Score	RPI	S	Opponent	Score	RPI	S	Opponent	Score	
16	A	Stanford	0 8					62	H	Pacific	0 6	
								62	H	Pacific	1 8	
								67	A	San Jose St.	0 4	
								77	A	Oklahoma St.	3 13	
								77	A	Oklahoma St.	0 8	
								77	A	Oklahoma St.	0 9	
								101	A	Nevada	2 10	
								101	A	Nevada	0 10	
								109	H	Fresno St.	1 5	
								111	H	UC Santa Barbara	1 0	
								111	H	UC Santa Barbara	1 10	
								111	H	UC Santa Barbara	0 1	
								114	N	UC Davis	2 7	
								114	N	UC Davis	1 14	
								150	H	Cal St. Northridge	3 7	
								150	N	Cal St. Northridge	0 5	
								152	A	St. Mary's (CA)	3 10	
								152	A	St. Mary's (CA)	1 5	
								152	A	St. Mary's (CA)	0 1	
								152	A	St. Mary's (CA)	0 8	
								152	H	St. Mary's (CA)	0 4	
								164	H	Loyola Marymount	1 2	
								164	H	Loyola Marymount	3 2	
								164	H	Loyola Marymount	4 3	
								164	H	Loyola Marymount	3 5	
								166	N	UNI	1 2	
								166	N	UNI	1 9	
				LAST 10 GAMES				185	H	Sacramento St.	2 3	
				152	A	St. Mary's (CA)	0 8	185	H	Sacramento St.	3 6	
				152	A	St. Mary's (CA)	3 10	185	H	Sacramento St.	3 4	
				152	A	St. Mary's (CA)	1 5	190	A	CSU Bakersfield	4 5	
				152	A	St. Mary's (CA)	0 1	67	A	San Jose St.	0 4	
				190	A	CSU Bakersfield	2 4	164	H	Loyola Marymount	3 2	
								185	A	CSU Bakersfield	6 3	
								190	A	CSU Bakersfield	1 3	
								190	A	CSU Bakersfield	4 5	
								190	A	CSU Bakersfield	2 4	
								190	A	CSU Bakersfield	6 3	

Non-Div. I Games:

Santa Clara

Santa Clara

[illegible]

Non-Div. I Games:	Great Falls	12	4	Great Falls	7	0
--------------------------	--------------------	-----------	----------	--------------------	----------	----------

Weber St.

[illegible]

Non-Div. I Games:

Alabama St.

Average RPI Win: 197		WON-LOST	WINNING	LAST 10	STRENGTH OF		OPP. STRENGTH	TEAM	ADJ		CONF.	ADJ CONF.
Average RPI Loss: 190		RECORD	PCT. RANK	GAMES	SCHEDULE		OF SCHEDULE	RPI	RPI		RPI	RPI
DIV. I ONLY		8-26-0	.23529	267	1-9-0		213	260	262	.38416	264	25
DIV. I NON-CONF.		5-17-0	.22727	260	1-1-0		243	263	270	.37419	269	27
TOTALS		RPI 1-25	RPI 26-50		W-L RECORDS		RPI 51-100		RPI 101-150		RPI 150+	
8-26-0	0-1-0	0-0-0		OVERALL		0-0-0		1-7-0		7-18-0		
2-8-0	0-0-0	0-0-0		HOME		0-0-0		0-2-0		2-6-0		
4-13-0	0-0-0	0-0-0		AWAY		0-0-0		0-1-0		4-2-0		
2-5-0	0-0-0	0-0-0		NEUTRAL		0-0-0		1-1-0		1-4-0		
5-17-0	0-1-0	0-0-0		NON-CONFERENCE		0-0-0		1-5-0		4-11-0		
2-4-0	0-0-0	0-0-0		HOME		0-0-0		0-0-0		2-4-0		
1-8-0	0-1-0	0-0-		AWAY		0-0-0		0-4-0		1-3-0		
2-5-0	0-0-0	0-0-0		NEUTRAL		0-0-0		1-1-0		1-4-0		
3-9-0	0-0-0	0-0-0		CONFERENCE		0-0-0		0-2-0		3-7-0		
0-4-0	0-0-0	0-0-0		HOME		0-0-0		0-2-0		0-2-0		
3-5-0	0-0-0	0-0-0		AWAY		0-0-0		0-0-0		3-5-0		
0-0-0	0-0-0	0-0-0		NEUTRAL		0-0-0		0-0-0		0-0-0		
RPI S	Opponent	Score		RPI S	Opponent	Score		RPI S	Opponent	Score		
11 A	Washington	3	12					112 N	New Mexico	6	5	
								115 N	Bradley	0	2	
								125 H	Penn	0	7	
								125 H	Penn	0	9	
								143 A	Stony Brook	1	4	
								143 A	Stony Brook	1	7	
								146 A	Central Conn. St.	1	8	
								146 A	Central Conn. St.	1	3	
								165 A	Providence	0	9	
								168 N	Ohio	7	1	
								169 H	Fairfield	4	5	
								169 H	Fairfield	4	0	
								183 A	Princeton	3	2	
								183 A	Princeton	1	6	
								199 A	Harvard	4	7	
								199 A	Harvard	3	5	
								199 A	Harvard	3	12	
								199 A	Harvard	2	4	
								203 A	Cornell	7	5	
								203 A	Cornell	7	2	
								209 H	Bryant	2	10	
								209 H	Bryant	7	12	
								219 A	Seattle	1	6	
								219 N	Seattle	2	6	
								253 N	Manhattan	11	14	
								258 N	Holy Cross	1	5	
								258 N	Holy Cross	6	13	
LAST 10 GAMES												
199 A	Harvard	3	12	272 A	Wagner	4	5					
199 A	Harvard	3	5	259 H	Columbia	1	2					
199 A	Harvard	4	7	259 H	Columbia	2	7					
199 A	Harvard	2	4	125 H	Penn	0	7					
272 A	Wagner	5	3	125 H	Penn	0	9					

Non-Div. I Games:

Yale

RPI	S	Opponent	Score	
259	H	Columbia	2	7
259	H	Columbia	1	2
265	H	Rhode Island	5	3
265	H	Rhode Island	6	13
272	A	Wagner	4	5
272	A	Wagner	5	3

Yale

Y
a
l
e

Y
a
l
e

Average RPI Win:	260	WON-LOST	WINNING	LAST 10	STRENGTH OF	OPP. STRENGTH	TEAM	ADJ	CONF.	ADJ CONF.		
Average RPI Loss:	166	RECORD	PCT. RANK	GAMES	SCHEDULE	OF SCHEDULE	RPI	RPI	RPI	RPI		
DIV. I ONLY	9-21-0	.3	242	4-6-0	272	234	268	.38319	265	22	22	
DIV. I NON-CONF.	7-14-0	.33333	223	2-0-0	267	257	261	.39401	258	22	22	
<hr/>												
TOTALS	RPI 1-25	RPI 26-50		W-L RECORDS		RPI 51-100		RPI 101-150		RPI 150+		
9-21-0	0-0-0	0-1-0		OVERALL		0-3-0		0-5-0		9-12-0		
2-2-0	0-0-0	0-0-0		HOME		0-0-0		0-0-0		2-2-0		
6-10-0	0-0-0	0-0-0		AWAY		0-2-0		0-3-0		6-5-0		
1-9-0	0-0-0	0-1-0		NEUTRAL		0-1-0		0-2-0		1-5-0		
<hr/>												
7-14-0	0-0-0	0-1-0		NON-CONFERENCE		0-1-0		0-4-0		7-8-0		
0-0-0	0-0-0	0-0-0		HOME		0-0-0		0-0-0		0-0-0		
6-5-0	0-0-0	0-0-		AWAY		0-0-0		0-2-0		6-3-0		
1-9-0	0-0-0	0-1-0		NEUTRAL		0-1-0		0-2-0		1-5-0		
<hr/>												
2-7-0	0-0-0	0-0-0		CONFERENCE		0-2-0		0-1-0		2-4-0		
2-2-0	0-0-0	0-0-0		HOME		0-0-0		0-0-0		2-2-0		
0-5-0	0-0-0	0-0-0		AWAY		0-2-0		0-1-0		0-2-0		
0-0-0	0-0-0	0-0-0		NEUTRAL		0-0-0		0-0-0		0-0-0		
<hr/>												
RPI S	Opponent	Score	RPI S	Opponent	Score	RPI S	Opponent	Score	RPI S	Opponent	Score	
			42 N	South Fla.	0 3	87 N	Furman	0 4	105 N	Virginia	2 4	
						98 A	Fordham	2 6	106 A	Coastal Caro.	2 10	
						98 A	Fordham	2 12	106 A	Coastal Caro.	2 7	
									133 N	Loyola Chicago	0 7	
									145 A	Dayton	6 11	
									172 N	Radford	2 5	
									173 A	Charlotte	3 4	
									173 A	Charlotte	3 12	
									193 N	Marist	0 7	
									193 N	Marist	0 6	
									199 A	Harvard	1 11	
									199 A	Harvard	1 2	
									208 N	Dartmouth	4 3	
									225 N	Hartford	5 6	
									246 H	La Salle	7 3	
									246 H	La Salle	2 7	
									252 A	Colgate	5 4	
									264 A	Yale	3 5	
									264 A	Yale	13 6	
									266 A	Brown	2 0	
									266 A	Brown	4 0	
									267 H	St. Bonaventure	6 2	
									267 H	St. Bonaventure	6 11	
									268 N	Maine	1 2	
									284 A	Coppin St.	5 4	
									286 A	UMBC	8 1	
<hr/>												
			LAST 10 GAMES									
	173 A	Charlotte	3	12	98 A	Fordham	2	12	267 H	St. Bonaventure	6	2
	173 A	Charlotte	3	4	246 H	La Salle	7	3	268 N	Maine	1	2
	266 A	Brown	2	0	246 H	La Salle	2	7	284 A	Coppin St.	5	4
	266 A	Brown	4	0	267 H	St. Bonaventure	6	11	286 A	UMBC	8	1
	98 A	Fordham	2	6	267 H	St. Bonaventure	6	2				

Non-Div. I Games:

Rhode Island

Average RPI Win: 262		WON-LOST RECORD	WINNING PCT. RANK	LAST 10 GAMES	STRENGTH OF SCHEDULE	OPP. STRENGTH OF SCHEDULE	TEAM RPI	ADJ RPI		CONF. RPI	ADJ CONF. RPI			
Average RPI Loss: 176														
DIV. I ONLY		7-22-0	.24138 266	1-9-0	225	273	263	.38176	266	24	25			
DIV. I NON-CONF.		6-11-0	.35294 215	0-2-0	260	278	257	.39497	257	27	27			
<hr/>														
TOTALS		RPI 1-25	RPI 26-50		W-L RECORDS		RPI 51-100		RPI 101-150		RPI 150+			
7-22-0		0-1-0	0-0-0		OVERALL		0-3-0		0-3-0		7-15-0			
1-5-0		0-0-0	0-0-0		HOME		0-0-0		0-2-0		1-3-0			
1-11-0		0-0-0	0-0-0		AWAY		0-1-0		0-0-0		1-10-0			
5-6-0		0-1-0	0-0-0		NEUTRAL		0-2-0		0-1-0		5-2-0			
6-11-0		0-1-0	0-0-0		NON-CONFERENCE		0-3-0		0-1-0		6-6-0			
0-2-0		0-0-0	0-0-0		HOME		0-0-0		0-0-0		0-2-0			
1-3-0		0-0-0	0-0-		AWAY		0-1-0		0-0-0		1-2-0			
5-6-0		0-1-0	0-0-0		NEUTRAL		0-2-0		0-1-0		5-2-0			
1-11-0		0-0-0	0-0-0		CONFERENCE		0-0-0		0-2-0		1-9-0			
1-3-0		0-0-0	0-0-0		HOME		0-0-0		0-2-0		1-1-0			
0-8-0		0-0-0	0-0-0		AWAY		0-0-0		0-0-0		0-8-0			
0-0-0		0-0-0	0-0-0		NEUTRAL		0-0-0		0-0-0		0-0-0			
RPI	S	Opponent	Score		RPI	S	Opponent	Score		RPI	S	Opponent	Score	
11	N	Washington	0	11						115	N	Bradley	1	2
										125	H	Penn	1	7
										125	H	Penn	4	6
										174	A	Towson	2	1
										174	A	Towson	1	9
										183	A	Princeton	0	8
										183	A	Princeton	0	5
										203	A	Cornell	5	8
										203	A	Cornell	6	9
										208	A	Dartmouth	1	5
										208	A	Dartmouth	0	10
										208	A	Dartmouth	0	5
										208	A	Dartmouth	1	9
										209	A	Bryant	1	10
										252	N	Colgate	2	3
										252	N	Colgate	3	4
										259	H	Columbia	1	12
										259	H	Columbia	5	1
										265	H	Rhode Island	0	2
										265	H	Rhode Island	0	4
										274	N	Delaware St.	3	1
										278	N	Lafayette	5	1
										278	N	Lafayette	10	4
										278	N	Lafayette	3	1
										290	N	Morgan St.	3	2
LAST 10 GAMES														
208	A	Dartmouth	0	5	265	H	Rhode Island	0	4					
208	A	Dartmouth	1	9	125	H	Penn	1	7					
208	A	Dartmouth	1	5	125	H	Penn	4	6					
208	A	Dartmouth	0	10	259	H	Columbia	1	12					
265	H	Rhode Island	0	2	259	H	Columbia	5	1					

Non-Div. I Games:

Brown

S
t
.
B
o
n
a
v
e
n
t
u
r
e

St. Bonaventure

RPI	S	Opponent	Score	
274	N	Delaware St.	8	5

St. Bonaventure

S
t
.
B
o
n
a
v
e
n
t
u
r
e

S
t
.
B
o
n
a
v
e
n
t
u
r
e

Average RPI Win: 256		WON-LOST	WINNING	LAST 10	STRENGTH OF	OPP. STRENGTH	TEAM	ADJ	CONF.	ADJ CONF.					
Average RPI Loss: 150		RECORD	PCT. RANK	GAMES	SCHEDULE	OF SCHEDULE	RPI	RPI	RPI	RPI					
DIV. I ONLY		6-32-0	.15789	279	3-7-0	211	240	270	.37531	268	26	26			
DIV. I NON-CONF.		4-25-0	.13793	275	1-0-0	222	211	274	.37342	270	26	26			
<hr/>															
TOTALS		RPI 1-25	RPI 26-50		W-L RECORDS		RPI 51-100		RPI 101-150		RPI 150+				
6-32-0		0-0-0	0-2-0		OVERALL		0-5-0		0-9-0		6-16-0				
1-3-0		0-0-0	0-0-0		HOME		0-0-0		0-3-0		1-0-0				
3-8-0		0-0-0	0-2-0		AWAY		0-1-0		0-0-0		3-5-0				
2-21-0		0-0-0	0-0-0		NEUTRAL		0-4-0		0-6-0		2-11-0				
4-25-0		0-0-0	0-2-0		NON-CONFERENCE		0-5-0		0-6-0		4-12-0				
1-0-0		0-0-0	0-0-0		HOME		0-0-0		0-0-0		1-0-0				
1-4-0		0-0-0	0-0-		AWAY		0-1-0		0-0-0		1-1-0				
2-21-0		0-0-0	0-0-0		NEUTRAL		0-4-0		0-6-0		2-11-0				
2-7-0		0-0-0	0-0-0		CONFERENCE		0-0-0		0-3-0		2-4-0				
0-3-0		0-0-0	0-0-0		HOME		0-0-0		0-3-0		0-0-0				
2-4-0		0-0-0	0-0-0		AWAY		0-0-0		0-0-0		2-4-0				
0-0-0		0-0-0	0-0-0		NEUTRAL		0-0-0		0-0-0		0-0-0				
RPI	S	Opponent	Score	RPI	S	Opponent	Score	RPI	S	Opponent	Score				
				38	A	USC Upstate	1 5	52	A	FGCU	2 3	102	N	Illinois	1 7
				42	A	South Fla.	0 11	52	N	FGCU	0 8	119	N	Stephen F. Austin	1 5
								57	N	SIU Edwardsville	0 13	124	N	Rutgers	0 2
								63	N	Saint Joseph's	2 8	127	N	BYU	2 3
								98	N	Fordham	0 4	127	N	BYU	4 6
												128	N	Penn St.	0 3
												137	H	Albany (NY)	0 1
												137	H	Albany (NY)	4 8
												137	H	Albany (NY)	2 5
												156	A	Binghamton	2 11
												156	A	Binghamton	0 5
												156	A	Binghamton	0 8
												158	N	Western Mich.	0 4
												159	A	UMKC	3 9
												164	N	Loyola Marymount	2 11
												171	N	Valparaiso	0 3
												181	N	Tennessee Tech	1 4
												200	A	Boston College	11 5
												206	N	Liberty	3 4
												215	N	Quinnipiac	8 7
												215	N	Quinnipiac	5 6
												220	N	Western Caro.	4 5
												252	N	Colgate	3 5
												255	N	Toledo	1 3
												255	N	Toledo	3 7
												256	N	Youngstown St.	4 10
												265	N	Rhode Island	2 1
<hr/>															
LAST 10 GAMES															
				156	A	Binghamton	0 8	137	H	Albany (NY)	4 8	252	N	Colgate	3 5
				156	A	Binghamton	2 11	137	H	Albany (NY)	2 5	255	N	Toledo	1 3
				156	A	Binghamton	0 5	286	A	UMBC	7 6	255	N	Toledo	3 7
				200	A	Boston College	11 5	286	A	UMBC	2 4	256	N	Youngstown St.	4 10
				137	H	Albany (NY)	0 1	286	A	UMBC	11 7	265	N	Rhode Island	2 1

Non-Div. I Games:

Maine

RPI	S	Opponent	Score	
281	H	N.C. Central	9	1
286	A	UMBC	2	4
286	A	UMBC	11	7
286	A	UMBC	7	6

Maine

M
a
i
n
e

M
a
i
n
e

Average RPI Win: 240		WON-LOST	WINNING	LAST 10	STRENGTH OF		OPP. STRENGTH	TEAM	ADJ	CONF.	ADJ CONF.
Average RPI Loss: 170		RECORD	PCT. RANK	GAMES	SCHEDULE		OF SCHEDULE	RPI	RPI	RPI	RPI
DIV. I ONLY		4-21-0	.16	278	1-9-0		210	239	269	.37467	269
DIV. I NON-CONF.		3-18-0	.14286	273	0-6-0		227	246	276	.36708	275
TOTALS		RPI 1-25	RPI 26-50		W-L RECORDS		RPI 51-100		RPI 101-150		RPI 150+
4-21-0	0-0-0	0-1-0		OVERALL		0-5-0		0-0-0		4-15-0	
1-3-0	0-0-0	0-0-0		HOME		0-0-0		0-0-0		1-3-0	
1-9-0	0-0-0	0-0-0		AWAY		0-1-0		0-0-0		1-5-0	
2-9-0	0-0-0	0-1-0		NEUTRAL		0-3-0		0-0-0		2-5-0	
3-18-0	0-0-0	0-1-0		NON-CONFERENCE		0-5-0		0-0-0		3-12-0	
0-2-0	0-0-0	0-0-0		HOME		0-0-0		0-0-0		0-2-0	
1-7-0	0-0-0	0-0-		AWAY		0-2-0		0-0-0		1-5-0	
2-9-0	0-0-0	0-1-0		NEUTRAL		0-3-0		0-0-0		2-5-0	
1-3-0	0-0-0	0-0-0		CONFERENCE		0-0-0		0-0-0		1-3-0	
1-1-0	0-0-0	0-0-0		HOME		0-0-0		0-0-0		1-1-0	
0-2-0	0-0-0	0-0-0		AWAY		0-0-0		0-0-0		0-2-0	
0-0-0	0-0-0	0-0-0		NEUTRAL		0-0-0		0-0-0		0-0-0	
RPI S	Opponent	Score	RPI S	Opponent	Score	RPI S	Opponent	Score	RPI S	Opponent	Score
			49 N	Lipscomb	1 17	74 N	UT Martin	1 6	168 N	Ohio	5 14
						93 N	Michigan St.	1 2	169 A	Fairfield	2 3
						93 N	Michigan St.	1 8	169 A	Fairfield	6 9
						97 A	Stetson	1 4	181 N	Tennessee Tech	4 7
						97 A	Stetson	0 8	193 H	Marist	3 2
									193 H	Marist	5 7
									195 A	Lehigh	3 4
									195 A	Lehigh	8 10
									195 A	Lehigh	1 3
									195 A	Lehigh	3 6
									214 H	Buffalo	0 8
									214 H	Buffalo	0 1
									235 N	Saint Francis (PA)	6 7
									239 N	Northern Ky.	1 2
									240 N	Sacred Heart	2 0
									244 A	Bethune-Cookman	5 2
									244 A	Bethune-Cookman	2 10
									258 N	Holy Cross	4 5
									281 N	N.C. Central	9 1
LAST 10 GAMES											
			193 H	Marist	5 7	169 A	Fairfield	6 9			
			193 H	Marist	3 2	195 A	Lehigh	3 4			
			214 H	Buffalo	0 8	195 A	Lehigh	8 10			
			214 H	Buffalo	0 1	195 A	Lehigh	1 3			
			169 A	Fairfield	2 3	195 A	Lehigh	3 6			

Non-Div. I Games:

Niagara

Average RPI Win:	276	WON-LOST RECORD	WINNING PCT. RANK	LAST 10 GAMES	STRENGTH OF SCHEDULE	OPP. STRENGTH OF SCHEDULE	TEAM RPI	ADJ RPI	CONF. RPI	ADJ CONF. RPI			
DIV. I ONLY	8-16-0	.33333	230	4-6-0	260	229	259	.37264	270	30	30		
DIV. I NON-CONF.	0-12-0	0	286	0-3-0	63	91	258	.36821	274	30	30		
<hr/>													
TOTALS	RPI 1-25	RPI 26-50		W-L RECORDS		RPI 51-100		RPI 101-150		RPI 150+			
8-16-0	0-0-0	0-1-0		OVERALL		0-8-0		0-2-0		8-5-0			
2-5-0	0-0-0	0-0-0		HOME		0-0-0		0-2-0		2-3-0			
3-7-0	0-0-0	0-0-0		AWAY		0-6-0		0-0-0		3-0-0			
3-4-0	0-0-0	0-1-0		NEUTRAL		0-1-0		0-0-0		3-2-0			
<hr/>													
0-12-0	0-0-0	0-1-0		NON-CONFERENCE		0-8-0		0-2-0		0-1-0			
0-2-0	0-0-0	0-0-0		HOME		0-0-0		0-2-0		0-0-0			
0-7-0	0-0-0	0-0-		AWAY		0-7-0		0-0-0		0-0-0			
0-3-0	0-0-0	0-1-0		NEUTRAL		0-1-0		0-0-0		0-1-0			
<hr/>													
8-4-0	0-0-0	0-0-0		CONFERENCE		0-0-0		0-0-0		8-4-0			
2-3-0	0-0-0	0-0-0		HOME		0-0-0		0-0-0		2-3-0			
3-0-0	0-0-0	0-0-0		AWAY		0-0-0		0-0-0		3-0-0			
3-1-0	0-0-0	0-0-0		NEUTRAL		0-0-0		0-0-0		3-1-0			
<hr/>													
RPI	S	Opponent	Score	RPI	S	Opponent	Score	RPI	S	Opponent	Score		
				50	N	Ball St.	0	14					
				64	N	Creighton	2	16					
				69	A	Ole Miss	0	8					
				69	A	Ole Miss	0	4					
				69	A	Ole Miss	0	16					
				78	A	Central Ark.	0	8					
				78	A	Central Ark.	2	20					
				78	A	Central Ark.	2	10					
				78	A	Central Ark.	2	17					
				147	H	Southeastern La.	4	10					
				147	H	Southeastern La.	3	11					
				166	N	UNI	0	6					
				243	H	Texas Southern	0	8					
				243	H	Texas Southern	0	5					
243	H	Texas Southern	1	11									
247	N	Mississippi Val.	4	3									
263	N	Alabama St.	3	2									
279	N	Alabama A&M	4	10									
280	N	Alcorn	9	1									
282	H	Southern U.	6	0									
282	H	Southern U.	4	1									
285	A	Grambling	9	1									
285	A	Grambling	9	3									
285	A	Grambling	7	2									
<hr/>													
LAST 10 GAMES													
243	H	Texas Southern	0	5	285	A	Grambling	7	2				
243	H	Texas Southern	0	8	285	A	Grambling	9	3				
243	H	Texas Southern	1	11	147	H	Southeastern La.	4	10				
69	A	Ole Miss	0	8	147	H	Southeastern La.	3	11				
285	A	Grambling	9	1	282	H	Southern U.	4	1				
<hr/>													
Non-Div. I Games:	Williams Baptist	0	8	Columbia Chrst.	7	9	Indiana Tech	6	3	Central Baptist	0	13	
	Langston	9	1	Southern Ark.	3	18	Southern Ark.	1	5	Central Baptist	Ark.-Pine Bluff	2	4

Ark.-Pine Bluff

Through Games Of April 14, 2013

Non-Div. I Games:

Langston

0

9

Mo. Baptist

7

12

Ark.-Pine Bluff

A
r
k
.
-
P
i
n
e
B
l
u
f
f

A
r
k
.
-
P
i
n
e
B
l
u
f
f

Average RPI Win: 252		WON-LOST RECORD		WINNING PCT. RANK		LAST 10 GAMES		STRENGTH OF SCHEDULE		OPP. STRENGTH OF SCHEDULE		TEAM RPI		ADJ RPI		CONF. RPI		ADJ CONF. RPI	
DIV. I ONLY		6-24-0		.2 275		4-6-0		234		282		275		.36817 271		31		31	
DIV. I NON-CONF.		1-17-0		.05556 284		0-1-0		180		237		279		.3628 276		31		31	
TOTALS		RPI 1-25		RPI 26-50		W-L RECORDS		RPI 51-100		RPI 101-150		RPI 150+							
6-24-0		0-0-0		0-2-0		OVERALL		0-4-0		0-2-0		6-16-0							
5-12-0		0-0-0		0-0-0		HOME		0-2-0		0-0-0		5-10-0							
1-4-0		0-0-0		0-1-0		AWAY		0-0-0		0-1-0		1-2-0							
0-8-0		0-0-0		0-1-0		NEUTRAL		0-2-0		0-1-0		0-4-0							
1-17-0		0-0-0		0-2-0		NON-CONFERENCE		0-4-0		0-2-0		1-9-0							
1-7-0		0-0-0		0-0-0		HOME		0-2-0		0-0-0		1-5-0							
0-2-0		0-0-0		0-0-		AWAY		0-0-0		0-1-0		0-0-0							
0-8-0		0-0-0		0-1-0		NEUTRAL		0-2-0		0-1-0		0-4-0							
5-7-0		0-0-0		0-0-0		CONFERENCE		0-0-0		0-0-0		5-7-0							
4-5-0		0-0-0		0-0-0		HOME		0-0-0		0-0-0		4-5-0							
1-2-0		0-0-0		0-0-0		AWAY		0-0-0		0-0-0		1-2-0							
0-0-0		0-0-0		0-0-0		NEUTRAL		0-0-0		0-0-0		0-0-0							
RPI	S	Opponent		Score		RPI	S	Opponent		Score		RPI	S	Opponent		Score			
37	A	North Carolina St.		0	20	54	N	Kansas		0	17	138	A	Winthrop		2	10		
39	N	Georgia		0	15	92	H	UNC Greensboro		1	10	143	N	Stony Brook		7	8		
						92	H	UNC Greensboro		8	11	170	N	Western Ill.		5	16		
						94	N	Kent St.		5	9	199	N	Harvard		1	5		
												207	H	Presbyterian		6	0		
												207	H	Presbyterian		2	12		
												216	H	UNC Wilmington		0	12		
												216	H	UNC Wilmington		3	14		
												232	H	Florida A&M		6	9		
												232	H	Florida A&M		0	5		
												232	H	Florida A&M		9	4		
												234	H	Canisius		0	12		
												235	H	Saint Francis (PA)		0	3		
												248	H	Savannah St.		9	3		
												248	H	Savannah St.		13	5		
												248	H	Savannah St.		4	6		
												250	H	Norfolk St.		8	16		
												250	H	Norfolk St.		2	16		
												278	N	Lafayette		1	3		
												278	N	Lafayette		1	3		
												283	H	UMES		11	10		
												291	A	South Carolina St.		4	6		
												291	A	South Carolina St.		0	5		
												291	A	South Carolina St.		9	0		
LAST 10 GAMES																			
						248	H	Savannah St.		13	5	232	H	Florida A&M		9	4		
						248	H	Savannah St.		9	3	291	A	South Carolina St.		0	5		
						248	H	Savannah St.		4	6	291	A	South Carolina St.		4	6		
						232	H	Florida A&M		0	5	291	A	South Carolina St.		9	0		
						232	H	Florida A&M		6	9	92	H	UNC Greensboro		1	10		

Non-Div. I Games:

N.C. A&T

RPI	S	Opponent	Score	
249	H	Mt. St. Mary's	8	7
251	N	North Dakota	1	3
255	N	Toledo	7	6
256	N	Youngstown St.	2	10
259	N	Columbia	2	5
264	H	Yale	5	4
264	H	Yale	3	5
277	N	Rider	5	1
288	H	Saint Peter's	11	3
288	H	Saint Peter's	5	0
288	N	Saint Peter's	7	4

Wagner

RPI	S	Opponent	Score	
256	A	Youngstown St.	0	5
256	A	Youngstown St.	4	2
260	N	Iona	3	11
285	N	Grambling	3	6

Detroit

D
e
t
r
o
i
t

D
e
t
r
o
i
t

Average RPI Win: 272		WON-LOST	WINNING	LAST 10	STRENGTH OF		OPP. STRENGTH	TEAM	ADJ		CONF.	ADJ CONF.							
Average RPI Loss: 187		RECORD	PCT. RANK	GAMES	SCHEDULE		OF SCHEDULE	RPI	RPI	RPI	RPI								
DIV. I ONLY		13-23-0	.36111	215	8-2-0		285	275	271	.36057	274	31	31						
DIV. I NON-CONF.		4-21-0	.16	269	2-2-0		271	247	284	.33839	283	31	31						
TOTALS		RPI 1-25	RPI 26-50		W-L RECORDS		RPI 51-100		RPI 101-150		RPI 150+								
13-23-0	0-0-0	0-1-0		OVERALL		0-2-0		0-4-0		13-16-0									
5-7-0	0-0-0	0-0-0		HOME		0-0-0		0-0-0		5-7-0									
6-6-0	0-0-0	0-0-0		AWAY		0-0-0		0-0-0		6-2-0									
2-10-0	0-0-0	0-1-0		NEUTRAL		0-1-0		0-1-0		2-7-0									
4-21-0	0-0-0	0-1-0		NON-CONFERENCE		0-2-0		0-4-0		4-14-0									
0-7-0	0-0-0	0-0-0		HOME		0-0-0		0-0-0		0-7-0									
2-4-0	0-0-0	0-0-		AWAY		0-1-0		0-3-0		2-0-0									
2-10-0	0-0-0	0-1-0		NEUTRAL		0-1-0		0-1-0		2-7-0									
9-2-0	0-0-0	0-0-0		CONFERENCE		0-0-0		0-0-0		9-2-0									
5-0-0	0-0-0	0-0-0		HOME		0-0-0		0-0-0		5-0-0									
4-2-0	0-0-0	0-0-0		AWAY		0-0-0		0-0-0		4-2-0									
0-0-0	0-0-0	0-0-0		NEUTRAL		0-0-0		0-0-0		0-0-0									
RPI	S	Opponent	Score		RPI	S	Opponent	Score		RPI	S	Opponent	Score						
			39	N	Georgia	0	18	55	A	North Florida	0	2	103	N	Monmouth	1	5		
								94	N	Kent St.	3	5	105	A	Virginia	1	10		
													105	A	Virginia	1	9		
													138	A	Winthrop	2	10		
													170	N	Western Ill.	3	10		
													180	N	Fairleigh Dickinson	1	9		
													180	N	Fairleigh Dickinson	2	4		
													183	N	Princeton	3	8		
													183	N	Princeton	0	3		
													199	N	Harvard	5	4		
													231	A	Hampton	3	2		
													231	A	Hampton	0	7		
													231	A	Hampton	2	6		
													235	H	Saint Francis (PA)	1	9		
													235	H	Saint Francis (PA)	4	5		
													249	H	Mt. St. Mary's	2	4		
													252	H	Colgate	0	2		
													252	H	Colgate	4	6		
													266	N	Brown	1	3		
													267	H	St. Bonaventure	4	5		
													267	N	St. Bonaventure	5	8		
					LAST 10 GAMES								267	N	St. Bonaventure	7	6		
					284	A	Coppin St.	11	2	290	H	Morgan St.	12	4	278	A	Lafayette	5	4
					284	A	Coppin St.	7	2	290	H	Morgan St.	10	2	278	A	Lafayette	5	2
					284	A	Coppin St.	21	1	290	H	Morgan St.	8	5	278	H	Lafayette	1	2
					105	A	Virginia	1	9	278	A	Lafayette	5	2	281	H	N.C. Central	9	1
					105	A	Virginia	1	10	278	A	Lafayette	5	4	281	H	N.C. Central	14	0

Non-Div. I Games:

Delaware St.

Delaware.

Delaware.

Delaware St.

Average RPI Win: 241		WON-LOST RECORD		WINNING PCT. RANK		LAST 10 GAMES		STRENGTH OF SCHEDULE		OPP. STRENGTH OF SCHEDULE		TEAM RPI		ADJ RPI		CONF. RPI		ADJ CONF. RPI	
DIV. I ONLY		8-21-0		.27586 255		3-7-0		274		243		273		.36036 275		29		29	
DIV. I NON-CONF.		8-19-0		.2963 236		3-5-0		270		260		269		.37312 271		29		29	
TOTALS		RPI 1-25		RPI 26-50		W-L RECORDS		RPI 51-100		RPI 101-150		RPI 150+							
8-21-0		0-0-0		0-0-0		OVERALL		0-4-0		0-4-0		8-13-0							
2-5-0		0-0-0		0-0-0		HOME		0-0-0		0-0-0		2-5-0							
4-11-0		0-0-0		0-0-0		AWAY		0-2-0		0-3-0		4-6-0							
2-5-0		0-0-0		0-0-0		NEUTRAL		0-2-0		0-1-0		2-2-0							
8-19-0		0-0-0		0-0-0		NON-CONFERENCE		0-4-0		0-4-0		8-11-0							
2-3-0		0-0-0		0-0-0		HOME		0-0-0		0-0-0		2-3-0							
4-11-0		0-0-0		0-0-		AWAY		0-2-0		0-3-0		4-6-0							
2-5-0		0-0-0		0-0-0		NEUTRAL		0-2-0		0-1-0		2-2-0							
0-2-0		0-0-0		0-0-0		CONFERENCE		0-0-0		0-0-0		0-2-0							
0-2-0		0-0-0		0-0-0		HOME		0-0-0		0-0-0		0-2-0							
0-0-0		0-0-0		0-0-0		AWAY		0-0-0		0-0-0		0-0-0							
0-0-0		0-0-0		0-0-0		NEUTRAL		0-0-0		0-0-0		0-0-0							
RPI	S	Opponent		Score	RPI	S	Opponent		Score	RPI	S	Opponent		Score					
							70 A	New Mexico St.	5 8			112 A	New Mexico	5 13					
							70 A	New Mexico St.	5 10			112 A	New Mexico	2 5					
							75 N	Delaware	3 7			137 A	Albany (NY)	0 3					
							77 N	Oklahoma St.	0 12			146 N	Central Conn. St.	4 9					
												154 N	Georgetown	5 4					
												154 N	Georgetown	7 6					
												189 H	Seton Hall	10 14					
												221 A	East Tenn. St.	4 5					
												221 A	East Tenn. St.	4 10					
												221 A	East Tenn. St.	5 12					
												225 H	Hartford	1 9					
												225 H	Hartford	3 5					
												231 A	Hampton	3 4					
												240 N	Sacred Heart	1 4					
												245 A	UTEP	1 3					
												245 A	UTEP	5 4					
												245 A	UTEP	1 11					
												258 H	Holy Cross	15 7					
												258 H	Holy Cross	10 2					
												260 H	Iona	0 11					
												260 H	Iona	0 5					
												283 N	UMES	4 11					
												284 A	Coppin St.	10 4					
												284 A	Coppin St.	19 4					
												290 A	Morgan St.	16 3					
LAST 10 GAMES																			
			225 H	Hartford	3 5			260 H	Iona	0 5			284 A	Coppin St.	10 4				
			225 H	Hartford	1 9			260 H	Iona	0 11			284 A	Coppin St.	19 4				
			258 H	Holy Cross	10 2			137 A	Albany (NY)	0 3			290 A	Morgan St.	16 3				
			258 H	Holy Cross	15 7			245 A	UTEP	1 11									
			189 H	Seton Hall	10 14			245 A	UTEP	5 4									

Non-Div. I Games:

Siena

Average RPI Win:	231	WON-LOST	WINNING	LAST 10	STRENGTH OF	OPP. STRENGTH	TEAM	ADJ	CONF.	ADJ CONF.	
Average RPI Loss:	196	RECORD	PCT. RANK	GAMES	SCHEDULE	OF SCHEDULE	RPI	RPI	RPI	RPI	
DIV. I ONLY	4-13-1	.25	263	2-7-1	286	203	278	.35466	276	18	19
DIV. I NON-CONF.	3-6-1	.35	216	1-2-1	284	206	265	.38854	263	19	20
<hr/>											
TOTALS	RPI 1-25	RPI 26-50		W-L RECORDS		RPI 51-100		RPI 101-150		RPI 150+	
4-13-1	0-0-0	0-0-0		OVERALL		0-2-0		0-0-0		4-11-1	
0-0-0	0-0-0	0-0-0		HOME		0-0-0		0-0-0		0-0-0	
2-10-1	0-0-0	0-0-0		AWAY		0-2-0		0-0-0		2-8-1	
2-3-0	0-0-0	0-0-0		NEUTRAL		0-0-0		0-0-0		2-3-0	
3-6-1	0-0-0	0-0-0		NON-CONFERENCE		0-2-0		0-0-0		3-4-1	
0-0-0	0-0-0	0-0-0		HOME		0-0-0		0-0-0		0-0-0	
1-6-1	0-0-0	0-0-		AWAY		0-2-0		0-0-0		1-4-1	
2-0-0	0-0-0	0-0-0		NEUTRAL		0-0-0		0-0-0		2-0-0	
1-7-0	0-0-0	0-0-0		CONFERENCE		0-0-0		0-0-0		1-7-0	
0-0-0	0-0-0	0-0-0		HOME		0-0-0		0-0-0		0-0-0	
1-4-0	0-0-0	0-0-0		AWAY		0-0-0		0-0-0		1-4-0	
0-3-0	0-0-0	0-0-0		NEUTRAL		0-0-0		0-0-0		0-3-0	
RPI S	Opponent	Score	RPI S	Opponent	Score	RPI S	Opponent	Score	RPI S	Opponent	Score
						55 A	North Florida	2 3	170 A	Western Ill.	3 4
						61 A	Georgia St.	2 11	170 A	Western Ill.	1 5
									198 A	Eastern Mich.	4 4
									198 A	Eastern Mich.	5 6
									207 N	Presbyterian	13 5
									222 A	IUPUI	5 1
									222 A	IUPUI	1 6
									222 A	IUPUI	2 3
									232 A	Florida A&M	0 4
									232 A	Florida A&M	4 5
									239 N	Northern Ky.	6 4
									242 N	South Dakota St.	1 4
									242 N	South Dakota St.	0 2
									242 N	South Dakota St.	4 7
									255 A	Toledo	9 7
									255 A	Toledo	2 6

Non-Div. I Games: Columbus St. 1 0 Columbus St. 0 4

Oakland

R
i
d
e
r

Rider

RPI	S	Opponent	Score	
257	N	Cleveland St.	3	2
259	H	Columbia	6	7
259	H	Columbia	4	3
259	N	Columbia	3	11
259	N	Columbia	0	6
260	H	Iona	10	6
260	H	Iona	5	10
272	N	Wagner	1	5
288	A	Saint Peter's	11	2
288	A	Saint Peter's	1	4

Rider

Average RPI Win: 249		WON-LOST	WINNING	LAST 10	STRENGTH OF		OPP. STRENGTH	TEAM	ADJ	CONF.	ADJ CONF.
Average RPI Loss: 201		RECORD	PCT. RANK	GAMES	SCHEDULE		OF SCHEDULE	RPI	RPI	RPI	RPI
DIV. I ONLY		8-29-0	.21622	271	0-10-0		271	272	277	.34693	278
DIV. I NON-CONF.		6-19-0	.24	255	0-4-0		276	268	281	.35259	279
TOTALS		RPI 1-25	RPI 26-50		W-L RECORDS		RPI 51-100		RPI 101-150		RPI 150+
8-29-0	0-0-0	0-1-0		OVERALL		0-3-0		0-3-0		8-22-0	
1-5-0	0-0-0	0-0-0		HOME		0-0-0		0-0-0		1-5-0	
4-17-0	0-0-0	0-1-0		AWAY		0-2-0		0-2-0		4-12-0	
3-7-0	0-0-0	0-0-0		NEUTRAL		0-1-0		0-1-0		3-5-0	
6-19-0	0-0-0	0-1-0		NON-CONFERENCE		0-3-0		0-3-0		6-12-0	
0-2-0	0-0-0	0-0-0		HOME		0-0-0		0-0-0		0-2-0	
3-10-0	0-0-0	0-0-		AWAY		0-2-0		0-2-0		3-5-0	
3-7-0	0-0-0	0-0-0		NEUTRAL		0-1-0		0-1-0		3-5-0	
2-10-0	0-0-0	0-0-0		CONFERENCE		0-0-0		0-0-0		2-10-0	
1-3-0	0-0-0	0-0-0		HOME		0-0-0		0-0-0		1-3-0	
1-7-0	0-0-0	0-0-0		AWAY		0-0-0		0-0-0		1-7-0	
0-0-0	0-0-0	0-0-0		NEUTRAL		0-0-0		0-0-0		0-0-0	
RPI S	Opponent	Score	RPI S	Opponent	Score	RPI S	Opponent	Score	RPI S	Opponent	Score
			37 A	North Carolina St.	0 10	54 N	Kansas	0 20	125 A	Penn	2 11
						75 A	Delaware	3 4	125 A	Penn	0 8
						75 A	Delaware	2 3	143 N	Stony Brook	1 12
									174 A	Towson	1 2
									183 N	Princeton	0 7
									184 A	Temple	0 9
									184 A	Temple	10 8
									193 A	Marist	2 5
									193 A	Marist	0 8
									195 A	Lehigh	1 6
									195 A	Lehigh	2 1
									195 A	Lehigh	0 5
									195 A	Lehigh	1 9
									249 A	Mt. St. Mary's	3 11
									249 A	Mt. St. Mary's	5 0
									254 A	Bucknell	3 8
									254 A	Bucknell	0 4
									254 A	Bucknell	0 4
									254 A	Bucknell	0 2
									258 H	Holy Cross	5 2
									258 H	Holy Cross	1 10
									258 H	Holy Cross	4 6
									258 H	Holy Cross	6 7
									266 N	Brown	1 5
									266 N	Brown	1 3
									266 N	Brown	4 10
									271 N	N.C. A&T	3 1
LAST 10 GAMES			254 A	Bucknell	0 4	193 A	Marist	0 8	258 H	Holy Cross	6 7
			254 A	Bucknell	3 8	75 A	Delaware	3 4	266 N	Brown	1 5
			254 A	Bucknell	0 4	75 A	Delaware	2 3	266 N	Brown	1 3
			254 A	Bucknell	0 2	195 A	Lehigh	1 9	266 N	Brown	4 10
			193 A	Marist	2 5	195 A	Lehigh	0 5	271 N	N.C. A&T	3 1

Non-Div. I Games:

Lafayette

RPI	S	Opponent	Score	
271	N	N.C. A&T	3	1
274	A	Delaware St.	2	1
274	H	Delaware St.	4	5
274	H	Delaware St.	2	5
290	N	Morgan St.	2	4
290	N	Morgan St.	4	3

Lafayette

L
a
f
a
y
e
t
t
e

L
a
f
a
y
e
t
t
e

RPI	S	Opponent	Score	
291	A	South Carolina St.	2	0
291	A	South Carolina St.	6	2
291	N	South Carolina St.	13	12

Alabama A&M

A
l
a
b
a
m
a
A
&
M

A
l
a
b
a
m
a
A
&
M

Average RPI Win: 0		WON-LOST RECORD		WINNING PCT. RANK		LAST 10 GAMES		STRENGTH OF SCHEDULE		OPP. STRENGTH OF SCHEDULE		TEAM RPI		ADJ RPI		CONF. RPI		ADJ CONF. RPI					
Average RPI Loss: 177																							
DIV. I ONLY		0-26-0		0 291		0-8-0		182		276		283		.34383 280		30		30					
DIV. I NON-CONF.		0-16-0		0 286		0-2-0		41		265		263		.39384 259		30		30					
TOTALS		RPI 1-25		RPI 26-50		W-L RECORDS		RPI 51-100		RPI 101-150		RPI 150+											
0-26-0		0-0-0		0-0-0		OVERALL		0-6-0		0-5-0		0-15-0											
0-5-0		0-0-0		0-0-0		HOME		0-2-0		0-0-0		0-3-0											
0-12-0		0-0-0		0-0-0		AWAY		0-0-0		0-2-0		0-0-0											
0-9-0		0-0-0		0-0-0		NEUTRAL		0-0-0		0-3-0		0-6-0											
0-16-0		0-0-0		0-0-0		NON-CONFERENCE		0-6-0		0-5-0		0-5-0											
0-2-0		0-0-0		0-0-0		HOME		0-2-0		0-0-0		0-0-0											
0-9-0		0-0-0		0-0-		AWAY		0-4-0		0-2-0		0-3-0											
0-5-0		0-0-0		0-0-0		NEUTRAL		0-0-0		0-3-0		0-2-0											
0-10-0		0-0-0		0-0-0		CONFERENCE		0-0-0		0-0-0		0-10-0											
0-3-0		0-0-0		0-0-0		HOME		0-0-0		0-0-0		0-3-0											
0-3-0		0-0-0		0-0-0		AWAY		0-0-0		0-0-0		0-3-0											
0-4-0		0-0-0		0-0-0		NEUTRAL		0-0-0		0-0-0		0-4-0											
RPI	S	Opponent		Score		RPI	S	Opponent		Score		RPI	S	Opponent		Score		RPI	S	Opponent		Score	
								85	A	McNeese St.	0	13	147	A	Southeastern La.	1	10						
								85	A	McNeese St.	1	9	147	A	Southeastern La.	0	10						
								86	A	Northwestern St.	0	8	149	N	Louisiana Tech	0	8						
								86	A	Northwestern St.	3	10	149	N	Louisiana Tech	0	10						
								86	H	Northwestern St.	0	8	149	N	Louisiana Tech	2	8						
								86	H	Northwestern St.	1	12	160	A	Nicholls St.	8	10						
													161	N	La.-Monroe	0	8						
													163	A	Memphis	2	3						
													163	A	Memphis	1	8						
													204	N	Houston Baptist	0	9						
													210	H	Jackson St.	1	4						
													210	H	Jackson St.	3	20						
													210	H	Jackson St.	0	9						
													243	N	Texas Southern	0	8						
													263	A	Alabama St.	0	4						
													263	A	Alabama St.	4	12						
													263	A	Alabama St.	2	13						
													270	N	Ark.-Pine Bluff	1	9						
													282	N	Southern U.	4	12						
													287	N	Prairie View	4	7						
LAST 10 GAMES																							
						263	A	Alabama St.	4	12	210	H	Jackson St.	1	4								
						263	A	Alabama St.	0	4	210	H	Jackson St.	0	9								
						263	A	Alabama St.	2	13	210	H	Jackson St.	3	20								
						147	A	Southeastern La.	0	10	243	N	Texas Southern	0	8								
						147	A	Southeastern La.	1	10	282	N	Southern U.	4	12								
Non-Div. I Games:		Kentucky St.		7	0	Kentucky St.		4	5	LSU-Alexandria		7	5	LSU-Alexandria		8	6	Alcorn					

Average RPI Win: 275		WON-LOST RECORD		WINNING PCT. RANK		LAST 10 GAMES		STRENGTH OF SCHEDULE		OPP. STRENGTH OF SCHEDULE		TEAM RPI		ADJ RPI		CONF. RPI		ADJ CONF. RPI	
DIV. I ONLY		3-33-0		.08333 287		1-9-0		238		284		284		.33607 281		31		31	
DIV. I NON-CONF.		0-22-0		0 286		0-2-0		167		242		283		.35125 280		31		31	
TOTALS		RPI 1-25		RPI 26-50		W-L RECORDS		RPI 51-100		RPI 101-150		RPI 150+							
3-33-0		0-0-0		0-3-0		OVERALL		0-1-0		0-6-0		3-23-0							
1-12-0		0-0-0		0-0-0		HOME		0-0-0		0-4-0		1-8-0							
2-14-0		0-0-0		0-3-0		AWAY		0-0-0		0-2-0		2-9-0							
0-7-0		0-0-0		0-0-0		NEUTRAL		0-1-0		0-0-0		0-6-0							
0-22-0		0-0-0		0-3-0		NON-CONFERENCE		0-1-0		0-6-0		0-12-0							
0-8-0		0-0-0		0-0-0		HOME		0-0-0		0-4-0		0-4-0							
0-7-0		0-0-0		0-0-		AWAY		0-0-0		0-2-0		0-2-0							
0-7-0		0-0-0		0-0-0		NEUTRAL		0-1-0		0-0-0		0-6-0							
3-11-0		0-0-0		0-0-0		CONFERENCE		0-0-0		0-0-0		3-11-0							
1-4-0		0-0-0		0-0-0		HOME		0-0-0		0-0-0		1-4-0							
2-7-0		0-0-0		0-0-0		AWAY		0-0-0		0-0-0		2-7-0							
0-0-0		0-0-0		0-0-0		NEUTRAL		0-0-0		0-0-0		0-0-0							
RPI	S	Opponent	Score	RPI	S	Opponent	Score	RPI	S	Opponent	Score	RPI	S	Opponent	Score				
				35	A	North Carolina	2 10	95	N	Eastern Ky.	0 9	108	H	Longwood	0 5				
				35	A	North Carolina	0 9					108	H	Longwood	2 5				
				38	A	USC Upstate	0 14					122	H	Col. of Charleston	2 8				
												122	H	Col. of Charleston	0 8				
												140	A	Campbell	1 7				
												140	A	Campbell	2 14				
												159	N	UMKC	0 8				
												168	N	Ohio	0 11				
												188	A	Elon	3 6				
												206	H	Liberty	1 4				
												206	H	Liberty	3 16				
												206	H	Liberty	4 8				
												207	H	Presbyterian	1 9				
												220	N	Western Caro.	2 13				
												239	N	Northern Ky.	1 8				
												244	H	Bethune-Cookman	4 11				
												244	H	Bethune-Cookman	1 9				
												248	A	Savannah St.	1 5				
												248	A	Savannah St.	1 5				
												248	A	Savannah St.	4 7				
												250	A	Norfolk St.	4 8				
												250	A	Norfolk St.	6 4				
												255	N	Toledo	1 9				
												268	A	Maine	1 9				
												269	N	Niagara	1 9				
												274	A	Delaware St.	0 14				
												274	A	Delaware St.	1 9				
LAST 10 GAMES				291	H	South Carolina St.	3 5	248	A	Savannah St.	1 5	255	N	Toledo	1 9				
				291	H	South Carolina St.	2 4	248	A	Savannah St.	4 7	268	A	Maine	1 9				
				291	H	South Carolina St.	4 0	248	A	Savannah St.	1 5	269	N	Niagara	1 9				
				122	H	Col. of Charleston	2 8	244	H	Bethune-Cookman	4 11	274	A	Delaware St.	0 14				
				122	H	Col. of Charleston	0 8	244	H	Bethune-Cookman	1 9	274	A	Delaware St.	1 9				

Non-Div. I Games:

N.C. Central

RPI	S	Opponent	Score	
283	A	UMES	3	11
283	A	UMES	7	3
291	H	South Carolina St.	4	0
291	H	South Carolina St.	2	4
291	H	South Carolina St.	3	5

N.C. Central

N
.
C
.
C
e
n
t
r
a
l

N
.
C
.
C
e
n
t
r
a
l

Average RPI Win: 280		WON-LOST	WINNING	LAST 10	STRENGTH OF		OPP. STRENGTH	TEAM	ADJ	CONF.	ADJ CONF.
Average RPI Loss: 166		RECORD	PCT. RANK	GAMES	SCHEDULE		OF SCHEDULE	RPI	RPI	RPI	RPI
DIV. I ONLY		2-32-0	.05882	289	1-6-0		212	261	281	.33005	282
DIV. I NON-CONF.		0-24-0	0	286	0-0-0		111	207	275	.3529	278
TOTALS		RPI 1-25	RPI 26-50		W-L RECORDS		RPI 51-100		RPI 101-150		RPI 150+
2-32-0		0-1-0	0-0-0		OVERALL		0-7-0		0-7-0		2-17-0
0-7-0		0-1-0	0-0-0		HOME		0-1-0		0-4-0		0-1-0
0-11-0		0-0-0	0-0-0		AWAY		0-3-0		0-1-0		0-5-0
2-14-0		0-0-0	0-0-0		NEUTRAL		0-3-0		0-2-0		2-9-0
0-24-0		0-1-0	0-0-0		NON-CONFERENCE		0-7-0		0-7-0		0-9-0
0-7-0		0-1-0	0-0-0		HOME		0-1-0		0-4-0		0-1-0
0-6-0		0-0-0	0-0-		AWAY		0-3-0		0-1-0		0-2-0
0-11-0		0-0-0	0-0-0		NEUTRAL		0-3-0		0-2-0		0-6-0
2-8-0		0-0-0	0-0-0		CONFERENCE		0-0-0		0-0-0		2-8-0
0-0-0		0-0-0	0-0-0		HOME		0-0-0		0-0-0		0-0-0
0-5-0		0-0-0	0-0-0		AWAY		0-0-0		0-0-0		0-5-0
2-3-0		0-0-0	0-0-0		NEUTRAL		0-0-0		0-0-0		2-3-0
RPI S	Opponent	Score	RPI S	Opponent	Score	RPI S	Opponent	Score	RPI S	Opponent	Score
21 H	La.-Lafayette	1 9				54 N	Kansas	0 14	112 N	New Mexico	4 6
						65 A	Auburn	0 14	147 A	Southeastern La.	0 4
						65 N	Auburn	1 7	147 H	Southeastern La.	2 14
						75 N	Delaware	1 3	149 H	Louisiana Tech	2 10
						85 A	McNeese St.	1 7	149 H	Louisiana Tech	4 13
						85 A	McNeese St.	0 9	149 H	Louisiana Tech	6 11
						86 H	Northwestern St.	0 8	149 N	Louisiana Tech	2 11
									156 N	Jacksonville St.	0 7
									160 A	Nicholls St.	0 11
									160 H	Nicholls St.	3 9
									160 N	Nicholls St.	1 10
									173 N	Charlotte	2 13
									204 N	Houston Baptist	1 16
									204 N	Houston Baptist	0 8
									210 N	Jackson St.	6 8
									218 A	A&M-Corpus Christi	3 7
									224 N	Gardner-Webb	0 3
									247 N	Mississippi Val.	1 9
									263 N	Alabama St.	8 9
									270 A	Ark.-Pine Bluff	0 6
									270 A	Ark.-Pine Bluff	1 4
									279 N	Alabama A&M	3 1
									280 N	Alcorn	12 4
									287 A	Prairie View	2 10
									287 A	Prairie View	2 11
									287 A	Prairie View	6 16
LAST 10 GAMES											
			287 A	Prairie View	2 10	247 N	Mississippi Val.	1 9			
			287 A	Prairie View	6 16	280 N	Alcorn	12 4			
			287 A	Prairie View	2 11	263 N	Alabama St.	8 9			
			270 A	Ark.-Pine Bluff	1 4	279 N	Alabama A&M	3 1			
			270 A	Ark.-Pine Bluff	0 6	210 N	Jackson St.	6 8			
Non-Div. I Games:		LSU-Alexandria	12 4	Belhaven	0 6	LSU-Alexandria		2 5	Houston-Victoria		0 7
		Langston	12 6	Houston-Victoria	7 4	Langston		3 9	LSU-Alexandria		2 5

U
M
E
S

UMES

RPI	S	Opponent	Score	
289	A	Howard	15	0
289	A	Howard	8	1
291	A	South Carolina St.	10	9
291	A	South Carolina St.	1	8

UMES

U
M
E
S

U
M
E
S

Average RPI Win: 286		WON-LOST RECORD	WINNING PCT. RANK	LAST 10 GAMES	STRENGTH OF SCHEDULE	OPP. STRENGTH OF SCHEDULE	TEAM RPI	ADJ RPI	CONF. RPI	ADJ CONF. RPI		
Average RPI Loss: 228												
DIV. I ONLY		9-20-0	.31034	237	3-5-0	288	290	285	.32496	284	31	31
DIV. I NON-CONF.		3-14-0	.17647	267	0-2-0	288	286	288	.31108	287	31	31
<hr/>												
TOTALS		RPI 1-25		RPI 26-50		W-L RECORDS		RPI 51-100		RPI 101-150		RPI 150+
9-20-0		0-0-0		0-0-0		OVERALL		0-0-0		0-2-0		9-18-0
1-18-0		0-0-0		0-0-0		HOME		0-0-0		0-0-0		1-18-0
8-2-0		0-0-0		0-0-0		AWAY		0-0-0		0-2-0		8-0-0
0-0-0		0-0-0		0-0-0		NEUTRAL		0-0-0		0-0-0		0-0-0
3-14-0		0-0-0		0-0-0		NON-CONFERENCE		0-0-0		0-2-0		3-12-0
1-12-0		0-0-0		0-0-0		HOME		0-0-0		0-0-0		1-12-0
2-2-0		0-0-0		0-0-		AWAY		0-0-0		0-2-0		2-0-0
0-0-0		0-0-0		0-0-0		NEUTRAL		0-0-0		0-0-0		0-0-0
6-6-0		0-0-0		0-0-0		CONFERENCE		0-0-0		0-0-0		6-6-0
0-6-0		0-0-0		0-0-0		HOME		0-0-0		0-0-0		0-6-0
6-0-0		0-0-0		0-0-0		AWAY		0-0-0		0-0-0		6-0-0
0-0-0		0-0-0		0-0-0		NEUTRAL		0-0-0		0-0-0		0-0-0
RPI	S	Opponent	Score	RPI	S	Opponent	Score	RPI	S	Opponent	Score	
										110 A	Maryland	0 9
										110 A	Maryland	3 7
										183 H	Princeton	3 21
										183 H	Princeton	2 7
										183 H	Princeton	3 6
										189 H	Seton Hall	4 8
										193 H	Marist	2 8
										240 H	Sacred Heart	5 9
										240 H	Sacred Heart	1 5
										246 H	La Salle	0 9
										250 H	Norfolk St.	3 15
										250 H	Norfolk St.	2 10
										250 H	Norfolk St.	2 10
										265 H	Rhode Island	4 5
										274 H	Delaware St.	2 7
										274 H	Delaware St.	2 11
										274 H	Delaware St.	1 21
										275 H	Siena	4 10
										275 H	Siena	4 19
										283 A	UMES	5 1
										283 A	UMES	7 2
										283 A	UMES	5 2
										286 A	UMBC	13 8
										286 A	UMBC	11 0
										288 H	Saint Peter's	13 5
										288 H	Saint Peter's	7 8
										289 A	Howard	3 2
Non-Div. I Games:		Virginia St.	3	2	Virginia St.	3	0	Virginia St.	8	5	Virginia St.	12 0
											Coppin St.	

C o p p i n s t .

C
o
p
p
i
n
s
t
.

Coppin St.

Average RPI Win: 285		WON-LOST RECORD	WINNING PCT. RANK		LAST 10 GAMES		STRENGTH OF SCHEDULE		OPP. STRENGTH OF SCHEDULE		TEAM RPI		ADJ RPI		CONF. RPI		ADJ CONF. RPI	
Average RPI Loss: 211																		
DIV. I ONLY		4-28-0	.125	284	1-8-0		243		286		282		.31837	285	30		30	
DIV. I NON-CONF.		3-16-0	.15789	271	0-1-0		239		279		280		.33925	282	30		30	
TOTALS		RPI 1-25		RPI 26-50		W-L RECORDS		RPI 51-100		RPI 101-150		RPI 150+						
4-28-0		0-0-0		0-1-0		OVERALL		0-2-0		0-2-0		4-23-0						
1-7-0		0-0-0		0-0-0		HOME		0-0-0		0-0-0		1-7-0						
0-5-0		0-0-0		0-0-0		AWAY		0-1-0		0-0-0		0-4-0						
3-16-0		0-0-0		0-1-0		NEUTRAL		0-1-0		0-2-0		3-12-0						
3-16-0		0-0-0		0-1-0		NON-CONFERENCE		0-2-0		0-2-0		3-11-0						
0-2-0		0-0-0		0-0-0		HOME		0-0-0		0-0-0		0-2-0						
0-2-0		0-0-0		0-0-		AWAY		0-1-0		0-0-0		0-1-0						
3-12-0		0-0-0		0-1-0		NEUTRAL		0-1-0		0-2-0		3-8-0						
1-12-0		0-0-0		0-0-0		CONFERENCE		0-0-0		0-0-0		1-12-0						
1-5-0		0-0-0		0-0-0		HOME		0-0-0		0-0-0		1-5-0						
0-3-0		0-0-0		0-0-0		AWAY		0-0-0		0-0-0		0-3-0						
0-4-0		0-0-0		0-0-0		NEUTRAL		0-0-0		0-0-0		0-4-0						
RPI	S	Opponent	Score	RPI	S	Opponent	Score	RPI	S	Opponent	Score	RPI	S	Opponent	Score			
				50	N	Ball St.	3 20	64	N	Creighton	0 10	111	N	UC Santa Barbara	0 6			
								78	A	Central Ark.	0 8	142	N	South Dakota	0 7			
												160	H	Nicholls St.	3 14			
												161	A	La.-Monroe	0 8			
												166	N	UNI	4 13			
												175	N	Wichita St.	0 8			
												210	N	Jackson St.	0 13			
												231	N	Hampton	4 8			
												235	N	Saint Francis (PA)	0 5			
												237	N	Southeast Mo. St.	3 6			
												240	H	Sacred Heart	0 2			
												243	A	Texas Southern	6 14			
												243	A	Texas Southern	3 17			
												243	A	Texas Southern	1 8			
												246	N	La Salle	0 8			
												247	N	Mississippi Val.	2 22			
												248	N	Savannah St.	3 11			
												258	N	Holy Cross	8 15			
												263	N	Alabama St.	9 11			
												270	H	Ark.-Pine Bluff	3 9			
												270	H	Ark.-Pine Bluff	1 9			
												270	H	Ark.-Pine Bluff	2 7			
				LAST 10 GAMES								273	N	Detroit	6 3			
				287	H	Prairie View	3 4	270	H	Ark.-Pine Bluff	3 9	279	N	Alabama A&M	3 14			
				287	H	Prairie View	4 2	160	H	Nicholls St.	3 14	287	H	Prairie View	5 13			
				287	H	Prairie View	5 13	243	A	Texas Southern	3 17	287	H	Prairie View	4 2			
				270	H	Ark.-Pine Bluff	1 9	243	A	Texas Southern	6 14	287	H	Prairie View	3 4			
				270	H	Ark.-Pine Bluff	2 7	243	A	Texas Southern	1 8							
Non-Div. I Games:		LSU-Alexandria	4 5	Texas Col.		16 0	Texas Col.		8 0	LSU-Alexandria		0 8						
		Texas Col.	10 2	Texas Col.		5 10	LSU-Alexandria		2 6			Grambling						

RPI	S	Opponent	Score	
289	N	Howard	13	4
291	N	South Carolina St.	3	0

Grambling

G
r
a
m
b
l
i
n
g

G
r
a
m
b
l
i
n
g

Average RPI Win: 279		WON-LOST RECORD	WINNING PCT. RANK	LAST 10 GAMES	STRENGTH OF SCHEDULE	OPP. STRENGTH OF SCHEDULE	TEAM RPI	ADJ RPI		CONF. RPI	ADJ CONF. RPI				
Average RPI Loss: 209															
DIV. I ONLY		8-31-0	.20513	273	0-10-0	283	279	287	.31494	286	26	26			
DIV. I NON-CONF.		7-20-0	.25926	249	0-1-0	289	288	286	.31809	286	26	26			
<hr/>															
TOTALS		RPI 1-25		RPI 26-50		W-L RECORDS		RPI 51-100		RPI 101-150		RPI 150+			
8-31-0		0-0-0		0-0-0		OVERALL		0-0-0		0-5-0		8-26-0			
6-17-0		0-0-0		0-0-0		HOME		0-0-0		0-0-0		6-17-0			
1-10-0		0-0-0		0-0-0		AWAY		0-0-0		0-4-0		1-6-0			
1-4-0		0-0-0		0-0-0		NEUTRAL		0-0-0		0-1-0		1-3-0			
7-20-0		0-0-0		0-0-0		NON-CONFERENCE		0-0-0		0-2-0		7-18-0			
5-12-0		0-0-0		0-0-0		HOME		0-0-0		0-0-0		5-12-0			
1-4-0		0-0-0		0-0-		AWAY		0-0-0		0-1-0		1-3-0			
1-4-0		0-0-0		0-0-0		NEUTRAL		0-0-0		0-1-0		1-3-0			
1-11-0		0-0-0		0-0-0		CONFERENCE		0-0-0		0-3-0		1-8-0			
1-5-0		0-0-0		0-0-0		HOME		0-0-0		0-0-0		1-5-0			
0-6-0		0-0-0		0-0-0		AWAY		0-0-0		0-3-0		0-3-0			
0-0-0		0-0-0		0-0-0		NEUTRAL		0-0-0		0-0-0		0-0-0			
RPI	S	Opponent	Score	RPI	S	Opponent	Score	RPI	S	Opponent	Score				
										142 N	South Dakota	4	9		
										143 A	Stony Brook	0	8		
										143 A	Stony Brook	1	8		
										143 A	Stony Brook	0	8		
										147 A	Southeastern La.	5	13		
										156 H	Binghamton	1	14		
										156 H	Binghamton	2	3		
										156 H	Binghamton	0	5		
										174 H	Towson	0	10		
										183 H	Princeton	3	11		
										183 H	Princeton	2	12		
										193 H	Marist	6	7		
										197 A	Boston U.	1	2		
										197 A	Boston U.	0	8		
										197 A	Boston U.	1	3		
										211 H	George Mason	3	5		
										216 A	UNC Wilmington	4	14		
										216 A	UNC Wilmington	1	3		
										226 N	Morehead St.	7	4		
										226 N	Morehead St.	1	7		
										231 H	Hampton	0	14		
										235 H	Saint Francis (PA)	1	8		
										242 N	South Dakota St.	2	13		
										243 N	Texas Southern	5	14		
										246 H	La Salle	4	5		
										249 H	Mt. St. Mary's	0	19		
										265 H	Rhode Island	1	8		
				LAST 10 GAMES											
				197 A	Boston U.	1	3	156 H	Binghamton	2	3	242 N	South Dakota St.	2	13
				197 A	Boston U.	0	8	156 H	Binghamton	1	14	243 N	Texas Southern	5	14
				197 A	Boston U.	1	2	143 A	Stony Brook	0	8	246 H	La Salle	4	5
				174 H	Towson	0	10	143 A	Stony Brook	0	8	249 H	Mt. St. Mary's	0	19
				156 H	Binghamton	0	5	143 A	Stony Brook	1	8	265 H	Rhode Island	1	8

Non-Div. I Games: LSU-Alexandria 6 7

UMBC

RPI	S	Opponent	Score	
268	H	Maine	6	7
268	H	Maine	7	11
268	H	Maine	4	2
284	H	Coppin St.	0	11
284	H	Coppin St.	8	13
288	A	Saint Peter's	5	6
288	A	Saint Peter's	7	5
288	H	Saint Peter's	11	0
289	H	Howard	3	2
290	H	Morgan St.	9	1
290	H	Morgan St.	7	0
290	H	Morgan St.	18	2

UMBC

U
M
B
C

U
M
B
C

Average RPI Win: 277		WON-LOST	WINNING	LAST 10	STRENGTH OF		OPP. STRENGTH	TEAM	ADJ		CONF.	ADJ CONF.	
Average RPI Loss: 219		RECORD	PCT. RANK	GAMES	SCHEDULE		OF SCHEDULE	RPI	RPI		RPI	RPI	
DIV. I ONLY		8-7-0	.53333	121	5-1-0		291	249	279	.31413	287	30	30
DIV. I NON-CONF.		1-3-0	.25	252	0-0-0		283	166	277	.32932	285	30	30
TOTALS		RPI 1-25	RPI 26-50		W-L RECORDS		RPI 51-100		RPI 101-150		RPI 150+		
8-7-0		0-0-0	0-0-0		OVERALL		0-0-0		0-2-0		8-5-0		
4-1-0		0-0-0	0-0-0		HOME		0-0-0		0-0-0		4-1-0		
2-3-0		0-0-0	0-0-0		AWAY		0-0-0		0-2-0		2-1-0		
2-3-0		0-0-0	0-0-0		NEUTRAL		0-0-0		0-0-0		2-3-0		
1-3-0		0-0-0	0-0-0		NON-CONFERENCE		0-0-0		0-2-0		1-1-0		
1-1-0		0-0-0	0-0-0		HOME		0-0-0		0-0-0		1-1-0		
0-2-0		0-0-0	0-0-		AWAY		0-0-0		0-2-0		0-0-0		
0-0-0		0-0-0	0-0-0		NEUTRAL		0-0-0		0-0-0		0-0-0		
7-4-0		0-0-0	0-0-0		CONFERENCE		0-0-0		0-0-0		7-4-0		
3-0-0		0-0-0	0-0-0		HOME		0-0-0		0-0-0		3-0-0		
2-1-0		0-0-0	0-0-0		AWAY		0-0-0		0-0-0		2-1-0		
2-3-0		0-0-0	0-0-0		NEUTRAL		0-0-0		0-0-0		2-3-0		
RPI	S	Opponent	Score	RPI	S	Opponent	Score	RPI	S	Opponent	Score		
								129	A	Lamar	0	2	
								129	A	Lamar	1	24	
								210	N	Jackson St.	1	9	
								247	N	Mississippi Val.	3	5	
								254	H	Bucknell	7	1	
								254	H	Bucknell	0	8	
								263	N	Alabama St.	8	6	
								279	N	Alabama A&M	0	14	
								280	N	Alcorn	7	4	
								282	H	Southern U.	11	2	
								282	H	Southern U.	16	6	
								282	H	Southern U.	10	2	
								285	A	Grambling	13	5	
								285	A	Grambling	2	4	
								285	A	Grambling	4	3	
LAST 10 GAMES													
				285	A	Grambling	4	3	282	H	Southern U.	11	2
				285	A	Grambling	2	4	279	N	Alabama A&M	0	14
				285	A	Grambling	13	5	210	N	Jackson St.	1	9
				282	H	Southern U.	10	2	247	N	Mississippi Val.	3	5
				282	H	Southern U.	16	6	280	N	Alcorn	7	4
Non-Div. I Games:	Houston-Victoria	7	10	Huston-Tillotson	2	1	Our Lady Of The Lake	0	6	Our Lady Of The Lake	8	0	
	Langston	3	0	Huston-Tillotson	8	1	Houston-Victoria	3	4	Texas Col.	22	1	

Prairie View

Non-Div. I Games:

Our Lady Of The Lake	0	1
Texas Col.	10	0

Texas Col.	16	0
Langston	3	13

Through Games Of April 14, 2013

Our Lady Of The Lake	6	4	Texas Col.	Prairie View
----------------------	---	---	------------	--------------

P
r
a
i
r
i
e
V
i
e
w

P
r
a
i
r
i
e
V
i
e
w

Average RPI Win: 274		WON-LOST	WINNING	LAST 10	STRENGTH OF		OPP. STRENGTH	TEAM	ADJ		CONF.	ADJ CONF.	
Average RPI Loss: 220		RECORD	PCT. RANK	GAMES	SCHEDULE		OF SCHEDULE	RPI	RPI		RPI	RPI	
DIV. I ONLY		6-33-0	.15385	281	1-9-0		273	285	288	.29746	288	29	29
DIV. I NON-CONF.		5-28-0	.15152	272	1-5-0		272	290	287	.29845	289	29	29
TOTALS		RPI 1-25	RPI 26-50		W-L RECORDS		RPI 51-100		RPI 101-150		RPI 150+		
6-33-0	0-0-0	0-0-0		OVERALL		0-1-0		0-3-0		6-29-0			
2-6-0	0-0-0	0-0-0		HOME		0-0-0		0-0-0		2-6-0			
3-14-0	0-0-0	0-0-0		AWAY		0-0-0		0-0-0		3-12-0			
1-13-0	0-0-0	0-0-0		NEUTRAL		0-1-0		0-3-0		1-9-0			
5-28-0	0-0-0	0-0-0		NON-CONFERENCE		0-1-0		0-3-0		5-24-0			
1-5-0	0-0-0	0-0-0		HOME		0-0-0		0-0-0		1-5-0			
3-10-0	0-0-0	0-0-		AWAY		0-0-0		0-0-0		3-10-0			
1-13-0	0-0-0	0-0-0		NEUTRAL		0-1-0		0-3-0		1-9-0			
1-5-0	0-0-0	0-0-0		CONFERENCE		0-0-0		0-0-0		1-5-0			
1-1-0	0-0-0	0-0-0		HOME		0-0-0		0-0-0		1-1-0			
0-4-0	0-0-0	0-0-0		AWAY		0-0-0		0-0-0		0-4-0			
0-0-0	0-0-0	0-0-0		NEUTRAL		0-0-0		0-0-0		0-0-0			
RPI	S	Opponent	Score	RPI	S	Opponent	Score	RPI	S	Opponent	Score		
				83 N Eastern Ill. 0 5				107 N Robert Morris 0 3					
								126 N Utah Valley 3 12					
								137 N Albany (NY) 0 7					
								169 A Fairfield 0 3					
								169 A Fairfield 1 9					
								180 H Fairleigh Dickinson 2 10					
								180 H Fairleigh Dickinson 7 9					
								184 N Temple 2 12					
								187 H Army 0 10					
								187 H Army 1 8					
								188 A Elon 3 13					
								188 A Elon 0 10					
								195 N Lehigh 2 13					
								217 N Butler 0 3					
								231 N Hampton 0 10					
								235 N Saint Francis (PA) 5 13					
								235 N Saint Francis (PA) 1 10					
								251 N North Dakota 0 12					
								253 A Manhattan 2 7					
								253 A Manhattan 1 4					
								256 N Youngstown St. 6 5					
								259 A Columbia 5 6					
								259 A Columbia 3 0					
								259 N Columbia 0 6					
								272 A Wagner 3 11					
								272 A Wagner 0 5					
				272 N Wagner 4 7									
LAST 10 GAMES													
169 A Fairfield 1 9				180 H Fairleigh Dickinson 7 9				259 A Columbia 3 0					
169 A Fairfield 0 3				253 A Manhattan 2 7				259 N Columbia 0 6					
259 A Columbia 3 0				253 A Manhattan 1 4				272 A Wagner 3 11					
259 A Columbia 5 6				272 A Wagner 3 11				272 A Wagner 0 5					
180 H Fairleigh Dickinson 2 10				272 A Wagner 0 5				272 N Wagner 4 7					

Non-Div. I Games:

Saint Peter's

RPI	S	Opponent	Score	
277	H	Rider	4	1
277	H	Rider	2	11
283	A	UMES	12	7
283	A	UMES	9	10
283	A	UMES	4	5
283	A	UMES	4	9
284	A	Coppin St.	5	13
284	A	Coppin St.	8	7
286	A	UMBC	0	11
286	H	UMBC	5	7
286	H	UMBC	6	5

Saint Peter's

S
a
i
n
t
P
e
t
e
r
'
s

S
a
i
n
t
P
e
t
e
r
'
s

Average RPI Win: 283		WON-LOST RECORD	WINNING PCT. RANK	LAST 10 GAMES	STRENGTH OF SCHEDULE	OPP. STRENGTH OF SCHEDULE	TEAM RPI	ADJ RPI	CONF. RPI	ADJ CONF. RPI							
Average RPI Loss: 225																	
DIV. I ONLY		1-21-0	.04545	290	0-10-0	280	288	289	.27606	289	31	31					
DIV. I NON-CONF.		0-10-0	0	286	0-2-0	265	230	289	.29927	288	31	31					
<hr/>																	
TOTALS		RPI 1-25		RPI 26-50		W-L RECORDS		RPI 51-100		RPI 101-150		RPI 150+					
1-21-0		0-1-0		0-1-0		OVERALL		0-0-0		0-2-0		1-17-0					
1-7-0		0-0-0		0-0-0		HOME		0-0-0		0-0-0		1-7-0					
0-8-0		0-0-0		0-1-0		AWAY		0-0-0		0-2-0		0-2-0					
0-6-0		0-1-0		0-0-0		NEUTRAL		0-0-0		0-0-0		0-5-0					
0-10-0		0-1-0		0-1-0		NON-CONFERENCE		0-0-0		0-2-0		0-6-0					
0-0-0		0-0-0		0-0-0		HOME		0-0-0		0-0-0		0-0-0					
0-4-0		0-0-0		0-0-		AWAY		0-0-0		0-2-0		0-1-0					
0-6-0		0-1-0		0-0-0		NEUTRAL		0-0-0		0-0-0		0-5-0					
1-11-0		0-0-0		0-0-0		CONFERENCE		0-0-0		0-0-0		1-11-0					
1-7-0		0-0-0		0-0-0		HOME		0-0-0		0-0-0		1-7-0					
0-4-0		0-0-0		0-0-0		AWAY		0-0-0		0-0-0		0-4-0					
0-0-0		0-0-0		0-0-0		NEUTRAL		0-0-0		0-0-0		0-0-0					
RPI	S	Opponent		Score		RPI	S	Opponent		Score		RPI	S	Opponent		Score	
7	N	Kentucky		0 14		38	A	USC Upstate		0 18				110	A	Maryland	0 20
														110	A	Maryland	0 13
														207	N	Presbyterian	1 12
														231	H	Hampton	1 18
														231	H	Hampton	1 10
														238	N	Tennessee St.	0 5
														249	N	Mt. St. Mary's	0 8
														250	A	Norfolk St.	2 10
														250	A	Norfolk St.	0 10
														250	A	Norfolk St.	0 14
														279	N	Alabama A&M	7 8
														283	H	UMES	1 8
														283	H	UMES	4 3
														283	H	UMES	0 15
														284	H	Coppin St.	6 7
														284	H	Coppin St.	6 10
														284	H	Coppin St.	2 3
														285	N	Grambling	4 13
														286	A	UMBC	2 3
														291	A	South Carolina St.	4 6
						LAST 10 GAMES											
						231	H	Hampton	1	10	250	A	Norfolk St.	2	10		
						231	H	Hampton	1	18	250	A	Norfolk St.	0	10		
						284	H	Coppin St.	6	10	250	A	Norfolk St.	0	14		
						284	H	Coppin St.	2	3	110	A	Maryland	0	20		
						284	H	Coppin St.	6	7	110	A	Maryland	0	13		
Non-Div. I Games:		Brenau	0	9	Clark Atlanta	6	11	Benedict	14	5	Claflin	8	9	Howard			
		Winston-Salem	2	1													

Average RPI Win: 258		WON-LOST	WINNING	LAST 10	STRENGTH OF		OPP. STRENGTH	TEAM	ADJ	CONF.	ADJ CONF.					
Average RPI Loss: 245		RECORD	PCT. RANK	GAMES	SCHEDULE		OF SCHEDULE	RPI	RPI	RPI	RPI					
DIV. I ONLY		2-25-0	.07407	288	0-10-0		284	287	290	.26772	290	31	31			
DIV. I NON-CONF.		2-14-0	.125	280	0-1-0		291	287	290	.26307	290	31	31			
TOTALS		RPI 1-25	RPI 26-50		W-L RECORDS		RPI 51-100		RPI 101-150		RPI 150+					
2-25-0		0-0-0	0-0-0		OVERALL		0-0-0		0-1-0		2-24-0					
0-10-0		0-0-0	0-0-0		HOME		0-0-0		0-0-0		0-10-0					
1-9-0		0-0-0	0-0-0		AWAY		0-0-0		0-0-0		1-8-0					
1-6-0		0-0-0	0-0-0		NEUTRAL		0-0-0		0-1-0		1-5-0					
2-14-0		0-0-0	0-0-0		NON-CONFERENCE		0-0-0		0-1-0		2-13-0					
0-4-0		0-0-0	0-0-0		HOME		0-0-0		0-0-0		0-4-0					
1-4-0		0-0-0	0-0-		AWAY		0-0-0		0-0-0		1-4-0					
1-6-0		0-0-0	0-0-0		NEUTRAL		0-0-0		0-1-0		1-5-0					
0-11-0		0-0-0	0-0-0		CONFERENCE		0-0-0		0-0-0		0-11-0					
0-6-0		0-0-0	0-0-0		HOME		0-0-0		0-0-0		0-6-0					
0-5-0		0-0-0	0-0-0		AWAY		0-0-0		0-0-0		0-5-0					
0-0-0		0-0-0	0-0-0		NEUTRAL		0-0-0		0-0-0		0-0-0					
RPI	S	Opponent	Score	RPI	S	Opponent	Score	RPI	S	Opponent	Score	RPI	S	Opponent	Score	
										115 N	Bradley	2		15		
										174 A	Towson	0		7		
										217 N	Butler	3		8		
										222 N	IUPUI	2		4		
										231 H	Hampton	6		9		
										231 H	Hampton	0		11		
										231 H	Hampton	2		13		
										235 H	Saint Francis (PA)	1		9		
										238 A	Tennessee St.	3		0		
										240 H	Sacred Heart	0		9		
										246 H	La Salle	0		15		
										246 N	La Salle	4		5		
										248 A	Savannah St.	2		10		
										248 A	Savannah St.	0		8		
										250 H	Norfolk St.	2		7		
										250 H	Norfolk St.	2		4		
										250 H	Norfolk St.	7		17		
										266 N	Brown	2		3		
										274 A	Delaware St.	5		8		
										274 A	Delaware St.	4		12		
										274 A	Delaware St.	2		10		
										275 H	Siena	3		16		
										278 N	Lafayette	3		4		
										278 N	Lafayette	4		2		
										286 A	UMBC	1		9		
										286 A	UMBC	2		18		
										286 A	UMBC	0		7		
LAST 10 GAMES																
						250 H	Norfolk St.	2		4	274 A	Delaware St.	5		8	
						250 H	Norfolk St.	2		7	231 H	Hampton	6		9	
						250 H	Norfolk St.	7		17	231 H	Hampton	2		13	
						274 A	Delaware St.	4		12	231 H	Hampton	0		11	
						274 A	Delaware St.	2		10	240 H	Sacred Heart	0		9	

Non-Div. I Games: Winston-Salem 0 7 Winston-Salem 3 5

Morgan St.

Average RPI Win:	279	WON-LOST	WINNING	LAST 10	STRENGTH OF	OPP. STRENGTH	TEAM	ADJ	CONF.	ADJ CONF.		
Average RPI Loss:	244	RECORD	PCT. RANK	GAMES	SCHEDULE	OF SCHEDULE	RPI	RPI	RPI	RPI		
DIV. I ONLY		6-14-0	.3	242	4-4-0	290	281	291	.24176	291	31	31
DIV. I NON-CONF.		0-8-0	0	286	0-0-0	290	282	291	.21086	291	31	31
<hr/>												
TOTALS	RPI 1-25	RPI 26-50		W-L RECORDS		RPI 51-100		RPI 101-150		RPI 150+		
6-14-0	0-0-0	0-0-0		OVERALL		0-0-0		0-2-0		6-12-0		
4-4-0	0-0-0	0-0-0		HOME		0-0-0		0-0-0		4-4-0		
2-6-0	0-0-0	0-0-0		AWAY		0-0-0		0-2-0		2-4-0		
0-4-0	0-0-0	0-0-0		NEUTRAL		0-0-0		0-0-0		0-4-0		
<hr/>												
0-8-0	0-0-0	0-0-0		NON-CONFERENCE		0-0-0		0-2-0		0-6-0		
0-2-0	0-0-0	0-0-0		HOME		0-0-0		0-0-0		0-2-0		
0-2-0	0-0-0	0-0-		AWAY		0-0-0		0-2-0		0-0-0		
0-4-0	0-0-0	0-0-0		NEUTRAL		0-0-0		0-0-0		0-4-0		
<hr/>												
6-6-0	0-0-0	0-0-0		CONFERENCE		0-0-0		0-0-0		6-6-0		
4-2-0	0-0-0	0-0-0		HOME		0-0-0		0-0-0		4-2-0		
2-4-0	0-0-0	0-0-0		AWAY		0-0-0		0-0-0		2-4-0		
0-0-0	0-0-0	0-0-0		NEUTRAL		0-0-0		0-0-0		0-0-0		
<hr/>												
RPI	S	Opponent	Score	RPI	S	Opponent	Score	RPI	S	Opponent	Score	
								122	A	Col. of Charleston	1	6
								122	A	Col. of Charleston	0	5
								238	N	Tennessee St.	2	6
								244	A	Bethune-Cookman	0	8
								244	A	Bethune-Cookman	3	4
								244	A	Bethune-Cookman	8	9
								247	N	Mississippi Val.	0	10
								271	H	N.C. A&T	6	4
								271	H	N.C. A&T	0	9
								271	H	N.C. A&T	5	0
								279	H	Alabama A&M	2	6
								279	H	Alabama A&M	0	2
								279	N	Alabama A&M	12	13
								281	A	N.C. Central	4	2
								281	A	N.C. Central	5	3
								281	A	N.C. Central	0	4
								283	H	UMES	9	10
								283	H	UMES	8	1
								285	N	Grambling	0	3
								289	H	Howard	6	4
LAST 10 GAMES												
281	A	N.C. Central	5	3	244	A	Bethune-Cookman	8	9			
281	A	N.C. Central	4	2	271	H	N.C. A&T	5	0			
281	A	N.C. Central	0	4	271	H	N.C. A&T	6	4			
244	A	Bethune-Cookman	0	8	271	H	N.C. A&T	0	9			
244	A	Bethune-Cookman	3	4	283	H	UMES	8	1			

Non-Div. I Games: Claflin 3 4 Edward Waters 4 2 Kentucky St. 8 0 Benedict 10 2
 Brenau 4 2 Benedict 15 2 Benedict 4 1 Anderson (SC) South Carolina St. 0 4

South Carolina St.

Through Games Of April 14, 2013

Non-Div. I Games:

Benedict 5 1
Clark Atlanta 12 1

Brewton Parker 5 6
Anderson (SC) 0 3

Claflin 3 2 Winston-Salem South Carolina St.

S
o
u
t
h
C
a
r
o
l
i
n
a
s
t
.

S
o
u
t
h
C
a
r
o
l
i
n
a
s
t
.