

A
l
a
b
a
m
a

Alabama					Through Games Of June 6, 2012 (FINAL)																
Average RPI Win:		51	WON-LOST RECORD		WINNING PCT. RANK		LAST 10 GAMES		STRENGTH OF SCHEDULE		OPP. STRENGTH OF SCHEDULE		TEAM RPI		ADJ RPI		CONF. RPI		ADJ CONF. RPI		
DIV. I ONLY				60-8-0		.88235 4		9-1-0		4		4		1		.75939 1		3		2	
DIV. I NON-CONF.				33-3-0		.91667 3		8-1-0		1		5		1		.72735 1		2		2	
TOTALS		RPI 1-25		RPI 26-50		W-L RECORDS		RPI 51-100		RPI 101-150		RPI 150+									
60-8-0		18-5-0		21-1-0		OVERALL		14-2-0		5-0-0		2-0-0									
34-4-0		9-3-0		7-0-0		HOME		13-1-0		3-0-0		2-0-0									
15-3-0		3-1-0		12-1-0		AWAY		0-1-0		0-0-0		0-0-0									
11-1-0		6-1-0		2-0-0		NEUTRAL		1-0-0		2-0-0		0-0-0									
33-3-0		8-1-0		10-0-0		NON-CONFERENCE		8-2-0		5-0-0		2-0-0									
20-1-0		2-0-0		6-0-0		HOME		7-1-0		3-0-0		2-0-0									
3-1-0		1-0-0		2-0-		AWAY		0-1-0		0-0-0		0-0-0									
10-1-0		5-1-0		2-0-0		NEUTRAL		1-0-0		2-0-0		0-0-0									
27-5-0		10-4-0		11-1-0		CONFERENCE		6-0-0		0-0-0		0-0-0									
14-3-0		7-3-0		1-0-0		HOME		6-0-0		0-0-0		0-0-0									
12-2-0		2-1-0		10-1-0		AWAY		0-0-0		0-0-0		0-0-0									
1-0-0		1-0-0		0-0-0		NEUTRAL		0-0-0		0-0-0		0-0-0									
RPI	S	Opponent		Score		RPI	S	Opponent		Score		RPI	S	Opponent		Score					
2	N	California		5 2		26	H	DePaul		9 7		52	H	Maryland		19 1					
3	N	Arizona St.		2 1		26	H	DePaul		4 3		52	H	Maryland		9 1					
4	N	Oklahoma		8 6		30	N	Virginia Tech		7 3		65	H	Troy		12 0					
4	N	Oklahoma		5 4		33	A	Auburn		4 2		69	N	Lipscomb		15 4					
4	N	Oklahoma		1 4		33	A	Auburn		5 2		73	H	North Dakota St.		3 2					
5	H	Tennessee		2 5		34	A	Kentucky		9 1		73	H	North Dakota St.		9 4					
5	H	Tennessee		3 2		34	A	Kentucky		12 2		76	H	Georgia St.		1 5					
5	N	Tennessee		5 3		34	A	Kentucky		3 1		86	H	East Carolina		9 4					
6	A	Oregon		5 1		35	A	Mississippi St.		5 4		86	H	East Carolina		4 2					
7	H	Florida		10 1		35	A	Mississippi St.		9 3		92	H	Ole Miss		10 7					
7	H	Florida		5 3		35	A	Mississippi St.		4 2		92	H	Ole Miss		12 1					
7	H	Florida		9 1		35	H	Mississippi St.		5 2		92	H	Ole Miss		12 2					
7	H	Florida		1 4		36	A	South Ala.		12 1		93	A	Fordham		5 8					
13	A	Georgia		8 3		36	H	South Ala.		6 0		99	H	South Carolina		19 4					
13	A	Georgia		4 7		36	H	South Ala.		5 2		99	H	South Carolina		7 5					
13	A	Georgia		6 4		37	H	Massachusetts		8 0		99	H	South Carolina		9 1					
13	H	Georgia		1 0		38	N	Oklahoma St.		3 1											
17	H	LSU		2 3		42	A	Arkansas		13 6											
17	H	LSU		6 0		42	A	Arkansas		1 8											
17	H	LSU		6 0		42	A	Arkansas		5 1											
21	H	Michigan		4 3								5 N Tennessee		5 3							
21	H	Michigan		4 1								21 H Michigan		4 3							
25	N	Georgia Tech		12 9								21 H Michigan		4 1							
												36 H South Ala.		6 0							
												36 H South Ala.		5 2							

RPI	S	Opponent	Score
44	A	UAB	8 1
44	H	UAB	4 1

		LAST 10 GAMES
4	N Oklahoma	5 4
4	N Oklahoma	8 6
4	N Oklahoma	1 4
2	N California	5 2
3	N Arizona St.	2 1

Average RPI Win:		70	WON-LOST RECORD		WINNING PCT. RANK		LAST 10 GAMES		STRENGTH OF SCHEDULE		OPP. STRENGTH OF SCHEDULE		TEAM RPI		ADJ RPI		CONF. RPI		ADJ CONF. RPI								
DIV. I ONLY			58-7-0		.89231		3		7-3-0		11		1		2		.74785		2		1		1				
DIV. I NON-CONF.			34-4-0		.89474		6		4-3-0		56		20		10		.65871		9		1		1				
TOTALS		RPI 1-25			RPI 26-50			W-L RECORDS			RPI 51-100			RPI 101-150			RPI 150+										
58-7-0		27-6-0			7-1-0			OVERALL			9-0-0			3-0-0			12-0-0										
17-3-0		11-2-0			1-1-0			HOME			0-0-0			2-0-0			3-0-0										
16-2-0		9-2-0			2-0-0			AWAY			4-0-0			0-0-0			1-0-0										
25-2-0		7-2-0			4-0-0			NEUTRAL			5-0-0			1-0-0			8-0-0										
34-4-0		6-3-0			7-1-0			NON-CONFERENCE			6-0-0			3-0-0			12-0-0										
6-1-0		0-0-0			1-1-0			HOME			0-0-0			2-0-0			3-0-0										
4-1-0		0-1-0			2-0-			AWAY			1-0-0			0-0-0			1-0-0										
24-2-0		6-2-0			4-0-0			NEUTRAL			5-0-0			1-0-0			8-0-0										
24-3-0		21-3-0			0-0-0			CONFERENCE			3-0-0			0-0-0			0-0-0										
11-2-0		11-2-0			0-0-0			HOME			0-0-0			0-0-0			0-0-0										
12-1-0		9-1-0			0-0-0			AWAY			3-0-0			0-0-0			0-0-0										
1-0-0		1-0-0			0-0-0			NEUTRAL			0-0-0			0-0-0			0-0-0										
RPI	S	Opponent			Score		RPI	S	Opponent			Score		RPI	S	Opponent			Score								
1	N	Alabama			2	5	26	N	DePaul			2	0	58	N	Purdue			9	1	110	N	New Mexico St.			2	0
3	H	Arizona St.			5	0	41	N	San Diego St.			12	0	60	A	Fresno St.			8	5	132	H	Sacramento St.			8	0
3	H	Arizona St.			4	2	42	A	Arkansas			10	2	63	N	FIU			8	1	133	H	UC Davis			11	3
3	H	Arizona St.			0	5	42	H	Arkansas			7	0	72	A	Utah			12	3	152	N	Bradley			5	0
4	N	Oklahoma			0	3	42	H	Arkansas			2	3	72	A	Utah			10	0	154	A	St. Mary's (CA)			9	0
5	N	Tennessee			13	5	43	N	Texas St.			10	0	72	A	Utah			11	3	158	H	Iona			8	0
6	A	Oregon			8	1	47	A	Boston U.			8	0	86	N	East Carolina			11	3	166	N	Butler			14	1
6	A	Oregon			0	1	49	N	Northwestern			5	1	93	N	Fordham			5	0	183	N	UC Riverside			10	0
6	A	Oregon			10	0								98	N	San Jose St.			7	0	189	N	Cal Poly			4	1
6	N	Oregon			6	3															202	N	Winthrop			7	1
8	N	Texas			6	3															211	N	Southern Miss.			8	0
10	N	Texas A&M			3	0															212	N	Cal St. Northridge			7	0
11	H	Arizona			2	0															215	N	Marist			1	0
11	H	Arizona			3	8															246	H	Princeton			8	0
11	H	Arizona			6	0															254	H	Santa Clara			10	2
16	H	UCLA			3	0																					
16	H	UCLA			10	3																					
16	H	UCLA			8	0																					
17	N	LSU			14	3																					
17	N	LSU			5	3																					
18	A	Washington			2	0																					
18	H	Washington			6	4																					
18	H	Washington			2	1																					
18	H	Washington			5	3																					
18	H	Washington			5	0																					
20	A	Stanford			8	0																					
20	A	Stanford			4	3																					
						LAST 10 GAMES																					
	1	N	Alabama			2	5								18	H	Washington			5	0						
	6	N	Oregon			6	3								42	H	Arkansas			7	0						
	4	N	Oklahoma			0	3								42	A	Arkansas			10	2						
	17	N	LSU			5	3								42	H	Arkansas			2	3						
	18	A	Washington			2	0								47	A	Boston U.			8	0						

RPI	S	Opponent	Score	
20	A	Stanford	9	0
22	N	Syracuse	6	3
23	A	Hawaii	1	3
24	A	Oregon St.	4	1
24	A	Oregon St.	4	2
24	A	Oregon St.	9	1

Non-Div. I Games:

Average RPI Win: 69		WON-LOST RECORD		WINNING PCT. RANK		LAST 10 GAMES		STRENGTH OF SCHEDULE		OPP. STRENGTH OF SCHEDULE		TEAM RPI		ADJ RPI		CONF. RPI		ADJ CONF. RPI					
Average RPI Loss: 17																							
DIV. I ONLY		53-11-0		.82813		7		6-4-0		1		15		3		.73273		3					
DIV. I NON-CONF.		34-7-0		.82927		15		5-4-0		5		42		4		.67136		4					
TOTALS		RPI 1-25		RPI 26-50		W-L RECORDS		RPI 51-100		RPI 101-150		RPI 150+											
53-11-0		22-10-0		4-0-0		OVERALL		12-0-0		11-1-0		4-0-0											
42-4-0		13-3-0		3-0-0		HOME		11-0-0		11-1-0		4-0-0											
6-4-0		6-4-0		0-0-0		AWAY		0-0-0		0-0-0		0-0-0											
5-3-0		3-3-0		1-0-0		NEUTRAL		1-0-0		0-0-0		0-0-0											
34-7-0		6-6-0		4-0-0		NON-CONFERENCE		9-0-0		11-1-0		4-0-0											
30-4-0		4-3-0		3-0-0		HOME		8-0-0		11-1-0		4-0-0											
0-0-0		0-0-0		0-0-0		AWAY		0-0-0		0-0-0		0-0-0											
4-3-0		2-3-0		1-0-0		NEUTRAL		1-0-0		0-0-0		0-0-0											
19-4-0		16-4-0		0-0-0		CONFERENCE		3-0-0		0-0-0		0-0-0											
12-0-0		9-0-0		0-0-0		HOME		3-0-0		0-0-0		0-0-0											
6-4-0		6-4-0		0-0-0		AWAY		0-0-0		0-0-0		0-0-0											
1-0-0		1-0-0		0-0-0		NEUTRAL		0-0-0		0-0-0		0-0-0											
RPI	S	Opponent		Score		RPI	S	Opponent		Score		RPI	S	Opponent		Score		RPI	S	Opponent		Score	
1	N	Alabama		1	2	32	N	BYU		3	0	57	H	Boise St.		4	0	107	H	McNeese St.		1	3
2	A	California		2	4	43	H	Texas St.		9	0	60	N	Fresno St.		4	0	110	H	New Mexico St.		13	5
2	A	California		5	0	48	H	Illinois St.		14	3	68	H	Minnesota		12	0	115	H	Western Mich.		10	0
2	A	California		0	5	49	H	Northwestern		10	5	72	H	Utah		13	5	120	H	Central Mich.		7	0
4	N	Oklahoma		3	5							72	H	Utah		13	1	123	H	Iowa St.		9	0
5	H	Tennessee		0	3							72	H	Utah		6	4	124	H	LIU Brooklyn		9	0
6	A	Oregon		7	4							73	H	North Dakota St.		10	2	130	H	Central Conn. St.		10	0
6	A	Oregon		0	3							80	H	Iowa		5	2	130	H	Central Conn. St.		11	1
6	N	Oregon		3	1							83	H	Valparaiso		6	2	130	H	Central Conn. St.		8	0
9	H	La.-Lafayette		8	0							86	H	East Carolina		9	1	130	H	Central Conn. St.		14	2
9	H	La.-Lafayette		9	2							96	H	Pacific		7	4	135	H	Creighton		3	1
9	H	La.-Lafayette		0	6							98	H	San Jose St.		4	0	135	H	Creighton		12	3
9	N	La.-Lafayette		2	9													189	H	Cal Poly		8	0
11	H	Arizona		7	6													201	H	Wichita St.		9	0
11	H	Arizona		9	6													201	H	Wichita St.		11	0
11	H	Arizona		4	2													279	H	Howard		15	3
16	H	UCLA		9	1																		
16	H	UCLA		9	1																		
16	H	UCLA		4	2																		
17	N	LSU		6	0																		
18	A	Washington		6	3																		
18	A	Washington		18	1			LAST 10 GAMES															
18	A	Washington		5	4	4	N	Oklahoma		3	5	9	H	La.-Lafayette		9	2						
20	H	Stanford		7	1	17	N	LSU		6	0	9	H	La.-Lafayette		0	6						
20	H	Stanford		11	9	1	N	Alabama		1	2	22	H	Syracuse		0	1						
20	H	Stanford		5	0	6	N	Oregon		3	1	22	H	Syracuse		4	0						
21	N	Michigan		1	0	9	H	La.-Lafayette		8	0	22	H	Syracuse		3	1						

Arizona St.

RPI	S	Opponent	Score	
22	H	Syracuse	3	1
22	H	Syracuse	0	1
22	H	Syracuse	4	0
24	A	Oregon St.	2	4
24	A	Oregon St.	3	2

Non-Div. I Games:

O
k
l
a
h
o
m
a

Oklahoma

Average RPI Win: 67		WON-LOST RECORD		WINNING PCT. RANK		LAST 10 GAMES		STRENGTH OF SCHEDULE		OPP. STRENGTH OF SCHEDULE		TEAM RPI		ADJ RPI		CONF. RPI		ADJ CONF. RPI	
Average RPI Loss: 28																			
DIV. I ONLY		52-14-0		.78788 8		6-4-0		12		5		6		.70385 5		3		2	
DIV. I NON-CONF.		27-5-0		.84375 11		4-2-0		26		15		9		.66341 7		2		2	
TOTALS		RPI 1-25		RPI 26-50		W-L RECORDS		RPI 51-100		RPI 101-150		RPI 150+							
52-14-0		11-10-0		19-2-0		OVERALL		11-1-0		7-0-0		4-1-0							
29-6-0		8-4-0		5-1-0		HOME		7-1-0		5-0-0		4-0-0							
13-3-0		2-2-0		8-1-0		AWAY		3-0-0		0-0-0		0-0-0							
10-5-0		1-4-0		6-0-0		NEUTRAL		1-0-0		2-0-0		0-1-0							
27-5-0		3-3-0		8-0-0		NON-CONFERENCE		5-1-0		7-0-0		4-1-0							
17-1-0		1-0-0		3-0-0		HOME		4-1-0		5-0-0		4-0-0							
1-1-0		1-1-0		0-0-		AWAY		0-0-0		0-0-0		0-0-0							
9-3-0		1-2-0		5-0-0		NEUTRAL		1-0-0		2-0-0		0-1-0							
25-9-0		8-7-0		11-2-0		CONFERENCE		6-0-0		0-0-0		0-0-0							
12-5-0		7-4-0		2-1-0		HOME		3-0-0		0-0-0		0-0-0							
12-2-0		1-1-0		8-1-0		AWAY		3-0-0		0-0-0		0-0-0							
1-2-0		0-2-0		1-0-0		NEUTRAL		0-0-0		0-0-0		0-0-0							
RPI S	Opponent	Score		RPI S	Opponent	Score		RPI S	Opponent	Score		RPI S	Opponent	Score					
1 A	Alabama	2	3	27 N	Texas Tech	1	0	51 H	Ga. Southern	7	0	105 N	UC Santa Barbara	7	0				
1 A	Alabama	5	2	30 H	Virginia Tech	2	1	51 H	Ga. Southern	9	0	115 N	Western Mich.	9	6				
1 N	Alabama	3	5	30 H	Virginia Tech	10	2	54 H	Miami (OH)	0	1	125 H	Murray St.	8	0				
2 N	California	5	13	33 A	Auburn	6	2	54 H	Miami (OH)	8	0	145 H	Middle Tenn.	6	3				
3 A	Arizona St.	3	0	33 A	Auburn	5	3	56 H	Radford	8	2	148 H	Memphis	3	2				
6 N	Oregon	1	3	33 A	Auburn	9	1	59 N	Illinois	10	7	148 H	Memphis	7	0				
7 H	Florida	1	0	33 N	Auburn	2	1	92 H	Ole Miss	2	1	148 H	Memphis	5	0				
7 H	Florida	2	5	34 H	Kentucky	4	2	92 H	Ole Miss	5	1	202 N	Winthrop	1	2				
7 H	Florida	0	1	34 H	Kentucky	8	0	92 H	Ole Miss	9	0	205 H	Furman	1	0				
7 N	Florida	1	2	34 H	Kentucky	3	5	99 A	South Carolina	6	3	205 H	Furman	8	0				
8 A	Texas	2	3	35 A	Mississippi St.	10	3	99 A	South Carolina	8	0	225 H	East Tenn. St.	8	0				
12 H	Louisville	8	1	35 A	Mississippi St.	8	0	99 A	South Carolina	4	2	256 H	Tennessee St.	5	0				
13 H	Georgia	3	2	35 A	Mississippi St.	8	0												
13 H	Georgia	0	1	37 N	Massachusetts	5	0												
13 H	Georgia	2	1	40 N	Hofstra	3	2												
13 H	Georgia	1	3	41 N	San Diego St.	6	5												
13 H	Georgia	2	1	42 A	Arkansas	1	4												
17 H	LSU	2	0	42 A	Arkansas	8	0												
17 H	LSU	10	2	42 A	Arkansas	2	0												
17 H	LSU	4	2	44 H	UAB	8	0												
25 N	Georgia Tech	9	0					30 H	Virginia Tech	2	1								
								30 H	Virginia Tech	10	2								
								44 H	UAB	8	0								
								54 H	Miami (OH)	8	0								
								54 H	Miami (OH)	0	1								

Non-Div. I Games:

Tennessee

RPI	S	Opponent	Score
48	N	Illinois St.	6 0

		LAST 10 GAMES
6 N	Oregon	1 3
1 N	Alabama	3 5
13 H	Georgia	0 1
13 H	Georgia	2 1
13 H	Georgia	3 2

Average RPI Win: 63		WON-LOST RECORD		WINNING PCT. RANK		LAST 10 GAMES		STRENGTH OF SCHEDULE		OPP. STRENGTH OF SCHEDULE		TEAM RPI		ADJ RPI		CONF. RPI		ADJ CONF. RPI					
DIV. I ONLY		45-18-0		.71429		26		7-3-0		2		3		5		.69174		6		1		1	
DIV. I NON-CONF.		32-7-0		.82051		17		6-1-0		7		13		5		.66927		5		1		1	
TOTALS		RPI 1-25		RPI 26-50		W-L RECORDS		RPI 51-100		RPI 101-150		RPI 150+											
45-18-0		14-15-0		8-2-0		OVERALL		14-1-0		5-0-0		4-0-0											
16-8-0		6-8-0		2-0-0		HOME		3-0-0		3-0-0		2-0-0											
11-5-0		7-5-0		0-0-0		AWAY		4-0-0		0-0-0		0-0-0											
18-5-0		1-2-0		6-2-0		NEUTRAL		7-1-0		2-0-0		2-0-0											
32-7-0		4-4-0		8-2-0		NON-CONFERENCE		11-1-0		5-0-0		4-0-0											
11-3-0		1-3-0		2-0-0		HOME		3-0-0		3-0-0		2-0-0											
3-1-0		2-1-0		0-0-		AWAY		1-0-0		0-0-0		0-0-0											
18-3-0		1-0-0		6-2-0		NEUTRAL		7-1-0		2-0-0		2-0-0											
13-11-0		10-11-0		0-0-0		CONFERENCE		3-0-0		0-0-0		0-0-0											
5-5-0		5-5-0		0-0-0		HOME		0-0-0		0-0-0		0-0-0											
8-4-0		5-4-0		0-0-0		AWAY		3-0-0		0-0-0		0-0-0											
0-2-0		0-2-0		0-0-0		NEUTRAL		0-0-0		0-0-0		0-0-0											
RPI	S	Opponent		Score		RPI	S	Opponent		Score		RPI	S	Opponent		Score							
1	H	Alabama		1	5	28	N	North Carolina		5	4	57	H	Boise St.		4	1						
2	H	California		1	8	32	H	BYU		6	4	57	H	Boise St.		14	6						
2	H	California		1	0	32	H	BYU		4	1	57	H	Boise St.		6	4						
2	H	California		0	10	32	N	BYU		1	2	58	N	Purdue		9	1						
2	N	California		3	6	38	N	Oklahoma St.		8	0	58	N	Purdue		8	1						
3	H	Arizona St.		4	7	39	N	Baylor		1	2	60	A	Fresno St.		5	4						
3	H	Arizona St.		3	0	41	N	San Diego St.		5	4	61	N	Virginia		6	2						
3	N	Arizona St.		1	3	41	N	San Diego St.		6	0	64	N	Nebraska		4	2						
5	N	Tennessee		3	1	48	N	Illinois St.		5	2	66	N	Pittsburgh		3	2						
8	A	Texas		2	4	49	N	Northwestern		10	6	72	A	Utah		11	1						
8	A	Texas		5	4							72	A	Utah		9	0						
8	A	Texas		10	6							72	A	Utah		6	2						
11	A	Arizona		11	7							94	N	Connecticut		9	3						
11	A	Arizona		4	5							98	N	San Jose St.		9	0						
11	A	Arizona		12	7							100	N	New Mexico		6	7						
14	H	Missouri		3	7																		
14	H	Missouri		8	3																		
14	H	Missouri		4	5																		
16	H	UCLA		3	2																		
16	H	UCLA		8	2																		
16	H	UCLA		0	10																		
18	H	Washington		3	6																		
18	H	Washington		5	3																		
20	A	Stanford		6	7																		
20	A	Stanford		8	5																		
20	A	Stanford		12	8																		
24	A	Oregon St.		1	7																		

RPI	S	Opponent	Score	
24	A	Oregon St.	4	5
24	A	Oregon St.	8	2

Non-Div. I Games:

Average RPI Win: 75		WON-LOST RECORD		WINNING PCT. RANK		LAST 10 GAMES		STRENGTH OF SCHEDULE		OPP. STRENGTH OF SCHEDULE		TEAM RPI		ADJ RPI		CONF. RPI		ADJ CONF. RPI					
Average RPI Loss: 21																							
DIV. I ONLY		48-13-0		.78689 9		5-5-0		19		6		10		.68531 7		3		2					
DIV. I NON-CONF.		25-5-0		.83333 13		2-2-0		45		26		15		.63721 16		2		2					
TOTALS		RPI 1-25		RPI 26-50		W-L RECORDS		RPI 51-100		RPI 101-150		RPI 150+											
48-13-0		12-9-0		12-3-0		OVERALL		13-1-0		1-0-0		10-0-0											
26-6-0		1-3-0		5-2-0		HOME		11-1-0		0-0-0		9-0-0											
12-6-0		7-5-0		5-1-0		AWAY		0-0-0		0-0-0		0-0-0											
10-1-0		4-1-0		2-0-0		NEUTRAL		2-0-0		1-0-0		1-0-0											
25-5-0		4-3-0		3-1-0		NON-CONFERENCE		7-1-0		1-0-0		10-0-0											
15-3-0		0-2-0		1-0-0		HOME		5-1-0		0-0-0		9-0-0											
2-1-0		2-0-0		0-0-		AWAY		0-0-0		0-0-0		0-0-0											
8-1-0		2-1-0		2-0-0		NEUTRAL		2-0-0		1-0-0		1-0-0											
23-8-0		8-6-0		9-2-0		CONFERENCE		6-0-0		0-0-0		0-0-0											
11-3-0		1-1-0		4-2-0		HOME		6-0-0		0-0-0		0-0-0											
10-5-0		5-5-0		5-0-0		AWAY		0-0-0		0-0-0		0-0-0											
2-0-0		2-0-0		0-0-0		NEUTRAL		0-0-0		0-0-0		0-0-0											
RPI	S	Opponent		Score		RPI	S	Opponent		Score		RPI	S	Opponent		Score		RPI	S	Opponent		Score	
1	A	Alabama		4 1		32	N	BYU		3 0		57	N	Boise St.		3 0		124	N	LIU Brooklyn		8 0	
1	A	Alabama		1 9		33	H	Auburn		5 2		63	H	FIU		7 4		157	H	Gardner-Webb		14 0	
1	A	Alabama		1 10		33	H	Auburn		3 1		63	H	FIU		7 1		157	H	Gardner-Webb		9 0	
1	A	Alabama		3 5		33	H	Auburn		3 2		63	H	FIU		9 0		167	H	Eastern Mich.		2 1	
5	A	Tennessee		0 1		34	H	Kentucky		1 5		74	H	Fla. Gulf Coast		1 2		167	H	Eastern Mich.		16 0	
5	A	Tennessee		1 0		34	H	Kentucky		5 0		74	H	Fla. Gulf Coast		6 2		185	N	Maine		8 0	
5	A	Tennessee		5 2		34	H	Kentucky		0 2		74	N	Fla. Gulf Coast		5 0		191	H	Campbell		4 0	
5	N	Tennessee		2 1		35	A	Mississippi St.		8 5		81	H	Jacksonville		10 2		193	H	Michigan St.		8 0	
8	N	Texas		5 1		35	A	Mississippi St.		1 0		92	H	Ole Miss		14 3		193	H	Michigan St.		15 4	
10	N	Texas A&M		6 4		42	A	Arkansas		5 0		92	H	Ole Miss		9 1		193	H	Michigan St.		11 1	
13	A	Georgia		4 2		42	A	Arkansas		3 2		92	H	Ole Miss		5 0		256	H	Tennessee St.		8 0	
13	A	Georgia		2 3		42	A	Arkansas		6 0		99	H	South Carolina		1 0							
13	A	Georgia		6 3		45	A	UCF		0 2		99	H	South Carolina		9 1							
15	A	South Fla.		3 2		45	H	UCF		7 1		99	H	South Carolina		7 3							
15	H	South Fla.		0 1		48	N	Illinois St.		11 0													
15	H	South Fla.		1 4																			
17	H	LSU		0 1																			
17	H	LSU		2 1																			
17	N	LSU		1 0																			
18	N	Washington		2 5																			
19	A	Florida St.		9 1																			
						LAST 10 GAMES																	
						15	H	South Fla.		0 1		5	N	Tennessee		2 1							
						45	H	UCF		7 1		17	N	LSU		1 0							
						74	H	Fla. Gulf Coast		6 2		1	A	Alabama		3 5							
						74	H	Fla. Gulf Coast		1 2		1	A	Alabama		1 9							
						1	A	Alabama		1 10		1	A	Alabama		4 1							

Non-Div. I Games:

Florida

Texas

Texas					Through Games Of June 6, 2012 (FINAL)															
Average RPI Win: 78		WON-LOST RECORD		WINNING PCT. RANK		LAST 10 GAMES		STRENGTH OF SCHEDULE		OPP. STRENGTH OF SCHEDULE		TEAM RPI		ADJ RPI		CONF. RPI		ADJ CONF. RPI		
DIV. I ONLY		47-13-0		.78333 10		7-3-0		14		14		7		.6825 8		2		3		
DIV. I NON-CONF.		31-5-0		.86111 10		5-3-0		17		18		6		.66549 6		3		3		
TOTALS		RPI 1-25		RPI 26-50		W-L RECORDS		RPI 51-100		RPI 101-150		RPI 150+								
47-13-0		8-9-0		18-4-0		OVERALL		5-0-0		9-0-0		7-0-0								
30-6-0		5-4-0		12-2-0		HOME		4-0-0		6-0-0		3-0-0								
10-5-0		2-3-0		5-2-0		AWAY		0-0-0		3-0-0		0-0-0								
7-2-0		1-2-0		1-0-0		NEUTRAL		1-0-0		0-0-0		4-0-0								
31-5-0		4-4-0		9-1-0		NON-CONFERENCE		5-0-0		6-0-0		7-0-0								
22-3-0		2-2-0		7-1-0		HOME		4-0-0		6-0-0		3-0-0								
2-0-0		1-0-0		1-0-		AWAY		0-0-0		0-0-0		0-0-0								
7-2-0		1-2-0		1-0-0		NEUTRAL		1-0-0		0-0-0		4-0-0								
16-8-0		4-5-0		9-3-0		CONFERENCE		0-0-0		3-0-0		0-0-0								
8-3-0		3-2-0		5-1-0		HOME		0-0-0		0-0-0		0-0-0								
8-5-0		1-3-0		4-2-0		AWAY		0-0-0		3-0-0		0-0-0								
0-0-0		0-0-0		0-0-0		NEUTRAL		0-0-0		0-0-0		0-0-0								
RPI	S	Opponent			Score		RPI	S	Opponent			Score		RPI	S	Opponent			Score	
2	N	California			3 6		27	A	Texas Tech			2 5		64	N	Nebraska			3 0	
4	A	Oklahoma			12 5		27	H	Texas Tech			8 0		66	H	Pittsburgh			7 2	
4	A	Oklahoma			3 9		27	H	Texas Tech			2 1		100	H	New Mexico			7 3	
4	A	Oklahoma			2 5		31	H	Tulsa			9 1		100	H	New Mexico			5 0	
5	H	Tennessee			3 2		33	H	Auburn			6 1		100	H	New Mexico			2 1	
6	H	Oregon			4 5		38	H	Oklahoma St.			5 1							123 A Iowa St. 7 3	
6	H	Oregon			6 10		38	H	Oklahoma St.			0 3							123 A Iowa St. 11 2	
6	H	Oregon			4 2		38	H	Oklahoma St.			3 2							123 A Iowa St. 8 4	
7	N	Florida			1 5		39	A	Baylor			4 5							146 H A&M-Corpus Christi 6 5	
10	A	Texas A&M			0 9		39	A	Baylor			7 3							168 H UTSA 15 0	
10	H	Texas A&M			7 6		39	H	Baylor			3 1							168 H UTSA 8 0	
10	H	Texas A&M			4 3		41	N	San Diego St.			2 1							199 H Cal St. Fullerton 23 0	
14	H	Missouri			0 2		43	H	Texas St.			5 0							202 N Winthrop 7 1	
14	H	Missouri			4 11		43	H	Texas St.			7 0							202 N Winthrop 9 2	
14	H	Missouri			9 5		46	A	Houston			15 4							212 N Cal St. Northridge 4 0	
16	N	UCLA			5 4		46	H	Houston			10 1							215 N Marist 10 2	
23	A	Hawaii			4 0		49	H	Northwestern			5 0								
							49	H	Northwestern			5 0								
							49	H	Northwestern			0 2								
							50	A	Kansas			12 3								

RPI	S	Opponent	Score
50	A	Kansas	7 5
50	A	Kansas	13 6

		LAST 10 GAMES
6 H	Oregon	4 5
6 H	Oregon	6 10
6 H	Oregon	4 2
49 H	Northwestern	5 0
49 H	Northwestern	5 0

Average RPI Win:		93	WON-LOST RECORD		WINNING PCT. RANK		LAST 10 GAMES		STRENGTH OF SCHEDULE		OPP. STRENGTH OF SCHEDULE		TEAM RPI	ADJ RPI		CONF. RPI		ADJ CONF. RPI					
DIV. I ONLY			53-6-0		.89831		2		7-3-0		45		35		8	.67375		9		7		7	
DIV. I NON-CONF.			29-2-0		.93548		2		4-2-0		16		14		2	.69624		2		7		7	
TOTALS		RPI 1-25			RPI 26-50			W-L RECORDS			RPI 51-100			RPI 101-150			RPI 150+						
53-6-0		7-2-0			11-1-0			OVERALL			14-2-0			11-1-0			10-0-0						
29-1-0		4-0-0			6-0-0			HOME			4-0-0			7-1-0			8-0-0						
14-4-0		1-2-0			2-0-0			AWAY			7-2-0			3-0-0			1-0-0						
10-1-0		2-0-0			3-1-0			NEUTRAL			3-0-0			1-0-0			1-0-0						
29-2-0		7-2-0			8-0-0			NON-CONFERENCE			2-0-0			6-0-0			6-0-0						
18-0-0		4-0-0			3-0-0			HOME			1-0-0			5-0-0			5-0-0						
3-2-0		1-2-0			2-0-0			AWAY			0-0-0			0-0-0			0-0-0						
8-0-0		2-0-0			3-0-0			NEUTRAL			1-0-0			1-0-0			1-0-0						
24-4-0		0-0-0			3-1-0			CONFERENCE			12-2-0			5-1-0			4-0-0						
11-1-0		0-0-0			3-0-0			HOME			3-0-0			2-1-0			3-0-0						
11-2-0		0-0-0			0-0-0			AWAY			7-2-0			3-0-0			1-0-0						
2-1-0		0-0-0			0-1-0			NEUTRAL			2-0-0			0-0-0			0-0-0						
RPI	S	Opponent			Score			RPI	S	Opponent			Score			RPI	S	Opponent			Score		
3	A	Arizona St.			2	9		31	H	Tulsa			19	4		60	N	Fresno St.			9	1	
3	A	Arizona St.			6	0		34	H	Kentucky			5	4		63	A	FIU			6	0	
3	A	Arizona St.			0	8		35	N	Mississippi St.			6	3		63	A	FIU			1	2	
3	N	Arizona St.			9	2		36	H	South Ala.			1	0		63	A	FIU			10	5	
20	H	Stanford			9	3		36	H	South Ala.			3	0		65	A	Troy			4	9	
20	H	Stanford			6	2		36	H	South Ala.			2	0		65	A	Troy			9	1	
21	N	Michigan			10	7		36	N	South Ala.			1	3		65	A	Troy			9	1	
25	H	Georgia Tech			12	11		40	N	Hofstra			5	4		70	H	Rutgers			15	1	
25	H	Georgia Tech			10	2		46	A	Houston			3	2		79	A	Western Ky.			4	2	
							46	A	Houston			12	7		79	A	Western Ky.			4	1		
							47	N	Boston U.			5	1		79	A	Western Ky.			2	1		
							49	H	Northwestern			6	4		79	N	Western Ky.			12	1		
															84	H	North Texas			11	4		
															84	H	North Texas			5	4		
															84	H	North Texas			7	6		
															84	N	North Texas			5	1		
LAST 10 GAMES																							
							3	A	Arizona St.			0	8		147	H	Mississippi Val.			8	0		
							3	A	Arizona St.			2	9		36	N	South Ala.			1	3		
							3	A	Arizona St.			6	0		79	N	Western Ky.			12	1		
							20	H	Stanford			6	2		84	N	North Texas			5	1		
							20	H	Stanford			9	3		156	A	Fla. Atlantic			7	1		

Non-Div. I Games:

La.-Lafayette

Average RPI Win:		72	WON-LOST RECORD		WINNING PCT. RANK	LAST 10 GAMES		STRENGTH OF SCHEDULE		OPP. STRENGTH OF SCHEDULE	TEAM RPI	ADJ RPI	CONF. RPI	ADJ CONF. RPI					
Average RPI Loss:		34																	
DIV. I ONLY			41-18-0		.69492	35	8-2-0		5	19	12	.66629	10	2	3				
DIV. I NON-CONF.			25-10-0		.71429	40	5-2-0		6	39	16	.63626	17	3	3				
TOTALS		RPI 1-25		RPI 26-50		W-L RECORDS		RPI 51-100		RPI 101-150		RPI 150+							
41-18-0		7-10-0		15-5-0		OVERALL		9-2-0		5-1-0		5-0-0							
22-6-0		4-5-0		9-1-0		HOME		5-0-0		2-0-0		2-0-0							
12-5-0		1-2-0		5-2-0		AWAY		3-0-0		3-1-0		0-0-0							
7-7-0		2-3-0		1-2-0		NEUTRAL		1-2-0		0-0-0		3-0-0							
25-10-0		3-5-0		5-3-0		NON-CONFERENCE		9-2-0		3-0-0		5-0-0							
13-3-0		0-2-0		4-1-0		HOME		5-0-0		2-0-0		2-0-0							
5-0-0		1-0-0		0-0-		AWAY		3-0-0		1-0-0		0-0-0							
7-7-0		2-3-0		1-2-0		NEUTRAL		1-2-0		0-0-0		3-0-0							
16-8-0		4-5-0		10-2-0		CONFERENCE		0-0-0		2-1-0		0-0-0							
9-3-0		4-3-0		5-0-0		HOME		0-0-0		0-0-0		0-0-0							
7-5-0		0-2-0		5-2-0		AWAY		0-0-0		2-1-0		0-0-0							
0-0-0		0-0-0		0-0-0		NEUTRAL		0-0-0		0-0-0		0-0-0							
RPI	S	Opponent		Score		RPI	S	Opponent		Score		RPI	S	Opponent		Score			
2	N	California		0	3	27	A	Texas Tech		9	0	57	A	Boise St.		10	8		
4	H	Oklahoma		1	6	27	A	Texas Tech		9	6	57	A	Boise St.		5	4		
4	H	Oklahoma		4	0	27	A	Texas Tech		6	8	57	A	Boise St.		9	2		
4	H	Oklahoma		2	5	31	H	Tulsa		5	1	64	H	Nebraska		6	0		
7	N	Florida		4	6	32	N	BYU		14	8	64	H	Nebraska		4	1		
8	A	Texas		6	7	32	N	BYU		2	3	73	H	North Dakota St.		6	0		
8	A	Texas		3	4	38	A	Oklahoma St.		0	4	96	N	Pacific		0	2		
8	H	Texas		9	0	38	A	Oklahoma St.		3	1	97	H	North Carolina St.		3	2		
11	N	Arizona		5	4	38	A	Oklahoma St.		7	1	97	H	North Carolina St.		1	0		
14	H	Missouri		5	6	39	A	Baylor		3	0	98	N	San Jose St.		2	1		
14	H	Missouri		2	1	39	H	Baylor		10	2	100	N	New Mexico		3	15		
14	H	Missouri		1	0	39	H	Baylor		6	1								
17	H	LSU		0	2	43	H	Texas St.		3	2								
17	H	LSU		1	2	43	H	Texas St.		7	4								
18	N	Washington		2	8	46	H	Houston		2	3								
20	N	Stanford		10	9	46	H	Houston		3	2								
23	A	Hawaii		3	1	49	N	Northwestern		3	6								
						50	H	Kansas		4	3								
						50	H	Kansas		9	0								
						50	H	Kansas		3	0								
LAST 10 GAMES																			
17	H	LSU		1	2	57	A	Boise St.		10	8								
17	H	LSU		0	2	57	A	Boise St.		5	4								
43	H	Texas St.		7	4	50	H	Kansas		9	0								
198	H	Bethune-Cookman		11	0	50	H	Kansas		4	3								
57	A	Boise St.		9	2	50	H	Kansas		3	0								

Non-Div. I Games:

Texas A&M

Average RPI Win: 72		WON-LOST RECORD		WINNING PCT. RANK		LAST 10 GAMES		STRENGTH OF SCHEDULE		OPP. STRENGTH OF SCHEDULE		TEAM RPI		ADJ RPI		CONF. RPI		ADJ CONF. RPI	
DIV. I ONLY		38-19-0		.66667 46		6-4-0		3		10		11		.66398 11		1		1	
DIV. I NON-CONF.		26-7-0		.78788 22		3-2-0		14		35		13		.64366 13		1		1	
TOTALS		RPI 1-25		RPI 26-50		W-L RECORDS		RPI 51-100		RPI 101-150		RPI 150+							
38-19-0		11-17-0		6-0-0		OVERALL		10-1-0		9-1-0		2-0-0							
24-5-0		5-4-0		5-0-0		HOME		7-0-0		6-1-0		1-0-0							
4-10-0		4-10-0		0-0-0		AWAY		0-0-0		0-0-0		0-0-0							
10-4-0		2-3-0		1-0-0		NEUTRAL		3-1-0		3-0-0		1-0-0							
26-7-0		2-5-0		6-0-0		NON-CONFERENCE		7-1-0		9-1-0		2-0-0							
16-1-0		0-0-0		5-0-0		HOME		4-0-0		6-1-0		1-0-0							
0-2-0		0-2-0		0-0-		AWAY		0-0-0		0-0-0		0-0-0							
10-4-0		2-3-0		1-0-0		NEUTRAL		3-1-0		3-0-0		1-0-0							
12-12-0		9-12-0		0-0-0		CONFERENCE		3-0-0		0-0-0		0-0-0							
8-4-0		5-4-0		0-0-0		HOME		3-0-0		0-0-0		0-0-0							
4-8-0		4-8-0		0-0-0		AWAY		0-0-0		0-0-0		0-0-0							
0-0-0		0-0-0		0-0-0		NEUTRAL		0-0-0		0-0-0		0-0-0							
RPI	S	Opponent	Score		RPI	S	Opponent	Score		RPI	S	Opponent	Score		RPI	S	Opponent	Score	
2	A	California	0	6	29	H	Notre Dame	7	2	60	N	Fresno St.	9	0	107	N	McNeese St.	8	1
2	A	California	0	2	29	H	Notre Dame	8	3	64	N	Nebraska	10	11	108	N	Long Beach St.	4	0
2	A	California	8	3	38	N	Oklahoma St.	8	0	72	H	Utah	8	0	110	H	New Mexico St.	6	3
3	A	Arizona St.	2	4	41	H	San Diego St.	8	6	72	H	Utah	4	2	110	H	New Mexico St.	5	9
3	A	Arizona St.	6	9	41	H	San Diego St.	8	0	72	H	Utah	3	1	112	H	Col. of Charleston	9	0
3	A	Arizona St.	6	7	44	H	UAB	7	0	73	H	North Dakota St.	11	0	112	H	Col. of Charleston	5	0
4	A	Oklahoma	1	7						79	H	Western Ky.	6	4	112	H	Col. of Charleston	8	0
4	A	Oklahoma	0	6						80	N	Iowa	6	1	133	N	UC Davis	8	0
6	H	Oregon	5	4						93	N	Fordham	3	2	142	H	Southern Utah	9	1
6	H	Oregon	7	12						100	H	New Mexico	8	1	142	H	Southern Utah	8	0
6	H	Oregon	7	11						100	H	New Mexico	5	0	212	N	Cal St. Northridge	8	0
10	N	Texas A&M	4	5											238	H	North Dakota	14	2
13	N	Georgia	0	3															
16	A	UCLA	2	7															
16	A	UCLA	7	6															
16	A	UCLA	4	10															
18	A	Washington	5	3															
18	A	Washington	2	0															
18	A	Washington	5	7															
20	H	Stanford	1	4															
20	H	Stanford	9	1															
20	H	Stanford	3	1															
22	N	Syracuse	5	0															
22	N	Syracuse	11	1															
24	H	Oregon St.	3	1															
24	H	Oregon St.	0	4															
24	H	Oregon St.	12	4															
LAST 10 GAMES																			
4	A	Oklahoma	1	7	24	H	Oregon St.	3	1										
4	A	Oklahoma	0	6	24	H	Oregon St.	0	4										
29	H	Notre Dame	8	3	24	H	Oregon St.	12	4										
29	H	Notre Dame	7	2	16	A	UCLA	7	6										
73	H	North Dakota St.	11	0	16	A	UCLA	2	7										

Arizona

RPI	S	Opponent	Score
25	N	Georgia Tech	1 2

Non-Div. I Games:

Average RPI Win:	96	WON-LOST RECORD	WINNING PCT. RANK	LAST 10 GAMES	STRENGTH OF SCHEDULE	OPP. STRENGTH OF SCHEDULE	TEAM RPI	ADJ RPI	CONF. RPI	ADJ CONF. RPI		
DIV. I ONLY		55-5-0	.91667	1	8-2-0	58	39	9	.66299	12	5	5
DIV. I NON-CONF.		32-3-0	.91429	4	2-2-0	41	34	8	.65832	10	6	6
<hr/>												
TOTALS	RPI 1-25	RPI 26-50		W-L RECORDS		RPI 51-100		RPI 101-150		RPI 150+		
55-5-0	3-3-0	12-2-0		OVERALL		16-0-0		13-0-0		11-0-0		
27-2-0	3-2-0	4-0-0		HOME		9-0-0		6-0-0		5-0-0		
15-3-0	0-1-0	3-2-0		AWAY		4-0-0		5-0-0		3-0-0		
13-0-0	0-0-0	5-0-0		NEUTRAL		3-0-0		2-0-0		3-0-0		
<hr/>												
32-3-0	1-3-0	9-0-0		NON-CONFERENCE		9-0-0		8-0-0		5-0-0		
16-2-0	1-2-0	4-0-0		HOME		3-0-0		6-0-0		2-0-0		
5-1-0	0-1-0	1-0-		AWAY		4-0-0		0-0-0		0-0-0		
11-0-0	0-0-0	4-0-0		NEUTRAL		2-0-0		2-0-0		3-0-0		
<hr/>												
23-2-0	2-0-0	3-2-0		CONFERENCE		7-0-0		5-0-0		6-0-0		
11-0-0	2-0-0	0-0-0		HOME		6-0-0		0-0-0		3-0-0		
10-2-0	0-0-0	2-2-0		AWAY		0-0-0		5-0-0		3-0-0		
2-0-0	0-0-0	1-0-0		NEUTRAL		1-0-0		0-0-0		0-0-0		
<hr/>												
RPI S	Opponent	Score		RPI S	Opponent	Score		RPI S	Opponent	Score		
5 A	Tennessee	1	8	26 A	DePaul	0	3	59 N	Illinois	8	3	
15 H	South Fla.	4	1	26 A	DePaul	4	3	61 N	Virginia	2	1	
15 H	South Fla.	9	0	26 A	DePaul	1	7	63 A	FIU	4	2	
21 H	Michigan	2	1	26 N	DePaul	2	0	66 H	Pittsburgh	3	1	
21 H	Michigan	1	2	29 A	Notre Dame	4	3	66 H	Pittsburgh	2	1	
21 H	Michigan	0	4	34 A	Kentucky	1	0	66 H	Pittsburgh	4	3	
				34 H	Kentucky	3	2	70 H	Rutgers	1	0	
				34 H	Kentucky	2	1	70 H	Rutgers	3	2	
				37 N	Massachusetts	2	0	70 H	Rutgers	2	0	
				40 N	Hofstra	7	6	79 A	Western Ky.	6	0	
				44 N	UAB	5	4	83 H	Valparaiso	6	4	
				47 N	Boston U.	2	0	86 A	East Carolina	5	0	
				48 H	Illinois St.	8	2	89 H	Ohio St.	7	2	
				48 H	Illinois St.	8	0	89 H	Ohio St.	7	0	
								90 A	Indiana	6	4	
								94 N	Connecticut	8	0	
<hr/>												
				LAST 10 GAMES								
21 H	Michigan	0	4	26 N	DePaul	2	0	109 H	Longwood	8	0	
21 H	Michigan	1	2	94 N	Connecticut	8	0	109 H	Longwood	7	1	
34 H	Kentucky	3	2	114 A	St. John's (NY)	3	1	109 H	Longwood	1	0	
83 H	Valparaiso	6	4	114 A	St. John's (NY)	15	4	114 A	St. John's (NY)	15	4	
29 A	Notre Dame	4	3	114 A	St. John's (NY)	8	4	114 A	St. John's (NY)	3	1	
<hr/>												
								169 A	Seton Hall	6	2	
								169 A	Seton Hall	6	1	
								169 A	Seton Hall	6	3	
								173 N	UNC Greensboro	5	4	
								175 N	Akron	6	1	
								177 H	Saint Louis	9	0	
								177 H	Saint Louis	9	0	
								186 H	Georgetown	11	0	
								186 H	Georgetown	4	0	
								186 H	Georgetown	3	0	
								193 N	Michigan St.	4	1	

Non-Div. I Games:

Louisville

Average RPI Win: 84		WON-LOST RECORD		WINNING PCT. RANK		LAST 10 GAMES		STRENGTH OF SCHEDULE		OPP. STRENGTH OF SCHEDULE		TEAM RPI		ADJ RPI		CONF. RPI		ADJ CONF. RPI					
DIV. I ONLY		45-17-0		.72581		23		6-4-0		17		11		14		.66283		13		3		2	
DIV. I NON-CONF.		26-3-0		.89655		5		3-0-0		54		69		12		.64618		12		2		2	
TOTALS		RPI 1-25		RPI 26-50		W-L RECORDS		RPI 51-100		RPI 101-150		RPI 150+											
45-17-0		9-11-0		10-5-0		OVERALL		13-1-0		3-0-0		10-0-0											
28-7-0		2-4-0		5-2-0		HOME		9-1-0		3-0-0		9-0-0											
10-9-0		4-6-0		3-3-0		AWAY		3-0-0		0-0-0		0-0-0											
7-1-0		3-1-0		2-0-0		NEUTRAL		1-0-0		0-0-0		1-0-0											
26-3-0		3-2-0		2-0-0		NON-CONFERENCE		8-1-0		3-0-0		10-0-0											
20-1-0		0-0-0		1-0-0		HOME		7-1-0		3-0-0		9-0-0											
0-1-0		0-1-0		0-0-		AWAY		0-0-0		0-0-0		0-0-0											
6-1-0		3-1-0		1-0-0		NEUTRAL		1-0-0		0-0-0		1-0-0											
19-14-0		6-9-0		8-5-0		CONFERENCE		5-0-0		0-0-0		0-0-0											
8-6-0		2-4-0		4-2-0		HOME		2-0-0		0-0-0		0-0-0											
10-8-0		4-5-0		3-3-0		AWAY		3-0-0		0-0-0		0-0-0											
1-0-0		0-0-0		1-0-0		NEUTRAL		0-0-0		0-0-0		0-0-0											
RPI	S	Opponent		Score		RPI	S	Opponent		Score		RPI	S	Opponent		Score							
1	A	Alabama		0 1		28	H	North Carolina		2 1		51	H	Ga. Southern		1 0							
1	H	Alabama		4 6		28	N	North Carolina		3 2		68	H	Minnesota		5 2							
1	H	Alabama		3 8		33	H	Auburn		4 2		70	H	Rutgers		12 1							
1	H	Alabama		7 4		33	H	Auburn		0 2		75	H	Kennesaw St.		9 1							
4	N	Oklahoma		3 2		33	H	Auburn		6 3		76	H	Georgia St.		6 0							
5	A	Tennessee		1 2		34	A	Kentucky		0 4		82	H	S.C. Upstate		7 3							
5	A	Tennessee		1 2		34	A	Kentucky		4 3		91	N	Coastal Caro.		13 3							
5	A	Tennessee		2 3		34	A	Kentucky		1 4		92	A	Ole Miss		8 0							
5	A	Tennessee		1 0		34	N	Kentucky		6 4		92	A	Ole Miss		8 4							
5	A	Tennessee		3 1		35	A	Mississippi St.		3 5		92	A	Ole Miss		9 0							
7	H	Florida		3 6		35	A	Mississippi St.		2 0		94	H	Connecticut		8 1							
7	H	Florida		2 4		35	A	Mississippi St.		5 0		97	H	North Carolina St.		2 3							
7	H	Florida		3 2		42	H	Arkansas		3 2		99	H	South Carolina		4 3							
11	N	Arizona		3 0		42	H	Arkansas		1 2		99	H	South Carolina		8 3							
16	N	UCLA		13 4		42	H	Arkansas		7 1													
17	A	LSU		0 1																			
17	A	LSU		1 0																			
17	A	LSU		6 1																			
18	N	Washington		5 7																			
25	A	Georgia Tech		0 2																			
						LAST 10 GAMES																	
						5 A Tennessee						91 N Coastal Caro.											
						5 A Tennessee						1 A Alabama											
						5 A Tennessee						34 N Kentucky											
						28 H North Carolina						42 H Arkansas											
						28 N North Carolina						42 H Arkansas											

Non-Div. I Games:

Georgia

Average RPI Win:		92	WON-LOST RECORD		WINNING PCT. RANK	LAST 10 GAMES		STRENGTH OF SCHEDULE		OPP. STRENGTH OF SCHEDULE	TEAM RPI	ADJ RPI	CONF. RPI	ADJ CONF. RPI			
Average RPI Loss:		38															
DIV. I ONLY			47-14-0		.77049	12	8-2-0		35	20	15	.65842	14	2	3		
DIV. I NON-CONF.			30-7-0		.81081	19	5-2-0		89	57	23	.61544	22	3	3		
TOTALS		RPI 1-25		RPI 26-50		W-L RECORDS		RPI 51-100		RPI 101-150		RPI 150+					
47-14-0		9-8-0		14-3-0		OVERALL		7-1-0		7-1-0		10-1-0					
27-5-0		1-2-0		13-2-0		HOME		5-0-0		1-1-0		7-0-0					
11-6-0		6-6-0		1-0-0		AWAY		1-0-0		3-0-0		0-0-0					
9-3-0		2-0-0		0-1-0		NEUTRAL		1-1-0		3-0-0		3-1-0					
30-7-0		5-3-0		4-1-0		NON-CONFERENCE		7-1-0		4-1-0		10-1-0					
17-3-0		1-2-0		3-0-0		HOME		5-0-0		1-1-0		7-0-0					
4-1-0		2-1-0		1-0-		AWAY		1-0-0		0-0-0		0-0-0					
9-3-0		2-0-0		0-1-0		NEUTRAL		1-1-0		3-0-0		3-1-0					
17-7-0		4-5-0		10-2-0		CONFERENCE		0-0-0		3-0-0		0-0-0					
10-2-0		0-0-0		10-2-0		HOME		0-0-0		0-0-0		0-0-0					
7-5-0		4-5-0		0-0-0		AWAY		0-0-0		3-0-0		0-0-0					
0-0-0		0-0-0		0-0-0		NEUTRAL		0-0-0		0-0-0		0-0-0					
RPI	S	Opponent		Score		RPI	S	Opponent		Score		RPI	S	Opponent		Score	
4	A	Oklahoma		1 2		26	H	DePaul		1 0		57	H	Boise St.		8 0	
4	A	Oklahoma		4 2		27	H	Texas Tech		0 2		57	H	Boise St.		8 0	
4	A	Oklahoma		1 2		27	H	Texas Tech		4 1		64	N	Nebraska		4 6	
6	A	Oregon		3 8		27	H	Texas Tech		4 5		65	A	Troy		4 0	
6	A	Oregon		7 3		38	H	Oklahoma St.		4 0		67	N	Ball St.		3 2	
6	A	Oregon		5 4		38	H	Oklahoma St.		5 3		71	H	UNI		3 1	
8	A	Texas		2 0		38	H	Oklahoma St.		1 0		80	H	Iowa		2 0	
8	A	Texas		11 4		39	H	Baylor		6 1		80	H	Iowa		8 0	
8	A	Texas		5 9		39	H	Baylor		4 2						159 N Eastern Ky. 5 6	
10	A	Texas A&M		6 5		39	H	Baylor		7 0						176 H Western Ill. 8 0	
10	A	Texas A&M		1 2		42	A	Arkansas		4 0						177 N Saint Louis 10 0	
10	A	Texas A&M		0 1		48	H	Illinois St.		6 0						179 H Northern Ill. 8 0	
16	N	UCLA		7 5		48	H	Illinois St.		2 1						207 N Southeast Mo. St. 9 0	
17	H	LSU		1 6		49	N	Northwestern		1 7						225 N East Tenn. St. 9 3	
17	H	LSU		5 1		50	H	Kansas		5 0						235 H Evansville 4 2	
17	H	LSU		1 3		50	H	Kansas		10 0						235 H Evansville 7 0	
18	N	Washington		2 0		50	H	Kansas		9 0						283 H Alcorn St. 9 0	
																	283 H Alcorn St. 9 1
																	283 H Alcorn St. 14 1
						LAST 10 GAMES											
						17	H	LSU		1 3		48	H	Illinois St.		6 0	
						17	H	LSU		5 1		38	H	Oklahoma St.		1 0	
						17	H	LSU		1 6		38	H	Oklahoma St.		5 3	
						48	H	Illinois St.		2 1		38	H	Oklahoma St.		4 0	
						26	H	DePaul		1 0		6	A	Oregon		7 3	

Non-Div. I Games:

Missouri

Average RPI Win:		95	WON-LOST RECORD		WINNING PCT. RANK	LAST 10 GAMES	STRENGTH OF SCHEDULE		OPP. STRENGTH OF SCHEDULE	TEAM RPI	ADJ RPI	CONF. RPI	ADJ CONF. RPI				
DIV. I ONLY			50-14-0	.78125	11	5-5-0	25	38	13	.64876	15	5	5				
DIV. I NON-CONF.			33-8-0	.80488	20	5-3-0	15	37	11	.65815	11	6	6				
TOTALS		RPI 1-25		RPI 26-50		W-L RECORDS		RPI 51-100		RPI 101-150		RPI 150+					
50-14-0		5-7-0		10-3-0		OVERALL		14-2-0		13-1-0		8-1-0					
32-3-0		2-1-0		7-1-0		HOME		6-0-0		10-0-0		7-1-0					
8-5-0		3-4-0		0-0-0		AWAY		5-1-0		0-0-0		0-0-0					
10-6-0		0-2-0		3-2-0		NEUTRAL		3-1-0		3-1-0		1-0-0					
33-8-0		4-3-0		10-2-0		NON-CONFERENCE		6-1-0		7-1-0		6-1-0					
21-3-0		2-1-0		7-1-0		HOME		3-0-0		4-0-0		5-1-0					
2-0-0		2-0-0		0-0-		AWAY		0-0-0		0-0-0		0-0-0					
10-5-0		0-2-0		3-1-0		NEUTRAL		3-1-0		3-1-0		1-0-0					
17-6-0		1-4-0		0-1-0		CONFERENCE		8-1-0		6-0-0		2-0-0					
11-0-0		0-0-0		0-0-0		HOME		3-0-0		6-0-0		2-0-0					
6-5-0		1-4-0		0-0-0		AWAY		5-1-0		0-0-0		0-0-0					
0-1-0		0-0-0		0-1-0		NEUTRAL		0-0-0		0-0-0		0-0-0					
RPI	S	Opponent		Score		RPI	S	Opponent		Score		RPI	S	Opponent		Score	
4	N	Oklahoma		1	5	26	N	DePaul		0	6	51	H	Ga. Southern		2	0
7	A	Florida		1	0	30	H	Virginia Tech		2	0	53	H	Wisconsin		5	0
7	A	Florida		4	1	35	N	Mississippi St.		1	0	54	N	Miami (OH)		1	2
7	H	Florida		2	3	37	H	Massachusetts		2	1	59	N	Illinois		8	0
12	A	Louisville		1	4	40	H	Hofstra		2	1	66	A	Pittsburgh		5	0
12	A	Louisville		0	9	40	H	Hofstra		1	2	66	A	Pittsburgh		4	0
17	N	LSU		0	1	40	H	Hofstra		2	1	66	A	Pittsburgh		3	2
19	H	Florida St.		2	1	42	H	Arkansas		7	6	70	H	Rutgers		1	0
21	H	Michigan		2	0	45	N	UCF		1	0	70	H	Rutgers		11	0
22	A	Syracuse		0	2	47	N	Boston U.		3	5	70	H	Rutgers		9	0
22	A	Syracuse		4	3	48	H	Illinois St.		1	0	74	H	Fla. Gulf Coast		4	2
22	A	Syracuse		0	7	48	N	Illinois St.		6	3	74	N	Fla. Gulf Coast		8	3
						49	H	Northwestern		2	1	94	A	Connecticut		6	2
												94	A	Connecticut		3	7
												94	A	Connecticut		11	3
												95	N	Harvard		4	2
						LAST 10 GAMES											
17	N	LSU		0	1	7	A	Florida		1	0	74	N	Fla. Gulf Coast		8	3
4	N	Oklahoma		1	5	45	N	UCF		1	0	26	N	DePaul		0	6
40	H	Hofstra		2	1	22	A	Syracuse		0	7						
40	H	Hofstra		2	1												
40	H	Hofstra		1	2												

Non-Div. I Games:

South Fla.

LSU

Page 24

Average RPI Win: Average RPI Loss:		103 11	WON-LOST RECORD		WINNING PCT. RANK		LAST 10 GAMES		STRENGTH OF SCHEDULE		OPP. STRENGTH OF SCHEDULE		TEAM RPI		ADJ RPI		CONF. RPI		ADJ CONF. RPI								
DIV. I ONLY			39-19-0		.67241 43		3-7-0		10		18		17		.63864 18		1		1								
DIV. I NON-CONF.			32-1-0		.9697 1		3-0-0		60		98		7		.65907 8		1		1								
TOTALS		RPI 1-25		RPI 26-50		W-L RECORDS		RPI 51-100		RPI 101-150		RPI 150+															
39-19-0		7-19-0		6-0-0		OVERALL		12-0-0		5-0-0		9-0-0															
11-8-0		2-8-0		0-0-0		HOME		5-0-0		0-0-0		4-0-0															
7-10-0		2-10-0		1-0-0		AWAY		2-0-0		1-0-0		1-0-0															
21-1-0		3-1-0		5-0-0		NEUTRAL		5-0-0		4-0-0		4-0-0															
32-1-0		3-1-0		6-0-0		NON-CONFERENCE		9-0-0		5-0-0		9-0-0															
6-0-0		0-0-0		0-0-0		HOME		2-0-0		0-0-0		4-0-0															
5-0-0		0-0-0		1-0-		AWAY		2-0-0		1-0-0		1-0-0															
21-1-0		3-1-0		5-0-0		NEUTRAL		5-0-0		4-0-0		4-0-0															
7-18-0		4-18-0		0-0-0		CONFERENCE		3-0-0		0-0-0		0-0-0															
5-8-0		2-8-0		0-0-0		HOME		3-0-0		0-0-0		0-0-0															
2-10-0		2-10-0		0-0-0		AWAY		0-0-0		0-0-0		0-0-0															
0-0-0		0-0-0		0-0-0		NEUTRAL		0-0-0		0-0-0		0-0-0															
RPI	S	Opponent		Score		RPI	S	Opponent		Score		RPI	S	Opponent		Score		RPI	S	Opponent		Score					
2	A	California		3	5	26	N	DePaul		9	1	57	N	Boise St.		7	4	105	N	UC Santa Barbara		9	0				
2	A	California		4	6	27	A	Texas Tech		2	0	64	N	Nebraska		4	0	122	A	San Diego		5	0				
2	A	California		0	5	29	N	Notre Dame		7	2	64	N	Nebraska		6	3	132	N	Sacramento St.		9	0				
2	A	California		1	2	43	N	Texas St.		12	3	72	H	Utah		5	1	133	N	UC Davis		11	3				
2	H	California		0	2	45	N	UCF		1	0	72	H	Utah		6	1	133	N	UC Davis		14	1				
3	H	Arizona St.		3	6	49	N	Northwestern		10	3	72	H	Utah		3	1	230	H	Seattle		8	0				
3	H	Arizona St.		1	18							80	N	Iowa		4	3	230	H	Seattle		4	0				
3	H	Arizona St.		4	5							95	H	Harvard		4	0	232	A	CSU Bakersfield		15	4				
6	A	Oregon		3	5							95	H	Harvard		2	0	232	N	CSU Bakersfield		12	0				
6	A	Oregon		6	3							96	A	Pacific		5	4	233	N	Idaho St.		10	2				
7	N	Florida		5	2							96	A	Pacific		6	4	238	H	North Dakota		4	0				
10	N	Texas A&M		8	2							98	N	San Jose St.		9	4	238	H	North Dakota		12	4				
11	H	Arizona		3	5													251	N	Delaware		12	0				
11	H	Arizona		7	5													251	N	Delaware		5	0				
11	H	Arizona		0	2																						
13	N	Georgia		7	5																						
14	N	Missouri		0	2																						
16	H	UCLA		5	7																						
16	H	UCLA		0	5																						
16	H	UCLA		5	2																						
20	A	Stanford		0	4																						
20	A	Stanford		0	1																						
20	A	Stanford		0	10																						
24	A	Oregon St.		3	4																						
24	A	Oregon St.		7	6																						
24	A	Oregon St.		2	3																						
						LAST 10 GAMES																					
						2 H California						0	2	20 A Stanford						0	10						
						2 A California						0	5	20 A Stanford						0	1						
						95 H Harvard						4	0	20 A Stanford						0	4						
						27 A Texas Tech						2	0	3 H Arizona St.						4	5						
						95 H Harvard						2	0	3 H Arizona St.						3	6						

Non-Div. I Games:

Washington

Average RPI Win:	88	WON-LOST RECORD	WINNING PCT. RANK	LAST 10 GAMES	STRENGTH OF SCHEDULE	OPP. STRENGTH OF SCHEDULE	TEAM RPI	ADJ RPI	CONF. RPI	ADJ CONF. RPI					
DIV. I ONLY		47-16-0	.74603	17	5-5-0	26	34	18	.63434	19	4	4			
DIV. I NON-CONF.		30-10-0	.75	27	3-2-0	27	45	19	.6189	20	4	4			
<hr/>															
TOTALS	RPI 1-25	RPI 26-50		W-L RECORDS		RPI 51-100		RPI 101-150		RPI 150+					
47-16-0	4-6-0	6-5-0		OVERALL		23-5-0		7-0-0		7-0-0					
26-4-0	2-2-0	3-2-0		HOME		12-0-0		4-0-0		5-0-0					
11-7-0	2-3-0	2-1-0		AWAY		6-3-0		0-0-0		1-0-0					
10-5-0	0-1-0	1-2-0		NEUTRAL		5-2-0		3-0-0		1-0-0					
30-10-0	2-4-0	2-3-0		NON-CONFERENCE		15-3-0		4-0-0		7-0-0					
16-2-0	0-1-0	1-1-0		HOME		9-0-0		1-0-0		5-0-0					
5-4-0	2-3-0	0-0-		AWAY		2-1-0		0-0-0		1-0-0					
9-4-0	0-0-0	1-2-0		NEUTRAL		4-2-0		3-0-0		1-0-0					
17-6-0	2-2-0	4-2-0		CONFERENCE		8-2-0		3-0-0		0-0-0					
10-2-0	2-1-0	2-1-0		HOME		3-0-0		3-0-0		0-0-0					
6-3-0	0-0-0	2-1-0		AWAY		4-2-0		0-0-0		0-0-0					
1-1-0	0-1-0	0-0-0		NEUTRAL		1-0-0		0-0-0		0-0-0					
<hr/>															
RPI S	Opponent	Score		RPI S	Opponent	Score		RPI S	Opponent	Score		RPI S	Opponent	Score	
7 H	Florida	1	9	28 H	North Carolina	3	1	52 A	Maryland	3	4	104 H	Boston College	2	0
15 A	South Fla.	1	2	28 H	North Carolina	2	4	52 A	Maryland	4	3	104 H	Boston College	12	4
16 A	UCLA	2	1	28 H	North Carolina	8	3	52 A	Maryland	1	4	104 H	Boston College	5	0
17 A	LSU	8	1	30 A	Virginia Tech	5	11	53 N	Wisconsin	2	1	105 N	UC Santa Barbara	5	1
23 A	Hawaii	0	1	30 A	Virginia Tech	3	1	53 N	Wisconsin	6	2	105 N	UC Santa Barbara	13	4
23 A	Hawaii	1	2	30 A	Virginia Tech	7	3	55 N	Marshall	4	1	114 N	St. John's (NY)	5	1
25 H	Georgia Tech	4	3	36 H	South Ala.	1	3	56 N	Radford	2	3	137 H	Mercer	3	0
25 H	Georgia Tech	7	6	41 N	San Diego St.	0	1	61 A	Virginia	3	1	163 H	Tennessee Tech	8	0
25 H	Georgia Tech	4	5	41 N	San Diego St.	0	1	61 A	Virginia	5	0	163 H	Tennessee Tech	5	2
25 N	Georgia Tech	1	9	45 H	UCF	6	2	61 A	Virginia	2	0	184 N	Fairfield	2	0
				49 N	Northwestern	1	0	62 H	Chattanooga	1	0	197 A	Florida A&M	10	1
								65 A	Troy	3	4	197 H	Florida A&M	5	3
								70 N	Rutgers	0	1	208 H	Western Caro.	9	1
								73 H	North Dakota St.	2	1	213 H	Stephen F. Austin	4	3
								74 H	Fla. Gulf Coast	5	0				
								74 H	Fla. Gulf Coast	7	1				
								77 N	Southern Ill.	2	0				
								81 H	Jacksonville	7	1				
								81 H	Jacksonville	6	0				
								88 A	North Florida	5	0				
				LAST 10 GAMES											
				41 N	San Diego St.	0	1								
				16 A	UCLA	2	1								
				41 N	San Diego St.	0	1								
				25 N	Georgia Tech	1	9								
				97 N	North Carolina St.	6	2								

Non-Div. I Games:

Florida St.

RPI	S	Opponent	Score	
88	A	North Florida	8	1
91	H	Coastal Caro.	6	1
92	H	Ole Miss	10	6
92	H	Ole Miss	8	0
97	H	North Carolina St.	7	1
97	H	North Carolina St.	6	0
97	H	North Carolina St.	8	0
97	N	North Carolina St.	6	2

52	A	Maryland	3	4
52	A	Maryland	4	3
52	A	Maryland	1	4
88	A	North Florida	5	0
88	A	North Florida	8	1

Average RPI Win:		91	WON-LOST RECORD		WINNING PCT. RANK		LAST 10 GAMES		STRENGTH OF SCHEDULE		OPP. STRENGTH OF SCHEDULE		TEAM RPI		ADJ RPI		CONF. RPI		ADJ CONF. RPI				
DIV. I ONLY			40-19-0		.67797 39		7-3-0		24		9		23		.63148 20		1		1				
DIV. I NON-CONF.			29-6-0		.82857 16		2-2-0		126		47		25		.60175 25		1		1				
TOTALS		RPI 1-25		RPI 26-50		W-L RECORDS		RPI 51-100		RPI 101-150		RPI 150+											
40-19-0		10-15-0		5-0-0		OVERALL		9-2-0		7-2-0		9-0-0											
19-6-0		7-5-0		0-0-0		HOME		4-0-0		2-1-0		6-0-0											
5-12-0		2-9-0		0-0-0		AWAY		2-2-0		0-1-0		1-0-0											
16-1-0		1-1-0		5-0-0		NEUTRAL		3-0-0		5-0-0		2-0-0											
29-6-0		1-3-0		5-0-0		NON-CONFERENCE		7-1-0		7-2-0		9-0-0											
12-1-0		0-0-0		0-0-0		HOME		4-0-0		2-1-0		6-0-0											
1-4-0		0-2-0		0-0-		AWAY		0-1-0		0-1-0		1-0-0											
16-1-0		1-1-0		5-0-0		NEUTRAL		3-0-0		5-0-0		2-0-0											
11-13-0		9-12-0		0-0-0		CONFERENCE		2-1-0		0-0-0		0-0-0											
7-5-0		7-5-0		0-0-0		HOME		0-0-0		0-0-0		0-0-0											
4-8-0		2-7-0		0-0-0		AWAY		2-1-0		0-0-0		0-0-0											
0-0-0		0-0-0		0-0-0		NEUTRAL		0-0-0		0-0-0		0-0-0											
RPI	S	Opponent		Score		RPI	S	Opponent		Score		RPI	S	Opponent		Score		RPI	S	Opponent		Score	
2	H	California		0	8	27	N	Texas Tech		7	1	63	N	FIU		10	0	101	H	Colorado St.		11	0
2	H	California		3	4	39	N	Baylor		6	2	72	A	Utah		0	6	105	N	UC Santa Barbara		11	0
2	H	California		0	9	39	N	Baylor		1	0	72	A	Utah		9	1	108	N	Long Beach St.		3	0
3	A	Arizona St.		0	5	41	N	San Diego St.		8	3	72	A	Utah		12	9	110	N	New Mexico St.		5	2
3	A	Arizona St.		9	11	49	N	Northwestern		1	0	86	N	East Carolina		3	1	121	N	Portland St.		7	0
3	A	Arizona St.		1	7							90	N	Indiana		7	3	124	N	LIU Brooklyn		3	0
4	N	Oklahoma		5	0							92	H	Ole Miss		13	5	133	A	UC Davis		1	2
6	H	Oregon		5	8							92	H	Ole Miss		8	4	142	H	Nevada		3	11
6	H	Oregon		7	6							96	H	Pacific		5	0	142	H	Nevada		8	2
6	H	Oregon		8	12							98	A	San Jose St.		1	2	152	H	Bradley		3	0
9	A	La.-Lafayette		3	9							98	H	San Jose St.		7	2	152	H	Bradley		3	2
9	A	La.-Lafayette		2	6													153	H	James Madison		4	0
10	N	Texas A&M		9	10													154	A	St. Mary's (CA)		9	6
11	A	Arizona		4	1													189	H	Cal Poly		10	0
11	A	Arizona		1	3													193	N	Michigan St.		11	0
11	A	Arizona		1	9													212	N	Cal St. Northridge		13	1
16	A	UCLA		4	12													254	H	Santa Clara		12	1
16	A	UCLA		2	5													254	H	Santa Clara		9	2
16	A	UCLA		11	9																		
18	H	Washington		10	0																		
18	H	Washington		4	0																		
18	H	Washington		1	0																		
24	H	Oregon St.		7	0																		
24	H	Oregon St.		8	4																		
24	H	Oregon St.		8	0																		
						LAST 10 GAMES																	
						9	A	La.-Lafayette		2	6	72	A	Utah		9	1						
						9	A	La.-Lafayette		3	9	72	A	Utah		0	6						
						39	N	Baylor		6	2	18	H	Washington		10	0						
						39	N	Baylor		1	0	18	H	Washington		1	0						
						72	A	Utah		12	9	18	H	Washington		4	0						

Non-Div. I Games:

Stanford

Average RPI Win:	92	WON-LOST	WINNING	LAST 10	STRENGTH OF	OPP. STRENGTH	TEAM	ADJ	CONF.	ADJ CONF.					
Average RPI Loss:	39	RECORD	PCT. RANK	GAMES	SCHEDULE	OF SCHEDULE	RPI	RPI	RPI	RPI					
DIV. I ONLY		42-17-0	.71186	28	8-2-0	27	23	20	.62861	21	6	6			
DIV. I NON-CONF.		23-12-0	.65714	54	3-2-0	2	7	17	.64273	14	5	5			
<hr/>															
TOTALS	RPI 1-25	RPI 26-50		W-L RECORDS		RPI 51-100		RPI 101-150		RPI 150+					
42-17-0	4-8-0	7-2-0		OVERALL		13-6-0		8-1-0		10-0-0					
12-3-0	0-0-0	0-0-0		HOME		4-2-0		4-1-0		4-0-0					
14-7-0	3-4-0	0-0-0		AWAY		8-3-0		1-0-0		2-0-0					
16-7-0	1-4-0	7-2-0		NEUTRAL		1-1-0		3-0-0		4-0-0					
23-12-0	4-8-0	7-2-0		NON-CONFERENCE		1-1-0		4-1-0		7-0-0					
3-1-0	0-0-0	0-0-0		HOME		0-0-0		1-1-0		2-0-0					
5-4-0	3-4-0	0-0-		AWAY		0-0-0		1-0-0		1-0-0					
15-7-0	1-4-0	7-2-0		NEUTRAL		1-1-0		2-0-0		4-0-0					
19-5-0	0-0-0	0-0-0		CONFERENCE		12-5-0		4-0-0		3-0-0					
9-2-0	0-0-0	0-0-0		HOME		4-2-0		3-0-0		2-0-0					
9-3-0	0-0-0	0-0-0		AWAY		8-3-0		0-0-0		1-0-0					
1-0-0	0-0-0	0-0-0		NEUTRAL		0-0-0		1-0-0		0-0-0					
RPI	S	Opponent	Score	RPI	S	Opponent	Score	RPI	S	Opponent	Score				
1	A	Alabama	1 4	29	N	Notre Dame	2 1	52	N	Maryland	3 7	102	H	Bowling Green	12 2
1	A	Alabama	3 4	33	N	Auburn	4 0	53	A	Wisconsin	7 5	103	H	Penn St.	6 0
3	N	Arizona St.	0 1	34	N	Kentucky	3 0	53	A	Wisconsin	5 1	103	H	Penn St.	11 2
4	N	Oklahoma	0 2	34	N	Kentucky	3 2	58	H	Purdue	2 1	103	H	Penn St.	12 4
9	N	La.-Lafayette	7 10	35	N	Mississippi St.	3 1	58	H	Purdue	8 5	103	N	Penn St.	12 1
12	A	Louisville	1 2	37	N	Massachusetts	0 1	58	H	Purdue	8 0	115	H	Western Mich.	0 1
12	A	Louisville	4 0	40	N	Hofstra	3 2	59	H	Illinois	1 5	120	A	Central Mich.	10 2
12	A	Louisville	2 1	48	N	Illinois St.	1 5	59	H	Illinois	2 1	124	N	LIU Brooklyn	4 0
15	A	South Fla.	0 2	48	N	Illinois St.	3 1	59	H	Illinois	0 2	134	N	Temple	4 3
16	N	UCLA	5 3					61	N	Virginia	7 1	155	N	Louisiana Tech	5 4
17	A	LSU	2 1					68	A	Minnesota	4 6	155	N	Louisiana Tech	7 6
22	N	Syracuse	2 4					68	A	Minnesota	0 1	156	A	Fla. Atlantic	2 0
								68	A	Minnesota	5 3	167	H	Eastern Mich.	10 2
								89	A	Ohio St.	11 4	167	H	Eastern Mich.	4 2
								89	A	Ohio St.	6 5	177	N	Saint Louis	6 3
								89	A	Ohio St.	10 2	192	N	Wright St.	4 0
								90	A	Indiana	2 7	193	A	Michigan St.	8 0
								90	A	Indiana	3 2	193	H	Michigan St.	5 0
								90	A	Indiana	7 2	193	H	Michigan St.	2 0
<hr/>															
				LAST 10 GAMES											
				1	A	Alabama	3 4	58	H	Purdue	8 0				
				1	A	Alabama	1 4	58	H	Purdue	8 5				
				12	A	Louisville	4 0	58	H	Purdue	2 1				
				12	A	Louisville	2 1	53	A	Wisconsin	7 5				
				34	N	Kentucky	3 2	53	A	Wisconsin	5 1				

Non-Div. I Games:

Michigan

Average RPI Win:	100	WON-LOST RECORD	WINNING PCT. RANK	LAST 10 GAMES	STRENGTH OF SCHEDULE	OPP. STRENGTH OF SCHEDULE	TEAM RPI	ADJ RPI	CONF. RPI	ADJ CONF. RPI		
DIV. I ONLY		43-16-0	.72881	21	6-4-0	34	24	21	.62641	22	5	5
DIV. I NON-CONF.		26-10-0	.72222	38	3-2-0	20	28	20	.62127	19	6	6
<hr/>												
TOTALS	RPI 1-25	RPI 26-50		W-L RECORDS		RPI 51-100		RPI 101-150		RPI 150+		
43-16-0	4-7-0	8-4-0		OVERALL		12-3-0		6-2-0		13-0-0		
13-2-0	2-1-0	0-0-0		HOME		4-1-0		0-0-0		7-0-0		
14-5-0	1-2-0	4-2-0		AWAY		3-0-0		2-1-0		4-0-0		
16-9-0	1-4-0	4-2-0		NEUTRAL		5-2-0		4-1-0		2-0-0		
26-10-0	2-6-0	5-2-0		NON-CONFERENCE		5-2-0		4-0-0		10-0-0		
4-0-0	0-0-0	0-0-0		HOME		0-0-0		0-0-0		4-0-0		
6-2-0	1-2-0	1-0-		AWAY		0-0-0		0-0-0		4-0-0		
16-8-0	1-4-0	4-2-0		NEUTRAL		5-2-0		4-0-0		2-0-0		
17-6-0	2-1-0	3-2-0		CONFERENCE		7-1-0		2-2-0		3-0-0		
9-2-0	2-1-0	0-0-0		HOME		4-1-0		0-0-0		3-0-0		
8-3-0	0-0-0	3-2-0		AWAY		3-0-0		2-1-0		0-0-0		
0-1-0	0-0-0	0-0-0		NEUTRAL		0-0-0		0-1-0		0-0-0		
RPI	S	Opponent	Score	RPI	S	Opponent	Score	RPI	S	Opponent	Score	
2	N	California	3 6	26	A	DePaul	2 3	54	N	Miami (OH)	1 0	
3	A	Arizona St.	0 4	26	A	DePaul	5 3	61	N	Virginia	3 1	
3	A	Arizona St.	1 3	28	A	North Carolina	6 2	66	H	Pittsburgh	8 0	
3	A	Arizona St.	1 0	29	A	Notre Dame	8 2	66	H	Pittsburgh	4 1	
11	N	Arizona	1 11	29	A	Notre Dame	3 2	70	H	Rutgers	1 3	
11	N	Arizona	0 5	29	A	Notre Dame	3 4	70	H	Rutgers	1 0	
15	H	South Fla.	7 0	30	N	Virginia Tech	5 0	70	H	Rutgers	5 3	
15	H	South Fla.	3 4	33	N	Auburn	0 5	75	N	Kennesaw St.	8 1	
15	H	South Fla.	2 0	39	N	Baylor	2 1	81	N	Jacksonville	2 1	
16	N	UCLA	3 6	43	N	Texas St.	4 0	81	N	Jacksonville	2 0	
21	N	Michigan	4 2	47	N	Boston U.	0 1	82	N	S.C. Upstate	1 3	
				49	N	Northwestern	9 3	94	A	Connecticut	4 3	
								94	A	Connecticut	5 2	
								94	A	Connecticut	2 0	
								96	N	Pacific	2 5	

Non-Div. I Games:

Syracuse

Average RPI Win: 121		WON-LOST RECORD		WINNING PCT. RANK		LAST 10 GAMES		STRENGTH OF SCHEDULE		OPP. STRENGTH OF SCHEDULE		TEAM RPI		ADJ RPI		CONF. RPI		ADJ CONF. RPI					
DIV. I ONLY		44-9-0		.83019 6		6-4-0		74		72		19		.61917 23		9		10					
DIV. I NON-CONF.		26-4-0		.86667 9		0-2-0		51		61		14		.63618 18		10		10					
TOTALS		RPI 1-25		RPI 26-50		W-L RECORDS		RPI 51-100		RPI 101-150		RPI 150+											
44-9-0		3-2-0		3-3-0		OVERALL		11-3-0		12-1-0		15-0-0											
26-3-0		3-2-0		2-0-0		HOME		9-1-0		4-0-0		8-0-0											
12-2-0		0-0-0		1-1-0		AWAY		1-0-0		6-1-0		4-0-0											
6-4-0		0-0-0		0-2-0		NEUTRAL		1-2-0		2-0-0		3-0-0											
26-4-0		3-2-0		2-1-0		NON-CONFERENCE		5-1-0		7-0-0		9-0-0											
18-2-0		3-2-0		2-0-0		HOME		4-0-0		4-0-0		5-0-0											
3-0-0		0-0-0		0-0-		AWAY		1-0-0		1-0-0		1-0-0											
5-2-0		0-0-0		0-1-0		NEUTRAL		0-1-0		2-0-0		3-0-0											
18-5-0		0-0-0		1-2-0		CONFERENCE		6-2-0		5-1-0		6-0-0											
8-1-0		0-0-0		0-0-0		HOME		5-1-0		0-0-0		3-0-0											
9-2-0		0-0-0		1-1-0		AWAY		0-0-0		5-1-0		3-0-0											
1-2-0		0-0-0		0-1-0		NEUTRAL		1-1-0		0-0-0		0-0-0											
RPI	S	Opponent		Score		RPI	S	Opponent		Score		RPI	S	Opponent		Score							
2	H	California		3	1	26	H	DePaul		5	0	56	H	Radford		11	3	105	H	UC Santa Barbara		5	0
8	H	Texas		0	4	26	H	DePaul		9	2	56	H	Radford		5	1	106	A	UNLV		12	2
10	H	Texas A&M		1	3	29	N	Notre Dame		3	7	56	H	Radford		4	0	110	A	New Mexico St.		4	3
19	H	Florida St.		2	1	32	A	BYU		3	7	60	H	Fresno St.		1	0	110	A	New Mexico St.		4	1
19	H	Florida St.		1	0	32	A	BYU		1	0	60	H	Fresno St.		11	3	110	A	New Mexico St.		9	1
						32	N	BYU		4	6	60	H	Fresno St.		2	0	116	H	Robert Morris		9	0
												60	N	Fresno St.		7	9	121	N	Portland St.		11	3
												72	A	Utah		7	3	142	A	Nevada		0	4
												73	N	North Dakota St.		7	9	142	A	Nevada		6	2
												77	H	Southern Ill.		7	1	142	A	Nevada		6	0
												98	H	San Jose St.		8	0	148	N	Memphis		9	1
												98	H	San Jose St.		4	1	150	H	UMKC		1	0
												98	H	San Jose St.		2	4	150	H	UMKC		5	1
												98	N	San Jose St.		5	1	155	H	Louisiana Tech		9	1
																		155	H	Louisiana Tech		8	0
																		155	H	Louisiana Tech		9	1
																		172	A	Utah Valley		6	1
																		182	A	Utah St.		18	0
																		182	A	Utah St.		10	3
																		182	A	Utah St.		9	2
																		183	N	UC Riverside		8	0
																		202	H	Winthrop		2	1
																		212	N	Cal St. Northridge		8	0
																		215	H	Marist		4	0
																		215	H	Marist		6	0
																		230	H	Seattle		21	0
																		230	H	Seattle		6	2

RPI	S	Opponent	Score	
233	N	Idaho St.	14	0

Hawaii

H
a
w
a
i
i

H
a
w
a
i
i

Average RPI Win:	93	WON-LOST RECORD		WINNING PCT. RANK		LAST 10 GAMES		STRENGTH OF SCHEDULE		OPP. STRENGTH OF SCHEDULE		TEAM RPI		ADJ RPI		CONF. RPI		ADJ CONF. RPI				
DIV. I ONLY		36-23-0		.61017	74	3-7-0		20		13		26		.61817	24	1		1				
DIV. I NON-CONF.		27-9-0		.75	27	2-2-0		75		62		28		.59441	29	1		1				
TOTALS		RPI 1-25	RPI 26-50		W-L RECORDS		RPI 51-100		RPI 101-150		RPI 150+											
36-23-0		7-15-0	6-3-0		OVERALL		7-4-0		8-1-0		8-0-0											
7-6-0		5-6-0	0-0-0		HOME		0-0-0		2-0-0		0-0-0											
8-10-0		2-8-0	0-1-0		AWAY		2-1-0		1-0-0		3-0-0											
21-7-0		0-1-0	6-2-0		NEUTRAL		5-3-0		5-1-0		5-0-0											
27-9-0		0-2-0	6-3-0		NON-CONFERENCE		5-3-0		8-1-0		8-0-0											
2-0-0		0-0-0	0-0-0		HOME		0-0-0		2-0-0		0-0-0											
4-2-0		0-1-0	0-0-		AWAY		0-0-0		1-0-0		3-0-0											
21-7-0		0-1-0	6-2-0		NEUTRAL		5-3-0		5-1-0		5-0-0											
9-14-0		7-13-0	0-0-0		CONFERENCE		2-1-0		0-0-0		0-0-0											
5-6-0		5-6-0	0-0-0		HOME		0-0-0		0-0-0		0-0-0											
4-8-0		2-7-0	0-0-0		AWAY		2-1-0		0-0-0		0-0-0											
0-0-0		0-0-0	0-0-0		NEUTRAL		0-0-0		0-0-0		0-0-0											
RPI	S	Opponent	Score		RPI	S	Opponent	Score		RPI	S	Opponent	Score									
2	H	California	1	4	28	N	North Carolina	8	1	63	N	FIU	1	4	101	N	Colorado St.	4	2			
2	H	California	1	9	29	N	Notre Dame	3	2	64	N	Nebraska	11	3	105	N	UC Santa Barbara	6	0			
2	H	California	2	4	29	N	Notre Dame	1	8	66	N	Pittsburgh	3	2	107	N	McNeese St.	2	3			
3	H	Arizona St.	2	3	31	N	Tulsa	2	1	72	A	Utah	5	4	108	N	Long Beach St.	12	2			
3	H	Arizona St.	4	2	31	N	Tulsa	7	9	72	A	Utah	6	8	121	H	Portland St.	2	0			
4	A	Oklahoma	0	6	32	N	BYU	22	5	72	A	Utah	10	2	121	H	Portland St.	3	2			
6	H	Oregon	7	1	41	A	San Diego St.	6	7	80	N	Iowa	2	1	122	A	San Diego	7	2			
6	H	Oregon	5	4	45	N	UCF	2	1	89	N	Ohio St.	4	3	123	N	Iowa St.	5	4			
6	H	Oregon	2	8	49	N	Northwestern	5	3	90	N	Indiana	4	3	126	N	Lehigh	9	2			
11	A	Arizona	1	3						95	N	Harvard	2	3	185	N	Maine	4	0			
11	A	Arizona	4	0						100	N	New Mexico	6	10	185	N	Maine	13	0			
11	A	Arizona	4	12											193	N	Michigan St.	11	6			
16	A	UCLA	0	8											193	N	Michigan St.	5	2			
16	A	UCLA	4	8											199	A	Cal St. Fullerton	5	2			
16	A	UCLA	7	5											212	A	Cal St. Northridge	5	1			
18	H	Washington	3	2											212	A	Cal St. Northridge	13	1			
18	H	Washington	6	7											233	N	Idaho St.	16	3			
18	H	Washington	4	3																		
20	A	Stanford	0	8																		
20	A	Stanford	4	8																		
20	A	Stanford	0	7																		
25	N	Georgia Tech	8	9	LAST 10 GAMES																	
					4	A	Oklahoma	0	6	11	A	Arizona	4	0								
					126	N	Lehigh	9	2	11	A	Arizona	4	12								
					31	N	Tulsa	2	1	2	H	California	1	4								
					31	N	Tulsa	7	9	2	H	California	2	4								
					11	A	Arizona	1	3	2	H	California	1	9								

Non-Div. I Games:

Oregon St.

Average RPI Win:		91	WON-LOST RECORD		WINNING PCT. RANK	LAST 10 GAMES	STRENGTH OF SCHEDULE		OPP. STRENGTH OF SCHEDULE	TEAM RPI	ADJ RPI	CONF. RPI	ADJ CONF. RPI				
Average RPI Loss:		44															
DIV. I ONLY			37-23-0		.61667	67	6-4-0		15	30	25	.6178	25	4	4		
DIV. I NON-CONF.			22-15-0		.59459	82	1-2-0		11	33	32	.60076	27	4	4		
TOTALS		RPI 1-25		RPI 26-50		W-L RECORDS		RPI 51-100		RPI 101-150		RPI 150+					
37-23-0		6-7-0		4-10-0		OVERALL		14-4-0		5-1-0		8-1-0					
18-5-0		1-0-0		2-1-0		HOME		7-3-0		3-1-0		5-0-0					
5-9-0		1-5-0		0-3-0		AWAY		4-1-0		0-0-0		0-0-0					
14-9-0		4-2-0		2-6-0		NEUTRAL		3-0-0		2-0-0		3-1-0					
22-15-0		4-5-0		1-7-0		NON-CONFERENCE		7-1-0		2-1-0		8-1-0					
10-1-0		1-0-0		0-0-0		HOME		4-0-0		0-1-0		5-0-0					
1-5-0		0-3-0		0-0-		AWAY		1-1-0		0-0-0		0-0-0					
11-9-0		3-2-0		1-6-0		NEUTRAL		2-0-0		2-0-0		3-1-0					
15-8-0		2-2-0		3-3-0		CONFERENCE		7-3-0		3-0-0		0-0-0					
8-4-0		0-0-0		2-1-0		HOME		3-3-0		3-0-0		0-0-0					
4-4-0		1-2-0		0-2-0		AWAY		3-0-0		0-0-0		0-0-0					
3-0-0		1-0-0		1-0-0		NEUTRAL		1-0-0		0-0-0		0-0-0					
RPI	S	Opponent		Score		RPI	S	Opponent		Score		RPI	S	Opponent		Score	
1	N	Alabama		9	12	26	N	DePaul		2	4	51	H	Ga. Southern		5	1
4	N	Oklahoma		1	0	28	A	North Carolina		2	3	51	H	Ga. Southern		1	0
5	N	Tennessee		0	9	28	A	North Carolina		4	6	52	H	Maryland		9	6
9	A	La.-Lafayette		2	10	30	H	Virginia Tech		5	0	52	H	Maryland		5	0
9	A	La.-Lafayette		11	12	30	H	Virginia Tech		5	0	52	H	Maryland		6	1
11	N	Arizona		2	1	30	H	Virginia Tech		2	5	61	H	Virginia		1	3
13	H	Georgia		2	0	30	N	Virginia Tech		9	1	61	H	Virginia		2	13
17	A	LSU		1	2	33	A	Auburn		5	12	61	H	Virginia		1	3
19	A	Florida St.		5	4	35	N	Mississippi St.		3	5	61	N	Virginia		6	4
19	A	Florida St.		6	7	36	N	South Ala.		1	10	64	N	Nebraska		6	5
19	A	Florida St.		3	4	36	N	South Ala.		3	4	75	A	Kennesaw St.		6	3
19	N	Florida St.		9	1	37	N	Massachusetts		0	1	75	H	Kennesaw St.		9	1
24	N	Oregon St.		9	8	41	N	San Diego St.		2	3	76	A	Georgia St.		1	2
						48	N	Illinois St.		6	0	76	H	Georgia St.		3	2
												79	N	Western Ky.		5	3
												97	A	North Carolina St.		6	3
												97	A	North Carolina St.		6	4
												97	A	North Carolina St.		5	2
LAST 10 GAMES																	
36	N	South Ala.		1	10	61	N	Virginia		6	4						
113	N	UT Martin		9	1	30	H	Virginia Tech		5	0						
36	N	South Ala.		3	4	30	H	Virginia Tech		2	5						
30	N	Virginia Tech		9	1	30	H	Virginia Tech		5	0						
19	N	Florida St.		9	1	28	A	North Carolina		4	6						

Non-Div. I Games:

Georgia Tech

Average RPI Win:		108	WON-LOST RECORD		WINNING PCT. RANK		LAST 10 GAMES		STRENGTH OF SCHEDULE		OPP. STRENGTH OF SCHEDULE		TEAM RPI		ADJ RPI		CONF. RPI		ADJ CONF. RPI	
Average RPI Loss:		43																		
DIV. I ONLY			36-22-0		.62069 62		6-4-0		21		33		29		.61545 26		5		5	
DIV. I NON-CONF.			21-13-0		.61765 75		2-2-0		10		9		24		.61082 23		6		6	
TOTALS		RPI 1-25		RPI 26-50		W-L RECORDS		RPI 51-100		RPI 101-150		RPI 150+								
36-22-0		6-11-0		7-5-0		OVERALL		6-3-0		4-2-0		13-1-0								
9-4-0		3-2-0		1-0-0		HOME		3-1-0		0-0-0		2-1-0								
11-11-0		0-5-0		1-3-0		AWAY		2-2-0		1-1-0		7-0-0								
16-7-0		3-4-0		5-2-0		NEUTRAL		1-0-0		3-1-0		4-0-0								
21-13-0		2-8-0		7-2-0		NON-CONFERENCE		3-1-0		4-2-0		5-0-0								
2-0-0		0-0-0		1-0-0		HOME		1-0-0		0-0-0		0-0-0								
4-7-0		0-5-0		1-0-		AWAY		1-1-0		1-1-0		1-0-0								
15-6-0		2-3-0		5-2-0		NEUTRAL		1-0-0		3-1-0		4-0-0								
15-9-0		4-3-0		0-3-0		CONFERENCE		3-2-0		0-0-0		8-1-0								
7-4-0		3-2-0		0-0-0		HOME		2-1-0		0-0-0		2-1-0								
7-4-0		0-0-0		0-3-0		AWAY		1-1-0		0-0-0		6-0-0								
1-1-0		1-1-0		0-0-0		NEUTRAL		0-0-0		0-0-0		0-0-0								
RPI	S	Opponent		Score		RPI	S	Opponent		Score		RPI	S	Opponent		Score				
1	A	Alabama		7	9	27	N	Texas Tech		1	2	59	H	Illinois		3	0			
1	A	Alabama		3	4	29	A	Notre Dame		1	2	60	N	Fresno St.		4	0			
2	N	California		0	2	29	A	Notre Dame		0	3	63	A	FIU		2	3			
4	N	Oklahoma		1	18	29	A	Notre Dame		3	4	63	A	FIU		7	3			
12	H	Louisville		3	0	32	N	BYU		8	2	66	H	Pittsburgh		1	0			
12	H	Louisville		3	4	35	N	Mississippi St.		3	2	66	H	Pittsburgh		2	1			
12	H	Louisville		7	1	37	N	Massachusetts		8	0	66	H	Pittsburgh		3	6			
12	N	Louisville		0	2	37	N	Massachusetts		3	0	94	A	Connecticut		3	5			
14	A	Missouri		0	1	40	N	Hofstra		3	0	94	A	Connecticut		6	0			
15	N	South Fla.		6	0	48	A	Illinois St.		6	1									
17	N	LSU		3	1	48	N	Illinois St.		0	3									
18	N	Washington		1	9	49	H	Northwestern		6	1									
22	H	Syracuse		3	2															
22	H	Syracuse		3	5															
23	A	Hawaii		2	9															
23	A	Hawaii		0	5															
25	N	Georgia Tech		4	2															
						LAST 10 GAMES														
						14	A	Missouri		0	1	195	H	Providence		5	1			
						48	N	Illinois St.		0	3	195	H	Providence		2	3			
						37	N	Massachusetts		3	0	195	H	Providence		2	0			
						12	N	Louisville		0	2	49	H	Northwestern		6	1			
						15	N	South Fla.		6	0	169	A	Seton Hall		3	0			

Non-Div. I Games:

DePaul

Average RPI Win:		114	WON-LOST RECORD		WINNING PCT. RANK		LAST 10 GAMES		STRENGTH OF SCHEDULE		OPP. STRENGTH OF SCHEDULE		TEAM RPI		ADJ RPI		CONF. RPI		ADJ CONF. RPI				
DIV. I ONLY			40-17-0		.70175 32		5-5-0		43		32		27		.61526 27		2		3				
DIV. I NON-CONF.			27-7-0		.79412 21		1-2-0		136		113		38		.58171 39		3		3				
TOTALS		RPI 1-25		RPI 26-50				W-L RECORDS		RPI 51-100				RPI 101-150				RPI 150+					
40-17-0		5-10-0		8-5-0				OVERALL		7-1-0				6-0-0				14-1-0					
17-5-0		2-3-0		4-2-0				HOME		2-0-0				3-0-0				6-0-0					
8-6-0		3-5-0		1-1-0				AWAY		2-0-0				0-0-0				2-0-0					
15-6-0		0-2-0		3-2-0				NEUTRAL		3-1-0				3-0-0				6-1-0					
27-7-0		0-3-0		3-2-0				NON-CONFERENCE		7-1-0				3-0-0				14-1-0					
8-1-0		0-1-0		0-0-0				HOME		2-0-0				0-0-0				6-0-0					
4-0-0		0-0-0		0-0-				AWAY		2-0-0				0-0-0				2-0-0					
15-6-0		0-2-0		3-2-0				NEUTRAL		3-1-0				3-0-0				6-1-0					
13-10-0		5-7-0		5-3-0				CONFERENCE		0-0-0				3-0-0				0-0-0					
9-4-0		2-2-0		4-2-0				HOME		0-0-0				3-0-0				0-0-0					
4-6-0		3-5-0		1-1-0				AWAY		0-0-0				0-0-0				0-0-0					
0-0-0		0-0-0		0-0-0				NEUTRAL		0-0-0				0-0-0				0-0-0					
RPI	S	Opponent		Score		RPI	S	Opponent		Score		RPI	S	Opponent		Score		RPI	S	Opponent		Score	
4	A	Oklahoma		1	3	26	N	DePaul		2	1	52	N	Maryland		6	1	108	N	Long Beach St.		2	0
4	A	Oklahoma		5	4	38	H	Oklahoma St.		8	4	84	N	North Texas		10	0	121	N	Portland St.		5	1
4	A	Oklahoma		1	4	38	H	Oklahoma St.		0	5	87	A	Stony Brook		4	1	123	H	Iowa St.		6	2
5	N	Tennessee		0	1	38	H	Oklahoma St.		2	1	87	A	Stony Brook		6	3	123	H	Iowa St.		5	3
8	A	Texas		0	8	39	H	Baylor		4	8	89	N	Ohio St.		7	4	123	H	Iowa St.		19	7
8	A	Texas		1	2	39	H	Baylor		6	5	95	N	Harvard		0	2	149	N	Monmouth		4	2
8	H	Texas		5	2	39	H	Baylor		3	1	100	H	New Mexico		9	4	162	H	Binghamton		7	2
10	H	Texas A&M		8	6	41	N	San Diego St.		5	4	100	H	New Mexico		8	5	162	H	Binghamton		8	2
10	H	Texas A&M		0	9	43	N	Texas St.		6	0							162	H	Binghamton		4	3
10	H	Texas A&M		6	9	43	N	Texas St.		1	3							169	A	Seton Hall		9	0
14	A	Missouri		1	4	49	N	Northwestern		6	14							169	A	Seton Hall		11	0
14	A	Missouri		5	4	50	A	Kansas		4	1							182	N	Utah St.		11	2
14	A	Missouri		2	0	50	A	Kansas		4	5							189	N	Cal Poly		0	3
18	H	Washington		0	2													209	N	UTEP		5	2
20	N	Stanford		1	7													213	N	Stephen F. Austin		2	1
																		220	H	Texas-Arlington		9	1
																		220	H	Texas-Arlington		2	0
																		220	H	Texas-Arlington		7	1
																		233	N	Idaho St.		8	4
																		273	N	Manhattan		13	2
																		273	N	Manhattan		7	2
LAST 10 GAMES																							
95	N	Harvard		0	2	38	H	Oklahoma St.		0	5												
18	H	Washington		0	2	50	A	Kansas		4	5												
52	N	Maryland		6	1	50	A	Kansas		4	1												
38	H	Oklahoma St.		2	1	39	H	Baylor		6	5												
38	H	Oklahoma St.		8	4	39	H	Baylor		4	8												

Non-Div. I Games: Midwestern St. 10 2

Texas Tech

North Carolina

Through Games Of June 6, 2012 (FINAL)

Average RPI Win:		110	WON-LOST RECORD		WINNING PCT. RANK	LAST 10 GAMES	STRENGTH OF SCHEDULE		OPP. STRENGTH OF SCHEDULE	TEAM RPI	ADJ RPI	CONF. RPI	ADJ CONF. RPI				
DIV. I ONLY			43-15-0		.74138	19	6-4-0		61	47	24	.60668	28	4	4		
DIV. I NON-CONF.			29-10-0		.74359	33	3-2-0		79	71	35	.58517	36	4	4		
TOTALS		RPI 1-25		RPI 26-50		W-L RECORDS		RPI 51-100		RPI 101-150		RPI 150+					
43-15-0		3-7-0		4-5-0		OVERALL		17-0-0		7-2-0		12-1-0					
16-4-0		2-1-0		0-3-0		HOME		6-0-0		4-0-0		4-0-0					
13-6-0		1-3-0		2-1-0		AWAY		5-0-0		2-1-0		3-1-0					
14-5-0		0-3-0		2-1-0		NEUTRAL		6-0-0		1-1-0		5-0-0					
29-10-0		0-5-0		2-3-0		NON-CONFERENCE		11-0-0		4-1-0		12-1-0					
10-3-0		0-1-0		0-2-0		HOME		3-0-0		3-0-0		4-0-0					
5-2-0		0-1-0		0-0-		AWAY		2-0-0		0-0-0		3-1-0					
14-5-0		0-3-0		2-1-0		NEUTRAL		6-0-0		1-1-0		5-0-0					
14-5-0		3-2-0		2-2-0		CONFERENCE		6-0-0		3-1-0		0-0-0					
6-1-0		2-0-0		0-1-0		HOME		3-0-0		1-0-0		0-0-0					
8-4-0		1-2-0		2-1-0		AWAY		3-0-0		2-1-0		0-0-0					
0-0-0		0-0-0		0-0-0		NEUTRAL		0-0-0		0-0-0		0-0-0					
RPI	S	Opponent		Score		RPI	S	Opponent		Score		RPI	S	Opponent		Score	
6	N	Oregon		4	5	29	H	Notre Dame		5	6	51	N	Ga. Southern		2	1
13	A	Georgia		1	2	29	H	Notre Dame		3	9	56	A	Radford		8	1
13	N	Georgia		2	3	30	A	Virginia Tech		9	0	56	A	Radford		7	1
19	A	Florida St.		3	8	30	A	Virginia Tech		3	2	61	A	Virginia		2	0
19	A	Florida St.		4	2	30	A	Virginia Tech		0	5	61	A	Virginia		7	6
19	A	Florida St.		1	3	30	H	Virginia Tech		1	4	61	A	Virginia		3	2
22	H	Syracuse		2	6	33	N	Auburn		1	0	62	N	Chattanooga		10	0
24	N	Oregon St.		1	8	39	N	Baylor		0	2	68	H	Minnesota		1	0
25	H	Georgia Tech		3	2	49	N	Northwestern		5	0	86	H	East Carolina		4	2
25	H	Georgia Tech		6	4							88	N	North Florida		3	0
												89	N	Ohio St.		3	1
												91	N	Coastal Caro.		5	3
												93	N	Fordham		3	2
												97	H	North Carolina St.		3	2
												97	H	North Carolina St.		8	0
												97	H	North Carolina St.		5	0
												99	H	South Carolina		8	0

Non-Div. I Games:

North Carolina

Average RPI Win:		104	WON-LOST RECORD		WINNING PCT. RANK	LAST 10 GAMES		STRENGTH OF SCHEDULE		OPP. STRENGTH OF SCHEDULE	TEAM RPI	ADJ RPI	CONF. RPI	ADJ CONF. RPI			
DIV. I ONLY			40-16-0		.71429	26	7-3-0		62	27	30	.60453	29	5	5		
DIV. I NON-CONF.			22-12-0		.64706	59	2-2-0		52	27	41	.58282	38	6	6		
TOTALS		RPI 1-25		RPI 26-50		W-L RECORDS		RPI 51-100		RPI 101-150		RPI 150+					
40-16-0		3-8-0		6-2-0		OVERALL		14-3-0		6-3-0		11-0-0					
19-3-0		1-3-0		4-0-0		HOME		5-0-0		2-0-0		7-0-0					
12-5-0		0-2-0		2-1-0		AWAY		5-1-0		1-1-0		4-0-0					
9-8-0		2-3-0		0-1-0		NEUTRAL		4-2-0		3-2-0		0-0-0					
22-12-0		2-5-0		3-2-0		NON-CONFERENCE		6-2-0		5-3-0		6-0-0					
8-0-0		0-0-0		1-0-0		HOME		1-0-0		1-0-0		5-0-0					
5-4-0		0-2-0		2-0-		AWAY		1-0-0		1-1-0		1-0-0					
9-8-0		2-3-0		0-1-0		NEUTRAL		4-2-0		3-2-0		0-0-0					
18-4-0		1-3-0		3-0-0		CONFERENCE		8-1-0		1-0-0		5-0-0					
11-3-0		1-3-0		3-0-0		HOME		4-0-0		1-0-0		2-0-0					
7-1-0		0-0-0		0-0-0		AWAY		4-1-0		0-0-0		3-0-0					
0-0-0		0-0-0		0-0-0		NEUTRAL		0-0-0		0-0-0		0-0-0					
RPI	S	Opponent		Score		RPI	S	Opponent		Score		RPI	S	Opponent		Score	
11	A	Arizona		3	8	26	H	DePaul		4	3	57	N	Boise St.		1	3
11	A	Arizona		2	7	26	H	DePaul		2	1	58	A	Purdue		8	6
12	H	Louisville		3	4	26	H	DePaul		3	0	66	A	Pittsburgh		4	0
18	N	Washington		2	7	28	A	North Carolina		6	5	66	A	Pittsburgh		9	1
21	N	Michigan		1	2	28	A	North Carolina		9	3	66	A	Pittsburgh		5	0
22	H	Syracuse		2	3	30	N	Virginia Tech		0	3	68	N	Minnesota		1	9
22	H	Syracuse		4	3	41	A	San Diego St.		3	8	70	A	Rutgers		4	1
22	H	Syracuse		2	8	49	H	Northwestern		9	1	70	A	Rutgers		6	7
23	N	Hawaii		7	3							70	H	Rutgers		5	0
24	N	Oregon St.		2	3							73	N	North Dakota St.		8	4
24	N	Oregon St.		8	1							80	N	Iowa		2	0
												83	H	Valparaiso		6	3
												89	N	Ohio St.		3	1
												93	N	Fordham		3	1
												94	H	Connecticut		7	2
												94	H	Connecticut		5	2
												94	H	Connecticut		7	3
														199 A Cal St. Fullerton		16	0
														204 H Toledo		8	0
														204 H Toledo		9	1
														245 H Cleveland St.		6	5
LAST 10 GAMES																	
														114 H St. John's (NY)		9	3
														70 H Rutgers		5	0
														66 A Pittsburgh		4	0
														66 A Pittsburgh		9	1
														66 A Pittsburgh		5	0

Non-Div. I Games:

Notre Dame

Average RPI Win: 108		WON-LOST RECORD		WINNING PCT. RANK		LAST 10 GAMES		STRENGTH OF SCHEDULE		OPP. STRENGTH OF SCHEDULE		TEAM RPI		ADJ RPI		CONF. RPI		ADJ CONF. RPI					
DIV. I ONLY		42-21-0		.66667		46		6-4-0		31		40		28		.60435		30		4		4	
DIV. I NON-CONF.		28-12-0		.7		43		4-2-0		48		63		34		.5885		33		4		4	
TOTALS		RPI 1-25		RPI 26-50		W-L RECORDS		RPI 51-100		RPI 101-150		RPI 150+											
42-21-0		2-11-0		5-4-0		OVERALL		15-2-0		6-4-0		14-0-0											
11-5-0		1-2-0		1-2-0		HOME		3-1-0		0-0-0		6-0-0											
16-7-0		1-5-0		1-1-0		AWAY		7-0-0		5-1-0		2-0-0											
15-9-0		0-4-0		3-1-0		NEUTRAL		5-1-0		1-3-0		6-0-0											
28-12-0		0-6-0		3-2-0		NON-CONFERENCE		7-1-0		4-3-0		14-0-0											
7-0-0		0-0-0		0-0-0		HOME		1-0-0		0-0-0		6-0-0											
7-4-0		0-3-0		0-0-		AWAY		2-0-0		3-0-0		2-0-0											
14-8-0		0-3-0		3-1-0		NEUTRAL		4-1-0		1-3-0		6-0-0											
14-9-0		2-5-0		2-2-0		CONFERENCE		8-1-0		2-1-0		0-0-0											
4-5-0		1-2-0		1-2-0		HOME		2-1-0		0-0-0		0-0-0											
9-3-0		1-2-0		1-0-0		AWAY		5-0-0		2-1-0		0-0-0											
1-1-0		0-1-0		0-0-0		NEUTRAL		1-0-0		0-0-0		0-0-0											
RPI	S	Opponent		Score		RPI	S	Opponent		Score		RPI	S	Opponent		Score							
1	N	Alabama		3	7	28	A	North Carolina		4	1	52	A	Maryland		5	1						
4	N	Oklahoma		0	10	28	H	North Carolina		5	0	52	A	Maryland		7	5						
5	A	Tennessee		1	2	28	H	North Carolina		0	9	52	A	Maryland		5	0						
5	A	Tennessee		2	10	28	H	North Carolina		2	3	52	N	Maryland		5	2						
15	A	South Fla.		0	2	29	N	Notre Dame		3	0	54	N	Miami (OH)		6	5						
19	H	Florida St.		3	7	33	A	Auburn		0	1	54	N	Miami (OH)		6	0						
19	H	Florida St.		11	5	38	N	Oklahoma St.		3	0	56	A	Radford		5	0						
19	H	Florida St.		1	3	40	N	Hofstra		0	10	56	H	Radford		9	1						
22	N	Syracuse		0	5	44	N	UAB		4	1	61	H	Virginia		4	2						
25	A	Georgia Tech		5	2							61	H	Virginia		4	3						
25	A	Georgia Tech		0	5							61	H	Virginia		0	1						
25	A	Georgia Tech		0	5							66	N	Pittsburgh		1	0						
25	N	Georgia Tech		1	9							69	N	Lipscomb		0	2						
												81	A	Jacksonville		7	2						
												93	N	Fordham		5	1						
												97	A	North Carolina St.		10	2						
												97	A	North Carolina St.		4	2						

Non-Div. I Games:

Virginia Tech

Average RPI Win:	115	WON-LOST RECORD	WINNING PCT. RANK	LAST 10 GAMES	STRENGTH OF SCHEDULE	OPP. STRENGTH OF SCHEDULE	TEAM RPI	ADJ RPI	CONF. RPI	ADJ CONF. RPI		
DIV. I ONLY		42-14-0	.75	14	7-3-0	82	51	32	.5995	31	10	9
DIV. I NON-CONF.		20-9-0	.68966	46	1-2-0	61	24	37	.58454	37	9	9
<hr/>												
TOTALS	RPI 1-25	RPI 26-50		W-L RECORDS		RPI 51-100		RPI 101-150		RPI 150+		
42-14-0	1-5-0	9-5-0		OVERALL		12-2-0		8-1-0		12-1-0		
17-4-0	0-1-0	3-2-0		HOME		5-0-0		5-1-0		4-0-0		
13-8-0	0-3-0	5-3-0		AWAY		2-2-0		2-0-0		4-0-0		
12-2-0	1-1-0	1-0-0		NEUTRAL		5-0-0		1-0-0		4-1-0		
20-9-0	1-5-0	2-2-0		NON-CONFERENCE		6-1-0		6-0-0		5-1-0		
7-2-0	0-1-0	1-1-0		HOME		2-0-0		3-0-0		1-0-0		
4-5-0	0-3-0	1-0-		AWAY		0-1-0		2-0-0		1-0-0		
9-2-0	1-1-0	0-0-0		NEUTRAL		4-0-0		1-0-0		3-1-0		
22-5-0	0-0-0	7-3-0		CONFERENCE		6-1-0		2-1-0		7-0-0		
10-2-0	0-0-0	2-1-0		HOME		3-0-0		2-1-0		3-0-0		
9-3-0	0-0-0	4-2-0		AWAY		2-1-0		0-0-0		3-0-0		
3-0-0	0-0-0	1-0-0		NEUTRAL		1-0-0		0-0-0		1-0-0		
RPI	S	Opponent	Score	RPI	S	Opponent	Score	RPI	S	Opponent	Score	
4	H	Oklahoma	1 7	38	A	Oklahoma St.	3 8	55	A	Marshall	1 0	
8	A	Texas	1 9	38	H	Oklahoma St.	3 7	55	A	Marshall	0 6	
9	A	La.-Lafayette	4 19	42	A	Arkansas	6 0	55	A	Marshall	7 1	
10	A	Texas A&M	1 5	42	H	Arkansas	12 9	55	N	Marshall	3 2	
24	N	Oregon St.	9 7	44	A	UAB	1 2	63	N	FIU	4 1	
24	N	Oregon St.	1 2	44	A	UAB	3 0	70	N	Rutgers	12 1	
				44	A	UAB	3 0	81	A	Jacksonville	0 1	
				45	A	UCF	2 1	84	H	North Texas	7 2	
				45	A	UCF	0 4	84	H	North Texas	6 1	
				45	A	UCF	3 0	86	H	East Carolina	7 6	
				46	H	Houston	5 3	86	H	East Carolina	13 4	
				46	H	Houston	2 5	86	H	East Carolina	5 2	
				46	H	Houston	3 2	97	N	North Carolina St.	4 0	
				46	N	Houston	4 3	100	N	New Mexico	2 1	
		</										

Non-Div. I Games:

Tulsa

BYU

 Tie, Loss, Non-Conf, S Site, H Home, A Away, N Neutral Page 41

RPI	S	Opponent	Score	
172	H	Utah Valley	3	1
182	H	Utah St.	15	6
182	H	Utah St.	6	4
182	H	Utah St.	2	0
212	N	Cal St. Northridge	11	1
212	N	Cal St. Northridge	4	1
233	A	Idaho St.	4	7
233	H	Idaho St.	5	2

BYU

BYU

BYU

Average RPI Win:	107	WON-LOST RECORD	WINNING PCT. RANK	LAST 10 GAMES	STRENGTH OF SCHEDULE	OPP. STRENGTH OF SCHEDULE	TEAM RPI	ADJ RPI	CONF. RPI	ADJ CONF. RPI	
Average RPI Loss:	26	33-23-0	.58929 84	5-5-0	30	17	36	.59823 33	3	2	
DIV. I ONLY		21-6-0	.77778 23	0-2-0	76	84	26	.60121 26	2	2	
DIV. I NON-CONF.											
<hr/>											
TOTALS	RPI 1-25	RPI 26-50		W-L RECORDS		RPI 51-100		RPI 101-150		RPI 150+	
33-23-0	5-14-0	7-6-0		OVERALL		8-2-0		2-1-0		11-0-0	
18-9-0	1-5-0	7-4-0		HOME		1-0-0		1-0-0		8-0-0	
9-9-0	2-7-0	0-0-0		AWAY		6-2-0		0-0-0		1-0-0	
6-5-0	2-2-0	0-2-0		NEUTRAL		1-0-0		1-1-0		2-0-0	
<hr/>											
21-6-0	3-2-0	2-2-0		NON-CONFERENCE		3-1-0		2-1-0		11-0-0	
13-0-0	1-0-0	2-0-0		HOME		1-0-0		1-0-0		8-0-0	
2-2-0	0-1-0	0-0-		AWAY		1-1-0		0-0-0		1-0-0	
6-4-0	2-1-0	0-2-0		NEUTRAL		1-0-0		1-1-0		2-0-0	
<hr/>											
12-17-0	2-12-0	5-4-0		CONFERENCE		5-1-0		0-0-0		0-0-0	
5-9-0	0-5-0	5-4-0		HOME		0-0-0		0-0-0		0-0-0	
7-7-0	2-6-0	0-0-0		AWAY		5-1-0		0-0-0		0-0-0	
0-1-0	0-1-0	0-0-0		NEUTRAL		0-0-0		0-0-0		0-0-0	
<hr/>											
RPI S	Opponent	Score	RPI S	Opponent	Score	RPI S	Opponent	Score	RPI S	Opponent	Score
1 H	Alabama	2 5	28 N	North Carolina	0 1	63 N	FIU	2 1	102 H	Bowling Green	10 2
1 H	Alabama	2 4	30 H	Virginia Tech	1 0	65 A	Troy	1 7	103 N	Penn St.	1 2
5 H	Tennessee	2 6	34 H	Kentucky	2 5	76 A	Georgia St.	9 1	119 N	Loyola Marymount	10 2
5 H	Tennessee	3 5	34 H	Kentucky	2 1	78 H	IPFW	2 0	155 H	Louisiana Tech	3 0
5 H	Tennessee	1 9	34 H	Kentucky	4 8	92 A	Ole Miss	9 5	156 A	Fla. Atlantic	6 1
5 N	Tennessee	1 2	35 H	Mississippi St.	4 1	92 A	Ole Miss	1 6	188 H	Appalachian St.	6 2
7 A	Florida	2 3	35 H	Mississippi St.	2 1	92 A	Ole Miss	7 4	190 H	George Washington	3 0
7 A	Florida	1 3	35 H	Mississippi St.	1 3	99 A	South Carolina	3 2	192 H	Wright St.	12 4
7 A	Florida	2 5	38 H	Oklahoma St.	8 0	99 A	South Carolina	1 0	193 N	Michigan St.	4 1
8 A	Texas	1 6	42 H	Arkansas	1 5	99 A	South Carolina	4 1	197 N	Florida A&M	9 0
13 A	Georgia	2 0	42 H	Arkansas	5 1				235 H	Evansville	3 1
13 A	Georgia	3 6	42 H	Arkansas	3 2				239 H	Drexel	13 0
13 A	Georgia	2 4	46 N	Houston	1 2				247 H	Presbyterian	8 0
16 N	UCLA	11 1							275 H	Alabama St.	6 0
17 A	LSU	1 4									
17 A	LSU	2 0									
21 N	Michigan	0 4									
22 N	Syracuse	5 0									
25 H	Georgia Tech	12 5									
<hr/>											
LAST 10 GAMES											
8 A	Texas	1 6	35 H	Mississippi St.	1 3						
46 N	Houston	1 2	99 A	South Carolina	4 1						
5 N	Tennessee	1 2	99 A	South Carolina	3 2						
35 H	Mississippi St.	2 1	99 A	South Carolina	1 0						
35 H	Mississippi St.	4 1	42 H	Arkansas	1 5						

Average RPI Win:	91	WON-LOST	WINNING	LAST 10	STRENGTH OF	OPP. STRENGTH	TEAM	ADJ	CONF.	ADJ CONF.
Average RPI Loss:	36	RECORD	PCT. RANK	GAMES	SCHEDULE	OF SCHEDULE	RPI	RPI	RPI	RPI

[illegible]

Non-Div. I Games:

Kentucky

Average RPI Win:		124	WON-LOST RECORD		WINNING PCT. RANK		LAST 10 GAMES		STRENGTH OF SCHEDULE		OPP. STRENGTH OF SCHEDULE		TEAM RPI		ADJ RPI		CONF. RPI		ADJ CONF. RPI					
DIV. I ONLY			33-24-0		.57895		90		5-5-0		29		22		37		.58897		35		3		2	
DIV. I NON-CONF.			21-7-0		.75		27		4-2-0		85		142		39		.58083		40		2		2	
TOTALS		RPI 1-25		RPI 26-50				W-L RECORDS				RPI 51-100				RPI 101-150				RPI 150+				
33-24-0		2-17-0		8-5-0				OVERALL				6-0-0				5-1-0				12-1-0				
16-11-0		1-10-0		4-0-0				HOME				0-0-0				2-0-0				9-1-0				
13-7-0		0-4-0		4-3-0				AWAY				5-0-0				1-0-0				3-0-0				
4-6-0		1-3-0		0-2-0				NEUTRAL				1-0-0				2-1-0				0-0-0				
21-7-0		1-3-0		2-2-0				NON-CONFERENCE				1-0-0				5-1-0				12-1-0				
12-1-0		0-0-0		1-0-0				HOME				0-0-0				2-0-0				9-1-0				
5-0-0		0-0-0		1-0-				AWAY				0-0-0				1-0-0				3-0-0				
4-6-0		1-3-0		0-2-0				NEUTRAL				1-0-0				2-1-0				0-0-0				
12-17-0		1-14-0		6-3-0				CONFERENCE				5-0-0				0-0-0				0-0-0				
4-10-0		1-10-0		3-0-0				HOME				0-0-0				0-0-0				0-0-0				
8-7-0		0-4-0		3-3-0				AWAY				5-0-0				0-0-0				0-0-0				
0-0-0		0-0-0		0-0-0				NEUTRAL				0-0-0				0-0-0				0-0-0				
RPI	S	Opponent		Score		RPI	S	Opponent		Score		RPI	S	Opponent		Score		RPI	S	Opponent		Score		
1	A	Alabama		2	5	26	N	DePaul		2	3	69	N	Lipscomb		3	1	121	N	Portland St.		0	2	
1	H	Alabama		2	4	32	N	BYU		3	4	92	A	Ole Miss		2	1	139	N	Jacksonville St.		8	1	
1	H	Alabama		4	5	33	A	Auburn		1	2	92	A	Ole Miss		10	3	147	A	Mississippi Val.		4	3	
1	H	Alabama		3	9	33	A	Auburn		1	4	92	A	Ole Miss		5	3	147	H	Mississippi Val.		3	2	
5	H	Tennessee		3	10	33	A	Auburn		3	1	99	A	South Carolina		10	6	148	H	Memphis		9	1	
5	H	Tennessee		0	8	34	H	Kentucky		4	3	99	A	South Carolina		9	0	148	N	Memphis		9	6	
5	H	Tennessee		0	8	34	H	Kentucky		3	2							155	H	Louisiana Tech		8	0	
7	H	Florida		5	8	34	H	Kentucky		2	1							163	H	Tennessee Tech		5	1	
7	H	Florida		0	1	36	A	South Ala.		7	2							163	H	Tennessee Tech		6	2	
9	N	La.-Lafayette		3	6	42	A	Arkansas		7	2							164	H	Eastern Ill.		8	0	
13	H	Georgia		5	3	42	A	Arkansas		2	1							165	H	SIU Edwardsville		5	0	
13	H	Georgia		0	2	42	A	Arkansas		2	13							165	H	SIU Edwardsville		4	5	
13	H	Georgia		0	5	44	H	UAB		4	3							211	A	Southern Miss.		1	0	
15	N	South Fla.		0	1													221	A	Samford		6	3	
17	A	LSU		7	10													221	H	Samford		11	5	
17	A	LSU		0	4													240	A	Jackson St.		11	2	
17	A	LSU		1	3													240	H	Jackson St.		12	3	
21	N	Michigan		1	3													270	H	Columbia		11	1	
25	N	Georgia Tech		5	3													270	H	Columbia		12	4	
						LAST 10 GAMES																		
						121 N Portland St.						0	2	33 A Auburn						3	1			
						32 N BYU						3	4	163 H Tennessee Tech						5	1			
						1 A Alabama						2	5	163 H Tennessee Tech						6	2			
						33 A Auburn						1	2	211 A Southern Miss.						1	0			
						33 A Auburn						1	4	148 H Memphis						9	1			

Non-Div. I Games:

Mississippi St.

Average RPI Win:		116	WON-LOST RECORD		WINNING PCT. RANK	LAST 10 GAMES	STRENGTH OF SCHEDULE		OPP. STRENGTH OF SCHEDULE	TEAM RPI	ADJ RPI	CONF. RPI	ADJ CONF. RPI				
Average RPI Loss:		67															
DIV. I ONLY			41-17-0		.7069	30	8-2-0		67	52	34	.58821	36	7	7		
DIV. I NON-CONF.			20-10-0		.66667	50	2-2-0		84	49	55	.56818	54	7	7		
TOTALS		RPI 1-25		RPI 26-50		W-L RECORDS		RPI 51-100		RPI 101-150		RPI 150+					
41-17-0		4-8-0		1-2-0		OVERALL		16-3-0		10-1-0		10-3-0					
16-4-0		0-1-0		0-1-0		HOME		5-1-0		8-1-0		3-0-0					
11-12-0		1-7-0		1-0-0		AWAY		5-2-0		0-0-0		4-3-0					
14-1-0		3-0-0		0-1-0		NEUTRAL		6-0-0		2-0-0		3-0-0					
20-10-0		3-5-0		1-2-0		NON-CONFERENCE		5-0-0		3-1-0		8-2-0					
6-3-0		0-1-0		0-1-0		HOME		1-0-0		2-1-0		3-0-0					
4-6-0		1-4-0		1-0-		AWAY		0-0-0		0-0-0		2-2-0					
10-1-0		2-0-0		0-1-0		NEUTRAL		4-0-0		1-0-0		3-0-0					
21-7-0		1-3-0		0-0-0		CONFERENCE		11-3-0		7-0-0		2-1-0					
10-1-0		0-0-0		0-0-0		HOME		4-1-0		6-0-0		0-0-0					
7-6-0		0-3-0		0-0-0		AWAY		5-2-0		0-0-0		2-1-0					
4-0-0		1-0-0		0-0-0		NEUTRAL		2-0-0		1-0-0		0-0-0					
RPI	S	Opponent		Score		RPI	S	Opponent		Score		RPI	S	Opponent		Score	
1	A	Alabama		2	5	35	H	Mississippi St.		2	7	58	N	Purdue		7	5
1	A	Alabama		0	6	44	A	UAB		1	0	63	H	FIU		7	3
1	H	Alabama		1	12	48	N	Illinois St.		1	2	63	H	FIU		2	0
9	A	La.-Lafayette		0	2							63	H	FIU		0	1
9	A	La.-Lafayette		0	1							63	N	FIU		9	1
9	A	La.-Lafayette		0	3							63	N	FIU		9	1
9	N	La.-Lafayette		3	1							65	A	Troy		6	3
17	A	LSU		4	5							65	H	Troy		5	2
17	A	LSU		0	1							65	H	Troy		5	2
19	A	Florida St.		3	1							65	H	Troy		3	2
25	N	Georgia Tech		4	3							67	N	Ball St.		3	0
25	N	Georgia Tech		10	1							69	H	Lipscomb		6	1
												69	N	Lipscomb		9	2
												77	N	Southern Ill.		16	0
												79	A	Western Ky.		2	1
												79	A	Western Ky.		5	1
												79	A	Western Ky.		4	5
												79	N	Western Ky.		4	2
												84	A	North Texas		3	1
												84	A	North Texas		1	2
												84	A	North Texas		2	0

[illegible]

Non-Div. I Games:

Massachusetts

Average RPI Win: 92		WON-LOST	WINNING	LAST 10	STRENGTH OF		OPP. STRENGTH	TEAM	ADJ	CONF.	ADJ CONF.
Average RPI Loss: 28		RECORD	PCT. RANK	GAMES	SCHEDULE		OF SCHEDULE	RPI	RPI	RPI	RPI
DIV. I ONLY		25-26-0	.4902	150	2-8-0		8	16	39	.58669	38
DIV. I NON-CONF.		17-10-0	.62963	68	0-0-0		30	29	36	.58776	34
TOTALS		RPI 1-25	RPI 26-50		W-L RECORDS		RPI 51-100		RPI 101-150		RPI 150+
25-26-0		3-14-0	7-9-0		OVERALL		4-3-0		8-0-0		3-0-0
12-5-0		2-3-0	2-2-0		HOME		2-0-0		4-0-0		2-0-0
5-12-0		1-6-0	3-6-0		AWAY		0-0-0		1-0-0		0-0-0
8-9-0		0-5-0	2-1-0		NEUTRAL		2-3-0		3-0-0		1-0-0
17-10-0		1-4-0	4-3-0		NON-CONFERENCE		4-3-0		5-0-0		3-0-0
7-0-0		1-0-0	1-0-0		HOME		2-0-0		1-0-0		2-0-0
2-2-0		0-0-0	1-0-		AWAY		0-0-0		1-0-0		0-0-0
8-8-0		0-4-0	2-1-0		NEUTRAL		2-3-0		3-0-0		1-0-0
8-16-0		2-10-0	3-6-0		CONFERENCE		0-0-0		3-0-0		0-0-0
5-5-0		1-3-0	1-2-0		HOME		0-0-0		3-0-0		0-0-0
3-10-0		1-6-0	2-4-0		AWAY		0-0-0		0-0-0		0-0-0
0-1-0		0-1-0	0-0-0		NEUTRAL		0-0-0		0-0-0		0-0-0
RPI S	Opponent	Score		RPI S	Opponent	Score		RPI S	Opponent	Score	
1 N	Alabama	1	3	27 A	Texas Tech	4	8	53 N	Wisconsin	1	0
4 A	Oklahoma	1	7	27 A	Texas Tech	1	2	64 H	Nebraska	2	0
4 H	Oklahoma	1	11	27 A	Texas Tech	5	0	80 H	Iowa	6	5
4 N	Oklahoma	0	4	30 N	Virginia Tech	0	3	80 N	Iowa	3	5
6 N	Oregon	0	8	31 A	Tulsa	7	3	84 N	North Texas	2	0
8 A	Texas	3	0	31 H	Tulsa	8	3	96 N	Pacific	0	5
8 A	Texas	2	3	32 N	BYU	3	2	98 N	San Jose St.	0	1
8 A	Texas	1	5	33 A	Auburn	0	8				
10 H	Texas A&M	1	3	39 H	Baylor	2	4				
10 H	Texas A&M	4	0	39 H	Baylor	2	0				
10 H	Texas A&M	1	7	39 H	Baylor	0	1				
11 N	Arizona	0	8	46 A	Houston	0	3				
14 A	Missouri	0	1	49 N	Northwestern	4	3				
14 A	Missouri	0	4	50 A	Kansas	0	1				
14 A	Missouri	3	5	50 A	Kansas	2	3				
17 H	LSU	1	0	50 A	Kansas	3	1				
17 N	LSU	4	7								
				LAST 10 GAMES							
				14 A	Missouri	0	1	27 A	Texas Tech	5	0
				14 A	Missouri	3	5	39 H	Baylor	2	0
				14 A	Missouri	0	4	39 H	Baylor	0	1
				27 A	Texas Tech	1	2	39 H	Baylor	2	4
				27 A	Texas Tech	4	8	4 A	Oklahoma	1	7

Non-Div. I Games:

Oklahoma St.

Average RPI Win:		127	WON-LOST RECORD		WINNING PCT. RANK		LAST 10 GAMES		STRENGTH OF SCHEDULE		OPP. STRENGTH OF SCHEDULE		TEAM RPI		ADJ RPI		CONF. RPI		ADJ CONF. RPI				
DIV. I ONLY			34-22-0		.60714 77		5-5-0		46		21		43		.58616 39		2		3				
DIV. I NON-CONF.			24-8-0		.75 27		1-2-0		156		80		54		.56865 52		3		3				
TOTALS		RPI 1-25		RPI 26-50				W-L RECORDS				RPI 51-100				RPI 101-150				RPI 150+			
34-22-0		3-14-0		6-7-0				OVERALL				5-0-0				6-0-0				14-1-0			
24-8-0		2-4-0		2-3-0				HOME				5-0-0				3-0-0				12-1-0			
6-9-0		0-6-0		3-3-0				AWAY				0-0-0				2-0-0				1-0-0			
4-5-0		1-4-0		1-1-0				NEUTRAL				0-0-0				1-0-0				1-0-0			
24-8-0		1-4-0		1-3-0				NON-CONFERENCE				5-0-0				3-0-0				14-1-0			
17-3-0		0-0-0		0-2-0				HOME				5-0-0				0-0-0				12-1-0			
3-0-0		0-0-0		0-0-				AWAY				0-0-0				2-0-0				1-0-0			
4-5-0		1-4-0		1-1-0				NEUTRAL				0-0-0				1-0-0				1-0-0			
10-14-0		2-10-0		5-4-0				CONFERENCE				0-0-0				3-0-0				0-0-0			
7-5-0		2-4-0		2-1-0				HOME				0-0-0				3-0-0				0-0-0			
3-9-0		0-6-0		3-3-0				AWAY				0-0-0				0-0-0				0-0-0			
0-0-0		0-0-0		0-0-0				NEUTRAL				0-0-0				0-0-0				0-0-0			
RPI	S	Opponent		Score		RPI	S	Opponent		Score		RPI	S	Opponent		Score		RPI	S	Opponent		Score	
4	H	Oklahoma		0	2	27	A	Texas Tech		8	4	73	H	North Dakota St.		1	0	123	H	Iowa St.		7	1
4	H	Oklahoma		0	5	27	A	Texas Tech		5	6	80	H	Iowa		4	0	123	H	Iowa St.		6	0
4	H	Oklahoma		1	0	27	A	Texas Tech		1	3	84	H	North Texas		2	1	123	H	Iowa St.		7	0
6	N	Oregon		2	1	28	N	North Carolina		2	0	84	H	North Texas		3	2	146	A	A&M-Corpus Christi		6	1
8	A	Texas		1	3	38	A	Oklahoma St.		1	0	84	H	North Texas		2	1	146	A	A&M-Corpus Christi		3	0
8	H	Texas		5	4	38	A	Oklahoma St.		4	2							147	N	Mississippi Val.		5	0
8	H	Texas		3	7	38	A	Oklahoma St.		0	2							155	H	Louisiana Tech		3	1
10	A	Texas A&M		2	10	42	H	Arkansas		1	5							155	H	Louisiana Tech		3	1
10	A	Texas A&M		1	6	43	H	Texas St.		0	1							168	H	UTSA		5	0
10	H	Texas A&M		0	3	48	N	Illinois St.		4	6							201	N	Wichita St.		5	1
14	A	Missouri		0	7	50	H	Kansas		6	1							203	H	Buffalo		0	1
14	A	Missouri		1	6	50	H	Kansas		3	0							203	H	Buffalo		3	0
14	A	Missouri		2	4	50	H	Kansas		1	6							209	H	UTEP		11	1
16	N	UCLA		6	10													213	H	Stephen F. Austin		6	3
20	N	Stanford		2	6													213	H	Stephen F. Austin		5	1
20	N	Stanford		0	1													213	H	Stephen F. Austin		8	1
22	N	Syracuse		1	2													216	A	Belmont		10	5
																		220	H	Texas-Arlington		11	0
																		223	H	Liberty		2	1
																		231	H	Northwestern St.		3	0
																		231	H	Northwestern St.		3	0
						LAST 10 GAMES																	
						147 N Mississippi Val.						5	0	123 H Iowa St.						6	0		
						20 N Stanford						2	6	123 H Iowa St.						7	0		
						20 N Stanford						0	1	8 H Texas						3	7		
						8 A Texas						1	3	38 A Oklahoma St.						0	2		
						123 H Iowa St.						7	1	38 A Oklahoma St.						1	0		

Non-Div. I Games:

Baylor

RPI	S	Opponent	Score	
267	H	UNC Wilmington	3	0

Hofstra

H
o
f
s
t
r
a

H
o
f
s
t
r
a

Average RPI Win:		108	WON-LOST RECORD		WINNING PCT. RANK	LAST 10 GAMES		STRENGTH OF SCHEDULE		OPP. STRENGTH OF SCHEDULE	TEAM RPI	ADJ RPI		CONF. RPI	ADJ CONF. RPI		
Average RPI Loss:		51															
DIV. I ONLY			32-24-0		.57143	96	5-5-0		28	43	44	.58192	41	8	8		
DIV. I NON-CONF.			23-21-0		.52273	122	2-2-0		17	19	56	.57435	47	8	8		
TOTALS		RPI 1-25		RPI 26-50		W-L RECORDS		RPI 51-100		RPI 101-150		RPI 150+					
32-24-0		4-10-0		3-3-0		OVERALL		6-7-0		11-3-0		8-1-0					
12-5-0		1-1-0		3-0-0		HOME		1-4-0		5-0-0		2-0-0					
7-4-0		0-2-0		0-0-0		AWAY		3-1-0		3-1-0		1-0-0					
13-15-0		3-7-0		0-3-0		NEUTRAL		2-2-0		3-2-0		5-1-0					
23-21-0		4-10-0		3-3-0		NON-CONFERENCE		2-5-0		6-2-0		8-1-0					
8-3-0		1-1-0		3-0-0		HOME		0-2-0		2-0-0		2-0-0					
2-3-0		0-2-0		0-0-		AWAY		0-1-0		1-0-0		1-0-0					
13-15-0		3-7-0		0-3-0		NEUTRAL		2-2-0		3-2-0		5-1-0					
9-3-0		0-0-0		0-0-0		CONFERENCE		4-2-0		5-1-0		0-0-0					
4-2-0		0-0-0		0-0-0		HOME		1-2-0		3-0-0		0-0-0					
5-1-0		0-0-0		0-0-0		AWAY		3-0-0		2-1-0		0-0-0					
0-0-0		0-0-0		0-0-0		NEUTRAL		0-0-0		0-0-0		0-0-0					
RPI	S	Opponent		Score		RPI	S	Opponent		Score		RPI	S	Opponent		Score	
2	N	California		0	12	27	N	Texas Tech		4	5	57	H	Boise St.		1	6
4	N	Oklahoma		0	5	29	H	Notre Dame		8	3	57	H	Boise St.		7	1
5	N	Tennessee		5	6	32	H	BYU		1	0	57	H	Boise St.		3	4
6	N	Oregon		0	6	40	N	Hofstra		1	2	58	H	Purdue		5	6
6	N	Oregon		4	5	40	N	Hofstra		0	2	58	N	Purdue		1	2
8	N	Texas		1	2	45	H	UCF		3	2	60	N	Fresno St.		1	4
11	A	Arizona		0	8							72	N	Utah		14	2
11	A	Arizona		6	8							94	N	Connecticut		8	3
16	H	UCLA		0	1							95	H	Harvard		3	6
19	N	Florida St.		1	0							96	A	Pacific		1	3
19	N	Florida St.		1	0							100	A	New Mexico		12	6
20	N	Stanford		3	8							100	A	New Mexico		8	3
24	H	Oregon St.		7	6							100	A	New Mexico		7	0
25	N	Georgia Tech		3	2												
						</											

Non-Div. I Games:

San Diego St.

Average RPI Win:		125	WON-LOST		WINNING		LAST 10		STRENGTH OF		OPP. STRENGTH		TEAM		ADJ		CONF.		ADJ CONF.					
Average RPI Loss:		35	RECORD		PCT. RANK		GAMES		SCHEDULE		OF SCHEDULE		RPI		RPI		RPI		RPI					
DIV. I ONLY			29-28-0		.50877		135		5-5-0		16		26		46		.58176		42		3		2	
DIV. I NON-CONF.			22-7-0		.75862		25		3-2-0		38		138		22		.60394		24		2		2	
TOTALS		RPI 1-25		RPI 26-50				W-L RECORDS				RPI 51-100				RPI 101-150				RPI 150+				
29-28-0		4-16-0		5-7-0				OVERALL				3-4-0				4-0-0				13-1-0				
15-14-0		2-9-0		1-3-0				HOME				0-2-0				3-0-0				9-0-0				
8-13-0		2-7-0		3-4-0				AWAY				1-2-0				1-0-0				1-0-0				
6-1-0		0-0-0		1-0-0				NEUTRAL				2-0-0				0-0-0				3-1-0				
22-7-0		1-4-0		2-2-0				NON-CONFERENCE				2-0-0				4-0-0				13-1-0				
12-3-0		0-2-0		0-1-0				HOME				0-0-0				3-0-0				9-0-0				
4-3-0		1-2-0		1-0-				AWAY				0-0-0				1-0-0				1-0-0				
6-1-0		0-0-0		1-0-0				NEUTRAL				2-0-0				0-0-0				3-1-0				
7-21-0		3-12-0		3-5-0				CONFERENCE				1-4-0				0-0-0				0-0-0				
3-11-0		2-7-0		1-2-0				HOME				0-2-0				0-0-0				0-0-0				
4-10-0		1-5-0		2-3-0				AWAY				1-2-0				0-0-0				0-0-0				
0-0-0		0-0-0		0-0-0				NEUTRAL				0-0-0				0-0-0				0-0-0				
RPI	S	Opponent		Score		RPI	S	Opponent		Score		RPI	S	Opponent		Score		RPI	S	Opponent		Score		
1	H	Alabama		1	5	31	A	Tulsa		9	12	53	N	Wisconsin		5	1	113	H	UT Martin		6	4	
1	H	Alabama		8	1	31	H	Tulsa		0	6	80	N	Iowa		10	2	113	H	UT Martin		4	2	
1	H	Alabama		6	13	33	A	Auburn		5	1	92	H	Ole Miss		0	13	141	A	Missouri St.		4	0	
2	A	California		0	7	33	A	Auburn		1	5	92	H	Ole Miss		6	7	150	H	UMKC		2	0	
2	A	California		3	2	33	A	Auburn		2	3	99	A	South Carolina		5	4	161	H	Drake		5	4	
2	H	California		2	10	34	A	Kentucky		7	3	99	A	South Carolina		2	7	161	H	Drake		8	6	
5	H	Tennessee		0	2	34	A	Kentucky		7	9	99	A	South Carolina		7	8	161	N	Drake		4	1	
5	H	Tennessee		4	1	35	H	Mississippi St.		13	2							166	H	Butler		6	5	
5	H	Tennessee		0	8	35	H	Mississippi St.		1	2							166	H	Butler		3	1	
7	H	Florida		2	3	35	H	Mississippi St.		2	7							201	N	Wichita St.		8	0	
7	H	Florida		0	5	39	A	Baylor		5	1							216	A	Belmont		16	3	
7	H	Florida		0	6	47	N	Boston U.		3	2							220	N	Texas-Arlington		1	4	
13	A	Georgia		2	3													226	H	IUPUI		3	1	
13	A	Georgia		2	1													231	H	Northwestern St.		6	0	
13	A	Georgia		1	7													231	H	Northwestern St.		10	7	
14	H	Missouri		0	4													240	H	Jackson St.		5	4	
15	A	South Fla.		6	7													240	N	Jackson St.		4	3	
17	A	LSU		1	9													256	H	Tennessee St.		7	0	
17	A	LSU		0	1																			
17	A	LSU		2	3																			
						LAST 10 GAMES																		
						2	A	California		0	7	13	A	Georgia		2	1							
						2	H	California		2	10	13	A	Georgia		2	3							
						2	A	California		3	2	141	A	Missouri St.		4	0							
						47	N	Boston U.		3	2	1	H	Alabama		1	5							
						13	A	Georgia		1	7	1	H	Alabama		8	1							

Non-Div. I Games:

Arkansas

[illegible]

Non-Div. I Games:

Texas St.

RPI	S	Opponent	Score	
242	H	Houston Baptist	3	0
242	H	Houston Baptist	6	0
244	H	Southeastern La.	3	0
244	H	Southeastern La.	10	0

Texas St.

T
e
x
a
s
S
t
.

T
e
x
a
s
S
t
.

UAB				Through Games Of June 6, 2012 (FINAL)										
Average RPI Win: 113		WON-LOST RECORD	WINNING PCT. RANK		LAST 10 GAMES	STRENGTH OF SCHEDULE		OPP. STRENGTH OF SCHEDULE		TEAM RPI	ADJ RPI		CONF. RPI	ADJ CONF. RPI
Average RPI Loss: 52														
DIV. I ONLY		37-22-0	.62712	61	5-5-0	47		54		42	.5802	44	10	9
DIV. I NON-CONF.		19-14-0	.57576	90	0-2-0	19		22		40	.57927	43	9	9
TOTALS		RPI 1-25		RPI 26-50		W-L RECORDS		RPI 51-100		RPI 101-150		RPI 150+		
37-22-0		0-5-0		8-8-0		OVERALL		13-7-0		7-1-0		9-1-0		
13-9-0		0-1-0		4-6-0		HOME		3-1-0		4-1-0		2-0-0		
16-7-0		0-3-0		2-1-0		AWAY		9-2-0		0-0-0		5-1-0		
8-6-0		0-1-0		2-1-0		NEUTRAL		1-4-0		3-0-0		2-0-0		
19-14-0		0-5-0		4-3-0		NON-CONFERENCE		8-5-0		3-1-0		4-0-0		
5-3-0		0-1-0		0-1-0		HOME		3-0-0		0-1-0		2-0-0		
6-5-0		0-3-0		2-0-		AWAY		4-1-0		0-0-0		0-0-0		
8-6-0		0-1-0		2-1-0		NEUTRAL		1-4-0		3-0-0		2-0-0		
18-8-0		0-0-0		4-5-0		CONFERENCE		5-2-0		4-0-0		5-1-0		
8-6-0		0-0-0		4-5-0		HOME		0-1-0		4-0-0		0-0-0		
10-2-0		0-0-0		0-0-0		AWAY		5-1-0		0-0-0		5-1-0		
0-0-0		0-0-0		0-0-0		NEUTRAL		0-0-0		0-0-0		0-0-0		
RPI	S	Opponent	Score		RPI	S	Opponent	Score		RPI	S	Opponent	Score	
1	A	Alabama	1	4	30	N	Virginia Tech	1	4	52	N	Maryland	2	4
1	H	Alabama	1	8	31	H	Tulsa	2	1	55	A	Marshall	4	3
5	A	Tennessee	0	8	31	H	Tulsa	0	3	55	A	Marshall	3	2
11	A	Arizona	0	7	31	H	Tulsa	0	3	55	A	Marshall	8	0
12	N	Louisville	4	5	34	A	Kentucky	6	5	55	H	Marshall	2	3
					34	A	Kentucky	20	7	59	N	Illinois	0	1
					35	A	Mississippi St.	3	4	62	A	Chattanooga	6	3
					36	H	South Ala.	0	1	62	A	Chattanooga	8	9
					37	N	Massachusetts	3	2	63	A	FIU	6	4
					37	N	Massachusetts	19	0	65	H	Troy	1	0
					45	H	UCF	2	0	69	A	Lipscomb	4	0
					45	H	UCF	0	1	69	A	Lipscomb	3	0
					45	H	UCF	2	0	75	H	Kennesaw St.	6	1
					46	H	Houston	5	6	75	H	Kennesaw St.	4	0
					46	H	Houston	3	2	79	N	Western Ky.	2	3
					46	H	Houston	1	2	79	N	Western Ky.	0	6
										86	A	East Carolina	5	3
										86	A	East Carolina	1	0
										86	A	East Carolina	2	4
										97	N	North Carolina St.	3	1
LAST 10 GAMES														
5	A	Tennessee	0	8	31	H	Tulsa	0	3					
30	N	Virginia Tech	1	4	31	H	Tulsa	2	1					
55	H	Marshall	2	3	211	A	Southern Miss.	4	2					
148	H	Memphis	2	0	211	A	Southern Miss.	2	1					
31	H	Tulsa	0	3	211	A	Southern Miss.	5	1					

Non-Div. I Games:

UAB

U
C
F

Page 57

RPI	S	Opponent	Score	
211	A	Southern Miss.	3	0

UCF

U
C
F

U
C
F

[illegible]

Non-Div. I Games:

Boston U.

RPI	S	Opponent	Score	
264	H	Hartford	11	1
264	H	Hartford	1	0
264	H	Hartford	2	0

Boston U.

B
o
s
t
o
n
U
.

B
o
s
t
o
n
U
.

Average RPI Win: 128		WON-LOST RECORD		WINNING PCT. RANK		LAST 10 GAMES		STRENGTH OF SCHEDULE		OPP. STRENGTH OF SCHEDULE		TEAM RPI		ADJ RPI		CONF. RPI		ADJ CONF. RPI									
DIV. I ONLY		37-23-0		.61667 67		7-3-0		48		71		47		.57102 48		13		13									
DIV. I NON-CONF.		17-15-0		.53125 115		2-2-0		4		1		33		.59682 28		14		14									
TOTALS		RPI 1-25		RPI 26-50		W-L RECORDS		RPI 51-100		RPI 101-150		RPI 150+															
37-23-0		1-12-0		5-1-0		OVERALL		6-5-0		9-1-0		16-4-0															
10-4-0		0-0-0		0-1-0		HOME		0-0-0		3-0-0		7-3-0															
11-11-0		0-6-0		0-0-0		AWAY		4-3-0		2-1-0		5-1-0															
16-8-0		1-6-0		5-0-0		NEUTRAL		2-2-0		4-0-0		4-0-0															
17-15-0		1-12-0		5-1-0		NON-CONFERENCE		3-2-0		4-0-0		4-0-0															
0-1-0		0-0-0		0-1-0		HOME		0-0-0		0-0-0		0-0-0															
2-6-0		0-6-0		0-0-		AWAY		1-0-0		0-0-0		1-0-0															
15-8-0		1-6-0		5-0-0		NEUTRAL		2-2-0		4-0-0		3-0-0															
20-8-0		0-0-0		0-0-0		CONFERENCE		3-3-0		5-1-0		12-4-0															
10-3-0		0-0-0		0-0-0		HOME		0-0-0		3-0-0		7-3-0															
9-5-0		0-0-0		0-0-0		AWAY		3-3-0		2-1-0		4-1-0															
1-0-0		0-0-0		0-0-0		NEUTRAL		0-0-0		0-0-0		1-0-0															
RPI	S	Opponent		Score		RPI	S	Opponent		Score		RPI	S	Opponent		Score											
3	A	Arizona St.		3	14	26	H	DePaul		1	6	59	A	Illinois		1	0	103	N	Penn St.	1	0					
5	N	Tennessee		0	6	26	N	DePaul		3	0	66	N	Pittsburgh		0	8	120	N	Central Mich.	11	3					
6	N	Oregon		2	5	36	N	South Ala.		2	1	68	N	Minnesota		0	9	123	N	Iowa St.	10	2					
7	N	Florida		0	11	37	N	Massachusetts		1	0	71	A	UNI		0	3	124	N	LIU Brooklyn	9	0					
12	A	Louisville		0	8	39	N	Baylor		6	4	71	A	UNI		1	0	135	H	Creighton	8	0					
12	A	Louisville		2	8	47	N	Boston U.		12	8	74	N	Fla. Gulf Coast		11	0	135	H	Creighton	8	3					
14	A	Missouri		0	6							77	A	Southern Ill.		1	2	135	H	Creighton	3	1					
14	A	Missouri		1	2							77	A	Southern Ill.		13	3	141	A	Missouri St.	4	0					
15	A	South Fla.		0	1							77	A	Southern Ill.		5	0	141	A	Missouri St.	11	2					
15	N	South Fla.		3	6							77	A	Southern Ill.		1	6	141	A	Missouri St.	2	4					
21	N	Michigan		1	3							80	N	Iowa		7	3	152	A	Bradley	5	3					
21	N	Michigan		5	1											152	A	Bradley		9	4						
25	N	Georgia Tech		0	6											152	A	Bradley		4	1						
																161	H	Drake		7	0						
																161	H	Drake		4	5						
																161	H	Drake		3	2						
																161	N	Drake		3	0						
																177	N	Saint Louis		8	3						
																179	A	Northern Ill.		5	0						
																185	N	Maine		5	4						
																186	N	Georgetown		6	5						
						LAST 10 GAMES												201	H	Wichita St.		4	1				
						14 A Missouri						1	2	161 N Drake						3	0	201	H	Wichita St.		3	0
						26 N DePaul						3	0	71 A UNI						1	0	201	H	Wichita St.		5	3
						37 N Massachusetts						1	0	71 A UNI						0	3	224	A	Indiana St.		1	6
						14 A Missouri						0	6	135 H Creighton						8	0	224	A	Indiana St.		3	0
						77 A Southern Ill.						13	3	135 H Creighton						8	3	224	H	Indiana St.		9	1

Non-Div. I Games:

Illinois St.

Illinois.

Il
l
l
i
n
o
i
s
s
t
.

Illinois St.

Average RPI Win:		103	WON-LOST RECORD		WINNING PCT. RANK		LAST 10 GAMES		STRENGTH OF SCHEDULE		OPP. STRENGTH OF SCHEDULE		TEAM RPI		ADJ RPI		CONF. RPI		ADJ CONF. RPI	
DIV. I ONLY			29-29-0		.5 138		8-2-0		22		28		52		.57073 49		6		6	
DIV. I NON-CONF.			15-19-0		.44118 163		2-2-0		3		3		48		.58069 41		5		5	
TOTALS		RPI 1-25		RPI 26-50		W-L RECORDS		RPI 51-100		RPI 101-150		RPI 150+								
29-29-0		3-12-0		3-4-0		OVERALL		12-12-0		2-1-0		9-0-0								
9-4-0		0-0-0		0-0-0		HOME		8-4-0		0-0-0		1-0-0								
8-14-0		1-5-0		0-2-0		AWAY		3-6-0		0-1-0		4-0-0								
12-11-0		2-7-0		3-2-0		NEUTRAL		1-2-0		2-0-0		4-0-0								
15-19-0		3-12-0		3-4-0		NON-CONFERENCE		1-2-0		2-1-0		6-0-0								
1-0-0		0-0-0		0-0-0		HOME		0-0-0		0-0-0		1-0-0								
2-8-0		1-5-0		0-0-		AWAY		0-0-0		0-1-0		1-0-0								
12-11-0		2-7-0		3-2-0		NEUTRAL		1-2-0		2-0-0		4-0-0								
14-10-0		0-0-0		0-0-0		CONFERENCE		11-10-0		0-0-0		3-0-0								
8-4-0		0-0-0		0-0-0		HOME		8-4-0		0-0-0		0-0-0								
6-6-0		0-0-0		0-0-0		AWAY		3-6-0		0-0-0		3-0-0								
0-0-0		0-0-0		0-0-0		NEUTRAL		0-0-0		0-0-0		0-0-0								
RPI	S	Opponent		Score		RPI	S	Opponent		Score		RPI	S	Opponent		Score				
2	N	California		1	5	26	A	DePaul		1	6	53	A	Wisconsin		4	12			
3	A	Arizona St.		5	10	27	N	Texas Tech		14	6	53	A	Wisconsin		8	3			
6	N	Oregon		6	10	28	N	North Carolina		0	5	53	A	Wisconsin		10	6			
8	A	Texas		0	5	29	A	Notre Dame		1	9	59	H	Illinois		3	2			
8	A	Texas		0	5	37	N	Massachusetts		13	5	59	H	Illinois		7	3			
8	A	Texas		2	0	38	N	Oklahoma St.		3	4	59	H	Illinois		10	2			
9	A	La.-Lafayette		4	6	46	N	Houston		13	9	62	N	Chattanooga		2	6			
10	N	Texas A&M		6	3							64	A	Nebraska		1	8			
14	N	Missouri		7	1							64	A	Nebraska		6	7			
15	A	South Fla.		1	2							64	A	Nebraska		6	9			
18	N	Washington		3	10							68	H	Minnesota		2	10			
19	N	Florida St.		0	1							68	H	Minnesota		3	6			
20	N	Stanford		0	1							68	H	Minnesota		8	0			
22	N	Syracuse		3	9							80	H	Iowa		7	6			
24	N	Oregon St.		3	5							80	H	Iowa		2	5			
												80	H	Iowa		12	6			
												86	N	East Carolina		4	2			
												89	H	Ohio St.		2	6			
												89	H	Ohio St.		3	1			
												89	H	Ohio St.		8	5			
LAST 10 GAMES																				
						8	A	Texas		0	5									
						8	A	Texas		0	5									
						46	N	Houston		13	9									
						8	A	Texas		2	0									
						59	H	Illinois		10	2									

Non-Div. I Games:

Northwestern

RPI	S	Opponent	Score	
90	A	Indiana	8	3
90	A	Indiana	3	11
90	A	Indiana	6	8
100	N	New Mexico	5	13

59	H Illinois	7	3
59	H Illinois	3	2
193	A Michigan St.	8	0
193	A Michigan St.	5	1
193	A Michigan St.	15	1

Average RPI Win: 144		WON-LOST	WINNING	LAST 10	STRENGTH OF		OPP. STRENGTH	TEAM	ADJ		CONF.	ADJ CONF.
Average RPI Loss: 35		RECORD	PCT. RANK	GAMES	SCHEDULE		OF SCHEDULE	RPI	RPI		RPI	RPI
DIV. I ONLY		31-20-0	.60784	76	56		48	50	.56693		50	2
DIV. I NON-CONF.		25-3-0	.89286	7	182		181	30	.58548		35	3
TOTALS		RPI 1-25	RPI 26-50		W-L RECORDS		RPI 51-100		RPI 101-150		RPI 150+	
31-20-0		0-12-0	4-4-0		OVERALL		5-1-0		8-3-0		14-0-0	
9-6-0		0-3-0	3-2-0		HOME		0-0-0		4-1-0		2-0-0	
9-12-0		0-9-0	1-2-0		AWAY		2-0-0		2-1-0		4-0-0	
13-2-0		0-0-0	0-0-0		NEUTRAL		3-1-0		2-1-0		8-0-0	
25-3-0		0-0-0	0-0-0		NON-CONFERENCE		5-1-0		6-2-0		14-0-0	
4-0-0		0-0-0	0-0-0		HOME		0-0-0		2-0-0		2-0-0	
8-1-0		0-0-0	0-0-		AWAY		2-0-0		2-1-0		4-0-0	
13-2-0		0-0-0	0-0-0		NEUTRAL		3-1-0		2-1-0		8-0-0	
6-17-0		0-12-0	4-4-0		CONFERENCE		0-0-0		2-1-0		0-0-0	
5-6-0		0-3-0	3-2-0		HOME		0-0-0		2-1-0		0-0-0	
1-11-0		0-9-0	1-2-0		AWAY		0-0-0		0-0-0		0-0-0	
0-0-0		0-0-0	0-0-0		NEUTRAL		0-0-0		0-0-0		0-0-0	
RPI S	Opponent	Score	RPI S	Opponent	Score	RPI S	Opponent	Score	RPI S	Opponent	Score	
4 A	Oklahoma	2 6	27 H	Texas Tech	1 4	53 N	Wisconsin	4 0	113 N	UT Martin	4 6	
4 A	Oklahoma	0 8	27 H	Texas Tech	5 4	65 N	Troy	7 8	118 A	Charleston So.	6 3	
4 A	Oklahoma	0 8	38 H	Oklahoma St.	3 2	87 N	Stony Brook	2 0	123 H	Iowa St.	8 0	
8 H	Texas	3 12	38 H	Oklahoma St.	1 3	88 A	North Florida	7 3	123 H	Iowa St.	9 10	
8 H	Texas	6 13	38 H	Oklahoma St.	1 0	88 A	North Florida	1 0	123 H	Iowa St.	8 2	
8 H	Texas	5 7	39 A	Baylor	6 1	94 N	Connecticut	8 0	141 A	Missouri St.	4 5	
10 A	Texas A&M	0 9	39 A	Baylor	1 6				141 A	Missouri St.	4 2	
10 A	Texas A&M	3 4	39 A	Baylor	0 3				145 N	Middle Tenn.	6 3	
10 A	Texas A&M	0 3							145 N	Middle Tenn.	7 3	
14 A	Missouri	0 9							150 H	UMKC	3 1	
14 A	Missouri	0 10							150 H	UMKC	3 2	
14 A	Missouri	0 5							151 A	Charlotte	9 6	
									157 N	Gardner-Webb	5 1	
									181 N	Delaware St.	5 2	
									181 N	Delaware St.	17 1	
									181 N	Delaware St.	6 1	
									184 N	Fairfield	5 3	
									184 N	Fairfield	14 0	
									187 N	Northern Colo.	1 0	
									201 H	Wichita St.	8 3	
									201 H	Wichita St.	9 1	
									240 N	Jackson St.	5 3	
									244 A	Southeastern La.	11 0	
									267 A	UNC Wilmington	3 0	
									267 A	UNC Wilmington	9 1	
			LAST 10 GAMES									
			10 A	Texas A&M	0 9	150 H	UMKC	3 2				
			10 A	Texas A&M	3 4	150 H	UMKC	3 1				
			10 A	Texas A&M	0 3	123 H	Iowa St.	8 0				
			27 H	Texas Tech	5 4	123 H	Iowa St.	9 10				
			27 H	Texas Tech	1 4	123 H	Iowa St.	8 2				

Non-Div. I Games:

Kansas

Ga. Southern

Through Games Of June 6, 2012 (FINAL)

Average RPI Win: 155		WON-LOST	WINNING	LAST 10	STRENGTH OF		OPP. STRENGTH	TEAM	ADJ		CONF.	ADJ CONF.		
Average RPI Loss: 63		RECORD	PCT. RANK	GAMES	SCHEDULE		OF SCHEDULE	RPI	RPI		RPI	RPI		
DIV. I ONLY		42-20-0	.67742	41	7-3-0		73	107	47	.56582	51	15		
DIV. I NON-CONF.		16-17-0	.48485	135	0-2-0		34	50	76	.54207	78	15		
<hr/>														
TOTALS		RPI 1-25	RPI 26-50		W-L RECORDS		RPI 51-100		RPI 101-150		RPI 150+			
42-20-0		0-6-0	1-1-0		OVERALL		11-10-0		6-2-0		24-1-0			
18-5-0		0-0-0	1-0-0		HOME		5-5-0		4-0-0		8-0-0			
18-9-0		0-6-0	0-0-0		AWAY		5-1-0		1-1-0		12-1-0			
6-6-0		0-0-0	0-1-0		NEUTRAL		1-4-0		1-1-0		4-0-0			
16-17-0		0-6-0	1-1-0		NON-CONFERENCE		8-9-0		2-1-0		5-0-0			
7-4-0		0-0-0	1-0-0		HOME		3-4-0		1-0-0		2-0-0			
6-8-0		0-6-0	0-0-		AWAY		5-1-0		1-1-0		0-0-0			
3-5-0		0-0-0	0-1-0		NEUTRAL		0-4-0		0-0-0		3-0-0			
26-3-0		0-0-0	0-0-0		CONFERENCE		3-1-0		4-1-0		19-1-0			
11-1-0		0-0-0	0-0-0		HOME		2-1-0		3-0-0		6-0-0			
12-1-0		0-0-0	0-0-0		AWAY		0-0-0		0-0-0		12-1-0			
3-1-0		0-0-0	0-0-0		NEUTRAL		1-0-0		1-1-0		1-0-0			
RPI	S	Opponent	Score		RPI	S	Opponent	Score		RPI	S	Opponent	Score	
5	A	Tennessee	0	9	28	N	North Carolina	1	2	53	N	Wisconsin	2	3
5	A	Tennessee	0	7	34	H	Kentucky	2	1	55	N	Marshall	1	4
13	A	Georgia	0	1						55	N	Marshall	1	4
15	A	South Fla.	0	2						56	H	Radford	4	6
25	A	Georgia Tech	1	5						62	H	Chattanooga	6	2
25	A	Georgia Tech	0	1						62	H	Chattanooga	4	9
										62	H	Chattanooga	2	0
										62	N	Chattanooga	5	2
										75	A	Kennesaw St.	9	0
										75	A	Kennesaw St.	5	1
										75	A	Kennesaw St.	10	4
										76	H	Georgia St.	0	1
										76	H	Georgia St.	4	1
										81	A	Jacksonville	1	0
										81	A	Jacksonville	0	2
										85	H	Albany (NY)	6	0
										88	H	North Florida	3	0
										88	H	North Florida	1	2
										88	H	North Florida	1	4
										91	A	Coastal Caro.	5	2
					LAST 10 GAMES									
					91	N	Coastal Caro.	1	2					
					28	N	North Carolina	1	2					
					112	N	Col. of Charleston	6	2					
					112	N	Col. of Charleston	3	4					
					62	N	Chattanooga	5	2					
<hr/>														
										205	A	Furman	2	0
										205	A	Furman	4	2
										205	A	Furman	7	0
										208	H	Western Caro.	5	1
										208	H	Western Caro.	3	2
										208	H	Western Caro.	3	2
										221	A	Samford	2	1

Non-Div. I Games:

Ga. Southern

RPI	S	Opponent	Score		RPI	S	Opponent	Score	
91	N	Coastal Caro.	1	2	221	A	Samford	12	3
					221	A	Samford	6	3
					221	N	Samford	3	0
					265	H	La Salle	8	0
					265	H	La Salle	6	0
					266	N	George Mason	10	1
188	A	Appalachian St.	6	0					
221	N	Samford	3	0					
205	A	Furman	4	2					
205	A	Furman	2	0					
205	A	Furman	7	0					

Average RPI Win: 136		WON-LOST RECORD	WINNING PCT. RANK	LAST 10 GAMES	STRENGTH OF SCHEDULE	OPP. STRENGTH OF SCHEDULE	TEAM RPI	ADJ RPI		CONF. RPI	ADJ CONF. RPI				
Average RPI Loss: 63															
DIV. I ONLY		34-22-0	.60714	77	6-4-0	75	62	58	.56231	52	4	4			
DIV. I NON-CONF.		24-13-0	.64865	58	1-2-0	110	124	70	.55123	66	4	4			
<hr/>															
TOTALS		RPI 1-25		RPI 26-50		W-L RECORDS		RPI 51-100		RPI 101-150		RPI 150+			
34-22-0		3-6-0		2-8-0		OVERALL		10-4-0		6-1-0		13-3-0			
18-4-0		2-1-0		0-3-0		HOME		3-0-0		2-0-0		11-0-0			
6-8-0		0-5-0		0-0-0		AWAY		2-3-0		3-0-0		1-0-0			
10-10-0		1-0-0		2-5-0		NEUTRAL		5-1-0		1-1-0		1-3-0			
<hr/>															
24-13-0		1-2-0		2-4-0		NON-CONFERENCE		5-3-0		3-1-0		13-3-0			
13-0-0		0-0-0		0-0-0		HOME		0-0-0		2-0-0		11-0-0			
1-4-0		0-2-0		0-0-		AWAY		0-2-0		0-0-0		1-0-0			
10-9-0		1-0-0		2-4-0		NEUTRAL		5-1-0		1-1-0		1-3-0			
<hr/>															
10-9-0		2-4-0		0-4-0		CONFERENCE		5-1-0		3-0-0		0-0-0			
5-4-0		2-1-0		0-3-0		HOME		3-0-0		0-0-0		0-0-0			
5-4-0		0-3-0		0-0-0		AWAY		2-1-0		3-0-0		0-0-0			
0-1-0		0-0-0		0-1-0		NEUTRAL		0-0-0		0-0-0		0-0-0			
<hr/>															
RPI S	Opponent	Score		RPI S	Opponent	Score		RPI S	Opponent	Score		RPI S	Opponent	Score	
1 A	Alabama	1	9	27 N	Texas Tech	1	6	53 N	Wisconsin	4	3	104 A	Boston College	11	0
1 A	Alabama	1	19	30 H	Virginia Tech	0	5	55 N	Marshall	2	1	104 A	Boston College	4	1
19 H	Florida St.	3	4	30 H	Virginia Tech	5	7	55 N	Marshall	10	2	104 A	Boston College	4	3
19 H	Florida St.	4	1	30 H	Virginia Tech	1	5	59 N	Illinois	5	0	114 N	St. John's (NY)	3	11
19 H	Florida St.	4	3	30 N	Virginia Tech	2	5	61 H	Virginia	3	1	124 N	LIU Brooklyn	3	1
21 N	Michigan	7	3	34 N	Kentucky	2	1	61 H	Virginia	8	0	129 H	Kent St.	5	0
25 A	Georgia Tech	0	5	37 N	Massachusetts	6	16	61 H	Virginia	6	5	129 H	Kent St.	2	1
25 A	Georgia Tech	1	6	37 N	Massachusetts	1	4	74 A	Fla. Gulf Coast	1	9	156 A	Fla. Atlantic	4	1
25 A	Georgia Tech	6	9	44 N	UAB	4	2	74 A	Fla. Gulf Coast	1	3	174 N	Bryant	4	6
				47 N	Boston U.	0	1	77 N	Southern Ill.	12	8	181 H	Delaware St.	15	0
								95 N	Harvard	2	3	181 H	Delaware St.	10	5
								97 A	North Carolina St.	5	3	192 N	Wright St.	0	8
								97 A	North Carolina St.	4	5	197 N	Florida A&M	0	9
								97 A	North Carolina St.	4	3	229 H	Rhode Island	17	7
												236 N	Canisius	8	0
												246 H	Princeton	7	3
												246 H	Princeton	10	6
												266 H	George Mason	6	3
												266 H	George Mason	3	1
												272 H	Oakland	10	2
												272 H	Oakland	7	3
												279 H	Howard	10	0
												279 H	Howard	9	0
<hr/>															
				LAST 10 GAMES											
95 N	Harvard	2	3	19 H	Florida St.	4	1	104 A	Boston College	11	0				
27 N	Texas Tech	1	6	104 A	Boston College	4	1								
30 N	Virginia Tech	2	5	104 A	Boston College	4	3								
19 H	Florida St.	4	3	181 H	Delaware St.	10	5								
19 H	Florida St.	3	4												

Non-Div. I Games:

Maryland

Average RPI Win: 119		WON-LOST RECORD		WINNING PCT. RANK		LAST 10 GAMES		STRENGTH OF SCHEDULE		OPP. STRENGTH OF SCHEDULE		TEAM RPI		ADJ RPI		CONF. RPI		ADJ CONF. RPI	
DIV. I ONLY		34-19-0		.64151 52		5-5-0		78		57		51		.56126 53		6		6	
DIV. I NON-CONF.		21-9-0		.7 43		3-0-0		92		96		51		.56698 56		5		5	
TOTALS		RPI 1-25		RPI 26-50		W-L RECORDS		RPI 51-100		RPI 101-150		RPI 150+							
34-19-0		0-5-0		1-5-0		OVERALL		12-8-0		12-1-0		9-0-0							
14-4-0		0-2-0		1-2-0		HOME		3-0-0		3-0-0		7-0-0							
14-7-0		0-1-0		0-0-0		AWAY		6-6-0		7-0-0		1-0-0							
6-8-0		0-2-0		0-3-0		NEUTRAL		3-2-0		2-1-0		1-0-0							
21-9-0		0-3-0		0-3-0		NON-CONFERENCE		3-2-0		9-1-0		9-0-0							
7-0-0		0-0-0		0-0-0		HOME		0-0-0		0-0-0		7-0-0							
8-1-0		0-1-0		0-0-		AWAY		0-0-0		7-0-0		1-0-0							
6-8-0		0-2-0		0-3-0		NEUTRAL		3-2-0		2-1-0		1-0-0							
13-10-0		0-2-0		1-2-0		CONFERENCE		9-6-0		3-0-0		0-0-0							
7-4-0		0-2-0		1-2-0		HOME		3-0-0		3-0-0		0-0-0							
6-6-0		0-0-0		0-0-0		AWAY		6-6-0		0-0-0		0-0-0							
0-0-0		0-0-0		0-0-0		NEUTRAL		0-0-0		0-0-0		0-0-0							
RPI	S	Opponent		Score		RPI	S	Opponent		Score		RPI	S	Opponent		Score			
15	A	South Fla.		0	5	38	N	Oklahoma St.		0	1	51	N	Ga. Southern		3	2		
19	N	Florida St.		2	6	42	N	Arkansas		1	5	52	N	Maryland		3	4		
19	N	Florida St.		1	2	49	H	Northwestern		3	8	58	A	Purdue		7	1		
21	H	Michigan		1	5	49	H	Northwestern		12	4	58	A	Purdue		2	7		
21	H	Michigan		5	7	49	H	Northwestern		6	10	58	A	Purdue		5	6		
						50	N	Kansas		0	4	59	A	Illinois		10	7		
												59	A	Illinois		7	8		
												59	A	Illinois		8	0		
												64	A	Nebraska		4	6		
												64	A	Nebraska		1	4		
												64	A	Nebraska		3	1		
												68	H	Minnesota		11	10		
												68	H	Minnesota		3	0		
												68	H	Minnesota		5	1		
												77	N	Southern Ill.		12	3		
												80	A	Iowa		3	4		
												80	A	Iowa		1	0		
												80	A	Iowa		5	4		
												94	N	Connecticut		5	3		
												98	N	San Jose St.		0	9		
LAST 10 GAMES																			
64	A	Nebraska		1	4	217	H	Green Bay		5	2	224	H	Indiana St.		9	7		
64	A	Nebraska		4	6	217	H	Green Bay		4	0	224	H	Indiana St.		8	0		
64	A	Nebraska		3	1	152	H	Bradley		2	0								
21	H	Michigan		5	7	58	A	Purdue		5	6								
21	H	Michigan		1	5	58	A	Purdue		7	1								

Non-Div. I Games:

Wisconsin

Average RPI Win:		149	WON-LOST RECORD		WINNING PCT. RANK		LAST 10 GAMES		STRENGTH OF SCHEDULE		OPP. STRENGTH OF SCHEDULE		TEAM RPI		ADJ RPI		CONF. RPI		ADJ CONF. RPI					
DIV. I ONLY			41-20-0		.67213		45		7-3-0		94		118		54		.56034		54		12		12	
DIV. I NON-CONF.			20-13-0		.60606		77		1-2-0		67		115		67		.55441		62		13		13	
TOTALS		RPI 1-25		RPI 26-50		W-L RECORDS		RPI 51-100		RPI 101-150		RPI 150+												
41-20-0		2-2-0		0-3-0		OVERALL		4-4-0		15-9-0		20-2-0												
14-6-0		0-0-0		0-0-0		HOME		0-2-0		5-2-0		9-2-0												
12-3-0		1-1-0		0-0-0		AWAY		0-0-0		3-2-0		8-0-0												
15-11-0		1-1-0		0-3-0		NEUTRAL		4-2-0		7-5-0		3-0-0												
20-13-0		2-2-0		0-3-0		NON-CONFERENCE		3-2-0		5-4-0		10-2-0												
4-2-0		0-0-0		0-0-0		HOME		0-0-0		1-0-0		3-2-0												
6-1-0		1-1-0		0-0-		AWAY		0-0-0		1-0-0		4-0-0												
10-10-0		1-1-0		0-3-0		NEUTRAL		3-2-0		3-4-0		3-0-0												
21-7-0		0-0-0		0-0-0		CONFERENCE		1-2-0		10-5-0		10-0-0												
10-4-0		0-0-0		0-0-0		HOME		0-2-0		4-2-0		6-0-0												
6-2-0		0-0-0		0-0-0		AWAY		0-0-0		2-2-0		4-0-0												
5-1-0		0-0-0		0-0-0		NEUTRAL		1-0-0		4-1-0		0-0-0												
RPI	S	Opponent		Score		RPI	S	Opponent		Score		RPI	S	Opponent		Score		RPI	S	Opponent		Score		
5	A	Tennessee		0	8	30	N	Virginia Tech		5	6	67	H	Ball St.		6	9	102	H	Bowling Green		3	2	
5	A	Tennessee		1	0	30	N	Virginia Tech		0	6	67	H	Ball St.		12	13	102	H	Bowling Green		1	3	
15	N	South Fla.		2	1	47	N	Boston U.		1	2	67	N	Ball St.		4	2	103	N	Penn St.		5	2	
22	N	Syracuse		0	1							71	N	UNI		2	0	104	N	Boston College		1	3	
												75	N	Kennesaw St.		0	2	115	A	Western Mich.		1	5	
												75	N	Kennesaw St.		4	7	115	A	Western Mich.		2	3	
												77	N	Southern Ill.		3	2	115	N	Western Mich.		3	1	
												95	N	Harvard		2	1	117	N	Quinnipiac		2	3	
																		119	N	Loyola Marymount		7	2	
																		120	H	Central Mich.		0	2	
																		120	H	Central Mich.		4	0	
																		120	N	Central Mich.		2	0	
																		120	N	Central Mich.		0	1	
																		120	N	Central Mich.		4	0	
																		128	H	Loyola Chicago		1	0	
																		129	A	Kent St.		4	1	
																		129	A	Kent St.		3	2	
																		129	N	Kent St.		5	1	
																		130	N	Central Conn. St.		3	5	
																		137	N	Mercer		11	4	
																		141	N	Missouri St.		1	2	
																		144	H	Ohio		8	7	
																		144	H	Ohio		1	0	
																		148	A	Memphis		5	0	
																		159	H	Eastern Ky.		1	2	
																		166	A	Butler		9	0	
																		166	A	Butler		5	1	
				LAST 10 GAMES																				
				30	N	Virginia Tech		0	6	115	N	Western Mich.		3	1	144	H	Ohio		1	0			
				5	A	Tennessee		0	8	129	N	Kent St.		5	1	148	A	Memphis		5	0			
				5	A	Tennessee		1	0	67	N	Ball St.		4	2	159	H	Eastern Ky.		1	2			
				120	N	Central Mich.		4	0	120	N	Central Mich.		0	1	166	A	Butler		9	0			
				120	N	Central Mich.		2	0	204	H	Toledo		9	1	166	A	Butler		5	1			

Non-Div. I Games:

Miami (OH)

RPI	S	Opponent	Score	
167	H	Eastern Mich.	10	0
167	H	Eastern Mich.	8	0
175	H	Akron	5	0
175	H	Akron	4	0
176	N	Western Ill.	2	0
179	A	Northern Ill.	8	5
179	A	Northern Ill.	7	6
192	H	Wright St.	0	1
196	H	Dayton	8	0
196	H	Dayton	9	0
203	A	Buffalo	9	3
203	A	Buffalo	3	0
204	H	Toledo	5	0
204	H	Toledo	9	1
207	N	Southeast Mo. St.	6	2
218	N	Austin Peay	7	3
222	A	Morehead St.	7	5
222	A	Morehead St.	5	2
258	H	Niagara	10	0

Miami (OH)

M
i
a
m
i
(
O
H
)

M
i
a
m
i
(
O
H
)

[illegible]

Non-Div. I Games:

Marshall

[illegible]

Non-Div. I Games:

Radford

RPI	S	Opponent	Score	
202	H	Winthrop	8	0
215	N	Marist	5	1
223	A	Liberty	6	3
223	H	Liberty	9	1
223	H	Liberty	4	3
247	H	Presbyterian	0	4
247	H	Presbyterian	4	2
247	H	Presbyterian	7	2

Radford

R
a
d
f
o
r
d

R
a
d
f
o
r
d

Average RPI Win:		145	WON-LOST		WINNING		LAST 10		STRENGTH OF		OPP. STRENGTH		TEAM	ADJ		CONF.	ADJ CONF.	
Average RPI Loss:		48	RECORD		PCT. RANK		GAMES		SCHEDULE		OF SCHEDULE		RPI	RPI		RPI	RPI	
DIV. I ONLY			34-20-0		.62963		59		5-5-0		88		56		56		.55702	
DIV. I NON-CONF.			26-16-0		.61905		74		0-3-0		97		48		68		.54986	
TOTALS		RPI 1-25		RPI 26-50		W-L RECORDS		RPI 51-100		RPI 101-150		RPI 150+						
34-20-0		0-13-0		3-1-0		OVERALL		4-1-0		14-3-0		13-2-0						
13-4-0		0-3-0		0-0-0		HOME		3-1-0		4-0-0		6-0-0						
8-9-0		0-6-0		2-1-0		AWAY		0-0-0		5-2-0		1-0-0						
13-7-0		0-4-0		1-0-0		NEUTRAL		1-0-0		5-1-0		6-2-0						
26-16-0		0-13-0		1-0-0		NON-CONFERENCE		2-0-0		10-1-0		13-2-0						
8-3-0		0-3-0		0-0-0		HOME		1-0-0		1-0-0		6-0-0						
5-6-0		0-6-0		0-0-		AWAY		0-0-0		4-0-0		1-0-0						
13-7-0		0-4-0		1-0-0		NEUTRAL		1-0-0		5-1-0		6-2-0						
8-4-0		0-0-0		2-1-0		CONFERENCE		2-1-0		4-2-0		0-0-0						
5-1-0		0-0-0		0-0-0		HOME		2-1-0		3-0-0		0-0-0						
3-3-0		0-0-0		2-1-0		AWAY		0-0-0		1-2-0		0-0-0						
0-0-0		0-0-0		0-0-0		NEUTRAL		0-0-0		0-0-0		0-0-0						
RPI	S	Opponent		Score		RPI	S	Opponent		Score		RPI	S	Opponent		Score		
3	A	Arizona St.		0	4	29	N	Notre Dame		3	1	68	H	Minnesota		2	1	
4	N	Oklahoma		0	9	41	A	San Diego St.		4	3	73	N	North Dakota St.		7	4	
6	A	Oregon		1	4	41	A	San Diego St.		1	7	100	H	New Mexico		8	6	
6	A	Oregon		6	14	41	A	San Diego St.		6	1	100	H	New Mexico		5	6	
6	A	Oregon		4	6							105	N	UC Santa Barbara		7	1	
7	N	Florida		0	3							106	H	UNLV		7	5	
10	H	Texas A&M		4	5							106	H	UNLV		3	2	
10	H	Texas A&M		8	10							106	H	UNLV		5	4	
10	H	Texas A&M		2	9							119	N	Loyola Marymount		3	0	
14	A	Missouri		0	8							119	N	Loyola Marymount		9	10	
14	A	Missouri		0	8							121	A	Portland St.		3	2	
16	N	UCLA		1	4							121	A	Portland St.		4	0	
18	N	Washington		4	7							121	H	Portland St.		6	5	
												122	A	San Diego		4	0	
												133	A	UC Davis		3	0	
												135	N	Creighton		6	3	
												142	N	Nevada		7	3	
												142	N	Nevada		4	0	
												168	H	UTSA		5	3	
												179	N	Northern Ill.		4	3	
												179	N	Northern Ill.		1	5	
												182	H	Utah St.		7	1	
												189	N	Cal Poly		7	1	
												199	N	Cal St. Fullerton		1	2	
												201	N	Wichita St.		5	4	
												210	H	Weber St.		7	2	
												210	H	Weber St.		2	1	
												212	N	Cal St. Northridge		5	3	
LAST 10 GAMES																		

Non-Div. I Games:

Boise St.

Boise St.

Through Games Of June 6, 2012 (FINAL)

RPI	S	Opponent	Score	
230	H	Seattle	8	3
230	H	Seattle	9	0
233	A	Idaho St.	7	6
279	N	Howard	16	1
283	N	Alcorn St.	4	0

Boise St.

B
o
i
s
e
s
t
.

B
o
i
s
e
s
t
.

P
u
r
d
u
e

Purdue				Through Games Of June 6, 2012 (FINAL)									
Average RPI Win:		120	WON-LOST RECORD	WINNING PCT. RANK	LAST 10 GAMES	STRENGTH OF SCHEDULE	OPP. STRENGTH OF SCHEDULE	TEAM RPI	ADJ RPI	CONF. RPI	ADJ CONF. RPI		
DIV. I ONLY			31-22-0	.58491 86	3-7-0	55	67	55	.5569 58	6	6		
DIV. I NON-CONF.			18-12-0	.6 79	0-1-0	32	88	45	.57073 50	5	5		
TOTALS		RPI 1-25	RPI 26-50		W-L RECORDS	RPI 51-100		RPI 101-150		RPI 150+			
31-22-0		0-6-0	2-3-0		OVERALL	13-10-0		6-3-0		10-0-0			
11-3-0		0-0-0	0-1-0		HOME	4-1-0		3-1-0		4-0-0			
9-12-0		0-3-0	1-0-0		AWAY	7-9-0		0-0-0		1-0-0			
11-7-0		0-3-0	1-2-0		NEUTRAL	2-0-0		3-2-0		5-0-0			
18-12-0		0-3-0	2-3-0		NON-CONFERENCE	6-3-0		3-3-0		7-0-0			
1-2-0		0-0-0	0-1-0		HOME	0-0-0		0-1-0		1-0-0			
6-3-0		0-0-0	1-0-		AWAY	4-3-0		0-0-0		1-0-0			
11-7-0		0-3-0	1-2-0		NEUTRAL	2-0-0		3-2-0		5-0-0			
13-10-0		0-3-0	0-0-0		CONFERENCE	7-7-0		3-0-0		3-0-0			
10-1-0		0-0-0	0-0-0		HOME	4-1-0		3-0-0		3-0-0			
3-9-0		0-3-0	0-0-0		AWAY	3-6-0		0-0-0		0-0-0			
0-0-0		0-0-0	0-0-0		NEUTRAL	0-0-0		0-0-0		0-0-0			
RPI S	Opponent	Score		RPI S	Opponent	Score		RPI S	Opponent	Score			
2 N	California	1	9	29 H	Notre Dame	6	8	53 H	Wisconsin	7	2		
6 N	Oregon	1	9	32 N	BYU	1	14	53 H	Wisconsin	1	7		
6 N	Oregon	1	8	36 N	South Ala.	5	7	53 H	Wisconsin	6	5		
21 A	Michigan	0	8	41 A	San Diego St.	6	5	59 A	Illinois	4	2		
21 A	Michigan	1	2	41 N	San Diego St.	2	1	59 A	Illinois	6	8		
21 A	Michigan	5	8					59 A	Illinois	1	3		
								60 A	Fresno St.	2	5		
								60 A	Fresno St.	1	6		
								62 A	Chattanooga	6	0		
								65 N	Troy	10	4		
								67 A	Ball St.	7	9		
								67 A	Ball St.	8	6		
								68 A	Minnesota	2	5		
								68 A	Minnesota	3	5		
								68 A	Minnesota	12	2		
								83 A	Valparaiso	4	3		
								89 H	Ohio St.	8	3		
								89 H	Ohio St.	2	1		
								90 A	Indiana	2	3		
								90 A	Indiana	11	2		
				LAST 10 GAMES									
				21 A Michigan				0 8					
				21 A Michigan				5 8					
				21 A Michigan				1 2					
				68 A Minnesota				12 2					
				68 A Minnesota				2 5					

P
u
r
d
u
e

Non-Div. I Games:

Purdue

RPI	S	Opponent	Score
90	A	Indiana	5 9
97	N	North Carolina St.	7 5
100	A	New Mexico	10 6

68	A	Minnesota	3 5
53	H	Wisconsin	6 5
53	H	Wisconsin	1 7
53	H	Wisconsin	7 2
128	H	Loyola Chicago	1 3

Average RPI Win:	96	WON-LOST	WINNING	LAST 10	STRENGTH OF	OPP. STRENGTH	TEAM	ADJ	CONF.	ADJ CONF.					
Average RPI Loss:	59	RECORD	PCT. RANK	GAMES	SCHEDULE	OF SCHEDULE	RPI	RPI	RPI	RPI					
DIV. I ONLY		27-26-0	.50943	130	6-4-0	41	36	68	.5561	59	6	6			
DIV. I NON-CONF.		16-12-0	.57143	93	1-0-0	33	38	52	.57157	49	5	5			
<hr/>															
TOTALS	RPI 1-25	RPI 26-50		W-L RECORDS		RPI 51-100		RPI 101-150		RPI 150+					
27-26-0	2-4-0	5-7-0		OVERALL		8-13-0		5-0-0		7-2-0					
11-5-0	0-0-0	0-1-0		HOME		6-4-0		3-0-0		2-0-0					
4-12-0	2-1-0	0-4-0		AWAY		0-7-0		1-0-0		1-0-0					
12-9-0	0-3-0	5-2-0		NEUTRAL		2-2-0		1-0-0		4-2-0					
<hr/>															
16-12-0	0-3-0	5-4-0		NON-CONFERENCE		3-3-0		2-0-0		6-2-0					
3-1-0	0-0-0	0-1-0		HOME		1-0-0		0-0-0		2-0-0					
2-2-0	0-0-0	0-0-		AWAY		0-1-0		1-0-0		1-0-0					
11-9-0	0-3-0	5-2-0		NEUTRAL		2-2-0		1-0-0		3-2-0					
<hr/>															
11-14-0	2-1-0	0-3-0		CONFERENCE		5-10-0		3-0-0		1-0-0					
8-4-0	0-0-0	0-0-0		HOME		5-4-0		3-0-0		0-0-0					
2-10-0	2-1-0	0-3-0		AWAY		0-6-0		0-0-0		0-0-0					
1-0-0	0-0-0	0-0-0		NEUTRAL		0-0-0		0-0-0		1-0-0					
<hr/>															
RPI S	Opponent	Score		RPI S	Opponent	Score		RPI S	Opponent	Score		RPI S	Opponent	Score	
5 N	Tennessee	7	10	26 A	DePaul	0	3	52 N	Maryland	0	5	103 H	Penn St.	4	2
12 N	Louisville	3	8	37 N	Massachusetts	7	2	53 H	Wisconsin	7	10	103 H	Penn St.	6	3
15 N	South Fla.	0	8	37 N	Massachusetts	4	2	53 H	Wisconsin	0	8	103 H	Penn St.	3	2
21 A	Michigan	5	1	37 N	Massachusetts	1	4	53 H	Wisconsin	8	7	106 A	UNLV	3	2
21 A	Michigan	1	2	40 N	Hofstra	2	0	58 H	Purdue	8	6	110 N	New Mexico St.	4	3
21 A	Michigan	2	0	44 N	UAB	1	0	58 H	Purdue	2	4	156 N	Fla. Atlantic	5	8
				47 N	Boston U.	1	8	58 H	Purdue	3	1	156 N	Fla. Atlantic	7	6
				47 N	Boston U.	5	4	62 N	Chattanooga	4	0	164 A	Eastern Ill.	4	1
				48 H	Illinois St.	0	1	63 A	FIU	0	8	169 N	Seton Hall	0	1
				49 A	Northwestern	2	10	64 A	Nebraska	1	5	176 H	Western Ill.	5	1
				49 A	Northwestern	2	3	64 A	Nebraska	1	4	193 N	Michigan St.	8	0
				49 A	Northwestern	3	7	64 A	Nebraska	0	11	195 N	Providence	3	1
								66 N	Pittsburgh	1	0	202 N	Winthrop	3	2
								66 N	Pittsburgh	1	2	224 H	Indiana St.	7	2
								68 H	Minnesota	4	14				
								68 H	Minnesota	4	3				
								68 H	Minnesota	2	0				
								77 H	Southern Ill.	3	2				
								80 A	Iowa	1	9				
								80 A	Iowa	1	5				
				LAST 10 GAMES											
				49 A	Northwestern	2	10								
				49 A	Northwestern	3	7								
				49 A	Northwestern	2	3								
				103 H	Penn St.	3	2								
				103 H	Penn St.	6	3								

Non-Div. I Games:

Illinois

RPI	S	Opponent	Score
80	A	Iowa	0 1
103	H	Penn St.	4 2
77	H	Southern Ill.	3 2
21	A	Michigan	2 0
21	A	Michigan	1 2
21	A	Michigan	5 1

Average RPI Win:		127	WON-LOST RECORD		WINNING PCT. RANK	LAST 10 GAMES	STRENGTH OF SCHEDULE		OPP. STRENGTH OF SCHEDULE	TEAM RPI	ADJ RPI	CONF. RPI	ADJ CONF. RPI		
Average RPI Loss:		81	36-23-0		.61017	74	5-5-0		93	60	63	.55543	60	9	10
DIV. I ONLY			20-15-0		.57143	93	0-0-0		116	40	86	.53583	86	10	10
DIV. I NON-CONF.															
TOTALS		RPI 1-25	RPI 26-50		W-L RECORDS		RPI 51-100		RPI 101-150		RPI 150+				
36-23-0		2-8-0	3-2-0		OVERALL		8-3-0		7-6-0		16-4-0				
24-8-0		0-2-0	2-0-0		HOME		5-0-0		4-4-0		13-2-0				
3-5-0		0-3-0	0-0-0		AWAY		1-1-0		2-1-0		0-0-0				
9-10-0		2-3-0	1-2-0		NEUTRAL		2-2-0		1-1-0		3-2-0				
20-15-0		1-5-0	1-1-0		NON-CONFERENCE		6-2-0		2-5-0		10-2-0				
14-7-0		0-2-0	0-0-0		HOME		5-0-0		1-4-0		8-1-0				
0-0-0		0-0-0	0-0-		AWAY		0-0-0		0-0-0		0-0-0				
6-8-0		1-3-0	1-1-0		NEUTRAL		1-2-0		1-1-0		2-1-0				
16-8-0		1-3-0	2-1-0		CONFERENCE		2-1-0		5-1-0		6-2-0				
10-1-0		0-0-0	2-0-0		HOME		0-0-0		3-0-0		5-1-0				
3-5-0		0-3-0	0-0-0		AWAY		1-1-0		2-1-0		0-0-0				
3-2-0		1-0-0	0-1-0		NEUTRAL		1-0-0		0-0-0		1-1-0				
RPI S	Opponent	Score	RPI S	Opponent	Score	RPI S	Opponent	Score	RPI S	Opponent	Score	RPI S	Opponent	Score	
2 H	California	5 8	26 N	DePaul	0 4	58 H	Purdue	6 1	105 H	UC Santa Barbara	2 1				
3 N	Arizona St.	0 4	32 H	BYU	3 1	58 H	Purdue	5 2	106 H	UNLV	5 8				
6 H	Oregon	4 5	32 H	BYU	10 9	61 N	Virginia	1 0	106 H	UNLV	2 12				
9 N	La.-Lafayette	1 9	32 N	BYU	3 8	73 H	North Dakota St.	1 0	108 H	Long Beach St.	1 4				
11 N	Arizona	0 9	41 N	San Diego St.	4 1	80 N	Iowa	1 7	110 H	New Mexico St.	1 0				
16 N	UCLA	6 3				89 N	Ohio St.	0 3	110 H	New Mexico St.	2 1				
23 A	Hawaii	3 11				94 H	Connecticut	6 1	110 H	New Mexico St.	3 1				
23 A	Hawaii	0 1				94 H	Connecticut	8 3	122 N	San Diego	4 6				
23 A	Hawaii	0 2				98 A	San Jose St.	1 0	123 N	Iowa St.	3 0				
23 N	Hawaii	9 7				98 A	San Jose St.	1 2	132 H	Sacramento St.	1 2				
						98 N	San Jose St.	4 3	142 A	Nevada	3 0				
									142 A	Nevada	3 4				
									142 A	Nevada	7 3				
									151 N	Charlotte	5 1				
									155 H	Louisiana Tech	4 6				
									155 H	Louisiana Tech	4 0				
									155 H	Louisiana Tech	4 0				
									155 N	Louisiana Tech	7 17				
									155 N	Louisiana Tech	11 2				
									166 H	Butler	9 1				
									166 H	Butler	12 1				
									171 N	Saint Joseph's	3 0				
									182 H	Utah St.	4 0				
									182 H	Utah St.	8 0				
									182 H	Utah St.	5 2				
									183 H	UC Riverside	7 3				
									189 H	Cal Poly	3 4				
			LAST 10 GAMES												
			32 N	BYU	3 8	155 H	Louisiana Tech	4 6							
			23 N	Hawaii	9 7	155 H	Louisiana Tech	4 0							
			155 N	Louisiana Tech	11 2	155 H	Louisiana Tech	4 0							
			98 N	San Jose St.	4 3	23 A	Hawaii	0 2							
			155 N	Louisiana Tech	7 17	23 A	Hawaii	0 1							

Non-Div. I Games:

Fresno St.

**F
r
e
s
n
o
s
t
.**

**F
r
e
s
n
o
s
t
.**

Fresno St.

Average RPI Win:	131	WON-LOST RECORD	WINNING PCT. RANK	LAST 10 GAMES	STRENGTH OF SCHEDULE	OPP. STRENGTH OF SCHEDULE	TEAM RPI	ADJ RPI	CONF. RPI	ADJ CONF. RPI				
DIV. I ONLY		26-25-0	.5098	129	6-4-0	38	45	66	.55526	61	4	4		
DIV. I NON-CONF.		18-11-0	.62069	73	3-0-0	73	92	63	.55338	63	4	4		
<hr/>														
TOTALS	RPI 1-25	RPI 26-50		W-L RECORDS		RPI 51-100		RPI 101-150		RPI 150+				
26-25-0	3-9-0	2-5-0		OVERALL		5-8-0		7-3-0		9-0-0				
10-8-0	0-3-0	0-3-0		HOME		3-2-0		1-0-0		6-0-0				
9-7-0	3-0-0	1-2-0		AWAY		1-3-0		4-2-0		0-0-0				
7-10-0	0-6-0	1-0-0		NEUTRAL		1-3-0		2-1-0		3-0-0				
18-11-0	0-5-0	1-0-0		NON-CONFERENCE		3-4-0		5-2-0		9-0-0				
8-1-0	0-0-0	0-0-0		HOME		1-1-0		1-0-0		6-0-0				
3-1-0	0-0-0	0-0-		AWAY		1-0-0		2-1-0		0-0-0				
7-9-0	0-5-0	1-0-0		NEUTRAL		1-3-0		2-1-0		3-0-0				
8-14-0	3-4-0	1-5-0		CONFERENCE		2-4-0		2-1-0		0-0-0				
2-7-0	0-3-0	0-3-0		HOME		2-1-0		0-0-0		0-0-0				
6-6-0	3-0-0	1-2-0		AWAY		0-3-0		2-1-0		0-0-0				
0-1-0	0-1-0	0-0-0		NEUTRAL		0-0-0		0-0-0		0-0-0				
<hr/>														
RPI	S	Opponent	Score		RPI	S	Opponent	Score		RPI	S	Opponent	Score	
4	N	Oklahoma	1	9	28	H	North Carolina	6	7	52	A	Maryland	0	8
6	N	Oregon	2	6	28	H	North Carolina	0	2	52	A	Maryland	5	6
12	N	Louisville	1	2	28	H	North Carolina	2	3	52	A	Maryland	1	3
19	H	Florida St.	0	5	30	A	Virginia Tech	3	4	56	H	Radford	1	12
19	H	Florida St.	0	2	30	A	Virginia Tech	2	4	56	H	Radford	7	1
19	H	Florida St.	1	3	30	A	Virginia Tech	1	0	60	N	Fresno St.	0	1
21	N	Michigan	1	7	40	N	Hofstra	7	2	80	N	Iowa	0	2
22	N	Syracuse	1	3						86	A	East Carolina	3	1
25	A	Georgia Tech	3	1						93	N	Fordham	6	4
25	A	Georgia Tech	13	2						93	N	Fordham	1	2
25	A	Georgia Tech	3	1						97	H	North Carolina St.	2	0
25	N	Georgia Tech	4	6						97	H	North Carolina St.	5	1
										97	H	North Carolina St.	4	14
	</													

Non-Div. I Games:

Virginia

Average RPI Win:		172	WON-LOST RECORD		WINNING PCT. RANK	LAST 10 GAMES		STRENGTH OF SCHEDULE		OPP. STRENGTH OF SCHEDULE	TEAM RPI	ADJ RPI	CONF. RPI	ADJ CONF. RPI			
Average RPI Loss:		64															
DIV. I ONLY			39-16-0		.70909	29	8-2-0		126	123	57	.55482	62	15	15		
DIV. I NON-CONF.			17-12-0		.58621	86	0-0-0		133	105	91	.52826	92	15	15		
TOTALS		RPI 1-25		RPI 26-50		W-L RECORDS		RPI 51-100		RPI 101-150		RPI 150+					
39-16-0		0-1-0		2-4-0		OVERALL		4-9-0		4-1-0		29-1-0					
20-2-0		0-0-0		1-1-0		HOME		2-1-0		3-0-0		14-0-0					
8-5-0		0-1-0		0-0-0		AWAY		1-4-0		0-0-0		7-0-0					
11-9-0		0-0-0		1-3-0		NEUTRAL		1-4-0		1-1-0		8-1-0					
17-12-0		0-1-0		2-4-0		NON-CONFERENCE		3-6-0		0-0-0		12-1-0					
8-2-0		0-0-0		1-1-0		HOME		2-1-0		0-0-0		5-0-0					
0-3-0		0-1-0		0-0-		AWAY		0-2-0		0-0-0		0-0-0					
9-7-0		0-0-0		1-3-0		NEUTRAL		1-3-0		0-0-0		7-1-0					
22-4-0		0-0-0		0-0-0		CONFERENCE		1-3-0		4-1-0		17-0-0					
12-0-0		0-0-0		0-0-0		HOME		0-0-0		3-0-0		9-0-0					
8-2-0		0-0-0		0-0-0		AWAY		1-2-0		0-0-0		7-0-0					
2-2-0		0-0-0		0-0-0		NEUTRAL		0-1-0		1-1-0		1-0-0					
RPI	S	Opponent		Score		RPI	S	Opponent		Score		RPI	S	Opponent		Score	
19	A	Florida St.		0	1	28	N	North Carolina		0	10	51	A	Ga. Southern		2	6
						37	N	Massachusetts		11	12	51	A	Ga. Southern		9	4
						44	H	UAB		3	6	51	A	Ga. Southern		0	2
						44	H	UAB		9	8	51	N	Ga. Southern		2	5
						45	N	UCF		2	6	55	H	Marshall		4	1
						49	N	Northwestern		6	2	58	H	Purdue		0	6
												59	N	Illinois		0	4
												65	N	Troy		8	9
												65	N	Troy		0	6
												76	A	Georgia St.		1	5
												83	H	Valparaiso		7	0
												92	A	Ole Miss		6	9
												92	N	Ole Miss		5	3

Non-Div. I Games:

Chattanooga

RPI	S	Opponent	Score	
221	A	Samford	14	0
221	A	Samford	9	0
221	A	Samford	15	5
225	H	East Tenn. St.	6	1
226	N	IUPUI	13	5
236	N	Canisius	8	0
258	H	Niagara	5	3
264	N	Hartford	11	1

Chattanooga

C
h
a
t
t
a
n
o
o
g
a

C
h
a
t
t
a
n
o
o
g
a

Average RPI Win:		115	WON-LOST		WINNING		LAST 10		STRENGTH OF		OPP. STRENGTH		TEAM	ADJ		CONF.	ADJ CONF.																		
Average RPI Loss:		58	RECORD		PCT. RANK		GAMES		SCHEDULE		OF SCHEDULE		RPI	RPI		RPI	RPI																		
DIV. I ONLY			28-27-0		.50909		133		4-6-0		36		46		64		.55229		63		7		7												
DIV. I NON-CONF.			12-16-0		.42857		169		0-2-0		31		30		88		.53323		87		7		7												
TOTALS		RPI 1-25		RPI 26-50				W-L RECORDS				RPI 51-100				RPI 101-150				RPI 150+															
28-27-0		2-8-0		2-8-0				OVERALL				10-7-0				6-2-0				8-2-0															
17-8-0		1-3-0		1-3-0				HOME				5-1-0				4-0-0				6-1-0															
8-11-0		0-3-0		1-2-0				AWAY				4-4-0				2-1-0				1-1-0															
3-8-0		1-2-0		0-3-0				NEUTRAL				1-2-0				0-1-0				1-0-0															
12-16-0		1-6-0		1-5-0				NON-CONFERENCE				4-2-0				1-1-0				5-2-0															
9-5-0		0-1-0		1-3-0				HOME				3-0-0				1-0-0				4-1-0															
1-5-0		0-3-0		0-0-				AWAY				1-1-0				0-0-0				0-1-0															
2-6-0		1-2-0		0-2-0				NEUTRAL				0-1-0				0-1-0				1-0-0															
16-11-0		1-2-0		1-3-0				CONFERENCE				6-5-0				5-1-0				3-0-0															
8-3-0		1-2-0		0-0-0				HOME				2-1-0				3-0-0				2-0-0															
7-6-0		0-0-0		1-2-0				AWAY				3-3-0				2-1-0				1-0-0															
1-2-0		0-0-0		0-1-0				NEUTRAL				1-1-0				0-0-0				0-0-0															
RPI	S	Opponent		Score		RPI	S	Opponent		Score		RPI	S	Opponent		Score		RPI	S	Opponent		Score													
2	N	California		1	8	26	H	DePaul		3	7	59	H	Illinois		8	0	119	N	Loyola Marymount		0	3												
7	A	Florida		0	9	26	H	DePaul		3	2	65	A	Troy		1	6	131	H	La.-Monroe		8	5												
7	A	Florida		4	7	31	N	Tulsa		1	4	65	A	Troy		6	4	131	H	La.-Monroe		8	0												
7	A	Florida		1	7	33	N	Auburn		1	2	65	A	Troy		5	6	131	H	La.-Monroe		4	0												
9	H	La.-Lafayette		5	10	36	A	South Ala.		3	7	65	N	Troy		4	1	136	H	Villanova		21	2												
9	H	La.-Lafayette		0	6	36	A	South Ala.		1	0	79	A	Western Ky.		6	7	145	A	Middle Tenn.		1	2												
9	H	La.-Lafayette		2	1	36	A	South Ala.		0	2	79	A	Western Ky.		9	6	145	A	Middle Tenn.		2	0												
12	H	Louisville		2	4	36	N	South Ala.		1	9	79	A	Western Ky.		4	1	145	A	Middle Tenn.		3	1												
20	N	Stanford		0	10	37	H	Massachusetts		1	3	81	A	Jacksonville		0	7	156	A	Fla. Atlantic		6	3												
24	N	Oregon St.		4	1	44	H	UAB		4	6	81	A	Jacksonville		6	2	156	H	Fla. Atlantic		2	0												
												81	H	Jacksonville		3	1	156	H	Fla. Atlantic		2	0												
												84	H	North Texas		5	1	178	H	Ill.-Chicago		5	4												
												84	H	North Texas		4	9	193	H	Michigan St.		2	8												
												84	H	North Texas		6	5	195	H	Providence		8	0												
												84	N	North Texas		0	8	197	N	Florida A&M		5	1												
												90	N	Indiana		5	7	199	A	Cal St. Fullerton		2	6												
												99	H	South Carolina		3	1	251	H	Delaware		8	0												
																		251	H	Delaware		14	1												
LAST 10 GAMES																																			
84 N North Texas						0						8						36 A South Ala.						3						7					
36 N South Ala.						1						9						36 A South Ala.						0						2					
65 N Troy						4						1						36 A South Ala.						1						0					
156 H Fla. Atlantic						2						0						7 A Florida						1						7					
156 A Fla. Atlantic						6						3						7 A Florida						0						9					

Non-Div. I Games:

FIU

Average RPI Win:		130	WON-LOST RECORD		WINNING PCT. RANK		LAST 10 GAMES		STRENGTH OF SCHEDULE		OPP. STRENGTH OF SCHEDULE		TEAM RPI		ADJ RPI		CONF. RPI		ADJ CONF. RPI					
DIV. I ONLY			33-22-0		.6		80		4-6-0		90		55		65		.55204		64		6		6	
DIV. I NON-CONF.			19-13-0		.59375		83		0-1-0		99		52		73		.5478		70		5		5	
TOTALS		RPI 1-25		RPI 26-50		W-L RECORDS		RPI 51-100		RPI 101-150		RPI 150+												
33-22-0		2-8-0		4-3-0		OVERALL		9-9-0		6-1-0		12-1-0												
15-1-0		0-0-0		3-0-0		HOME		5-1-0		1-0-0		6-0-0												
7-12-0		0-2-0		0-1-0		AWAY		4-8-0		2-1-0		1-0-0												
11-9-0		2-6-0		1-2-0		NEUTRAL		0-0-0		3-0-0		5-1-0												
19-13-0		2-8-0		1-3-0		NON-CONFERENCE		0-0-0		6-1-0		10-1-0												
5-0-0		0-0-0		0-0-0		HOME		0-0-0		1-0-0		4-0-0												
3-4-0		0-2-0		0-0-		AWAY		0-0-0		2-1-0		1-0-0												
11-9-0		2-6-0		1-2-0		NEUTRAL		0-0-0		3-0-0		5-1-0												
14-9-0		0-0-0		3-0-0		CONFERENCE		9-9-0		0-0-0		2-0-0												
10-1-0		0-0-0		3-0-0		HOME		5-1-0		0-0-0		2-0-0												
4-8-0		0-0-0		0-0-0		AWAY		4-8-0		0-0-0		0-0-0												
0-0-0		0-0-0		0-0-0		NEUTRAL		0-0-0		0-0-0		0-0-0												
RPI	S	Opponent		Score		RPI	S	Opponent		Score		RPI	S	Opponent		Score								
6	N	Oregon		2	4	38	A	Oklahoma St.		0	2	53	H	Wisconsin		1	3							
8	N	Texas		0	3	43	N	Texas St.		1	5	53	H	Wisconsin		6	4							
10	A	Texas A&M		0	6	43	N	Texas St.		1	2	53	H	Wisconsin		4	1							
10	A	Texas A&M		1	4	46	N	Houston		2	0	59	H	Illinois		11	0							
11	N	Arizona		11	10	49	H	Northwestern		8	1	59	H	Illinois		5	1							
14	N	Missouri		6	4	49	H	Northwestern		9	6	59	H	Illinois		4	1							
18	N	Washington		3	6	49	H	Northwestern		7	6	68	A	Minnesota		5	4							
18	N	Washington		0	4							68	A	Minnesota		5	8							
24	N	Oregon St.		3	11							68	A	Minnesota		7	13							
25	N	Georgia Tech		5	6							80	A	Iowa		7	4							
												80	A	Iowa		6	7							
												80	A	Iowa		4	6							
												89	A	Ohio St.		0	4							
												89	A	Ohio St.		11	2							
												89	A	Ohio St.		3	2							
												90	A	Indiana		2	4							
												90	A	Indiana		2	6							
												90	A	Indiana		2	4							
LAST 10 GAMES																								
						53	H	Wisconsin		4	1	90	A	Indiana		2	6							
						53	H	Wisconsin		6	4	193	H	Michigan St.		5	3							
						53	H	Wisconsin		1	3	193	H	Michigan St.		3	0							
						90	A	Indiana		2	4	135	A	Creighton		1	2							
						90	A	Indiana		2	4	89	A	Ohio St.		0	4							

Non-Div. I Games:

Nebraska

Average RPI Win: 129		WON-LOST RECORD		WINNING PCT. RANK		LAST 10 GAMES		STRENGTH OF SCHEDULE		OPP. STRENGTH OF SCHEDULE		TEAM RPI		ADJ RPI		CONF. RPI		ADJ CONF. RPI	
DIV. I ONLY		31-24-0		.56364 101		2-8-0		64		68		71		.55169 65		7		7	
DIV. I NON-CONF.		21-8-0		.72414 36		0-1-0		50		94		27		.59261 30		7		7	
TOTALS		RPI 1-25		RPI 26-50		W-L RECORDS		RPI 51-100		RPI 101-150		RPI 150+							
31-24-0		2-6-0		2-4-0		OVERALL		9-9-0		5-4-0		13-1-0							
11-9-0		2-3-0		1-1-0		HOME		4-5-0		3-0-0		1-0-0							
6-11-0		0-3-0		0-3-0		AWAY		2-2-0		1-2-0		3-1-0							
14-4-0		0-0-0		1-0-0		NEUTRAL		3-2-0		1-2-0		9-0-0							
21-8-0		1-4-0		2-1-0		NON-CONFERENCE		6-2-0		1-1-0		11-0-0							
5-2-0		1-1-0		1-0-0		HOME		2-1-0		0-0-0		1-0-0							
2-4-0		0-3-0		0-0-		AWAY		1-0-0		0-0-0		1-0-0							
14-2-0		0-0-0		1-0-0		NEUTRAL		3-1-0		1-1-0		9-0-0							
10-16-0		1-2-0		0-3-0		CONFERENCE		3-7-0		4-3-0		2-1-0							
6-7-0		1-2-0		0-1-0		HOME		2-4-0		3-0-0		0-0-0							
4-7-0		0-0-0		0-2-0		AWAY		1-2-0		1-2-0		2-1-0							
0-2-0		0-0-0		0-0-0		NEUTRAL		0-1-0		0-1-0		0-0-0							
RPI	S	Opponent		Score		RPI	S	Opponent		Score		RPI	S	Opponent		Score			
1	A	Alabama	0	12	33	H	Auburn	7	1	58	N	Purdue	4	10	131	A	La.-Monroe	3	5
9	H	La.-Lafayette	9	4	36	A	South Ala.	2	3	62	N	Chattanooga	9	8	131	A	La.-Monroe	1	2
9	H	La.-Lafayette	1	9	36	A	South Ala.	2	5	62	N	Chattanooga	6	0	131	A	La.-Monroe	4	3
9	H	La.-Lafayette	1	9	36	H	South Ala.	3	6	63	H	FIU	6	1	131	N	La.-Monroe	4	10
14	H	Missouri	0	4	44	A	UAB	0	1	63	H	FIU	4	6	145	H	Middle Tenn.	6	5
17	A	LSU	0	1	50	N	Kansas	8	7	63	H	FIU	6	5	145	H	Middle Tenn.	8	3
17	A	LSU	3	6						63	N	FIU	1	4	145	H	Middle Tenn.	5	4
19	H	Florida St.	4	3						67	H	Ball St.	7	4	147	N	Mississippi Val.	4	3
										67	N	Ball St.	9	4	147	N	Mississippi Val.	1	2
										75	H	Kennesaw St.	8	0	156	A	Fla. Atlantic	5	1
										75	H	Kennesaw St.	0	1	156	A	Fla. Atlantic	2	6
										79	A	Western Ky.	0	2	156	A	Fla. Atlantic	5	4
										79	A	Western Ky.	0	8	159	H	Eastern Ky.	5	4
										79	A	Western Ky.	9	1	163	N	Tennessee Tech	3	2
										84	H	North Texas	3	4	175	N	Akron	9	2
										84	H	North Texas	0	3	179	N	Northern Ill.	10	2
										84	H	North Texas	1	4	197	A	Florida A&M	4	2
										92	A	Ole Miss	5	1	216	N	Belmont	8	0
															216	N	Belmont	10	2
															225	N	East Tenn. St.	12	9
															227	N	Nicholls St.	3	0
															240	N	Jackson St.	9	0
															245	N	Cleveland St.	6	5
LAST 10 GAMES																			
131 N La.-Monroe						4 10						84 H North Texas 1 4							
63 N FIU						1 4						84 H North Texas 0 3							
36 A South Ala.						2 5						1 A Alabama 0 12							
36 A South Ala.						2 3						145 H Middle Tenn. 6 5							
84 H North Texas						3 4						145 H Middle Tenn. 8 3							

Non-Div. I Games:

Troy

Average RPI Win:		129	WON-LOST RECORD		WINNING PCT. RANK		LAST 10 GAMES		STRENGTH OF SCHEDULE		OPP. STRENGTH OF SCHEDULE		TEAM RPI		ADJ RPI		CONF. RPI		ADJ CONF. RPI				
DIV. I ONLY			26-26-0		.5 138		3-7-0		32		50		60		.55088 66		5 5						
DIV. I NON-CONF.			18-12-0		.6 79		1-1-0		62		66		61		.55665 60		6 6						
TOTALS		RPI 1-25		RPI 26-50		W-L RECORDS		RPI 51-100		RPI 101-150		RPI 150+											
26-26-0		0-12-0		3-6-0		OVERALL		6-3-0		7-3-0		10-2-0											
7-10-0		0-3-0		0-3-0		HOME		2-1-0		2-2-0		3-1-0											
6-10-0		0-6-0		1-2-0		AWAY		1-0-0		1-1-0		3-1-0											
13-6-0		0-3-0		2-1-0		NEUTRAL		3-2-0		4-0-0		4-0-0											
18-12-0		0-4-0		2-1-0		NON-CONFERENCE		4-2-0		7-3-0		5-2-0											
3-3-0		0-0-0		0-0-0		HOME		0-0-0		2-2-0		1-1-0											
2-3-0		0-1-0		0-0-		AWAY		1-0-0		1-1-0		0-1-0											
13-6-0		0-3-0		2-1-0		NEUTRAL		3-2-0		4-0-0		4-0-0											
8-14-0		0-8-0		1-5-0		CONFERENCE		2-1-0		0-0-0		5-0-0											
4-7-0		0-3-0		0-3-0		HOME		2-1-0		0-0-0		2-0-0											
4-7-0		0-5-0		1-2-0		AWAY		0-0-0		0-0-0		3-0-0											
0-0-0		0-0-0		0-0-0		NEUTRAL		0-0-0		0-0-0		0-0-0											
RPI	S	Opponent		Score		RPI	S	Opponent		Score		RPI	S	Opponent		Score							
6	N	Oregon		2	3	26	A	DePaul		6	3	59	N	Illinois		2	1	103	A	Penn St.		7	2
8	A	Texas		2	7	26	A	DePaul		0	1	59	N	Illinois		0	1	103	A	Penn St.		0	4
12	A	Louisville		3	4	26	A	DePaul		1	2	89	N	Ohio St.		4	0	106	N	UNLV		3	2
12	A	Louisville		1	2	29	H	Notre Dame		0	5	93	N	Fordham		1	0	116	H	Robert Morris		4	5
12	A	Louisville		1	3	29	H	Notre Dame		0	4	93	N	Fordham		4	5	116	H	Robert Morris		3	1
15	H	South Fla.		0	5	29	H	Notre Dame		1	9	94	H	Connecticut		6	0	126	N	Lehigh		4	2
15	H	South Fla.		0	4	30	N	Virginia Tech		0	1	94	H	Connecticut		5	10	126	N	Lehigh		6	5
15	H	South Fla.		2	3	40	N	Hofstra		6	1	94	H	Connecticut		1	0	129	H	Kent St.		5	8
16	N	UCLA		3	5	48	N	Illinois St.		8	0	97	A	North Carolina St.		5	2	129	H	Kent St.		6	0
22	A	Syracuse		1	4											129	N	Kent St.		5	2		
22	A	Syracuse		0	8											153	A	James Madison		1	2		
24	N	Oregon St.		2	3											159	N	Eastern Ky.		3	1		
															182	N	Utah St.		8	0			
															186	H	Georgetown		2	1			
															186	H	Georgetown		11	0			
															190	N	George Washington		9	7			
															190	N	George Washington		8	5			
															195	A	Providence		5	4			
															195	A	Providence		2	1			
															195	A	Providence		6	2			
															206	H	Saint Francis (PA)		3	0			

Non-Div. I Games:

Pittsburgh

Average RPI Win: 153		WON-LOST	WINNING	LAST 10	STRENGTH OF		OPP. STRENGTH	TEAM	ADJ		CONF.	ADJ CONF.			
Average RPI Loss: 96		RECORD	PCT. RANK	GAMES	SCHEDULE		OF SCHEDULE	RPI	RPI		RPI	RPI			
DIV. I ONLY		40-15-0	.72727	22	8-2-0		159	106	59	.55004	67	12	12		
DIV. I NON-CONF.		22-10-0	.6875	47	0-0-0		188	111	80	.5378	82	13	13		
TOTALS		RPI 1-25	RPI 26-50		W-L RECORDS		RPI 51-100		RPI 101-150		RPI 150+				
40-15-0		0-1-0	0-1-0		OVERALL		7-5-0		12-6-0		21-2-0				
13-2-0		0-0-0	0-0-0		HOME		2-1-0		5-1-0		6-0-0				
12-3-0		0-0-0	0-0-0		AWAY		4-1-0		2-1-0		6-1-0				
15-10-0		0-1-0	0-1-0		NEUTRAL		1-3-0		5-4-0		9-1-0				
22-10-0		0-1-0	0-1-0		NON-CONFERENCE		5-4-0		5-3-0		12-1-0				
2-1-0		0-0-0	0-0-0		HOME		2-1-0		0-0-0		0-0-0				
6-1-0		0-0-0	0-0-		AWAY		2-1-0		1-0-0		3-0-0				
14-8-0		0-1-0	0-1-0		NEUTRAL		1-2-0		4-3-0		9-1-0				
18-5-0		0-0-0	0-0-0		CONFERENCE		2-1-0		7-3-0		9-1-0				
11-1-0		0-0-0	0-0-0		HOME		0-0-0		5-1-0		6-0-0				
6-2-0		0-0-0	0-0-0		AWAY		2-0-0		1-1-0		3-1-0				
1-2-0		0-0-0	0-0-0		NEUTRAL		0-1-0		1-1-0		0-0-0				
RPI S	Opponent	Score		RPI S	Opponent	Score		RPI S	Opponent	Score		RPI S	Opponent	Score	
14 N	Missouri	2	3	36 N	South Ala.	0	3	54 A	Miami (OH)	13	12	102 H	Bowling Green	8	5
								54 A	Miami (OH)	9	6	102 H	Bowling Green	6	0
								54 N	Miami (OH)	2	4	102 N	Bowling Green	3	2
								58 H	Purdue	6	8	106 N	UNLV	0	3
								58 H	Purdue	9	7	106 N	UNLV	5	1
								65 A	Troy	4	7	114 N	St. John's (NY)	7	8
								65 N	Troy	4	9	115 N	Western Mich.	1	3
								69 N	Lipscomb	2	0	120 H	Central Mich.	4	0
								69 N	Lipscomb	1	3	120 H	Central Mich.	9	6
								88 A	North Florida	10	2	124 N	LIU Brooklyn	8	1
								88 A	North Florida	9	3	127 A	Stetson	4	1
								90 H	Indiana	12	4	128 N	Loyola Chicago	9	2
												128 N	Loyola Chicago	4	5
												129 A	Kent St.	3	7
												129 A	Kent St.	8	5
												134 N	Temple	8	0
												144 H	Ohio	6	7
												144 H	Ohio	8	5
												163 N	Tennessee Tech	1	2
												167 H	Eastern Mich.	10	7
												167 H	Eastern Mich.	9	5
												175 H	Akron	7	4
												175 H	Akron	11	0
												179 A	Northern Ill.	11	10
												179 A	Northern Ill.	5	12
												187 N	Northern Colo.	9	1
												187 N	Northern Colo.	9	5
LAST 10 GAMES				102 N	Bowling Green	3	2	204 H	Toledo	5	2	175 H	Akron	11	0
				54 N	Miami (OH)	2	4	204 H	Toledo	15	8	179 A	Northern Ill.	11	10
				115 N	Western Mich.	1	3	203 A	Buffalo	13	0	179 A	Northern Ill.	5	12
				102 H	Bowling Green	8	5	203 A	Buffalo	9	5	187 N	Northern Colo.	9	1
				102 H	Bowling Green	6	0	129 A	Kent St.	8	5	187 N	Northern Colo.	9	5

Non-Div. I Games:

Ball St.

**B
a
l
l
s
t
.**

B
a
l
l
s
t
.

Ball St.

Average RPI Win:		112	WON-LOST RECORD		WINNING PCT. RANK		LAST 10 GAMES		STRENGTH OF SCHEDULE		OPP. STRENGTH OF SCHEDULE		TEAM RPI		ADJ RPI		CONF. RPI		ADJ CONF. RPI	
DIV. I ONLY			31-22-0		.58491 86		3-7-0		97		49		77		.54818 68		6		6	
DIV. I NON-CONF.			21-8-0		.72414 36		0-0-0		151		77		58		.56123 57		5		5	
TOTALS		RPI 1-25		RPI 26-50		W-L RECORDS		RPI 51-100		RPI 101-150		RPI 150+								
31-22-0		2-3-0		4-2-0		OVERALL		10-10-0		6-5-0		9-2-0								
10-6-0		2-1-0		0-0-0		HOME		7-4-0		0-0-0		1-1-0								
4-14-0		0-2-0		2-2-0		AWAY		1-6-0		0-4-0		1-0-0								
17-2-0		0-0-0		2-0-0		NEUTRAL		2-0-0		6-1-0		7-1-0								
21-8-0		0-2-0		2-1-0		NON-CONFERENCE		4-1-0		6-2-0		9-2-0								
3-1-0		0-0-0		0-0-0		HOME		2-0-0		0-0-0		1-1-0								
1-5-0		0-2-0		0-0-		AWAY		0-1-0		0-1-0		1-0-0								
17-2-0		0-0-0		2-0-0		NEUTRAL		2-0-0		6-1-0		7-1-0								
10-14-0		2-1-0		2-1-0		CONFERENCE		6-9-0		0-3-0		0-0-0								
7-5-0		2-1-0		0-0-0		HOME		5-4-0		0-0-0		0-0-0								
3-9-0		0-0-0		2-1-0		AWAY		1-5-0		0-3-0		0-0-0								
0-0-0		0-0-0		0-0-0		NEUTRAL		0-0-0		0-0-0		0-0-0								
RPI	S	Opponent		Score		RPI	S	Opponent		Score		RPI	S	Opponent		Score				
3	A	Arizona St.		0	12	28	A	North Carolina		0	1	53	A	Wisconsin		0	3			
13	A	Georgia		2	5	29	N	Notre Dame		9	1	53	A	Wisconsin		10	11			
21	H	Michigan		6	4	48	N	Illinois St.		9	0	53	A	Wisconsin		1	5			
21	H	Michigan		3	5	49	A	Northwestern		6	3	57	A	Boise St.		1	2			
21	H	Michigan		1	0	49	A	Northwestern		10	2	58	H	Purdue		5	2			
						49	A	Northwestern		0	8	58	H	Purdue		2	12			
												58	H	Purdue		5	3			
												59	A	Illinois		3	4			
												59	A	Illinois		0	2			
												59	A	Illinois		14	4			
												64	H	Nebraska		13	7			
												64	H	Nebraska		4	5			
												64	H	Nebraska		8	5			
												70	N	Rutgers		4	0			
												73	H	North Dakota St.		4	0			
												73	H	North Dakota St.		5	0			
												79	N	Western Ky.		1	0			
												80	H	Iowa		0	1			
												80	H	Iowa		4	1			
												80	H	Iowa		4	5			
	</																			

Non-Div. I Games:

Minnesota

Average RPI Win: 143		WON-LOST RECORD		WINNING PCT. RANK		LAST 10 GAMES		STRENGTH OF SCHEDULE		OPP. STRENGTH OF SCHEDULE		TEAM RPI		ADJ RPI		CONF. RPI		ADJ CONF. RPI					
DIV. I ONLY		35-20-0		.63636		56		5-5-0		101		89		62		.54778		69		11		11	
DIV. I NON-CONF.		23-11-0		.67647		49		1-2-0		109		87		59		.55705		59		11		11	
TOTALS		RPI 1-25		RPI 26-50		W-L RECORDS		RPI 51-100		RPI 101-150		RPI 150+											
35-20-0		0-1-0		1-5-0		OVERALL		11-10-0		9-4-0		14-0-0											
14-7-0		0-0-0		0-2-0		HOME		5-3-0		1-2-0		8-0-0											
12-5-0		0-0-0		0-1-0		AWAY		5-4-0		2-0-0		5-0-0											
9-8-0		0-1-0		1-2-0		NEUTRAL		1-3-0		6-2-0		1-0-0											
23-11-0		0-1-0		1-5-0		NON-CONFERENCE		5-3-0		7-2-0		10-0-0											
10-3-0		0-0-0		0-2-0		HOME		3-1-0		1-0-0		6-0-0											
4-2-0		0-0-0		0-0-		AWAY		1-1-0		0-0-0		3-0-0											
9-6-0		0-1-0		1-2-0		NEUTRAL		1-1-0		6-2-0		1-0-0											
12-9-0		0-0-0		0-0-0		CONFERENCE		6-7-0		2-2-0		4-0-0											
4-4-0		0-0-0		0-0-0		HOME		2-2-0		0-2-0		2-0-0											
8-3-0		0-0-0		0-0-0		AWAY		4-3-0		2-0-0		2-0-0											
0-2-0		0-0-0		0-0-0		NEUTRAL		0-2-0		0-0-0		0-0-0											
RPI	S	Opponent		Score		RPI	S	Opponent		Score		RPI	S	Opponent		Score							
1	N	Alabama		4	15	30	N	Virginia Tech		2	0	55	H	Marshall		4	1						
						35	N	Mississippi St.		1	3	55	H	Marshall		1	2						
						36	A	South Ala.		1	6	67	N	Ball St.		0	2						
						36	N	South Ala.		2	9	67	N	Ball St.		3	1						
						44	H	UAB		0	3	74	H	Fla. Gulf Coast		14	5						
						44	H	UAB		0	4	74	H	Fla. Gulf Coast		0	1						
												75	A	Kennesaw St.		1	0						
												75	A	Kennesaw St.		1	7						
												75	N	Kennesaw St.		2	9						
												78	H	IPFW		2	0						
												78	H	IPFW		8	0						
												79	A	Western Ky.		5	4						
												79	A	Western Ky.		2	6						
												81	A	Jacksonville		0	1						
												81	A	Jacksonville		9	3						
												81	N	Jacksonville		1	2						
												82	A	S.C. Upstate		8	3						
												82	H	S.C. Upstate		1	9						
												82	H	S.C. Upstate		2	1						
												88	A	North Florida		5	4						
						LAST 10 GAMES																	
						75	N	Kennesaw St.		2	9												
						82	A	S.C. Upstate		8	3												
						81	N	Jacksonville		1	2												
						225	H	East Tenn. St.		7	5												
						225	H	East Tenn. St.		4	0												
												259	N	Wagner		7	6						
												275	H	Alabama St.		11	0						

Non-Div. I Games:

Lipscomb

82	H S.C. Upstate	2	1
82	H S.C. Upstate	1	9
79	A Western Ky.	5	4
79	A Western Ky.	2	6
44	H UAB	0	3

Average RPI Win:		152	WON-LOST RECORD		WINNING PCT. RANK		LAST 10 GAMES		STRENGTH OF SCHEDULE		OPP. STRENGTH OF SCHEDULE		TEAM RPI		ADJ RPI		CONF. RPI		ADJ CONF. RPI	
DIV. I ONLY			26-28-0		.48148 154		4-6-0		23		98		75		.54768 70		5		5	
DIV. I NON-CONF.			17-14-0		.54839 104		4-0-0		44		162		74		.54386 76		6		6	
TOTALS		RPI 1-25		RPI 26-50		W-L RECORDS		RPI 51-100		RPI 101-150		RPI 150+								
26-28-0		2-10-0		2-6-0		OVERALL		2-4-0		6-7-0		14-1-0								
8-7-0		0-0-0		1-3-0		HOME		0-0-0		2-4-0		5-0-0								
9-12-0		1-10-0		1-2-0		AWAY		2-0-0		0-0-0		5-0-0								
9-9-0		1-0-0		0-1-0		NEUTRAL		0-4-0		4-3-0		4-1-0								
17-14-0		1-2-0		1-4-0		NON-CONFERENCE		2-4-0		4-3-0		9-1-0								
2-2-0		0-0-0		0-2-0		HOME		0-0-0		0-0-0		2-0-0								
6-3-0		0-2-0		1-0-		AWAY		2-0-0		0-0-0		3-0-0								
9-9-0		1-0-0		0-1-0		NEUTRAL		0-4-0		4-3-0		4-1-0								
9-14-0		1-8-0		1-2-0		CONFERENCE		0-0-0		2-4-0		5-0-0								
6-5-0		0-0-0		1-1-0		HOME		0-0-0		2-4-0		3-0-0								
3-9-0		1-8-0		0-1-0		AWAY		0-0-0		0-0-0		2-0-0								
0-0-0		0-0-0		0-0-0		NEUTRAL		0-0-0		0-0-0		0-0-0								
RPI	S	Opponent		Score		RPI	S	Opponent		Score		RPI	S	Opponent		Score				
9	A	La.-Lafayette		1	15	29	A	Notre Dame		0	5	68	N	Minnesota		0	4			
12	A	Louisville		0	1	29	H	Notre Dame		7	6	71	N	UNI		0	4			
12	A	Louisville		0	2	29	H	Notre Dame		1	4	74	N	Fla. Gulf Coast		2	5			
12	A	Louisville		2	3	31	N	Tulsa		1	12	87	A	Stony Brook		6	1			
13	A	Georgia		1	12	40	H	Hofstra		0	8	87	A	Stony Brook		4	0			
15	A	South Fla.		0	9	40	H	Hofstra		2	8	93	N	Fordham		1	6			
15	A	South Fla.		0	11	43	A	Texas St.		6	11									
15	A	South Fla.		0	1	43	A	Texas St.		2	1									
19	N	Florida St.		1	0															
22	A	Syracuse		3	1															
22	A	Syracuse		3	5															
22	A	Syracuse		0	1															
						LAST 10 GAMES														
						29	A	Notre Dame		0	5	114	H	St. John's (NY)		3	4			
						278	H	Lafayette		8	0	158	A	Iona		4	1			
						278	H	Lafayette		9	0	158	A	Iona		1	0			
						114	H	St. John's (NY)		2	3	22	A	Syracuse		0	1			
						114	H	St. John's (NY)		5	6	22	A	Syracuse		3	5			
												278	H	Lafayette		9	0			

Non-Div. I Games:

Rutgers

RPI	S	Opponent	Score	
278	H	Lafayette	8	0

Rutgers

R
u
t
g
e
r
s

R
u
t
g
e
r
s

UNI				Through Games Of June 6, 2012 (FINAL)								
Average RPI Win:	159	WON-LOST RECORD	WINNING PCT. RANK	LAST 10 GAMES	STRENGTH OF SCHEDULE	OPP. STRENGTH OF SCHEDULE	TEAM RPI	ADJ RPI	CONF. RPI	ADJ CONF. RPI		
DIV. I ONLY		38-16-0	.7037 31	5-5-0	145	139	67	.54613 71	13	13		
DIV. I NON-CONF.		16-11-0	.59259 85	1-1-0	137	136	97	.52426 98	14	14		
<hr/>												
TOTALS	RPI 1-25	RPI 26-50		W-L RECORDS	RPI 51-100		RPI 101-150		RPI 150+			
38-16-0	0-1-0	2-1-0		OVERALL	5-6-0		9-4-0		22-4-0			
10-2-0	0-0-0	1-1-0		HOME	0-0-0		2-1-0		7-0-0			
18-8-0	0-1-0	0-0-0		AWAY	3-5-0		6-1-0		9-1-0			
10-6-0	0-0-0	1-0-0		NEUTRAL	2-1-0		1-2-0		6-3-0			
<hr/>												
16-11-0	0-1-0	1-0-0		NON-CONFERENCE	3-4-0		4-3-0		8-3-0			
0-0-0	0-0-0	0-0-0		HOME	0-0-0		0-0-0		0-0-0			
7-5-0	0-1-0	0-0-		AWAY	1-3-0		4-1-0		2-0-0			
9-6-0	0-0-0	1-0-0		NEUTRAL	2-1-0		0-2-0		6-3-0			
<hr/>												
22-5-0	0-0-0	1-1-0		CONFERENCE	2-2-0		5-1-0		14-1-0			
10-2-0	0-0-0	1-1-0		HOME	0-0-0		2-1-0		7-0-0			
11-3-0	0-0-0	0-0-0		AWAY	2-2-0		2-0-0		7-1-0			
1-0-0	0-0-0	0-0-0		NEUTRAL	0-0-0		1-0-0		0-0-0			
<hr/>												
RPI S	Opponent	Score	RPI S	Opponent	Score	RPI S	Opponent	Score	RPI S	Opponent	Score	
14 A	Missouri	1 3	47 N	Boston U.	1 0	54 N	Miami (OH)	0 2	101 A	Colorado St.	13 16	
			48 H	Illinois St.	0 1	70 N	Rutgers	4 0	101 A	Colorado St.	8 2	
			48 H	Illinois St.	3 0	77 A	Southern Ill.	5 0	123 A	Iowa St.	8 0	
						77 A	Southern Ill.	2 0	124 N	LIU Brooklyn	1 5	
						77 A	Southern Ill.	1 7	127 A	Stetson	8 0	
						77 A	Southern Ill.	0 1	130 N	Central Conn. St.	1 2	
						80 A	Iowa	0 7	135 A	Creighton	5 4	
						80 A	Iowa	4 3	135 A	Creighton	15 3	
						83 N	Valparaiso	6 0	141 H	Missouri St.	5 1	
						88 A	North Florida	4 5	141 H	Missouri St.	0 1	
						88 A	North Florida	2 3	141 H	Missouri St.	7 6	
									141 N	Missouri St.	5 3	
									148 A	Memphis	3 2	
									152 A	Bradley	3 9	
									152 A	Bradley	8 1	
									152 H	Bradley	4 1	
									154 N	St. Mary's (CA)	8 2	
									161 H	Drake	3 2	
									161 H	Drake	5 1	
									161 H	Drake	11 2	
									176 A	Western Ill.	8 0	
									176 N	Western Ill.	1 4	
									176 N	Western Ill.	5 0	
									201 A	Wichita St.	4 2	
									201 A	Wichita St.	6 5	
									201 A	Wichita St.	8 6	
									207 A	Southeast Mo. St.	2 1	
<hr/>												
			LAST 10 GAMES									
			77 A	Southern Ill.	0 1	77 A	Southern Ill.	1 7				
			48 H	Illinois St.	0 1	80 A	Iowa	0 7				
			48 H	Illinois St.	3 0	80 A	Iowa	4 3				
			77 A	Southern Ill.	5 0	152 H	Bradley	4 1				
			77 A	Southern Ill.	2 0	141 H	Missouri St.	0 1				

Non-Div. I Games:

UNI

RPI	S	Opponent	Score	
210	N	Weber St.	8	0
210	N	Weber St.	10	12
217	N	Green Bay	9	1
224	A	Indiana St.	7	5
224	A	Indiana St.	7	0
224	A	Indiana St.	11	1
234	N	Neb. Omaha	3	2
235	H	Evansville	8	0
235	H	Evansville	1	0
235	H	Evansville	8	1
236	N	Canisius	8	0
238	N	North Dakota	4	8

Average RPI Win:		181	WON-LOST		WINNING		LAST 10		STRENGTH OF		OPP. STRENGTH		TEAM	ADJ		CONF.	ADJ CONF.	
Average RPI Loss:		25	RECORD		PCT. RANK		GAMES		SCHEDULE		OF SCHEDULE		RPI	RPI		RPI	RPI	
DIV. I ONLY			28-28-0		.5		138		3-7-0		39		42		73		.54598	
DIV. I NON-CONF.			26-6-0		.8125		18		1-0-0		210		214		62		.55298	
TOTALS		RPI 1-25		RPI 26-50		W-L RECORDS		RPI 51-100		RPI 101-150		RPI 150+						
28-28-0		2-23-0		0-1-0		OVERALL		3-2-0		4-2-0		19-0-0						
6-11-0		2-11-0		0-0-0		HOME		0-0-0		2-0-0		2-0-0						
5-12-0		0-12-0		0-0-0		AWAY		1-0-0		0-0-0		4-0-0						
17-5-0		0-0-0		0-1-0		NEUTRAL		2-2-0		2-2-0		13-0-0						
26-6-0		0-1-0		0-1-0		NON-CONFERENCE		3-2-0		4-2-0		19-0-0						
4-1-0		0-1-0		0-0-0		HOME		0-0-0		2-0-0		2-0-0						
5-0-0		0-0-0		0-0-		AWAY		1-0-0		0-0-0		4-0-0						
17-5-0		0-0-0		0-1-0		NEUTRAL		2-2-0		2-2-0		13-0-0						
2-22-0		2-22-0		0-0-0		CONFERENCE		0-0-0		0-0-0		0-0-0						
2-10-0		2-10-0		0-0-0		HOME		0-0-0		0-0-0		0-0-0						
0-12-0		0-12-0		0-0-0		AWAY		0-0-0		0-0-0		0-0-0						
0-0-0		0-0-0		0-0-0		NEUTRAL		0-0-0		0-0-0		0-0-0						
RPI	S	Opponent		Score		RPI	S	Opponent		Score		RPI	S	Opponent		Score		
2	H	California		3	11	41	N	San Diego St.		2	14	74	N	Fla. Gulf Coast		0	2	
2	H	California		3	12							87	N	Stony Brook		0	1	
2	H	California		0	10							90	N	Indiana		7	2	
3	A	Arizona St.		5	13							98	N	San Jose St.		3	1	
3	A	Arizona St.		1	13							100	A	New Mexico		6	1	
3	A	Arizona St.		4	6													
6	H	Oregon		1	11													
6	H	Oregon		2	6													
6	H	Oregon		0	9													
11	A	Arizona		1	3													
11	A	Arizona		2	4													
11	A	Arizona		0	8													
16	A	UCLA		0	5													
16	A	UCLA		8	11													
16	A	UCLA		1	9													
18	A	Washington		1	3													
18	A	Washington		1	5													
18	A	Washington		1	6													
20	H	Stanford		9	12													
20	H	Stanford		6	0													
20	H	Stanford		1	9													
23	H	Hawaii		3	7	LAST 10 GAMES												
24	H	Oregon St.		4	5	20	H	Stanford		9	12	3	A	Arizona St.		4	6	
24	H	Oregon St.		2	10	20	H	Stanford		1	9	3	A	Arizona St.		1	13	
24	H	Oregon St.		8	6	20	H	Stanford		6	0	24	H	Oregon St.		4	5	
						172	H	Utah Valley		3	2	24	H	Oregon St.		8	6	
						3	A	Arizona St.		5	13	24	H	Oregon St.		2	10	

Non-Div. I Games:

Utah

Average RPI Win:		178	WON-LOST RECORD		WINNING PCT. RANK		LAST 10 GAMES		STRENGTH OF SCHEDULE		OPP. STRENGTH OF SCHEDULE		TEAM RPI		ADJ RPI		CONF. RPI		ADJ CONF. RPI					
DIV. I ONLY			38-22-0		.63333		57		6-4-0		89		144		69		.54566		73		21		23	
DIV. I NON-CONF.			17-15-0		.53125		115		1-2-0		39		83		71		.54708		71		21		22	
TOTALS		RPI 1-25		RPI 26-50				W-L RECORDS				RPI 51-100				RPI 101-150				RPI 150+				
38-22-0		1-6-0		0-2-0				OVERALL				6-7-0				9-3-0				22-4-0				
7-5-0		0-0-0		0-0-0				HOME				2-1-0				4-2-0				1-2-0				
14-11-0		0-6-0		0-1-0				AWAY				0-3-0				1-0-0				13-1-0				
17-6-0		1-0-0		0-1-0				NEUTRAL				4-3-0				4-1-0				8-1-0				
17-15-0		1-6-0		0-2-0				NON-CONFERENCE				2-5-0				4-1-0				10-1-0				
0-0-0		0-0-0		0-0-0				HOME				0-0-0				0-0-0				0-0-0				
2-10-0		0-6-0		0-0-				AWAY				0-3-0				0-0-0				2-0-0				
15-5-0		1-0-0		0-1-0				NEUTRAL				2-2-0				4-1-0				8-1-0				
21-7-0		0-0-0		0-0-0				CONFERENCE				4-2-0				5-2-0				12-3-0				
7-5-0		0-0-0		0-0-0				HOME				2-1-0				4-2-0				1-2-0				
12-1-0		0-0-0		0-0-0				AWAY				0-0-0				1-0-0				11-1-0				
2-1-0		0-0-0		0-0-0				NEUTRAL				2-1-0				0-0-0				0-0-0				
RPI	S	Opponent		Score		RPI	S	Opponent		Score		RPI	S	Opponent		Score		RPI	S	Opponent		Score		
1	A	Alabama		2	3	29	N	Notre Dame		4	8	57	N	Boise St.		4	7	108	N	Long Beach St.		8	0	
1	A	Alabama		4	9	39	A	Baylor		0	1	60	A	Fresno St.		0	1	132	N	Sacramento St.		0	1	
3	A	Arizona St.		2	10							68	A	Minnesota		0	5	135	N	Creighton		6	2	
10	A	Texas A&M		0	6							68	A	Minnesota		0	4	137	N	Mercer		7	2	
11	A	Arizona		0	11							78	H	IPFW		1	5	142	H	Southern Utah		6	11	
19	A	Florida St.		1	2							78	H	IPFW		2	1	142	H	Southern Utah		5	1	
23	N	Hawaii		9	7							78	H	IPFW		3	0	142	H	Southern Utah		5	4	
												78	N	IPFW		1	5	149	N	Monmouth		8	1	
												78	N	IPFW		8	0	150	A	UMKC		5	0	
												78	N	IPFW		2	1	150	H	UMKC		4	6	
												86	N	East Carolina		9	8	150	H	UMKC		7	5	
												91	N	Coastal Caro.		2	4	150	H	UMKC		4	0	
												91	N	Coastal Caro.		8	3	165	N	SIU Edwardsville		3	0	
																		165	N	SIU Edwardsville		7	3	
																		168	N	UTSA		5	6	
																		176	H	Western Ill.		1	6	
																		176	H	Western Ill.		1	3	
																		176	H	Western Ill.		3	0	
																		183	N	UC Riverside		5	4	
																		201	N	Wichita St.		10	2	
																		204	N	Toledo		3	1	
																		208	N	Western Caro.		3	2	
																		220	A	Texas-Arlington		2	0	
																		220	A	Texas-Arlington		3	1	
																		223	N	Liberty		1	0	
																		226	A	IUPUI		11	0	
																		226	A	IUPUI		6	0	
				LAST 10 GAMES																				
						29	N	Notre Dame		4	8	78	N	IPFW		2	1							
						23	N	Hawaii		9	7	150	A	UMKC		5	0							
						11	A	Arizona		0	11	142	H	Southern Utah		6	11							
						78	N	IPFW		8	0	142	H	Southern Utah		5	1							
						78	N	IPFW		1	5	142	H	Southern Utah		5	4							

Non-Div. I Games:

North Dakota St.

RPI	S	Opponent	Score	
226	A	IUPUI	4	3
237	A	South Dakota St.	6	2
237	A	South Dakota St.	2	0
237	A	South Dakota St.	5	8
257	A	South Dakota	3	0
257	A	South Dakota	4	1
257	A	South Dakota	9	2
272	A	Oakland	5	1
272	A	Oakland	6	0
272	A	Oakland	6	0
279	N	Howard	7	1

North Dakota St.

N
o
r
t
h
D
a
k
o
t
a
S
t
.

N
o
r
t
h
D
a
k
o
t
a
S
t
.

Average RPI Win:		136	WON-LOST RECORD		WINNING PCT. RANK		LAST 10 GAMES		STRENGTH OF SCHEDULE		OPP. STRENGTH OF SCHEDULE		TEAM RPI		ADJ RPI		CONF. RPI		ADJ CONF. RPI	
DIV. I ONLY			38-24-0		.6129 73		7-3-0		86		96		70		.54421 74		11		11	
DIV. I NON-CONF.			21-20-0		.5122 128		1-2-0		86		107		102		.51915 101		11		11	
TOTALS		RPI 1-25		RPI 26-50		W-L RECORDS		RPI 51-100		RPI 101-150		RPI 150+								
38-24-0		1-6-0		0-3-0		OVERALL		14-3-0		8-4-0		15-8-0								
16-5-0		0-0-0		0-0-0		HOME		8-1-0		3-1-0		5-3-0								
9-9-0		1-4-0		0-1-0		AWAY		2-2-0		1-1-0		5-1-0								
13-10-0		0-2-0		0-2-0		NEUTRAL		4-0-0		4-2-0		5-4-0								
21-20-0		1-6-0		0-3-0		NON-CONFERENCE		5-0-0		4-3-0		11-8-0								
9-4-0		0-0-0		0-0-0		HOME		3-0-0		1-1-0		5-3-0								
2-6-0		1-4-0		0-0-		AWAY		0-0-0		0-0-0		1-1-0								
10-10-0		0-2-0		0-2-0		NEUTRAL		2-0-0		3-2-0		5-4-0								
17-4-0		0-0-0		0-0-0		CONFERENCE		9-3-0		4-1-0		4-0-0								
7-1-0		0-0-0		0-0-0		HOME		5-1-0		2-0-0		0-0-0								
7-3-0		0-0-0		0-0-0		AWAY		2-2-0		1-1-0		4-0-0								
3-0-0		0-0-0		0-0-0		NEUTRAL		2-0-0		1-0-0		0-0-0								
RPI	S	Opponent		Score		RPI	S	Opponent		Score		RPI	S	Opponent		Score				
7	A	Florida		2	6	37	N	Massachusetts		1	2	52	H	Maryland		3	1			
7	A	Florida		2	1	45	A	UCF		1	2	52	H	Maryland		9	1			
7	N	Florida		0	5	48	N	Illinois St.		0	11	69	A	Lipscomb		5	14			
15	A	South Fla.		2	4							69	A	Lipscomb		1	0			
15	N	South Fla.		3	8							70	N	Rutgers		5	2			
19	A	Florida St.		1	7							72	N	Utah		2	0			
19	A	Florida St.		0	5							75	H	Kennesaw St.		1	3			
												75	H	Kennesaw St.		2	0			
												75	N	Kennesaw St.		8	0			
												81	H	Jacksonville		3	2			
												81	H	Jacksonville		3	2			
												81	N	Jacksonville		8	4			
												82	A	S.C. Upstate		1	2			
												82	A	S.C. Upstate		8	6			
												87	H	Stony Brook		1	0			
												88	H	North Florida		3	2			
												88	H	North Florida		2	1			
LAST 10 GAMES																				
15	N	South Fla.		3	8	81	N	Jacksonville		8	4	186	H	Georgetown		4	0			
7	A	Florida		2	6	88	H	North Florida		3	2	187	N	Northern Colo.		1	2			
7	A	Florida		2	1	88	H	North Florida		2	1	197	A	Florida A&M		3	5			
75	N	Kennesaw St.		8	0	82	A	S.C. Upstate		8	6	197	A	Florida A&M		4	1			
127	N	Stetson		3	0	82	A	S.C. Upstate		1	2	216	A	Belmont		12	6			
												216	A	Belmont		9	1			

Non-Div. I Games:

Fla. Gulf Coast

RPI	S	Opponent	Score	
225	A	East Tenn. St.	8	2
225	A	East Tenn. St.	10	0
236	H	Canisius	9	0
237	N	South Dakota St.	1	2
241	H	Colgate	8	3
249	H	Dartmouth	4	2
251	H	Delaware	4	6
267	N	UNC Wilmington	8	1

Fla. Gulf Coast

F
l
a
.
G
u
l
f
C
o
a
s
t

F
l
a
.
G
u
l
f
C
o
a
s
t

Average RPI Win:	134	WON-LOST RECORD	WINNING PCT. RANK	LAST 10 GAMES	STRENGTH OF SCHEDULE	OPP. STRENGTH OF SCHEDULE	TEAM RPI	ADJ RPI	CONF. RPI	ADJ CONF. RPI					
DIV. I ONLY		33-24-0	.57895	90	7-3-0	72	94	74	.54195	75	11	11			
DIV. I NON-CONF.		15-18-0	.45455	158	0-1-0	68	97	112	.51258	110	11	11			
<hr/>															
TOTALS	RPI 1-25	RPI 26-50		W-L RECORDS		RPI 51-100		RPI 101-150		RPI 150+					
33-24-0	0-4-0	0-2-0		OVERALL		14-11-0		9-3-0		10-4-0					
10-7-0	0-1-0	0-0-0		HOME		5-6-0		2-0-0		3-0-0					
8-8-0	0-2-0	0-2-0		AWAY		4-3-0		2-1-0		2-0-0					
15-9-0	0-1-0	0-0-0		NEUTRAL		5-2-0		5-2-0		5-4-0					
15-18-0	0-4-0	0-2-0		NON-CONFERENCE		6-6-0		3-2-0		6-4-0					
2-5-0	0-1-0	0-0-0		HOME		1-4-0		0-0-0		1-0-0					
2-6-0	0-2-0	0-0-		AWAY		2-1-0		0-1-0		0-0-0					
11-7-0	0-1-0	0-0-0		NEUTRAL		3-1-0		3-1-0		5-4-0					
18-6-0	0-0-0	0-0-0		CONFERENCE		8-5-0		6-1-0		4-0-0					
8-2-0	0-0-0	0-0-0		HOME		4-2-0		2-0-0		2-0-0					
6-2-0	0-0-0	0-0-0		AWAY		2-2-0		2-0-0		2-0-0					
4-2-0	0-0-0	0-0-0		NEUTRAL		2-1-0		2-1-0		0-0-0					
RPI	S	Opponent	Score	RPI	S	Opponent	Score	RPI	S	Opponent	Score	RPI	S	Opponent	Score
13	A	Georgia	1 9	44	A	UAB	1 6	51	H	Ga. Southern	4 10	112	A	Col. of Charleston	2 4
22	N	Syracuse	1 8	44	A	UAB	0 4	51	H	Ga. Southern	0 9	113	N	UT Martin	2 1
25	A	Georgia Tech	1 9					51	H	Ga. Southern	1 5	116	N	Robert Morris	4 5
25	H	Georgia Tech	3 6					54	N	Miami (OH)	7 4	118	N	Charleston So.	4 2
								54	N	Miami (OH)	2 0	124	N	LIU Brooklyn	1 0
								55	N	Marshall	4 3	127	A	Stetson	5 1
								65	A	Troy	1 0	127	A	Stetson	8 1
								65	A	Troy	0 8	127	N	Stetson	2 0
								69	H	Lipscomb	7 1	127	N	Stetson	2 7
								69	H	Lipscomb	0 1	137	H	Mercer	7 3
								69	N	Lipscomb	9 2	137	H	Mercer	9 1
								74	A	Fla. Gulf Coast	3 1	137	N	Mercer	6 1
								74	A	Fla. Gulf Coast	0 2	152	N	Bradley	10 1
								74	N	Fla. Gulf Coast	0 8	173	N	UNC Greensboro	5 6
								76	H	Georgia St.	1 3	177	N	Saint Louis	3 4
								76	H	Georgia St.	3 1	194	N	Elon	0 5
								79	N	Western Ky.	3 9	204	N	Toledo	4 7
								81	H	Jacksonville	2 1	216	H	Belmont	8 0
								81	H	Jacksonville	5 6	216	H	Belmont	9 0
								81	N	Jacksonville	2 1	218	N	Austin Peay	9 0
												221	H	Samford	10 2
												222	N	Morehead St.	2 1
												225	A	East Tenn. St.	4 3
												225	A	East Tenn. St.	9 0
												275	N	Alabama St.	6 1
												275	N	Alabama St.	11 0
<hr/>															
LAST 10 GAMES															
				74	N	Fla. Gulf Coast	0 8								
				69	N	Lipscomb	9 2								
				127	N	Stetson	2 0								
				127	N	Stetson	2 7								
				81	N	Jacksonville	2 1								

Non-Div. I Games:

Kennesaw St.

Average RPI Win:		182	WON-LOST		WINNING		LAST 10		STRENGTH OF		OPP. STRENGTH		TEAM		ADJ		CONF.		ADJ CONF.	
Average RPI Loss:		95	RECORD		PCT. RANK		GAMES		SCHEDULE		OF SCHEDULE		RPI		RPI		RPI		RPI	
DIV. I ONLY			38-18-0		.67857		38		5-5-0		141		160		78		.54121		76	
DIV. I NON-CONF.			23-9-0		.71875		39		0-0-0		100		116		47		.573		48	
TOTALS		RPI 1-25		RPI 26-50		W-L RECORDS		RPI 51-100		RPI 101-150		RPI 150+								
38-18-0		2-2-0		0-6-0		OVERALL		3-3-0		6-2-0		27-5-0								
14-8-0		1-0-0		0-4-0		HOME		1-0-0		2-2-0		10-2-0								
14-8-0		1-2-0		0-2-0		AWAY		2-2-0		2-0-0		9-2-0								
10-2-0		0-0-0		0-0-0		NEUTRAL		0-1-0		2-0-0		8-1-0								
23-9-0		2-2-0		0-1-0		NON-CONFERENCE		3-3-0		6-2-0		12-1-0								
7-3-0		1-0-0		0-1-0		HOME		1-0-0		2-2-0		3-0-0								
8-4-0		1-2-0		0-0-		AWAY		2-2-0		2-0-0		3-0-0								
8-2-0		0-0-0		0-0-0		NEUTRAL		0-1-0		2-0-0		6-1-0								
15-9-0		0-0-0		0-5-0		CONFERENCE		0-0-0		0-0-0		15-4-0								
7-5-0		0-0-0		0-3-0		HOME		0-0-0		0-0-0		7-2-0								
6-4-0		0-0-0		0-2-0		AWAY		0-0-0		0-0-0		6-2-0								
2-0-0		0-0-0		0-0-0		NEUTRAL		0-0-0		0-0-0		2-0-0								
RPI	S	Opponent		Score		RPI	S	Opponent		Score		RPI	S	Opponent		Score				
1	A	Alabama		5	1	33	H	Auburn		1	9	51	A	Ga. Southern		1	0			
13	A	Georgia		0	6	40	A	Hofstra		0	1	51	A	Ga. Southern		1	4			
25	A	Georgia Tech		2	3	40	A	Hofstra		1	9	62	H	Chattanooga		5	1			
25	H	Georgia Tech		2	1	40	H	Hofstra		1	4	75	A	Kennesaw St.		1	3			
						40	H	Hofstra		6	8	75	A	Kennesaw St.		3	1			
						40	H	Hofstra		0	16	79	N	Western Ky.		2	3			
				</																

Non-Div. I Games:

Georgia St.

RPI	S	Opponent	Score	
229	N	Rhode Island	4	0
239	H	Drexel	8	0
239	H	Drexel	6	1
239	H	Drexel	3	2
244	N	Southeastern La.	12	0
251	A	Delaware	7	0
251	A	Delaware	1	3
266	A	George Mason	2	3
266	A	George Mason	6	0
266	A	George Mason	2	0
267	A	UNC Wilmington	6	0
267	A	UNC Wilmington	4	1
267	A	UNC Wilmington	8	0

Georgia St.

G
e
o
r
g
i
a
S
t
.

G
e
o
r
g
i
a
S
t
.

Average RPI Win: 155		WON-LOST RECORD		WINNING PCT. RANK		LAST 10 GAMES		STRENGTH OF SCHEDULE		OPP. STRENGTH OF SCHEDULE		TEAM RPI		ADJ RPI		CONF. RPI		ADJ CONF. RPI					
DIV. I ONLY		36-20-0		.64286 50		4-6-0		107		142		76		.54065 77		13		13					
DIV. I NON-CONF.		18-9-0		.66667 50		1-1-0		74		144		57		.55908 58		14		14					
TOTALS		RPI 1-25		RPI 26-50		W-L RECORDS		RPI 51-100		RPI 101-150		RPI 150+											
36-20-0		0-2-0		2-3-0		OVERALL		4-6-0		9-3-0		21-6-0											
18-7-0		0-0-0		2-2-0		HOME		2-2-0		4-2-0		10-1-0											
11-7-0		0-1-0		0-0-0		AWAY		0-1-0		2-1-0		9-4-0											
7-6-0		0-1-0		0-1-0		NEUTRAL		2-3-0		3-0-0		2-1-0											
18-9-0		0-2-0		0-1-0		NON-CONFERENCE		2-4-0		5-1-0		11-1-0											
7-1-0		0-0-0		0-0-0		HOME		0-0-0		1-1-0		6-0-0											
4-2-0		0-1-0		0-0-		AWAY		0-1-0		1-0-0		3-0-0											
7-6-0		0-1-0		0-1-0		NEUTRAL		2-3-0		3-0-0		2-1-0											
18-11-0		0-0-0		2-2-0		CONFERENCE		2-2-0		4-2-0		10-5-0											
11-6-0		0-0-0		2-2-0		HOME		2-2-0		3-1-0		4-1-0											
7-5-0		0-0-0		0-0-0		AWAY		0-0-0		1-1-0		6-4-0											
0-0-0		0-0-0		0-0-0		NEUTRAL		0-0-0		0-0-0		0-0-0											
RPI	S	Opponent		Score		RPI	S	Opponent		Score		RPI	S	Opponent		Score		RPI	S	Opponent		Score	
19	N	Florida St.		0	2	36	N	South Ala.		0	16	52	N	Maryland		8	12	113	H	UT Martin		7	8
23	A	Hawaii		1	7	48	H	Illinois St.		3	13	53	N	Wisconsin		3	12	114	N	St. John's (NY)		4	3
						48	H	Illinois St.		2	1	54	N	Miami (OH)		2	3	116	N	Robert Morris		2	1
						48	H	Illinois St.		0	5	55	N	Marshall		10	2	125	H	Murray St.		4	2
						48	H	Illinois St.		6	1	56	N	Radford		4	3	135	H	Creighton		10	4
												59	A	Illinois		2	3	135	H	Creighton		3	2
												71	H	UNI		7	1	135	H	Creighton		17	8
												71	H	UNI		0	2	135	H	Creighton		6	7
												71	H	UNI		0	5	137	N	Mercer		10	4
												71	H	UNI		1	0	139	A	Jacksonville St.		10	9
																		141	A	Missouri St.		7	2
																		141	A	Missouri St.		2	3
																		152	A	Bradley		11	5
																		152	A	Bradley		4	6
																		152	A	Bradley		0	4
																		161	A	Drake		2	4
																		161	A	Drake		6	5
																		161	A	Drake		13	0
																		164	H	Eastern Ill.		10	2
																		165	A	SIU Edwardsville		4	1
																		165	H	SIU Edwardsville		4	1
																		176	H	Western Ill.		14	6
																		177	A	Saint Louis		4	2
																		177	A	Saint Louis		9	1
																		179	H	Northern Ill.		15	7
																		192	H	Wright St.		8	6
																		201	A	Wichita St.		7	1
LAST 10 GAMES																							
						48	H	Illinois St.		3	13	152	A	Bradley		0	4	177	A	Saint Louis		4	2
						71	H	UNI		1	0	59	A	Illinois		2	3	177	A	Saint Louis		9	1
						135	H	Creighton		3	2	125	H	Murray St.		4	2	179	H	Northern Ill.		15	7
						152	A	Bradley		11	5	71	H	UNI		0	5	192	H	Wright St.		8	6
						152	A	Bradley		4	6	71	H	UNI		0	2	201	A	Wichita St.		7	1

Non-Div. I Games:

Southern Ill.

RPI	S	Opponent	Score	
201	A	Wichita St.	11	8
201	A	Wichita St.	5	0
207	H	Southeast Mo. St.	7	6
215	N	Marist	2	3
218	N	Austin Peay	8	1
224	H	Indiana St.	2	4
224	H	Indiana St.	5	0
224	H	Indiana St.	3	1
235	A	Evansville	0	9
235	H	Evansville	9	1
235	H	Evansville	2	1
244	N	Southeastern La.	11	3

Southern Ill.

S
o
u
t
h
e
r
n
I
l
l
.

S
o
u
t
h
e
r
n
I
l
l
.

Average RPI Win:	179	WON-LOST RECORD	WINNING PCT. RANK	LAST 10 GAMES	STRENGTH OF SCHEDULE	OPP. STRENGTH OF SCHEDULE	TEAM RPI	ADJ RPI	CONF. RPI	ADJ CONF. RPI					
DIV. I ONLY		45-14-0	.76271	13	7-3-0	206	182	72	.53982	78	21	23			
DIV. I NON-CONF.		25-5-0	.83333	13	0-0-0	194	175	45	.56813	55	21	22			
<hr/>															
TOTALS	RPI 1-25	RPI 26-50		W-L RECORDS		RPI 51-100		RPI 101-150		RPI 150+					
45-14-0	0-0-0	0-1-0		OVERALL		4-6-0		14-4-0		27-3-0					
15-3-0	0-0-0	0-0-0		HOME		0-0-0		5-2-0		10-1-0					
20-8-0	0-0-0	0-1-0		AWAY		3-4-0		5-1-0		12-2-0					
10-3-0	0-0-0	0-0-0		NEUTRAL		1-2-0		4-1-0		5-0-0					
25-5-0	0-0-0	0-1-0		NON-CONFERENCE		2-2-0		8-2-0		15-0-0					
5-1-0	0-0-0	0-0-0		HOME		0-0-0		3-1-0		2-0-0					
12-3-0	0-0-0	0-0-		AWAY		2-2-0		2-0-0		8-0-0					
8-1-0	0-0-0	0-0-0		NEUTRAL		0-0-0		3-1-0		5-0-0					
20-9-0	0-0-0	0-0-0		CONFERENCE		2-4-0		6-2-0		12-3-0					
10-2-0	0-0-0	0-0-0		HOME		0-0-0		2-1-0		8-1-0					
8-5-0	0-0-0	0-0-0		AWAY		1-2-0		3-1-0		4-2-0					
2-2-0	0-0-0	0-0-0		NEUTRAL		1-2-0		1-0-0		0-0-0					
RPI	S	Opponent	Score	RPI	S	Opponent	Score	RPI	S	Opponent	Score				
				33	A	Auburn	0 2	55	A	Marshall	9 2	102	H	Bowling Green	3 1
								69	A	Lipscomb	0 2	102	H	Bowling Green	0 3
								69	A	Lipscomb	0 8	115	H	Western Mich.	4 3
								73	A	North Dakota St.	0 3	115	H	Western Mich.	5 2
								73	A	North Dakota St.	1 2	120	A	Central Mich.	7 5
								73	A	North Dakota St.	5 1	120	A	Central Mich.	6 4
								73	N	North Dakota St.	5 1	129	N	Kent St.	14 4
								73	N	North Dakota St.	1 2	129	N	Kent St.	6 3
								73	N	North Dakota St.	0 8	134	N	Temple	1 2
								91	A	Coastal Caro.	1 0	134	N	Temple	4 0
												142	H	Southern Utah	5 3
												142	H	Southern Utah	0 1
												142	H	Southern Utah	12 4
												142	N	Southern Utah	3 2
												150	A	UMKC	4 5
												150	A	UMKC	9 0
												150	A	UMKC	4 3
												150	A	UMKC	2 0
												163	A	Tennessee Tech	4 0
												163	A	Tennessee Tech	5 2
												166	A	Butler	3 1
												166	A	Butler	4 1
												167	H	Eastern Mich.	5 0
												167	H	Eastern Mich.	4 3
												176	A	Western Ill.	2 7
												176	A	Western Ill.	12 4
												176	A	Western Ill.	4 0
<hr/>															
LAST 10 GAMES															
				73	N	North Dakota St.	0 8	257	H	South Dakota	10 0	167	H	Eastern Mich.	5 0
				73	N	North Dakota St.	5 1	257	H	South Dakota	2 1	167	H	Eastern Mich.	4 3
				73	N	North Dakota St.	1 2	257	H	South Dakota	5 1	176	A	Western Ill.	2 7
				150	A	UMKC	9 0	226	A	IUPUI	2 3	176	A	Western Ill.	12 4
				142	N	Southern Utah	3 2	226	A	IUPUI	7 1	176	A	Western Ill.	4 0

Non-Div. I Games:

IPFW

RPI	S	Opponent	Score	
188	N	Appalachian St.	8	4
204	A	Toledo	7	3
204	A	Toledo	9	0
219	N	Sacred Heart	4	1
219	N	Sacred Heart	10	5
226	A	IUPUI	7	1
226	A	IUPUI	2	3
226	A	IUPUI	9	4
237	H	South Dakota St.	1	0
237	H	South Dakota St.	8	0
237	H	South Dakota St.	10	0
257	H	South Dakota	2	1
257	H	South Dakota	5	1
257	H	South Dakota	10	0
262	A	Detroit	9	1
262	A	Detroit	4	2
272	H	Oakland	3	7
272	H	Oakland	9	0
272	H	Oakland	6	5
274	N	Bucknell	9	1
275	N	Alabama St.	7	0

IPFW

I
P
F
WI
P
F
W

Average RPI Win: 145		WON-LOST	WINNING	LAST 10	STRENGTH OF		OPP. STRENGTH	TEAM	ADJ		CONF.	ADJ CONF.
Average RPI Loss: 65		RECORD	PCT. RANK	GAMES	SCHEDULE		OF SCHEDULE	RPI	RPI		RPI	RPI
DIV. I ONLY		33-25-1	.5678	99	5-5-0		95	74	82		.53752	79
DIV. I NON-CONF.		20-11-0	.64516	60	1-0-0		163	114	85		.53619	85
TOTALS		RPI 1-25	RPI 26-50		W-L RECORDS		RPI 51-100		RPI 101-150		RPI 150+	
33-25-1		0-7-0	3-4-0		OVERALL		7-8-1		8-5-0		15-1-0	
11-12-0		0-4-0	1-3-0		HOME		4-4-0		2-1-0		4-0-0	
10-6-1		0-1-0	0-0-0		AWAY		0-3-1		4-1-0		6-1-0	
12-7-0		0-2-0	2-1-0		NEUTRAL		3-1-0		2-3-0		5-0-0	
20-11-0		0-3-0	2-1-0		NON-CONFERENCE		3-3-0		3-3-0		12-1-0	
7-3-0		0-1-0	0-1-0		HOME		1-1-0		2-0-0		4-0-0	
3-3-0		0-1-0	0-0-		AWAY		0-1-0		0-0-0		3-1-0	
10-5-0		0-1-0	2-0-0		NEUTRAL		2-1-0		1-3-0		5-0-0	
13-14-1		0-4-0	1-3-0		CONFERENCE		4-5-1		5-2-0		3-0-0	
4-9-0		0-3-0	1-2-0		HOME		3-3-0		0-1-0		0-0-0	
7-3-1		0-0-0	0-0-0		AWAY		0-2-1		4-1-0		3-0-0	
2-2-0		0-1-0	0-1-0		NEUTRAL		1-0-0		1-0-0		0-0-0	
RPI S	Opponent	Score	RPI S	Opponent	Score	RPI S	Opponent	Score	RPI S	Opponent	Score	
9 H	La.-Lafayette	1 2	34 H	Kentucky	2 4	63 H	FIU	6 9	102 H	Bowling Green	5 1	
9 H	La.-Lafayette	2 4	36 H	South Ala.	1 2	63 H	FIU	7 6	104 N	Boston College	2 4	
9 H	La.-Lafayette	1 4	36 H	South Ala.	5 4	63 H	FIU	1 4	113 N	UT Martin	4 5	
9 N	La.-Lafayette	1 12	36 H	South Ala.	1 5	65 H	Troy	2 0	125 H	Murray St.	10 1	
11 A	Arizona	4 6	36 N	South Ala.	2 4	65 H	Troy	8 0	131 A	La.-Monroe	0 1	
12 H	Louisville	0 6	44 N	UAB	3 2	65 H	Troy	1 9	131 A	La.-Monroe	4 1	
25 N	Georgia Tech	3 5	44 N	UAB	6 0	68 N	Minnesota	0 1	131 A	La.-Monroe	4 1	
						69 H	Lipscomb	4 5	131 N	La.-Monroe	5 3	
						69 H	Lipscomb	6 2	139 N	Jacksonville St.	6 5	
						75 N	Kennesaw St.	9 3	142 N	Southern Utah	4 5	
						76 N	Georgia St.	3 2	145 A	Middle Tenn.	10 1	
						84 A	North Texas	8 9	145 A	Middle Tenn.	4 0	
						84 A	North Texas	3 4	145 H	Middle Tenn.	4 8	
						84 A	North Texas	6 6	156 A	Fla. Atlantic	11 0	
						84 N	North Texas	3 1	156 A	Fla. Atlantic	5 1	
						99 A	South Carolina	4 5	156 A	Fla. Atlantic	9 3	
									159 A	Eastern Ky.	3 5	
									163 H	Tennessee Tech	1 0	
									195 N	Providence	5 1	
									202 N	Winthrop	8 5	
									216 A	Belmont	3 0	
									221 A	Samford	5 1	
									221 A	Samford	11 1	
									222 H	Morehead St.	4 1	
									224 H	Indiana St.	10 2	
									235 H	Evansville	3 0	
									238 N	North Dakota	9 2	
LAST 10 GAMES												
			131 N	La.-Monroe	5 3				145 A	Middle Tenn.	4 0	
			9 N	La.-Lafayette	1 12				235 H	Evansville	3 0	
			36 N	South Ala.	2 4				9 H	La.-Lafayette	2 4	
			84 N	North Texas	3 1				9 H	La.-Lafayette	1 4	
			145 A	Middle Tenn.	10 1				9 H	La.-Lafayette	1 2	

Non-Div. I Games:

Western Ky.

RPI	S	Opponent	Score	
245	N	Cleveland St.	4	3
256	N	Tennessee St.	8	0

Western Ky.

W
e
s
t
e
r
n
K
y
.

W
e
s
t
e
r
n
K
y
.

Average RPI Win:	105	WON-LOST	WINNING	LAST 10	STRENGTH OF	OPP. STRENGTH	TEAM	ADJ	CONF.	ADJ CONF.		
Average RPI Loss:	57	RECORD	PCT. RANK	GAMES	SCHEDULE	OF SCHEDULE	RPI	RPI	RPI	RPI		
DIV. I ONLY		27-26-0	.50943	130	7-3-0	63	25	79	.53747	80	6	6
DIV. I NON-CONF.		11-18-0	.37931	200	1-0-0	53	4	114	.51246	111	5	5
<hr/>												
TOTALS	RPI 1-25	RPI 26-50		W-L RECORDS		RPI 51-100		RPI 101-150		RPI 150+		
27-26-0	0-8-0	2-7-0		OVERALL		15-7-0		4-2-0		6-2-0		
9-6-0	0-0-0	0-0-0		HOME		9-5-0		0-0-0		0-1-0		
8-12-0	0-4-0	1-4-0		AWAY		4-2-0		0-2-0		3-0-0		
10-8-0	0-4-0	1-3-0		NEUTRAL		2-0-0		4-0-0		3-1-0		
11-18-0	0-8-0	1-5-0		NON-CONFERENCE		3-1-0		4-2-0		3-2-0		
1-2-0	0-0-0	0-0-0		HOME		1-1-0		0-0-0		0-1-0		
0-8-0	0-4-0	0-0-		AWAY		0-0-0		0-2-0		0-0-0		
10-8-0	0-4-0	1-3-0		NEUTRAL		2-0-0		4-0-0		3-1-0		
16-8-0	0-0-0	1-2-0		CONFERENCE		12-6-0		0-0-0		3-0-0		
8-4-0	0-0-0	0-0-0		HOME		8-4-0		0-0-0		0-0-0		
8-4-0	0-0-0	1-2-0		AWAY		4-2-0		0-0-0		3-0-0		
0-0-0	0-0-0	0-0-0		NEUTRAL		0-0-0		0-0-0		0-0-0		
RPI	S	Opponent	Score	RPI	S	Opponent	Score	RPI	S	Opponent	Score	
3	A	Arizona St.	2 5	29	N	Notre Dame	0 2	53	H	Wisconsin	0 1	
4	A	Oklahoma	2 4	38	A	Oklahoma St.	5 6	53	H	Wisconsin	4 3	
4	N	Oklahoma	3 6	38	N	Oklahoma St.	5 3	53	H	Wisconsin	4 5	
11	N	Arizona	1 6	39	A	Baylor	0 4	59	H	Illinois	5 1	
14	A	Missouri	0 2	42	N	Arkansas	2 10	59	H	Illinois	9 1	
14	A	Missouri	0 8	48	N	Illinois St.	3 7	59	H	Illinois	1 0	
18	N	Washington	3 4	49	A	Northwestern	6 12	60	N	Fresno St.	7 1	
24	N	Oregon St.	1 2	49	A	Northwestern	5 2	61	N	Virginia	2 0	
				49	A	Northwestern	6 7	64	H	Nebraska	7 6	
								64	H	Nebraska	4 7	
								64	H	Nebraska	6 4	
								68	A	Minnesota	1 4	
								68	A	Minnesota	1 0	
								68	A	Minnesota	5 4	
								71	H	UNI	3 4	
								71	H	UNI	7 0	
								89	A	Ohio St.	2 0	
								89	A	Ohio St.	1 2	
								89	A	Ohio St.	13 5	
								90	H	Indiana	0 1	
<hr/>												
LAST 10 GAMES												
				68	A	Minnesota	5 4					
				68	A	Minnesota	1 4					
				68	A	Minnesota	1 0					
				89	A	Ohio St.	1 2					
				89	A	Ohio St.	13 5					

Non-Div. I Games:

Iowa

RPI	S	Opponent	Score
90	H	Indiana	4 0
90	H	Indiana	10 0

89	A Ohio St.	2	0
90	H Indiana	10	0
90	H Indiana	4	0
90	H Indiana	0	1
71	H UNI	7	0

[illegible]

Non-Div. I Games:

Jacksonville

Jacksonville

Average RPI Win:		185	WON-LOST RECORD		WINNING PCT. RANK		LAST 10 GAMES		STRENGTH OF SCHEDULE		OPP. STRENGTH OF SCHEDULE		TEAM RPI		ADJ RPI		CONF. RPI		ADJ CONF. RPI					
Average RPI Loss:		98																						
DIV. I ONLY			39-13-0		.75		14		5-5-0		227		163		81		.53672		82		11		11	
DIV. I NON-CONF.			27-5-0		.84375		11		0-0-0		273		234		81		.53958		79		11		11	
TOTALS		RPI 1-25		RPI 26-50		W-L RECORDS		RPI 51-100		RPI 101-150		RPI 150+												
39-13-0		1-1-0		0-1-0		OVERALL		6-5-0		5-5-0		27-1-0												
21-7-0		0-0-0		0-0-0		HOME		2-3-0		4-3-0		15-1-0												
16-3-0		0-1-0		0-0-0		AWAY		4-2-0		0-0-0		12-0-0												
2-3-0		1-0-0		0-1-0		NEUTRAL		0-0-0		1-2-0		0-0-0												
27-5-0		1-1-0		0-1-0		NON-CONFERENCE		0-0-0		3-2-0		23-1-0												
15-1-0		0-0-0		0-0-0		HOME		0-0-0		2-0-0		13-1-0												
10-1-0		0-1-0		0-0-		AWAY		0-0-0		0-0-0		10-0-0												
2-3-0		1-0-0		0-1-0		NEUTRAL		0-0-0		1-2-0		0-0-0												
12-8-0		0-0-0		0-0-0		CONFERENCE		6-5-0		2-3-0		4-0-0												
6-6-0		0-0-0		0-0-0		HOME		2-3-0		2-3-0		2-0-0												
6-2-0		0-0-0		0-0-0		AWAY		4-2-0		0-0-0		2-0-0												
0-0-0		0-0-0		0-0-0		NEUTRAL		0-0-0		0-0-0		0-0-0												
RPI	S	Opponent		Score		RPI	S	Opponent		Score		RPI	S	Opponent		Score								
13	A	Georgia		3	7	47	N	Boston U.		2	4	69	A	Lipscomb		1	2							
22	N	Syracuse		3	1							103	N	Penn St.		2	0							
												69	A	Lipscomb		9	1							
												69	H	Lipscomb		3	8							
												74	H	Fla. Gulf Coast		6	8							
												74	H	Fla. Gulf Coast		2	1							
												75	H	Kennesaw St.		2	7							
												75	H	Kennesaw St.		1	0							
												81	A	Jacksonville		4	1							
												81	A	Jacksonville		0	11							
												88	A	North Florida		6	1							
												88	A	North Florida		7	5							
												136	N	Villanova		1	2							
												137	H	Mercer		1	4							
												137	H	Mercer		8	7							
												144	H	Ohio		6	0							
												157	A	Gardner-Webb		9	0							
												157	A	Gardner-Webb		7	0							
												160	H	Youngstown St.		4	0							
												188	A	Appalachian St.		10	2							
												188	A	Appalachian St.		12	4							
												188	H	Appalachian St.		7	2							
												196	H	Dayton		4	2							
												196	H	Dayton		1	3							
												205	A	Furman		4	0							
												205	A	Furman		3	0							
												208	A	Western Caro.		6	2							
												208	A	Western Caro.		8	5							
												214	H	St. Bonaventure		9	0							
												216	A	Belmont		8	1							
												216	A	Belmont		8	0							
												223	H	Liberty		16	0							
												225	H	East Tenn. St.		4	0							
				LAST 10 GAMES																				
				69	H	Lipscomb	3	8	69	A	Lipscomb	9	1	214	H	St. Bonaventure	9	0						
				127	H	Stetson	0	1	127	H	Stetson	4	2	216	A	Belmont	8	1						
				216	A	Belmont	8	0	127	H	Stetson	2	5	216	A	Belmont	8	0						
				216	A	Belmont	8	1	74	H	Fla. Gulf Coast	6	8	223	H	Liberty	16	0						
				69	A	Lipscomb	1	2	74	H	Fla. Gulf Coast	2	1	225	H	East Tenn. St.	4	0						

Non-Div. I Games:

S.C. Upstate

RPI	S	Opponent	Score	
225	H	East Tenn. St.	8	3
252	H	Savannah St.	5	0
262	H	Detroit	8	0
265	H	La Salle	4	0
265	H	La Salle	8	0
266	H	George Mason	9	3
267	H	UNC Wilmington	5	0
276	A	N.C. A&T	8	0
276	A	N.C. A&T	8	0
285	H	N.C. Central	8	0
285	H	N.C. Central	8	2

S
.
C
.
U
p
s
t
a
t
e

S
.
C
.
U
p
s
t
a
t
e

S.C. Upstate

Average RPI Win: 184		WON-LOST RECORD		WINNING PCT. RANK		LAST 10 GAMES		STRENGTH OF SCHEDULE		OPP. STRENGTH OF SCHEDULE		TEAM RPI		ADJ RPI		CONF. RPI		ADJ CONF. RPI	
DIV. I ONLY		42-19-0		.68852 36		7-3-0		165		175		83		.53351 83		24		24	
DIV. I NON-CONF.		18-13-0		.58065 87		0-2-0		140		126		100		.52178 100		25		24	
TOTALS		RPI 1-25		RPI 26-50		W-L RECORDS		RPI 51-100		RPI 101-150		RPI 150+							
42-19-0		0-2-0		0-2-0		OVERALL		0-5-0		11-5-0		31-5-0							
18-5-0		0-0-0		0-0-0		HOME		0-1-0		5-2-0		13-2-0							
14-8-0		0-2-0		0-1-0		AWAY		0-1-0		4-1-0		10-3-0							
10-6-0		0-0-0		0-1-0		NEUTRAL		0-3-0		2-2-0		8-0-0							
18-13-0		0-2-0		0-2-0		NON-CONFERENCE		0-5-0		8-3-0		10-1-0							
4-1-0		0-0-0		0-0-0		HOME		0-1-0		2-0-0		2-0-0							
4-6-0		0-2-0		0-0-		AWAY		0-1-0		4-1-0		0-1-0							
10-6-0		0-0-0		0-1-0		NEUTRAL		0-3-0		2-2-0		8-0-0							
24-6-0		0-0-0		0-0-0		CONFERENCE		0-0-0		3-2-0		21-4-0							
14-4-0		0-0-0		0-0-0		HOME		0-0-0		3-2-0		11-2-0							
10-2-0		0-0-0		0-0-0		AWAY		0-0-0		0-0-0		10-2-0							
0-0-0		0-0-0		0-0-0		NEUTRAL		0-0-0		0-0-0		0-0-0							
RPI S	Opponent	Score		RPI S	Opponent	Score		RPI S	Opponent	Score		RPI S	Opponent	Score					
3 A	Arizona St.	2	6	29 A	Notre Dame	3	6	58 H	Purdue	3	4	102 A	Bowling Green	4	0				
12 A	Louisville	4	6	34 N	Kentucky	4	5	62 A	Chattanooga	0	7	102 A	Bowling Green	5	0				
								71 N	UNI	0	6	110 A	New Mexico St.	9	1				
								86 N	East Carolina	3	5	110 N	New Mexico St.	5	8				
								96 N	Pacific	2	7	113 N	UT Martin	8	4				
												115 H	Western Mich.	2	0				
												115 H	Western Mich.	3	2				
												122 A	San Diego	0	1				
												123 A	Iowa St.	11	5				
												123 N	Iowa St.	16	7				
												128 H	Loyola Chicago	2	1				
												128 H	Loyola Chicago	2	1				
												128 H	Loyola Chicago	2	0				
												128 H	Loyola Chicago	1	4				
												128 H	Loyola Chicago	2	3				
												135 N	Creighton	1	3				
												160 H	Youngstown St.	7	0				
												160 H	Youngstown St.	10	0				
												160 H	Youngstown St.	13	12				
												160 H	Youngstown St.	4	3				
												161 N	Drake	5	3				
												166 H	Butler	9	1				
												166 H	Butler	5	1				
												166 H	Butler	4	5				
												166 H	Butler	3	2				
												166 H	Butler	1	6				
												168 N	UTSA	10	6				
				LAST 10 GAMES															
				34 N	Kentucky	4	5	166 H	Butler	3	2	166 H	Butler	5	1				
				12 A	Louisville	4	6	166 H	Butler	1	6	166 H	Butler	4	5				
				128 H	Loyola Chicago	2	1	178 H	Ill.-Chicago	3	0	166 H	Butler	3	2				
				128 H	Loyola Chicago	2	1	245 A	Cleveland St.	13	1	166 H	Butler	1	6				
				160 H	Youngstown St.	10	0	245 A	Cleveland St.	6	4	168 N	UTSA	10	6				

Non-Div. I Games:

Valparaiso

RPI	S	Opponent	Score	
178	A	Ill.-Chicago	3	5
178	A	Ill.-Chicago	0	1
178	A	Ill.-Chicago	7	3
178	H	Ill.-Chicago	3	0
192	A	Wright St.	10	0
192	A	Wright St.	4	2
192	A	Wright St.	8	6
209	A	UTEP	6	7
216	N	Belmont	4	2
217	H	Green Bay	8	0
217	H	Green Bay	4	3
217	H	Green Bay	17	0
225	N	East Tenn. St.	4	2
226	H	IUPUI	7	1
226	H	IUPUI	8	1
232	N	CSU Bakersfield	10	2
234	N	Neb. Omaha	6	0
245	A	Cleveland St.	7	0
245	A	Cleveland St.	6	4
245	A	Cleveland St.	13	1
258	N	Niagara	9	1
262	A	Detroit	12	3
262	A	Detroit	9	1
262	A	Detroit	7	2
269	N	Brown	10	2

Valparaiso

Average RPI Win:		141	WON-LOST RECORD		WINNING PCT. RANK	LAST 10 GAMES	STRENGTH OF SCHEDULE		OPP. STRENGTH OF SCHEDULE	TEAM RPI	ADJ RPI	CONF. RPI	ADJ CONF. RPI
Average RPI Loss:		58	28-26-1		.51818 126	8-2-0	66		59	85	.53346 84	7	7
DIV. I ONLY			13-14-0		.48148 140	3-0-0	83		75	110	.51391 109	7	7
DIV. I NON-CONF.													
TOTALS		RPI 1-25	RPI 26-50		W-L RECORDS		RPI 51-100		RPI 101-150		RPI 150+		
28-26-1		0-6-0	2-12-0		OVERALL		7-3-1		7-3-0		12-2-0		
15-5-1		0-1-0	2-3-0		HOME		2-0-1		4-0-0		7-1-0		
6-14-0		0-4-0	0-6-0		AWAY		4-2-0		1-2-0		1-0-0		
7-7-0		0-1-0	0-3-0		NEUTRAL		1-1-0		2-1-0		4-1-0		
13-14-0		0-2-0	1-10-0		NON-CONFERENCE		0-0-0		3-1-0		9-1-0		
7-2-0		0-1-0	1-1-0		HOME		0-0-0		1-0-0		5-0-0		
0-7-0		0-1-0	0-0-0		AWAY		0-0-0		0-0-0		0-0-0		
6-5-0		0-0-0	0-3-0		NEUTRAL		0-0-0		2-1-0		4-1-0		
15-12-1		0-4-0	1-2-0		CONFERENCE		7-3-1		4-2-0		3-1-0		
8-3-1		0-0-0	1-2-0		HOME		2-0-1		3-0-0		2-1-0		
6-7-0		0-3-0	0-0-0		AWAY		4-2-0		1-2-0		1-0-0		
1-2-0		0-1-0	0-0-0		NEUTRAL		1-1-0		0-0-0		0-0-0		
RPI S	Opponent	Score	RPI S	Opponent	Score	RPI S	Opponent	Score	RPI S	Opponent	Score		
4 A	Oklahoma	4 9	27 N	Texas Tech	0 10	63 A	FIU	5 6	111 N	Sam Houston St.	9 1		
4 H	Oklahoma	1 4	31 A	Tulsa	2 7	63 A	FIU	9 4	128 N	Loyola Chicago	12 9		
9 A	La.-Lafayette	4 11	31 A	Tulsa	1 6	63 A	FIU	1 5	131 A	La.-Monroe	1 2		
9 A	La.-Lafayette	6 7	36 H	South Ala.	2 1	63 N	FIU	8 0	131 A	La.-Monroe	4 1		
9 A	La.-Lafayette	4 5	36 H	South Ala.	1 3	65 A	Troy	4 3	131 A	La.-Monroe	1 2		
9 N	La.-Lafayette	1 5	36 H	South Ala.	0 2	65 A	Troy	4 1	141 H	Missouri St.	5 0		
			38 N	Oklahoma St.	0 2	65 A	Troy	3 0	145 H	Middle Tenn.	7 3		
			39 A	Baylor	1 2	79 H	Western Ky.	4 3	145 H	Middle Tenn.	8 4		
			39 A	Baylor	2 3	79 H	Western Ky.	9 8	145 H	Middle Tenn.	10 2		
			39 A	Baylor	1 2	79 H	Western Ky.	6 6	146 N	A&M-Corpus Christi	5 7		
			43 H	Texas St.	0 6	79 N	Western Ky.	1 3	156 A	Fla. Atlantic	3 0		
			43 H	Texas St.	7 1				156 H	Fla. Atlantic	9 1		
			43 N	Texas St.	0 1				156 H	Fla. Atlantic	8 0		
			46 A	Houston	2 10				156 H	Fla. Atlantic	3 5		
LAST 10 GAMES									179 H	Northern Ill.	8 3		
						63 N	FIU	8 0	201 H	Wichita St.	12 9		
						9 N	La.-Lafayette	1 5	213 H	Stephen F. Austin	3 2		
						156 A	Fla. Atlantic	3 0	213 N	Stephen F. Austin	3 1		
						79 N	Western Ky.	1 3	218 N	Austin Peay	4 3		
						231 H	Northwestern St.	5 1	218 N	Austin Peay	13 2		
									231 H	Northwestern St.	5 1		
									231 H	Northwestern St.	17 8		
									249 N	Dartmouth	6 7		
									264 N	Hartford	4 3		

Non-Div. I Games:

North Texas

Average RPI Win:	200	WON-LOST	WINNING	LAST 10	STRENGTH OF	OPP. STRENGTH	TEAM	ADJ	CONF.	ADJ CONF.	
Average RPI Loss:	109	RECORD	PCT. RANK	GAMES	SCHEDULE	OF SCHEDULE	RPI	RPI	RPI	RPI	
DIV. I ONLY	36-14-0	.72	24	6-4-0	182	206	80	.53214	85	14	17
DIV. I NON-CONF.	21-7-0	.75	27	2-0-0	214	244	84	.53176	90	17	20
<hr/>											
TOTALS	RPI 1-25	RPI 26-50		W-L RECORDS		RPI 51-100		RPI 101-150		RPI 150+	
36-14-0	0-0-0	1-3-0		OVERALL		3-6-0		2-2-0		30-3-0	
12-3-0	0-0-0	1-2-0		HOME		0-0-0		0-0-0		11-1-0	
16-5-0	0-0-0	0-1-0		AWAY		1-3-0		0-0-0		15-1-0	
8-6-0	0-0-0	0-0-0		NEUTRAL		2-3-0		2-2-0		4-1-0	
21-7-0	0-0-0	0-0-0		NON-CONFERENCE		1-3-0		2-2-0		18-2-0	
5-1-0	0-0-0	0-0-0		HOME		0-0-0		0-0-0		5-1-0	
10-1-0	0-0-0	0-0-		AWAY		0-1-0		0-0-0		10-0-0	
6-5-0	0-0-0	0-0-0		NEUTRAL		1-2-0		2-2-0		3-1-0	
15-7-0	0-0-0	1-3-0		CONFERENCE		2-3-0		0-0-0		12-1-0	
7-2-0	0-0-0	1-2-0		HOME		0-0-0		0-0-0		6-0-0	
6-4-0	0-0-0	0-1-0		AWAY		1-2-0		0-0-0		5-1-0	
2-1-0	0-0-0	0-0-0		NEUTRAL		1-1-0		0-0-0		1-0-0	
RPI	S	Opponent	Score	RPI	S	Opponent	Score	RPI	S	Opponent	Score
				47	A	Boston U.	0 5	51	A	Ga. Southern	0 6
				47	H	Boston U.	6 4	56	N	Radford	9 2
				47	H	Boston U.	2 13	87	A	Stony Brook	2 5
				47	H	Boston U.	1 3	87	A	Stony Brook	7 4
								87	A	Stony Brook	1 3
								87	N	Stony Brook	4 6
								87	N	Stony Brook	6 5
								88	N	North Florida	2 3
								88	N	North Florida	5 13
								</			

Non-Div. I Games:

Albany (NY)

RPI	S	Opponent	Score	
261	A	UMBC	5	4
261	A	UMBC	3	4
264	A	Hartford	12	0
264	A	Hartford	8	2
264	A	Hartford	10	1
266	A	George Mason	3	1
266	A	George Mason	11	7
267	N	UNC Wilmington	4	3
273	H	Manhattan	8	2
273	H	Manhattan	1	3

Albany (NY)

A
l
b
a
n
y
(
N
Y
)

A
l
b
a
n
y
(
N
Y
)

East Carolina

Through Games Of June 6, 2012 (FINAL)

Average RPI Win:		159	WON-LOST	WINNING	LAST 10	STRENGTH OF		OPP. STRENGTH	TEAM	ADJ		CONF.	ADJ CONF.
Average RPI Loss:		50	RECORD	PCT. RANK	GAMES	SCHEDULE		OF SCHEDULE	RPI	RPI		RPI	RPI
DIV. I ONLY			25-28-0	.4717	160	7-3-0		49	73	89		.53089	86
DIV. I NON-CONF.			14-15-0	.48276	139	1-0-0		37	72	83		.53644	84
TOTALS		RPI 1-25	RPI 26-50		W-L RECORDS		RPI 51-100		RPI 101-150		RPI 150+		
25-28-0		0-6-0	3-12-0		OVERALL		3-8-0		5-2-0		14-0-0		
15-6-0		0-1-0	2-2-0		HOME		2-3-0		2-0-0		9-0-0		
6-14-0		0-3-0	1-9-0		AWAY		0-1-0		2-1-0		3-0-0		
4-8-0		0-2-0	0-1-0		NEUTRAL		1-4-0		1-1-0		2-0-0		
14-15-0		0-6-0	1-2-0		NON-CONFERENCE		1-6-0		3-1-0		9-0-0		
7-3-0		0-1-0	1-0-0		HOME		0-2-0		2-0-0		4-0-0		
3-5-0		0-3-0	0-0-		AWAY		0-1-0		0-0-0		3-0-0		
4-7-0		0-2-0	0-1-0		NEUTRAL		1-3-0		1-1-0		2-0-0		
11-13-0		0-0-0	2-10-0		CONFERENCE		2-2-0		2-1-0		5-0-0		
8-3-0		0-0-0	1-2-0		HOME		2-1-0		0-0-0		5-0-0		
3-9-0		0-0-0	1-8-0		AWAY		0-0-0		2-1-0		0-0-0		
0-1-0		0-0-0	0-0-0		NEUTRAL		0-1-0		0-0-0		0-0-0		
RPI S	Opponent	Score	RPI S	Opponent	Score	RPI S	Opponent	Score	RPI S	Opponent	Score		
1 A	Alabama	4 9	28 A	North Carolina	2 4	55 H	Marshall	3 0	109 H	Longwood	5 2		
1 A	Alabama	2 4	31 A	Tulsa	6 7	55 H	Marshall	3 2	109 H	Longwood	5 0		
2 N	California	3 11	31 A	Tulsa	4 13	55 H	Marshall	0 8	110 N	New Mexico St.	5 14		
3 A	Arizona St.	1 9	31 A	Tulsa	2 5	55 N	Marshall	1 8	135 N	Creighton	12 1		
12 H	Louisville	0 5	40 H	Hofstra	4 3	61 H	Virginia	1 3	148 A	Memphis	5 4		
20 N	Stanford	1 3	44 H	UAB	0 1	73 N	North Dakota St.	8 9	148 A	Memphis	4 3		
			44 H	UAB	3 5	83 N	Valparaiso	5 3	148 A	Memphis	3 5		
			44 H	UAB	4 2	90 N	Indiana	4 5	165 N	SIU Edwardsville	6 5		
			45 A	UCF	2 8	93 H	Fordham	1 5	165 N	SIU Edwardsville	3 1		
			45 A	UCF	0 2	96 N	Pacific	3 6	173 H	UNC Greensboro	2 1		
			45 A	UCF	3 4	97 A	North Carolina St.	3 9	199 A	Cal St. Fullerton	10 0		
			46 A	Houston	2 6				209 H	UTEP	5 1		
			46 A	Houston	5 13				209 H	UTEP	11 10		
			46 A	Houston	7 6				209 H	UTEP	12 4		
			49 N	Northwestern	2 4				211 H	Southern Miss.	2 1		
									211 H	Southern Miss.	3 1		
									236 H	Canisius	6 2		
									236 H	Canisius	12 4		
									239 H	Drexel	9 7		
									267 A	UNC Wilmington	10 2		
									267 A	UNC Wilmington	7 1		
LAST 10 GAMES													
			55 N	Marshall	1 8	55 H	Marshall	3 2					
			148 A	Memphis	3 5	55 H	Marshall	0 8					
			148 A	Memphis	4 3	211 H	Southern Miss.	3 1					
			148 A	Memphis	5 4	211 H	Southern Miss.	2 1					
			55 H	Marshall	3 0	109 H	Longwood	5 2					

Non-Div. I Games:

East Carolina

Average RPI Win:	188	WON-LOST	WINNING	LAST 10	STRENGTH OF	OPP. STRENGTH	TEAM	ADJ	CONF.	ADJ CONF.	
Average RPI Loss:	110 <th>RECORD</th> <th>PCT. RANK</th> <th>GAMES</th> <th>SCHEDULE</th> <th>OF SCHEDULE</th> <th>RPI</th> <th>RPI</th> <th>RPI</th> <th>RPI</th>	RECORD	PCT. RANK	GAMES	SCHEDULE	OF SCHEDULE	RPI	RPI	RPI	RPI	
DIV. I ONLY	36-17-1	.67593	42	5-5-0	162	189	87	.53062	87	14	17
DIV. I NON-CONF.	21-12-0	.63636	64	0-1-0	211	202	115	.50705	117	17	20
<hr/>											
TOTALS	RPI 1-25	RPI 26-50		W-L RECORDS		RPI 51-100		RPI 101-150		RPI 150+	
36-17-1	0-0-0	2-5-0		OVERALL		4-5-0		3-1-0		27-6-1	
14-5-1	0-0-0	0-2-0		HOME		2-3-0		1-0-0		11-0-1	
12-9-0	0-0-0	2-2-0		AWAY		0-1-0		0-1-0		10-5-0	
10-3-0	0-0-0	0-1-0		NEUTRAL		2-1-0		2-0-0		6-1-0	
21-12-0	0-0-0	0-3-0		NON-CONFERENCE		1-3-0		3-1-0		17-5-0	
7-4-0	0-0-0	0-2-0		HOME		0-2-0		1-0-0		6-0-0	
5-6-0	0-0-0	0-0-		AWAY		0-1-0		0-1-0		5-4-0	
9-2-0	0-0-0	0-1-0		NEUTRAL		1-0-0		2-0-0		6-1-0	
15-5-1	0-0-0	2-2-0		CONFERENCE		3-2-0		0-0-0		10-1-1	
7-1-1	0-0-0	0-0-0		HOME		2-1-0		0-0-0		5-0-1	
7-3-0	0-0-0	2-2-0		AWAY		0-0-0		0-0-0		5-1-0	
1-1-0	0-0-0	0-0-0		NEUTRAL		1-1-0		0-0-0		0-0-0	
RPI	S	Opponent	Score	RPI	S	Opponent	Score	RPI	S	Opponent	Score
				27	H	Texas Tech	3 6	70	H	Rutgers	0 4
				27	H	Texas Tech	1 4	70	H	Rutgers	1 6
				47	A	Boston U.	1 0	72	N	Utah	1 0
				47	A	Boston U.	3 7	74	A	Fla. Gulf Coast	0 1
				47	A	Boston U.	4 3	85	H	Albany (NY)	5 2
				47	A	Boston U.	3 8	85	H	Albany (NY)	4 7
				50	N	Kansas	0 2	85	H	Albany (NY)	3 1
								85	N	Albany (NY)	6 4
								85	N	Albany (NY)	5 6

Non-Div. I Games:

Stony Brook

RPI	S	Opponent	Score	
261	A	UMBC	10	1
261	A	UMBC	19	3
261	A	UMBC	5	0
264	H	Hartford	10	0
264	H	Hartford	3	1
264	H	Hartford	4	0
273	A	Manhattan	9	0
273	A	Manhattan	2	5
277	H	Holy Cross	7	0
277	H	Holy Cross	10	1
279	N	Howard	13	1

Stony Brook

S
t
o
n
y
B
r
o
o
k

S
t
o
n
y
B
r
o
o
k

North Florida

Through Games Of June 6, 2012 (FINAL)

Average RPI Win:		150	WON-LOST		WINNING		LAST 10		STRENGTH OF		OPP. STRENGTH		TEAM	ADJ		CONF.	ADJ CONF.	
Average RPI Loss:		96	RECORD		PCT. RANK		GAMES		SCHEDULE		OF SCHEDULE		RPI	RPI		RPI	RPI	
DIV. I ONLY			27-28-0		.49091	149	1-9-0		44		132		91	.53053		88	11	11
DIV. I NON-CONF.			20-17-0		.54054	111	1-3-0		28		174		66	.55317		64	11	11
TOTALS		RPI 1-25		RPI 26-50		W-L RECORDS		RPI 51-100		RPI 101-150		RPI 150+						
27-28-0		0-2-0		1-5-0		OVERALL		8-12-0		4-3-0		14-6-0						
9-16-0		0-2-0		0-3-0		HOME		3-7-0		1-0-0		5-4-0						
6-9-0		0-0-0		0-0-0		AWAY		2-5-0		2-2-0		2-2-0						
12-3-0		0-0-0		1-2-0		NEUTRAL		3-0-0		1-1-0		7-0-0						
20-17-0		0-2-0		1-5-0		NON-CONFERENCE		7-3-0		2-1-0		10-6-0						
4-11-0		0-2-0		0-3-0		HOME		2-2-0		1-0-0		1-4-0						
4-3-0		0-0-0		0-0-		AWAY		2-1-0		0-0-0		2-2-0						
12-3-0		0-0-0		1-2-0		NEUTRAL		3-0-0		1-1-0		7-0-0						
7-11-0		0-0-0		0-0-0		CONFERENCE		1-9-0		2-2-0		4-0-0						
5-5-0		0-0-0		0-0-0		HOME		1-5-0		0-0-0		4-0-0						
2-6-0		0-0-0		0-0-0		AWAY		0-4-0		2-2-0		0-0-0						
0-0-0		0-0-0		0-0-0		NEUTRAL		0-0-0		0-0-0		0-0-0						
RPI	S	Opponent		Score		RPI	S	Opponent		Score		RPI	S	Opponent		Score		
19	H	Florida St.		0	5	28	N	North Carolina		0	3	51	A	Ga. Southern		2	1	
19	H	Florida St.		1	8	34	N	Kentucky		3	8	51	A	Ga. Southern		0	3	
						45	H	UCF		0	3	51	A	Ga. Southern		4	1	
						47	N	Boston U.		3	1	67	H	Ball St.		2	10	
						50	H	Kansas		3	7	67	H	Ball St.		3	9	
						50	H	Kansas		0	1	69	H	Lipscomb		4	5	
												69	H	Lipscomb		1	0	
												71	H	UNI		3	2	
												71	H	UNI		5	4	
												74	A	Fla. Gulf Coast		1	2	
												74	A	Fla. Gulf Coast		2	3	
												75	A	Kennesaw St.		4	12	
												75	A	Kennesaw St.		4	7	
												81	H	Jacksonville		2	4	
												81	H	Jacksonville		1	5	
												82	H	S.C. Upstate		1	6	
												82	H	S.C. Upstate		5	7	
												85	N	Albany (NY)		3	2	
												85	N	Albany (NY)		13	5	
												89	N	Ohio St.		10	5	
LAST 10 GAMES																		
						74	A	Fla. Gulf Coast		2	3	81	H	Jacksonville		2	4	
						74	A	Fla. Gulf Coast		1	2	51	A	Ga. Southern		2	1	
						19	H	Florida St.		0	5	51	A	Ga. Southern		0	3	
						19	H	Florida St.		1	8	82	H	S.C. Upstate		5	7	
						81	H	Jacksonville		1	5	82	H	S.C. Upstate		1	6	
												214	H	St. Bonaventure		3	4	
												216	H	Belmont		8	0	
												216	H	Belmont		5	4	
												225	H	East Tenn. St.		2	1	
												225	H	East Tenn. St.		1	0	
												228	N	Towson		2	1	
												249	N	Dartmouth		9	1	
												250	H	Mt. St. Mary's		7	0	

Non-Div. I Games:

North Florida

Average RPI Win: 183		WON-LOST	WINNING	LAST 10	STRENGTH OF		OPP. STRENGTH	TEAM	ADJ		CONF.	ADJ CONF.
Average RPI Loss: 115		RECORD	PCT. RANK	GAMES	SCHEDULE		OF SCHEDULE	RPI	RPI		RPI	RPI
DIV. I ONLY		44-20-0	.6875	37	7-3-0		180	170	86		.52689	91
DIV. I NON-CONF.		26-11-0	.7027	42	1-2-0		206	180	89		.52648	94
TOTALS		RPI 1-25	RPI 26-50		W-L RECORDS		RPI 51-100		RPI 101-150		RPI 150+	
44-20-0		0-2-0	0-2-0		OVERALL		8-5-0		7-5-0		29-6-0	
25-6-0		0-0-0	0-0-0		HOME		3-2-0		3-1-0		19-3-0	
11-7-0		0-1-0	0-0-0		AWAY		3-2-0		2-2-0		6-2-0	
8-7-0		0-1-0	0-2-0		NEUTRAL		2-1-0		2-2-0		4-1-0	
26-11-0		0-2-0	0-2-0		NON-CONFERENCE		5-3-0		5-2-0		16-2-0	
17-3-0		0-0-0	0-0-0		HOME		3-2-0		2-0-0		12-1-0	
3-2-0		0-1-0	0-0-		AWAY		0-0-0		1-1-0		2-0-0	
6-6-0		0-1-0	0-2-0		NEUTRAL		2-1-0		2-1-0		2-1-0	
18-9-0		0-0-0	0-0-0		CONFERENCE		3-2-0		2-3-0		13-4-0	
8-3-0		0-0-0	0-0-0		HOME		0-0-0		1-1-0		7-2-0	
8-5-0		0-0-0	0-0-0		AWAY		3-2-0		1-1-0		4-2-0	
2-1-0		0-0-0	0-0-0		NEUTRAL		0-0-0		0-1-0		2-0-0	
RPI S	Opponent	Score	RPI S	Opponent	Score	RPI S	Opponent	Score	RPI S	Opponent	Score	
13 N	Georgia	3 13	28 N	North Carolina	3 5	51 H	Ga. Southern	2 5	112 A	Col. of Charleston	0 5	
19 A	Florida St.	1 6	47 N	Boston U.	1 7	51 N	Ga. Southern	2 1	112 A	Col. of Charleston	2 1	
						55 H	Marshall	7 3	118 A	Charleston So.	4 1	
						56 A	Radford	3 2	118 A	Charleston So.	3 4	
						56 A	Radford	3 9	118 H	Charleston So.	1 0	
						56 A	Radford	8 9	118 H	Charleston So.	0 1	
						56 A	Radford	4 0	118 N	Charleston So.	2 5	
						56 A	Radford	6 2	124 N	LIU Brooklyn	1 0	
						73 N	North Dakota St.	3 8	129 N	Kent St.	0 3	
						73 N	North Dakota St.	4 2	134 H	Temple	7 0	
						78 H	IPFW	0 1	134 H	Temple	4 0	
						99 H	South Carolina	2 1	137 N	Mercer	9 3	
						99 H	South Carolina	5 2	157 H	Gardner-Webb	4 5	
									157 H	Gardner-Webb	3 1	
									157 H	Gardner-Webb	5 2	
									174 N	Bryant	10 0	
									190 H	George Washington	7 4	
									191 A	Campbell	4 5	
									191 A	Campbell	2 3	
									191 A	Campbell	2 1	
									191 N	Campbell	3 2	
									197 N	Florida A&M	3 0	
									202 H	Winthrop	4 1	
									202 H	Winthrop	7 1	
									202 H	Winthrop	3 2	
									219 H	Sacred Heart	6 0	
									219 H	Sacred Heart	2 0	
			LAST 10 GAMES									
			28 N	North Carolina	3 5	56 A	Radford	3 2				
			51 N	Ga. Southern	2 1	118 N	Charleston So.	2 5				
			13 N	Georgia	3 13	191 N	Campbell	3 2				
			118 A	Charleston So.	4 1	247 N	Presbyterian	8 0				
			56 A	Radford	4 0	202 H	Winthrop	7 1				

Non-Div. I Games:

Coastal Caro.

RPI	S	Opponent	Score	
223	H	Liberty	2	4
223	H	Liberty	7	2
223	H	Liberty	5	3
234	H	Neb. Omaha	5	0
247	A	Presbyterian	11	2
247	A	Presbyterian	8	2
247	A	Presbyterian	5	0
247	N	Presbyterian	8	0
249	H	Dartmouth	4	2
263	H	Hampton	8	0
264	N	Hartford	0	1
265	H	La Salle	3	0
265	H	La Salle	7	5
265	H	La Salle	0	1
266	H	George Mason	4	3
267	A	UNC Wilmington	1	0
267	A	UNC Wilmington	10	0
276	H	N.C. A&T	9	0
276	H	N.C. A&T	9	0
286	H	Saint Peter's	8	0

Coastal Caro.

C
o
a
s
t
a
l
C
a
r
o
.

C
o
a
s
t
a
l
C
a
r
o
.

Average RPI Win: 153		WON-LOST	WINNING	LAST 10	STRENGTH OF	OPP. STRENGTH	TEAM	ADJ	CONF.	ADJ CONF.					
Average RPI Loss: 42		RECORD	PCT. RANK	GAMES	SCHEDULE	OF SCHEDULE	RPI	RPI	RPI	RPI					
DIV. I ONLY		22-32-0	.40741	197	6-4-0	37	31	95	.52686	92	3	2			
DIV. I NON-CONF.		15-11-0	.57692	88	2-1-0	179	178	117	.50683	118	2	2			
<hr/>															
TOTALS		RPI 1-25	RPI 26-50		W-L RECORDS		RPI 51-100		RPI 101-150		RPI 150+				
22-32-0		1-18-0	3-7-0		OVERALL		4-2-0		1-4-0		13-1-0				
11-13-0		0-3-0	1-7-0		HOME		4-1-0		0-2-0		6-0-0				
3-17-0		1-15-0	2-0-0		AWAY		0-0-0		0-2-0		0-0-0				
8-2-0		0-0-0	0-0-0		NEUTRAL		0-1-0		1-0-0		7-1-0				
15-11-0		0-4-0	0-0-0		NON-CONFERENCE		1-2-0		1-4-0		13-1-0				
7-3-0		0-0-0	0-0-0		HOME		1-1-0		0-2-0		6-0-0				
0-6-0		0-4-0	0-0-		AWAY		0-0-0		0-2-0		0-0-0				
8-2-0		0-0-0	0-0-0		NEUTRAL		0-1-0		1-0-0		7-1-0				
7-21-0		1-14-0	3-7-0		CONFERENCE		3-0-0		0-0-0		0-0-0				
4-10-0		0-3-0	1-7-0		HOME		3-0-0		0-0-0		0-0-0				
3-11-0		1-11-0	2-0-0		AWAY		0-0-0		0-0-0		0-0-0				
0-0-0		0-0-0	0-0-0		NEUTRAL		0-0-0		0-0-0		0-0-0				
RPI	S	Opponent	Score	RPI	S	Opponent	Score	RPI	S	Opponent	Score	RPI	S	Opponent	Score
1	A	Alabama	2 12	33	H	Auburn	6 1	62	H	Chattanooga	9 6	101	N	Colorado St.	5 2
1	A	Alabama	1 12	33	H	Auburn	4 7	62	N	Chattanooga	3 5	125	H	Murray St.	6 11
1	A	Alabama	7 10	33	H	Auburn	5 9	65	H	Troy	1 5	138	A	Central Ark.	5 6
5	A	Tennessee	1 5	34	H	Kentucky	1 3	99	H	South Carolina	3 2	146	A	A&M-Corpus Christi	4 7
5	A	Tennessee	0 9	34	H	Kentucky	0 8	99	H	South Carolina	1 0	147	H	Mississippi Val.	1 4
5	A	Tennessee	1 2	35	H	Mississippi St.	3 5	99	H	South Carolina	6 3	153	N	James Madison	3 2
7	A	Florida	1 9	35	H	Mississippi St.	1 2					163	N	Tennessee Tech	6 3
7	A	Florida	3 14	35	H	Mississippi St.	3 10					168	N	UTSA	12 2
7	A	Florida	0 5	42	A	Arkansas	7 6					189	N	Cal Poly	6 4
13	H	Georgia	0 9	42	A	Arkansas	13 0					211	N	Southern Miss.	5 3
13	H	Georgia	4 8									213	N	Stephen F. Austin	9 0
13	H	Georgia	0 8									213	N	Stephen F. Austin	11 3
17	A	LSU	0 4									216	H	Belmont	6 0
17	A	LSU	1 2									216	H	Belmont	9 1
17	A	LSU	1 0									216	H	Belmont	5 0
19	A	Florida St.	0 8									240	H	Jackson St.	5 2
19	A	Florida St.	6 10									240	N	Jackson St.	2 7
20	A	Stanford	5 13									284	H	Ark.-Pine Bluff	9 0
20	A	Stanford	4 8									284	H	Ark.-Pine Bluff	10 0
<hr/>															
LAST 10 GAMES															
				99	H	South Carolina	3 2	5	A	Tennessee	1 2				
				99	H	South Carolina	6 3	5	A	Tennessee	0 9				
				99	H	South Carolina	1 0	5	A	Tennessee	1 5				
				284	H	Ark.-Pine Bluff	9 0	147	H	Mississippi Val.	1 4				
				284	H	Ark.-Pine Bluff	10 0	17	A	LSU	1 0				

Non-Div. I Games:

Ole Miss

[illegible]

Non-Div. I Games:

Fordham

Fordham

Average RPI Win:		149	WON-LOST RECORD		WINNING PCT. RANK		LAST 10 GAMES		STRENGTH OF SCHEDULE		OPP. STRENGTH OF SCHEDULE		TEAM RPI		ADJ RPI		CONF. RPI		ADJ CONF. RPI				
DIV. I ONLY			21-27-0		.4375 183		1-9-0		42		66		94		.52664 94		5		5				
DIV. I NON-CONF.			12-13-0		.48 143		0-1-0		103		106		120		.50671 119		6		6				
TOTALS		RPI 1-25		RPI 26-50		W-L RECORDS		RPI 51-100		RPI 101-150		RPI 150+											
21-27-0		1-8-0		3-8-0		OVERALL		1-5-0		3-3-0		13-3-0											
10-7-0		1-5-0		3-1-0		HOME		0-0-0		3-0-0		3-1-0											
7-14-0		0-1-0		0-5-0		AWAY		1-4-0		0-3-0		6-1-0											
4-6-0		0-2-0		0-2-0		NEUTRAL		0-1-0		0-0-0		4-1-0											
12-13-0		0-2-0		2-4-0		NON-CONFERENCE		0-3-0		0-1-0		10-3-0											
5-1-0		0-0-0		2-0-0		HOME		0-0-0		0-0-0		3-1-0											
3-7-0		0-1-0		0-0-		AWAY		0-2-0		0-1-0		3-1-0											
4-5-0		0-1-0		0-2-0		NEUTRAL		0-1-0		0-0-0		4-1-0											
9-14-0		1-6-0		1-4-0		CONFERENCE		1-2-0		3-2-0		3-0-0											
5-6-0		1-5-0		1-1-0		HOME		0-0-0		3-0-0		0-0-0											
4-7-0		0-0-0		0-3-0		AWAY		1-2-0		0-2-0		3-0-0											
0-1-0		0-1-0		0-0-0		NEUTRAL		0-0-0		0-0-0		0-0-0											
RPI	S	Opponent		Score		RPI	S	Opponent		Score		RPI	S	Opponent		Score		RPI	S	Opponent		Score	
6	N	Oregon		3	9	26	H	DePaul		0	6	53	N	Wisconsin		3	5	114	A	St. John's (NY)		2	3
12	N	Louisville		0	8	26	H	DePaul		5	3	60	A	Fresno St.		1	6	114	A	St. John's (NY)		5	6
13	A	Georgia		1	8	29	A	Notre Dame		3	7	60	A	Fresno St.		3	8	117	A	Quinnipiac		4	5
15	H	South Fla.		7	3	29	A	Notre Dame		2	7	66	A	Pittsburgh		10	5	136	H	Villanova		7	6
15	H	South Fla.		2	6	29	A	Notre Dame		2	5	66	A	Pittsburgh		0	6	136	H	Villanova		6	3
15	H	South Fla.		3	11	37	H	Massachusetts		5	3	66	A	Pittsburgh		0	1	136	H	Villanova		4	1
22	H	Syracuse		2	5	40	A	Hofstra		0	8							163	N	Tennessee Tech		7	9
22	H	Syracuse		3	4	40	A	Hofstra		2	8							166	N	Butler		10	8
22	H	Syracuse		0	2	41	N	San Diego St.		3	8							169	A	Seton Hall		6	0
						47	H	Boston U.		3	0							169	A	Seton Hall		3	1
						50	N	Kansas		0	8							169	A	Seton Hall		3	1
																		174	A	Bryant		6	4
																		176	N	Western Ill.		4	2
																		184	A	Fairfield		2	6
																		185	N	Maine		8	2
																		185	N	Maine		8	0
																		219	H	Sacred Heart		8	4
																		219	H	Sacred Heart		15	9
																		229	H	Rhode Island		10	0
																		232	A	CSU Bakersfield		15	0
																		232	A	CSU Bakersfield		9	0
																		264	H	Hartford		7	13
						LAST 10 GAMES																	
						12	N	Louisville		0	8	114	A	St. John's (NY)		2	3						
						22	H	Syracuse		3	4	114	A	St. John's (NY)		5	6						
						22	H	Syracuse		2	5	66	A	Pittsburgh		0	1						
						22	H	Syracuse		0	2	66	A	Pittsburgh		0	6						
						264	H	Hartford		7	13	66	A	Pittsburgh		10	5						

Non-Div. I Games:

Connecticut

[illegible]

Non-Div. I Games:

Harvard

RPI	S	Opponent	Score	
249	A	Dartmouth	4	0
249	H	Dartmouth	2	1
249	H	Dartmouth	2	4
268	A	Yale	15	1
268	A	Yale	11	2
268	A	Yale	14	1
268	A	Yale	9	2
269	H	Brown	5	0
269	H	Brown	2	1
269	H	Brown	2	1
269	H	Brown	5	2
270	H	Columbia	4	0
270	H	Columbia	8	0
277	A	Holy Cross	10	0

Harvard

H
a
r
v
a
r
d

H
a
r
v
a
r
d

P
a
c
i
f
i
c

Pacific				Through Games Of June 6, 2012 (FINAL)										
Average RPI Win:		153	WON-LOST	WINNING	LAST 10	STRENGTH OF		OPP. STRENGTH	TEAM	ADJ		CONF.	ADJ CONF.	
Average RPI Loss:		103	RECORD	PCT. RANK	GAMES	SCHEDULE		OF SCHEDULE	RPI	RPI		RPI	RPI	
DIV. I ONLY			34-20-0	.62963	59	5-5-0		203	78	99	.5234	96	17	14
DIV. I NON-CONF.			21-12-0	.63636	64	0-0-0		145	41	75	.54631	73	12	12
TOTALS		RPI 1-25	RPI 26-50		W-L RECORDS		RPI 51-100		RPI 101-150		RPI 150+			
34-20-0		2-5-0	2-2-0		OVERALL		3-0-0		9-8-0		18-5-0			
16-9-0		0-2-0	1-0-0		HOME		0-0-0		3-3-0		12-4-0			
8-7-0		0-3-0	0-0-0		AWAY		1-0-0		2-4-0		5-0-0			
10-4-0		2-0-0	1-2-0		NEUTRAL		2-0-0		4-1-0		1-1-0			
21-12-0		2-5-0	2-2-0		NON-CONFERENCE		3-0-0		6-2-0		8-3-0			
8-5-0		0-2-0	1-0-0		HOME		0-0-0		2-1-0		5-2-0			
3-3-0		0-3-0	0-0-		AWAY		1-0-0		0-0-0		2-0-0			
10-4-0		2-0-0	1-2-0		NEUTRAL		2-0-0		4-1-0		1-1-0			
13-8-0		0-0-0	0-0-0		CONFERENCE		0-0-0		3-6-0		10-2-0			
8-4-0		0-0-0	0-0-0		HOME		0-0-0		1-2-0		7-2-0			
5-4-0		0-0-0	0-0-0		AWAY		0-0-0		2-4-0		3-0-0			
0-0-0		0-0-0	0-0-0		NEUTRAL		0-0-0		0-0-0		0-0-0			
RPI	S	Opponent	Score		RPI	S	Opponent	Score		RPI	S	Opponent	Score	
3	A	Arizona St.	4	7	32	N	BYU	2	3	83	N	Valparaiso	7	2
10	N	Texas A&M	2	0	34	N	Kentucky	2	3	86	N	East Carolina	6	3
16	A	UCLA	2	10	38	N	Oklahoma St.	5	0	98	A	San Jose St.	6	0
18	H	Washington	4	5	41	H	San Diego St.	3	1			Colorado St.	5	6
18	H	Washington	4	6								UC Santa Barbara	6	2
20	A	Stanford	0	5								UC Santa Barbara	1	2
22	N	Syracuse	5	2								UC Santa Barbara	2	11
												UC Santa Barbara	2	4
												Long Beach St.	2	4
												Long Beach St.	3	2
												Long Beach St.	1	9
												New Mexico St.	10	2
												Iowa St.	8	0
												Sacramento St.	9	6
												Sacramento St.	10	4
												UC Davis	0	3
												UC Davis	1	0
												UC Davis	4	6
												Creighton	7	6
												Nevada	5	7
												Nevada	4	1
												Bradley	3	5
												Bradley	3	2
												St. Mary's (CA)	1	3
												St. Mary's (CA)	7	0
												UC Riverside	3	2
												UC Riverside	9	1
												UC Riverside	9	8
												H Cal Poly	2	1
												H Cal Poly	3	2
												H Cal Poly	8	3

P
a
c
i
f
i
c

Non-Div. I Games:

Pacific

RPI	S	Opponent	Score	
199	H	Cal St. Fullerton	10	5
199	H	Cal St. Fullerton	9	0
199	H	Cal St. Fullerton	7	2
212	H	Cal St. Northridge	4	5
212	H	Cal St. Northridge	3	4
212	H	Cal St. Northridge	9	1
232	A	CSU Bakersfield	10	0
232	A	CSU Bakersfield	9	3
246	H	Princeton	4	3
246	H	Princeton	5	0
251	H	Delaware	6	1
254	H	Santa Clara	6	5
254	H	Santa Clara	0	4

P
a
c
i
f
i
c

P
a
c
i
f
i
c

Pacific

Average RPI Win:	124	WON-LOST RECORD	WINNING PCT. RANK	LAST 10 GAMES		STRENGTH OF SCHEDULE	OPP. STRENGTH OF SCHEDULE	TEAM RPI	ADJ RPI	CONF. RPI	ADJ CONF. RPI	
DIV. I ONLY		23-31-0	.42593	190	2-8-0	54	53	100	.52235	97	4	4
DIV. I NON-CONF.		18-15-0	.54545	105	0-1-0	106	93	98	.5281	93	4	4
<hr/>												
TOTALS	RPI 1-25	RPI 26-50		W-L RECORDS		RPI 51-100		RPI 101-150		RPI 150+		
23-31-0	1-9-0	2-8-0		OVERALL		3-6-0		10-4-0		7-4-0		
12-10-0	0-3-0	0-2-0		HOME		2-3-0		5-1-0		5-1-0		
5-13-0	1-5-0	1-4-0		AWAY		1-2-0		1-1-0		1-1-0		
6-8-0	0-1-0	1-2-0		NEUTRAL		0-1-0		4-2-0		1-2-0		
18-15-0	1-2-0	2-3-0		NON-CONFERENCE		1-2-0		7-4-0		7-4-0		
8-3-0	0-0-0	0-0-0		HOME		1-1-0		2-1-0		5-1-0		
4-5-0	1-2-0	1-0-		AWAY		0-0-0		1-1-0		1-1-0		
6-7-0	0-0-0	1-2-0		NEUTRAL		0-1-0		4-2-0		1-2-0		
5-16-0	0-7-0	0-5-0		CONFERENCE		2-4-0		3-0-0		0-0-0		
4-7-0	0-3-0	0-2-0		HOME		1-2-0		3-0-0		0-0-0		
1-8-0	0-3-0	0-3-0		AWAY		1-2-0		0-0-0		0-0-0		
0-1-0	0-1-0	0-0-0		NEUTRAL		0-0-0		0-0-0		0-0-0		
<hr/>												
RPI S	Opponent	Score		RPI S	Opponent	Score		RPI S	Opponent	Score		
10 A	Texas A&M	0	1	28 A	North Carolina	0	5	52 H	Maryland	5	4	
10 A	Texas A&M	2	3	28 A	North Carolina	0	8	52 H	Maryland	3	4	
13 A	Georgia	3	2	28 A	North Carolina	2	3	52 H	Maryland	3	5	
19 A	Florida St.	1	7	30 H	Virginia Tech	2	10	58 N	Purdue	5	7	
19 A	Florida St.	0	8	30 H	Virginia Tech	2	4	61 A	Virginia	14	4	
19 A	Florida St.	0	6	31 N	Tulsa	0	4	61 A	Virginia	1	5	
19 N	Florida St.	2	6	34 A	Kentucky	6	3	61 A	Virginia	0	2	
25 H	Georgia Tech	4	6	34 A	Kentucky	6	7	66 H	Pittsburgh	2	5	
25 H	Georgia Tech	3	6	40 N	Hofstra	6	2	86 H	East Carolina	9	3	
25 H	Georgia Tech	2	5	44 N	UAB	1	3					

Non-Div. I Games:

North Carolina St.

Average RPI Win:		152	WON-LOST RECORD		WINNING PCT. RANK	LAST 10 GAMES	STRENGTH OF SCHEDULE		OPP. STRENGTH OF SCHEDULE	TEAM RPI	ADJ RPI	CONF. RPI	ADJ CONF. RPI
Average RPI Loss:		75											
DIV. I ONLY			28-28-0		.5	138	3-7-0		92	75	101	.52227	98
DIV. I NON-CONF.			18-16-0		.52941	118	1-0-0		129	79	107	.51799	102
TOTALS		RPI 1-25	RPI 26-50		W-L RECORDS		RPI 51-100		RPI 101-150		RPI 150+		
28-28-0		2-9-0	1-3-0		OVERALL		2-5-0		7-9-0		16-2-0		
14-7-0		1-0-0	0-0-0		HOME		1-2-0		4-4-0		8-1-0		
6-12-0		1-4-0	0-3-0		AWAY		0-0-0		2-4-0		3-1-0		
8-9-0		0-5-0	1-0-0		NEUTRAL		1-3-0		1-1-0		5-0-0		
18-16-0		1-6-0	1-0-0		NON-CONFERENCE		1-3-0		3-6-0		12-1-0		
10-4-0		1-0-0	0-0-0		HOME		0-1-0		3-2-0		6-1-0		
1-5-0		0-2-0	0-0-		AWAY		0-0-0		0-3-0		1-0-0		
7-7-0		0-4-0	1-0-0		NEUTRAL		1-2-0		0-1-0		5-0-0		
10-12-0		1-3-0	0-3-0		CONFERENCE		1-2-0		4-3-0		4-1-0		
4-3-0		0-0-0	0-0-0		HOME		1-1-0		1-2-0		2-0-0		
5-7-0		1-2-0	0-3-0		AWAY		0-0-0		2-1-0		2-1-0		
1-2-0		0-1-0	0-0-0		NEUTRAL		0-1-0		1-0-0		0-0-0		
RPI S	Opponent	Score	RPI S	Opponent	Score	RPI S	Opponent	Score	RPI S	Opponent	Score		
2 N	California	0 7	32 A	BYU	4 5	53 N	Wisconsin	9 0	101 N	Colorado St.	1 3		
3 A	Arizona St.	0 4	32 A	BYU	2 10	60 H	Fresno St.	0 1	105 A	UC Santa Barbara	1 4		
6 N	Oregon	0 9	32 A	BYU	2 3	60 H	Fresno St.	2 1	105 A	UC Santa Barbara	2 7		
10 N	Texas A&M	1 2	38 N	Oklahoma St.	1 0	60 N	Fresno St.	3 4	105 H	UC Santa Barbara	3 1		
18 N	Washington	4 9				72 N	Utah	1 3	110 H	New Mexico St.	0 8		
20 A	Stanford	2 7				89 N	Ohio St.	3 6	110 H	New Mexico St.	1 0		
20 H	Stanford	2 1				96 H	Pacific	0 6	110 H	New Mexico St.	0 1		
23 A	Hawaii	1 4							132 A	Sacramento St.	2 8		
23 A	Hawaii	0 8							132 H	Sacramento St.	5 4		
23 A	Hawaii	4 2							142 A	Nevada	11 2		
23 N	Hawaii	1 5							142 A	Nevada	10 0		
									142 A	Nevada	0 1		
									142 H	Southern Utah	6 4		
									142 H	Southern Utah	4 5		
									142 H	Southern Utah	2 7		
									142 N	Nevada	9 6		
									153 N	James Madison	9 1		
									154 H	St. Mary's (CA)	6 5		
									155 H	Louisiana Tech	4 2		
									155 H	Louisiana Tech	7 0		
									172 A	Utah Valley	10 6		
									182 A	Utah St.	4 6		
									182 A	Utah St.	9 1		
									182 A	Utah St.	11 2		
									183 N	UC Riverside	9 1		
									189 N	Cal Poly	8 4		
									189 N	Cal Poly	15 3		
			LAST 10 GAMES										
			60 N	Fresno St.	3 4	110 H	New Mexico St.	0 1					
			23 N	Hawaii	1 5	32 A	BYU	2 10					
			142 N	Nevada	9 6	32 A	BYU	2 3					
			110 H	New Mexico St.	0 8	32 A	BYU	4 5					
			110 H	New Mexico St.	1 0	172 A	Utah Valley	10 6					

Non-Div. I Games:

San Jose St.

RPI	S	Opponent	Score	
232	H	CSU Bakersfield	9	1
232	H	CSU Bakersfield	6	3
232	H	CSU Bakersfield	4	3
232	H	CSU Bakersfield	1	4
233	N	Idaho St.	10	4
254	H	Santa Clara	9	5
254	H	Santa Clara	2	1

San Jose St.

S
a
n
J
o
s
e
S
t
.

S
a
n
J
o
s
e
S
t
.

Average RPI Win:		150	WON-LOST RECORD		WINNING PCT. RANK		LAST 10 GAMES		STRENGTH OF SCHEDULE		OPP. STRENGTH OF SCHEDULE		TEAM RPI		ADJ RPI		CONF. RPI		ADJ CONF. RPI					
DIV. I ONLY			23-32-0		.41818		192		0-10-0		50		29		98		.52023		99		3		2	
DIV. I NON-CONF.			20-7-0		.74074		34		0-0-0		176		176		65		.54707		72		2		2	
TOTALS		RPI 1-25		RPI 26-50		W-L RECORDS		RPI 51-100		RPI 101-150		RPI 150+												
23-32-0		0-14-0		3-9-0		OVERALL		1-7-0		6-1-0		13-1-0												
13-14-0		0-6-0		2-6-0		HOME		1-0-0		3-1-0		7-1-0												
4-17-0		0-8-0		1-3-0		AWAY		0-6-0		0-0-0		3-0-0												
6-1-0		0-0-0		0-0-0		NEUTRAL		0-1-0		3-0-0		3-0-0												
20-7-0		0-0-0		0-1-0		NON-CONFERENCE		1-4-0		6-1-0		13-1-0												
11-2-0		0-0-0		0-0-0		HOME		1-0-0		3-1-0		7-1-0												
3-4-0		0-0-0		0-0-		AWAY		0-3-0		0-0-0		3-0-0												
6-1-0		0-0-0		0-0-0		NEUTRAL		0-1-0		3-0-0		3-0-0												
3-25-0		0-14-0		3-8-0		CONFERENCE		0-3-0		0-0-0		0-0-0												
2-12-0		0-6-0		2-6-0		HOME		0-0-0		0-0-0		0-0-0												
1-13-0		0-8-0		1-2-0		AWAY		0-3-0		0-0-0		0-0-0												
0-0-0		0-0-0		0-0-0		NEUTRAL		0-0-0		0-0-0		0-0-0												
RPI	S	Opponent		Score		RPI	S	Opponent		Score		RPI	S	Opponent		Score		RPI	S	Opponent		Score		
1	A	Alabama		5	7	28	A	North Carolina		0	8	63	A	FIU		1	3	109	H	Longwood		7	2	
1	A	Alabama		4	19	33	H	Auburn		2	3	79	H	Western Ky.		5	4	109	H	Longwood		12	5	
1	A	Alabama		1	9	33	H	Auburn		0	1	81	N	Jacksonville		6	7	118	H	Charleston So.		11	2	
5	H	Tennessee		2	4	33	H	Auburn		1	4	91	A	Coastal Caro.		1	2	118	H	Charleston So.		0	2	
5	H	Tennessee		0	8	34	A	Kentucky		9	1	91	A	Coastal Caro.		2	5	121	N	Portland St.		2	1	
5	H	Tennessee		3	6	34	A	Kentucky		5	10	92	A	Ole Miss		0	1	133	N	UC Davis		3	2	
7	A	Florida		1	9	34	A	Kentucky		0	7	92	A	Ole Miss		3	6	136	N	Villanova		15	3	
7	A	Florida		0	1	35	H	Mississippi St.		6	10	92	A	Ole Miss		2	3	151	A	Charlotte		13	7	
7	A	Florida		3	7	35	H	Mississippi St.		0	9							151	H	Charlotte		6	5	
13	A	Georgia		3	8	42	H	Arkansas		8	7							178	N	Ill.-Chicago		5	0	
13	A	Georgia		3	4	42	H	Arkansas		7	2							183	A	UC Riverside		9	4	
17	H	LSU		0	5	42	H	Arkansas		4	5							185	N	Maine		13	4	
17	H	LSU		0	5													188	H	Appalachian St.		7	4	
17	H	LSU		0	9													190	H	George Washington		4	2	
																		195	N	Providence		11	3	
																		202	A	Winthrop		12	2	
																		202	H	Winthrop		8	1	
																		202	H	Winthrop		9	1	
																		245	H	Cleveland St.		7	4	
																		247	H	Presbyterian		8	1	
																		256	H	Tennessee St.		2	4	
						LAST 10 GAMES																		
						92	A	Ole Miss		2	3	33	H	Auburn		0	1							
						92	A	Ole Miss		3	6	5	H	Tennessee		3	6							
						92	A	Ole Miss		0	1	5	H	Tennessee		2	4							
						33	H	Auburn		1	4	5	H	Tennessee		0	8							
						33	H	Auburn		2	3	1	A	Alabama		4	19							

Non-Div. I Games:

South Carolina

Average RPI Win:		157	WON-LOST RECORD		WINNING PCT. RANK	LAST 10 GAMES	STRENGTH OF SCHEDULE	OPP. STRENGTH OF SCHEDULE	TEAM RPI	ADJ RPI	CONF. RPI	ADJ CONF. RPI					
Average RPI Loss:		74															
DIV. I ONLY			27-25-0		.51923	124	3-7-0		130	65	118	.51913	100	8	8		
DIV. I NON-CONF.			25-15-0		.625	70	1-2-0		167	67	87	.539	80	8	8		
TOTALS		RPI 1-25		RPI 26-50		W-L RECORDS		RPI 51-100		RPI 101-150		RPI 150+					
27-25-0		3-5-0		2-6-0		OVERALL		1-4-0		5-7-0		16-3-0					
9-8-0		0-0-0		0-3-0		HOME		0-2-0		3-3-0		6-0-0					
4-15-0		0-5-0		0-2-0		AWAY		1-2-0		0-4-0		3-2-0					
14-2-0		3-0-0		2-1-0		NEUTRAL		0-0-0		2-0-0		7-1-0					
25-15-0		3-5-0		2-3-0		NON-CONFERENCE		0-2-0		4-2-0		16-3-0					
8-3-0		0-0-0		0-0-0		HOME		0-2-0		2-1-0		6-0-0					
3-10-0		0-5-0		0-0-		AWAY		0-0-0		0-1-0		3-2-0					
14-2-0		3-0-0		2-1-0		NEUTRAL		0-0-0		2-0-0		7-1-0					
2-10-0		0-0-0		0-3-0		CONFERENCE		1-2-0		1-5-0		0-0-0					
1-5-0		0-0-0		0-3-0		HOME		0-0-0		1-2-0		0-0-0					
1-5-0		0-0-0		0-0-0		AWAY		1-2-0		0-3-0		0-0-0					
0-0-0		0-0-0		0-0-0		NEUTRAL		0-0-0		0-0-0		0-0-0					
RPI	S	Opponent		Score		RPI	S	Opponent		Score		RPI	S	Opponent		Score	
6	N	Oregon		7	6	27	A	Texas Tech		5	8	57	A	Boise St.		5	8
8	A	Texas		1	2	27	A	Texas Tech		4	9	57	A	Boise St.		6	8
8	A	Texas		0	5	31	N	Tulsa		1	2	57	A	Boise St.		6	5
8	A	Texas		3	7	41	H	San Diego St.		6	12	58	H	Purdue		6	10
10	N	Texas A&M		15	3	41	H	San Diego St.		0	7	72	H	Utah		1	6
11	A	Arizona		1	8	41	H	San Diego St.		3	8						
11	A	Arizona		0	5	43	N	Texas St.		5	3						
24	N	Oregon St.		10	6	49	N	Northwestern		13	5						
						LAST 10 GAMES											
						101	A	Colorado St.		5	10	106	H	UNLV		4	8
						101	A	Colorado St.		5	6	209	A	UTEP		14	7
						101	A	Colorado St.		0	8	209	A	UTEP		8	11
						106	H	UNLV		6	7	209	A	UTEP		7	10
						106	H	UNLV		13	7	57	A	Boise St.		6	5

Non-Div. I Games:

New Mexico

RPI	S	Opponent	Score	
232	H	CSU Bakersfield	8	0
233	N	Idaho St.	9	8
238	H	North Dakota	8	0
238	H	North Dakota	13	8

New Mexico

N
e
w
M
e
x
i
c
o

N
e
w
M
e
x
i
c
o

Average RPI Win:		150	WON-LOST RECORD		WINNING PCT. RANK		LAST 10 GAMES		STRENGTH OF SCHEDULE		OPP. STRENGTH OF SCHEDULE		TEAM RPI		ADJ RPI		CONF. RPI		ADJ CONF. RPI					
Average RPI Loss:		97																						
DIV. I ONLY			29-22-0		.56863		98		9-1-0		120		110		97		.51854		101		8		8	
DIV. I NON-CONF.			21-18-0		.53846		112		1-0-0		171		156		125		.50037		126		8		8	
TOTALS		RPI 1-25		RPI 26-50		W-L RECORDS		RPI 51-100		RPI 101-150		RPI 150+												
29-22-0		0-4-0		0-4-0		OVERALL		8-5-0		5-4-0		16-5-0												
11-3-0		0-0-0		0-0-0		HOME		6-2-0		1-0-0		4-1-0												
7-10-0		0-3-0		0-3-0		AWAY		1-0-0		3-3-0		3-1-0												
11-9-0		0-1-0		0-1-0		NEUTRAL		1-3-0		1-1-0		9-3-0												
21-18-0		0-4-0		0-1-0		NON-CONFERENCE		3-4-0		2-4-0		16-5-0												
6-2-0		0-0-0		0-0-0		HOME		1-1-0		1-0-0		4-1-0												
4-7-0		0-3-0		0-0-		AWAY		1-0-0		0-3-0		3-1-0												
11-9-0		0-1-0		0-1-0		NEUTRAL		1-3-0		1-1-0		9-3-0												
8-4-0		0-0-0		0-3-0		CONFERENCE		5-1-0		3-0-0		0-0-0												
5-1-0		0-0-0		0-0-0		HOME		5-1-0		0-0-0		0-0-0												
3-3-0		0-0-0		0-3-0		AWAY		0-0-0		3-0-0		0-0-0												
0-0-0		0-0-0		0-0-0		NEUTRAL		0-0-0		0-0-0		0-0-0												
RPI	S	Opponent		Score		RPI	S	Opponent		Score		RPI	S	Opponent		Score		RPI	S	Opponent		Score		
8	A	Texas		0	6	41	A	San Diego St.		3	4	57	H	Boise St.		7	11	106	A	UNLV		5	3	
8	A	Texas		0	8	41	A	San Diego St.		1	4	57	H	Boise St.		5	3	106	A	UNLV		8	0	
20	A	Stanford		0	11	41	A	San Diego St.		5	6	57	H	Boise St.		5	3	106	A	UNLV		5	2	
24	N	Oregon St.		2	4	49	N	Northwestern		1	8	64	N	Nebraska		2	10	108	N	Long Beach St.		7	6	
												71	H	UNI		2	8	110	A	New Mexico St.		2	5	
												71	H	UNI		16	13	110	A	New Mexico St.		1	4	
												89	N	Ohio St.		8	9	121	H	Portland St.		10	9	
												92	N	Ole Miss		2	5	123	N	Iowa St.		3	4	
												96	A	Pacific		6	5	132	A	Sacramento St.		0	1	
												98	N	San Jose St.		3	1	153	N	James Madison		6	5	
												100	H	New Mexico		8	0	154	H	St. Mary's (CA)		11	10	
												100	H	New Mexico		6	5	154	H	St. Mary's (CA)		4	3	
												100	H	New Mexico		10	5	168	N	UTSA		10	2	
																		175	N	Akron		3	2	
																		183	A	UC Riverside		10	2	
																		183	A	UC Riverside		1	3	
																		187	A	Northern Colo.		10	6	
																		187	A	Northern Colo.		6	5	
																		187	H	Northern Colo.		6	2	
																		187	H	Northern Colo.		8	0	
																		189	N	Cal Poly		5	2	
																		199	N	Cal St. Fullerton		9	3	
																		199	N	Cal St. Fullerton		10	13	
																		210	H	Weber St.		5	6	
																		210	N	Weber St.		15	14	
																		213	N	Stephen F. Austin		4	9	
																		246	N	Princeton		3	5	
					LAST 10 GAMES																			
						100	H	New Mexico		10	5	106	A	UNLV		8	0	199	N	Cal St. Fullerton		10	13	
						100	H	New Mexico		6	5	106	A	UNLV		5	2	210	H	Weber St.		5	6	
						100	H	New Mexico		8	0	57	H	Boise St.		7	11	210	N	Weber St.		15	14	
						187	A	Northern Colo.		6	5	57	H	Boise St.		5	3	213	N	Stephen F. Austin		4	9	
						106	A	UNLV		5	3	57	H	Boise St.		5	3	246	N	Princeton		3	5	

Non-Div. I Games:

Colorado St.

RPI	S	Opponent	Score	
254	N	Santa Clara	3	2
269	N	Brown	1	0
269	N	Brown	4	3

Colorado St.

C
o
l
o
r
a
d
o
s
t
.

C
o
l
o
r
a
d
o
s
t
.

[illegible]

Non-Div. I Games:

Bowling Green

RPI	S	Opponent	Score	
203	A	Buffalo	3	1
204	A	Toledo	7	1
204	A	Toledo	3	1
204	N	Toledo	5	0
206	N	Saint Francis (PA)	1	0
206	N	Saint Francis (PA)	4	2
222	N	Morehead St.	6	3
224	N	Indiana St.	3	4
262	H	Detroit	6	4
262	H	Detroit	1	3
266	A	George Mason	5	1
266	A	George Mason	1	0
272	H	Oakland	5	0
272	H	Oakland	5	0
275	N	Alabama St.	6	0

Bowling Green

B
o
w
l
i
n
g
G
r
e
e
n

B
o
w
l
i
n
g
G
r
e
e
n

Average RPI Win: 98		WON-LOST	WINNING	LAST 10	STRENGTH OF		OPP. STRENGTH	TEAM	ADJ	CONF.	ADJ CONF.
Average RPI Loss: 60		RECORD	PCT. RANK	GAMES	SCHEDULE		OF SCHEDULE	RPI	RPI	RPI	RPI
DIV. I ONLY		18-32-0	.36	216	5-5-0		33	37	112	.51759	103
DIV. I NON-CONF.		9-16-0	.36	214	1-0-0		13	17	92	.53204	89
TOTALS		RPI 1-25	RPI 26-50		W-L RECORDS		RPI 51-100		RPI 101-150		RPI 150+
18-32-0		1-8-0	2-3-0		OVERALL		9-17-0		2-2-0		4-2-0
10-4-0		0-0-0	0-0-0		HOME		7-4-0		0-0-0		3-0-0
2-16-0		1-5-0	0-1-0		AWAY		0-9-0		1-1-0		0-0-0
6-12-0		0-3-0	2-2-0		NEUTRAL		2-4-0		1-1-0		1-2-0
9-16-0		1-4-0	2-3-0		NON-CONFERENCE		3-5-0		2-2-0		1-2-0
1-1-0		0-0-0	0-0-0		HOME		1-1-0		0-0-0		0-0-0
2-4-0		1-2-0	0-0-		AWAY		0-0-0		1-1-0		0-0-0
6-11-0		0-2-0	2-2-0		NEUTRAL		2-4-0		1-1-0		1-2-0
9-16-0		0-4-0	0-0-0		CONFERENCE		6-12-0		0-0-0		3-0-0
9-3-0		0-0-0	0-0-0		HOME		6-3-0		0-0-0		3-0-0
0-12-0		0-3-0	0-0-0		AWAY		0-9-0		0-0-0		0-0-0
0-1-0		0-1-0	0-0-0		NEUTRAL		0-0-0		0-0-0		0-0-0
RPI S	Opponent	Score	RPI S	Opponent	Score	RPI S	Opponent	Score	RPI S	Opponent	Score
4 N	Oklahoma	1 6	28 A	North Carolina	3 11	53 A	Wisconsin	0 9	124 N	LIU Brooklyn	8 2
9 N	La.-Lafayette	1 5	29 N	Notre Dame	3 6	53 A	Wisconsin	0 8	129 A	Kent St.	3 11
15 A	South Fla.	0 7	30 N	Virginia Tech	8 7	53 A	Wisconsin	1 4	129 A	Kent St.	9 0
17 A	LSU	5 3	33 N	Auburn	2 1	54 N	Miami (OH)	2 5	130 N	Central Conn. St.	3 4
17 A	LSU	0 1	48 N	Illinois St.	0 1	58 A	Purdue	0 7	153 N	James Madison	5 4
21 A	Michigan	0 6				58 A	Purdue	0 5	153 N	James Madison	8 10
21 A	Michigan	4 12				58 A	Purdue	1 2	155 N	Louisiana Tech	2 4
21 A	Michigan	2 11				59 A	Illinois	3 6	193 H	Michigan St.	4 3
21 N	Michigan	1 12				59 A	Illinois	2 3	193 H	Michigan St.	11 5
						59 A	Illinois	2 4	193 H	Michigan St.	7 5
						61 N	Virginia	1 13			
						66 H	Pittsburgh	2 7			
						66 H	Pittsburgh	4 0			
						68 H	Minnesota	4 3			
						68 H	Minnesota	4 3			
						68 H	Minnesota	6 5			
						69 N	Lipscomb	4 3			
						70 N	Rutgers	0 9			
						82 N	S.C. Upstate	0 2			
						89 H	Ohio St.	2 5			
LAST 10 GAMES											
						89 H	Ohio St.	1 4			
						89 H	Ohio St.	2 5			
						89 H	Ohio St.	6 5			
						59 A	Illinois	2 3			
						59 A	Illinois	3 6			

Non-Div. I Games:

Penn St.

RPI	S	Opponent	Score	
89	H	Ohio St.	1	4
89	H	Ohio St.	6	5
90	H	Indiana	9	4
90	H	Indiana	6	12
90	H	Indiana	5	2
97	N	North Carolina St.	5	3
59	A	Illinois	2	4
68	H	Minnesota	4	3
68	H	Minnesota	4	3
68	H	Minnesota	6	5
129	A	Kent St.	9	0

P
e
n
n
s
t
.

P
e
n
n
s
t
.

Average RPI Win: 164		WON-LOST	WINNING	LAST 10	STRENGTH OF		OPP. STRENGTH	TEAM	ADJ	CONF.	ADJ CONF.
Average RPI Loss: 65		RECORD	PCT. RANK	GAMES	SCHEDULE		OF SCHEDULE	RPI	RPI	RPI	RPI
DIV. I ONLY		23-30-0	.43396	184	2-8-0		57	88	109	.51683	104
DIV. I NON-CONF.		20-11-0	.64516	60	1-2-0		118	203	82	.53647	83
TOTALS		RPI 1-25	RPI 26-50		W-L RECORDS		RPI 51-100		RPI 101-150		RPI 150+
23-30-0		0-7-0	2-9-0		OVERALL		5-8-0		3-2-0		13-4-0
5-12-0		0-0-0	2-6-0		HOME		1-5-0		0-0-0		2-1-0
5-15-0		0-6-0	0-3-0		AWAY		1-3-0		1-1-0		3-2-0
13-3-0		0-1-0	0-0-0		NEUTRAL		3-0-0		2-1-0		8-1-0
20-11-0		0-1-0	0-4-0		NON-CONFERENCE		4-0-0		3-2-0		13-4-0
2-3-0		0-0-0	0-2-0		HOME		0-0-0		0-0-0		2-1-0
5-5-0		0-0-0	0-0-0		AWAY		1-0-0		1-1-0		3-2-0
13-3-0		0-1-0	0-0-0		NEUTRAL		3-0-0		2-1-0		8-1-0
3-19-0		0-6-0	2-5-0		CONFERENCE		1-8-0		0-0-0		0-0-0
3-9-0		0-0-0	2-4-0		HOME		1-5-0		0-0-0		0-0-0
0-10-0		0-6-0	0-1-0		AWAY		0-3-0		0-0-0		0-0-0
0-0-0		0-0-0	0-0-0		NEUTRAL		0-0-0		0-0-0		0-0-0
RPI S	Opponent	Score	RPI S	Opponent	Score	RPI S	Opponent	Score	RPI S	Opponent	Score
15 N	South Fla.	3 6	28 A	North Carolina	4 10	52 H	Maryland	1 4	113 N	UT Martin	7 1
19 A	Florida St.	0 2	28 H	North Carolina	0 1	52 H	Maryland	3 4	119 N	Loyola Marymount	4 1
19 A	Florida St.	4 12	28 H	North Carolina	4 3	52 H	Maryland	0 11	127 A	Stetson	2 1
19 A	Florida St.	0 5	28 H	North Carolina	2 12	54 N	Miami (OH)	3 1	127 A	Stetson	1 7
25 A	Georgia Tech	4 9	30 H	Virginia Tech	5 4	61 H	Virginia	10 4	138 N	Central Ark.	2 7
25 A	Georgia Tech	0 8	30 H	Virginia Tech	8 12	61 H	Virginia	4 7	151 A	Charlotte	6 2
25 A	Georgia Tech	0 4	30 H	Virginia Tech	5 8	61 H	Virginia	1 5	151 H	Charlotte	2 12
			37 A	Massachusetts	2 4	68 N	Minnesota	2 1	156 A	Fla. Atlantic	1 6
			37 H	Massachusetts	1 5	74 A	Fla. Gulf Coast	6 3	162 N	Binghamton	0 2
			47 A	Boston U.	0 1	79 N	Western Ky.	4 2	177 N	Saint Louis	5 4
			47 H	Boston U.	4 6	97 A	North Carolina St.	3 10	195 A	Providence	6 7
						97 A	North Carolina St.	3 10	195 N	Providence	13 1
						97 A	North Carolina St.	1 7	198 N	Bethune-Cookman	4 1
									228 N	Towson	6 1
									249 A	Dartmouth	7 0
									249 A	Dartmouth	3 2
									249 H	Dartmouth	2 1
									249 H	Dartmouth	11 0
									251 N	Delaware	3 2
									263 N	Hampton	5 1
									280 N	Morgan St.	10 0
									280 N	Morgan St.	11 3
			LAST 10 GAMES								
			28 A	North Carolina	4 10	52 H	Maryland	0 11			
			28 H	North Carolina	0 1	52 H	Maryland	1 4			
			28 H	North Carolina	4 3	52 H	Maryland	3 4			
			28 H	North Carolina	2 12	47 H	Boston U.	4 6			
			195 A	Providence	6 7	249 A	Dartmouth	7 0			

Non-Div. I Games:

Boston College

RPI	S	Opponent	Score	
232	H	CSU Bakersfield	3	1
232	H	CSU Bakersfield	4	3
254	A	Santa Clara	2	5
254	A	Santa Clara	3	1

UC Santa Barbara

U
C
S
a
n
t
a
B
a
r
b
a
r
a

U
C
S
a
n
t
a
B
a
r
b
a
r
a

UNLV				Through Games Of June 6, 2012 (FINAL)											
Average RPI Win: 117		WON-LOST RECORD	WINNING PCT. RANK	LAST 10 GAMES	STRENGTH OF SCHEDULE	OPP. STRENGTH OF SCHEDULE	TEAM RPI	ADJ RPI	CONF. RPI	ADJ CONF. RPI					
Average RPI Loss: 87															
DIV. I ONLY		22-27-0	.44898	178	3-7-0	65	84	111	.51516	106	8	8			
DIV. I NON-CONF.		19-18-0	.51351	127	0-0-0	72	101	96	.52601	96	8	8			
<hr/>															
TOTALS		RPI 1-25	RPI 26-50		W-L RECORDS		RPI 51-100		RPI 101-150		RPI 150+				
22-27-0		0-2-0	2-5-0		OVERALL		9-9-0		5-8-0		6-3-0				
7-15-0		0-2-0	1-3-0		HOME		1-2-0		2-5-0		3-3-0				
5-7-0		0-0-0	0-0-0		AWAY		4-4-0		0-3-0		1-0-0				
10-5-0		0-0-0	1-2-0		NEUTRAL		4-3-0		3-0-0		2-0-0				
19-18-0		0-2-0	1-3-0		NON-CONFERENCE		7-5-0		5-5-0		6-3-0				
6-10-0		0-2-0	0-1-0		HOME		1-2-0		2-2-0		3-3-0				
3-3-0		0-0-0	0-0-		AWAY		2-0-0		0-3-0		1-0-0				
10-5-0		0-0-0	1-2-0		NEUTRAL		4-3-0		3-0-0		2-0-0				
3-9-0		0-0-0	1-2-0		CONFERENCE		2-4-0		0-3-0		0-0-0				
1-5-0		0-0-0	1-2-0		HOME		0-0-0		0-3-0		0-0-0				
2-4-0		0-0-0	0-0-0		AWAY		2-4-0		0-0-0		0-0-0				
0-0-0		0-0-0	0-0-0		NEUTRAL		0-0-0		0-0-0		0-0-0				
<hr/>															
RPI	S	Opponent	Score	RPI	S	Opponent	Score	RPI	S	Opponent	Score	RPI	S	Opponent	Score
4	H	Oklahoma	0 5	26	H	DePaul	3 8	57	A	Boise St.	4 5	101	H	Colorado St.	0 8
23	H	Hawaii	2 12	28	N	North Carolina	0 5	57	A	Boise St.	5 7	101	H	Colorado St.	2 5
				29	N	Notre Dame	3 2	57	A	Boise St.	2 3	101	H	Colorado St.	3 5
				41	H	San Diego St.	9 7	58	N	Purdue	6 2	105	A	UC Santa Barbara	0 1
				41	H	San Diego St.	7 11	59	H	Illinois	2 3	110	H	New Mexico St.	6 1
				41	H	San Diego St.	3 10	60	A	Fresno St.	12 2	122	N	San Diego	7 3
				46	N	Houston	7 11	60	A	Fresno St.	8 5	122	N	San Diego	2 1
								66	N	Pittsburgh	2 3	142	A	Southern Utah	1 9
								67	N	Ball St.	3 0	142	A	Southern Utah	2 3
								67	N	Ball St.	1 5	142	H	Southern Utah	10 11
								68	H	Minnesota	2 1	142	H	Southern Utah	4 8
								69	N	Lipscomb	1 2	142	N	Nevada	1 0
								69	N	Lipscomb	5 3	148	H	Memphis	1 0
								89	H	Ohio St.	3 4	156	H	Fla. Atlantic	5 9
								95	N	Harvard	7 2	159	N	Eastern Ky.	6 1
								100	A	New Mexico	7 6	169	H	Seton Hall	0 5
								100	A	New Mexico	8 4	169	H	Seton Hall	6 4
								100	A	New Mexico	7 13	189	A	Cal Poly	4 1
												199	N	Cal St. Fullerton	3 0
												210	H	Weber St.	5 11
												232	H	CSU Bakersfield	6 2
												233	H	Idaho St.	7 1
<hr/>															
				LAST 10 GAMES											
				41	H	San Diego St.	9 7	100	A	New Mexico	8 4				
				41	H	San Diego St.	3 10	101	H	Colorado St.	3 5				
				41	H	San Diego St.	7 11	101	H	Colorado St.	0 8				
				100	A	New Mexico	7 6	101	H	Colorado St.	2 5				
				100	A	New Mexico	7 13	57	A	Boise St.	4 5				

UNLV

Non-Div. I Games:

UNLV

Average RPI Win: 187		WON-LOST	WINNING	LAST 10	STRENGTH OF		OPP. STRENGTH	TEAM	ADJ		CONF.	ADJ CONF.
Average RPI Loss: 96		RECORD	PCT. RANK	GAMES	SCHEDULE		OF SCHEDULE	RPI	RPI		RPI	RPI
DIV. I ONLY		34-21-0	.61818	65	194		133	113	.51491		107	18
DIV. I NON-CONF.		20-11-0	.64516	60	208		125	101	.52644		95	16
TOTALS		RPI 1-25	RPI 26-50		W-L RECORDS		RPI 51-100		RPI 101-150		RPI 150+	
34-21-0		2-6-0	2-4-0		OVERALL		0-1-0		7-5-0		23-5-0	
13-4-0		0-1-0	1-0-0		HOME		0-0-0		2-2-0		10-1-0	
9-10-0		1-3-0	1-2-0		AWAY		0-1-0		2-0-0		5-4-0	
12-7-0		1-2-0	0-2-0		NEUTRAL		0-0-0		3-3-0		8-0-0	
20-11-0		2-6-0	2-1-0		NON-CONFERENCE		0-1-0		1-2-0		15-1-0	
6-1-0		0-1-0	1-0-0		HOME		0-0-0		0-0-0		5-0-0	
4-5-0		1-3-0	1-0-		AWAY		0-1-0		0-0-0		2-1-0	
10-5-0		1-2-0	0-1-0		NEUTRAL		0-0-0		1-2-0		8-0-0	
14-10-0		0-0-0	0-3-0		CONFERENCE		0-0-0		6-3-0		8-4-0	
7-3-0		0-0-0	0-0-0		HOME		0-0-0		2-2-0		5-1-0	
5-5-0		0-0-0	0-2-0		AWAY		0-0-0		2-0-0		3-3-0	
2-2-0		0-0-0	0-1-0		NEUTRAL		0-0-0		2-1-0		0-0-0	
RPI S	Opponent	Score	RPI S	Opponent	Score	RPI S	Opponent	Score	RPI S	Opponent	Score	
3 A	Arizona St.	3 1	36 N	South Ala.	0 3	88 A	North Florida	0 1	111 H	Sam Houston St.	5 6	
9 A	La.-Lafayette	0 6	43 A	Texas St.	7 8				111 H	Sam Houston St.	9 3	
11 N	Arizona	1 8	43 A	Texas St.	0 4				111 N	Sam Houston St.	2 3	
17 A	LSU	1 2	43 N	Texas St.	2 5				111 N	Sam Houston St.	6 1	
17 A	LSU	0 2	46 A	Houston	5 4				121 N	Portland St.	1 4	
17 H	LSU	0 4	46 H	Houston	6 5				131 N	La.-Monroe	2 6	
22 N	Syracuse	2 11							131 N	La.-Monroe	2 0	
24 N	Oregon St.	3 2							138 H	Central Ark.	1 3	
									138 H	Central Ark.	4 0	
									146 A	A&M-Corpus Christi	3 2	
									146 A	A&M-Corpus Christi	1 0	
									146 N	A&M-Corpus Christi	11 3	
									152 N	Bradley	2 1	
									155 A	Louisiana Tech	3 4	
									155 A	Louisiana Tech	5 4	
									168 H	UTSA	7 0	
									168 H	UTSA	9 5	
									181 N	Delaware St.	2 0	
									213 A	Stephen F. Austin	8 9	
									213 A	Stephen F. Austin	1 4	
									214 N	St. Bonaventure	2 0	
									214 N	St. Bonaventure	3 0	
									220 H	Texas-Arlington	4 0	
									220 H	Texas-Arlington	3 2	
									227 H	Nicholls St.	8 0	
									227 H	Nicholls St.	2 3	
									231 A	Northwestern St.	7 3	
			LAST 10 GAMES									
			43 N	Texas St.	2 5	138 H	Central Ark.	4 0				
			111 N	Sam Houston St.	2 3	283 H	Alcorn St.	8 0				
			111 N	Sam Houston St.	6 1	283 H	Alcorn St.	12 1				
			146 N	A&M-Corpus Christi	11 3	155 A	Louisiana Tech	5 4				
			138 H	Central Ark.	1 3	155 A	Louisiana Tech	3 4				

Non-Div. I Games:

McNeese St.

RPI	S	Opponent	Score	
231	A	Northwestern St.	2	1
233	N	Idaho St.	4	2
242	H	Houston Baptist	4	0
242	H	Houston Baptist	3	2
244	A	Southeastern La.	8	2
244	A	Southeastern La.	0	4
250	N	Mt. St. Mary's	8	0
283	H	Alcorn St.	12	1
283	H	Alcorn St.	8	0
283	N	Alcorn St.	8	0
283	N	Alcorn St.	11	0
288	A	Southern U.	12	1
288	H	Southern U.	8	0

McNeese St.

M
c
N
e
e
s
e
s
t
.

M
c
N
e
e
s
e
s
t
.

RPI	S	Opponent	Score	
199	A	Cal St. Fullerton	5	1
199	A	Cal St. Fullerton	5	2
204	N	Toledo	5	1
204	N	Toledo	2	4
212	A	Cal St. Northridge	4	3
212	A	Cal St. Northridge	1	2
212	A	Cal St. Northridge	9	4

Long Beach St.

L
o
n
g
B
e
a
c
h
S
t
.

L
o
n
g
B
e
a
c
h
S
t
.

Average RPI Win:		195	WON-LOST RECORD		WINNING PCT. RANK	LAST 10 GAMES		STRENGTH OF SCHEDULE		OPP. STRENGTH OF SCHEDULE	TEAM RPI	ADJ RPI	CONF. RPI	ADJ CONF. RPI			
Average RPI Loss:		65															
DIV. I ONLY			29-26-0		.52727	121	3-7-0		109	122	110	.51405	109	26	26		
DIV. I NON-CONF.			29-26-0		.52727	121	3-7-0		115	132	111	.51405	108	26	26		
TOTALS		RPI 1-25		RPI 26-50		W-L RECORDS		RPI 51-100		RPI 101-150		RPI 150+					
29-26-0		0-5-0		1-5-0		OVERALL		2-13-0		4-1-0		22-2-0					
18-4-0		0-0-0		0-2-0		HOME		1-1-0		1-0-0		16-1-0					
5-17-0		0-5-0		0-2-0		AWAY		1-8-0		1-1-0		3-1-0					
6-5-0		0-0-0		1-1-0		NEUTRAL		0-4-0		2-0-0		3-0-0					
29-26-0		0-5-0		1-5-0		NON-CONFERENCE		2-13-0		4-1-0		22-2-0					
18-4-0		0-0-0		0-2-0		HOME		1-1-0		1-0-0		16-1-0					
5-17-0		0-5-0		0-0-		AWAY		1-8-0		1-1-0		3-1-0					
6-5-0		0-0-0		1-1-0		NEUTRAL		0-4-0		2-0-0		3-0-0					
0-0-0		0-0-0		0-0-0		CONFERENCE		0-0-0		0-0-0		0-0-0					
0-0-0		0-0-0		0-0-0		HOME		0-0-0		0-0-0		0-0-0					
0-0-0		0-0-0		0-0-0		AWAY		0-0-0		0-0-0		0-0-0					
0-0-0		0-0-0		0-0-0		NEUTRAL		0-0-0		0-0-0		0-0-0					
RPI	S	Opponent		Score		RPI	S	Opponent		Score		RPI	S	Opponent		Score	
1	A	Alabama		2	7	26	N	DePaul		2	10	55	A	Marshall		4	5
1	A	Alabama		0	11	26	N	DePaul		4	1	55	A	Marshall		7	9
12	A	Louisville		1	7	28	A	North Carolina		5	10	56	A	Radford		1	4
12	A	Louisville		0	1	28	A	North Carolina		0	16	58	N	Purdue		0	8
12	A	Louisville		0	8	30	H	Virginia Tech		3	5	61	H	Virginia		0	2
						30	H	Virginia Tech		0	4	61	H	Virginia		3	0
												76	A	Georgia St.		2	3
												76	A	Georgia St.		11	7
												86	A	East Carolina		0	5
												86	A	East Carolina		2	5
												89	N	Ohio St.		3	12
												93	N	Fordham		1	5
												97	N	North Carolina St.		3	4
												99	A	South Carolina		2	7
												99	A	South Carolina		5	12
														208 N Western Caro.		11	10
														223 A Liberty		11	3
														223 A Liberty		6	14
														225 N East Tenn. St.		3	2
														253 H Norfolk St.		4	3
														253 H Norfolk St.		9	1
														261 H UMBC		9	8
														261 H UMBC		9	0
														263 A Hampton		5	4
														263 A Hampton		3	1
														272 H Oakland		9	3
														272 H Oakland		7	3
														285 H N.C. Central		6	1
				LAST 10 GAMES													
				223	A	Liberty		11	3	55	A	Marshall		7	9		
				223	A	Liberty		6	14	86	A	East Carolina		2	5		
				194	H	Elon		6	0	86	A	East Carolina		0	5		
				194	H	Elon		10	6	12	A	Louisville		0	1		
				55	A	Marshall		4	5	12	A	Louisville		1	7		

Non-Div. I Games:

Longwood

RPI	S	Opponent	Score	
285	H	N.C. Central	6	2
286	H	Saint Peter's	11	0

Longwood

L
o
n
g
w
o
o
d

L
o
n
g
w
o
o
d

Average RPI Win:	141	WON-LOST RECORD	WINNING PCT. RANK	LAST 10 GAMES	STRENGTH OF SCHEDULE	OPP. STRENGTH OF SCHEDULE	TEAM RPI	ADJ RPI	CONF. RPI	ADJ CONF. RPI				
DIV. I ONLY		24-29-0	.45283	175	5-5-0	79	70	119	.51383	110	9	10		
DIV. I NON-CONF.		19-13-0	.59375	83	0-0-0	77	58	69	.54947	69	10	10		
<hr/>														
TOTALS	RPI 1-25	RPI 26-50		W-L RECORDS		RPI 51-100		RPI 101-150		RPI 150+				
24-29-0	1-8-0	0-4-0		OVERALL		7-9-0		5-3-0		11-5-0				
13-9-0	0-3-0	0-0-0		HOME		2-3-0		3-2-0		8-1-0				
5-13-0	1-2-0	0-3-0		AWAY		3-4-0		0-1-0		1-3-0				
6-7-0	0-3-0	0-1-0		NEUTRAL		2-2-0		2-0-0		2-1-0				
19-13-0	1-5-0	0-1-0		NON-CONFERENCE		5-5-0		4-1-0		9-1-0				
10-3-0	0-0-0	0-0-0		HOME		2-3-0		2-0-0		6-0-0				
3-3-0	1-2-0	0-0-		AWAY		1-0-0		0-1-0		1-0-0				
6-7-0	0-3-0	0-1-0		NEUTRAL		2-2-0		2-0-0		2-1-0				
5-16-0	0-3-0	0-3-0		CONFERENCE		2-4-0		1-2-0		2-4-0				
3-6-0	0-3-0	0-0-0		HOME		0-0-0		1-2-0		2-1-0				
2-10-0	0-0-0	0-3-0		AWAY		2-4-0		0-0-0		0-3-0				
0-0-0	0-0-0	0-0-0		NEUTRAL		0-0-0		0-0-0		0-0-0				
<hr/>														
RPI	S	Opponent	Score		RPI	S	Opponent	Score		RPI	S	Opponent	Score	
2	N	California	0	2	32	A	BYU	2	3	59	N	Illinois	3	4
3	A	Arizona St.	5	13	32	A	BYU	1	9	60	A	Fresno St.	1	3
6	N	Oregon	1	7	32	A	BYU	3	6	60	A	Fresno St.	0	1
11	A	Arizona	3	6	41	N	San Diego St.	0	6	60	A	Fresno St.	1	2
11	A	Arizona	9	5						64	H	Nebraska	2	15
20	N	Stanford	2	5						64	H	Nebraska	2	10
23	H	Hawaii	3	4						83	H	Valparaiso	1	9
23	H	Hawaii	1	9						83	N	Valparaiso	8	5
23	H	Hawaii	1	4						86	N	East Carolina	14	5
										90	H	Indiana	10	2
										96	N	Pacific	2	10
										98	A	San Jose St.	8	0
										98	A	San Jose St.	1	0
										98	A	San Jose St.	0	1
										100	A	New Mexico	9	1
										100	H	New Mexico	8	6
<hr/>					<hr/>					<hr/>				
LAST 10 GAMES														
					98	A	San Jose St.	8	0	182	H	Utah St.	4	1
					98	A	San Jose St.	0	1	60	A	Fresno St.	1	2
					98	A	San Jose St.	1	0	60	A	Fresno St.	1	3
					182	H	Utah St.	7	1	60	A	Fresno St.	0	1
					182	H	Utah St.	0	5	142	H	Nevada	12	4
<hr/>														

Non-Div. I Games:

New Mexico St.

Average RPI Win:		211	WON-LOST RECORD		WINNING PCT. RANK		LAST 10 GAMES		STRENGTH OF SCHEDULE		OPP. STRENGTH OF SCHEDULE		TEAM RPI		ADJ RPI		CONF. RPI		ADJ CONF. RPI			
Average RPI Loss:		89																				
DIV. I ONLY			29-21-0		.58	88	6-4-0		129		173		103		.51362		111	18	18			
DIV. I NON-CONF.			12-13-0		.48	143	0-0-0		117		160		128		.49641		136	16	16			
TOTALS		RPI 1-25		RPI 26-50		W-L RECORDS		RPI 51-100		RPI 101-150		RPI 150+										
29-21-0		0-5-0		0-6-0		OVERALL		0-1-0		6-5-0		23-4-0										
16-4-0		0-1-0		0-2-0		HOME		0-0-0		2-0-0		14-1-0										
10-10-0		0-4-0		0-2-0		AWAY		0-0-0		1-3-0		9-1-0										
3-7-0		0-0-0		0-2-0		NEUTRAL		0-1-0		3-2-0		0-2-0										
12-13-0		0-5-0		0-3-0		NON-CONFERENCE		0-1-0		0-1-0		12-3-0										
8-2-0		0-1-0		0-0-0		HOME		0-0-0		0-0-0		8-1-0										
4-6-0		0-4-0		0-0-		AWAY		0-0-0		0-0-0		4-0-0										
0-5-0		0-0-0		0-1-0		NEUTRAL		0-1-0		0-1-0		0-2-0										
17-8-0		0-0-0		0-3-0		CONFERENCE		0-0-0		6-4-0		11-1-0										
8-2-0		0-0-0		0-2-0		HOME		0-0-0		2-0-0		6-0-0										
6-4-0		0-0-0		0-0-0		AWAY		0-0-0		1-3-0		5-1-0										
3-2-0		0-0-0		0-1-0		NEUTRAL		0-0-0		3-1-0		0-0-0										
RPI	S	Opponent		Score		RPI	S	Opponent		Score		RPI	S	Opponent		Score						
8	A	Texas		0	5	38	N	Oklahoma St.		0	5	84	N	North Texas		1	9	107	A	McNeese St.	3	9
8	A	Texas		2	6	43	H	Texas St.		0	3			107		A	McNeese St.	6	5			
8	A	Texas		0	14	43	H	Texas St.		1	5			107		N	McNeese St.	3	2			
10	A	Texas A&M		4	7	43	N	Texas St.		0	3			107		N	McNeese St.	1	6			
10	H	Texas A&M		1	4	46	A	Houston		3	8			138		A	Central Ark.	1	5			
						46	A	Houston		4	6			138		A	Central Ark.	0	6			
														138		N	Central Ark.	1	0			
														141		N	Missouri St.	2	7			
														146		H	A&M-Corpus Christi	8	2			
														146		H	A&M-Corpus Christi	1	0			
														146		N	A&M-Corpus Christi	2	0			
														168		A	UTSA	2	8			
														168		A	UTSA	8	3			
														201		N	Wichita St.	3	4			
														201		N	Wichita St.	4	6			
														203		H	Buffalo	5	1			
														203		H	Buffalo	7	4			
														213		H	Stephen F. Austin	5	2			
														213		H	Stephen F. Austin	5	2			
														220		A	Texas-Arlington	6	1			
														220		A	Texas-Arlington	10	7			
														223		H	Liberty	3	0			
														227		A	Nicholls St.	6	4			
														227		A	Nicholls St.	6	3			
														231		H	Northwestern St.	9	1			
														231		H	Northwestern St.	4	3			
														242		A	Houston Baptist	5	0			
				LAST 10 GAMES																		
						43	N	Texas St.		0	3	43	H	Texas St.		0	3					
						138	N	Central Ark.		1	0	43	H	Texas St.		1	5					
						107	N	McNeese St.		3	2	220	A	Texas-Arlington		10	7					
						146	N	A&M-Corpus Christi		2	0	220	A	Texas-Arlington		6	1					
						107	N	McNeese St.		1	6	146	H	A&M-Corpus Christi		1	0					

Non-Div. I Games:

Sam Houston St.

RPI	S	Opponent	Score	
242	A	Houston Baptist	6	3
242	H	Houston Baptist	4	3
242	H	Houston Baptist	2	0
243	H	Texas Southern	8	3
243	H	Texas Southern	5	0
244	H	Southeastern La.	1	0
244	H	Southeastern La.	3	0
271	A	Prairie View	9	0
271	A	Prairie View	3	0
271	H	Prairie View	11	0
271	H	Prairie View	3	7

Sam Houston St.

S
a
m
H
o
u
s
t
o
n
S
t
.

S
a
m
H
o
u
s
t
o
n
S
t
.

[illegible]

Non-Div. I Games:

Col. of Charleston

RPI	S	Opponent	Score	
221	H	Samford	7	1
221	H	Samford	4	2
222	H	Morehead St.	2	7
252	A	Savannah St.	8	2
252	A	Savannah St.	1	0
259	H	Wagner	4	0
267	H	UNC Wilmington	3	0
267	H	UNC Wilmington	4	1
281	A	South Carolina St.	6	0
281	A	South Carolina St.	9	0
281	H	South Carolina St.	6	1
281	H	South Carolina St.	5	3
285	H	N.C. Central	10	2
285	H	N.C. Central	13	2

Col. of Charleston

C
o
l
.
o
f
C
h
a
r
l
e
s
t
o
n

C
o
l
.
o
f
C
h
a
r
l
e
s
t
o
n

Average RPI Win:	188	WON-LOST RECORD		WINNING PCT. RANK		LAST 10 GAMES		STRENGTH OF SCHEDULE		OPP. STRENGTH OF SCHEDULE		TEAM RPI		ADJ RPI		CONF. RPI		ADJ CONF. RPI					
Average RPI Loss:	110																						
DIV. I ONLY		39-22-0		.63934	54	5-5-0		210		162		116		.51184	113	22		21					
DIV. I NON-CONF.		13-15-0		.46429	153	0-2-0		233		95		185		.46885	180	22		21					
<hr/>																							
TOTALS		RPI 1-25		RPI 26-50		W-L RECORDS		RPI 51-100		RPI 101-150		RPI 150+											
39-22-0		0-3-0		1-2-0		OVERALL		2-4-0		3-7-0		33-6-0											
18-3-0		0-0-0		0-0-0		HOME		0-0-0		1-0-0		17-3-0											
11-10-0		0-1-0		0-2-0		AWAY		1-1-0		2-6-0		8-0-0											
10-9-0		0-2-0		1-0-0		NEUTRAL		1-3-0		0-1-0		8-3-0											
13-15-0		0-3-0		1-2-0		NON-CONFERENCE		2-4-0		0-3-0		10-3-0											
2-0-0		0-0-0		0-0-0		HOME		0-0-0		0-0-0		2-0-0											
1-6-0		0-1-0		0-0-		AWAY		1-1-0		0-2-0		0-0-0											
10-9-0		0-2-0		1-0-0		NEUTRAL		1-3-0		0-1-0		8-3-0											
26-7-0		0-0-0		0-0-0		CONFERENCE		0-0-0		3-4-0		23-3-0											
16-3-0		0-0-0		0-0-0		HOME		0-0-0		1-0-0		15-3-0											
10-4-0		0-0-0		0-0-0		AWAY		0-0-0		2-4-0		8-0-0											
0-0-0		0-0-0		0-0-0		NEUTRAL		0-0-0		0-0-0		0-0-0											
RPI	S	Opponent		Score		RPI	S	Opponent		Score		RPI	S	Opponent		Score							
1	A	Alabama		1	5	42	A	Arkansas		2	4	58	N	Purdue		5	12	104	N	Boston College		1	7
25	N	Georgia Tech		1	9	42	A	Arkansas		4	6	74	A	Fla. Gulf Coast		0	6	125	A	Murray St.		1	4
25	N	Georgia Tech		6	8	50	N	Kansas		6	4	75	N	Kennesaw St.		1	2	125	A	Murray St.		2	3
												77	A	Southern Ill.		8	7	125	A	Murray St.		4	2
												79	N	Western Ky.		5	4	125	H	Murray St.		7	1
												83	N	Valparaiso		4	8	139	A	Jacksonville St.		3	6
																		139	A	Jacksonville St.		4	1
																		139	A	Jacksonville St.		2	10
																		145	A	Middle Tenn.		3	4
																		148	A	Memphis		1	3
																		159	H	Eastern Ky.		2	7
																		159	H	Eastern Ky.		7	3
																		159	H	Eastern Ky.		4	2
																		162	N	Binghamton		7	4
																		163	A	Tennessee Tech		6	0
																		163	A	Tennessee Tech		3	1
																		163	A	Tennessee Tech		6	0
																		163	H	Tennessee Tech		7	2
																		163	H	Tennessee Tech		1	3
																		163	H	Tennessee Tech		6	2
																		164	H	Eastern Ill.		5	1
																		164	H	Eastern Ill.		5	4
																		164	H	Eastern Ill.		4	9
																		165	H	SIU Edwardsville		4	3
																		165	H	SIU Edwardsville		7	6
																		165	H	SIU Edwardsville		9	3
																		173	N	UNC Greensboro		3	2

Non-Div. I Games:

UT Martin

RPI	S	Opponent	Score	
177	N	Saint Louis	3	0
179	N	Northern Ill.	5	7
187	N	Northern Colo.	6	8
207	A	Southeast Mo. St.	3	2
207	H	Southeast Mo. St.	5	4
207	H	Southeast Mo. St.	2	1
216	H	Belmont	3	1
218	A	Austin Peay	7	3
218	A	Austin Peay	5	4
218	H	Austin Peay	1	0
222	A	Morehead St.	5	1
222	A	Morehead St.	5	1
225	N	East Tenn. St.	1	5
227	N	Nicholls St.	5	3
245	N	Cleveland St.	4	1
251	N	Delaware	9	1
256	H	Tennessee St.	5	3
256	H	Tennessee St.	9	1
256	H	Tennessee St.	10	1
258	N	Niagara	6	3
284	H	Ark.-Pine Bluff	9	1
288	N	Southern U.	9	1

UT Martin

U
T
M
a
r
t
i
nU
T
M
a
r
t
i
n

Average RPI Win:		143	WON-LOST RECORD		WINNING PCT. RANK		LAST 10 GAMES		STRENGTH OF SCHEDULE		OPP. STRENGTH OF SCHEDULE		TEAM RPI		ADJ RPI		CONF. RPI		ADJ CONF. RPI	
DIV. I ONLY			23-34-0		.40351 199		6-4-0		53		97		124		.51137 114		5		5	
DIV. I NON-CONF.			12-20-0		.375 207		0-0-0		101		168		166		.47602 166		6		6	
TOTALS		RPI 1-25		RPI 26-50		W-L RECORDS		RPI 51-100		RPI 101-150		RPI 150+								
23-34-0		2-10-0		0-2-0		OVERALL		7-8-0		3-4-0		11-10-0								
8-10-0		1-5-0		0-1-0		HOME		2-0-0		0-0-0		5-4-0								
7-12-0		0-4-0		0-1-0		AWAY		3-1-0		2-3-0		2-3-0								
8-12-0		1-1-0		0-0-0		NEUTRAL		2-7-0		1-1-0		4-3-0								
12-20-0		0-2-0		0-1-0		NON-CONFERENCE		2-8-0		1-3-0		9-6-0								
4-3-0		0-0-0		0-1-0		HOME		0-0-0		0-0-0		4-2-0								
1-6-0		0-1-0		0-0-		AWAY		0-1-0		0-2-0		1-2-0								
7-11-0		0-1-0		0-0-0		NEUTRAL		2-7-0		1-1-0		4-2-0								
11-14-0		2-8-0		0-1-0		CONFERENCE		5-0-0		2-1-0		2-4-0								
4-7-0		1-5-0		0-0-0		HOME		2-0-0		0-0-0		1-2-0								
6-6-0		0-3-0		0-1-0		AWAY		3-0-0		2-1-0		1-1-0								
1-1-0		1-0-0		0-0-0		NEUTRAL		0-0-0		0-0-0		0-1-0								
RPI	S	Opponent		Score		RPI	S	Opponent		Score		RPI	S	Opponent		Score				
12	H	Louisville		1	3	29	A	Notre Dame		3	9	52	N	Maryland		11	3			
12	H	Louisville		4	15	40	H	Hofstra		2	3	53	N	Wisconsin		0	3			
12	H	Louisville		4	8							55	N	Marshall		0	8			
13	A	Georgia		1	2							61	N	Virginia		1	4			
15	A	South Fla.		2	5							67	N	Ball St.		8	7			
15	A	South Fla.		0	6							69	N	Lipscomb		2	8			
15	A	South Fla.		1	9							70	A	Rutgers		6	5			
19	N	Florida St.		1	5							70	A	Rutgers		4	3			
22	H	Syracuse		6	1							70	A	Rutgers		3	2			
22	H	Syracuse		7	11							77	N	Southern Ill.		3	4			
22	H	Syracuse		6	12							93	A	Fordham		0	8			
22	N	Syracuse		2	1							94	H	Connecticut		3	2			
												94	H	Connecticut		6	5			
												97	N	North Carolina St.		6	7			
												97	N	North Carolina St.		0	9			

Non-Div. I Games:

St. John's (NY)

St. John's (NY)

Average RPI Win:		170	WON-LOST RECORD		WINNING PCT. RANK		LAST 10 GAMES		STRENGTH OF SCHEDULE		OPP. STRENGTH OF SCHEDULE		TEAM RPI		ADJ RPI		CONF. RPI		ADJ CONF. RPI	
DIV. I ONLY			28-25-0		.5283 118		5-5-0		117		128		121		.51116 115		12		12	
DIV. I NON-CONF.			14-14-0		.5 129		0-2-0		87		161		113		.51463 107		13		13	
TOTALS		RPI 1-25		RPI 26-50		W-L RECORDS		RPI 51-100		RPI 101-150		RPI 150+								
28-25-0		1-2-0		0-1-0		OVERALL		5-9-0		4-9-0		18-4-0								
7-3-0		0-0-0		0-0-0		HOME		2-0-0		0-2-0		5-1-0								
8-12-0		1-1-0		0-1-0		AWAY		0-4-0		1-5-0		6-1-0								
13-10-0		0-1-0		0-0-0		NEUTRAL		3-5-0		3-2-0		7-2-0								
14-14-0		1-2-0		0-1-0		NON-CONFERENCE		2-8-0		2-1-0		9-2-0								
2-0-0		0-0-0		0-0-0		HOME		0-0-0		0-0-0		2-0-0								
2-6-0		1-1-0		0-0-		AWAY		0-4-0		0-0-0		1-0-0								
10-8-0		0-1-0		0-0-0		NEUTRAL		2-4-0		2-1-0		6-2-0								
14-11-0		0-0-0		0-0-0		CONFERENCE		3-1-0		2-8-0		9-2-0								
5-3-0		0-0-0		0-0-0		HOME		2-0-0		0-2-0		3-1-0								
6-6-0		0-0-0		0-0-0		AWAY		0-0-0		1-5-0		5-1-0								
3-2-0		0-0-0		0-0-0		NEUTRAL		1-1-0		1-1-0		1-0-0								
RPI S	Opponent		Score		RPI S	Opponent		Score		RPI S	Opponent		Score		RPI S	Opponent		Score		
3	A	Arizona St.	0	10	29	A	Notre Dame	3	5	54	H	Miami (OH)	3	2	102	A	Bowling Green	1	2	
5	N	Tennessee	6	9						54	H	Miami (OH)	5	1	102	A	Bowling Green	0	4	
21	A	Michigan	1	0						54	N	Miami (OH)	1	3	117	N	Quinnipiac	3	1	
										67	N	Ball St.	3	1	120	A	Central Mich.	1	2	
										70	N	Rutgers	2	0	120	A	Central Mich.	6	7	
										72	N	Utah	0	5	120	N	Central Mich.	0	2	
										74	N	Fla. Gulf Coast	2	8	129	H	Kent St.	1	2	
										78	A	IPFW	3	4	129	H	Kent St.	2	4	
										78	A	IPFW	2	5	134	N	Temple	4	0	
										83	A	Valparaiso	0	2	136	N	Villanova	4	6	
										83	A	Valparaiso	2	3	144	A	Ohio	0	4	
										93	N	Fordham	0	6	144	A	Ohio	5	0	
										95	N	Harvard	3	1	144	N	Ohio	7	2	
										100	N	New Mexico	4	5	152	N	Bradley	1	2	
															167	A	Eastern Mich.	7	3	
															167	A	Eastern Mich.	2	0	
															175	A	Akron	5	3	
															175	A	Akron	3	2	
															179	H	Northern Ill.	4	2	
															179	H	Northern Ill.	5	3	
															198	N	Bethune-Cookman	14	0	
															203	H	Buffalo	4	5	
															203	H	Buffalo	4	0	
															204	A	Toledo	1	2	
															204	A	Toledo	11	3	
															204	N	Toledo	8	0	
															206	N	Saint Francis (PA)	1	7	
LAST 10 GAMES																				
				54	N	Miami (OH)	1	3	179	H	Northern Ill.	4	2							
				120	N	Central Mich.	0	2	179	H	Northern Ill.	5	3							
				67	N	Ball St.	3	1	83	A	Valparaiso	2	3							
				144	N	Ohio	7	2	83	A	Valparaiso	0	2							
				204	N	Toledo	8	0	102	A	Bowling Green	1	2							

Non-Div. I Games:

Western Mich.

RPI	S	Opponent	Score	
212	N	Cal St. Northridge	9	0
217	N	Green Bay	9	0
251	A	Delaware	6	3
253	N	Norfolk St.	4	1
259	N	Wagner	2	0
265	N	La Salle	1	0
272	H	Oakland	1	0
272	H	Oakland	6	2

W
e
s
t
e
r
n
M
i
c
h
.

W
e
s
t
e
r
n
M
i
c
h
.

Western Mich.

Average RPI Win: 190		WON-LOST	WINNING	LAST 10	STRENGTH OF		OPP. STRENGTH	TEAM	ADJ		CONF.	ADJ CONF.			
Average RPI Loss: 143		RECORD	PCT. RANK	GAMES	SCHEDULE		OF SCHEDULE	RPI	RPI		RPI	RPI			
DIV. I ONLY		35-22-0	.61404	71	6-4-0		153	220	105	.51047	116	20	20		
DIV. I NON-CONF.		19-15-0	.55882	102	3-1-0		184	229	135	.49585	138	24	25		
TOTALS		RPI 1-25	RPI 26-50		W-L RECORDS		RPI 51-100		RPI 101-150		RPI 150+				
35-22-0		0-1-0	0-0-0		OVERALL		2-5-0		9-6-0		24-10-0				
12-5-0		0-0-0	0-0-0		HOME		0-0-0		4-1-0		8-4-0				
14-6-0		0-1-0	0-0-0		AWAY		1-1-0		4-2-0		9-2-0				
9-11-0		0-0-0	0-0-0		NEUTRAL		1-4-0		1-3-0		7-4-0				
19-15-0		0-1-0	0-0-0		NON-CONFERENCE		2-5-0		2-2-0		15-7-0				
4-2-0		0-0-0	0-0-0		HOME		0-0-0		0-0-0		4-2-0				
6-4-0		0-1-0	0-0-		AWAY		1-1-0		1-1-0		4-1-0				
9-9-0		0-0-0	0-0-0		NEUTRAL		1-4-0		1-1-0		7-4-0				
16-7-0		0-0-0	0-0-0		CONFERENCE		0-0-0		7-4-0		9-3-0				
8-3-0		0-0-0	0-0-0		HOME		0-0-0		4-1-0		4-2-0				
8-2-0		0-0-0	0-0-0		AWAY		0-0-0		3-1-0		5-1-0				
0-2-0		0-0-0	0-0-0		NEUTRAL		0-0-0		0-2-0		0-0-0				
RPI S	Opponent	Score		RPI S	Opponent	Score		RPI S	Opponent	Score		RPI S	Opponent	Score	
23 A	Hawaii	0 9						56 N	Radford	1 3		117 A	Quinnipiac	1 3	
								66 A	Pittsburgh	1 3		117 A	Quinnipiac	1 0	
								66 A	Pittsburgh	5 4		117 N	Quinnipiac	3 4	
								75 N	Kennesaw St.	5 4		124 A	LIU Brooklyn	8 2	
								76 N	Georgia St.	0 5		124 A	LIU Brooklyn	10 3	
								77 N	Southern Ill.	1 2		124 N	LIU Brooklyn	0 1	
								87 N	Stony Brook	0 1		129 A	Kent St.	3 6	
												129 A	Kent St.	4 1	
												130 H	Central Conn. St.	4 1	
												130 H	Central Conn. St.	4 0	
												138 N	Central Ark.	3 5	
												144 N	Ohio	1 0	
												149 H	Monmouth	5 2	
												149 H	Monmouth	8 2	
												149 H	Monmouth	2 3	
												160 A	Youngstown St.	8 0	
												160 A	Youngstown St.	12 4	
												171 N	Saint Joseph's	0 2	
												174 H	Bryant	0 2	
												174 H	Bryant	7 4	
												175 H	Akron	8 2	
												175 H	Akron	0 6	
												177 N	Saint Louis	1 2	
												180 H	Fairleigh Dickinson	0 2	
												180 H	Fairleigh Dickinson	12 11	
												186 N	Georgetown	1 0	
												190 A	George Washington	1 2	
LAST 10 GAMES															
				117 N	Quinnipiac	3 4		66 A	Pittsburgh	5 4		177 N	Saint Louis	1 2	
				124 N	LIU Brooklyn	0 1		66 A	Pittsburgh	1 3		180 H	Fairleigh Dickinson	0 2	
				149 H	Monmouth	8 2		130 H	Central Conn. St.	4 1		180 H	Fairleigh Dickinson	12 11	
				160 A	Youngstown St.	12 4		130 H	Central Conn. St.	4 0		186 N	Georgetown	1 0	
				160 A	Youngstown St.	8 0		117 A	Quinnipiac	1 3		190 A	George Washington	1 2	

Non-Div. I Games:

Robert Morris

Robert Morris

Average RPI Win:	176	WON-LOST RECORD	WINNING PCT. RANK	LAST 10 GAMES	STRENGTH OF SCHEDULE	OPP. STRENGTH OF SCHEDULE	TEAM RPI	ADJ RPI	CONF. RPI	ADJ CONF. RPI		
DIV. I ONLY		32-18-0	.64	53	7-3-0	176	213	102	.50981	117	20	20
DIV. I NON-CONF.		17-9-0	.65385	57	2-0-0	205	220	109	.51213	113	24	25
<hr/>												
TOTALS	RPI 1-25	RPI 26-50		W-L RECORDS		RPI 51-100		RPI 101-150		RPI 150+		
32-18-0	0-0-0	0-2-0		OVERALL		4-0-0		8-9-0		20-7-0		
10-3-0	0-0-0	0-0-0		HOME		2-0-0		1-1-0		7-2-0		
12-10-0	0-0-0	0-2-0		AWAY		0-0-0		5-4-0		7-4-0		
10-5-0	0-0-0	0-0-0		NEUTRAL		2-0-0		2-4-0		6-1-0		
<hr/>												
17-9-0	0-0-0	0-2-0		NON-CONFERENCE		4-0-0		2-3-0		11-4-0		
3-0-0	0-0-0	0-0-0		HOME		2-0-0		0-0-0		1-0-0		
5-6-0	0-0-0	0-0-		AWAY		0-0-0		1-1-0		4-3-0		
9-3-0	0-0-0	0-0-0		NEUTRAL		2-0-0		1-2-0		6-1-0		
<hr/>												
15-9-0	0-0-0	0-0-0		CONFERENCE		0-0-0		6-6-0		9-3-0		
7-3-0	0-0-0	0-0-0		HOME		0-0-0		1-1-0		6-2-0		
7-4-0	0-0-0	0-0-0		AWAY		0-0-0		4-3-0		3-1-0		
1-2-0	0-0-0	0-0-0		NEUTRAL		0-0-0		1-2-0		0-0-0		
<hr/>												
RPI	S	Opponent	Score	RPI	S	Opponent	Score	RPI	S	Opponent	Score	
				37	A	Massachusetts	0 1	54	N	Miami (OH)	3 2	
				41	A	San Diego St.	1 4	74	N	Fla. Gulf Coast	1 0	
								87	H	Stony Brook	4 0	
								94	H	Connecticut	5 4	

Non-Div. I Games:

Quinnipiac

Average RPI Win:		172	WON-LOST RECORD		WINNING PCT. RANK		LAST 10 GAMES		STRENGTH OF SCHEDULE		OPP. STRENGTH OF SCHEDULE		TEAM RPI		ADJ RPI		CONF. RPI		ADJ CONF. RPI	
DIV. I ONLY			33-26-0		.55932 102		5-5-0		115		193		107		.50942 118		16		16	
DIV. I NON-CONF.			18-15-0		.54545 105		1-1-0		102		192		104		.51724 103		18		17	
TOTALS		RPI 1-25		RPI 26-50		W-L RECORDS		RPI 51-100		RPI 101-150		RPI 150+								
33-26-0		0-1-0		1-1-0		OVERALL		6-8-0		5-6-0		21-10-0								
16-11-0		0-0-0		0-1-0		HOME		2-4-0		4-2-0		10-4-0								
11-10-0		0-0-0		0-0-0		AWAY		2-3-0		1-3-0		8-4-0								
6-5-0		0-1-0		1-0-0		NEUTRAL		2-1-0		0-1-0		3-2-0								
18-15-0		0-1-0		1-1-0		NON-CONFERENCE		2-4-0		5-6-0		10-3-0								
11-5-0		0-0-0		0-1-0		HOME		0-1-0		4-2-0		7-1-0								
4-6-0		0-0-0		0-0-		AWAY		1-2-0		1-3-0		2-1-0								
3-4-0		0-1-0		1-0-0		NEUTRAL		1-1-0		0-1-0		1-1-0								
15-11-0		0-0-0		0-0-0		CONFERENCE		4-4-0		0-0-0		11-7-0								
5-6-0		0-0-0		0-0-0		HOME		2-3-0		0-0-0		3-3-0								
7-4-0		0-0-0		0-0-0		AWAY		1-1-0		0-0-0		6-3-0								
3-1-0		0-0-0		0-0-0		NEUTRAL		1-0-0		0-0-0		2-1-0								
RPI	S	Opponent		Score		RPI	S	Opponent		Score		RPI	S	Opponent		Score				
16	N	UCLA		1	9	29	N	Notre Dame		5	2	53	H	Wisconsin		2	3			
						50	H	Kansas		3	6			108	N	Long Beach St.		0	5	
														109	H	Longwood		4	5	
														109	H	Longwood		2	0	
														112	A	Col. of Charleston		1	3	
														112	A	Col. of Charleston		3	7	
														112	A	Col. of Charleston		3	0	
														112	A	Col. of Charleston		0	3	
														112	H	Col. of Charleston		6	3	
														112	H	Col. of Charleston		5	1	
														144	H	Ohio		8	1	
														144	H	Ohio		1	2	
														157	A	Gardner-Webb		3	5	
														157	A	Gardner-Webb		8	1	
														157	A	Gardner-Webb		1	3	
														157	N	Gardner-Webb		2	6	
														157	N	Gardner-Webb		8	0	
														175	N	Akron		7	3	
														191	H	Campbell		1	2	
														191	H	Campbell		1	0	
														191	H	Campbell		5	0	
														192	H	Wright St.		4	6	
														193	N	Michigan St.		3	4	
														199	A	Cal St. Fullerton		0	5	
														202	A	Winthrop		3	1	
														202	A	Winthrop		1	0	
														202	A	Winthrop		4	2	
														205	H	Furman		12	4	

Non-Div. I Games:

Charleston So.

RPI	S	Opponent	Score	
205	H	Furman	8	0
205	H	Furman	3	2
223	A	Liberty	8	9
223	A	Liberty	2	1
223	A	Liberty	8	5
223	N	Liberty	14	3
247	H	Presbyterian	3	2
247	H	Presbyterian	1	2
247	H	Presbyterian	1	6
252	H	Savannah St.	3	2
252	H	Savannah St.	4	2
261	A	UMBC	4	0
263	A	Hampton	6	4
263	H	Hampton	10	0
263	H	Hampton	5	0

Charleston So.

C
h
a
r
l
e
s
t
o
n
s
o
.

C
h
a
r
l
e
s
t
o
n
s
o
.

Average RPI Win: 156		WON-LOST RECORD		WINNING PCT. RANK		LAST 10 GAMES		STRENGTH OF SCHEDULE		OPP. STRENGTH OF SCHEDULE		TEAM RPI		ADJ RPI		CONF. RPI		ADJ CONF. RPI			
DIV. I ONLY		32-21-0		.60377 79		5-5-0		170		142		106		.50824 119		23		22			
DIV. I NON-CONF.		19-10-0		.65517 56		0-0-0		143		78		72		.5456 74		20		18			
TOTALS		RPI 1-25		RPI 26-50		W-L RECORDS		RPI 51-100		RPI 101-150		RPI 150+									
32-21-0		1-1-0		0-3-0		OVERALL		2-3-0		13-4-0		16-10-0									
13-7-0		0-1-0		0-1-0		HOME		0-0-0		5-2-0		8-3-0									
10-7-0		0-0-0		0-0-0		AWAY		0-0-0		5-1-0		5-6-0									
9-7-0		1-0-0		0-2-0		NEUTRAL		2-3-0		3-1-0		3-1-0									
19-10-0		1-1-0		0-3-0		NON-CONFERENCE		2-3-0		7-2-0		9-1-0									
5-3-0		0-1-0		0-1-0		HOME		0-0-0		2-1-0		3-0-0									
5-0-0		0-0-0		0-0-		AWAY		0-0-0		2-0-0		3-0-0									
9-7-0		1-0-0		0-2-0		NEUTRAL		2-3-0		3-1-0		3-1-0									
13-11-0		0-0-0		0-0-0		CONFERENCE		0-0-0		6-2-0		7-9-0									
8-4-0		0-0-0		0-0-0		HOME		0-0-0		3-1-0		5-3-0									
5-7-0		0-0-0		0-0-0		AWAY		0-0-0		3-1-0		2-6-0									
0-0-0		0-0-0		0-0-0		NEUTRAL		0-0-0		0-0-0		0-0-0									
RPI S	Opponent		Score		RPI S	Opponent		Score		RPI S	Opponent		Score		RPI S	Opponent		Score			
15 N	South Fla.		6	4	29 H	Notre Dame		3	4	54 N	Miami (OH)		2	7	104 N	Boston College		1	4		
16 H	UCLA		2	24	31 N	Tulsa		0	9	57 N	Boise St.		0	3	108 H	Long Beach St.		2	5		
					33 N	Auburn		2	10	57 N	Boise St.		10	9	117 N	Quinnipiac		3	0		
										63 N	FIU		3	0	120 N	Central Mich.		4	1		
										95 N	Harvard		0	2	122 A	San Diego		4	0		
															122 A	San Diego		4	3		
															122 A	San Diego		0	4		
															122 A	San Diego		3	0		
															123 H	Iowa St.		6	0		
															123 H	Iowa St.		17	0		
															132 H	Sacramento St.		8	7		
															132 H	Sacramento St.		3	4		
															132 H	Sacramento St.		11	1		
															132 H	Sacramento St.		7	5		
															133 A	UC Davis		5	1		
															133 A	UC Davis		5	3		
															142 N	Nevada		4	0		
															154 A	St. Mary's (CA)		2	6		
															154 A	St. Mary's (CA)		3	4		
															154 A	St. Mary's (CA)		3	5		
															154 A	St. Mary's (CA)		2	3		
															171 N	Saint Joseph's		1	0		
															171 N	Saint Joseph's		7	4		
															172 H	Utah Valley		15	5		
															172 H	Utah Valley		8	3		
															172 H	Utah Valley		7	2		
															172 H	Utah Valley		2	3		
LAST 10 GAMES				154 A St. Mary's (CA)				3	4	122 A San Diego				3	0	171 N Saint Joseph's				7	4
				154 A St. Mary's (CA)				2	6	122 A San Diego				4	3	172 H Utah Valley				15	5
				154 A St. Mary's (CA)				3	5	122 A San Diego				4	0	172 H Utah Valley				8	3
				154 A St. Mary's (CA)				2	3	132 H Sacramento St.				11	1	172 H Utah Valley				7	2
				122 A San Diego				0	4	132 H Sacramento St.				7	5	172 H Utah Valley				2	3

Non-Div. I Games:

Loyola Marymount

RPI	S	Opponent	Score	
182	H	Utah St.	5	1
183	A	UC Riverside	7	6
193	N	Michigan St.	5	6
197	N	Florida A&M	9	0
198	A	Bethune-Cookman	11	2
198	A	Bethune-Cookman	3	2
212	H	Cal St. Northridge	9	0
212	H	Cal St. Northridge	2	1
232	A	CSU Bakersfield	6	7
232	A	CSU Bakersfield	9	4
232	A	CSU Bakersfield	5	0
232	A	CSU Bakersfield	3	9
254	H	Santa Clara	2	6
254	H	Santa Clara	11	3
254	H	Santa Clara	7	9
254	H	Santa Clara	9	1

Loyola Marymount

L
o
y
o
l
a
M
a
r
y
m
o
u
n
t

L
o
y
o
l
a
M
a
r
y
m
o
u
n
t

Average RPI Win:		173	WON-LOST RECORD		WINNING PCT. RANK		LAST 10 GAMES		STRENGTH OF SCHEDULE		OPP. STRENGTH OF SCHEDULE		TEAM RPI		ADJ RPI		CONF. RPI		ADJ CONF. RPI				
DIV. I ONLY			30-27-0		.52632 123		8-2-0		118		125		122		.50817 120		12		12				
DIV. I NON-CONF.			15-15-0		.5 129		0-0-0		172		152		145		.49209 143		13		13				
TOTALS		RPI 1-25		RPI 26-50		W-L RECORDS		RPI 51-100		RPI 101-150		RPI 150+											
30-27-0		0-4-0		0-1-0		OVERALL		4-11-0		8-6-0		18-5-0											
9-7-0		0-1-0		0-0-0		HOME		0-2-0		3-1-0		6-3-0											
6-11-0		0-3-0		0-0-0		AWAY		1-4-0		1-3-0		4-1-0											
15-9-0		0-0-0		0-1-0		NEUTRAL		3-5-0		4-2-0		8-1-0											
15-15-0		0-4-0		0-1-0		NON-CONFERENCE		2-6-0		1-2-0		12-2-0											
2-4-0		0-1-0		0-0-0		HOME		0-2-0		0-0-0		2-1-0											
2-4-0		0-3-0		0-0-		AWAY		0-1-0		0-0-0		2-0-0											
11-7-0		0-0-0		0-1-0		NEUTRAL		2-3-0		1-2-0		8-1-0											
15-12-0		0-0-0		0-0-0		CONFERENCE		2-5-0		7-4-0		6-3-0											
7-3-0		0-0-0		0-0-0		HOME		0-0-0		3-1-0		4-2-0											
4-7-0		0-0-0		0-0-0		AWAY		1-3-0		1-3-0		2-1-0											
4-2-0		0-0-0		0-0-0		NEUTRAL		1-2-0		3-0-0		0-0-0											
RPI	S	Opponent		Score		RPI	S	Opponent		Score		RPI	S	Opponent		Score		RPI	S	Opponent		Score	
3	A	Arizona St.		0	7	48	N	Illinois St.		3	11	54	A	Miami (OH)		2	0	102	A	Bowling Green		3	2
15	A	South Fla.		2	6							54	A	Miami (OH)		0	4	102	A	Bowling Green		2	3
15	A	South Fla.		2	5							54	N	Miami (OH)		0	2	102	N	Bowling Green		2	1
21	H	Michigan		2	10							54	N	Miami (OH)		0	4	115	H	Western Mich.		7	6
												54	N	Miami (OH)		1	0	115	H	Western Mich.		2	1
												67	A	Ball St.		6	9	115	N	Western Mich.		2	0
												67	A	Ball St.		0	4	119	N	Loyola Marymount		1	4
												68	N	Minnesota		0	2	129	A	Kent St.		2	5
												78	H	IPFW		4	6	129	A	Kent St.		2	3
												78	H	IPFW		5	7	129	N	Kent St.		2	1
												80	N	Iowa		2	4	134	N	Temple		5	3
												80	N	Iowa		5	7	136	N	Villanova		2	3
												82	N	S.C. Upstate		10	3	144	H	Ohio		6	10
												90	A	Indiana		3	5	144	H	Ohio		3	1
												93	N	Fordham		8	0	167	H	Eastern Mich.		5	1
																		167	H	Eastern Mich.		10	2
																		175	H	Akron		6	1
																		175	H	Akron		10	0
																		178	N	Ill.-Chicago		0	1
																		179	H	Northern Ill.		1	5
																		179	H	Northern Ill.		2	4
																		192	N	Wright St.		9	0
																		193	H	Michigan St.		1	6
																		193	N	Michigan St.		8	4
																		203	A	Buffalo		7	0
																		204	A	Toledo		0	4
																		204	A	Toledo		4	1
LAST 10 GAMES																							
						54	N	Miami (OH)		0	4	129	N	Kent St.		2	1	193	H	Eastern Mich.		10	2
						54	N	Miami (OH)		0	2	167	H	Eastern Mich.		5	1	203	A	Buffalo		7	0
						115	N	Western Mich.		2	0	175	H	Akron		10	0	204	A	Toledo		0	4
						54	N	Miami (OH)		1	0	175	H	Akron		6	1	204	A	Toledo		4	1
						102	N	Bowling Green		2	1	175	H	Akron		6	1	204	A	Toledo		4	1

Non-Div. I Games:

Central Mich.

RPI	S	Opponent	Score	
206	N	Saint Francis (PA)	3	2
225	N	East Tenn. St.	5	3
237	N	South Dakota St.	2	0
238	N	North Dakota	7	0
245	N	Cleveland St.	6	1
262	A	Detroit	14	4
262	A	Detroit	11	1
263	N	Hampton	5	1
272	H	Oakland	9	1
272	H	Oakland	7	6

Central Mich.

C
e
n
t
r
a
l
M
i
c
h
.

C
e
n
t
r
a
l
M
i
c
h
.

Average RPI Win: 177		WON-LOST	WINNING	LAST 10	STRENGTH OF		OPP. STRENGTH	TEAM	ADJ	CONF.	ADJ CONF.					
Average RPI Loss: 89		RECORD	PCT. RANK	GAMES	SCHEDULE		OF SCHEDULE	RPI	RPI	RPI	RPI					
DIV. I ONLY		28-25-0	.5283	118	7-3-0		123	113	120	.5075	121					
DIV. I NON-CONF.		8-19-0	.2963	239	1-3-0		35	16	142	.49691	135					
TOTALS		RPI 1-25	RPI 26-50		W-L RECORDS		RPI 51-100		RPI 101-150		RPI 150+					
28-25-0		0-7-0	1-4-0		OVERALL		1-5-0		5-1-0		21-8-0					
10-4-0		0-0-0	0-0-0		HOME		0-2-0		0-0-0		10-2-0					
7-13-0		0-5-0	0-0-0		AWAY		0-1-0		0-1-0		7-6-0					
11-8-0		0-2-0	1-4-0		NEUTRAL		1-2-0		5-0-0		4-0-0					
8-19-0		0-7-0	1-4-0		NON-CONFERENCE		1-5-0		3-1-0		3-2-0					
0-2-0		0-0-0	0-0-0		HOME		0-2-0		0-0-0		0-0-0					
0-9-0		0-5-0	0-0-		AWAY		0-1-0		0-1-0		0-2-0					
8-8-0		0-2-0	1-4-0		NEUTRAL		1-2-0		3-0-0		3-0-0					
20-6-0		0-0-0	0-0-0		CONFERENCE		0-0-0		2-0-0		18-6-0					
10-2-0		0-0-0	0-0-0		HOME		0-0-0		0-0-0		10-2-0					
7-4-0		0-0-0	0-0-0		AWAY		0-0-0		0-0-0		7-4-0					
3-0-0		0-0-0	0-0-0		NEUTRAL		0-0-0		2-0-0		1-0-0					
RPI	S	Opponent	Score		RPI	S	Opponent	Score		RPI	S	Opponent	Score			
6	A	Oregon	4	10	27	N	Texas Tech	1	5	57	A	Boise St.	5	6		
6	A	Oregon	3	7	32	N	BYU	1	4	57	H	Boise St.	2	3		
6	A	Oregon	0	1	32	N	BYU	0	2	57	H	Boise St.	0	4		
20	N	Stanford	0	7	35	N	Mississippi St.	2	0	72	N	Utah	1	3		
23	N	Hawaii	3	11	41	N	San Diego St.	3	7	72	N	Utah	2	0		
24	A	Oregon St.	0	2						99	N	South Carolina	1	2		
24	A	Oregon St.	2	3												
												101	A	Colorado St.	9	10
												107	N	McNeese St.	4	1
												108	N	Long Beach St.	12	1
												132	N	Sacramento St.	2	1
												132	N	Sacramento St.	3	2
												133	N	UC Davis	3	1
												154	A	St. Mary's (CA)	1	2
												154	A	St. Mary's (CA)	6	1
												154	A	St. Mary's (CA)	1	0
												172	A	Utah Valley	0	1
												172	A	Utah Valley	7	0
												172	A	Utah Valley	3	2
												172	A	Utah Valley	1	0
												182	N	Utah St.	11	5
												183	A	UC Riverside	0	5
												183	A	UC Riverside	0	8
												185	N	Maine	6	2
												187	A	Northern Colo.	4	10
												187	A	Northern Colo.	8	4
												187	A	Northern Colo.	10	8
												187	A	Northern Colo.	2	4
												189	N	Cal Poly	9	0
												210	H	Weber St.	6	1
												210	H	Weber St.	2	0
												210	H	Weber St.	2	0
												210	H	Weber St.	4	2
												24	A	Oregon St.	0	2
												230	H	Seattle	0	1
				LAST 10 GAMES												
				35	N	Mississippi St.	2	0	210	H	Weber St.	4	2			
				32	N	BYU	0	2	210	H	Weber St.	6	1			
				6	A	Oregon	3	7	210	H	Weber St.	2	0			
				154	A	St. Mary's (CA)	1	0	210	H	Weber St.	2	0			
				154	A	St. Mary's (CA)	6	1	24	A	Oregon St.	0	2			

Non-Div. I Games:

Portland St.

Portland St.

Portland, Me.

Portland St.

Average RPI Win:		157	WON-LOST RECORD		WINNING PCT. RANK		LAST 10 GAMES		STRENGTH OF SCHEDULE		OPP. STRENGTH OF SCHEDULE		TEAM RPI		ADJ RPI		CONF. RPI		ADJ CONF. RPI				
DIV. I ONLY			26-19-0		.57778 93		4-6-0		188		109		125		.50733 122		23		22				
DIV. I NON-CONF.			13-12-0		.52 123		0-1-0		156		51		116		.51155 115		20		18				
TOTALS		RPI 1-25		RPI 26-50		W-L RECORDS		RPI 51-100		RPI 101-150		RPI 150+											
26-19-0		0-2-0		2-1-0		OVERALL		3-2-0		7-12-0		14-2-0											
11-10-0		0-2-0		1-1-0		HOME		1-1-0		5-6-0		4-0-0											
7-5-0		0-0-0		0-0-0		AWAY		0-0-0		1-3-0		6-2-0											
8-4-0		0-0-0		1-0-0		NEUTRAL		2-1-0		1-3-0		4-0-0											
13-12-0		0-2-0		2-1-0		NON-CONFERENCE		3-2-0		4-7-0		4-0-0											
4-5-0		0-2-0		1-1-0		HOME		1-1-0		2-1-0		0-0-0											
1-3-0		0-0-0		0-0-		AWAY		0-0-0		1-3-0		0-0-0											
8-4-0		0-0-0		1-0-0		NEUTRAL		2-1-0		1-3-0		4-0-0											
13-7-0		0-0-0		0-0-0		CONFERENCE		0-0-0		3-5-0		10-2-0											
7-5-0		0-0-0		0-0-0		HOME		0-0-0		3-5-0		4-0-0											
6-2-0		0-0-0		0-0-0		AWAY		0-0-0		0-0-0		6-2-0											
0-0-0		0-0-0		0-0-0		NEUTRAL		0-0-0		0-0-0		0-0-0											
RPI	S	Opponent		Score		RPI	S	Opponent		Score		RPI	S	Opponent		Score							
18	H	Washington		0	5	29	H	Notre Dame		4	2	53	N	Wisconsin		3	6	105	A	UC Santa Barbara		5	1
24	H	Oregon St.		2	7	41	H	San Diego St.		0	5	53	N	Wisconsin		10	9	106	N	UNLV		1	2
						46	N	Houston		3	1	57	H	Boise St.		0	4	106	N	UNLV		3	7
												60	N	Fresno St.		6	4	117	H	Quinnipiac		2	3
												83	H	Valparaiso		1	0	117	H	Quinnipiac		9	0
																		119	H	Loyola Marymount		4	0
																		119	H	Loyola Marymount		3	4
																		119	H	Loyola Marymount		0	4
																		119	H	Loyola Marymount		0	3
																		132	H	Sacramento St.		2	4
																		132	H	Sacramento St.		1	7
																		132	H	Sacramento St.		7	5
																		132	H	Sacramento St.		4	3
																		133	H	UC Davis		7	6
																		142	A	Nevada		5	6
																		142	A	Nevada		6	9
																		142	A	Nevada		6	7
																		142	N	Nevada		2	3
																		142	N	Nevada		2	1
																		154	A	St. Mary's (CA)		5	3
																		154	A	St. Mary's (CA)		6	4
																		154	A	St. Mary's (CA)		1	0
																		154	A	St. Mary's (CA)		1	11
																		182	N	Utah St.		4	0
																		185	N	Maine		7	4
																		189	N	Cal Poly		2	1
																		212	N	Cal St. Northridge		3	2
LAST 10 GAMES																							
						132	H	Sacramento St.		1	7	119	H	Loyola Marymount		0	3	154	A	St. Mary's (CA)		1	11
						132	H	Sacramento St.		2	4	119	H	Loyola Marymount		3	4	182	N	Utah St.		4	0
						132	H	Sacramento St.		7	5	119	H	Loyola Marymount		0	4	185	N	Maine		7	4
						132	H	Sacramento St.		4	3	41	H	San Diego St.		0	5	189	N	Cal Poly		2	1
						119	H	Loyola Marymount		4	0	254	H	Santa Clara		5	4	212	N	Cal St. Northridge		3	2

Non-Div. I Games:

San Diego

San Diego

Average RPI Win: 143		WON-LOST RECORD		WINNING PCT. RANK		LAST 10 GAMES		STRENGTH OF SCHEDULE		OPP. STRENGTH OF SCHEDULE		TEAM RPI		ADJ RPI		CONF. RPI		ADJ CONF. RPI			
DIV. I ONLY		14-39-0		.26415 261		0-10-0		18		41		130		.50586 123		2		3			
DIV. I NON-CONF.		12-17-0		.41379 182		0-0-0		71		149		137		.49806 133		3		3			
TOTALS		RPI 1-25		RPI 26-50		W-L RECORDS		RPI 51-100		RPI 101-150		RPI 150+									
14-39-0		1-13-0		2-12-0		OVERALL		1-8-0		3-3-0		7-3-0									
5-13-0		1-11-0		0-0-0		HOME		1-2-0		0-0-0		3-0-0									
5-17-0		0-1-0		1-11-0		AWAY		0-0-0		2-3-0		2-2-0									
4-9-0		0-1-0		1-1-0		NEUTRAL		0-6-0		1-0-0		2-1-0									
12-17-0		0-2-0		1-1-0		NON-CONFERENCE		1-8-0		3-3-0		7-3-0									
4-2-0		0-0-0		0-0-0		HOME		1-2-0		0-0-0		3-0-0									
4-6-0		0-1-0		0-0-		AWAY		0-0-0		2-3-0		2-2-0									
4-9-0		0-1-0		1-1-0		NEUTRAL		0-6-0		1-0-0		2-1-0									
2-22-0		1-11-0		1-11-0		CONFERENCE		0-0-0		0-0-0		0-0-0									
1-11-0		1-11-0		0-0-0		HOME		0-0-0		0-0-0		0-0-0									
1-11-0		0-0-0		1-11-0		AWAY		0-0-0		0-0-0		0-0-0									
0-0-0		0-0-0		0-0-0		NEUTRAL		0-0-0		0-0-0		0-0-0									
RPI	S	Opponent		Score		RPI	S	Opponent		Score		RPI	S	Opponent		Score					
3	A	Arizona St.		0	9	27	A	Texas Tech		3	5	60	N	Fresno St.		0	3				
4	H	Oklahoma		0	10	27	A	Texas Tech		2	6	68	N	Minnesota		1	9				
4	H	Oklahoma		1	12	27	A	Texas Tech		7	19	68	N	Minnesota		0	12				
4	H	Oklahoma		1	5	38	A	Oklahoma St.		6	7	71	H	UNI		0	8				
8	H	Texas		4	8	38	A	Oklahoma St.		6	10	80	H	Iowa		4	3				
8	H	Texas		3	7	38	A	Oklahoma St.		1	2	80	N	Iowa		5	26				
8	H	Texas		2	11	39	A	Baylor		1	7	83	H	Valparaiso		5	11				
10	H	Texas A&M		2	1	39	A	Baylor		0	6	83	N	Valparaiso		7	16				
10	H	Texas A&M		1	6	39	A	Baylor		0	7	96	N	Pacific		0	8				
10	H	Texas A&M		3	11	41	N	San Diego St.		6	4										
14	H	Missouri		5	6	48	N	Illinois St.		2	10										
14	H	Missouri		0	9	50	A	Kansas		2	8										
14	H	Missouri		0	8	50	A	Kansas		10	9										
24	N	Oregon St.		4	5	50	A	Kansas		0	8										
						LAST 10 GAMES															
						4 H Oklahoma						1	5	39 A Baylor						0	7
						4 H Oklahoma						1	12	14 H Missouri						5	6
						4 H Oklahoma						0	10	14 H Missouri						0	8
						39 A Baylor						1	7	14 H Missouri						0	9
						39 A Baylor						0	6	50 A Kansas						0	8

Non-Div. I Games:

Iowa St.

Average RPI Win:		168	WON-LOST RECORD		WINNING PCT. RANK		LAST 10 GAMES		STRENGTH OF SCHEDULE		OPP. STRENGTH OF SCHEDULE		TEAM RPI		ADJ RPI		CONF. RPI		ADJ CONF. RPI	
DIV. I ONLY			25-35-0		.41667 193		5-5-0		60		103		126		.50545 124		20		20	
DIV. I NON-CONF.			9-28-0		.24324 250		0-2-0		43		36		168		.47634 165		24		25	
TOTALS		RPI 1-25		RPI 26-50		W-L RECORDS		RPI 51-100		RPI 101-150		RPI 150+								
25-35-0		0-5-0		1-7-0		OVERALL		1-10-0		8-8-0		15-5-0								
7-4-0		0-0-0		0-0-0		HOME		0-0-0		2-3-0		5-1-0								
8-7-0		0-2-0		0-1-0		AWAY		0-1-0		2-2-0		6-1-0								
10-24-0		0-3-0		1-6-0		NEUTRAL		1-9-0		4-3-0		4-3-0								
9-28-0		0-5-0		1-7-0		NON-CONFERENCE		1-10-0		2-3-0		5-3-0								
1-0-0		0-0-0		0-0-0		HOME		0-0-0		1-0-0		0-0-0								
1-4-0		0-2-0		0-0-		AWAY		0-1-0		0-0-0		1-0-0								
7-24-0		0-3-0		1-6-0		NEUTRAL		1-9-0		1-3-0		4-3-0								
16-7-0		0-0-0		0-0-0		CONFERENCE		0-0-0		6-5-0		10-2-0								
6-4-0		0-0-0		0-0-0		HOME		0-0-0		1-3-0		5-1-0								
7-3-0		0-0-0		0-0-0		AWAY		0-0-0		2-2-0		5-1-0								
3-0-0		0-0-0		0-0-0		NEUTRAL		0-0-0		3-0-0		0-0-0								
RPI	S	Opponent		Score		RPI	S	Opponent		Score		RPI	S	Opponent		Score				
3	A	Arizona St.		0	9	29	N	Notre Dame		0	5	52	N	Maryland		1	3			
7	N	Florida		0	8	30	N	Virginia Tech		2	5	67	N	Ball St.		1	8			
15	A	South Fla.		2	10	32	N	BYU		4	11	69	N	Lipscomb		5	13			
20	N	Stanford		0	3	34	N	Kentucky		1	2	70	N	Rutgers		0	1			
21	N	Michigan		0	4	40	A	Hofstra		2	3	71	N	UNI		5	1			
						47	N	Boston U.		4	3	74	N	Fla. Gulf Coast		1	7			
						48	N	Illinois St.		0	9	75	N	Kennesaw St.		0	1			
						49	N	Northwestern		3	4	80	N	Iowa		0	7			
												87	A	Stony Brook		0	7			
												88	N	North Florida		2	8			
												91	N	Coastal Caro.		0	1			
LAST 10 GAMES																				
						108	N	Long Beach St.		4	5	250	A	Mt. St. Mary's		5	4			
						3	A	Arizona St.		0	9	250	A	Mt. St. Mary's		3	4			
						117	N	Quinnipiac		10	5	149	A	Monmouth		1	9			
						116	N	Robert Morris		1	0	149	A	Monmouth		1	2			
						117	N	Quinnipiac		5	0	259	A	Wagner		9	7			
												185	N	Maine		0	1			
												192	N	Wright St.		4	8			
												197	N	Florida A&M		3	1			
												204	N	Toledo		10	1			
												206	H	Saint Francis (PA)		3	2			

Non-Div. I Games:

LIU Brooklyn

RPI	S	Opponent	Score	
206	H	Saint Francis (PA)	3	5
219	H	Sacred Heart	5	1
219	H	Sacred Heart	6	1
225	N	East Tenn. St.	5	1
236	N	Canisius	9	3
250	A	Mt. St. Mary's	3	4
250	A	Mt. St. Mary's	5	4
259	A	Wagner	5	3
259	A	Wagner	9	7

LIU Brooklyn

L
I
U
B
r
o
o
k
l
y
n

L
I
U
B
r
o
o
k
l
y
n

[illegible]

Non-Div. I Games: Bethel (TN)

10	1	Campbellsville	7	0
----	---	----------------	---	---

Bethel (TN)	8	1
--------------------	----------	----------

Murray St.

RPI	S	Opponent	Score	
165	H	SIU Edwardsville	1	2
207	H	Southeast Mo. St.	3	1
207	H	Southeast Mo. St.	10	7
207	H	Southeast Mo. St.	8	7
216	N	Belmont	10	0
218	H	Austin Peay	6	1
218	H	Austin Peay	1	2
218	H	Austin Peay	15	4
221	H	Samford	1	0
221	H	Samford	9	1
222	H	Morehead St.	9	3
222	H	Morehead St.	9	10
222	H	Morehead St.	13	4
222	N	Morehead St.	7	6
224	N	Indiana St.	11	3
256	A	Tennessee St.	5	2
256	A	Tennessee St.	14	0
256	A	Tennessee St.	10	0

Murray St.

M
u
r
r
a
y
S
t
.

M
u
r
r
a
y
S
t
.

[illegible]

Non-Div. I Games:

Lehigh

RPI	S	Opponent	Score	
262	N	Detroit	2	1
262	N	Detroit	2	3
268	N	Yale	3	4
273	N	Manhattan	6	3
274	H	Bucknell	9	0
274	H	Bucknell	9	0
274	H	Bucknell	8	0
274	H	Bucknell	8	0
277	A	Holy Cross	5	1
277	A	Holy Cross	7	0
277	A	Holy Cross	1	2
277	A	Holy Cross	10	0
278	A	Lafayette	9	0
278	A	Lafayette	7	0
278	A	Lafayette	11	3
278	A	Lafayette	8	1
278	H	Lafayette	2	0

Lehigh

Stetson

Stetson

RPI	S	Opponent	Score	
257	H	South Dakota	6	1

Stetson

S
t
e
t
s
o
n

S
t
e
t
s
o
n

[illegible]

Non-Div. I Games:

Loyola Chicago

RPI	S	Opponent	Score	
262	H	Detroit	5	1
262	H	Detroit	9	1
284	N	Ark.-Pine Bluff	15	1

Loyola Chicago

L
o
y
o
l
a
C
h
i
c
a
g
o

L
o
y
o
l
a
C
h
i
c
a
g
o

RPI	S	Opponent	Score	
210	N	Weber St.	1	2
229	N	Rhode Island	5	3
229	N	Rhode Island	8	0
232	N	CSU Bakersfield	11	5
241	N	Colgate	6	0
246	N	Princeton	9	7
249	N	Dartmouth	0	5
274	N	Bucknell	15	0

Kent St.

K
e
n
t
S
t
.

K
e
n
t
S
t
.

Average RPI Win:		217	WON-LOST RECORD		WINNING PCT. RANK		LAST 10 GAMES		STRENGTH OF SCHEDULE		OPP. STRENGTH OF SCHEDULE		TEAM RPI		ADJ RPI		CONF. RPI		ADJ CONF. RPI								
DIV. I ONLY			31-19-0		.62		64		7-3-0		167		229		117		.50001		130		20		20				
DIV. I NON-CONF.			20-10-0		.66667		50		2-0-0		190		233		99		.51204		114		24		25				
TOTALS		RPI 1-25		RPI 26-50		W-L RECORDS		RPI 51-100		RPI 101-150		RPI 150+															
31-19-0		0-5-0		0-2-0		OVERALL		2-0-0		3-6-0		26-6-0															
10-5-0		0-0-0		0-0-0		HOME		0-0-0		2-4-0		8-1-0															
15-12-0		0-4-0		0-2-0		AWAY		0-0-0		0-2-0		15-4-0															
6-2-0		0-1-0		0-0-0		NEUTRAL		2-0-0		1-0-0		3-1-0															
20-10-0		0-5-0		0-2-0		NON-CONFERENCE		2-0-0		1-0-0		17-3-0															
5-0-0		0-0-0		0-0-0		HOME		0-0-0		0-0-0		5-0-0															
9-8-0		0-4-0		0-0-		AWAY		0-0-0		0-0-0		9-2-0															
6-2-0		0-1-0		0-0-0		NEUTRAL		2-0-0		1-0-0		3-1-0															
11-9-0		0-0-0		0-0-0		CONFERENCE		0-0-0		2-6-0		9-3-0															
5-5-0		0-0-0		0-0-0		HOME		0-0-0		2-4-0		3-1-0															
6-4-0		0-0-0		0-0-0		AWAY		0-0-0		0-2-0		6-2-0															
0-0-0		0-0-0		0-0-0		NEUTRAL		0-0-0		0-0-0		0-0-0															
RPI	S	Opponent		Score		RPI	S	Opponent		Score		RPI	S	Opponent		Score											
3	A	Arizona St.		0	8	40	A	Hofstra		3	11	54	N	Miami (OH)		5	3	103	N	Penn St.		4	3				
3	A	Arizona St.		1	11	40	A	Hofstra		0	6	71	N	UNI		2	1	116	A	Robert Morris		1	4				
3	A	Arizona St.		0	10													116	A	Robert Morris		0	4				
3	A	Arizona St.		2	14													117	H	Quinnipiac		4	2				
15	N	South Fla.		0	10													117	H	Quinnipiac		2	3				
																		124	H	LIU Brooklyn		1	3				
																		124	H	LIU Brooklyn		3	4				
																		149	H	Monmouth		6	11				
																		149	H	Monmouth		8	5				
																		152	N	Bradley		11	6				
																		174	A	Bryant		14	3				
																		174	A	Bryant		6	2				
																		180	A	Fairleigh Dickinson		2	3				
																		180	A	Fairleigh Dickinson		2	3				
																		184	H	Fairfield		8	5				
																		184	H	Fairfield		2	0				
																		206	A	Saint Francis (PA)		6	2				
																		206	A	Saint Francis (PA)		7	5				
																		219	A	Sacred Heart		10	1				
																		219	A	Sacred Heart		2	0				
																		250	H	Mt. St. Mary's		9	2				
																		250	H	Mt. St. Mary's		1	3				
																		253	A	Norfolk St.		5	3				
																		253	A	Norfolk St.		6	3				
																		253	A	Norfolk St.		6	0				
																		253	A	Norfolk St.		4	0				
																		259	H	Wagner		2	1				
						LAST 10 GAMES																					
						174 A Bryant						6	2	206 A Saint Francis (PA)						7	5						
						174 A Bryant						14	3	116 A Robert Morris						1	4						
						277 A Holy Cross						13	2	116 A Robert Morris						0	4						
						277 A Holy Cross						8	3	149 H Monmouth						6	11						
						206 A Saint Francis (PA)						6	2	149 H Monmouth						8	5						

Non-Div. I Games:

Central Conn. St.

RPI	S	Opponent	Score	
259	H	Wagner	8	0
260	A	Coppin St.	5	0
260	A	Coppin St.	4	5
263	A	Hampton	3	2
263	N	Hampton	1	3
264	H	Hartford	5	4
264	H	Hartford	13	7
268	A	Yale	4	0
268	A	Yale	8	10
277	A	Holy Cross	8	3
277	A	Holy Cross	13	2
277	H	Holy Cross	9	3
289	N	UMES	9	0
289	N	UMES	7	0

Central Conn. St.

C
e
n
t
r
a
l
C
o
n
n
.
S
t
.

C
e
n
t
r
a
l
C
o
n
n
.
S
t
.

Average RPI Win:		161	WON-LOST RECORD		WINNING PCT. RANK		LAST 10 GAMES		STRENGTH OF SCHEDULE		OPP. STRENGTH OF SCHEDULE		TEAM RPI		ADJ RPI		CONF. RPI		ADJ CONF. RPI				
Average RPI Loss:		92																					
DIV. I ONLY			25-26-0		.4902	150	5-5-0		138		108		137		.49863	131	7		7				
DIV. I NON-CONF.			15-9-0		.625	70	0-0-0		259		255		152		.48804	151	7		7				
TOTALS		RPI 1-25		RPI 26-50		W-L RECORDS		RPI 51-100		RPI 101-150		RPI 150+											
25-26-0		1-2-0		1-6-0		OVERALL		6-9-0		3-5-0		14-4-0											
12-6-0		0-0-0		0-0-0		HOME		5-4-0		0-0-0		7-2-0											
7-15-0		1-2-0		0-5-0		AWAY		0-3-0		2-4-0		4-1-0											
6-5-0		0-0-0		1-1-0		NEUTRAL		1-2-0		1-1-0		3-1-0											
15-9-0		0-0-0		1-2-0		NON-CONFERENCE		0-1-0		2-3-0		12-3-0											
5-1-0		0-0-0		0-0-0		HOME		0-0-0		0-0-0		5-1-0											
5-5-0		0-0-0		0-0-		AWAY		0-0-0		1-2-0		4-1-0											
5-3-0		0-0-0		1-0-0		NEUTRAL		0-1-0		1-1-0		3-1-0											
10-17-0		1-2-0		0-4-0		CONFERENCE		6-8-0		1-2-0		2-1-0											
7-5-0		0-0-0		0-0-0		HOME		5-4-0		0-0-0		2-1-0											
2-10-0		1-2-0		0-3-0		AWAY		0-3-0		1-2-0		0-0-0											
1-2-0		0-0-0		0-1-0		NEUTRAL		1-1-0		0-0-0		0-0-0											
RPI	S	Opponent		Score		RPI	S	Opponent		Score		RPI	S	Opponent		Score		RPI	S	Opponent		Score	
9	A	La.-Lafayette		4 2		30	N	Virginia Tech		2 1		63	A	FIU		0 4		107	N	McNeese St.		0 2	
9	A	La.-Lafayette		4 11		36	A	South Ala.		2 7		63	A	FIU		0 8		107	N	McNeese St.		6 2	
9	A	La.-Lafayette		3 8		36	A	South Ala.		1 9		63	A	FIU		5 8		112	A	Col. of Charleston		5 4	
						36	A	South Ala.		1 2		65	H	Troy		3 4		138	A	Central Ark.		0 5	
						36	N	South Ala.		0 6		65	H	Troy		2 1		145	A	Middle Tenn.		0 4	
						46	A	Houston		0 9		65	H	Troy		5 3		145	A	Middle Tenn.		4 6	
						46	A	Houston		0 13		65	N	Troy		10 4		145	A	Middle Tenn.		8 2	
												69	N	Lipscomb		0 2		148	A	Memphis		1 6	
												79	H	Western Ky.		1 4		156	H	Fla. Atlantic		3 6	
												79	H	Western Ky.		1 4		156	H	Fla. Atlantic		4 3	
												79	H	Western Ky.		1 0		156	H	Fla. Atlantic		8 3	
												79	N	Western Ky.		3 5		165	H	SIU Edwardsville		7 6	
												84	H	North Texas		2 1		207	N	Southeast Mo. St.		4 8	
												84	H	North Texas		2 1		213	A	Stephen F. Austin		3 1	
												84	H	North Texas		1 4		213	H	Stephen F. Austin		5 4	
																		221	A	Samford		7 6	
																		226	H	IUPUI		3 11	
																		227	A	Nicholls St.		7 4	
																		231	A	Northwestern St.		1 3	
																		231	A	Northwestern St.		8 3	
																		231	H	Northwestern St.		10 0	
																		240	H	Jackson St.		5 2	
																		259	N	Wagner		6 2	
																		287	H	Grambling		12 3	
																		288	N	Southern U.		8 2	
																		288	N	Southern U.		9 0	
				LAST 10 GAMES																			
						79	N	Western Ky.		3 5		9	A	La.-Lafayette		4 2							
						65	N	Troy		10 4		156	H	Fla. Atlantic		3 6							
						36	N	South Ala.		0 6		156	H	Fla. Atlantic		4 3							
						9	A	La.-Lafayette		4 11		156	H	Fla. Atlantic		8 3							
						9	A	La.-Lafayette		3 8		79	H	Western Ky.		1 0							

Non-Div. I Games:

La.-Monroe

Average RPI Win:		179	WON-LOST RECORD		WINNING PCT. RANK	LAST 10 GAMES	STRENGTH OF SCHEDULE		OPP. STRENGTH OF SCHEDULE	TEAM RPI	ADJ RPI	CONF. RPI	ADJ CONF. RPI				
Average RPI Loss:		121															
DIV. I ONLY			27-19-0		.58696	85	5-5-0		208	159	131	.49729	132	23	22		
DIV. I NON-CONF.			14-7-0		.66667	50	0-0-0		111	121	64	.55034	67	20	18		
TOTALS		RPI 1-25		RPI 26-50		W-L RECORDS		RPI 51-100		RPI 101-150		RPI 150+					
27-19-0		0-2-0		0-0-0		OVERALL		3-3-0		9-9-0		15-5-0					
11-2-0		0-0-0		0-0-0		HOME		1-0-0		2-1-0		8-1-0					
8-12-0		0-1-0		0-0-0		AWAY		1-3-0		7-5-0		0-3-0					
8-5-0		0-1-0		0-0-0		NEUTRAL		1-0-0		0-3-0		7-1-0					
14-7-0		0-2-0		0-0-0		NON-CONFERENCE		3-3-0		6-2-0		5-0-0					
4-1-0		0-0-0		0-0-0		HOME		1-0-0		2-1-0		1-0-0					
5-4-0		0-1-0		0-0-		AWAY		1-3-0		4-0-0		0-0-0					
5-2-0		0-1-0		0-0-0		NEUTRAL		1-0-0		0-1-0		4-0-0					
13-12-0		0-0-0		0-0-0		CONFERENCE		0-0-0		3-7-0		10-5-0					
7-1-0		0-0-0		0-0-0		HOME		0-0-0		0-0-0		7-1-0					
3-8-0		0-0-0		0-0-0		AWAY		0-0-0		3-5-0		0-3-0					
3-3-0		0-0-0		0-0-0		NEUTRAL		0-0-0		0-2-0		3-1-0					
RPI	S	Opponent		Score		RPI	S	Opponent		Score		RPI	S	Opponent		Score	
2	A	California		0	8							101	H	Colorado St.		1	0
18	N	Washington		0	9							73	N	North Dakota St.		1	0
												96	A	Pacific		4	10
												96	A	Pacific		6	9
												98	A	San Jose St.		4	5
												98	H	San Jose St.		8	2
												119	A	Loyola Marymount		4	3
												119	A	Loyola Marymount		5	7
												119	A	Loyola Marymount		1	11
												119	A	Loyola Marymount		7	8
												121	N	Portland St.		1	2
												121	N	Portland St.		2	3
												122	A	San Diego		4	2
												122	A	San Diego		7	1
												122	A	San Diego		5	7
												122	A	San Diego		3	4
												133	A	UC Davis		6	4
												133	A	UC Davis		3	2
												142	A	Nevada		7	6
												142	A	Nevada		10	1
												154	A	St. Mary's (CA)		6	8
												154	A	St. Mary's (CA)		1	3
												154	A	St. Mary's (CA)		3	8
						LAST 10 GAMES						183	N	UC Riverside		2	0
						122	A	San Diego		7	1	183	N	UC Riverside		9	4
						122	A	San Diego		4	2	187	N	Northern Colo.		9	2
						122	A	San Diego		5	7	230	N	Seattle		4	5
						122	A	San Diego		3	4	232	H	CSU Bakersfield		3	5
						232	H	CSU Bakersfield		12	4	119	A	Loyola Marymount		1	11
												119	A	Loyola Marymount		5	7
												232	H	CSU Bakersfield		12	4

Non-Div. I Games:

Sacramento St.

RPI	S	Opponent	Score	
232	H	CSU Bakersfield	5	4
232	H	CSU Bakersfield	7	1
233	N	Idaho St.	1	0
233	N	Idaho St.	10	2
246	H	Princeton	10	1
251	N	Delaware	9	5
251	N	Delaware	6	0
254	H	Santa Clara	5	4
254	H	Santa Clara	2	1
254	H	Santa Clara	3	0
254	H	Santa Clara	7	4

Sacramento St.

S
a
c
r
a
m
e
n
t
o
S
t
.

Average RPI Win:		158	WON-LOST RECORD		WINNING PCT. RANK	LAST 10 GAMES	STRENGTH OF SCHEDULE		OPP. STRENGTH OF SCHEDULE	TEAM RPI	ADJ RPI	CONF. RPI	ADJ CONF. RPI				
Average RPI Loss:		91															
DIV. I ONLY			24-28-0		.46154	165	7-3-0		127	82	140	.49728	133	17	14		
DIV. I NON-CONF.			10-21-0		.32258	227	0-0-0		63	32	154	.48919	147	12	12		
TOTALS		RPI 1-25		RPI 26-50		W-L RECORDS		RPI 51-100		RPI 101-150		RPI 150+					
24-28-0		1-8-0		1-2-0		OVERALL		4-4-0		4-10-0		14-4-0					
10-11-0		1-0-0		0-0-0		HOME		0-1-0		4-8-0		5-2-0					
10-6-0		0-1-0		0-1-0		AWAY		2-1-0		0-1-0		8-2-0					
4-11-0		0-7-0		1-1-0		NEUTRAL		2-2-0		0-1-0		1-0-0					
10-21-0		1-8-0		1-2-0		NON-CONFERENCE		2-3-0		1-7-0		5-1-0					
5-7-0		1-0-0		0-0-0		HOME		0-1-0		1-5-0		3-1-0					
1-3-0		0-1-0		0-0-		AWAY		0-0-0		0-1-0		1-0-0					
4-11-0		0-7-0		1-1-0		NEUTRAL		2-2-0		0-1-0		1-0-0					
14-7-0		0-0-0		0-0-0		CONFERENCE		2-1-0		3-3-0		9-3-0					
5-4-0		0-0-0		0-0-0		HOME		0-0-0		3-3-0		2-1-0					
9-3-0		0-0-0		0-0-0		AWAY		2-1-0		0-0-0		7-2-0					
0-0-0		0-0-0		0-0-0		NEUTRAL		0-0-0		0-0-0		0-0-0					
RPI	S	Opponent		Score		RPI	S	Opponent		Score		RPI	S	Opponent		Score	
2	A	California		3	11	32	N	BYU		0	9	57	H	Boise St.		0	3
4	N	Oklahoma		0	10	41	A	San Diego St.		0	3	61	N	Virginia		11	5
11	N	Arizona		0	8	45	N	UCF		6	4	93	N	Fordham		6	2
14	N	Missouri		0	8							96	A	Pacific		0	1
16	N	UCLA		1	7							96	A	Pacific		3	0
18	N	Washington		1	14							96	A	Pacific		6	4
18	N	Washington		3	11							99	N	South Carolina		2	3
20	H	Stanford		2	1							100	N	New Mexico		5	7
22	N	Syracuse		3	5												

Non-Div. I Games:

UC Davis

RPI	S	Opponent	Score	
232	H	CSU Bakersfield	1	2
233	H	Idaho St.	7	0
233	H	Idaho St.	3	2
233	H	Idaho St.	5	0
254	A	Santa Clara	3	2

UC Davis

U
C
D
a
v
i
s

U
C
D
a
v
i
s

Average RPI Win: 198		WON-LOST	WINNING	LAST 10	STRENGTH OF		OPP. STRENGTH	TEAM	ADJ	CONF.	ADJ CONF.
Average RPI Loss: 133		RECORD	PCT. RANK	GAMES	SCHEDULE		OF SCHEDULE	RPI	RPI	RPI	RPI
DIV. I ONLY		27-22-0	.55102	106	6-4-0		161	222	134	.49712	134
DIV. I NON-CONF.		15-14-0	.51724	124	0-0-0		121	247	127	.50058	125
TOTALS		RPI 1-25	RPI 26-50		W-L RECORDS		RPI 51-100		RPI 101-150		RPI 150+
27-22-0	0-1-0	0-1-0		OVERALL		3-5-0		3-4-0		21-11-0	
10-8-0	0-0-0	0-0-0		HOME		1-1-0		2-2-0		7-5-0	
10-6-0	0-0-0	0-1-0		AWAY		0-2-0		0-0-0		10-3-0	
7-8-0	0-1-0	0-0-0		NEUTRAL		2-2-0		1-2-0		4-3-0	
15-14-0	0-1-0	0-0-0		NON-CONFERENCE		2-4-0		3-4-0		10-5-0	
4-4-0	0-0-0	0-0-0		HOME		0-0-0		2-2-0		2-2-0	
4-4-0	0-0-0	0-0-		AWAY		0-2-0		0-0-0		4-2-0	
7-6-0	0-1-0	0-0-0		NEUTRAL		2-2-0		1-2-0		4-1-0	
12-8-0	0-0-0	0-1-0		CONFERENCE		1-1-0		0-0-0		11-6-0	
6-4-0	0-0-0	0-0-0		HOME		1-1-0		0-0-0		5-3-0	
6-2-0	0-0-0	0-1-0		AWAY		0-0-0		0-0-0		6-1-0	
0-2-0	0-0-0	0-0-0		NEUTRAL		0-0-0		0-0-0		0-2-0	
RPI S	Opponent	Score		RPI S	Opponent	Score		RPI S	Opponent	Score	
21 N	Michigan	3	4	37 A	Massachusetts	0	9	58 N	Purdue	5	1
								67 N	Ball St.	0	8
								78 N	IPFW	2	1
								78 N	IPFW	0	4
								91 A	Coastal Caro.	0	4
								91 A	Coastal Caro.	0	7
								93 H	Fordham	6	5
								93 H	Fordham	0	5
								114 N	St. John's (NY)	2	1
								115 N	Western Mich.	0	4
								120 N	Central Mich.	3	5
								140 H	Penn	4	5
								140 H	Penn	9	6
								149 H	Monmouth	7	8
								149 H	Monmouth	3	0
								151 A	Charlotte	9	7
								151 A	Charlotte	10	5
								151 N	Charlotte	2	4
								158 H	Iona	1	10
								158 H	Iona	0	8
								170 A	Army	3	6
								170 A	Army	2	3
								171 A	Saint Joseph's	7	3
								171 A	Saint Joseph's	3	1
								171 N	Saint Joseph's	0	6
								177 H	Saint Louis	6	5
								177 H	Saint Louis	5	7
								186 N	Georgetown	0	4
								190 H	George Washington	2	4
								190 H	George Washington	7	11
								196 A	Dayton	2	3
								214 H	St. Bonaventure	5	1
								214 H	St. Bonaventure	11	0
								217 N	Green Bay	3	0
								219 N	Sacred Heart	12	2
				LAST 10 GAMES							
				171 N	Saint Joseph's	0	6	177 H	Saint Louis	6	5
				151 N	Charlotte	2	4	171 A	Saint Joseph's	7	3
				214 H	St. Bonaventure	5	1	171 A	Saint Joseph's	3	1
				214 H	St. Bonaventure	11	0	37 A	Massachusetts	0	9
				177 H	Saint Louis	5	7	229 A	Rhode Island	10	1

Non-Div. I Games:

Temple

RPI	S	Opponent	Score	
225	N	East Tenn. St.	4	3
229	A	Rhode Island	7	4
229	A	Rhode Island	10	1
245	N	Cleveland St.	6	1
251	A	Delaware	8	0
251	A	Delaware	4	2
259	H	Wagner	3	2
259	H	Wagner	4	0
265	H	La Salle	8	0
265	H	La Salle	4	3
278	A	Lafayette	9	1
278	A	Lafayette	10	2

T
e
m
p
l
e

T
e
m
p
l
e

Temple

Average RPI Win: 205		WON-LOST	WINNING	LAST 10	STRENGTH OF		OPP. STRENGTH	TEAM	ADJ	CONF.	ADJ CONF.
Average RPI Loss: 80		RECORD	PCT. RANK	GAMES	SCHEDULE		OF SCHEDULE	RPI	RPI	RPI	RPI
DIV. I ONLY		28-25-1	.52778	120	4-6-0		163	135	135	.4954	135
DIV. I NON-CONF.		12-13-1	.48077	142	1-0-0		173	135	153	.48671	152
TOTALS		RPI 1-25	RPI 26-50		W-L RECORDS		RPI 51-100		RPI 101-150		RPI 150+
28-25-1	0-5-0	0-3-0		OVERALL		3-10-0		1-4-0		24-3-1	
11-5-0	0-0-0	0-0-0		HOME		1-2-0		1-3-0		9-0-0	
11-15-1	0-5-0	0-3-0		AWAY		1-4-0		0-0-0		10-3-1	
6-5-0	0-0-0	0-0-0		NEUTRAL		1-4-0		0-1-0		5-0-0	
12-13-1	0-5-0	0-0-0		NON-CONFERENCE		2-5-0		0-2-0		10-1-1	
3-1-0	0-0-0	0-0-0		HOME		1-0-0		0-1-0		2-0-0	
4-7-1	0-5-0	0-0-0		AWAY		0-1-0		0-0-0		4-1-1	
5-5-0	0-0-0	0-0-0		NEUTRAL		1-4-0		0-1-0		4-0-0	
16-12-0	0-0-0	0-3-0		CONFERENCE		1-5-0		1-2-0		14-2-0	
8-4-0	0-0-0	0-0-0		HOME		0-2-0		1-2-0		7-0-0	
7-8-0	0-0-0	0-3-0		AWAY		1-3-0		0-0-0		6-2-0	
1-0-0	0-0-0	0-0-0		NEUTRAL		0-0-0		0-0-0		1-0-0	
RPI S	Opponent	Score	RPI S	Opponent	Score	RPI S	Opponent	Score	RPI S	Opponent	Score
3 A	Arizona St.	1 3	48 A	Illinois St.	1 3	57 N	Boise St.	3 6	110 N	New Mexico St.	1 4
3 A	Arizona St.	3 12	48 A	Illinois St.	0 8	64 A	Nebraska	0 3	123 H	Iowa St.	3 6
12 A	Louisville	0 4	48 A	Illinois St.	3 8	64 H	Nebraska	2 1	141 H	Missouri St.	5 4
12 A	Louisville	0 8				71 H	UNI	3 15	141 H	Missouri St.	0 1
12 A	Louisville	0 7				71 H	UNI	4 5	141 H	Missouri St.	11 13
						73 N	North Dakota St.	2 6	152 A	Bradley	4 7
						77 A	Southern Ill.	7 6	152 A	Bradley	2 1
						77 A	Southern Ill.	2 3	152 A	Bradley	11 3
						77 A	Southern Ill.	4 10	161 A	Drake	0 2
						77 A	Southern Ill.	8 17	161 A	Drake	5 2
						83 N	Valparaiso	3 1	161 H	Drake	6 2
						86 N	East Carolina	1 12	179 N	Northern Ill.	5 4
						96 N	Pacific	6 7	179 N	Northern Ill.	5 1
									201 A	Wichita St.	15 7
									201 A	Wichita St.	14 4
									201 A	Wichita St.	9 1
									224 H	Indiana St.	12 4
									224 H	Indiana St.	9 0
									224 H	Indiana St.	4 0
									235 H	Evansville	2 1
									235 H	Evansville	7 0
									235 H	Evansville	4 3
									235 N	Evansville	6 5
									237 A	South Dakota St.	1 1
									237 A	South Dakota St.	0 1
									237 N	South Dakota St.	8 1
									257 H	South Dakota	15 1
LAST 10 GAMES			77 A	Southern Ill.	2 3	48 A	Illinois St.	0 8	235 N	Evansville	6 5
			235 N	Evansville	6 5	48 A	Illinois St.	3 8	237 A	South Dakota St.	1 1
			141 H	Missouri St.	5 4	48 A	Illinois St.	1 3	237 A	South Dakota St.	0 1
			141 H	Missouri St.	11 13	64 H	Nebraska	2 1	237 N	South Dakota St.	8 1
			141 H	Missouri St.	0 1	161 H	Drake	6 2	257 H	South Dakota	15 1

Non-Div. I Games:

Creighton

RPI	S	Opponent	Score	
257	H	South Dakota	4	1
279	N	Howard	19	4
284	A	Ark.-Pine Bluff	10	2
284	A	Ark.-Pine Bluff	12	0
284	A	Ark.-Pine Bluff	14	2
284	A	Ark.-Pine Bluff	18	0

Creighton

C
r
e
i
g
h
t
o
n

C
r
e
i
g
h
t
o
n

Average RPI Win:	196	WON-LOST RECORD	WINNING PCT. RANK	LAST 10 GAMES		STRENGTH OF SCHEDULE	OPP. STRENGTH OF SCHEDULE	TEAM RPI	ADJ RPI	CONF. RPI	ADJ CONF. RPI	
DIV. I ONLY		32-24-0	.57143	96	4-6-0	218	129	139	.49503	136	5	5
DIV. I NON-CONF.		25-8-0	.75758	26	0-0-0	249	248	95	.52543	97	6	6
<hr/>												
TOTALS	RPI 1-25		RPI 26-50		W-L RECORDS		RPI 51-100		RPI 101-150		RPI 150+	
32-24-0	0-5-0		0-0-0		OVERALL		4-7-0		6-4-0		22-8-0	
7-9-0	0-2-0		0-0-0		HOME		0-0-0		1-2-0		6-5-0	
10-11-0	0-3-0		0-0-0		AWAY		1-6-0		2-2-0		7-0-0	
15-4-0	0-0-0		0-0-0		NEUTRAL		3-1-0		3-0-0		9-3-0	
25-8-0	0-0-0		0-0-0		NON-CONFERENCE		3-2-0		5-2-0		17-4-0	
4-1-0	0-0-0		0-0-0		HOME		0-0-0		0-0-0		4-1-0	
7-3-0	0-0-0		0-0-		AWAY		0-1-0		2-2-0		5-0-0	
14-4-0	0-0-0		0-0-0		NEUTRAL		3-1-0		3-0-0		8-3-0	
7-16-0	0-5-0		0-0-0		CONFERENCE		1-5-0		1-2-0		5-4-0	
3-8-0	0-2-0		0-0-0		HOME		0-0-0		1-2-0		2-4-0	
3-8-0	0-3-0		0-0-0		AWAY		1-5-0		0-0-0		2-0-0	
1-0-0	0-0-0		0-0-0		NEUTRAL		0-0-0		0-0-0		1-0-0	
RPI	S	Opponent	Score	RPI	S	Opponent	Score	RPI	S	Opponent	Score	
12	H	Louisville	4 8					63	A	FIU	2 21	
12	H	Louisville	0 7					70	A	Rutgers	3 4	
15	A	South Fla.	1 2					70	A	Rutgers	7 3	
15	A	South Fla.	2 3					70	A	Rutgers	1 9	
15	A	South Fla.	0 4					74	N	Fla. Gulf Coast	7 6	
								81	N	Jacksonville	3 1	
								82	N	S.C. Upstate	2 1	
								94	A	Connecticut	6 7	
								94	A	Connecticut	3 6	
								94	A	Connecticut	1 4	
								99	N	South Carolina	3 15	

Non-Div. I Games:

Villanova

RPI	S	Opponent	Score	
245	N	Cleveland St.	8	0
251	A	Delaware	4	1
251	H	Delaware	5	4
251	H	Delaware	8	0
253	N	Norfolk St.	4	0
255	N	Rider	5	1
259	N	Wagner	7	0
263	N	Hampton	11	1
265	A	La Salle	8	5
265	A	La Salle	8	0
265	N	La Salle	8	0
278	H	Lafayette	4	1
278	H	Lafayette	4	0

Villanova

V
i
l
l
a
n
o
v
a

V
i
l
l
a
n
o
v
a

**M
e
r
c
e
r**

Mer

Mercer

RPI	S	Opponent	Score
88	H	North Florida	3 2
88	H	North Florida	1 2
91	N	Coastal Caro.	3 9
69	H	Lipscomb	2 8
216	H	Belmont	6 7
216	H	Belmont	3 4
74	A	Fla. Gulf Coast	2 10
74	A	Fla. Gulf Coast	1 9

Average RPI Win:		198	WON-LOST RECORD		WINNING PCT. RANK		LAST 10 GAMES		STRENGTH OF SCHEDULE		OPP. STRENGTH OF SCHEDULE		TEAM RPI		ADJ RPI		CONF. RPI		ADJ CONF. RPI				
DIV. I ONLY		35-22-0		.61404		71		5-5-0		226		201		133		.49394		138		18		18	
DIV. I NON-CONF.		23-12-0		.65714		54		0-2-0		230		222		119		.50464		122		16		16	
TOTALS		RPI 1-25		RPI 26-50		W-L RECORDS		RPI 51-100		RPI 101-150		RPI 150+											
35-22-0		0-1-0		0-3-0		OVERALL		1-5-0		8-6-0		26-7-0											
15-4-0		0-1-0		0-0-0		HOME		1-0-0		5-2-0		9-1-0											
11-11-0		0-0-0		0-3-0		AWAY		0-2-0		1-2-0		10-4-0											
9-7-0		0-0-0		0-0-0		NEUTRAL		0-3-0		2-2-0		7-2-0											
23-12-0		0-1-0		0-1-0		NON-CONFERENCE		1-5-0		5-2-0		17-3-0											
8-1-0		0-1-0		0-0-0		HOME		1-0-0		3-0-0		4-0-0											
6-5-0		0-0-0		0-0-		AWAY		0-2-0		0-1-0		6-1-0											
9-6-0		0-0-0		0-0-0		NEUTRAL		0-3-0		2-1-0		7-2-0											
12-10-0		0-0-0		0-2-0		CONFERENCE		0-0-0		3-4-0		9-4-0											
7-3-0		0-0-0		0-0-0		HOME		0-0-0		2-2-0		5-1-0											
5-6-0		0-0-0		0-2-0		AWAY		0-0-0		1-1-0		4-3-0											
0-1-0		0-0-0		0-0-0		NEUTRAL		0-0-0		0-1-0		0-0-0											
RPI	S	Opponent		Score		RPI	S	Opponent		Score		RPI	S	Opponent		Score							
4	H	Oklahoma		0 8		31	A	Tulsa		0 1		58	N	Purdue		6 8							
						43	A	Texas St.		2 3		76	N	Georgia St.		3 4							
						43	A	Texas St.		0 2		90	N	Indiana		2 6							
												92	H	Ole Miss		6 5							
												100	A	New Mexico		3 5							
												100	A	New Mexico		8 10							
														104 N Boston College		7 2							
														107 A McNeese St.		0 4							
														107 A McNeese St.		3 1							
														111 H Sam Houston St.		6 0							
														111 H Sam Houston St.		5 1							
														111 N Sam Houston St.		0 1							
														116 N Robert Morris		5 3							
														131 H La.-Monroe		5 0							
														136 N Villanova		1 4							
														141 H Missouri St.		2 0							
														146 H A&M-Corpus Christi		4 5							
														146 H A&M-Corpus Christi		6 7							
														147 A Mississippi Val.		0 1							
														147 H Mississippi Val.		9 0							
														152 N Bradley		10 1							
														155 A Louisiana Tech		9 7							
														155 H Louisiana Tech		4 3							
														168 A UTSA		0 3							
														168 A UTSA		1 2							
														168 A UTSA		3 4							
														174 N Bryant		7 3							
														177 N Saint Louis		7 4							
														187 N Northern Colo.		0 1							
														204 N Toledo		4 3							
														211 A Southern Miss.		10 9							
														211 A Southern Miss.		7 1							
														213 A Stephen F. Austin		1 0							
														213 A Stephen F. Austin		1 0							
LAST 10 GAMES				111 N Sam Houston St.				0 1				220 H Texas-Arlington				2 0							
				168 A UTSA				3 4				220 H Texas-Arlington				5 2							
				107 A McNeese St.				3 1				213 A Stephen F. Austin				6 0							
				107 A McNeese St.				0 4				213 A Stephen F. Austin				1 0							
				4 H Oklahoma				0 8				31 A Tulsa				0 1							

Non-Div. I Games: Hendrix 18 1

Central Ark.

RPI	S	Opponent	Score	
213	A	Stephen F. Austin	6	0
220	H	Texas-Arlington	2	0
220	H	Texas-Arlington	5	2
227	H	Nicholls St.	4	1
227	H	Nicholls St.	4	0
229	N	Rhode Island	10	2
229	N	Rhode Island	5	6
231	H	Northwestern St.	3	5
231	H	Northwestern St.	6	1
237	N	South Dakota St.	2	1
240	A	Jackson St.	0	1
240	H	Jackson St.	8	0
244	A	Southeastern La.	5	3
244	A	Southeastern La.	2	0
263	N	Hampton	6	0
283	A	Alcorn St.	12	0
284	A	Ark.-Pine Bluff	11	0
284	A	Ark.-Pine Bluff	17	0
284	H	Ark.-Pine Bluff	9	0
284	H	Ark.-Pine Bluff	8	0

Central Ark.

C
e
n
t
r
a
l
A
r
k
.

C
e
n
t
r
a
l
A
r
k
.

RPI	S	Opponent	Score	
207	A	Southeast Mo. St.	2	1
207	A	Southeast Mo. St.	1	3
207	A	Southeast Mo. St.	9	8
208	N	Western Caro.	4	6
218	A	Austin Peay	2	8
218	A	Austin Peay	2	3
218	A	Austin Peay	3	5
222	A	Morehead St.	7	4
222	A	Morehead St.	1	4
222	A	Morehead St.	2	10
244	H	Southeastern La.	15	10
256	A	Tennessee St.	2	0
256	H	Tennessee St.	6	3
256	H	Tennessee St.	10	1
275	A	Alabama St.	20	0

Jacksonville St.

J
a
c
k
s
o
n
v
i
l
l
e
s
t
.

J
a
c
k
s
o
n
v
i
l
l
e
s
t
.

[illegible]

Non-Div. I Games:

Penn

RPI	S	Opponent	Score	
255	H	Rider	9	1
257	N	South Dakota	3	2
257	N	South Dakota	1	0
262	N	Detroit	6	2
265	H	La Salle	8	0
265	H	La Salle	5	1
268	H	Yale	1	0
268	H	Yale	14	3
269	H	Brown	7	4
269	H	Brown	5	4
270	A	Columbia	11	1
270	A	Columbia	8	2
270	H	Columbia	5	1
270	H	Columbia	9	1
273	N	Manhattan	9	1
277	N	Holy Cross	3	2

P
e
n
n

p
e
n
n

Penn

Average RPI Win:	154	WON-LOST RECORD	WINNING PCT. RANK	LAST 10 GAMES	STRENGTH OF SCHEDULE	OPP. STRENGTH OF SCHEDULE	TEAM RPI	ADJ RPI	CONF. RPI	ADJ CONF. RPI				
DIV. I ONLY		25-26-0	.4902	150	5-5-0	143	126	141	.49274	141	13	13		
DIV. I NON-CONF.		12-10-0	.54545	105	0-1-0	135	116	105	.51703	104	14	14		
<hr/>														
TOTALS	RPI 1-25	RPI 26-50		W-L RECORDS		RPI 51-100		RPI 101-150		RPI 150+				
25-26-0	0-1-0	2-5-0		OVERALL		3-5-0		6-5-0		14-10-0				
8-11-0	0-0-0	2-5-0		HOME		1-1-0		1-1-0		4-4-0				
9-12-0	0-0-0	0-0-0		AWAY		1-3-0		4-4-0		4-5-0				
8-3-0	0-1-0	0-0-0		NEUTRAL		1-1-0		1-0-0		6-1-0				
12-10-0	0-1-0	1-3-0		NON-CONFERENCE		1-1-0		4-4-0		6-1-0				
2-4-0	0-0-0	1-3-0		HOME		0-0-0		1-1-0		0-0-0				
3-5-0	0-0-0	0-0-		AWAY		0-1-0		2-3-0		1-1-0				
7-1-0	0-1-0	0-0-0		NEUTRAL		1-0-0		1-0-0		5-0-0				
13-16-0	0-0-0	1-2-0		CONFERENCE		2-4-0		2-1-0		8-9-0				
6-7-0	0-0-0	1-2-0		HOME		1-1-0		0-0-0		4-4-0				
6-7-0	0-0-0	0-0-0		AWAY		1-2-0		2-1-0		3-4-0				
1-2-0	0-0-0	0-0-0		NEUTRAL		0-1-0		0-0-0		1-1-0				
RPI	S	Opponent	Score		RPI	S	Opponent	Score		RPI	S	Opponent	Score	
14	N	Missouri	1	3	31	H	Tulsa	1	2	54	N	Miami (OH)	2	1
					42	H	Arkansas	0	4	71	A	UNI	6	7
					48	H	Illinois St.	2	11	71	A	UNI	1	0
					48	H	Illinois St.	4	2	71	A	UNI	1	5
					48	H	Illinois St.	0	4	71	N	UNI	3	5
					50	H	Kansas	5	4	77	H	Southern Ill.	3	2
					50	H	Kansas	2	4	77	H	Southern Ill.	2	7
										84	A	North Texas	0	5
					LAST 10 GAMES									
					161	N	Drake	1	2	42	H	Arkansas	0	4
					152	N	Bradley	4	1	224	H	Indiana St.	2	3
					135	A	Creighton	4	5	224	H	Indiana St.	1	0
					135	A	Creighton	13	11	224	H	Indiana St.	1	0
					135	A	Creighton	1	0	201	A	Wichita St.	0	2
										201	H	Wichita St.	1	0
										201	H	Wichita St.	1	5
										207	N	Southeast Mo. St.	5	4

Non-Div. I Games:

Missouri St.

Missouri.

Missouri.

Missouri St.

Average RPI Win:		184	WON-LOST RECORD		WINNING PCT. RANK	LAST 10 GAMES		STRENGTH OF SCHEDULE		OPP. STRENGTH OF SCHEDULE	TEAM RPI	ADJ RPI	CONF. RPI	ADJ CONF. RPI			
Average RPI Loss:		110															
DIV. I ONLY			29-25-0		.53704	110	4-6-0		173	137	136	.49236	142	21	23		
DIV. I NON-CONF.			14-14-0		.5	129	0-2-0		144	85	123	.50214	124	21	22		
TOTALS		RPI 1-25		RPI 26-50		W-L RECORDS		RPI 51-100		RPI 101-150		RPI 150+					
29-25-0		0-2-0		0-5-0		OVERALL		5-8-0		6-2-0		18-8-0					
16-7-0		0-0-0		0-2-0		HOME		0-0-0		4-1-0		12-4-0					
9-15-0		0-2-0		0-2-0		AWAY		4-7-0		2-1-0		3-3-0					
4-3-0		0-0-0		0-1-0		NEUTRAL		1-1-0		0-0-0		3-1-0					
14-14-0		0-2-0		0-5-0		NON-CONFERENCE		3-3-0		4-0-0		7-4-0					
6-5-0		0-0-0		0-2-0		HOME		0-0-0		2-0-0		4-3-0					
4-7-0		0-2-0		0-0-		AWAY		2-3-0		2-0-0		0-0-0					
4-2-0		0-0-0		0-1-0		NEUTRAL		1-0-0		0-0-0		3-1-0					
15-11-0		0-0-0		0-0-0		CONFERENCE		2-5-0		2-2-0		11-4-0					
10-2-0		0-0-0		0-0-0		HOME		0-0-0		2-1-0		8-1-0					
5-8-0		0-0-0		0-0-0		AWAY		2-4-0		0-1-0		3-3-0					
0-1-0		0-0-0		0-0-0		NEUTRAL		0-1-0		0-0-0		0-0-0					
RPI	S	Opponent		Score		RPI	S	Opponent		Score		RPI	S	Opponent		Score	
11	A	Arizona		0	8	32	A	BYU		4	6	72	A	Utah		2	18
11	A	Arizona		1	9	32	A	BYU		0	8	72	A	Utah		3	8
						32	H	BYU		2	7	73	A	North Dakota St.		11	6
						32	H	BYU		5	13	73	A	North Dakota St.		1	5
						44	N	UAB		0	2	73	A	North Dakota St.		4	5
												78	A	IPFW		4	12
												78	A	IPFW		3	5
												78	A	IPFW		1	0
												78	N	IPFW		2	3
												79	N	Western Ky.		5	4
												98	A	San Jose St.		7	2
												98	A	San Jose St.		5	4
												98	A	San Jose St.		4	6
														Utah Valley		2	5
														Utah Valley		3	11
												176	A	Western Ill.		11	6
												176	A	Western Ill.		0	8
												176	A	Western Ill.		0	8
												182	H	Utah St.		7	2
												182	H	Utah St.		9	3
												210	H	Weber St.		8	6
												210	H	Weber St.		13	4
												210	H	Weber St.		3	6
												226	A	IUPUI		3	1
												226	A	IUPUI		3	1
												226	A	IUPUI		1	3
												237	H	South Dakota St.		7	0
												237	H	South Dakota St.		8	0
												237	H	South Dakota St.		10	0
												238	N	North Dakota		4	1
												238	N	North Dakota		1	6
												254	N	Santa Clara		6	1
LAST 10 GAMES																	
						150	A	UMKC		0	10	32	H	BYU		2	7
						78	N	IPFW		2	3	32	H	BYU		5	13
						73	A	North Dakota St.		11	6	237	H	South Dakota St.		7	0
						73	A	North Dakota St.		1	5	237	H	South Dakota St.		8	0
						73	A	North Dakota St.		4	5	237	H	South Dakota St.		10	0

Non-Div. I Games:

Southern Utah

RPI	S	Opponent	Score	
254	N	Santa Clara	8	2
257	H	South Dakota	8	9
257	H	South Dakota	5	0
257	H	South Dakota	12	2
272	H	Oakland	10	1
272	H	Oakland	10	2
272	H	Oakland	9	0

Southern Utah

S
o
u
t
h
e
r
n
U
t
a
h

S
o
u
t
h
e
r
n
U
t
a
h

Average RPI Win:	131	WON-LOST RECORD	WINNING PCT. RANK	LAST 10 GAMES	STRENGTH OF SCHEDULE	OPP. STRENGTH OF SCHEDULE	TEAM RPI	ADJ RPI	CONF. RPI	ADJ CONF. RPI					
DIV. I ONLY		21-36-0	.36842	215	4-6-0	77	102	151	.49236	142	9	10			
DIV. I NON-CONF.		12-22-0	.35294	216	2-0-0	88	151	167	.47958	159	10	10			
<hr/>															
TOTALS	RPI 1-25	RPI 26-50		W-L RECORDS		RPI 51-100		RPI 101-150		RPI 150+					
21-36-0	2-3-0	1-4-0		OVERALL		3-11-0		7-10-0		8-8-0					
6-14-0	1-2-0	0-3-0		HOME		2-7-0		3-2-0		0-0-0					
12-9-0	1-1-0	0-0-0		AWAY		0-0-0		3-4-0		8-4-0					
3-13-0	0-0-0	1-1-0		NEUTRAL		1-4-0		1-4-0		0-4-0					
12-22-0	1-1-0	1-1-0		NON-CONFERENCE		1-6-0		5-9-0		4-5-0					
3-5-0	0-0-0	0-0-0		HOME		0-3-0		3-2-0		0-0-0					
6-6-0	1-1-0	0-0-		AWAY		0-0-0		1-3-0		4-2-0					
3-11-0	0-0-0	1-1-0		NEUTRAL		1-3-0		1-4-0		0-3-0					
9-14-0	1-2-0	0-3-0		CONFERENCE		2-5-0		2-1-0		4-3-0					
3-9-0	1-2-0	0-3-0		HOME		2-4-0		0-0-0		0-0-0					
6-3-0	0-0-0	0-0-0		AWAY		0-0-0		2-1-0		4-2-0					
0-2-0	0-0-0	0-0-0		NEUTRAL		0-1-0		0-0-0		0-1-0					
<hr/>															
RPI S	Opponent	Score		RPI S	Opponent	Score		RPI S	Opponent	Score		RPI S	Opponent	Score	
20 A	Stanford	11	3	32 H	BYU	0	8	53 H	Wisconsin	1	7	105 A	UC Santa Barbara	2	3
20 A	Stanford	2	8	32 H	BYU	0	10	53 H	Wisconsin	5	8	105 A	UC Santa Barbara	1	8
23 H	Hawaii	2	6	32 H	BYU	4	7	53 H	Wisconsin	9	11	106 N	UNLV	0	1
23 H	Hawaii	4	0	41 N	San Diego St.	5	2	57 N	Boise St.	3	7	108 N	Long Beach St.	5	6
23 H	Hawaii	0	6	46 N	Houston	1	2	57 N	Boise St.	0	4	110 A	New Mexico St.	4	12
								60 H	Fresno St.	4	3	110 A	New Mexico St.	8	7
								60 H	Fresno St.	3	7	110 A	New Mexico St.	7	6
								60 H	Fresno St.	0	3	119 N	Loyola Marymount	0	4
								96 N	Pacific	7	5	122 H	San Diego	7	6
								96 N	Pacific	1	4	122 H	San Diego	9	6
								98 H	San Jose St.	0	10	122 H	San Diego	6	5
								98 H	San Jose St.	2	11	122 N	San Diego	1	2
								98 H	San Jose St.	1	0	122 N	San Diego	3	2
								98 N	San Jose St.	6	9	132 H	Sacramento St.	1	10
												132 H	Sacramento St.	6	7
												133 A	UC Davis	0	2
												133 A	UC Davis	6	3
												152 N	Bradley	7	12
												155 A	Louisiana Tech	2	10
												155 A	Louisiana Tech	5	1
												155 A	Louisiana Tech	5	0
												155 N	Louisiana Tech	5	6
												182 A	Utah St.	0	4
												182 A	Utah St.	3	1
												182 A	Utah St.	8	7
												189 N	Cal Poly	2	8
												209 A	UTEP	0	2
				LAST 10 GAMES											
				155 N	Louisiana Tech	5	6	155 A	Louisiana Tech	5	0				
				98 N	San Jose St.	6	9	155 A	Louisiana Tech	2	10				
				32 H	BYU	4	7	155 A	Louisiana Tech	5	1				
				32 H	BYU	0	10	240 A	Jackson St.	11	4				
				32 H	BYU	0	8	240 A	Jackson St.	4	3				

Non-Div. I Games:

Nevada

RPI	S	Opponent	Score
209	A	UTEP	9 2
210	A	Weber St.	7 1
210	A	Weber St.	3 5
212	N	Cal St. Northridge	3 4
240	A	Jackson St.	4 3
240	A	Jackson St.	11 4

Nevada

[illegible]

Non-Div. I Games:

Ohio

RPI	S	Opponent	Score
192	A	Wright St.	6 2
196	H	Dayton	10 7
196	H	Dayton	15 8
203	H	Buffalo	8 0
203	H	Buffalo	11 3
204	H	Toledo	4 3
204	H	Toledo	15 1
208	A	Western Caro.	10 5
208	A	Western Caro.	6 9
214	N	St. Bonaventure	3 0
214	N	St. Bonaventure	21 4
228	N	Towson	2 3
241	A	Colgate	4 3
241	N	Colgate	7 0
245	N	Cleveland St.	9 0
262	N	Detroit	13 5

Ohio

Average RPI Win: 153		WON-LOST	WINNING	LAST 10	STRENGTH OF		OPP. STRENGTH	TEAM	ADJ		CONF.	ADJ CONF.
Average RPI Loss: 83		RECORD	PCT. RANK	GAMES	SCHEDULE		OF SCHEDULE	RPI	RPI		RPI	RPI
DIV. I ONLY		16-33-0	.32653	233	4-6-0		52	100	149		.48723	145
DIV. I NON-CONF.		11-15-0	.42308	174	1-0-0		65	194	132		.4987	131
TOTALS		RPI 1-25	RPI 26-50		W-L RECORDS		RPI 51-100		RPI 101-150		RPI 150+	
16-33-0		0-5-0	1-5-0		OVERALL		2-13-0		5-5-0		8-5-0	
7-9-0		0-3-0	0-0-0		HOME		1-4-0		3-1-0		3-1-0	
4-18-0		0-1-0	0-3-0		AWAY		1-7-0		2-3-0		1-4-0	
5-6-0		0-1-0	1-2-0		NEUTRAL		0-2-0		0-1-0		4-0-0	
11-15-0		0-2-0	1-2-0		NON-CONFERENCE		0-3-0		3-4-0		7-4-0	
4-1-0		0-0-0	0-0-0		HOME		0-0-0		1-0-0		3-1-0	
2-8-0		0-1-0	0-0-		AWAY		0-1-0		2-3-0		0-3-0	
5-6-0		0-1-0	1-2-0		NEUTRAL		0-2-0		0-1-0		4-0-0	
5-18-0		0-3-0	0-3-0		CONFERENCE		2-10-0		2-1-0		1-1-0	
3-8-0		0-3-0	0-0-0		HOME		1-4-0		2-1-0		0-0-0	
2-10-0		0-0-0	0-3-0		AWAY		1-6-0		0-0-0		1-1-0	
0-0-0		0-0-0	0-0-0		NEUTRAL		0-0-0		0-0-0		0-0-0	
RPI S	Opponent	Score	RPI S	Opponent	Score	RPI S	Opponent	Score	RPI S	Opponent	Score	
5 A	Tennessee	3 6	30 N	Virginia Tech	7 4	63 H	FIU	2 1	112 A	Col. of Charleston	4 2	
9 H	La.-Lafayette	0 8	36 A	South Ala.	0 8	63 H	FIU	1 3	113 H	UT Martin	4 3	
9 H	La.-Lafayette	3 4	36 A	South Ala.	2 3	63 H	FIU	0 2	125 A	Murray St.	2 5	
9 H	La.-Lafayette	1 9	36 A	South Ala.	3 4	65 A	Troy	5 6	125 A	Murray St.	5 10	
12 N	Louisville	1 10	50 N	Kansas	3 6	65 A	Troy	3 8	125 N	Murray St.	4 6	
			50 N	Kansas	3 7	65 A	Troy	4 5	131 H	La.-Monroe	6 4	
						69 A	Lipscomb	6 8	131 H	La.-Monroe	4 0	
						69 N	Lipscomb	0 8	131 H	La.-Monroe	2 8	
						79 A	Western Ky.	8 4	139 A	Jacksonville St.	10 2	
						79 H	Western Ky.	1 10	139 A	Jacksonville St.	7 8	
						79 H	Western Ky.	0 4	151 A	Charlotte	4 5	
						84 A	North Texas	4 8	156 A	Fla. Atlantic	1 9	
						84 A	North Texas	2 10	156 A	Fla. Atlantic	11 4	
						84 A	North Texas	3 7	161 N	Drake	2 1	
						87 N	Stony Brook	6 8	164 H	Eastern Ill.	3 2	
									164 H	Eastern Ill.	1 2	
									167 N	Eastern Mich.	6 5	
									207 A	Southeast Mo. St.	2 8	
									207 A	Southeast Mo. St.	3 10	
									235 H	Evansville	1 0	
									235 H	Evansville	5 2	
									259 N	Wagner	6 3	
									275 N	Alabama St.	3 0	
LAST 10 GAMES												
			79 H	Western Ky.	1 10	79 A	Western Ky.	8 4				
			79 H	Western Ky.	0 4	65 A	Troy	5 6				
			156 A	Fla. Atlantic	11 4	65 A	Troy	3 8				
			156 A	Fla. Atlantic	1 9	65 A	Troy	4 5				
			113 H	UT Martin	4 3	63 H	FIU	2 1				

Non-Div. I Games:

Middle Tenn.

Average RPI Win:		176	WON-LOST RECORD		WINNING PCT. RANK	LAST 10 GAMES	STRENGTH OF SCHEDULE		OPP. STRENGTH OF SCHEDULE	TEAM RPI	ADJ RPI	CONF. RPI	ADJ CONF. RPI
Average RPI Loss:		101											
DIV. I ONLY			18-23-0		.43902 181	3-7-0	131		105	153	.48697 146	18	18
DIV. I NON-CONF.			5-11-0		.3125 233	1-0-0	47		6	138	.49888 129	16	16
TOTALS		RPI 1-25	RPI 26-50		W-L RECORDS		RPI 51-100		RPI 101-150		RPI 150+		
18-23-0		0-3-0	2-8-0		OVERALL		2-0-0		2-6-0		12-6-0		
8-7-0		0-0-0	1-3-0		HOME		1-0-0		0-2-0		6-2-0		
7-11-0		0-3-0	0-3-0		AWAY		0-0-0		2-2-0		5-3-0		
3-5-0		0-0-0	1-2-0		NEUTRAL		1-0-0		0-2-0		1-1-0		
5-11-0		0-3-0	1-7-0		NON-CONFERENCE		2-0-0		0-0-0		2-1-0		
2-3-0		0-0-0	0-2-0		HOME		1-0-0		0-0-0		1-1-0		
1-6-0		0-3-0	0-0-		AWAY		0-0-0		0-0-0		1-0-0		
2-2-0		0-0-0	1-2-0		NEUTRAL		1-0-0		0-0-0		0-0-0		
13-12-0		0-0-0	1-1-0		CONFERENCE		0-0-0		2-6-0		10-5-0		
6-4-0		0-0-0	1-1-0		HOME		0-0-0		0-2-0		5-1-0		
6-5-0		0-0-0	0-0-0		AWAY		0-0-0		2-2-0		4-3-0		
1-3-0		0-0-0	0-0-0		NEUTRAL		0-0-0		0-2-0		1-1-0		
RPI S	Opponent	Score	RPI S	Opponent	Score	RPI S	Opponent	Score	RPI S	Opponent	Score		
8 A	Texas	5 6	34 N	Kentucky	3 2	84 N	North Texas	7 5	107 H	McNeese St.	2 3		
9 A	La.-Lafayette	1 19	38 N	Oklahoma St.	1 6	92 H	Ole Miss	7 4	107 H	McNeese St.	0 1		
9 A	La.-Lafayette	0 3	38 N	Oklahoma St.	0 4				107 N	McNeese St.	3 11		
			39 H	Baylor	1 6				111 A	Sam Houston St.	0 1		
			39 H	Baylor	0 3				111 A	Sam Houston St.	2 8		
			43 H	Texas St.	1 3				111 N	Sam Houston St.	0 2		
			43 H	Texas St.	1 0				138 A	Central Ark.	5 4		
			46 A	Houston	0 10				138 A	Central Ark.	7 6		
			46 A	Houston	0 8				168 A	UTSA	2 1		
			46 A	Houston	0 4				168 H	UTSA	1 6		
									168 H	UTSA	2 1		
									213 H	Stephen F. Austin	4 2		
									213 H	Stephen F. Austin	1 0		
									213 N	Stephen F. Austin	6 7		
									220 A	Texas-Arlington	0 2		
									220 A	Texas-Arlington	1 0		
									227 A	Nicholls St.	11 6		
									227 A	Nicholls St.	0 1		
									227 N	Nicholls St.	9 1		
									231 A	Northwestern St.	3 1		
									231 A	Northwestern St.	0 3		
									238 H	North Dakota	0 2		
									242 A	Houston Baptist	3 0		
									242 H	Houston Baptist	3 2		
									244 H	Southeastern La.	4 0		
									244 H	Southeastern La.	3 1		
LAST 10 GAMES													
			168 A	UTSA	2 1				107 H	McNeese St.	0 1		
			111 N	Sam Houston St.	0 2				107 H	McNeese St.	2 3		
			107 N	McNeese St.	3 11				111 A	Sam Houston St.	0 1		
			227 A	Nicholls St.	11 6				111 A	Sam Houston St.	2 8		
			227 A	Nicholls St.	0 1				242 A	Houston Baptist	3 0		

Non-Div. I Games:

A&M-Corpus Christi

[illegible]

Non-Div. I Games:

Delta St.

4

3

Belhaven

2

3

Mississippi Val.

RPI	S	Opponent	Score	
281	N	South Carolina St.	8	1
282	A	Alabama A&M	10	1
282	A	Alabama A&M	14	0
282	A	Alabama A&M	5	1
282	N	Alabama A&M	8	0
283	H	Alcorn St.	11	5
283	H	Alcorn St.	11	2
283	H	Alcorn St.	9	1
284	N	Ark.-Pine Bluff	8	1
287	N	Grambling	6	0
287	N	Grambling	7	3

Mississippi Val.

M
i
s
s
i
s
s
i
p
p
i
V
a
l
.

M
i
s
s
i
s
s
i
p
p
i
V
a
l
.

[illegible]

Non-Div. I Games:

Memphis

Monmouth

Monmouth




RPI	S	Opponent	Score	
223	N	Liberty	2	1
250	H	Mt. St. Mary's	7	2
250	H	Mt. St. Mary's	2	1
251	N	Delaware	14	6
251	N	Delaware	6	3
253	A	Norfolk St.	10	4
255	H	Rider	4	3
255	H	Rider	3	0
259	H	Wagner	4	3
259	H	Wagner	7	3
265	A	La Salle	1	4
265	A	La Salle	1	7
273	N	Manhattan	3	2
273	N	Manhattan	8	0

Monmouth

M
o
n
m
o
u
t
h

M
o
n
m
o
u
t
h

U
M
K
C

 Tie,  Loss,  Non-Conf, S Site, H Home, A Away, N Neutral Page 238

RPI	S	Opponent	Score	
257	H	South Dakota	2	3
257	H	South Dakota	5	6
257	H	South Dakota	7	1
262	N	Detroit	8	5
272	H	Oakland	1	0
272	H	Oakland	7	0
272	H	Oakland	3	0

UMKC

U
M
K
C

U
M
K
C

[illegible]

Non-Div. I Games:

Charlotte

RPI	S	Opponent	Score	
205	A	Furman	6	1
205	A	Furman	2	1
214	H	St. Bonaventure	5	0
214	H	St. Bonaventure	5	4
228	A	Towson	7	4
228	H	Towson	7	3
229	A	Rhode Island	8	0
229	A	Rhode Island	3	4
247	H	Presbyterian	4	9
251	H	Delaware	4	3
265	H	La Salle	6	1
265	H	La Salle	1	0
280	H	Morgan St.	4	1

Charlotte

C
h
a
r
l
o
t
t
e

C
h
a
r
l
o
t
t
e

Bradley

Bradley

Bradley

Bradley

Bradley

Average RPI Win:		217	WON-LOST RECORD		WINNING PCT. RANK	LAST 10 GAMES		STRENGTH OF SCHEDULE		OPP. STRENGTH OF SCHEDULE	TEAM RPI	ADJ RPI	CONF. RPI	ADJ CONF. RPI				
Average RPI Loss:		105																
DIV. I ONLY			30-26-0		.53571	112		6-4-0		207	172	150	.48071	153	25	25		
DIV. I NON-CONF.			14-19-0		.42424	171		0-0-0		189	146	186	.46613	185	23	23		
TOTALS		RPI 1-25	RPI 26-50		W-L RECORDS		RPI 51-100		RPI 101-150		RPI 150+							
30-26-0		0-1-0	0-4-0		OVERALL		3-11-0		1-4-0		26-6-0							
14-8-0		0-0-0	0-2-0		HOME		1-4-0		0-0-0		13-2-0							
10-7-0		0-1-0	0-2-0		AWAY		2-1-0		0-2-0		8-1-0							
6-11-0		0-0-0	0-0-0		NEUTRAL		0-6-0		1-2-0		5-3-0							
14-19-0		0-1-0	0-2-0		NON-CONFERENCE		1-8-0		1-4-0		12-4-0							
6-5-0		0-0-0	0-0-0		HOME		1-4-0		0-0-0		5-1-0							
3-5-0		0-1-0	0-0-0		AWAY		0-0-0		0-2-0		3-0-0							
5-9-0		0-0-0	0-0-0		NEUTRAL		0-4-0		1-2-0		4-3-0							
16-7-0		0-0-0	0-2-0		CONFERENCE		2-3-0		0-0-0		14-2-0							
8-3-0		0-0-0	0-2-0		HOME		0-0-0		0-0-0		8-1-0							
7-2-0		0-0-0	0-0-0		AWAY		2-1-0		0-0-0		5-1-0							
1-2-0		0-0-0	0-0-0		NEUTRAL		0-2-0		0-0-0		1-0-0							
RPI S	Opponent	Score	RPI S	Opponent	Score	RPI S	Opponent	Score	RPI S	Opponent	Score							
20 A	Stanford	0 4	30 A	Virginia Tech	0 1	56 H	Radford	2 3	101 N	Colorado St.	5 6							
			30 A	Virginia Tech	0 3	56 H	Radford	3 6	103 N	Penn St.	4 5							
			40 H	Hofstra	0 2	66 H	Pittsburgh	2 1	103 N	Penn St.	10 8							
			40 H	Hofstra	0 4	68 N	Minnesota	1 3	109 A	Longwood	0 9							
						68 N	Minnesota	1 9	109 A	Longwood	1 2							
						76 A	Georgia St.	1 5	158 N	Iona	0 3							
						76 A	Georgia St.	4 1	158 N	Iona	8 7							
						76 A	Georgia St.	3 1	189 N	Cal Poly	3 4							
						76 N	Georgia St.	1 9	190 H	George Washington	2 4							
						76 N	Georgia St.	4 7	190 H	George Washington	5 4							
						92 N	Ole Miss	2 3	194 A	Elon	7 4							
						93 H	Fordham	4 7	194 H	Elon	10 1							
						93 H	Fordham	0 5	194 H	Elon	7 0							
						98 N	San Jose St.	1 9	228 H	Towson	1 0							
									228 H	Towson	7 2							
									228 H	Towson	7 6							
									236 N	Canisius	9 5							
									239 A	Drexel	4 0							
									239 A	Drexel	0 6							
									239 A	Drexel	9 8							
									247 N	Presbyterian	4 0							
									251 H	Delaware	4 7							
									251 H	Delaware	7 0							
									251 H	Delaware	7 0							
									251 N	Delaware	6 3							
									253 H	Norfolk St.	4 1							
									253 H	Norfolk St.	3 2							
			LAST 10 GAMES															
			251 N	Delaware	6 3	228 H	Towson	1 0	251 H	Delaware	7 0							
			76 N	Georgia St.	1 9	76 A	Georgia St.	3 1	251 H	Delaware	7 0							
			76 N	Georgia St.	4 7	76 A	Georgia St.	4 1	251 N	Delaware	6 3							
			228 H	Towson	7 6	76 A	Georgia St.	1 5	253 H	Norfolk St.	4 1							
			228 H	Towson	7 2	40 H	Hofstra	0 4	253 H	Norfolk St.	3 2							

Non-Div. I Games:

James Madison

RPI	S	Opponent	Score	
254	A	Santa Clara	9	5
254	A	Santa Clara	5	2
258	N	Niagara	14	0
266	A	George Mason	9	2
266	A	George Mason	4	1
266	A	George Mason	5	2
267	H	UNC Wilmington	5	1
267	H	UNC Wilmington	8	0
267	H	UNC Wilmington	10	2
274	N	Bucknell	5	7

James Madison

J
a
m
e
s
M
a
d
i
s
o
n

J
a
m
e
s
M
a
d
i
s
o
n

Average RPI Win: 182		WON-LOST RECORD		WINNING PCT. RANK		LAST 10 GAMES		STRENGTH OF SCHEDULE		OPP. STRENGTH OF SCHEDULE		TEAM RPI		ADJ RPI		CONF. RPI		ADJ CONF. RPI	
DIV. I ONLY		26-23-0		.53061 115		7-3-0		211		147		155		.47997 154		23		22	
DIV. I NON-CONF.		6-14-0		.3 238		0-0-0		147		86		208		.45271 206		20		18	
TOTALS		RPI 1-25		RPI 26-50		W-L RECORDS		RPI 51-100		RPI 101-150		RPI 150+							
26-23-0		0-2-0		0-1-0		OVERALL		2-3-0		10-11-0		14-6-0							
14-10-0		0-2-0		0-0-0		HOME		0-0-0		10-6-0		4-2-0							
9-6-0		0-0-0		0-0-0		AWAY		1-2-0		0-3-0		8-1-0							
3-7-0		0-0-0		0-1-0		NEUTRAL		1-1-0		0-2-0		2-3-0							
6-14-0		0-2-0		0-1-0		NON-CONFERENCE		2-3-0		1-6-0		3-2-0							
3-3-0		0-2-0		0-0-0		HOME		0-0-0		1-1-0		2-0-0							
1-5-0		0-0-0		0-0-		AWAY		1-2-0		0-3-0		0-0-0							
2-6-0		0-0-0		0-1-0		NEUTRAL		1-1-0		0-2-0		1-2-0							
20-9-0		0-0-0		0-0-0		CONFERENCE		0-0-0		9-5-0		11-4-0							
11-7-0		0-0-0		0-0-0		HOME		0-0-0		9-5-0		2-2-0							
8-1-0		0-0-0		0-0-0		AWAY		0-0-0		0-0-0		8-1-0							
1-1-0		0-0-0		0-0-0		NEUTRAL		0-0-0		0-0-0		1-1-0							
RPI	S	Opponent		Score		RPI	S	Opponent		Score		RPI	S	Opponent		Score			
2	H	California		0	9	41	N	San Diego St.		0	5	71	N	UNI		2	8		
20	H	Stanford		6	9							90	N	Indiana		8	3		
												96	A	Pacific		0	7		
												96	A	Pacific		3	1		
												98	A	San Jose St.		5	6		
												101	A	Colorado St.		3	4		
												101	A	Colorado St.		10	11		
												105	N	UC Santa Barbara		5	7		
												105	N	UC Santa Barbara		1	7		
												110	A	New Mexico St.		12	13		
												119	H	Loyola Marymount		3	2		
												119	H	Loyola Marymount		5	3		
												119	H	Loyola Marymount		6	2		
												119	H	Loyola Marymount		4	3		
												121	H	Portland St.		1	6		
												121	H	Portland St.		2	1		
												121	H	Portland St.		0	1		
												122	H	San Diego		4	6		
												122	H	San Diego		11	1		
												122	H	San Diego		0	1		
												122	H	San Diego		3	5		
												123	H	Iowa St.		3	9		
												123	H	Iowa St.		9	4		
												132	H	Sacramento St.		8	3		
												132	H	Sacramento St.		3	1		
												132	H	Sacramento St.		8	6		
												178	N	Ill.-Chicago		3	11		
												187	H	Northern Colo.		4	0		
												187	H	Northern Colo.		1	9		
												209	N	UTEP		5	6		
												210	H	Weber St.		0	8		
												210	N	Weber St.		11	2		
LAST 10 GAMES				LAST 10 GAMES				LAST 10 GAMES				LAST 10 GAMES							
				121	H	Portland St.	0	1	119	H	Loyola Marymount	3	2	187	H	Northern Colo.	4	0	
				121	H	Portland St.	1	6	254	A	Santa Clara	3	0	187	H	Northern Colo.	1	9	
				119	H	Loyola Marymount	4	3	254	A	Santa Clara	13	6	209	N	UTEP	5	6	
				119	H	Loyola Marymount	6	2	254	A	Santa Clara	2	3	210	H	Weber St.	0	8	
				119	H	Loyola Marymount	5	3	254	A	Santa Clara	6	3	210	N	Weber St.	11	2	

Non-Div. I Games:

St. Mary's (CA)

RPI	S	Opponent	Score	
230	H	Seattle	8	2
232	A	CSU Bakersfield	12	3
232	A	CSU Bakersfield	7	0
232	A	CSU Bakersfield	12	5
232	A	CSU Bakersfield	10	5
246	H	Princeton	2	0
246	H	Princeton	1	0
246	N	Princeton	3	2
254	A	Santa Clara	13	6
254	A	Santa Clara	2	3
254	A	Santa Clara	6	3
254	A	Santa Clara	2	0
254	A	Santa Clara	3	0
254	N	Santa Clara	10	12

St. Mary's (CA)

S
t
.
M
a
r
y
'
s
(
C
A
)

S
t
.
M
a
r
y
'
s
(
C
A
)

Average RPI Win:		159	WON-LOST RECORD		WINNING PCT. RANK	LAST 10 GAMES	STRENGTH OF SCHEDULE		OPP. STRENGTH OF SCHEDULE	TEAM RPI	ADJ RPI	CONF. RPI	ADJ CONF. RPI
Average RPI Loss:		100	25-33-0		.43103 188	5-5-0	111		104	145	.47826 155	9	10
DIV. I ONLY			15-19-0		.44118 163	2-1-0	191		170	180	.45935 195	10	10
DIV. I NON-CONF.													
TOTALS		RPI 1-25	RPI 26-50		W-L RECORDS		RPI 51-100		RPI 101-150		RPI 150+		
25-33-0		0-7-0	1-8-0		OVERALL		2-5-0		8-5-0		14-8-0		
11-8-0		0-0-0	1-2-0		HOME		0-0-0		5-4-0		5-2-0		
3-15-0		0-5-0	0-4-0		AWAY		1-4-0		0-1-0		2-1-0		
11-10-0		0-2-0	0-2-0		NEUTRAL		1-1-0		3-0-0		7-5-0		
15-19-0		0-4-0	0-5-0		NON-CONFERENCE		0-0-0		3-3-0		12-7-0		
4-3-0		0-0-0	0-0-0		HOME		0-0-0		1-2-0		3-1-0		
2-8-0		0-2-0	0-0-		AWAY		0-0-0		0-1-0		2-1-0		
9-8-0		0-2-0	0-1-0		NEUTRAL		0-0-0		2-0-0		7-5-0		
10-14-0		0-3-0	1-3-0		CONFERENCE		2-5-0		5-2-0		2-1-0		
7-5-0		0-0-0	1-2-0		HOME		0-0-0		4-2-0		2-1-0		
1-7-0		0-3-0	0-0-0		AWAY		1-4-0		0-0-0		0-0-0		
2-2-0		0-0-0	0-1-0		NEUTRAL		1-1-0		1-0-0		0-0-0		
RPI S	Opponent	Score	RPI S	Opponent	Score	RPI S	Opponent	Score	RPI S	Opponent	Score		
9 A	La.-Lafayette	0 9	32 H	BYU	1 5	60 A	Fresno St.	0 4	103 N	Penn St.	4 2		
17 A	LSU	0 8	32 H	BYU	6 4	60 A	Fresno St.	6 4	107 H	McNeese St.	4 5		
21 N	Michigan	4 5	32 H	BYU	0 5	60 A	Fresno St.	0 4	107 H	McNeese St.	4 3		
21 N	Michigan	6 7	32 N	BYU	1 6	60 N	Fresno St.	2 11	110 H	New Mexico St.	4 0		
23 A	Hawaii	0 8	33 A	Auburn	0 3	60 N	Fresno St.	17 7	110 H	New Mexico St.	5 1		
23 A	Hawaii	1 9	35 A	Mississippi St.	0 8	98 A	San Jose St.	2 4	110 H	New Mexico St.	6 2		
23 A	Hawaii	1 9	39 A	Baylor	1 3	98 A	San Jose St.	0 7	138 A	Central Ark.	3 4		
			39 A	Baylor	1 3				138 H	Central Ark.	7 9		
			49 N	Northwestern	6 10				142 H	Nevada	10 2		
									142 H	Nevada	0 5		
									142 H	Nevada	1 5		
									142 N	Nevada	6 5		
									147 N	Mississippi Val.	7 5		
									164 N	Eastern Ill.	8 6		
									164 N	Eastern Ill.	2 0		
									182 H	Utah St.	0 4		
									182 H	Utah St.	10 1		
									182 H	Utah St.	5 1		
									190 N	George Washington	4 2		
									209 N	UTEP	5 0		
									211 A	Southern Miss.	13 6		
									213 A	Stephen F. Austin	6 5		
									213 H	Stephen F. Austin	3 9		
									220 H	Texas-Arlington	2 1		
									220 H	Texas-Arlington	8 0		
									221 N	Samford	8 2		
									226 N	IUPUI	2 1		
			LAST 10 GAMES										
			142 N	Nevada	6 5	60 A	Fresno St.	0 4	213 H	Stephen F. Austin	3 9		
			60 N	Fresno St.	2 11	60 A	Fresno St.	0 4	220 H	Texas-Arlington	2 1		
			32 N	BYU	1 6	231 H	Northwestern St.	4 3	220 H	Texas-Arlington	8 0		
			60 N	Fresno St.	17 7	107 H	McNeese St.	4 5	221 N	Samford	8 2		
			60 A	Fresno St.	6 4	107 H	McNeese St.	4 3	226 N	IUPUI	2 1		

Non-Div. I Games:

Louisiana Tech

Louisiana Tech

Average RPI Win:		144	WON-LOST RECORD		WINNING PCT. RANK		LAST 10 GAMES		STRENGTH OF SCHEDULE		OPP. STRENGTH OF SCHEDULE		TEAM RPI		ADJ RPI		CONF. RPI		ADJ CONF. RPI	
DIV. I ONLY			15-39-0		.27778 252		2-8-0		59		63		162		.47773 156		7		7	
DIV. I NON-CONF.			10-19-0		.34483 219		0-0-0		95		81		164		.47743 163		7		7	
TOTALS		RPI 1-25		RPI 26-50		W-L RECORDS		RPI 51-100		RPI 101-150		RPI 150+								
15-39-0		0-7-0		1-6-0		OVERALL		3-18-0		4-5-0		7-3-0								
10-23-0		0-4-0		1-5-0		HOME		1-11-0		2-2-0		6-1-0								
3-9-0		0-3-0		0-0-0		AWAY		1-4-0		2-2-0		0-0-0								
2-7-0		0-0-0		0-1-0		NEUTRAL		1-3-0		0-1-0		1-2-0								
10-19-0		0-3-0		0-4-0		NON-CONFERENCE		1-7-0		2-2-0		7-3-0								
7-12-0		0-3-0		0-3-0		HOME		0-4-0		1-1-0		6-1-0								
1-0-0		0-0-0		0-0-		AWAY		0-0-0		1-0-0		0-0-0								
2-7-0		0-0-0		0-1-0		NEUTRAL		1-3-0		0-1-0		1-2-0								
5-20-0		0-4-0		1-2-0		CONFERENCE		2-11-0		2-3-0		0-0-0								
3-11-0		0-1-0		1-2-0		HOME		1-7-0		1-1-0		0-0-0								
2-9-0		0-3-0		0-0-0		AWAY		1-4-0		1-2-0		0-0-0								
0-0-0		0-0-0		0-0-0		NEUTRAL		0-0-0		0-0-0		0-0-0								
RPI	S	Opponent		Score		RPI	S	Opponent		Score		RPI	S	Opponent		Score				
9	A	La.-Lafayette		2 10		28	N	North Carolina		3 8		52	H	Maryland		1 4				
9	A	La.-Lafayette		1 9		31	H	Tulsa		5 6		59	N	Illinois		6 7				
9	A	La.-Lafayette		0 21		33	H	Auburn		1 6		59	N	Illinois		8 5				
9	H	La.-Lafayette		1 7		34	H	Kentucky		3 6		62	N	Chattanooga		1 7				
21	H	Michigan		0 2		36	H	South Ala.		3 8		63	A	FIU		0 2				
22	H	Syracuse		0 4		36	H	South Ala.		1 3		63	A	FIU		0 2				
22	H	Syracuse		2 10		36	H	South Ala.		4 3		63	H	FIU		3 6				
												65	H	Troy		4 5				
												65	H	Troy		6 2				
												65	H	Troy		1 5				
												68	H	Minnesota		1 5				
												79	H	Western Ky.		3 9				
												79	H	Western Ky.		0 11				
												79	H	Western Ky.		1 5				
												81	H	Jacksonville		1 7				
												81	H	Jacksonville		3 5				
												84	A	North Texas		1 9				
												84	A	North Texas		5 3				
												84	A	North Texas		0 8				
												84	H	North Texas		0 3				
LAST 10 GAMES																				
84 H North Texas						0 3														
9 H La.-Lafayette						1 7														
63 A FIU						0 2														
63 H FIU						3 6														
145 H Middle Tenn.						4 11														

Non-Div. I Games:

Fla. Atlantic

RPI	S	Opponent	Score
89	N	Ohio St.	6 9
145	H	Middle Tenn.	9 1
131	A	La.-Monroe	6 3
131	A	La.-Monroe	3 4
131	A	La.-Monroe	3 8
9	A	La.-Lafayette	1 9

Average RPI Win: 209		WON-LOST	WINNING	LAST 10	STRENGTH OF		OPP. STRENGTH	TEAM	ADJ		CONF.	ADJ CONF.			
Average RPI Loss: 126		RECORD	PCT. RANK	GAMES	SCHEDULE		OF SCHEDULE	RPI	RPI		RPI	RPI			
DIV. I ONLY		28-28-0	.5	138	6-4-0		196	200	161	.4774	157	16			
DIV. I NON-CONF.		14-16-0	.46667	152	0-0-0		247	226	205	.45467	204	18			
TOTALS		RPI 1-25	RPI 26-50		W-L RECORDS		RPI 51-100		RPI 101-150		RPI 150+				
28-28-0		0-3-0	0-1-0		OVERALL		3-7-0		3-4-0		22-13-0				
12-9-0		0-0-0	0-0-0		HOME		0-2-0		2-1-0		10-6-0				
9-11-0		0-3-0	0-0-0		AWAY		2-5-0		0-0-0		7-3-0				
7-8-0		0-0-0	0-1-0		NEUTRAL		1-0-0		1-3-0		5-4-0				
14-16-0		0-3-0	0-1-0		NON-CONFERENCE		1-2-0		0-2-0		13-8-0				
6-4-0		0-0-0	0-0-0		HOME		0-2-0		0-0-0		6-2-0				
4-5-0		0-3-0	0-0-		AWAY		0-0-0		0-0-0		4-2-0				
4-7-0		0-0-0	0-1-0		NEUTRAL		1-0-0		0-2-0		3-4-0				
14-12-0		0-0-0	0-0-0		CONFERENCE		2-5-0		3-2-0		9-5-0				
6-5-0		0-0-0	0-0-0		HOME		0-0-0		2-1-0		4-4-0				
5-6-0		0-0-0	0-0-0		AWAY		2-5-0		0-0-0		3-1-0				
3-1-0		0-0-0	0-0-0		NEUTRAL		0-0-0		1-1-0		2-0-0				
RPI S	Opponent	Score		RPI S	Opponent	Score		RPI S	Opponent	Score		RPI S	Opponent	Score	
7 A	Florida	0	9	50 N	Kansas	1	5	56 A	Radford	0	8	102 N	Bowling Green	0	8
7 A	Florida	0	14					56 A	Radford	1	4	114 N	St. John's (NY)	1	4
13 A	Georgia	1	14					56 A	Radford	0	1	118 H	Charleston So.	1	8
								56 A	Radford	4	1	118 H	Charleston So.	5	3
								82 H	S.C. Upstate	0	9	118 H	Charleston So.	3	1
								82 H	S.C. Upstate	0	7	118 N	Charleston So.	0	8
								85 N	Albany (NY)	2	1	118 N	Charleston So.	6	2
								91 A	Coastal Caro.	1	3	151 H	Charlotte	5	8
								91 A	Coastal Caro.	2	5	151 H	Charlotte	2	0
								91 A	Coastal Caro.	5	4	167 N	Eastern Mich.	0	5
												167 N	Eastern Mich.	2	6
												173 H	UNC Greensboro	10	5
												173 H	UNC Greensboro	1	11
												184 N	Fairfield	4	7
												184 N	Fairfield	3	4
												191 H	Campbell	1	2
												191 H	Campbell	3	2
												191 H	Campbell	8	0
												191 N	Campbell	4	2
												202 A	Winthrop	5	2
												202 A	Winthrop	0	1
												202 A	Winthrop	3	2
												205 A	Furman	2	3
												205 A	Furman	1	6
												223 H	Liberty	0	4
												223 H	Liberty	5	7
												223 H	Liberty	3	8
LAST 10 GAMES				118 N	Charleston So.	6	2	56 A	Radford	0	8	205 A	Furman	2	3
				118 N	Charleston So.	0	8	56 A	Radford	1	4	205 A	Furman	1	6
				56 A	Radford	0	1	56 A	Radford	4	1	223 H	Liberty	0	4
				247 N	Presbyterian	11	9	247 H	Presbyterian	3	2	223 H	Liberty	5	7
				191 N	Campbell	4	2	247 H	Presbyterian	7	1	223 H	Liberty	3	8

Non-Div. I Games:

Gardner-Webb

Gardner-Webb

Average RPI Win:	217	WON-LOST RECORD	WINNING PCT. RANK	LAST 10 GAMES	STRENGTH OF SCHEDULE	OPP. STRENGTH OF SCHEDULE	TEAM RPI	ADJ RPI	CONF. RPI	ADJ CONF. RPI				
Average RPI Loss:	147													
DIV. I ONLY		35-26-0	.57377	95	6-4-0	224	233	148	.47643	158	28	28		
DIV. I NON-CONF.		19-21-0	.475	146	0-2-0	185	188	162	.47476	167	28	28		
<hr/>														
TOTALS	RPI 1-25	RPI 26-50		W-L RECORDS		RPI 51-100		RPI 101-150		RPI 150+				
35-26-0	0-1-0	0-3-0		OVERALL		2-4-0		3-5-0		30-13-0				
11-7-0	0-0-0	0-0-0		HOME		1-3-0		0-0-0		10-4-0				
14-9-0	0-1-0	0-2-0		AWAY		1-0-0		3-3-0		10-3-0				
10-10-0	0-0-0	0-1-0		NEUTRAL		0-1-0		0-2-0		10-6-0				
19-21-0	0-1-0	0-3-0		NON-CONFERENCE		2-4-0		3-5-0		14-8-0				
5-5-0	0-0-0	0-0-0		HOME		1-3-0		0-0-0		4-2-0				
7-7-0	0-1-0	0-0-		AWAY		1-0-0		3-3-0		3-1-0				
7-9-0	0-0-0	0-1-0		NEUTRAL		0-1-0		0-2-0		7-5-0				
16-5-0	0-0-0	0-0-0		CONFERENCE		0-0-0		0-0-0		16-5-0				
6-2-0	0-0-0	0-0-0		HOME		0-0-0		0-0-0		6-2-0				
7-2-0	0-0-0	0-0-0		AWAY		0-0-0		0-0-0		7-2-0				
3-1-0	0-0-0	0-0-0		NEUTRAL		0-0-0		0-0-0		3-1-0				
<hr/>														
RPI	S	Opponent	Score		RPI	S	Opponent	Score		RPI	S	Opponent	Score	
2	A	California	0	8	40	A	Hofstra	6	7	70	H	Rutgers	1	4
					45	A	UCF	1	6	70	H	Rutgers	0	1
					47	N	Boston U.	3	4	87	H	Stony Brook	6	3
										87	H	Stony Brook	0	2
										88	N	North Florida	0	3
										93	A	Fordham	6	2

Non-Div. I Games:

Iona

Average RPI Win:	178	WON-LOST RECORD	WINNING PCT. RANK	LAST 10 GAMES	STRENGTH OF SCHEDULE	OPP. STRENGTH OF SCHEDULE	TEAM RPI	ADJ RPI	CONF. RPI	ADJ CONF. RPI		
DIV. I ONLY		27-30-0	.47368	157	5-5-0	183	187	167	.47573	159	22	21
DIV. I NON-CONF.		11-15-0	.42308	174	2-0-0	168	133	169	.4747	168	22	21
<hr/>												
TOTALS	RPI 1-25	RPI 26-50		W-L RECORDS		RPI 51-100		RPI 101-150		RPI 150+		
27-30-0	1-1-0	0-1-0		OVERALL		3-3-0		4-13-0		19-12-0		
9-7-0	0-0-0	0-0-0		HOME		1-0-0		1-2-0		7-5-0		
12-15-0	0-0-0	0-0-0		AWAY		1-1-0		3-8-0		8-6-0		
6-8-0	1-1-0	0-1-0		NEUTRAL		1-2-0		0-3-0		4-1-0		
<hr/>												
11-15-0	1-1-0	0-1-0		NON-CONFERENCE		3-3-0		1-5-0		6-5-0		
1-2-0	0-0-0	0-0-0		HOME		1-0-0		0-0-0		0-2-0		
4-7-0	0-0-0	0-0-		AWAY		1-1-0		1-4-0		2-2-0		
6-6-0	1-1-0	0-1-0		NEUTRAL		1-2-0		0-1-0		4-1-0		
<hr/>												
16-15-0	0-0-0	0-0-0		CONFERENCE		0-0-0		3-8-0		13-7-0		
8-5-0	0-0-0	0-0-0		HOME		0-0-0		1-2-0		7-3-0		
8-8-0	0-0-0	0-0-0		AWAY		0-0-0		2-4-0		6-4-0		
0-2-0	0-0-0	0-0-0		NEUTRAL		0-0-0		0-2-0		0-0-0		
<hr/>												
RPI S	Opponent	Score		RPI S	Opponent	Score		RPI S	Opponent	Score		
14 N	Missouri	6	5	28 N	North Carolina	3	8	54 A	Miami (OH)	2	1	
16 N	UCLA	1	9					65 A	Troy	4	5	
								66 N	Pittsburgh	1	3	
								76 N	Georgia St.	5	2	
								79 H	Western Ky.	5	3	
								90 N	Indiana	0	6	

Non-Div. I Games:

Eastern Ky.

RPI	S	Opponent	Score	
191	N	Campbell	9	7
196	H	Dayton	1	2
196	H	Dayton	3	5
207	H	Southeast Mo. St.	3	2
207	H	Southeast Mo. St.	4	2
207	H	Southeast Mo. St.	5	7
218	H	Austin Peay	2	3
218	H	Austin Peay	3	2
218	H	Austin Peay	5	8
222	A	Morehead St.	8	6
222	A	Morehead St.	2	1
222	H	Morehead St.	5	3
225	A	East Tenn. St.	8	0
225	A	East Tenn. St.	6	0
225	N	East Tenn. St.	3	2
227	N	Nicholls St.	7	4
244	N	Southeastern La.	5	1
256	H	Tennessee St.	10	2
256	H	Tennessee St.	8	0
256	H	Tennessee St.	8	2
275	N	Alabama St.	4	6

Eastern Ky.

E
a
s
t
e
r
n
K
y
.

E
a
s
t
e
r
n
K
y
.

Average RPI Win:	233	WON-LOST RECORD	WINNING PCT. RANK	LAST 10 GAMES	STRENGTH OF SCHEDULE	OPP. STRENGTH OF SCHEDULE	TEAM RPI	ADJ RPI	CONF. RPI	ADJ CONF. RPI	
DIV. I ONLY	29-21-1	.57843	92	3-7-0	253	253	170	.47473	160	24	24
DIV. I NON-CONF.	16-9-1	.63462	66	0-3-0	272	285	161	.47901	160	25	24
TOTALS	RPI 1-25	RPI 26-50	W-L RECORDS		RPI 51-100	RPI 101-150	RPI 150+				
29-21-1	0-0-0	0-0-0	OVERALL		0-5-0	0-5-0	29-11-1				
12-5-0	0-0-0	0-0-0	HOME		0-0-0	0-2-0	12-3-0				
6-11-1	0-0-0	0-0-0	AWAY		0-5-0	0-3-0	6-3-1				
11-5-0	0-0-0	0-0-0	NEUTRAL		0-0-0	0-0-0	11-5-0				
16-9-1	0-0-0	0-0-0	NON-CONFERENCE		0-1-0	0-2-0	16-6-1				
4-2-0	0-0-0	0-0-0	HOME		0-0-0	0-2-0	4-0-0				
2-3-1	0-0-0	0-0-	AWAY		0-1-0	0-0-0	2-2-1				
10-4-0	0-0-0	0-0-0	NEUTRAL		0-0-0	0-0-0	10-4-0				
13-12-0	0-0-0	0-0-0	CONFERENCE		0-4-0	0-3-0	13-5-0				
8-3-0	0-0-0	0-0-0	HOME		0-0-0	0-0-0	8-3-0				
4-8-0	0-0-0	0-0-0	AWAY		0-4-0	0-3-0	4-1-0				
1-1-0	0-0-0	0-0-0	NEUTRAL		0-0-0	0-0-0	1-1-0				
RPI S	Opponent	Score	RPI S	Opponent	Score	RPI S	Opponent	Score	RPI S	Opponent	Score
						82 A	S.C. Upstate	0 4	116 H	Robert Morris	4 12
						83 A	Valparaiso	0 10	116 H	Robert Morris	0 8
						83 A	Valparaiso	0 7	128 A	Loyola Chicago	1 5
						83 A	Valparaiso	3 4	128 A	Loyola Chicago	3 9
						83 A	Valparaiso	12 13	128 A	Loyola Chicago	0 11
									166 H	Butler	6 5
									166 H	Butler	4 1
									166 H	Butler	4 5
									166 N	Butler	0 3
									170 N	Army	4 5
									172 N	Utah Valley	0 8
									175 A	Akron	5 5
									175 A	Akron	7 6
									178 H	Ill.-Chicago	8 11
									178 H	Ill.-Chicago	9 7
									180 N	Fairleigh Dickinson	1 3
									184 N	Fairfield	0 4
									187 N	Northern Colo.	3 2
									192 H	Wright St.	10 2
									192 H	Wright St.	10 0
									192 H	Wright St.	0 8
									204 A	Toledo	6 9
									204 A	Toledo	1 10
									206 H	Saint Francis (PA)	3 2
									206 H	Saint Francis (PA)	9 1
									208 N	Western Caro.	11 3
									215 N	Marist	12 7

Non-Div. I Games:

Youngstown St.

RPI	S	Opponent	Score	
217	A	Green Bay	0	2
217	A	Green Bay	4	2
217	N	Green Bay	8	4
245	H	Cleveland St.	7	1
245	H	Cleveland St.	3	2
245	H	Cleveland St.	10	8
255	N	Rider	2	1
258	H	Niagara	10	1
258	H	Niagara	5	1
262	A	Detroit	10	1
262	A	Detroit	9	0
262	A	Detroit	9	1
267	N	UNC Wilmington	6	1
270	N	Columbia	7	2
274	N	Bucknell	9	0
276	A	N.C. A&T	11	3
278	N	Lafayette	9	4
279	N	Howard	15	7
286	N	Saint Peter's	9	1

Youngstown St.

Y
o
u
n
g
s
t
o
w
n
s
t
.

Y
o
u
n
g
s
t
o
w
n
s
t
.

Average RPI Win: 189		WON-LOST RECORD	WINNING PCT. RANK	LAST 10 GAMES		STRENGTH OF SCHEDULE	OPP. STRENGTH OF SCHEDULE	TEAM RPI	ADJ RPI		CONF. RPI	ADJ CONF. RPI			
Average RPI Loss: 118															
DIV. I ONLY		29-28-0	.50877	135	9-1-0	221	141	160	.4741	161	13	13			
DIV. I NON-CONF.		11-17-0	.39286	193	2-0-0	275	167	245	.42151	244	14	14			
<hr/>															
TOTALS		RPI 1-25		RPI 26-50		W-L RECORDS		RPI 51-100		RPI 101-150		RPI 150+			
29-28-0		0-0-0		1-6-0		OVERALL		2-9-0		5-5-0		21-8-0			
13-4-0		0-0-0		0-0-0		HOME		1-2-0		4-2-0		8-0-0			
9-13-0		0-0-0		1-4-0		AWAY		1-4-0		0-2-0		7-3-0			
7-11-0		0-0-0		0-2-0		NEUTRAL		0-3-0		1-1-0		6-5-0			
<hr/>															
11-17-0		0-0-0		0-3-0		NON-CONFERENCE		1-4-0		1-2-0		9-8-0			
3-0-0		0-0-0		0-0-0		HOME		0-0-0		1-0-0		2-0-0			
2-7-0		0-0-0		0-0-		AWAY		1-1-0		0-1-0		1-3-0			
6-10-0		0-0-0		0-1-0		NEUTRAL		0-3-0		0-1-0		6-5-0			
<hr/>															
18-11-0		0-0-0		1-3-0		CONFERENCE		1-5-0		4-3-0		12-0-0			
10-4-0		0-0-0		0-0-0		HOME		1-2-0		3-2-0		6-0-0			
7-6-0		0-0-0		1-2-0		AWAY		0-3-0		0-1-0		6-0-0			
1-1-0		0-0-0		0-1-0		NEUTRAL		0-0-0		1-0-0		0-0-0			
<hr/>															
RPI	S	Opponent	Score	RPI	S	Opponent	Score	RPI	S	Opponent	Score				
				42	A	Arkansas	4 5	51	N	Ga. Southern	0 2	123	A	Iowa St.	0 1
				42	A	Arkansas	6 8	53	N	Wisconsin	0 8	123	H	Iowa St.	8 6
				42	N	Arkansas	1 4	69	A	Lipscomb	2 5	135	A	Creighton	2 6
				48	A	Illinois St.	2 3	71	A	UNI	1 5	135	H	Creighton	2 0
				48	A	Illinois St.	0 7	71	A	UNI	2 11	135	H	Creighton	2 5
				48	A	Illinois St.	5 4	71	A	UNI	2 3	141	H	Missouri St.	4 2
				48	N	Illinois St.	0 3	77	H	Southern Ill.	5 6	141	H	Missouri St.	4 2
								77	H	Southern Ill.	0 13	141	H	Missouri St.	2 3
								77	H	Southern Ill.	4 2	141	N	Missouri St.	2 1
								80	A	Iowa	1 0	145	N	Middle Tenn.	1 2
								83	N	Valparaiso	3 5	152	H	Bradley	1 0
												152	H	Bradley	3 2
												152	H	Bradley	3 0
												166	N	Butler	0 3
												167	N	Eastern Mich.	0 4
												176	N	Western Ill.	3 2
												201	H	Wichita St.	7 2
												201	H	Wichita St.	6 4
												201	H	Wichita St.	4 2
												217	N	Green Bay	8 2
												220	A	Texas-Arlington	2 3
												220	A	Texas-Arlington	3 2
												224	A	Indiana St.	5 1
												224	A	Indiana St.	2 0
												224	A	Indiana St.	4 2
												226	N	IUPUI	0 2
												226	N	IUPUI	3 0
<hr/>															
LAST 10 GAMES															
				48	N	Illinois St.	0 3	234	H	Neb. Omaha	5 0	224	A	Indiana St.	5 1
				141	N	Missouri St.	2 1	234	H	Neb. Omaha	1 0	224	A	Indiana St.	2 0
				201	H	Wichita St.	7 2	235	A	Evansville	7 3	224	A	Indiana St.	4 2
				201	H	Wichita St.	6 4	235	A	Evansville	6 1	226	N	IUPUI	0 2
				201	H	Wichita St.	4 2	235	A	Evansville	2 0	226	N	IUPUI	3 0

Non-Div. I Games:

Drake

RPI	S	Opponent	Score	
234	H	Neb. Omaha	5	0
234	H	Neb. Omaha	1	0
235	A	Evansville	6	1
235	A	Evansville	7	3
235	A	Evansville	2	0
237	A	South Dakota St.	2	6
237	A	South Dakota St.	3	4
238	N	North Dakota	3	4
242	N	Houston Baptist	2	3
275	N	Alabama St.	11	3
284	N	Ark.-Pine Bluff	15	0
284	N	Ark.-Pine Bluff	16	4

Drake

Average RPI Win: 223		WON-LOST	WINNING	LAST 10	STRENGTH OF		OPP. STRENGTH	TEAM	ADJ	CONF.	ADJ CONF.
Average RPI Loss: 99		RECORD	PCT. RANK	GAMES	SCHEDULE		OF SCHEDULE	RPI	RPI	RPI	RPI
DIV. I ONLY		22-29-0	.43137	186	6-4-0		135	185	164	.4737	162
DIV. I NON-CONF.		15-18-0	.45455	158	6-2-0		150	187	158	.48052	157
TOTALS		RPI 1-25	RPI 26-50		W-L RECORDS		RPI 51-100		RPI 101-150		RPI 150+
22-29-0		0-2-0	0-7-0		OVERALL		1-10-0		3-3-0		18-7-0
14-3-0		0-0-0	0-0-0		HOME		1-2-0		0-0-0		13-1-0
2-22-0		0-2-0	0-7-0		AWAY		0-8-0		1-1-0		1-4-0
6-4-0		0-0-0	0-0-0		NEUTRAL		0-0-0		2-2-0		4-2-0
15-18-0		0-2-0	0-4-0		NON-CONFERENCE		0-5-0		3-3-0		12-4-0
7-1-0		0-0-0	0-0-0		HOME		0-0-0		0-0-0		7-1-0
2-13-0		0-2-0	0-0-0		AWAY		0-5-0		1-1-0		1-1-0
6-4-0		0-0-0	0-0-0		NEUTRAL		0-0-0		2-2-0		4-2-0
7-11-0		0-0-0	0-3-0		CONFERENCE		1-5-0		0-0-0		6-3-0
7-2-0		0-0-0	0-0-0		HOME		1-2-0		0-0-0		6-0-0
0-9-0		0-0-0	0-3-0		AWAY		0-3-0		0-0-0		0-3-0
0-0-0		0-0-0	0-0-0		NEUTRAL		0-0-0		0-0-0		0-0-0
RPI S	Opponent	Score	RPI S	Opponent	Score	RPI S	Opponent	Score	RPI S	Opponent	Score
22 A	Syracuse	0 2	27 A	Texas Tech	2 8	56 A	Radford	5 6	104 N	Boston College	2 0
22 A	Syracuse	1 6	27 A	Texas Tech	2 7	56 A	Radford	0 1	109 A	Longwood	2 0
			27 A	Texas Tech	3 4	74 A	Fla. Gulf Coast	2 10	109 A	Longwood	2 5
			40 A	Hofstra	1 9	85 A	Albany (NY)	1 9	113 N	UT Martin	4 7
			47 A	Boston U.	0 3	85 A	Albany (NY)	1 7	126 N	Lehigh	0 6
			47 A	Boston U.	4 5	85 A	Albany (NY)	2 12	126 N	Lehigh	5 4
			47 A	Boston U.	3 4	87 H	Stony Brook	3 0	177 N	Saint Louis	3 4
						87 H	Stony Brook	1 2	185 A	Maine	2 4
						87 H	Stony Brook	2 7	185 A	Maine	2 8
						93 A	Fordham	3 8	185 A	Maine	2 3
						93 A	Fordham	3 7	200 H	Cornell	5 1
									200 H	Cornell	3 4
									214 H	St. Bonaventure	4 1
									214 H	St. Bonaventure	4 0
									220 N	Texas-Arlington	6 3
									220 N	Texas-Arlington	2 6
									241 H	Colgate	2 1
									241 H	Colgate	7 2
									247 H	Siena	5 4
									247 H	Siena	9 6
									251 N	Delaware	8 0
									258 A	Niagara	0 1
									258 A	Niagara	5 2
									261 H	UMBC	6 1
									261 H	UMBC	5 1
									261 H	UMBC	8 2
									264 H	Hartford	13 5
			LAST 10 GAMES								
			258 A	Niagara	5 2	200 H	Cornell	5 1			
			258 A	Niagara	0 1	214 H	St. Bonaventure	4 1			
			241 H	Colgate	2 1	214 H	St. Bonaventure	4 0			
			241 H	Colgate	7 2	87 H	Stony Brook	2 7			
			200 H	Cornell	3 4	87 H	Stony Brook	1 2			

Non-Div. I Games:

Binghamton

RPI	S	Opponent	Score	
264	H	Hartford	5	4
264	H	Hartford	8	7
285	N	N.C. Central	3	2
285	N	N.C. Central	7	1

B
i
n
g
h
a
m
t
o
n

B
i
n
g
h
a
m
t
o
n

Binghamton

Average RPI Win:		179	WON-LOST RECORD		WINNING PCT. RANK	LAST 10 GAMES		STRENGTH OF SCHEDULE		OPP. STRENGTH OF SCHEDULE	TEAM RPI	ADJ RPI	CONF. RPI	ADJ CONF. RPI			
Average RPI Loss:		126															
DIV. I ONLY			27-32-0		.45763	171	5-5-0		148	180	159	.47357	163	22	21		
DIV. I NON-CONF.			8-17-0		.32	231	0-1-0		142	103	203	.45704	202	22	21		
TOTALS		RPI 1-25		RPI 26-50		W-L RECORDS		RPI 51-100		RPI 101-150		RPI 150+					
27-32-0		0-3-0		0-2-0		OVERALL		2-7-0		5-9-0		20-11-0					
10-12-0		0-0-0		0-0-0		HOME		0-2-0		1-7-0		9-3-0					
8-14-0		0-3-0		0-2-0		AWAY		0-2-0		2-2-0		6-5-0					
9-6-0		0-0-0		0-0-0		NEUTRAL		2-3-0		2-0-0		5-3-0					
8-17-0		0-3-0		0-2-0		NON-CONFERENCE		2-7-0		0-0-0		6-5-0					
2-4-0		0-0-0		0-0-0		HOME		0-2-0		0-0-0		2-2-0					
0-7-0		0-3-0		0-0-		AWAY		0-2-0		0-0-0		0-0-0					
6-6-0		0-0-0		0-0-0		NEUTRAL		2-3-0		0-0-0		4-3-0					
19-15-0		0-0-0		0-0-0		CONFERENCE		0-0-0		5-9-0		14-6-0					
8-8-0		0-0-0		0-0-0		HOME		0-0-0		1-7-0		7-1-0					
8-7-0		0-0-0		0-0-0		AWAY		0-0-0		2-2-0		6-5-0					
3-0-0		0-0-0		0-0-0		NEUTRAL		0-0-0		2-0-0		1-0-0					
RPI S	Opponent		Score		RPI S	Opponent		Score		RPI S	Opponent		Score				
13 A	Georgia		1	6	35 A	Mississippi St.		1	5	62 A	Chattanooga		0	8			
19 A	Florida St.		2	5	35 A	Mississippi St.		2	6	65 N	Troy		2	3			
19 A	Florida St.		0	8						67 N	Ball St.		2	1			
										76 N	Georgia St.		7	8			
										78 H	IPFW		0	4			
										78 H	IPFW		2	5			
										79 A	Western Ky.		0	1			
										92 N	Ole Miss		3	6			
										94 N	Connecticut		9	7			
													125 H	Murray St.			
													125 H	Murray St.			
													125 H	Murray St.			
													125 N	Murray St.			
													139 A	Jacksonville St.			
													139 H	Jacksonville St.			
													139 H	Jacksonville St.			
													139 N	Jacksonville St.			
													159 H	Eastern Ky.			
													159 H	Eastern Ky.			
													164 A	Eastern Ill.			
													164 A	Eastern Ill.			
													164 N	Eastern Ill.			
													165 H	SIU Edwardsville			
													165 H	SIU Edwardsville			
													165 H	SIU Edwardsville			
													188 H	Appalachian St.			
													188 H	Appalachian St.			
													196 N	Dayton			
													202 N	Winthrop			
													203 N	Buffalo			
			LAST 10 GAMES														
			113 A	UT Martin	2	6	164 N	Eastern Ill.	3	1	188 H	Appalachian St.		4	14		
			113 A	UT Martin	3	1	222 A	Morehead St.	3	4	188 H	Appalachian St.		2	5		
			125 N	Murray St.	5	3	222 A	Morehead St.	1	5	196 N	Dayton		8	2		
			113 A	UT Martin	2	7	222 A	Morehead St.	11	2	202 N	Winthrop		5	4		
			139 N	Jacksonville St.	2	1	35 A	Mississippi St.	1	5	203 N	Buffalo		3	0		

Non-Div. I Games:

Tennessee Tech

RPI	S	Opponent	Score	
207	H	Southeast Mo. St.	2	6
207	H	Southeast Mo. St.	6	1
207	H	Southeast Mo. St.	3	2
213	N	Stephen F. Austin	3	2
213	N	Stephen F. Austin	2	3
216	N	Belmont	5	6
218	A	Austin Peay	3	1
218	A	Austin Peay	6	5
218	A	Austin Peay	5	3
222	A	Morehead St.	11	2
222	A	Morehead St.	1	5
222	A	Morehead St.	3	4
225	H	East Tenn. St.	11	3
225	H	East Tenn. St.	5	1
245	N	Cleveland St.	0	2
256	A	Tennessee St.	5	3
256	A	Tennessee St.	4	0
256	A	Tennessee St.	1	4

Tennessee Tech

T
e
n
n
e
s
s
e
e
T
e
c
h

T
e
n
n
e
s
s
e
e
T
e
c
h

Average RPI Win: 194		WON-LOST	WINNING	LAST 10	STRENGTH OF		OPP. STRENGTH	TEAM	ADJ	CONF.	ADJ CONF.
Average RPI Loss: 141		RECORD	PCT. RANK	GAMES	SCHEDULE		OF SCHEDULE	RPI	RPI	RPI	RPI
DIV. I ONLY		28-26-0	.51852	125	4-6-0		232	191	172	.47331	164
DIV. I NON-CONF.		10-14-0	.41667	178	0-2-0		262	165	226	.44238	218
TOTALS		RPI 1-25	RPI 26-50		W-L RECORDS		RPI 51-100		RPI 101-150		RPI 150+
28-26-0	0-0-0	0-1-0		OVERALL		1-3-0		5-11-0		22-11-0	
12-9-0	0-0-0	0-0-0		HOME		0-1-0		3-2-0		9-6-0	
12-11-0	0-0-0	0-1-0		AWAY		0-2-0		2-6-0		10-2-0	
4-6-0	0-0-0	0-0-0		NEUTRAL		1-0-0		0-3-0		3-3-0	
10-14-0	0-0-0	0-1-0		NON-CONFERENCE		1-3-0		2-4-0		7-6-0	
2-5-0	0-0-0	0-0-0		HOME		0-1-0		1-1-0		1-3-0	
4-5-0	0-0-0	0-0-		AWAY		0-2-0		1-1-0		3-1-0	
4-4-0	0-0-0	0-0-0		NEUTRAL		1-0-0		0-2-0		3-2-0	
18-12-0	0-0-0	0-0-0		CONFERENCE		0-0-0		3-7-0		15-5-0	
10-4-0	0-0-0	0-0-0		HOME		0-0-0		2-1-0		8-3-0	
8-6-0	0-0-0	0-0-0		AWAY		0-0-0		1-5-0		7-1-0	
0-2-0	0-0-0	0-0-0		NEUTRAL		0-0-0		0-1-0		0-1-0	
RPI S	Opponent	Score	RPI S	Opponent	Score	RPI S	Opponent	Score	RPI S	Opponent	Score
			35 A	Mississippi St.	0 8	59 H	Illinois	1 4	113 A	UT Martin	9 4
						62 N	Chattanooga	5 4	113 A	UT Martin	1 5
						76 A	Georgia St.	0 7	113 A	UT Martin	4 5
						77 A	Southern Ill.	2 10	125 H	Murray St.	5 4
									125 H	Murray St.	0 3
									125 H	Murray St.	8 2
									137 N	Mercer	6 9
									137 N	Mercer	0 2
									139 A	Jacksonville St.	2 5
									139 A	Jacksonville St.	1 7
									139 A	Jacksonville St.	0 5
									139 N	Jacksonville St.	5 7
									141 H	Missouri St.	5 4
									141 H	Missouri St.	3 8
									145 A	Middle Tenn.	2 1
									145 A	Middle Tenn.	2 3
									155 N	Louisiana Tech	0 2
									155 N	Louisiana Tech	6 8
									159 H	Eastern Ky.	3 4
									159 H	Eastern Ky.	4 13
									159 H	Eastern Ky.	5 4
									163 H	Tennessee Tech	7 2
									163 H	Tennessee Tech	3 1
									163 N	Tennessee Tech	1 3
									165 A	SIU Edwardsville	4 9
									165 H	SIU Edwardsville	0 4
									165 H	SIU Edwardsville	4 1
LAST 10 GAMES			139 N	Jacksonville St.	5 7	113 A	UT Martin	4 5	163 H	Tennessee Tech	3 1
			163 N	Tennessee Tech	1 3	113 A	UT Martin	9 4	163 N	Tennessee Tech	1 3
			218 H	Austin Peay	1 0	113 A	UT Martin	1 5	165 A	SIU Edwardsville	4 9
			218 H	Austin Peay	3 2	226 H	IUPUI	0 1	165 H	SIU Edwardsville	0 4
			218 H	Austin Peay	1 0	226 H	IUPUI	2 3	165 H	SIU Edwardsville	4 1

Non-Div. I Games:

Eastern Ill.

E
a
s
t
e
r
n
I
l
l
.

Eastern Illinois.

Eastern Ill.

Average RPI Win: 189		WON-LOST RECORD		WINNING PCT. RANK		LAST 10 GAMES		STRENGTH OF SCHEDULE		OPP. STRENGTH OF SCHEDULE		TEAM RPI		ADJ RPI		CONF. RPI		ADJ CONF. RPI	
DIV. I ONLY		25-29-1		.46364 164		6-3-1		178		186		171		.47246 165		22		21	
DIV. I NON-CONF.		10-13-0		.43478 167		1-0-0		93		122		134		.49864 132		22		21	
TOTALS		RPI 1-25		RPI 26-50		W-L RECORDS		RPI 51-100		RPI 101-150		RPI 150+							
25-29-1		0-2-0		1-1-0		OVERALL		0-7-0		5-7-0		19-12-1							
14-5-1		0-0-0		0-0-0		HOME		0-1-0		1-0-0		13-4-1							
5-18-0		0-2-0		1-1-0		AWAY		0-2-0		2-7-0		2-6-0							
6-6-0		0-0-0		0-0-0		NEUTRAL		0-4-0		2-0-0		4-2-0							
10-13-0		0-2-0		1-1-0		NON-CONFERENCE		0-7-0		2-1-0		7-2-0							
2-1-0		0-0-0		0-0-0		HOME		0-1-0		0-0-0		2-0-0							
2-6-0		0-2-0		1-0-		AWAY		0-2-0		0-1-0		1-0-0							
6-6-0		0-0-0		0-0-0		NEUTRAL		0-4-0		2-0-0		4-2-0							
15-16-1		0-0-0		0-0-0		CONFERENCE		0-0-0		3-6-0		12-10-1							
12-4-1		0-0-0		0-0-0		HOME		0-0-0		1-0-0		11-4-1							
3-12-0		0-0-0		0-0-0		AWAY		0-0-0		2-6-0		1-6-0							
0-0-0		0-0-0		0-0-0		NEUTRAL		0-0-0		0-0-0		0-0-0							
RPI	S	Opponent		Score		RPI	S	Opponent		Score		RPI	S	Opponent		Score			
1	A	Alabama		0	8	35	A	Mississippi St.		0	5	62	A	Chattanooga		1	4		
25	A	Georgia Tech		1	9	35	A	Mississippi St.		5	4	73	N	North Dakota St.		0	3		
												73	N	North Dakota St.		3	7		
												77	A	Southern Ill.		1	4		
												77	H	Southern Ill.		1	4		
												86	N	East Carolina		5	6		
												86	N	East Carolina		1	3		
												113	A	UT Martin		3	4		
												113	A	UT Martin		6	7		
												113	A	UT Martin		3	9		
												125	A	Murray St.		2	1		
												125	A	Murray St.		0	11		
												125	H	Murray St.		1	0		
												131	A	La.-Monroe		6	7		
												139	A	Jacksonville St.		3	11		
												139	A	Jacksonville St.		8	9		
												139	A	Jacksonville St.		2	1		
												147	N	Mississippi Val.		7	1		
												147	N	Mississippi Val.		4	0		
												152	H	Bradley		4	3		
												159	H	Eastern Ky.		1	4		
												159	H	Eastern Ky.		1	6		
												159	H	Eastern Ky.		3	2		
												163	A	Tennessee Tech		0	2		
												163	A	Tennessee Tech		1	7		
												163	A	Tennessee Tech		2	4		
												164	A	Eastern Ill.		1	4		
												164	A	Eastern Ill.		4	0		
												164	H	Eastern Ill.		9	4		
												176	N	Western Ill.		1	3		
												177	A	Saint Louis		2	1		
												177	H	Saint Louis		2	0		
												179	N	Northern Ill.		4	3		
												192	N	Wright St.		6	4		
LAST 10 GAMES																			
						256	H	Tennessee St.		1	4	256	H	Tennessee St.		2	0		
						256	H	Tennessee St.		0	0	159	H	Eastern Ky.		1	4		
						256	H	Tennessee St.		10	0	159	H	Eastern Ky.		3	2		
						256	H	Tennessee St.		16	0	159	H	Eastern Ky.		1	6		
						256	H	Tennessee St.		6	5	177	A	Saint Louis		2	1		

Non-Div. I Games:

SIU Edwardsville




RPI	S	Opponent	Score	
207	A	Southeast Mo. St.	8	9
207	A	Southeast Mo. St.	1	4
218	H	Austin Peay	4	3
218	H	Austin Peay	2	4
218	H	Austin Peay	6	1
222	H	Morehead St.	8	7
222	H	Morehead St.	8	7
222	H	Morehead St.	6	4
226	N	IUPUI	1	7
231	N	Northwestern St.	7	4
256	H	Tennessee St.	2	0
256	H	Tennessee St.	1	4
256	H	Tennessee St.	6	5
256	H	Tennessee St.	16	0
256	H	Tennessee St.	10	0
256	H	Tennessee St.	0	0
287	N	Grambling	12	2

SIU Edwardsville

SIU Edwardsville

SIU Edwardsville

Butler

 Tie,  Loss,  Non-Conf, S Site, H Home, A Away, N Neutral Page 270

RPI	S	Opponent	Score	
224	A	Indiana St.	6	0
226	H	IUPUI	4	0
226	N	IUPUI	5	1
235	A	Evansville	3	2
245	A	Cleveland St.	7	5
245	A	Cleveland St.	8	1
245	A	Cleveland St.	5	7
262	H	Detroit	8	3
262	H	Detroit	7	2
262	H	Detroit	9	2
262	N	Detroit	8	0

Butler

B
u
t
l
e
r

B
u
t
l
e
r

Average RPI Win:		197	WON-LOST RECORD		WINNING PCT. RANK	LAST 10 GAMES		STRENGTH OF SCHEDULE		OPP. STRENGTH OF SCHEDULE	TEAM RPI	ADJ RPI	CONF. RPI	ADJ CONF. RPI			
Average RPI Loss:		95															
DIV. I ONLY			21-34-0		.38182	209	2-8-0		121	124	176	.47125	167	12	12		
DIV. I NON-CONF.			14-19-0		.42424	171	0-2-0		123	140	155	.48524	154	13	13		
<hr/>																	
TOTALS		RPI 1-25		RPI 26-50		W-L RECORDS		RPI 51-100		RPI 101-150		RPI 150+					
21-34-0		0-4-0		0-4-0		OVERALL		1-11-0		3-9-0		17-6-0					
5-6-0		0-0-0		0-0-0		HOME		0-1-0		1-3-0		4-2-0					
7-22-0		0-4-0		0-4-0		AWAY		0-8-0		1-5-0		6-1-0					
9-6-0		0-0-0		0-0-0		NEUTRAL		1-2-0		1-1-0		7-3-0					
14-19-0		0-4-0		0-4-0		NON-CONFERENCE		1-7-0		1-1-0		12-3-0					
2-1-0		0-0-0		0-0-0		HOME		0-1-0		0-0-0		2-0-0					
3-12-0		0-4-0		0-0-		AWAY		0-4-0		0-0-0		3-0-0					
9-6-0		0-0-0		0-0-0		NEUTRAL		1-2-0		1-1-0		7-3-0					
7-15-0		0-0-0		0-0-0		CONFERENCE		0-4-0		2-8-0		5-3-0					
3-5-0		0-0-0		0-0-0		HOME		0-0-0		1-3-0		2-2-0					
4-10-0		0-0-0		0-0-0		AWAY		0-4-0		1-5-0		3-1-0					
0-0-0		0-0-0		0-0-0		NEUTRAL		0-0-0		0-0-0		0-0-0					
RPI	S	Opponent		Score		RPI	S	Opponent		Score		RPI	S	Opponent		Score	
7	A	Florida		1	2	29	A	Notre Dame		0	10	54	A	Miami (OH)		0	8
7	A	Florida		0	16	45	A	UCF		6	8	54	A	Miami (OH)		0	10
21	A	Michigan		2	10	45	A	UCF		2	7	67	A	Ball St.		5	9
21	A	Michigan		2	4	45	A	UCF		3	4	67	A	Ball St.		7	10
						69	H	Lipscomb		3	11	120	A	Central Mich.		1	5
						74	N	Fla. Gulf Coast		0	1	120	A	Central Mich.		2	10
						74	N	Fla. Gulf Coast		1	5	128	N	Loyola Chicago		2	0
						78	A	IPFW		0	5	129	A	Kent St.		7	4
						78	A	IPFW		3	4	129	A	Kent St.		1	6
						81	A	Jacksonville		0	8	144	H	Ohio		7	6
						81	A	Jacksonville		0	2	144	H	Ohio		4	5
						81	N	Jacksonville		6	2	145	N	Middle Tenn.		5	6
												157	N	Gardner-Webb		6	2
												157	N	Gardner-Webb		5	0
												161	N	Drake		4	0
												169	N	Seton Hall		7	1
												175	H	Akron		3	4
												175	H	Akron		5	4
179	H	Northern Ill.		0	4												
179	H	Northern Ill.		2	0												
191	N	Campbell		0	5												
191	N	Campbell		1	3												
						193	A	Michigan St.		6	3						
						196	N	Dayton		1	7						
						203	A	Buffalo		6	5						
						203	A	Buffalo		13	4						
						204	A	Toledo		7	8						

RPI	S	Opponent	Score	
204	A	Toledo	6	5
258	N	Niagara	5	0
258	N	Niagara	5	4
262	H	Detroit	8	0
262	H	Detroit	7	1
272	A	Oakland	10	2
272	A	Oakland	13	0
275	N	Alabama St.	5	0

Eastern Mich.

E
a
s
t
e
r
n
M
i
c
h
.

E
a
s
t
e
r
n
M
i
c
h
.

Average RPI Win: 191		WON-LOST RECORD		WINNING PCT. RANK		LAST 10 GAMES		STRENGTH OF SCHEDULE		OPP. STRENGTH OF SCHEDULE		TEAM RPI		ADJ RPI		CONF. RPI		ADJ CONF. RPI	
DIV. I ONLY		24-28-0		.46154 165		4-6-0		155		155		157		.47088 168		18		18	
DIV. I NON-CONF.		11-18-0		.37931 200		0-1-0		160		129		189		.45949 194		16		16	
TOTALS		RPI 1-25		RPI 26-50		W-L RECORDS		RPI 51-100		RPI 101-150		RPI 150+							
24-28-0		0-3-0		0-7-0		OVERALL		2-4-0		6-6-0		16-8-0							
12-6-0		0-0-0		0-2-0		HOME		0-0-0		4-2-0		8-2-0							
6-12-0		0-3-0		0-3-0		AWAY		0-1-0		1-3-0		5-2-0							
6-10-0		0-0-0		0-2-0		NEUTRAL		2-3-0		1-1-0		3-4-0							
11-18-0		0-3-0		0-4-0		NON-CONFERENCE		2-4-0		1-1-0		8-6-0							
3-2-0		0-0-0		0-1-0		HOME		0-0-0		0-0-0		3-1-0							
2-6-0		0-3-0		0-0-		AWAY		0-1-0		0-0-0		2-1-0							
6-10-0		0-0-0		0-2-0		NEUTRAL		2-3-0		1-1-0		3-4-0							
13-10-0		0-0-0		0-3-0		CONFERENCE		0-0-0		5-5-0		8-2-0							
9-4-0		0-0-0		0-1-0		HOME		0-0-0		4-2-0		5-1-0							
4-6-0		0-0-0		0-2-0		AWAY		0-0-0		1-3-0		3-1-0							
0-0-0		0-0-0		0-0-0		NEUTRAL		0-0-0		0-0-0		0-0-0							
RPI S	Opponent	Score		RPI S	Opponent	Score		RPI S	Opponent	Score		RPI S	Opponent	Score					
8 A	Texas	0	15	31 N	Tulsa	6	7	57 A	Boise St.	3	5	101 N	Colorado St.	2	10				
8 A	Texas	0	8	31 N	Tulsa	2	3	73 N	North Dakota St.	6	5	107 A	McNeese St.	5	9				
10 A	Texas A&M	1	3	39 A	Baylor	0	5	83 N	Valparaiso	6	10	107 A	McNeese St.	0	7				
				43 A	Texas St.	1	2	92 N	Ole Miss	2	12	111 H	Sam Houston St.	3	8				
				43 A	Texas St.	3	6	97 N	North Carolina St.	2	1	111 H	Sam Houston St.	8	2				
				43 H	Texas St.	1	2	100 N	New Mexico	0	8	123 N	Iowa St.	4	0				
				46 H	Houston	0	10					138 H	Central Ark.	2	1				
												138 H	Central Ark.	4	3				
												138 H	Central Ark.	3	0				
												146 A	A&M-Corpus Christi	1	2				
												146 A	A&M-Corpus Christi	6	1				
												146 H	A&M-Corpus Christi	1	2				
												199 N	Cal St. Fullerton	5	3				
												199 N	Cal St. Fullerton	4	5				
												209 A	UTEP	15	3				
												209 A	UTEP	11	2				
												210 N	Weber St.	1	2				
												213 A	Stephen F. Austin	1	0				
												213 A	Stephen F. Austin	2	1				
												220 H	Texas-Arlington	2	1				
												220 H	Texas-Arlington	1	0				
												227 H	Nicholls St.	11	3				
												227 H	Nicholls St.	3	6				
												230 N	Seattle	1	6				
												230 N	Seattle	8	3				
												231 H	Northwestern St.	6	4				
												231 H	Northwestern St.	6	5				
LAST 10 GAMES				146 H	A&M-Corpus Christi	1	2	46 H	Houston	0	10	227 H	Nicholls St.	11	3				
				138 H	Central Ark.	4	3	227 H	Nicholls St.	3	6	230 N	Seattle	8	3				
				43 H	Texas St.	1	2	43 A	Texas St.	3	6	231 H	Northwestern St.	6	4				
				213 A	Stephen F. Austin	2	1	43 A	Texas St.	1	2	231 H	Northwestern St.	6	5				
				213 A	Stephen F. Austin	1	0												

Non-Div. I Games:

UTSA

RPI	S	Opponent	Score	
238	N	North Dakota	6	4
242	A	Houston Baptist	2	3
242	H	Houston Baptist	6	2
242	H	Houston Baptist	0	6
243	H	Texas Southern	12	7
243	H	Texas Southern	11	3
244	A	Southeastern La.	1	4
244	A	Southeastern La.	4	0
269	N	Brown	5	10

UTSA

U
T
S
A

U
T
S
A

Average RPI Win: 188		WON-LOST	WINNING	LAST 10	STRENGTH OF		OPP. STRENGTH	TEAM	ADJ	CONF.	ADJ CONF.
Average RPI Loss: 92		RECORD	PCT. RANK	GAMES	SCHEDULE		OF SCHEDULE	RPI	RPI	RPI	RPI
DIV. I ONLY		21-32-0	.39623	203	1-9-0		125	101	163	.46851	169
DIV. I NON-CONF.		17-13-0	.56667	98	0-0-0		244	210	159	.47435	169
TOTALS		RPI 1-25	RPI 26-50		W-L RECORDS		RPI 51-100		RPI 101-150		RPI 150+
21-32-0		0-6-0	0-8-0		OVERALL		3-6-0		6-5-0		12-7-0
7-13-0		0-3-0	0-5-0		HOME		0-5-0		2-0-0		5-0-0
8-13-0		0-3-0	0-3-0		AWAY		0-0-0		2-4-0		6-3-0
6-6-0		0-0-0	0-0-0		NEUTRAL		3-1-0		2-1-0		1-4-0
17-13-0		0-0-0	0-3-0		NON-CONFERENCE		3-1-0		4-3-0		10-6-0
7-2-0		0-0-0	0-2-0		HOME		0-0-0		2-0-0		5-0-0
5-5-0		0-0-0	0-0-		AWAY		0-0-0		1-2-0		4-2-0
5-6-0		0-0-0	0-0-0		NEUTRAL		3-1-0		1-1-0		1-4-0
4-19-0		0-6-0	0-5-0		CONFERENCE		0-5-0		2-2-0		2-1-0
0-11-0		0-3-0	0-3-0		HOME		0-5-0		0-0-0		0-0-0
3-8-0		0-3-0	0-2-0		AWAY		0-0-0		1-2-0		2-1-0
1-0-0		0-0-0	0-0-0		NEUTRAL		0-0-0		1-0-0		0-0-0
RPI S	Opponent	Score	RPI S	Opponent	Score	RPI S	Opponent	Score	RPI S	Opponent	Score
12 H	Louisville	1 6	26 H	DePaul	3 4	59 N	Illinois	1 0	106 A	UNLV	5 0
12 H	Louisville	3 6	26 H	DePaul	0 3	70 H	Rutgers	0 1	106 A	UNLV	4 6
12 H	Louisville	2 6	26 H	DePaul	2 4	70 H	Rutgers	5 11	109 A	Longwood	5 8
22 A	Syracuse	3 5	27 H	Texas Tech	0 11	74 N	Fla. Gulf Coast	6 2	110 N	New Mexico St.	0 8
22 A	Syracuse	0 2	27 H	Texas Tech	0 9	74 N	Fla. Gulf Coast	4 3	110 N	New Mexico St.	1 0
22 A	Syracuse	1 12	29 A	Notre Dame	0 8	81 N	Jacksonville	2 10	114 N	St. John's (NY)	7 6
			29 A	Notre Dame	1 5	94 H	Connecticut	1 3	136 A	Villanova	4 3
			45 A	UCF	1 3	94 H	Connecticut	1 3	136 A	Villanova	3 4
						94 H	Connecticut	0 6	136 A	Villanova	0 2
									149 H	Monmouth	3 0
									149 H	Monmouth	4 1
									156 N	Fla. Atlantic	2 4
									167 N	Eastern Mich.	1 7
									195 A	Providence	2 0
									195 A	Providence	1 2
									195 A	Providence	8 1
									228 A	Towson	9 5
									228 A	Towson	0 1
									246 A	Princeton	5 0
									246 A	Princeton	0 2
									247 H	Siena	3 2
									247 H	Siena	7 0
									247 N	Siena	4 0
									258 N	Niagara	4 8
									260 A	Coppin St.	4 2
									261 A	UMBC	5 2
									261 N	UMBC	1 2
LAST 10 GAMES			136 A	Villanova	3 4	26 H	DePaul	3 4	247 N	Siena	4 0
			136 A	Villanova	4 3	29 A	Notre Dame	0 8	258 N	Niagara	4 8
			136 A	Villanova	0 2	29 A	Notre Dame	1 5	260 A	Coppin St.	4 2
			26 H	DePaul	0 3	12 H	Louisville	2 6	261 A	UMBC	5 2
			26 H	DePaul	2 4	12 H	Louisville	1 6	261 N	UMBC	1 2

Non-Div. I Games:

Seton Hall

RPI	S	Opponent	Score	
273	H	Manhattan	13	6
286	H	Saint Peter's	5	1
286	H	Saint Peter's	10	8

Seton Hall

S
e
t
o
n
H
a
l
l

S
e
t
o
n
H
a
l
l

RPI	S	Opponent	Score	
241	A	Colgate	4	5
241	A	Colgate	1	4
241	N	Colgate	4	3
242	N	Houston Baptist	2	1
247	N	Siena	2	8
251	N	Delaware	2	13
253	A	Norfolk St.	0	8
253	A	Norfolk St.	5	4
255	N	Rider	1	2
255	N	Rider	3	5
259	N	Wagner	5	3
268	A	Yale	2	1
268	A	Yale	8	6
274	A	Bucknell	13	2
274	A	Bucknell	11	0
274	A	Bucknell	5	1
274	A	Bucknell	6	3
277	H	Holy Cross	5	3
277	H	Holy Cross	1	0
277	H	Holy Cross	8	0
277	H	Holy Cross	10	4
278	H	Lafayette	1	0
278	H	Lafayette	2	0
278	H	Lafayette	4	0
278	H	Lafayette	1	0
278	N	Lafayette	7	0
286	H	Saint Peter's	21	2

Army

A
r
m
y

A
r
m
y

RPI	S	Opponent	Score	
286	H	Saint Peter's	10	2
286	N	Saint Peter's	5	3

A
r
m
y

A
r
m
y

Army

Average RPI Win:	192	WON-LOST RECORD	WINNING PCT. RANK	LAST 10 GAMES		STRENGTH OF SCHEDULE	OPP. STRENGTH OF SCHEDULE	TEAM RPI	ADJ RPI	CONF. RPI	ADJ CONF. RPI
DIV. I ONLY		22-29-1	.43269 185	5-5-0		151	217	178	.46785 171	19	19
DIV. I NON-CONF.		11-17-0	.39286 193	0-0-0		139	243	190	.46335 190	19	19
TOTALS	RPI 1-25	RPI 26-50		W-L RECORDS		RPI 51-100		RPI 101-150		RPI 150+	
22-29-1	0-0-0	1-3-0		OVERALL		0-6-0		4-8-0		17-12-1	
7-8-0	0-0-0	0-0-0		HOME		0-2-0		0-2-0		7-4-0	
9-11-1	0-0-0	0-2-0		AWAY		0-2-0		2-2-0		7-5-1	
6-10-0	0-0-0	1-1-0		NEUTRAL		0-2-0		2-4-0		3-3-0	
11-17-0	0-0-0	1-1-0		NON-CONFERENCE		0-3-0		3-6-0		7-7-0	
1-2-0	0-0-0	0-0-0		HOME		0-0-0		0-0-0		1-2-0	
6-7-0	0-0-0	0-0-		AWAY		0-2-0		2-2-0		4-3-0	
4-8-0	0-0-0	1-1-0		NEUTRAL		0-1-0		1-4-0		2-2-0	
11-12-1	0-0-0	0-2-0		CONFERENCE		0-3-0		1-2-0		10-5-1	
6-6-0	0-0-0	0-0-0		HOME		0-2-0		0-2-0		6-2-0	
3-4-1	0-0-0	0-2-0		AWAY		0-0-0		0-0-0		3-2-1	
2-2-0	0-0-0	0-0-0		NEUTRAL		0-1-0		1-0-0		1-1-0	
RPI S	Opponent	Score	RPI S	Opponent	Score	RPI S	Opponent	Score	RPI S	Opponent	Score
32 N	BYU	2 3	60 N	Fresno St.	0 3	116 N	Robert Morris	2 0			
37 A	Massachusetts	3 9	61 A	Virginia	3 8	117 N	Quinnipiac	0 1			
37 A	Massachusetts	2 8	61 A	Virginia	1 3	119 N	Loyola Marymount	4 7			
41 N	San Diego St.	3 1	93 H	Fordham	0 1	119 N	Loyola Marymount	0 1			
			93 H	Fordham	1 4	134 H	Temple	3 7			
			93 N	Fordham	1 4	134 H	Temple	1 3			
						134 N	Temple	6 0			
						136 A	Villanova	5 3			
						140 A	Penn	3 1			
						140 A	Penn	0 1			
						144 N	Ohio	1 2			
						149 A	Monmouth	2 3			
						151 A	Charlotte	3 0			
						151 A	Charlotte	2 1			
						151 N	Charlotte	6 1			
						177 H	Saint Louis	3 5			
						177 H	Saint Louis	2 0			
						181 A	Delaware St.	10 0			
						181 A	Delaware St.	4 5			
						182 N	Utah St.	3 4			
						183 A	UC Riverside	0 4			
						183 A	UC Riverside	1 2			
						189 N	Cal Poly	4 6			
						190 H	George Washington	6 1			
						190 H	George Washington	4 12			
						190 N	George Washington	0 1			
						191 A	Campbell	1 0			
			LAST 10 GAMES								
190 N	George Washington	0 1	214 H	St. Bonaventure	10 0	189 N	Cal Poly	4 6			
93 N	Fordham	1 4	177 H	Saint Louis	2 0	190 H	George Washington	6 1			
151 N	Charlotte	6 1	177 H	Saint Louis	3 5	190 H	George Washington	4 12			
134 N	Temple	6 0	134 H	Temple	3 7	190 N	George Washington	0 1			
214 H	St. Bonaventure	10 2	134 H	Temple	1 3	191 A	Campbell	1 0			

Non-Div. I Games:

Saint Joseph's

RPI	S	Opponent	Score	
196	A	Dayton	1	3
196	A	Dayton	1	2
214	H	St. Bonaventure	10	2
214	H	St. Bonaventure	10	0
228	N	Towson	7	2
229	A	Rhode Island	11	1
229	A	Rhode Island	3	3
239	H	Drexel	4	7
241	N	Colgate	9	4
255	H	Rider	2	4
255	H	Rider	1	0
265	H	La Salle	11	1
265	H	La Salle	4	1
278	A	Lafayette	4	0
278	A	Lafayette	9	2

Saint Joseph's

S
a
i
n
t
J
o
s
e
p
h
'
s

S
a
i
n
t
J
o
s
e
p
h
'
s

Average RPI Win:		215	WON-LOST RECORD		WINNING PCT. RANK		LAST 10 GAMES		STRENGTH OF SCHEDULE		OPP. STRENGTH OF SCHEDULE		TEAM RPI		ADJ RPI		CONF. RPI		ADJ CONF. RPI				
DIV. I ONLY			33-26-1		.55833 103		6-4-0		246		231		169		.46725 172		23		22				
DIV. I NON-CONF.			22-13-1		.625 70		4-4-0		221		252		129		.49769 134		20		18				
TOTALS		RPI 1-25		RPI 26-50		W-L RECORDS		RPI 51-100		RPI 101-150		RPI 150+											
33-26-1		0-1-0		0-3-0		OVERALL		0-2-0		5-7-0		28-13-1											
8-10-0		0-1-0		0-1-0		HOME		0-1-0		2-4-0		6-3-0											
7-12-0		0-0-0		0-2-0		AWAY		0-1-0		3-3-0		4-6-0											
18-4-1		0-0-0		0-0-0		NEUTRAL		0-0-0		0-0-0		18-4-1											
22-13-1		0-1-0		0-3-0		NON-CONFERENCE		0-2-0		3-1-0		19-6-1											
1-5-0		0-1-0		0-1-0		HOME		0-1-0		1-1-0		0-1-0											
3-4-0		0-0-0		0-0-		AWAY		0-1-0		2-0-0		1-1-0											
18-4-1		0-0-0		0-0-0		NEUTRAL		0-0-0		0-0-0		18-4-1											
11-13-0		0-0-0		0-0-0		CONFERENCE		0-0-0		2-6-0		9-7-0											
7-5-0		0-0-0		0-0-0		HOME		0-0-0		1-3-0		6-2-0											
4-8-0		0-0-0		0-0-0		AWAY		0-0-0		1-3-0		3-5-0											
0-0-0		0-0-0		0-0-0		NEUTRAL		0-0-0		0-0-0		0-0-0											
RPI	S	Opponent		Score		RPI	S	Opponent		Score		RPI	S	Opponent		Score							
23	H	Hawaii		1	6	32	A	BYU		1	3	72	A	Utah		2	3	119	A	Loyola Marymount		2	7
						32	A	BYU		1	3	98	H	San Jose St.		6	10	119	A	Loyola Marymount		3	8
						32	H	BYU		4	7							119	A	Loyola Marymount		5	15
																		119	A	Loyola Marymount		3	2
																		121	H	Portland St.		1	0
																		121	H	Portland St.		0	7
																		121	H	Portland St.		2	3
																		121	H	Portland St.		0	1
																		142	A	Southern Utah		11	3
																		142	A	Southern Utah		5	2
																		150	H	UMKC		10	7
																		150	H	UMKC		8	9
																		160	N	Youngstown St.		8	0
																		170	N	Army		3	0
																		180	N	Fairleigh Dickinson		1	3
																		182	A	Utah St.		7	8
																		182	H	Utah St.		1	3
																		187	H	Northern Colo.		7	5
																		187	H	Northern Colo.		2	1
																		187	H	Northern Colo.		11	1
																		187	H	Northern Colo.		10	6
																		208	N	Western Caro.		5	6
																		210	H	Weber St.		1	8
																		210	H	Weber St.		5	4
																		210	H	Weber St.		5	2
																		210	H	Weber St.		3	4
																		215	N	Marist		6	3
LAST 10 GAMES																							
						234	N	Neb. Omaha		5	4	72	A	Utah		2	3	210	H	Weber St.		1	8
						242	N	Houston Baptist		3	1	32	H	BYU		4	7	210	H	Weber St.		5	4
						242	N	Houston Baptist		4	2	32	A	BYU		1	3	210	H	Weber St.		5	2
						242	N	Houston Baptist		2	3	233	A	Idaho St.		4	2	210	H	Weber St.		3	4
						238	N	North Dakota		3	2	233	A	Idaho St.		3	2	215	N	Marist		6	3

Non-Div. I Games:

Utah Valley

RPI	S	Opponent	Score	
219	N	Sacred Heart	8	0
230	A	Seattle	2	11
230	A	Seattle	2	1
230	A	Seattle	6	7
230	A	Seattle	0	2
233	A	Idaho St.	4	2
233	A	Idaho St.	5	6
233	A	Idaho St.	3	2
233	A	Idaho St.	1	6
234	N	Neb. Omaha	0	3
234	N	Neb. Omaha	1	0
234	N	Neb. Omaha	5	4
238	N	North Dakota	7	3
238	N	North Dakota	5	2
238	N	North Dakota	3	2
242	N	Houston Baptist	2	3
242	N	Houston Baptist	4	2
242	N	Houston Baptist	4	3
242	N	Houston Baptist	3	1
242	N	Houston Baptist	2	1
255	N	Rider	2	2
262	N	Detroit	1	0
270	N	Columbia	8	5
273	N	Manhattan	4	1
276	A	N.C. A&T	11	0
277	N	Holy Cross	1	0
278	N	Lafayette	4	3

Utah Valley

U
t
a
h
V
a
l
l
e
yU
t
a
h
V
a
l
l
e
y

RPI	S	Opponent	Score	
221	A	Samford	5	3
221	N	Samford	6	5
222	N	Morehead St.	9	3
223	A	Liberty	6	5
223	A	Liberty	9	1
239	H	Drexel	5	1
255	H	Rider	9	1
276	H	N.C. A&T	12	4
285	H	N.C. Central	8	0

UNC Greensboro

U
N
C
G
r
e
e
n
s
b
o
r
o

U
N
C
G
r
e
e
n
s
b
o
r
o

Average RPI Win: 196		WON-LOST RECORD	WINNING PCT. RANK	LAST 10 GAMES	STRENGTH OF SCHEDULE	OPP. STRENGTH OF SCHEDULE	TEAM RPI	ADJ RPI	CONF. RPI	ADJ CONF. RPI					
Average RPI Loss: 147															
DIV. I ONLY		20-25-0	.44444	179	6-4-0	158	228	177	.46674	174	20	20			
DIV. I NON-CONF.		9-16-0	.36	214	1-0-0	200	227	223	.44096	221	24	25			
<hr/>															
TOTALS		RPI 1-25		RPI 26-50		W-L RECORDS		RPI 51-100		RPI 101-150		RPI 150+			
20-25-0		0-0-0		1-1-0		OVERALL		2-6-0		3-8-0		14-10-0			
8-8-0		0-0-0		0-1-0		HOME		0-1-0		2-4-0		6-2-0			
8-7-0		0-0-0		1-0-0		AWAY		1-3-0		1-3-0		5-1-0			
4-10-0		0-0-0		0-0-0		NEUTRAL		1-2-0		0-1-0		3-7-0			
9-16-0		0-0-0		1-1-0		NON-CONFERENCE		2-6-0		0-1-0		6-8-0			
3-3-0		0-0-0		0-1-0		HOME		0-1-0		0-0-0		3-1-0			
2-3-0		0-0-0		1-0-		AWAY		1-3-0		0-0-0		0-0-0			
4-10-0		0-0-0		0-0-0		NEUTRAL		1-2-0		0-1-0		3-7-0			
11-9-0		0-0-0		0-0-0		CONFERENCE		0-0-0		3-7-0		8-2-0			
5-5-0		0-0-0		0-0-0		HOME		0-0-0		2-4-0		3-1-0			
6-4-0		0-0-0		0-0-0		AWAY		0-0-0		1-3-0		5-1-0			
0-0-0		0-0-0		0-0-0		NEUTRAL		0-0-0		0-0-0		0-0-0			
RPI	S	Opponent	Score	RPI	S	Opponent	Score	RPI	S	Opponent	Score				
				47	A	Boston U.	3 2	52	N	Maryland	6 4	116	A	Robert Morris	4 7
				47	H	Boston U.	3 13	58	N	Purdue	2 10	116	A	Robert Morris	2 0
								87	A	Stony Brook	2 3	117	A	Quinnipiac	1 2
								87	A	Stony Brook	5 6	117	A	Quinnipiac	2 10
								91	N	Coastal Caro.	0 10	124	H	LIU Brooklyn	3 6
								94	H	Connecticut	4 6	124	H	LIU Brooklyn	4 18
								95	A	Harvard	15 6	130	H	Central Conn. St.	3 14
								100	A	New Mexico	1 15	130	H	Central Conn. St.	2 6
												138	N	Central Ark.	3 7
												149	H	Monmouth	7 4
												149	H	Monmouth	5 4
												179	N	Northern Ill.	6 7
												180	H	Fairleigh Dickinson	3 0
												180	H	Fairleigh Dickinson	10 4
												184	N	Fairfield	4 12
												187	N	Northern Colo.	2 15
												187	N	Northern Colo.	7 10
												195	H	Providence	9 6
												197	N	Florida A&M	3 5
												206	A	Saint Francis (PA)	8 7
												206	A	Saint Francis (PA)	3 7
												217	N	Green Bay	2 6
												219	A	Sacred Heart	2 1
												219	A	Sacred Heart	3 1
												236	N	Canisius	7 3
												245	N	Cleveland St.	3 4
												250	H	Mt. St. Mary's	5 12
LAST 10 GAMES															
				130	H	Central Conn. St.	2 6	117	A	Quinnipiac	2 10	219	A	Sacred Heart	2 1
				130	H	Central Conn. St.	3 14	219	A	Sacred Heart	2 1	219	A	Sacred Heart	3 1
				180	H	Fairleigh Dickinson	3 0	219	A	Sacred Heart	3 1	236	N	Canisius	7 3
				180	H	Fairleigh Dickinson	10 4	269	H	Brown	5 3	245	N	Cleveland St.	3 4
				117	A	Quinnipiac	1 2	149	H	Monmouth	5 4	250	H	Mt. St. Mary's	5 12

Non-Div. I Games:

Bryant

RPI	S	Opponent	Score	
250	H	Mt. St. Mary's	5	2
259	A	Wagner	6	1
259	A	Wagner	6	5
268	H	Yale	8	9
268	H	Yale	12	0
269	H	Brown	5	3
278	N	Lafayette	3	2
286	N	Saint Peter's	7	3

Bryant

Average RPI Win:	211	WON-LOST	WINNING	LAST 10	STRENGTH OF	OPP. STRENGTH	TEAM	ADJ	CONF.	ADJ CONF.	
Average RPI Loss:	130	RECORD	PCT. RANK	GAMES	SCHEDULE	OF SCHEDULE	RPI	RPI	RPI	RPI	
DIV. I ONLY	24-29-1	.4537	174	7-3-0	187	207	182	.46633	175	12	12
DIV. I NON-CONF.	16-15-1	.51563	126	2-0-0	216	262	173	.4717	171	13	13
<hr/>											
TOTALS	RPI 1-25	RPI 26-50		W-L RECORDS		RPI 51-100		RPI 101-150		RPI 150+	
24-29-1	0-1-0	0-0-0		OVERALL		0-6-0		5-11-0		19-11-1	
11-7-1	0-0-0	0-0-0		HOME		0-0-0		2-4-0		9-3-1	
4-13-0	0-0-0	0-0-0		AWAY		0-4-0		2-5-0		2-4-0	
9-9-0	0-1-0	0-0-0		NEUTRAL		0-2-0		1-2-0		8-4-0	
16-15-1	0-1-0	0-0-0		NON-CONFERENCE		0-2-0		2-4-0		14-8-1	
5-1-1	0-0-0	0-0-0		HOME		0-0-0		0-0-0		5-1-1	
2-5-0	0-0-0	0-0-		AWAY		0-0-0		1-2-0		1-3-0	
9-9-0	0-1-0	0-0-0		NEUTRAL		0-2-0		1-2-0		8-4-0	
8-14-0	0-0-0	0-0-0		CONFERENCE		0-4-0		3-7-0		5-3-0	
6-6-0	0-0-0	0-0-0		HOME		0-0-0		2-4-0		4-2-0	
2-8-0	0-0-0	0-0-0		AWAY		0-4-0		1-3-0		1-1-0	
0-0-0	0-0-0	0-0-0		NEUTRAL		0-0-0		0-0-0		0-0-0	
RPI S	Opponent	Score		RPI S	Opponent	Score		RPI S	Opponent	Score	
12 N	Louisville	1	6			54 A	Miami (OH) 0 4	101 N	Colorado St.	2	3
						54 A	Miami (OH) 0 5	102 H	Bowling Green	6	7
						55 N	Marshall 1 3	102 H	Bowling Green	0	4
						65 N	Troy 2 9	112 A	Col. of Charleston	0	3
						67 A	Ball St. 0 11	115 H	Western Mich.	2	3
						67 A	Ball St. 4 7	115 H	Western Mich.	3	5
								116 A	Robert Morris	6	0
								116 A	Robert Morris	2	8
								118 N	Charleston So.	3	7
								120 A	Central Mich.	1	6
								120 A	Central Mich.	0	10
								129 H	Kent St.	5	4
								129 H	Kent St.	5	0
								140 N	Penn	6	2
								144 A	Ohio	2	0
								144 A	Ohio	7	9
								160 H	Youngstown St.	6	7
								160 H	Youngstown St.	5	5
								167 A	Eastern Mich.	4	5
								167 A	Eastern Mich.	4	3
								170 N	Army	0	5
								179 H	Northern Ill.	8	6
								179 H	Northern Ill.	12	6
								187 N	Northern Colo.	10	11
								196 A	Dayton	1	2
								196 A	Dayton	1	3
								200 A	Cornell	8	9
LAST 10 GAMES											
203 H	Buffalo	5	2	120 A	Central Mich.	1	6	179 H	Northern Ill.	12	6
203 H	Buffalo	4	1	167 A	Eastern Mich.	4	3	187 N	Northern Colo.	10	11
129 H	Kent St.	5	4	167 A	Eastern Mich.	4	5	196 A	Dayton	1	2
129 H	Kent St.	5	0	206 H	Saint Francis (PA)	4	3	196 A	Dayton	1	3
120 A	Central Mich.	0	10	206 H	Saint Francis (PA)	4	0	200 A	Cornell	8	9

Non-Div. I Games:

Akron

RPI	S	Opponent	Score	
203	H	Buffalo	5	2
203	H	Buffalo	4	1
204	H	Toledo	7	12
204	H	Toledo	0	8
206	H	Saint Francis (PA)	4	3
206	H	Saint Francis (PA)	4	0
215	N	Marist	5	3
222	N	Morehead St.	6	4
224	N	Indiana St.	2	3
227	N	Nicholls St.	1	5
244	A	Southeastern La.	8	3
246	N	Princeton	3	2
255	N	Rider	7	3
258	H	Niagara	5	0
258	H	Niagara	12	1
259	N	Wagner	3	0
266	H	George Mason	6	3
268	N	Yale	7	0
277	N	Holy Cross	6	0
288	N	Southern U.	13	3

Akron

[illegible]

Non-Div. I Games:

Western Ill.

Western Illinois.

Western Illinois.

Western Ill.

Average RPI Win:		179	WON-LOST RECORD		WINNING PCT. RANK	LAST 10 GAMES		STRENGTH OF SCHEDULE		OPP. STRENGTH OF SCHEDULE	TEAM RPI	ADJ RPI	CONF. RPI	ADJ CONF. RPI			
Average RPI Loss:		126															
DIV. I ONLY			23-33-0		.41071	196	4-6-0		140	158	175	.46561	177	19	19		
DIV. I NON-CONF.			14-22-0		.38889	196	1-2-0		122	145	165	.47127	173	19	19		
TOTALS		RPI 1-25		RPI 26-50		W-L RECORDS		RPI 51-100		RPI 101-150		RPI 150+					
23-33-0		0-4-0		0-4-0		OVERALL		4-5-0		2-6-0		17-14-0					
4-11-0		0-0-0		0-2-0		HOME		0-2-0		0-0-0		4-7-0					
11-12-0		0-2-0		0-0-0		AWAY		3-2-0		1-2-0		7-6-0					
8-10-0		0-2-0		0-2-0		NEUTRAL		1-1-0		1-4-0		6-1-0					
14-22-0		0-4-0		0-2-0		NON-CONFERENCE		4-3-0		1-5-0		9-8-0					
2-5-0		0-0-0		0-0-0		HOME		0-2-0		0-0-0		2-3-0					
4-7-0		0-2-0		0-0-		AWAY		3-0-0		0-1-0		1-4-0					
8-10-0		0-2-0		0-2-0		NEUTRAL		1-1-0		1-4-0		6-1-0					
9-11-0		0-0-0		0-2-0		CONFERENCE		0-2-0		1-1-0		8-6-0					
2-6-0		0-0-0		0-2-0		HOME		0-0-0		0-0-0		2-4-0					
7-5-0		0-0-0		0-0-0		AWAY		0-2-0		1-1-0		6-2-0					
0-0-0		0-0-0		0-0-0		NEUTRAL		0-0-0		0-0-0		0-0-0					
RPI	S	Opponent		Score		RPI	S	Opponent		Score		RPI	S	Opponent		Score	
12	A	Louisville		0	9	30	N	Virginia Tech		4	8	74	A	Fla. Gulf Coast		5	3
12	A	Louisville		0	9	37	H	Massachusetts		0	5	75	N	Kennesaw St.		4	3
14	N	Missouri		0	10	37	H	Massachusetts		0	8	77	H	Southern Ill.		2	4
21	N	Michigan		3	6	48	N	Illinois St.		3	8	77	H	Southern Ill.		1	9
												81	A	Jacksonville		2	1
												81	A	Jacksonville		1	0
												90	N	Indiana		4	5
												93	A	Fordham		0	4
												93	A	Fordham		1	4
					</												

Non-Div. I Games:

Saint Louis

RPI	S	Opponent	Score	
207	N	Southeast Mo. St.	5	4
214	A	St. Bonaventure	4	1
214	A	St. Bonaventure	5	1
224	A	Indiana St.	5	3
224	A	Indiana St.	0	1
229	H	Rhode Island	4	2
229	H	Rhode Island	3	8
235	A	Evansville	3	5
235	A	Evansville	2	5
251	N	Delaware	4	3
265	A	La Salle	12	0
265	A	La Salle	4	2

Saint Louis

S
a
i
n
t
L
o
u
i
s

S
a
i
n
t
L
o
u
i
s

Average RPI Win:		184	WON-LOST RECORD		WINNING PCT. RANK		LAST 10 GAMES		STRENGTH OF SCHEDULE		OPP. STRENGTH OF SCHEDULE		TEAM RPI		ADJ RPI		CONF. RPI		ADJ CONF. RPI	
DIV. I ONLY			25-27-0		.48077 155		6-4-0		219		177		179		.46538 178		24		24	
DIV. I NON-CONF.			13-16-0		.44828 161		0-0-0		241		137		200		.45904 197		25		24	
TOTALS		RPI 1-25		RPI 26-50		W-L RECORDS		RPI 51-100		RPI 101-150		RPI 150+								
25-27-0		0-0-0		0-2-0		OVERALL		3-9-0		5-3-0		17-13-0								
10-5-0		0-0-0		0-0-0		HOME		2-2-0		0-0-0		8-3-0								
4-15-0		0-0-0		0-2-0		AWAY		0-4-0		1-3-0		3-6-0								
11-7-0		0-0-0		0-0-0		NEUTRAL		1-3-0		4-0-0		6-4-0								
13-16-0		0-0-0		0-2-0		NON-CONFERENCE		1-7-0		4-1-0		8-6-0								
2-2-0		0-0-0		0-0-0		HOME		0-1-0		0-0-0		2-1-0								
0-8-0		0-0-0		0-0-		AWAY		0-3-0		0-1-0		0-2-0								
11-6-0		0-0-0		0-0-0		NEUTRAL		1-3-0		4-0-0		6-3-0								
12-11-0		0-0-0		0-0-0		CONFERENCE		2-2-0		1-2-0		9-7-0								
8-3-0		0-0-0		0-0-0		HOME		2-1-0		0-0-0		6-2-0								
4-7-0		0-0-0		0-0-0		AWAY		0-1-0		1-2-0		3-4-0								
0-1-0		0-0-0		0-0-0		NEUTRAL		0-0-0		0-0-0		0-1-0								
RPI	S	Opponent		Score		RPI	S	Opponent		Score		RPI	S	Opponent		Score				
45	A	UCF		0 7		53	H	Wisconsin		0 5		110	A	New Mexico St.		2 5				
49	A	Northwestern		2 7		63	A	FIU		4 5		120	N	Central Mich.		1 0				
						81	N	Jacksonville		14 6		127	N	Stetson		5 2				
						81	N	Jacksonville		0 6		128	A	Loyola Chicago		0 1				
						83	A	Valparaiso		0 3		128	A	Loyola Chicago		6 7				
						83	H	Valparaiso		3 7		128	A	Loyola Chicago		6 3				
						83	H	Valparaiso		5 3		136	N	Villanova		10 7				
						83	H	Valparaiso		1 0		140	N	Penn		4 3				
						90	A	Indiana		1 9		154	N	St. Mary's (CA)		11 3				
						90	A	Indiana		3 4		160	A	Youngstown St.		11 8				
						90	N	Indiana		4 6		160	A	Youngstown St.		7 9				
						99	N	South Carolina		0 5		166	A	Butler		3 4				
												166	A	Butler		8 4				
												166	A	Butler		0 9				
												176	A	Western Ill.		5 8				
												179	H	Northern Ill.		6 1				
												183	A	UC Riverside		1 9				
												192	H	Wright St.		6 0				
												192	H	Wright St.		4 8				
												193	N	Michigan St.		3 11				
												195	N	Providence		8 9				
												209	N	UTEP		4 10				
						83	A	Valparaiso		0 3		160	A	Youngstown St.		11 8				
						217	N	Green Bay		3 5		217	H	Green Bay		2 1				
						192	H	Wright St.		6 0		217	H	Green Bay		5 4				
						192	H	Wright St.		4 8		217	H	Green Bay		9 1				
						160	A	Youngstown St.		7 9		217	N	Green Bay		3 5				
												83	H	Valparaiso		1 0				
												226	H	IUPUI		2 0				

Non-Div. I Games:

Ill.-Chicago

RPI	S	Opponent	Score	
226	H	IUPUI	0	1
233	N	Idaho St.	5	2
233	N	Idaho St.	7	0
238	N	North Dakota	12	7
245	H	Cleveland St.	8	1
245	H	Cleveland St.	6	5
245	H	Cleveland St.	1	3
254	N	Santa Clara	5	1
257	N	South Dakota	3	0
262	A	Detroit	6	7
262	A	Detroit	10	2

Ill.-Chicago

I
l
l
.
-
C
h
i
c
a
g
oI
l
l
.
-
C
h
i
c
a
g
o

Average RPI Win: 160		WON-LOST RECORD		WINNING PCT. RANK		LAST 10 GAMES		STRENGTH OF SCHEDULE		OPP. STRENGTH OF SCHEDULE		TEAM RPI		ADJ RPI		CONF. RPI		ADJ CONF. RPI	
DIV. I ONLY		19-34-0		.35849 219		1-9-0		114		127		181		.46519 179		12		12	
DIV. I NON-CONF.		12-19-0		.3871 198		0-1-0		104		148		160		.4773 164		13		13	
TOTALS		RPI 1-25		RPI 26-50		W-L RECORDS		RPI 51-100		RPI 101-150		RPI 150+							
19-34-0		0-2-0		0-5-0		OVERALL		3-8-0		6-9-0		10-10-0							
3-8-0		0-0-0		0-3-0		HOME		1-3-0		2-0-0		0-2-0							
5-18-0		0-1-0		0-1-0		AWAY		1-2-0		3-7-0		1-7-0							
11-8-0		0-1-0		0-1-0		NEUTRAL		1-3-0		1-2-0		9-1-0							
12-19-0		0-2-0		0-5-0		NON-CONFERENCE		2-5-0		1-4-0		9-3-0							
0-3-0		0-0-0		0-3-0		HOME		0-0-0		0-0-0		0-0-0							
1-8-0		0-1-0		0-0-		AWAY		1-2-0		0-2-0		0-2-0							
11-8-0		0-1-0		0-1-0		NEUTRAL		1-3-0		1-2-0		9-1-0							
7-15-0		0-0-0		0-0-0		CONFERENCE		1-3-0		5-5-0		1-7-0							
3-5-0		0-0-0		0-0-0		HOME		1-3-0		2-0-0		0-2-0							
4-10-0		0-0-0		0-0-0		AWAY		0-0-0		3-5-0		1-5-0							
0-0-0		0-0-0		0-0-0		NEUTRAL		0-0-0		0-0-0		0-0-0							
RPI	S	Opponent		Score		RPI	S	Opponent		Score		RPI	S	Opponent		Score			
14	A	Missouri		0	8	26	H	DePaul		1	6	54	H	Miami (OH)		6	7		
15	N	South Fla.		1	5	45	A	UCF		2	3	54	H	Miami (OH)		5	8		
						47	N	Boston U.		0	2	57	N	Boise St.		5	1		
						48	H	Illinois St.		0	5	57	N	Boise St.		3	4		
						49	H	Northwestern		3	12	65	N	Troy		2	10		
												67	H	Ball St.		12	5		
												67	H	Ball St.		10	11		
												74	A	Fla. Gulf Coast		4	3		
												77	A	Southern Ill.		7	15		
												84	A	North Texas		3	8		
												88	N	North Florida		1	4		

Non-Div. I Games:

Northern Ill.

N
o
r
t
h
e
r
n
I
l
l
.

North
her
n
I
l
l
.

Northern Ill.

[illegible]

Non-Div. I Games:

Fairleigh Dickinson

Fairleigh Dickinson

Average RPI Win: 235		WON-LOST	WINNING	LAST 10	STRENGTH OF		OPP. STRENGTH	TEAM	ADJ		CONF.	ADJ CONF.	
Average RPI Loss: 145		RECORD	PCT. RANK	GAMES	SCHEDULE		OF SCHEDULE	RPI	RPI		RPI	RPI	
DIV. I ONLY		25-18-1	.57955	89	6-4-0		242	265	168	.46384	181	30	30
DIV. I NON-CONF.		11-12-1	.47917	145	1-2-0		152	157	147	.49008	146	30	30
TOTALS		RPI 1-25	RPI 26-50		W-L RECORDS		RPI 51-100		RPI 101-150		RPI 150+		
25-18-1	0-0-0	0-3-0		OVERALL		3-6-0		0-1-0		22-8-1			
11-6-0	0-0-0	0-0-0		HOME		0-2-0		0-0-0		11-4-0			
12-5-1	0-0-0	0-0-0		AWAY		3-4-0		0-0-0		9-1-1			
2-7-0	0-0-0	0-3-0		NEUTRAL		0-0-0		0-1-0		2-3-0			
11-12-1	0-0-0	0-3-0		NON-CONFERENCE		3-6-0		0-1-0		8-2-1			
5-3-0	0-0-0	0-0-0		HOME		0-2-0		0-0-0		5-1-0			
4-4-1	0-0-0	0-0-		AWAY		3-4-0		0-0-0		1-0-1			
2-5-0	0-0-0	0-3-0		NEUTRAL		0-0-0		0-1-0		2-1-0			
14-6-0	0-0-0	0-0-0		CONFERENCE		0-0-0		0-0-0		14-6-0			
6-3-0	0-0-0	0-0-0		HOME		0-0-0		0-0-0		6-3-0			
8-1-0	0-0-0	0-0-0		AWAY		0-0-0		0-0-0		8-1-0			
0-2-0	0-0-0	0-0-0		NEUTRAL		0-0-0		0-0-0		0-2-0			
RPI S	Opponent	Score	RPI S	Opponent	Score	RPI S	Opponent	Score	RPI S	Opponent	Score		
			50 N	Kansas	2 5	52 A	Maryland	0 15	107 N	McNeese St.	0 2		
			50 N	Kansas	1 6	52 A	Maryland	5 10	171 H	Saint Joseph's	5 4		
			50 N	Kansas	1 17	81 A	Jacksonville	0 15	171 H	Saint Joseph's	0 10		
						81 A	Jacksonville	3 4	198 A	Bethune-Cookman	5 6		
						85 H	Albany (NY)	0 5	200 H	Cornell	8 2		
						85 H	Albany (NY)	2 18	200 H	Cornell	3 1		
						88 A	North Florida	1 0	214 N	St. Bonaventure	5 2		
						88 A	North Florida	2 1	228 H	Towson	6 1		
						88 A	North Florida	4 2	250 N	Mt. St. Mary's	3 4		
									250 N	Mt. St. Mary's	5 1		
									251 A	Delaware	3 0		
									251 A	Delaware	5 5		
									252 N	Savannah St.	4 6		
									253 H	Norfolk St.	10 0		
									253 H	Norfolk St.	1 3		
									253 H	Norfolk St.	1 6		
									260 H	Coppin St.	1 2		
									260 H	Coppin St.	2 1		
									260 H	Coppin St.	7 0		
									263 H	Hampton	5 0		
									263 H	Hampton	11 5		
									263 H	Hampton	5 2		
									274 H	Bucknell	8 3		
									276 N	N.C. A&T	1 3		
									279 A	Howard	12 3		
									279 A	Howard	12 3		
									52 A	Maryland	5 10		
									52 A	Maryland	0 15		
									279 A	Howard	14 6		
									279 A	Howard	14 6		
									279 A	Howard	11 3		
LAST 10 GAMES			276 N	N.C. A&T	1 3	279 A	Howard	11 3	274 H	Bucknell	8 3		
			252 N	Savannah St.	4 6	279 A	Howard	12 3	276 N	N.C. A&T	1 3		
			289 A	UMES	8 0	279 A	Howard	14 6	279 A	Howard	12 3		
			289 A	UMES	10 1	52 A	Maryland	5 10	279 A	Howard	14 6		
			228 H	Towson	6 1	52 A	Maryland	0 15	279 A	Howard	11 3		

Non-Div. I Games:

Delaware St.

RPI	S	Opponent	Score	
280	A	Morgan St.	7	3
280	A	Morgan St.	8	1
280	A	Morgan St.	4	1
289	A	UMES	10	1
289	A	UMES	8	0

Delaware St.

D
e
l
a
w
a
r
e
s
t
.

D
e
l
a
w
a
r
e
s
t
.

Average RPI Win: 157		WON-LOST	WINNING	LAST 10	STRENGTH OF		OPP. STRENGTH	TEAM	ADJ	CONF.	ADJ CONF.
Average RPI Loss: 94		RECORD	PCT. RANK	GAMES	SCHEDULE		OF SCHEDULE	RPI	RPI	RPI	RPI
DIV. I ONLY		17-36-0	.32075	237	3-7-0		108	86	190	.46377	182
DIV. I NON-CONF.		13-19-0	.40625	185	1-1-0		169	120	177	.47085	175
TOTALS		RPI 1-25	RPI 26-50		W-L RECORDS		RPI 51-100		RPI 101-150		RPI 150+
17-36-0		0-6-0	0-5-0		OVERALL		3-9-0		4-9-0		10-7-0
6-7-0		0-3-0	0-0-0		HOME		1-2-0		1-2-0		4-0-0
3-17-0		0-1-0	0-3-0		AWAY		0-5-0		1-5-0		2-3-0
8-12-0		0-2-0	0-2-0		NEUTRAL		2-2-0		2-2-0		4-4-0
13-19-0		0-3-0	0-2-0		NON-CONFERENCE		2-4-0		2-5-0		9-5-0
4-0-0		0-0-0	0-0-0		HOME		0-0-0		0-0-0		4-0-0
1-7-0		0-1-0	0-0-		AWAY		0-2-0		0-3-0		1-1-0
8-12-0		0-2-0	0-2-0		NEUTRAL		2-2-0		2-2-0		4-4-0
4-17-0		0-3-0	0-3-0		CONFERENCE		1-5-0		2-4-0		1-2-0
2-7-0		0-3-0	0-0-0		HOME		1-2-0		1-2-0		0-0-0
2-10-0		0-0-0	0-3-0		AWAY		0-3-0		1-2-0		1-2-0
0-0-0		0-0-0	0-0-0		NEUTRAL		0-0-0		0-0-0		0-0-0
RPI S	Opponent	Score	RPI S	Opponent	Score	RPI S	Opponent	Score	RPI S	Opponent	Score
13 A	Georgia	0 8	27 N	Texas Tech	2 11	57 A	Boise St.	1 7	108 N	Long Beach St.	10 1
16 N	UCLA	0 2	28 N	North Carolina	2 11	60 A	Fresno St.	2 5	110 A	New Mexico St.	5 0
17 N	LSU	0 13	32 A	BYU	0 2	60 A	Fresno St.	0 8	110 A	New Mexico St.	1 7
23 H	Hawaii	3 10	32 A	BYU	4 6	60 A	Fresno St.	0 4	110 A	New Mexico St.	1 4
23 H	Hawaii	2 9	32 A	BYU	6 15	66 N	Pittsburgh	0 8	114 N	St. John's (NY)	8 4
23 H	Hawaii	0 18				72 A	Utah	0 7	119 A	Loyola Marymount	1 5
						90 N	Indiana	6 3	121 N	Portland St.	5 11
						95 N	Harvard	5 8	122 N	San Diego	0 4
						97 N	North Carolina St.	6 5	142 A	Southern Utah	2 7
						98 H	San Jose St.	2 11	142 A	Southern Utah	3 9
						98 H	San Jose St.	1 9	142 H	Nevada	1 3
						98 H	San Jose St.	6 4	142 H	Nevada	4 0
									142 H	Nevada	7 8
									155 A	Louisiana Tech	1 5
									155 A	Louisiana Tech	4 0
									155 A	Louisiana Tech	1 10
									170 N	Army	2 3
									171 N	Saint Joseph's	4 3
									172 A	Utah Valley	3 1
									172 H	Utah Valley	8 7
									183 N	UC Riverside	5 1
									189 N	Cal Poly	1 0
									193 N	Michigan St.	2 3
									199 N	Cal St. Fullerton	4 13
									210 H	Weber St.	10 3
									210 H	Weber St.	7 4
									212 N	Cal St. Northridge	12 9
LAST 10 GAMES											
			23 H	Hawaii	3 10		110 A	New Mexico St.	1 4		
			23 H	Hawaii	0 18		233 H	Idaho St.	2 0		
			23 H	Hawaii	2 9		233 A	Idaho St.	0 1		
			110 A	New Mexico St.	1 7		98 H	San Jose St.	6 4		
			110 A	New Mexico St.	5 0		98 H	San Jose St.	1 9		

Non-Div. I Games:

Utah St.

Utah St.

Through Games Of June 6, 2012 (FINAL)

RPI	S	Opponent	Score	
212	N	Cal St. Northridge	2	4
233	A	Idaho St.	0	1
233	H	Idaho St.	2	0

Utah St.

U
t
a
h
S
t
.

U
t
a
h
S
t
.

Average RPI Win:		188	WON-LOST RECORD		WINNING PCT. RANK		LAST 10 GAMES		STRENGTH OF SCHEDULE		OPP. STRENGTH OF SCHEDULE		TEAM RPI		ADJ RPI		CONF. RPI		ADJ CONF. RPI										
Average RPI Loss:		116																											
DIV. I ONLY			25-28-0		.4717 160		5-5-0		229		130		188		.46362 183		17		14										
DIV. I NON-CONF.			17-15-0		.53125 115		0-0-0		201		153		148		.48868 149		12		12										
TOTALS		RPI 1-25		RPI 26-50		W-L RECORDS		RPI 51-100		RPI 101-150		RPI 150+																	
25-28-0		0-2-0		0-0-0		OVERALL		0-8-0		5-13-0		20-5-0																	
19-12-0		0-0-0		0-0-0		HOME		0-4-0		4-6-0		15-2-0																	
5-8-0		0-0-0		0-0-0		AWAY		0-1-0		1-5-0		4-2-0																	
1-8-0		0-2-0		0-0-0		NEUTRAL		0-3-0		0-2-0		1-1-0																	
17-15-0		0-2-0		0-0-0		NON-CONFERENCE		0-5-0		4-5-0		13-3-0																	
16-6-0		0-0-0		0-0-0		HOME		0-1-0		4-3-0		12-2-0																	
0-1-0		0-0-0		0-0-		AWAY		0-1-0		0-0-0		0-0-0																	
1-8-0		0-2-0		0-0-0		NEUTRAL		0-3-0		0-2-0		1-1-0																	
8-13-0		0-0-0		0-0-0		CONFERENCE		0-3-0		1-8-0		7-2-0																	
3-6-0		0-0-0		0-0-0		HOME		0-3-0		0-3-0		3-0-0																	
5-7-0		0-0-0		0-0-0		AWAY		0-0-0		1-5-0		4-2-0																	
0-0-0		0-0-0		0-0-0		NEUTRAL		0-0-0		0-0-0		0-0-0																	
RPI	S	Opponent		Score		RPI	S	Opponent		Score		RPI	S	Opponent		Score													
2	N	California		0	10							60	A	Fresno St.		3	7	101	H	Colorado St.		2	10						
23	N	Hawaii		0	8							72	N	Utah		1	9	101	H	Colorado St.		3	1						
												73	N	North Dakota St.		4	5	105	H	UC Santa Barbara		1	3						
												96	H	Pacific		8	9	105	H	UC Santa Barbara		3	6						
												96	H	Pacific		2	3	105	H	UC Santa Barbara		1	11						
												96	H	Pacific		1	9	108	A	Long Beach St.		0	1						
												98	N	San Jose St.		1	9	108	A	Long Beach St.		4	10						
												99	H	South Carolina		4	9	108	A	Long Beach St.		0	6						
																		117	H	Quinnipiac		2	3						
																		117	H	Quinnipiac		3	2						
																		119	H	Loyola Marymount		6	7						
																		121	H	Portland St.		8	0						
																		121	H	Portland St.		5	0						
																		132	N	Sacramento St.		0	2						
																		132	N	Sacramento St.		4	9						
																		133	A	UC Davis		8	0						
																		133	A	UC Davis		1	3						
																		133	A	UC Davis		1	9						
																		159	H	Eastern Ky.		7	6						
																		159	H	Eastern Ky.		16	8						
																		171	H	Saint Joseph's		2	1						
																		171	H	Saint Joseph's		4	0						
																		178	H	Ill.-Chicago		9	1						
																		182	N	Utah St.		1	5						
																		185	H	Maine		4	3						
																		189	A	Cal Poly		5	6						
																		189	A	Cal Poly		2	1						

Non-Div. I Games:

UC Riverside

RPI	S	Opponent	Score	
189	A	Cal Poly	6	3
193	H	Michigan St.	6	15
199	A	Cal St. Fullerton	4	5
199	A	Cal St. Fullerton	6	5
199	A	Cal St. Fullerton	7	5
204	N	Toledo	6	3
212	H	Cal St. Northridge	1	0
212	H	Cal St. Northridge	10	0
212	H	Cal St. Northridge	5	4
232	H	CSU Bakersfield	4	3
232	H	CSU Bakersfield	2	1
233	H	Idaho St.	3	2
254	H	Santa Clara	7	4
257	H	South Dakota	12	4
257	H	South Dakota	4	7
269	H	Brown	3	1

UC Riverside

U
C
R
i
v
e
r
s
i
d
e

U
C
R
i
v
e
r
s
i
d
e

Average RPI Win:		214	WON-LOST		WINNING		LAST 10		STRENGTH OF		OPP. STRENGTH		TEAM	ADJ		CONF.	ADJ CONF.
Average RPI Loss:		156	RECORD		PCT. RANK		GAMES		SCHEDULE		OF SCHEDULE		RPI	RPI		RPI	RPI
DIV. I ONLY			31-27-0		.53448 113		7-3-0		236		234		174	.46326 184		28	28
DIV. I NON-CONF.			18-20-0		.47368 147		0-0-0		202		191		174	.46886 179		28	28
TOTALS		RPI 1-25		RPI 26-50		W-L RECORDS		RPI 51-100		RPI 101-150		RPI 150+					
31-27-0		1-1-0		0-4-0		OVERALL		1-3-0		1-3-0		28-16-0					
11-9-0		0-0-0		0-0-0		HOME		1-2-0		1-0-0		9-7-0					
12-9-0		1-0-0		0-1-0		AWAY		0-0-0		0-3-0		11-5-0					
8-9-0		0-1-0		0-3-0		NEUTRAL		0-1-0		0-0-0		8-4-0					
18-20-0		1-1-0		0-4-0		NON-CONFERENCE		1-3-0		1-3-0		15-9-0					
6-6-0		0-0-0		0-0-0		HOME		1-2-0		1-0-0		4-4-0					
6-7-0		1-0-0		0-0-		AWAY		0-0-0		0-3-0		5-3-0					
6-7-0		0-1-0		0-3-0		NEUTRAL		0-1-0		0-0-0		6-2-0					
13-7-0		0-0-0		0-0-0		CONFERENCE		0-0-0		0-0-0		13-7-0					
5-3-0		0-0-0		0-0-0		HOME		0-0-0		0-0-0		5-3-0					
6-2-0		0-0-0		0-0-0		AWAY		0-0-0		0-0-0		6-2-0					
2-2-0		0-0-0		0-0-0		NEUTRAL		0-0-0		0-0-0		2-2-0					
RPI	S	Opponent		Score		RPI	S	Opponent		Score		RPI	S	Opponent		Score	
15	A	South Fla.		2	1	37	A	Massachusetts		0	4	74	N	Fla. Gulf Coast		4	6
19	N	Florida St.		0	2	49	N	Northwestern		1	12	87	H	Stony Brook		0	2
						50	N	Kansas		3	5	87	H	Stony Brook		5	6
						50	N	Kansas		0	14	94	H	Connecticut		6	2

Non-Div. I Games:

Fairfield

RPI	S	Opponent	Score	
229	H	Rhode Island	4	5
236	A	Canisius	2	1
236	A	Canisius	4	2
236	N	Canisius	4	3
247	H	Siena	4	3
247	H	Siena	2	0
255	H	Rider	1	0
255	H	Rider	7	2
258	A	Niagara	1	2
258	A	Niagara	6	5
264	A	Hartford	10	4
264	A	Hartford	3	2
267	A	UNC Wilmington	6	3
267	N	UNC Wilmington	3	4
268	H	Yale	5	4
268	H	Yale	6	2
270	N	Columbia	4	1
273	A	Manhattan	0	4
273	A	Manhattan	4	0
286	A	Saint Peter's	14	1
286	A	Saint Peter's	6	0

Fairfield

F
a
i
r
f
i
e
l
d

F
a
i
r
f
i
e
l
d

Average RPI Win: 185		WON-LOST	WINNING	LAST 10	STRENGTH OF		OPP. STRENGTH	TEAM	ADJ		CONF.	ADJ CONF.
Average RPI Loss: 95		RECORD	PCT. RANK	GAMES	SCHEDULE		OF SCHEDULE	RPI	RPI		RPI	RPI
DIV. I ONLY		14-30-1	.32222	235	5-4-0		96	112	185		14	17
DIV. I NON-CONF.		6-19-0	.24	252	0-0-0		125	56	218		17	20
TOTALS		RPI 1-25	RPI 26-50		W-L RECORDS		RPI 51-100		RPI 101-150		RPI 150+	
14-30-1		0-4-0	1-7-0		OVERALL		0-11-1		3-3-0		10-5-0	
6-3-0		0-0-0	0-3-0		HOME		0-0-0		0-0-0		6-0-0	
7-12-1		0-1-0	1-3-0		AWAY		0-5-1		2-0-0		4-3-0	
1-15-0		0-3-0	0-1-0		NEUTRAL		0-6-0		1-3-0		0-2-0	
6-19-0		0-4-0	1-3-0		NON-CONFERENCE		0-5-0		3-3-0		2-4-0	
0-0-0		0-0-0	0-0-0		HOME		0-0-0		0-0-0		0-0-0	
5-5-0		0-1-0	1-0-		AWAY		0-0-0		2-0-0		2-2-0	
1-14-0		0-3-0	0-1-0		NEUTRAL		0-5-0		1-3-0		0-2-0	
8-11-1		0-0-0	0-4-0		CONFERENCE		0-6-1		0-0-0		8-1-0	
6-3-0		0-0-0	0-3-0		HOME		0-0-0		0-0-0		6-0-0	
2-7-1		0-0-0	0-1-0		AWAY		0-5-1		0-0-0		2-1-0	
0-1-0		0-0-0	0-0-0		NEUTRAL		0-1-0		0-0-0		0-0-0	
RPI S	Opponent	Score	RPI S	Opponent	Score	RPI S	Opponent	Score	RPI S	Opponent	Score	
7 N	Florida	0 8	40 A	Hofstra	3 2	74 N	Fla. Gulf Coast	1 8	108 A	Long Beach St.	6 4	
15 A	South Fla.	1 8	40 A	Hofstra	0 1	85 A	Albany (NY)	0 5	108 A	Long Beach St.	3 2	
24 N	Oregon St.	0 4	41 A	San Diego St.	0 8	85 A	Albany (NY)	0 8	121 N	Portland St.	2 6	
24 N	Oregon St.	0 13	47 A	Boston U.	2 3	85 A	Albany (NY)	3 4	122 N	San Diego	4 7	
			47 H	Boston U.	3 5	85 N	Albany (NY)	0 2	124 N	LIU Brooklyn	1 0	
			47 H	Boston U.	1 2	87 A	Stony Brook	0 1	133 N	UC Davis	0 2	
			47 H	Boston U.	1 6	87 A	Stony Brook	1 1	162 H	Binghamton	8 2	
			48 N	Illinois St.	4 5	87 A	Stony Brook	0 3	162 H	Binghamton	4 2	
						94 N	Connecticut	0 8	162 H	Binghamton	3 2	
						94 N	Connecticut	2 8	183 A	UC Riverside	3 4	
						95 N	Harvard	2 3	199 A	Cal St. Fullerton	11 3	
						99 N	South Carolina	4 13	212 A	Cal St. Northridge	1 2	
									212 A	Cal St. Northridge	1 0	
									232 N	CSU Bakersfield	0 14	
									232 N	CSU Bakersfield	3 12	
									261 H	UMBC	7 1	
									261 H	UMBC	9 1	
									261 H	UMBC	1 0	
									264 A	Hartford	5 1	
									264 A	Hartford	2 1	
									264 A	Hartford	3 4	
LAST 10 GAMES												
			85 N	Albany (NY)	0 2	47 H	Boston U.	3 5				
			47 A	Boston U.	2 3	261 H	UMBC	1 0				
			264 A	Hartford	3 4	261 H	UMBC	9 1				
			264 A	Hartford	2 1	261 H	UMBC	7 1				
			264 A	Hartford	5 1	87 A	Stony Brook	1 1				
Non-Div. I Games:		Husson	9	0	St. Joseph's (ME)	5	0	Husson	8	0	Maine	

Average RPI Win: 218		WON-LOST	WINNING	LAST 10	STRENGTH OF		OPP. STRENGTH	TEAM	ADJ	CONF.	ADJ CONF.
Average RPI Loss: 94		RECORD	PCT. RANK	GAMES	SCHEDULE		OF SCHEDULE	RPI	RPI	RPI	RPI
DIV. I ONLY		19-32-0	.37255	214	3-7-0		164	115	196	.45961	186
DIV. I NON-CONF.		16-17-0	.48485	135	1-0-0		239	209	193	.46363	189
TOTALS		RPI 1-25	RPI 26-50		W-L RECORDS		RPI 51-100		RPI 101-150		RPI 150+
19-32-0		0-3-0	0-7-0		OVERALL		0-10-0		4-6-0		15-6-0
1-6-0		0-0-0	0-3-0		HOME		0-0-0		0-2-0		1-1-0
7-14-0		0-3-0	0-2-0		AWAY		0-7-0		2-1-0		5-1-0
11-12-0		0-0-0	0-2-0		NEUTRAL		0-3-0		2-3-0		9-4-0
16-17-0		0-0-0	0-4-0		NON-CONFERENCE		0-5-0		2-3-0		14-5-0
0-0-0		0-0-0	0-0-0		HOME		0-0-0		0-0-0		0-0-0
5-5-0		0-0-0	0-0-		AWAY		0-2-0		0-0-0		5-1-0
11-12-0		0-0-0	0-2-0		NEUTRAL		0-3-0		2-3-0		9-4-0
3-15-0		0-3-0	0-3-0		CONFERENCE		0-5-0		2-3-0		1-1-0
1-6-0		0-0-0	0-3-0		HOME		0-0-0		0-2-0		1-1-0
2-9-0		0-3-0	0-0-0		AWAY		0-5-0		2-1-0		0-0-0
0-0-0		0-0-0	0-0-0		NEUTRAL		0-0-0		0-0-0		0-0-0
RPI S	Opponent	Score	RPI S	Opponent	Score	RPI S	Opponent	Score	RPI S	Opponent	Score
12 A	Louisville	0 11	26 H	DePaul	0 4	66 A	Pittsburgh	1 2	109 N	Longwood	3 4
12 A	Louisville	0 3	26 H	DePaul	0 4	66 A	Pittsburgh	0 11	114 A	St. John's (NY)	2 1
12 A	Louisville	0 4	26 H	DePaul	1 8	70 A	Rutgers	0 8	114 A	St. John's (NY)	3 1
			36 N	South Ala.	0 8	70 A	Rutgers	2 3	114 A	St. John's (NY)	1 2
			45 A	UCF	0 5	70 A	Rutgers	0 3	116 N	Robert Morris	0 1
			45 A	UCF	2 3	72 N	Utah	1 5	126 N	Lehigh	4 3
			48 N	Illinois St.	5 6	74 A	Fla. Gulf Coast	0 4	129 N	Kent St.	0 8
						87 N	Stony Brook	3 4	134 N	Temple	4 0
						89 N	Ohio St.	0 5	136 H	Villanova	1 4
						97 A	North Carolina St.	2 9	136 H	Villanova	3 4
									190 A	George Washington	1 0
									194 A	Elon	0 8
									195 H	Providence	0 3
									195 H	Providence	2 0
									204 N	Toledo	8 0
									204 N	Toledo	8 9
									206 N	Saint Francis (PA)	0 1
									206 N	Saint Francis (PA)	1 2
									219 N	Sacred Heart	6 5
									223 N	Liberty	9 2
									223 N	Liberty	2 7
									228 A	Towson	3 1
									239 A	Drexel	3 0
									250 N	Mt. St. Mary's	2 1
									261 A	UMBC	8 0
									266 A	George Mason	2 1
									266 N	George Mason	8 0
LAST 10 GAMES			12 A	Louisville	0 3	195 H	Providence	0 3	239 A	Drexel	3 0
			12 A	Louisville	0 4	195 H	Providence	2 0	250 N	Mt. St. Mary's	2 1
			12 A	Louisville	0 11	228 A	Towson	3 1	261 A	UMBC	8 0
			136 H	Villanova	3 4	114 A	St. John's (NY)	1 2	266 A	George Mason	2 1
			136 H	Villanova	1 4	114 A	St. John's (NY)	3 1	266 N	George Mason	8 0

Non-Div. I Games:

Georgetown

RPI	S	Opponent	Score	
267	N	UNC Wilmington	8	0
279	N	Howard	8	1
279	N	Howard	5	0
285	N	N.C. Central	13	5

Georgetown

G
e
o
r
g
e
t
o
w
n

G
e
o
r
g
e
t
o
w
n

Average RPI Win: 200		WON-LOST	WINNING	LAST 10	STRENGTH OF		OPP. STRENGTH	TEAM	ADJ	CONF.	ADJ CONF.
Average RPI Loss: 135		RECORD	PCT. RANK	GAMES	SCHEDULE		OF SCHEDULE	RPI	RPI	RPI	RPI
DIV. I ONLY		24-28-0	.46154	165	7-3-0		204	205	189	.45896	187
DIV. I NON-CONF.		13-15-0	.46429	153	0-1-0		127	196	149	.48879	148
TOTALS		RPI 1-25	RPI 26-50		W-L RECORDS		RPI 51-100		RPI 101-150		RPI 150+
24-28-0	0-0-0	0-3-0		OVERALL		1-5-0		4-8-0		19-12-0	
9-8-0	0-0-0	0-0-0		HOME		0-0-0		2-4-0		7-4-0	
7-10-0	0-0-0	0-1-0		AWAY		0-1-0		0-3-0		7-5-0	
8-10-0	0-0-0	0-2-0		NEUTRAL		1-4-0		2-1-0		5-3-0	
13-15-0	0-0-0	0-3-0		NON-CONFERENCE		1-5-0		2-5-0		10-2-0	
3-2-0	0-0-0	0-0-0		HOME		0-0-0		0-2-0		3-0-0	
2-5-0	0-0-0	0-0-		AWAY		0-1-0		0-3-0		2-0-0	
8-8-0	0-0-0	0-2-0		NEUTRAL		1-4-0		2-0-0		5-2-0	
11-13-0	0-0-0	0-0-0		CONFERENCE		0-0-0		2-3-0		9-10-0	
6-6-0	0-0-0	0-0-0		HOME		0-0-0		2-2-0		4-4-0	
5-5-0	0-0-0	0-0-0		AWAY		0-0-0		0-0-0		5-5-0	
0-2-0	0-0-0	0-0-0		NEUTRAL		0-0-0		0-1-0		0-1-0	
RPI S	Opponent	Score	RPI S	Opponent	Score	RPI S	Opponent	Score	RPI S	Opponent	Score
			37 N	Massachusetts	2 8	58 N	Purdue	1 10	101 A	Colorado St.	2 6
			45 A	UCF	4 5	67 N	Ball St.	1 9	101 A	Colorado St.	0 8
			50 N	Kansas	0 1	67 N	Ball St.	5 9	101 H	Colorado St.	5 6
						70 N	Rutgers	2 4	101 H	Colorado St.	6 10
						74 N	Fla. Gulf Coast	2 1	113 N	UT Martin	8 6
						100 A	New Mexico	3 11	121 H	Portland St.	8 10
									121 H	Portland St.	4 8
									121 H	Portland St.	10 4
									121 H	Portland St.	4 2
									127 A	Stetson	0 6
									132 N	Sacramento St.	2 9
									138 N	Central Ark.	1 0
									154 A	St. Mary's (CA)	0 4
									154 A	St. Mary's (CA)	9 1
									160 N	Youngstown St.	2 3
									172 A	Utah Valley	1 11
									172 A	Utah Valley	1 2
									172 A	Utah Valley	5 7
									172 A	Utah Valley	6 10
									174 N	Bryant	15 2
									174 N	Bryant	10 7
									175 N	Akron	11 10
									210 H	Weber St.	1 3
									210 H	Weber St.	13 6
									210 H	Weber St.	6 15
									210 H	Weber St.	12 4
									228 N	Towson	1 2
LAST 10 GAMES			101 H	Colorado St.	5 6	233 H	Idaho St.	9 10	210 H	Weber St.	1 3
			230 A	Seattle	9 2	233 H	Idaho St.	8 6	210 H	Weber St.	13 6
			230 A	Seattle	6 3	233 H	Idaho St.	11 10	210 H	Weber St.	6 15
			230 A	Seattle	2 0	233 H	Idaho St.	2 4	210 H	Weber St.	12 4
			230 A	Seattle	7 6	121 H	Portland St.	10 4	228 N	Towson	1 2

Non-Div. I Games: UC-Colo. Springs 7 4

Northern Colo.

RPI	S	Opponent	Score	
230	A	Seattle	9	2
230	A	Seattle	6	3
230	A	Seattle	2	0
230	A	Seattle	7	6
233	H	Idaho St.	2	4
233	H	Idaho St.	9	10
233	H	Idaho St.	8	6
233	H	Idaho St.	11	10
237	H	South Dakota St.	3	2
237	H	South Dakota St.	8	7
237	H	South Dakota St.	2	1
240	N	Jackson St.	3	1
244	A	Southeastern La.	6	5
254	N	Santa Clara	7	8
267	N	UNC Wilmington	5	1
288	A	Southern U.	13	4

Northern Colo.

N
o
r
t
h
e
r
n
C
o
l
o
.

N
o
r
t
h
e
r
n
C
o
l
o
.

[illegible]

Non-Div. I Games:

Appalachian St.

RPI	S	Opponent	Score	
221	A	Samford	4	5
225	H	East Tenn. St.	13	9
247	N	Presbyterian	6	5
275	N	Alabama St.	17	8
285	H	N.C. Central	6	1
285	H	N.C. Central	12	1
285	N	N.C. Central	11	0
285	N	N.C. Central	9	1

Appalachian St.

A
P
P
a
l
a
c
h
i
a
n
S
t
.

A
P
P
a
l
a
c
h
i
a
n
S
t
.

Average RPI Win:		139	WON-LOST RECORD		WINNING PCT. RANK	LAST 10 GAMES	STRENGTH OF SCHEDULE		OPP. STRENGTH OF SCHEDULE	TEAM RPI	ADJ RPI	CONF. RPI	ADJ CONF. RPI				
Average RPI Loss:		97															
DIV. I ONLY			13-36-0		.26531	259	1-9-0		91	90	199	.45805	189	17	14		
DIV. I NON-CONF.			8-20-0		.28571	241	0-0-0		24	31	130	.49994	127	12	12		
TOTALS		RPI 1-25		RPI 26-50		W-L RECORDS		RPI 51-100		RPI 101-150		RPI 150+					
13-36-0		0-7-0		1-0-0		OVERALL		3-11-0		2-12-0		7-6-0					
5-14-0		0-2-0		0-0-0		HOME		0-4-0		1-3-0		4-5-0					
1-11-0		0-2-0		0-0-0		AWAY		1-3-0		0-6-0		0-0-0					
7-11-0		0-3-0		1-0-0		NEUTRAL		2-4-0		1-3-0		3-1-0					
8-20-0		0-7-0		1-0-0		NON-CONFERENCE		3-8-0		1-4-0		3-1-0					
0-7-0		0-2-0		0-0-0		HOME		0-4-0		0-1-0		0-0-0					
1-2-0		0-2-0		0-0-		AWAY		1-0-0		0-0-0		0-0-0					
7-11-0		0-3-0		1-0-0		NEUTRAL		2-4-0		1-3-0		3-1-0					
5-16-0		0-0-0		0-0-0		CONFERENCE		0-3-0		1-8-0		4-5-0					
5-7-0		0-0-0		0-0-0		HOME		0-0-0		1-2-0		4-5-0					
0-9-0		0-0-0		0-0-0		AWAY		0-3-0		0-6-0		0-0-0					
0-0-0		0-0-0		0-0-0		NEUTRAL		0-0-0		0-0-0		0-0-0					
RPI	S	Opponent		Score		RPI	S	Opponent		Score		RPI	S	Opponent		Score	
2	N	California		1	4	27	N	Texas Tech		3	0	57	N	Boise St.		1	7
3	A	Arizona St.		0	8							60	A	Fresno St.		4	3
6	N	Oregon		1	11							64	N	Nebraska		14	7
16	H	UCLA		5	14							67	H	Ball St.		2	3
16	H	UCLA		0	14							67	H	Ball St.		4	9
20	A	Stanford		0	10							69	H	Lipscomb		3	12
25	N	Georgia Tech		5	8							69	H	Lipscomb		1	2
												92	N	Ole Miss		4	6
												96	A	Pacific		2	3
												96	A	Pacific		1	2
												96	A	Pacific		3	8
												98	N	San Jose St.		3	15
												98	N	San Jose St.		4	8
												100	N	New Mexico		4	2
								</									

Non-Div. I Games:

Cal Poly

Average RPI Win:		208	WON-LOST RECORD		WINNING PCT. RANK		LAST 10 GAMES		STRENGTH OF SCHEDULE		OPP. STRENGTH OF SCHEDULE		TEAM RPI		ADJ RPI		CONF. RPI		ADJ CONF. RPI	
DIV. I ONLY			25-30-0		.45455 172		7-3-0		192		198		185		.4579 190		19		19	
DIV. I NON-CONF.			11-18-0		.37931 200		1-0-0		235		236		234		.42644 235		19		19	
TOTALS		RPI 1-25		RPI 26-50		W-L RECORDS		RPI 51-100		RPI 101-150		RPI 150+								
25-30-0		0-0-0		0-5-0		OVERALL		1-9-0		3-0-0		21-16-0								
12-11-0		0-0-0		0-2-0		HOME		0-2-0		1-0-0		11-7-0								
9-7-0		0-0-0		0-1-0		AWAY		0-2-0		2-0-0		7-4-0								
4-12-0		0-0-0		0-2-0		NEUTRAL		1-5-0		0-0-0		3-5-0								
11-18-0		0-0-0		0-1-0		NON-CONFERENCE		0-6-0		1-0-0		10-11-0								
7-4-0		0-0-0		0-0-0		HOME		0-0-0		1-0-0		6-4-0								
3-5-0		0-0-0		0-0-		AWAY		0-2-0		0-0-0		3-2-0								
1-9-0		0-0-0		0-0-0		NEUTRAL		0-4-0		0-0-0		1-5-0								
14-12-0		0-0-0		0-4-0		CONFERENCE		1-3-0		2-0-0		11-5-0								
5-7-0		0-0-0		0-2-0		HOME		0-2-0		0-0-0		5-3-0								
6-2-0		0-0-0		0-0-0		AWAY		0-0-0		2-0-0		4-2-0								
3-3-0		0-0-0		0-2-0		NEUTRAL		1-1-0		0-0-0		2-0-0								
RPI	S	Opponent	Score	RPI	S	Opponent	Score	RPI	S	Opponent	Score	RPI	S	Opponent	Score					
33	A	Auburn	0 3	51	N	Ga. Southern	1 11	116	H	Robert Morris	2 1									
37	H	Massachusetts	0 8	55	N	Marshall	2 4	134	A	Temple	11 7									
37	H	Massachusetts	0 2	66	N	Pittsburgh	5 8	134	A	Temple	4 2									
37	N	Massachusetts	2 5	66	N	Pittsburgh	7 9	151	H	Charlotte	3 4									
37	N	Massachusetts	2 3	91	A	Coastal Caro.	4 7	151	H	Charlotte	2 4									
				93	H	Fordham	1 5	151	N	Charlotte	9 2									
				93	H	Fordham	1 2	153	A	James Madison	4 2									
				93	N	Fordham	4 1	153	A	James Madison	4 5									
				93	N	Fordham	0 4	155	N	Louisiana Tech	2 4									
				99	A	South Carolina	2 4	170	H	Army	4 5									
								171	A	Saint Joseph's	12 4									
								171	A	Saint Joseph's	1 6									
								171	N	Saint Joseph's	1 0									
								177	A	Saint Louis	2 0									
								177	A	Saint Louis	1 2									
								186	H	Georgetown	0 1									
								188	N	Appalachian St.	2 8									
								194	N	Elon	1 4									
								196	H	Dayton	5 6									
								196	H	Dayton	4 0									
								203	H	Buffalo	5 6									
								214	A	St. Bonaventure	9 0									
								214	A	St. Bonaventure	17 0									
								228	H	Towson	6 5									
								229	H	Rhode Island	5 1									
								229	H	Rhode Island	3 2									
								235	N	Evansville	6 11									
LAST 10 GAMES																				
37	N	Massachusetts	2 3	177	A	Saint Louis	1 2	214	A	St. Bonaventure	17 0									
171	N	Saint Joseph's	1 0	177	A	Saint Louis	2 0	228	H	Towson	6 5									
93	N	Fordham	4 1	214	A	St. Bonaventure	17 0	229	H	Rhode Island	5 1									
37	N	Massachusetts	2 5	214	A	St. Bonaventure	9 0	229	H	Rhode Island	3 2									
151	N	Charlotte	9 2	266	H	George Mason	7 3													

Non-Div. I Games:

George Washington

RPI	S	Opponent	Score	
239	H	Drexel	0	3
247	A	Siena	1	0
247	N	Presbyterian	5	0
250	H	Mt. St. Mary's	3	0
250	H	Mt. St. Mary's	5	4
261	A	UMBC	4	7
263	H	Hampton	5	0
263	H	Hampton	3	2
265	H	La Salle	4	1
265	H	La Salle	5	1
266	A	George Mason	7	5
266	H	George Mason	7	3
266	N	George Mason	4	5

George Washington

G
e
o
r
g
e
W
a
s
h
i
n
g
t
o
n

G
e
o
r
g
e
W
a
s
h
i
n
g
t
o
n

[illegible]

Non-Div. I Games:

Campbell

RPI	S	Opponent	Score	
239	H	Drexel	6	1
244	N	Southeastern La.	3	2
247	H	Presbyterian	8	0
247	H	Presbyterian	3	1
247	H	Presbyterian	3	4
256	N	Tennessee St.	1	6
256	N	Tennessee St.	2	3
263	H	Hampton	8	0
263	H	Hampton	11	2
267	H	UNC Wilmington	2	1
267	H	UNC Wilmington	7	3
267	N	UNC Wilmington	2	0
275	N	Alabama St.	6	0
285	H	N.C. Central	5	2
285	H	N.C. Central	9	1
285	H	N.C. Central	12	1
285	H	N.C. Central	7	2

Campbell

C
a
m
p
b
e
l
l

C
a
m
p
b
e
l
l

Average RPI Win: 186		WON-LOST	WINNING	LAST 10	STRENGTH OF		OPP. STRENGTH	TEAM	ADJ	CONF.	ADJ CONF.						
Average RPI Loss: 135		RECORD	PCT. RANK	GAMES	SCHEDULE		OF SCHEDULE	RPI	RPI	RPI	RPI						
DIV. I ONLY		23-31-0	.42593	190	4-6-0		189	183	193	.45731	192	24	24				
DIV. I NON-CONF.		13-18-0	.41935	176	1-2-0		178	147	178	.46866	181	25	24				
<hr/>																	
TOTALS		RPI 1-25		RPI 26-50		W-L RECORDS		RPI 51-100		RPI 101-150		RPI 150+					
23-31-0		0-1-0		0-2-0		OVERALL		2-9-0		4-5-0		17-14-0					
8-9-0		0-0-0		0-0-0		HOME		0-4-0		2-3-0		6-2-0					
8-14-0		0-0-0		0-1-0		AWAY		1-5-0		1-0-0		6-8-0					
7-8-0		0-1-0		0-1-0		NEUTRAL		1-0-0		1-2-0		5-4-0					
13-18-0		0-1-0		0-2-0		NON-CONFERENCE		2-6-0		3-3-0		8-6-0					
3-2-0		0-0-0		0-0-0		HOME		0-1-0		1-1-0		2-0-0					
3-8-0		0-0-0		0-0-		AWAY		1-5-0		1-0-0		1-2-0					
7-8-0		0-1-0		0-1-0		NEUTRAL		1-0-0		1-2-0		5-4-0					
10-13-0		0-0-0		0-0-0		CONFERENCE		0-3-0		1-2-0		9-8-0					
5-7-0		0-0-0		0-0-0		HOME		0-3-0		1-2-0		4-2-0					
5-6-0		0-0-0		0-0-0		AWAY		0-0-0		0-0-0		5-6-0					
0-0-0		0-0-0		0-0-0		NEUTRAL		0-0-0		0-0-0		0-0-0					
RPI	S	Opponent		Score		RPI	S	Opponent		Score		RPI	S	Opponent		Score	
21	N	Michigan		0	4	33	A	Auburn		4	12	52	N	Maryland		8	0
						34	N	Kentucky		0	3	54	A	Miami (OH)		1	0
												55	A	Marshall		2	6
												67	H	Ball St.		4	5
												77	A	Southern Ill.		6	8
												83	H	Valparaiso		0	10
												83	H	Valparaiso		6	8
												83	H	Valparaiso		2	4
												89	A	Ohio St.		0	6
												89	A	Ohio St.		2	6
												90	A	Indiana		2	4

Non-Div. I Games:

Wright St.

Wright St.

Through Games Of June 6, 2012 (FINAL)

RPI	S	Opponent	Score	
217	H	Green Bay	3	7
217	H	Green Bay	5	1
217	H	Green Bay	1	2
238	N	North Dakota	7	1
245	A	Cleveland St.	6	2
245	A	Cleveland St.	2	6
245	A	Cleveland St.	1	2
261	N	UMBC	8	0
262	H	Detroit	8	0
262	H	Detroit	8	1
262	H	Detroit	3	1
263	N	Hampton	8	11
275	N	Alabama St.	6	3

Wright St.

W
r
i
g
h
t
S
t
.

W
r
i
g
h
t
S
t
.

Average RPI Win: 149		WON-LOST	WINNING	LAST 10	STRENGTH OF		OPP. STRENGTH	TEAM	ADJ		CONF.	ADJ CONF.
Average RPI Loss: 70		RECORD	PCT. RANK	GAMES	SCHEDULE		OF SCHEDULE	RPI	RPI		RPI	RPI
DIV. I ONLY		11-42-0	.20755	274	0-10-0		68	44	203		.45714	193
DIV. I NON-CONF.		11-18-0	.37931	200	0-1-0		49	55	122		.50583	121
TOTALS		RPI 1-25	RPI 26-50		W-L RECORDS		RPI 51-100		RPI 101-150		RPI 150+	
11-42-0		0-11-0	1-7-0		OVERALL		1-15-0		3-4-0		6-5-0	
0-15-0		0-1-0	0-3-0		HOME		0-9-0		0-0-0		0-2-0	
3-18-0		0-5-0	0-1-0		AWAY		1-5-0		1-3-0		1-3-0	
8-9-0		0-4-0	1-3-0		NEUTRAL		0-1-0		2-1-0		5-0-0	
11-18-0		0-8-0	1-4-0		NON-CONFERENCE		1-0-0		3-1-0		6-5-0	
0-2-0		0-0-0	0-0-0		HOME		0-0-0		0-0-0		0-2-0	
3-8-0		0-4-0	0-0-		AWAY		1-0-0		1-0-0		1-3-0	
8-8-0		0-4-0	1-3-0		NEUTRAL		0-0-0		2-1-0		5-0-0	
0-24-0		0-3-0	0-3-0		CONFERENCE		0-15-0		0-3-0		0-0-0	
0-13-0		0-1-0	0-3-0		HOME		0-9-0		0-0-0		0-0-0	
0-10-0		0-2-0	0-0-0		AWAY		0-5-0		0-3-0		0-0-0	
0-1-0		0-0-0	0-0-0		NEUTRAL		0-1-0		0-0-0		0-0-0	
RPI S	Opponent	Score	RPI S	Opponent	Score	RPI S	Opponent	Score	RPI S	Opponent	Score	
7 A	Florida	0 8	29 A	Notre Dame	1 7	58 A	Purdue	0 2	103 A	Penn St.	5 7	
7 A	Florida	1 11	31 N	Tulsa	6 4	58 A	Purdue	6 10	103 A	Penn St.	5 11	
7 A	Florida	4 15	33 N	Auburn	1 4	58 A	Purdue	4 8	103 A	Penn St.	3 4	
12 N	Louisville	1 4	37 N	Massachusetts	6 7	59 N	Illinois	0 8	118 N	Charleston So.	4 3	
16 A	UCLA	3 14	44 N	UAB	2 3	63 A	FIU	8 2	119 N	Loyola Marymount	6 5	
20 N	Stanford	0 11	49 H	Northwestern	0 8	64 A	Nebraska	3 5	120 A	Central Mich.	6 1	
21 A	Michigan	0 5	49 H	Northwestern	1 15	64 A	Nebraska	0 3	120 N	Central Mich.	4 8	
21 A	Michigan	0 2	49 H	Northwestern	1 5	80 H	Iowa	0 6	156 A	Fla. Atlantic	3 4	
21 H	Michigan	0 8				80 H	Iowa	1 7	166 H	Butler	1 8	
24 N	Oregon St.	6 11				80 H	Iowa	1 4	167 H	Eastern Mich.	3 6	
24 N	Oregon St.	2 5				89 H	Ohio St.	1 14	178 N	Ill.-Chicago	11 3	
						89 H	Ohio St.	4 9	182 N	Utah St.	3 2	
						89 H	Ohio St.	4 6	183 A	UC Riverside	15 6	
						90 H	Indiana	2 4	192 N	Wright St.	4 2	
						90 H	Indiana	5 6	199 A	Cal St. Fullerton	7 11	
						90 H	Indiana	5 6	199 A	Cal St. Fullerton	10 13	
									211 N	Southern Miss.	3 2	
									238 N	North Dakota	8 6	
LAST 10 GAMES												
			90 H	Indiana	5 6	49 H	Northwestern	1 15				
			90 H	Indiana	5 6	64 A	Nebraska	3 5				
			90 H	Indiana	2 4	64 A	Nebraska	0 3				
			49 H	Northwestern	0 8	29 A	Notre Dame	1 7				
			49 H	Northwestern	1 5	80 H	Iowa	1 4				

Non-Div. I Games:

Michigan St.

Average RPI Win:	196	WON-LOST	WINNING	LAST 10	STRENGTH OF	OPP. STRENGTH	TEAM	ADJ	CONF.	ADJ CONF.		
Average RPI Loss:	141	RECORD	PCT. RANK	GAMES	SCHEDULE	OF SCHEDULE	RPI	RPI	RPI	RPI		
DIV. I ONLY		24-27-0	.47059	162	4-6-0	222	209	191	.45701	194	15	15
DIV. I NON-CONF.		13-10-0	.56522	99	1-1-0	274	251	192	.46143	191	15	15
<hr/>												
TOTALS	RPI 1-25	RPI 26-50		W-L RECORDS		RPI 51-100		RPI 101-150		RPI 150+		
24-27-0	1-0-0	0-1-0		OVERALL		2-7-0		1-5-0		20-14-0		
12-9-0	0-0-0	0-1-0		HOME		0-0-0		1-2-0		11-6-0		
5-15-0	0-0-0	0-0-0		AWAY		1-6-0		0-2-0		4-7-0		
7-3-0	1-0-0	0-0-0		NEUTRAL		1-1-0		0-1-0		5-1-0		
13-10-0	1-0-0	0-1-0		NON-CONFERENCE		2-0-0		0-2-0		10-7-0		
5-4-0	0-0-0	0-1-0		HOME		0-0-0		0-0-0		5-3-0		
2-5-0	0-0-0	0-0-		AWAY		1-0-0		0-2-0		1-3-0		
6-1-0	1-0-0	0-0-0		NEUTRAL		1-0-0		0-0-0		4-1-0		
11-17-0	0-0-0	0-0-0		CONFERENCE		0-7-0		1-3-0		10-7-0		
7-5-0	0-0-0	0-0-0		HOME		0-0-0		1-2-0		6-3-0		
3-10-0	0-0-0	0-0-0		AWAY		0-6-0		0-0-0		3-4-0		
1-2-0	0-0-0	0-0-0		NEUTRAL		0-1-0		0-1-0		1-0-0		
RPI	S	Opponent	Score	RPI	S	Opponent	Score	RPI	S	Opponent	Score	
25	N	Georgia Tech	6 3	28	H	North Carolina	0 6	51	A	Ga. Southern	0 4	
								51	A	Ga. Southern	5 6	
								51	A	Ga. Southern	0 5	
								62	A	Chattanooga	11 14	
								62	A	Chattanooga	3 4	
								62	A	Chattanooga	2 9	
								62	N	Chattanooga	1 8	
								75	N	Kennesaw St.	5 0	
								97	A	North Carolina St.	7 1	

Non-Div. I Games:

Elon

RPI	S	Opponent	Score	
221	H	Samford	3	4
221	H	Samford	2	6
223	H	Liberty	4	1
229	N	Rhode Island	2	10
244	N	Southeastern La.	7	5
247	H	Presbyterian	2	0
247	N	Presbyterian	2	1
247	N	Presbyterian	11	5
274	H	Bucknell	0	2
276	A	N.C. A&T	7	1
276	A	N.C. A&T	4	5
285	H	N.C. Central	15	6
285	H	N.C. Central	8	2

Elon

E
l
o
n

E
l
o
n

Average RPI Win: 153		WON-LOST	WINNING	LAST 10	STRENGTH OF		OPP. STRENGTH	TEAM	ADJ	CONF.	ADJ CONF.		
Average RPI Loss: 118		RECORD	PCT. RANK	GAMES	SCHEDULE		OF SCHEDULE	RPI	RPI	RPI	RPI		
DIV. I ONLY		17-36-0	.32075	237	3-7-0		110	121	194	.45627	195	5	5
DIV. I NON-CONF.		10-21-0	.32258	227	1-2-0		175	207	225	.43761	225	6	6
TOTALS		RPI 1-25	RPI 26-50		W-L RECORDS		RPI 51-100		RPI 101-150		RPI 150+		
17-36-0		0-2-0	1-7-0		OVERALL		2-8-0		5-4-0		9-15-0		
5-11-0		0-0-0	0-3-0		HOME		1-3-0		2-1-0		2-4-0		
9-14-0		0-2-0	1-4-0		AWAY		0-1-0		3-0-0		5-7-0		
3-11-0		0-0-0	0-0-0		NEUTRAL		1-4-0		0-3-0		2-4-0		
10-21-0		0-0-0	0-2-0		NON-CONFERENCE		2-5-0		1-2-0		7-12-0		
3-2-0		0-0-0	0-0-0		HOME		1-0-0		1-0-0		1-2-0		
4-9-0		0-0-0	0-0-		AWAY		0-1-0		0-0-0		4-6-0		
3-10-0		0-0-0	0-0-0		NEUTRAL		1-4-0		0-2-0		2-4-0		
7-15-0		0-2-0	1-5-0		CONFERENCE		0-3-0		4-2-0		2-3-0		
2-9-0		0-0-0	0-3-0		HOME		0-3-0		1-1-0		1-2-0		
5-5-0		0-2-0	1-2-0		AWAY		0-0-0		3-0-0		1-1-0		
0-1-0		0-0-0	0-0-0		NEUTRAL		0-0-0		0-1-0		0-0-0		
RPI S	Opponent	Score	RPI S	Opponent	Score	RPI S	Opponent	Score	RPI S	Opponent	Score		
15 A	South Fla.	0 5	26 A	DePaul	0 2	59 N	Illinois	1 3	104 H	Boston College	7 6		
15 A	South Fla.	0 5	26 A	DePaul	1 5	63 A	FIU	0 8	104 N	Boston College	1 13		
			26 A	DePaul	3 2	66 H	Pittsburgh	4 5	114 H	St. John's (NY)	4 3		
			29 H	Notre Dame	2 14	66 H	Pittsburgh	1 2	114 H	St. John's (NY)	1 4		
			29 H	Notre Dame	3 5	66 H	Pittsburgh	2 6	129 N	Kent St.	2 3		
			29 H	Notre Dame	4 8	68 N	Minnesota	4 3	136 A	Villanova	1 0		
			47 A	Boston U.	3 5	79 N	Western Ky.	1 5	136 A	Villanova	6 3		
			47 A	Boston U.	1 3	81 N	Jacksonville	0 8	136 A	Villanova	5 2		
						95 H	Harvard	3 2	136 N	Villanova	5 7		
						99 N	South Carolina	3 11	156 A	Fla. Atlantic	9 0		
									158 N	Iona	1 8		
									169 H	Seton Hall	2 1		
									169 H	Seton Hall	1 8		
									169 H	Seton Hall	0 2		
									174 A	Bryant	6 9		
									178 N	Ill.-Chicago	9 8		
									184 A	Fairfield	8 0		
									184 H	Fairfield	3 5		
									184 H	Fairfield	3 5		
									184 H	Fairfield	4 2		
									186 A	Georgetown	3 0		
									186 A	Georgetown	0 2		
									197 N	Florida A&M	1 5		
									198 A	Bethune-Cookman	2 13		
									198 A	Bethune-Cookman	2 4		
									198 N	Bethune-Cookman	1 6		
									198 N	Bethune-Cookman	3 2		
LAST 10 GAMES			26 A	DePaul	1 5	29 H	Notre Dame	4 8					
			26 A	DePaul	3 2	29 H	Notre Dame	3 5					
			26 A	DePaul	0 2	47 A	Boston U.	1 3					
			104 H	Boston College	7 6	47 A	Boston U.	3 5					
			29 H	Notre Dame	2 14	186 A	Georgetown	3 0					

Non-Div. I Games:

Providence

RPI	S	Opponent	Score	
228	A	Towson	3	8
228	N	Towson	1	8
229	A	Rhode Island	2	3
229	A	Rhode Island	3	6
268	A	Yale	8	0
268	A	Yale	4	3

Providence

Average RPI Win: 190		WON-LOST	WINNING	LAST 10	STRENGTH OF		OPP. STRENGTH	TEAM	ADJ		CONF.	ADJ CONF.										
Average RPI Loss: 137		RECORD	PCT. RANK	GAMES	SCHEDULE		OF SCHEDULE	RPI	RPI		RPI	RPI										
DIV. I ONLY		22-29-0	.43137	186	4-6-0		190	190	192	.45626	196	19										
DIV. I NON-CONF.		13-19-0	.40625	185	0-2-0		187	200	197	.45772	199	19										
<hr/>																						
TOTALS		RPI 1-25		RPI 26-50		W-L RECORDS		RPI 51-100		RPI 101-150		RPI 150+										
22-29-0		0-0-0		0-4-0		OVERALL		2-9-0		1-2-0		19-14-0										
9-7-0		0-0-0		0-0-0		HOME		1-2-0		1-0-0		7-5-0										
7-17-0		0-0-0		0-4-0		AWAY		1-5-0		0-2-0		6-6-0										
6-5-0		0-0-0		0-0-0		NEUTRAL		0-2-0		0-0-0		6-3-0										
13-19-0		0-0-0		0-2-0		NON-CONFERENCE		1-8-0		0-2-0		12-7-0										
3-2-0		0-0-0		0-0-0		HOME		0-1-0		0-0-0		3-1-0										
4-12-0		0-0-0		0-0-		AWAY		1-5-0		0-2-0		3-3-0										
6-5-0		0-0-0		0-0-0		NEUTRAL		0-2-0		0-0-0		6-3-0										
9-10-0		0-0-0		0-2-0		CONFERENCE		1-1-0		1-0-0		7-7-0										
6-5-0		0-0-0		0-0-0		HOME		1-1-0		1-0-0		4-4-0										
3-5-0		0-0-0		0-2-0		AWAY		0-0-0		0-0-0		3-3-0										
0-0-0		0-0-0		0-0-0		NEUTRAL		0-0-0		0-0-0		0-0-0										
RPI	S	Opponent		Score		RPI	S	Opponent		Score		RPI	S	Opponent		Score						
						37	A	Massachusetts	1	3			54	A	Miami (OH)	0	9	134	H	Temple	3	2
						37	A	Massachusetts	1	13			54	A	Miami (OH)	0	8	144	A	Ohio	8	15
						43	A	Texas St.	0	7			62	A	Chattanooga	0	19	144	A	Ohio	7	10
						43	A	Texas St.	0	3			67	N	Ball St.	0	6	151	A	Charlotte	6	4
													67	N	Ball St.	3	6	151	A	Charlotte	2	4
													70	H	Rutgers	0	8	159	A	Eastern Ky.	2	1
													82	A	S.C. Upstate	3	1	159	A	Eastern Ky.	5	3
													82	A	S.C. Upstate	2	4	163	N	Tennessee Tech	2	8
													89	A	Ohio St.	2	3	167	N	Eastern Mich.	7	1
													93	H	Fordham	0	11	171	H	Saint Joseph's	2	1
													93	H	Fordham	2	1	171	H	Saint Joseph's	3	1
																		175	H	Akron	2	1
																		175	H	Akron	3	1
																		177	H	Saint Louis	2	3
																		177	H	Saint Louis	3	2
																		188	N	Appalachian St.	7	3
																		188	N	Appalachian St.	2	4
																		190	A	George Washington	0	4
																		190	A	George Washington	6	5
																		192	A	Wright St.	5	6
																		192	A	Wright St.	1	5
																		214	H	St. Bonaventure	6	8
																		214	H	St. Bonaventure	0	4
																		216	N	Belmont	11	3
																		220	N	Texas-Arlington	2	5
																		226	A	IUPUI	5	10
																		226	A	IUPUI	2	1
<hr/>																						
LAST 10 GAMES						LAST 10 GAMES						LAST 10 GAMES										
						151	A	Charlotte	6	4			93	H	Fordham	2	1	214	H	St. Bonaventure	0	4
						151	A	Charlotte	2	4			144	A	Ohio	7	10	216	N	Belmont	11	3
						265	H	La Salle	3	1			144	A	Ohio	8	15	220	N	Texas-Arlington	2	5
						265	H	La Salle	1	3			190	A	George Washington	0	4	226	A	IUPUI	5	10
						93	H	Fordham	0	11			190	A	George Washington	6	5	226	A	IUPUI	2	1

Non-Div. I Games:

Dayton

RPI	S	Opponent	Score
229	A	Rhode Island	2 4
229	A	Rhode Island	6 1
245	N	Cleveland St.	11 10
258	N	Niagara	9 0
262	H	Detroit	3 5
262	H	Detroit	5 1
265	H	La Salle	1 3
265	H	La Salle	3 1
285	N	N.C. Central	18 1

Dayton

Average RPI Win: 229		WON-LOST RECORD		WINNING PCT. RANK		LAST 10 GAMES		STRENGTH OF SCHEDULE		OPP. STRENGTH OF SCHEDULE		TEAM RPI		ADJ RPI		CONF. RPI		ADJ CONF. RPI					
DIV. I ONLY		28-29-0		.49123 147		8-2-0		214		238		183		.4542 197		30		30					
DIV. I NON-CONF.		14-23-0		.37838 206		0-0-0		158		131		191		.46559 188		30		30					
TOTALS		RPI 1-25		RPI 26-50		W-L RECORDS		RPI 51-100		RPI 101-150		RPI 150+											
28-29-0		0-2-0		0-4-0		OVERALL		3-9-0		0-6-0		25-8-0											
9-8-0		0-1-0		0-0-0		HOME		2-3-0		0-2-0		7-2-0											
3-5-0		0-1-0		0-0-0		AWAY		0-1-0		0-0-0		3-3-0											
16-16-0		0-0-0		0-4-0		NEUTRAL		1-5-0		0-4-0		15-3-0											
14-23-0		0-2-0		0-4-0		NON-CONFERENCE		3-9-0		0-6-0		11-2-0											
2-6-0		0-1-0		0-0-0		HOME		2-3-0		0-2-0		0-0-0											
0-3-0		0-1-0		0-0-		AWAY		0-1-0		0-0-0		0-1-0											
12-14-0		0-0-0		0-4-0		NEUTRAL		1-5-0		0-4-0		11-1-0											
14-6-0		0-0-0		0-0-0		CONFERENCE		0-0-0		0-0-0		14-6-0											
7-2-0		0-0-0		0-0-0		HOME		0-0-0		0-0-0		7-2-0											
3-2-0		0-0-0		0-0-0		AWAY		0-0-0		0-0-0		3-2-0											
4-2-0		0-0-0		0-0-0		NEUTRAL		0-0-0		0-0-0		4-2-0											
RPI	S	Opponent		Score		RPI	S	Opponent		Score		RPI	S	Opponent		Score		RPI	S	Opponent		Score	
19	A	Florida St.		3	5	31	N	Tulsa		6	11	52	N	Maryland		9	0	119	N	Loyola Marymount		0	9
19	H	Florida St.		1	10	33	N	Auburn		0	9	62	N	Chattanooga		3	5	124	N	LIU Brooklyn		1	3
						45	N	UCF		1	9	63	N	FIU		1	5	126	N	Lehigh		1	6
						47	N	Boston U.		2	3	65	H	Troy		2	4	137	H	Mercer		1	10
												74	H	Fla. Gulf Coast		5	3	137	H	Mercer		3	4
												74	H	Fla. Gulf Coast		1	4	147	N	Mississippi Val.		0	8
												81	A	Jacksonville		0	4	156	A	Fla. Atlantic		2	3
												88	H	North Florida		2	8	156	N	Fla. Atlantic		6	3
												88	H	North Florida		2	1	174	N	Bryant		5	3
												88	N	North Florida		8	12	195	N	Providence		5	1
												89	N	Ohio St.		1	7	198	H	Bethune-Cookman		6	5
												91	N	Coastal Caro.		0	3	198	H	Bethune-Cookman		8	0
																		198	H	Bethune-Cookman		6	3
																		198	N	Bethune-Cookman		1	2
																		208	N	Western Caro.		4	5
																		219	N	Sacred Heart		5	1
																		249	N	Dartmouth		2	1
																		252	A	Savannah St.		0	2
																		252	A	Savannah St.		3	2
																		252	A	Savannah St.		4	6
																		252	N	Savannah St.		8	0
																		253	N	Norfolk St.		7	4
																		260	N	Coppin St.		5	1
																		262	N	Detroit		8	0
																		263	N	Hampton		12	4
																		263	N	Hampton		6	15
																		268	N	Yale		12	3
LAST 10 GAMES				198 N Bethune-Cookman 1 2				263 N Hampton 6 15				260 N Coppin St. 5 1											
				253 N Norfolk St. 7 4				198 H Bethune-Cookman 8 0				262 N Detroit 8 0											
				263 N Hampton 12 4				198 H Bethune-Cookman 6 5				263 N Hampton 12 4											
				252 N Savannah St. 8 0				198 H Bethune-Cookman 6 3				263 N Hampton 6 15											
				260 N Coppin St. 5 1				281 H South Carolina St. 4 0				268 N Yale 12 3											

Non-Div. I Games:

Florida A&M

RPI	S	Opponent	Score	
276	H	N.C. A&T	13	0
276	H	N.C. A&T	5	9
276	H	N.C. A&T	3	8
277	N	Holy Cross	1	0
278	N	Lafayette	5	4
281	H	South Carolina St.	4	0
281	H	South Carolina St.	9	0
281	H	South Carolina St.	7	1
282	N	Alabama A&M	10	2
285	A	N.C. Central	4	2
285	A	N.C. Central	4	1
287	N	Grambling	11	2

Florida A&M

F
l
o
r
i
d
a

A
&
M

F
l
o
r
i
d
a

A
&
M

Average RPI Win:		236	WON-LOST RECORD		WINNING PCT. RANK		LAST 10 GAMES		STRENGTH OF SCHEDULE		OPP. STRENGTH OF SCHEDULE		TEAM RPI		ADJ RPI		CONF. RPI		ADJ CONF. RPI				
DIV. I ONLY			30-31-0		.4918 146		4-6-0		252		219		200		.45405 198		30		30				
DIV. I NON-CONF.			14-27-0		.34146 222		0-3-0		212		128		227		.44142 220		30		30				
TOTALS		RPI 1-25		RPI 26-50		W-L RECORDS		RPI 51-100		RPI 101-150		RPI 150+											
30-31-0		0-2-0		0-4-0		OVERALL		1-6-0		2-8-0		27-11-0											
15-5-0		0-0-0		0-1-0		HOME		1-1-0		0-2-0		14-1-0											
7-11-0		0-2-0		0-1-0		AWAY		0-1-0		1-3-0		6-4-0											
8-15-0		0-0-0		0-2-0		NEUTRAL		0-4-0		1-3-0		7-6-0											
14-27-0		0-2-0		0-4-0		NON-CONFERENCE		1-6-0		2-8-0		11-7-0											
9-4-0		0-0-0		0-1-0		HOME		1-1-0		0-2-0		8-0-0											
1-8-0		0-2-0		0-0-		AWAY		0-1-0		1-3-0		0-1-0											
4-15-0		0-0-0		0-2-0		NEUTRAL		0-4-0		1-3-0		3-6-0											
16-4-0		0-0-0		0-0-0		CONFERENCE		0-0-0		0-0-0		16-4-0											
6-1-0		0-0-0		0-0-0		HOME		0-0-0		0-0-0		6-1-0											
6-3-0		0-0-0		0-0-0		AWAY		0-0-0		0-0-0		6-3-0											
4-0-0		0-0-0		0-0-0		NEUTRAL		0-0-0		0-0-0		4-0-0											
RPI	S	Opponent		Score		RPI	S	Opponent		Score		RPI	S	Opponent		Score		RPI	S	Opponent		Score	
10	A	Texas A&M		0	11	43	N	Texas St.		3	5	62	N	Chattanooga		1	12	102	N	Bowling Green		6	8
15	A	South Fla.		1	3	45	A	UCF		1	5	68	N	Minnesota		0	13	104	N	Boston College		1	4
						45	H	UCF		0	4	81	A	Jacksonville		0	8	115	N	Western Mich.		0	14
						45	N	UCF		4	10	88	H	North Florida		9	1	117	N	Quinnipiac		11	2
												88	H	North Florida		2	3	119	H	Loyola Marymount		2	11
												88	N	North Florida		4	7	119	H	Loyola Marymount		2	3
												88	N	North Florida		5	8	127	A	Stetson		0	4
																		127	A	Stetson		3	8
																		127	A	Stetson		3	11
																		127	A	Stetson		7	2
																		156	A	Fla. Atlantic		0	9
																		156	N	Fla. Atlantic		12	10
																		181	H	Delaware St.		6	5
																		195	H	Providence		13	2
																		195	H	Providence		4	2
																		195	N	Providence		2	3
																		195	N	Providence		6	1
																		197	A	Florida A&M		5	6
																		197	A	Florida A&M		0	8
																		197	A	Florida A&M		3	6
																		197	N	Florida A&M		2	1
																		204	N	Toledo		0	8
																		206	N	Saint Francis (PA)		1	3
																		214	N	St. Bonaventure		0	3
																		214	N	St. Bonaventure		7	9
																		214	N	St. Bonaventure		0	3
																		228	H	Towson		1	0
LAST 10 GAMES						LAST 10 GAMES						LAST 10 GAMES						LAST 10 GAMES					
						43	N	Texas St.		3	5	276	N	N.C. A&T		6	1	206	N	Saint Francis (PA)		1	3
						10	A	Texas A&M		0	11	197	A	Florida A&M		0	8	214	N	St. Bonaventure		0	3
						197	N	Florida A&M		2	1	197	A	Florida A&M		5	6	214	N	St. Bonaventure		7	9
						263	N	Hampton		3	2	197	A	Florida A&M		3	6	214	N	St. Bonaventure		0	3
						253	N	Norfolk St.		3	2	45	H	UCF		0	4	228	H	Towson		1	0

Non-Div. I Games:

Bethune-Cookman

RPI	S	Opponent	Score	
228	H	Towson	3	2
250	N	Mt. St. Mary's	7	6
252	H	Savannah St.	2	3
252	H	Savannah St.	9	3
252	H	Savannah St.	6	2
253	N	Norfolk St.	3	2
263	N	Hampton	3	2
264	H	Hartford	6	2
264	H	Hartford	15	0
276	A	N.C. A&T	4	3
276	A	N.C. A&T	6	2
276	A	N.C. A&T	18	4
276	N	N.C. A&T	6	1
281	A	South Carolina St.	7	2
281	A	South Carolina St.	4	0
281	A	South Carolina St.	13	0
283	H	Alcorn St.	3	0
283	H	Alcorn St.	4	2
285	H	N.C. Central	10	2
285	H	N.C. Central	8	0
285	H	N.C. Central	6	3

Bethune-Cookman

B
e
t
h
u
n
e
-
C
o
o
k
m
a
n

B
e
t
h
u
n
e
-
C
o
o
k
m
a
n

Average RPI Win:		168	WON-LOST RECORD		WINNING PCT. RANK		LAST 10 GAMES		STRENGTH OF SCHEDULE		OPP. STRENGTH OF SCHEDULE		TEAM RPI		ADJ RPI		CONF. RPI		ADJ CONF. RPI				
DIV. I ONLY			20-31-0		.39216 206		3-7-0		215		91		204		.45363 199		17		14				
DIV. I NON-CONF.			12-18-0		.4 190		0-1-0		192		54		182		.46865 182		12		12				
TOTALS		RPI 1-25		RPI 26-50		W-L RECORDS		RPI 51-100		RPI 101-150		RPI 150+											
20-31-0		0-3-0		0-3-0		OVERALL		2-10-0		5-8-0		13-7-0											
9-14-0		0-1-0		0-2-0		HOME		1-2-0		4-6-0		4-3-0											
5-10-0		0-1-0		0-1-0		AWAY		0-5-0		0-0-0		5-3-0											
6-7-0		0-1-0		0-0-0		NEUTRAL		1-3-0		1-2-0		4-1-0											
12-18-0		0-3-0		0-3-0		NON-CONFERENCE		2-7-0		2-2-0		8-3-0											
5-6-0		0-1-0		0-2-0		HOME		1-2-0		1-0-0		3-1-0											
1-5-0		0-1-0		0-0-		AWAY		0-2-0		0-0-0		1-1-0											
6-7-0		0-1-0		0-0-0		NEUTRAL		1-3-0		1-2-0		4-1-0											
8-13-0		0-0-0		0-0-0		CONFERENCE		0-3-0		3-6-0		5-4-0											
4-8-0		0-0-0		0-0-0		HOME		0-0-0		3-6-0		1-2-0											
4-5-0		0-0-0		0-0-0		AWAY		0-3-0		0-0-0		4-2-0											
0-0-0		0-0-0		0-0-0		NEUTRAL		0-0-0		0-0-0		0-0-0											
RPI	S	Opponent		Score		RPI	S	Opponent		Score		RPI	S	Opponent		Score							
8	A	Texas		0	23	29	H	Notre Dame		0	16	57	N	Boise St.		2	1						
13	N	Georgia		5	12	41	A	San Diego St.		0	10	58	H	Purdue		6	8						
24	H	Oregon St.		2	5	41	H	San Diego St.		4	12	60	A	Fresno St.		0	2						
												60	A	Fresno St.		0	8						
												63	H	FIU		6	2						
												86	H	East Carolina		0	10						
												89	N	Ohio St.		0	9						
												93	N	Fordham		1	3						
												96	A	Pacific		2	7						
												96	A	Pacific		0	9						
												96	A	Pacific		5	10						
												100	N	New Mexico		4	5						
						LAST 10 GAMES																	
						133 H UC Davis						3	5	108 H Long Beach St.						2	5		
						133 H UC Davis						9	1	41 H San Diego St.						4	12		
						133 H UC Davis						0	5	212 A Cal St. Northridge						11	0		
						108 H Long Beach St.						0	11	212 A Cal St. Northridge						7	2		
						108 H Long Beach St.						1	5	212 A Cal St. Northridge						2	5		
																				189 A Cal Poly		10	2
																				189 A Cal Poly		7	0
																				189 A Cal Poly		1	4
																				193 H Michigan St.		11	7
																				193 H Michigan St.		13	10
																				211 H Southern Miss.		4	2
																				212 A Cal St. Northridge		11	0

Non-Div. I Games:

Cal St. Fullerton

RPI	S	Opponent	Score	
212	A	Cal St. Northridge	2	5
212	A	Cal St. Northridge	7	2
232	A	CSU Bakersfield	7	8
232	A	CSU Bakersfield	4	1
254	N	Santa Clara	9	1
254	N	Santa Clara	9	2

Cal St. Fullerton

C
a
l
S
t
.
F
u
l
l
e
r
t
o
n

C
a
l
S
t
.
F
u
l
l
e
r
t
o
n

Average RPI Win: 239		WON-LOST	WINNING	LAST 10	STRENGTH OF		OPP. STRENGTH	TEAM	ADJ		CONF.	ADJ CONF.									
Average RPI Loss: 144		RECORD	PCT. RANK	GAMES	SCHEDULE		OF SCHEDULE	RPI	RPI		RPI	RPI									
DIV. I ONLY		25-22-0	.53191	114	6-3-0		247	239	184	.45279	200	27	27								
DIV. I NON-CONF.		10-16-0	.38462	199	1-1-0		238	195	230	.42753	233	27	27								
TOTALS		RPI 1-25	RPI 26-50		W-L RECORDS		RPI 51-100		RPI 101-150		RPI 150+										
25-22-0		0-2-0	0-2-0		OVERALL		1-4-0		1-5-0		23-9-0										
7-8-0		0-2-0	0-0-0		HOME		1-3-0		0-0-0		6-3-0										
14-11-0		0-0-0	0-2-0		AWAY		0-0-0		1-4-0		13-5-0										
4-3-0		0-0-0	0-0-0		NEUTRAL		0-1-0		0-1-0		4-1-0										
10-16-0		0-2-0	0-2-0		NON-CONFERENCE		0-3-0		0-1-0		10-8-0										
1-6-0		0-2-0	0-0-0		HOME		0-2-0		0-0-0		1-2-0										
5-7-0		0-0-0	0-0-		AWAY		0-0-0		0-0-0		5-5-0										
4-3-0		0-0-0	0-0-0		NEUTRAL		0-1-0		0-1-0		4-1-0										
15-6-0		0-0-0	0-0-0		CONFERENCE		1-1-0		1-4-0		13-1-0										
6-2-0		0-0-0	0-0-0		HOME		1-1-0		0-0-0		5-1-0										
9-4-0		0-0-0	0-0-0		AWAY		0-0-0		1-4-0		8-0-0										
0-0-0		0-0-0	0-0-0		NEUTRAL		0-0-0		0-0-0		0-0-0										
RPI S	Opponent	Score		RPI S	Opponent	Score		RPI S	Opponent	Score		RPI S	Opponent	Score							
22 H	Syracuse	1	8	30 A	Virginia Tech	2	6	85 H	Albany (NY)	1	7	102 N	Bowling Green	0	7						
22 H	Syracuse	1	10	30 A	Virginia Tech	4	8	85 H	Albany (NY)	6	8	140 A	Penn	0	4						
								85 N	Albany (NY)	0	1	140 A	Penn	5	0						
								95 H	Harvard	2	6	140 A	Penn	2	9						
								95 H	Harvard	10	8	140 A	Penn	6	9						
												140 A	Penn	2	5						
												162 A	Binghamton	4	3						
												162 A	Binghamton	1	5						
												175 H	Akron	9	8						
												181 A	Delaware St.	1	3						
												181 A	Delaware St.	2	8						
												215 N	Marist	0	6						
												223 A	Liberty	7	0						
												223 A	Liberty	7	4						
												241 A	Colgate	2	3						
												246 A	Princeton	2	1						
												246 A	Princeton	6	4						
												246 A	Princeton	2	1						
												246 A	Princeton	6	0						
												249 H	Dartmouth	10	8						
												249 H	Dartmouth	4	2						
												255 N	Rider	2	0						
												264 N	Hartford	8	2						
												264 N	Hartford	6	3						
												266 A	George Mason	1	0						
												266 A	George Mason	0	3						
												266 A	George Mason	7	4						
LAST 10 GAMES				140 A Penn				0	4	246 A Princeton				6	4	264 N Hartford				8	2
				162 A Binghamton				4	3	246 A Princeton				2	1	264 N Hartford				6	3
				162 A Binghamton				1	5	140 A Penn				5	0	266 A George Mason				1	0
				246 A Princeton				6	0	140 A Penn				2	9	266 A George Mason				0	3
				246 A Princeton				2	1	140 A Penn				6	9	266 A George Mason				7	4

Non-Div. I Games: Ithaca

3 4

Cornell

RPI	S	Opponent	Score	
266	H	George Mason	2	3
266	H	George Mason	0	2
268	A	Yale	8	5
268	A	Yale	8	6
269	A	Brown	8	4
269	A	Brown	11	9
270	H	Columbia	9	7
270	H	Columbia	5	3
270	H	Columbia	3	7
270	H	Columbia	9	1
274	N	Bucknell	9	8

Cornell

C
o
r
n
e
l
l

C
o
r
n
e
l
l

Average RPI Win:		195	WON-LOST RECORD		WINNING PCT. RANK		LAST 10 GAMES		STRENGTH OF SCHEDULE		OPP. STRENGTH OF SCHEDULE		TEAM RPI		ADJ RPI		CONF. RPI		ADJ CONF. RPI	
DIV. I ONLY			15-40-0		.27273 254		3-7-0		103		99		205		.45258 201		13		13	
DIV. I NON-CONF.			8-20-0		.28571 241		1-1-0		80		60		183		.46903 177		14		14	
TOTALS		RPI 1-25		RPI 26-50		W-L RECORDS		RPI 51-100		RPI 101-150		RPI 150+								
15-40-0		0-4-0		0-8-0		OVERALL		0-12-0		5-7-0		10-9-0								
2-13-0		0-0-0		0-0-0		HOME		0-6-0		1-5-0		1-2-0								
7-19-0		0-4-0		0-6-0		AWAY		0-1-0		2-2-0		5-6-0								
6-8-0		0-0-0		0-2-0		NEUTRAL		0-5-0		2-0-0		4-1-0								
8-20-0		0-4-0		0-5-0		NON-CONFERENCE		0-6-0		3-3-0		5-2-0								
0-2-0		0-0-0		0-0-0		HOME		0-0-0		0-2-0		0-0-0								
2-10-0		0-4-0		0-0-		AWAY		0-1-0		1-1-0		1-1-0								
6-8-0		0-0-0		0-2-0		NEUTRAL		0-5-0		2-0-0		4-1-0								
7-20-0		0-0-0		0-3-0		CONFERENCE		0-6-0		2-4-0		5-7-0								
2-11-0		0-0-0		0-0-0		HOME		0-6-0		1-3-0		1-2-0								
5-9-0		0-0-0		0-3-0		AWAY		0-0-0		1-1-0		4-5-0								
0-0-0		0-0-0		0-0-0		NEUTRAL		0-0-0		0-0-0		0-0-0								
RPI	S	Opponent		Score		RPI	S	Opponent		Score		RPI	S	Opponent		Score				
3	A	Arizona St.		0	11	38	A	Oklahoma St.		1	2	57	N	Boise St.		4	5			
3	A	Arizona St.		0	9	39	N	Baylor		1	5	71	H	UNI		6	8			
4	A	Oklahoma		0	13	42	N	Arkansas		0	8	71	H	UNI		5	6			
4	A	Oklahoma		0	5	48	A	Illinois St.		0	3	71	H	UNI		2	4			
						48	A	Illinois St.		1	4	73	N	North Dakota St.		2	10			
						48	A	Illinois St.		3	5	77	H	Southern Ill.		1	7			
						50	A	Kansas		1	9	77	H	Southern Ill.		0	5			
						50	A	Kansas		3	8	77	H	Southern Ill.		8	11			
												80	N	Iowa		0	11			
												84	A	North Texas		9	12			
												90	N	Indiana		0	11			
												90	N	Indiana		3	6			

Non-Div. I Games:

Wichita St.

Wichita St.

Through Games Of June 6, 2012 (FINAL)

RPI	S	Opponent	Score	
235	A	Evansville	1	0
237	N	South Dakota St.	4	1
279	N	Howard	9	1
279	N	Howard	15	9

Wichita St.

W
i
c
h
i
t
a
s
t
.

W
i
c
h
i
t
a
s
t
.

Average RPI Win: 186		WON-LOST RECORD		WINNING PCT. RANK		LAST 10 GAMES		STRENGTH OF SCHEDULE		OPP. STRENGTH OF SCHEDULE		TEAM RPI		ADJ RPI		CONF. RPI		ADJ CONF. RPI	
DIV. I ONLY		16-39-0		.29091 250		1-9-0		102		120		202		.45077 202		16		16	
DIV. I NON-CONF.		13-19-0		.40625 185		1-1-0		82		74		139		.49882 130		18		17	
TOTALS		RPI 1-25		RPI 26-50		W-L RECORDS		RPI 51-100		RPI 101-150		RPI 150+							
16-39-0		1-7-0		0-2-0		OVERALL		0-13-0		2-3-0		13-14-0							
6-13-0		0-0-0		0-0-0		HOME		0-5-0		2-3-0		4-5-0							
2-13-0		0-1-0		0-0-0		AWAY		0-6-0		0-0-0		2-6-0							
8-13-0		1-6-0		0-2-0		NEUTRAL		0-2-0		0-0-0		7-3-0							
13-19-0		1-7-0		0-2-0		NON-CONFERENCE		0-6-0		2-0-0		10-4-0							
5-4-0		0-0-0		0-0-0		HOME		0-2-0		2-0-0		3-2-0							
0-3-0		0-1-0		0-0-		AWAY		0-2-0		0-0-0		0-0-0							
8-12-0		1-6-0		0-2-0		NEUTRAL		0-2-0		0-0-0		7-2-0							
3-20-0		0-0-0		0-0-0		CONFERENCE		0-7-0		0-3-0		3-10-0							
1-9-0		0-0-0		0-0-0		HOME		0-3-0		0-3-0		1-3-0							
2-10-0		0-0-0		0-0-0		AWAY		0-4-0		0-0-0		2-6-0							
0-1-0		0-0-0		0-0-0		NEUTRAL		0-0-0		0-0-0		0-1-0							
RPI	S	Opponent		Score		RPI	S	Opponent		Score		RPI	S	Opponent		Score			
2	N	California		1	7	26	N	DePaul		0	10	102	H	Bowling Green		9	8		
5	N	Tennessee		2	1	47	N	Boston U.		0	3	56	H	St. John's (NY)		6	5		
8	N	Texas		1	7							56	H	Radford		1	3		
8	N	Texas		2	9							56	H	Radford		0	1		
9	N	La.-Lafayette		1	6							59	N	Illinois		2	4		
10	N	Texas A&M		2	8							79	N	Western Ky.		5	6		
23	A	Hawaii		1	2							85	H	Albany (NY)		4	0		
25	N	Georgia Tech		0	5							91	A	Coastal Caro.		2	3		
												91	A	Coastal Caro.		1	5		
												91	A	Coastal Caro.		1	0		
												99	A	South Carolina		1	5		
												99	A	South Carolina		1	0		
												99	H	South Carolina		2	2		
														</					

Non-Div. I Games:

Winthrop

Average RPI Win:		174	WON-LOST RECORD		WINNING PCT. RANK	LAST 10 GAMES		STRENGTH OF SCHEDULE		OPP. STRENGTH OF SCHEDULE	TEAM RPI	ADJ RPI	CONF. RPI	ADJ CONF. RPI			
Average RPI Loss:		123															
DIV. I ONLY			14-31-0		.31111	241	0-10-0		134	138	210	.45056	203	12	12		
DIV. I NON-CONF.			10-14-0		.41667	178	0-0-0		138	166	163	.47822	161	13	13		
TOTALS		RPI 1-25		RPI 26-50		W-L RECORDS		RPI 51-100		RPI 101-150		RPI 150+					
14-31-0		0-1-0		1-2-0		OVERALL		1-7-0		2-10-0		10-11-0					
3-13-0		0-0-0		0-0-0		HOME		0-4-0		0-5-0		3-4-0					
6-12-0		0-1-0		1-1-0		AWAY		0-3-0		1-5-0		4-2-0					
5-6-0		0-0-0		0-1-0		NEUTRAL		1-0-0		1-0-0		3-5-0					
10-14-0		0-1-0		1-2-0		NON-CONFERENCE		1-3-0		1-2-0		7-6-0					
2-1-0		0-0-0		0-0-0		HOME		0-0-0		0-0-0		2-1-0					
3-7-0		0-1-0		1-0-		AWAY		0-3-0		0-2-0		2-0-0					
5-6-0		0-0-0		0-1-0		NEUTRAL		1-0-0		1-0-0		3-5-0					
4-17-0		0-0-0		0-0-0		CONFERENCE		0-4-0		1-8-0		3-5-0					
1-12-0		0-0-0		0-0-0		HOME		0-4-0		0-5-0		1-3-0					
3-5-0		0-0-0		0-0-0		AWAY		0-0-0		1-3-0		2-2-0					
0-0-0		0-0-0		0-0-0		NEUTRAL		0-0-0		0-0-0		0-0-0					
RPI	S	Opponent		Score		RPI	S	Opponent		Score		RPI	S	Opponent		Score	
13	A	Georgia		0 8		30	N	Virginia Tech		0 6		54	H	Miami (OH)		0 3	
						39	A	Baylor		1 0		54	H	Miami (OH)		3 9	
						39	A	Baylor		0 3		67	H	Ball St.		5 9	
												67	H	Ball St.		0 13	
												81	A	Jacksonville		2 6	
												87	N	Stony Brook		3 2	
												89	A	Ohio St.		0 5	
												89	A	Ohio St.		5 8	
												102	H	Bowling Green		1 3	
												102	H	Bowling Green		4 8	
												111	A	Sam Houston St.		4 7	
												111	A	Sam Houston St.		1 5	
												115	A	Western Mich.		0 4	
												115	A	Western Mich.		5 4	
												116	N	Robert Morris		3 0	
												120	H	Central Mich.		0 7	
												129	H	Kent St.		11 14	
												129	H	Kent St.		6 9	
												144	A	Ohio		0 8	
												144	A	Ohio		3 11	
												163	N	Tennessee Tech		0 3	
												167	H	Eastern Mich.		4 13	
												167	H	Eastern Mich.		5 6	
												170	N	Army		2 7	
												173	N	UNC Greensboro		6 3	
												175	A	Akron		1 4	
												175	A	Akron		2 5	
												176	N	Western Ill.		3 8	
												177	N	Saint Louis		1 8	
												177	N	Saint Louis		6 4	
												179	A	Northern Ill.		7 3	
												179	A	Northern Ill.		8 3	
												190	A	George Washington		6 5	
												202	N	Winthrop		6 7	
												204	H	Toledo		9 11	
						LAST 10 GAMES											
						175	A	Akron		2 5		67	H	Ball St.		5 9	
						175	A	Akron		1 4		54	H	Miami (OH)		3 9	
						144	A	Ohio		3 11		54	H	Miami (OH)		0 3	
						144	A	Ohio		0 8		129	H	Kent St.		6 9	
						67	H	Ball St.		0 13		129	H	Kent St.		11 14	

Non-Div. I Games:

Buffalo

RPI	S	Opponent	Score	
204	H	Toledo	14	3
223	N	Liberty	6	3
236	A	Canisius	10	2
236	H	Canisius	3	4
258	H	Niagara	9	6
258	H	Niagara	11	0

Buffalo

B
u
f
f
a
l
o

B
u
f
f
a
l
o

Average RPI Win:	176	WON-LOST RECORD	WINNING PCT. RANK	LAST 10 GAMES	STRENGTH OF SCHEDULE	OPP. STRENGTH OF SCHEDULE	TEAM RPI	ADJ RPI	CONF. RPI	ADJ CONF. RPI					
DIV. I ONLY		18-38-0	.32143	236	3-7-0	113	167	201	.4498	204	12	12			
DIV. I NON-CONF.		10-22-0	.3125	233	0-0-0	114	199	207	.44753	212	13	13			
TOTALS	RPI 1-25	RPI 26-50	W-L RECORDS	RPI 51-100	RPI 101-150	RPI 150+									
18-38-0	0-1-0	0-3-0	OVERALL	1-10-0	3-15-0	14-9-0									
9-9-0	0-0-0	0-0-0	HOME	0-2-0	2-4-0	7-3-0									
3-14-0	0-1-0	0-2-0	AWAY	0-6-0	0-4-0	3-1-0									
6-15-0	0-0-0	0-1-0	NEUTRAL	1-2-0	1-7-0	4-5-0									
10-22-0	0-1-0	0-3-0	NON-CONFERENCE	1-6-0	1-5-0	8-7-0									
4-4-0	0-0-0	0-0-0	HOME	0-2-0	0-0-0	4-2-0									
0-5-0	0-1-0	0-0-	AWAY	0-2-0	0-0-0	0-0-0									
6-13-0	0-0-0	0-1-0	NEUTRAL	1-2-0	1-5-0	4-5-0									
8-16-0	0-0-0	0-0-0	CONFERENCE	0-4-0	2-10-0	6-2-0									
5-5-0	0-0-0	0-0-0	HOME	0-0-0	2-4-0	3-1-0									
3-9-0	0-0-0	0-0-0	AWAY	0-4-0	0-4-0	3-1-0									
0-2-0	0-0-0	0-0-0	NEUTRAL	0-0-0	0-2-0	0-0-0									
RPI	S	Opponent	Score	RPI	S	Opponent	Score	RPI	S	Opponent	Score				
15	A	South Fla.	0 2	29	A	Notre Dame	0 8	54	A	Miami (OH)	0 5	102	H	Bowling Green	1 3
				29	A	Notre Dame	1 9	54	A	Miami (OH)	1 9	102	H	Bowling Green	1 7
				30	N	Virginia Tech	0 8	60	A	Fresno St.	1 9	102	N	Bowling Green	0 5
								67	A	Ball St.	8 15	108	N	Long Beach St.	4 2
								67	A	Ball St.	2 5	108	N	Long Beach St.	1 5
								73	N	North Dakota St.	1 3	115	H	Western Mich.	3 11
								75	N	Kennesaw St.	7 4	115	H	Western Mich.	2 1
								78	H	IPFW	0 9	115	N	Western Mich.	0 8
								78	H	IPFW	3 7	120	H	Central Mich.	4 0
								95	N	Harvard	1 2	120	H	Central Mich.	1 4
								97	A	North Carolina St.	2 4	124	N	LIU Brooklyn	1 10
												126	N	Lehigh	1 4
												129	A	Kent St.	2 4
												129	A	Kent St.	5 6
												136	N	Villanova	2 7
												138	N	Central Ark.	3 4
												144	A	Ohio	1 15
												144	A	Ohio	3 4
												160	H	Youngstown St.	10 1
												160	H	Youngstown St.	9 6
												167	H	Eastern Mich.	5 6
												167	H	Eastern Mich.	8 7
												175	A	Akron	8 0
												175	A	Akron	12 7
												179	H	Northern Ill.	10 0
												179	H	Northern Ill.	4 3
												183	N	UC Riverside	3 6

Non-Div. I Games:

Toledo

RPI	S	Opponent	Score	
186	N	Georgetown	0	8
186	N	Georgetown	9	8
192	H	Wright St.	4	5
192	H	Wright St.	5	2
198	N	Bethune-Cookman	8	0
203	A	Buffalo	3	14
203	A	Buffalo	11	9
236	N	Canisius	1	0
237	N	South Dakota St.	3	4
237	N	South Dakota St.	3	7
237	N	South Dakota St.	7	9
263	N	Hampton	8	0
272	H	Oakland	4	0
272	H	Oakland	3	5

T
o
l
e
d
o

T
o
l
e
d
o

Toledo

RPI	S	Opponent	Score	
221	N	Samford	2	3
229	N	Rhode Island	7	3
247	A	Presbyterian	7	2
247	A	Presbyterian	2	1
247	H	Presbyterian	4	3
247	H	Presbyterian	3	1
272	H	Oakland	6	1
272	H	Oakland	6	2
275	N	Alabama St.	1	0

F
u
r
m
a
n

F
u
r
m
a
n

Furman

[illegible]

Non-Div. I Games:

Saint Francis (PA)

RPI	S	Opponent	Score	
219	A	Sacred Heart	4	1
229	N	Rhode Island	1	2
241	N	Colgate	0	1
245	A	Cleveland St.	9	8
245	A	Cleveland St.	1	4
247	N	Siena	3	9
250	H	Mt. St. Mary's	11	2
250	H	Mt. St. Mary's	3	5
259	A	Wagner	8	4
259	A	Wagner	3	7
260	A	Coppin St.	6	3
261	A	UMBC	7	1
268	N	Yale	6	3
268	N	Yale	3	4
274	H	Bucknell	9	1
274	H	Bucknell	6	0
277	N	Holy Cross	6	0
279	N	Howard	4	3

Saint Francis (PA)
(
P
A
)

S
a
i
n
t
F
r
a
n
c
i
s
(
P
A
)

Average RPI Win:	207	WON-LOST RECORD	WINNING PCT. RANK	LAST 10 GAMES	STRENGTH OF SCHEDULE	OPP. STRENGTH OF SCHEDULE	TEAM RPI	ADJ RPI	CONF. RPI	ADJ CONF. RPI						
Average RPI Loss:	146															
DIV. I ONLY		25-30-0	.45455	172	5-5-0	243	215	209	.44617	207	22	21				
DIV. I NON-CONF.		12-14-0	.46154	156	3-2-0	268	205	219	.44175	219	22	21				
<hr/>																
TOTALS	RPI 1-25	RPI 26-50		W-L RECORDS		RPI 51-100		RPI 101-150		RPI 150+						
25-30-0	0-1-0	0-0-0		OVERALL		0-3-0		4-12-0		21-14-0						
12-7-0	0-0-0	0-0-0		HOME		0-1-0		3-3-0		9-3-0						
9-15-0	0-0-0	0-0-0		AWAY		0-1-0		0-6-0		9-8-0						
4-8-0	0-1-0	0-0-0		NEUTRAL		0-1-0		1-3-0		3-3-0						
<hr/>																
12-14-0	0-1-0	0-0-0		NON-CONFERENCE		0-3-0		3-4-0		9-6-0						
4-1-0	0-0-0	0-0-0		HOME		0-1-0		2-0-0		2-0-0						
4-5-0	0-0-0	0-0-		AWAY		0-1-0		0-1-0		4-3-0						
4-8-0	0-1-0	0-0-0		NEUTRAL		0-1-0		1-3-0		3-3-0						
<hr/>																
13-16-0	0-0-0	0-0-0		CONFERENCE		0-0-0		1-8-0		12-8-0						
8-6-0	0-0-0	0-0-0		HOME		0-0-0		1-3-0		7-3-0						
5-10-0	0-0-0	0-0-0		AWAY		0-0-0		0-5-0		5-5-0						
0-0-0	0-0-0	0-0-0		NEUTRAL		0-0-0		0-0-0		0-0-0						
<hr/>																
RPI	S	Opponent	Score		RPI	S	Opponent	Score		RPI	S	Opponent	Score			
14	N	Missouri	0	9												
							54	N	Miami (OH)	2	6	113	A	UT Martin	1	2
							71	H	UNI	1	2	113	A	UT Martin	4	5
							77	A	Southern Ill.	6	7	113	H	UT Martin	2	3
												125	A	Murray St.	7	8
												125	A	Murray St.	7	10
												125	A	Murray St.	1	3
												131	N	La.-Monroe	8	4
												139	H	Jacksonville St.	3	1
												139	H	Jacksonville St.	8	9
												139	H	Jacksonville St.	1	2
												141	N	Missouri St.	4	5
												141	N	Missouri St.	1	4
												145	H	Middle Tenn.	8	2
												145	H	Middle Tenn.	10	3
												148	A	Memphis	0	1
												150	N	UMKC	2	5
												159	A	Eastern Ky.	2	3
												159	A	Eastern Ky.	2	4
												159	A	Eastern Ky.	7	5
												163	A	Tennessee Tech	2	3
												163	A	Tennessee Tech	1	6
												163	A	Tennessee Tech	6	2
												164	A	Eastern Ill.	0	1
												164	H	Eastern Ill.	3	5
												164	H	Eastern Ill.	2	3
												165	H	SIU Edwardsville	4	1
												165	H	SIU Edwardsville	9	8

Non-Div. I Games:

Southeast Mo. St.

RPI	S	Opponent	Score	
176	N	Western Ill.	4	12
177	A	Saint Louis	0	1
177	A	Saint Louis	6	1
177	N	Saint Louis	4	5
216	H	Belmont	5	3
216	H	Belmont	14	13
218	A	Austin Peay	5	4
218	A	Austin Peay	6	2
218	A	Austin Peay	7	3
222	H	Morehead St.	11	10
222	H	Morehead St.	1	3
222	H	Morehead St.	9	5
224	A	Indiana St.	9	6
224	A	Indiana St.	4	0
226	N	IUPUI	0	5
231	N	Northwestern St.	3	1
235	A	Evansville	6	1
235	A	Evansville	4	5
240	A	Jackson St.	1	11
256	H	Tennessee St.	2	0
256	H	Tennessee St.	12	4
256	H	Tennessee St.	6	2
287	N	Grambling	21	3
287	N	Grambling	15	8

Southeast Mo. St.
.
S
t
.
.

S
o
u
t
h
e
a
s
t
M
o
.
S
t
.
.

Average RPI Win:	214	WON-LOST	WINNING	LAST 10	STRENGTH OF	OPP. STRENGTH	TEAM	ADJ	CONF.	ADJ CONF.	
Average RPI Loss:	129	RECORD	PCT. RANK	GAMES	SCHEDULE	OF SCHEDULE	RPI	RPI	RPI	RPI	
DIV. I ONLY	24-34-0	.41379	194	5-5-0	213	188	206	.44598	208	15	15
DIV. I NON-CONF.	15-17-0	.46875	150	2-0-0	255	211	206	.44791	210	15	15
<hr/>											
TOTALS	RPI 1-25	RPI 26-50		W-L RECORDS		RPI 51-100		RPI 101-150		RPI 150+	
24-34-0	0-3-0	0-0-0		OVERALL		0-10-0		3-7-0		21-14-0	
12-7-0	0-0-0	0-0-0		HOME		0-3-0		2-3-0		10-1-0	
3-19-0	0-3-0	0-0-0		AWAY		0-6-0		0-0-0		3-10-0	
9-8-0	0-0-0	0-0-0		NEUTRAL		0-1-0		1-4-0		8-3-0	
15-17-0	0-3-0	0-0-0		NON-CONFERENCE		0-4-0		2-4-0		13-6-0	
3-4-0	0-0-0	0-0-0		HOME		0-3-0		1-1-0		2-0-0	
3-7-0	0-3-0	0-0-		AWAY		0-0-0		0-0-0		3-4-0	
9-6-0	0-0-0	0-0-0		NEUTRAL		0-1-0		1-3-0		8-2-0	
9-17-0	0-0-0	0-0-0		CONFERENCE		0-6-0		1-3-0		8-8-0	
9-3-0	0-0-0	0-0-0		HOME		0-0-0		1-2-0		8-1-0	
0-12-0	0-0-0	0-0-0		AWAY		0-6-0		0-0-0		0-6-0	
0-2-0	0-0-0	0-0-0		NEUTRAL		0-0-0		0-1-0		0-1-0	
RPI S	Opponent	Score		RPI S	Opponent	Score		RPI S	Opponent	Score	
19 A	Florida St.	1	9			51 A	Ga. Southern 2 3	109 N	Longwood	10	11
25 A	Georgia Tech	2	4			51 A	Ga. Southern 2 3	112 H	Col. of Charleston	0	7
25 A	Georgia Tech	4	9			51 A	Ga. Southern 1 5	112 H	Col. of Charleston	9	1
						62 A	Chattanooga 4 5	112 H	Col. of Charleston	0	4
						62 A	Chattanooga 1 4	112 N	Col. of Charleston	2	6
						62 A	Chattanooga 2 10	137 N	Mercer	4	12
						73 N	North Dakota St. 2 3	137 N	Mercer	2	13
						76 H	Georgia St. 5 7	139 N	Jacksonville St.	6	4
						82 H	S.C. Upstate 2 6	144 H	Ohio	9	6
						82 H	S.C. Upstate 5 8	144 H	Ohio	5	10
								160 N	Youngstown St.	3	11
								172 N	Utah Valley	6	5
								173 A	UNC Greensboro	7	8
								173 A	UNC Greensboro	2	4
								173 A	UNC Greensboro	5	6
								188 A	Appalachian St.	5	6
								188 A	Appalachian St.	3	9
								188 A	Appalachian St.	3	7
								194 H	Elon	4	3
								194 H	Elon	10	3
								194 H	Elon	7	4
								194 N	Elon	3	7
								197 N	Florida A&M	5	4
								202 A	Winthrop	5	6
								202 A	Winthrop	4	3
								205 H	Furman	5	0
								205 H	Furman	4	3
LAST 10 GAMES				LAST 10 GAMES				LAST 10 GAMES			

Non-Div. I Games:

Western Caro.

RPI	S	Opponent	Score	
205	H	Furman	3	7
215	N	Marist	5	4
221	H	Samford	4	3
221	H	Samford	3	2
221	H	Samford	2	1
222	N	Morehead St.	1	3
225	A	East Tenn. St.	0	7
225	A	East Tenn. St.	0	1
225	N	East Tenn. St.	11	10
225	N	East Tenn. St.	5	4
229	N	Rhode Island	5	0
244	N	Southeastern La.	5	4
275	H	Alabama St.	6	5
275	H	Alabama St.	13	3
275	N	Alabama St.	7	6
276	A	N.C. A&T	18	6
276	A	N.C. A&T	2	4
276	A	N.C. A&T	9	0

Western Caro.

W
e
s
t
e
r
n
C
a
r
o
.

W
e
s
t
e
r
n
C
a
r
o
.

UTEP		Average RPI Win:	186	WON-LOST RECORD	WINNING PCT. RANK	LAST 10 GAMES	STRENGTH OF SCHEDULE	OPP. STRENGTH OF SCHEDULE	TEAM RPI	ADJ RPI	CONF. RPI	ADJ CONF. RPI
DIV. I ONLY		Average RPI Loss:	92	16-37-0	.30189 247	3-7-0	157	95	214	.44511 209	10	9
DIV. I NON-CONF.				13-16-0	.44828 161	2-1-0	227	163	198	.45768 200	9	9
TOTALS		RPI 1-25		RPI 26-50		W-L RECORDS		RPI 51-100		RPI 101-150		RPI 150+
16-37-0		0-1-0		1-15-0		OVERALL		3-7-0		1-7-0		11-7-0
14-16-0		0-0-0		1-5-0		HOME		3-4-0		1-3-0		9-4-0
0-15-0		0-1-0		0-7-0		AWAY		0-3-0		0-4-0		0-0-0
2-6-0		0-0-0		0-3-0		NEUTRAL		0-0-0		0-0-0		2-3-0
13-16-0		0-1-0		0-4-0		NON-CONFERENCE		3-1-0		1-4-0		9-6-0
11-7-0		0-0-0		0-0-0		HOME		3-1-0		1-3-0		7-3-0
0-3-0		0-1-0		0-0-		AWAY		0-0-0		0-1-0		0-0-0
2-6-0		0-0-0		0-3-0		NEUTRAL		0-0-0		0-0-0		2-3-0
3-21-0		0-0-0		1-11-0		CONFERENCE		0-6-0		0-3-0		2-1-0
3-9-0		0-0-0		1-5-0		HOME		0-3-0		0-0-0		2-1-0
0-12-0		0-0-0		0-6-0		AWAY		0-3-0		0-3-0		0-0-0
0-0-0		0-0-0		0-0-0		NEUTRAL		0-0-0		0-0-0		0-0-0
RPI S	Opponent	Score	RPI S	Opponent	Score	RPI S	Opponent	Score	RPI S	Opponent	Score	
9 A	La.-Lafayette	1 11	27 N	Texas Tech	2 5	55 H	Marshall	6 7	110 A	New Mexico St.	3 13	
			28 N	North Carolina	6 7	55 H	Marshall	0 8	110 H	New Mexico St.	5 9	
			31 A	Tulsa	0 11	55 H	Marshall	5 7	123 H	Iowa St.	6 7	
			31 A	Tulsa	4 12	83 H	Valparaiso	7 6	142 H	Nevada	2 9	
			31 A	Tulsa	2 4	86 A	East Carolina	1 5	142 H	Nevada	2 0	
			39 A	Baylor	1 11	86 A	East Carolina	4 12	148 A	Memphis	0 4	
			43 N	Texas St.	0 3	86 A	East Carolina	10 11	148 A	Memphis	2 7	
			44 H	UAB	3 11	100 H	New Mexico	7 14	148 A	Memphis	1 5	
			44 H	UAB	7 0	100 H	New Mexico	10 7	154 N	St. Mary's (CA)	6 5	
			44 H	UAB	0 8	100 H	New Mexico	11 8	155 N	Louisiana Tech	0 5	
			45 H	UCF	0 9				168 H	UTSA	2 11	
			45 H	UCF	2 10				168 H	UTSA	3 15	
			45 H	UCF	5 17				178 N	Ill.-Chicago	10 4	
			46 A	Houston	0 10				211 H	Southern Miss.	14 13	
			46 A	Houston	2 5				211 H	Southern Miss.	13 12	
			46 A	Houston	4 13				211 H	Southern Miss.	8 9	
LAST 10 GAMES									213 N	Stephen F. Austin	6 8	
						100 H	New Mexico	7 14	213 N	Stephen F. Austin	1 4	
						100 H	New Mexico	11 8	235 H	Evansville	12 15	
						100 H	New Mexico	10 7	235 H	Evansville	7 3	
						31 A	Tulsa	0 11	235 H	Evansville	7 4	
						31 A	Tulsa	4 12	235 H	Evansville	10 8	
									254 H	Santa Clara	11 3	
									254 H	Santa Clara	5 4	
									269 H	Brown	10 2	
									269 H	Brown	25 7	

Non-Div. I Games:

UTEP

Average RPI Win: 175		WON-LOST RECORD		WINNING PCT. RANK		LAST 10 GAMES		STRENGTH OF SCHEDULE		OPP. STRENGTH OF SCHEDULE		TEAM RPI		ADJ RPI		CONF. RPI		ADJ CONF. RPI	
DIV. I ONLY		19-30-0		.38776 207		2-8-0		199		151		207		.44333 210		23		22	
DIV. I NON-CONF.		8-18-0		.30769 237		0-2-0		128		102		202		.45338 205		20		18	
TOTALS		RPI 1-25		RPI 26-50		W-L RECORDS		RPI 51-100		RPI 101-150		RPI 150+							
19-30-0		0-1-0		0-0-0		OVERALL		1-9-0		5-9-0		13-11-0							
7-5-0		0-0-0		0-0-0		HOME		0-2-0		1-1-0		6-2-0							
8-15-0		0-0-0		0-0-0		AWAY		0-2-0		3-7-0		5-6-0							
4-10-0		0-1-0		0-0-0		NEUTRAL		1-5-0		1-1-0		2-3-0							
8-18-0		0-1-0		0-0-0		NON-CONFERENCE		1-9-0		5-5-0		2-3-0							
1-3-0		0-0-0		0-0-0		HOME		0-2-0		1-1-0		0-0-0							
3-7-0		0-0-0		0-0-		AWAY		0-2-0		3-3-0		0-2-0							
4-8-0		0-1-0		0-0-0		NEUTRAL		1-5-0		1-1-0		2-1-0							
11-12-0		0-0-0		0-0-0		CONFERENCE		0-0-0		0-4-0		11-8-0							
6-2-0		0-0-0		0-0-0		HOME		0-0-0		0-0-0		6-2-0							
5-8-0		0-0-0		0-0-0		AWAY		0-0-0		0-4-0		5-4-0							
0-2-0		0-0-0		0-0-0		NEUTRAL		0-0-0		0-0-0		0-2-0							
RPI	S	Opponent		Score		RPI	S	Opponent		Score		RPI	S	Opponent		Score			
4	N	Oklahoma		2	12							101	A	Colorado St.		6	5		
								57	A	Boise St.		2	7	101	N	Colorado St.		14	15
								64	N	Nebraska		4	12	106	A	UNLV		11	5
								68	N	Minnesota		0	8	110	A	New Mexico St.		9	13
								71	N	UNI		12	10	121	A	Portland St.		1	6
								71	N	UNI		0	8	121	A	Portland St.		2	4
								72	H	Utah		1	10	121	A	Portland St.		0	2
								72	H	Utah		1	8	121	A	Portland St.		0	2
								100	N	New Mexico		1	12	129	N	Kent St.		2	1
								100	N	New Mexico		5	13	142	A	Southern Utah		6	8
														142	A	Southern Utah		6	3
														142	A	Southern Utah		4	13
														142	H	Nevada		5	3
														142	H	Nevada		1	7
														154	A	St. Mary's (CA)		8	0
														154	N	St. Mary's (CA)		2	11
														168	N	UTSA		2	1
														172	A	Utah Valley		2	5
														172	A	Utah Valley		4	3
														172	A	Utah Valley		4	5
														172	A	Utah Valley		8	1
														182	A	Utah St.		4	7
														182	A	Utah St.		3	10
														187	A	Northern Colo.		6	13
														187	A	Northern Colo.		4	12
														187	A	Northern Colo.		15	6
														187	A	Northern Colo.		3	1
Non-Div. I Games:		Great Falls		11	2	Dixie St.		2	4	Dixie St.		1	22	Great Falls		8	0	Weber St.	

W
e
b
e
r
s
t
.

W
e
b
e
r
s
t
.

Weber St.

Average RPI Win:		197	WON-LOST RECORD		WINNING PCT. RANK		LAST 10 GAMES		STRENGTH OF SCHEDULE		OPP. STRENGTH OF SCHEDULE		TEAM RPI		ADJ RPI		CONF. RPI		ADJ CONF. RPI	
DIV. I ONLY			13-34-0		.2766 253		1-9-0		123		114		216		.44323 211		10		9	
DIV. I NON-CONF.			9-14-0		.3913 195		1-1-0		220		219		224		.43937 224		9		9	
TOTALS		RPI 1-25		RPI 26-50		W-L RECORDS		RPI 51-100		RPI 101-150		RPI 150+								
13-34-0		0-1-0		1-16-0		OVERALL		2-5-0		1-5-0		9-7-0								
8-16-0		0-0-0		1-10-0		HOME		1-2-0		0-3-0		6-1-0								
4-13-0		0-0-0		0-4-0		AWAY		0-2-0		1-2-0		3-5-0								
1-5-0		0-1-0		0-2-0		NEUTRAL		1-1-0		0-0-0		0-1-0								
9-14-0		0-1-0		0-4-0		NON-CONFERENCE		1-1-0		0-3-0		8-5-0								
6-6-0		0-0-0		0-2-0		HOME		0-0-0		0-3-0		6-1-0								
2-4-0		0-0-0		0-0-		AWAY		0-0-0		0-0-0		2-3-0								
1-4-0		0-1-0		0-1-0		NEUTRAL		1-1-0		0-0-0		0-1-0								
4-20-0		0-0-0		1-12-0		CONFERENCE		1-4-0		1-2-0		1-2-0								
2-10-0		0-0-0		1-8-0		HOME		1-2-0		0-0-0		0-0-0								
2-9-0		0-0-0		0-3-0		AWAY		0-2-0		1-2-0		1-2-0								
0-1-0		0-0-0		0-1-0		NEUTRAL		0-0-0		0-0-0		0-0-0								
RPI	S	Opponent		Score		RPI	S	Opponent		Score		RPI	S	Opponent		Score				
2	N	California		0 8		31	H	Tulsa		1 6		55	H	Marshall		2 6				
						31	H	Tulsa		3 6		55	H	Marshall		3 2				
						31	H	Tulsa		8 13		55	H	Marshall		1 2				
						31	N	Tulsa		0 6		86	A	East Carolina		1 3				
						35	H	Mississippi St.		0 1		86	A	East Carolina		1 2				
						36	A	South Ala.		0 6		90	N	Indiana		4 1				
						36	H	South Ala.		0 8		92	N	Ole Miss		3 5				
						44	H	UAB		2 4				155		H Louisiana Tech				
						44	H	UAB		1 5				193		N Michigan St.				
						44	H	UAB		1 2				199		A Cal St. Fullerton				
						45	H	UCF		0 3				209		A UTEP				
						45	H	UCF		0 6				209		A UTEP				
						45	H	UCF		9 5				209		A UTEP				
						46	A	Houston		5 7				226		H IUPUI				
						46	A	Houston		3 4				227		H Nicholls St.				
						46	A	Houston		1 7				229		H Rhode Island				
						49	N	Northwestern		2 7				229		H Rhode Island				
														240		A Jackson St.				
														240		A Jackson St.				
														244		A Southeastern La.				
														283		A Alcorn St.				
														288		H Southern U.				
														288		H Southern U.				
LAST 10 GAMES																				
						31	N	Tulsa		0 6		44	H	UAB		1 2				
						46	A	Houston		1 7		44	H	UAB		1 5				
						46	A	Houston		3 4		35	H	Mississippi St.		0 1				
						46	A	Houston		5 7		283	A	Alcorn St.		10 2				
						44	H	UAB		2 4		86	A	East Carolina		1 3				

Non-Div. I Games:

Southern Miss.

[illegible]

Non-Div. I Games:

Cal St. Northridge

Average RPI Win:		191	WON-LOST RECORD		WINNING PCT. RANK		LAST 10 GAMES		STRENGTH OF SCHEDULE		OPP. STRENGTH OF SCHEDULE		TEAM RPI		ADJ RPI		CONF. RPI		ADJ CONF. RPI				
DIV. I ONLY			16-33-0		.32653	233	4-6-0		172		117		215		.44198	213	18		18				
DIV. I NON-CONF.			8-19-0		.2963	239	1-2-0		155		68		212		.45149	207	16		16				
TOTALS		RPI 1-25		RPI 26-50		W-L RECORDS		RPI 51-100		RPI 101-150		RPI 150+											
16-33-0		0-2-0		0-8-0		OVERALL		0-5-0		4-9-0		12-9-0											
4-8-0		0-0-0		0-0-0		HOME		0-0-0		2-3-0		2-5-0											
5-16-0		0-2-0		0-5-0		AWAY		0-1-0		0-6-0		5-2-0											
7-9-0		0-0-0		0-3-0		NEUTRAL		0-4-0		2-0-0		5-2-0											
8-19-0		0-2-0		0-6-0		NON-CONFERENCE		0-5-0		1-3-0		7-3-0											
0-2-0		0-0-0		0-0-0		HOME		0-0-0		0-1-0		0-1-0											
3-8-0		0-2-0		0-0-		AWAY		0-1-0		0-2-0		3-0-0											
5-9-0		0-0-0		0-3-0		NEUTRAL		0-4-0		1-0-0		4-2-0											
8-14-0		0-0-0		0-2-0		CONFERENCE		0-0-0		3-6-0		5-6-0											
4-6-0		0-0-0		0-0-0		HOME		0-0-0		2-2-0		2-4-0											
2-8-0		0-0-0		0-2-0		AWAY		0-0-0		0-4-0		2-2-0											
2-0-0		0-0-0		0-0-0		NEUTRAL		0-0-0		1-0-0		1-0-0											
RPI	S	Opponent		Score		RPI	S	Opponent		Score		RPI	S	Opponent		Score							
9	A	La.-Lafayette		3	14	27	N	Texas Tech		1	2	64	N	Nebraska		0	9	101	N	Colorado St.		9	4
19	A	Florida St.		3	4	34	N	Kentucky		2	10	84	A	North Texas		2	3	107	H	McNeese St.		9	8
						34	N	Kentucky		1	8	84	N	North Texas		1	3	107	H	McNeese St.		4	1
						39	A	Baylor		1	5	92	N	Ole Miss		0	9	110	A	New Mexico St.		0	12
						39	A	Baylor		1	8	92	N	Ole Miss		3	11	111	A	Sam Houston St.		2	5
						39	A	Baylor		3	6							111	A	Sam Houston St.		2	5
						43	A	Texas St.		0	4							131	A	La.-Monroe		4	5
						43	A	Texas St.		0	1							131	H	La.-Monroe		1	3
																		138	H	Central Ark.		0	6
																		138	H	Central Ark.		0	1
																		146	A	A&M-Corpus Christi		2	4
																		146	A	A&M-Corpus Christi		0	1
																		146	N	A&M-Corpus Christi		7	6
																		155	A	Louisiana Tech		9	3
																		155	H	Louisiana Tech		5	6
																		163	N	Tennessee Tech		3	2
																		163	N	Tennessee Tech		2	3
																		168	H	UTSA		0	1
																		168	H	UTSA		1	2
																		209	N	UTEP		8	6
																		209	N	UTEP		4	1
																		210	N	Weber St.		5	13
																		210	N	Weber St.		6	4
																		220	H	Texas-Arlington		2	1
																		220	H	Texas-Arlington		0	2
																		227	H	Nicholls St.		2	0
																		227	H	Nicholls St.		0	1
LAST 10 GAMES																							
168	H	UTSA		1	2	155	A	Louisiana Tech		9	3	210	N	Weber St.		6	4	220	H	Texas-Arlington		2	1
168	H	UTSA		0	1	138	H	Central Ark.		0	6	220	H	Texas-Arlington		0	2	227	H	Nicholls St.		2	0
84	A	North Texas		2	3	138	H	Central Ark.		0	1	227	H	Nicholls St.		0	1						
244	A	Southeastern La.		9	1	131	H	La.-Monroe		1	3												
244	A	Southeastern La.		7	5	107	H	McNeese St.		9	8												

Non-Div. I Games:

Stephen F. Austin

RPI	S	Opponent	Score	
227	N	Nicholls St.	2	1
231	A	Northwestern St.	0	8
231	A	Northwestern St.	0	3
242	A	Houston Baptist	3	1
242	A	Houston Baptist	3	0
244	A	Southeastern La.	7	5
244	A	Southeastern La.	9	1

Stephen F. Austin

S
t
e
p
h
e
n
F
.
A
u
s
t
i
n

S
t
e
p
h
e
n
F
.
A
u
s
t
i
n

[illegible]

Non-Div. I Games:

St. Bonaventure

St. Bonaventure

Average RPI Win: 235		WON-LOST RECORD	WINNING PCT. RANK	LAST 10 GAMES	STRENGTH OF SCHEDULE	OPP. STRENGTH OF SCHEDULE	TEAM RPI	ADJ RPI	CONF. RPI	ADJ CONF. RPI					
Average RPI Loss: 159															
DIV. I ONLY		28-27-0	.50909 133	3-7-0	251	246	197	.44038 215	28	28					
DIV. I NON-CONF.		18-18-0	.5 129	1-1-0	213	221	170	.46601 186	28	28					
TOTALS		RPI 1-25	RPI 26-50		W-L RECORDS		RPI 51-100		RPI 101-150		RPI 150+				
28-27-0		0-6-0	0-0-0		OVERALL		1-1-0		2-1-0		25-19-0				
12-6-0		0-0-0	0-0-0		HOME		0-0-0		1-1-0		11-5-0				
11-10-0		0-2-0	0-0-0		AWAY		0-0-0		0-0-0		11-8-0				
5-11-0		0-4-0	0-0-0		NEUTRAL		1-1-0		1-0-0		3-6-0				
18-18-0		0-6-0	0-0-0		NON-CONFERENCE		1-1-0		2-1-0		15-10-0				
6-2-0		0-0-0	0-0-0		HOME		0-0-0		1-1-0		5-1-0				
8-5-0		0-2-0	0-0-		AWAY		0-0-0		0-0-0		8-3-0				
4-11-0		0-4-0	0-0-0		NEUTRAL		1-1-0		1-0-0		2-6-0				
10-9-0		0-0-0	0-0-0		CONFERENCE		0-0-0		0-0-0		10-9-0				
6-4-0		0-0-0	0-0-0		HOME		0-0-0		0-0-0		6-4-0				
3-5-0		0-0-0	0-0-0		AWAY		0-0-0		0-0-0		3-5-0				
1-0-0		0-0-0	0-0-0		NEUTRAL		0-0-0		0-0-0		1-0-0				
RPI S	Opponent	Score		RPI S	Opponent	Score		RPI S	Opponent	Score					
2 N	California	0	1			56 N	Radford	1	5	114 H	St. John's (NY)	6	9		
8 N	Texas	2	10			77 N	Southern Ill.	3	2	114 H	St. John's (NY)	3	1		
10 N	Texas A&M	2	14							116 N	Robert Morris	7	6		
10 N	Texas A&M	0	5							158 A	Iona	0	3		
23 A	Hawaii	0	4							158 A	Iona	3	2		
23 A	Hawaii	0	6							158 H	Iona	0	3		
										160 N	Youngstown St.	7	12		
										170 H	Army	9	1		
										170 H	Army	4	6		
										172 N	Utah Valley	3	6		
										175 N	Akron	3	5		
										180 N	Fairleigh Dickinson	2	11		
										180 N	Fairleigh Dickinson	6	9		
										184 A	Fairfield	4	5		
										184 A	Fairfield	4	3		
										200 N	Cornell	6	0		
										202 N	Winthrop	3	2		
										208 N	Western Caro.	4	5		
										236 H	Canisius	3	4		
										236 H	Canisius	6	2		
										236 H	Canisius	1	4		
										247 A	Siena	6	12		
										247 A	Siena	3	4		
										253 A	Norfolk St.	5	3		
										255 A	Rider	2	0		
										255 A	Rider	7	10		
										255 N	Rider	7	4		
LAST 10 GAMES															
				236 H	Canisius	1	4	247 A	Siena	3	4	247 A	Siena	3	4
				158 H	Iona	0	3	170 H	Army	4	6	253 A	Norfolk St.	5	3
				158 A	Iona	0	3	170 H	Army	9	1	255 A	Rider	2	0
				158 A	Iona	3	2	273 H	Manhattan	4	3	255 A	Rider	7	10
				247 A	Siena	6	12	273 H	Manhattan	2	4	255 N	Rider	7	4

Non-Div. I Games:

Marist

RPI	S	Opponent	Score	
258	H	Niagara	10	2
258	H	Niagara	6	5
264	A	Hartford	6	5
264	A	Hartford	3	1
266	A	George Mason	8	9
268	A	Yale	2	3
268	A	Yale	5	2
270	H	Columbia	6	5
270	H	Columbia	5	4
273	H	Manhattan	4	3
273	H	Manhattan	2	4
274	H	Bucknell	10	2
274	H	Bucknell	4	2
276	A	N.C. A&T	6	3
277	A	Holy Cross	3	6
277	A	Holy Cross	12	3
278	A	Lafayette	4	1
278	A	Lafayette	13	5
286	H	Saint Peter's	6	3
286	H	Saint Peter's	5	2

Marist

M
a
r
i
s
t

M
a
r
i
s
t

Average RPI Win: 190		WON-LOST	WINNING	LAST 10	STRENGTH OF	OPP. STRENGTH	TEAM	ADJ	CONF.	ADJ CONF.					
Average RPI Loss: 106		RECORD	PCT. RANK	GAMES	SCHEDULE	OF SCHEDULE	RPI	RPI	RPI	RPI					
DIV. I ONLY		13-36-0	.26531	259	4-6-0	119	136	223	.43953	216	11	11			
DIV. I NON-CONF.		6-25-0	.19355	261	0-2-0	177	189	256	.40895	251	11	11			
<hr/>															
TOTALS		RPI 1-25		RPI 26-50		W-L RECORDS		RPI 51-100		RPI 101-150		RPI 150+			
13-36-0		0-0-0		0-2-0		OVERALL		1-24-0		5-3-0		7-7-0			
8-11-0		0-0-0		0-2-0		HOME		0-8-0		2-0-0		6-1-0			
3-11-0		0-0-0		0-0-0		AWAY		1-8-0		2-1-0		0-2-0			
2-14-0		0-0-0		0-0-0		NEUTRAL		0-8-0		1-2-0		1-4-0			
6-25-0		0-0-0		0-2-0		NON-CONFERENCE		0-13-0		1-3-0		5-7-0			
4-5-0		0-0-0		0-2-0		HOME		0-2-0		0-0-0		4-1-0			
0-6-0		0-0-0		0-0-		AWAY		0-3-0		0-1-0		0-2-0			
2-14-0		0-0-0		0-0-0		NEUTRAL		0-8-0		1-2-0		1-4-0			
7-11-0		0-0-0		0-0-0		CONFERENCE		1-11-0		4-0-0		2-0-0			
4-6-0		0-0-0		0-0-0		HOME		0-6-0		2-0-0		2-0-0			
3-5-0		0-0-0		0-0-0		AWAY		1-5-0		2-0-0		0-0-0			
0-0-0		0-0-0		0-0-0		NEUTRAL		0-0-0		0-0-0		0-0-0			
RPI	S	Opponent	Score	RPI	S	Opponent	Score	RPI	S	Opponent	Score				
				39	H	Baylor	5 10	55	H	Marshall	7 11	113	A	UT Martin	1 3
				42	H	Arkansas	3 16	58	N	Purdue	1 10	125	N	Murray St.	0 10
								62	N	Chattanooga	2 10	127	H	Stetson	2 1
								65	N	Troy	0 8	127	H	Stetson	6 2
								65	N	Troy	2 10	137	A	Mercer	7 6
								67	N	Ball St.	3 14	137	A	Mercer	4 3
								69	H	Lipscomb	0 1	147	N	Mississippi Val.	7 3
								69	H	Lipscomb	0 9	147	N	Mississippi Val.	1 8
								74	H	Fla. Gulf Coast	6 12	163	N	Tennessee Tech	6 5
								74	H	Fla. Gulf Coast	1 9	196	N	Dayton	3 11
								75	A	Kennesaw St.	0 9	201	N	Wichita St.	2 7
								75	A	Kennesaw St.	0 8	207	A	Southeast Mo. St.	13 14
								79	H	Western Ky.	0 3	207	A	Southeast Mo. St.	3 5
								80	N	Iowa	0 8	214	N	St. Bonaventure	1 7
								81	A	Jacksonville	4 3	220	N	Texas-Arlington	4 9
								81	A	Jacksonville	2 4	225	H	East Tenn. St.	6 3
								82	H	S.C. Upstate	1 8	225	H	East Tenn. St.	5 2
								82	H	S.C. Upstate	0 8	256	H	Tennessee St.	9 4
								83	N	Valparaiso	2 4	256	H	Tennessee St.	3 4
								88	A	North Florida	0 8	282	H	Alabama A&M	11 0
												282	H	Alabama A&M	3 2
												282	H	Alabama A&M	6 3
				LAST 10 GAMES											
				82	H	S.C. Upstate	0 8								
				82	H	S.C. Upstate	1 8								
				225	H	East Tenn. St.	6 3								
				225	H	East Tenn. St.	5 2								
				207	A	Southeast Mo. St.	13 14								

Non-Div. I Games:

Belmont

Belmont

RPI	S	Opponent	Score
88	A	North Florida	4 5
89	N	Ohio St.	3 15
92	A	Ole Miss	0 5
92	A	Ole Miss	0 6
92	A	Ole Miss	1 9
207	A	Southeast Mo. St.	3 5
75	A	Kennesaw St.	0 9
75	A	Kennesaw St.	0 8
137	A	Mercer	7 6
137	A	Mercer	4 3

B
e
l
m
o
n
t

Average RPI Win:	218	WON-LOST	WINNING	LAST 10	STRENGTH OF	OPP. STRENGTH	TEAM	ADJ	CONF.	ADJ CONF.						
Average RPI Loss:	144	RECORD	PCT. RANK	GAMES	SCHEDULE	OF SCHEDULE	RPI	RPI	RPI	RPI						
DIV. I ONLY	23-28-0	.45098	176	4-6-0	245	230	212	.43936	217	24	24					
DIV. I NON-CONF.	11-14-0	.44	165	0-2-0	270	239	232	.43094	231	25	24					
<hr/>																
TOTALS	RPI 1-25	RPI 26-50		W-L RECORDS		RPI 51-100		RPI 101-150		RPI 150+						
23-28-0	0-0-0	0-0-0		OVERALL		1-9-0		1-6-0		21-13-0						
7-4-0	0-0-0	0-0-0		HOME		0-0-0		1-2-0		6-2-0						
5-14-0	0-0-0	0-0-0		AWAY		1-6-0		0-1-0		4-7-0						
11-10-0	0-0-0	0-0-0		NEUTRAL		0-3-0		0-3-0		11-4-0						
<hr/>																
11-14-0	0-0-0	0-0-0		NON-CONFERENCE		1-6-0		0-3-0		10-5-0						
0-0-0	0-0-0	0-0-0		HOME		0-0-0		0-0-0		0-0-0						
1-6-0	0-0-0	0-0-		AWAY		1-3-0		0-1-0		0-2-0						
10-8-0	0-0-0	0-0-0		NEUTRAL		0-3-0		0-2-0		10-3-0						
<hr/>																
12-14-0	0-0-0	0-0-0		CONFERENCE		0-3-0		1-3-0		11-8-0						
7-4-0	0-0-0	0-0-0		HOME		0-0-0		1-2-0		6-2-0						
4-8-0	0-0-0	0-0-0		AWAY		0-3-0		0-0-0		4-5-0						
1-2-0	0-0-0	0-0-0		NEUTRAL		0-0-0		0-1-0		1-1-0						
<hr/>																
RPI	S	Opponent	Score	RPI	S	Opponent	Score	RPI	S	Opponent	Score					
						53	A	Wisconsin	2	5	115	N	Western Mich.	0	9	
						53	A	Wisconsin	0	4	123	A	Iowa St.	2	3	
						68	A	Minnesota	5	2	128	H	Loyola Chicago	0	4	
						68	A	Minnesota	0	7	128	H	Loyola Chicago	0	9	
						70	N	Rutgers	3	4	128	H	Loyola Chicago	5	2	
						71	N	UNI	1	9	128	N	Loyola Chicago	0	2	
						83	A	Valparaiso	3	4	134	N	Temple	0	3	
						83	A	Valparaiso	0	8	160	H	Youngstown St.	2	4	
						83	A	Valparaiso	0	17	160	H	Youngstown St.	2	0	
						93	N	Fordham	0	3	160	N	Youngstown St.	4	8	
											161	N	Drake	2	8	
											166	H	Butler	4	1	
											166	H	Butler	11	3	
											166	H	Butler	8	9	
											174	N	Bryant	6	2	
											178	A	Ill.-Chicago	1	2	
											178	A	Ill.-Chicago	1	9	
											178	A	Ill.-Chicago	4	5	
											178	N	Ill.-Chicago	5	3	
											184	N	Fairfield	6	0	
											192	A	Wright St.	7	3	
						LAST 10 GAMES						192	A	Wright St.	1	5
						128	N	Loyola Chicago	0	2	53	A	Wisconsin	2	5	
						160	N	Youngstown St.	4	8	53	A	Wisconsin	0	4	
		178	N	Ill.-Chicago	5	3	192	A	Wright St.	1	5					
		160	H	Youngstown St.	2	4	192	A	Wright St.	7	3					
		160	H	Youngstown St.	2	0	192	A	Wright St.	2	1					
							234	N	Neb. Omaha	7	1					
							236	N	Canisius	5	7					
							238	A	North Dakota	8	10					
							238	A	North Dakota	4	7					

Non-Div. I Games:

Green Bay

RPI	S	Opponent	Score	
245	H	Cleveland St.	5	4
245	H	Cleveland St.	2	1
245	H	Cleveland St.	4	1
255	N	Rider	8	3
259	N	Wagner	3	2
262	A	Detroit	11	2
262	A	Detroit	5	7
262	A	Detroit	3	2
270	N	Columbia	4	1
273	N	Manhattan	9	0
278	N	Lafayette	5	0
279	N	Howard	2	3
286	N	Saint Peter's	8	3
286	N	Saint Peter's	14	7

Green Bay

G
r
e
e
n
B
a
y

G
r
e
e
n
B
a
y

Average RPI Win: 186		WON-LOST	WINNING	LAST 10	STRENGTH OF		OPP. STRENGTH	TEAM	ADJ	CONF.	ADJ CONF.
Average RPI Loss: 143		RECORD	PCT. RANK	GAMES	SCHEDULE		OF SCHEDULE	RPI	RPI	RPI	RPI
DIV. I ONLY		17-31-0	.35417	224	4-6-0		152	224	211	.43904	218
DIV. I NON-CONF.		7-11-0	.38889	196	1-1-0		81	193	157	.47969	158
TOTALS		RPI 1-25	RPI 26-50		W-L RECORDS		RPI 51-100		RPI 101-150		RPI 150+
17-31-0	0-1-0	0-1-0		OVERALL		0-7-0		7-5-0		10-17-0	
6-9-0	0-0-0	0-0-0		HOME		0-0-0		3-2-0		3-7-0	
8-17-0	0-1-0	0-1-0		AWAY		0-2-0		1-3-0		7-10-0	
3-5-0	0-0-0	0-0-0		NEUTRAL		0-5-0		3-0-0		0-0-0	
7-11-0	0-1-0	0-1-0		NON-CONFERENCE		0-7-0		3-0-0		4-2-0	
0-0-0	0-0-0	0-0-0		HOME		0-0-0		0-0-0		0-0-0	
4-6-0	0-1-0	0-0-		AWAY		0-2-0		0-0-0		4-2-0	
3-5-0	0-0-0	0-0-0		NEUTRAL		0-5-0		3-0-0		0-0-0	
10-20-0	0-0-0	0-0-0		CONFERENCE		0-0-0		4-5-0		6-15-0	
6-9-0	0-0-0	0-0-0		HOME		0-0-0		3-2-0		3-7-0	
4-11-0	0-0-0	0-0-0		AWAY		0-0-0		1-3-0		3-8-0	
0-0-0	0-0-0	0-0-0		NEUTRAL		0-0-0		0-0-0		0-0-0	
RPI S	Opponent	Score		RPI S	Opponent	Score		RPI S	Opponent	Score	
4 A	Oklahoma	0 8		31 A	Tulsa	0 8		54 N	Miami (OH)	3 7	
								69 A	Lipscomb	1 10	
								69 A	Lipscomb	0 9	
								75 N	Kennesaw St.	0 9	
								77 N	Southern Ill.	1 8	
								84 N	North Texas	3 4	
								84 N	North Texas	2 13	
								113 A	UT Martin	0 1	
								113 H	UT Martin	3 7	
								113 H	UT Martin	4 5	
								125 A	Murray St.	4 15	
								125 A	Murray St.	2 1	
								125 A	Murray St.	1 6	
								128 N	Loyola Chicago	4 1	
								128 N	Loyola Chicago	8 1	
								137 N	Mercer	11 9	
								139 H	Jacksonville St.	3 2	
								139 H	Jacksonville St.	8 2	
								139 H	Jacksonville St.	5 3	
								159 A	Eastern Ky.	2 3	
								159 A	Eastern Ky.	3 2	
								159 A	Eastern Ky.	8 5	
								163 H	Tennessee Tech	5 6	
								163 H	Tennessee Tech	1 3	
								163 H	Tennessee Tech	3 5	
								164 A	Eastern Ill.	2 3	
								164 A	Eastern Ill.	0 1	
								164 A	Eastern Ill.	0 1	
								165 A	SIU Edwardsville	3 4	
								165 A	SIU Edwardsville	1 6	
								165 A	SIU Edwardsville	4 2	
								207 H	Southeast Mo. St.	4 5	
								207 H	Southeast Mo. St.	3 7	
								207 H	Southeast Mo. St.	2 6	
Non-Div. I Games:				Trevecca Nazarene	2	1	Trevecca Nazarene	8	4	Austin Peay	

RPI	S	Opponent	Score	
222	H	Morehead St.	2	1
222	H	Morehead St.	7	3
222	H	Morehead St.	3	4
235	A	Evansville	1	0
235	A	Evansville	1	4
240	A	Jackson St.	11	0
240	A	Jackson St.	4	6
256	A	Tennessee St.	5	6
256	A	Tennessee St.	0	5
256	H	Tennessee St.	6	0
282	A	Alabama A&M	6	0
282	A	Alabama A&M	6	3

Austin Peay

A
u
s
t
i
n
P
e
a
y

A
u
s
t
i
n
P
e
a
y

Average RPI Win:	226	WON-LOST	WINNING	LAST 10	STRENGTH OF	OPP. STRENGTH	TEAM	ADJ	CONF.	ADJ CONF.	
Average RPI Loss:	156	RECORD	PCT. RANK	GAMES	SCHEDULE	OF SCHEDULE	RPI	RPI	RPI	RPI	
DIV. I ONLY	21-32-0	.39623	203	4-6-0	193	249	213	.43883	219	20	20
DIV. I NON-CONF.	14-18-0	.4375	166	4-0-0	224	270	214	.44334	216	24	25
<hr/>											
TOTALS	RPI 1-25	RPI 26-50		W-L RECORDS		RPI 51-100		RPI 101-150		RPI 150+	
21-32-0	0-0-0	0-0-0		OVERALL		1-6-0		1-12-0		19-14-0	
8-9-0	0-0-0	0-0-0		HOME		1-0-0		0-4-0		7-5-0	
8-13-0	0-0-0	0-0-0		AWAY		0-4-0		1-5-0		7-4-0	
5-10-0	0-0-0	0-0-0		NEUTRAL		0-2-0		0-3-0		5-5-0	
14-18-0	0-0-0	0-0-0		NON-CONFERENCE		1-6-0		0-3-0		13-9-0	
5-1-0	0-0-0	0-0-0		HOME		1-0-0		0-0-0		4-1-0	
4-7-0	0-0-0	0-0-		AWAY		0-4-0		0-0-0		4-3-0	
5-10-0	0-0-0	0-0-0		NEUTRAL		0-2-0		0-3-0		5-5-0	
7-14-0	0-0-0	0-0-0		CONFERENCE		0-0-0		1-9-0		6-5-0	
3-8-0	0-0-0	0-0-0		HOME		0-0-0		0-4-0		3-4-0	
4-6-0	0-0-0	0-0-0		AWAY		0-0-0		1-5-0		3-1-0	
0-0-0	0-0-0	0-0-0		NEUTRAL		0-0-0		0-0-0		0-0-0	
RPI	S	Opponent	Score	RPI	S	Opponent	Score	RPI	S	Opponent	Score
						78 N IPFW	5 10			116 H Robert Morris	2 3
						78 N IPFW	1 4			116 H Robert Morris	3 6
						87 H Stony Brook	8 7			117 A Quinnipiac	7 12
						91 A Coastal Caro.	0 2			117 A Quinnipiac	4 5
						91 A Coastal Caro.	0 6			124 A LIU Brooklyn	1 6
						94 A Connecticut	4 8			124 A LIU Brooklyn	1 5
						94 A Connecticut	9 15			126 N Lehigh	0 7
										130 H Central Conn. St.	1 10
										130 H Central Conn. St.	0 2
										134 N Temple	2 12
										140 N Penn	0 2
										149 A Monmouth	10 6
										149 A Monmouth	1 2
										158 A Iona	1 9
										158 A Iona	4 3
										172 N Utah Valley	0 8
										174 H Bryant	1 3
										174 H Bryant	1 2
										180 H Fairleigh Dickinson	6 3
										180 H Fairleigh Dickinson	6 5
										184 A Fairfield	8 2
										184 H Fairfield	3 2
										186 N Georgetown	5 6
										197 N Florida A&M	1 5
										206 H Saint Francis (PA)	1 4
										206 H Saint Francis (PA)	1 4
										206 H Saint Francis (PA)	1 4
										206 H Saint Francis (PA)	1 4
										224 N Indiana St.	2 8

Non-Div. I Games:

Sacred Heart

Sacred Heart

Average RPI Win: 205		WON-LOST	WINNING	LAST 10	STRENGTH OF		OPP. STRENGTH	TEAM	ADJ	CONF.	ADJ CONF.
Average RPI Loss: 127		RECORD	PCT. RANK	GAMES	SCHEDULE		OF SCHEDULE	RPI	RPI	RPI	RPI
DIV. I ONLY		15-27-0	.35714	221	2-8-0		200	167	220	.43672	220
DIV. I NON-CONF.		10-12-0	.45455	158	0-0-0		203	155	181	.47091	174
TOTALS		RPI 1-25	RPI 26-50		W-L RECORDS		RPI 51-100		RPI 101-150		RPI 150+
15-27-0	0-0-0	1-6-0		OVERALL		0-3-0		1-7-0		13-11-0	
6-10-0	0-0-0	0-2-0		HOME		0-2-0		1-3-0		5-3-0	
3-15-0	0-0-0	0-4-0		AWAY		0-0-0		0-4-0		3-7-0	
6-2-0	0-0-0	1-0-0		NEUTRAL		0-1-0		0-0-0		5-1-0	
10-12-0	0-0-0	1-4-0		NON-CONFERENCE		0-3-0		0-0-0		9-5-0	
2-4-0	0-0-0	0-0-0		HOME		0-2-0		0-0-0		2-2-0	
2-6-0	0-0-0	0-0-		AWAY		0-0-0		0-0-0		2-2-0	
6-2-0	0-0-0	1-0-0		NEUTRAL		0-1-0		0-0-0		5-1-0	
5-15-0	0-0-0	0-2-0		CONFERENCE		0-0-0		1-7-0		4-6-0	
4-6-0	0-0-0	0-2-0		HOME		0-0-0		1-3-0		3-1-0	
1-9-0	0-0-0	0-0-0		AWAY		0-0-0		0-4-0		1-5-0	
0-0-0	0-0-0	0-0-0		NEUTRAL		0-0-0		0-0-0		0-0-0	
RPI S	Opponent	Score	RPI S	Opponent	Score	RPI S	Opponent	Score	RPI S	Opponent	Score
			27 A	Texas Tech	1 9	73 H	North Dakota St.	0 2	107 A	McNeese St.	0 4
			27 A	Texas Tech	1 7	73 H	North Dakota St.	1 3	107 A	McNeese St.	2 3
			27 A	Texas Tech	0 2	80 N	Iowa	0 1	111 H	Sam Houston St.	7 10
			39 A	Baylor	0 11				111 H	Sam Houston St.	1 6
			42 N	Arkansas	4 1				138 A	Central Ark.	0 2
			43 H	Texas St.	0 4				138 A	Central Ark.	2 5
			43 H	Texas St.	1 2				146 H	A&M-Corpus Christi	2 0
									146 H	A&M-Corpus Christi	0 1
									155 A	Louisiana Tech	1 2
									155 A	Louisiana Tech	0 8
									161 H	Drake	3 2
									161 H	Drake	2 3
									162 N	Binghamton	3 6
									162 N	Binghamton	6 2
									168 A	UTSA	1 2
									168 A	UTSA	0 1
									196 N	Dayton	5 2
									201 N	Wichita St.	6 1
									213 A	Stephen F. Austin	2 0
									213 A	Stephen F. Austin	1 2
									216 N	Belmont	9 4
									227 H	Nicholls St.	2 1
									227 H	Nicholls St.	2 0
									231 H	Northwestern St.	6 2
									231 H	Northwestern St.	0 2
									242 A	Houston Baptist	4 1
									242 H	Houston Baptist	4 6
LAST 10 GAMES			244 A	Southeastern La.	0 6	111 H	Sam Houston St.	1 6			
			244 A	Southeastern La.	3 4	138 A	Central Ark.	0 2			
			227 H	Nicholls St.	2 1	138 A	Central Ark.	2 5			
			227 H	Nicholls St.	2 0	168 A	UTSA	1 2			
			111 H	Sam Houston St.	7 10	168 A	UTSA	0 1			

Non-Div. I Games:

Texas-Arlington

Texas-Arlington

Average RPI Win: 197		WON-LOST	WINNING	LAST 10	STRENGTH OF	OPP. STRENGTH	TEAM	ADJ	CONF.	ADJ CONF.							
Average RPI Loss: 120		RECORD	PCT. RANK	GAMES	SCHEDULE	OF SCHEDULE	RPI	RPI	RPI	RPI							
DIV. I ONLY		14-42-0	.25	266	3-7-0	128	156	232	.43656	221	15	15					
DIV. I NON-CONF.		7-22-0	.24138	251	0-1-0	124	143	229	.44063	222	15	15					
<hr/>																	
TOTALS		RPI 1-25		RPI 26-50		W-L RECORDS		RPI 51-100		RPI 101-150		RPI 150+					
14-42-0		0-1-0		1-4-0		OVERALL		0-11-0		1-10-0		12-16-0					
5-19-0		0-0-0		1-1-0		HOME		0-8-0		1-5-0		3-5-0					
4-17-0		0-1-0		0-3-0		AWAY		0-2-0		0-5-0		4-6-0					
5-6-0		0-0-0		0-0-0		NEUTRAL		0-1-0		0-0-0		5-5-0					
7-22-0		0-1-0		1-4-0		NON-CONFERENCE		0-4-0		1-7-0		5-6-0					
2-10-0		0-0-0		1-1-0		HOME		0-2-0		1-5-0		0-2-0					
1-8-0		0-1-0		0-0-		AWAY		0-2-0		0-2-0		1-0-0					
4-4-0		0-0-0		0-0-0		NEUTRAL		0-0-0		0-0-0		4-4-0					
7-20-0		0-0-0		0-0-0		CONFERENCE		0-7-0		0-3-0		7-10-0					
3-9-0		0-0-0		0-0-0		HOME		0-6-0		0-0-0		3-3-0					
3-9-0		0-0-0		0-0-0		AWAY		0-0-0		0-3-0		3-6-0					
1-2-0		0-0-0		0-0-0		NEUTRAL		0-1-0		0-0-0		1-1-0					
RPI	S	Opponent		Score		RPI	S	Opponent		Score		RPI	S	Opponent		Score	
1	A	Alabama		3	7	35	A	Mississippi St.		5	11	51	H	Ga. Southern		1	2
						35	H	Mississippi St.		3	6	51	H	Ga. Southern		3	6
						36	H	South Ala.		5	3	51	H	Ga. Southern		3	12
						44	A	UAB		4	12	51	N	Ga. Southern		0	3
						44	A	UAB		0	8	62	H	Chattanooga		5	15
												62	H	Chattanooga		0	14
												62	H	Chattanooga		0	9
												69	A	Lipscomb		2	5
												75	A	Kennesaw St.		2	10
												79	H	Western Ky.		1	5
												79	H	Western Ky.		1	11

Non-Div. I Games:

Samford

RPI	S	Opponent	Score	
194	A	Elon	1	4
205	A	Furman	4	2
205	A	Furman	3	8
205	A	Furman	2	4
205	N	Furman	3	2
208	A	Western Caro.	2	3
208	A	Western Caro.	3	4
208	A	Western Caro.	1	2
257	N	South Dakota	8	7
257	N	South Dakota	4	0
270	N	Columbia	13	1
275	A	Alabama St.	7	3

Samford

S
a
m
f
o
r
d

S
a
m
f
o
r
d

Average RPI Win:	192	WON-LOST RECORD	WINNING PCT. RANK	LAST 10 GAMES	STRENGTH OF SCHEDULE	OPP. STRENGTH OF SCHEDULE	TEAM RPI	ADJ RPI	CONF. RPI	ADJ CONF. RPI	
DIV. I ONLY		16-34-0	.32 239	4-6-0	169	195	227	.43603 222	22	21	
DIV. I NON-CONF.		7-14-0	.33333 223	0-2-0	131	158	199	.45994 193	22	21	
<hr/>											
TOTALS	RPI 1-25	RPI 26-50		W-L RECORDS	RPI 51-100		RPI 101-150		RPI 150+		
16-34-0	0-0-0	0-1-0		OVERALL	0-8-0		4-7-0		12-18-0		
5-11-0	0-0-0	0-0-0		HOME	0-2-0		2-3-0		3-6-0		
7-16-0	0-0-0	0-1-0		AWAY	0-3-0		2-2-0		5-10-0		
4-7-0	0-0-0	0-0-0		NEUTRAL	0-3-0		0-2-0		4-2-0		
<hr/>											
7-14-0	0-0-0	0-1-0		NON-CONFERENCE	0-8-0		1-1-0		6-4-0		
1-3-0	0-0-0	0-0-0		HOME	0-2-0		0-0-0		1-1-0		
2-5-0	0-0-0	0-0-		AWAY	0-3-0		1-0-0		1-1-0		
4-6-0	0-0-0	0-0-0		NEUTRAL	0-3-0		0-1-0		4-2-0		
<hr/>											
9-20-0	0-0-0	0-0-0		CONFERENCE	0-0-0		3-6-0		6-14-0		
4-8-0	0-0-0	0-0-0		HOME	0-0-0		2-3-0		2-5-0		
5-11-0	0-0-0	0-0-0		AWAY	0-0-0		1-2-0		4-9-0		
0-1-0	0-0-0	0-0-0		NEUTRAL	0-0-0		0-1-0		0-0-0		
<hr/>											
RPI S	Opponent	Score	RPI S	Opponent	Score	RPI S	Opponent	Score	RPI S	Opponent	Score
			34 A	Kentucky	1 3	54 H	Miami (OH)	2 5	102 N	Bowling Green	3 6
						54 H	Miami (OH)	5 7	112 A	Col. of Charleston	7 2
						55 A	Marshall	1 10	113 H	UT Martin	1 5
						55 A	Marshall	4 7	113 H	UT Martin	1 5
						55 N	Marshall	4 9	125 A	Murray St.	3 9
						75 N	Kennesaw St.	1 2	125 A	Murray St.	4 13
						76 N	Georgia St.	3 5	125 A	Murray St.	10 9
						79 A	Western Ky.	1 4	125 N	Murray St.	6 7
									139 H	Jacksonville St.	4 7
									139 H	Jacksonville St.	10 2
									139 H	Jacksonville St.	4 1
									159 A	Eastern Ky.	3 5
									159 H	Eastern Ky.	6 8
									159 H	Eastern Ky.	1 2
									163 H	Tennessee Tech	5 1
									163 H	Tennessee Tech	4 3
									163 H	Tennessee Tech	2 11
									164 H	Eastern Ill.	1 3
									164 H	Eastern Ill.	0 5
									165 A	SIU Edwardsville	4 6
									165 A	SIU Edwardsville	7 8
									165 A	SIU Edwardsville	7 8
			LAST 10 GAMES						166 H	Butler	1 0
			163 H	Tennessee Tech	4 3	256 A	Tennessee St.	3 6	166 H	Butler	5 11
			163 H	Tennessee Tech	5 1	34 A	Kentucky	1 3	173 N	UNC Greensboro	3 9
			163 H	Tennessee Tech	2 11	113 H	UT Martin	1 5	175 N	Akron	4 6
			256 A	Tennessee St.	6 0	113 H	UT Martin	1 5	207 A	Southeast Mo. St.	10 11
			256 A	Tennessee St.	8 2	55 A	Marshall	4 7			

Non-Div. I Games:

Morehead St.

More heads.
st.

M
o
r
e
h
e
a
d
s
t
.

Morehead St.

Average RPI Win:		208	WON-LOST RECORD		WINNING PCT. RANK		LAST 10 GAMES		STRENGTH OF SCHEDULE		OPP. STRENGTH OF SCHEDULE		TEAM RPI		ADJ RPI		CONF. RPI		ADJ CONF. RPI	
DIV. I ONLY			19-36-0		.34545 227		2-8-0		168		195		217		.43598 223		16		16	
DIV. I NON-CONF.			10-22-0		.3125 233		1-4-0		204		213		239		.42642 236		18		17	
TOTALS		RPI 1-25		RPI 26-50		W-L RECORDS		RPI 51-100		RPI 101-150		RPI 150+								
19-36-0		0-0-0		0-5-0		OVERALL		1-9-0		2-7-0		16-15-0								
7-13-0		0-0-0		0-0-0		HOME		0-1-0		2-3-0		5-9-0								
7-16-0		0-0-0		0-5-0		AWAY		1-7-0		0-1-0		6-3-0								
5-7-0		0-0-0		0-0-0		NEUTRAL		0-1-0		0-3-0		5-3-0								
10-22-0		0-0-0		0-5-0		NON-CONFERENCE		0-4-0		1-4-0		9-9-0								
4-6-0		0-0-0		0-0-0		HOME		0-0-0		1-1-0		3-5-0								
1-11-0		0-0-0		0-0-		AWAY		0-3-0		0-1-0		1-2-0								
5-5-0		0-0-0		0-0-0		NEUTRAL		0-1-0		0-2-0		5-2-0								
9-14-0		0-0-0		0-0-0		CONFERENCE		1-5-0		1-3-0		7-6-0								
3-7-0		0-0-0		0-0-0		HOME		0-1-0		1-2-0		2-4-0								
6-5-0		0-0-0		0-0-0		AWAY		1-4-0		0-0-0		5-1-0								
0-2-0		0-0-0		0-0-0		NEUTRAL		0-0-0		0-1-0		0-1-0								
RPI	S	Opponent	Score	RPI	S	Opponent	Score	RPI	S	Opponent	Score	RPI	S	Opponent	Score					
				30	A	Virginia Tech	0 9	56	A	Radford	3 4	109	H	Longwood	14 6					
				30	A	Virginia Tech	3 4	56	A	Radford	1 9	109	H	Longwood	3 11					
				39	A	Baylor	1 2	56	H	Radford	3 6	111	A	Sam Houston St.	0 3					
				43	A	Texas St.	0 8	61	A	Virginia	1 7	118	H	Charleston So.	1 2					
				43	A	Texas St.	0 2	61	A	Virginia	5 6	118	H	Charleston So.	9 8					
								73	N	North Dakota St.	0 1	118	H	Charleston So.	5 8					
								82	A	S.C. Upstate	0 16	118	N	Charleston So.	3 14					
								91	A	Coastal Caro.	3 5	149	N	Monmouth	0 7					
								91	A	Coastal Caro.	2 7	149	N	Monmouth	1 2					
								91	A	Coastal Caro.	4 2	157	A	Gardner-Webb	4 0					
												157	A	Gardner-Webb	8 3					
												157	A	Gardner-Webb	7 5					
												173	H	UNC Greensboro	5 6					
												173	H	UNC Greensboro	1 9					
												186	N	Georgetown	7 2					
												186	N	Georgetown	2 9					
												191	H	Campbell	6 9					
												191	H	Campbell	7 6					
												191	H	Campbell	7 12					
												194	A	Elon	1 4					
												200	H	Cornell	4 7					
												200	H	Cornell	0 7					
												202	H	Winthrop	4 3					
												202	H	Winthrop	0 1					
												202	H	Winthrop	2 4					
												203	N	Buffalo	3 6					
												225	H	East Tenn. St.	7 10					

Non-Div. I Games:

Liberty

RPI	S	Opponent	Score	
225	H	East Tenn. St.	14	13
247	A	Presbyterian	3	4
247	A	Presbyterian	4	1
247	A	Presbyterian	3	1
247	N	Presbyterian	1	4
252	N	Savannah St.	7	1
252	N	Savannah St.	8	6
263	A	Hampton	9	6
263	A	Hampton	3	5
265	N	La Salle	10	1
276	H	N.C. A&T	13	5
276	H	N.C. A&T	9	8
285	N	N.C. Central	14	5

Liberty

Average RPI Win: 188		WON-LOST RECORD		WINNING PCT. RANK		LAST 10 GAMES		STRENGTH OF SCHEDULE		OPP. STRENGTH OF SCHEDULE		TEAM RPI		ADJ RPI		CONF. RPI		ADJ CONF. RPI	
DIV. I ONLY		19-34-0		.35849 219		2-8-0		198		184		219		.43549 224		13		13	
DIV. I NON-CONF.		13-14-0		.48148 140		0-2-0		243		225		196		.45916 196		14		14	
TOTALS		RPI 1-25		RPI 26-50		W-L RECORDS		RPI 51-100		RPI 101-150		RPI 150+							
19-34-0		0-0-0		1-2-0		OVERALL		1-10-0		3-7-0		14-15-0							
6-15-0		0-0-0		1-1-0		HOME		0-4-0		0-0-0		5-10-0							
3-16-0		0-0-0		0-1-0		AWAY		1-6-0		1-5-0		1-4-0							
10-3-0		0-0-0		0-0-0		NEUTRAL		0-0-0		2-2-0		8-1-0							
13-14-0		0-0-0		0-0-0		NON-CONFERENCE		0-5-0		2-2-0		11-7-0							
2-6-0		0-0-0		0-0-0		HOME		0-1-0		0-0-0		2-5-0							
1-5-0		0-0-0		0-0-		AWAY		0-4-0		0-0-0		1-1-0							
10-3-0		0-0-0		0-0-0		NEUTRAL		0-0-0		2-2-0		8-1-0							
6-20-0		0-0-0		1-2-0		CONFERENCE		1-5-0		1-5-0		3-8-0							
4-9-0		0-0-0		1-1-0		HOME		0-3-0		0-0-0		3-5-0							
2-11-0		0-0-0		0-1-0		AWAY		1-2-0		1-5-0		0-3-0							
0-0-0		0-0-0		0-0-0		NEUTRAL		0-0-0		0-0-0		0-0-0							
RPI	S	Opponent	Score	RPI	S	Opponent	Score	RPI	S	Opponent	Score	RPI	S	Opponent	Score				
				48	A	Illinois St.	1 9	53	A	Wisconsin	0 8	102	N	Bowling Green	4 3				
				48	H	Illinois St.	6 1	53	A	Wisconsin	7 9	125	N	Murray St.	3 11				
				48	H	Illinois St.	0 3	59	A	Illinois	2 7	126	N	Lehigh	5 3				
								71	H	UNI	1 11	135	A	Creighton	0 4				
								71	H	UNI	0 7	135	A	Creighton	4 12				
								71	H	UNI	5 7	135	A	Creighton	0 9				
								77	A	Southern Ill.	1 3	140	N	Penn	0 2				
								77	A	Southern Ill.	0 5	141	A	Missouri St.	0 1				
								77	A	Southern Ill.	4 2	141	A	Missouri St.	3 2				
								79	A	Western Ky.	2 10	141	A	Missouri St.	0 1				
								90	H	Indiana	0 3	152	H	Bradley	2 1				
												152	H	Bradley	2 4				
												161	H	Drake	0 2				
												161	H	Drake	1 5				
												161	H	Drake	2 4				
												164	H	Eastern Ill.	3 0				
												166	H	Butler	0 6				
												166	H	Butler	4 8				
												175	N	Akron	3 2				
												177	H	Saint Louis	3 5				
												177	H	Saint Louis	1 0				
				LAST 10 GAMES								201	H	Wichita St.	7 6				
				235	A	Evansville	0 7	141	A	Missouri St.	0 1	201	H	Wichita St.	8 2				
				235	A	Evansville	3 4	53	A	Wisconsin	7 9	201	H	Wichita St.	1 4				
				235	A	Evansville	1 4	53	A	Wisconsin	0 8	207	H	Southeast Mo. St.	0 4				
				141	A	Missouri St.	3 2	48	A	Illinois St.	1 9	207	H	Southeast Mo. St.	6 9				
				141	A	Missouri St.	0 1	201	H	Wichita St.	7 6	219	N	Sacred Heart	8 2				

Non-Div. I Games:

Indiana St.

Indianast.

I
n
d
i
a
n
a
s
t
.

Indiana St.

Average RPI Win:		196	WON-LOST RECORD		WINNING PCT. RANK		LAST 10 GAMES		STRENGTH OF SCHEDULE		OPP. STRENGTH OF SCHEDULE		TEAM RPI		ADJ RPI		CONF. RPI		ADJ CONF. RPI				
Average RPI Loss:		119																					
DIV. I ONLY			11-38-0		.22449 273		1-9-0		112		149		237		.43233 225		11		11				
DIV. I NON-CONF.			10-21-0		.32258 227		0-4-0		149		197		215		.44788 211		11		11				
TOTALS		RPI 1-25		RPI 26-50		W-L RECORDS		RPI 51-100		RPI 101-150		RPI 150+											
11-38-0		0-2-0		1-0-0		OVERALL		0-17-0		2-7-0		8-12-0											
4-10-0		0-0-0		0-0-0		HOME		0-4-0		1-3-0		3-3-0											
1-17-0		0-1-0		0-0-0		AWAY		0-10-0		0-0-0		1-6-0											
6-11-0		0-1-0		1-0-0		NEUTRAL		0-3-0		1-4-0		4-3-0											
10-21-0		0-2-0		1-0-0		NON-CONFERENCE		0-5-0		1-4-0		8-10-0											
3-3-0		0-0-0		0-0-0		HOME		0-0-0		0-0-0		3-3-0											
1-7-0		0-1-0		0-0-		AWAY		0-2-0		0-0-0		1-4-0											
6-11-0		0-1-0		1-0-0		NEUTRAL		0-3-0		1-4-0		4-3-0											
1-17-0		0-0-0		0-0-0		CONFERENCE		0-12-0		1-3-0		0-2-0											
1-7-0		0-0-0		0-0-0		HOME		0-4-0		1-3-0		0-0-0											
0-10-0		0-0-0		0-0-0		AWAY		0-8-0		0-0-0		0-2-0											
0-0-0		0-0-0		0-0-0		NEUTRAL		0-0-0		0-0-0		0-0-0											
RPI	S	Opponent		Score		RPI	S	Opponent		Score		RPI	S	Opponent		Score		RPI	S	Opponent		Score	
5	A	Tennessee		0	8	47	N	Boston U.		7	3	62	A	Chattanooga		1	6	109	N	Longwood		2	3
14	N	Missouri		3	9							65	N	Troy		9	12	113	N	UT Martin		5	1
												67	N	Ball St.		2	7	120	N	Central Mich.		3	5
												69	A	Lipscomb		0	4	124	N	LIU Brooklyn		1	5
												69	A	Lipscomb		5	7	127	H	Stetson		3	1
												74	H	Fla. Gulf Coast		2	8	127	H	Stetson		0	5
												74	H	Fla. Gulf Coast		0	10	134	N	Temple		3	4
												75	H	Kennesaw St.		0	9	137	H	Mercer		2	3
												75	H	Kennesaw St.		3	4	137	H	Mercer		3	4
												76	A	Georgia St.		2	11	159	H	Eastern Ky.		0	8
												81	A	Jacksonville		1	9	159	H	Eastern Ky.		0	6
												81	A	Jacksonville		1	5	159	N	Eastern Ky.		2	3
												82	A	S.C. Upstate		0	4	163	A	Tennessee Tech		1	5
												82	A	S.C. Upstate		3	8	163	A	Tennessee Tech		3	11
												83	N	Valparaiso		2	4	188	A	Appalachian St.		9	13
												88	A	North Florida		1	2	208	H	Western Caro.		7	0
												88	A	North Florida		0	1	208	H	Western Caro.		1	0
																		208	N	Western Caro.		10	11
																		208	N	Western Caro.		4	5
																		216	A	Belmont		2	5
																		216	A	Belmont		3	6
																		223	A	Liberty		10	7
																		223	A	Liberty		13	14
																		227	N	Nicholls St.		10	5
																		236	N	Canisius		6	5
																		247	H	Presbyterian		4	5
																		247	H	Presbyterian		5	4
				LAST 10 GAMES																			
						69	A	Lipscomb		5	7	159	H	Eastern Ky.		0	8						
						69	A	Lipscomb		0	4	163	A	Tennessee Tech		3	11						
						216	A	Belmont		3	6	163	A	Tennessee Tech		1	5						
						216	A	Belmont		2	5	127	H	Stetson		3	1						
						159	H	Eastern Ky.		0	6	127	H	Stetson		0	5						

Non-Div. I Games:

East Tenn. St.

RPI	S	Opponent	Score	
258	N	Niagara	1	0
259	N	Wagner	12	0

East Tenn. St.

E
a
s
t
T
e
n
n
.
S
t
.

E
a
s
t
T
e
n
n
.
S
t
.

I
U
P
U
I

 Tie, Loss, Non-Conf,S Site, H Home, A Away, N Neutral Page 385

RPI	S	Opponent	Score	
222	H	Morehead St.	8	9
224	H	Indiana St.	2	1
224	H	Indiana St.	2	6
227	N	Nicholls St.	5	0
231	N	Northwestern St.	1	4
257	A	South Dakota	4	5
257	A	South Dakota	8	1
257	A	South Dakota	0	2
272	A	Oakland	3	4
272	A	Oakland	10	2
272	A	Oakland	1	3

Average RPI Win:		195	WON-LOST RECORD		WINNING PCT. RANK		LAST 10 GAMES		STRENGTH OF SCHEDULE		OPP. STRENGTH OF SCHEDULE		TEAM RPI		ADJ RPI		CONF. RPI		ADJ CONF. RPI				
DIV. I ONLY			13-31-0		.29545 249		4-6-0		171		176		235		.43119 227		18		18				
DIV. I NON-CONF.			5-17-0		.22727 256		0-0-0		153		169		244		.42453 237		16		16				
TOTALS		RPI 1-25		RPI 26-50		W-L RECORDS		RPI 51-100		RPI 101-150		RPI 150+											
13-31-0		0-3-0		1-4-0		OVERALL		0-2-0		2-10-0		10-12-0											
7-8-0		0-1-0		1-2-0		HOME		0-0-0		1-4-0		5-1-0											
4-11-0		0-2-0		0-1-0		AWAY		0-0-0		1-3-0		3-5-0											
2-12-0		0-0-0		0-1-0		NEUTRAL		0-2-0		0-3-0		2-6-0											
5-17-0		0-3-0		0-3-0		NON-CONFERENCE		0-2-0		0-3-0		5-6-0											
2-3-0		0-1-0		0-1-0		HOME		0-0-0		0-1-0		2-0-0											
1-4-0		0-2-0		0-0-		AWAY		0-0-0		0-0-0		1-1-0											
2-10-0		0-0-0		0-1-0		NEUTRAL		0-2-0		0-2-0		2-5-0											
8-14-0		0-0-0		1-1-0		CONFERENCE		0-0-0		2-7-0		5-6-0											
5-5-0		0-0-0		1-1-0		HOME		0-0-0		1-3-0		3-1-0											
3-7-0		0-0-0		0-0-0		AWAY		0-0-0		1-3-0		2-4-0											
0-2-0		0-0-0		0-0-0		NEUTRAL		0-0-0		0-1-0		0-1-0											
RPI	S	Opponent		Score		RPI	S	Opponent		Score		RPI	S	Opponent		Score		RPI	S	Opponent		Score	
9	A	La.-Lafayette		4	15	34	N	Kentucky		1	9	65	N	Troy		0	3	107	A	McNeese St.		3	2
17	A	LSU		1	6	36	A	South Ala.		1	10	67	N	Ball St.		1	3	107	A	McNeese St.		0	8
17	H	LSU		2	10	36	H	South Ala.		2	8							111	H	Sam Houston St.		3	6
						43	H	Texas St.		1	0							111	H	Sam Houston St.		4	6
						43	H	Texas St.		0	3							113	N	UT Martin		3	5
																		131	H	La.-Monroe		4	7
																		138	A	Central Ark.		1	4
																		138	A	Central Ark.		0	4
																		146	H	A&M-Corpus Christi		1	0
																		146	H	A&M-Corpus Christi		6	11
																		146	N	A&M-Corpus Christi		1	9
																		147	N	Mississippi Val.		2	6
																		155	N	Louisiana Tech		5	2
																		159	N	Eastern Ky.		4	7
																		168	A	UTSA		3	11
																		168	A	UTSA		6	3
																		175	N	Akron		5	1
																		179	N	Northern Ill.		8	9
																		211	A	Southern Miss.		4	5
																		213	A	Stephen F. Austin		0	2
																		213	A	Stephen F. Austin		1	0
																		213	N	Stephen F. Austin		1	2
																		220	A	Texas-Arlington		0	2
																		220	A	Texas-Arlington		1	2
																		225	N	East Tenn. St.		5	10
																		226	N	IUPUI		0	5
																		231	H	Northwestern St.		0	1
																		231	H	Northwestern St.		0	1
LAST 10 GAMES																							
																		146	H	A&M-Corpus Christi		6	11
																		146	H	A&M-Corpus Christi		1	0
																		220	A	Texas-Arlington		1	2
																		220	A	Texas-Arlington		0	2
																		168	A	UTSA		3	11

Non-Div. I Games: Centenary (LA) 9 1

Nicholls St.

RPI	S	Opponent	Score	
231	H	Northwestern St.	5	1
240	A	Jackson St.	11	2
240	N	Jackson St.	2	10
244	H	Southeastern La.	10	2
244	H	Southeastern La.	8	0
283	H	Alcorn St.	6	1
288	H	Southern U.	6	2

Nicholls St.

N
i
c
h
o
l
l
s
S
t
.

N
i
c
h
o
l
l
s
S
t
.

Average RPI Win: 239		WON-LOST RECORD	WINNING PCT. RANK	LAST 10 GAMES	STRENGTH OF SCHEDULE	OPP. STRENGTH OF SCHEDULE	TEAM RPI	ADJ RPI	CONF. RPI	ADJ CONF. RPI					
Average RPI Loss: 154															
DIV. I ONLY		24-30-0	.44444	179	3-7-0	260	241	225	.43079	228	25	25			
DIV. I NON-CONF.		16-17-0	.48485	135	1-1-0	266	265	217	.44403	215	23	23			
<hr/>															
TOTALS		RPI 1-25		RPI 26-50		W-L RECORDS		RPI 51-100		RPI 101-150		RPI 150+			
24-30-0		0-0-0		0-3-0		OVERALL		0-4-0		1-4-0		23-19-0			
12-11-0		0-0-0		0-3-0		HOME		0-0-0		0-2-0		12-6-0			
6-14-0		0-0-0		0-0-0		AWAY		0-3-0		0-0-0		6-11-0			
6-5-0		0-0-0		0-0-0		NEUTRAL		0-1-0		1-2-0		5-2-0			
16-17-0		0-0-0		0-0-0		NON-CONFERENCE		0-1-0		1-4-0		15-12-0			
8-6-0		0-0-0		0-0-0		HOME		0-0-0		0-2-0		8-4-0			
2-6-0		0-0-0		0-0-		AWAY		0-0-0		0-0-0		2-6-0			
6-5-0		0-0-0		0-0-0		NEUTRAL		0-1-0		1-2-0		5-2-0			
8-13-0		0-0-0		0-3-0		CONFERENCE		0-3-0		0-0-0		8-7-0			
4-5-0		0-0-0		0-3-0		HOME		0-0-0		0-0-0		4-2-0			
4-8-0		0-0-0		0-0-0		AWAY		0-3-0		0-0-0		4-5-0			
0-0-0		0-0-0		0-0-0		NEUTRAL		0-0-0		0-0-0		0-0-0			
RPI	S	Opponent	Score	RPI	S	Opponent	Score	RPI	S	Opponent	Score				
				40	H	Hofstra	1 4	76	A	Georgia St.	0 4	104	N	Boston College	1 6
				40	H	Hofstra	0 7	76	A	Georgia St.	0 4	116	N	Robert Morris	2 3
				40	H	Hofstra	0 10	76	A	Georgia St.	1 8	136	H	Villanova	3 4
								88	N	North Florida	1 2	136	H	Villanova	3 4
												144	N	Ohio	3 2
												151	A	Charlotte	3 7
												151	H	Charlotte	4 7
												153	A	James Madison	2 7
												153	A	James Madison	6 7
												153	A	James Madison	0 1
												169	H	Seton Hall	1 0
												169	H	Seton Hall	5 9
												171	N	Saint Joseph's	2 7
												179	N	Northern Ill.	0 7
												181	A	Delaware St.	1 6
												184	A	Fairfield	7 5
												184	H	Fairfield	2 0
												186	H	Georgetown	1 3
												187	N	Northern Colo.	2 1
												190	A	George Washington	5 6
												191	A	Campbell	3 5
				LAST 10 GAMES								195	H	Providence	8 3
				153	A	James Madison	6 7	40	H	Hofstra	0 10	195	N	Providence	8 1
				153	A	James Madison	2 7	40	H	Hofstra	1 4	198	A	Bethune-Cookman	0 1
				153	A	James Madison	0 1	250	A	Mt. St. Mary's	3 0	198	A	Bethune-Cookman	2 3
				181	A	Delaware St.	1 6	266	A	George Mason	4 2	236	N	Canisius	7 5
				40	H	Hofstra	0 7	266	A	George Mason	5 2	239	A	Drexel	3 4

Non-Div. I Games:

Towson

RPI	S	Opponent	Score	
239	A	Drexel	2	0
239	A	Drexel	1	2
250	A	Mt. St. Mary's	3	0
251	H	Delaware	1	0
251	H	Delaware	4	5
251	H	Delaware	4	3
261	H	UMBC	0	6
266	A	George Mason	6	5
266	A	George Mason	5	2
266	A	George Mason	4	2
267	H	UNC Wilmington	2	1
267	H	UNC Wilmington	6	5
267	H	UNC Wilmington	0	3
270	H	Columbia	10	0
270	H	Columbia	2	0
270	H	Columbia	15	0
279	H	Howard	10	0
279	H	Howard	11	1
280	N	Morgan St.	12	3
280	N	Morgan St.	7	5

Towson

T
O
W
S
O
N

T
O
W
S
O
N

Average RPI Win:	204	WON-LOST	WINNING	LAST 10	STRENGTH OF	OPP. STRENGTH	TEAM	ADJ	CONF.	ADJ CONF.					
Average RPI Loss:	157	RECORD	PCT. RANK	GAMES	SCHEDULE	OF SCHEDULE	RPI	RPI	RPI	RPI					
DIV. I ONLY		21-32-1	.39815	202	3-6-1	238	203	226	.43046	229	19	19			
DIV. I NON-CONF.		16-18-0	.47059	148	0-0-0	258	232	211	.44825	209	19	19			
<hr/>															
TOTALS	RPI 1-25	RPI 26-50		W-L RECORDS		RPI 51-100		RPI 101-150		RPI 150+					
21-32-1	0-0-0	0-4-0		OVERALL		3-4-0		1-6-0		17-18-1					
10-6-1	0-0-0	0-0-0		HOME		1-1-0		0-2-0		9-3-1					
6-16-0	0-0-0	0-4-0		AWAY		2-2-0		0-0-0		4-10-0					
5-10-0	0-0-0	0-0-0		NEUTRAL		0-1-0		1-4-0		4-5-0					
<hr/>															
16-18-0	0-0-0	0-2-0		NON-CONFERENCE		1-4-0		1-4-0		14-8-0					
8-1-0	0-0-0	0-0-0		HOME		1-1-0		0-0-0		7-0-0					
3-7-0	0-0-0	0-0-		AWAY		0-2-0		0-0-0		3-3-0					
5-10-0	0-0-0	0-0-0		NEUTRAL		0-1-0		1-4-0		4-5-0					
<hr/>															
5-14-1	0-0-0	0-2-0		CONFERENCE		2-0-0		0-2-0		3-10-1					
2-5-1	0-0-0	0-0-0		HOME		0-0-0		0-2-0		2-3-1					
3-9-0	0-0-0	0-2-0		AWAY		2-0-0		0-0-0		1-7-0					
0-0-0	0-0-0	0-0-0		NEUTRAL		0-0-0		0-0-0		0-0-0					
<hr/>															
RPI	S	Opponent	Score	RPI	S	Opponent	Score	RPI	S	Opponent	Score				
				37	A	Massachusetts	4 5	52	A	Maryland	7 17	116	N	Robert Morris	4 8
				37	A	Massachusetts	1 9	76	N	Georgia St.	0 4	129	N	Kent St.	3 5
				47	A	Boston U.	0 8	93	A	Fordham	1 0	129	N	Kent St.	0 8
				47	A	Boston U.	0 8	93	A	Fordham	6 3	134	H	Temple	4 7
								94	A	Connecticut	0 10	134	H	Temple	1 10
								95	H	Harvard	5 1	138	N	Central Ark.	2 10
								95	H	Harvard	2 6	138	N	Central Ark.	6 5
												151	H	Charlotte	0 8
												151	H	Charlotte	4 3
												171	H	Saint Joseph's	1 11
												171	H	Saint Joseph's	3 3
												177	A	Saint Louis	2 4
												177	A	Saint Louis	8 3
												184	A	Fairfield	3 4
												184	A	Fairfield	5 4
												190	A	George Washington	1 5
												190	A	George Washington	2 3
												194	N	Elon	10 2
												195	H	Providence	6 3
												195	H	Providence	3 2
												196	H	Dayton	1 6
												196	H	Dayton	4 2
				LAST 10 GAMES								205	N	Furman	3 7
				93	A	Fordham	6 3	151	H	Charlotte	0 8	206	N	Saint Francis (PA)	2 1
				93	A	Fordham	1 0	37	A	Massachusetts	1 9	208	N	Western Caro.	0 5
				265	A	La Salle	3 9	37	A	Massachusetts	4 5	211	A	Southern Miss.	0 12
				265	A	La Salle	3 6	171	H	Saint Joseph's	3 3	211	A	Southern Miss.	4 5
				151	H	Charlotte	4 3	171	H	Saint Joseph's	1 11				

Non-Div. I Games:

Rhode Island

RPI	S	Opponent	Score
214	A	St. Bonaventure	1 3
214	A	St. Bonaventure	5 6
222	N	Morehead St.	11 15
246	N	Princeton	7 4
246	N	Princeton	4 9
247	N	Siena	8 0
250	N	Mt. St. Mary's	0 8
261	A	UMBC	9 1
264	H	Hartford	6 5
265	A	La Salle	3 9
265	A	La Salle	3 6
268	H	Yale	5 3
268	H	Yale	7 0
269	H	Brown	2 1
269	H	Brown	10 1
277	A	Holy Cross	11 1

Rhode Island

Average RPI Win:	198	WON-LOST RECORD	WINNING PCT. RANK	LAST 10 GAMES		STRENGTH OF SCHEDULE	OPP. STRENGTH OF SCHEDULE	TEAM RPI	ADJ RPI	CONF. RPI	ADJ CONF. RPI
DIV. I ONLY		13-30-0	.30233 246	1-9-0		181	145	231	.42964 230	23	22
DIV. I NON-CONF.		3-16-0	.15789 272	0-2-0		59	65	220	.44249 217	20	18
TOTALS	RPI 1-25		RPI 26-50	W-L RECORDS		RPI 51-100		RPI 101-150		RPI 150+	
13-30-0	0-6-0		0-1-0	OVERALL		0-4-0		2-5-0		11-14-0	
4-6-0	0-0-0		0-0-0	HOME		0-0-0		0-0-0		4-6-0	
5-16-0	0-6-0		0-0-0	AWAY		0-2-0		1-3-0		4-5-0	
4-8-0	0-0-0		0-1-0	NEUTRAL		0-2-0		1-2-0		3-3-0	
3-16-0	0-6-0		0-1-0	NON-CONFERENCE		0-4-0		0-2-0		3-3-0	
1-1-0	0-0-0		0-0-0	HOME		0-0-0		0-0-0		1-1-0	
0-8-0	0-6-0		0-0-	AWAY		0-2-0		0-0-0		0-0-0	
2-7-0	0-0-0		0-1-0	NEUTRAL		0-2-0		0-2-0		2-2-0	
10-14-0	0-0-0		0-0-0	CONFERENCE		0-0-0		2-3-0		8-11-0	
3-5-0	0-0-0		0-0-0	HOME		0-0-0		0-0-0		3-5-0	
5-8-0	0-0-0		0-0-0	AWAY		0-0-0		1-3-0		4-5-0	
2-1-0	0-0-0		0-0-0	NEUTRAL		0-0-0		1-0-0		1-1-0	
RPI S Opponent Score	RPI S Opponent Score	RPI S Opponent Score	RPI S Opponent Score	RPI S Opponent Score	RPI S Opponent Score	RPI S Opponent Score	RPI S Opponent Score	RPI S Opponent Score	RPI S Opponent Score	RPI S Opponent Score	RPI S Opponent Score
6 A Oregon 8 9	26 N DePaul 0 7	57 A Boise St. 0 9	121 A Portland St. 1 0	6 A Oregon 0 8	57 A Boise St. 3 8	121 A Portland St. 3 5	18 A Washington 0 8	100 N New Mexico 5 6	121 A Portland St. 0 3	121 A Portland St. 0 2	132 N Sacramento St. 5 4
18 A Washington 0 4		100 N New Mexico 5 8	150 N UMKC 2 3	23 A Hawaii 2 6		150 N UMKC 0 1	18 A Washington 0 4		154 A St. Mary's (CA) 2 8	168 N UTSA 6 1	168 N UTSA 3 8
23 A Hawaii 0 21			172 H Utah Valley 1 2			172 H Utah Valley 11 2	23 A Hawaii 0 21		172 H Utah Valley 2 0	172 H Utah Valley 7 6	187 H Northern Colo. 3 6
			187 H Northern Colo. 2 9			187 H Northern Colo. 0 2			187 H Northern Colo. 0 2	187 H Northern Colo. 6 7	210 A Weber St. 19 0
			187 H Northern Colo. 3 6			210 A Weber St. 6 10			210 A Weber St. 4 5	210 A Weber St. 2 8	233 A Idaho St. 5 3
			187 H Northern Colo. 0 2			210 A Weber St. 2 8			233 A Idaho St. 4 0	233 A Idaho St. 5 3	233 A Idaho St. 2 4
			6 A Oregon 0 8			233 A Idaho St. 2 4			238 H North Dakota 4 5		
			6 A Oregon 8 9								
			187 H Northern Colo. 2 9								
			187 H Northern Colo. 3 6								
			187 H Northern Colo. 0 2								

Non-Div. I Games:	British Columbia	12	1	British Columbia	8	0
--------------------------	-------------------------	-----------	----------	-------------------------	----------	----------

Seattle

Seattle

Through Games Of June 6, 2012 (FINAL)

RPI	S	Opponent	Score	
238	H	North Dakota	11	4
238	N	North Dakota	2	1
238	N	North Dakota	6	7
254	N	Santa Clara	2	3
254	N	Santa Clara	3	2

Seattle

S
e
a
t
t
l
e

S
e
a
t
t
l
e

Average RPI Win: 228		WON-LOST RECORD		WINNING PCT. RANK		LAST 10 GAMES		STRENGTH OF SCHEDULE		OPP. STRENGTH OF SCHEDULE		TEAM RPI		ADJ RPI		CONF. RPI		ADJ CONF. RPI	
DIV. I ONLY		19-31-0		.38 210		3-7-0		234		210		228		.42809 231		18		18	
DIV. I NON-CONF.		12-18-0		.4 190		0-3-0		253		230		233		.43092 232		16		16	
TOTALS		RPI 1-25		RPI 26-50		W-L RECORDS		RPI 51-100		RPI 101-150		RPI 150+							
19-31-0		0-1-0		0-8-0		OVERALL		0-2-0		3-8-0		16-12-0							
8-7-0		0-0-0		0-2-0		HOME		0-0-0		2-4-0		6-1-0							
9-18-0		0-1-0		0-5-0		AWAY		0-2-0		1-4-0		8-6-0							
2-6-0		0-0-0		0-1-0		NEUTRAL		0-0-0		0-0-0		2-5-0							
12-18-0		0-1-0		0-6-0		NON-CONFERENCE		0-2-0		1-2-0		11-7-0							
4-1-0		0-0-0		0-0-0		HOME		0-0-0		1-1-0		3-0-0							
6-11-0		0-1-0		0-0-		AWAY		0-2-0		0-1-0		6-2-0							
2-6-0		0-0-0		0-1-0		NEUTRAL		0-0-0		0-0-0		2-5-0							
7-13-0		0-0-0		0-2-0		CONFERENCE		0-0-0		2-6-0		5-5-0							
4-6-0		0-0-0		0-2-0		HOME		0-0-0		1-3-0		3-1-0							
3-7-0		0-0-0		0-0-0		AWAY		0-0-0		1-3-0		2-4-0							
0-0-0		0-0-0		0-0-0		NEUTRAL		0-0-0		0-0-0		0-0-0							
RPI S	Opponent		Score		RPI S	Opponent		Score		RPI S	Opponent		Score		RPI S	Opponent		Score	
9	A	La.-Lafayette	0	10	28	N	North Carolina	0	1	84	A	North Texas	1	5	107	H	McNeese St.	3	7
					39	A	Baylor	0	3	84	A	North Texas	8	17	107	H	McNeese St.	1	2
					39	A	Baylor	0	3						111	A	Sam Houston St.	3	4
					42	A	Arkansas	7	10						111	A	Sam Houston St.	1	9
					42	A	Arkansas	0	6						131	A	La.-Monroe	0	10
					43	H	Texas St.	0	9						131	H	La.-Monroe	3	1
					43	H	Texas St.	1	7						131	H	La.-Monroe	3	8
					46	A	Houston	1	6						138	A	Central Ark.	5	3
															138	A	Central Ark.	1	6
															146	H	A&M-Corpus Christi	1	3
															146	H	A&M-Corpus Christi	3	0
															155	A	Louisiana Tech	3	4
															155	H	Louisiana Tech	3	0
															155	N	Louisiana Tech	5	7
															165	N	SIU Edwardsville	4	7
															168	A	UTSA	4	6
															168	A	UTSA	5	6
															207	N	Southeast Mo. St.	1	3
															213	H	Stephen F. Austin	8	0
															213	H	Stephen F. Austin	3	0
															220	A	Texas-Arlington	2	0
															220	A	Texas-Arlington	2	6
															226	N	IUPUI	4	1
															227	A	Nicholls St.	1	0
															227	A	Nicholls St.	1	5
															240	A	Jackson St.	16	6
															240	A	Jackson St.	8	9
LAST 10 GAMES				84 A North Texas 1 5				244 H Southeastern La. 4 3				226 N IUPUI 4 1							
				84 A North Texas 8 17				244 H Southeastern La. 2 10				227 A Nicholls St. 1 0							
				155 A Louisiana Tech 3 4				227 A Nicholls St. 1 5				227 A Nicholls St. 1 5							
				43 H Texas St. 1 7				227 A Nicholls St. 1 0				240 A Jackson St. 16 6							
				43 H Texas St. 0 9				220 A Texas-Arlington 2 0				240 A Jackson St. 8 9							

Non-Div. I Games:

Northwestern St.

RPI	S	Opponent	Score	
240	N	Jackson St.	1	4
242	A	Houston Baptist	3	1
242	A	Houston Baptist	4	3
244	H	Southeastern La.	4	3
244	H	Southeastern La.	2	10
256	A	Tennessee St.	8	0
256	N	Tennessee St.	1	4
287	N	Grambling	10	1
288	A	Southern U.	8	6
288	A	Southern U.	7	2
288	H	Southern U.	10	5
288	H	Southern U.	4	0

Northwestern St.

N
o
r
t
h
w
e
s
t
e
r
n
s
t
.

N
o
r
t
h
w
e
s
t
e
r
n
s
t
.

Average RPI Win:		173	WON-LOST RECORD		WINNING PCT. RANK		LAST 10 GAMES		STRENGTH OF SCHEDULE		OPP. STRENGTH OF SCHEDULE		TEAM RPI		ADJ RPI		CONF. RPI		ADJ CONF. RPI								
DIV. I ONLY			13-39-0		.25	266	3-7-0		137		153		238		.42641	232	23		22								
DIV. I NON-CONF.			6-25-0		.19355	261	0-0-0		132		118		243		.42685	234	20		18								
TOTALS		RPI 1-25		RPI 26-50		W-L RECORDS		RPI 51-100		RPI 101-150		RPI 150+															
13-39-0		0-3-0		0-0-0		OVERALL		1-13-0		5-13-0		7-10-0															
4-15-0		0-1-0		0-0-0		HOME		0-4-0		3-5-0		1-5-0															
5-15-0		0-0-0		0-0-0		AWAY		1-5-0		2-6-0		2-4-0															
4-9-0		0-2-0		0-0-0		NEUTRAL		0-4-0		0-2-0		4-1-0															
6-25-0		0-3-0		0-0-0		NON-CONFERENCE		1-13-0		1-5-0		4-4-0															
1-6-0		0-1-0		0-0-0		HOME		0-4-0		0-0-0		1-1-0															
2-10-0		0-0-0		0-0-		AWAY		1-5-0		1-3-0		0-2-0															
3-9-0		0-2-0		0-0-0		NEUTRAL		0-4-0		0-2-0		3-1-0															
7-14-0		0-0-0		0-0-0		CONFERENCE		0-0-0		4-8-0		3-6-0															
3-9-0		0-0-0		0-0-0		HOME		0-0-0		3-5-0		0-4-0															
3-5-0		0-0-0		0-0-0		AWAY		0-0-0		1-3-0		2-2-0															
1-0-0		0-0-0		0-0-0		NEUTRAL		0-0-0		0-0-0		1-0-0															
RPI	S	Opponent		Score		RPI	S	Opponent		Score		RPI	S	Opponent		Score											
4	N	Oklahoma		0	6					68	N	Minnesota		0	10	105	A	UC Santa Barbara		1	3						
18	H	Washington		4	15					72	N	Utah		2	5	105	A	UC Santa Barbara		3	4						
18	N	Washington		0	12					83	N	Valparaiso		2	10	106	A	UNLV		2	6						
												94	H	Connecticut		0	15	117	N	Quinnipiac		1	3				
												94	H	Connecticut		0	9	119	H	Loyola Marymount		0	5				
												95	N	Harvard		0	2	119	H	Loyola Marymount		7	6				
												96	H	Pacific		0	10	119	H	Loyola Marymount		9	3				
												96	H	Pacific		3	9	119	H	Loyola Marymount		4	9				
												98	A	San Jose St.		1	9	122	H	San Diego		1	6				
												98	A	San Jose St.		3	4	122	H	San Diego		1	2				
												98	A	San Jose St.		4	1	122	H	San Diego		4	3				
												98	A	San Jose St.		3	6	122	H	San Diego		0	5				
												100	A	New Mexico		0	8	129	N	Kent St.		5	11				
												100	A	New Mexico		11	18	132	A	Sacramento St.		5	3				
																		132	A	Sacramento St.		1	7				
																		132	A	Sacramento St.		4	5				
																		132	A	Sacramento St.		4	12				
																		133	A	UC Davis		2	1				
																		154	H	St. Mary's (CA)		3	12				
																		154	H	St. Mary's (CA)		5	12				
																		154	H	St. Mary's (CA)		5	10				
																		154	H	St. Mary's (CA)		0	7				
																		183	A	UC Riverside		3	4				
																		183	A	UC Riverside		1	2				
																		185	N	Maine		12	3				
																		185	N	Maine		14	0				
																		199	H	Cal St. Fullerton		8	7				

Non-Div. I Games:

CSU Bakersfield

RPI	S	Opponent	Score
199	H	Cal St. Fullerton	1 4
210	N	Weber St.	5 4
238	N	North Dakota	1 15
238	N	North Dakota	3 1
254	A	Santa Clara	5 10
254	A	Santa Clara	5 8
254	A	Santa Clara	8 2
254	A	Santa Clara	10 5

CSU Bakersfield

Average RPI Win: 171		WON-LOST	WINNING	LAST 10	STRENGTH OF		OPP. STRENGTH	TEAM	ADJ	CONF.	ADJ CONF.
Average RPI Loss: 130		RECORD	PCT. RANK	GAMES	SCHEDULE		OF SCHEDULE	RPI	RPI	RPI	RPI
DIV. I ONLY		12-36-0	.25	266	5-5-0		154	151	246	.42605	233
DIV. I NON-CONF.		5-21-0	.19231	264	1-1-0		96	91	231	.43995	223
TOTALS		RPI 1-25	RPI 26-50		W-L RECORDS		RPI 51-100		RPI 101-150		RPI 150+
12-36-0		0-3-0	1-2-0		OVERALL		0-7-0		2-10-0		9-14-0
5-7-0		0-0-0	1-0-0		HOME		0-2-0		0-0-0		4-5-0
4-15-0		0-0-0	0-1-0		AWAY		0-0-0		1-7-0		3-7-0
3-14-0		0-3-0	0-1-0		NEUTRAL		0-5-0		1-3-0		2-2-0
5-21-0		0-3-0	1-2-0		NON-CONFERENCE		0-7-0		1-5-0		3-4-0
2-2-0		0-0-0	1-0-0		HOME		0-2-0		0-0-0		1-0-0
0-7-0		0-0-0	0-0-		AWAY		0-0-0		0-4-0		0-2-0
3-12-0		0-3-0	0-1-0		NEUTRAL		0-5-0		1-1-0		2-2-0
7-15-0		0-0-0	0-0-0		CONFERENCE		0-0-0		1-5-0		6-10-0
3-5-0		0-0-0	0-0-0		HOME		0-0-0		0-0-0		3-5-0
4-8-0		0-0-0	0-0-0		AWAY		0-0-0		1-3-0		3-5-0
0-2-0		0-0-0	0-0-0		NEUTRAL		0-0-0		0-2-0		0-0-0
RPI S	Opponent	Score	RPI S	Opponent	Score	RPI S	Opponent	Score	RPI S	Opponent	Score
18 N	Washington	2 10	27 N	Texas Tech	4 8	57 H	Boise St.	6 7	106 A	UNLV	1 7
23 N	Hawaii	0 14	32 A	BYU	2 5	64 N	Nebraska	4 12	107 N	McNeese St.	2 4
24 N	Oregon St.	3 16	32 H	BYU	7 4	68 N	Minnesota	2 10	121 A	Portland St.	0 1
						72 H	Utah	2 10	121 A	Portland St.	1 2
						89 N	Ohio St.	2 6	121 A	Portland St.	0 7
						98 N	San Jose St.	4 10	121 A	Portland St.	3 2
						100 N	New Mexico	8 9	132 N	Sacramento St.	2 10
									132 N	Sacramento St.	0 1
									133 A	UC Davis	0 7
									133 A	UC Davis	2 3
									133 A	UC Davis	0 5
									148 N	Memphis	12 4
									152 N	Bradley	16 1
									172 H	Utah Valley	2 3
									172 H	Utah Valley	6 5
									172 H	Utah Valley	6 1
									172 H	Utah Valley	2 4
									178 N	Ill.-Chicago	2 5
									178 N	Ill.-Chicago	0 7
									182 A	Utah St.	0 2
									182 H	Utah St.	1 0
									183 A	UC Riverside	2 3
									187 A	Northern Colo.	4 2
									187 A	Northern Colo.	10 9
									187 A	Northern Colo.	6 8
									187 A	Northern Colo.	10 11
									210 A	Weber St.	10 2
LAST 10 GAMES			LAST 10 GAMES			LAST 10 GAMES			LAST 10 GAMES		
			172 H	Utah Valley	2 4	182 H	Utah St.	1 0			
			172 H	Utah Valley	2 3	187 A	Northern Colo.	10 9			
			172 H	Utah Valley	6 5	187 A	Northern Colo.	6 8			
			172 H	Utah Valley	6 1	187 A	Northern Colo.	10 11			
			182 A	Utah St.	0 2	187 A	Northern Colo.	4 2			

Non-Div. I Games:

Idaho St.

Average RPI Win:	248	WON-LOST RECORD	WINNING PCT. RANK	LAST 10 GAMES	STRENGTH OF SCHEDULE	OPP. STRENGTH OF SCHEDULE	TEAM RPI	ADJ RPI	CONF. RPI	ADJ CONF. RPI			
DIV. I ONLY	19-18-0	.51351	128	5-4-0	271	263	224	.42518	234	26	26		
DIV. I NON-CONF.	14-14-0	.5	129	2-3-0	265	283	216	.43641	228	26	26		
<hr/>													
TOTALS	RPI 1-25	RPI 26-50		W-L RECORDS		RPI 51-100		RPI 101-150		RPI 150+			
19-18-0	0-0-0	0-0-0		OVERALL		0-5-0		0-0-0		19-13-0			
3-2-0	0-0-0	0-0-0		HOME		0-1-0		0-0-0		3-1-0			
3-5-0	0-0-0	0-0-0		AWAY		0-2-0		0-0-0		3-3-0			
13-11-0	0-0-0	0-0-0		NEUTRAL		0-2-0		0-0-0		13-9-0			
<hr/>													
14-14-0	0-0-0	0-0-0		NON-CONFERENCE		0-5-0		0-0-0		14-9-0			
1-2-0	0-0-0	0-0-0		HOME		0-1-0		0-0-0		1-1-0			
3-5-0	0-0-0	0-0-		AWAY		0-2-0		0-0-0		3-3-0			
10-7-0	0-0-0	0-0-0		NEUTRAL		0-2-0		0-0-0		10-5-0			
<hr/>													
5-4-0	0-0-0	0-0-0		CONFERENCE		0-0-0		0-0-0		5-4-0			
2-0-0	0-0-0	0-0-0		HOME		0-0-0		0-0-0		2-0-0			
0-0-0	0-0-0	0-0-0		AWAY		0-0-0		0-0-0		0-0-0			
3-4-0	0-0-0	0-0-0		NEUTRAL		0-0-0		0-0-0		3-4-0			
<hr/>													
RPI	S	Opponent	Score	RPI	S	Opponent	Score	RPI	S	Opponent	Score		
				64 A Nebraska				1	2	161 A Drake		0	5
				64 H Nebraska				0	1	161 A Drake		0	1
				71 N UNI				2	3	170 N Army		3	1
				83 N Valparaiso				0	6	172 N Utah Valley		3	0
				91 A Coastal Caro.				0	5	172 N Utah Valley		4	5
										172 N Utah Valley		0	1
										217 N Green Bay		1	7
										238 H North Dakota		2	0
										238 H North Dakota		8	3
										238 N North Dakota		1	2
										238 N North Dakota		4	2
										238 N North Dakota		4	6
										238 N North Dakota		0	3
										242 N Houston Baptist		3	2
										242 N Houston Baptist		1	3
										242 N Houston Baptist		5	0
										245 N Cleveland St.		2	4
										249 N Dartmouth		5	0
										252 N Savannah St.		3	1
										255 N Rider		0	2
						255 N Rider		3	0				
LAST 10 GAMES													
172 N Utah Valley				4	5	257 A South Dakota		2	0	257 A South Dakota		2	0
238 N North Dakota				4	2	257 A South Dakota		1	0	257 H South Dakota		11	0
242 N Houston Baptist				1	3	238 H North Dakota		8	3	257 H South Dakota		0	2
161 A Drake				0	5	238 H North Dakota		2	0	259 N Wagner		10	2
161 A Drake				0	1	64 H Nebraska		0	1	270 N Columbia		2	1
<hr/>													
Non-Div. I Games:	Sioux Falls	9	3	Neb.-Kearney	7	3	Sioux Falls	13	2	Neb.-Kearney	8	0	
	Peru St.	1	0							Neb. Omaha			

RPI	S	Opponent	Score	
273	N	Manhattan	5	0
274	N	Bucknell	2	0
275	A	Alabama St.	12	4
275	A	Alabama St.	0	4
286	N	Saint Peter's	7	1

Neb. Omaha

N
e
b
.
O
m
a
h
a

N
e
b
.
O
m
a
h
a

[illegible]

Non-Div. I Games:

Evansville

Evansville

Average RPI Win: 234		WON-LOST	WINNING	LAST 10	STRENGTH OF		OPP. STRENGTH	TEAM	ADJ	CONF.	ADJ CONF.
Average RPI Loss: 157		RECORD	PCT. RANK	GAMES	SCHEDULE		OF SCHEDULE	RPI	RPI	RPI	RPI
DIV. I ONLY		20-30-0	.4	200	6-4-0		240	235	229	.42377	236
DIV. I NON-CONF.		8-23-0	.25806	247	0-0-0		215	186	252	.40523	254
TOTALS		RPI 1-25	RPI 26-50		W-L RECORDS		RPI 51-100		RPI 101-150		RPI 150+
20-30-0	0-2-0	0-0-0		OVERALL		0-7-0		1-2-0		19-19-0	
6-5-0	0-0-0	0-0-0		HOME		0-0-0		0-0-0		6-5-0	
10-11-0	0-2-0	0-0-0		AWAY		0-3-0		1-1-0		9-5-0	
4-14-0	0-0-0	0-0-0		NEUTRAL		0-4-0		0-1-0		4-9-0	
8-23-0	0-2-0	0-0-0		NON-CONFERENCE		0-7-0		1-2-0		7-12-0	
1-2-0	0-0-0	0-0-0		HOME		0-0-0		0-0-0		1-2-0	
3-9-0	0-2-0	0-0-0		AWAY		0-3-0		1-1-0		2-3-0	
4-12-0	0-0-0	0-0-0		NEUTRAL		0-4-0		0-1-0		4-7-0	
12-7-0	0-0-0	0-0-0		CONFERENCE		0-0-0		0-0-0		12-7-0	
5-3-0	0-0-0	0-0-0		HOME		0-0-0		0-0-0		5-3-0	
7-2-0	0-0-0	0-0-0		AWAY		0-0-0		0-0-0		7-2-0	
0-2-0	0-0-0	0-0-0		NEUTRAL		0-0-0		0-0-0		0-2-0	
RPI S	Opponent	Score		RPI S	Opponent	Score		RPI S	Opponent	Score	
15 A	South Fla.	0	1	52 N	Maryland	0	8	116 A	Robert Morris	4	1
22 A	Syracuse	5	6	61 N	Virginia	2	7	116 A	Robert Morris	4	6
				62 N	Chattanooga	0	8	124 N	LIU Brooklyn	3	9
				71 N	UNI	0	8	153 N	James Madison	5	9
				74 A	Fla. Gulf Coast	0	9	158 H	Iona	1	0
				86 A	East Carolina	4	12	158 H	Iona	3	5
				86 A	East Carolina	2	6	158 N	Iona	0	5
								174 N	Bryant	3	7
								179 N	Northern Ill.	4	12
								184 H	Fairfield	2	4
								184 H	Fairfield	1	2
								184 N	Fairfield	3	4
								203 A	Buffalo	4	3
								203 H	Buffalo	2	10
								204 N	Toledo	0	1
								214 A	St. Bonaventure	8	0
								214 A	St. Bonaventure	3	6
								215 A	Marist	4	1
								215 A	Marist	4	3
								215 A	Marist	2	6
								217 N	Green Bay	7	5
								225 N	East Tenn. St.	5	6
								228 N	Towson	5	7
								239 N	Drexel	4	1
								241 N	Colgate	4	5
								245 N	Cleveland St.	10	6
								246 N	Princeton	1	0
LAST 10 GAMES				158 N	Iona	0	5	258 A	Niagara	3	2
				215 A	Marist	4	1	258 A	Niagara	4	3
				184 N	Fairfield	3	4	215 A	Marist	4	3
				255 H	Rider	3	2	215 A	Marist	2	6
				255 H	Rider	8	2	273 A	Manhattan	0	4

Non-Div. I Games:

Canisius

RPI	S	Opponent	Score	
247	H	Siena	9	8
247	H	Siena	6	3
250	H	Mt. St. Mary's	6	8
250	H	Mt. St. Mary's	1	0
255	H	Rider	8	2
255	H	Rider	3	2
258	A	Niagara	3	2
258	A	Niagara	4	3
260	A	Coppin St.	3	4
261	A	UMBC	4	6
273	A	Manhattan	5	0
273	A	Manhattan	0	4
286	A	Saint Peter's	11	2
286	A	Saint Peter's	5	3

Canisius

C
a
n
i
s
i
u
s

C
a
n
i
s
i
u
s

Average RPI Win:	184	WON-LOST RECORD	WINNING PCT. RANK	LAST 10 GAMES	STRENGTH OF SCHEDULE	OPP. STRENGTH OF SCHEDULE	TEAM RPI	ADJ RPI	CONF. RPI	ADJ CONF. RPI	
Average RPI Loss:	154										
DIV. I ONLY	13-27-1	.32927	230	3-7-0	205	202	239	.42336	237	21	23
DIV. I NON-CONF.	8-11-1	.425	170	2-0-0	207	204	201	.45737	201	21	22
<hr/>											
TOTALS	RPI 1-25	RPI 26-50		W-L RECORDS		RPI 51-100		RPI 101-150		RPI 150+	
13-27-1	0-0-0	0-0-0		OVERALL		2-6-0		2-10-1		9-11-0	
7-5-1	0-0-0	0-0-0		HOME		1-2-0		2-2-1		4-1-0	
2-16-0	0-0-0	0-0-0		AWAY		0-4-0		0-3-0		2-9-0	
4-6-0	0-0-0	0-0-0		NEUTRAL		1-0-0		0-5-0		3-1-0	
<hr/>											
8-11-1	0-0-0	0-0-0		NON-CONFERENCE		1-1-0		1-5-1		6-5-0	
3-0-1	0-0-0	0-0-0		HOME		0-0-0		1-0-1		2-0-0	
1-5-0	0-0-0	0-0-		AWAY		0-1-0		0-0-0		1-4-0	
4-6-0	0-0-0	0-0-0		NEUTRAL		1-0-0		0-5-0		3-1-0	
<hr/>											
5-16-0	0-0-0	0-0-0		CONFERENCE		1-5-0		1-5-0		3-6-0	
4-5-0	0-0-0	0-0-0		HOME		1-2-0		1-2-0		2-1-0	
1-11-0	0-0-0	0-0-0		AWAY		0-3-0		0-3-0		1-5-0	
0-0-0	0-0-0	0-0-0		NEUTRAL		0-0-0		0-0-0		0-0-0	
<hr/>											
RPI S	Opponent	Score	RPI S	Opponent	Score	RPI S	Opponent	Score	RPI S	Opponent	Score
						64 A	Nebraska	0 8	120 N	Central Mich.	0 2
						73 H	North Dakota St.	2 6	135 H	Creighton	1 0
						73 H	North Dakota St.	8 5	135 H	Creighton	1 1
						73 H	North Dakota St.	0 2	135 N	Creighton	1 8
						74 N	Fla. Gulf Coast	2 1	136 N	Villanova	0 8
						78 A	IPFW	0 8	138 N	Central Ark.	1 2
						78 A	IPFW	0 1	141 N	Missouri St.	2 7
						78 A	IPFW	0 10	142 A	Southern Utah	0 7
									142 A	Southern Utah	0 8
									142 A	Southern Utah	0 10
									150 H	UMKC	1 12
									150 H	UMKC	1 9
									150 H	UMKC	4 0
									161 H	Drake	6 2
									161 H	Drake	4 3
									176 A	Western Ill.	1 13
									176 A	Western Ill.	2 7
									176 A	Western Ill.	3 9
									187 A	Northern Colo.	7 8
									187 A	Northern Colo.	2 3
			187 A	Northern Colo.	1 2						
			201 N	Wichita St.	1 4						
			204 N	Toledo	4 3						
			204 N	Toledo	7 3						
			204 N	Toledo	9 7						
			272 A	Oakland	3 5	238 A	North Dakota	3 4			
			272 A	Oakland	5 6	238 A	North Dakota	5 3			

Non-Div. I Games:

South Dakota St.

RPI	S	Opponent	Score	
257	H	South Dakota	1	0
257	H	South Dakota	2	3
257	H	South Dakota	8	4
272	A	Oakland	5	6
272	A	Oakland	6	2
272	A	Oakland	3	5

South Dakota St.

S
o
u
t
h
D
a
k
o
t
a
S
t
.

S
o
u
t
h
D
a
k
o
t
a
S
t
.

Average RPI Win:		210	WON-LOST RECORD		WINNING PCT. RANK		LAST 10 GAMES		STRENGTH OF SCHEDULE		OPP. STRENGTH OF SCHEDULE		TEAM RPI		ADJ RPI		CONF. RPI		ADJ CONF. RPI				
DIV. I ONLY			16-29-0		.35556	222	5-5-0		230		199		240		.42205	238	26		26				
DIV. I NON-CONF.			13-24-0		.35135	218	5-2-0		242		173		236		.42452	238	26		26				
TOTALS		RPI 1-25		RPI 26-50		W-L RECORDS		RPI 51-100		RPI 101-150		RPI 150+											
16-29-0		0-3-0		0-1-0		OVERALL		1-5-0		2-2-0		13-18-0											
5-1-0		0-0-0		0-0-0		HOME		0-0-0		0-0-0		5-1-0											
3-9-0		0-3-0		0-0-0		AWAY		0-2-0		1-0-0		2-4-0											
8-19-0		0-0-0		0-1-0		NEUTRAL		1-3-0		1-2-0		6-13-0											
13-24-0		0-3-0		0-1-0		NON-CONFERENCE		1-5-0		2-2-0		10-13-0											
5-1-0		0-0-0		0-0-0		HOME		0-0-0		0-0-0		5-1-0											
3-7-0		0-3-0		0-0-		AWAY		0-2-0		1-0-0		2-2-0											
5-16-0		0-0-0		0-1-0		NEUTRAL		1-3-0		1-2-0		3-10-0											
3-5-0		0-0-0		0-0-0		CONFERENCE		0-0-0		0-0-0		3-5-0											
0-0-0		0-0-0		0-0-0		HOME		0-0-0		0-0-0		0-0-0											
0-2-0		0-0-0		0-0-0		AWAY		0-0-0		0-0-0		0-2-0											
3-3-0		0-0-0		0-0-0		NEUTRAL		0-0-0		0-0-0		3-3-0											
RPI	S	Opponent		Score		RPI	S	Opponent		Score		RPI	S	Opponent		Score							
11	A	Arizona		2	14	44	N	UAB		8	9	71	N	UNI		8	4	120	N	Central Mich.		0	7
18	A	Washington		4	12							72	N	Utah		2	18	142	N	Southern Utah		6	1
18	A	Washington		0	4							72	N	Utah		3	4	142	N	Southern Utah		1	4
												79	N	Western Ky.		2	9	146	A	A&M-Corpus Christi		2	0
												100	A	New Mexico		8	13	161	N	Drake		4	3
												100	A	New Mexico		0	8	168	N	UTSA		4	6
																		172	N	Utah Valley		3	7
																		172	N	Utah Valley		2	5
																		172	N	Utah Valley		2	3
																		176	N	Western Ill.		0	4
																		178	N	Ill.-Chicago		7	12
																		192	N	Wright St.		1	7
																		193	N	Michigan St.		6	8
																		217	H	Green Bay		7	4
																		217	H	Green Bay		10	8
																		230	A	Seattle		5	4
																		230	A	Seattle		4	11
																		230	N	Seattle		1	2
																		230	N	Seattle		7	6
																		232	N	CSU Bakersfield		1	3
																		232	N	CSU Bakersfield		15	1
						LAST 10 GAMES												234	A	Neb. Omaha		0	2
						234	N	Neb. Omaha		2	4	257	A	South Dakota		4	5	234	A	Neb. Omaha		3	8
						172	N	Utah Valley		2	3	217	H	Green Bay		10	8	234	N	Neb. Omaha		3	0
						234	A	Neb. Omaha		3	8	217	H	Green Bay		7	4	234	N	Neb. Omaha		2	1
						234	A	Neb. Omaha		0	2	257	H	South Dakota		4	1	234	N	Neb. Omaha		6	4
						257	A	South Dakota		6	5	257	H	South Dakota		1	0	234	N	Neb. Omaha		2	4

RPI	S	Opponent	Score	
237	H	South Dakota St.	4	3
237	H	South Dakota St.	3	5
242	N	Houston Baptist	1	2
242	N	Houston Baptist	2	8
257	A	South Dakota	4	5
257	A	South Dakota	6	5
257	H	South Dakota	4	1
257	H	South Dakota	1	0

N
o
r
t
h
D
a
k
o
t
a

N
o
r
t
h
D
a
k
o
t
a

North Dakota

[illegible]

Non-Div. I Games:

Drexel

RPI	S	Opponent	Score	
266	H	George Mason	3	5
266	H	George Mason	4	13
267	H	UNC Wilmington	3	1
267	H	UNC Wilmington	2	4
267	H	UNC Wilmington	12	2
274	H	Bucknell	7	2
274	H	Bucknell	7	2
278	H	Lafayette	9	4
285	N	N.C. Central	20	1
285	N	N.C. Central	6	5

Drexel

D
r
e
x
e
l

D
r
e
x
e
l

Average RPI Win: 248		WON-LOST RECORD		WINNING PCT. RANK		LAST 10 GAMES		STRENGTH OF SCHEDULE		OPP. STRENGTH OF SCHEDULE		TEAM RPI		ADJ RPI		CONF. RPI		ADJ CONF. RPI	
DIV. I ONLY		27-26-0		.50943 130		6-4-0		280		252		236		.41678 240		31		31	
DIV. I NON-CONF.		11-21-0		.34375 221		0-2-0		278		134		253		.39977 257		31		31	
TOTALS		RPI 1-25		RPI 26-50		W-L RECORDS		RPI 51-100		RPI 101-150		RPI 150+							
27-26-0		0-0-0		0-6-0		OVERALL		1-2-0		1-8-0		25-10-0							
12-11-0		0-0-0		0-1-0		HOME		0-0-0		1-2-0		11-8-0							
3-8-0		0-0-0		0-2-0		AWAY		0-1-0		0-5-0		3-0-0							
12-7-0		0-0-0		0-3-0		NEUTRAL		1-1-0		0-1-0		11-2-0							
11-21-0		0-0-0		0-6-0		NON-CONFERENCE		1-2-0		1-4-0		9-9-0							
7-10-0		0-0-0		0-1-0		HOME		0-0-0		1-2-0		6-7-0							
0-5-0		0-0-0		0-0-		AWAY		0-1-0		0-2-0		0-0-0							
4-6-0		0-0-0		0-3-0		NEUTRAL		1-1-0		0-0-0		3-2-0							
16-5-0		0-0-0		0-0-0		CONFERENCE		0-0-0		0-4-0		16-1-0							
5-1-0		0-0-0		0-0-0		HOME		0-0-0		0-0-0		5-1-0							
3-3-0		0-0-0		0-0-0		AWAY		0-0-0		0-3-0		3-0-0							
8-1-0		0-0-0		0-0-0		NEUTRAL		0-0-0		0-1-0		8-0-0							
RPI	S	Opponent	Score	RPI	S	Opponent	Score	RPI	S	Opponent	Score	RPI	S	Opponent	Score				
				35	A	Mississippi St.	3 12	65	N	Troy	0 9	131	A	La.-Monroe	2 5				
				35	H	Mississippi St.	2 11	92	A	Ole Miss	2 5	138	A	Central Ark.	0 8				
				38	N	Oklahoma St.	1 2	92	N	Ole Miss	7 2	138	H	Central Ark.	1 0				
				42	A	Arkansas	4 5					142	H	Nevada	3 4				
				42	N	Arkansas	3 4					142	H	Nevada	4 11				
				50	N	Kansas	3 5					147	A	Mississippi Val.	2 3				
												147	A	Mississippi Val.	9 14				
												147	A	Mississippi Val.	1 6				
												147	N	Mississippi Val.	3 7				
												187	N	Northern Colo.	1 3				
												207	H	Southeast Mo. St.	11 1				
												211	H	Southern Miss.	5 8				
												211	H	Southern Miss.	8 2				
												218	H	Austin Peay	0 11				
												218	H	Austin Peay	6 4				
												227	H	Nicholls St.	2 11				
												227	N	Nicholls St.	10 2				
												231	H	Northwestern St.	9 8				
												231	H	Northwestern St.	6 16				
												231	N	Northwestern St.	4 1				
												242	H	Houston Baptist	3 6				
												242	H	Houston Baptist	5 4				
												242	H	Houston Baptist	3 2				
												243	N	Texas Southern	2 1				
												243	N	Texas Southern	2 1				
												243	N	Texas Southern	8 0				
												244	H	Southeastern La.	2 3				
Non-Div. I Games:		Spring Hill		4	3	Belhaven		5	3	Belhaven		8	3	Christian Bros.		7	2		
		William Carey		5	6	Christian Bros.		6	1					Jackson St.					

Jacksons

Jacksonson, S. T.

Jackson St.

Average RPI Win:	241	WON-LOST	WINNING	LAST 10	STRENGTH OF	OPP. STRENGTH	TEAM	ADJ	CONF.	ADJ CONF.			
Average RPI Loss:	151	RECORD	PCT. RANK	GAMES	SCHEDULE	OF SCHEDULE	RPI	RPI	RPI	RPI			
DIV. I ONLY		19-28-0	.40426	198	3-7-0	257	245	241	.41641	241	29	29	
DIV. I NON-CONF.		7-18-0	.28	244	0-2-0	228	159	250	.41439	249	29	29	
<hr/>													
TOTALS	RPI 1-25	RPI 26-50			W-L RECORDS	RPI 51-100			RPI 101-150		RPI 150+		
19-28-0	0-1-0	0-0-0			OVERALL	0-7-0			0-7-0		19-13-0		
8-5-0	0-0-0	0-0-0			HOME	0-1-0			0-1-0		8-3-0		
6-14-0	0-1-0	0-0-0			AWAY	0-2-0			0-4-0		6-7-0		
5-9-0	0-0-0	0-0-0			NEUTRAL	0-4-0			0-2-0		5-3-0		
7-18-0	0-1-0	0-0-0			NON-CONFERENCE	0-7-0			0-3-0		7-7-0		
2-3-0	0-0-0	0-0-0			HOME	0-1-0			0-1-0		2-1-0		
0-7-0	0-1-0	0-0-			AWAY	0-2-0			0-0-0		0-4-0		
5-8-0	0-0-0	0-0-0			NEUTRAL	0-4-0			0-2-0		5-2-0		
12-10-0	0-0-0	0-0-0			CONFERENCE	0-0-0			0-4-0		12-6-0		
6-2-0	0-0-0	0-0-0			HOME	0-0-0			0-0-0		6-2-0		
6-7-0	0-0-0	0-0-0			AWAY	0-0-0			0-4-0		6-3-0		
0-1-0	0-0-0	0-0-0			NEUTRAL	0-0-0			0-0-0		0-1-0		
RPI	S	Opponent	Score		RPI	S	Opponent	Score		RPI	S	Opponent	Score
22	A	Syracuse	0	6									
					61	A	Virginia	2	13	126	A	Lehigh	0 10
					70	N	Rutgers	0	3	126	A	Lehigh	2 10
					72	N	Utah	1	2	126	A	Lehigh	0 8
					72	N	Utah	0	8	126	A	Lehigh	3 4
					74	A	Fla. Gulf Coast	3	8	129	N	Kent St.	0 6
					85	H	Albany (NY)	0	8	144	H	Ohio	3 4
					87	N	Stony Brook	4	9	144	N	Ohio	0 7
										156	A	Fla. Atlantic	2 6
										156	A	Fla. Atlantic	2 3
										158	N	Iona	2 1
										162	A	Binghamton	2 7
										162	A	Binghamton	1 2
										170	H	Army	4 8
										170	H	Army	7 0
										170	H	Army	4 1
										170	H	Army	5 4
										170	N	Army	3 4
										171	N	Saint Joseph's	4 9
										200	H	Cornell	3 2
										206	N	Saint Francis (PA)	1 0
										236	N	Canisius	5 4
										247	H	Siena	4 1
										247	H	Siena	1 8
										264	N	Hartford	8 0
										264	N	Hartford	2 3
										274	A	Bucknell	2 0
										274	A	Bucknell	11 1
<hr/>													
LAST 10 GAMES													
278	A	Lafayette	1	2	277	H	Holy Cross	3	0	247	H	Siena	1 8
170	N	Army	3	4	277	H	Holy Cross	2	5	264	N	Hartford	8 0
162	A	Binghamton	1	2	277	H	Holy Cross	10	2	264	N	Hartford	2 3
162	A	Binghamton	2	7	126	A	Lehigh	0	8	274	A	Bucknell	2 0
277	H	Holy Cross	7	2	126	A	Lehigh	2	10	274	A	Bucknell	11 1

Non-Div. I Games:

Colgate

RPI	S	Opponent	Score	
274	A	Bucknell	5	0
274	A	Bucknell	4	3
277	H	Holy Cross	3	0
277	H	Holy Cross	7	2
277	H	Holy Cross	2	5
277	H	Holy Cross	10	2
278	A	Lafayette	2	3
278	A	Lafayette	1	2
278	A	Lafayette	1	3
278	A	Lafayette	9	1
278	A	Lafayette	11	5
279	N	Howard	2	0

Colgate

C
o
l
g
a
t
e

C
o
l
g
a
t
e

Average RPI Win:	226	WON-LOST RECORD	WINNING PCT. RANK	LAST 10 GAMES	STRENGTH OF SCHEDULE	OPP. STRENGTH OF SCHEDULE	TEAM RPI	ADJ RPI	CONF. RPI	ADJ CONF. RPI			
DIV. I ONLY		16-29-0	.35556	222	2-6-0	186	264	230	.41554	242	26	26	
DIV. I NON-CONF.		13-27-0	.325	226	1-6-0	195	277	237	.41012	250	26	26	
<hr/>													
TOTALS	RPI 1-25	RPI 26-50			W-L RECORDS		RPI 51-100		RPI 101-150		RPI 150+		
16-29-0	0-0-0	0-3-0			OVERALL		0-0-0		0-9-0		16-17-0		
4-9-0	0-0-0	0-0-0			HOME		0-0-0		0-3-0		4-6-0		
3-12-0	0-0-0	0-3-0			AWAY		0-0-0		0-6-0		3-3-0		
9-8-0	0-0-0	0-0-0			NEUTRAL		0-0-0		0-0-0		9-8-0		
13-27-0	0-0-0	0-3-0			NON-CONFERENCE		0-0-0		0-9-0		13-15-0		
4-9-0	0-0-0	0-0-0			HOME		0-0-0		0-3-0		4-6-0		
3-12-0	0-0-0	0-0-			AWAY		0-0-0		0-6-0		3-3-0		
6-6-0	0-0-0	0-0-0			NEUTRAL		0-0-0		0-0-0		6-6-0		
3-2-0	0-0-0	0-0-0			CONFERENCE		0-0-0		0-0-0		3-2-0		
0-0-0	0-0-0	0-0-0			HOME		0-0-0		0-0-0		0-0-0		
0-0-0	0-0-0	0-0-0			AWAY		0-0-0		0-0-0		0-0-0		
3-2-0	0-0-0	0-0-0			NEUTRAL		0-0-0		0-0-0		3-2-0		
RPI	S	Opponent	Score	RPI	S	Opponent	Score	RPI	S	Opponent	Score		
				43	A	Texas St.	0 6			107	A	McNeese St.	2 3
				43	A	Texas St.	0 3			107	A	McNeese St.	0 4
				46	A	Houston	0 5			111	A	Sam Houston St.	3 4
										111	A	Sam Houston St.	0 2
										111	H	Sam Houston St.	3 6
										111	H	Sam Houston St.	0 5
										127	A	Stetson	0 2
										146	A	A&M-Corpus Christi	2 3
										146	H	A&M-Corpus Christi	0 3
										161	N	Drake	3 2
										168	A	UTSA	6 0
										168	A	UTSA	2 6
										168	H	UTSA	3 2
										170	N	Army	1 2
										172	N	Utah Valley	3 2
										172	N	Utah Valley	2 4
										172	N	Utah Valley	1 2
										172	N	Utah Valley	3 4
										172	N	Utah Valley	1 3
										180	N	Fairleigh Dickinson	5 2
										213	H	Stephen F. Austin	0 3
										213	H	Stephen F. Austin	1 3
										220	A	Texas-Arlington	6 4
										220	H	Texas-Arlington	1 4
										231	H	Northwestern St.	3 4
										231	H	Northwestern St.	1 3
										234	N	Neb. Omaha	0 5
<hr/>													
LAST 10 GAMES													
				172	N	Utah Valley	1 3	146	H	A&M-Corpus Christi	0 3		
				172	N	Utah Valley	2 4	43	A	Texas St.	0 3		
				172	N	Utah Valley	3 2	43	A	Texas St.	0 6		
				234	N	Neb. Omaha	3 1	168	A	UTSA	6 0		
				46	A	Houston	0 5	168	A	UTSA	2 6		
Non-Div. I Games:	Houston-Victoria	6	7	Houston-Victoria	1	9	Houston-Victoria	7	8	Houston-Victoria	0	6	
												Houston Baptist	

Non-Div. I Games: Houston-Victoria 6 7 Houston-Victoria 1 9 Houston-Victoria 7 8 Houston-Victoria 0 6 Houston Baptist

RPI	S	Opponent	Score	
234	N	Neb. Omaha	3	1
234	N	Neb. Omaha	2	3
238	N	North Dakota	2	1
238	N	North Dakota	8	2
240	A	Jackson St.	4	5
240	A	Jackson St.	6	3
240	A	Jackson St.	2	3
243	H	Texas Southern	3	2
243	H	Texas Southern	9	0
270	N	Columbia	5	0
271	H	Prairie View	4	5
271	H	Prairie View	4	2
284	N	Ark.-Pine Bluff	4	3
284	N	Ark.-Pine Bluff	1	0
286	N	Saint Peter's	0	2

Houston Baptist

H
o
u
s
t
o
n
B
a
p
t
i
s
t

H
o
u
s
t
o
n
B
a
p
t
i
s
t

Average RPI Win: 280		WON-LOST RECORD		WINNING PCT. RANK		LAST 10 GAMES		STRENGTH OF SCHEDULE		OPP. STRENGTH OF SCHEDULE		TEAM RPI		ADJ RPI		CONF. RPI		ADJ CONF. RPI	
DIV. I ONLY		17-13-0		.56667 100		7-3-0		281		286		233		.41529 243		31		31	
DIV. I NON-CONF.		0-8-0		0 286		0-1-0		231		172		282		.33404 281		31		31	
TOTALS		RPI 1-25		RPI 26-50		W-L RECORDS		RPI 51-100		RPI 101-150		RPI 150+							
17-13-0		0-0-0		0-1-0		OVERALL		0-0-0		0-3-0		17-9-0							
8-0-0		0-0-0		0-0-0		HOME		0-0-0		0-0-0		8-0-0							
6-7-0		0-0-0		0-1-0		AWAY		0-0-0		0-2-0		6-4-0							
3-6-0		0-0-0		0-0-0		NEUTRAL		0-0-0		0-1-0		3-5-0							
0-8-0		0-0-0		0-1-0		NON-CONFERENCE		0-0-0		0-2-0		0-5-0							
0-0-0		0-0-0		0-0-0		HOME		0-0-0		0-0-0		0-0-0							
0-7-0		0-0-0		0-0-		AWAY		0-0-0		0-2-0		0-4-0							
0-1-0		0-0-0		0-0-0		NEUTRAL		0-0-0		0-0-0		0-1-0							
17-5-0		0-0-0		0-0-0		CONFERENCE		0-0-0		0-1-0		17-4-0							
8-0-0		0-0-0		0-0-0		HOME		0-0-0		0-0-0		8-0-0							
6-0-0		0-0-0		0-0-0		AWAY		0-0-0		0-0-0		6-0-0							
3-5-0		0-0-0		0-0-0		NEUTRAL		0-0-0		0-1-0		3-4-0							
RPI	S	Opponent	Score	RPI	S	Opponent	Score	RPI	S	Opponent	Score	RPI	S	Opponent	Score				
				46	A	Houston	4 12					111	A	Sam Houston St.	3 8				
												111	A	Sam Houston St.	0 5				
												147	N	Mississippi Val.	2 3				
												168	A	UTSA	3 11				
												168	A	UTSA	7 12				
												220	N	Texas-Arlington	0 9				
												240	N	Jackson St.	1 2				
												240	N	Jackson St.	1 2				
												240	N	Jackson St.	0 8				
												242	A	Houston Baptist	2 3				
												242	A	Houston Baptist	0 9				
												271	A	Prairie View	3 1				
												271	A	Prairie View	5 1				
												271	A	Prairie View	8 0				
												271	H	Prairie View	2 1				
												271	H	Prairie View	8 3				
												275	N	Alabama St.	0 10				
												275	N	Alabama St.	5 1				
												275	N	Alabama St.	9 5				
												282	N	Alabama A&M	10 0				
												284	H	Ark.-Pine Bluff	3 2				
												284	H	Ark.-Pine Bluff	14 3				
												284	H	Ark.-Pine Bluff	11 2				
												287	A	Grambling	13 2				
												287	A	Grambling	9 1				
												287	A	Grambling	8 3				
												288	H	Southern U.	8 0				
Non-Div. I Games:		Huston-Tillotson		11	2	Langston		7	2	Our Lady Of The Lake		8	7	Houston-Victoria		3	6		
		Houston-Victoria		0	4	Our Lady Of The Lake		0	5	Ashford		6	3	Huston-Tillotson		8	4		

Non-Div. I Games:	Langston	5	3	Our Lady Of The Lake	13	3	Our Lady Of The Lake	9	8	RPI	As of 10/10/11	10	Score
	Huston-Tillotson	4	1	Huston-Tillotson	9	4				288	H Southern U.		9 8

RPI	Score	Opponent
288	9	H Southern U.
288	4	H Southern U.

Texas Southern

Average RPI Win:		209	WON-LOST RECORD		WINNING PCT. RANK		LAST 10 GAMES		STRENGTH OF SCHEDULE		OPP. STRENGTH OF SCHEDULE		TEAM RPI		ADJ RPI		CONF. RPI		ADJ CONF. RPI			
Average RPI Loss:		143																				
DIV. I ONLY			15-34-0		.30612	242	5-5-0		212		223		253		.41432	244	18		18			
DIV. I NON-CONF.			10-19-0		.34483	219	2-0-0		223		249		241		.424	239	16		16			
TOTALS		RPI 1-25		RPI 26-50		W-L RECORDS		RPI 51-100		RPI 101-150		RPI 150+										
15-34-0		0-2-0		1-5-0		OVERALL		0-3-0		2-8-0		12-16-0										
8-11-0		0-0-0		1-1-0		HOME		0-0-0		2-3-0		5-7-0										
6-12-0		0-1-0		0-3-0		AWAY		0-0-0		0-5-0		6-3-0										
1-11-0		0-1-0		0-1-0		NEUTRAL		0-3-0		0-0-0		1-6-0										
10-19-0		0-2-0		1-3-0		NON-CONFERENCE		0-3-0		1-1-0		8-10-0										
4-5-0		0-0-0		1-1-0		HOME		0-0-0		1-0-0		2-4-0										
5-3-0		0-1-0		0-0-		AWAY		0-0-0		0-1-0		5-0-0										
1-11-0		0-1-0		0-1-0		NEUTRAL		0-3-0		0-0-0		1-6-0										
5-15-0		0-0-0		0-2-0		CONFERENCE		0-0-0		1-7-0		4-6-0										
4-6-0		0-0-0		0-0-0		HOME		0-0-0		1-3-0		3-3-0										
1-9-0		0-0-0		0-2-0		AWAY		0-0-0		0-4-0		1-3-0										
0-0-0		0-0-0		0-0-0		NEUTRAL		0-0-0		0-0-0		0-0-0										
RPI	S	Opponent		Score		RPI	S	Opponent		Score		RPI	S	Opponent		Score						
17	A	LSU		0	7	36	A	South Ala.		1	16	76	N	Georgia St.		0	12	107	H	McNeese St.	2	8
25	N	Georgia Tech		0	8	36	H	South Ala.		9	8	77	N	Southern Ill.		3	11	107	H	McNeese St.	4	0
						36	N	South Ala.		1	8	90	N	Indiana		1	2	111	A	Sam Houston St.	0	3
						43	A	Texas St.		0	3							111	A	Sam Houston St.	0	1
						43	A	Texas St.		0	10							138	H	Central Ark.	0	2
						50	H	Kansas		0	11							138	H	Central Ark.	3	5
																		139	A	Jacksonville St.	10	15
																		146	A	A&M-Corpus Christi	1	3
																		146	A	A&M-Corpus Christi	0	4
																		147	H	Mississippi Val.	3	0
																		152	N	Bradley	3	6
																		159	N	Eastern Ky.	1	5
																		168	H	UTSA	0	4
																		168	H	UTSA	4	1
																		175	H	Akron	3	8
																		179	H	Northern Ill.	10	2
																		187	H	Northern Colo.	5	6
																		191	N	Campbell	2	3
																		194	N	Elon	5	7
																		208	N	Western Caro.	4	5
																		211	H	Southern Miss.	3	2
																		213	H	Stephen F. Austin	1	9
																		213	H	Stephen F. Austin	5	7
																		220	H	Texas-Arlington	6	0
																		220	H	Texas-Arlington	4	3
																		222	N	Morehead St.	2	3
																		227	A	Nicholls St.	0	8
LAST 10 GAMES																						
						220	H	Texas-Arlington		6	0	213	H	Stephen F. Austin		5	7					
						220	H	Texas-Arlington		4	3	231	A	Northwestern St.		3	4					
						287	A	Grambling		13	3	231	A	Northwestern St.		10	2					
						287	A	Grambling		17	4	111	A	Sam Houston St.		0	3					
						213	H	Stephen F. Austin		1	9	111	A	Sam Houston St.		0	1					

Non-Div. I Games:

Southeastern La.

RPI	S	Opponent	Score	
227	A	Nicholls St.	2	10
231	A	Northwestern St.	3	4
231	A	Northwestern St.	10	2
240	A	Jackson St.	3	2
240	A	Jackson St.	2	0
275	N	Alabama St.	12	2
287	A	Grambling	17	4
287	A	Grambling	13	3
288	A	Southern U.	12	8
288	H	Southern U.	4	12
288	H	Southern U.	6	8

Southeastern La.

S
o
u
t
h
e
a
s
t
e
r
n
L
a
.

S
o
u
t
h
e
a
s
t
e
r
n
L
a
.

[illegible]

Non-Div. I Games:

Cleveland St.

[illegible]

Non-Div. I Games:

Princeton

RPI	S	Opponent	Score	
265	H	La Salle	8	0
265	H	La Salle	7	1
268	A	Yale	6	3
268	A	Yale	6	4
269	A	Brown	1	2
269	A	Brown	6	5
270	A	Columbia	2	8
270	A	Columbia	1	2
270	A	Columbia	3	2
270	A	Columbia	2	0

Princeton

P
r
i
n
c
e
t
o
n

P
r
i
n
c
e
t
o
n

Average RPI Win:	206	WON-LOST RECORD	WINNING PCT. RANK	LAST 10 GAMES	STRENGTH OF SCHEDULE	OPP. STRENGTH OF SCHEDULE	TEAM RPI	ADJ RPI	CONF. RPI	ADJ CONF. RPI		
DIV. I ONLY		20-33-0	.37736	213	4-6-0	263	212	254	.4128	247	16	16
DIV. I NON-CONF.		11-18-0	.37931	200	2-0-0	287	250	267	.3794	266	18	17
<hr/>												
TOTALS	RPI 1-25	RPI 26-50		W-L RECORDS		RPI 51-100		RPI 101-150		RPI 150+		
20-33-0	0-0-0	0-1-0		OVERALL		1-7-0		3-2-0		16-23-0		
9-9-0	0-0-0	0-0-0		HOME		0-3-0		0-0-0		9-6-0		
8-15-0	0-0-0	0-1-0		AWAY		1-3-0		3-2-0		4-9-0		
3-9-0	0-0-0	0-0-0		NEUTRAL		0-1-0		0-0-0		3-8-0		
11-18-0	0-0-0	0-1-0		NON-CONFERENCE		0-1-0		1-1-0		10-15-0		
5-3-0	0-0-0	0-0-0		HOME		0-0-0		0-0-0		5-3-0		
4-8-0	0-0-0	0-0-		AWAY		0-1-0		1-1-0		3-5-0		
2-7-0	0-0-0	0-0-0		NEUTRAL		0-0-0		0-0-0		2-7-0		
9-15-0	0-0-0	0-0-0		CONFERENCE		1-6-0		2-1-0		6-8-0		
4-6-0	0-0-0	0-0-0		HOME		0-3-0		0-0-0		4-3-0		
4-7-0	0-0-0	0-0-0		AWAY		1-2-0		2-1-0		1-4-0		
1-2-0	0-0-0	0-0-0		NEUTRAL		0-1-0		0-0-0		1-1-0		
<hr/>												
RPI	S	Opponent	Score	RPI	S	Opponent	Score	RPI	S	Opponent	Score	
				33	A	Auburn	0 8	56	A	Radford	4 0	
								118	A	Charleston So.	2 3	
								56	A	Radford	2 4	
								118	A	Charleston So.	6 1	
								56	A	Radford	2 7	
								118	A	Charleston So.	2 1	
								91	H	Coastal Caro.	2 8	
								137	A	Mercer	9 0	
								91	H	Coastal Caro.	0 5	
								137	A	Mercer	0 12	
								91	H	Coastal Caro.	2 11	
								151	A	Charlotte	9 4	
								91	N	Coastal Caro.	0 8	
								153	N	James Madison	0 4	
								99	A	South Carolina	1 8	
								155	N	Louisiana Tech	7 2	
								157	A	Gardner-Webb	2 3	
								157	A	Gardner-Webb	1 7	
								157	H	Gardner-Webb	4 6	
								157	N	Gardner-Webb	9 11	
								188	N	Appalachian St.	5 6	
								190	N	George Washington	0 5	
								191	A	Campbell	4 3	
								191	A	Campbell	0 8	
								191	A	Campbell	1 3	
								194	A	Elon	0 2	
								194	N	Elon	5 11	
								194	N	Elon	1 2	
								202	H	Winthrop	12 11	
								202	H	Winthrop	6 1	
								202	H	Winthrop	3 1	
								205	A	Furman	1 3	
								205	A	Furman	3 4	
								205	H	Furman	1 2	
								205	H	Furman	2 7	

Non-Div. I Games:

Presbyterian

Presbyterian

Average RPI Win:	251	WON-LOST	WINNING	LAST 10	STRENGTH OF	OPP. STRENGTH	TEAM	ADJ	CONF.	ADJ CONF.	
Average RPI Loss:	171	RECORD	PCT. RANK	GAMES	SCHEDULE	OF SCHEDULE	RPI	RPI	RPI	RPI	
DIV. I ONLY	20-30-0	.4	200	2-8-0	250	260	248	.4128	247	28	28
DIV. I NON-CONF.	12-22-0	.35294	216	0-2-0	218	265	238	.42285	241	28	28
<hr/>											
TOTALS	RPI 1-25	RPI 26-50		W-L RECORDS		RPI 51-100		RPI 101-150		RPI 150+	
20-30-0	0-0-0	0-0-0		OVERALL		0-7-0		0-2-0		20-21-0	
11-6-0	0-0-0	0-0-0		HOME		0-4-0		0-0-0		11-2-0	
6-17-0	0-0-0	0-0-0		AWAY		0-2-0		0-0-0		6-15-0	
3-7-0	0-0-0	0-0-0		NEUTRAL		0-1-0		0-2-0		3-4-0	
12-22-0	0-0-0	0-0-0		NON-CONFERENCE		0-7-0		0-2-0		12-13-0	
3-6-0	0-0-0	0-0-0		HOME		0-4-0		0-0-0		3-2-0	
6-9-0	0-0-0	0-0-		AWAY		0-2-0		0-0-0		6-7-0	
3-7-0	0-0-0	0-0-0		NEUTRAL		0-1-0		0-2-0		3-4-0	
8-8-0	0-0-0	0-0-0		CONFERENCE		0-0-0		0-0-0		8-8-0	
8-0-0	0-0-0	0-0-0		HOME		0-0-0		0-0-0		8-0-0	
0-8-0	0-0-0	0-0-0		AWAY		0-0-0		0-0-0		0-8-0	
0-0-0	0-0-0	0-0-0		NEUTRAL		0-0-0		0-0-0		0-0-0	
RPI	S	Opponent	Score	RPI	S	Opponent	Score	RPI	S	Opponent	Score
						85 A Albany (NY)	5 7	116 N Robert Morris		1	2
						85 A Albany (NY)	2 10	116 N Robert Morris		1	3
						85 H Albany (NY)	2 6	158 A Iona		0	1
						85 H Albany (NY)	0 8	158 A Iona		0	2
						87 N Stony Brook	2 5	162 A Binghamton		6	9
						93 H Fordham	2 6	162 A Binghamton		4	5
						93 H Fordham	3 6	169 A Seton Hall		0	7
								169 A Seton Hall		2	3
								169 N Seton Hall		0	4
								170 N Army		8	2
								180 A Fairleigh Dickinson		1	4
								184 A Fairfield		3	4
								184 A Fairfield		0	2
								190 H George Washington		0	1
								206 N Saint Francis (PA)		9	3
								215 H Marist		12	6
								215 H Marist		4	3
								219 H Sacred Heart		7	0
								219 H Sacred Heart		5	6
								219 N Sacred Heart		2	7
								229 N Rhode Island		0	8
								236 A Canisius		8	9
								236 A Canisius		3	6
								241 A Colgate		1	4
								241 A Colgate		8	1
								250 N Mt. St. Mary's		8	5
								255 A Rider		1	2
								255 A Rider		3	4
						LAST 10 GAMES					
						184 A Fairfield	0 2	85 H Albany (NY)		2	6
						184 A Fairfield	3 4	158 A Iona		0	1
						215 H Marist	12 6	158 A Iona		0	2
						215 H Marist	4 3	255 A Rider		1	2
						85 H Albany (NY)	0 8	255 A Rider		3	4

Non-Div. I Games:

Siena

RPI	S	Opponent	Score	
255	A	Rider	3	4
258	H	Niagara	2	0
258	H	Niagara	6	1
260	A	Coppin St.	13	2
260	A	Coppin St.	9	4
260	A	Coppin St.	5	3
261	A	UMBC	2	3
261	N	UMBC	2	5
264	H	Hartford	5	4
264	H	Hartford	10	2
273	H	Manhattan	10	2
273	H	Manhattan	7	1
277	A	Holy Cross	10	3
277	A	Holy Cross	11	0
286	H	Saint Peter's	5	0
286	H	Saint Peter's	12	0

Siena

S
i
e
n
a

S
i
e
n
a

Average RPI Win:	184	WON-LOST	WINNING	LAST 10	STRENGTH OF	OPP. STRENGTH	TEAM	ADJ	CONF.	ADJ CONF.		
Average RPI Loss:	171	RECORD	PCT. RANK	GAMES	SCHEDULE	OF SCHEDULE	RPI	RPI	RPI	RPI		
DIV. I ONLY		14-25-0	.35897	218	4-6-0	228	236	242	.41214	249	27	27
DIV. I NON-CONF.		7-12-0	.36842	211	0-2-0	162	164	195	.46088	192	27	27
<hr/>												
TOTALS	RPI 1-25	RPI 26-50		W-L RECORDS		RPI 51-100		RPI 101-150		RPI 150+		
14-25-0	0-0-0	0-0-0		OVERALL		3-7-0		4-5-0		7-13-0		
4-8-0	0-0-0	0-0-0		HOME		1-1-0		1-3-0		2-4-0		
5-13-0	0-0-0	0-0-0		AWAY		1-5-0		2-2-0		2-6-0		
5-4-0	0-0-0	0-0-0		NEUTRAL		1-1-0		1-0-0		3-3-0		
<hr/>												
7-12-0	0-0-0	0-0-0		NON-CONFERENCE		1-5-0		3-4-0		3-3-0		
0-2-0	0-0-0	0-0-0		HOME		0-0-0		0-2-0		0-0-0		
2-6-0	0-0-0	0-0-		AWAY		0-4-0		2-2-0		0-0-0		
5-4-0	0-0-0	0-0-0		NEUTRAL		1-1-0		1-0-0		3-3-0		
<hr/>												
7-13-0	0-0-0	0-0-0		CONFERENCE		2-2-0		1-1-0		4-10-0		
4-6-0	0-0-0	0-0-0		HOME		1-1-0		1-1-0		2-4-0		
3-7-0	0-0-0	0-0-0		AWAY		1-1-0		0-0-0		2-6-0		
0-0-0	0-0-0	0-0-0		NEUTRAL		0-0-0		0-0-0		0-0-0		
<hr/>												
RPI	S	Opponent	Score	RPI	S	Opponent	Score	RPI	S	Opponent	Score	
						74 A Fla. Gulf Coast	2 4	104 A Boston College		0 11		
						84 N North Texas	7 6	104 A Boston College		1 2		
						85 A Albany (NY)	0 4	104 H Boston College		2 3		
						85 A Albany (NY)	0 4	104 H Boston College		0 7		
						88 N North Florida	1 9	127 A Stetson		6 1		
						91 A Coastal Caro.	2 4	127 A Stetson		1 0		
						95 A Harvard	4 2	129 N Kent St.		5 0		
						95 A Harvard	1 2	140 H Penn		2 6		
						95 H Harvard	9 3	140 H Penn		1 0		
						95 H Harvard	0 4	158 N Iona		2 1		
								158 N Iona		0 1		
								197 N Florida A&M		1 2		
								200 A Cornell		8 10		
								200 A Cornell		2 4		
								234 N Neb. Omaha		0 5		
								246 A Princeton		2 5		
								246 A Princeton		0 4		
								264 N Hartford		11 7		
								268 H Yale		2 3		
								268 H Yale		4 5		
								268 H Yale		8 0		
								268 H Yale		8 4		
					LAST 10 GAMES			268 H Yale		8 4		
					95 H Harvard	9 3	104 H Boston College	2 3	269 A Brown	3 4		
					95 H Harvard	0 4	268 H Yale	8 0	269 A Brown	11 3		
					95 A Harvard	1 2	268 H Yale	8 4	269 A Brown	6 4		
					95 A Harvard	4 2	268 H Yale	2 3	269 A Brown	4 5		
					104 H Boston College	0 7	268 H Yale	4 5	270 H Columbia	0 9		

Non-Div. I Games:

Dartmouth

RPI	S	Opponent	Score	
270	H	Columbia	1	7
286	N	Saint Peter's	6	1

Dartmouth

D
a
r
t
m
o
u
t
h

D
a
r
t
m
o
u
t
h

Average RPI Win:	200	WON-LOST RECORD	WINNING PCT. RANK	LAST 10 GAMES	STRENGTH OF SCHEDULE	OPP. STRENGTH OF SCHEDULE	TEAM RPI	ADJ RPI	CONF. RPI	ADJ CONF. RPI					
DIV. I ONLY		17-33-0	.34	228	5-5-0	209	257	247	.4117	250	20	20			
DIV. I NON-CONF.		9-20-0	.31034	236	2-1-0	260	281	259	.3909	261	24	25			
<hr/>															
TOTALS	RPI 1-25	RPI 26-50		W-L RECORDS		RPI 51-100		RPI 101-150		RPI 150+					
17-33-0	0-0-0	0-0-0		OVERALL		0-1-0		4-11-0		13-21-0					
3-8-0	0-0-0	0-0-0		HOME		0-0-0		2-4-0		1-4-0					
10-16-0	0-0-0	0-0-0		AWAY		0-1-0		2-6-0		8-9-0					
4-9-0	0-0-0	0-0-0		NEUTRAL		0-0-0		0-1-0		4-8-0					
<hr/>															
9-20-0	0-0-0	0-0-0		NON-CONFERENCE		0-1-0		1-4-0		8-15-0					
0-1-0	0-0-0	0-0-0		HOME		0-0-0		0-0-0		0-1-0					
5-10-0	0-0-0	0-0-		AWAY		0-1-0		1-3-0		4-6-0					
4-9-0	0-0-0	0-0-0		NEUTRAL		0-0-0		0-1-0		4-8-0					
<hr/>															
8-13-0	0-0-0	0-0-0		CONFERENCE		0-0-0		3-7-0		5-6-0					
3-7-0	0-0-0	0-0-0		HOME		0-0-0		2-4-0		1-3-0					
5-6-0	0-0-0	0-0-0		AWAY		0-0-0		1-3-0		4-3-0					
0-0-0	0-0-0	0-0-0		NEUTRAL		0-0-0		0-0-0		0-0-0					
<hr/>															
RPI	S	Opponent	Score	RPI	S	Opponent	Score	RPI	S	Opponent	Score				
						88	A	North Florida	0	7					
									107	N	McNeese St.	0	8		
									116	H	Robert Morris	1	8		
									116	H	Robert Morris	0	12		
									117	H	Quinnipiac	0	2		
									117	H	Quinnipiac	1	0		
									124	H	LIU Brooklyn	4	3		
									124	H	LIU Brooklyn	4	5		
									127	A	Stetson	0	8		
									127	A	Stetson	1	7		
									127	A	Stetson	0	2		
									127	A	Stetson	1	0		
									130	A	Central Conn. St.	2	9		
									130	A	Central Conn. St.	3	1		
									149	A	Monmouth	2	7		
									149	A	Monmouth	1	2		
									174	A	Bryant	12	5		
									174	A	Bryant	2	5		
									180	A	Fairleigh Dickinson	4	3		
									180	A	Fairleigh Dickinson	1	0		
									181	N	Delaware St.	1	5		
									181	N	Delaware St.	4	3		
									186	N	Georgetown	1	2		
									190	A	George Washington	4	5		
									190	A	George Washington	0	3		
									198	N	Bethune-Cookman	6	7		
									206	A	Saint Francis (PA)	2	11		
									206	A	Saint Francis (PA)	5	3		
<hr/>															
LAST 10 GAMES															
						124	H	LIU Brooklyn	4	5	149	A	Monmouth	1	2
						124	H	LIU Brooklyn	4	3	228	H	Towson	0	3
						259	H	Wagner	4	3	260	A	Coppin St.	2	1
						259	H	Wagner	3	4	260	A	Coppin St.	15	0
						149	A	Monmouth	2	7	180	A	Fairleigh Dickinson	4	3

Non-Div. I Games:

Mt. St. Mary's

RPI	S	Opponent	Score	
214	N	St. Bonaventure	3	4
214	N	St. Bonaventure	0	6
214	N	St. Bonaventure	0	9
214	N	St. Bonaventure	7	0
219	A	Sacred Heart	4	12
219	H	Sacred Heart	1	2
219	H	Sacred Heart	0	1
228	H	Towson	0	3
229	N	Rhode Island	8	0
236	A	Canisius	8	6
236	A	Canisius	0	1
247	N	Siena	5	8
258	A	Niagara	1	4
258	A	Niagara	1	2
258	N	Niagara	6	2
259	H	Wagner	3	4
259	H	Wagner	4	3
260	A	Coppin St.	2	1
260	A	Coppin St.	3	4
260	A	Coppin St.	15	0
261	A	UMBC	11	0
269	N	Brown	4	5

Mt. St. Mary's

[illegible]

Non-Div. I Games:

Delaware

RPI	S	Opponent	Score	
239	H	Drexel	0	2
239	H	Drexel	2	1
247	N	Presbyterian	2	1
253	A	Norfolk St.	3	4
253	H	Norfolk St.	2	0
255	A	Rider	0	4
255	A	Rider	4	1
265	H	La Salle	1	5
266	H	George Mason	0	8
266	H	George Mason	2	4
266	H	George Mason	4	3
267	A	UNC Wilmington	8	3
267	A	UNC Wilmington	4	0
267	A	UNC Wilmington	1	2
286	H	Saint Peter's	7	2
286	H	Saint Peter's	5	3

Delaware

D
e
l
a
w
a
r
e

D
e
l
a
w
a
r
e

Average RPI Win:	259	WON-LOST RECORD	WINNING PCT. RANK	LAST 10 GAMES		STRENGTH OF SCHEDULE	OPP. STRENGTH OF SCHEDULE	TEAM RPI	ADJ RPI	CONF. RPI	ADJ CONF. RPI						
DIV. I ONLY		26-23-0	.53061	115	6-4-0	283	278	250	.41085	252	30	30					
DIV. I NON-CONF.		3-16-0	.15789	272	0-0-0	219	256	272	.37193	271	30	30					
<hr/>																	
TOTALS	RPI 1-25		RPI 26-50		W-L RECORDS		RPI 51-100		RPI 101-150		RPI 150+						
26-23-0	0-0-0		0-0-0		OVERALL		0-1-0		1-8-0		25-14-0						
13-8-0	0-0-0		0-0-0		HOME		0-0-0		1-3-0		12-5-0						
9-7-0	0-0-0		0-0-0		AWAY		0-1-0		0-4-0		9-2-0						
4-8-0	0-0-0		0-0-0		NEUTRAL		0-0-0		0-1-0		4-7-0						
<hr/>																	
3-16-0	0-0-0		0-0-0		NON-CONFERENCE		0-1-0		1-8-0		2-7-0						
2-5-0	0-0-0		0-0-0		HOME		0-0-0		1-3-0		1-2-0						
0-5-0	0-0-0		0-0-		AWAY		0-1-0		0-4-0		0-0-0						
1-6-0	0-0-0		0-0-0		NEUTRAL		0-0-0		0-1-0		1-5-0						
<hr/>																	
23-7-0	0-0-0		0-0-0		CONFERENCE		0-0-0		0-0-0		23-7-0						
11-3-0	0-0-0		0-0-0		HOME		0-0-0		0-0-0		11-3-0						
9-2-0	0-0-0		0-0-0		AWAY		0-0-0		0-0-0		9-2-0						
3-2-0	0-0-0		0-0-0		NEUTRAL		0-0-0		0-0-0		3-2-0						
<hr/>																	
RPI	S	Opponent	Score	RPI	S	Opponent	Score	RPI	S	Opponent	Score						
						82 A	S.C. Upstate	0		5	112 H	Col. of Charleston	2	8			
											112 H	Col. of Charleston	0	1			
											118 A	Charleston So.	2	3			
											118 A	Charleston So.	2	4			
											127 A	Stetson	1	9			
											127 A	Stetson	2	5			
											137 H	Mercer	3	2			
											137 H	Mercer	3	9			
											147 N	Mississippi Val.	1	11			
											164 N	Eastern Ill.	3	8			
											181 N	Delaware St.	6	4			
											197 H	Florida A&M	2	3			
											197 H	Florida A&M	2	0			
											197 H	Florida A&M	6	4			
											197 N	Florida A&M	0	8			
											198 A	Bethune-Cookman	2	6			
											198 A	Bethune-Cookman	3	2			
											198 A	Bethune-Cookman	3	9			
											223 N	Liberty	6	8			
											223 N	Liberty	1	7			
											234 N	Neb. Omaha	1	3			
											247 H	Presbyterian	0	2			
											247 H	Presbyterian	4	3			
											253 H	Norfolk St.	3	4			
											253 H	Norfolk St.	3	2			
											263 N	Hampton	4	5			
											265 N	La Salle	4	2			
<hr/>																	
				LAST 10 GAMES													
				276 N N.C. A&T		7		4		281 A South Carolina St.				7		0	
				197 N Florida A&M		0		8		281 A South Carolina St.				7		1	
				263 N Hampton		4		5		198 A Bethune-Cookman				3		9	
				181 N Delaware St.		6		4		198 A Bethune-Cookman				2		6	
				281 A South Carolina St.		5		1		198 A Bethune-Cookman				3		2	

Non-Div. I Games: Kentucky St.

1 2

Savannah St.

RPI	S	Opponent	Score	
275	H	Alabama St.	0	3
276	H	N.C. A&T	3	0
276	H	N.C. A&T	8	1
276	H	N.C. A&T	2	1
276	N	N.C. A&T	7	4
279	H	Howard	8	0
279	H	Howard	11	3
279	H	Howard	6	1
280	H	Morgan St.	9	11
280	H	Morgan St.	3	0
280	H	Morgan St.	3	2
281	A	South Carolina St.	7	0
281	A	South Carolina St.	5	1
281	A	South Carolina St.	7	1
281	N	South Carolina St.	10	2
285	A	N.C. Central	16	2
285	A	N.C. Central	7	3
285	A	N.C. Central	5	0
287	N	Grambling	1	4
289	A	UMES	10	1
289	A	UMES	8	0

Savannah St.

S
a
v
a
n
n
a
h
S
t
.

S
a
v
a
n
n
a
h
S
t
.

Average RPI Win: 261		WON-LOST	WINNING	LAST 10	STRENGTH OF		OPP. STRENGTH	TEAM	ADJ		CONF.	ADJ CONF.	
Average RPI Loss: 188		RECORD	PCT. RANK	GAMES	SCHEDULE		OF SCHEDULE	RPI	RPI	RPI	RPI		
DIV. I ONLY		24-25-0	.4898	153	4-6-0		275	281	245	.40923	253	30	30
DIV. I NON-CONF.		5-15-0	.25	248	0-0-0		181	242	249	.41893	245	30	30
TOTALS		RPI 1-25	RPI 26-50		W-L RECORDS		RPI 51-100		RPI 101-150		RPI 150+		
24-25-0		0-0-0	0-0-0		OVERALL		0-0-0		0-9-0		24-16-0		
11-13-0		0-0-0	0-0-0		HOME		0-0-0		0-5-0		11-8-0		
11-8-0		0-0-0	0-0-0		AWAY		0-0-0		0-2-0		11-6-0		
2-4-0		0-0-0	0-0-0		NEUTRAL		0-0-0		0-2-0		2-2-0		
5-15-0		0-0-0	0-0-0		NON-CONFERENCE		0-0-0		0-9-0		5-6-0		
4-8-0		0-0-0	0-0-0		HOME		0-0-0		0-5-0		4-3-0		
0-5-0		0-0-0	0-0-		AWAY		0-0-0		0-2-0		0-3-0		
1-2-0		0-0-0	0-0-0		NEUTRAL		0-0-0		0-2-0		1-0-0		
19-10-0		0-0-0	0-0-0		CONFERENCE		0-0-0		0-0-0		19-10-0		
7-5-0		0-0-0	0-0-0		HOME		0-0-0		0-0-0		7-5-0		
11-3-0		0-0-0	0-0-0		AWAY		0-0-0		0-0-0		11-3-0		
1-2-0		0-0-0	0-0-0		NEUTRAL		0-0-0		0-0-0		1-2-0		
RPI	S	Opponent	Score	RPI	S	Opponent	Score	RPI	S	Opponent	Score		
								109	A	Longwood	3	4	
								109	A	Longwood	1	9	
								115	N	Western Mich.	1	4	
								130	H	Central Conn. St.	3	5	
								130	H	Central Conn. St.	0	4	
								130	H	Central Conn. St.	3	6	
								130	H	Central Conn. St.	0	6	
								136	N	Villanova	0	4	
								149	H	Monmouth	4	10	
								153	A	James Madison	2	3	
								153	A	James Madison	1	4	
								170	H	Army	8	0	
								170	H	Army	4	5	
								180	H	Fairleigh Dickinson	1	12	
								181	A	Delaware St.	6	1	
								181	A	Delaware St.	3	1	
								181	A	Delaware St.	0	10	
								197	N	Florida A&M	4	7	
								198	N	Bethune-Cookman	2	3	
								215	H	Marist	3	5	
								251	A	Delaware	0	2	
								251	H	Delaware	4	3	
								252	A	Savannah St.	4	3	
								252	A	Savannah St.	2	3	
								260	H	Coppin St.	2	1	
								260	H	Coppin St.	1	4	
								260	H	Coppin St.	1	4	
								260	H	Coppin St.	1	2	
LAST 10 GAMES								251	H	Delaware	4	3	
								252	A	Savannah St.	4	3	
								252	A	Savannah St.	2	3	
								260	H	Coppin St.	2	1	
								260	H	Coppin St.	1	4	
								260	H	Coppin St.	1	2	

Non-Div. I Games:

Norfolk St.

RPI	S	Opponent	Score	
260	N	Coppin St.	6	3
263	H	Hampton	6	3
263	H	Hampton	1	2
263	H	Hampton	4	0
265	N	La Salle	3	0
266	H	George Mason	3	2
266	H	George Mason	6	5
276	A	N.C. A&T	2	3
276	A	N.C. A&T	6	5
279	H	Howard	7	0
279	H	Howard	7	8
279	H	Howard	4	5
280	H	Morgan St.	7	0
280	H	Morgan St.	15	2
280	H	Morgan St.	13	7
281	A	South Carolina St.	4	0
281	A	South Carolina St.	10	0
285	A	N.C. Central	7	1
285	A	N.C. Central	6	3
289	A	UMES	8	0
289	A	UMES	10	0
289	A	UMES	4	2

Norfolk St.

N
o
r
f
o
l
k
S
t
.

N
o
r
f
o
l
k
S
t
.

[illegible]

Non-Div. I Games:

Santa Clara

RPI	S	Opponent	Score	
154	H	St. Mary's (CA)	3	2
154	N	St. Mary's (CA)	12	10
178	N	Ill.-Chicago	1	5
183	A	UC Riverside	4	7
187	N	Northern Colo.	8	7
199	N	Cal St. Fullerton	1	9
199	N	Cal St. Fullerton	2	9
209	A	UTEP	4	5
209	A	UTEP	3	11
230	N	Seattle	3	2
230	N	Seattle	2	3
232	H	CSU Bakersfield	5	10
232	H	CSU Bakersfield	10	5
232	H	CSU Bakersfield	8	5
232	H	CSU Bakersfield	2	8
269	N	Brown	3	4
269	N	Brown	6	4

Santa Clara

S
a
n
t
a
C
l
a
r
a

S
a
n
t
a
C
l
a
r
a

Average RPI Win: 230		WON-LOST RECORD	WINNING PCT. RANK		LAST 10 GAMES	STRENGTH OF SCHEDULE	OPP. STRENGTH OF SCHEDULE	TEAM RPI	ADJ RPI		CONF. RPI	ADJ CONF. RPI
Average RPI Loss: 192												
DIV. I ONLY		20-33-1	.37963	212	2-8-0	244	267	252	.40261	255	28	28
DIV. I NON-CONF.		13-23-1	.36486	213	0-2-0	209	279	235	.42262	242	28	28
<hr/>												
TOTALS		RPI 1-25		RPI 26-50		W-L RECORDS		RPI 51-100		RPI 101-150		RPI 150+
20-33-1		0-0-0		0-0-0		OVERALL		0-4-0		1-5-0		19-24-1
11-5-0		0-0-0		0-0-0		HOME		0-0-0		1-1-0		10-4-0
4-15-0		0-0-0		0-0-0		AWAY		0-2-0		0-3-0		4-10-0
5-13-1		0-0-0		0-0-0		NEUTRAL		0-2-0		0-1-0		5-10-1
13-23-1		0-0-0		0-0-0		NON-CONFERENCE		0-4-0		1-5-0		12-14-1
5-3-0		0-0-0		0-0-0		HOME		0-0-0		1-1-0		4-2-0
3-8-0		0-0-0		0-0-		AWAY		0-2-0		0-3-0		3-3-0
5-12-1		0-0-0		0-0-0		NEUTRAL		0-2-0		0-1-0		5-9-1
7-10-0		0-0-0		0-0-0		CONFERENCE		0-0-0		0-0-0		7-10-0
6-2-0		0-0-0		0-0-0		HOME		0-0-0		0-0-0		6-2-0
1-7-0		0-0-0		0-0-0		AWAY		0-0-0		0-0-0		1-7-0
0-1-0		0-0-0		0-0-0		NEUTRAL		0-0-0		0-0-0		0-1-0
RPI	S	Opponent	Score	RPI	S	Opponent	Score	RPI	S	Opponent	Score	
					</							

Non-Div. I Games:

Rider

RPI	S	Opponent	Score	
236	A	Canisius	2	3
239	H	Drexel	5	10
239	H	Drexel	2	0
239	N	Drexel	0	7
239	N	Drexel	0	12
245	N	Cleveland St.	2	8
247	H	Siena	2	1
247	H	Siena	4	3
251	H	Delaware	4	0
251	H	Delaware	1	4
258	A	Niagara	4	5
258	A	Niagara	0	1
259	N	Wagner	3	1
266	A	George Mason	5	0
270	A	Columbia	3	0
270	A	Columbia	0	3
273	H	Manhattan	4	0
273	H	Manhattan	6	4
278	H	Lafayette	13	5
278	H	Lafayette	9	1
279	N	Howard	0	1
286	H	Saint Peter's	1	2
286	H	Saint Peter's	8	0

Rider

Average RPI Win:		216	WON-LOST RECORD		WINNING PCT. RANK		LAST 10 GAMES		STRENGTH OF SCHEDULE		OPP. STRENGTH OF SCHEDULE		TEAM RPI		ADJ RPI		CONF. RPI		ADJ CONF. RPI	
DIV. I ONLY			15-41-1		.27193 255		3-6-1		235		226		263		.40056 256		22		21	
DIV. I NON-CONF.			10-14-0		.41667 178		2-0-0		254		228		228		.43467 230		22		21	
TOTALS		RPI 1-25		RPI 26-50		W-L RECORDS		RPI 51-100		RPI 101-150		RPI 150+								
15-41-1		0-2-0		0-1-0		OVERALL		1-2-0		0-10-0		14-26-1								
7-16-0		0-0-0		0-0-0		HOME		0-1-0		0-5-0		7-10-0								
3-20-1		0-2-0		0-1-0		AWAY		1-0-0		0-5-0		2-12-1								
5-5-0		0-0-0		0-0-0		NEUTRAL		0-1-0		0-0-0		5-4-0								
10-14-0		0-2-0		0-1-0		NON-CONFERENCE		1-2-0		0-1-0		9-8-0								
3-5-0		0-0-0		0-0-0		HOME		0-1-0		0-1-0		3-3-0								
2-4-0		0-2-0		0-0-		AWAY		1-0-0		0-0-0		1-1-0								
5-5-0		0-0-0		0-0-0		NEUTRAL		0-1-0		0-0-0		5-4-0								
5-27-1		0-0-0		0-0-0		CONFERENCE		0-0-0		0-9-0		5-18-1								
4-11-0		0-0-0		0-0-0		HOME		0-0-0		0-4-0		4-7-0								
1-16-1		0-0-0		0-0-0		AWAY		0-0-0		0-5-0		1-11-1								
0-0-0		0-0-0		0-0-0		NEUTRAL		0-0-0		0-0-0		0-0-0								
RPI	S	Opponent		Score		RPI	S	Opponent		Score		RPI	S	Opponent		Score				
5	A	Tennessee		0	5	42	A	Arkansas		0	7	79	N	Western Ky.		0	8			
7	A	Florida		0	8							89	H	Ohio St.		0	6			
												99	A	South Carolina		4	2			
														113 A UT Martin		3	5			
														113 A UT Martin		1	9			
														113 A UT Martin		1	10			
														125 H Murray St.		0	10			
														125 H Murray St.		0	14			
														125 H Murray St.		2	5			
														137 H Mercer		5	6			
														139 A Jacksonville St.		1	10			
														139 A Jacksonville St.		3	6			
														139 H Jacksonville St.		0	2			
														157 N Gardner-Webb		4	6			
														157 N Gardner-Webb		6	8			
														159 A Eastern Ky.		0	8			
														159 A Eastern Ky.		2	8			
														159 A Eastern Ky.		2	10			
														163 H Tennessee Tech		0	4			
														163 H Tennessee Tech		4	1			
														163 H Tennessee Tech		3	5			
														164 H Eastern Ill.		3	5			
														164 H Eastern Ill.		0	4			
														164 H Eastern Ill.		3	7			
														165 A SIU Edwardsville		0	0			
														165 A SIU Edwardsville		4	1			
														165 A SIU Edwardsville		0	10			
														165 A SIU Edwardsville		0	16			
														165 A SIU Edwardsville		5	6			
														165 A SIU Edwardsville		0	2			
LAST 10 GAMES																				
165	A	SIU Edwardsville		4	1	165	A	SIU Edwardsville		0	2	165	A	SIU Edwardsville		4	1			
165	A	SIU Edwardsville		0	0	282	H	Alabama A&M		5	4	165	A	SIU Edwardsville		0	10			
165	A	SIU Edwardsville		0	10	282	H	Alabama A&M		5	0	165	A	SIU Edwardsville		0	16			
165	A	SIU Edwardsville		0	16	222	H	Morehead St.		0	6	165	A	SIU Edwardsville		5	6			
165	A	SIU Edwardsville		5	6	222	H	Morehead St.		2	8	165	A	SIU Edwardsville		0	2			

Non-Div. I Games:

Tennessee St.

RPI	S	Opponent	Score	
191	N	Campbell	3	2
191	N	Campbell	6	1
202	N	Winthrop	1	3
207	A	Southeast Mo. St.	4	12
207	A	Southeast Mo. St.	2	6
207	A	Southeast Mo. St.	0	2
214	H	St. Bonaventure	1	3
216	A	Belmont	4	9
216	A	Belmont	4	3
218	A	Austin Peay	0	6
218	H	Austin Peay	6	5
218	H	Austin Peay	5	0
222	H	Morehead St.	6	3
222	H	Morehead St.	2	8
222	H	Morehead St.	0	6
231	H	Northwestern St.	0	8
231	N	Northwestern St.	4	1
240	N	Jackson St.	5	4
240	N	Jackson St.	1	8
245	N	Cleveland St.	5	3
275	H	Alabama St.	8	5
275	H	Alabama St.	3	4
282	H	Alabama A&M	5	4
282	H	Alabama A&M	5	0

Tennessee St.

T
e
n
n
e
s
s
e
e
s
t
.

T
e
n
n
e
s
s
e
e
s
t
.

Average RPI Win:	213	WON-LOST RECORD	WINNING PCT. RANK	LAST 10 GAMES	STRENGTH OF SCHEDULE	OPP. STRENGTH OF SCHEDULE	TEAM RPI	ADJ RPI	CONF. RPI	ADJ CONF. RPI	
Average RPI Loss:	165										
DIV. I ONLY	16-37-0	.30189	247	4-6-0	223	237	255	.40021	257	21	23
DIV. I NON-CONF.	4-25-0	.13793	275	1-3-0	237	268	275	.35568	276	21	22
<hr/>											
TOTALS	RPI 1-25	RPI 26-50		W-L RECORDS		RPI 51-100		RPI 101-150		RPI 150+	
16-37-0	0-0-0	0-0-0		OVERALL		0-8-0		3-11-0		13-18-0	
9-7-0	0-0-0	0-0-0		HOME		0-3-0		0-0-0		9-4-0	
6-18-0	0-0-0	0-0-0		AWAY		0-5-0		3-7-0		3-6-0	
1-12-0	0-0-0	0-0-0		NEUTRAL		0-0-0		0-4-0		1-8-0	
<hr/>											
4-25-0	0-0-0	0-0-0		NON-CONFERENCE		0-2-0		0-8-0		4-15-0	
1-3-0	0-0-0	0-0-0		HOME		0-0-0		0-0-0		1-3-0	
2-10-0	0-0-0	0-0-		AWAY		0-2-0		0-4-0		2-4-0	
1-12-0	0-0-0	0-0-0		NEUTRAL		0-0-0		0-4-0		1-8-0	
<hr/>											
12-12-0	0-0-0	0-0-0		CONFERENCE		0-6-0		3-3-0		9-3-0	
8-4-0	0-0-0	0-0-0		HOME		0-3-0		0-0-0		8-1-0	
4-8-0	0-0-0	0-0-0		AWAY		0-3-0		3-3-0		1-2-0	
0-0-0	0-0-0	0-0-0		NEUTRAL		0-0-0		0-0-0		0-0-0	
<hr/>											
RPI S	Opponent	Score	RPI S	Opponent	Score	RPI S	Opponent	Score	RPI S	Opponent	Score
						64 A	Nebraska	0 7	126 N	Lehigh	5 12
						64 A	Nebraska	0 8	126 N	Lehigh	0 4
						73 H	North Dakota St.	1 4	127 A	Stetson	1 6
						73 H	North Dakota St.	2 9	127 A	Stetson	0 9
						73 H	North Dakota St.	0 3	135 A	Creighton	1 15
						78 A	IPFW	1 5	135 A	Creighton	1 4
						78 A	IPFW	1 2	140 N	Penn	0 1
						78 A	IPFW	0 10	140 N	Penn	2 3
									142 A	Southern Utah	9 8
									142 A	Southern Utah	2 12
									142 A	Southern Utah	0 5
									150 A	UMKC	6 5
									150 A	UMKC	3 2
									150 A	UMKC	1 7
									158 N	Iona	0 9
									176 H	Western Ill.	2 1
									176 H	Western Ill.	9 3
									176 H	Western Ill.	11 3
									178 N	Ill.-Chicago	0 3
									183 A	UC Riverside	4 12
			183 A	UC Riverside	7 4						
			LAST 10 GAMES			219 N	Sacred Heart	0 2			
						221 N	Samford	0 4			
						221 N	Samford	7 8			
						224 N	Indiana St.	0 8			
						226 H	IUPUI	5 4			
						226 H	IUPUI	1 8			
						78 A	IPFW	0 10	176 H	Western Ill.	2 1
78 A	IPFW	1 2	234 H	Neb. Omaha	0 2						
78 A	IPFW	1 5	234 H	Neb. Omaha	0 1						
176 H	Western Ill.	11 3	238 H	North Dakota	5 6						
176 H	Western Ill.	9 3	238 H	North Dakota	5 4						

Non-Div. I Games: Minn. St. Mankato 2 4 Simpson 5 7

South Dakota

South Dakota

Average RPI Win: 236		WON-LOST	WINNING	LAST 10	STRENGTH OF	OPP. STRENGTH	TEAM	ADJ	CONF.	ADJ CONF.		
Average RPI Loss: 176		RECORD	PCT. RANK	GAMES	SCHEDULE	OF SCHEDULE	RPI	RPI	RPI	RPI		
DIV. I ONLY		15-30-0	.33333	229	6-4-0	255	256	259	.39917	258	28	28
DIV. I NON-CONF.		8-21-0	.27586	245	1-1-0	222	238	254	.40786	252	28	28
<hr/>												
TOTALS		RPI 1-25		RPI 26-50		W-L RECORDS		RPI 51-100		RPI 101-150		RPI 150+
15-30-0		0-0-0		0-0-0		OVERALL		0-5-0		0-1-0		15-24-0
7-5-0		0-0-0		0-0-0		HOME		0-0-0		0-0-0		7-5-0
6-14-0		0-0-0		0-0-0		AWAY		0-2-0		0-0-0		6-12-0
2-11-0		0-0-0		0-0-0		NEUTRAL		0-3-0		0-1-0		2-7-0
8-21-0		0-0-0		0-0-0		NON-CONFERENCE		0-5-0		0-1-0		8-15-0
3-1-0		0-0-0		0-0-0		HOME		0-0-0		0-0-0		3-1-0
3-9-0		0-0-0		0-0-		AWAY		0-2-0		0-0-0		3-7-0
2-11-0		0-0-0		0-0-0		NEUTRAL		0-3-0		0-1-0		2-7-0
7-9-0		0-0-0		0-0-0		CONFERENCE		0-0-0		0-0-0		7-9-0
4-4-0		0-0-0		0-0-0		HOME		0-0-0		0-0-0		4-4-0
3-5-0		0-0-0		0-0-0		AWAY		0-0-0		0-0-0		3-5-0
0-0-0		0-0-0		0-0-0		NEUTRAL		0-0-0		0-0-0		0-0-0
RPI	S	Opponent	Score	RPI	S	Opponent	Score	RPI	S	Opponent	Score	
						54 A Miami (OH)	0 10	113 N UT Martin		3 6		
						58 N Purdue	6 14	153 N James Madison		0 14		
						62 A Chattanooga	3 5	158 H Iona		1 0		
						67 N Ball St.	0 14	158 H Iona		0 3		
						83 N Valparaiso	1 9	160 A Youngstown St.		1 5		
								160 A Youngstown St.		1 10		
								162 H Binghamton		1 0		
								162 H Binghamton		2 5		
								167 N Eastern Mich.		0 5		
								167 N Eastern Mich.		4 5		
								169 N Seton Hall		8 4		
								175 A Akron		1 12		
								175 A Akron		0 5		
								180 N Fairleigh Dickinson		5 7		
								184 H Fairfield		2 1		
								184 H Fairfield		5 6		
								196 N Dayton		0 9		
								203 A Buffalo		6 9		
								203 A Buffalo		0 11		
								215 A Marist		2 10		
								215 A Marist		5 6		
								225 N East Tenn. St.		0 1		
								236 H Canisius		2 3		
								236 H Canisius		3 4		
								245 A Cleveland St.		10 0		
								246 N Princeton		4 3		
								247 A Siena		0 2		
<hr/>												
LAST 10 GAMES												
				162 H Binghamton	2 5	236 H Canisius	3 4	236 H Canisius		2 3		
				162 H Binghamton	1 0	286 A Saint Peter's	11 1	236 H Canisius		3 4		
				255 H Rider	5 4	286 A Saint Peter's	10 0	245 A Cleveland St.		10 0		
				255 H Rider	1 0	273 A Manhattan	10 2	246 N Princeton		4 3		
				236 H Canisius	2 3	273 A Manhattan	4 12	247 A Siena		0 2		

Non-Div. I Games:

Niagara

RPI	S	Opponent	Score	
247	A	Siena	1	6
250	H	Mt. St. Mary's	4	1
250	H	Mt. St. Mary's	2	1
250	N	Mt. St. Mary's	2	6
255	H	Rider	5	4
255	H	Rider	1	0
260	A	Coppin St.	6	1
261	A	UMBC	3	2
261	A	UMBC	0	1
273	A	Manhattan	4	12
273	A	Manhattan	10	2
286	A	Saint Peter's	11	1
286	A	Saint Peter's	10	0

Niagara

N
i
a
g
a
r
a

N
i
a
g
a
r
a

Average RPI Win: 247		WON-LOST	WINNING	LAST 10	STRENGTH OF		OPP. STRENGTH	TEAM	ADJ		CONF.	ADJ CONF.
Average RPI Loss: 167		RECORD	PCT. RANK	GAMES	SCHEDULE		OF SCHEDULE	RPI	RPI		RPI	RPI
DIV. I ONLY		18-34-0	.34615	226	3-7-0		264	247	261		.39454	259
DIV. I NON-CONF.		13-19-0	.40625	185	2-0-0		286	272	263		.38362	263
TOTALS		RPI 1-25	RPI 26-50		W-L RECORDS		RPI 51-100		RPI 101-150		RPI 150+	
18-34-0		0-0-0	0-1-0		OVERALL		0-1-0		2-15-0		16-17-0	
3-7-0		0-0-0	0-0-0		HOME		0-0-0		1-3-0		2-4-0	
9-12-0		0-0-0	0-0-0		AWAY		0-0-0		1-8-0		8-4-0	
6-15-0		0-0-0	0-1-0		NEUTRAL		0-1-0		0-4-0		6-9-0	
13-19-0		0-0-0	0-1-0		NON-CONFERENCE		0-1-0		0-7-0		13-10-0	
0-0-0		0-0-0	0-0-0		HOME		0-0-0		0-0-0		0-0-0	
7-4-0		0-0-0	0-0-		AWAY		0-0-0		0-3-0		7-1-0	
6-15-0		0-0-0	0-1-0		NEUTRAL		0-1-0		0-4-0		6-9-0	
5-15-0		0-0-0	0-0-0		CONFERENCE		0-0-0		2-8-0		3-7-0	
3-7-0		0-0-0	0-0-0		HOME		0-0-0		1-3-0		2-4-0	
2-8-0		0-0-0	0-0-0		AWAY		0-0-0		1-5-0		1-3-0	
0-0-0		0-0-0	0-0-0		NEUTRAL		0-0-0		0-0-0		0-0-0	
RPI S	Opponent	Score	RPI S	Opponent	Score	RPI S	Opponent	Score	RPI S	Opponent	Score	
			30 N	Virginia Tech	0 8	69 N	Lipscomb	6 7	112 A	Col. of Charleston	0 4	
									115 N	Western Mich.	0 2	
									116 H	Robert Morris	3 4	
									116 H	Robert Morris	8 7	
									117 A	Quinnipiac	2 9	
									117 A	Quinnipiac	5 4	
									124 H	LIU Brooklyn	7 9	
									124 H	LIU Brooklyn	3 5	
									130 A	Central Conn. St.	0 8	
									130 A	Central Conn. St.	1 2	
									131 N	La.-Monroe	2 6	
									134 A	Temple	2 3	
									134 A	Temple	0 4	
									136 N	Villanova	0 7	
									145 N	Middle Tenn.	3 6	
									149 A	Monmouth	3 7	
									149 A	Monmouth	3 4	
									152 N	Bradley	0 2	
									170 N	Army	3 5	
									174 H	Bryant	1 6	
									174 H	Bryant	5 6	
									175 N	Akron	0 3	
									180 A	Fairleigh Dickinson	7 8	
									180 A	Fairleigh Dickinson	3 6	
									206 H	Saint Francis (PA)	7 3	
									206 H	Saint Francis (PA)	4 8	
									217 N	Green Bay	2 3	
LAST 10 GAMES			273 A	Manhattan	2 1	180 A	Fairleigh Dickinson	7 8				
			273 A	Manhattan	8 1	124 H	LIU Brooklyn	7 9				
			250 A	Mt. St. Mary's	3 4	124 H	LIU Brooklyn	3 5				
			250 A	Mt. St. Mary's	4 3	130 A	Central Conn. St.	1 2				
			180 A	Fairleigh Dickinson	3 6	130 A	Central Conn. St.	0 8				

Non-Div. I Games:

Wagner

RPI	S	Opponent	Score	
219	H	Sacred Heart	5	0
219	H	Sacred Heart	2	6
225	N	East Tenn. St.	0	12
234	N	Neb. Omaha	2	10
245	N	Cleveland St.	3	2
245	N	Cleveland St.	9	1
250	A	Mt. St. Mary's	4	3
250	A	Mt. St. Mary's	3	4
255	N	Rider	1	3
268	A	Yale	6	3
268	A	Yale	6	0
270	N	Columbia	0	9
273	A	Manhattan	8	1
273	A	Manhattan	2	1
274	N	Bucknell	5	0
278	A	Lafayette	1	4
278	A	Lafayette	9	7
278	N	Lafayette	1	6
278	N	Lafayette	3	2
279	N	Howard	9	4
279	N	Howard	6	5
286	A	Saint Peter's	7	0
286	A	Saint Peter's	11	5

W
a
g
n
e
r

Wagner

[illegible]

Non-Div. I Games:

Coppin St.

RPI	S	Opponent	Score	
263	H	Hampton	5	4
269	H	Brown	4	0
279	H	Howard	2	1
279	H	Howard	2	1
279	H	Howard	1	3
280	A	Morgan St.	4	1
280	A	Morgan St.	3	4
280	A	Morgan St.	7	6
281	A	South Carolina St.	15	0
281	A	South Carolina St.	5	3
281	A	South Carolina St.	11	2
281	A	South Carolina St.	9	10
289	H	UMES	5	0
289	H	UMES	9	1
289	H	UMES	5	1

Coppin St.

C
o
p
p
i
n
s
t
.

C
o
p
p
i
n
s
t
.

UMBC		Through Games Of June 6, 2012 (FINAL)										
Average RPI Win:	242	WON-LOST RECORD	WINNING PCT. RANK	LAST 10 GAMES	STRENGTH OF SCHEDULE	OPP. STRENGTH OF SCHEDULE	TEAM RPI	ADJ RPI	CONF. RPI	ADJ CONF. RPI		
Average RPI Loss:	163											
DIV. I ONLY		19-31-0	.38	210	2-8-0	276	232	260	.38967	261	14	17
DIV. I NON-CONF.		18-14-0	.5625	100	2-0-0	288	273	242	.41518	248	17	20
TOTALS		RPI 1-25	RPI 26-50		W-L RECORDS	RPI 51-100		RPI 101-150		RPI 150+		
19-31-0	0-0-0		0-3-0		OVERALL	1-5-0		0-4-0		18-19-0		
14-17-0	0-0-0		0-3-0		HOME	1-5-0		0-1-0		13-8-0		
3-12-0	0-0-0		0-0-0		AWAY	0-0-0		0-2-0		3-10-0		
2-2-0	0-0-0		0-0-0		NEUTRAL	0-0-0		0-1-0		2-1-0		
18-14-0	0-0-0		0-0-0		NON-CONFERENCE	0-0-0		0-4-0		18-10-0		
13-9-0	0-0-0		0-0-0		HOME	0-0-0		0-1-0		13-8-0		
3-3-0	0-0-0		0-0-		AWAY	0-0-0		0-2-0		3-1-0		
2-2-0	0-0-0		0-0-0		NEUTRAL	0-0-0		0-1-0		2-1-0		
1-17-0	0-0-0		0-3-0		CONFERENCE	1-5-0		0-0-0		0-9-0		
1-8-0	0-0-0		0-3-0		HOME	1-5-0		0-0-0		0-0-0		
0-9-0	0-0-0		0-0-0		AWAY	0-0-0		0-0-0		0-9-0		
0-0-0	0-0-0		0-0-0		NEUTRAL	0-0-0		0-0-0		0-0-0		
RPI S	Opponent	Score	RPI S	Opponent	Score	RPI S	Opponent	Score	RPI S	Opponent	Score	
			47 H	Boston U.	4 6	85 H	Albany (NY)	1 6	109 A	Longwood	0 9	
			47 H	Boston U.	1 10	85 H	Albany (NY)	4 5	109 A	Longwood	8 9	
			47 H	Boston U.	4 9	85 H	Albany (NY)	4 3	114 N	St. John's (NY)	0 7	
						87 H	Stony Brook	1 10	118 H	Charleston So.	0 4	
						87 H	Stony Brook	3 19	158 H	Iona	4 10	
						87 H	Stony Brook	0 5	162 A	Binghamton	1 6	
									162 A	Binghamton	1 5	
									162 A	Binghamton	2 8	
									169 H	Seton Hall	2 5	
									169 N	Seton Hall	2 1	
									185 A	Maine	1 9	
									185 A	Maine	0 1	
									185 A	Maine	1 7	
									186 H	Georgetown	0 8	
									190 H	George Washington	7 4	
									192 N	Wright St.	0 8	
									206 H	Saint Francis (PA)	1 7	
									219 H	Sacred Heart	9 2	
									228 A	Towson	6 0	
									229 H	Rhode Island	1 9	
									236 H	Canisius	6 4	
									246 H	Princeton	7 2	
									247 H	Siena	3 2	
									247 N	Siena	5 2	
									250 H	Mt. St. Mary's	0 11	
									258 H	Niagara	2 3	
									258 H	Niagara	1 0	
LAST 10 GAMES												
			47 H	Boston U.	1 10	185 A	Maine	1 7				
			47 H	Boston U.	4 9	265 H	La Salle	5 3				
			47 H	Boston U.	4 6	265 H	La Salle	3 2				
			185 A	Maine	0 1	264 A	Hartford	2 3				
			185 A	Maine	1 9	264 A	Hartford	4 7				

Non-Div. I Games:

UMBC

RPI	S	Opponent	Score	
263	A	Hampton	5	6
263	A	Hampton	14	9
264	A	Hartford	1	3
264	A	Hartford	2	3
264	A	Hartford	4	7
265	H	La Salle	3	2
265	H	La Salle	5	3
266	A	George Mason	4	2
269	H	Brown	7	1
279	H	Howard	12	5
286	H	Saint Peter's	10	3
286	H	Saint Peter's	4	3
286	H	Saint Peter's	3	8
286	H	Saint Peter's	7	2

UMBC

U
M
B
C

U
M
B
C

Average RPI Win: 206		WON-LOST	WINNING	LAST 10	STRENGTH OF	OPP. STRENGTH	TEAM	ADJ	CONF.	ADJ CONF.		
Average RPI Loss: 165		RECORD	PCT. RANK	GAMES	SCHEDULE	OF SCHEDULE	RPI	RPI	RPI	RPI		
DIV. I ONLY		10-41-0	.19608	278	0-10-0	195	244	268	.38869	262	24	24
DIV. I NON-CONF.		8-20-0	.28571	241	0-0-0	197	258	248	.41797	246	25	24
<hr/>												
TOTALS		RPI 1-25	RPI 26-50		W-L RECORDS	RPI 51-100		RPI 101-150		RPI 150+		
10-41-0	0-0-0	0-0-0		OVERALL		0-6-0		2-9-0		8-26-0		
3-14-0	0-0-0	0-0-0		HOME		0-5-0		0-2-0		3-7-0		
3-17-0	0-0-0	0-0-0		AWAY		0-1-0		1-3-0		2-13-0		
4-10-0	0-0-0	0-0-0		NEUTRAL		0-0-0		1-4-0		3-6-0		
<hr/>												
8-20-0	0-0-0	0-0-0		NON-CONFERENCE		0-3-0		2-7-0		6-10-0		
1-5-0	0-0-0	0-0-0		HOME		0-2-0		0-2-0		1-1-0		
3-6-0	0-0-0	0-0-		AWAY		0-1-0		1-1-0		2-4-0		
4-9-0	0-0-0	0-0-0		NEUTRAL		0-0-0		1-4-0		3-5-0		
<hr/>												
2-21-0	0-0-0	0-0-0		CONFERENCE		0-3-0		0-2-0		2-16-0		
2-9-0	0-0-0	0-0-0		HOME		0-3-0		0-0-0		2-6-0		
0-11-0	0-0-0	0-0-0		AWAY		0-0-0		0-2-0		0-9-0		
0-1-0	0-0-0	0-0-0		NEUTRAL		0-0-0		0-0-0		0-1-0		
<hr/>												
RPI S	Opponent	Score	RPI S	Opponent	Score	RPI S	Opponent	Score	RPI S	Opponent	Score	
					78 H IPFW		1	9	102 A Bowling Green		3	1
					78 H IPFW		2	4	102 A Bowling Green		4	6
					82 A S.C. Upstate		0	8	120 H Central Mich.		4	14
					83 H Valparaiso		1	9	120 H Central Mich.		1	11
					83 H Valparaiso		2	7	126 N Lehigh		1	2
					83 H Valparaiso		3	12	126 N Lehigh		3	2
									128 A Loyola Chicago		1	5
									128 A Loyola Chicago		1	9
									140 N Penn		2	6
									144 N Ohio		5	13
									150 N UMKC		5	8
									160 H Youngstown St.		0	9
									160 H Youngstown St.		1	10
									160 H Youngstown St.		1	9
									166 A Butler		2	7
									166 A Butler		2	9
									166 A Butler		3	8
									166 N Butler		0	8
									167 A Eastern Mich.		0	8
									167 A Eastern Mich.		1	7
				172 N Utah Valley		0	1					
				178 H Ill.-Chicago		7	6					
				178 H Ill.-Chicago		2	10					
				180 N Fairleigh Dickinson		4	3					
				192 A Wright St.		1	8					
				192 A Wright St.		1	3					
				192 A Wright St.		0	8					
<hr/>												
LAST 10 GAMES												
128 A Loyola Chicago		1	9	166 A Butler		2	9	178 H Ill.-Chicago		2	10	
128 A Loyola Chicago		1	5	166 A Butler		3	8	180 N Fairleigh Dickinson		4	3	
245 A Cleveland St.		2	3	166 A Butler		2	7	192 A Wright St.		1	8	
245 A Cleveland St.		2	9	160 H Youngstown St.		1	9	192 A Wright St.		1	3	
245 A Cleveland St.		2	4	160 H Youngstown St.		1	10	192 A Wright St.		0	8	

Non-Div. I Games:

Detroit

Through Games Of June 6, 2012 (FINAL)

RPI	S	Opponent	Score	
196	A	Dayton	5	3
196	A	Dayton	1	5
197	N	Florida A&M	0	8
214	N	St. Bonaventure	3	6
217	H	Green Bay	2	3
217	H	Green Bay	2	11
217	H	Green Bay	7	5
219	N	Sacred Heart	7	9
224	N	Indiana St.	3	8
235	A	Evansville	1	2
235	A	Evansville	4	3
245	A	Cleveland St.	2	3
245	A	Cleveland St.	2	4
245	A	Cleveland St.	2	9
272	H	Oakland	0	9
272	H	Oakland	10	7
277	N	Holy Cross	4	1
278	N	Lafayette	6	2

Detroit

Average RPI Win:	261	WON-LOST	WINNING	LAST 10	STRENGTH OF	OPP. STRENGTH	TEAM	ADJ	CONF.	ADJ CONF.	
Average RPI Loss:	177	RECORD	PCT. RANK	GAMES	SCHEDULE	OF SCHEDULE	RPI	RPI	RPI	RPI	
DIV. I ONLY	25-33-0	.43103	188	5-5-0	279	273	262	.38853	263	30	30
DIV. I NON-CONF.	10-20-0	.33333	223	0-0-0	234	212	246	.42393	240	30	30
<hr/>											
TOTALS	RPI 1-25	RPI 26-50		W-L RECORDS		RPI 51-100		RPI 101-150		RPI 150+	
25-33-0	0-0-0	0-2-0		OVERALL		0-1-0		1-10-0		24-20-0	
17-7-0	0-0-0	0-0-0		HOME		0-0-0		0-4-0		17-3-0	
1-17-0	0-0-0	0-2-0		AWAY		0-1-0		0-2-0		1-12-0	
7-9-0	0-0-0	0-0-0		NEUTRAL		0-0-0		1-4-0		6-5-0	
<hr/>											
10-20-0	0-0-0	0-2-0		NON-CONFERENCE		0-1-0		1-10-0		9-7-0	
6-6-0	0-0-0	0-0-0		HOME		0-0-0		0-4-0		6-2-0	
0-9-0	0-0-0	0-0-		AWAY		0-1-0		0-2-0		0-4-0	
4-5-0	0-0-0	0-0-0		NEUTRAL		0-0-0		1-4-0		3-1-0	
<hr/>											
15-13-0	0-0-0	0-0-0		CONFERENCE		0-0-0		0-0-0		15-13-0	
11-1-0	0-0-0	0-0-0		HOME		0-0-0		0-0-0		11-1-0	
1-8-0	0-0-0	0-0-0		AWAY		0-0-0		0-0-0		1-8-0	
3-4-0	0-0-0	0-0-0		NEUTRAL		0-0-0		0-0-0		3-4-0	
<hr/>											
RPI	S	Opponent	Score	RPI	S	Opponent	Score	RPI	S	Opponent	Score
				28	A	North Carolina	4 12				
				28	A	North Carolina	2 12				

Non-Div. I Games:

Hampton

RPI	S	Opponent	Score	
253	A	Norfolk St.	2	1
253	A	Norfolk St.	0	4
260	A	Coppin St.	9	10
260	A	Coppin St.	4	5
260	A	Coppin St.	2	3
261	H	UMBC	9	14
261	H	UMBC	6	5
265	N	La Salle	5	4
265	N	La Salle	6	4
266	H	George Mason	10	5
266	H	George Mason	3	2
272	H	Oakland	3	2
272	H	Oakland	5	2
276	N	N.C. A&T	5	6
276	N	N.C. A&T	0	1
279	H	Howard	9	2
279	H	Howard	5	4
279	H	Howard	10	2
280	H	Morgan St.	2	6
280	H	Morgan St.	8	6
280	H	Morgan St.	2	1
285	H	N.C. Central	5	2
285	H	N.C. Central	7	1
289	H	UMES	9	1
289	H	UMES	5	2
289	H	UMES	9	1
289	H	UMES	11	0

Hampton

H
a
m
p
t
o
n

H
a
m
p
t
o
n

RPI	S	Opponent	Score	
289	N	UMES	9	0

Hampton

H
a
m
p
t
o
n

H
a
m
p
t
o
n

Average RPI Win:	220	WON-LOST RECORD		WINNING PCT. RANK		LAST 10 GAMES		STRENGTH OF SCHEDULE		OPP. STRENGTH OF SCHEDULE		TEAM RPI		ADJ RPI		CONF. RPI		ADJ CONF. RPI						
DIV. I ONLY		10-43-0		.18868	280	2-8-0		174		227		265		.38545	264	14		17						
DIV. I NON-CONF.		6-29-0		.17143	268	1-3-0		229		253		270		.36628	274	17		20						
<hr/>																								
TOTALS		RPI 1-25		RPI 26-50		W-L RECORDS		RPI 51-100		RPI 101-150		RPI 150+												
10-43-0		0-1-0		0-4-0		OVERALL		2-8-0		0-4-0		8-26-0												
7-12-0		0-0-0		0-0-0		HOME		0-3-0		0-2-0		7-7-0												
1-24-0		0-1-0		0-3-0		AWAY		1-3-0		0-2-0		0-15-0												
2-7-0		0-0-0		0-1-0		NEUTRAL		1-2-0		0-0-0		1-4-0												
6-29-0		0-1-0		0-1-0		NON-CONFERENCE		2-2-0		0-4-0		4-21-0												
3-7-0		0-0-0		0-0-0		HOME		0-0-0		0-2-0		3-5-0												
1-15-0		0-1-0		0-0-		AWAY		1-0-0		0-2-0		0-12-0												
2-7-0		0-0-0		0-1-0		NEUTRAL		1-2-0		0-0-0		1-4-0												
4-14-0		0-0-0		0-3-0		CONFERENCE		0-6-0		0-0-0		4-5-0												
4-5-0		0-0-0		0-0-0		HOME		0-3-0		0-0-0		4-2-0												
0-9-0		0-0-0		0-3-0		AWAY		0-3-0		0-0-0		0-3-0												
0-0-0		0-0-0		0-0-0		NEUTRAL		0-0-0		0-0-0		0-0-0												
RPI	S	Opponent	Score		RPI	S	Opponent	Score		RPI	S	Opponent	Score		RPI	S	Opponent	Score						
15	A	South Fla.	1	7	47	A	Boston U.	0	1	62	N	Chattanooga	1	11	117	H	Quinnipiac	1	5					
					47	A	Boston U.	0	2	84	N	North Texas	3	4	117	H	Quinnipiac	3	4					
					47	A	Boston U.	1	11	85	H	Albany (NY)	1	10	130	A	Central Conn. St.	7	13					
					49	N	Northwestern	0	8	85	H	Albany (NY)	2	8	130	A	Central Conn. St.	4	5					
										85	H	Albany (NY)	0	12	158	A	Iona	1	7					
										87	A	Stony Brook	0	10	158	A	Iona	1	3					
										87	A	Stony Brook	0	4	162	A	Binghamton	5	13					
										87	A	Stony Brook	1	3	162	A	Binghamton	4	5					
										91	N	Coastal Caro.	1	0	162	A	Binghamton	7	8					
										94	A	Connecticut	13	7	184	H	Fairfield	4	10					
															184	H	Fairfield	2	3					
															185	H	Maine	1	5					
															185	H	Maine	1	2					
															185	H	Maine	4	3					
															198	A	Bethune-Cookman	0	15					
															198	A	Bethune-Cookman	2	6					
															200	N	Cornell	3	6					
															200	N	Cornell	2	8					
															215	H	Marist	1	3					
															215	H	Marist	5	6					
															219	A	Sacred Heart	1	4					
															219	A	Sacred Heart	3	4					
															229	A	Rhode Island	5	6					
															241	N	Colgate	3	2					
															241	N	Colgate	0	8					
															247	A	Siena	2	10					
															247	A	Siena	4	5					
<hr/>																								
					LAST 10 GAMES																			
					185 H Maine					4 3					47 A Boston U.					0 2				
					185 H Maine					1 2					47 A Boston U.					1 11				
					185 H Maine					1 5					47 A Boston U.					0 1				
					219 A Sacred Heart					1 4					94 A Connecticut					13 7				
					219 A Sacred Heart					3 4					117 H Quinnipiac					1 5				

Non-Div. I Games:

Hartford

RPI	S	Opponent	Score	
249	N	Dartmouth	7	11
261	H	UMBC	3	1
261	H	UMBC	7	4
261	H	UMBC	3	2
266	A	George Mason	0	9
266	H	George Mason	3	0
266	H	George Mason	5	4
273	H	Manhattan	5	3
273	H	Manhattan	1	5
277	A	Holy Cross	4	12
277	A	Holy Cross	4	6

H
a
r
t
f
o
r
d

H
a
r
t
f
o
r
d

Hartford

Average RPI Win: 205		WON-LOST RECORD		WINNING PCT. RANK		LAST 10 GAMES		STRENGTH OF SCHEDULE		OPP. STRENGTH OF SCHEDULE		TEAM RPI		ADJ RPI		CONF. RPI		ADJ CONF. RPI	
DIV. I ONLY		9-40-0		.18367 281		3-7-0		150		251		264		.38395 265		19		19	
DIV. I NON-CONF.		6-23-0		.2069 259		0-2-0		148		282		255		.39079 262		19		19	
TOTALS		RPI 1-25		RPI 26-50		W-L RECORDS		RPI 51-100		RPI 101-150		RPI 150+							
9-40-0		0-0-0		0-2-0		OVERALL		1-8-0		2-8-0		6-22-0							
4-10-0		0-0-0		0-2-0		HOME		0-2-0		2-2-0		2-4-0							
4-23-0		0-0-0		0-0-0		AWAY		1-6-0		0-4-0		3-13-0							
1-7-0		0-0-0		0-0-0		NEUTRAL		0-0-0		0-2-0		1-5-0							
6-23-0		0-0-0		0-0-0		NON-CONFERENCE		1-6-0		2-6-0		3-11-0							
2-2-0		0-0-0		0-0-0		HOME		0-0-0		2-2-0		0-0-0							
3-14-0		0-0-0		0-0-		AWAY		1-6-0		0-2-0		2-6-0							
1-7-0		0-0-0		0-0-0		NEUTRAL		0-0-0		0-2-0		1-5-0							
3-17-0		0-0-0		0-2-0		CONFERENCE		0-2-0		0-2-0		3-11-0							
2-8-0		0-0-0		0-2-0		HOME		0-2-0		0-0-0		2-4-0							
1-9-0		0-0-0		0-0-0		AWAY		0-0-0		0-2-0		1-7-0							
0-0-0		0-0-0		0-0-0		NEUTRAL		0-0-0		0-0-0		0-0-0							
RPI	S	Opponent	Score	RPI	S	Opponent	Score	RPI	S	Opponent	Score	RPI	S	Opponent	Score				
				37	H	Massachusetts	1 5	51	A	Ga. Southern	0 6	115	N	Western Mich.	0 1				
				37	H	Massachusetts	3 11	51	A	Ga. Southern	0 8	134	A	Temple	0 8				
								82	A	S.C. Upstate	0 4	134	A	Temple	3 4				
								82	A	S.C. Upstate	0 8	136	H	Villanova	0 8				
								91	A	Coastal Caro.	0 3	136	H	Villanova	5 8				
								91	A	Coastal Caro.	1 0	136	N	Villanova	0 8				
								91	A	Coastal Caro.	5 7	140	A	Penn	0 8				
								93	H	Fordham	0 11	140	A	Penn	1 5				
								93	H	Fordham	1 9	149	H	Monmouth	4 1				
												149	H	Monmouth	7 1				
												151	A	Charlotte	1 6				
												151	A	Charlotte	0 1				
												171	A	Saint Joseph's	1 11				
												171	A	Saint Joseph's	1 4				
												177	H	Saint Louis	0 12				
												177	H	Saint Louis	2 4				
												190	A	George Washington	1 4				
												190	A	George Washington	1 5				
												196	A	Dayton	3 1				
												196	A	Dayton	1 3				
												214	H	St. Bonaventure	8 11				
												214	H	St. Bonaventure	4 12				
												223	N	Liberty	1 10				
												229	H	Rhode Island	9 3				
												229	H	Rhode Island	6 3				
												239	A	Drexel	2 10				
												246	A	Princeton	1 7				
LAST 10 GAMES																			
				37	H	Massachusetts	1 5	196	A	Dayton	3 1								
				37	H	Massachusetts	3 11	261	A	UMBC	3 5								
				229	H	Rhode Island	9 3	261	A	UMBC	2 3								
				229	H	Rhode Island	6 3	214	H	St. Bonaventure	8 11								
				196	A	Dayton	1 3	214	H	St. Bonaventure	4 12								

Non-Div. I Games:

La Salle

RPI	S	Opponent	Score	
246	A	Princeton	0	8
251	A	Delaware	5	1
252	N	Savannah St.	2	4
253	N	Norfolk St.	0	3
261	A	UMBC	2	3
261	A	UMBC	3	5
263	N	Hampton	4	5
263	N	Hampton	4	6
274	A	Bucknell	2	5
274	A	Bucknell	1	0
276	N	N.C. A&T	7	2

La Salle

L
a
S
a
l
l
e

L
a
S
a
l
l
e

Average RPI Win: 220		WON-LOST	WINNING	LAST 10	STRENGTH OF		OPP. STRENGTH	TEAM	ADJ		CONF.	ADJ CONF.			
Average RPI Loss: 163		RECORD	PCT. RANK	GAMES	SCHEDULE		OF SCHEDULE	RPI	RPI		RPI	RPI			
DIV. I ONLY		13-41-0	.24074	270	3-7-0		177	242	258	.3834	266	25	25		
DIV. I NON-CONF.		6-27-0	.18182	265	0-2-0		174	259	261	.38203	264	23	23		
TOTALS		RPI 1-25	RPI 26-50		W-L RECORDS		RPI 51-100		RPI 101-150		RPI 150+				
13-41-0		0-0-0	0-3-0		OVERALL		1-11-0		0-2-0		12-25-0				
4-18-0		0-0-0	0-0-0		HOME		1-4-0		0-2-0		3-12-0				
8-19-0		0-0-0	0-3-0		AWAY		0-5-0		0-0-0		8-11-0				
1-4-0		0-0-0	0-0-0		NEUTRAL		0-2-0		0-0-0		1-2-0				
6-27-0		0-0-0	0-0-0		NON-CONFERENCE		0-9-0		0-2-0		6-16-0				
3-10-0		0-0-0	0-0-0		HOME		0-2-0		0-2-0		3-6-0				
2-13-0		0-0-0	0-0-		AWAY		0-5-0		0-0-0		2-8-0				
1-4-0		0-0-0	0-0-0		NEUTRAL		0-2-0		0-0-0		1-2-0				
7-14-0		0-0-0	0-3-0		CONFERENCE		1-2-0		0-0-0		6-9-0				
1-8-0		0-0-0	0-0-0		HOME		1-2-0		0-0-0		0-6-0				
6-6-0		0-0-0	0-3-0		AWAY		0-0-0		0-0-0		6-3-0				
0-0-0		0-0-0	0-0-0		NEUTRAL		0-0-0		0-0-0		0-0-0				
RPI	S	Opponent	Score	RPI	S	Opponent	Score	RPI	S	Opponent	Score	RPI	S	Opponent	Score
				40	A	Hofstra	3 12	51	N	Ga. Southern	1 10	102	H	Bowling Green	0 1
				40	A	Hofstra	0 8	52	A	Maryland	3 6	102	H	Bowling Green	1 5
				40	A	Hofstra	3 9	52	A	Maryland	1 3	153	H	James Madison	2 9
								55	N	Marshall	5 8	153	H	James Madison	1 4
								61	A	Virginia	1 5	153	H	James Madison	2 5
								76	H	Georgia St.	0 2	175	A	Akron	3 6
								76	H	Georgia St.	3 2	186	H	Georgetown	1 2
								76	H	Georgia St.	0 6	186	N	Georgetown	0 8
								82	A	S.C. Upstate	3 9	190	A	George Washington	3 7
								85	H	Albany (NY)	7 11	190	H	George Washington	5 7
								85	H	Albany (NY)	1 3	190	N	George Washington	5 4
								91	A	Coastal Caro.	3 4	200	A	Cornell	2 0
												200	A	Cornell	3 2
												200	H	Cornell	4 7
												200	H	Cornell	0 1
												200	H	Cornell	3 0
												215	H	Marist	9 8
												228	H	Towson	5 6
												228	H	Towson	2 4
												228	H	Towson	2 5
												239	A	Drexel	3 4
												239	A	Drexel	13 4
												239	A	Drexel	5 3
												251	A	Delaware	4 2
												251	A	Delaware	3 4
												251	A	Delaware	8 0
												253	A	Norfolk St.	2 3
LAST 10 GAMES				76	H	Georgia St.	0 2	239	A	Drexel	3 4	239	A	Drexel	5 3
				76	H	Georgia St.	3 2	239	A	Drexel	5 3	251	A	Delaware	4 2
				76	H	Georgia St.	0 6	190	A	George Washington	3 7	251	A	Delaware	3 4
				61	A	Virginia	1 5	228	H	Towson	2 4	251	A	Delaware	8 0
				239	A	Drexel	13 4	228	H	Towson	2 5	253	A	Norfolk St.	2 3

Non-Div. I Games:

George Mason

George Mason

Average RPI Win: 250		WON-LOST	WINNING	LAST 10	STRENGTH OF		OPP. STRENGTH	TEAM	ADJ		CONF.	ADJ CONF.	
Average RPI Loss: 143		RECORD	PCT. RANK	GAMES	SCHEDULE		OF SCHEDULE	RPI	RPI		RPI	RPI	
DIV. I ONLY		9-45-0	.16667	283	1-9-0		166	221	267	.38103	267	25	25
DIV. I NON-CONF.		5-28-0	.15152	274	0-2-0		161	223	262	.39657	258	23	23
TOTALS		RPI 1-25	RPI 26-50		W-L RECORDS		RPI 51-100		RPI 101-150		RPI 150+		
9-45-0		0-0-0	0-7-0		OVERALL		0-11-0		0-3-0		9-24-0		
5-17-0		0-0-0	0-2-0		HOME		0-7-0		0-0-0		5-8-0		
3-18-0		0-0-0	0-4-0		AWAY		0-1-0		0-2-0		3-11-0		
1-10-0		0-0-0	0-1-0		NEUTRAL		0-3-0		0-1-0		1-5-0		
5-28-0		0-0-0	0-4-0		NON-CONFERENCE		0-8-0		0-3-0		5-13-0		
3-10-0		0-0-0	0-2-0		HOME		0-4-0		0-0-0		3-4-0		
1-8-0		0-0-0	0-0-		AWAY		0-1-0		0-2-0		1-4-0		
1-10-0		0-0-0	0-1-0		NEUTRAL		0-3-0		0-1-0		1-5-0		
4-17-0		0-0-0	0-3-0		CONFERENCE		0-3-0		0-0-0		4-11-0		
2-7-0		0-0-0	0-0-0		HOME		0-3-0		0-0-0		2-4-0		
2-10-0		0-0-0	0-3-0		AWAY		0-0-0		0-0-0		2-7-0		
0-0-0		0-0-0	0-0-0		NEUTRAL		0-0-0		0-0-0		0-0-0		
RPI S	Opponent	Score	RPI S	Opponent	Score	RPI S	Opponent	Score	RPI S	Opponent	Score		
			28 A	North Carolina	2 3	70 N	Rutgers	1 6	112 A	Col. of Charleston	0 3		
			37 N	Massachusetts	1 5	74 N	Fla. Gulf Coast	1 8	112 A	Col. of Charleston	1 4		
			40 A	Hofstra	0 3	76 H	Georgia St.	0 8	114 N	St. John's (NY)	4 6		
			40 A	Hofstra	0 7	76 H	Georgia St.	1 4	153 A	James Madison	0 8		
			40 A	Hofstra	0 1	76 H	Georgia St.	0 6	153 A	James Madison	2 10		
			50 H	Kansas	1 9	82 A	S.C. Upstate	0 5	153 A	James Madison	1 5		
			50 H	Kansas	0 3	85 N	Albany (NY)	3 4	157 H	Gardner-Webb	1 3		
						86 H	East Carolina	2 10	157 H	Gardner-Webb	5 6		
						86 H	East Carolina	1 7	157 N	Gardner-Webb	0 6		
						91 H	Coastal Caro.	0 1	160 N	Youngstown St.	1 6		
						91 H	Coastal Caro.	0 10	184 H	Fairfield	3 6		
									184 N	Fairfield	4 3		
									186 N	Georgetown	0 8		
									187 N	Northern Colo.	1 5		
									191 A	Campbell	3 7		
									191 A	Campbell	1 2		
									191 N	Campbell	0 2		
									202 A	Winthrop	0 2		
									228 A	Towson	3 0		
									228 A	Towson	1 2		
									228 A	Towson	5 6		
									239 A	Drexel	4 2		
									239 A	Drexel	1 3		
									239 A	Drexel	2 12		
									247 A	Presbyterian	6 0		
									247 A	Presbyterian	2 3		
									251 H	Delaware	0 4		
LAST 10 GAMES			40 A	Hofstra	0 3	251 H	Delaware	2 1					
			40 A	Hofstra	0 1	91 H	Coastal Caro.	0 10					
			40 A	Hofstra	0 7	91 H	Coastal Caro.	0 1					
			251 H	Delaware	3 8	239 A	Drexel	2 12					
			251 H	Delaware	0 4	239 A	Drexel	1 3					

Non-Div. I Games:

UNC Wilmington

RPI	S	Opponent	Score	
251	H	Delaware	3	8
251	H	Delaware	2	1
266	H	George Mason	0	2
266	H	George Mason	3	8
266	H	George Mason	5	4
276	H	N.C. A&T	1	0
276	H	N.C. A&T	10	0
285	H	N.C. Central	4	6
285	H	N.C. Central	14	4

UNC Wilmington

U
N
C
W
i
l
m
i
n
g
t
o
n

U
N
C
W
i
l
m
i
n
g
t
o
n

Y
a
l
e

 Tie, Loss, Non-Conf, S Site, H Home, A Away, N Neutral Page 470

RPI	S	Opponent	Score	
246	H	Princeton	4	6
249	A	Dartmouth	3	2
249	A	Dartmouth	5	4
249	A	Dartmouth	0	8
249	A	Dartmouth	4	8
257	N	South Dakota	6	2
259	H	Wagner	3	6
259	H	Wagner	0	6
269	A	Brown	1	10
269	A	Brown	2	8
269	H	Brown	1	0
269	H	Brown	8	1
270	A	Columbia	4	3
270	A	Columbia	1	4
277	N	Holy Cross	6	7

Yale

Y
a
l
e

Y
a
l
e

Brown

Through Games Of June 6, 2012 (FINAL)

Average RPI Win: 249		WON-LOST RECORD	WINNING PCT. RANK	LAST 10 GAMES	STRENGTH OF SCHEDULE	OPP. STRENGTH OF SCHEDULE	TEAM RPI	ADJ RPI	CONF. RPI	ADJ CONF. RPI	
Average RPI Loss: 180											
DIV. I ONLY		10-27-0	.27027 257	3-7-0	266	254	272	.37011 269	27	27	
DIV. I NON-CONF.		3-14-0	.17647 266	0-1-0	279	231	279	.35393 277	27	27	
TOTALS		RPI 1-25	RPI 26-50		W-L RECORDS		RPI 51-100		RPI 101-150		RPI 150+
10-27-0	0-0-0		0-0-0		OVERALL		0-5-0		0-6-0		10-16-0
5-5-0	0-0-0		0-0-0		HOME		0-0-0		0-0-0		5-5-0
2-16-0	0-0-0		0-0-0		AWAY		0-4-0		0-2-0		2-10-0
3-6-0	0-0-0		0-0-0		NEUTRAL		0-1-0		0-4-0		3-1-0
3-14-0	0-0-0		0-0-0		NON-CONFERENCE		0-1-0		0-4-0		3-9-0
0-0-0	0-0-0		0-0-0		HOME		0-0-0		0-0-0		0-0-0
0-8-0	0-0-0		0-0-		AWAY		0-0-0		0-0-0		0-8-0
3-6-0	0-0-0		0-0-0		NEUTRAL		0-1-0		0-4-0		3-1-0
7-13-0	0-0-0		0-0-0		CONFERENCE		0-4-0		0-2-0		7-7-0
5-5-0	0-0-0		0-0-0		HOME		0-0-0		0-0-0		5-5-0
2-8-0	0-0-0		0-0-0		AWAY		0-4-0		0-2-0		2-2-0
0-0-0	0-0-0		0-0-0		NEUTRAL		0-0-0		0-0-0		0-0-0
RPI S	Opponent	Score	RPI S	Opponent	Score	RPI S	Opponent	Score	RPI S	Opponent	Score
						83 N	Valparaiso	2 10	101 N	Colorado St.	3 4
						95 A	Harvard	2 5	101 N	Colorado St.	0 1
						95 A	Harvard	0 5	116 N	Robert Morris	2 4
						95 A	Harvard	1 2	123 N	Iowa St.	3 17
						95 A	Harvard	1 2	140 A	Penn	4 5
									140 A	Penn	4 7
									168 N	UTSA	10 5
									174 A	Bryant	3 5
									183 A	UC Riverside	1 3
									200 H	Cornell	4 8
									200 H	Cornell	9 11
									209 A	UTEP	7 25
									209 A	UTEP	2 10
									229 A	Rhode Island	1 2
									229 A	Rhode Island	1 10
									246 H	Princeton	2 1
									246 H	Princeton	5 6
									249 H	Dartmouth	5 4
									249 H	Dartmouth	4 3
									249 H	Dartmouth	3 11
									249 H	Dartmouth	4 6
			LAST 10 GAMES						250 N	Mt. St. Mary's	5 4
			268 A	Yale	0 1	95 A	Harvard	2 5	254 N	Santa Clara	4 3
			268 A	Yale	1 8	95 A	Harvard	0 5	254 N	Santa Clara	4 6
			268 H	Yale	8 2	95 A	Harvard	1 2	260 A	Coppin St.	0 4
			268 H	Yale	10 1	95 A	Harvard	1 2	261 A	UMBC	1 7
			174 A	Bryant	3 5	249 H	Dartmouth	4 3	268 A	Yale	1 8

Non-Div. I Games:

Brown

RPI	S	Opponent	Score	
268	A	Yale	0	1
268	H	Yale	10	1
268	H	Yale	8	2
270	A	Columbia	6	5
270	A	Columbia	8	0

Brown

B
r
o
w
n

B
r
o
w
n

[illegible]

Non-Div. I Games:

Columbia

RPI	S	Opponent	Score	
246	H	Princeton	2	3
249	A	Dartmouth	9	0
249	A	Dartmouth	7	1
255	H	Rider	3	0
255	H	Rider	0	3
259	N	Wagner	9	0
268	H	Yale	3	4
268	H	Yale	4	1
269	H	Brown	0	8
269	H	Brown	5	6
274	N	Bucknell	0	6
278	N	Lafayette	4	2
286	A	Saint Peter's	5	2
286	A	Saint Peter's	7	1

Columbia

C
o
l
u
m
b
i
a

C
o
l
u
m
b
i
a

Average RPI Win:	270	WON-LOST RECORD	WINNING PCT. RANK	LAST 10 GAMES	STRENGTH OF SCHEDULE	OPP. STRENGTH OF SCHEDULE	TEAM RPI	ADJ RPI	CONF. RPI	ADJ CONF. RPI				
209	14-14-0	.5	138	2-6-0	287	288	266	.36881	271	31	31			
DIV. I ONLY	2-4-0	.33333	223	0-1-0	154	179	210	.43538	229	31	31			
DIV. I NON-CONF.														
<hr/>														
TOTALS	RPI 1-25	RPI 26-50		W-L RECORDS		RPI 51-100		RPI 101-150		RPI 150+				
14-14-0	0-0-0	0-0-0		OVERALL		0-0-0		1-5-0		13-9-0				
3-5-0	0-0-0	0-0-0		HOME		0-0-0		0-2-0		3-3-0				
7-5-0	0-0-0	0-0-0		AWAY		0-0-0		1-1-0		6-4-0				
4-4-0	0-0-0	0-0-0		NEUTRAL		0-0-0		0-2-0		4-2-0				
2-4-0	0-0-0	0-0-0		NON-CONFERENCE		0-0-0		1-3-0		1-1-0				
0-2-0	0-0-0	0-0-0		HOME		0-0-0		0-2-0		0-0-0				
2-2-0	0-0-0	0-0-		AWAY		0-0-0		1-1-0		1-1-0				
0-0-0	0-0-0	0-0-0		NEUTRAL		0-0-0		0-0-0		0-0-0				
12-10-0	0-0-0	0-0-0		CONFERENCE		0-0-0		0-2-0		12-8-0				
3-3-0	0-0-0	0-0-0		HOME		0-0-0		0-0-0		3-3-0				
5-3-0	0-0-0	0-0-0		AWAY		0-0-0		0-0-0		5-3-0				
4-4-0	0-0-0	0-0-0		NEUTRAL		0-0-0		0-2-0		4-2-0				
<hr/>														
RPI	S	Opponent	Score	RPI	S	Opponent	Score	RPI	S	Opponent	Score			
								111	A	Sam Houston St.	7	3		
								111	A	Sam Houston St.	0	11		
								111	H	Sam Houston St.	0	3		
								111	H	Sam Houston St.	0	9		
								147	N	Mississippi Val.	0	2		
								147	N	Mississippi Val.	0	6		
								242	A	Houston Baptist	2	4		
								242	A	Houston Baptist	5	4		
								243	A	Texas Southern	3	8		
								243	A	Texas Southern	1	2		
								243	H	Texas Southern	1	3		
								243	H	Texas Southern	1	5		
								243	H	Texas Southern	0	8		
								275	N	Alabama St.	2	12		
								282	N	Alabama A&M	4	3		
								282	N	Alabama A&M	1	0		
								282	N	Alabama A&M	3	4		
								283	N	Alcorn St.	2	0		
								284	A	Ark.-Pine Bluff	5	0		
								284	A	Ark.-Pine Bluff	11	4		
284	A	Ark.-Pine Bluff	3	2										
LAST 10 GAMES								287	H	Grambling	6	5		
147	N	Mississippi Val.	0	2	243	H	Texas Southern	1	5	287	H	Grambling	3	0
282	N	Alabama A&M	1	0	243	H	Texas Southern	0	8	287	H	Grambling	6	0
287	N	Grambling	6	2	111	H	Sam Houston St.	0	9	287	N	Grambling	6	2
282	N	Alabama A&M	3	4	111	H	Sam Houston St.	0	3	288	A	Southern U.	9	0
243	H	Texas Southern	1	3	284	A	Ark.-Pine Bluff	3	2	288	A	Southern U.	8	6
<hr/>														
Non-Div. I Games:	Langston	2	3	Houston-Victoria	0	8	Houston-Victoria	7	12	Bacone	4	0		
	Langston	12	0	Langston	6	4	Houston-Victoria	1	9	Langston	3	4		

Non-Div. I Games:

Bacone

8

3

Huston-Tillotson

4

2

Houston-Victoria

2

1

RPI SHuston-Tillotson

8

Score

288 A Southern U.

1

9

P
r
a
i
r
i
e
V
i
e
w

P
r
a
i
r
i
e
V
i
e
w

Prairie View

RPI	S	Opponent	Score	
237	H	South Dakota St.	5	3
237	H	South Dakota St.	6	5
237	H	South Dakota St.	2	6
257	A	South Dakota	6	9
257	A	South Dakota	3	5
257	A	South Dakota	1	3
262	A	Detroit	9	0
262	A	Detroit	7	10
263	A	Hampton	2	3
263	A	Hampton	2	5
286	N	Saint Peter's	2	0

Average RPI Win: 209		WON-LOST	WINNING	LAST 10	STRENGTH OF		OPP. STRENGTH	TEAM	ADJ		CONF.	ADJ CONF.			
Average RPI Loss: 189		RECORD	PCT. RANK	GAMES	SCHEDULE		OF SCHEDULE	RPI	RPI		RPI	RPI			
DIV. I ONLY		11-36-0	.23404	272	5-5-0		233	259	270	.36313	273	28	28		
DIV. I NON-CONF.		5-26-0	.16129	269	0-2-0		198	263	266	.37198	270	28	28		
TOTALS		RPI 1-25	RPI 26-50		W-L RECORDS		RPI 51-100		RPI 101-150		RPI 150+				
11-36-0		0-0-0	0-2-0		OVERALL		2-2-0		1-7-0		8-25-0				
5-9-0		0-0-0	0-0-0		HOME		1-1-0		1-1-0		3-7-0				
5-14-0		0-0-0	0-0-0		AWAY		1-1-0		0-2-0		4-11-0				
1-13-0		0-0-0	0-2-0		NEUTRAL		0-0-0		0-4-0		1-7-0				
5-26-0		0-0-0	0-2-0		NON-CONFERENCE		2-2-0		1-7-0		2-15-0				
2-4-0		0-0-0	0-0-0		HOME		1-1-0		1-1-0		0-2-0				
2-9-0		0-0-0	0-0-		AWAY		1-1-0		0-2-0		1-6-0				
1-13-0		0-0-0	0-2-0		NEUTRAL		0-0-0		0-4-0		1-7-0				
6-10-0		0-0-0	0-0-0		CONFERENCE		0-0-0		0-0-0		6-10-0				
3-5-0		0-0-0	0-0-0		HOME		0-0-0		0-0-0		3-5-0				
3-5-0		0-0-0	0-0-0		AWAY		0-0-0		0-0-0		3-5-0				
0-0-0		0-0-0	0-0-0		NEUTRAL		0-0-0		0-0-0		0-0-0				
RPI	S	Opponent	Score	RPI	S	Opponent	Score	RPI	S	Opponent	Score	RPI	S	Opponent	Score
				27	N	Texas Tech	2 7	85	A	Albany (NY)	3 1	114	A	St. John's (NY)	2 10
				27	N	Texas Tech	2 13	85	A	Albany (NY)	2 8	114	A	St. John's (NY)	4 8
								87	H	Stony Brook	0 9	117	H	Quinnipiac	2 3
								87	H	Stony Brook	5 2	117	H	Quinnipiac	5 0
												126	N	Lehigh	3 6
												140	N	Penn	1 9
												149	N	Monmouth	0 8
												149	N	Monmouth	2 3
												158	H	Iona	1 3
												158	H	Iona	0 7
												169	A	Seton Hall	6 13
												172	N	Utah Valley	1 4
												180	A	Fairleigh Dickinson	3 4
												180	A	Fairleigh Dickinson	2 5
												180	N	Fairleigh Dickinson	1 6
												184	H	Fairfield	4 0
												184	H	Fairfield	0 4
												215	A	Marist	4 2
												215	A	Marist	3 4
												217	N	Green Bay	0 9
												234	N	Neb. Omaha	0 5
				LAST 10 GAMES								236	H	Canisius	4 0
				286	A	Saint Peter's	11 4	259	H	Wagner	1 8	236	H	Canisius	0 5
				286	A	Saint Peter's	7 2	215	A	Marist	3 4	245	N	Cleveland St.	6 10
				184	H	Fairfield	0 4	215	A	Marist	4 2	247	A	Siena	2 10
				184	H	Fairfield	4 0	258	H	Niagara	2 10	247	A	Siena	1 7
				259	H	Wagner	1 2	258	H	Niagara	12 4	255	A	Rider	0 4

Non-Div. I Games:

Manhattan

RPI	S	Opponent	Score	
255	A	Rider	4	6
258	H	Niagara	2	10
258	H	Niagara	12	4
259	H	Wagner	1	8
259	H	Wagner	1	2
264	A	Hartford	3	5
264	A	Hartford	5	1
277	N	Holy Cross	0	3
278	A	Lafayette	7	8
278	A	Lafayette	0	3
278	N	Lafayette	1	0
279	N	Howard	2	5
286	A	Saint Peter's	7	2
286	A	Saint Peter's	11	4

Manhattan

Average RPI Win: 258		WON-LOST RECORD	WINNING PCT. RANK		LAST 10 GAMES	STRENGTH OF SCHEDULE	OPP. STRENGTH OF SCHEDULE	TEAM RPI	ADJ RPI		CONF. RPI	ADJ CONF. RPI		
Average RPI Loss: 193														
DIV. I ONLY		11-34-0	.24444	269	5-5-0	259	274	274	.36064	274	29	29		
DIV. I NON-CONF.		6-19-0	.24	252	0-2-0	245	284	265	.38163	265	29	29		
<hr/>														
TOTALS		RPI 1-25		RPI 26-50		W-L RECORDS		RPI 51-100		RPI 101-150		RPI 150+		
11-34-0		0-0-0		0-0-0		OVERALL		0-3-0		0-5-0		11-26-0		
4-10-0		0-0-0		0-0-0		HOME		0-0-0		0-0-0		4-10-0		
3-15-0		0-0-0		0-0-0		AWAY		0-2-0		0-4-0		3-9-0		
4-9-0		0-0-0		0-0-0		NEUTRAL		0-1-0		0-1-0		4-7-0		
6-19-0		0-0-0		0-0-0		NON-CONFERENCE		0-3-0		0-1-0		6-15-0		
1-1-0		0-0-0		0-0-0		HOME		0-0-0		0-0-0		1-1-0		
1-9-0		0-0-0		0-0-		AWAY		0-2-0		0-0-0		1-7-0		
4-9-0		0-0-0		0-0-0		NEUTRAL		0-1-0		0-1-0		4-7-0		
5-15-0		0-0-0		0-0-0		CONFERENCE		0-0-0		0-4-0		5-11-0		
3-9-0		0-0-0		0-0-0		HOME		0-0-0		0-0-0		3-9-0		
2-6-0		0-0-0		0-0-0		AWAY		0-0-0		0-4-0		2-2-0		
0-0-0		0-0-0		0-0-0		NEUTRAL		0-0-0		0-0-0		0-0-0		
RPI	S	Opponent	Score	RPI	S	Opponent	Score	RPI	S	Opponent	Score			
								55	A	Marshall	3	12		
								55	A	Marshall	0	13		
								78	N	IPFW	1	9		
										126	A	Lehigh	0	9
										126	A	Lehigh	0	9
										126	A	Lehigh	0	8
										126	A	Lehigh	0	8
										129	N	Kent St.	0	15
										153	N	James Madison	7	5
										160	N	Youngstown St.	0	9
										170	H	Army	1	5
										170	H	Army	2	13
										170	H	Army	0	11
										170	H	Army	3	6
										180	N	Fairleigh Dickinson	2	6
										181	A	Delaware St.	3	8
										194	A	Elon	2	0
										200	N	Cornell	8	9
										206	A	Saint Francis (PA)	1	9
										206	A	Saint Francis (PA)	0	6
										215	A	Marist	2	10
										215	A	Marist	2	4
										219	N	Sacred Heart	0	5
										234	N	Neb. Omaha	0	2
										239	A	Drexel	2	7
										239	A	Drexel	2	7
										241	H	Colgate	0	2
										241	H	Colgate	3	4
										241	H	Colgate	0	5
										241	H	Colgate	1	11
<hr/>														
				LAST 10 GAMES										
				278	A	Lafayette	0	2	277	H	Holy Cross	4	2	
				278	A	Lafayette	1	0	277	H	Holy Cross	4	3	
				278	A	Lafayette	2	0	277	H	Holy Cross	1	6	
				278	A	Lafayette	1	2	206	A	Saint Francis (PA)	1	9	
				277	H	Holy Cross	3	2	206	A	Saint Francis (PA)	0	6	

Non-Div. I Games:

Bucknell

Bucknell

Average RPI Win:	262	WON-LOST	WINNING	LAST 10	STRENGTH OF	OPP. STRENGTH	TEAM	ADJ	CONF.	ADJ CONF.					
Average RPI Loss:	182	RECORD	PCT. RANK	GAMES	SCHEDULE	OF SCHEDULE	RPI	RPI	RPI	RPI					
DIV. I ONLY		13-38-0	.2549	265	1-9-0	267	270	276	.35705	275	31	31			
DIV. I NON-CONF.		5-26-0	.16129	269	0-1-0	236	217	273	.37558	267	31	31			
<hr/>															
TOTALS	RPI 1-25	RPI 26-50		W-L RECORDS		RPI 51-100		RPI 101-150		RPI 150+					
13-38-0	0-0-0	0-1-0		OVERALL		0-4-0		0-9-0		13-24-0					
1-9-0	0-0-0	0-0-0		HOME		0-0-0		0-4-0		1-5-0					
6-10-0	0-0-0	0-1-0		AWAY		0-1-0		0-2-0		6-6-0					
6-19-0	0-0-0	0-0-0		NEUTRAL		0-3-0		0-3-0		6-13-0					
<hr/>															
5-26-0	0-0-0	0-1-0		NON-CONFERENCE		0-4-0		0-6-0		5-15-0					
1-3-0	0-0-0	0-0-0		HOME		0-0-0		0-1-0		1-2-0					
3-7-0	0-0-0	0-0-		AWAY		0-1-0		0-2-0		3-3-0					
1-16-0	0-0-0	0-0-0		NEUTRAL		0-3-0		0-3-0		1-10-0					
<hr/>															
8-12-0	0-0-0	0-0-0		CONFERENCE		0-0-0		0-3-0		8-9-0					
0-6-0	0-0-0	0-0-0		HOME		0-0-0		0-3-0		0-3-0					
3-3-0	0-0-0	0-0-0		AWAY		0-0-0		0-0-0		3-3-0					
5-3-0	0-0-0	0-0-0		NEUTRAL		0-0-0		0-0-0		5-3-0					
<hr/>															
RPI	S	Opponent	Score	RPI	S	Opponent	Score	RPI	S	Opponent	Score				
				33	A	Auburn	0 6	69	A	Lipscomb	0 11	102	N	Bowling Green	0 6
								75	N	Kennesaw St.	0 11	116	N	Robert Morris	5 6
								75	N	Kennesaw St.	1 6	137	A	Mercer	2 6
								78	N	IPFW	0 7	137	A	Mercer	2 3
												139	H	Jacksonville St.	0 20
												145	N	Middle Tenn.	0 3
												147	H	Mississippi Val.	4 13
												147	H	Mississippi Val.	4 6
												147	H	Mississippi Val.	1 14
												152	N	Bradley	6 7
												159	N	Eastern Ky.	6 4
												161	N	Drake	3 11
												167	N	Eastern Mich.	0 5
												188	N	Appalachian St.	8 17
												191	N	Campbell	0 6
												192	N	Wright St.	3 6
												202	N	Winthrop	1 9
												205	N	Furman	0 1
												208	A	Western Caro.	3 13
												208	A	Western Caro.	5 6
												208	N	Western Caro.	6 7
				LAST 10 GAMES								221	H	Samford	3 7
				243	N	Texas Southern	1 5	147	H	Mississippi Val.	4 6	234	H	Neb. Omaha	4 0
				284	N	Ark.-Pine Bluff	7 2	147	H	Mississippi Val.	4 13	234	H	Neb. Omaha	4 12
				243	N	Texas Southern	5 9	147	H	Mississippi Val.	1 14	240	H	Jackson St.	2 5
				284	N	Ark.-Pine Bluff	5 11	240	H	Jackson St.	2 5	240	H	Jackson St.	2 4
				139	H	Jacksonville St.	0 20	240	H	Jackson St.	5 9	240	H	Jackson St.	5 9

Non-Div. I Games:

Alabama St.

RPI	S	Opponent	Score	
243	N	Texas Southern	5	9
243	N	Texas Southern	1	5
243	N	Texas Southern	10	0
244	N	Southeastern La.	2	12
252	A	Savannah St.	3	0
256	A	Tennessee St.	4	3
256	A	Tennessee St.	5	8
271	N	Prairie View	12	2
280	A	Morgan St.	16	7
282	A	Alabama A&M	2	7
282	A	Alabama A&M	7	0
282	A	Alabama A&M	2	4
283	A	Alcorn St.	8	0
283	A	Alcorn St.	3	4
283	A	Alcorn St.	5	4
284	N	Ark.-Pine Bluff	7	2
284	N	Ark.-Pine Bluff	5	11
287	N	Grambling	11	1
288	N	Southern U.	6	2

Alabama St.

A
l
a
b
a
m
a
S
t
.

A
l
a
b
a
m
a
S
t
.

Average RPI Win:	252	WON-LOST RECORD	WINNING PCT. RANK	LAST 10 GAMES	STRENGTH OF SCHEDULE	OPP. STRENGTH OF SCHEDULE	TEAM RPI	ADJ RPI	CONF. RPI	ADJ CONF. RPI		
Average RPI Loss:	207											
DIV. I ONLY		16-35-0	.31373	240	4-6-0	278	280	275	.34627	276	30	30
DIV. I NON-CONF.		3-22-0	.12	279	1-3-0	256	278	280	.34336	280	30	30
<hr/>												
TOTALS	RPI 1-25	RPI 26-50		W-L RECORDS		RPI 51-100		RPI 101-150		RPI 150+		
16-35-0	0-0-0	0-0-0		OVERALL		0-4-0		0-1-0		16-30-0		
10-15-0	0-0-0	0-0-0		HOME		0-2-0		0-0-0		10-13-0		
2-15-0	0-0-0	0-0-0		AWAY		0-2-0		0-0-0		2-13-0		
4-5-0	0-0-0	0-0-0		NEUTRAL		0-0-0		0-1-0		4-4-0		
<hr/>												
3-22-0	0-0-0	0-0-0		NON-CONFERENCE		0-4-0		0-1-0		3-17-0		
2-8-0	0-0-0	0-0-0		HOME		0-2-0		0-0-0		2-6-0		
0-11-0	0-0-0	0-0-		AWAY		0-2-0		0-0-0		0-9-0		
1-3-0	0-0-0	0-0-0		NEUTRAL		0-0-0		0-1-0		1-2-0		
<hr/>												
13-13-0	0-0-0	0-0-0		CONFERENCE		0-0-0		0-0-0		13-13-0		
8-7-0	0-0-0	0-0-0		HOME		0-0-0		0-0-0		8-7-0		
2-4-0	0-0-0	0-0-0		AWAY		0-0-0		0-0-0		2-4-0		
3-2-0	0-0-0	0-0-0		NEUTRAL		0-0-0		0-0-0		3-2-0		
<hr/>												
RPI	S	Opponent	Score	RPI	S	Opponent	Score	RPI	S	Opponent	Score	
				82 H S.C. Upstate 0 8				147 N Mississippi Val. 0 9				
				82 H S.C. Upstate 0 8				157 A Gardner-Webb 2 4				
				91 A Coastal Caro. 0 9				157 A Gardner-Webb 1 5				
				91 A Coastal Caro. 0 9				160 H Youngstown St. 3 11				
								172 H Utah Valley 0 11				
								173 A UNC Greensboro 4 12				
								181 N Delaware St. 3 1				
								194 H Elon 1 7				
								194 H Elon 5 4				
								197 A Florida A&M 9 5				
								197 A Florida A&M 8 3				
								197 A Florida A&M 0 13				
								198 H Bethune-Cookman 2 6				
								198 H Bethune-Cookman 3 4				
								198 H Bethune-Cookman 4 18				
								198 N Bethune-Cookman 1 6				
								208 H Western Caro. 6 18				
								208 H Western Caro. 4 2				
								208 H Western Caro. 0 9				
								215 H Marist 3 6				
				223 A Liberty 8 9								
				223 A Liberty 5 13								
				247 A Presbyterian 9 11								
				247 A Presbyterian 0 6								
				252 A Savannah St. 1 8								
				252 A Savannah St. 1 2								
				252 A Savannah St. 0 3								
<hr/>												
LAST 10 GAMES												
252 N Savannah St. 4 7				285 H N.C. Central 6 1				247 A Presbyterian 9 11				
181 N Delaware St. 3 1				194 H Elon 1 7				247 A Presbyterian 0 6				
198 N Bethune-Cookman 1 6				194 H Elon 5 4				252 A Savannah St. 1 8				
285 H N.C. Central 4 0				247 A Presbyterian 0 6				252 A Savannah St. 1 2				
285 H N.C. Central 1 2				247 A Presbyterian 9 11				252 A Savannah St. 0 3				

Non-Div. I Games:

N.C. A&T

RPI	S	Opponent	Score	
252	N	Savannah St.	4	7
253	H	Norfolk St.	3	2
253	H	Norfolk St.	5	6
263	N	Hampton	6	5
263	N	Hampton	1	0
265	N	La Salle	2	7
267	A	UNC Wilmington	0	10
267	A	UNC Wilmington	0	1
280	H	Morgan St.	7	10
280	H	Morgan St.	7	10
281	H	South Carolina St.	4	3
281	H	South Carolina St.	12	0
281	H	South Carolina St.	3	1
282	N	Alabama A&M	2	5
285	H	N.C. Central	6	1
285	H	N.C. Central	1	2
285	H	N.C. Central	4	0
287	N	Grambling	15	3
289	H	UMES	7	3
289	H	UMES	11	5

Average RPI Win: 245		WON-LOST	WINNING	LAST 10	STRENGTH OF		OPP. STRENGTH	TEAM	ADJ	CONF.	ADJ CONF.
Average RPI Loss: 198		RECORD	PCT. RANK	GAMES	SCHEDULE		OF SCHEDULE	RPI	RPI	RPI	RPI
DIV. I ONLY		9-36-0	.2	276	1-9-0		258	268	279	.34606	277
DIV. I NON-CONF.		5-20-0	.2	260	0-3-0		250	269	269	.37432	269
TOTALS		RPI 1-25	RPI 26-50		W-L RECORDS		RPI 51-100		RPI 101-150		RPI 150+
9-36-0	0-0-0	0-0-0		OVERALL		0-3-0		1-7-0		8-26-0	
5-13-0	0-0-0	0-0-0		HOME		0-1-0		1-5-0		4-7-0	
2-13-0	0-0-0	0-0-0		AWAY		0-2-0		0-1-0		2-10-0	
2-10-0	0-0-0	0-0-0		NEUTRAL		0-0-0		0-1-0		2-9-0	
5-20-0	0-0-0	0-0-0		NON-CONFERENCE		0-3-0		0-4-0		5-13-0	
3-7-0	0-0-0	0-0-0		HOME		0-1-0		0-2-0		3-4-0	
0-3-0	0-0-0	0-0-		AWAY		0-2-0		0-1-0		0-0-0	
2-10-0	0-0-0	0-0-0		NEUTRAL		0-0-0		0-1-0		2-9-0	
4-16-0	0-0-0	0-0-0		CONFERENCE		0-0-0		1-3-0		3-13-0	
2-6-0	0-0-0	0-0-0		HOME		0-0-0		1-3-0		1-3-0	
2-10-0	0-0-0	0-0-0		AWAY		0-0-0		0-0-0		2-10-0	
0-0-0	0-0-0	0-0-0		NEUTRAL		0-0-0		0-0-0		0-0-0	
RPI S	Opponent	Score	RPI S	Opponent	Score	RPI S	Opponent	Score	RPI S	Opponent	Score
						87 A	Stony Brook	0 7	126 H	Lehigh	0 7
						87 A	Stony Brook	1 10	126 H	Lehigh	2 1
						95 H	Harvard	0 10	126 H	Lehigh	1 5
									126 H	Lehigh	0 10
									130 A	Central Conn. St.	3 9
									130 H	Central Conn. St.	3 8
									130 H	Central Conn. St.	2 13
									140 N	Penn	2 3
									170 A	Army	3 5
									170 A	Army	4 10
									170 A	Army	0 1
									170 A	Army	0 8
									172 N	Utah Valley	0 1
									175 N	Akron	0 6
									197 N	Florida A&M	0 1
									206 N	Saint Francis (PA)	0 6
									215 H	Marist	3 12
									215 H	Marist	6 3
									219 N	Sacred Heart	0 14
									224 N	Indiana St.	7 9
									224 N	Indiana St.	3 6
									229 H	Rhode Island	1 11
									241 A	Colgate	2 10
									241 A	Colgate	0 3
									241 A	Colgate	2 7
									241 A	Colgate	5 2
									247 H	Siena	0 11
LAST 10 GAMES						130 H	Central Conn. St.	2 13	241 A	Colgate	2 10
						130 H	Central Conn. St.	3 8	95 H	Harvard	0 10
						241 A	Colgate	2 7	274 A	Bucknell	2 3
						241 A	Colgate	0 3	274 A	Bucknell	2 4
						241 A	Colgate	5 2	274 A	Bucknell	3 4

Non-Div. I Games:

Holy Cross

RPI	S	Opponent	Score	
247	H	Siena	3	10
257	N	South Dakota	5	7
262	N	Detroit	1	4
264	H	Hartford	6	4
264	H	Hartford	12	4
268	N	Yale	7	6
273	N	Manhattan	3	0
274	A	Bucknell	2	4
274	A	Bucknell	3	4
274	A	Bucknell	6	1
274	A	Bucknell	2	3
278	H	Lafayette	1	3
278	H	Lafayette	1	2
278	H	Lafayette	1	7
278	H	Lafayette	5	4

Holy Cross

H
O
L
Y
C
R
O
S
S

H
O
L
Y
C
R
O
S
S

Average RPI Win: 264		WON-LOST	WINNING	LAST 10	STRENGTH OF		OPP. STRENGTH	TEAM	ADJ		CONF.	ADJ CONF.
Average RPI Loss: 195		RECORD	PCT. RANK	GAMES	SCHEDULE		OF SCHEDULE	RPI	RPI		RPI	RPI
DIV. I ONLY		14-40-0	.25926	264	3-7-0		274	269	278		29	29
DIV. I NON-CONF.		6-25-0	.19355	261	0-3-0		285	274	281		29	29
TOTALS		RPI 1-25	RPI 26-50		W-L RECORDS		RPI 51-100		RPI 101-150		RPI 150+	
14-40-0		0-0-0	0-0-0		OVERALL		0-2-0		0-9-0		14-29-0	
8-15-0		0-0-0	0-0-0		HOME		0-0-0		0-6-0		8-9-0	
4-14-0		0-0-0	0-0-0		AWAY		0-2-0		0-3-0		4-9-0	
2-11-0		0-0-0	0-0-0		NEUTRAL		0-0-0		0-0-0		2-11-0	
6-25-0		0-0-0	0-0-0		NON-CONFERENCE		0-2-0		0-4-0		6-19-0	
3-7-0		0-0-0	0-0-0		HOME		0-0-0		0-2-0		3-5-0	
1-8-0		0-0-0	0-0-		AWAY		0-2-0		0-2-0		1-4-0	
2-10-0		0-0-0	0-0-0		NEUTRAL		0-0-0		0-0-0		2-10-0	
8-15-0		0-0-0	0-0-0		CONFERENCE		0-0-0		0-5-0		8-10-0	
5-8-0		0-0-0	0-0-0		HOME		0-0-0		0-4-0		5-4-0	
3-6-0		0-0-0	0-0-0		AWAY		0-0-0		0-1-0		3-5-0	
0-1-0		0-0-0	0-0-0		NEUTRAL		0-0-0		0-0-0		0-1-0	
RPI S	Opponent	Score	RPI S	Opponent	Score	RPI S	Opponent	Score	RPI S	Opponent	Score	
						70 A	Rutgers	0 8	126 A	Lehigh	0 2	
						70 A	Rutgers	0 9	126 H	Lehigh	3 11	
									126 H	Lehigh	0 7	
									126 H	Lehigh	1 8	
									126 H	Lehigh	0 9	
									134 H	Temple	1 9	
									134 H	Temple	2 10	
									136 A	Villanova	1 4	
									136 A	Villanova	0 4	
									160 N	Youngstown St.	4 9	
									170 A	Army	0 2	
									170 A	Army	0 4	
									170 A	Army	0 1	
									170 A	Army	0 1	
									170 N	Army	0 7	
									171 H	Saint Joseph's	2 9	
									171 H	Saint Joseph's	0 4	
									172 N	Utah Valley	3 4	
									174 N	Bryant	2 3	
									197 N	Florida A&M	4 5	
									215 H	Marist	1 4	
									215 H	Marist	5 13	
									217 N	Green Bay	0 5	
									239 A	Drexel	4 9	
									241 H	Colgate	3 2	
									241 H	Colgate	5 11	
									241 H	Colgate	1 9	
LAST 10 GAMES												
						170 N	Army	0 7	274 H	Bucknell	2 0	
						241 H	Colgate	2 1	274 H	Bucknell	0 1	
						126 A	Lehigh	0 2	274 H	Bucknell	0 2	
						70 A	Rutgers	0 8	274 H	Bucknell	2 1	
						70 A	Rutgers	0 9	215 H	Marist	5 13	

Non-Div. I Games:

Lafayette

RPI	S	Opponent	Score	
241	H	Colgate	2	1
241	H	Colgate	3	1
245	N	Cleveland St.	5	4
255	A	Rider	5	13
255	A	Rider	1	9
259	H	Wagner	4	1
259	H	Wagner	7	9
259	N	Wagner	2	3
259	N	Wagner	6	1
262	N	Detroit	2	6
270	N	Columbia	2	4
273	H	Manhattan	3	0
273	H	Manhattan	8	7
273	N	Manhattan	0	1
274	H	Bucknell	0	2
274	H	Bucknell	2	0
274	H	Bucknell	0	1
274	H	Bucknell	2	1
277	A	Holy Cross	4	5
277	A	Holy Cross	7	1
277	A	Holy Cross	2	1
277	A	Holy Cross	3	1
279	N	Howard	0	3
286	A	Saint Peter's	1	2
286	A	Saint Peter's	4	1

Lafayette

L
a
f
a
y
e
t
t
e

L
a
f
a
y
e
t
t
e

Average RPI Win: 268		WON-LOST	WINNING	LAST 10	STRENGTH OF	OPP. STRENGTH	TEAM	ADJ	CONF.	ADJ CONF.													
Average RPI Loss: 197		RECORD	PCT. RANK	GAMES	SCHEDULE	OF SCHEDULE	RPI	RPI	RPI	RPI													
DIV. I ONLY		13-37-0	.26	263	4-6-0	269	276	277	.33371	279	30	30											
DIV. I NON-CONF.		5-24-0	.17241	267	0-1-0	269	245	276	.35209	278	30	30											
<hr/>																							
TOTALS		RPI 1-25		RPI 26-50		W-L RECORDS		RPI 51-100		RPI 101-150		RPI 150+											
13-37-0		0-1-0		0-0-0		OVERALL		0-6-0		0-1-0		13-29-0											
2-4-0		0-0-0		0-0-0		HOME		0-0-0		0-0-0		2-4-0											
6-15-0		0-1-0		0-0-0		AWAY		0-2-0		0-0-0		6-11-0											
5-18-0		0-0-0		0-0-0		NEUTRAL		0-4-0		0-1-0		5-13-0											
<hr/>																							
5-24-0		0-1-0		0-0-0		NON-CONFERENCE		0-6-0		0-1-0		5-16-0											
0-0-0		0-0-0		0-0-0		HOME		0-0-0		0-0-0		0-0-0											
0-6-0		0-1-0		0-0-		AWAY		0-2-0		0-0-0		0-3-0											
5-18-0		0-0-0		0-0-0		NEUTRAL		0-4-0		0-1-0		5-13-0											
<hr/>																							
8-13-0		0-0-0		0-0-0		CONFERENCE		0-0-0		0-0-0		8-13-0											
2-4-0		0-0-0		0-0-0		HOME		0-0-0		0-0-0		2-4-0											
6-9-0		0-0-0		0-0-0		AWAY		0-0-0		0-0-0		6-9-0											
0-0-0		0-0-0		0-0-0		NEUTRAL		0-0-0		0-0-0		0-0-0											
<hr/>																							
RPI	S	Opponent		Score		RPI	S	Opponent		Score		RPI	S	Opponent		Score							
3	A	Arizona St.		3	15							52	A	Maryland		0	10						
												52	A	Maryland		0	9						
												57	N	Boise St.		1	16						
												72	N	Utah		1	5						
												73	N	North Dakota St.		1	7						
												87	N	Stony Brook		1	13						
												135	N	Creighton		4	19						
												160	N	Youngstown St.		7	15						
												180	N	Fairleigh Dickinson		1	4						
												181	H	Delaware St.		3	12						
												181	H	Delaware St.		6	14						
												181	H	Delaware St.		3	11						
												186	N	Georgetown		1	8						
												186	N	Georgetown		0	5						
												201	N	Wichita St.		1	9						
												201	N	Wichita St.		9	15						
												206	N	Saint Francis (PA)		3	4						
												217	N	Green Bay		3	2						
												228	A	Towson		1	11						
												228	A	Towson		0	10						
												241	N	Colgate		0	2						
												245	N	Cleveland St.		4	6						
												252	A	Savannah St.		1	6						
												252	A	Savannah St.		3	11						
												252	A	Savannah St.		0	8						
												253	A	Norfolk St.		8	7						
												253	A	Norfolk St.		5	4						
												253	A	Norfolk St.		0	7						
												255	N	Rider		1	0						
												259	N	Wagner		5	6						
												259	N	Wagner		4	9						
												260	A	Coppin St.		3	1						
												260	A	Coppin St.		1	2						
<hr/>																							
LAST 10 GAMES																							
181 H Delaware St.						3	11	253 A Norfolk St.						5	4	255 N Rider						1	0
181 H Delaware St.						3	12	280 H Morgan St.						3	2	259 N Wagner						5	6
181 H Delaware St.						6	14	280 H Morgan St.						7	8	259 N Wagner						4	9
253 A Norfolk St.						0	7	280 H Morgan St.						1	0	260 A Coppin St.						3	1
253 A Norfolk St.						8	7	52 A Maryland						0	10	260 A Coppin St.						1	2

Non-Div. I Games:

Howard

RPI	S	Opponent	Score	
260	A	Coppin St.	1	2
261	A	UMBC	5	12
263	A	Hampton	2	10
263	A	Hampton	2	9
263	A	Hampton	4	5
266	N	George Mason	7	4
273	N	Manhattan	5	2
274	N	Bucknell	6	8
278	N	Lafayette	3	0
280	H	Morgan St.	7	8
280	H	Morgan St.	3	2
280	H	Morgan St.	1	0
286	N	Saint Peter's	3	4
289	A	UMES	4	1
289	A	UMES	4	2
289	A	UMES	12	8

Howard

H
o
w
a
r
d

H
o
w
a
r
d

Average RPI Win: 275		WON-LOST RECORD		WINNING PCT. RANK		LAST 10 GAMES		STRENGTH OF SCHEDULE		OPP. STRENGTH OF SCHEDULE		TEAM RPI		ADJ RPI		CONF. RPI		ADJ CONF. RPI	
DIV. I ONLY		10-23-0		.30303 245		5-5-0		284		285		280		.33103 280		30		30	
DIV. I NON-CONF.		0-8-0		0 286		0-0-0		264		246		288		.32141 284		30		30	
TOTALS		RPI 1-25		RPI 26-50		W-L RECORDS		RPI 51-100		RPI 101-150		RPI 150+							
10-23-0		0-0-0		0-0-0		OVERALL		0-0-0		0-2-0		10-21-0							
4-6-0		0-0-0		0-0-0		HOME		0-0-0		0-0-0		4-6-0							
6-13-0		0-0-0		0-0-0		AWAY		0-0-0		0-0-0		6-13-0							
0-4-0		0-0-0		0-0-0		NEUTRAL		0-0-0		0-2-0		0-2-0							
0-8-0		0-0-0		0-0-0		NON-CONFERENCE		0-0-0		0-2-0		0-6-0							
0-1-0		0-0-0		0-0-0		HOME		0-0-0		0-0-0		0-1-0							
0-3-0		0-0-0		0-0-		AWAY		0-0-0		0-0-0		0-3-0							
0-4-0		0-0-0		0-0-0		NEUTRAL		0-0-0		0-2-0		0-2-0							
10-15-0		0-0-0		0-0-0		CONFERENCE		0-0-0		0-0-0		10-15-0							
4-5-0		0-0-0		0-0-0		HOME		0-0-0		0-0-0		4-5-0							
6-10-0		0-0-0		0-0-0		AWAY		0-0-0		0-0-0		6-10-0							
0-0-0		0-0-0		0-0-0		NEUTRAL		0-0-0		0-0-0		0-0-0							
RPI	S	Opponent		Score	RPI	S	Opponent		Score	RPI	S	Opponent		Score					
										104	N	Boston College		0		10			
										104	N	Boston College		3		11			
										151	A	Charlotte		1		4			
										157	A	Gardner-Webb		4		6			
										157	A	Gardner-Webb		0		8			
										181	H	Delaware St.		1		8			
										181	H	Delaware St.		1		4			
										181	H	Delaware St.		3		7			
										228	N	Towson		3		12			
										228	N	Towson		5		7			
										252	A	Savannah St.		11		9			
										252	A	Savannah St.		2		3			
										252	A	Savannah St.		0		3			
										253	A	Norfolk St.		2		15			
										253	A	Norfolk St.		7		13			
										253	A	Norfolk St.		0		7			
										260	H	Coppin St.		6		7			
										260	H	Coppin St.		1		4			
										260	H	Coppin St.		4		3			
										263	A	Hampton		6		2			
										263	A	Hampton		1		2			
										263	A	Hampton		6		8			
										275	H	Alabama St.		7		16			
										276	A	N.C. A&T		10		7			
										276	A	N.C. A&T		10		7			
										279	A	Howard		2		3			
										279	A	Howard		0		1			
										279	A	Howard		7		13			
										279	A	Howard		0		1			

Non-Div. I Games: Bowie St. 7 1 Bowie St. 15 7

Morgan St.

M
o
r
g
a
n
s
t
.

M
o
r
g
a
n
s
t
.

Morgan St.

Average RPI Win: 282		WON-LOST RECORD		WINNING PCT. RANK		LAST 10 GAMES		STRENGTH OF SCHEDULE		OPP. STRENGTH OF SCHEDULE		TEAM RPI		ADJ RPI		CONF. RPI		ADJ CONF. RPI	
DIV. I ONLY		8-26-0		.23529 271		3-7-0		277		284		281		.31645 281		30		30	
DIV. I NON-CONF.		1-7-0		.125 277		0-1-0		78		276		257		.39991 256		30		30	
TOTALS		RPI 1-25		RPI 26-50		W-L RECORDS		RPI 51-100		RPI 101-150		RPI 150+							
8-26-0		0-0-0		0-0-0		OVERALL		0-0-0		0-5-0		8-21-0							
7-16-0		0-0-0		0-0-0		HOME		0-0-0		0-2-0		7-14-0							
0-8-0		0-0-0		0-0-0		AWAY		0-0-0		0-2-0		0-6-0							
1-2-0		0-0-0		0-0-0		NEUTRAL		0-0-0		0-1-0		1-1-0							
1-7-0		0-0-0		0-0-0		NON-CONFERENCE		0-0-0		0-5-0		1-2-0							
0-4-0		0-0-0		0-0-0		HOME		0-0-0		0-2-0		0-2-0							
0-2-0		0-0-0		0-0-		AWAY		0-0-0		0-2-0		0-0-0							
1-1-0		0-0-0		0-0-0		NEUTRAL		0-0-0		0-1-0		1-0-0							
7-19-0		0-0-0		0-0-0		CONFERENCE		0-0-0		0-0-0		7-19-0							
7-12-0		0-0-0		0-0-0		HOME		0-0-0		0-0-0		7-12-0							
0-6-0		0-0-0		0-0-0		AWAY		0-0-0		0-0-0		0-6-0							
0-1-0		0-0-0		0-0-0		NEUTRAL		0-0-0		0-0-0		0-1-0							
RPI	S	Opponent		Score		RPI	S	Opponent		Score		RPI	S	Opponent		Score			
					</														

RPI	S	Opponent	Score	
280	H	Morgan St.	2	4
282	N	Alabama A&M	5	3
285	H	N.C. Central	2	1
285	H	N.C. Central	7	4
285	H	N.C. Central	2	1
289	H	UMES	7	3
289	H	UMES	5	4

South Carolina St.

S
o
u
t
h
C
a
r
o
l
i
n
a
S
t
.

S
o
u
t
h
C
a
r
o
l
i
n
a
S
t
.

[illegible]

Non-Div. I Games: Case 1 0

RPI	S	Opponent	Score	
283	A	Alcorn St.	1	0
284	N	Ark.-Pine Bluff	2	5
287	A	Grambling	0	2
288	N	Southern U.	6	3

Alabama A&M

A
l
a
b
a
m
a
A
&
M

A
l
a
b
a
m
a
A
&
M

Average RPI Win: 257		WON-LOST	WINNING	LAST 10	STRENGTH OF	OPP. STRENGTH	TEAM	ADJ	CONF.	ADJ CONF.							
Average RPI Loss: 173		RECORD	PCT. RANK	GAMES	SCHEDULE	OF SCHEDULE	RPI	RPI	RPI	RPI							
DIV. I ONLY		5-35-0	.125	286	1-9-0	265	261	284	.31275	283	31	31					
DIV. I NON-CONF.		2-21-0	.08696	284	0-3-0	196	154	271	.36854	273	31	31					
<hr/>																	
TOTALS		RPI 1-25		RPI 26-50		W-L RECORDS		RPI 51-100		RPI 101-150		RPI 150+					
5-35-0		0-4-0		0-1-0		OVERALL		0-1-0		1-11-0		4-18-0					
3-10-0		0-0-0		0-0-0		HOME		0-0-0		1-2-0		2-8-0					
1-17-0		0-4-0		0-0-0		AWAY		0-0-0		0-7-0		1-6-0					
1-8-0		0-0-0		0-1-0		NEUTRAL		0-1-0		0-2-0		1-4-0					
2-21-0		0-4-0		0-1-0		NON-CONFERENCE		0-1-0		1-8-0		1-7-0					
2-5-0		0-0-0		0-0-0		HOME		0-0-0		1-2-0		1-3-0					
0-11-0		0-4-0		0-0-		AWAY		0-0-0		0-4-0		0-3-0					
0-5-0		0-0-0		0-1-0		NEUTRAL		0-1-0		0-2-0		0-1-0					
3-14-0		0-0-0		0-0-0		CONFERENCE		0-0-0		0-3-0		3-11-0					
1-5-0		0-0-0		0-0-0		HOME		0-0-0		0-0-0		1-5-0					
1-6-0		0-0-0		0-0-0		AWAY		0-0-0		0-3-0		1-3-0					
1-3-0		0-0-0		0-0-0		NEUTRAL		0-0-0		0-0-0		1-3-0					
RPI	S	Opponent		Score		RPI	S	Opponent		Score		RPI	S	Opponent		Score	
14	A	Missouri		1	14	36	N	South Ala.		0	8	57	N	Boise St.		0	4
14	A	Missouri		0	9							107	A	McNeese St.		0	8
14	A	Missouri		1	9							107	N	McNeese St.		0	8
17	A	LSU		0	2							107	N	McNeese St.		0	11
												138	H	Central Ark.		0	12
												147	A	Mississippi Val.		1	9
												147	A	Mississippi Val.		2	11
												147	A	Mississippi Val.		5	11
												148	A	Memphis		0	10
												148	A	Memphis		0	8
												148	H	Memphis		1	5
												148	H	Memphis		3	0
												179	N	Northern Ill.		3	11
												198	A	Bethune-Cookman		2	4
												198	A	Bethune-Cookman		0	3
												211	H	Southern Miss.		2	10
												227	A	Nicholls St.		1	6
												235	H	Evansville		0	13
												235	H	Evansville		1	10
												240	A	Jackson St.		0	6
												240	A	Jackson St.		4	7
												240	A	Jackson St.		1	2
												271	N	Prairie View		0	2
												275	H	Alabama St.		4	3
												275	H	Alabama St.		4	5
												275	H	Alabama St.		0	8
												282	H	Alabama A&M		0	1
												282	H	Alabama A&M		0	1
<hr/>																	
LAST 10 GAMES				LAST 10 GAMES				LAST 10 GAMES				LAST 10 GAMES					
107	A	McNeese St.		0	8	147	A	Mississippi Val.		5	11	271	N	Prairie View		0	2
107	A	McNeese St.		1	12	147	A	Mississippi Val.		2	11	275	H	Alabama St.		4	3
288	A	Southern U.		10	7	282	H	Alabama A&M		4	5	275	H	Alabama St.		4	5
211	H	Southern Miss.		2	10	282	H	Alabama A&M		5	7	275	H	Alabama St.		0	8
147	A	Mississippi Val.		1	9	282	H	Alabama A&M		0	1	282	H	Alabama A&M		0	1
<hr/>																	
Non-Div. I Games:		Kentucky St.		7	0	Belhaven		2	10	Belhaven		0	3	Miles		3	2
		Kentucky St.		1	0	Stillman		4	6					Alcorn St.			

RPI	S	Opponent	Score	
282	H	Alabama A&M	5	7
282	H	Alabama A&M	4	5
284	N	Ark.-Pine Bluff	8	2
287	N	Grambling	3	4
288	A	Southern U.	10	7
288	N	Southern U.	1	2
289	H	UMES	13	3

Alcorn St.

A
l
c
o
r
n
S
t
.

A
l
c
o
r
n
S
t
.

Average RPI Win: 285		WON-LOST	WINNING	LAST 10	STRENGTH OF		OPP. STRENGTH	TEAM	ADJ	CONF.	ADJ CONF.				
Average RPI Loss: 186		RECORD	PCT. RANK	GAMES	SCHEDULE		OF SCHEDULE	RPI	RPI	RPI	RPI				
DIV. I ONLY		6-32-0	.15789	285	3-7-0		268	277	282	.31042	284	31	31		
DIV. I NON-CONF.		0-19-0	0	286	0-3-0		166	185	277	.34762	279	31	31		
TOTALS		RPI 1-25	RPI 26-50		W-L RECORDS		RPI 51-100		RPI 101-150		RPI 150+				
6-32-0		0-0-0	0-1-0		OVERALL		0-3-0		0-11-0		6-17-0				
2-10-0		0-0-0	0-0-0		HOME		0-0-0		0-6-0		2-4-0				
2-11-0		0-0-0	0-1-0		AWAY		0-2-0		0-3-0		2-5-0				
2-11-0		0-0-0	0-0-0		NEUTRAL		0-1-0		0-2-0		2-8-0				
0-19-0		0-0-0	0-1-0		NON-CONFERENCE		0-3-0		0-10-0		0-5-0				
0-6-0		0-0-0	0-0-0		HOME		0-0-0		0-6-0		0-0-0				
0-7-0		0-0-0	0-0-		AWAY		0-2-0		0-3-0		0-1-0				
0-6-0		0-0-0	0-0-0		NEUTRAL		0-1-0		0-1-0		0-4-0				
6-13-0		0-0-0	0-0-0		CONFERENCE		0-0-0		0-1-0		6-12-0				
2-4-0		0-0-0	0-0-0		HOME		0-0-0		0-0-0		2-4-0				
2-4-0		0-0-0	0-0-0		AWAY		0-0-0		0-0-0		2-4-0				
2-5-0		0-0-0	0-0-0		NEUTRAL		0-0-0		0-1-0		2-4-0				
RPI	S	Opponent	Score	RPI	S	Opponent	Score	RPI	S	Opponent	Score	RPI	S	Opponent	Score
				38	A	Oklahoma St.	2 12	64	N	Nebraska	0 16	113	A	UT Martin	1 9
								92	A	Ole Miss	0 9	128	N	Loyola Chicago	1 15
								92	A	Ole Miss	0 10	135	H	Creighton	2 14
												135	H	Creighton	2 10
												135	H	Creighton	0 12
												135	H	Creighton	0 18
												138	A	Central Ark.	0 9
												138	A	Central Ark.	0 8
												138	H	Central Ark.	0 17
												138	H	Central Ark.	0 11
												147	N	Mississippi Val.	1 8
												161	N	Drake	0 15
												161	N	Drake	4 16
												220	A	Texas-Arlington	0 2
												240	N	Jackson St.	4 5
												240	N	Jackson St.	2 5
												242	N	Houston Baptist	0 1
												242	N	Houston Baptist	3 4
												243	A	Texas Southern	2 3
												243	A	Texas Southern	3 14
												243	A	Texas Southern	2 11
				LAST 10 GAMES								271	H	Prairie View	0 5
				275	N	Alabama St.	2 7	288	A	Southern U.	11 0	271	H	Prairie View	2 3
				240	N	Jackson St.	2 5	288	A	Southern U.	1 0	271	H	Prairie View	4 11
				275	N	Alabama St.	11 5	288	A	Southern U.	3 7	275	N	Alabama St.	2 7
				92	A	Ole Miss	0 9	113	A	UT Martin	1 9	275	N	Alabama St.	11 5
				92	A	Ole Miss	0 10	271	H	Prairie View	2 3	282	N	Alabama A&M	5 2
Non-Div. I Games:		Central Baptist	1 12			Ouachita Baptist	13 12			Ouachita Baptist	6 2			Ouachita Baptist	3 6
		Central Baptist	2 7			Ouachita Baptist	0 3			Central Baptist	0 6			Ark.-Pine Bluff	2 16

RPI	S	Opponent	Score	
283	N	Alcorn St.	2	8
287	H	Grambling	5	4
287	H	Grambling	6	5
287	H	Grambling	5	8
288	A	Southern U.	11	0
288	A	Southern U.	1	0
288	A	Southern U.	3	7

Ark.-Pine Bluff

A
r
k
.
-
P
i
n
e
B
l
u
f
f

A
r
k
.
-
P
i
n
e
B
l
u
f
f

N.C. Central

Through Games Of June 6, 2012 (FINAL)

Average RPI Win: 280		WON-LOST	WINNING	LAST 10	STRENGTH OF	OPP. STRENGTH	TEAM	ADJ	CONF.	ADJ CONF.		
Average RPI Loss: 203		RECORD	PCT. RANK	GAMES	SCHEDULE	OF SCHEDULE	RPI	RPI	RPI	RPI		
DIV. I ONLY		4-45-0	.08163	288	1-9-0	273	275	287	.29168	285	30	30
DIV. I NON-CONF.		1-28-0	.03448	285	0-0-0	246	257	283	.33388	282	30	30
<hr/>												
TOTALS		RPI 1-25	RPI 26-50		W-L RECORDS		RPI 51-100		RPI 101-150		RPI 150+	
4-45-0		0-0-0	0-0-0		OVERALL		0-3-0		0-4-0		4-38-0	
0-7-0		0-0-0	0-0-0		HOME		0-0-0		0-0-0		0-7-0	
2-29-0		0-0-0	0-0-0		AWAY		0-3-0		0-4-0		2-22-0	
2-9-0		0-0-0	0-0-0		NEUTRAL		0-0-0		0-0-0		2-9-0	
1-28-0		0-0-0	0-0-0		NON-CONFERENCE		0-3-0		0-4-0		1-21-0	
0-0-0		0-0-0	0-0-0		HOME		0-0-0		0-0-0		0-0-0	
1-19-0		0-0-0	0-0-		AWAY		0-3-0		0-4-0		1-12-0	
0-9-0		0-0-0	0-0-0		NEUTRAL		0-0-0		0-0-0		0-9-0	
3-17-0		0-0-0	0-0-0		CONFERENCE		0-0-0		0-0-0		3-17-0	
0-7-0		0-0-0	0-0-0		HOME		0-0-0		0-0-0		0-7-0	
1-10-0		0-0-0	0-0-0		AWAY		0-0-0		0-0-0		1-10-0	
2-0-0		0-0-0	0-0-0		NEUTRAL		0-0-0		0-0-0		2-0-0	
RPI	S	Opponent	Score	RPI	S	Opponent	Score	RPI	S	Opponent	Score	
						82 A S.C. Upstate	2 8			109 A Longwood	1 6	
						82 A S.C. Upstate	0 8			109 A Longwood	2 6	
						97 A North Carolina St.	0 13			112 A Col. of Charleston	2 13	
										112 A Col. of Charleston	2 10	
										162 N Binghamton	1 7	
										162 N Binghamton	2 3	
										173 A UNC Greensboro	0 8	
										186 N Georgetown	5 13	
										188 A Appalachian St.	1 6	
										188 A Appalachian St.	1 12	
										188 N Appalachian St.	1 9	
										188 N Appalachian St.	0 11	
										191 A Campbell	1 9	
										191 A Campbell	2 7	
										191 A Campbell	2 5	
										191 A Campbell	1 12	
										194 A Elon	6 15	
										194 A Elon	2 8	
										196 N Dayton	1 18	
										197 H Florida A&M	2 4	
										197 H Florida A&M	1 4	
										198 A Bethune-Cookman	3 6	
										198 A Bethune-Cookman	2 10	
										198 A Bethune-Cookman	0 8	
										223 N Liberty	5 14	
										239 N Drexel	5 6	
										239 N Drexel	1 20	
				LAST 10 GAMES								
						276 A N.C. A&T	0 4			197 H Florida A&M	2 4	
						276 A N.C. A&T	2 1			197 H Florida A&M	1 4	
						276 A N.C. A&T	1 6			281 A South Carolina St.	1 2	
						263 A Hampton	1 7			281 A South Carolina St.	1 2	
						263 A Hampton	2 5			281 A South Carolina St.	4 7	

Non-Div. I Games:

N.C. Central

Average RPI Win:	263	WON-LOST RECORD	WINNING PCT. RANK	LAST 10 GAMES	STRENGTH OF SCHEDULE	OPP. STRENGTH OF SCHEDULE	TEAM RPI	ADJ RPI	CONF. RPI	ADJ CONF. RPI	
Average RPI Loss:	215										
DIV. I ONLY	5-44-0	.10204	287	0-10-0	270	272	285	.28669	286	28	28
DIV. I NON-CONF.	4-29-0	.12121	278	0-0-0	277	288	284	.31087	288	28	28
<hr/>											
TOTALS	RPI 1-25	RPI 26-50		W-L RECORDS		RPI 51-100		RPI 101-150		RPI 150+	
5-44-0	0-0-0	0-0-0		OVERALL		0-1-0		0-3-0		5-40-0	
1-13-0	0-0-0	0-0-0		HOME		0-0-0		0-0-0		1-13-0	
2-20-0	0-0-0	0-0-0		AWAY		0-1-0		0-1-0		2-18-0	
2-11-0	0-0-0	0-0-0		NEUTRAL		0-0-0		0-2-0		2-9-0	
<hr/>											
4-29-0	0-0-0	0-0-0		NON-CONFERENCE		0-1-0		0-3-0		4-25-0	
1-5-0	0-0-0	0-0-0		HOME		0-0-0		0-0-0		1-5-0	
1-13-0	0-0-0	0-0-		AWAY		0-1-0		0-1-0		1-11-0	
2-11-0	0-0-0	0-0-0		NEUTRAL		0-0-0		0-2-0		2-9-0	
<hr/>											
1-15-0	0-0-0	0-0-0		CONFERENCE		0-0-0		0-0-0		1-15-0	
0-8-0	0-0-0	0-0-0		HOME		0-0-0		0-0-0		0-8-0	
1-7-0	0-0-0	0-0-0		AWAY		0-0-0		0-0-0		1-7-0	
0-0-0	0-0-0	0-0-0		NEUTRAL		0-0-0		0-0-0		0-0-0	
<hr/>											
RPI S	Opponent	Score	RPI S	Opponent	Score	RPI S	Opponent	Score	RPI S	Opponent	Score
						91 A	Coastal Caro.	0 8	109 A	Longwood	0 11
						117 N	Quinnipiac	1 14			
						117 N	Quinnipiac	3 11			
						158 A	Iona	0 8			
						158 A	Iona	1 2			
						160 N	Youngstown St.	1 9			
						169 A	Seton Hall	8 10			
						169 A	Seton Hall	1 5			
						170 A	Army	2 10			
						170 A	Army	2 21			
						170 N	Army	3 5			
						174 N	Bryant	3 7			
						180 A	Fairleigh Dickinson	3 7			
						180 A	Fairleigh Dickinson	0 10			
						184 H	Fairfield	1 14			
						184 H	Fairfield	0 6			
						215 A	Marist	3 6			
						215 A	Marist	2 5			
						217 N	Green Bay	7 14			
						217 N	Green Bay	3 8			
						234 N	Neb. Omaha	1 7			
						236 H	Canisius	2 11			
						236 H	Canisius	3 5			
						242 N	Houston Baptist	2 0			
						247 A	Siena	0 5			
247 A	Siena	0 12									
249 N	Dartmouth	1 6									
			LAST 10 GAMES								
			273 H	Manhattan	4 11	158 A	Iona	1 2			
			273 H	Manhattan	2 7	184 H	Fairfield	0 6			
			258 H	Niagara	1 11	184 H	Fairfield	1 14			
			258 H	Niagara	0 10	236 H	Canisius	2 11			
			158 A	Iona	0 8	236 H	Canisius	3 5			

Non-Div. I Games:

Saint Peter's

RPI	S	Opponent	Score	
251	A	Delaware	3	5
251	A	Delaware	2	7
255	A	Rider	2	1
255	A	Rider	0	8
258	H	Niagara	1	11
258	H	Niagara	0	10
259	H	Wagner	0	7
259	H	Wagner	5	11
261	A	UMBC	8	3
261	A	UMBC	2	7
261	A	UMBC	3	10
261	A	UMBC	3	4
270	H	Columbia	1	7
270	H	Columbia	2	5
272	N	Oakland	0	2
273	H	Manhattan	2	7
273	H	Manhattan	4	11
274	N	Bucknell	2	5
278	H	Lafayette	2	1
278	H	Lafayette	1	4
279	N	Howard	4	3

Saint Peter's

S
a
i
n
t
P
e
t
e
r
'
s

S
a
i
n
t
P
e
t
e
r
'
s

Average RPI Win: 280		WON-LOST RECORD	WINNING PCT. RANK		LAST 10 GAMES		STRENGTH OF SCHEDULE		OPP. STRENGTH OF SCHEDULE		TEAM RPI		ADJ RPI		CONF. RPI		ADJ CONF. RPI	
Average RPI Loss: 233																		
DIV. I ONLY		6-24-0	.2	276	2-8-0		285		287		286		.28631	287	31	31		
DIV. I NON-CONF.		1-10-0	.09091	282	0-2-0		280		287		286		.31392	287	31	31		
TOTALS		RPI 1-25		RPI 26-50		W-L RECORDS		RPI 51-100		RPI 101-150		RPI 150+						
6-24-0		0-0-0		0-0-0		OVERALL		0-0-0		0-3-0		6-21-0						
3-7-0		0-0-0		0-0-0		HOME		0-0-0		0-0-0		3-7-0						
1-6-0		0-0-0		0-0-0		AWAY		0-0-0		0-1-0		1-5-0						
2-11-0		0-0-0		0-0-0		NEUTRAL		0-0-0		0-2-0		2-9-0						
1-10-0		0-0-0		0-0-0		NON-CONFERENCE		0-0-0		0-1-0		1-9-0						
0-3-0		0-0-0		0-0-0		HOME		0-0-0		0-0-0		0-3-0						
0-1-0		0-0-0		0-0-		AWAY		0-0-0		0-1-0		0-0-0						
1-6-0		0-0-0		0-0-0		NEUTRAL		0-0-0		0-0-0		1-6-0						
5-14-0		0-0-0		0-0-0		CONFERENCE		0-0-0		0-2-0		5-12-0						
3-4-0		0-0-0		0-0-0		HOME		0-0-0		0-0-0		3-4-0						
1-5-0		0-0-0		0-0-0		AWAY		0-0-0		0-0-0		1-5-0						
1-5-0		0-0-0		0-0-0		NEUTRAL		0-0-0		0-2-0		1-3-0						
RPI	S	Opponent	Score	RPI	S	Opponent	Score	RPI	S	Opponent	Score	RPI	S	Opponent	Score			
												131	A	La.-Monroe	3			
												147	N	Mississippi Val.	3			
												147	N	Mississippi Val.	0			
												165	N	SIU Edwardsville	2			
												197	N	Florida A&M	2			
												207	N	Southeast Mo. St.	3			
												207	N	Southeast Mo. St.	8			
												220	H	Texas-Arlington	0			
												231	N	Northwestern St.	1			
												240	N	Jackson St.	4			
												243	H	Texas Southern	1			
												243	H	Texas Southern	2			
												243	H	Texas Southern	3			
												244	H	Southeastern La.	4			
												244	H	Southeastern La.	3			
												252	N	Savannah St.	4			
												271	A	Prairie View	0			
												271	A	Prairie View	0			
												271	A	Prairie View	5			
												271	N	Prairie View	2			
												275	N	Alabama St.	1			
												276	N	N.C. A&T	3			
												282	H	Alabama A&M	2			
												283	N	Alcorn St.	4			
												284	A	Ark.-Pine Bluff	5			
												284	A	Ark.-Pine Bluff	8			
												284	A	Ark.-Pine Bluff	4			
Non-Div. I Games:		Southern Ark.	1	11	LSU-Alexandria	2	3	Texas Col.	7	4	LSU-Alexandria	12	6					
		Southern Ark.	2	17	Texas Col.	6	0	Texas Col.	17	3	Texas Col.	15	0					

RPI	S	Opponent	Score	
288	H	Southern U.	7	4
288	H	Southern U.	7	6
288	H	Southern U.	2	6

Grambling

G
r
a
m
b
l
i
n
g

G
r
a
m
b
l
i
n
g

Average RPI Win:	269	WON-LOST	WINNING	LAST 10	STRENGTH OF	OPP. STRENGTH	TEAM	ADJ	CONF.	ADJ CONF.										
Average RPI Loss:	223	RECORD	PCT. RANK	GAMES	SCHEDULE	OF SCHEDULE	RPI	RPI	RPI	RPI										
DIV. I ONLY	6-30-0	.16667	283	2-8-0	288	279	288	.27215	288	31	31									
DIV. I NON-CONF.	2-16-0	.11111	280	0-1-0	283	241	285	.32031	285	31	31									
<hr/>																				
TOTALS	RPI 1-25	RPI 26-50		W-L RECORDS		RPI 51-100		RPI 101-150		RPI 150+										
6-30-0	0-0-0	0-0-0		OVERALL		0-0-0		0-5-0		6-25-0										
2-10-0	0-0-0	0-0-0		HOME		0-0-0		0-1-0		2-9-0										
3-11-0	0-0-0	0-0-0		AWAY		0-0-0		0-1-0		3-10-0										
1-9-0	0-0-0	0-0-0		NEUTRAL		0-0-0		0-3-0		1-6-0										
<hr/>																				
2-16-0	0-0-0	0-0-0		NON-CONFERENCE		0-0-0		0-5-0		2-11-0										
0-5-0	0-0-0	0-0-0		HOME		0-0-0		0-1-0		0-4-0										
2-6-0	0-0-0	0-0-		AWAY		0-0-0		0-1-0		2-5-0										
0-5-0	0-0-0	0-0-0		NEUTRAL		0-0-0		0-3-0		0-2-0										
<hr/>																				
4-14-0	0-0-0	0-0-0		CONFERENCE		0-0-0		0-0-0		4-14-0										
2-5-0	0-0-0	0-0-0		HOME		0-0-0		0-0-0		2-5-0										
1-5-0	0-0-0	0-0-0		AWAY		0-0-0		0-0-0		1-5-0										
1-4-0	0-0-0	0-0-0		NEUTRAL		0-0-0		0-0-0		1-4-0										
<hr/>																				
RPI	S	Opponent	Score	RPI	S	Opponent	Score	RPI	S	Opponent	Score									
								107	A	McNeese St.	0	8								
								107	H	McNeese St.	1	12								
								113	N	UT Martin	1	9								
								131	N	La.-Monroe	2	8								
								131	N	La.-Monroe	0	9								
								175	N	Akron	3	13								
								179	N	Northern Ill.	4	8								
								187	H	Northern Colo.	4	13								
								211	A	Southern Miss.	0	7								
								211	A	Southern Miss.	0	10								
								227	A	Nicholls St.	2	6								
								231	A	Northwestern St.	5	10								
								231	A	Northwestern St.	0	4								
								231	H	Northwestern St.	6	8								
								231	H	Northwestern St.	2	7								
								240	N	Jackson St.	6	7								
								240	N	Jackson St.	6	14								
								243	A	Texas Southern	8	9								
								243	A	Texas Southern	3	4								
								243	A	Texas Southern	0	8								
								244	A	Southeastern La.	8	6								
																244	A	Southeastern La.	12	4
																244	H	Southeastern La.	8	12
																271	H	Prairie View	6	8
271	H	Prairie View	0	9																
271	H	Prairie View	9	1																
275	N	Alabama St.	2	6																
<hr/>																				
LAST 10 GAMES																				
284 H Ark.-Pine Bluff				0	11	287 A Grambling				4	7									
284 H Ark.-Pine Bluff				0	1	287 A Grambling				6	7									
284 H Ark.-Pine Bluff				7	3	227 A Nicholls St.				2	6									
283 H Alcorn St.				7	10	243 A Texas Southern				8	9									
287 A Grambling				6	2	243 A Texas Southern				3	4									
<hr/>																				
Non-Div. I Games:	LSU-Alexandria	2	0	LSU-Alexandria	1	4	LSU-Alexandria	6	7	LSU-Alexandria	0	3								
Southern U.																				

RPI	S	Opponent	Score	
282	N	Alabama A&M	3	6
283	H	Alcorn St.	7	10
283	N	Alcorn St.	2	1
284	H	Ark.-Pine Bluff	7	3
284	H	Ark.-Pine Bluff	0	1
284	H	Ark.-Pine Bluff	0	11
287	A	Grambling	6	7
287	A	Grambling	4	7
287	A	Grambling	6	2

Southern U.

S
o
u
t
h
e
r
n
U
.

S
o
u
t
h
e
r
n
U
.

U
M
E
S

UMES				Through Games Of June 6, 2012 (FINAL)																
Average RPI Win:		0	WON-LOST RECORD		WINNING PCT. RANK		LAST 10 GAMES		STRENGTH OF SCHEDULE		OPP. STRENGTH OF SCHEDULE		TEAM RPI		ADJ RPI		CONF. RPI		ADJ CONF. RPI	
Average RPI Loss:		254	0-30-0		0	289	0-10-0		289		289		289		.19631 289		30		30	
DIV. I ONLY			0-3-0		0	286	0-0-0		251		265		287		.31729 286		30		30	
DIV. I NON-CONF.																				
TOTALS		RPI 1-25		RPI 26-50		W-L RECORDS		RPI 51-100		RPI 101-150		RPI 150+								
0-30-0		0-0-0		0-0-0		OVERALL		0-0-0		0-2-0		0-28-0								
0-10-0		0-0-0		0-0-0		HOME		0-0-0		0-0-0		0-10-0								
0-15-0		0-0-0		0-0-0		AWAY		0-0-0		0-0-0		0-15-0								
0-5-0		0-0-0		0-0-0		NEUTRAL		0-0-0		0-2-0		0-3-0								
0-3-0		0-0-0		0-0-0		NON-CONFERENCE		0-0-0		0-2-0		0-1-0								
0-0-0		0-0-0		0-0-0		HOME		0-0-0		0-0-0		0-0-0								
0-1-0		0-0-0		0-0-		AWAY		0-0-0		0-0-0		0-1-0								
0-2-0		0-0-0		0-0-0		NEUTRAL		0-0-0		0-2-0		0-0-0								
0-27-0		0-0-0		0-0-0		CONFERENCE		0-0-0		0-0-0		0-27-0								
0-10-0		0-0-0		0-0-0		HOME		0-0-0		0-0-0		0-10-0								
0-14-0		0-0-0		0-0-0		AWAY		0-0-0		0-0-0		0-14-0								
0-3-0		0-0-0		0-0-0		NEUTRAL		0-0-0		0-0-0		0-3-0								
RPI	S	Opponent		Score		RPI	S	Opponent		Score		RPI	S	Opponent		Score				
												130	N	Central Conn. St.	0	9				
												130	N	Central Conn. St.	0	7				
												181	H	Delaware St.	0	8				
												181	H	Delaware St.	1	10				
												252	H	Savannah St.	1	10				
												252	H	Savannah St.	0	8				
												253	H	Norfolk St.	2	4				
												253	H	Norfolk St.	0	10				
												253	H	Norfolk St.	0	8				
												260	A	Coppin St.	1	9				
												260	A	Coppin St.	0	5				
												260	A	Coppin St.	1	5				
												263	A	Hampton	1	9				
												263	A	Hampton	0	11				
												263	A	Hampton	2	5				
												263	A	Hampton	1	9				
												263	N	Hampton	0	9				
												276	A	N.C. A&T	3	7				
												276	A	N.C. A&T	5	11				
												279	H	Howard	1	4				
												279	H	Howard	8	12				
												279	H	Howard	2	4				
												280	A	Morgan St.	1	16				
												280	A	Morgan St.	2	6				
												280	A	Morgan St.	3	10				
												281	A	South Carolina St.	4	5				
												281	A	South Carolina St.	3	7				
Non-Div. I Games:		Goldey-Beacom		7	14	Goldey-Beacom		4	10	Miles		11	19	Stillman		9	17			
																	UMES			

U
M
E
S

RPI	S	Opponent	Score	
283	A	Alcorn St.	3	13
285	N	N.C. Central	2	6
285	N	N.C. Central	7	13

UMES

U
M
E
S

U
M
E
S