

Average RPI Win:		74	WON-LOST RECORD		WINNING PCT. RANK		LAST 10 GAMES		STRENGTH OF SCHEDULE		OPP. STRENGTH OF SCHEDULE		TEAM RPI		ADJ RPI		CONF. RPI		ADJ CONF. RPI				
DIV. I ONLY			50-4-0		.92593		2		9-1-0		11		3		1		.7372		1		1		
DIV. I NON-CONF.			29-1-0		.96667		3		0-0-0		80		33		8		.65583		6		1		
TOTALS		RPI 1-25		RPI 26-50		W-L RECORDS		RPI 51-100		RPI 101-150		RPI 150+											
50-4-0		22-4-0		4-0-0		OVERALL		10-0-0		3-0-0		11-0-0											
14-2-0		10-2-0		0-0-0		HOME		0-0-0		2-0-0		2-0-0											
13-2-0		8-2-0		0-0-0		AWAY		4-0-0		0-0-0		1-0-0											
23-0-0		4-0-0		4-0-0		NEUTRAL		6-0-0		1-0-0		8-0-0											
29-1-0		4-1-0		4-0-0		NON-CONFERENCE		7-0-0		3-0-0		11-0-0											
4-0-0		0-0-0		0-0-0		HOME		0-0-0		2-0-0		2-0-0											
2-1-0		0-1-0		0-0-		AWAY		1-0-0		0-0-0		1-0-0											
23-0-0		4-0-0		4-0-0		NEUTRAL		6-0-0		1-0-0		8-0-0											
21-3-0		18-3-0		0-0-0		CONFERENCE		3-0-0		0-0-0		0-0-0											
10-2-0		10-2-0		0-0-0		HOME		0-0-0		0-0-0		0-0-0											
11-1-0		8-1-0		0-0-0		AWAY		3-0-0		0-0-0		0-0-0											
0-0-0		0-0-0		0-0-0		NEUTRAL		0-0-0		0-0-0		0-0-0											
RPI	S	Opponent		Score		RPI	S	Opponent		Score		RPI	S	Opponent		Score		RPI	S	Opponent		Score	
3	H	Arizona St.		5 0		26	N	DePaul		2 0		51	N	Northwestern		5 1		106	N	New Mexico St.		2 0	
3	H	Arizona St.		0 5		27	N	LSU		14 3		56	N	Purdue		9 1		132	H	UC Davis		11 3	
3	H	Arizona St.		4 2		39	N	Texas St.		10 0		59	A	Fresno St.		8 5		134	H	Sacramento St.		8 0	
4	N	Tennessee		13 5		45	N	San Diego St.		12 0		63	N	FIU		8 1		152	N	Bradley		5 0	
5	N	Texas		6 3								71	A	Utah		12 3		155	A	St. Mary's (CA)		9 0	
8	N	Texas A&M		3 0								71	A	Utah		10 0		167	N	Butler		14 1	
9	A	Oregon		10 0								71	A	Utah		11 3		182	N	UC Riverside		10 0	
9	A	Oregon		0 1								85	N	East Carolina		11 3		187	N	Cal Poly		4 1	
9	A	Oregon		8 1								90	N	Fordham		5 0		201	N	Winthrop		7 1	
11	H	Arizona		3 8								94	N	San Jose St.		7 0		207	N	Southern Miss.		8 0	
11	H	Arizona		6 0														211	N	Cal St. Northridge		7 0	
11	H	Arizona		2 0														218	N	Marist		1 0	
13	H	UCLA		8 0														246	H	Princeton		8 0	
13	H	UCLA		10 3														254	H	Santa Clara		10 2	
13	H	UCLA		3 0																			
18	H	Washington		6 4																			
18	H	Washington		5 3																			
18	H	Washington		2 1																			
19	A	Stanford		8 0																			
19	A	Stanford		4 3																			
19	A	Stanford		9 0																			
20	A	Hawaii		1 3		LAST 10 GAMES																	
22	N	Syracuse		6 3		3	H	Arizona St.		0 5		24	A	Oregon St.		9 1		13	H	UCLA		10 3	
24	A	Oregon St.		4 1		3	H	Arizona St.		5 0		13	H	UCLA		8 0		13	H	UCLA		3 0	
24	A	Oregon St.		4 2		3	H	Arizona St.		4 2		13	H	UCLA		3 0		9	A	Oregon		10 0	
24	A	Oregon St.		9 1		24	A	Oregon St.		4 1													
						24	A	Oregon St.		4 2													

Non-Div. I Games:

California

Average RPI Win: 57		WON-LOST RECORD		WINNING PCT. RANK		LAST 10 GAMES		STRENGTH OF SCHEDULE		OPP. STRENGTH OF SCHEDULE		TEAM RPI		ADJ RPI		CONF. RPI		ADJ CONF. RPI					
DIV. I ONLY		50-7-0		.87719		4		7-3-0		8		4		3		.71839		2		3		3	
DIV. I NON-CONF.		24-2-0		.92308		7		0-1-0		9		8		1		.68126		2		2		2	
TOTALS		RPI 1-25		RPI 26-50		W-L RECORDS		RPI 51-100		RPI 101-150		RPI 150+											
50-7-0		9-3-0		23-2-0		OVERALL		9-2-0		7-0-0		2-0-0											
29-4-0		5-2-0		9-1-0		HOME		8-1-0		5-0-0		2-0-0											
15-3-0		3-1-0		12-1-0		AWAY		0-1-0		0-0-0		0-0-0											
6-0-0		1-0-0		2-0-0		NEUTRAL		1-0-0		2-0-0		0-0-0											
24-2-0		2-0-0		10-0-0		NON-CONFERENCE		6-2-0		4-0-0		2-0-0											
15-1-0		0-0-0		6-0-0		HOME		5-1-0		2-0-0		2-0-0											
3-1-0		1-0-0		2-0-		AWAY		0-1-0		0-0-0		0-0-0											
6-0-0		1-0-0		2-0-0		NEUTRAL		1-0-0		2-0-0		0-0-0											
26-5-0		7-3-0		13-2-0		CONFERENCE		3-0-0		3-0-0		0-0-0											
14-3-0		5-2-0		3-1-0		HOME		3-0-0		3-0-0		0-0-0											
12-2-0		2-1-0		10-1-0		AWAY		0-0-0		0-0-0		0-0-0											
0-0-0		0-0-0		0-0-0		NEUTRAL		0-0-0		0-0-0		0-0-0											
RPI	S	Opponent		Score		RPI	S	Opponent		Score		RPI	S	Opponent		Score							
4	H	Tennessee		2 5		26	H	DePaul		9 7		66	H	Troy		12 0							
4	H	Tennessee		3 2		26	H	DePaul		4 3		70	N	Lipscomb		15 4							
7	H	Florida		9 1		27	H	LSU		6 0		75	H	Georgia St.		1 5							
7	H	Florida		1 4		27	H	LSU		2 3		76	H	North Dakota St.		3 2							
7	H	Florida		5 3		27	H	LSU		6 0		76	H	North Dakota St.		9 4							
7	H	Florida		10 1		29	N	Virginia Tech		7 3		85	H	East Carolina		4 2							
9	A	Oregon		5 1		31	A	Auburn		5 2		85	H	East Carolina		9 4							
15	A	Georgia		6 4		31	A	Auburn		4 2		90	A	Fordham		5 8							
15	A	Georgia		4 7		34	H	Massachusetts		8 0		95	H	Ole Miss		12 1							
15	A	Georgia		8 3		35	A	Mississippi St.		5 4		95	H	Ole Miss		10 7							
15	H	Georgia		1 0		35	A	Mississippi St.		9 3		95	H	Ole Miss		12 2							
21	N	Georgia Tech		12 9		35	A	Mississippi St.		4 2													
						35	H	Mississippi St.		5 2													
						36	A	Kentucky		9 1													
						36	A	Kentucky		3 1													
						36	A	Kentucky		12 2													
						38	N	Oklahoma St.		3 1													
						40	A	UAB		8 1													
						40	H	UAB		4 1													
						43	A	South Ala.		12 1													
												7	H	Florida		9 1							
												7	H	Florida		1 4							
												47	A	Arkansas		5 1							
												47	A	Arkansas		1 8							
												47	A	Arkansas		13 6							

Non-Div. I Games:

Alabama

RPI	S	Opponent	Score	
47	A	Arkansas	13	6
47	A	Arkansas	1	8
47	A	Arkansas	5	1
50	H	Maryland	9	1
50	H	Maryland	19	1

		LAST 10 GAMES	
7	H Florida	10	1
15	H Georgia	1	0
35	H Mississippi St.	5	2
90	A Fordham	5	8
7	H Florida	5	3

Average RPI Win: 75		WON-LOST	WINNING	LAST 10	STRENGTH OF		OPP. STRENGTH	TEAM	ADJ	CONF.	ADJ CONF.
Average RPI Loss: 23		RECORD	PCT. RANK	GAMES	SCHEDULE		OF SCHEDULE	RPI	RPI	RPI	RPI
DIV. I ONLY		46-7-0	.86792	5	8-2-0		4	19	2	.71705	3
DIV. I NON-CONF.		28-3-0	.90323	8	0-0-0		25	83	6	.64996	9
TOTALS		RPI 1-25	RPI 26-50		W-L RECORDS		RPI 51-100		RPI 101-150		RPI 150+
46-7-0		16-6-0	2-0-0		OVERALL		14-0-0		10-1-0		4-0-0
37-2-0		9-1-0	1-0-0		HOME		13-0-0		10-1-0		4-0-0
6-4-0		6-4-0	0-0-0		AWAY		0-0-0		0-0-0		0-0-0
3-1-0		1-1-0	1-0-0		NEUTRAL		1-0-0		0-0-0		0-0-0
28-3-0		1-2-0	2-0-0		NON-CONFERENCE		11-0-0		10-1-0		4-0-0
25-2-0		0-1-0	1-0-0		HOME		10-0-0		10-1-0		4-0-0
0-0-0		0-0-0	0-0-		AWAY		0-0-0		0-0-0		0-0-0
3-1-0		1-1-0	1-0-0		NEUTRAL		1-0-0		0-0-0		0-0-0
18-4-0		15-4-0	0-0-0		CONFERENCE		3-0-0		0-0-0		0-0-0
12-0-0		9-0-0	0-0-0		HOME		3-0-0		0-0-0		0-0-0
6-4-0		6-4-0	0-0-0		AWAY		0-0-0		0-0-0		0-0-0
0-0-0		0-0-0	0-0-0		NEUTRAL		0-0-0		0-0-0		0-0-0
RPI S	Opponent	Score	RPI S	Opponent	Score	RPI S	Opponent	Score	RPI S	Opponent	Score
1 A	California	0 5	33 N	BYU	3 0	51 H	Northwestern	10 5	106 H	New Mexico St.	13 5
1 A	California	2 4	39 H	Texas St.	9 0	52 H	Illinois St.	14 3	108 H	McNeese St.	1 3
1 A	California	5 0				58 H	Boise St.	4 0	114 H	Western Mich.	10 0
4 H	Tennessee	0 3				59 N	Fresno St.	4 0	119 H	Central Mich.	7 0
9 A	Oregon	0 3				69 H	Minnesota	12 0	121 H	Iowa St.	9 0
9 A	Oregon	7 4				71 H	Utah	6 4	129 H	Central Conn. St.	11 1
11 H	Arizona	7 6				71 H	Utah	13 5	129 H	Central Conn. St.	8 0
11 H	Arizona	4 2				71 H	Utah	13 1	129 H	Central Conn. St.	10 0
11 H	Arizona	9 6				76 H	North Dakota St.	10 2	129 H	Central Conn. St.	14 2
12 N	La.-Lafayette	2 9				78 H	Iowa	5 2	135 H	Creighton	3 1
13 H	UCLA	4 2				84 H	Valparaiso	6 2	135 H	Creighton	12 3
13 H	UCLA	9 1				85 H	East Carolina	9 1	187 H	Cal Poly	8 0
13 H	UCLA	9 1				94 H	San Jose St.	4 0	200 H	Wichita St.	11 0
18 A	Washington	6 3				96 H	Pacific	7 4	200 H	Wichita St.	9 0
18 A	Washington	18 1							278 H	Howard	15 3
18 A	Washington	5 4									
19 H	Stanford	5 0									
19 H	Stanford	11 9									
19 H	Stanford	7 1									
24 A	Oregon St.	2 4									
24 A	Oregon St.	3 2									
25 N	Michigan	1 0									
			LAST 10 GAMES								
	1 A California	5 0		71 H Utah	13 1						
	1 A California	0 5		18 A Washington	5 4						
	1 A California	2 4		18 A Washington	6 3						
	71 H Utah	13 5		18 A Washington	18 1						
	71 H Utah	6 4		19 H Stanford	7 1						

Non-Div. I Games:

Arizona St.

Average RPI Win:		73	WON-LOST RECORD		WINNING PCT. RANK	LAST 10 GAMES		STRENGTH OF SCHEDULE		OPP. STRENGTH OF SCHEDULE	TEAM RPI	ADJ RPI	CONF. RPI	ADJ CONF. RPI			
DIV. I ONLY			46-10-0		.82143	8		9-1-0		15	6	5	.68931	4	3	3	
DIV. I NON-CONF.			23-3-0		.88462	11		2-0-0		29	12	5	.6619	5	2	2	
TOTALS		RPI 1-25		RPI 26-50		W-L RECORDS		RPI 51-100		RPI 101-150		RPI 150+					
46-10-0		7-7-0		19-2-0		OVERALL		6-0-0		10-0-0		4-1-0					
23-4-0		3-3-0		7-1-0		HOME		4-0-0		5-0-0		4-0-0					
13-3-0		2-2-0		8-1-0		AWAY		0-0-0		3-0-0		0-0-0					
10-3-0		2-2-0		4-0-0		NEUTRAL		2-0-0		2-0-0		0-1-0					
23-3-0		4-2-0		5-0-0		NON-CONFERENCE		3-0-0		7-0-0		4-1-0					
13-0-0		1-0-0		2-0-0		HOME		1-0-0		5-0-0		4-0-0					
1-1-0		1-1-0		0-0-		AWAY		0-0-0		0-0-0		0-0-0					
9-2-0		2-1-0		3-0-0		NEUTRAL		2-0-0		2-0-0		0-1-0					
23-7-0		3-5-0		14-2-0		CONFERENCE		3-0-0		3-0-0		0-0-0					
10-4-0		2-3-0		5-1-0		HOME		3-0-0		0-0-0		0-0-0					
12-2-0		1-1-0		8-1-0		AWAY		0-0-0		3-0-0		0-0-0					
1-1-0		0-1-0		1-0-0		NEUTRAL		0-0-0		0-0-0		0-0-0					
RPI	S	Opponent		Score		RPI	S	Opponent		Score		RPI	S	Opponent		Score	
1	N	California		5	13	27	H	LSU		4	2	52	N	Illinois St.		6	0
2	A	Alabama		2	3	27	H	LSU		10	2	55	H	Radford		8	2
2	A	Alabama		5	2	27	H	LSU		2	0	57	N	Illinois		10	7
3	A	Arizona St.		3	0	31	A	Auburn		6	2	95	H	Ole Miss		2	1
5	A	Texas		2	3	31	A	Auburn		5	3	95	H	Ole Miss		5	1
7	H	Florida		1	0	31	A	Auburn		9	1	95	H	Ole Miss		9	0
7	H	Florida		2	5	31	N	Auburn		2	1						
7	H	Florida		0	1	34	N	Massachusetts		5	0						
7	N	Florida		1	2	35	A	Mississippi St.		10	3						
10	H	Louisville		8	1	35	A	Mississippi St.		8	0						
15	H	Georgia		1	3	35	A	Mississippi St.		8	0						
15	H	Georgia		2	1	36	H	Kentucky		8	0						
21	N	Georgia Tech		9	0	36	H	Kentucky		4	2						
23	N	Texas Tech		1	0	36	H	Kentucky		3	5						
						45	N	San Diego St.		6	5						
						47	A	Arkansas		2	0						
						47	A	Arkansas		1	4						
						47	A	Arkansas		8	0						
						48	H	Ga. Southern		9	0						
						48	H	Ga. Southern		7	0						
														</			

Non-Div. I Games:

Tennessee

RPI	S	Opponent	Score	
49	N	Hofstra	3	2

LAST 10 GAMES				
7	N	Florida	1	2
31	N	Auburn	2	1
10	H	Louisville	8	1
95	H	Ole Miss	2	1
95	H	Ole Miss	9	0

T
e
n
n
e
s
s
e
e

T
e
n
n
e
s
s
e
e

T
e
x
a
s

Texas					Through Games Of Through May 13, 2012																				
Average RPI Win:		81	WON-LOST RECORD		WINNING PCT. RANK		LAST 10 GAMES		STRENGTH OF SCHEDULE		OPP. STRENGTH OF SCHEDULE		TEAM RPI		ADJ RPI		CONF. RPI		ADJ CONF. RPI						
DIV. I ONLY			42-10-0		.80769 9		6-4-0		7		16		4		.68895 5		2		2						
DIV. I NON-CONF.			26-2-0		.92857 5		0-0-0		14		52		3		.67431 3		3		3						
TOTALS		RPI 1-25		RPI 26-50		W-L RECORDS		RPI 51-100		RPI 101-150		RPI 150+													
42-10-0		9-8-0		12-2-0		OVERALL		5-0-0		9-0-0		7-0-0													
25-3-0		6-2-0		6-1-0		HOME		4-0-0		6-0-0		3-0-0													
10-5-0		2-4-0		5-1-0		AWAY		0-0-0		3-0-0		0-0-0													
7-2-0		1-2-0		1-0-0		NEUTRAL		1-0-0		0-0-0		4-0-0													
26-2-0		3-2-0		5-0-0		NON-CONFERENCE		5-0-0		6-0-0		7-0-0													
17-0-0		1-0-0		3-0-0		HOME		4-0-0		6-0-0		3-0-0													
2-0-0		1-0-0		1-0-		AWAY		0-0-0		0-0-0		0-0-0													
7-2-0		1-2-0		1-0-0		NEUTRAL		1-0-0		0-0-0		4-0-0													
16-8-0		6-6-0		7-2-0		CONFERENCE		0-0-0		3-0-0		0-0-0													
8-3-0		5-2-0		3-1-0		HOME		0-0-0		0-0-0		0-0-0													
8-5-0		1-4-0		4-1-0		AWAY		0-0-0		3-0-0		0-0-0													
0-0-0		0-0-0		0-0-0		NEUTRAL		0-0-0		0-0-0		0-0-0													
RPI	S	Opponent			Score		RPI	S	Opponent			Score		RPI	S	Opponent			Score						
1	N	California			3 6		32	H	Tulsa			9 1		62	N	Nebraska			3 0						
4	H	Tennessee			3 2		37	A	Baylor			7 3		65	H	Pittsburgh			7 2						
6	A	Oklahoma			12 5		37	A	Baylor			4 5		98	H	New Mexico			7 3						
6	A	Oklahoma			3 9		37	H	Baylor			3 1		98	H	New Mexico			5 0						
6	A	Oklahoma			2 5		38	H	Oklahoma St.			3 2		98	H	New Mexico			2 1						
7	N	Florida			1 5		38	H	Oklahoma St.			5 1						102	H	Colorado St.			6 0		
8	A	Texas A&M			0 9		38	H	Oklahoma St.			0 3						102	H	Colorado St.			8 0		
8	H	Texas A&M			4 3		39	H	Texas St.			5 0						107	H	Sam Houston St.			14 0		
8	H	Texas A&M			7 6		39	H	Texas St.			7 0						107	H	Sam Houston St.			6 2		
13	N	UCLA			5 4		42	A	Houston			15 4						107	H	Sam Houston St.			5 0		
14	H	Missouri			9 5		45	N	San Diego St.			2 1						121	A	Iowa St.			7 3		
14	H	Missouri			4 11		46	A	Kansas			13 6						121	A	Iowa St.			11 2		
14	H	Missouri			0 2		46	A	Kansas			7 5						121	A	Iowa St.			8 4		
20	A	Hawaii			4 0		46	A	Kansas			12 3						145	H	A&M-Corpus Christi			6 5		
23	A	Texas Tech			2 5														166	H	UTSA			15 0	
23	H	Texas Tech			8 0														166	H	UTSA			8 0	
23	H	Texas Tech			2 1														199	H	Cal St. Fullerton			23 0	
							LAST 10 GAMES																		
							37 H Baylor 3 1							8 H Texas A&M 4 3											
							6 A Oklahoma 12 5							8 H Texas A&M 7 6											
							6 A Oklahoma 3 9							8 A Texas A&M 0 9											
							6 A Oklahoma 2 5							38 H Oklahoma St. 5 1											
							37 A Baylor 7 3							38 H Oklahoma St. 0 3											

Average RPI Win: 78		WON-LOST	WINNING	LAST 10	STRENGTH OF		OPP. STRENGTH	TEAM	ADJ	CONF.	ADJ CONF.
Average RPI Loss: 18		RECORD	PCT. RANK	GAMES	SCHEDULE		OF SCHEDULE	RPI	RPI	RPI	RPI
DIV. I ONLY		45-8-0	.84906	7	8-2-0		24	9	6	.68707	6
DIV. I NON-CONF.		26-3-0	.89655	9	1-0-0		76	16	14	.63539	15
TOTALS		RPI 1-25	RPI 26-50		W-L RECORDS		RPI 51-100		RPI 101-150		RPI 150+
45-8-0		9-7-0	13-1-0		OVERALL		9-0-0		9-0-0		5-0-0
19-3-0		6-3-0	5-0-0		HOME		5-0-0		0-0-0		3-0-0
11-2-0		2-1-0	3-1-0		AWAY		1-0-0		5-0-0		0-0-0
15-3-0		1-3-0	5-0-0		NEUTRAL		3-0-0		4-0-0		2-0-0
26-3-0		1-3-0	5-0-0		NON-CONFERENCE		9-0-0		6-0-0		5-0-0
9-0-0		0-0-0	1-0-0		HOME		5-0-0		0-0-0		3-0-0
3-0-0		0-0-0	0-0-		AWAY		1-0-0		2-0-0		0-0-0
14-3-0		1-3-0	4-0-0		NEUTRAL		3-0-0		4-0-0		2-0-0
19-5-0		8-4-0	8-1-0		CONFERENCE		0-0-0		3-0-0		0-0-0
10-3-0		6-3-0	4-0-0		HOME		0-0-0		0-0-0		0-0-0
8-2-0		2-1-0	3-1-0		AWAY		0-0-0		3-0-0		0-0-0
1-0-0		0-0-0	1-0-0		NEUTRAL		0-0-0		0-0-0		0-0-0
RPI S	Opponent	Score	RPI S	Opponent	Score	RPI S	Opponent	Score	RPI S	Opponent	Score
5 H	Texas	9 3	26 N	DePaul	18 1	58 N	Boise St.	9 0	105 N	Penn St.	6 1
5 H	Texas	5 2	27 H	LSU	7 0	60 N	Virginia	9 1	109 A	UNLV	5 0
5 H	Texas	5 12	27 N	LSU	5 0	78 H	Iowa	4 2	121 A	Iowa St.	12 1
8 A	Texas A&M	6 1	29 N	Virginia Tech	10 0	78 N	Iowa	6 3	121 A	Iowa St.	10 0
8 A	Texas A&M	0 4	37 A	Baylor	5 0	83 A	North Texas	4 1	121 A	Iowa St.	5 1
8 A	Texas A&M	5 2	37 A	Baylor	0 1	83 H	North Texas	9 4	130 N	Kent St.	6 0
14 H	Missouri	2 1	37 A	Baylor	2 0	92 H	Indiana	4 1	130 N	Kent St.	11 1
14 H	Missouri	2 1	38 A	Oklahoma St.	11 1	92 H	Indiana	12 1	132 N	UC Davis	10 0
14 H	Missouri	2 4	38 H	Oklahoma St.	7 1	92 H	Indiana	14 0	138 A	Central Ark.	8 0
15 N	Georgia	2 3	38 N	Oklahoma St.	4 0				200 H	Wichita St.	5 0
19 N	Stanford	0 5	45 N	San Diego St.	5 0				200 H	Wichita St.	13 0
21 N	Georgia Tech	0 1	46 H	Kansas	8 0				213 N	Weber St.	12 2
23 H	Texas Tech	4 5	46 H	Kansas	8 0				217 H	Austin Peay	8 0
23 H	Texas Tech	3 1	46 H	Kansas	6 2				233 N	CSU Bakersfield	6 0
23 H	Texas Tech	4 1									
25 N	Michigan	2 0									
LAST 10 GAMES											
121 A	Iowa St.	5 1	5 H	Texas	5 2						
121 A	Iowa St.	12 1	138 A	Central Ark.	8 0						
121 A	Iowa St.	10 0	38 H	Oklahoma St.	7 1						
5 H	Texas	5 12	14 H	Missouri	2 1						
5 H	Texas	9 3	14 H	Missouri	2 4						

Non-Div. I Games:

Oklahoma

Average RPI Win: 77		WON-LOST	WINNING	LAST 10	STRENGTH OF		OPP. STRENGTH	TEAM	ADJ	CONF.	ADJ CONF.
Average RPI Loss: 18		RECORD	PCT. RANK	GAMES	SCHEDULE		OF SCHEDULE	RPI	RPI	RPI	RPI
DIV. I ONLY		46-11-0	.80702	10	14		5	8	.68403	7	3
DIV. I NON-CONF.		23-3-0	.88462	11	53		20	12	.64345	12	2
TOTALS		RPI 1-25	RPI 26-50		W-L RECORDS		RPI 51-100		RPI 101-150		RPI 150+
46-11-0		10-7-0	12-4-0		OVERALL		10-0-0		4-0-0		10-0-0
24-4-0		0-1-0	5-3-0		HOME		7-0-0		3-0-0		9-0-0
12-6-0		7-5-0	5-1-0		AWAY		0-0-0		0-0-0		0-0-0
10-1-0		3-1-0	2-0-0		NEUTRAL		3-0-0		1-0-0		1-0-0
23-3-0		4-2-0	1-1-0		NON-CONFERENCE		7-0-0		1-0-0		10-0-0
13-1-0		0-1-0	0-0-0		HOME		4-0-0		0-0-0		9-0-0
2-1-0		2-0-0	0-0-		AWAY		0-0-0		0-0-0		0-0-0
8-1-0		2-1-0	1-0-0		NEUTRAL		3-0-0		1-0-0		1-0-0
23-8-0		6-5-0	11-3-0		CONFERENCE		3-0-0		3-0-0		0-0-0
11-3-0		0-0-0	5-3-0		HOME		3-0-0		3-0-0		0-0-0
10-5-0		5-5-0	5-0-0		AWAY		0-0-0		0-0-0		0-0-0
2-0-0		1-0-0	1-0-0		NEUTRAL		0-0-0		0-0-0		0-0-0
RPI S	Opponent	Score		RPI S	Opponent	Score		RPI S	Opponent	Score	
2 A	Alabama	4	1	27 H	LSU	0	1	52 N	Illinois St.	11	0
2 A	Alabama	3	5	27 H	LSU	2	1	58 N	Boise St.	3	0
2 A	Alabama	1	10	27 N	LSU	1	0	63 H	FIU	9	0
2 A	Alabama	1	9	31 H	Auburn	3	2	63 H	FIU	7	4
4 A	Tennessee	0	1	31 H	Auburn	5	2	63 H	FIU	7	1
4 A	Tennessee	1	0	31 H	Auburn	3	1	80 H	Jacksonville	10	2
4 A	Tennessee	5	2	33 N	BYU	3	0	81 N	Fla. Gulf Coast	5	0
4 N	Tennessee	2	1	35 A	Mississippi St.	8	5	95 H	Ole Miss	14	3
5 N	Texas	5	1	35 A	Mississippi St.	1	0	95 H	Ole Miss	9	1
8 N	Texas A&M	6	4	36 H	Kentucky	0	2	95 H	Ole Miss	5	0
15 A	Georgia	6	3	36 H	Kentucky	5	0				
15 A	Georgia	4	2	36 H	Kentucky	1	5				
15 A	Georgia	2	3	41 A	UCF	0	2				
16 A	Florida St.	9	1	47 A	Arkansas	5	0				
17 A	South Fla.	3	2	47 A	Arkansas	3	2				
17 H	South Fla.	1	4	47 A	Arkansas	6	0				
18 N	Washington	2	5								
				LAST 10 GAMES							
	2 A	Alabama	1	10		2 A	Alabama	4	1		
	4 N	Tennessee	2	1		36 H	Kentucky	1	5		
	27 N	LSU	1	0		36 H	Kentucky	5	0		
	2 A	Alabama	3	5		36 H	Kentucky	0	2		
	2 A	Alabama	1	9		27 H	LSU	0	1		

Non-Div. I Games:

Florida

Average RPI Win: 68		WON-LOST RECORD		WINNING PCT. RANK		LAST 10 GAMES		STRENGTH OF SCHEDULE		OPP. STRENGTH OF SCHEDULE		TEAM RPI		ADJ RPI		CONF. RPI		ADJ CONF. RPI					
Average RPI Loss: 35																							
DIV. I ONLY		39-16-0		.70909 34		8-2-0		1		16		10		.677 8		2		2					
DIV. I NON-CONF.		23-8-0		.74194 35		3-0-0		2		36		10		.64638 11		3		3					
TOTALS		RPI 1-25		RPI 26-50		W-L RECORDS		RPI 51-100		RPI 101-150		RPI 150+											
39-16-0		9-9-0		12-3-0		OVERALL		9-3-0		5-1-0		4-0-0											
20-4-0		4-3-0		8-1-0		HOME		5-0-0		2-0-0		1-0-0											
12-5-0		3-3-0		3-1-0		AWAY		3-0-0		3-1-0		0-0-0											
7-7-0		2-3-0		1-1-0		NEUTRAL		1-3-0		0-0-0		3-0-0											
23-8-0		3-3-0		4-2-0		NON-CONFERENCE		9-3-0		3-0-0		4-0-0											
11-1-0		0-0-0		3-1-0		HOME		5-0-0		2-0-0		1-0-0											
5-0-0		1-0-0		0-0-		AWAY		3-0-0		1-0-0		0-0-0											
7-7-0		2-3-0		1-1-0		NEUTRAL		1-3-0		0-0-0		3-0-0											
16-8-0		6-6-0		8-1-0		CONFERENCE		0-0-0		2-1-0		0-0-0											
9-3-0		4-3-0		5-0-0		HOME		0-0-0		0-0-0		0-0-0											
7-5-0		2-3-0		3-1-0		AWAY		0-0-0		2-1-0		0-0-0											
0-0-0		0-0-0		0-0-0		NEUTRAL		0-0-0		0-0-0		0-0-0											
RPI	S	Opponent		Score		RPI	S	Opponent		Score		RPI	S	Opponent		Score		RPI	S	Opponent		Score	
1	N	California		0	3	32	H	Tulsa		5	1	51	N	Northwestern		3	6	107	A	Sam Houston St.		4	1
5	A	Texas		6	7	33	N	BYU		2	3	58	A	Boise St.		10	8	107	H	Sam Houston St.		7	4
5	A	Texas		3	4	33	N	BYU		14	8	58	A	Boise St.		9	2	121	A	Iowa St.		11	3
5	H	Texas		9	0	37	A	Baylor		3	0	58	A	Boise St.		5	4	121	A	Iowa St.		1	2
6	H	Oklahoma		4	0	37	H	Baylor		10	2	62	H	Nebraska		4	1	121	A	Iowa St.		6	1
6	H	Oklahoma		2	5	37	H	Baylor		6	1	62	H	Nebraska		6	0	150	H	Monmouth		6	5
6	H	Oklahoma		1	6	38	A	Oklahoma St.		3	1	76	H	North Dakota St.		6	0	166	H	UTSA		3	1
7	N	Florida		4	6	38	A	Oklahoma St.		7	1	93	H	North Carolina St.		3	2	201	N	Winthrop		8	2
11	N	Arizona		5	4	38	A	Oklahoma St.		0	4	93	H	North Carolina St.		1	0	218	N	Marist		14	2
14	H	Missouri		5	6	39	H	Texas St.		3	2	94	N	San Jose St.		2	1	218	N	Marist		5	0
14	H	Missouri		1	0	42	H	Houston		2	3	96	N	Pacific		0	2						
14	H	Missouri		2	1	42	H	Houston		3	2	98	N	New Mexico		3	15						
18	N	Washington		2	8	46	H	Kansas		4	3												
19	N	Stanford		10	9	46	H	Kansas		3	0												
20	A	Hawaii		3	1	46	H	Kansas		9	0												
23	A	Texas Tech		6	8																		
23	A	Texas Tech		9	6																		
23	A	Texas Tech		9	0																		
LAST 10 GAMES																							
58 A Boise St.						9	2	46 H Kansas						3	0								
58 A Boise St.						10	8	5 A Texas						3	4								
58 A Boise St.						5	4	5 A Texas						6	7								
46 H Kansas						9	0	5 H Texas						9	0								
46 H Kansas						4	3	37 H Baylor						10	2								

Non-Div. I Games:

Texas A&M

Average RPI Win: 67		WON-LOST	WINNING	LAST 10	STRENGTH OF		OPP. STRENGTH	TEAM	ADJ	CONF.	ADJ CONF.
Average RPI Loss: 21		RECORD	PCT. RANK	GAMES	SCHEDULE		OF SCHEDULE	RPI	RPI	RPI	RPI
DIV. I ONLY		39-15-0	.72222	26	6-4-0		3	2	9	.67591	9
DIV. I NON-CONF.		26-6-0	.8125	22	3-2-0		22	11	13	.64084	13
TOTALS		RPI 1-25	RPI 26-50		W-L RECORDS		RPI 51-100		RPI 101-150		RPI 150+
39-15-0		11-12-0	4-2-0		OVERALL		16-1-0		4-0-0		4-0-0
13-8-0		6-8-0	0-0-0		HOME		3-0-0		2-0-0		2-0-0
9-4-0		5-4-0	0-0-0		AWAY		4-0-0		0-0-0		0-0-0
17-3-0		0-0-0	4-2-0		NEUTRAL		9-1-0		2-0-0		2-0-0
26-6-0		1-3-0	4-2-0		NON-CONFERENCE		13-1-0		4-0-0		4-0-0
8-3-0		1-3-0	0-0-0		HOME		3-0-0		2-0-0		2-0-0
1-0-0		0-0-0	0-0-		AWAY		1-0-0		0-0-0		0-0-0
17-3-0		0-0-0	4-2-0		NEUTRAL		9-1-0		2-0-0		2-0-0
13-9-0		10-9-0	0-0-0		CONFERENCE		3-0-0		0-0-0		0-0-0
5-5-0		5-5-0	0-0-0		HOME		0-0-0		0-0-0		0-0-0
8-4-0		5-4-0	0-0-0		AWAY		3-0-0		0-0-0		0-0-0
0-0-0		0-0-0	0-0-0		NEUTRAL		0-0-0		0-0-0		0-0-0
RPI S	Opponent	Score	RPI S	Opponent	Score	RPI S	Opponent	Score	RPI S	Opponent	Score
1 H	California	1 0	28 N	North Carolina	5 4	51 N	Northwestern	10 6	104 N	UC Santa Barbara	10 2
1 H	California	0 10	33 N	BYU	1 2	52 N	Illinois St.	5 2	106 N	New Mexico St.	7 1
1 H	California	1 8	37 N	Baylor	1 2	56 N	Purdue	9 1	128 H	Portland St.	10 4
2 H	Alabama	1 5	38 N	Oklahoma St.	8 0	56 N	Purdue	8 1	128 H	Portland St.	1 0
3 H	Arizona St.	4 7	45 N	San Diego St.	5 4	58 H	Boise St.	6 4	167 N	Butler	6 0
3 H	Arizona St.	3 0	45 N	San Diego St.	6 0	58 H	Boise St.	14 6	187 N	Cal Poly	11 1
11 A	Arizona	12 7				58 H	Boise St.	4 1	231 H	Seattle	9 8
11 A	Arizona	4 5				59 A	Fresno St.	5 4	231 H	Seattle	8 0
11 A	Arizona	11 7				60 N	Virginia	6 2			
13 H	UCLA	3 2				62 N	Nebraska	4 2			
13 H	UCLA	8 2				65 N	Pittsburgh	3 2			
13 H	UCLA	0 10				71 A	Utah	6 2			
14 H	Missouri	4 5				71 A	Utah	11 1			
14 H	Missouri	3 7				71 A	Utah	9 0			
14 H	Missouri	8 3				91 N	Connecticut	9 3			
18 H	Washington	5 3				94 N	San Jose St.	9 0			
18 H	Washington	3 6				98 N	New Mexico	6 7			
19 A	Stanford	12 8									
19 A	Stanford	8 5									
19 A	Stanford	6 7									
24 A	Oregon St.	4 5									
24 A	Oregon St.	8 2									
24 A	Oregon St.	1 7									
			LAST 10 GAMES								
			13 H	UCLA	8 2	14 H	Missouri	4 5			
			13 H	UCLA	3 2	231 H	Seattle	8 0			
			13 H	UCLA	0 10	231 H	Seattle	9 8			
			14 H	Missouri	3 7	11 A	Arizona	4 5			
			14 H	Missouri	8 3	11 A	Arizona	12 7			

Non-Div. I Games:

Oregon

Average RPI Win:	98	WON-LOST	WINNING	LAST 10		STRENGTH OF	OPP. STRENGTH	TEAM	ADJ	CONF.	ADJ CONF.
Average RPI Loss:	19	RECORD	PCT. RANK	GAMES		SCHEDULE	OF SCHEDULE	RPI	RPI	RPI	RPI

[illegible]

Non-Div. I Games:

Louisville

Average RPI Win:		74	WON-LOST RECORD		WINNING PCT. RANK		LAST 10 GAMES		STRENGTH OF SCHEDULE		OPP. STRENGTH OF SCHEDULE		TEAM RPI		ADJ RPI		CONF. RPI		ADJ CONF. RPI	
DIV. I ONLY			35-17-0		.67308 48		5-5-0		2		8		12		.66238 11		1		1	
DIV. I NON-CONF.			23-5-0		.82143 21		1-0-0		26		45		15		.63607 14		1		1	
TOTALS		RPI 1-25		RPI 26-50		W-L RECORDS		RPI 51-100		RPI 101-150		RPI 150+								
35-17-0		11-15-0		4-0-0		OVERALL		9-1-0		9-1-0		2-0-0								
21-5-0		5-4-0		3-0-0		HOME		6-0-0		6-1-0		1-0-0								
4-8-0		4-8-0		0-0-0		AWAY		0-0-0		0-0-0		0-0-0								
10-4-0		2-3-0		1-0-0		NEUTRAL		3-1-0		3-0-0		1-0-0								
23-5-0		2-3-0		4-0-0		NON-CONFERENCE		6-1-0		9-1-0		2-0-0								
13-1-0		0-0-0		3-0-0		HOME		3-0-0		6-1-0		1-0-0								
0-0-0		0-0-0		0-0-		AWAY		0-0-0		0-0-0		0-0-0								
10-4-0		2-3-0		1-0-0		NEUTRAL		3-1-0		3-0-0		1-0-0								
12-12-0		9-12-0		0-0-0		CONFERENCE		3-0-0		0-0-0		0-0-0								
8-4-0		5-4-0		0-0-0		HOME		3-0-0		0-0-0		0-0-0								
4-8-0		4-8-0		0-0-0		AWAY		0-0-0		0-0-0		0-0-0								
0-0-0		0-0-0		0-0-0		NEUTRAL		0-0-0		0-0-0		0-0-0								
RPI	S	Opponent		Score		RPI	S	Opponent		Score		RPI	S	Opponent		Score				
1	A	California		8 3		38	N	Oklahoma St.		8 0		59	N	Fresno St.		9 0				
1	A	California		0 2		40	H	UAB		7 0		62	N	Nebraska		10 11				
1	A	California		0 6		45	H	San Diego St.		8 6		71	H	Utah		4 2				
3	A	Arizona St.		6 7		45	H	San Diego St.		8 0		71	H	Utah		3 1				
3	A	Arizona St.		2 4								71	H	Utah		8 0				
3	A	Arizona St.		6 9								78	N	Iowa		6 1				
8	N	Texas A&M		4 5								79	H	Western Ky.		6 4				
9	H	Oregon		7 11								90	N	Fordham		3 2				
9	H	Oregon		5 4								98	H	New Mexico		8 1				
9	H	Oregon		7 12								98	H	New Mexico		5 0				
13	A	UCLA		4 10																
13	A	UCLA		2 7																
13	A	UCLA		7 6																
15	N	Georgia		0 3																
18	A	Washington		5 7																
18	A	Washington		2 0																
18	A	Washington		5 3																
19	H	Stanford		3 1																
19	H	Stanford		9 1																
19	H	Stanford		1 4																
21	N	Georgia Tech		1 2																
22	N	Syracuse		5 0				LAST 10 GAMES												
22	N	Syracuse		11 1		24	H	Oregon St.		3 1		13	A	UCLA		4 10				
24	H	Oregon St.		12 4		24	H	Oregon St.		0 4		9	H	Oregon		5 4				
24	H	Oregon St.		0 4		24	H	Oregon St.		12 4		9	H	Oregon		7 12				
24	H	Oregon St.		3 1		13	A	UCLA		7 6		9	H	Oregon		7 11				
						13	A	UCLA		2 7		98	H	New Mexico		5 0				

Non-Div. I Games:

Arizona

Average RPI Win: 97		WON-LOST	WINNING	LAST 10	STRENGTH OF		OPP. STRENGTH	TEAM	ADJ	CONF.	ADJ CONF.
Average RPI Loss: 76		RECORD	PCT. RANK	GAMES	SCHEDULE		OF SCHEDULE	RPI	RPI	RPI	RPI
DIV. I ONLY		49-4-0	.92453	3	69		44	11	.65972	12	7
DIV. I NON-CONF.		25-0-0	1	1	44		25	2	.68216	1	7
TOTALS		RPI 1-25	RPI 26-50		W-L RECORDS		RPI 51-100		RPI 101-150		RPI 150+
49-4-0		4-0-0	10-1-0		OVERALL		15-2-0		10-1-0		10-0-0
26-1-0		2-0-0	5-0-0		HOME		5-0-0		6-1-0		8-0-0
13-2-0		0-0-0	2-0-0		AWAY		7-2-0		3-0-0		1-0-0
10-1-0		2-0-0	3-1-0		NEUTRAL		3-0-0		1-0-0		1-0-0
25-0-0		4-0-0	7-0-0		NON-CONFERENCE		3-0-0		5-0-0		6-0-0
15-0-0		2-0-0	2-0-0		HOME		2-0-0		4-0-0		5-0-0
2-0-0		0-0-0	2-0-		AWAY		0-0-0		0-0-0		0-0-0
8-0-0		2-0-0	3-0-0		NEUTRAL		1-0-0		1-0-0		1-0-0
24-4-0		0-0-0	3-1-0		CONFERENCE		12-2-0		5-1-0		4-0-0
11-1-0		0-0-0	3-0-0		HOME		3-0-0		2-1-0		3-0-0
11-2-0		0-0-0	0-0-0		AWAY		7-2-0		3-0-0		1-0-0
2-1-0		0-0-0	0-1-0		NEUTRAL		2-0-0		0-0-0		0-0-0
RPI S	Opponent	Score	RPI S	Opponent	Score	RPI S	Opponent	Score	RPI S	Opponent	Score
3 N	Arizona St.	9 2	32 H	Tulsa	19 4	51 H	Northwestern	6 4	105 N	Penn St.	5 1
21 H	Georgia Tech	10 2	35 N	Mississippi St.	6 3	59 N	Fresno St.	9 1	108 H	McNeese St.	6 0
21 H	Georgia Tech	12 11	36 H	Kentucky	5 4	63 A	FIU	6 0	131 H	La.-Monroe	11 4
25 N	Michigan	10 7	42 A	Houston	12 7	63 A	FIU	1 2	131 H	La.-Monroe	8 3
			42 A	Houston	3 2	63 A	FIU	10 5	131 H	La.-Monroe	2 4
			43 H	South Ala.	3 0	66 A	Troy	9 1	145 H	A&M-Corpus Christi	3 0
			43 H	South Ala.	1 0	66 A	Troy	9 1	145 H	A&M-Corpus Christi	19 1
			43 H	South Ala.	2 0	66 A	Troy	4 9	147 A	Middle Tenn.	8 0
			43 N	South Ala.	1 3	67 H	Rutgers	15 1	147 A	Middle Tenn.	4 3
			44 N	Boston U.	5 1	79 A	Western Ky.	2 1	147 A	Middle Tenn.	9 1
			49 N	Hofstra	5 4	79 A	Western Ky.	4 2	148 H	Mississippi Val.	21 0
						79 A	Western Ky.	4 1	154 H	Louisiana Tech	9 0
						79 N	Western Ky.	12 1	156 A	Fla. Atlantic	7 1
						83 H	North Texas	11 4	156 H	Fla. Atlantic	9 1
						83 H	North Texas	7 6	156 H	Fla. Atlantic	10 2
						83 H	North Texas	5 4	156 H	Fla. Atlantic	21 0
						83 N	North Texas	5 1	201 N	Winthrop	6 1
									206 H	UTEP	11 1
									212 H	Stephen F. Austin	14 3
									227 H	Nicholls St.	15 4
									230 H	Northwestern St.	10 0
LAST 10 GAMES											
			43 N	South Ala.	1 3	131 H	La.-Monroe	8 3			
			83 N	North Texas	5 1	131 H	La.-Monroe	2 4			
			79 N	Western Ky.	12 1	79 A	Western Ky.	4 2			
			156 A	Fla. Atlantic	7 1	79 A	Western Ky.	4 1			
			131 H	La.-Monroe	11 4	79 A	Western Ky.	2 1			

Non-Div. I Games:

La.-Lafayette

Average RPI Win:		97	WON-LOST RECORD		WINNING PCT. RANK	LAST 10 GAMES		STRENGTH OF SCHEDULE		OPP. STRENGTH OF SCHEDULE	TEAM RPI	ADJ RPI	CONF. RPI	ADJ CONF. RPI			
Average RPI Loss:		40															
DIV. I ONLY			43-12-0		.78182	12		8-2-0		36	21	16	.65419	14	2	2	
DIV. I NON-CONF.			26-5-0		.83871	18		3-2-0		128	97	23	.60308	24	3	3	
TOTALS		RPI 1-25		RPI 26-50		W-L RECORDS		RPI 51-100		RPI 101-150		RPI 150+					
43-12-0		9-8-0		10-0-0		OVERALL		7-2-0		7-1-0		10-1-0					
23-3-0		1-2-0		9-0-0		HOME		5-0-0		1-1-0		7-0-0					
11-6-0		6-6-0		1-0-0		AWAY		1-0-0		3-0-0		0-0-0					
9-3-0		2-0-0		0-0-0		NEUTRAL		1-2-0		3-0-0		3-1-0					
26-5-0		4-1-0		1-0-0		NON-CONFERENCE		7-2-0		4-1-0		10-1-0					
13-1-0		0-0-0		0-0-0		HOME		5-0-0		1-1-0		7-0-0					
4-1-0		2-1-0		1-0-		AWAY		1-0-0		0-0-0		0-0-0					
9-3-0		2-0-0		0-0-0		NEUTRAL		1-2-0		3-0-0		3-1-0					
17-7-0		5-7-0		9-0-0		CONFERENCE		0-0-0		3-0-0		0-0-0					
10-2-0		1-2-0		9-0-0		HOME		0-0-0		0-0-0		0-0-0					
7-5-0		4-5-0		0-0-0		AWAY		0-0-0		3-0-0		0-0-0					
0-0-0		0-0-0		0-0-0		NEUTRAL		0-0-0		0-0-0		0-0-0					
RPI	S	Opponent		Score		RPI	S	Opponent		Score		RPI	S	Opponent		Score	
5	A	Texas		5	9	37	H	Baylor		6	1	51	N	Northwestern		1	7
5	A	Texas		2	0	37	H	Baylor		7	0	58	H	Boise St.		8	0
5	A	Texas		11	4	37	H	Baylor		4	2	58	H	Boise St.		8	0
6	A	Oklahoma		4	2	38	H	Oklahoma St.		1	0	62	N	Nebraska		4	6
6	A	Oklahoma		1	2	38	H	Oklahoma St.		4	0	66	A	Troy		4	0
6	A	Oklahoma		1	2	38	H	Oklahoma St.		5	3	68	N	Ball St.		3	2
8	A	Texas A&M		1	2	46	H	Kansas		9	0	72	H	UNI		3	1
8	A	Texas A&M		0	1	46	H	Kansas		5	0	78	H	Iowa		2	0
8	A	Texas A&M		6	5	46	H	Kansas		10	0	78	H	Iowa		8	0
9	A	Oregon		7	3	47	A	Arkansas		4	0						
9	A	Oregon		3	8												
9	A	Oregon		5	4												
13	N	UCLA		7	5												
18	N	Washington		2	0												
23	H	Texas Tech		4	5												
23	H	Texas Tech		0	2												
23	H	Texas Tech		4	1												
						LAST 10 GAMES											
						38	H	Oklahoma St.		1	0	9	A	Oregon		5	4
						38	H	Oklahoma St.		5	3	124	H	Murray St.		2	3
						38	H	Oklahoma St.		4	0	124	H	Murray St.		5	4
						9	A	Oregon		7	3	121	A	Iowa St.		6	5
						9	A	Oregon		3	8	121	A	Iowa St.		8	0

Non-Div. I Games:

Missouri

Average RPI Win:		90	WON-LOST RECORD		WINNING PCT. RANK		LAST 10 GAMES		STRENGTH OF SCHEDULE		OPP. STRENGTH OF SCHEDULE		TEAM RPI		ADJ RPI		CONF. RPI		ADJ CONF. RPI					
DIV. I ONLY			41-15-0		.73214		23		6-4-0		22		12		17		.64491		15		3		3	
DIV. I NON-CONF.			23-3-0		.88462		11		1-0-0		72		64		17		.62905		16		2		2	
TOTALS		RPI 1-25		RPI 26-50				W-L RECORDS				RPI 51-100				RPI 101-150				RPI 150+				
41-15-0		6-8-0		11-6-0				OVERALL				9-1-0				5-0-0				10-0-0				
27-7-0		2-4-0		5-2-0				HOME				6-1-0				5-0-0				9-0-0				
9-7-0		1-3-0		5-4-0				AWAY				3-0-0				0-0-0				0-0-0				
5-1-0		3-1-0		1-0-0				NEUTRAL				0-0-0				0-0-0				1-0-0				
23-3-0		3-2-0		1-0-0				NON-CONFERENCE				6-1-0				3-0-0				10-0-0				
19-1-0		0-0-0		1-0-0				HOME				6-1-0				3-0-0				9-0-0				
0-1-0		0-1-0		0-0-				AWAY				0-0-0				0-0-0				0-0-0				
4-1-0		3-1-0		0-0-0				NEUTRAL				0-0-0				0-0-0				1-0-0				
18-12-0		3-6-0		10-6-0				CONFERENCE				3-0-0				2-0-0				0-0-0				
8-6-0		2-4-0		4-2-0				HOME				0-0-0				2-0-0				0-0-0				
9-6-0		1-2-0		5-4-0				AWAY				3-0-0				0-0-0				0-0-0				
1-0-0		0-0-0		1-0-0				NEUTRAL				0-0-0				0-0-0				0-0-0				
RPI	S	Opponent		Score		RPI	S	Opponent		Score		RPI	S	Opponent		Score		RPI	S	Opponent		Score		
2	A	Alabama		0	1	27	A	LSU		1	0	67	H	Rutgers		12	1	101	H	South Carolina		4	3	
2	H	Alabama		3	8	27	A	LSU		0	1	69	H	Minnesota		5	2	101	H	South Carolina		8	3	
2	H	Alabama		7	4	27	A	LSU		6	1	73	H	Kennesaw St.		9	1	113	H	St. John's (NY)		2	1	
2	H	Alabama		4	6	31	H	Auburn		0	2	75	H	Georgia St.		6	0	136	H	Mercer		2	0	
4	A	Tennessee		3	1	31	H	Auburn		6	3	82	H	S.C. Upstate		7	3	144	H	Ohio		7	3	
4	A	Tennessee		1	2	31	H	Auburn		4	2	91	H	Connecticut		8	1	157	H	Gardner-Webb		14	1	
6	N	Oklahoma		3	2	35	A	Mississippi St.		2	0	93	H	North Carolina St.		2	3	160	H	Tennessee Tech		6	1	
7	H	Florida		3	6	35	A	Mississippi St.		3	5	95	A	Ole Miss		8	4	173	H	Army		12	0	
7	H	Florida		3	2	35	A	Mississippi St.		5	0	95	A	Ole Miss		9	0	176	H	Western Ill.		2	0	
7	H	Florida		2	4	36	A	Kentucky		4	3	95	A	Ole Miss		8	0	180	H	Utah St.		8	0	
11	N	Arizona		3	0	36	A	Kentucky		1	4							195	H	Campbell		10	1	
13	N	UCLA		13	4	36	A	Kentucky		0	4							199	N	Cal St. Fullerton		12	5	
18	N	Washington		5	7	36	N	Kentucky		6	4							203	H	Buffalo		8	0	
21	A	Georgia Tech		0	2	47	H	Arkansas		3	2							205	H	Furman		8	0	
						47	H	Arkansas		1	2							247	H	Cleveland St.		4	2	
						47	H	Arkansas		7	1													
						48	H	Ga. Southern		1	0													
LAST 10 GAMES																								
		2	A	Alabama		0	1	27	A	LSU		0	1											
		36	N	Kentucky		6	4	27	A	LSU		6	1											
		47	H	Arkansas		7	1	27	A	LSU		1	0											
		47	H	Arkansas		1	2	73	H	Kennesaw St.		9	1											
		47	H	Arkansas		3	2	2	H	Alabama		4	6											

Non-Div. I Games:

Georgia

Average RPI Win:	89	WON-LOST RECORD	WINNING PCT. RANK	LAST 10 GAMES	STRENGTH OF SCHEDULE	OPP. STRENGTH OF SCHEDULE	TEAM RPI	ADJ RPI	CONF. RPI	ADJ CONF. RPI		
DIV. I ONLY		46-14-0	.76667	16	7-3-0	20	32	14	.64164	16	4	4
DIV. I NON-CONF.		29-8-0	.78378	28	2-0-0	17	53	16	.62765	17	4	4
<hr/>												
TOTALS	RPI 1-25	RPI 26-50		W-L RECORDS		RPI 51-100		RPI 101-150		RPI 150+		
46-14-0	2-6-0	7-5-0		OVERALL		26-3-0		4-0-0		7-0-0		
26-4-0	2-2-0	3-2-0		HOME		15-0-0		1-0-0		5-0-0		
10-7-0	0-3-0	4-3-0		AWAY		5-1-0		0-0-0		1-0-0		
10-3-0	0-1-0	0-0-0		NEUTRAL		6-2-0		3-0-0		1-0-0		
29-8-0	0-4-0	2-1-0		NON-CONFERENCE		16-3-0		4-0-0		7-0-0		
16-2-0	0-1-0	1-1-0		HOME		9-0-0		1-0-0		5-0-0		
4-4-0	0-3-0	1-0-		AWAY		2-1-0		0-0-0		1-0-0		
9-2-0	0-0-0	0-0-0		NEUTRAL		5-2-0		3-0-0		1-0-0		
17-6-0	2-2-0	5-4-0		CONFERENCE		10-0-0		0-0-0		0-0-0		
10-2-0	2-1-0	2-1-0		HOME		6-0-0		0-0-0		0-0-0		
6-3-0	0-0-0	3-3-0		AWAY		3-0-0		0-0-0		0-0-0		
1-1-0	0-1-0	0-0-0		NEUTRAL		1-0-0		0-0-0		0-0-0		
RPI	S	Opponent	Score	RPI	S	Opponent	Score	RPI	S	Opponent	Score	
7	H	Florida	1 9	27	A	LSU	8 1	51	N	Northwestern	1 0	
17	A	South Fla.	1 2	28	H	North Carolina	8 3	53	N	Marshall	4 1	
20	A	Hawaii	0 1	28	H	North Carolina	2 4	54	N	Wisconsin	6 2	
20	A	Hawaii	1 2	28	H	North Carolina	3 1	54	N	Wisconsin	2 1	
21	H	Georgia Tech	4 5	29	A	Virginia Tech	5 11	55	N	Radford	2 3	
21	H	Georgia Tech	7 6	29	A	Virginia Tech	7 3	60	A	Virginia	2 0	
21	H	Georgia Tech	4 3	29	A	Virginia Tech	3 1	60	A	Virginia	3 1	
21	N	Georgia Tech	1 9	41	H	UCF	6 2	60	A	Virginia	5 0	
				43	H	South Ala.	1 3	61	H	Chattanooga	1 0	
				50	A	Maryland	1 4	66	A	Troy	3 4	
				50	A	Maryland	4 3	67	N	Rutgers	0 1	
				50	A	Maryland	3 4	74	N	Southern Ill.	2 0	
								76	H	North Dakota St.	2 1	
								80	H	Jacksonville	6 0	
								80	H	Jacksonville	7 1	
								81	H	Fla. Gulf Coast	5 0	
								81	H	Fla. Gulf Coast	7 1	
								87	A	North Florida	5 0	
								87	A	North Florida	8 1	
								93	H	North Carolina St.	8 0	
				LAST 10 GAMES								
				21	N	Georgia Tech	1 9					
				93	N	North Carolina St.	6 2					
				50	A	Maryland	3 4					
				50	A	Maryland	4 3					
				50	A	Maryland	1 4					

Non-Div. I Games:

Florida St.

RPI	S	Opponent	Score	
93	H	North Carolina St.	6	0
93	H	North Carolina St.	7	1
93	N	North Carolina St.	6	2
95	H	Ole Miss	8	0
95	H	Ole Miss	10	6
97	H	Coastal Caro.	6	1
99	H	Boston College	5	0
99	H	Boston College	2	0
99	H	Boston College	12	4

87	A	North Florida	5	0
87	A	North Florida	8	1
99	H	Boston College	5	0
99	H	Boston College	2	0
99	H	Boston College	12	4

Average RPI Win:		100	WON-LOST		WINNING		LAST 10		STRENGTH OF		OPP. STRENGTH		TEAM		ADJ		CONF.		ADJ CONF.					
Average RPI Loss:		55	RECORD		PCT. RANK		GAMES		SCHEDULE		OF SCHEDULE		RPI		RPI		RPI		RPI					
DIV. I ONLY			45-11-0		.80357		11		5-5-0		37		42		15		.64029		17		5		5	
DIV. I NON-CONF.			28-5-0		.84848		15		1-0-0		27		51		11		.64881		10		6		6	
TOTALS		RPI 1-25		RPI 26-50		W-L RECORDS		RPI 51-100		RPI 101-150		RPI 150+												
45-11-0		4-5-0		5-2-0		OVERALL		16-2-0		12-1-0		8-1-0												
30-2-0		2-1-0		4-0-0		HOME		7-0-0		10-0-0		7-1-0												
7-5-0		2-4-0		0-0-0		AWAY		5-1-0		0-0-0		0-0-0												
8-4-0		0-0-0		1-2-0		NEUTRAL		4-1-0		2-1-0		1-0-0												
28-5-0		3-1-0		5-1-0		NON-CONFERENCE		8-1-0		6-1-0		6-1-0												
19-2-0		2-1-0		4-0-0		HOME		4-0-0		4-0-0		5-1-0												
1-0-0		1-0-0		0-0-		AWAY		0-0-0		0-0-0		0-0-0												
8-3-0		0-0-0		1-1-0		NEUTRAL		4-1-0		2-1-0		1-0-0												
17-6-0		1-4-0		0-1-0		CONFERENCE		8-1-0		6-0-0		2-0-0												
11-0-0		0-0-0		0-0-0		HOME		3-0-0		6-0-0		2-0-0												
6-5-0		1-4-0		0-0-0		AWAY		5-1-0		0-0-0		0-0-0												
0-1-0		0-0-0		0-1-0		NEUTRAL		0-0-0		0-0-0		0-0-0												
RPI	S	Opponent		Score		RPI	S	Opponent		Score		RPI	S	Opponent		Score		RPI	S	Opponent		Score		
7	A	Florida		4 1		26	N	DePaul		0 6		51	H	Northwestern		2 1		105	H	Penn St.		7 0		
7	H	Florida		2 3		29	H	Virginia Tech		2 0		52	H	Illinois St.		1 0		113	H	St. John's (NY)		5 2		
10	A	Louisville		1 4		34	H	Massachusetts		2 1		52	N	Illinois St.		6 3		113	H	St. John's (NY)		9 1		
10	A	Louisville		0 9		35	N	Mississippi St.		1 0		54	H	Wisconsin		5 0		113	H	St. John's (NY)		6 0		
16	H	Florida St.		2 1		44	N	Boston U.		3 5		57	N	Illinois		8 0		119	H	Central Mich.		6 2		
22	A	Syracuse		0 7		47	H	Arkansas		7 6		64	N	Miami (OH)		1 2		119	H	Central Mich.		5 2		
22	A	Syracuse		4 3		48	H	Ga. Southern		2 0		65	A	Pittsburgh		3 2		122	N	Loyola Marymount		4 6		
22	A	Syracuse		0 2								65	A	Pittsburgh		4 0		123	H	LIU Brooklyn		10 2		
25	H	Michigan		2 0								65	A	Pittsburgh		5 0		129	N	Central Conn. St.		10 0		
												67	H	Rutgers		11 0		130	N	Kent St.		1 0		
												67	H	Rutgers		9 0		137	H	Villanova		3 2		
												67	H	Rutgers		1 0		137	H	Villanova		2 1		
												81	H	Fla. Gulf Coast		4 2		137	H	Villanova		4 0		
												91	A	Connecticut		11 3		177	N	Northern Ill.		5 1		
												91	A	Connecticut		6 2		181	H	Maine		8 1		
												91	A	Connecticut		3 7		183	H	Fairfield		1 2		
												99	N	Boston College		6 3		193	H	Providence		5 0		
												100	N	Harvard		4 2		193	H	Providence		5 0		
																		198	H	Bethune-Cookman		3 1		
																		204	H	Toledo		2 0		
																		236	H	Canisius		1 0		
																		266	H	Hartford		7 1		
LAST 10 GAMES																								
26 N DePaul						0 6						137 H Villanova						2 1						
22 A Syracuse						0 7						137 H Villanova						4 0						
22 A Syracuse						4 3						198 H Bethune-Cookman						3 1						
22 A Syracuse						0 2						10 A Louisville						0 9						
137 H Villanova						3 2						10 A Louisville						1 4						

Average RPI Win:	105	WON-LOST RECORD	WINNING PCT. RANK	LAST 10 GAMES	STRENGTH OF SCHEDULE	OPP. STRENGTH OF SCHEDULE	TEAM RPI	ADJ RPI	CONF. RPI	ADJ CONF. RPI		
DIV. I ONLY		36-17-0	.67925	43	2-8-0	12	15	19	.63638	18	1	1
DIV. I NON-CONF.		29-1-0	.96667	3	0-0-0	73	87	9	.65138	7	1	1
<hr/>												
TOTALS	RPI 1-25	RPI 26-50		W-L RECORDS		RPI 51-100		RPI 101-150		RPI 150+		
36-17-0	7-17-0	4-0-0		OVERALL		11-0-0		5-0-0		9-0-0		
9-7-0	2-7-0	0-0-0		HOME		3-0-0		0-0-0		4-0-0		
6-9-0	2-9-0	0-0-0		AWAY		2-0-0		1-0-0		1-0-0		
21-1-0	3-1-0	4-0-0		NEUTRAL		6-0-0		4-0-0		4-0-0		
29-1-0	3-1-0	4-0-0		NON-CONFERENCE		8-0-0		5-0-0		9-0-0		
4-0-0	0-0-0	0-0-0		HOME		0-0-0		0-0-0		4-0-0		
4-0-0	0-0-0	0-0-		AWAY		2-0-0		1-0-0		1-0-0		
21-1-0	3-1-0	4-0-0		NEUTRAL		6-0-0		4-0-0		4-0-0		
7-16-0	4-16-0	0-0-0		CONFERENCE		3-0-0		0-0-0		0-0-0		
5-7-0	2-7-0	0-0-0		HOME		3-0-0		0-0-0		0-0-0		
2-9-0	2-9-0	0-0-0		AWAY		0-0-0		0-0-0		0-0-0		
0-0-0	0-0-0	0-0-0		NEUTRAL		0-0-0		0-0-0		0-0-0		
RPI	S	Opponent	Score	RPI	S	Opponent	Score	RPI	S	Opponent	Score	
1	A	California	1 2	26	N	DePaul	9 1	51	N	Northwestern	10 3	
1	A	California	3 5	30	N	Notre Dame	7 2	58	N	Boise St.	7 4	
1	A	California	4 6	39	N	Texas St.	12 3	62	N	Nebraska	6 3	
3	H	Arizona St.	1 18	41	N	UCF	1 0	62	N	Nebraska	4 0	
3	H	Arizona St.	4 5					71	H	Utah	5 1	
3	H	Arizona St.	3 6					71	H	Utah	3 1	
7	N	Florida	5 2					71	H	Utah	6 1	
8	N	Texas A&M	8 2					78	N	Iowa	4 3	
9	A	Oregon	6 3					94	N	San Jose St.	9 4	
9	A	Oregon	3 5					96	A	Pacific	6 4	
11	H	Arizona	0 2					96	A	Pacific	5 4	
11	H	Arizona	7 5									
11	H	Arizona	3 5									
13	H	UCLA	5 7									
13	H	UCLA	0 5									
13	H	UCLA	5 2									
14	N	Missouri	0 2									
15	N	Georgia	7 5									
19	A	Stanford	0 10									
19	A	Stanford	0 4									
19	A	Stanford	0 1									
24	A	Oregon St.	7 6	LAST 10 GAMES								
24	A	Oregon St.	3 4	19	A	Stanford	0 10	3	H	Arizona St.	1 18	
24	A	Oregon St.	2 3	19	A	Stanford	0 1	24	A	Oregon St.	2 3	
				19	A	Stanford	0 4	24	A	Oregon St.	7 6	
				3	H	Arizona St.	4 5	24	A	Oregon St.	3 4	
				3	H	Arizona St.	3 6	13	H	UCLA	5 2	

Non-Div. I Games:

Washington

Average RPI Win:		94	WON-LOST RECORD		WINNING PCT. RANK	LAST 10 GAMES		STRENGTH OF SCHEDULE		OPP. STRENGTH OF SCHEDULE	TEAM RPI	ADJ RPI		CONF. RPI	ADJ CONF. RPI		
DIV. I ONLY			38-17-0		.69091	41	6-4-0		27	7	20	.63158		19	1	1	
DIV. I NON-CONF.			27-4-0		.87097	14	1-0-0		190	46	28	.59566		25	1	1	
TOTALS		RPI 1-25		RPI 26-50		W-L RECORDS		RPI 51-100		RPI 101-150		RPI 150+					
38-17-0		11-13-0		1-0-0		OVERALL		10-2-0		7-2-0		9-0-0					
19-6-0		7-5-0		0-0-0		HOME		4-0-0		2-1-0		6-0-0					
5-10-0		2-7-0		0-0-0		AWAY		2-2-0		0-1-0		1-0-0					
14-1-0		2-1-0		1-0-0		NEUTRAL		4-0-0		5-0-0		2-0-0					
27-4-0		2-1-0		1-0-0		NON-CONFERENCE		8-1-0		7-2-0		9-0-0					
12-1-0		0-0-0		0-0-0		HOME		4-0-0		2-1-0		6-0-0					
1-2-0		0-0-0		0-0-		AWAY		0-1-0		0-1-0		1-0-0					
14-1-0		2-1-0		1-0-0		NEUTRAL		4-0-0		5-0-0		2-0-0					
11-13-0		9-12-0		0-0-0		CONFERENCE		2-1-0		0-0-0		0-0-0					
7-5-0		7-5-0		0-0-0		HOME		0-0-0		0-0-0		0-0-0					
4-8-0		2-7-0		0-0-0		AWAY		2-1-0		0-0-0		0-0-0					
0-0-0		0-0-0		0-0-0		NEUTRAL		0-0-0		0-0-0		0-0-0					
RPI	S	Opponent		Score		RPI	S	Opponent		Score		RPI	S	Opponent		Score	
1	H	California		0	9	45	N	San Diego St.		8	3	51	N	Northwestern		1	0
1	H	California		0	8							63	N	FIU		10	0
1	H	California		3	4							71	A	Utah		0	6
3	A	Arizona St.		9	11							71	A	Utah		9	1
3	A	Arizona St.		1	7							71	A	Utah		12	9
3	A	Arizona St.		0	5							85	N	East Carolina		3	1
6	N	Oklahoma		5	0							92	N	Indiana		7	3
8	N	Texas A&M		9	10							94	A	San Jose St.		1	2
9	H	Oregon		8	12							94	H	San Jose St.		7	2
9	H	Oregon		7	6							95	H	Ole Miss		8	4
9	H	Oregon		5	8							95	H	Ole Miss		13	5
11	A	Arizona		1	9							96	H	Pacific		5	0
11	A	Arizona		4	1												
11	A	Arizona		1	3												
13	A	UCLA		11	9												
13	A	UCLA		4	12												
13	A	UCLA		2	5												
18	H	Washington		1	0												
18	H	Washington		10	0												
18	H	Washington		4	0												
23	N	Texas Tech		7	1												
24	H	Oregon St.		8	4												
24	H	Oregon St.		7	0												
24	H	Oregon St.		8	0												
						LAST 10 GAMES											
						71	A	Utah		12	9	18	H	Washington		4	0
						71	A	Utah		9	1	254	H	Santa Clara		12	1
						71	A	Utah		0	6	3	A	Arizona St.		1	7
						18	H	Washington		10	0	3	A	Arizona St.		0	5
						18	H	Washington		1	0	3	A	Arizona St.		9	11

Non-Div. I Games:

Stanford

Average RPI Win: 120		WON-LOST RECORD		WINNING PCT. RANK		LAST 10 GAMES		STRENGTH OF SCHEDULE		OPP. STRENGTH OF SCHEDULE		TEAM RPI		ADJ RPI		CONF. RPI		ADJ CONF. RPI	
DIV. I ONLY		44-7-0		.86275 6		7-3-0		75		64		18		.62763 20		10		10	
DIV. I NON-CONF.		26-2-0		.92857 5		0-0-0		48		49		7		.651 8		10		10	
TOTALS		RPI 1-25		RPI 26-50		W-L RECORDS		RPI 51-100		RPI 101-150		RPI 150+							
44-7-0		3-2-0		3-2-0		OVERALL		11-2-0		12-1-0		15-0-0							
26-3-0		3-2-0		2-0-0		HOME		9-1-0		4-0-0		8-0-0							
12-2-0		0-0-0		1-1-0		AWAY		1-0-0		6-1-0		4-0-0							
6-2-0		0-0-0		0-1-0		NEUTRAL		1-1-0		2-0-0		3-0-0							
26-2-0		3-2-0		2-0-0		NON-CONFERENCE		5-0-0		7-0-0		9-0-0							
18-2-0		3-2-0		2-0-0		HOME		4-0-0		4-0-0		5-0-0							
3-0-0		0-0-0		0-0-		AWAY		1-0-0		1-0-0		1-0-0							
5-0-0		0-0-0		0-0-0		NEUTRAL		0-0-0		2-0-0		3-0-0							
18-5-0		0-0-0		1-2-0		CONFERENCE		6-2-0		5-1-0		6-0-0							
8-1-0		0-0-0		0-0-0		HOME		5-1-0		0-0-0		3-0-0							
9-2-0		0-0-0		1-1-0		AWAY		0-0-0		5-1-0		3-0-0							
1-2-0		0-0-0		0-1-0		NEUTRAL		1-1-0		0-0-0		0-0-0							
RPI S	Opponent		Score		RPI S	Opponent		Score		RPI S	Opponent		Score		RPI S	Opponent		Score	
1 H	California		3	1	26 H	DePaul		5	0	55 H	Radford		11	3	104 H	UC Santa Barbara		5	0
5 H	Texas		0	4	26 H	DePaul		9	2	55 H	Radford		5	1	106 A	New Mexico St.		9	1
8 H	Texas A&M		1	3	33 A	BYU		1	0	55 H	Radford		4	0	106 A	New Mexico St.		4	1
16 H	Florida St.		2	1	33 A	BYU		3	7	59 H	Fresno St.		11	3	106 A	New Mexico St.		4	3
16 H	Florida St.		1	0	33 N	BYU		4	6	59 H	Fresno St.		1	0	109 A	UNLV		12	2
								59 H	Fresno St.		2	0	117 H	Robert Morris		9	0		
								59 N	Fresno St.		7	9	128 N	Portland St.		11	3		
								71 A	Utah		7	3	140 A	Nevada		0	4		
								74 H	Southern Ill.		7	1	140 A	Nevada		6	2		
								94 H	San Jose St.		8	0	140 A	Nevada		6	0		
								94 H	San Jose St.		4	1	146 N	Memphis		9	1		
								94 H	San Jose St.		2	4	149 H	UMKC		1	0		
								94 N	San Jose St.		5	1	149 H	UMKC		5	1		
												154 H	Louisiana Tech		9	1			
												154 H	Louisiana Tech		8	0			
												154 H	Louisiana Tech		9	1			
												180 A	Utah St.		18	0			
												180 A	Utah St.		10	3			
												180 A	Utah St.		9	2			
												182 N	UC Riverside		8	0			
												185 A	Utah Valley		6	1			
												201 H	Winthrop		2	1			
												211 N	Cal St. Northridge		8	0			
												218 H	Marist		6	0			
												218 H	Marist		4	0			
												231 H	Seattle		6	2			
												231 H	Seattle		21	0			

RPI	S	Opponent	Score	
234	N	Idaho St.	14	0

Hawaii

H
a
w
a
i
i

H
a
w
a
i
i

Average RPI Win:		89	WON-LOST		WINNING		LAST 10		STRENGTH OF		OPP. STRENGTH		TEAM		ADJ		CONF.		ADJ CONF.					
Average RPI Loss:		45	RECORD		PCT. RANK		GAMES		SCHEDULE		OF SCHEDULE		RPI		RPI		RPI		RPI					
DIV. I ONLY			36-21-0		.63158		60		5-5-0		10		24		22		.62448		21		4		4	
DIV. I NON-CONF.			21-13-0		.61765		77		0-0-0		7		29		25		.60682		23		4		4	
TOTALS		RPI 1-25		RPI 26-50		W-L RECORDS		RPI 51-100		RPI 101-150		RPI 150+												
36-21-0		6-6-0		8-9-0		OVERALL		13-4-0		1-1-0		8-1-0												
18-5-0		1-0-0		7-1-0		HOME		5-3-0		0-1-0		5-0-0												
5-9-0		1-4-0		0-4-0		AWAY		4-1-0		0-0-0		0-0-0												
13-7-0		4-2-0		1-4-0		NEUTRAL		4-0-0		1-0-0		3-1-0												
21-13-0		4-4-0		2-6-0		NON-CONFERENCE		6-1-0		1-1-0		8-1-0												
10-1-0		1-0-0		2-0-0		HOME		2-0-0		0-1-0		5-0-0												
1-5-0		0-2-0		0-0-		AWAY		1-1-0		0-0-0		0-0-0												
10-7-0		3-2-0		0-4-0		NEUTRAL		3-0-0		1-0-0		3-1-0												
15-8-0		2-2-0		6-3-0		CONFERENCE		7-3-0		0-0-0		0-0-0												
8-4-0		0-0-0		5-1-0		HOME		3-3-0		0-0-0		0-0-0												
4-4-0		1-2-0		0-2-0		AWAY		3-0-0		0-0-0		0-0-0												
3-0-0		1-0-0		1-0-0		NEUTRAL		1-0-0		0-0-0		0-0-0												
RPI	S	Opponent		Score		RPI	S	Opponent		Score		RPI	S	Opponent		Score		RPI	S	Opponent		Score		
2	N	Alabama		9 12		26	N	DePaul		2 4		52	N	Illinois St.		6 0		115	N	UT Martin		8 6		
4	N	Tennessee		0 9		27	A	LSU		1 2		60	H	Virginia		2 13		139	H	Jacksonville St.		6 13		
6	N	Oklahoma		1 0		28	A	North Carolina		4 6		60	H	Virginia		1 3		165	H	SIU Edwardsville		9 1		
11	N	Arizona		2 1		28	A	North Carolina		2 3		60	H	Virginia		1 3		187	N	Cal Poly		8 5		
12	A	La.-Lafayette		2 10		29	H	Virginia Tech		5 0		60	N	Virginia		6 4		196	N	Elon		3 6		
12	A	La.-Lafayette		11 12		29	H	Virginia Tech		2 5		62	N	Nebraska		6 5		201	N	Winthrop		5 0		
15	H	Georgia		2 0		29	H	Virginia Tech		5 0		73	A	Kennesaw St.		6 3		205	H	Furman		8 2		
16	A	Florida St.		5 4		29	N	Virginia Tech		9 1		73	H	Kennesaw St.		9 1		205	H	Furman		4 2		
16	A	Florida St.		6 7		31	A	Auburn		5 12		75	A	Georgia St.		1 2		208	H	Western Caro.		9 4		
16	A	Florida St.		3 4		34	N	Massachusetts		0 1		75	H	Georgia St.		3 2		208	H	Western Caro.		4 2		
16	N	Florida St.		9 1		35	N	Mississippi St.		3 5		79	N	Western Ky.		5 3		243	N	Southeastern La.		8 0		
24	N	Oregon St.		9 8		45	N	San Diego St.		2 3		93	A	North Carolina St.		6 4								
						48	H	Ga. Southern		1 0		93	A	North Carolina St.		6 3								
						48	H	Ga. Southern		5 1		93	A	North Carolina St.		5 2								
						50	H	Maryland		9 6		99	H	Boston College		9 4								
						50	H	Maryland		6 1		99	H	Boston College		8 0								
						50	H	Maryland		5 0		99	H	Boston College		4 0								
						LAST 10 GAMES																		
						29	N	Virginia Tech		9 1		29	H	Virginia Tech		5 0								
						16	N	Florida St.		9 1		28	A	North Carolina		4 6								
						60	N	Virginia		6 4		28	A	North Carolina		2 3								
						29	H	Virginia Tech		5 0		16	A	Florida St.		3 4								
						29	H	Virginia Tech		2 5		16	A	Florida St.		6 7								

Average RPI Win: 102		WON-LOST RECORD		WINNING PCT. RANK		LAST 10 GAMES		STRENGTH OF SCHEDULE		OPP. STRENGTH OF SCHEDULE		TEAM RPI		ADJ RPI		CONF. RPI		ADJ CONF. RPI					
DIV. I ONLY		40-14-0		.74074 21		7-3-0		41		27		21		.62261 22		5		5					
DIV. I NON-CONF.		23-8-0		.74194 35		0-0-0		30		42		20		.61408 20		6		6					
TOTALS		RPI 1-25		RPI 26-50		W-L RECORDS		RPI 51-100		RPI 101-150		RPI 150+											
40-14-0		3-5-0		7-4-0		OVERALL		13-3-0		4-2-0		13-0-0											
13-2-0		2-1-0		0-0-0		HOME		4-1-0		0-0-0		7-0-0											
13-3-0		0-0-0		4-2-0		AWAY		3-0-0		2-1-0		4-0-0											
14-9-0		1-4-0		3-2-0		NEUTRAL		6-2-0		2-1-0		2-0-0											
23-8-0		1-4-0		4-2-0		NON-CONFERENCE		6-2-0		2-0-0		10-0-0											
4-0-0		0-0-0		0-0-0		HOME		0-0-0		0-0-0		4-0-0											
5-0-0		0-0-0		1-0-		AWAY		0-0-0		0-0-0		4-0-0											
14-8-0		1-4-0		3-2-0		NEUTRAL		6-2-0		2-0-0		2-0-0											
17-6-0		2-1-0		3-2-0		CONFERENCE		7-1-0		2-2-0		3-0-0											
9-2-0		2-1-0		0-0-0		HOME		4-1-0		0-0-0		3-0-0											
8-3-0		0-0-0		3-2-0		AWAY		3-0-0		2-1-0		0-0-0											
0-1-0		0-0-0		0-0-0		NEUTRAL		0-0-0		0-1-0		0-0-0											
RPI	S	Opponent		Score		RPI	S	Opponent		Score		RPI	S	Opponent		Score		RPI	S	Opponent		Score	
1	N	California		3	6	26	A	DePaul		2	3	51	N	Northwestern		9	3	108	N	McNeese St.		11	2
11	N	Arizona		1	11	26	A	DePaul		5	3	60	N	Virginia		3	1	113	A	St. John's (NY)		1	6
11	N	Arizona		0	5	28	A	North Carolina		6	2	64	N	Miami (OH)		1	0	113	A	St. John's (NY)		12	6
13	N	UCLA		3	6	29	N	Virginia Tech		5	0	65	H	Pittsburgh		4	1	113	A	St. John's (NY)		11	7
17	H	South Fla.		2	0	30	A	Notre Dame		3	4	65	H	Pittsburgh		8	0	113	N	St. John's (NY)		1	2
17	H	South Fla.		3	4	30	A	Notre Dame		8	2	67	H	Rutgers		5	3	132	N	UC Davis		5	3
17	H	South Fla.		7	0	30	A	Notre Dame		3	2	67	H	Rutgers		1	0	152	N	Bradley		5	0
25	N	Michigan		4	2	31	N	Auburn		0	5	67	H	Rutgers		1	3	156	A	Fla. Atlantic		10	2
						37	N	Baylor		2	1	73	N	Kennesaw St.		8	1	156	A	Fla. Atlantic		4	0
						39	N	Texas St.		4	0	80	N	Jacksonville		2	0	159	H	Binghamton		2	0
						44	N	Boston U.		0	1	80	N	Jacksonville		2	1	159	H	Binghamton		6	1
												82	N	S.C. Upstate		1	3	169	H	Seton Hall		5	3
												91	A	Connecticut		2	0	169	H	Seton Hall		2	0
												91	A	Connecticut		5	2	169	H	Seton Hall		12	1
												91	A	Connecticut		4	3	202	A	Cornell		10	1
												96	N	Pacific		2	5	202	A	Cornell		8	1
																		211	N	Cal St. Northridge		10	2
																		236	H	Canisius		6	5
																		244	H	Colgate		6	0
LAST 10 GAMES																							
						113	N	St. John's (NY)		1	2	91	A	Connecticut		5	2						
						17	H	South Fla.		7	0	91	A	Connecticut		2	0						
						17	H	South Fla.		3	4	26	A	DePaul		5	3						
						17	H	South Fla.		2	0	26	A	DePaul		2	3						
						91	A	Connecticut		4	3	67	H	Rutgers		1	0						

Non-Div. I Games:

Syracuse

Average RPI Win:		116	WON-LOST RECORD		WINNING PCT. RANK		LAST 10 GAMES		STRENGTH OF SCHEDULE		OPP. STRENGTH OF SCHEDULE		TEAM RPI		ADJ RPI		CONF. RPI		ADJ CONF. RPI						
DIV. I ONLY			39-15-0		.72222		26		6-4-0		46		25		24		.62168		23		2		2		
DIV. I NON-CONF.			26-5-0		.83871		18		0-0-0		160		116		34		.58732		37		3		3		
TOTALS		RPI 1-25		RPI 26-50		W-L RECORDS		RPI 51-100		RPI 101-150		RPI 150+													
39-15-0		5-9-0		8-4-0		OVERALL		6-1-0		6-0-0		14-1-0													
17-4-0		2-2-0		4-2-0		HOME		2-0-0		3-0-0		6-0-0													
8-6-0		3-5-0		1-1-0		AWAY		2-0-0		0-0-0		2-0-0													
14-5-0		0-2-0		3-1-0		NEUTRAL		2-1-0		3-0-0		6-1-0													
26-5-0		0-2-0		3-1-0		NON-CONFERENCE		6-1-0		3-0-0		14-1-0													
8-0-0		0-0-0		0-0-0		HOME		2-0-0		0-0-0		6-0-0													
4-0-0		0-0-0		0-0-		AWAY		2-0-0		0-0-0		2-0-0													
14-5-0		0-2-0		3-1-0		NEUTRAL		2-1-0		3-0-0		6-1-0													
13-10-0		5-7-0		5-3-0		CONFERENCE		0-0-0		3-0-0		0-0-0													
9-4-0		2-2-0		4-2-0		HOME		0-0-0		3-0-0		0-0-0													
4-6-0		3-5-0		1-1-0		AWAY		0-0-0		0-0-0		0-0-0													
0-0-0		0-0-0		0-0-0		NEUTRAL		0-0-0		0-0-0		0-0-0													
RPI	S	Opponent		Score		RPI	S	Opponent		Score		RPI	S	Opponent		Score		RPI	S	Opponent		Score			
4	N	Tennessee		0	1	26	N	DePaul		2	1	51	N	Northwestern		6	14	111	N	Long Beach St.		2	0		
5	A	Texas		0	8	37	H	Baylor		4	8	83	N	North Texas		10	0	121	H	Iowa St.		6	2		
5	A	Texas		1	2	37	H	Baylor		6	5	88	A	Stony Brook		4	1	121	H	Iowa St.		5	3		
5	H	Texas		5	2	37	H	Baylor		3	1	88	A	Stony Brook		6	3	121	H	Iowa St.		19	7		
6	A	Oklahoma		5	4	38	H	Oklahoma St.		0	5	89	N	Ohio St.		7	4	128	N	Portland St.		5	1		
6	A	Oklahoma		1	3	38	H	Oklahoma St.		2	1	98	H	New Mexico		8	5	150	N	Monmouth		4	2		
6	A	Oklahoma		1	4	38	H	Oklahoma St.		8	4	98	H	New Mexico		9	4	159	H	Binghamton		8	2		
8	H	Texas A&M		6	9	39	N	Texas St.		1	3							159	H	Binghamton		4	3		
8	H	Texas A&M		0	9	39	N	Texas St.		6	0							159	H	Binghamton		7	2		
8	H	Texas A&M		8	6	45	N	San Diego St.		5	4							169	A	Seton Hall		9	0		
14	A	Missouri		2	0	46	A	Kansas		4	1							169	A	Seton Hall		11	0		
14	A	Missouri		5	4	46	A	Kansas		4	5							180	N	Utah St.		11	2		
14	A	Missouri		1	4													187	N	Cal Poly		0	3		
19	N	Stanford		1	7													206	N	UTEP		5	2		
														212	N	Stephen F. Austin		2	1						
														221	H	Texas-Arlington		9	1						
														221	H	Texas-Arlington		2	0						
														221	H	Texas-Arlington		7	1						
														234	N	Idaho St.		8	4						
														273	N	Manhattan		13	2						
														273	N	Manhattan		7	2						
														LAST 10 GAMES											
														37	H	Baylor		6	5						
														37	H	Baylor		4	8						
														37	H	Baylor		3	1						
														8	H	Texas A&M		8	6						
														8	H	Texas A&M		0	9						

Non-Div. I Games: Midwestern St. 10 2

Texas Tech

Average RPI Win:		94	WON-LOST RECORD		WINNING PCT. RANK	LAST 10 GAMES		STRENGTH OF SCHEDULE		OPP. STRENGTH OF SCHEDULE	TEAM RPI	ADJ RPI	CONF. RPI	ADJ CONF. RPI			
DIV. I ONLY			34-21-0		.61818	70		18		11	27	.61831	24	1	1		
DIV. I NON-CONF.			25-7-0		.78125	29		119		59	37	.58943	33	1	1		
TOTALS		RPI 1-25		RPI 26-50		W-L RECORDS		RPI 51-100		RPI 101-150		RPI 150+					
34-21-0		7-14-0		4-2-0		OVERALL		8-4-0		7-1-0		8-0-0					
7-6-0		5-6-0		0-0-0		HOME		0-0-0		2-0-0		0-0-0					
8-9-0		2-7-0		0-1-0		AWAY		2-1-0		1-0-0		3-0-0					
19-6-0		0-1-0		4-1-0		NEUTRAL		6-3-0		4-1-0		5-0-0					
25-7-0		0-1-0		4-2-0		NON-CONFERENCE		6-3-0		7-1-0		8-0-0					
2-0-0		0-0-0		0-0-0		HOME		0-0-0		2-0-0		0-0-0					
4-1-0		0-0-0		0-0-		AWAY		0-0-0		1-0-0		3-0-0					
19-6-0		0-1-0		4-1-0		NEUTRAL		6-3-0		4-1-0		5-0-0					
9-14-0		7-13-0		0-0-0		CONFERENCE		2-1-0		0-0-0		0-0-0					
5-6-0		5-6-0		0-0-0		HOME		0-0-0		0-0-0		0-0-0					
4-8-0		2-7-0		0-0-0		AWAY		2-1-0		0-0-0		0-0-0					
0-0-0		0-0-0		0-0-0		NEUTRAL		0-0-0		0-0-0		0-0-0					
RPI	S	Opponent		Score		RPI	S	Opponent		Score		RPI	S	Opponent		Score	
1	H	California		1	4	28	N	North Carolina		8	1	51	N	Northwestern		5	3
1	H	California		2	4	30	N	Notre Dame		3	2	62	N	Nebraska		11	3
1	H	California		1	9	30	N	Notre Dame		1	8	63	N	FIU		1	4
3	H	Arizona St.		2	3	33	N	BYU		22	5	65	N	Pittsburgh		3	2
3	H	Arizona St.		4	2	41	N	UCF		2	1	71	A	Utah		6	8
9	H	Oregon		2	8	45	A	San Diego St.		6	7	71	A	Utah		10	2
9	H	Oregon		5	4							71	A	Utah		5	4
9	H	Oregon		7	1							78	N	Iowa		2	1
11	A	Arizona		4	0							89	N	Ohio St.		4	3
11	A	Arizona		1	3							92	N	Indiana		4	3
11	A	Arizona		4	12							98	N	New Mexico		6	10
13	A	UCLA		0	8							100	N	Harvard		2	3
13	A	UCLA		4	8												
13	A	UCLA		7	5												
18	H	Washington		3	2												
18	H	Washington		6	7												
18	H	Washington		4	3												
19	A	Stanford		0	7												
19	A	Stanford		4	8												
19	A	Stanford		0	8												
21	N	Georgia Tech		8	9												
LAST 10 GAMES																	
11	A	Arizona		1	3	1	H	California		1	9						
11	A	Arizona		4	0	71	A	Utah		5	4						
11	A	Arizona		4	12	71	A	Utah		6	8						
1	H	California		1	4	71	A	Utah		10	2						
1	H	California		2	4	128	H	Portland St.		2	0						

Non-Div. I Games:

Oregon St.

Average RPI Win:	98	WON-LOST RECORD	WINNING PCT. RANK	LAST 10 GAMES	STRENGTH OF SCHEDULE	OPP. STRENGTH OF SCHEDULE	TEAM RPI	ADJ RPI	CONF. RPI	ADJ CONF. RPI		
Div. I ONLY		39-15-0	.72222	26	8-2-0	43	31	23	.61594	25	6	6
Div. I NON-CONF.		20-10-0	.66667	52	1-0-0	5	9	19	.62306	19	5	5
<hr/>												
TOTALS	RPI 1-25	RPI 26-50		W-L RECORDS		RPI 51-100		RPI 101-150		RPI 150+		
39-15-0	1-6-0	6-2-0		OVERALL		14-6-0		8-1-0		10-0-0		
12-3-0	0-0-0	0-0-0		HOME		4-2-0		4-1-0		4-0-0		
12-5-0	0-2-0	1-0-0		AWAY		8-3-0		1-0-0		2-0-0		
15-7-0	1-4-0	5-2-0		NEUTRAL		2-1-0		3-0-0		4-0-0		
<hr/>												
20-10-0	1-6-0	6-2-0		NON-CONFERENCE		2-1-0		4-1-0		7-0-0		
3-1-0	0-0-0	0-0-0		HOME		0-0-0		1-1-0		2-0-0		
3-2-0	0-2-0	1-0-		AWAY		0-0-0		1-0-0		1-0-0		
14-7-0	1-4-0	5-2-0		NEUTRAL		2-1-0		2-0-0		4-0-0		
<hr/>												
19-5-0	0-0-0	0-0-0		CONFERENCE		12-5-0		4-0-0		3-0-0		
9-2-0	0-0-0	0-0-0		HOME		4-2-0		3-0-0		2-0-0		
9-3-0	0-0-0	0-0-0		AWAY		8-3-0		0-0-0		1-0-0		
1-0-0	0-0-0	0-0-0		NEUTRAL		0-0-0		1-0-0		0-0-0		
<hr/>												
RPI S	Opponent	Score		RPI S	Opponent	Score		RPI S	Opponent	Score		
3 N	Arizona St.	0	1	27 A	LSU	2	1	52 N	Illinois St.	1	5	
6 N	Oklahoma	0	2	30 N	Notre Dame	2	1	52 N	Illinois St.	3	1	
10 A	Louisville	1	2	31 N	Auburn	4	0	54 A	Wisconsin	7	5	
12 N	La.-Lafayette	7	10	34 N	Massachusetts	0	1	54 A	Wisconsin	5	1	
13 N	UCLA	5	3	35 N	Mississippi St.	3	1	56 H	Purdue	8	5	
17 A	South Fla.	0	2	36 N	Kentucky	3	0	56 H	Purdue	8	0	
22 N	Syracuse	2	4	49 N	Hofstra	3	2	56 H	Purdue	2	1	
				50 N	Maryland	3	7	57 H	Illinois	0	2	
								57 H	Illinois	2	1	
								57 H	Illinois	1	5	
								60 N	Virginia	7	1	
								69 A	Minnesota	4	6	
								69 A	Minnesota	0	1	
								69 A	Minnesota	5	3	
								89 A	Ohio St.	11	4	
								89 A	Ohio St.	6	5	
								89 A	Ohio St.	10	2	
								92 A	Indiana	2	7	
								92 A	Indiana	3	2	
								92 A	Indiana	7	2	
<hr/>												
LAST 10 GAMES												
				56 H	Purdue	8	0	168 H	Eastern Mich.	4	2	
				56 H	Purdue	8	5	57 H	Illinois	0	2	
				56 H	Purdue	2	1	57 H	Illinois	2	1	
				54 A	Wisconsin	7	5	57 H	Illinois	1	5	
				54 A	Wisconsin	5	1	69 A	Minnesota	5	3	

Non-Div. I Games:

Michigan

Average RPI Win: 110		WON-LOST	WINNING	LAST 10	STRENGTH OF		OPP. STRENGTH	TEAM	ADJ	CONF.	ADJ CONF.
Average RPI Loss: 44		RECORD	PCT. RANK	GAMES	SCHEDULE		OF SCHEDULE	RPI	RPI	RPI	RPI
DIV. I ONLY		35-20-0	.63636	58	7-3-0		17	33	26	.61463	26
DIV. I NON-CONF.		20-11-0	.64516	61	1-0-0		8	7	22	.60991	22
TOTALS		RPI 1-25	RPI 26-50		W-L RECORDS		RPI 51-100		RPI 101-150		RPI 150+
35-20-0		5-11-0	5-3-0		OVERALL		8-3-0		4-2-0		13-1-0
9-4-0		3-2-0	0-0-0		HOME		4-1-0		0-0-0		2-1-0
11-10-0		0-4-0	0-3-0		AWAY		3-2-0		1-1-0		7-0-0
15-6-0		2-5-0	5-0-0		NEUTRAL		1-0-0		3-1-0		4-0-0
20-11-0		1-8-0	5-0-0		NON-CONFERENCE		5-1-0		4-2-0		5-0-0
2-0-0		0-0-0	0-0-0		HOME		2-0-0		0-0-0		0-0-0
4-6-0		0-4-0	0-0-		AWAY		2-1-0		1-1-0		1-0-0
14-5-0		1-4-0	5-0-0		NEUTRAL		1-0-0		3-1-0		4-0-0
15-9-0		4-3-0	0-3-0		CONFERENCE		3-2-0		0-0-0		8-1-0
7-4-0		3-2-0	0-0-0		HOME		2-1-0		0-0-0		2-1-0
7-4-0		0-0-0	0-3-0		AWAY		1-1-0		0-0-0		6-0-0
1-1-0		1-1-0	0-0-0		NEUTRAL		0-0-0		0-0-0		0-0-0
RPI S	Opponent	Score	RPI S	Opponent	Score	RPI S	Opponent	Score	RPI S	Opponent	Score
1 N	California	0 2	27 N	LSU	3 1	51 H	Northwestern	6 1	109 A	UNLV	8 3
2 A	Alabama	7 9	30 A	Notre Dame	1 2	52 A	Illinois St.	6 1	110 N	Longwood	10 2
2 A	Alabama	3 4	30 A	Notre Dame	3 4	57 H	Illinois	3 0	110 N	Longwood	1 4
6 N	Oklahoma	1 18	30 A	Notre Dame	0 3	59 N	Fresno St.	4 0	127 A	Loyola Chicago	0 1
10 H	Louisville	3 0	33 N	BYU	8 2	63 A	FIU	2 3	149 N	UMKC	9 3
10 H	Louisville	3 4	34 N	Massachusetts	8 0	63 A	FIU	7 3	149 N	UMKC	5 2
10 H	Louisville	7 1	35 N	Mississippi St.	3 2	65 H	Pittsburgh	1 0	169 A	Seton Hall	4 3
10 N	Louisville	0 2	49 N	Hofstra	3 0	65 H	Pittsburgh	2 1	169 A	Seton Hall	3 0
17 N	South Fla.	6 0				65 H	Pittsburgh	3 6	169 A	Seton Hall	4 2
18 N	Washington	1 9				91 A	Connecticut	6 0	177 A	Northern Ill.	6 1
20 A	Hawaii	2 9				91 A	Connecticut	3 5	186 A	Georgetown	4 0
20 A	Hawaii	0 5							186 A	Georgetown	4 0
21 N	Georgia Tech	4 2							186 A	Georgetown	8 1
22 H	Syracuse	3 2							193 H	Providence	2 3
22 H	Syracuse	3 5							193 H	Providence	5 1
23 N	Texas Tech	1 2							193 H	Providence	2 0
									201 N	Winthrop	10 0
									231 N	Seattle	7 0
									251 N	Delaware	5 1
									251 N	Delaware	12 0
			LAST 10 GAMES								
			10 N	Louisville	0 2	51 H	Northwestern	6 1			
			17 N	South Fla.	6 0	169 A	Seton Hall	3 0			
			193 H	Providence	5 1	169 A	Seton Hall	4 2			
			193 H	Providence	2 3	169 A	Seton Hall	4 3			
			193 H	Providence	2 0	22 H	Syracuse	3 5			

Non-Div. I Games:

DePaul

Average RPI Win: 98		WON-LOST RECORD	WINNING PCT. RANK	LAST 10 GAMES	STRENGTH OF SCHEDULE	OPP. STRENGTH OF SCHEDULE	TEAM RPI	ADJ RPI	CONF. RPI	ADJ CONF. RPI											
Average RPI Loss: 24																					
DIV. I ONLY		34-22-0	.60714	79	2-8-0	16	13	28	.61212	27	3	3									
DIV. I NON-CONF.		19-8-0	.7037	45	0-0-0	40	47	29	.59506	27	2	2									
<hr/>																					
TOTALS		RPI 1-25		RPI 26-50		W-L RECORDS		RPI 51-100		RPI 101-150		RPI 150+									
34-22-0		4-14-0		10-6-0		OVERALL		4-1-0		9-1-0		7-0-0									
24-7-0		2-4-0		9-1-0		HOME		4-1-0		5-1-0		4-0-0									
7-11-0		2-7-0		0-4-0		AWAY		0-0-0		4-0-0		1-0-0									
3-4-0		0-3-0		1-1-0		NEUTRAL		0-0-0		0-0-0		2-0-0									
19-8-0		1-5-0		3-2-0		NON-CONFERENCE		2-0-0		6-1-0		7-0-0									
14-3-0		1-2-0		2-0-0		HOME		2-0-0		5-1-0		4-0-0									
2-2-0		0-1-0		0-0-		AWAY		0-0-0		1-0-0		1-0-0									
3-3-0		0-2-0		1-1-0		NEUTRAL		0-0-0		0-0-0		2-0-0									
15-14-0		3-9-0		7-4-0		CONFERENCE		2-1-0		3-0-0		0-0-0									
10-4-0		1-2-0		7-1-0		HOME		2-1-0		0-0-0		0-0-0									
5-9-0		2-6-0		0-3-0		AWAY		0-0-0		3-0-0		0-0-0									
0-1-0		0-1-0		0-0-0		NEUTRAL		0-0-0		0-0-0		0-0-0									
RPI	S	Opponent		Score		RPI	S	Opponent		Score		RPI	S	Opponent		Score					
1	N	California	3	14		26	N	DePaul	1	3		66	H	Troy	1	0	101	A	South Carolina	5	0
2	A	Alabama	0	6		31	H	Auburn	0	2		66	H	Troy	6	3	101	A	South Carolina	9	0
2	A	Alabama	3	2		31	H	Auburn	4	1		95	H	Ole Miss	2	1	101	A	South Carolina	5	0
2	A	Alabama	0	6		35	H	Mississippi St.	4	0		95	H	Ole Miss	0	1	105	H	Penn St.	3	5
4	A	Tennessee	0	2		35	H	Mississippi St.	3	1		95	H	Ole Miss	4	0	105	H	Penn St.	1	0
4	A	Tennessee	2	10		35	H	Mississippi St.	10	7							108	A	McNeese St.	4	0
4	A	Tennessee	2	4		36	A	Kentucky	1	2							108	H	McNeese St.	2	0
6	A	Oklahoma	0	7		36	A	Kentucky	0	1							108	H	McNeese St.	2	1
6	N	Oklahoma	0	5		36	A	Kentucky	3	4							148	H	Mississippi Val.	2	0
7	A	Florida	1	2		38	A	Oklahoma St.	0	1							148	H	Mississippi Val.	16	0
7	A	Florida	1	0		38	N	Oklahoma St.	7	4							154	H	Louisiana Tech	8	0
7	N	Florida	0	1		43	H	South Ala.	5	4							180	N	Utah St.	13	0
15	H	Georgia	0	1		43	H	South Ala.	1	0							211	N	Cal St. Northridge	11	0
15	H	Georgia	1	0		47	H	Arkansas	1	0							227	A	Nicholls St.	10	2
15	H	Georgia	1	6		47	H	Arkansas	9	1							227	H	Nicholls St.	6	1
16	H	Florida St.	1	8		47	H	Arkansas	3	2							243	H	Southeastern La.	7	0
21	H	Georgia Tech	2	1													282	H	Alcorn St.	2	0
25	H	Michigan	1	2																	
<hr/>																					
LAST 10 GAMES																					
7 N Florida						0	1	15	H Georgia	1	6										
36 A Kentucky						0	1	15	H Georgia	0	1										
36 A Kentucky						1	2	7	A Florida	1	0										
36 A Kentucky						3	4	7	A Florida	1	2										
15 H Georgia						1	0	95	H Ole Miss	0	1										

Non-Div. I Games:

LSU

Average RPI Win: 111		WON-LOST RECORD		WINNING PCT. RANK		LAST 10 GAMES		STRENGTH OF SCHEDULE		OPP. STRENGTH OF SCHEDULE		TEAM RPI		ADJ RPI		CONF. RPI		ADJ CONF. RPI											
DIV. I ONLY		41-13-0		.75926 18		7-3-0		68		39		25		.60693 28		4		4											
DIV. I NON-CONF.		27-8-0		.77143 31		2-1-0		112		78		41		.58212 43		4		4											
TOTALS		RPI 1-25		RPI 26-50		W-L RECORDS		RPI 51-100		RPI 101-150		RPI 150+																	
41-13-0		3-5-0		3-5-0		OVERALL		18-1-0		5-1-0		12-1-0																	
16-4-0		2-1-0		0-3-0		HOME		6-0-0		4-0-0		4-0-0																	
13-5-0		1-2-0		2-1-0		AWAY		7-1-0		0-0-0		3-1-0																	
12-4-0		0-2-0		1-1-0		NEUTRAL		5-0-0		1-1-0		5-0-0																	
27-8-0		0-3-0		1-3-0		NON-CONFERENCE		9-0-0		5-1-0		12-1-0																	
10-3-0		0-1-0		0-2-0		HOME		2-0-0		4-0-0		4-0-0																	
5-1-0		0-0-0		0-0-		AWAY		2-0-0		0-0-0		3-1-0																	
12-4-0		0-2-0		1-1-0		NEUTRAL		5-0-0		1-1-0		5-0-0																	
14-5-0		3-2-0		2-2-0		CONFERENCE		9-1-0		0-0-0		0-0-0																	
6-1-0		2-0-0		0-1-0		HOME		4-0-0		0-0-0		0-0-0																	
8-4-0		1-2-0		2-1-0		AWAY		5-1-0		0-0-0		0-0-0																	
0-0-0		0-0-0		0-0-0		NEUTRAL		0-0-0		0-0-0		0-0-0																	
RPI	S	Opponent		Score		RPI	S	Opponent		Score		RPI	S	Opponent		Score		RPI	S	Opponent		Score							
9	N	Oregon		4	5	29	A	Virginia Tech		9	0	51	N	Northwestern		5	0	101	H	South Carolina		8	0						
16	A	Florida St.		3	8	29	A	Virginia Tech		0	5	55	A	Radford		8	1	105	H	Penn St.		11	3						
16	A	Florida St.		1	3	29	A	Virginia Tech		3	2	55	A	Radford		7	1	109	N	UNLV		5	0						
16	A	Florida St.		4	2	29	H	Virginia Tech		1	4	60	A	Virginia		2	0	110	H	Longwood		16	0						
21	H	Georgia Tech		3	2	30	H	Notre Dame		5	6	60	A	Virginia		7	6	110	H	Longwood		10	5						
21	H	Georgia Tech		6	4	30	H	Notre Dame		3	9	60	A	Virginia		3	2	111	N	Long Beach St.		0	6						
22	H	Syracuse		2	6	31	N	Auburn		1	0	61	N	Chattanooga		10	0	151	A	Charlotte		6	10						
24	N	Oregon St.		1	8	37	N	Baylor		0	2	69	H	Minnesota		1	0	156	N	Fla. Atlantic		8	3						

Non-Div. I Games:

North Carolina

Average RPI Win:		110	WON-LOST RECORD		WINNING PCT. RANK		LAST 10 GAMES		STRENGTH OF SCHEDULE		OPP. STRENGTH OF SCHEDULE		TEAM RPI		ADJ RPI		CONF. RPI		ADJ CONF. RPI	
DIV. I ONLY			40-19-0		.67797 45		7-3-0		32		46		29		.60416 29		4		4	
DIV. I NON-CONF.			26-10-0		.72222 43		3-0-0		62		71		40		.58349 40		4		4	
TOTALS		RPI 1-25		RPI 26-50		W-L RECORDS		RPI 51-100		RPI 101-150		RPI 150+								
40-19-0		2-9-0		8-4-0		OVERALL		12-3-0		4-3-0		14-0-0								
11-5-0		1-2-0		1-2-0		HOME		3-1-0		0-0-0		6-0-0								
16-5-0		1-3-0		4-1-0		AWAY		6-1-0		3-0-0		2-0-0								
13-9-0		0-4-0		3-1-0		NEUTRAL		3-1-0		1-3-0		6-0-0								
26-10-0		0-4-0		2-2-0		NON-CONFERENCE		6-1-0		4-3-0		14-0-0								
7-0-0		0-0-0		0-0-0		HOME		1-0-0		0-0-0		6-0-0								
7-2-0		0-1-0		0-0-		AWAY		2-0-0		3-0-0		2-0-0								
12-8-0		0-3-0		2-1-0		NEUTRAL		3-1-0		1-3-0		6-0-0								
14-9-0		2-5-0		6-2-0		CONFERENCE		6-2-0		0-0-0		0-0-0								
4-5-0		1-2-0		1-2-0		HOME		2-1-0		0-0-0		0-0-0								
9-3-0		1-2-0		4-0-0		AWAY		4-1-0		0-0-0		0-0-0								
1-1-0		0-1-0		1-0-0		NEUTRAL		0-0-0		0-0-0		0-0-0								
RPI	S	Opponent		Score		RPI	S	Opponent		Score		RPI	S	Opponent		Score				
2	N	Alabama		3	7	28	A	North Carolina		4	1	55	A	Radford		5	0			
6	N	Oklahoma		0	10	28	H	North Carolina		2	3	55	H	Radford		9	1			
16	H	Florida St.		3	7	28	H	North Carolina		0	9	60	H	Virginia		4	3			
16	H	Florida St.		1	3	28	H	North Carolina		5	0	60	H	Virginia		4	2			
16	H	Florida St.		11	5	30	N	Notre Dame		3	0	60	H	Virginia		0	1			
17	A	South Fla.		0	2	31	A	Auburn		0	1	64	N	Miami (OH)		6	5			
21	A	Georgia Tech		0	5	38	N	Oklahoma St.		3	0	65	N	Pittsburgh		1	0			
21	A	Georgia Tech		0	5	49	N	Hofstra		0	10	70	N	Lipscomb		0	2			
21	A	Georgia Tech		5	2	50	A	Maryland		5	1	80	A	Jacksonville		7	2			
21	N	Georgia Tech		1	9	50	A	Maryland		5	0	90	N	Fordham		5	1			
22	N	Syracuse		0	5	50	A	Maryland		7	5	93	A	North Carolina St.		10	2			
						50	N	Maryland		5	2	93	A	North Carolina St.		4	2			
												99	A	Boston College		8	5			
												99	A	Boston College		4	5			
												99	A	Boston College		12	8			
														202 H Cornell		8	4			
														202 H Cornell		6	2			
														203 N Buffalo		6	0			
														204 N Toledo		8	0			
														222 H Liberty		9	0			
														222 H Liberty		4	3			
														259 N Wagner		8	0			
LAST 10 GAMES																				
21	N	Georgia Tech		1	9	21	A	Georgia Tech		0	5									
28	A	North Carolina		4	1	21	A	Georgia Tech		5	2									
50	N	Maryland		5	2	21	A	Georgia Tech		0	5									
222	H	Liberty		4	3	55	A	Radford		5	0									
222	H	Liberty		9	0	60	H	Virginia		4	3									

Non-Div. I Games:

Virginia Tech

Average RPI Win:		106	WON-LOST RECORD		WINNING PCT. RANK	LAST 10 GAMES		STRENGTH OF SCHEDULE		OPP. STRENGTH OF SCHEDULE	TEAM RPI	ADJ RPI		CONF. RPI	ADJ CONF. RPI		
DIV. I ONLY			38-14-0		.73077	24	9-1-0		70	26	33	.60231		30	5	5	
DIV. I NON-CONF.			20-10-0		.66667	52	1-0-0		65	40	47	.57605		45	6	6	
TOTALS		RPI 1-25		RPI 26-50		W-L RECORDS		RPI 51-100		RPI 101-150		RPI 150+					
38-14-0		2-6-0		5-2-0		OVERALL		14-3-0		6-3-0		11-0-0					
19-3-0		1-3-0		3-0-0		HOME		6-0-0		2-0-0		7-0-0					
12-3-0		0-0-0		2-1-0		AWAY		5-1-0		1-1-0		4-0-0					
7-8-0		1-3-0		0-1-0		NEUTRAL		3-2-0		3-2-0		0-0-0					
20-10-0		1-3-0		2-2-0		NON-CONFERENCE		6-2-0		5-3-0		6-0-0					
8-0-0		0-0-0		0-0-0		HOME		2-0-0		1-0-0		5-0-0					
5-2-0		0-0-0		2-0-		AWAY		1-0-0		1-1-0		1-0-0					
7-8-0		1-3-0		0-1-0		NEUTRAL		3-2-0		3-2-0		0-0-0					
18-4-0		1-3-0		3-0-0		CONFERENCE		8-1-0		1-0-0		5-0-0					
11-3-0		1-3-0		3-0-0		HOME		4-0-0		1-0-0		2-0-0					
7-1-0		0-0-0		0-0-0		AWAY		4-1-0		0-0-0		3-0-0					
0-0-0		0-0-0		0-0-0		NEUTRAL		0-0-0		0-0-0		0-0-0					
RPI	S	Opponent		Score		RPI	S	Opponent		Score		RPI	S	Opponent		Score	
10	H	Louisville		3	4	26	H	DePaul		4	3	51	H	Northwestern		9	1
18	N	Washington		2	7	26	H	DePaul		2	1	56	A	Purdue		8	6
22	H	Syracuse		4	3	26	H	DePaul		3	0	58	N	Boise St.		1	3
22	H	Syracuse		2	8	28	A	North Carolina		6	5	65	A	Pittsburgh		4	0
22	H	Syracuse		2	3	28	A	North Carolina		9	3	65	A	Pittsburgh		9	1
24	N	Oregon St.		2	3	29	N	Virginia Tech		0	3	65	A	Pittsburgh		5	0
24	N	Oregon St.		8	1	45	A	San Diego St.		3	8	67	A	Rutgers		6	7
25	N	Michigan		1	2							67	A	Rutgers		4	1
												67	H	Rutgers		5	0
												69	N	Minnesota		1	9
												78	N	Iowa		2	0
												84	H	Valparaiso		6	3
												89	N	Ohio St.		3	1
												90	N	Fordham		3	1
												91	H	Connecticut		5	2
												91	H	Connecticut		7	3
												91	H	Connecticut		7	2
LAST 10 GAMES																	
						10	H	Louisville		3	4	65	A	Pittsburgh		5	0
						113	H	St. John's (NY)		9	3	168	H	Eastern Mich.		10	0
						67	H	Rutgers		5	0	193	A	Providence		14	2
						65	A	Pittsburgh		4	0	193	A	Providence		8	4
						65	A	Pittsburgh		9	1	193	A	Providence		5	3

Non-Div. I Games:

Notre Dame

Average RPI Win: 108		WON-LOST RECORD		WINNING PCT. RANK		LAST 10 GAMES		STRENGTH OF SCHEDULE		OPP. STRENGTH OF SCHEDULE		TEAM RPI		ADJ RPI		CONF. RPI		ADJ CONF. RPI				
DIV. I ONLY		33-21-0		.61111 76		7-3-0		28		18		34		.60081 31		3		3				
DIV. I NON-CONF.		21-4-0		.84 17		0-0-0		92		100		21		.61179 21		2		2				
TOTALS		RPI 1-25		RPI 26-50		W-L RECORDS		RPI 51-100		RPI 101-150		RPI 150+										
33-21-0		4-12-0		8-6-0		OVERALL		5-2-0		5-1-0		11-0-0										
18-9-0		1-5-0		7-4-0		HOME		1-0-0		1-0-0		8-0-0										
9-8-0		1-5-0		1-1-0		AWAY		3-2-0		3-0-0		1-0-0										
6-4-0		2-2-0		0-1-0		NEUTRAL		1-0-0		1-1-0		2-0-0										
21-4-0		3-1-0		2-1-0		NON-CONFERENCE		3-1-0		2-1-0		11-0-0										
13-0-0		1-0-0		2-0-0		HOME		1-0-0		1-0-0		8-0-0										
2-1-0		0-0-0		0-0-		AWAY		1-1-0		0-0-0		1-0-0										
6-3-0		2-1-0		0-1-0		NEUTRAL		1-0-0		1-1-0		2-0-0										
12-17-0		1-11-0		6-5-0		CONFERENCE		2-1-0		3-0-0		0-0-0										
5-9-0		0-5-0		5-4-0		HOME		0-0-0		0-0-0		0-0-0										
7-7-0		1-5-0		1-1-0		AWAY		2-1-0		3-0-0		0-0-0										
0-1-0		0-1-0		0-0-0		NEUTRAL		0-0-0		0-0-0		0-0-0										
RPI	S	Opponent		Score		RPI	S	Opponent		Score		RPI	S	Opponent		Score						
2	H	Alabama		2	5	27	A	LSU		1	4	63	N	FIU		2	1	101	A	South Carolina	3	2
2	H	Alabama		2	4	27	A	LSU		2	0	66	A	Troy		1	7	101	A	South Carolina	4	1
4	H	Tennessee		2	6	28	N	North Carolina		0	1	75	A	Georgia St.		9	1	101	A	South Carolina	1	0
4	H	Tennessee		3	5	29	H	Virginia Tech		1	0	77	H	IPFW		2	0	103	H	Bowling Green	10	2
4	H	Tennessee		1	9	35	H	Mississippi St.		1	3	95	A	Ole Miss		1	6	105	N	Penn St.	1	2
4	N	Tennessee		1	2	35	H	Mississippi St.		4	1	95	A	Ole Miss		9	5	122	N	Loyola Marymount	10	2
7	A	Florida		2	5	35	H	Mississippi St.		2	1	95	A	Ole Miss		7	4	154	H	Louisiana Tech	3	0
7	A	Florida		1	3	36	H	Kentucky		2	1							156	A	Fla. Atlantic	6	1
7	A	Florida		2	3	36	H	Kentucky		4	8							188	H	Appalachian St.	6	2
13	N	UCLA		11	1	36	H	Kentucky		2	5							189	H	George Washington	3	0
15	A	Georgia		2	0	38	H	Oklahoma St.		8	0							190	N	Michigan St.	4	1
15	A	Georgia		3	6	47	H	Arkansas		1	5							191	N	Florida A&M	9	0
15	A	Georgia		2	4	47	H	Arkansas		3	2							194	H	Wright St.	12	4
21	H	Georgia Tech		12	5	47	H	Arkansas		5	1							235	H	Evansville	3	1
22	N	Syracuse		5	0													240	H	Drexel	13	0
25	N	Michigan		0	4													245	H	Presbyterian	8	0
																		275	H	Alabama St.	6	0
																				</		

Average RPI Win:		115	WON-LOST		WINNING		LAST 10		STRENGTH OF		OPP. STRENGTH		TEAM		ADJ		CONF.		ADJ CONF.	
Average RPI Loss:		58	RECORD		PCT. RANK		GAMES		SCHEDULE		OF SCHEDULE		RPI		RPI		RPI		RPI	
DIV. I ONLY			41-12-0		.77358		14		9-1-0		90		52		30		.60008		32	
DIV. I NON-CONF.			19-7-0		.73077		40		1-0-0		78		26		35		.58337		41	
TOTALS		RPI 1-25		RPI 26-50		W-L RECORDS		RPI 51-100		RPI 101-150		RPI 150+								
41-12-0		0-3-0		9-5-0		OVERALL		12-2-0		8-1-0		12-1-0								
17-3-0		0-0-0		3-2-0		HOME		5-0-0		5-1-0		4-0-0								
13-8-0		0-3-0		5-3-0		AWAY		2-2-0		2-0-0		4-0-0								
11-1-0		0-0-0		1-0-0		NEUTRAL		5-0-0		1-0-0		4-1-0								
19-7-0		0-3-0		2-2-0		NON-CONFERENCE		6-1-0		6-0-0		5-1-0								
7-1-0		0-0-0		1-1-0		HOME		2-0-0		3-0-0		1-0-0								
4-5-0		0-3-0		1-0-		AWAY		0-1-0		2-0-0		1-0-0								
8-1-0		0-0-0		0-0-0		NEUTRAL		4-0-0		1-0-0		3-1-0								
22-5-0		0-0-0		7-3-0		CONFERENCE		6-1-0		2-1-0		7-0-0								
10-2-0		0-0-0		2-1-0		HOME		3-0-0		2-1-0		3-0-0								
9-3-0		0-0-0		4-2-0		AWAY		2-1-0		0-0-0		3-0-0								
3-0-0		0-0-0		1-0-0		NEUTRAL		1-0-0		0-0-0		1-0-0								
RPI	S	Opponent		Score		RPI	S	Opponent		Score		RPI	S	Opponent		Score				
5	A	Texas		1	9	38	A	Oklahoma St.		3	8	53	A	Marshall		1	0			
8	A	Texas A&M		1	5	38	H	Oklahoma St.		3	7	53	A	Marshall		0	6			
12	A	La.-Lafayette		4	19	40	A	UAB		1	2	53	A	Marshall		7	1			
						40	A	UAB		3	0	53	N	Marshall		3	2			
						40	A	UAB		3	0	63	N	FIU		4	1			
						41	A	UCF		0	4	67	N	Rutgers		12	1			
						41	A	UCF		3	0	80	A	Jacksonville		0	1			
						41	A	UCF		2	1	83	H	North Texas		7	2			
						42	H	Houston		5	3	83	H	North Texas		6	1			
						42	H	Houston		2	5	85	H	East Carolina		7	6			
						42	H	Houston		3	2	85	H	East Carolina		13	4			
						42	N	Houston		4	3	85	H	East Carolina		5	2			
						47	A	Arkansas		6	0	93	N	North Carolina St.		4	0			
						47	H	Arkansas		12	9	98	N	New Mexico		2	1			
								LAST 10 GAMES												
						53	N	Marshall		3	2	40	A	UAB		1	2			
						42	N	Houston		4	3	206	H	UTEP		11	0			
						207	N	Southern Miss.		6	0	206	H	UTEP		12	4			
						40	A	UAB		3	0	206	H	UTEP		4	2			
						40	A	UAB		3	0	47	H	Arkansas		12	9			

Non-Div. I Games:

Tulsa

Average RPI Win: 129		WON-LOST RECORD		WINNING PCT. RANK		LAST 10 GAMES		STRENGTH OF SCHEDULE		OPP. STRENGTH OF SCHEDULE		TEAM RPI		ADJ RPI		CONF. RPI		ADJ CONF. RPI	
Average RPI Loss: 55		43-13-0		.76786 15		10-0-0		78		70		31		.59983 33		10		10	
DIV. I ONLY		25-9-0		.73529 38		2-0-0		61		58		31		.59007 31		10		10	
DIV. I NON-CONF.																			
TOTALS		RPI 1-25		RPI 26-50		W-L RECORDS		RPI 51-100		RPI 101-150		RPI 150+							
43-13-0		4-5-0		0-4-0		OVERALL		7-2-0		18-0-0		14-2-0							
17-1-0		1-1-0		0-0-0		HOME		3-0-0		7-0-0		6-0-0							
8-5-0		0-0-0		0-1-0		AWAY		0-2-0		5-0-0		3-2-0							
18-7-0		3-4-0		0-3-0		NEUTRAL		4-0-0		6-0-0		5-0-0							
25-9-0		2-4-0		0-4-0		NON-CONFERENCE		3-0-0		12-0-0		8-1-0							
7-0-0		0-0-0		0-0-0		HOME		0-0-0		4-0-0		3-0-0							
3-2-0		0-0-0		0-0-		AWAY		0-0-0		2-0-0		1-1-0							
15-7-0		2-4-0		0-3-0		NEUTRAL		3-0-0		6-0-0		4-0-0							
18-4-0		2-1-0		0-0-0		CONFERENCE		4-2-0		6-0-0		6-1-0							
10-1-0		1-1-0		0-0-0		HOME		3-0-0		3-0-0		3-0-0							
5-3-0		0-0-0		0-0-0		AWAY		0-2-0		3-0-0		2-1-0							
3-0-0		1-0-0		0-0-0		NEUTRAL		1-0-0		0-0-0		1-0-0							
RPI S	Opponent	Score		RPI S	Opponent	Score		RPI S	Opponent	Score		RPI S	Opponent	Score					
3 N	Arizona St.	0	3	26 N	DePaul	2	8	56 N	Purdue	14	1	104 N	UC Santa Barbara	12	4				
7 N	Florida	0	3	38 N	Oklahoma St.	2	3	59 A	Fresno St.	9	10	106 H	New Mexico St.	9	1				
8 N	Texas A&M	3	2	39 N	Texas St.	2	6	59 A	Fresno St.	1	3	106 H	New Mexico St.	6	3				
8 N	Texas A&M	8	14	45 A	San Diego St.	0	1	59 N	Fresno St.	8	3	106 H	New Mexico St.	3	2				
9 N	Oregon	2	1					92 N	Indiana	8	7	111 N	Long Beach St.	2	1				
20 H	Hawaii	0	1					94 H	San Jose St.	10	2	123 N	LIU Brooklyn	11	4				
20 H	Hawaii	7	3					94 H	San Jose St.	5	4	128 N	Portland St.	4	1				
20 N	Hawaii	6	4					94 H	San Jose St.	3	2	132 N	UC Davis	9	0				
24 N	Oregon St.	5	22					96 N	Pacific	3	2	140 A	Nevada	7	4				
												140 A	Nevada	10	0				
												140 A	Nevada	8	0				
												143 A	Southern Utah	13	5				
												143 A	Southern Utah	7	2				
												143 H	Southern Utah	8	0				
												143 H	Southern Utah	6	4				
												146 N	Memphis	14	8				
												149 H	UMKC	16	1				
												149 H	UMKC	8	2				
												151 N	Charlotte	9	0				
												154 A	Louisiana Tech	5	0				
												154 A	Louisiana Tech	4	6				
												154 A	Louisiana Tech	5	1				
												154 N	Louisiana Tech	6	1				
												171 N	Saint Joseph's	3	2				
												180 H	Utah St.	6	4				
												180 H	Utah St.	15	6				
												180 H	Utah St.	2	0				

Non-Div. I Games:

BYU

RPI	S	Opponent	Score	
185	A	Utah Valley	7	4
185	H	Utah Valley	3	1
185	H	Utah Valley	3	1
211	N	Cal St. Northridge	11	1
211	N	Cal St. Northridge	4	1
234	A	Idaho St.	4	7
234	H	Idaho St.	5	2

BYU

Average RPI Win:		146	WON-LOST RECORD		WINNING PCT. RANK		LAST 10 GAMES		STRENGTH OF SCHEDULE		OPP. STRENGTH OF SCHEDULE		TEAM RPI		ADJ RPI		CONF. RPI		ADJ CONF. RPI																						
DIV. I ONLY			38-11-0		.77551		13		10-0-0		81		87		32		.59582		34		19		19																		
DIV. I NON-CONF.			16-11-0		.59259		87		1-0-0		11		6		38		.58862		34		18		18																		
TOTALS		RPI 1-25		RPI 26-50		W-L RECORDS		RPI 51-100		RPI 101-150		RPI 150+																													
38-11-0		2-4-0		3-3-0		OVERALL		9-4-0		2-0-0		22-0-0																													
13-0-0		0-0-0		1-0-0		HOME		1-0-0		2-0-0		9-0-0																													
12-3-0		0-2-0		0-0-0		AWAY		4-1-0		0-0-0		8-0-0																													
13-8-0		2-2-0		2-3-0		NEUTRAL		4-3-0		0-0-0		5-0-0																													
16-11-0		2-4-0		3-3-0		NON-CONFERENCE		6-4-0		1-0-0		4-0-0																													
4-0-0		0-0-0		1-0-0		HOME		1-0-0		1-0-0		1-0-0																													
2-3-0		0-2-0		0-0-		AWAY		2-1-0		0-0-0		0-0-0																													
10-8-0		2-2-0		2-3-0		NEUTRAL		3-3-0		0-0-0		3-0-0																													
22-0-0		0-0-0		0-0-0		CONFERENCE		3-0-0		1-0-0		18-0-0																													
9-0-0		0-0-0		0-0-0		HOME		0-0-0		1-0-0		8-0-0																													
10-0-0		0-0-0		0-0-0		AWAY		2-0-0		0-0-0		8-0-0																													
3-0-0		0-0-0		0-0-0		NEUTRAL		1-0-0		0-0-0		2-0-0																													
RPI	S	Opponent		Score		RPI	S	Opponent		Score		RPI	S	Opponent		Score		RPI	S	Opponent		Score																			
2	A	Alabama		0 8		26	N	DePaul		0 8		51	N	Northwestern		5 13		116	H	Quinnipiac		1 0																			
4	N	Tennessee		0 5		40	N	UAB		2 3		57	N	Illinois		2 4		133	H	Temple		9 0																			
10	N	Louisville		0 2		40	N	UAB		0 19		57	N	Illinois		2 7		151	H	Charlotte		8 0																			
17	A	South Fla.		1 2		44	H	Boston U.		1 0		57	N	Illinois		4 1		151	H	Charlotte		3 1																			
21	N	Georgia Tech		1 0		50	N	Maryland		4 1		61	N	Chattanooga		12 11		171	H	Saint Joseph's		9 3																			
25	N	Michigan		1 0		50	N	Maryland		16 6		63	A	FIU		3 1		171	H	Saint Joseph's		8 2																			
												81 N Fla. Gulf Coast						2 1						174 A Saint Louis						8 0											
												90 A Fordham						6 1						174 A Saint Louis						5 0											
												90 A Fordham						2 1						183 H Fairfield						4 0											
												90 N Fordham						2 0						189 A George Washington						2 0											
												91 A Connecticut						3 5						189 A George Washington						8 0											
												99 A Boston College						5 1						189 N George Washington						5 2											
												99 H Boston College						4 2						189 N George Washington						3 2											
																								190 N Michigan St.						7 6											
																								192 N Northern Colo.						8 2											
																								197 H Dayton						13 1											
																								197 H Dayton						3 1											
																								214 A St. Bonaventure						8 2											
																								214 A St. Bonaventure						10 0											
																								228 H Rhode Island						9 1											
																								228 H Rhode Island						5 4											
																								264 A La Salle						11 3											
																								264 A La Salle						5 1											
																								267 N UNC Wilmington						5 1											

Average RPI Win: 124		WON-LOST	WINNING	LAST 10	STRENGTH OF		OPP. STRENGTH	TEAM	ADJ	CONF.	ADJ CONF.
Average RPI Loss: 23		RECORD	PCT. RANK	GAMES	SCHEDULE		OF SCHEDULE	RPI	RPI	RPI	RPI
DIV. I ONLY		33-22-0	.682	7-3-0	23		22	35	.59371	35	3
DIV. I NON-CONF.		21-5-0	.80769	4-0-0	91		157	27	.59438	29	2
TOTALS		RPI 1-25	RPI 26-50		W-L RECORDS		RPI 51-100		RPI 101-150		RPI 150+
33-22-0		2-14-0	8-7-0		OVERALL		4-0-0		7-0-0		12-1-0
16-11-0		1-10-0	4-0-0		HOME		0-0-0		2-0-0		9-1-0
13-7-0		0-1-0	4-6-0		AWAY		3-0-0		3-0-0		3-0-0
4-4-0		1-3-0	0-1-0		NEUTRAL		1-0-0		2-0-0		0-0-0
21-5-0		1-3-0	2-1-0		NON-CONFERENCE		1-0-0		5-0-0		12-1-0
12-1-0		0-0-0	1-0-0		HOME		0-0-0		2-0-0		9-1-0
5-0-0		0-0-0	1-0-		AWAY		0-0-0		1-0-0		3-0-0
4-4-0		1-3-0	0-1-0		NEUTRAL		1-0-0		2-0-0		0-0-0
12-17-0		1-11-0	6-6-0		CONFERENCE		3-0-0		2-0-0		0-0-0
4-10-0		1-10-0	3-0-0		HOME		0-0-0		0-0-0		0-0-0
8-7-0		0-1-0	3-6-0		AWAY		3-0-0		2-0-0		0-0-0
0-0-0		0-0-0	0-0-0		NEUTRAL		0-0-0		0-0-0		0-0-0
RPI	S	Opponent	Score	RPI	S	Opponent	Score	RPI	S	Opponent	Score
2	A	Alabama	2 5	26	N	DePaul	2 3	70	N	Lipscomb	3 1
2	H	Alabama	2 4	27	A	LSU	0 4	95	A	Ole Miss	2 1
2	H	Alabama	4 5	27	A	LSU	7 10	95	A	Ole Miss	10 3
2	H	Alabama	3 9	27	A	LSU	1 3	95	A	Ole Miss	5 3
4	H	Tennessee	3 10	31	A	Auburn	1 4				
4	H	Tennessee	0 8	31	A	Auburn	1 2				
4	H	Tennessee	0 8	31	A	Auburn	3 1				
7	H	Florida	5 8	36	H	Kentucky	4 3				
7	H	Florida	0 1	36	H	Kentucky	2 1				
12	N	La.-Lafayette	3 6	36	H	Kentucky	3 2				
15	H	Georgia	0 2	40	H	UAB	4 3				
15	H	Georgia	5 3	43	A	South Ala.	7 2				
15	H	Georgia	0 5	47	A	Arkansas	2 1				
17	N	South Fla.	0 1	47	A	Arkansas	2 13				
21	N	Georgia Tech	5 3	47	A	Arkansas	7 2				
25	N	Michigan	1 3								
				LAST 10 GAMES							
				2	A	Alabama	2 5	160	H	Tennessee Tech	6 2
				31	A	Auburn	1 2	207	A	Southern Miss.	1 0
				31	A	Auburn	1 4	146	H	Memphis	9 1
				31	A	Auburn	3 1	36	H	Kentucky	3 2
				160	H	Tennessee Tech	5 1	36	H	Kentucky	2 1

Non-Div. I Games:

Mississippi St.

Average RPI Win: 92		WON-LOST	WINNING	LAST 10	STRENGTH OF		OPP. STRENGTH	TEAM	ADJ	CONF.	ADJ CONF.			
Average RPI Loss: 37		RECORD	PCT. RANK	GAMES	SCHEDULE		OF SCHEDULE	RPI	RPI	RPI	RPI			
DIV. I ONLY		29-28-0	.50877	136	6-4-0		9	10	42	.59324	36	3	3	
DIV. I NON-CONF.		14-14-0	.5	131	1-0-0		45	35	83	.53693	87	2	2	
TOTALS		RPI 1-25	RPI 26-50		W-L RECORDS		RPI 51-100		RPI 101-150		RPI 150+			
29-28-0		5-15-0	6-9-0		OVERALL		7-1-0		5-2-0		6-1-0			
11-11-0		2-5-0	4-3-0		HOME		1-1-0		3-1-0		1-1-0			
9-13-0		3-8-0	2-5-0		AWAY		3-0-0		0-0-0		1-0-0			
9-4-0		0-2-0	0-1-0		NEUTRAL		3-0-0		2-1-0		4-0-0			
14-14-0		0-7-0	0-4-0		NON-CONFERENCE		5-1-0		3-1-0		6-1-0			
3-5-0		0-1-0	0-2-0		HOME		1-1-0		1-0-0		1-1-0			
2-6-0		0-5-0	0-0-		AWAY		1-0-0		0-0-0		1-0-0			
9-3-0		0-1-0	0-1-0		NEUTRAL		3-0-0		2-1-0		4-0-0			
15-14-0		5-8-0	6-5-0		CONFERENCE		2-0-0		2-1-0		0-0-0			
8-6-0		2-4-0	4-1-0		HOME		0-0-0		2-1-0		0-0-0			
7-7-0		3-3-0	2-4-0		AWAY		2-0-0		0-0-0		0-0-0			
0-1-0		0-1-0	0-0-0		NEUTRAL		0-0-0		0-0-0		0-0-0			
RPI	S	Opponent	Score		RPI	S	Opponent	Score		RPI	S	Opponent	Score	
2	H	Alabama	2	12	27	H	LSU	2	1	55	N	Radford	9	5
2	H	Alabama	1	9	27	H	LSU	4	3	79	A	Western Ky.	4	2
2	H	Alabama	1	3	27	H	LSU	1	0	87	N	North Florida	8	3
4	A	Tennessee	2	4	31	A	Auburn	5	2	93	H	North Carolina St.	3	6
4	A	Tennessee	0	8	31	A	Auburn	1	2	93	H	North Carolina St.	7	6
4	A	Tennessee	5	3	31	A	Auburn	8	4	95	A	Ole Miss	3	1
7	A	Florida	5	1	35	A	Mississippi St.	3	4	95	A	Ole Miss	8	0
7	A	Florida	0	5	35	A	Mississippi St.	1	2	96	N	Pacific	3	2
7	A	Florida	2	0	35	A	Mississippi St.	2	3					
10	A	Louisville	1	2	40	H	UAB	5	6					
10	H	Louisville	0	1	40	H	UAB	7	20					
12	A	La.-Lafayette	4	5	47	H	Arkansas	9	7					
13	A	UCLA	0	12	47	H	Arkansas	3	7					
13	A	UCLA	1	7	48	A	Ga. Southern	1	2					
13	A	UCLA	2	6	50	N	Maryland	1	2					
15	H	Georgia	3	4										
15	H	Georgia	4	1										
15	H	Georgia	4	0										
15	N	Georgia	4	6										
25	N	Michigan	0	3										
					LAST 10 GAMES									
					15	N	Georgia	4	6	7	A	Florida	0	5
					27	H	LSU	1	0	7	A	Florida	2	0
					27	H	LSU	2	1	223	H	Morehead St.	3	1
					27	H	LSU	4	3	35	A	Mississippi St.	2	3
					7	A	Florida	5	1	35	A	Mississippi St.	1	2

Non-Div. I Games:

Kentucky

Average RPI Win:		125	WON-LOST RECORD		WINNING PCT. RANK		LAST 10 GAMES		STRENGTH OF SCHEDULE		OPP. STRENGTH OF SCHEDULE		TEAM RPI		ADJ RPI		CONF. RPI		ADJ CONF. RPI		
DIV. I ONLY			33-20-0		.62264 67		5-5-0		51		20		41		.59234 37		2		2		
DIV. I NON-CONF.			23-6-0		.7931 27		0-0-0		187		81		52		.57248 51		3		3		
TOTALS		RPI 1-25		RPI 26-50				W-L RECORDS		RPI 51-100				RPI 101-150				RPI 150+			
33-20-0		4-14-0		5-4-0				OVERALL		5-1-0				5-0-0				14-1-0			
24-8-0		2-4-0		2-3-0				HOME		5-0-0				3-0-0				12-1-0			
6-9-0		1-8-0		2-1-0				AWAY		0-0-0				2-0-0				1-0-0			
3-3-0		1-2-0		1-0-0				NEUTRAL		0-1-0				0-0-0				1-0-0			
23-6-0		1-2-0		1-2-0				NON-CONFERENCE		5-1-0				2-0-0				14-1-0			
17-3-0		0-0-0		0-2-0				HOME		5-0-0				0-0-0				12-1-0			
3-0-0		0-0-0		0-0-				AWAY		0-0-0				2-0-0				1-0-0			
3-3-0		1-2-0		1-0-0				NEUTRAL		0-1-0				0-0-0				1-0-0			
10-14-0		3-12-0		4-2-0				CONFERENCE		0-0-0				3-0-0				0-0-0			
7-5-0		2-4-0		2-1-0				HOME		0-0-0				3-0-0				0-0-0			
3-9-0		1-8-0		2-1-0				AWAY		0-0-0				0-0-0				0-0-0			
0-0-0		0-0-0		0-0-0				NEUTRAL		0-0-0				0-0-0				0-0-0			
RPI	S	Opponent		Score		RPI	S	Opponent		Score		RPI	S	Opponent		Score					
5	A	Texas		1	3	28	N	North Carolina		2	0	52	N	Illinois St.		4	6	121	H	Iowa St.	6 0
5	H	Texas		5	4	38	A	Oklahoma St.		4	2	76	H	North Dakota St.		1	0	121	H	Iowa St.	7 0
5	H	Texas		3	7	38	A	Oklahoma St.		1	0	78	H	Iowa		4	0	121	H	Iowa St.	7 1
6	H	Oklahoma		0	2	38	A	Oklahoma St.		0	2	83	H	North Texas		2	1	145	A	A&M-Corpus Christi	6 1
6	H	Oklahoma		0	5	39	H	Texas St.		0	1	83	H	North Texas		3	2	145	A	A&M-Corpus Christi	3 0
6	H	Oklahoma		1	0	46	H	Kansas		1	6	83	H	North Texas		2	1	154	H	Louisiana Tech	3 1
8	A	Texas A&M		1	6	46	H	Kansas		3	0							154	H	Louisiana Tech	3 1
8	A	Texas A&M		2	10	46	H	Kansas		6	1							166	H	UTSA	5 0
8	H	Texas A&M		0	3	47	H	Arkansas		1	5							200	N	Wichita St.	5 1
9	N	Oregon		2	1													203	H	Buffalo	3 0
13	N	UCLA		6	10													203	H	Buffalo	0 1
14	A	Missouri		2	4													206	H	UTEP	11 1
14	A	Missouri		1	6													212	H	Stephen F. Austin	6 3
14	A	Missouri		0	7													212	H	Stephen F. Austin	8 1
22	N	Syracuse		1	2													212	H	Stephen F. Austin	5 1
23	A	Texas Tech		1	3													215	A	Belmont	10 5
23	A	Texas Tech		8	4													221	H	Texas-Arlington	11 0
23	A	Texas Tech		5	6													222	H	Liberty	2 1
																		230	H	Northwestern St.	3 0
																		230	H	Northwestern St.	3 0
						LAST 10 GAMES															
		5 A Texas		1	3	38	A	Oklahoma St.		0	2										
		121 H Iowa St.		7	1	38	A	Oklahoma St.		1	0										
		121 H Iowa St.		6	0	38	A	Oklahoma St.		4	2										
		121 H Iowa St.		7	0	8	A	Texas A&M		2	10										
		5 H Texas		3	7	23	A	Texas Tech		5	6										

Non-Div. I Games:

Baylor

Average RPI Win:		91	WON-LOST RECORD		WINNING PCT. RANK	LAST 10 GAMES		STRENGTH OF SCHEDULE		OPP. STRENGTH OF SCHEDULE	TEAM RPI	ADJ RPI		CONF. RPI	ADJ CONF. RPI		
DIV. I ONLY			25-26-0		.4902	150	2-8-0		6		14	39	.59186	38	2	2	
DIV. I NON-CONF.			17-10-0		.62963	70	0-0-0		23		24	36	.58968	32	3	3	
TOTALS		RPI 1-25		RPI 26-50		W-L RECORDS		RPI 51-100		RPI 101-150		RPI 150+					
25-26-0		3-15-0		6-8-0		OVERALL		5-3-0		8-0-0		3-0-0					
12-5-0		1-3-0		3-2-0		HOME		2-0-0		4-0-0		2-0-0					
5-12-0		2-8-0		2-4-0		AWAY		0-0-0		1-0-0		0-0-0					
8-9-0		0-4-0		1-2-0		NEUTRAL		3-3-0		3-0-0		1-0-0					
17-10-0		0-3-0		4-4-0		NON-CONFERENCE		5-3-0		5-0-0		3-0-0					
7-0-0		0-0-0		2-0-0		HOME		2-0-0		1-0-0		2-0-0					
2-2-0		0-0-0		1-0-		AWAY		0-0-0		1-0-0		0-0-0					
8-8-0		0-3-0		1-2-0		NEUTRAL		3-3-0		3-0-0		1-0-0					
8-16-0		3-12-0		2-4-0		CONFERENCE		0-0-0		3-0-0		0-0-0					
5-5-0		1-3-0		1-2-0		HOME		0-0-0		3-0-0		0-0-0					
3-10-0		2-8-0		1-2-0		AWAY		0-0-0		0-0-0		0-0-0					
0-1-0		0-1-0		0-0-0		NEUTRAL		0-0-0		0-0-0		0-0-0					
RPI	S	Opponent		Score		RPI	S	Opponent		Score		RPI	S	Opponent		Score	
2	N	Alabama		1	3	27	H	LSU		1	0	51	N	Northwestern		4	3
5	A	Texas		2	3	27	N	LSU		4	7	54	N	Wisconsin		1	0
5	A	Texas		3	0	29	N	Virginia Tech		0	3	62	H	Nebraska		2	0
5	A	Texas		1	5	31	A	Auburn		0	8	78	H	Iowa		6	5
6	A	Oklahoma		1	7	32	A	Tulsa		7	3	78	N	Iowa		3	5
6	H	Oklahoma		1	11	32	H	Tulsa		8	3	83	N	North Texas		2	0
6	N	Oklahoma		0	4	33	N	BYU		3	2	94	N	San Jose St.		0	1
8	H	Texas A&M		1	7	37	H	Baylor		0	1	96	N	Pacific		0	5
8	H	Texas A&M		1	3	37	H	Baylor		2	4						
8	H	Texas A&M		4	0	37	H	Baylor		2	0						
9	N	Oregon		0	8	42	A	Houston		0	3						
11	N	Arizona		0	8	46	A	Kansas		2	3						
14	A	Missouri		0	4	46	A	Kansas		0	1						
14	A	Missouri		3	5	46	A	Kansas		3	1						
14	A	Missouri		0	1												
23	A	Texas Tech		5	0												
23	A	Texas Tech		4	8												
23	A	Texas Tech		1	2												
						LAST 10 GAMES											
						14	A	Missouri		0	1	23	A	Texas Tech		5	0
						14	A	Missouri		3	5	37	H	Baylor		2	0
						14	A	Missouri		0	4	37	H	Baylor		0	1
						23	A	Texas Tech		1	2	37	H	Baylor		2	4
						23	A	Texas Tech		4	8	6	A	Oklahoma		1	7

Average RPI Win:		149	WON-LOST RECORD		WINNING PCT. RANK		LAST 10 GAMES		STRENGTH OF SCHEDULE		OPP. STRENGTH OF SCHEDULE		TEAM RPI		ADJ RPI		CONF. RPI		ADJ CONF. RPI	
DIV. I ONLY			38-15-0		.71698 32		10-0-0		67		83		36		.58888 39		18		18	
DIV. I NON-CONF.			17-13-0		.56667 98		0-0-0		10		5		42		.58715 38		16		16	
TOTALS		RPI 1-25		RPI 26-50		W-L RECORDS		RPI 51-100		RPI 101-150		RPI 150+								
38-15-0		1-8-0		4-2-0		OVERALL		5-3-0		9-1-0		19-1-0								
17-1-0		0-0-0		0-0-0		HOME		1-1-0		4-0-0		12-0-0								
11-9-0		0-4-0		1-2-0		AWAY		1-1-0		3-1-0		6-1-0								
10-5-0		1-4-0		3-0-0		NEUTRAL		3-1-0		2-0-0		1-0-0								
17-13-0		1-8-0		4-2-0		NON-CONFERENCE		5-3-0		0-0-0		7-0-0								
7-1-0		0-0-0		0-0-0		HOME		1-1-0		0-0-0		6-0-0								
2-7-0		0-4-0		1-0-		AWAY		1-1-0		0-0-0		0-0-0								
8-5-0		1-4-0		3-0-0		NEUTRAL		3-1-0		0-0-0		1-0-0								
21-2-0		0-0-0		0-0-0		CONFERENCE		0-0-0		9-1-0		12-1-0								
10-0-0		0-0-0		0-0-0		HOME		0-0-0		4-0-0		6-0-0								
9-2-0		0-0-0		0-0-0		AWAY		0-0-0		3-1-0		6-1-0								
2-0-0		0-0-0		0-0-0		NEUTRAL		0-0-0		2-0-0		0-0-0								
RPI S	Opponent		Score		RPI S	Opponent		Score		RPI S	Opponent		Score		RPI S	Opponent		Score		
1 N	California		0	10	33 N	BYU		6	2	62 N	Nebraska		5	1	107 A	Sam Houston St.		5	1	
3 A	Arizona St.		0	9	37 A	Baylor		1	0	62 N	Nebraska		2	1	107 A	Sam Houston St.		3	0	
5 A	Texas		0	7	42 A	Houston		3	4	67 H	Rutgers		11	6	107 N	Sam Houston St.		3	0	
5 A	Texas		0	5	42 A	Houston		0	2	67 H	Rutgers		1	2	108 H	McNeese St.		8	7	
8 A	Texas A&M		2	3	42 N	Houston		5	4	83 A	North Texas		1	7	108 H	McNeese St.		4	0	
18 N	Washington		3	12	42 N	Houston		5	0	83 A	North Texas		6	0	108 N	McNeese St.		5	2	
22 N	Syracuse		0	4						83 N	North Texas		1	0	138 H	Central Ark.		3	2	
23 N	Texas Tech		3	1						98 N	New Mexico		3	5	138 H	Central Ark.		2	0	
23 N	Texas Tech		0	6											145 A	A&M-Corpus Christi		0	1	
															145 A	A&M-Corpus Christi		3	1	
															166 A	UTSA		2	1	
															166 H	UTSA		2	1	
															166 H	UTSA		6	3	
															197 H	Dayton		7	0	
															197 H	Dayton		3	0	
															206 N	UTEP		3	0	
															212 H	Stephen F. Austin		1	0	
															212 H	Stephen F. Austin		4	0	
															221 A	Texas-Arlington		2	1	
															221 A	Texas-Arlington		4	0	
															222 H	Liberty		8	0	
															222 H	Liberty		2	0	
															227 A	Nicholls St.		3	0	
															227 A	Nicholls St.		0	1	
															230 A	Northwestern St.		7	1	
															230 A	Northwestern St.		9	0	
															166 H	UTSA		6	3	
															166 H	UTSA		2	1	
															230 A	Northwestern St.		9	0	
															239 H	Houston Baptist		3	0	

RPI	S	Opponent	Score	
239	H	Houston Baptist	6	0
243	H	Southeastern La.	10	0
243	H	Southeastern La.	3	0

Texas St.

T
e
x
a
s
S
t
.

T
e
x
a
s
S
t
.

Average RPI Win:		111	WON-LOST		WINNING		LAST 10		STRENGTH OF		OPP. STRENGTH		TEAM	ADJ		CONF.	ADJ CONF.							
Average RPI Loss:		55	RECORD		PCT. RANK		GAMES		SCHEDULE		OF SCHEDULE		RPI	RPI		RPI	RPI							
DIV. I ONLY			37-20-0		.64912		52		7-3-0		53		50		38		.58637		40		9		9	
DIV. I NON-CONF.			19-12-0		.6129		79		2-0-0		20		22		39		.58651		39		8		9	
TOTALS			RPI 1-25		RPI 26-50		W-L RECORDS		RPI 51-100		RPI 101-150		RPI 150+											
37-20-0			0-4-0		8-8-0		OVERALL		13-6-0		7-1-0		9-1-0											
13-9-0			0-1-0		4-6-0		HOME		3-1-0		4-1-0		2-0-0											
16-6-0			0-2-0		2-1-0		AWAY		9-2-0		0-0-0		5-1-0											
8-5-0			0-1-0		2-1-0		NEUTRAL		1-3-0		3-0-0		2-0-0											
19-12-0			0-4-0		4-3-0		NON-CONFERENCE		8-4-0		3-1-0		4-0-0											
5-3-0			0-1-0		0-1-0		HOME		3-0-0		0-1-0		2-0-0											
6-4-0			0-2-0		2-0-		AWAY		4-1-0		0-0-0		0-0-0											
8-5-0			0-1-0		2-1-0		NEUTRAL		1-3-0		3-0-0		2-0-0											
18-8-0			0-0-0		4-5-0		CONFERENCE		5-2-0		4-0-0		5-1-0											
8-6-0			0-0-0		4-5-0		HOME		0-1-0		4-0-0		0-0-0											
10-2-0			0-0-0		0-0-0		AWAY		5-1-0		0-0-0		5-1-0											
0-0-0			0-0-0		0-0-0		NEUTRAL		0-0-0		0-0-0		0-0-0											
RPI	S	Opponent	Score		RPI	S	Opponent	Score		RPI	S	Opponent	Score		RPI	S	Opponent	Score						
2	A	Alabama	1	4	32	H	Tulsa	2	1	53	A	Marshall	4	3	139	H	Jacksonville St.	5	6					
2	H	Alabama	1	8	32	H	Tulsa	0	3	53	A	Marshall	3	2	143	N	Southern Utah	2	0					
10	N	Louisville	4	5	32	H	Tulsa	0	3	53	A	Marshall	8	0	146	H	Memphis	2	0					
11	A	Arizona	0	7	34	N	Massachusetts	3	2	53	H	Marshall	2	3	146	H	Memphis	2	0					
					34	N	Massachusetts	19	0	57	N	Illinois	0	1	146	H	Memphis	3	1					
					35	A	Mississippi St.	3	4	61	A	Chattanooga	6	3	146	H	Memphis	4	3					
					36	A	Kentucky	6	5	61	A	Chattanooga	8	9	149	N	UMKC	3	1					
					36	A	Kentucky	20	7	63	A	FIU	6	4	149	N	UMKC	5	1					
					41	H	UCF	2	0	66	H	Troy	1	0	190	N	Michigan St.	3	2					
					41	H	UCF	0	1	70	A	Lipscomb	4	0	206	A	UTEP	8	0					
					41	H	UCF	2	0	70	A	Lipscomb	3	0	206	A	UTEP	0	7					
					42	H	Houston	5	6	73	H	Kennesaw St.	6	1	206	A	UTEP	11	3					
					42	H	Houston	3	2	73	H	Kennesaw St.	4	0	207	A	Southern Miss.	4	2					
					42	H	Houston	1	2	79	N	Western Ky.	2	3	207	A	Southern Miss.	5	1					
					43	H	South Ala.	0	1	79	N	Western Ky.	0	6	207	A	Southern Miss.	2	1					
					50	N	Maryland	2	4	85	A	East Carolina	5	3	219	H	Samford	8	0					
										85	A	East Carolina	1	0	219	H	Samford	12	4					
										85	A	East Carolina	2	4	238	N	North Dakota	9	8					
										93	N	North Carolina St.	3	1										
LAST 10 GAMES																								
					53	H	Marshall	2	3	207	A	Southern Miss.	4	2										
					146	H	Memphis	2	0	207	A	Southern Miss.	2	1										
					32	H	Tulsa	0	3	207	A	Southern Miss.	5	1										
					32	H	Tulsa	0	3	70	A	Lipscomb	3	0										
					32	H	Tulsa	2	1	70	A	Lipscomb	4	0										

Non-Div. I Games:

UAB

U
C
F

Page 47

RPI	S	Opponent	Score	
207	A	Southern Miss.	3	0

U
C
F

UCF

Average RPI Win:		120	WON-LOST RECORD		WINNING PCT. RANK		LAST 10 GAMES		STRENGTH OF SCHEDULE		OPP. STRENGTH OF SCHEDULE		TEAM RPI		ADJ RPI		CONF. RPI		ADJ CONF. RPI					
DIV. I ONLY			39-15-0		.72222		26		9-1-0		91		61		37		.57916		43		7		7	
DIV. I NON-CONF.			18-8-0		.69231		47		1-0-0		158		79		69		.54949		69		7		7	
TOTALS		RPI 1-25		RPI 26-50		W-L RECORDS		RPI 51-100		RPI 101-150		RPI 150+												
39-15-0		2-4-0		1-3-0		OVERALL		16-4-0		10-1-0		10-3-0												
16-4-0		0-1-0		0-1-0		HOME		5-1-0		8-1-0		3-0-0												
11-10-0		1-3-0		1-2-0		AWAY		5-2-0		0-0-0		4-3-0												
12-1-0		1-0-0		0-0-0		NEUTRAL		6-1-0		2-0-0		3-0-0												
18-8-0		1-1-0		1-3-0		NON-CONFERENCE		5-1-0		3-1-0		8-2-0												
6-3-0		0-1-0		0-1-0		HOME		1-0-0		2-1-0		3-0-0												
4-4-0		1-0-0		1-0-		AWAY		0-0-0		0-0-0		2-2-0												
8-1-0		0-0-0		0-0-0		NEUTRAL		4-1-0		1-0-0		3-0-0												
21-7-0		1-3-0		0-0-0		CONFERENCE		11-3-0		7-0-0		2-1-0												
10-1-0		0-0-0		0-0-0		HOME		4-1-0		6-0-0		0-0-0												
7-6-0		0-3-0		0-0-0		AWAY		5-2-0		0-0-0		2-1-0												
4-0-0		1-0-0		0-0-0		NEUTRAL		2-0-0		1-0-0		0-0-0												
RPI	S	Opponent		Score		RPI	S	Opponent		Score		RPI	S	Opponent		Score								
2	H	Alabama		1	12	27	A	LSU		4	5	52	N	Illinois St.		1	2							
12	A	La.-Lafayette		0	1	27	A	LSU		0	1	56	N	Purdue		7	5							
12	A	La.-Lafayette		0	2	35	H	Mississippi St.		2	7	63	H	FIU		2	0							
12	A	La.-Lafayette		0	3	40	A	UAB		1	0	63	H	FIU		7	3							
12	N	La.-Lafayette		3	1							63	H	FIU		0	1							
16	A	Florida St.		3	1							63	N	FIU		9	1							
												66	A	Troy		6	3							
												66	H	Troy		3	2							
												66	H	Troy		5	2							
												68	N	Ball St.		3	0							
												70	H	Lipscomb		6	1							
												70	N	Lipscomb		9	2							
												74	N	Southern Ill.		16	0							
												79	A	Western Ky.		4	5							
												79	A	Western Ky.		2	1							
												79	A	Western Ky.		5	1							
												79	N	Western Ky.		4	2							
												83	A	North Texas		3	1							
												83	A	North Texas		1	2							
												83	A	North Texas		2	0							
LAST 10 GAMES																								
						12	N	La.-Lafayette		3	1	66	H	Troy		3	2							
						79	N	Western Ky.		4	2	63	H	FIU		7	3							
						63	N	FIU		9	1	63	H	FIU		2	0							
						131	N	La.-Monroe		6	0	63	H	FIU		0	1							
						66	H	Troy		5	2	136	H	Mercer		3								
														Georgetown		8	0							
														Southern Miss.		8	0							
														Southern Miss.		6	0							
														Samford		3	5							
														Nicholls St.		8	2							
														Nicholls St.		10	1							
														Southeastern La.		8	9							
														Southeastern La.		16	1							
														Southeastern La.		8	1							
														Alcorn St.		8	0							

Non-Div. I Games:

South Ala.

Average RPI Win:		150	WON-LOST RECORD		WINNING PCT. RANK		LAST 10 GAMES		STRENGTH OF SCHEDULE		OPP. STRENGTH OF SCHEDULE		TEAM RPI		ADJ RPI		CONF. RPI		ADJ CONF. RPI	
DIV. I ONLY			40-14-0		.74074 21		9-1-0		89		119		40		.57825 44		14		16	
DIV. I NON-CONF.			22-11-0		.66667 52		0-1-0		56		86		49		.57337 48		17		20	
TOTALS		RPI 1-25		RPI 26-50		W-L RECORDS		RPI 51-100		RPI 101-150		RPI 150+								
40-14-0		2-2-0		1-1-0		OVERALL		13-8-0		2-1-0		22-2-0								
16-3-0		0-0-0		0-0-0		HOME		5-2-0		0-0-0		11-1-0								
10-3-0		0-0-0		0-1-0		AWAY		3-2-0		0-0-0		7-0-0								
14-8-0		2-2-0		1-0-0		NEUTRAL		5-4-0		2-1-0		4-1-0								
22-11-0		2-2-0		1-1-0		NON-CONFERENCE		8-5-0		2-1-0		9-2-0								
6-1-0		0-0-0		0-0-0		HOME		2-0-0		0-0-0		4-1-0								
2-2-0		0-0-0		0-0-		AWAY		1-1-0		0-0-0		1-0-0								
14-8-0		2-2-0		1-0-0		NEUTRAL		5-4-0		2-1-0		4-1-0								
18-3-0		0-0-0		0-0-0		CONFERENCE		5-3-0		0-0-0		13-0-0								
10-2-0		0-0-0		0-0-0		HOME		3-2-0		0-0-0		7-0-0								
8-1-0		0-0-0		0-0-0		AWAY		2-1-0		0-0-0		6-0-0								
0-0-0		0-0-0		0-0-0		NEUTRAL		0-0-0		0-0-0		0-0-0								
RPI	S	Opponent		Score		RPI	S	Opponent		Score		RPI	S	Opponent		Score				
10	N	Louisville		0	2	34	A	Massachusetts		0	1	52	N	LIU Brooklyn		3	4			
12	N	La.-Lafayette		1	5	50	N	Maryland		1	0	57	N	Murray St.		3	1			
17	N	South Fla.		5	3							57	N	Memphis		7	3			
22	N	Syracuse		1	0							64	N	Bradley		5	3			
												72	N	Binghamton		4	3			
												82	N	Binghamton		3	0			
												86	A	Binghamton		5	4			
												86	A	Bryant		13	3			
												86	A	Bryant		2	3			
												86	H	Northern Ill.		2	0			
												87	N	Maine		6	1			
												88	H	Maine		5	3			
												88	H	Maine		2	1			
												88	H	Maine		3	2			
												88	H	Maine		3	2			
												90	N	Florida A&M		3	2			
												91	A	Providence		5	3			
												91	A	Providence		3	1			
												97	N	Winthrop		3	0			
												99	A	East Tenn. St.		3	7			
												99	H	Rhode Island		8	0			
												228	H	Rhode Island		8	0			
												260	A	UMBC		6	4			
												260	A	UMBC		9	4			
												260	A	UMBC		10	1			
												266	H	Hartford		1	0			
												266	H	Hartford		11	1			
												266	H	Hartford		2	0			

RPI	S	Opponent	Score	
100	H	Harvard	1	0
260	A	UMBC	6	4
34	A	Massachusetts	0	1
181	A	Maine	5	3
266	H	Hartford	2	0
266	H	Hartford	11	1

B
o
s
t
o
n
U
.

B
o
s
t
o
n
U
.

Average RPI Win:		114	WON-LOST RECORD		WINNING PCT. RANK	LAST 10 GAMES		STRENGTH OF SCHEDULE		OPP. STRENGTH OF SCHEDULE	TEAM RPI	ADJ RPI	CONF. RPI	ADJ CONF. RPI											
DIV. I ONLY			30-22-0		.57692	95	7-3-0		30	49	47	.57449	45	8	8										
DIV. I NON-CONF.			21-19-0		.525	123	2-0-0		24	13	58	.56524	54	9	8										
TOTALS		RPI 1-25		RPI 26-50		W-L RECORDS		RPI 51-100		RPI 101-150		RPI 150+													
30-22-0		2-11-0		3-0-0		OVERALL		6-7-0		11-3-0		8-1-0													
12-5-0		1-1-0		3-0-0		HOME		1-4-0		5-0-0		2-0-0													
7-4-0		0-2-0		0-0-0		AWAY		3-1-0		3-1-0		1-0-0													
11-13-0		1-8-0		0-0-0		NEUTRAL		2-2-0		3-2-0		5-1-0													
21-19-0		2-11-0		3-0-0		NON-CONFERENCE		2-5-0		6-2-0		8-1-0													
8-3-0		1-1-0		3-0-0		HOME		0-2-0		2-0-0		2-0-0													
2-3-0		0-2-0		0-0-		AWAY		0-1-0		1-0-0		1-0-0													
11-13-0		1-8-0		0-0-0		NEUTRAL		2-2-0		3-2-0		5-1-0													
9-3-0		0-0-0		0-0-0		CONFERENCE		4-2-0		5-1-0		0-0-0													
4-2-0		0-0-0		0-0-0		HOME		1-2-0		3-0-0		0-0-0													
5-1-0		0-0-0		0-0-0		AWAY		3-0-0		2-1-0		0-0-0													
0-0-0		0-0-0		0-0-0		NEUTRAL		0-0-0		0-0-0		0-0-0													
RPI	S	Opponent		Score		RPI	S	Opponent		Score		RPI	S	Opponent		Score									
1	N	California		0	12	30	H	Notre Dame		8	3	56	H	Purdue		5	6								
4	N	Tennessee		5	6	33	H	BYU		1	0	56	N	Purdue		1	2								
5	N	Texas		1	2	41	H	UCF		3	2	58	H	Boise St.		3	4								
6	N	Oklahoma		0	5							58	H	Boise St.		7	1								
9	N	Oregon		0	6							58	H	Boise St.		1	6								
9	N	Oregon		4	5							59	N	Fresno St.		1	4								
11	A	Arizona		0	8							71	N	Utah		14	2								
11	A	Arizona		6	8							91	N	Connecticut		8	3								
13	H	UCLA		0	1							96	A	Pacific		1	3								
19	N	Stanford		3	8							98	A	New Mexico		7	0								
21	N	Georgia Tech		3	2							98	A	New Mexico		8	3								
23	N	Texas Tech		4	5							98	A	New Mexico		12	6								
24	H	Oregon St.		7	6							100	H	Harvard		3	6								
						LAST 10 GAMES																			
						109 A UNLV						7	9	58 H Boise St.						1	6				
						109 A UNLV						10	3	199 A Cal St. Fullerton						12	4				
						109 A UNLV						11	7	199 H Cal St. Fullerton						10	0				
						58 H Boise St.						7	1	98 A New Mexico						7	0				
						58 H Boise St.						3	4	98 A New Mexico						12	6				
																		211 N Cal St. Northridge						7	1
																		246 N Princeton						3	2

Average RPI Win:		144	WON-LOST RECORD		WINNING PCT. RANK		LAST 10 GAMES		STRENGTH OF SCHEDULE		OPP. STRENGTH OF SCHEDULE		TEAM RPI		ADJ RPI		CONF. RPI		ADJ CONF. RPI	
DIV. I ONLY			31-20-0		.60784 78		5-5-0		54		40		48		.57266 46		2		2	
DIV. I NON-CONF.			25-3-0		.89286 10		2-0-0		180		177		30		.58785 35		3		3	
TOTALS		RPI 1-25		RPI 26-50		W-L RECORDS		RPI 51-100		RPI 101-150		RPI 150+								
31-20-0		1-13-0		3-3-0		OVERALL		5-1-0		8-3-0		14-0-0								
9-6-0		1-4-0		2-1-0		HOME		0-0-0		4-1-0		2-0-0								
9-12-0		0-9-0		1-2-0		AWAY		2-0-0		2-1-0		4-0-0								
13-2-0		0-0-0		0-0-0		NEUTRAL		3-1-0		2-1-0		8-0-0								
25-3-0		0-0-0		0-0-0		NON-CONFERENCE		5-1-0		6-2-0		14-0-0								
4-0-0		0-0-0		0-0-0		HOME		0-0-0		2-0-0		2-0-0								
8-1-0		0-0-0		0-0-		AWAY		2-0-0		2-1-0		4-0-0								
13-2-0		0-0-0		0-0-0		NEUTRAL		3-1-0		2-1-0		8-0-0								
6-17-0		1-13-0		3-3-0		CONFERENCE		0-0-0		2-1-0		0-0-0								
5-6-0		1-4-0		2-1-0		HOME		0-0-0		2-1-0		0-0-0								
1-11-0		0-9-0		1-2-0		AWAY		0-0-0		0-0-0		0-0-0								
0-0-0		0-0-0		0-0-0		NEUTRAL		0-0-0		0-0-0		0-0-0								
RPI	S	Opponent		Score		RPI	S	Opponent		Score		RPI	S	Opponent		Score				
5	H	Texas		5	7	37	A	Baylor		1	6	54	N	Wisconsin		4	0			
5	H	Texas		6	13	37	A	Baylor		0	3	66	N	Troy		7	8			
5	H	Texas		3	12	37	A	Baylor		6	1	87	A	North Florida		7	3			
6	A	Oklahoma		0	8	38	H	Oklahoma St.		3	2	87	A	North Florida		1	0			
6	A	Oklahoma		0	8	38	H	Oklahoma St.		1	0	88	N	Stony Brook		2	0			
6	A	Oklahoma		2	6	38	H	Oklahoma St.		1	3	91	N	Connecticut		8	0			
8	A	Texas A&M		0	3															
8	A	Texas A&M		0	9															
8	A	Texas A&M		3	4															
14	A	Missouri		0	9															
14	A	Missouri		0	5															
14	A	Missouri		0	10															
23	H	Texas Tech		1	4															
23	H	Texas Tech		5	4															
LAST 10 GAMES																				
8	A	Texas A&M		0	9	149	H	UMKC		3	2	241	N	Jackson St.		5	3			
8	A	Texas A&M		3	4	149	H	UMKC		3	1	243	A	Southeastern La.		11	0			
8	A	Texas A&M		0	3	121	H	Iowa St.		8	0	267	A	UNC Wilmington		3	0			
23	H	Texas Tech		5	4	121	H	Iowa St.		9	10	267	A	UNC Wilmington		9	1			
23	H	Texas Tech		1	4	121	H	Iowa St.		8	2									

Non-Div. I Games:

Kansas

Average RPI Win: 132		WON-LOST RECORD	WINNING PCT. RANK	LAST 10 GAMES	STRENGTH OF SCHEDULE	OPP. STRENGTH OF SCHEDULE	TEAM RPI	ADJ RPI	CONF. RPI	ADJ CONF. RPI							
Average RPI Loss: 39																	
DIV. I ONLY		27-26-0	.50943	130	4-6-0	21	35	53	.57243	47	3	3					
DIV. I NON-CONF.		20-5-0	.8	25	1-1-0	88	186	32	.58763	36	2	2					
<hr/>																	
TOTALS		RPI 1-25		RPI 26-50		W-L RECORDS		RPI 51-100		RPI 101-150		RPI 150+					
27-26-0		3-11-0		4-10-0		OVERALL		2-2-0		5-2-0		13-1-0					
15-13-0		2-8-0		1-3-0		HOME		0-2-0		3-0-0		9-0-0					
7-12-0		1-3-0		3-7-0		AWAY		0-0-0		2-2-0		1-0-0					
5-1-0		0-0-0		0-0-0		NEUTRAL		2-0-0		0-0-0		3-1-0					
20-5-0		0-2-0		1-2-0		NON-CONFERENCE		2-0-0		4-0-0		13-1-0					
12-2-0		0-1-0		0-1-0		HOME		0-0-0		3-0-0		9-0-0					
3-2-0		0-1-0		1-0-		AWAY		0-0-0		1-0-0		1-0-0					
5-1-0		0-0-0		0-0-0		NEUTRAL		2-0-0		0-0-0		3-1-0					
7-21-0		3-9-0		3-8-0		CONFERENCE		0-2-0		1-2-0		0-0-0					
3-11-0		2-7-0		1-2-0		HOME		0-2-0		0-0-0		0-0-0					
4-10-0		1-2-0		2-6-0		AWAY		0-0-0		1-2-0		0-0-0					
0-0-0		0-0-0		0-0-0		NEUTRAL		0-0-0		0-0-0		0-0-0					
RPI	S	Opponent		Score		RPI	S	Opponent		Score		RPI	S	Opponent		Score	
2	H	Alabama		8 1		27	A	LSU		0 1		101	A	South Carolina		7 8	
2	H	Alabama		6 13		27	A	LSU		1 9		78	N	Iowa		10 2	
2	H	Alabama		1 5		27	A	LSU		2 3		95	H	Ole Miss		6 7	
4	H	Tennessee		0 8		31	A	Auburn		2 3		95	H	Ole Miss		0 13	
4	H	Tennessee		4 1		31	A	Auburn		1 5							
4	H	Tennessee		0 2		31	A	Auburn		5 1							
7	H	Florida		0 5		32	A	Tulsa		9 12							
7	H	Florida		0 6		32	H	Tulsa		0 6							
7	H	Florida		2 3		35	H	Mississippi St.		13 2							
14	H	Missouri		0 4		35	H	Mississippi St.		2 7							
15	A	Georgia		2 3		35	H	Mississippi St.		1 2							
15	A	Georgia		2 1		36	A	Kentucky		7 3							
15	A	Georgia		1 7		36	A	Kentucky		7 9							
17	A	South Fla.		6 7		37	A	Baylor		5 1							
						LAST 10 GAMES											
						15	A	Georgia		1 7		2	H	Alabama		8 1	
						15	A	Georgia		2 1		2	H	Alabama		6 13	
						15	A	Georgia		2 3		32	A	Tulsa		9 12	
						142	A	Missouri St.		4 0		31	A	Auburn		5 1	
						2	H	Alabama		1 5		31	A	Auburn		1 5	

Non-Div. I Games:

Arkansas

Average RPI Win:		155	WON-LOST		WINNING		LAST 10		STRENGTH OF		OPP. STRENGTH		TEAM		ADJ		CONF.		ADJ CONF.										
Average RPI Loss:		62	RECORD		PCT. RANK		GAMES		SCHEDULE		OF SCHEDULE		RPI		RPI		RPI		RPI										
DIV. I ONLY			42-18-0		.7	39	1-0-0		79		103		44		.5704		48	15		15									
DIV. I NON-CONF.			16-15-0		.51613	127	0-0-0		33		34		70		.54862		73	15		15									
TOTALS		RPI 1-25		RPI 26-50		W-L RECORDS		RPI 51-100		RPI 101-150		RPI 150+																	
42-18-0		0-6-0		1-0-0		OVERALL		11-9-0		6-2-0		24-1-0																	
18-5-0		0-0-0		1-0-0		HOME		5-5-0		4-0-0		8-0-0																	
18-9-0		0-6-0		0-0-0		AWAY		5-1-0		1-1-0		12-1-0																	
6-4-0		0-0-0		0-0-0		NEUTRAL		1-3-0		1-1-0		4-0-0																	
16-15-0		0-6-0		1-0-0		NON-CONFERENCE		8-8-0		2-1-0		5-0-0																	
7-4-0		0-0-0		1-0-0		HOME		3-4-0		1-0-0		2-0-0																	
6-8-0		0-6-0		0-0-		AWAY		5-1-0		1-1-0		0-0-0																	
3-3-0		0-0-0		0-0-0		NEUTRAL		0-3-0		0-0-0		3-0-0																	
26-3-0		0-0-0		0-0-0		CONFERENCE		3-1-0		4-1-0		19-1-0																	
11-1-0		0-0-0		0-0-0		HOME		2-1-0		3-0-0		6-0-0																	
12-1-0		0-0-0		0-0-0		AWAY		0-0-0		0-0-0		12-1-0																	
3-1-0		0-0-0		0-0-0		NEUTRAL		1-0-0		1-1-0		1-0-0																	
RPI	S	Opponent		Score		RPI	S	Opponent		Score		RPI	S	Opponent		Score		RPI	S	Opponent		Score							
4	A	Tennessee		0	9	36	H	Kentucky		2	1	53	N	Marshall		1	4	112	H	Col. of Charleston		4	1						
4	A	Tennessee		0	7							53	N	Marshall		1	4	112	H	Col. of Charleston		2	1						
15	A	Georgia		0	1							54	N	Wisconsin		2	3	112	H	Col. of Charleston		4	3						
17	A	South Fla.		0	2							55	H	Radford		4	6	112	N	Col. of Charleston		6	2						
21	A	Georgia Tech		1	5							61	H	Chattanooga		6	2	112	N	Col. of Charleston		3	4						
21	A	Georgia Tech		0	1							61	H	Chattanooga		4	9	136	A	Mercer		2	3						
												61	H	Chattanooga		2	0	136	A	Mercer		5	2						
												61	N	Chattanooga		5	2	139	H	Jacksonville St.		7	4						
												73	A	Kennesaw St.		5	1	162	N	Drake		2	0						
												73	A	Kennesaw St.		9	0	170	A	UNC Greensboro		10	2						
												73	A	Kennesaw St.		10	4	170	A	UNC Greensboro		9	3						
												75	H	Georgia St.		4	1	170	A	UNC Greensboro		4	2						
												75	H	Georgia St.		0	1	188	A	Appalachian St.		2	0						
												80	A	Jacksonville		0	2	188	A	Appalachian St.		7	2						
												80	A	Jacksonville		1	0	188	A	Appalachian St.		6	0						
												86	H	Albany (NY)		6	0	188	A	Appalachian St.		2	3						
												87	H	North Florida		1	2	189	N	George Washington		11	1						
												87	H	North Florida		1	4	196	H	Elon		4	0						
												87	H	North Florida		3	0	196	H	Elon		5	0						
												97	A	Coastal Caro.		5	2	196	H	Elon		6	5						
						LAST 10 GAMES																							
						112 N Col. of Charleston						205 A Furman						205 A Furman						205 A Furman					
						112 N Col. of Charleston						205 A Furman						208 H Western Caro.						208 H Western Caro.					
						61 N Chattanooga						205 A Furman						208 H Western Caro.						208 H Western Caro.					
						188 A Appalachian St.						196 H Elon						208 H Western Caro.						219 A Samford					
						219 N Samford						196 H Elon																	

RPI	S	Opponent	Score	
219	A	Samford	12	3
219	A	Samford	6	3
219	N	Samford	3	0
264	H	La Salle	8	0
264	H	La Salle	6	0
265	N	George Mason	10	1

RPI	S	Opponent	Score	
267	H	UNC Wilmington	3	0

Hofstra

H
o
f
s
t
r
a

H
o
f
s
t
r
a

Average RPI Win:		134	WON-LOST		WINNING		LAST 10		STRENGTH OF		OPP. STRENGTH		TEAM		ADJ		CONF.		ADJ CONF.	
Average RPI Loss:		62	RECORD		PCT. RANK		GAMES		SCHEDULE		OF SCHEDULE		RPI		RPI		RPI		RPI	
DIV. I ONLY			34-20-0		.62963		62		8-2-0		76		57		52		.56996		50	
DIV. I NON-CONF.			24-11-0		.68571		49		2-0-0		127		121		64		.55911		59	
TOTALS		RPI 1-25		RPI 26-50		W-L RECORDS		RPI 51-100		RPI 101-150		RPI 150+								
34-20-0		3-6-0		2-7-0		OVERALL		13-3-0		3-1-0		13-3-0								
18-4-0		2-1-0		0-3-0		HOME		3-0-0		2-0-0		11-0-0								
6-8-0		0-5-0		0-0-0		AWAY		5-3-0		0-0-0		1-0-0								
10-8-0		1-0-0		2-4-0		NEUTRAL		5-0-0		1-1-0		1-3-0								
24-11-0		1-2-0		2-3-0		NON-CONFERENCE		5-2-0		3-1-0		13-3-0								
13-0-0		0-0-0		0-0-0		HOME		0-0-0		2-0-0		11-0-0								
1-4-0		0-2-0		0-0-		AWAY		0-2-0		0-0-0		1-0-0								
10-7-0		1-0-0		2-3-0		NEUTRAL		5-0-0		1-1-0		1-3-0								
10-9-0		2-4-0		0-4-0		CONFERENCE		8-1-0		0-0-0		0-0-0								
5-4-0		2-1-0		0-3-0		HOME		3-0-0		0-0-0		0-0-0								
5-4-0		0-3-0		0-0-0		AWAY		5-1-0		0-0-0		0-0-0								
0-1-0		0-0-0		0-1-0		NEUTRAL		0-0-0		0-0-0		0-0-0								
RPI	S	Opponent		Score		RPI	S	Opponent		Score		RPI	S	Opponent		Score				
2	A	Alabama		1	19	29	H	Virginia Tech		0	5	53	N	Marshall		10	2			
2	A	Alabama		1	9	29	H	Virginia Tech		5	7	53	N	Marshall		2	1			
16	H	Florida St.		4	1	29	H	Virginia Tech		1	5	54	N	Wisconsin		4	3			
16	H	Florida St.		3	4	29	N	Virginia Tech		2	5	57	N	Illinois		5	0			
16	H	Florida St.		4	3	34	N	Massachusetts		6	16	60	H	Virginia		8	0			
21	A	Georgia Tech		0	5	34	N	Massachusetts		1	4	60	H	Virginia		6	5			
21	A	Georgia Tech		1	6	36	N	Kentucky		2	1	60	H	Virginia		3	1			
21	A	Georgia Tech		6	9	40	N	UAB		4	2	74	N	Southern Ill.		12	8			
25	N	Michigan		7	3	44	N	Boston U.		0	1	81	A	Fla. Gulf Coast		1	9			
												81	A	Fla. Gulf Coast		1	3			
												93	A	North Carolina St.		5	3			
												93	A	North Carolina St.		4	5			
												93	A	North Carolina St.		4	3			
												99	A	Boston College		11	0			
												99	A	Boston College		4	3			
												99	A	Boston College		4	3			
												99	A	Boston College		4	1			
												99	A	Boston College		4	1			
												99	A	Boston College		4	1			
												99	A	Boston College		4	1			
												99	A	Boston College		4	1			
												99	A	Boston College		4	1			
												99	A	Boston College		4	1			
												99	A	Boston College		4	1			
												99	A	Boston College		4	1			
												99	A	Boston College		4	1			
												99	A	Boston College		4	1			
												99	A	Boston College		4	1			
												99	A	Boston College		4	1			
												99	A	Boston College		4	1			
												99	A	Boston College		4	1			
												99	A	Boston College		4	1			
												99	A	Boston College		4	1			
												99	A	Boston College		4	1			
												99	A	Boston College		4	1			
												99	A	Boston College		4	1			
												99	A	Boston College		4	1			
												99	A	Boston College		4	1			
												99	A	Boston College		4	1			
												99	A	Boston College		4	1			
												99	A	Boston College		4	1			
												99	A	Boston College		4	1			
												99	A	Boston College		4	1			
												99	A	Boston College		4	1			
												99	A	Boston College		4	1			
												99	A	Boston College		4	1			
												99	A	Boston College		4	1			
												99	A	Boston College		4	1			
												99	A	Boston College		4	1			
												99	A	Boston College		4	1			
												99	A	Boston College		4	1			
												99	A	Boston College		4	1			

Non-Div. I Games:

Maryland

[illegible]

Non-Div. I Games:

Northwestern

RPI	S	Opponent	Score
92	A	Indiana	8 3
92	A	Indiana	3 11
92	A	Indiana	6 8
98	N	New Mexico	5 13

190	A	Michigan St.	15	1
26	A	DePaul	1	6
89	H	Ohio St.	8	5
89	H	Ohio St.	3	1
89	H	Ohio St.	2	6

Average RPI Win: 134		WON-LOST RECORD		WINNING PCT. RANK		LAST 10 GAMES		STRENGTH OF SCHEDULE		OPP. STRENGTH OF SCHEDULE		TEAM RPI		ADJ RPI		CONF. RPI		ADJ CONF. RPI	
DIV. I ONLY		35-21-0		.625 66		9-1-0		57		77		49		.56663 52		13		13	
DIV. I NON-CONF.		15-13-0		.53571 115		0-0-0		3		1		33		.59304 30		14		14	
TOTALS		RPI 1-25		RPI 26-50		W-L RECORDS		RPI 51-100		RPI 101-150		RPI 150+							
35-21-0		1-10-0		3-1-0		OVERALL		6-5-0		9-1-0		16-4-0							
10-4-0		0-0-0		0-1-0		HOME		0-0-0		3-0-0		7-3-0							
11-9-0		0-4-0		0-0-0		AWAY		4-3-0		2-1-0		5-1-0							
14-8-0		1-6-0		3-0-0		NEUTRAL		2-2-0		4-0-0		4-0-0							
15-13-0		1-10-0		3-1-0		NON-CONFERENCE		3-2-0		4-0-0		4-0-0							
0-1-0		0-0-0		0-1-0		HOME		0-0-0		0-0-0		0-0-0							
2-4-0		0-4-0		0-0-		AWAY		1-0-0		0-0-0		1-0-0							
13-8-0		1-6-0		3-0-0		NEUTRAL		2-2-0		4-0-0		3-0-0							
20-8-0		0-0-0		0-0-0		CONFERENCE		3-3-0		5-1-0		12-4-0							
10-3-0		0-0-0		0-0-0		HOME		0-0-0		3-0-0		7-3-0							
9-5-0		0-0-0		0-0-0		AWAY		3-3-0		2-1-0		4-1-0							
1-0-0		0-0-0		0-0-0		NEUTRAL		0-0-0		0-0-0		1-0-0							
RPI S	Opponent	Score		RPI S	Opponent	Score		RPI S	Opponent	Score		RPI S	Opponent	Score					
3 A	Arizona St.	3	14	26 H	DePaul	1	6	57 A	Illinois	1	0	105 N	Penn St.	1	0				
4 N	Tennessee	0	6	37 N	Baylor	6	4	65 N	Pittsburgh	0	8	119 N	Central Mich.	11	3				
7 N	Florida	0	11	43 N	South Ala.	2	1	69 N	Minnesota	0	9	121 N	Iowa St.	10	2				
9 N	Oregon	2	5	44 N	Boston U.	12	8	72 A	UNI	0	3	123 N	LIU Brooklyn	9	0				
10 A	Louisville	2	8					72 A	UNI	1	0	135 H	Creighton	8	0				
10 A	Louisville	0	8					74 A	Southern Ill.	1	2	135 H	Creighton	8	3				
17 A	South Fla.	0	1					74 A	Southern Ill.	13	3	135 H	Creighton	3	1				
17 N	South Fla.	3	6					74 A	Southern Ill.	5	0	142 A	Missouri St.	4	0				
21 N	Georgia Tech	0	6					74 A	Southern Ill.	1	6	142 A	Missouri St.	11	2				
25 N	Michigan	1	3					78 N	Iowa	7	3	142 A	Missouri St.	2	4				
25 N	Michigan	5	1					81 N	Fla. Gulf Coast	11	0	152 A	Bradley	5	3				
												152 A	Bradley	9	4				
												152 A	Bradley	4	1				
												162 H	Drake	7	0				
												162 H	Drake	4	5				
												162 H	Drake	3	2				
												162 N	Drake	3	0				
												174 N	Saint Louis	8	3				
												177 A	Northern Ill.	5	0				
												181 N	Maine	5	4				
												186 N	Georgetown	6	5				
												200 H	Wichita St.	4	1				
												200 H	Wichita St.	3	0				
												200 H	Wichita St.	5	3				
												224 A	Indiana St.	1	6				
												224 A	Indiana St.	3	0				
												224 H	Indiana St.	9	1				

Non-Div. I Games:

Illinois St.

RPI	S	Opponent	Score	
235	H	Evansville	1	2
235	H	Evansville	3	4
235	H	Evansville	4	0

Illinois St.

I
l
l
i
n
o
i
s
s
t
.

I
l
l
i
n
o
i
s
s
t
.

Average RPI Win: 141		WON-LOST RECORD		WINNING PCT. RANK		LAST 10 GAMES		STRENGTH OF SCHEDULE		OPP. STRENGTH OF SCHEDULE		TEAM RPI		ADJ RPI		CONF. RPI		ADJ CONF. RPI	
DIV. I ONLY		36-21-0		.63158 60		7-3-0		88		80		60		.56291 53		9		9	
DIV. I NON-CONF.		19-11-0		.63333 68		1-0-0		106		137		77		.54518 77		8		9	
TOTALS		RPI 1-25		RPI 26-50		W-L RECORDS		RPI 51-100		RPI 101-150		RPI 150+							
36-21-0		0-1-0		9-9-0		OVERALL		3-8-0		9-2-0		15-1-0							
16-8-0		0-0-0		6-6-0		HOME		0-1-0		5-1-0		5-0-0							
12-6-0		0-0-0		1-0-0		AWAY		2-5-0		3-0-0		6-1-0							
8-7-0		0-1-0		2-3-0		NEUTRAL		1-2-0		1-1-0		4-0-0							
19-11-0		0-1-0		2-2-0		NON-CONFERENCE		1-6-0		6-2-0		10-0-0							
10-2-0		0-0-0		0-0-0		HOME		0-1-0		5-1-0		5-0-0							
2-3-0		0-0-0		0-0-		AWAY		1-3-0		0-0-0		1-0-0							
7-6-0		0-1-0		2-2-0		NEUTRAL		0-2-0		1-1-0		4-0-0							
17-10-0		0-0-0		7-7-0		CONFERENCE		2-2-0		3-0-0		5-1-0							
6-6-0		0-0-0		6-6-0		HOME		0-0-0		0-0-0		0-0-0							
10-3-0		0-0-0		1-0-0		AWAY		1-2-0		3-0-0		5-1-0							
1-1-0		0-0-0		0-1-0		NEUTRAL		1-0-0		0-0-0		0-0-0							
RPI S	Opponent	Score		RPI S	Opponent	Score		RPI S	Opponent	Score		RPI S	Opponent	Score					
16 N	Florida St.	1	4	32 H	Tulsa	1	7	61 A	Chattanooga	1	4	110 H	Longwood	5	4				
				32 H	Tulsa	0	1	70 A	Lipscomb	1	4	110 H	Longwood	9	7				
				32 H	Tulsa	6	0	70 A	Lipscomb	2	1	113 N	St. John's (NY)	8	0				
				32 N	Tulsa	2	3	73 N	Kennesaw St.	3	4	118 N	Charleston So.	2	3				
				40 A	UAB	3	2	74 N	Southern Ill.	2	10	130 H	Kent St.	3	2				
				40 H	UAB	2	3	77 H	IPFW	2	9	130 H	Kent St.	4	6				
				40 H	UAB	3	4	85 A	East Carolina	0	3	144 H	Ohio	17	6				
				40 H	UAB	0	8	85 A	East Carolina	8	0	144 H	Ohio	10	0				
				41 H	UCF	4	0	85 A	East Carolina	2	3	146 A	Memphis	6	0				
				41 H	UCF	1	0	85 N	East Carolina	8	1	146 A	Memphis	1	0				
				41 H	UCF	5	0	97 A	Coastal Caro.	3	7	146 A	Memphis	1	0				
				42 H	Houston	1	0					175 N	Akron	3	1				
				42 H	Houston	2	3					189 N	George Washington	4	2				
				42 H	Houston	5	2					194 H	Wright St.	6	2				
				48 N	Ga. Southern	4	1					206 A	UTEP	7	6				
				48 N	Ga. Southern	4	1					206 A	UTEP	7	5				
				50 N	Maryland	1	2					206 A	UTEP	8	0				
				50 N	Maryland	2	10					207 A	Southern Miss.	6	2				
												207 A	Southern Miss.	2	1				
												207 A	Southern Miss.	2	3				
												215 A	Belmont	11	7				
												223 H	Morehead St.	10	1				
				32 N	Tulsa	2	3	41 H	UCF	5	0	223 H	Morehead St.	7	4				
				40 A	UAB	3	2	85 A	East Carolina	0	3	223 N	Morehead St.	9	4				
				85 N	East Carolina	8	1	85 A	East Carolina	2	3	265 N	George Mason	8	5				
				41 H	UCF	1	0	85 A	East Carolina	8	0	274 H	Bucknell	12	3				
				41 H	UCF	4	0	194 H	Wright St.	6	2	274 H	Bucknell	13	0				

Average RPI Win:		118	WON-LOST RECORD		WINNING PCT. RANK		LAST 10 GAMES		STRENGTH OF SCHEDULE		OPP. STRENGTH OF SCHEDULE		TEAM RPI		ADJ RPI		CONF. RPI		ADJ CONF. RPI					
DIV. I ONLY			34-19-0		.64151		55		5-5-0		77		55		50		.56287		54		6		6	
DIV. I NON-CONF.			21-9-0		.7		46		3-0-0		87		88		51		.56938		53		5		5	
TOTALS		RPI 1-25		RPI 26-50				W-L RECORDS				RPI 51-100				RPI 101-150				RPI 150+				
34-19-0		0-5-0		1-4-0				OVERALL				12-9-0				12-1-0				9-0-0				
14-4-0		0-2-0		0-0-0				HOME				4-2-0				3-0-0				7-0-0				
14-7-0		0-1-0		0-0-0				AWAY				6-6-0				7-0-0				1-0-0				
6-8-0		0-2-0		1-4-0				NEUTRAL				2-1-0				2-1-0				1-0-0				
21-9-0		0-3-0		1-4-0				NON-CONFERENCE				2-1-0				9-1-0				9-0-0				
7-0-0		0-0-0		0-0-0				HOME				0-0-0				0-0-0				7-0-0				
8-1-0		0-1-0		0-0-				AWAY				0-0-0				7-0-0				1-0-0				
6-8-0		0-2-0		1-4-0				NEUTRAL				2-1-0				2-1-0				1-0-0				
13-10-0		0-2-0		0-0-0				CONFERENCE				10-8-0				3-0-0				0-0-0				
7-4-0		0-2-0		0-0-0				HOME				4-2-0				3-0-0				0-0-0				
6-6-0		0-0-0		0-0-0				AWAY				6-6-0				0-0-0				0-0-0				
0-0-0		0-0-0		0-0-0				NEUTRAL				0-0-0				0-0-0				0-0-0				
RPI	S	Opponent		Score		RPI	S	Opponent		Score		RPI	S	Opponent		Score		RPI	S	Opponent		Score		
16	N	Florida St.		1	2	38	N	Oklahoma St.		0	1	51	H	Northwestern		6	10	104	A	UC Santa Barbara		4	0	
16	N	Florida St.		2	6	46	N	Kansas		0	4	51	H	Northwestern		12	4	105	H	Penn St.		9	0	
17	A	South Fla.		0	5	47	N	Arkansas		1	5	51	H	Northwestern		3	8	105	H	Penn St.		8	0	
25	H	Michigan		5	7	48	N	Ga. Southern		3	2	56	A	Purdue		5	6	105	H	Penn St.		4	1	
25	H	Michigan		1	5	50	N	Maryland		3	4	56	A	Purdue		7	1	113	N	St. John's (NY)		3	0	
												56	A	Purdue		2	7	118	A	Charleston So.		3	2	
												57	A	Illinois		8	0	119	N	San Diego		6	3	
												57	A	Illinois		7	8	119	N	San Diego		9	10	
												57	A	Illinois		10	7	127	A	Loyola Chicago		3	1	
												62	A	Nebraska		4	6	127	A	Loyola Chicago		8	4	
												62	A	Nebraska		1	4	140	A	Nevada		11	9	
												62	A	Nebraska		3	1	140	A	Nevada		7	1	
												69	H	Minnesota		11	10	140	A	Nevada		8	5	
												69	H	Minnesota		3	0	152	H	Bradley		2	0	
												69	H	Minnesota		5	1	162	N	Drake		8	0	
												74	N	Southern Ill.		12	3	176	H	Western Ill.		7	1	
												78	A	Iowa		3	4	176	H	Western Ill.		12	11	
												78	A	Iowa		1	0	178	A	Ill.-Chicago		5	0	
												78	A	Iowa		5	4	216	H	Green Bay		4	0	
												91	N	Connecticut		5	3	216	H	Green Bay		5	2	
																		224	H	Indiana St.		9	7	
																		224	H	Indiana St.		8	0	
						LAST 10 GAMES																		

Non-Div. I Games:

Wisconsin

RPI	S	Opponent	Score	
94	N	San Jose St.	0	9
216	H	Green Bay	5	2
216	H	Green Bay	4	0
152	H	Bradley	2	0
56	A	Purdue	5	6
56	A	Purdue	7	1

W
i
s
c
o
n
s
i
n

W
i
s
c
o
n
s
i
n

RPI	S	Opponent	Score	
201	H	Winthrop	8	0
218	N	Marist	5	1
222	A	Liberty	6	3
222	H	Liberty	9	1
222	H	Liberty	4	3
245	H	Presbyterian	0	4
245	H	Presbyterian	4	2
245	H	Presbyterian	7	2

Radford

R
a
d
f
o
r
d

R
a
d
f
o
r
d

Average RPI Win: 121		WON-LOST RECORD	WINNING PCT. RANK	LAST 10 GAMES	STRENGTH OF SCHEDULE	OPP. STRENGTH OF SCHEDULE	TEAM RPI	ADJ RPI	CONF. RPI	ADJ CONF. RPI							
Average RPI Loss: 57																	
DIV. I ONLY		31-22-0	.58491	88	3-7-0	55	66	54	.56131	56	6	6					
DIV. I NON-CONF.		18-12-0	.6	81	0-1-0	21	92	46	.57325	49	5	5					
<hr/>																	
TOTALS		RPI 1-25		RPI 26-50		W-L RECORDS		RPI 51-100		RPI 101-150		RPI 150+					
31-22-0		0-6-0		2-3-0		OVERALL		13-10-0		6-3-0		10-0-0					
11-3-0		0-0-0		0-1-0		HOME		4-1-0		3-1-0		4-0-0					
9-12-0		0-3-0		1-0-0		AWAY		7-9-0		0-0-0		1-0-0					
11-7-0		0-3-0		1-2-0		NEUTRAL		2-0-0		3-2-0		5-0-0					
<hr/>																	
18-12-0		0-3-0		2-3-0		NON-CONFERENCE		6-3-0		3-3-0		7-0-0					
1-2-0		0-0-0		0-1-0		HOME		0-0-0		0-1-0		1-0-0					
6-3-0		0-0-0		1-0-		AWAY		4-3-0		0-0-0		1-0-0					
11-7-0		0-3-0		1-2-0		NEUTRAL		2-0-0		3-2-0		5-0-0					
<hr/>																	
13-10-0		0-3-0		0-0-0		CONFERENCE		7-7-0		3-0-0		3-0-0					
10-1-0		0-0-0		0-0-0		HOME		4-1-0		3-0-0		3-0-0					
3-9-0		0-3-0		0-0-0		AWAY		3-6-0		0-0-0		0-0-0					
0-0-0		0-0-0		0-0-0		NEUTRAL		0-0-0		0-0-0		0-0-0					
<hr/>																	
RPI	S	Opponent		Score		RPI	S	Opponent		Score		RPI	S	Opponent		Score	
1	N	California		1	9	30	H	Notre Dame		6	8	54	H	Wisconsin		7	2
9	N	Oregon		1	9	33	N	BYU		1	14	54	H	Wisconsin		1	7
9	N	Oregon		1	8	43	N	South Ala.		5	7	54	H	Wisconsin		6	5
25	A	Michigan		0	8	45	A	San Diego St.		6	5	57	A	Illinois		4	2
25	A	Michigan		1	2	45	N	San Diego St.		2	1	57	A	Illinois		6	8
25	A	Michigan		5	8							57	A	Illinois		1	3
												59	A	Fresno St.		2	5
												59	A	Fresno St.		1	6
												61	A	Chattanooga		6	0
												66	N	Troy		10	4
												68	A	Ball St.		7	9
												68	A	Ball St.		8	6
												69	A	Minnesota		2	5
												69	A	Minnesota		3	5
												69	A	Minnesota		12	2
												84	A	Valparaiso		4	3
												89	H	Ohio St.		8	3
												89	H	Ohio St.		2	1
												92	A	Indiana		2	3
												92	A	Indiana		11	2
<hr/>																	
LAST 10 GAMES																	
						25	A	Michigan		0	8						
						25	A	Michigan		5	8						
						25	A	Michigan		1	2						
						69	A	Minnesota		12	2						
						69	A	Minnesota		2	5						
<hr/>																	
RPI	S	Opponent		Score		RPI	S	Opponent		Score		RPI	S	Opponent		Score	
105	H	Penn St.		2	1	105	H	Penn St.		7	0	105	H	Penn St.		5	0
109	N	UNLV		2	6	110	N	Longwood		8	0	115	N	UT Martin		12	5
127	H	Loyola Chicago		1	3	133	N	Temple		1	5	138	N	Central Ark.		8	6
167	N	Butler		3	0	172	N	Bryant		10	2	190	H	Michigan St.		10	6
190	H	Michigan St.		8	4	190	H	Michigan St.		2	0	192	N	Northern Colo.		10	1
199	A	Cal St. Fullerton		8	6	215	N	Belmont		10	1	226	H	IUPUI		9	1
258	N	Niagara		14	6												

Non-Div. I Games:

Purdue

RPI	S	Opponent	Score
92	A	Indiana	5 9
93	N	North Carolina St.	7 5
98	A	New Mexico	10 6

69	A	Minnesota	3 5
54	H	Wisconsin	6 5
54	H	Wisconsin	1 7
54	H	Wisconsin	7 2
127	H	Loyola Chicago	1 3

Average RPI Win:	96	WON-LOST	WINNING	LAST 10	STRENGTH OF	OPP. STRENGTH	TEAM	ADJ	CONF.	ADJ CONF.					
Average RPI Loss:	59	RECORD	PCT. RANK	GAMES	SCHEDULE	OF SCHEDULE	RPI	RPI	RPI	RPI					
DIV. I ONLY		27-26-0	.50943	130	6-4-0	39	34	67	.56074	57	6	6			
DIV. I NON-CONF.		16-12-0	.57143	95	1-0-0	18	30	45	.57736	44	5	5			
<hr/>															
TOTALS	RPI 1-25	RPI 26-50		W-L RECORDS		RPI 51-100		RPI 101-150		RPI 150+					
27-26-0	2-4-0	5-4-0		OVERALL		8-16-0		5-0-0		7-2-0					
11-5-0	0-0-0	0-0-0		HOME		6-5-0		3-0-0		2-0-0					
4-12-0	2-1-0	0-1-0		AWAY		0-10-0		1-0-0		1-0-0					
12-9-0	0-3-0	5-3-0		NEUTRAL		2-1-0		1-0-0		4-2-0					
16-12-0	0-3-0	5-4-0		NON-CONFERENCE		3-3-0		2-0-0		6-2-0					
3-1-0	0-0-0	0-0-0		HOME		1-1-0		0-0-0		2-0-0					
2-2-0	0-0-0	0-0-		AWAY		0-1-0		1-0-0		1-0-0					
11-9-0	0-3-0	5-3-0		NEUTRAL		2-1-0		1-0-0		3-2-0					
11-14-0	2-1-0	0-0-0		CONFERENCE		5-13-0		3-0-0		1-0-0					
8-4-0	0-0-0	0-0-0		HOME		5-4-0		3-0-0		0-0-0					
2-10-0	2-1-0	0-0-0		AWAY		0-9-0		0-0-0		0-0-0					
1-0-0	0-0-0	0-0-0		NEUTRAL		0-0-0		0-0-0		1-0-0					
<hr/>															
RPI S	Opponent	Score		RPI S	Opponent	Score		RPI S	Opponent	Score		RPI S	Opponent	Score	
4 N	Tennessee	7	10	26 A	DePaul	0	3	51 A	Northwestern	3	7	105 H	Penn St.	4	2
10 N	Louisville	3	8	34 N	Massachusetts	1	4	51 A	Northwestern	2	10	105 H	Penn St.	6	3
17 N	South Fla.	0	8	34 N	Massachusetts	7	2	51 A	Northwestern	2	3	105 H	Penn St.	3	2
25 A	Michigan	5	1	34 N	Massachusetts	4	2	52 H	Illinois St.	0	1	106 N	New Mexico St.	4	3
25 A	Michigan	1	2	40 N	UAB	1	0	54 H	Wisconsin	0	8	109 A	UNLV	3	2
25 A	Michigan	2	0	44 N	Boston U.	5	4	54 H	Wisconsin	8	7	156 N	Fla. Atlantic	5	8
				44 N	Boston U.	1	8	54 H	Wisconsin	7	10	156 N	Fla. Atlantic	7	6
				49 N	Hofstra	2	0	56 H	Purdue	2	4	164 A	Eastern Ill.	4	1
				50 N	Maryland	0	5	56 H	Purdue	8	6	169 N	Seton Hall	0	1
								56 H	Purdue	3	1	176 H	Western Ill.	5	1
								61 N	Chattanooga	4	0	190 N	Michigan St.	8	0
								62 A	Nebraska	0	11	193 N	Providence	3	1
								62 A	Nebraska	1	4	201 N	Winthrop	3	2
								62 A	Nebraska	1	5	224 H	Indiana St.	7	2
								63 A	FIU	0	8				
								65 N	Pittsburgh	1	0				
								65 N	Pittsburgh	1	2				
								69 H	Minnesota	4	3				
								69 H	Minnesota	4	14				
								69 H	Minnesota	2	0				
				LAST 10 GAMES											
				51 A Northwestern				2				10			
				51 A Northwestern				3				7			
				51 A Northwestern				2				3			
				105 H Penn St.				3				2			
				105 H Penn St.				6				3			

Non-Div. I Games:

Illinois

105	H Penn St.	4	2
74	H Southern Ill.	3	2
25	A Michigan	2	0
25	A Michigan	1	2
25	A Michigan	5	1

Average RPI Win:		146	WON-LOST		WINNING		LAST 10		STRENGTH OF		OPP. STRENGTH		TEAM	ADJ		CONF.	ADJ CONF.	
Average RPI Loss:		49	RECORD		PCT. RANK		GAMES		SCHEDULE		OF SCHEDULE		RPI	RPI		RPI	RPI	
DIV. I ONLY			34-20-0		.62963		62		5-5-0		83		58		55		.55954	
DIV. I NON-CONF.			26-16-0		.61905		76		0-3-0		86		43		66		.5528	
TOTALS		RPI 1-25		RPI 26-50		W-L RECORDS		RPI 51-100		RPI 101-150		RPI 150+						
34-20-0		0-13-0		3-1-0		OVERALL		4-1-0		14-3-0		13-2-0						
13-4-0		0-3-0		0-0-0		HOME		3-1-0		4-0-0		6-0-0						
8-9-0		0-6-0		2-1-0		AWAY		0-0-0		5-2-0		1-0-0						
13-7-0		0-4-0		1-0-0		NEUTRAL		1-0-0		5-1-0		6-2-0						
26-16-0		0-13-0		1-0-0		NON-CONFERENCE		2-0-0		10-1-0		13-2-0						
8-3-0		0-3-0		0-0-0		HOME		1-0-0		1-0-0		6-0-0						
5-6-0		0-6-0		0-0-		AWAY		0-0-0		4-0-0		1-0-0						
13-7-0		0-4-0		1-0-0		NEUTRAL		1-0-0		5-1-0		6-2-0						
8-4-0		0-0-0		2-1-0		CONFERENCE		2-1-0		4-2-0		0-0-0						
5-1-0		0-0-0		0-0-0		HOME		2-1-0		3-0-0		0-0-0						
3-3-0		0-0-0		2-1-0		AWAY		0-0-0		1-2-0		0-0-0						
0-0-0		0-0-0		0-0-0		NEUTRAL		0-0-0		0-0-0		0-0-0						
RPI	S	Opponent		Score		RPI	S	Opponent		Score		RPI	S	Opponent		Score		
3	A	Arizona St.		0	4	30	N	Notre Dame		3	1	69	H	Minnesota		2	1	
6	N	Oklahoma		0	9	45	A	San Diego St.		4	3	76	N	North Dakota St.		7	4	
7	N	Florida		0	3	45	A	San Diego St.		1	7	98	H	New Mexico		8	6	
8	H	Texas A&M		8	10	45	A	San Diego St.		6	1	98	H	New Mexico		5	6	
8	H	Texas A&M		4	5							98	H	New Mexico		8	5	
8	H	Texas A&M		2	9													
9	A	Oregon		4	6													
9	A	Oregon		6	14													
9	A	Oregon		1	4													
13	N	UCLA		1	4													
14	A	Missouri		0	8													
14	A	Missouri		0	8													
18	N	Washington		4	7													
LAST 10 GAMES																		
		8 H Texas A&M		2	9	45	A	San Diego St.		6	1	199	N	Cal St. Fullerton		1	2	
		8 H Texas A&M		8	10	98	H	New Mexico		5	6	200	N	Wichita St.		5	4	
		8 H Texas A&M		4	5	98	H	New Mexico		8	6	211	N	Cal St. Northridge		5	3	
		45 A San Diego St.		1	7	98	H	New Mexico		8	5	213	H	Weber St.		7	2	
		45 A San Diego St.		4	3	102	A	Colorado St.		11	7	213	H	Weber St.		2	1	

Non-Div. I Games:

Boise St.

Boise St.

Through Games Of Through May 13, 2012

RPI	S	Opponent	Score	
231	H	Seattle	8	3
231	H	Seattle	9	0
234	A	Idaho St.	7	6
278	N	Howard	16	1
282	N	Alcorn St.	4	0

Boise St.

B
o
i
s
e
s
t
.

B
o
i
s
e
s
t
.

Average RPI Win:	126	WON-LOST RECORD	WINNING PCT. RANK	LAST 10 GAMES	STRENGTH OF SCHEDULE	OPP. STRENGTH OF SCHEDULE	TEAM RPI	ADJ RPI	CONF. RPI	ADJ CONF. RPI		
Average RPI Loss:	80											
DIV. I ONLY		36-23-0	.61017	77	5-5-0	84	56	62	.55915	59	10	10
DIV. I NON-CONF.		20-15-0	.57143	95	0-0-0	110	32	87	.53867	86	10	10
<hr/>												
TOTALS	RPI 1-25	RPI 26-50		W-L RECORDS		RPI 51-100		RPI 101-150		RPI 150+		
36-23-0	2-8-0	3-2-0		OVERALL		8-3-0		7-6-0		16-4-0		
24-8-0	0-2-0	2-0-0		HOME		5-0-0		4-4-0		13-2-0		
3-5-0	0-3-0	0-0-0		AWAY		1-1-0		2-1-0		0-0-0		
9-10-0	2-3-0	1-2-0		NEUTRAL		2-2-0		1-1-0		3-2-0		
20-15-0	1-5-0	1-1-0		NON-CONFERENCE		6-2-0		2-5-0		10-2-0		
14-7-0	0-2-0	0-0-0		HOME		5-0-0		1-4-0		8-1-0		
0-0-0	0-0-0	0-0-		AWAY		0-0-0		0-0-0		0-0-0		
6-8-0	1-3-0	1-1-0		NEUTRAL		1-2-0		1-1-0		2-1-0		
16-8-0	1-3-0	2-1-0		CONFERENCE		2-1-0		5-1-0		6-2-0		
10-1-0	0-0-0	2-0-0		HOME		0-0-0		3-0-0		5-1-0		
3-5-0	0-3-0	0-0-0		AWAY		1-1-0		2-1-0		0-0-0		
3-2-0	1-0-0	0-1-0		NEUTRAL		1-0-0		0-0-0		1-1-0		
<hr/>												
RPI S	Opponent	Score	RPI S	Opponent	Score	RPI S	Opponent	Score	RPI S	Opponent	Score	
1 H	California	5 8	26 N	DePaul	0 4	56 H	Purdue	6 1	104 H	UC Santa Barbara	2 1	
3 N	Arizona St.	0 4	33 H	BYU	3 1	56 H	Purdue	5 2	106 H	New Mexico St.	1 0	
9 H	Oregon	4 5	33 H	BYU	10 9	60 N	Virginia	1 0	106 H	New Mexico St.	2 1	
11 N	Arizona	0 9	33 N	BYU	3 8	76 H	North Dakota St.	1 0	106 H	New Mexico St.	3 1	
12 N	La.-Lafayette	1 9	45 N	San Diego St.	4 1	78 N	Iowa	1 7	109 H	UNLV	5 8	
13 N	UCLA	6 3				89 N	Ohio St.	0 3	109 H	UNLV	2 12	
20 A	Hawaii	3 11				91 H	Connecticut	6 1	111 H	Long Beach St.	1 4	
20 A	Hawaii	0 1				91 H	Connecticut	8 3	119 N	San Diego	4 6	
20 A	Hawaii	0 2				94 A	San Jose St.	1 0	121 N	Iowa St.	3 0	
20 N	Hawaii	9 7				94 A	San Jose St.	1 2	134 H	Sacramento St.	1 2	
						94 N	San Jose St.	4 3	140 A	Nevada	3 0	
									140 A	Nevada	3 4	
									140 A	Nevada	7 3	
									151 N	Charlotte	5 1	
									154 H	Louisiana Tech	4 6	
									154 H	Louisiana Tech	4 0	
									154 H	Louisiana Tech	4 0	
									154 N	Louisiana Tech	7 17	
									154 N	Louisiana Tech	11 2	
									167 H	Butler	9 1	
									167 H	Butler	12 1	
									171 N	Saint Joseph's	3 0	
									180 H	Utah St.	4 0	
									180 H	Utah St.	8 0	
									180 H	Utah St.	5 2	
									182 H	UC Riverside	7 3	
									187 H	Cal Poly	3 4	
<hr/>												
			LAST 10 GAMES									
			33 N	BYU	3 8	154 H	Louisiana Tech	4 6				
			20 N	Hawaii	9 7	154 H	Louisiana Tech	4 0				
			154 N	Louisiana Tech	11 2	154 H	Louisiana Tech	4 0				
			94 N	San Jose St.	4 3	20 A	Hawaii	0 2				
			154 N	Louisiana Tech	7 17	20 A	Hawaii	0 1				

Non-Div. I Games:

Fresno St.

RPI	S	Opponent	Score	
199	H	Cal St. Fullerton	2	0
199	H	Cal St. Fullerton	8	0
204	H	Toledo	9	1
211	N	Cal St. Northridge	5	8
254	H	Santa Clara	7	0
254	H	Santa Clara	8	0

Fresno St.

F
r
e
s
n
o
s
t
.

F
r
e
s
n
o
s
t
.

Average RPI Win:		130	WON-LOST RECORD		WINNING PCT. RANK		LAST 10 GAMES		STRENGTH OF SCHEDULE		OPP. STRENGTH OF SCHEDULE		TEAM RPI		ADJ RPI		CONF. RPI		ADJ CONF. RPI				
DIV. I ONLY			26-25-0		.5098 129		6-4-0		34		41		64		.55902 60		4		4				
DIV. I NON-CONF.			18-11-0		.62069 74		3-0-0		68		93		63		.55444 63		4		4				
TOTALS		RPI 1-25		RPI 26-50		W-L RECORDS		RPI 51-100		RPI 101-150		RPI 150+											
26-25-0		3-9-0		2-8-0		OVERALL		7-6-0		5-2-0		9-0-0											
10-8-0		0-3-0		0-3-0		HOME		3-2-0		1-0-0		6-0-0											
9-7-0		3-0-0		1-5-0		AWAY		3-1-0		2-1-0		0-0-0											
7-10-0		0-6-0		1-0-0		NEUTRAL		1-3-0		2-1-0		3-0-0											
18-11-0		0-5-0		1-0-0		NON-CONFERENCE		3-4-0		5-2-0		9-0-0											
8-1-0		0-0-0		0-0-0		HOME		1-1-0		1-0-0		6-0-0											
3-1-0		0-0-0		0-0-		AWAY		1-0-0		2-1-0		0-0-0											
7-9-0		0-5-0		1-0-0		NEUTRAL		1-3-0		2-1-0		3-0-0											
8-14-0		3-4-0		1-8-0		CONFERENCE		4-2-0		0-0-0		0-0-0											
2-7-0		0-3-0		0-3-0		HOME		2-1-0		0-0-0		0-0-0											
6-6-0		3-0-0		1-5-0		AWAY		2-1-0		0-0-0		0-0-0											
0-1-0		0-1-0		0-0-0		NEUTRAL		0-0-0		0-0-0		0-0-0											
RPI	S	Opponent		Score		RPI	S	Opponent		Score		RPI	S	Opponent		Score		RPI	S	Opponent		Score	
6	N	Oklahoma		1	9	28	H	North Carolina		0	2	55	H	Radford		7	1	105	N	Penn St.		13	1
9	N	Oregon		2	6	28	H	North Carolina		6	7	55	H	Radford		1	12	110	A	Longwood		0	3
10	N	Louisville		1	2	28	H	North Carolina		2	3	59	N	Fresno St.		0	1	110	A	Longwood		2	0
16	H	Florida St.		1	3	29	A	Virginia Tech		2	4	78	N	Iowa		0	2	113	N	St. John's (NY)		4	1
16	H	Florida St.		0	5	29	A	Virginia Tech		1	0	85	A	East Carolina		3	1	132	N	UC Davis		5	11
16	H	Florida St.		0	2	29	A	Virginia Tech		3	4	90	N	Fordham		1	2	144	A	Ohio		7	6
21	A	Georgia Tech		3	1	49	N	Hofstra		7	2	90	N	Fordham		6	4	144	H	Ohio		9	2
21	A	Georgia Tech		13	2	50	A	Maryland		0	8	93	H	North Carolina St.		4	14	171	H	Saint Joseph's		8	3
21	A	Georgia Tech		3	1	50	A	Maryland		5	6	93	H	North Carolina St.		5	1	171	H	Saint Joseph's		3	1
21	N	Georgia Tech		4	6	50	A	Maryland		1	3	93	H	North Carolina St.		2	0	222	H	Liberty		6	5
22	N	Syracuse		1	3							99	A	Boston College		5	1	222	H	Liberty		7	1
25	N	Michigan		1	7							99	A	Boston College		7	4	236	N	Canisius		7	2
												99	A	Boston College		4	10	240	N	Drexel		14	0
																		240	N	Drexel		5	2
																		244	H	Colgate		13	2
																		265	H	George Mason		5	1
LAST 10 GAMES																							
						21	N	Georgia Tech		4	6	222	H	Liberty		6	5						
						265	H	George Mason		5	1	222	H	Liberty		7	1						
						93	H	North Carolina St.		5	1	29	A	Virginia Tech		3	4						
						93	H	North Carolina St.		2	0	29	A	Virginia Tech		2	4						
						93	H	North Carolina St.		4	14	29	A	Virginia Tech		1	0						

Non-Div. I Games:

Virginia

Average RPI Win:		172	WON-LOST RECORD		WINNING PCT. RANK		LAST 10 GAMES		STRENGTH OF SCHEDULE		OPP. STRENGTH OF SCHEDULE		TEAM RPI		ADJ RPI		CONF. RPI		ADJ CONF. RPI				
DIV. I ONLY			39-16-0		.70909 34		8-2-0		123		121		56		.5579 61		15		15				
DIV. I NON-CONF.			17-12-0		.58621 90		0-0-0		122		101		90		.53195 91		15		15				
TOTALS		RPI 1-25		RPI 26-50		W-L RECORDS		RPI 51-100		RPI 101-150		RPI 150+											
39-16-0		0-1-0		2-7-0		OVERALL		4-6-0		4-1-0		29-1-0											
20-2-0		0-0-0		1-1-0		HOME		2-1-0		3-0-0		14-0-0											
8-5-0		0-1-0		1-2-0		AWAY		0-2-0		0-0-0		7-0-0											
11-9-0		0-0-0		0-4-0		NEUTRAL		2-3-0		1-1-0		8-1-0											
17-12-0		0-1-0		1-4-0		NON-CONFERENCE		4-6-0		0-0-0		12-1-0											
8-2-0		0-0-0		1-1-0		HOME		2-1-0		0-0-0		5-0-0											
0-3-0		0-1-0		0-0-		AWAY		0-2-0		0-0-0		0-0-0											
9-7-0		0-0-0		0-3-0		NEUTRAL		2-3-0		0-0-0		7-1-0											
22-4-0		0-0-0		1-3-0		CONFERENCE		0-0-0		4-1-0		17-0-0											
12-0-0		0-0-0		0-0-0		HOME		0-0-0		3-0-0		9-0-0											
8-2-0		0-0-0		1-2-0		AWAY		0-0-0		0-0-0		7-0-0											
2-2-0		0-0-0		0-1-0		NEUTRAL		0-0-0		1-1-0		1-0-0											
RPI	S	Opponent		Score		RPI	S	Opponent		Score		RPI	S	Opponent		Score		RPI	S	Opponent		Score	
16	A	Florida St.		0	1	28	N	North Carolina		0	10	51	N	Northwestern		6	2	112	H	Col. of Charleston		11	1
						34	N	Massachusetts		11	12	53	H	Marshall		4	1	112	H	Col. of Charleston		2	1
						40	H	UAB		9	8	56	H	Purdue		0	6	112	H	Col. of Charleston		11	2
						40	H	UAB		3	6	57	N	Illinois		0	4	112	N	Col. of Charleston		6	1
						41	N	UCF		2	6	66	N	Troy		8	9	112	N	Col. of Charleston		6	7
						48	A	Ga. Southern		2	6	66	N	Troy		0	6	156	N	Fla. Atlantic		7	1
						48	A	Ga. Southern		0	2	75	A	Georgia St.		1	5	160	H	Tennessee Tech		8	0
						48	A	Ga. Southern		9	4	84	H	Valparaiso		7	0	164	N	Eastern Ill.		4	5
						48	N	Ga. Southern		2	5	95	A	Ole Miss		6	9	165	H	SIU Edwardsville		4	1
												95	N	Ole Miss		5	3	170	A	UNC Greensboro		7	1
																		170	A	UNC Greensboro		6	3
																		170	A	UNC Greensboro		9	1
																		188	A	Appalachian St.		16	4
																		191	N	Florida A&M		5	3
																		196	H	Elon		9	2
																		196	H	Elon		14	11
																		196	H	Elon		4	3
																		196	N	Elon		8	1
																		197	H	Dayton		19	0
																		198	N	Bethune-Cookman		12	1
																		205	H	Furman		2	0
																		205	H	Furman		8	5
																		205	H	Furman		12	7
																		208	H	Western Caro.		4	1
																		208	H	Western Caro.		10	2
																		208	H	Western Caro.		5	4
																		215	N	Belmont		10	2
LAST 10 GAMES																							
						112	N	Col. of Charleston		6	7	170	A	UNC Greensboro		7	1	205	H	Furman		12	7
						48	N	Ga. Southern		2	5	170	A	UNC Greensboro		9	1	208	H	Western Caro.		4	1
						112	N	Col. of Charleston		6	1	205	H	Furman		8	5	208	H	Western Caro.		10	2
						196	N	Elon		8	1	205	H	Furman		12	7	208	H	Western Caro.		5	4
						170	A	UNC Greensboro		6	3	205	H	Furman		2	0	215	N	Belmont		10	2

Non-Div. I Games:

Chattanooga

RPI	S	Opponent	Score	
219	A	Samford	14	0
219	A	Samford	9	0
219	A	Samford	15	5
225	H	East Tenn. St.	6	1
226	N	IUPUI	13	5
236	N	Canisius	8	0
258	H	Niagara	5	3
266	N	Hartford	11	1

Chattanooga

C
h
a
t
t
a
n
o
o
g
a

C
h
a
t
t
a
n
o
o
g
a

Average RPI Win:	130	WON-LOST RECORD	WINNING PCT. RANK	LAST 10 GAMES	STRENGTH OF SCHEDULE	OPP. STRENGTH OF SCHEDULE	TEAM RPI	ADJ RPI	CONF. RPI	ADJ CONF. RPI	
DIV. I ONLY		33-22-0	.682	4-6-0	86	54	66	.55716	62	6	
DIV. I NON-CONF.		19-13-0	.59375	0-1-0	90	38	73	.55158	68	5	
<hr/>											
TOTALS	RPI 1-25	RPI 26-50		W-L RECORDS	RPI 51-100		RPI 101-150		RPI 150+		
33-22-0	2-8-0	1-3-0		OVERALL	12-9-0		6-1-0		12-1-0		
15-1-0	0-0-0	0-0-0		HOME	8-1-0		1-0-0		6-0-0		
7-12-0	0-2-0	0-1-0		AWAY	4-8-0		2-1-0		1-0-0		
11-9-0	2-6-0	1-2-0		NEUTRAL	0-0-0		3-0-0		5-1-0		
<hr/>											
19-13-0	2-8-0	1-3-0		NON-CONFERENCE	0-0-0		6-1-0		10-1-0		
5-0-0	0-0-0	0-0-0		HOME	0-0-0		1-0-0		4-0-0		
3-4-0	0-2-0	0-0-		AWAY	0-0-0		2-1-0		1-0-0		
11-9-0	2-6-0	1-2-0		NEUTRAL	0-0-0		3-0-0		5-1-0		
<hr/>											
14-9-0	0-0-0	0-0-0		CONFERENCE	12-9-0		0-0-0		2-0-0		
10-1-0	0-0-0	0-0-0		HOME	8-1-0		0-0-0		2-0-0		
4-8-0	0-0-0	0-0-0		AWAY	4-8-0		0-0-0		0-0-0		
0-0-0	0-0-0	0-0-0		NEUTRAL	0-0-0		0-0-0		0-0-0		
<hr/>											
RPI S	Opponent	Score		RPI S	Opponent	Score		RPI S	Opponent	Score	
5 N	Texas	0	3	38 A	Oklahoma St.	0	2	102 N	Colorado St.	10	2
8 A	Texas A&M	0	6	39 N	Texas St.	1	5	106 A	New Mexico St.	15	2
8 A	Texas A&M	1	4	39 N	Texas St.	1	2	106 A	New Mexico St.	10	2
9 N	Oregon	2	4	42 N	Houston	2	0	127 N	Loyola Chicago	4	2
11 N	Arizona	11	10					127 N	Loyola Chicago	8	0
14 N	Missouri	6	4					135 A	Creighton	1	2
18 N	Washington	3	6					135 H	Creighton	3	0
18 N	Washington	0	4					187 N	Cal Poly	7	14
21 N	Georgia Tech	5	6					190 H	Michigan St.	3	0
24 N	Oregon St.	3	11					190 H	Michigan St.	5	3
								211 N	Cal St. Northridge	10	2
								212 N	Stephen F. Austin	9	0
								213 N	Weber St.	12	4
								232 A	Neb. Omaha	1	0
								232 H	Neb. Omaha	2	1
								234 N	Idaho St.	12	4
								237 H	South Dakota St.	8	0
								257 H	South Dakota	8	0
								257 H	South Dakota	7	0
								284 N	Ark.-Pine Bluff	16	0
<hr/>											
				LAST 10 GAMES							
				54 H Wisconsin				4 1			
				54 H Wisconsin				6 4			
				54 H Wisconsin				1 3			
				92 A Indiana				2 4			
				92 A Indiana				2 4			

Non-Div. I Games:

Nebraska

Nebraska

RPI	S	Opponent	Score
92	A	Indiana	2 4
92	A	Indiana	2 6
190	H	Michigan St.	5 3
190	H	Michigan St.	3 0
135	A	Creighton	1 2
89	A	Ohio St.	0 4

Nebraska

F
I
U

FIU				Through Games Of Through May 13, 2012										
Average RPI Win: 116		WON-LOST RECORD	WINNING PCT. RANK	LAST 10 GAMES		STRENGTH OF SCHEDULE	OPP. STRENGTH OF SCHEDULE	TEAM RPI	ADJ RPI		CONF. RPI	ADJ CONF. RPI		
Average RPI Loss: 58														
DIV. I ONLY		28-27-0	.50909 134	4-6-0		31	45	63	.55647	63	7	7		
DIV. I NON-CONF.		12-16-0	.42857 170	0-2-0		19	21	85	.53875	85	7	7		
<hr/>														
TOTALS		RPI 1-25	RPI 26-50		W-L RECORDS	RPI 51-100		RPI 101-150		RPI 150+				
28-27-0		2-8-0	2-8-0		OVERALL	9-7-0		7-2-0		8-2-0				
17-8-0		1-3-0	1-3-0		HOME	4-1-0		5-0-0		6-1-0				
8-11-0		0-3-0	1-2-0		AWAY	4-4-0		2-1-0		1-1-0				
3-8-0		1-2-0	0-3-0		NEUTRAL	1-2-0		0-1-0		1-0-0				
<hr/>														
12-16-0		1-6-0	1-5-0		NON-CONFERENCE	3-2-0		2-1-0		5-2-0				
9-5-0		0-1-0	1-3-0		HOME	2-0-0		2-0-0		4-1-0				
1-5-0		0-3-0	0-0-		AWAY	1-1-0		0-0-0		0-1-0				
2-6-0		1-2-0	0-2-0		NEUTRAL	0-1-0		0-1-0		1-0-0				
<hr/>														
16-11-0		1-2-0	1-3-0		CONFERENCE	6-5-0		5-1-0		3-0-0				
8-3-0		1-2-0	0-0-0		HOME	2-1-0		3-0-0		2-0-0				
7-6-0		0-0-0	1-2-0		AWAY	3-3-0		2-1-0		1-0-0				
1-2-0		0-0-0	0-1-0		NEUTRAL	1-1-0		0-0-0		0-0-0				
<hr/>														
RPI	S	Opponent	Score		RPI	S	Opponent	Score		RPI	S	Opponent	Score	
1	N	California	1	8	26	H	DePaul	3	7	57	H	Illinois	8	0
7	A	Florida	0	9	26	H	DePaul	3	2	66	A	Troy	6	4
7	A	Florida	4	7	31	N	Auburn	1	2	66	A	Troy	5	6
7	A	Florida	1	7	32	N	Tulsa	1	4	66	A	Troy	1	6
10	H	Louisville	2	4	34	H	Massachusetts	1	3	66	N	Troy	4	1
12	H	La.-Lafayette	0	6	40	H	UAB	4	6	79	A	Western Ky.	9	6
12	H	La.-Lafayette	2	1	43	A	South Ala.	3	7	79	A	Western Ky.	6	7
12	H	La.-Lafayette	5	10	43	A	South Ala.	1	0	79	A	Western Ky.	4	1
19	N	Stanford	0	10	43	A	South Ala.	0	2	80	A	Jacksonville	0	7
24	N	Oregon St.	4	1	43	N	South Ala.	1	9	80	A	Jacksonville	6	2
										80	H	Jacksonville	3	1
										83	H	North Texas	5	1
										83	H	North Texas	4	9
										83	H	North Texas	6	5
										83	H	North Texas	0	8
										83	N	North Texas	0	8
										92	N	Indiana	5	7
							</							

F
I
U

Non-Div. I Games:

FIU

Average RPI Win:		153	WON-LOST RECORD		WINNING PCT. RANK	LAST 10 GAMES		STRENGTH OF SCHEDULE		OPP. STRENGTH OF SCHEDULE	TEAM RPI	ADJ RPI		CONF. RPI	ADJ CONF. RPI				
DIV. I ONLY			40-18-0		.68966	42	8-2-0		110		122	57	.55639	64	12	12			
DIV. I NON-CONF.			19-11-0		.63333	68	0-0-0		94		136	72	.54787	75	13	13			
TOTALS		RPI 1-25		RPI 26-50		W-L RECORDS		RPI 51-100		RPI 101-150		RPI 150+							
40-18-0		1-1-0		0-2-0		OVERALL		4-5-0		15-8-0		20-2-0							
14-6-0		0-0-0		0-0-0		HOME		0-2-0		5-2-0		9-2-0							
11-2-0		0-0-0		0-0-0		AWAY		0-0-0		3-2-0		8-0-0							
15-10-0		1-1-0		0-2-0		NEUTRAL		4-3-0		7-4-0		3-0-0							
19-11-0		1-1-0		0-2-0		NON-CONFERENCE		3-3-0		5-3-0		10-2-0							
4-2-0		0-0-0		0-0-0		HOME		0-0-0		1-0-0		3-2-0							
5-0-0		0-0-0		0-0-		AWAY		0-0-0		1-0-0		4-0-0							
10-9-0		1-1-0		0-2-0		NEUTRAL		3-3-0		3-3-0		3-0-0							
21-7-0		0-0-0		0-0-0		CONFERENCE		1-2-0		10-5-0		10-0-0							
10-4-0		0-0-0		0-0-0		HOME		0-2-0		4-2-0		6-0-0							
6-2-0		0-0-0		0-0-0		AWAY		0-0-0		2-2-0		4-0-0							
5-1-0		0-0-0		0-0-0		NEUTRAL		1-0-0		4-1-0		0-0-0							
RPI	S	Opponent		Score		RPI	S	Opponent		Score		RPI	S	Opponent		Score			
17	N	South Fla.		2	1	29	N	Virginia Tech		5	6	68	H	Ball St.		3	2		
22	N	Syracuse		0	1	44	N	Boston U.		1	2	68	H	Ball St.		1	3		
												68	N	Ball St.		5	2		
												72	N	UNI		1	5		
												73	N	Kennesaw St.		2	3		
												73	N	Kennesaw St.		3	1		
												74	N	Southern Ill.		2	3		
												99	N	Boston College		4	0		
												100	N	Harvard		0	2		
														Central Mich.		2	0		
														Central Mich.		0	1		
														Central Mich.		4	0		
												122	N	Loyola Marymount		7	2		
												127	H	Loyola Chicago		1	0		
												129	N	Central Conn. St.		3	5		
												130	A	Kent St.		4	1		
												130	A	Kent St.		3	2		
												130	N	Kent St.		5	1		
												136	N	Mercer		11	4		
												142	N	Missouri St.		1	2		
												144	H	Ohio		8	7		
												144	H	Ohio		1	0		
												146	A	Memphis		5	0		
												158	H	Eastern Ky.		1	2		
												167	A	Butler		9	0		
												167	A	Butler		5	1		
												168	H	Eastern Mich.		10	0		
				LAST 10 GAMES															
												119	N	Central Mich.		4	0		
												204	H	Toledo		9	1		
												204	H	Toledo		5	0		
												103	H	Bowling Green		1	3		
												103	H	Bowling Green		3	2		

Non-Div. I Games:

Miami (OH)

RPI	S	Opponent	Score	
168	H	Eastern Mich.	8	0
175	H	Akron	5	0
175	H	Akron	4	0
176	N	Western Ill.	2	0
177	A	Northern Ill.	8	5
177	A	Northern Ill.	7	6
194	H	Wright St.	0	1
197	H	Dayton	8	0
197	H	Dayton	9	0
203	A	Buffalo	9	3
203	A	Buffalo	3	0
204	H	Toledo	5	0
204	H	Toledo	9	1
209	N	Southeast Mo. St.	6	2
217	N	Austin Peay	7	3
223	A	Morehead St.	7	5
223	A	Morehead St.	5	2
258	H	Niagara	10	0

M
i
a
m
i
(
O
H
)

M
i
a
m
i
(
O
H
)

[illegible]

Non-Div. I Games:

Pittsburgh

Average RPI Win: 129		WON-LOST RECORD		WINNING PCT. RANK		LAST 10 GAMES		STRENGTH OF SCHEDULE		OPP. STRENGTH OF SCHEDULE		TEAM RPI		ADJ RPI		CONF. RPI		ADJ CONF. RPI					
DIV. I ONLY		31-24-0		.56364 101		2-8-0		62		68		69		.55399 66		7		7					
DIV. I NON-CONF.		21-8-0		.72414 41		0-1-0		42		95		26		.59452 28		7		7					
TOTALS		RPI 1-25		RPI 26-50		W-L RECORDS		RPI 51-100		RPI 101-150		RPI 150+											
31-24-0		2-4-0		2-6-0		OVERALL		9-9-0		5-4-0		13-1-0											
11-9-0		2-3-0		1-1-0		HOME		4-5-0		3-0-0		1-0-0											
6-11-0		0-1-0		0-5-0		AWAY		2-2-0		1-2-0		3-1-0											
14-4-0		0-0-0		1-0-0		NEUTRAL		3-2-0		1-2-0		9-0-0											
21-8-0		1-2-0		2-3-0		NON-CONFERENCE		6-2-0		1-1-0		11-0-0											
5-2-0		1-1-0		1-0-0		HOME		2-1-0		0-0-0		1-0-0											
2-4-0		0-1-0		0-0-		AWAY		1-0-0		0-0-0		1-0-0											
14-2-0		0-0-0		1-0-0		NEUTRAL		3-1-0		1-1-0		9-0-0											
10-16-0		1-2-0		0-3-0		CONFERENCE		3-7-0		4-3-0		2-1-0											
6-7-0		1-2-0		0-1-0		HOME		2-4-0		3-0-0		0-0-0											
4-7-0		0-0-0		0-2-0		AWAY		1-2-0		1-2-0		2-1-0											
0-2-0		0-0-0		0-0-0		NEUTRAL		0-1-0		0-1-0		0-0-0											
RPI	S	Opponent		Score		RPI	S	Opponent		Score		RPI	S	Opponent		Score							
2	A	Alabama	0	12	27	A	LSU	0	1	56	N	Purdue	4	10	131	A	La.-Monroe	3	5				
12	H	La.-Lafayette	9	4	27	A	LSU	3	6	61	N	Chattanooga	9	8	131	A	La.-Monroe	1	2				
12	H	La.-Lafayette	1	9	31	H	Auburn	7	1	61	N	Chattanooga	6	0	131	A	La.-Monroe	4	3				
12	H	La.-Lafayette	1	9	40	A	UAB	0	1	63	H	FIU	6	1	131	N	La.-Monroe	4	10				
14	H	Missouri	0	4	43	A	South Ala.	2	5	63	H	FIU	4	6	147	H	Middle Tenn.	6	5				
16	H	Florida St.	4	3	43	A	South Ala.	2	3	63	H	FIU	6	5	147	H	Middle Tenn.	8	3				
					43	H	South Ala.	3	6	63	N	FIU	1	4	147	H	Middle Tenn.	5	4				
					46	N	Kansas	8	7	68	H	Ball St.	7	4	148	N	Mississippi Val.	4	3				
										68	N	Ball St.	9	4	148	N	Mississippi Val.	1	2				
										73	H	Kennesaw St.	8	0	156	A	Fla. Atlantic	5	1				
										73	H	Kennesaw St.	0	1	156	A	Fla. Atlantic	2	6				
										79	A	Western Ky.	0	2	156	A	Fla. Atlantic	5	4				
										79	A	Western Ky.	0	8	158	H	Eastern Ky.	5	4				
										79	A	Western Ky.	9	1	160	N	Tennessee Tech	3	2				
										83	H	North Texas	3	4	175	N	Akron	9	2				
										83	H	North Texas	0	3	177	N	Northern Ill.	10	2				
										83	H	North Texas	1	4	191	A	Florida A&M	4	2				
										95	A	Ole Miss	5	1	215	N	Belmont	8	0				
															215	N	Belmont	10	2				
															225	N	East Tenn. St.	12	9				
															227	N	Nicholls St.	3	0				
															241	N	Jackson St.	9	0				
															247	N	Cleveland St.	6	5				
						LAST 10 GAMES																	
						131	N	La.-Monroe	4	10	83	H	North Texas	1	4								
						63	N	FIU	1	4	83	H	North Texas	0	3								
						43	A	South Ala.	2	5	2	A	Alabama	0	12								
						43	A	South Ala.	2	3	147	H	Middle Tenn.	6	5								
						83	H	North Texas	3	4	147	H	Middle Tenn.	8	3								

Non-Div. I Games:

Troy

Average RPI Win: 153		WON-LOST	WINNING	LAST 10	STRENGTH OF		OPP. STRENGTH	TEAM	ADJ		CONF.	ADJ CONF.
Average RPI Loss: 65		RECORD	PCT. RANK	GAMES	SCHEDULE		OF SCHEDULE	RPI	RPI		RPI	RPI
DIV. I ONLY		26-28-0	.48148	154	4-6-0		19	102	71		.55187	67
DIV. I NON-CONF.		17-14-0	.54839	107	4-0-0		34	169	74		.54743	76
TOTALS		RPI 1-25	RPI 26-50		W-L RECORDS		RPI 51-100		RPI 101-150		RPI 150+	
26-28-0		2-10-0	2-6-0		OVERALL		2-4-0		6-7-0		14-1-0	
8-7-0		0-0-0	1-3-0		HOME		0-0-0		2-4-0		5-0-0	
9-12-0		1-10-0	1-2-0		AWAY		2-0-0		0-0-0		5-0-0	
9-9-0		1-0-0	0-1-0		NEUTRAL		0-4-0		4-3-0		4-1-0	
17-14-0		1-2-0	1-4-0		NON-CONFERENCE		2-4-0		4-3-0		9-1-0	
2-2-0		0-0-0	0-2-0		HOME		0-0-0		0-0-0		2-0-0	
6-3-0		0-2-0	1-0-		AWAY		2-0-0		0-0-0		3-0-0	
9-9-0		1-0-0	0-1-0		NEUTRAL		0-4-0		4-3-0		4-1-0	
9-14-0		1-8-0	1-2-0		CONFERENCE		0-0-0		2-4-0		5-0-0	
6-5-0		0-0-0	1-1-0		HOME		0-0-0		2-4-0		3-0-0	
3-9-0		1-8-0	0-1-0		AWAY		0-0-0		0-0-0		2-0-0	
0-0-0		0-0-0	0-0-0		NEUTRAL		0-0-0		0-0-0		0-0-0	
RPI S	Opponent	Score	RPI S	Opponent	Score	RPI S	Opponent	Score	RPI S	Opponent	Score	
10 A	Louisville	0 2	30 A	Notre Dame	0 5	69 N	Minnesota	0 4	105 N	Penn St.	9 0	
10 A	Louisville	0 1	30 H	Notre Dame	7 6	72 N	UNI	0 4	113 H	St. John's (NY)	3 4	
10 A	Louisville	2 3	30 H	Notre Dame	1 4	81 N	Fla. Gulf Coast	2 5	113 H	St. John's (NY)	2 3	
12 A	La.-Lafayette	1 15	32 N	Tulsa	1 12	88 A	Stony Brook	6 1	113 H	St. John's (NY)	5 6	
15 A	Georgia	1 12	39 A	Texas St.	6 11	88 A	Stony Brook	4 0	114 N	Western Mich.	0 2	
16 N	Florida St.	1 0	39 A	Texas St.	2 1	90 N	Fordham	1 6	123 N	LIU Brooklyn	1 0	
17 A	South Fla.	0 9	49 H	Hofstra	0 8				136 N	Mercer	6 14	
17 A	South Fla.	0 11	49 H	Hofstra	2 8				137 H	Villanova	4 3	
17 A	South Fla.	0 1							137 H	Villanova	3 7	
22 A	Syracuse	3 1							137 H	Villanova	9 1	
22 A	Syracuse	3 5							144 N	Ohio	0 9	
22 A	Syracuse	0 1							148 N	Mississippi Val.	7 2	
									148 N	Mississippi Val.	4 3	
									163 A	Iona	4 1	
									163 A	Iona	1 0	
									169 A	Seton Hall	11 5	
									169 A	Seton Hall	1 0	
									186 H	Georgetown	8 0	
									186 H	Georgetown	3 2	
									186 H	Georgetown	3 0	
									192 N	Northern Colo.	4 2	
									197 A	Dayton	8 0	
									216 N	Green Bay	4 3	
									244 N	Colgate	3 0	
									247 N	Cleveland St.	3 5	
									267 N	UNC Wilmington	6 1	
									279 H	Lafayette	9 0	
			LAST 10 GAMES									
			30 A	Notre Dame	0 5	113 H	St. John's (NY)	3 4				
			279 H	Lafayette	8 0	163 A	Iona	4 1				
			279 H	Lafayette	9 0	163 A	Iona	1 0				
			113 H	St. John's (NY)	2 3	22 A	Syracuse	0 1				
			113 H	St. John's (NY)	5 6	22 A	Syracuse	3 5				

Non-Div. I Games:

Rutgers

RPI	S	Opponent	Score	
279	H	Lafayette	8	0

Rutgers

R
u
t
g
e
r
s

R
u
t
g
e
r
s

Average RPI Win: 154		WON-LOST RECORD		WINNING PCT. RANK		LAST 10 GAMES		STRENGTH OF SCHEDULE		OPP. STRENGTH OF SCHEDULE		TEAM RPI		ADJ RPI		CONF. RPI		ADJ CONF. RPI					
DIV. I ONLY		40-15-0		.72727		25		8-2-0		163		105		59		.55145		68		12		12	
DIV. I NON-CONF.		22-10-0		.6875		48		0-0-0		189		102		80		.53912		82		13		13	
TOTALS		RPI 1-25		RPI 26-50		W-L RECORDS		RPI 51-100		RPI 101-150		RPI 150+											
40-15-0		0-1-0		0-1-0		OVERALL		7-5-0		12-6-0		21-2-0											
13-2-0		0-0-0		0-0-0		HOME		2-1-0		5-1-0		6-0-0											
12-3-0		0-0-0		0-0-0		AWAY		4-1-0		2-1-0		6-1-0											
15-10-0		0-1-0		0-1-0		NEUTRAL		1-3-0		5-4-0		9-1-0											
22-10-0		0-1-0		0-1-0		NON-CONFERENCE		5-4-0		5-3-0		12-1-0											
2-1-0		0-0-0		0-0-0		HOME		2-1-0		0-0-0		0-0-0											
6-1-0		0-0-0		0-0-		AWAY		2-1-0		1-0-0		3-0-0											
14-8-0		0-1-0		0-1-0		NEUTRAL		1-2-0		4-3-0		9-1-0											
18-5-0		0-0-0		0-0-0		CONFERENCE		2-1-0		7-3-0		9-1-0											
11-1-0		0-0-0		0-0-0		HOME		0-0-0		5-1-0		6-0-0											
6-2-0		0-0-0		0-0-0		AWAY		2-0-0		1-1-0		3-1-0											
1-2-0		0-0-0		0-0-0		NEUTRAL		0-1-0		1-1-0		0-0-0											
RPI	S	Opponent		Score		RPI	S	Opponent		Score		RPI	S	Opponent		Score							
14	N	Missouri		2	3	43	N	South Ala.		0	3	56	H	Purdue		6	8						
												56	H	Purdue		9	7						
												64	A	Miami (OH)		13	12						
												64	A	Miami (OH)		9	6						
												64	N	Miami (OH)		2	4						
												66	A	Troy		4	7						
												66	N	Troy		4	9						
												70	N	Lipscomb		2	0						
												70	N	Lipscomb		1	3						
												87	A	North Florida		10	2						
												87	A	North Florida		9	3						
												92	H	Indiana		12	4						
												103	H	Bowling Green		8	5						
												103	H	Bowling Green		6	0						
												103	N	Bowling Green		3	2						
												109	N	UNLV		0	3						
												109	N	UNLV		5	1						
												113	N	St. John's (NY)		7	8						
												114	N	Western Mich.		1	3						
												119	H	Central Mich.		4	0						
												119	H	Central Mich.		9	6						
												123	N	LIU Brooklyn		8	1						
												125	A	Stetson		4	1						
												127	N	Loyola Chicago		9	2						
												127	N	Loyola Chicago		4	5						
												130	A	Kent St.		3	7						
												130	A	Kent St.		8	5						
												133	N	Temple		8	0						
												144	H	Ohio		6	7						
												144	H	Ohio		8	5						
												160	N	Tennessee Tech		1	2						
												168	H	Eastern Mich.		10	7						
												168	H	Eastern Mich.		9	5						
												175	H	Akron		7	4						
												175	H	Akron		11	0						
												177	A	Northern Ill.		11	10						
												177	A	Northern Ill.		5	12						
												187	A	Cal Poly		9	4						
												187	A	Cal Poly		3	2						
LAST 10 GAMES																							

Non-Div. I Games:

Ball St.

Ball St.

Through Games Of Through May 13, 2012

RPI	S	Opponent	Score	
192	N	Northern Colo.	9	1
192	N	Northern Colo.	9	5
194	A	Wright St.	5	4
197	N	Dayton	6	3
197	N	Dayton	6	0
203	A	Buffalo	9	5
203	A	Buffalo	13	0
204	H	Toledo	15	8
204	H	Toledo	5	2
215	N	Belmont	14	3
225	N	East Tenn. St.	7	2
227	N	Nicholls St.	3	1
247	N	Cleveland St.	3	0
258	N	Niagara	14	0

Ball St.

B
a
l
l
S
t
.

B
a
l
l
S
t
.

Average RPI Win:		112	WON-LOST RECORD		WINNING PCT. RANK	LAST 10 GAMES	STRENGTH OF SCHEDULE		OPP. STRENGTH OF SCHEDULE	TEAM RPI	ADJ RPI	CONF. RPI	ADJ CONF. RPI
Average RPI Loss:		76											
DIV. I ONLY		31-22-0			.58491 88	3-7-0	94		51	77	.54992 69	6	6
DIV. I NON-CONF.		21-8-0			.72414 41	0-0-0	142		76	55	.56374 55	5	5
TOTALS		RPI 1-25	RPI 26-50		W-L RECORDS		RPI 51-100		RPI 101-150		RPI 150+		
31-22-0		2-3-0	1-1-0		OVERALL		13-12-0		6-4-0		9-2-0		
10-6-0		2-1-0	0-0-0		HOME		7-4-0		0-0-0		1-1-0		
4-14-0		0-2-0	0-1-0		AWAY		3-7-0		0-4-0		1-0-0		
17-2-0		0-0-0	1-0-0		NEUTRAL		3-1-0		6-0-0		7-1-0		
21-8-0		0-2-0	1-1-0		NON-CONFERENCE		5-2-0		6-1-0		9-2-0		
3-1-0		0-0-0	0-0-0		HOME		2-0-0		0-0-0		1-1-0		
1-5-0		0-2-0	0-0-		AWAY		0-1-0		0-1-0		1-0-0		
17-2-0		0-0-0	1-0-0		NEUTRAL		3-1-0		6-0-0		7-1-0		
10-14-0		2-1-0	0-0-0		CONFERENCE		8-10-0		0-3-0		0-0-0		
7-5-0		2-1-0	0-0-0		HOME		5-4-0		0-0-0		0-0-0		
3-9-0		0-0-0	0-0-0		AWAY		3-6-0		0-3-0		0-0-0		
0-0-0		0-0-0	0-0-0		NEUTRAL		0-0-0		0-0-0		0-0-0		
RPI S	Opponent	Score	RPI S	Opponent	Score	RPI S	Opponent	Score	RPI S	Opponent	Score		
3 A	Arizona St.	0 12	28 A	North Carolina	0 1	51 A	Northwestern	6 3	105 A	Penn St.	3 4		
15 A	Georgia	2 5	30 N	Notre Dame	9 1	51 A	Northwestern	0 8	105 A	Penn St.	3 4		
25 H	Michigan	6 4				51 A	Northwestern	10 2	105 A	Penn St.	5 6		
25 H	Michigan	3 5				52 N	Illinois St.	9 0	109 A	UNLV	1 2		
25 H	Michigan	1 0				54 A	Wisconsin	0 3	119 N	Central Mich.	2 0		
						54 A	Wisconsin	1 5	121 N	Iowa St.	9 1		
						54 A	Wisconsin	10 11	121 N	Iowa St.	12 0		
						56 H	Purdue	5 3	130 N	Kent St.	2 0		
						56 H	Purdue	5 2	136 N	Mercer	3 1		
						56 H	Purdue	2 12	144 N	Ohio	10 0		
						57 A	Illinois	14 4	153 N	James Madison	9 1		
						57 A	Illinois	3 4	153 N	James Madison	3 1		
						57 A	Illinois	0 2	156 A	Fla. Atlantic	5 1		
						58 A	Boise St.	1 2	193 N	Providence	3 4		
						62 H	Nebraska	4 5	198 N	Bethune-Cookman	13 0		
						62 H	Nebraska	8 5	213 N	Weber St.	8 0		
						62 H	Nebraska	13 7	216 H	Green Bay	7 0		
						67 N	Rutgers	4 0	216 H	Green Bay	2 5		
						76 H	North Dakota St.	5 0	233 N	CSU Bakersfield	10 0		
						76 H	North Dakota St.	4 0	234 N	Idaho St.	10 2		
									247 N	Cleveland St.	9 5		
			LAST 10 GAMES										
			78 H	Iowa	4 5								
			78 H	Iowa	4 1								
			78 H	Iowa	0 1								
			56 H	Purdue	2 12								
			56 H	Purdue	5 2								

Non-Div. I Games:

Minnesota

RPI	S	Opponent	Score
78	H	Iowa	4 5
78	H	Iowa	0 1
78	H	Iowa	4 1
79	N	Western Ky.	1 0
99	N	Boston College	1 2

56	H	Purdue	5 3
105	A	Penn St.	3 4
105	A	Penn St.	3 4
105	A	Penn St.	5 6
25	H	Michigan	3 5

Average RPI Win:		142	WON-LOST RECORD		WINNING PCT. RANK		LAST 10 GAMES		STRENGTH OF SCHEDULE		OPP. STRENGTH OF SCHEDULE		TEAM RPI		ADJ RPI		CONF. RPI		ADJ CONF. RPI		
DIV. I ONLY				35-20-0	.63636	58	5-5-0		98		88		65		.54962		70	11		11	
DIV. I NON-CONF.				23-11-0	.67647	51	1-2-0		104		84		56		.55919		58	11		11	
TOTALS		RPI 1-25		RPI 26-50		W-L RECORDS		RPI 51-100		RPI 101-150		RPI 150+									
35-20-0		0-1-0		1-5-0		OVERALL		11-10-0		9-4-0		14-0-0									
14-7-0		0-0-0		0-2-0		HOME		5-3-0		1-2-0		8-0-0									
12-5-0		0-0-0		0-1-0		AWAY		5-4-0		2-0-0		5-0-0									
9-8-0		0-1-0		1-2-0		NEUTRAL		1-3-0		6-2-0		1-0-0									
23-11-0		0-1-0		1-5-0		NON-CONFERENCE		5-3-0		7-2-0		10-0-0									
10-3-0		0-0-0		0-2-0		HOME		3-1-0		1-0-0		6-0-0									
4-2-0		0-0-0		0-0-		AWAY		1-1-0		0-0-0		3-0-0									
9-6-0		0-1-0		1-2-0		NEUTRAL		1-1-0		6-2-0		1-0-0									
12-9-0		0-0-0		0-0-0		CONFERENCE		6-7-0		2-2-0		4-0-0									
4-4-0		0-0-0		0-0-0		HOME		2-2-0		0-2-0		2-0-0									
8-3-0		0-0-0		0-0-0		AWAY		4-3-0		2-0-0		2-0-0									
0-2-0		0-0-0		0-0-0		NEUTRAL		0-2-0		0-0-0		0-0-0									
RPI	S	Opponent		Score		RPI	S	Opponent		Score		RPI	S	Opponent		Score					
2	N	Alabama		4	15	29	N	Virginia Tech		2	0	53	H	Marshall		4	1				
						35	N	Mississippi St.		1	3	53	H	Marshall		1	2				
						40	H	UAB		0	3	68	N	Ball St.		0	2				
						40	H	UAB		0	4	68	N	Ball St.		3	1				
						43	A	South Ala.		1	6	73	A	Kennesaw St.		1	7				
						43	N	South Ala.		2	9	73	A	Kennesaw St.		1	0				
												73	N	Kennesaw St.		2	9				
												77	H	IPFW		8	0				
												77	H	IPFW		2	0				
												79	A	Western Ky.		2	6				
												79	A	Western Ky.		5	4				
												80	A	Jacksonville		9	3				
												80	A	Jacksonville		0	1				
												80	N	Jacksonville		1	2				
												81	H	Fla. Gulf Coast		14	5				
												81	H	Fla. Gulf Coast		0	1				
												82	A	S.C. Upstate		8	3				
												82	H	S.C. Upstate		1	9				
												82	H	S.C. Upstate		2	1				
												87	A	North Florida		5	4				
						LAST 10 GAMES															
						73	N	Kennesaw St.		2	9			217		H	Austin Peay	10	1		
						82	A	S.C. Upstate		8	3			217		H	Austin Peay	9	0		
						80	N	Jacksonville		1	2			219		H	Samford	5	2		
						225	H	East Tenn. St.		7	5			225		H	East Tenn. St.	7	5		
						225	H	East Tenn. St.		4	0			225		H	East Tenn. St.	4	0		
														259		N	Wagner	7	6		
														275		H	Alabama St.	11	0		

Non-Div. I Games:

Lipscomb

RPI	S	Opponent	Score
87	A	North Florida	0 1
82	H	S.C. Upstate	2 1
82	H	S.C. Upstate	1 9
79	A	Western Ky.	5 4
79	A	Western Ky.	2 6
40	H	UAB	0 3

U
t
a
h

Utah				Through Games Of Through May 13, 2012										
Average RPI Win: 182		WON-LOST RECORD	WINNING PCT. RANK		LAST 10 GAMES	STRENGTH OF SCHEDULE		OPP. STRENGTH OF SCHEDULE		TEAM RPI	ADJ RPI		CONF. RPI	ADJ CONF. RPI
Average RPI Loss: 26														
DIV. I ONLY		28-28-0	.5	140	3-7-0	35		48		70	.54959	71	1	1
DIV. I NON-CONF.		26-6-0	.8125	22	1-0-0	210		215		61	.55381	64	1	1
TOTALS		RPI 1-25		RPI 26-50		W-L RECORDS		RPI 51-100		RPI 101-150		RPI 150+		
28-28-0		2-23-0		0-1-0		OVERALL		3-2-0		4-2-0		19-0-0		
6-11-0		2-11-0		0-0-0		HOME		0-0-0		2-0-0		2-0-0		
5-12-0		0-12-0		0-0-0		AWAY		1-0-0		0-0-0		4-0-0		
17-5-0		0-0-0		0-1-0		NEUTRAL		2-2-0		2-2-0		13-0-0		
26-6-0		0-1-0		0-1-0		NON-CONFERENCE		3-2-0		4-2-0		19-0-0		
4-1-0		0-1-0		0-0-0		HOME		0-0-0		2-0-0		2-0-0		
5-0-0		0-0-0		0-0-		AWAY		1-0-0		0-0-0		4-0-0		
17-5-0		0-0-0		0-1-0		NEUTRAL		2-2-0		2-2-0		13-0-0		
2-22-0		2-22-0		0-0-0		CONFERENCE		0-0-0		0-0-0		0-0-0		
2-10-0		2-10-0		0-0-0		HOME		0-0-0		0-0-0		0-0-0		
0-12-0		0-12-0		0-0-0		AWAY		0-0-0		0-0-0		0-0-0		
0-0-0		0-0-0		0-0-0		NEUTRAL		0-0-0		0-0-0		0-0-0		
RPI	S	Opponent	Score		RPI	S	Opponent	Score		RPI	S	Opponent	Score	
1	H	California	3	11	45	N	San Diego St.	2	14	81	N	Fla. Gulf Coast	0	2
1	H	California	3	12						88	N	Stony Brook	0	1
1	H	California	0	10						92	N	Indiana	7	2
3	A	Arizona St.	5	13						94	N	San Jose St.	3	1
3	A	Arizona St.	1	13						98	A	New Mexico	6	1
3	A	Arizona St.	4	6								143 H Southern Utah	8	3
9	H	Oregon	1	11								143 H Southern Utah	18	2
9	H	Oregon	2	6								170 A UNC Greensboro	3	1
9	H	Oregon	0	9								180 H Utah St.	7	0
11	A	Arizona	1	3								182 N UC Riverside	9	1
11	A	Arizona	2	4								185 H Utah Valley	3	2
11	A	Arizona	0	8								186 N Georgetown	5	1
13	A	UCLA	0	5								211 N Cal St. Northridge	12	2
13	A	UCLA	8	11								213 A Weber St.	8	1
13	A	UCLA	1	9								213 A Weber St.	10	1
18	A	Washington	1	3								233 N CSU Bakersfield	5	2
18	A	Washington	1	5								234 A Idaho St.	10	2
18	A	Washington	1	6								238 N North Dakota	18	2
19	H	Stanford	9	12								238 N North Dakota	4	3
19	H	Stanford	6	0								240 N Drexel	8	2
19	H	Stanford	1	9								240 N Drexel	4	0
20	H	Hawaii	3	7								244 N Colgate	2	1
24	H	Oregon St.	4	5								244 N Colgate	8	0
24	H	Oregon St.	2	10								255 N Rider	14	2
24	H	Oregon St.	8	6								255 N Rider	9	2
												278 N Howard	5	1

U
t
a
h

Non-Div. I Games:

Utah

UNI

RPI	S	Opponent	Score	
213	N	Weber St.	8	0
213	N	Weber St.	10	12
216	N	Green Bay	9	1
224	A	Indiana St.	7	5
224	A	Indiana St.	7	0
224	A	Indiana St.	11	1
232	N	Neb. Omaha	3	2
235	H	Evansville	8	0
235	H	Evansville	1	0
235	H	Evansville	8	1
236	N	Canisius	8	0
238	N	North Dakota	4	8

Average RPI Win: 134		WON-LOST	WINNING	LAST 10	STRENGTH OF		OPP. STRENGTH	TEAM	ADJ		CONF.	ADJ CONF.
Average RPI Loss: 84		RECORD	PCT. RANK	GAMES	SCHEDULE		OF SCHEDULE	RPI	RPI		RPI	RPI
DIV. I ONLY		33-24-0	.57895	92	7-3-0		66	93	72		.54474	73
DIV. I NON-CONF.		15-18-0	.45455	158	0-1-0		54	98	110		.51634	108
TOTALS		RPI 1-25	RPI 26-50		W-L RECORDS		RPI 51-100		RPI 101-150		RPI 150+	
33-24-0		0-4-0	0-5-0		OVERALL		14-8-0		9-3-0		10-4-0	
10-7-0		0-1-0	0-3-0		HOME		5-3-0		2-0-0		3-0-0	
8-8-0		0-2-0	0-2-0		AWAY		4-3-0		2-1-0		2-0-0	
15-9-0		0-1-0	0-0-0		NEUTRAL		5-2-0		5-2-0		5-4-0	
15-18-0		0-4-0	0-5-0		NON-CONFERENCE		6-3-0		3-2-0		6-4-0	
2-5-0		0-1-0	0-3-0		HOME		1-1-0		0-0-0		1-0-0	
2-6-0		0-2-0	0-0-		AWAY		2-1-0		0-1-0		0-0-0	
11-7-0		0-1-0	0-0-0		NEUTRAL		3-1-0		3-1-0		5-4-0	
18-6-0		0-0-0	0-0-0		CONFERENCE		8-5-0		6-1-0		4-0-0	
8-2-0		0-0-0	0-0-0		HOME		4-2-0		2-0-0		2-0-0	
6-2-0		0-0-0	0-0-0		AWAY		2-2-0		2-0-0		2-0-0	
4-2-0		0-0-0	0-0-0		NEUTRAL		2-1-0		2-1-0		0-0-0	
RPI S	Opponent	Score	RPI S	Opponent	Score	RPI S	Opponent	Score	RPI S	Opponent	Score	
15 A	Georgia	1 9	40 A	UAB	1 6	53 N	Marshall	4 3	112 A	Col. of Charleston	2 4	
21 A	Georgia Tech	1 9	40 A	UAB	0 4	64 N	Miami (OH)	2 0	115 N	UT Martin	2 1	
21 H	Georgia Tech	3 6	48 H	Ga. Southern	4 10	64 N	Miami (OH)	7 4	117 N	Robert Morris	4 5	
22 N	Syracuse	1 8	48 H	Ga. Southern	0 9	66 A	Troy	0 8	118 N	Charleston So.	4 2	
			48 H	Ga. Southern	1 5	66 A	Troy	1 0	123 N	LIU Brooklyn	1 0	
						70 H	Lipscomb	7 1	125 A	Stetson	5 1	
						70 H	Lipscomb	0 1	125 A	Stetson	8 1	
						70 N	Lipscomb	9 2	125 N	Stetson	2 0	
						75 H	Georgia St.	1 3	125 N	Stetson	2 7	
						75 H	Georgia St.	3 1	136 H	Mercer	7 3	
						79 N	Western Ky.	3 9	136 H	Mercer	9 1	
						80 H	Jacksonville	5 6	136 N	Mercer	6 1	
						80 H	Jacksonville	2 1	152 N	Bradley	10 1	
						80 N	Jacksonville	2 1	170 N	UNC Greensboro	5 6	
						81 A	Fla. Gulf Coast	3 1	174 N	Saint Louis	3 4	
						81 A	Fla. Gulf Coast	0 2	196 N	Elon	0 5	
						81 N	Fla. Gulf Coast	0 8	204 N	Toledo	4 7	
						82 A	S.C. Upstate	0 1	215 H	Belmont	8 0	
						82 A	S.C. Upstate	7 2	215 H	Belmont	9 0	
						87 H	North Florida	12 4	217 N	Austin Peay	9 0	
									219 H	Samford	10 2	
									223 N	Morehead St.	2 1	
									225 A	East Tenn. St.	4 3	
									225 A	East Tenn. St.	9 0	
									275 N	Alabama St.	6 1	
									275 N	Alabama St.	11 0	
			LAST 10 GAMES									
			81 N	Fla. Gulf Coast	0 8							
			125 N	Stetson	2 0							
			70 N	Lipscomb	9 2							
			125 N	Stetson	2 7							
			80 N	Jacksonville	2 1							

Non-Div. I Games:

Kennesaw St.

Average RPI Win: 155		WON-LOST RECORD		WINNING PCT. RANK		LAST 10 GAMES		STRENGTH OF SCHEDULE		OPP. STRENGTH OF SCHEDULE		TEAM RPI		ADJ RPI		CONF. RPI		ADJ CONF. RPI					
DIV. I ONLY		36-20-0		.64286 54		4-6-0		106		140		76		.54255 74		13		13					
DIV. I NON-CONF.		18-9-0		.66667 52		1-1-0		63		140		53		.56197 56		14		14					
TOTALS		RPI 1-25		RPI 26-50		W-L RECORDS		RPI 51-100		RPI 101-150		RPI 150+											
36-20-0		0-2-0		0-2-0		OVERALL		6-7-0		9-3-0		21-6-0											
18-7-0		0-0-0		0-0-0		HOME		4-4-0		4-2-0		10-1-0											
11-7-0		0-1-0		0-0-0		AWAY		0-1-0		2-1-0		9-4-0											
7-6-0		0-1-0		0-2-0		NEUTRAL		2-2-0		3-0-0		2-1-0											
18-9-0		0-2-0		0-2-0		NON-CONFERENCE		2-3-0		5-1-0		11-1-0											
7-1-0		0-0-0		0-0-0		HOME		0-0-0		1-1-0		6-0-0											
4-2-0		0-1-0		0-0-		AWAY		0-1-0		1-0-0		3-0-0											
7-6-0		0-1-0		0-2-0		NEUTRAL		2-2-0		3-0-0		2-1-0											
18-11-0		0-0-0		0-0-0		CONFERENCE		4-4-0		4-2-0		10-5-0											
11-6-0		0-0-0		0-0-0		HOME		4-4-0		3-1-0		4-1-0											
7-5-0		0-0-0		0-0-0		AWAY		0-0-0		1-1-0		6-4-0											
0-0-0		0-0-0		0-0-0		NEUTRAL		0-0-0		0-0-0		0-0-0											
RPI	S	Opponent		Score		RPI	S	Opponent		Score		RPI	S	Opponent		Score							
16	N	Florida St.		0	2	43	N	South Ala.		0	16	52	H	Illinois St.		2	1	113	N	St. John's (NY)		4	3
20	A	Hawaii		1	7	50	N	Maryland		8	12	52	H	Illinois St.		3	13	115	H	UT Martin		7	8
												52	H	Illinois St.		6	1	117	N	Robert Morris		2	1
												52	H	Illinois St.		0	5	124	H	Murray St.		4	2
												53	N	Marshall		10	2	135	H	Creighton		10	4
												54	N	Wisconsin		3	12	135	H	Creighton		6	7
												55	N	Radford		4	3	135	H	Creighton		17	8
												57	A	Illinois		2	3	135	H	Creighton		3	2
												64	N	Miami (OH)		2	3	136	N	Mercer		10	4
												72	H	UNI		7	1	139	A	Jacksonville St.		10	9
												72	H	UNI		1	0	142	A	Missouri St.		7	2
												72	H	UNI		0	5	142	A	Missouri St.		2	3
												72	H	UNI		0	2	152	A	Bradley		11	5
																152	A	Bradley		4	6		
																152	A	Bradley		0	4		
																162	A	Drake		2	4		
																162	A	Drake		6	5		
																162	A	Drake		13	0		
																164	H	Eastern Ill.		10	2		
																165	A	SIU Edwardsville		4	1		
																165	H	SIU Edwardsville		4	1		
																174	A	Saint Louis		4	2		
																174	A	Saint Louis		9	1		
																176	H	Western Ill.		14	6		
																177	H	Northern Ill.		15	7		
																194	H	Wright St.		8	6		
																200	A	Wichita St.		7	1		

RPI	S	Opponent	Score	
200	A	Wichita St.	11	8
200	A	Wichita St.	5	0
209	H	Southeast Mo. St.	7	6
217	N	Austin Peay	8	1
218	N	Marist	2	3
224	H	Indiana St.	2	4
224	H	Indiana St.	5	0
224	H	Indiana St.	3	1
235	A	Evansville	0	9
235	H	Evansville	9	1
235	H	Evansville	2	1
243	N	Southeastern La.	11	3

Southern Ill.

S
o
u
t
h
e
r
n
I
l
l
.

S
o
u
t
h
e
r
n
I
l
l
.

Average RPI Win:		182	WON-LOST RECORD		WINNING PCT. RANK	LAST 10 GAMES		STRENGTH OF SCHEDULE		OPP. STRENGTH OF SCHEDULE	TEAM RPI	ADJ RPI	CONF. RPI	ADJ CONF. RPI			
DIV. I ONLY			38-18-0		.67857	44	5-5-0		140	160	78	.54242	75	25	25		
DIV. I NON-CONF.			23-9-0		.71875	44	0-0-0		95	109	50	.57505	47	24	23		
TOTALS		RPI 1-25		RPI 26-50		W-L RECORDS		RPI 51-100		RPI 101-150		RPI 150+					
38-18-0		2-2-0		1-7-0		OVERALL		2-2-0		6-2-0		27-5-0					
14-8-0		1-0-0		0-4-0		HOME		1-0-0		2-2-0		10-2-0					
14-8-0		1-2-0		1-3-0		AWAY		1-1-0		2-0-0		9-2-0					
10-2-0		0-0-0		0-0-0		NEUTRAL		0-1-0		2-0-0		8-1-0					
23-9-0		2-2-0		1-2-0		NON-CONFERENCE		2-2-0		6-2-0		12-1-0					
7-3-0		1-0-0		0-1-0		HOME		1-0-0		2-2-0		3-0-0					
8-4-0		1-2-0		1-0-		AWAY		1-1-0		2-0-0		3-0-0					
8-2-0		0-0-0		0-0-0		NEUTRAL		0-1-0		2-0-0		6-1-0					
15-9-0		0-0-0		0-5-0		CONFERENCE		0-0-0		0-0-0		15-4-0					
7-5-0		0-0-0		0-3-0		HOME		0-0-0		0-0-0		7-2-0					
6-4-0		0-0-0		0-2-0		AWAY		0-0-0		0-0-0		6-2-0					
2-0-0		0-0-0		0-0-0		NEUTRAL		0-0-0		0-0-0		2-0-0					
RPI	S	Opponent		Score		RPI	S	Opponent		Score		RPI	S	Opponent		Score	
2	A	Alabama		5	1	31	H	Auburn		1	9	61	H	Chattanooga		5	1
15	A	Georgia		0	6	48	A	Ga. Southern		1	4	73	A	Kennesaw St.		3	1
21	A	Georgia Tech		2	3	48	A	Ga. Southern		1	0	73	A	Kennesaw St.		1	3
21	H	Georgia Tech		2	1	49	A	Hofstra		0	1	79	N	Western Ky.		2	3
						49	A	Hofstra		1	9						
						49	H	Hofstra		1	4						
						49	H	Hofstra		0	16						
						49	H	Hofstra		6	8						
						LAST 10 GAMES											
						49	A	Hofstra		1	9	265	A	George Mason		2	3
						153	N	James Madison		9	1	265	A	George Mason		6	0
						49	A	Hofstra		0	1	153	H	James Madison		1	3
						153	N	James Madison		7	4	153	H	James Madison		1	4
						265	A	George Mason		2	0	153	H	James Madison		5	1

Non-Div. I Games:

Georgia St.

RPI	S	Opponent	Score	
229	H	Towson	4	0
240	H	Drexel	3	2
240	H	Drexel	8	0
240	H	Drexel	6	1
243	N	Southeastern La.	12	0
251	A	Delaware	1	3
251	A	Delaware	7	0
265	A	George Mason	6	0
265	A	George Mason	2	3
265	A	George Mason	2	0
267	A	UNC Wilmington	4	1
267	A	UNC Wilmington	8	0
267	A	UNC Wilmington	6	0

Georgia St.

G
e
o
r
g
i
a
S
t
.

G
e
o
r
g
i
a
S
t
.

Average RPI Win: 182		WON-LOST RECORD		WINNING PCT. RANK		LAST 10 GAMES		STRENGTH OF SCHEDULE		OPP. STRENGTH OF SCHEDULE		TEAM RPI		ADJ RPI		CONF. RPI		ADJ CONF. RPI					
DIV. I ONLY		37-20-0		.64912 52		7-3-0		102		164		74		.54185 76		21		24					
DIV. I NON-CONF.		16-13-0		.55172 105		0-0-0		49		103		78		.54151 79		21		22					
TOTALS		RPI 1-25		RPI 26-50		W-L RECORDS		RPI 51-100		RPI 101-150		RPI 150+											
37-20-0		0-5-0		0-1-0		OVERALL		6-7-0		9-3-0		22-4-0											
7-5-0		0-0-0		0-0-0		HOME		2-1-0		4-2-0		1-2-0											
14-10-0		0-5-0		0-1-0		AWAY		0-3-0		1-0-0		13-1-0											
16-5-0		0-0-0		0-0-0		NEUTRAL		4-3-0		4-1-0		8-1-0											
16-13-0		0-5-0		0-1-0		NON-CONFERENCE		2-5-0		4-1-0		10-1-0											
0-0-0		0-0-0		0-0-0		HOME		0-0-0		0-0-0		0-0-0											
2-9-0		0-5-0		0-0-		AWAY		0-3-0		0-0-0		2-0-0											
14-4-0		0-0-0		0-0-0		NEUTRAL		2-2-0		4-1-0		8-1-0											
21-7-0		0-0-0		0-0-0		CONFERENCE		4-2-0		5-2-0		12-3-0											
7-5-0		0-0-0		0-0-0		HOME		2-1-0		4-2-0		1-2-0											
12-1-0		0-0-0		0-0-0		AWAY		0-0-0		1-0-0		11-1-0											
2-1-0		0-0-0		0-0-0		NEUTRAL		2-1-0		0-0-0		0-0-0											
RPI	S	Opponent		Score		RPI	S	Opponent		Score		RPI	S	Opponent		Score							
2	A	Alabama		2	3	37	A	Baylor		0	1	58	N	Boise St.		4	7	111	N	Long Beach St.		8	0
2	A	Alabama		4	9							59	A	Fresno St.		0	1	134	N	Sacramento St.		0	1
3	A	Arizona St.		2	10							69	A	Minnesota		0	5	135	N	Creighton		6	2
8	A	Texas A&M		0	6							69	A	Minnesota		0	4	136	N	Mercer		7	2
16	A	Florida St.		1	2							77	H	IPFW		1	5	143	H	Southern Utah		6	11
												77	H	IPFW		2	1	143	H	Southern Utah		5	1
												77	H	IPFW		3	0	143	H	Southern Utah		5	4
												77	N	IPFW		1	5	149	A	UMKC		5	0
												77	N	IPFW		8	0	149	H	UMKC		4	0
												77	N	IPFW		2	1	149	H	UMKC		7	5
												85	N	East Carolina		9	8	149	H	UMKC		4	6
												97	N	Coastal Caro.		2	4	150	N	Monmouth		8	1
												97	N	Coastal Caro.		8	3	165	N	SIU Edwardsville		7	3
																		165	N	SIU Edwardsville		3	0
																		166	N	UTSA		5	6
																		176	H	Western Ill.		1	6
																		176	H	Western Ill.		1	3
																		176	H	Western Ill.		3	0
																		182	N	UC Riverside		5	4
																		200	N	Wichita St.		10	2
																		204	N	Toledo		3	1
																		208	N	Western Caro.		3	2
																		221	A	Texas-Arlington		2	0
																		221	A	Texas-Arlington		3	1
																		222	N	Liberty		1	0
																		226	A	IUPUI		11	0
																		226	A	IUPUI		6	0
				LAST 10 GAMES																			
						77	N	IPFW		8	0	143	H	Southern Utah		5	1						
						77	N	IPFW		1	5	143	H	Southern Utah		5	4						
						77	N	IPFW		2	1	237	A	South Dakota St.		2	0						
						149	A	UMKC		5	0	237	A	South Dakota St.		6	2						
						143	H	Southern Utah		6	11	237	A	South Dakota St.		5	8						

Non-Div. I Games:

North Dakota St.

RPI	S	Opponent	Score	
226	A	IUPUI	4	3
237	A	South Dakota St.	6	2
237	A	South Dakota St.	2	0
237	A	South Dakota St.	5	8
257	A	South Dakota	3	0
257	A	South Dakota	4	1
257	A	South Dakota	9	2
272	A	Oakland	5	1
272	A	Oakland	6	0
272	A	Oakland	6	0
278	N	Howard	7	1

North Dakota St.

N
o
r
t
h
D
a
k
o
t
a
S
t
.

N
o
r
t
h
D
a
k
o
t
a
S
t
.

Average RPI Win: 179		WON-LOST	WINNING	LAST 10	STRENGTH OF	OPP. STRENGTH	TEAM	ADJ	CONF.	ADJ CONF.					
Average RPI Loss: 120		RECORD	PCT. RANK	GAMES	SCHEDULE	OF SCHEDULE	RPI	RPI	RPI	RPI					
DIV. I ONLY		45-14-0	.76271	17	7-3-0	202	180	73	.54142	77	21	24			
DIV. I NON-CONF.		25-5-0	.83333	20	0-0-0	192	170	48	.5695	52	21	22			
<hr/>															
TOTALS		RPI 1-25		RPI 26-50		W-L RECORDS		RPI 51-100		RPI 101-150		RPI 150+			
45-14-0		0-0-0		0-1-0		OVERALL		4-6-0		14-4-0		27-3-0			
15-3-0		0-0-0		0-0-0		HOME		0-0-0		5-2-0		10-1-0			
20-8-0		0-0-0		0-1-0		AWAY		3-4-0		5-1-0		12-2-0			
10-3-0		0-0-0		0-0-0		NEUTRAL		1-2-0		4-1-0		5-0-0			
25-5-0		0-0-0		0-1-0		NON-CONFERENCE		2-2-0		8-2-0		15-0-0			
5-1-0		0-0-0		0-0-0		HOME		0-0-0		3-1-0		2-0-0			
12-3-0		0-0-0		0-0-		AWAY		2-2-0		2-0-0		8-0-0			
8-1-0		0-0-0		0-0-0		NEUTRAL		0-0-0		3-1-0		5-0-0			
20-9-0		0-0-0		0-0-0		CONFERENCE		2-4-0		6-2-0		12-3-0			
10-2-0		0-0-0		0-0-0		HOME		0-0-0		2-1-0		8-1-0			
8-5-0		0-0-0		0-0-0		AWAY		1-2-0		3-1-0		4-2-0			
2-2-0		0-0-0		0-0-0		NEUTRAL		1-2-0		1-0-0		0-0-0			
RPI	S	Opponent	Score	RPI	S	Opponent	Score	RPI	S	Opponent	Score				
				31	A	Auburn	0 2	53	A	Marshall	9 2	103	H	Bowling Green	3 1
								70	A	Lipscomb	0 2	103	H	Bowling Green	0 3
								70	A	Lipscomb	0 8	114	H	Western Mich.	4 3
								76	A	North Dakota St.	0 3	114	H	Western Mich.	5 2
								76	A	North Dakota St.	1 2	119	A	Central Mich.	7 5
								76	A	North Dakota St.	5 1	119	A	Central Mich.	6 4
								76	N	North Dakota St.	5 1	130	N	Kent St.	14 4
								76	N	North Dakota St.	1 2	130	N	Kent St.	6 3
								76	N	North Dakota St.	0 8	133	N	Temple	1 2
								97	A	Coastal Caro.	1 0	133	N	Temple	4 0
												143	H	Southern Utah	5 3
												143	H	Southern Utah	0 1
												143	H	Southern Utah	12 4
												143	N	Southern Utah	3 2
												149	A	UMKC	4 5
												149	A	UMKC	9 0
												149	A	UMKC	4 3
												149	A	UMKC	2 0
												160	A	Tennessee Tech	4 0
												160	A	Tennessee Tech	5 2
												167	A	Butler	3 1
												167	A	Butler	4 1
												168	H	Eastern Mich.	5 0
												168	H	Eastern Mich.	4 3
												176	A	Western Ill.	2 7
												176	A	Western Ill.	12 4
												176	A	Western Ill.	4 0
<hr/>															
LAST 10 GAMES															

Non-Div. I Games:

IPFW

**I
P
F
W**

RPI	S	Opponent	Score
188	N	Appalachian St.	8 4
204	A	Toledo	7 3
204	A	Toledo	9 0
220	N	Sacred Heart	4 1
220	N	Sacred Heart	10 5
226	A	IUPUI	7 1
226	A	IUPUI	2 3
226	A	IUPUI	9 4
237	H	South Dakota St.	1 0
237	H	South Dakota St.	8 0
237	H	South Dakota St.	10 0
257	H	South Dakota	2 1
257	H	South Dakota	5 1
257	H	South Dakota	10 0
261	A	Detroit	9 1
261	A	Detroit	4 2
272	H	Oakland	3 7
272	H	Oakland	9 0
272	H	Oakland	6 5
274	N	Bucknell	9 1
275	N	Alabama St.	7 0

I
P
F
W

IPFW

RPI	S	Opponent	Score	
89	A	Ohio St.	2	0
89	A	Ohio St.	1	2
89	A	Ohio St.	13	5
92	H	Indiana	0	1
92	H	Indiana	4	0
92	H	Indiana	10	0

89	A	Ohio St.	2	0
92	H	Indiana	10	0
92	H	Indiana	4	0
92	H	Indiana	0	1
72	H	UNI	7	0

Average RPI Win:	145	WON-LOST RECORD	WINNING PCT. RANK	LAST 10 GAMES		STRENGTH OF SCHEDULE	OPP. STRENGTH OF SCHEDULE	TEAM RPI	ADJ RPI	CONF. RPI	ADJ CONF. RPI	
DIV. I ONLY		33-25-1	.5678	99	5-5-0	92	73	81	.54036	79	7	7
DIV. I NON-CONF.		20-11-0	.64516	61	1-0-0	155	104	84	.5389	84	7	7
<hr/>												
TOTALS	RPI 1-25	RPI 26-50		W-L RECORDS		RPI 51-100		RPI 101-150		RPI 150+		
33-25-1	0-7-0	3-4-0		OVERALL		7-8-1		8-5-0		15-1-0		
11-12-0	0-4-0	1-3-0		HOME		4-4-0		2-1-0		4-0-0		
10-6-1	0-1-0	0-0-0		AWAY		0-2-1		4-2-0		6-1-0		
12-7-0	0-2-0	2-1-0		NEUTRAL		3-2-0		2-2-0		5-0-0		
<hr/>												
20-11-0	0-3-0	2-1-0		NON-CONFERENCE		3-3-0		3-3-0		12-1-0		
7-3-0	0-1-0	0-1-0		HOME		1-1-0		2-0-0		4-0-0		
3-3-0	0-1-0	0-0-		AWAY		0-0-0		0-1-0		3-1-0		
10-5-0	0-1-0	2-0-0		NEUTRAL		2-2-0		1-2-0		5-0-0		
<hr/>												
13-14-1	0-4-0	1-3-0		CONFERENCE		4-5-1		5-2-0		3-0-0		
4-9-0	0-3-0	1-2-0		HOME		3-3-0		0-1-0		0-0-0		
7-3-1	0-0-0	0-0-0		AWAY		0-2-1		4-1-0		3-0-0		
2-2-0	0-1-0	0-1-0		NEUTRAL		1-0-0		1-0-0		0-0-0		
<hr/>												
RPI	S	Opponent	Score	RPI	S	Opponent	Score	RPI	S	Opponent	Score	
10	H	Louisville	0 6	36	H	Kentucky	2 4	63	H	FIU	6 9	
11	A	Arizona	4 6	40	N	UAB	6 0	63	H	FIU	7 6	
12	H	La.-Lafayette	1 2	40	N	UAB	3 2	63	H	FIU	1 4	
12	H	La.-Lafayette	2 4	43	H	South Ala.	5 4	66	H	Troy	2 0	
12	H	La.-Lafayette	1 4	43	H	South Ala.	1 5	66	H	Troy	8 0	
12	N	La.-Lafayette	1 12	43	H	South Ala.	1 2	66	H	Troy	1 9	
21	N	Georgia Tech	3 5	43	N	South Ala.	2 4	69	N	Minnesota	0 1	
								70	H	Lipscomb	4 5	
								70	H	Lipscomb	6 2	
								73	N	Kennesaw St.	9 3	
								75	N	Georgia St.	3 2	
								83	A	North Texas	8 9	
								83	A	North Texas	3 4	
								83	A	North Texas	6 6	
								83	N	North Texas	3 1	
								99	N	Boston College	2 4	

Non-Div. I Games:

Western Ky.

RPI	S	Opponent	Score	
247	N	Cleveland St.	4	3
256	N	Tennessee St.	8	0

Western Ky.

W
e
s
t
e
r
n
K
y
.

W
e
s
t
e
r
n
K
y
.

Average RPI Win:		138	WON-LOST		WINNING		LAST 10		STRENGTH OF		OPP. STRENGTH		TEAM	ADJ		CONF.	ADJ CONF.							
Average RPI Loss:		87	RECORD		PCT. RANK		GAMES		SCHEDULE		OF SCHEDULE		RPI	RPI		RPI	RPI							
DIV. I ONLY			31-25-0		.55357		103		5-5-0		72		92		82		.54028		80		11		11	
DIV. I NON-CONF.			20-15-0		.57143		95		1-1-0		58		94		75		.54847		74		11		11	
TOTALS		RPI 1-25		RPI 26-50				W-L RECORDS				RPI 51-100				RPI 101-150				RPI 150+				
31-25-0		0-5-0		3-3-0				OVERALL				7-9-0				5-3-0				16-5-0				
16-8-0		0-0-0		2-2-0				HOME				3-3-0				0-0-0				11-3-0				
8-10-0		0-3-0		1-1-0				AWAY				3-4-0				2-2-0				2-0-0				
7-7-0		0-2-0		0-0-0				NEUTRAL				1-2-0				3-1-0				3-2-0				
20-15-0		0-5-0		3-3-0				NON-CONFERENCE				1-2-0				3-1-0				13-4-0				
11-5-0		0-0-0		2-2-0				HOME				1-1-0				0-0-0				8-2-0				
3-5-0		0-3-0		1-0-				AWAY				0-1-0				0-0-0				2-0-0				
6-5-0		0-2-0		0-0-0				NEUTRAL				0-0-0				3-1-0				3-2-0				
11-10-0		0-0-0		0-0-0				CONFERENCE				6-7-0				2-2-0				3-1-0				
5-3-0		0-0-0		0-0-0				HOME				2-2-0				0-0-0				3-1-0				
5-5-0		0-0-0		0-0-0				AWAY				3-3-0				2-2-0				0-0-0				
1-2-0		0-0-0		0-0-0				NEUTRAL				1-2-0				0-0-0				0-0-0				
RPI	S	Opponent		Score		RPI	S	Opponent		Score		RPI	S	Opponent		Score		RPI	S	Opponent		Score		
7	A	Florida		2	10	29	H	Virginia Tech		2	7	63	A	FIU		1	3	101	N	South Carolina		7	6	
16	A	Florida St.		0	6	32	H	Tulsa		1	0	63	H	FIU		7	0	125	A	Stetson		0	1	
16	A	Florida St.		1	7	41	A	UCF		3	2	63	H	FIU		2	6	125	A	Stetson		3	0	
22	N	Syracuse		0	2	41	A	UCF		1	2	70	H	Lipscomb		3	9	136	A	Mercer		3	0	
22	N	Syracuse		1	2	48	H	Ga. Southern		2	0	70	H	Lipscomb		1	0	136	A	Mercer		2	6	
						48	H	Ga. Southern		0	1	70	N	Lipscomb		2	1	137	N	Villanova		1	3	
												73	A	Kennesaw St.		1	2	140	N	Penn		5	0	
												73	A	Kennesaw St.		6	5	140	N	Penn		9	0	
												73	N	Kennesaw St.		1	2	156	A	Fla. Atlantic		7	1	
												81	A	Fla. Gulf Coast		2	3	156	A	Fla. Atlantic		5	3	
												81	A	Fla. Gulf Coast		2	3	168	H	Eastern Mich.		8	0	
												81	N	Fla. Gulf Coast		4	8	168	H	Eastern Mich.		2	0	
												82	H	S.C. Upstate		1	4	168	N	Eastern Mich.		2	6	
												82	H	S.C. Upstate		11	0	169	N	Seton Hall		10	2	
												87	A	North Florida		4	2	170	H	UNC Greensboro		10	3	
												87	A	North Florida		5	1	174	H	Saint Louis		0	1	
																		174	H	Saint Louis		1	2	
																		178	N	Ill.-Chicago		6	14	
																		178	N	Ill.-Chicago		6	0	
																		179	H	Delaware St.		4	3	
																		179	H	Delaware St.		15	0	
																		191	H	Florida A&M		4	0	
																		193	N	Providence		8	0	
																		198	H	Bethune-Cookman		8	0	
																		203	H	Buffalo		6	2	
																		215	H	Belmont		3	4	
																		215	H	Belmont		4	2	
				LAST 10 GAMES																				
				81	N	Fla. Gulf Coast		4	8	48	H	Ga. Southern		0	1									
				73	N	Kennesaw St.		1	2	48	H	Ga. Southern		2	0									
				70	N	Lipscomb		2	1	87	A	North Florida		5	1									
				125	A	Stetson		3	0	87	A	North Florida		4	2									
				125	A	Stetson		0	1	81	A	Fla. Gulf Coast		2	3									

Non-Div. I Games:

Jacksonville

RPI	S	Opponent	Score	
225	H	East Tenn. St.	9	1
225	H	East Tenn. St.	5	1

Jacksonville

J
a
c
k
s
o
n
v
i
l
l
e

J
a
c
k
s
o
n
v
i
l
l
e

RPI	S	Opponent	Score	
225	A	East Tenn. St.	10	0
236	H	Canisius	9	0
237	N	South Dakota St.	1	2
244	H	Colgate	8	3
248	H	Dartmouth	4	2
251	H	Delaware	4	6
267	N	UNC Wilmington	8	1

Fla. Gulf Coast

F
l
a
.
G
u
l
f
C
o
a
s
t

F
l
a
.
G
u
l
f
C
o
a
s
t

RPI	S	Opponent	Score	
225	H	East Tenn. St.	8	3
250	H	Savannah St.	5	0
261	H	Detroit	8	0
264	H	La Salle	4	0
264	H	La Salle	8	0
265	H	George Mason	9	3
267	H	UNC Wilmington	5	0
276	A	N.C. A&T	8	0
276	A	N.C. A&T	8	0
285	H	N.C. Central	8	0
285	H	N.C. Central	8	2

S.C. Upstate

S
.
C
.
U
p
s
t
a
t
e

S
.
C
.
U
p
s
t
a
t
e

Average RPI Win:		141	WON-LOST RECORD		WINNING PCT. RANK	LAST 10 GAMES	STRENGTH OF SCHEDULE		OPP. STRENGTH OF SCHEDULE	TEAM RPI	ADJ RPI	CONF. RPI	ADJ CONF. RPI				
DIV. I ONLY			28-26-1		.51818	127	8-2-0		63	59	84	.5368	83	7	7		
DIV. I NON-CONF.			13-14-0		.48148	142	3-0-0		74	69	102	.51778	106	7	7		
TOTALS		RPI 1-25		RPI 26-50		W-L RECORDS		RPI 51-100		RPI 101-150		RPI 150+					
28-26-1		0-7-0		2-11-0		OVERALL		7-3-1		7-3-0		12-2-0					
15-5-1		0-1-0		2-3-0		HOME		2-0-1		4-0-0		7-1-0					
6-14-0		0-4-0		0-6-0		AWAY		4-2-0		1-2-0		1-0-0					
7-7-0		0-2-0		0-2-0		NEUTRAL		1-1-0		2-1-0		4-1-0					
13-14-0		0-3-0		1-9-0		NON-CONFERENCE		0-0-0		3-1-0		9-1-0					
7-2-0		0-1-0		1-1-0		HOME		0-0-0		1-0-0		5-0-0					
0-7-0		0-1-0		0-0-		AWAY		0-0-0		0-0-0		0-0-0					
6-5-0		0-1-0		0-2-0		NEUTRAL		0-0-0		2-1-0		4-1-0					
15-12-1		0-4-0		1-2-0		CONFERENCE		7-3-1		4-2-0		3-1-0					
8-3-1		0-0-0		1-2-0		HOME		2-0-1		3-0-0		2-1-0					
6-7-0		0-3-0		0-0-0		AWAY		4-2-0		1-2-0		1-0-0					
1-2-0		0-1-0		0-0-0		NEUTRAL		1-1-0		0-0-0		0-0-0					
RPI	S	Opponent		Score		RPI	S	Opponent		Score		RPI	S	Opponent		Score	
6	A	Oklahoma		4	9	32	A	Tulsa		1	6	63	A	FIU		5	6
6	H	Oklahoma		1	4	32	A	Tulsa		2	7	63	A	FIU		9	4
12	A	La.-Lafayette		6	7	37	A	Baylor		1	2	63	A	FIU		1	5
12	A	La.-Lafayette		4	5	37	A	Baylor		1	2	63	N	FIU		8	0
12	A	La.-Lafayette		4	11	37	A	Baylor		2	3	66	A	Troy		4	3
12	N	La.-Lafayette		1	5	38	N	Oklahoma St.		0	2	66	A	Troy		4	1
23	N	Texas Tech		0	10	39	H	Texas St.		7	1	66	A	Troy		3	0
						39	H	Texas St.		0	6	79	H	Western Ky.		4	3
						39	N	Texas St.		0	1	79	H	Western Ky.		9	8
						42	A	Houston		2	10	79	H	Western Ky.		6	6
						43	H	South Ala.		1	3	79	N	Western Ky.		1	3
						43	H	South Ala.		0	2						
						43	H	South Ala.		2	1						
LAST 10 GAMES																	
						12	N	La.-Lafayette		1	5	230	H	Northwestern St.		17	8
						63	N	FIU		8	0	212	H	Stephen F. Austin		3	2
						156	A	Fla. Atlantic		3	0	66	A	Troy		4	3
						79	N	Western Ky.		1	3	66	A	Troy		4	1
						230	H	Northwestern St.		5	1	66	A	Troy		3	0

Non-Div. I Games:

North Texas

Average RPI Win: 184		WON-LOST	WINNING	LAST 10	STRENGTH OF		OPP. STRENGTH	TEAM	ADJ		CONF.	ADJ CONF.		
Average RPI Loss: 113		RECORD	PCT. RANK	GAMES	SCHEDULE		OF SCHEDULE	RPI	RPI		RPI	RPI		
DIV. I ONLY		42-17-0	.71186	33	9-1-0		184	184	83	.53619	84	23		
DIV. I NON-CONF.		18-11-0	.62069	74	1-0-0		166	133	97	.52571	98	24		
TOTALS		RPI 1-25	RPI 26-50		W-L RECORDS		RPI 51-100		RPI 101-150		RPI 150+			
42-17-0		0-1-0	0-1-0		OVERALL		0-5-0		11-5-0		31-5-0			
18-5-0		0-0-0	0-0-0		HOME		0-1-0		5-2-0		13-2-0			
14-7-0		0-1-0	0-1-0		AWAY		0-1-0		4-1-0		10-3-0			
10-5-0		0-0-0	0-0-0		NEUTRAL		0-3-0		2-2-0		8-0-0			
18-11-0		0-1-0	0-1-0		NON-CONFERENCE		0-5-0		8-3-0		10-1-0			
4-1-0		0-0-0	0-0-0		HOME		0-1-0		2-0-0		2-0-0			
4-5-0		0-1-0	0-0-		AWAY		0-1-0		4-1-0		0-1-0			
10-5-0		0-0-0	0-0-0		NEUTRAL		0-3-0		2-2-0		8-0-0			
24-6-0		0-0-0	0-0-0		CONFERENCE		0-0-0		3-2-0		21-4-0			
14-4-0		0-0-0	0-0-0		HOME		0-0-0		3-2-0		11-2-0			
10-2-0		0-0-0	0-0-0		AWAY		0-0-0		0-0-0		10-2-0			
0-0-0		0-0-0	0-0-0		NEUTRAL		0-0-0		0-0-0		0-0-0			
RPI	S	Opponent	Score		RPI	S	Opponent	Score		RPI	S	Opponent	Score	
3	A	Arizona St.	2	6	30	A	Notre Dame	3	6	56	H	Purdue	3	4
										61	A	Chattanooga	0	7
										72	N	UNI	0	6
										85	N	East Carolina	3	5
										96	N	Pacific	2	7
										103	A	Bowling Green	4	0
										103	A	Bowling Green	5	0
										106	A	New Mexico St.	9	1
										106	N	New Mexico St.	5	8
										114	H	Western Mich.	2	0
										114	H	Western Mich.	3	2
										115	N	UT Martin	8	4
										119	A	San Diego	0	1
										121	A	Iowa St.	11	5
										121	N	Iowa St.	16	7
										127	H	Loyola Chicago	2	1
										127	H	Loyola Chicago	2	1
										127	H	Loyola Chicago	2	0
										127	H	Loyola Chicago	1	4
										127	H	Loyola Chicago	2	3
										135	N	Creighton	1	3
										161	H	Youngstown St.	13	12
										161	H	Youngstown St.	7	0
										161	H	Youngstown St.	10	0
										161	H	Youngstown St.	4	3
										162	N	Drake	5	3
										166	N	UTSA	10	6
										167	H	Butler	9	1
										167	H	Butler	5	1
										167	H	Butler	4	5
										167	H	Butler	3	2
										167	H	Butler	1	6
LAST 10 GAMES														

Non-Div. I Games:

Valparaiso

RPI	S	Opponent	Score	
178	A	Ill.-Chicago	3	5
178	A	Ill.-Chicago	0	1
178	A	Ill.-Chicago	7	3
178	H	Ill.-Chicago	3	0
194	A	Wright St.	10	0
194	A	Wright St.	4	2
194	A	Wright St.	8	6
206	A	UTEP	6	7
215	N	Belmont	4	2
216	H	Green Bay	8	0
216	H	Green Bay	4	3
216	H	Green Bay	17	0
225	N	East Tenn. St.	4	2
226	H	IUPUI	7	1
226	H	IUPUI	8	1
232	N	Neb. Omaha	6	0
233	N	CSU Bakersfield	10	2
247	A	Cleveland St.	7	0
247	A	Cleveland St.	6	4
247	A	Cleveland St.	13	1
258	N	Niagara	9	1
261	A	Detroit	12	3
261	A	Detroit	9	1
261	A	Detroit	7	2
269	N	Brown	10	2

Valparaiso

Average RPI Win:		158	WON-LOST RECORD		WINNING PCT. RANK		LAST 10 GAMES		STRENGTH OF SCHEDULE		OPP. STRENGTH OF SCHEDULE		TEAM RPI		ADJ RPI		CONF. RPI		ADJ CONF. RPI				
DIV. I ONLY			25-28-0		.4717	160	7-3-0		44		72		87		.53525		85	9		9			
DIV. I NON-CONF.			14-15-0		.48276	141	1-0-0		28		80		82		.53901		83	8		9			
TOTALS		RPI 1-25		RPI 26-50			W-L RECORDS			RPI 51-100			RPI 101-150			RPI 150+							
25-28-0		0-6-0		3-11-0			OVERALL			3-9-0			5-2-0			14-0-0							
15-6-0		0-1-0		2-2-0			HOME			2-3-0			2-0-0			9-0-0							
6-14-0		0-3-0		1-9-0			AWAY			0-1-0			2-1-0			3-0-0							
4-8-0		0-2-0		0-0-0			NEUTRAL			1-5-0			1-1-0			2-0-0							
14-15-0		0-6-0		1-1-0			NON-CONFERENCE			1-7-0			3-1-0			9-0-0							
7-3-0		0-1-0		1-0-0			HOME			0-2-0			2-0-0			4-0-0							
3-5-0		0-3-0		0-0-			AWAY			0-1-0			0-0-0			3-0-0							
4-7-0		0-2-0		0-0-0			NEUTRAL			1-4-0			1-1-0			2-0-0							
11-13-0		0-0-0		2-10-0			CONFERENCE			2-2-0			2-1-0			5-0-0							
8-3-0		0-0-0		1-2-0			HOME			2-1-0			0-0-0			5-0-0							
3-9-0		0-0-0		1-8-0			AWAY			0-0-0			2-1-0			0-0-0							
0-1-0		0-0-0		0-0-0			NEUTRAL			0-1-0			0-0-0			0-0-0							
RPI	S	Opponent		Score		RPI	S	Opponent		Score		RPI	S	Opponent		Score		RPI	S	Opponent		Score	
1	N	California		3	11	28	A	North Carolina		2	4	51	N	Northwestern		2	4	106	N	New Mexico St.		5	14
2	A	Alabama		2	4	32	A	Tulsa		2	5	53	H	Marshall		3	2	110	H	Longwood		5	2
2	A	Alabama		4	9	32	A	Tulsa		4	13	53	H	Marshall		0	8	110	H	Longwood		5	0
3	A	Arizona St.		1	9	32	A	Tulsa		6	7	53	H	Marshall		3	0	135	N	Creighton		12	1
10	H	Louisville		0	5	40	H	UAB		0	1	53	N	Marshall		1	8	146	A	Memphis		5	4
19	N	Stanford		1	3	40	H	UAB		4	2	60	H	Virginia		1	3	146	A	Memphis		4	3
						40	H	UAB		3	5	76	N	North Dakota St.		8	9	146	A	Memphis		3	5
						41	A	UCF		3	4	84	N	Valparaiso		5	3	165	N	SIU Edwardsville		6	5
						41	A	UCF		2	8	90	H	Fordham		1	5	165	N	SIU Edwardsville		3	1
						41	A	UCF		0	2	92	N	Indiana		4	5	170	H	UNC Greensboro		2	1
						42	A	Houston		5	13	93	A	North Carolina St.		3	9	199	A	Cal St. Fullerton		10	0
						42	A	Houston		2	6	96	N	Pacific		3	6	206	H	UTEP		5	1
						42	A	Houston		7	6							206	H	UTEP		11	10
						49	H	Hofstra		4	3							206	H	UTEP		12	4
																		207	H	Southern Miss.		2	1
																		207	H	Southern Miss.		3	1
																		236	H	Canisius		6	2
																		236	H	Canisius		12	4
																		240	H	Drexel		9	7
																		267	A	UNC Wilmington		10	2
																		267	A	UNC Wilmington		7	1
						LAST 10 GAMES																	
						53	N	Marshall		1	8	53	H	Marshall		3	2						
						146	A	Memphis		3	5	53	H	Marshall		0	8						
						146	A	Memphis		4	3	207	H	Southern Miss.		3	1						
						146	A	Memphis		5	4	207	H	Southern Miss.		2	1						
						53	H	Marshall		3	0	110	H	Longwood		5	2						

Non-Div. I Games:

East Carolina

Average RPI Win:	200	WON-LOST	WINNING	LAST 10	STRENGTH OF	OPP. STRENGTH	TEAM	ADJ	CONF.	ADJ CONF.	
Average RPI Loss:	108	RECORD	PCT. RANK	GAMES	SCHEDULE	OF SCHEDULE	RPI	RPI	RPI	RPI	
DIV. I ONLY	36-14-0	.72	30	6-4-0	180	202	80	.53379	86	14	16
DIV. I NON-CONF.	21-7-0	.75	34	2-0-0	213	243	86	.53255	90	17	20
TOTALS	RPI 1-25	RPI 26-50	W-L RECORDS		RPI 51-100	RPI 101-150		RPI 150+			
36-14-0	0-0-0	1-4-0	OVERALL		3-5-0	2-2-0		30-3-0			
12-3-0	0-0-0	1-2-0	HOME		0-0-0	0-0-0		11-1-0			
16-5-0	0-0-0	0-2-0	AWAY		1-2-0	0-0-0		15-1-0			
8-6-0	0-0-0	0-0-0	NEUTRAL		2-3-0	2-2-0		4-1-0			
21-7-0	0-0-0	0-1-0	NON-CONFERENCE		1-2-0	2-2-0		18-2-0			
5-1-0	0-0-0	0-0-0	HOME		0-0-0	0-0-0		5-1-0			
10-1-0	0-0-0	0-0-	AWAY		0-0-0	0-0-0		10-0-0			
6-5-0	0-0-0	0-0-0	NEUTRAL		1-2-0	2-2-0		3-1-0			
15-7-0	0-0-0	1-3-0	CONFERENCE		2-3-0	0-0-0		12-1-0			
7-2-0	0-0-0	1-2-0	HOME		0-0-0	0-0-0		6-0-0			
6-4-0	0-0-0	0-1-0	AWAY		1-2-0	0-0-0		5-1-0			
2-1-0	0-0-0	0-0-0	NEUTRAL		1-1-0	0-0-0		1-0-0			
RPI S	Opponent	Score	RPI S	Opponent	Score	RPI S	Opponent	Score	RPI S	Opponent	Score
			44 A	Boston U.	0 5	55 N	Radford	9 2	103 N	Bowling Green	0 1
			44 H	Boston U.	2 13	87 N	North Florida	2 3	103 N	Bowling Green	2 3
			44 H	Boston U.	1 3	87 N	North Florida	5 13	103 N	Bowling Green	2 0
			44 H	Boston U.	6 4	88 A	Stony Brook	2 5	139 N	Jacksonville St.	6 5
			48 A	Ga. Southern	0 6	88 A	Stony Brook	7 4	157 N	Gardner-Webb	1 2
						88 A	Stony Brook	1 3	159 H	Binghamton	9 1
						88 N	Stony Brook	4 6	159 H	Binghamton	7 1
						88 N	Stony Brook	6 5	159 H	Binghamton	12 2
									179 A	Delaware St.	5 0
									179 A	Delaware St.	18 2
									181 H	Maine	5 0
									181 H	Maine	4 3
									181 H	Maine	8 0
									181 N	Maine	2 0
									195 N	Campbell	2 1
									201 A	Winthrop	5 4
									202 A	Cornell	8 6
									202 A	Cornell	7 1
									202 N	Cornell	1 0
									244 A	Colgate	8 0
									248 H	Dartmouth	4 0
									248 H	Dartmouth	4 0
									249 A	Siena	6 2
									249 A	Siena	8 0
									249 H	Siena	10 2
									249 H	Siena	7 5
									260 A	UMBC	3 4
			</								

Non-Div. I Games:

Albany (NY)

RPI	S	Opponent	Score	
260	A	UMBC	5	4
260	A	UMBC	6	1
265	A	George Mason	11	7
265	A	George Mason	3	1
266	A	Hartford	12	0
266	A	Hartford	8	2
266	A	Hartford	10	1
267	N	UNC Wilmington	4	3
273	H	Manhattan	8	2
273	H	Manhattan	1	3

Albany (NY)

A
l
b
a
n
y
(
N
Y
)

A
l
b
a
n
y
(
N
Y
)

Average RPI Win:		149	WON-LOST		WINNING		LAST 10		STRENGTH OF		OPP. STRENGTH		TEAM		ADJ		CONF.		ADJ CONF.				
Average RPI Loss:		95	RECORD		PCT. RANK		GAMES		SCHEDULE		OF SCHEDULE		RPI		RPI		RPI		RPI				
DIV. I ONLY			27-28-0		.49091	149	1-9-0		42		133		90		.53376		87	11		11			
DIV. I NON-CONF.			20-17-0		.54054	113	1-3-0		15		178		62		.55735		61	11		11			
TOTALS		RPI 1-25		RPI 26-50		W-L RECORDS		RPI 51-100		RPI 101-150		RPI 150+											
27-28-0		0-2-0		3-6-0		OVERALL		6-11-0		4-3-0		14-6-0											
9-16-0		0-2-0		0-3-0		HOME		3-7-0		1-0-0		5-4-0											
6-9-0		0-0-0		2-1-0		AWAY		0-4-0		2-2-0		2-2-0											
12-3-0		0-0-0		1-2-0		NEUTRAL		3-0-0		1-1-0		7-0-0											
20-17-0		0-2-0		3-6-0		NON-CONFERENCE		5-2-0		2-1-0		10-6-0											
4-11-0		0-2-0		0-3-0		HOME		2-2-0		1-0-0		1-4-0											
4-3-0		0-0-0		2-0-		AWAY		0-0-0		0-0-0		2-2-0											
12-3-0		0-0-0		1-2-0		NEUTRAL		3-0-0		1-1-0		7-0-0											
7-11-0		0-0-0		0-0-0		CONFERENCE		1-9-0		2-2-0		4-0-0											
5-5-0		0-0-0		0-0-0		HOME		1-5-0		0-0-0		4-0-0											
2-6-0		0-0-0		0-0-0		AWAY		0-4-0		2-2-0		0-0-0											
0-0-0		0-0-0		0-0-0		NEUTRAL		0-0-0		0-0-0		0-0-0											
RPI	S	Opponent		Score		RPI	S	Opponent		Score		RPI	S	Opponent		Score							
16	H	Florida St.		0	5	28	N	North Carolina		0	3	68	H	Ball St.		3	9	108	H	McNeese St.		1	0
16	H	Florida St.		1	8	36	N	Kentucky		3	8	68	H	Ball St.		2	10	123	N	LIU Brooklyn		8	2
						41	H	UCF		0	3	70	H	Lipscomb		1	0	125	A	Stetson		0	7
						44	N	Boston U.		3	1	70	H	Lipscomb		4	5	125	A	Stetson		1	0
						46	H	Kansas		0	1	72	H	UNI		5	4	136	A	Mercer		2	3
						46	H	Kansas		3	7	72	H	UNI		3	2	136	A	Mercer		2	1
						48	A	Ga. Southern		4	1	73	A	Kennesaw St.		4	12	139	N	Jacksonville St.		2	3
						48	A	Ga. Southern		0	3	73	A	Kennesaw St.		4	7	163	N	Iona		3	0
						48	A	Ga. Southern		2	1	80	H	Jacksonville		2	4	177	N	Northern Ill.		4	1
												80	H	Jacksonville		1	5	179	H	Delaware St.		1	2
												81	A	Fla. Gulf Coast		1	2	179	H	Delaware St.		0	1
												81	A	Fla. Gulf Coast		2	3	179	H	Delaware St.		2	4
												82	H	S.C. Upstate		5	7	191	A	Florida A&M		8	2
												82	H	S.C. Upstate		1	6	191	A	Florida A&M		1	2
												86	N	Albany (NY)		3	2	191	N	Florida A&M		12	8
												86	N	Albany (NY)		13	5	198	A	Bethune-Cookman		1	9
												89	N	Ohio St.		10	5	198	A	Bethune-Cookman		3	2
																		198	N	Bethune-Cookman		7	4
																		198	N	Bethune-Cookman		8	5
																		214	H	St. Bonaventure		3	4
																		215	H	Belmont		8	0
																		215	H	Belmont		5	4
																		225	H	East Tenn. St.		2	1
																		225	H	East Tenn. St.		1	0
																		229	N	Towson		2	1
																		248	N	Dartmouth		9	1
																		252	H	Mt. St. Mary's		7	0
LAST 10 GAMES																							
						81	A	Fla. Gulf Coast		2	3	80	H	Jacksonville		2	4						
						81	A	Fla. Gulf Coast		1	2	48	A	Ga. Southern		2	1						
						16	H	Florida St.		0	5	48	A	Ga. Southern		0	3						
						16	H	Florida St.		1	8	82	H	S.C. Upstate		5	7						
						80	H	Jacksonville		1	5	82	H	S.C. Upstate		1	6						

Non-Div. I Games:

North Florida

Average RPI Win: 188		WON-LOST RECORD		WINNING PCT. RANK		LAST 10 GAMES		STRENGTH OF SCHEDULE		OPP. STRENGTH OF SCHEDULE		TEAM RPI		ADJ RPI		CONF. RPI		ADJ CONF. RPI					
DIV. I ONLY		36-17-1		.67593		46		5-5-0		159		190		86		.53294		88		14		16	
DIV. I NON-CONF.		21-12-0		.63636		65		0-1-0		208		200		115		.50906		119		17		20	
TOTALS		RPI 1-25		RPI 26-50		W-L RECORDS		RPI 51-100		RPI 101-150		RPI 150+											
36-17-1		0-2-0		2-3-0		OVERALL		4-5-0		3-1-0		27-6-1											
14-5-1		0-2-0		0-0-0		HOME		2-3-0		1-0-0		11-0-1											
12-9-0		0-0-0		2-2-0		AWAY		0-1-0		0-1-0		10-5-0											
10-3-0		0-0-0		0-1-0		NEUTRAL		2-1-0		2-0-0		6-1-0											
21-12-0		0-2-0		0-1-0		NON-CONFERENCE		1-3-0		3-1-0		17-5-0											
7-4-0		0-2-0		0-0-0		HOME		0-2-0		1-0-0		6-0-0											
5-6-0		0-0-0		0-0-		AWAY		0-1-0		0-1-0		5-4-0											
9-2-0		0-0-0		0-1-0		NEUTRAL		1-0-0		2-0-0		6-1-0											
15-5-1		0-0-0		2-2-0		CONFERENCE		3-2-0		0-0-0		10-1-1											
7-1-1		0-0-0		0-0-0		HOME		2-1-0		0-0-0		5-0-1											
7-3-0		0-0-0		2-2-0		AWAY		0-0-0		0-0-0		5-1-0											
1-1-0		0-0-0		0-0-0		NEUTRAL		1-1-0		0-0-0		0-0-0											
RPI	S	Opponent		Score		RPI	S	Opponent		Score		RPI	S	Opponent		Score							
23	H	Texas Tech		3	6	44	A	Boston U.		4	3	67	H	Rutgers		0	4						
23	H	Texas Tech		1	4	44	A	Boston U.		1	0	67	H	Rutgers		1	6						
						44	A	Boston U.		3	7	71	N	Utah		1	0						
						44	A	Boston U.		3	8	81	A	Fla. Gulf Coast		0	1						
						46	N	Kansas		0	2	86	H	Albany (NY)		5	2						
												86	H	Albany (NY)		4	7						
												86	H	Albany (NY)		3	1						
												86	N	Albany (NY)		6	4						
												86	N	Albany (NY)		5	6						
														163 A Iona		2	0						
														163 A Iona		3	6						
														172 H Bryant		3	2						
														172 H Bryant		6	5						
														173 N Army		12	0						
														181 H Maine		1	1						
														181 H Maine		3	0						
														181 H Maine		1	0						
														183 A Fairfield		2	0						
														183 A Fairfield		6	5						
														186 N Georgetown		4	3						
														203 N Buffalo		2	3						
														210 N Saint Francis (PA)		10	3						
														220 A Sacred Heart		7	8						
														244 N Colgate		9	4						
														249 N Siena		5	2						
														255 H Rider		3	1						
														255 H Rider		8	0						
LAST 10 GAMES				86 N Albany (NY)				5	6	86 H Albany (NY)				5	2	220 A Sacred Heart				7	8		
				44 A Boston U.				3	7	116 A Quinnipiac				0	4	244 N Colgate				9	4		
				86 N Albany (NY)				6	4	159 A Binghamton				7	2	249 N Siena				5	2		
				86 H Albany (NY)				4	7	159 A Binghamton				2	1	255 H Rider				3	1		
				86 H Albany (NY)				3	1	159 A Binghamton				0	3	255 H Rider				8	0		

Non-Div. I Games:

Stony Brook

RPI	S	Opponent	Score	
260	A	UMBC	5	0
260	A	UMBC	10	1
260	A	UMBC	19	3
266	H	Hartford	3	1
266	H	Hartford	4	0
266	H	Hartford	10	0
273	A	Manhattan	2	5
273	A	Manhattan	9	0
277	H	Holy Cross	10	1
277	H	Holy Cross	7	0
278	N	Howard	13	1

Stony Brook

S
t
o
n
y
B
r
o
o
k

S
t
o
n
y
B
r
o
o
k

[illegible]

Non-Div. I Games:

Ohio St.

Average RPI Win: 162		WON-LOST	WINNING	LAST 10	STRENGTH OF		OPP. STRENGTH	TEAM	ADJ	CONF.	ADJ CONF.
Average RPI Loss: 93		RECORD	PCT. RANK	GAMES	SCHEDULE		OF SCHEDULE	RPI	RPI	RPI	RPI
DIV. I ONLY		32-26-0	.55172	104	82		115	91	.52978	90	19
DIV. I NON-CONF.		16-18-0	.47059	149	32		66	89	.5362	88	18
TOTALS		RPI 1-25	RPI 26-50		W-L RECORDS		RPI 51-100		RPI 101-150		RPI 150+
32-26-0		1-3-0	0-8-0		OVERALL		4-3-0		4-6-0		23-6-0
10-6-0		1-0-0	0-2-0		HOME		0-1-0		1-0-0		8-3-0
13-5-0		0-0-0	0-1-0		AWAY		1-0-0		1-3-0		11-1-0
9-15-0		0-3-0	0-5-0		NEUTRAL		3-2-0		2-3-0		4-2-0
16-18-0		1-3-0	0-5-0		NON-CONFERENCE		4-3-0		3-5-0		8-2-0
4-2-0		1-0-0	0-0-0		HOME		0-1-0		1-0-0		2-1-0
5-3-0		0-0-0	0-0-		AWAY		1-0-0		0-2-0		4-0-0
7-13-0		0-3-0	0-4-0		NEUTRAL		3-2-0		2-3-0		2-1-0
16-8-0		0-0-0	0-3-0		CONFERENCE		0-0-0		1-1-0		15-4-0
6-4-0		0-0-0	0-2-0		HOME		0-0-0		0-0-0		6-2-0
8-2-0		0-0-0	0-0-0		AWAY		0-0-0		1-1-0		7-1-0
2-2-0		0-0-0	0-1-0		NEUTRAL		0-0-0		0-0-0		2-1-0
RPI S	Opponent	Score	RPI S	Opponent	Score	RPI S	Opponent	Score	RPI S	Opponent	Score
1 N	California	0 5	28 N	North Carolina	2 3	60 N	Virginia	2 1	110 N	Longwood	5 1
2 H	Alabama	8 5	29 N	Virginia Tech	1 5	60 N	Virginia	4 6	111 N	Long Beach St.	6 12
11 N	Arizona	2 3	30 N	Notre Dame	1 3	65 N	Pittsburgh	0 1	113 H	St. John's (NY)	8 0
13 N	UCLA	5 9	34 H	Massachusetts	1 6	65 N	Pittsburgh	5 4	114 N	Western Mich.	6 0
			34 H	Massachusetts	1 2	67 N	Rutgers	6 1	119 N	Central Mich.	0 8
			34 N	Massachusetts	0 2	73 H	Kennesaw St.	2 8	126 A	Lehigh	2 4
			44 N	Boston U.	3 4	85 A	East Carolina	5 1	126 A	Lehigh	2 7
			49 A	Hofstra	1 6				132 N	UC Davis	2 6
									133 A	Temple	5 6
									133 A	Temple	5 0
									151 H	Charlotte	8 2
									151 H	Charlotte	8 0
									153 A	James Madison	5 0
									153 A	James Madison	7 4
									159 H	Binghamton	8 3
									159 H	Binghamton	7 3
									163 H	Iona	2 6
									170 N	UNC Greensboro	7 12
									171 A	Saint Joseph's	4 1
									171 A	Saint Joseph's	1 0
									171 N	Saint Joseph's	4 1
									174 H	Saint Louis	4 0
									174 H	Saint Louis	4 1
									189 A	George Washington	5 1
									189 A	George Washington	2 1
									189 N	George Washington	1 4
									189 N	George Washington	4 0
LAST 10 GAMES			189 N	George Washington	1 4	228 H	Rhode Island	0 1	174 H	Saint Louis	4 1
			34 N	Massachusetts	0 2	34 H	Massachusetts	1 6	189 A	George Washington	5 1
			171 N	Saint Joseph's	4 1	34 H	Massachusetts	1 2	189 A	George Washington	2 1
			2 H	Alabama	8 5	197 A	Dayton	11 0	189 N	George Washington	1 4
			228 H	Rhode Island	3 6	197 A	Dayton	1 2	189 N	George Washington	4 0

Non-Div. I Games:

Fordham

RPI	S	Opponent	Score	
197	A	Dayton	11	0
197	A	Dayton	1	2
199	N	Cal St. Fullerton	3	1
214	H	St. Bonaventure	7	0
214	H	St. Bonaventure	5	1
216	N	Green Bay	3	0
228	H	Rhode Island	0	1
228	H	Rhode Island	3	6
249	A	Siena	6	3
249	A	Siena	6	2
264	A	La Salle	11	0
264	A	La Salle	9	1

Fordham

F
o
r
d
h
a
m

F
o
r
d
h
a
m

C
o
n
n
e
c
t
i
c
u
t

Connecticut

Average RPI Win:		133	WON-LOST RECORD		WINNING PCT. RANK		LAST 10 GAMES		STRENGTH OF SCHEDULE		OPP. STRENGTH OF SCHEDULE		TEAM RPI		ADJ RPI		CONF. RPI		ADJ CONF. RPI	
DIV. I ONLY		30-25-0		.54545 107		7-3-0		105		60		92		.52957 92		6		6		
DIV. I NON-CONF.		16-15-0		.51613 127		0-1-0		105		90		108		.51701 107		5		5		
TOTALS		RPI 1-25		RPI 26-50		W-L RECORDS		RPI 51-100		RPI 101-150		RPI 150+								
30-25-0		1-8-0		0-1-0		OVERALL		11-8-0		4-4-0		14-4-0								
12-5-0		1-3-0		0-0-0		HOME		7-2-0		1-0-0		3-0-0								
7-11-0		0-3-0		0-0-0		AWAY		2-5-0		1-3-0		4-0-0								
11-9-0		0-2-0		0-1-0		NEUTRAL		2-1-0		2-1-0		7-4-0								
16-15-0		0-6-0		0-1-0		NON-CONFERENCE		2-2-0		3-2-0		11-4-0								
4-1-0		0-1-0		0-0-0		HOME		0-0-0		1-0-0		3-0-0								
1-5-0		0-3-0		0-0-		AWAY		0-1-0		0-1-0		1-0-0								
11-9-0		0-2-0		0-1-0		NEUTRAL		2-1-0		2-1-0		7-4-0								
14-10-0		1-2-0		0-0-0		CONFERENCE		9-6-0		1-2-0		3-0-0								
8-4-0		1-2-0		0-0-0		HOME		7-2-0		0-0-0		0-0-0								
6-6-0		0-0-0		0-0-0		AWAY		2-4-0		1-2-0		3-0-0								
0-0-0		0-0-0		0-0-0		NEUTRAL		0-0-0		0-0-0		0-0-0								
RPI	S	Opponent		Score		RPI	S	Opponent		Score		RPI	S	Opponent		Score				
6	A	Oklahoma		1	4	33	N	BYU		7	8	51	H	Northwestern		3	8			
6	A	Oklahoma		1	12							51	H	Northwestern		8	6			
6	A	Oklahoma		0	14							51	H	Northwestern		11	3			
10	H	Louisville		4	6							56	H	Purdue		3	2			
19	N	Stanford		3	7							56	H	Purdue		2	11			
24	N	Oregon St.		3	4							56	H	Purdue		9	5			
25	H	Michigan		2	7							62	H	Nebraska		6	2			
25	H	Michigan		2	3							62	H	Nebraska		4	2			
25	H	Michigan		7	2							62	H	Nebraska		4	2			
												63	N	FIU		7	5			
												68	A	Ball St.		4	12			
												71	N	Utah		2	7			
												78	A	Iowa		0	4			
												78	A	Iowa		0	10			
												78	A	Iowa		1	0			
												85	N	East Carolina		5	4			
												89	A	Ohio St.		3	7			
												89	A	Ohio St.		4	1			
												89	A	Ohio St.		3	4			
											</									

Average RPI Win:		124	WON-LOST RECORD		WINNING PCT. RANK	LAST 10 GAMES	STRENGTH OF SCHEDULE		OPP. STRENGTH OF SCHEDULE	TEAM RPI	ADJ RPI	CONF. RPI	ADJ CONF. RPI				
DIV. I ONLY			23-31-0		.42593	191	2-8-0		48	47	97	.52681	93	4	4		
DIV. I NON-CONF.			18-15-0		.54545	108	0-1-0		102	85	98	.53072	92	4	4		
TOTALS		RPI 1-25		RPI 26-50		W-L RECORDS		RPI 51-100		RPI 101-150		RPI 150+					
23-31-0		1-9-0		3-10-0		OVERALL		5-4-0		7-4-0		7-4-0					
12-10-0		0-3-0		1-4-0		HOME		4-1-0		2-1-0		5-1-0					
5-13-0		1-5-0		1-4-0		AWAY		1-2-0		1-1-0		1-1-0					
6-8-0		0-1-0		1-2-0		NEUTRAL		0-1-0		4-2-0		1-2-0					
18-15-0		1-2-0		2-3-0		NON-CONFERENCE		1-2-0		7-4-0		7-4-0					
8-3-0		0-0-0		0-0-0		HOME		1-1-0		2-1-0		5-1-0					
4-5-0		1-2-0		1-0-		AWAY		0-0-0		1-1-0		1-1-0					
6-7-0		0-0-0		1-2-0		NEUTRAL		0-1-0		4-2-0		1-2-0					
5-16-0		0-7-0		1-7-0		CONFERENCE		4-2-0		0-0-0		0-0-0					
4-7-0		0-3-0		1-4-0		HOME		3-0-0		0-0-0		0-0-0					
1-8-0		0-3-0		0-3-0		AWAY		1-2-0		0-0-0		0-0-0					
0-1-0		0-1-0		0-0-0		NEUTRAL		0-0-0		0-0-0		0-0-0					
RPI	S	Opponent		Score		RPI	S	Opponent		Score		RPI	S	Opponent		Score	
8	A	Texas A&M		0	1	28	A	North Carolina		2	3	56	N	Purdue		5	7
8	A	Texas A&M		2	3	28	A	North Carolina		0	5	60	A	Virginia		0	2
15	A	Georgia		3	2	28	A	North Carolina		0	8	60	A	Virginia		14	4
16	A	Florida St.		1	7	29	H	Virginia Tech		2	10	60	A	Virginia		1	5
16	A	Florida St.		0	8	29	H	Virginia Tech		2	4	65	H	Pittsburgh		2	5
16	A	Florida St.		0	6	32	N	Tulsa		0	4	85	H	East Carolina		9	3
16	N	Florida St.		2	6	36	A	Kentucky		6	3	99	H	Boston College		7	1
21	H	Georgia Tech		4	6	36	A	Kentucky		6	7	99	H	Boston College		10	3
21	H	Georgia Tech		3	6	40	N	UAB		1	3	99	H	Boston College		10	3
21	H	Georgia Tech		2	5	49	N	Hofstra		6	2						
						50	H	Maryland		5	4						
						50	H	Maryland		3	4						
						50	H	Maryland		3	5						
LAST 10 GAMES																	
						16	N	Florida St.		2	6	50	H	Maryland		5	4
						60	A	Virginia		1	5	50	H	Maryland		3	5
						60	A	Virginia		0	2	196	H	Elon		1	7
						60	A	Virginia		14	4	28	A	North Carolina		2	3
						50	H	Maryland		3	4	28	A	North Carolina		0	5

Non-Div. I Games:

North Carolina St.

Average RPI Win:		152	WON-LOST RECORD		WINNING PCT. RANK		LAST 10 GAMES		STRENGTH OF SCHEDULE		OPP. STRENGTH OF SCHEDULE		TEAM RPI		ADJ RPI		CONF. RPI		ADJ CONF. RPI					
Average RPI Loss:		75																						
DIV. I ONLY			28-28-0		.5		140		3-7-0		85		74		101		.52672		94		10		10	
DIV. I NON-CONF.			18-16-0		.52941		119		1-0-0		125		73		105		.52115		100		10		10	
TOTALS		RPI 1-25		RPI 26-50		W-L RECORDS		RPI 51-100		RPI 101-150		RPI 150+												
28-28-0		2-9-0		1-3-0		OVERALL		2-5-0		7-9-0		16-2-0												
14-7-0		1-0-0		0-0-0		HOME		1-2-0		4-4-0		8-1-0												
6-12-0		1-4-0		0-3-0		AWAY		0-0-0		2-4-0		3-1-0												
8-9-0		0-5-0		1-0-0		NEUTRAL		1-3-0		1-1-0		5-0-0												
18-16-0		1-6-0		1-0-0		NON-CONFERENCE		1-3-0		3-6-0		12-1-0												
10-4-0		1-0-0		0-0-0		HOME		0-1-0		3-2-0		6-1-0												
1-5-0		0-2-0		0-0-		AWAY		0-0-0		0-3-0		1-0-0												
7-7-0		0-4-0		1-0-0		NEUTRAL		1-2-0		0-1-0		5-0-0												
10-12-0		1-3-0		0-3-0		CONFERENCE		1-2-0		4-3-0		4-1-0												
4-3-0		0-0-0		0-0-0		HOME		1-1-0		1-2-0		2-0-0												
5-7-0		1-2-0		0-3-0		AWAY		0-0-0		2-1-0		2-1-0												
1-2-0		0-1-0		0-0-0		NEUTRAL		0-1-0		1-0-0		0-0-0												
RPI	S	Opponent		Score		RPI	S	Opponent		Score		RPI	S	Opponent		Score		RPI	S	Opponent		Score		
1	N	California		0	7	33	A	BYU		4	5	54	N	Wisconsin		9	0	102	N	Colorado St.		1	3	
3	A	Arizona St.		0	4	33	A	BYU		2	10	59	H	Fresno St.		0	1	104	A	UC Santa Barbara		1	4	
8	N	Texas A&M		1	2	33	A	BYU		2	3	59	H	Fresno St.		2	1	104	A	UC Santa Barbara		2	7	
9	N	Oregon		0	9	38	N	Oklahoma St.		1	0	59	N	Fresno St.		3	4	104	H	UC Santa Barbara		3	1	
18	N	Washington		4	9							71	N	Utah		1	3	106	H	New Mexico St.		0	1	
19	A	Stanford		2	7							89	N	Ohio St.		3	6	106	H	New Mexico St.		0	8	
19	H	Stanford		2	1							96	H	Pacific		0	6	106	H	New Mexico St.		1	0	
20	A	Hawaii		1	4													134	A	Sacramento St.		2	8	
20	A	Hawaii		0	8													134	H	Sacramento St.		5	4	
20	A	Hawaii		4	2													140	A	Nevada		10	0	
20	N	Hawaii		1	5													140	A	Nevada		0	1	
																		140	A	Nevada		11	2	
																		140	N	Nevada		9	6	
																		143	H	Southern Utah		2	7	
																		143	H	Southern Utah		4	5	
																		143	H	Southern Utah		6	4	
																		153	N	James Madison		9	1	
																		154	H	Louisiana Tech		4	2	
																		154	H	Louisiana Tech		7	0	
																		155	H	St. Mary's (CA)		6	5	
																		180	A	Utah St.		9	1	
																		180	A	Utah St.		4	6	
																		180	A	Utah St.		11	2	
																		182	N	UC Riverside		9	1	
																		185	A	Utah Valley		10	6	
																		187	N	Cal Poly		8	4	
																		187	N	Cal Poly		15	3	
LAST 10 GAMES																								
																		59	N	Fresno St.		3	4	
																		20	N	Hawaii		1	5	
																		140	N	Nevada		9	6	
																		106	H	New Mexico St.		0	8	
																		106	H	New Mexico St.		1	0	
																		185	A	Utah Valley		10	6	

Non-Div. I Games:

San Jose St.

RPI	S	Opponent	Score	
233	H	CSU Bakersfield	9	1
233	H	CSU Bakersfield	6	3
233	H	CSU Bakersfield	4	3
233	H	CSU Bakersfield	1	4
234	N	Idaho St.	10	4
254	H	Santa Clara	9	5
254	H	Santa Clara	2	1

San Jose St.

S
a
n
J
o
s
e
S
t
.

S
a
n
J
o
s
e
S
t
.

Average RPI Win:	153	WON-LOST RECORD	WINNING PCT. RANK	LAST 10 GAMES	STRENGTH OF SCHEDULE	OPP. STRENGTH OF SCHEDULE	TEAM RPI	ADJ RPI	CONF. RPI	ADJ CONF. RPI			
DIV. I ONLY		22-32-0	.40741	197	6-4-0	33	28	94	.52612	95	3	3	
DIV. I NON-CONF.		15-11-0	.57692	92	2-1-0	174	173	117	.50937	118	2	2	
<hr/>													
TOTALS	RPI 1-25	RPI 26-50		W-L RECORDS		RPI 51-100		RPI 101-150		RPI 150+			
22-32-0	0-16-0	4-9-0		OVERALL		1-2-0		4-4-0		13-1-0			
11-13-0	0-3-0	1-7-0		HOME		1-1-0		3-2-0		6-0-0			
3-17-0	0-13-0	3-2-0		AWAY		0-0-0		0-2-0		0-0-0			
8-2-0	0-0-0	0-0-0		NEUTRAL		0-1-0		1-0-0		7-1-0			
15-11-0	0-4-0	0-0-0		NON-CONFERENCE		1-2-0		1-4-0		13-1-0			
7-3-0	0-0-0	0-0-0		HOME		1-1-0		0-2-0		6-0-0			
0-6-0	0-4-0	0-0-		AWAY		0-0-0		0-2-0		0-0-0			
8-2-0	0-0-0	0-0-0		NEUTRAL		0-1-0		1-0-0		7-1-0			
7-21-0	0-12-0	4-9-0		CONFERENCE		0-0-0		3-0-0		0-0-0			
4-10-0	0-3-0	1-7-0		HOME		0-0-0		3-0-0		0-0-0			
3-11-0	0-9-0	3-2-0		AWAY		0-0-0		0-0-0		0-0-0			
0-0-0	0-0-0	0-0-0		NEUTRAL		0-0-0		0-0-0		0-0-0			
RPI	S	Opponent	Score	RPI	S	Opponent	Score	RPI	S	Opponent	Score		
2	A	Alabama	2 12	27	A	LSU	0 4	61	H	Chattanooga	9 6		
2	A	Alabama	1 12	27	A	LSU	1 0	61	N	Chattanooga	3 5		
2	A	Alabama	7 10	27	A	LSU	1 2	66	H	Troy	1 5		
4	A	Tennessee	0 9	31	H	Auburn	5 9			101	H	South Carolina	6 3
4	A	Tennessee	1 2	31	H	Auburn	4 7			101	H	South Carolina	1 0
4	A	Tennessee	1 5	31	H	Auburn	6 1			101	H	South Carolina	3 2
7	A	Florida	1 9	35	H	Mississippi St.	3 10			102	N	Colorado St.	5 2
7	A	Florida	3 14	35	H	Mississippi St.	3 5			124	H	Murray St.	6 11
7	A	Florida	0 5	35	H	Mississippi St.	1 2			138	A	Central Ark.	5 6
15	H	Georgia	0 8	36	H	Kentucky	0 8			145	A	A&M-Corpus Christi	4 7
15	H	Georgia	0 9	36	H	Kentucky	1 3			148	H	Mississippi Val.	1 4
15	H	Georgia	4 8	47	A	Arkansas	7 6			153	N	James Madison	3 2
16	A	Florida St.	0 8	47	A	Arkansas	13 0			160	N	Tennessee Tech	6 3
16	A	Florida St.	6 10							166	N	UTSA	12 2
19	A	Stanford	5 13							187	N	Cal Poly	6 4
19	A	Stanford	4 8							207	N	Southern Miss.	5 3
										212	N	Stephen F. Austin	9 0
										212	N	Stephen F. Austin	11 3
										215	H	Belmont	5 0
										215	H	Belmont	6 0
										215	H	Belmont	9 1
										241	H	Jackson St.	5 2
										241	N	Jackson St.	2 7
										284	H	Ark.-Pine Bluff	9 0
										284	H	Ark.-Pine Bluff	10 0
				LAST 10 GAMES									
				101	H	South Carolina	3 2	4	A	Tennessee	1 2		
				101	H	South Carolina	6 3	4	A	Tennessee	0 9		
				101	H	South Carolina	1 0	4	A	Tennessee	1 5		
				284	H	Ark.-Pine Bluff	9 0	148	H	Mississippi Val.	1 4		
				284	H	Ark.-Pine Bluff	10 0	27	A	LSU	1 0		

Non-Div. I Games:

Ole Miss

Average RPI Win:	152	WON-LOST	WINNING	LAST 10	STRENGTH OF	OPP. STRENGTH	TEAM	ADJ	CONF.	ADJ CONF.		
Average RPI Loss:	103	RECORD	PCT. RANK	GAMES	SCHEDULE	OF SCHEDULE	RPI	RPI	RPI	RPI		
DIV. I ONLY		34-20-0	.62963	62	5-5-0	200	78	100	.5258	96	17	14
DIV. I NON-CONF.		21-12-0	.63636	65	0-0-0	138	31	76	.54925	70	12	12
<hr/>												
TOTALS	RPI 1-25	RPI 26-50		W-L RECORDS		RPI 51-100		RPI 101-150		RPI 150+		
34-20-0	2-5-0	2-2-0		OVERALL		3-0-0		9-8-0		18-5-0		
16-9-0	0-2-0	1-0-0		HOME		0-0-0		3-3-0		12-4-0		
8-7-0	0-3-0	0-0-0		AWAY		1-0-0		2-4-0		5-0-0		
10-4-0	2-0-0	1-2-0		NEUTRAL		2-0-0		4-1-0		1-1-0		
21-12-0	2-5-0	2-2-0		NON-CONFERENCE		3-0-0		6-2-0		8-3-0		
8-5-0	0-2-0	1-0-0		HOME		0-0-0		2-1-0		5-2-0		
3-3-0	0-3-0	0-0-		AWAY		1-0-0		0-0-0		2-0-0		
10-4-0	2-0-0	1-2-0		NEUTRAL		2-0-0		4-1-0		1-1-0		
13-8-0	0-0-0	0-0-0		CONFERENCE		0-0-0		3-6-0		10-2-0		
8-4-0	0-0-0	0-0-0		HOME		0-0-0		1-2-0		7-2-0		
5-4-0	0-0-0	0-0-0		AWAY		0-0-0		2-4-0		3-0-0		
0-0-0	0-0-0	0-0-0		NEUTRAL		0-0-0		0-0-0		0-0-0		
RPI S	Opponent	Score	RPI S	Opponent	Score	RPI S	Opponent	Score	RPI S	Opponent	Score	
3 A	Arizona St.	4 7	33 N	BYU	2 3	84 N	Valparaiso	7 2	102 H	Colorado St.	5 6	
8 N	Texas A&M	2 0	36 N	Kentucky	2 3	85 N	East Carolina	6 3	104 A	UC Santa Barbara	6 2	
13 A	UCLA	2 10	38 N	Oklahoma St.	5 0	94 A	San Jose St.	6 0	104 A	UC Santa Barbara	1 2	
18 H	Washington	4 5	45 H	San Diego St.	3 1				104 A	UC Santa Barbara	2 11	
18 H	Washington	4 6							106 N	New Mexico St.	10 2	
19 A	Stanford	0 5							111 A	Long Beach St.	2 4	
22 N	Syracuse	5 2							111 A	Long Beach St.	3 2	
									111 A	Long Beach St.	1 9	
									121 N	Iowa St.	8 0	
									132 H	UC Davis	0 3	
									132 H	UC Davis	4 6	
									132 H	UC Davis	1 0	
									134 H	Sacramento St.	9 6	
									134 H	Sacramento St.	10 4	
									135 N	Creighton	7 6	
									140 N	Nevada	4 1	
									140 N	Nevada	5 7	
									152 N	Bradley	3 5	
									152 N	Bradley	3 2	
									155 H	St. Mary's (CA)	1 3	
									155 H	St. Mary's (CA)	7 0	
									182 A	UC Riverside	3 2	
									182 A	UC Riverside	9 1	
									182 A	UC Riverside	9 8	
									187 H	Cal Poly	2 1	
									187 H	Cal Poly	3 2	
									187 H	Cal Poly	3 2	
									104 A	UC Santa Barbara	2 11	
									187 H	Cal Poly	8 3	
			LAST 10 GAMES									
			111 A Long Beach St.			2 4			132 H UC Davis			
			111 A Long Beach St.			1 9			4 6			
			111 A Long Beach St.			3 2			8 3			
			132 H UC Davis			0 3			3 2			
			132 H UC Davis			1 0			2 1			

Non-Div. I Games:

Pacific

RPI	S	Opponent	Score	
199	H	Cal St. Fullerton	10	5
199	H	Cal St. Fullerton	9	0
199	H	Cal St. Fullerton	7	2
211	H	Cal St. Northridge	4	5
211	H	Cal St. Northridge	3	4
211	H	Cal St. Northridge	9	1
233	A	CSU Bakersfield	10	0
233	A	CSU Bakersfield	9	3
246	H	Princeton	4	3
246	H	Princeton	5	0
251	H	Delaware	6	1
254	H	Santa Clara	6	5
254	H	Santa Clara	0	4

P
a
c
i
f
i
c

P
a
c
i
f
i
c

Pacific

Average RPI Win:		186	WON-LOST RECORD		WINNING PCT. RANK		LAST 10 GAMES		STRENGTH OF SCHEDULE		OPP. STRENGTH OF SCHEDULE		TEAM RPI		ADJ RPI		CONF. RPI		ADJ CONF. RPI	
DIV. I ONLY			43-18-0		.70492 36		9-1-0		201		181		89		.52476 97		16		17	
DIV. I NON-CONF.			25-9-0		.73529 38		1-0-0		237		191		93		.52297 99		19		17	
TOTALS		RPI 1-25		RPI 26-50		W-L RECORDS		RPI 51-100		RPI 101-150		RPI 150+								
43-18-0		0-1-0		0-2-0		OVERALL		5-4-0		9-5-0		29-6-0								
25-6-0		0-0-0		0-1-0		HOME		1-1-0		5-1-0		19-3-0								
11-7-0		0-1-0		0-0-0		AWAY		3-2-0		2-2-0		6-2-0								
7-5-0		0-0-0		0-1-0		NEUTRAL		1-1-0		2-2-0		4-1-0								
25-9-0		0-1-0		0-2-0		NON-CONFERENCE		2-2-0		7-2-0		16-2-0								
17-3-0		0-0-0		0-1-0		HOME		1-1-0		4-0-0		12-1-0								
3-2-0		0-1-0		0-0-		AWAY		0-0-0		1-1-0		2-0-0								
5-4-0		0-0-0		0-1-0		NEUTRAL		1-1-0		2-1-0		2-1-0								
18-9-0		0-0-0		0-0-0		CONFERENCE		3-2-0		2-3-0		13-4-0								
8-3-0		0-0-0		0-0-0		HOME		0-0-0		1-1-0		7-2-0								
8-5-0		0-0-0		0-0-0		AWAY		3-2-0		1-1-0		4-2-0								
2-1-0		0-0-0		0-0-0		NEUTRAL		0-0-0		0-1-0		2-0-0								
RPI	S	Opponent		Score		RPI	S	Opponent		Score		RPI	S	Opponent		Score				
16	A	Florida St.		1	6	44	N	Boston U.		1	7	53	H	Marshall		7	3			
						48	H	Ga. Southern		2	5	55	A	Radford		6	2			
												55	A	Radford		3	2			
												55	A	Radford		3	9			
												55	A	Radford		4	0			
												55	A	Radford		8	9			
												76	N	North Dakota St.		4	2			
												76	N	North Dakota St.		3	8			
												77	H	IPFW		0	1			
														123 N LIU Brooklyn		1	0			
														130 N Kent St.		0	3			
														133 H Temple		4	0			
														133 H Temple		7	0			
														136 N Mercer		9	3			
														157 H Gardner-Webb		3	1			
														157 H Gardner-Webb		5	2			
														157 H Gardner-Webb		4	5			
														172 N Bryant		10	0			
														189 H George Washington		7	4			
														191 N Florida A&M		3	0			
														195 A Campbell		2	1			
														195 A Campbell		4	5			
														195 A Campbell		2	3			
														195 N Campbell		3	2			
														201 H Winthrop		7	1			
														201 H Winthrop		3	2			
														201 H Winthrop		4	1			
														201 H Winthrop		3	2			
														201 H Winthrop		4	1			
														267 A UNC Wilmington		10	0			

Non-Div. I Games:

Coastal Caro.

Average RPI Win:		157	WON-LOST RECORD		WINNING PCT. RANK	LAST 10 GAMES		STRENGTH OF SCHEDULE		OPP. STRENGTH OF SCHEDULE	TEAM RPI	ADJ RPI		CONF. RPI	ADJ CONF. RPI		
DIV. I ONLY		27-25-0		.51923	125	3-7-0		130		62	114	.52179 98		8	8		
DIV. I NON-CONF.		25-15-0		.625	72	1-2-0		161		56	88	.54226 78		9	8		
TOTALS		RPI 1-25		RPI 26-50		W-L RECORDS		RPI 51-100		RPI 101-150		RPI 150+					
27-25-0		3-7-0		1-4-0		OVERALL		2-4-0		5-7-0		16-3-0					
9-8-0		0-0-0		0-3-0		HOME		0-2-0		3-3-0		6-0-0					
4-15-0		0-7-0		0-0-0		AWAY		1-2-0		0-4-0		3-2-0					
14-2-0		3-0-0		1-1-0		NEUTRAL		1-0-0		2-0-0		7-1-0					
25-15-0		3-7-0		1-1-0		NON-CONFERENCE		1-2-0		4-2-0		16-3-0					
8-3-0		0-0-0		0-0-0		HOME		0-2-0		2-1-0		6-0-0					
3-10-0		0-7-0		0-0-		AWAY		0-0-0		0-1-0		3-2-0					
14-2-0		3-0-0		1-1-0		NEUTRAL		1-0-0		2-0-0		7-1-0					
2-10-0		0-0-0		0-3-0		CONFERENCE		1-2-0		1-5-0		0-0-0					
1-5-0		0-0-0		0-3-0		HOME		0-0-0		1-2-0		0-0-0					
1-5-0		0-0-0		0-0-0		AWAY		1-2-0		0-3-0		0-0-0					
0-0-0		0-0-0		0-0-0		NEUTRAL		0-0-0		0-0-0		0-0-0					
RPI	S	Opponent		Score		RPI	S	Opponent		Score		RPI	S	Opponent		Score	
5	A	Texas		0	5	32	N	Tulsa		1	2	51	N	Northwestern		13	5
5	A	Texas		1	2	39	N	Texas St.		5	3	56	H	Purdue		6	10
5	A	Texas		3	7	45	H	San Diego St.		6	12	58	A	Boise St.		6	5
8	N	Texas A&M		15	3	45	H	San Diego St.		0	7	58	A	Boise St.		5	8
9	N	Oregon		7	6	45	H	San Diego St.		3	8	58	A	Boise St.		6	8
11	A	Arizona		1	8							71	H	Utah		1	6
11	A	Arizona		0	5												
23	A	Texas Tech		4	9												
23	A	Texas Tech		5	8												
24	N	Oregon St.		10	6												
						LAST 10 GAMES											
						102	A	Colorado St.		5	10	109	H	UNLV		4	8
						102	A	Colorado St.		5	6	206	A	UTEP		14	7
						102	A	Colorado St.		0	8	206	A	UTEP		8	11
						109	H	UNLV		6	7	206	A	UTEP		7	10
						109	H	UNLV		13	7	58	A	Boise St.		6	5

Non-Div. I Games:

New Mexico

RPI	S	Opponent	Score	
233	H	CSU Bakersfield	8	0
234	N	Idaho St.	9	8
238	H	North Dakota	13	8
238	H	North Dakota	8	0

New Mexico

N
e
w
M
e
x
i
c
o

N
e
w
M
e
x
i
c
o

Average RPI Win:		164	WON-LOST RECORD		WINNING PCT. RANK		LAST 10 GAMES		STRENGTH OF SCHEDULE		OPP. STRENGTH OF SCHEDULE		TEAM RPI		ADJ RPI		CONF. RPI		ADJ CONF. RPI	
DIV. I ONLY			23-30-0		.43396 184		2-8-0		50		91		105		.52177 99		4		4	
DIV. I NON-CONF.			20-11-0		.64516 61		1-2-0		109		205		79		.53988 81		4		4	
TOTALS		RPI 1-25		RPI 26-50		W-L RECORDS		RPI 51-100		RPI 101-150		RPI 150+								
23-30-0		0-7-0		2-12-0		OVERALL		5-5-0		3-2-0		13-4-0								
5-12-0		0-0-0		2-9-0		HOME		1-2-0		0-0-0		2-1-0								
5-15-0		0-6-0		0-3-0		AWAY		1-3-0		1-1-0		3-2-0								
13-3-0		0-1-0		0-0-0		NEUTRAL		3-0-0		2-1-0		8-1-0								
20-11-0		0-1-0		0-4-0		NON-CONFERENCE		4-0-0		3-2-0		13-4-0								
2-3-0		0-0-0		0-2-0		HOME		0-0-0		0-0-0		2-1-0								
5-5-0		0-0-0		0-0-		AWAY		1-0-0		1-1-0		3-2-0								
13-3-0		0-1-0		0-0-0		NEUTRAL		3-0-0		2-1-0		8-1-0								
3-19-0		0-6-0		2-8-0		CONFERENCE		1-5-0		0-0-0		0-0-0								
3-9-0		0-0-0		2-7-0		HOME		1-2-0		0-0-0		0-0-0								
0-10-0		0-6-0		0-1-0		AWAY		0-3-0		0-0-0		0-0-0								
0-0-0		0-0-0		0-0-0		NEUTRAL		0-0-0		0-0-0		0-0-0								
RPI	S	Opponent		Score		RPI	S	Opponent		Score		RPI	S	Opponent		Score				
16	A	Florida St.		0 2		28	A	North Carolina		4 10		60	H	Virginia		4 7				
16	A	Florida St.		4 12		28	H	North Carolina		2 12		60	H	Virginia		1 5				
16	A	Florida St.		0 5		28	H	North Carolina		4 3		60	H	Virginia		10 4				
17	N	South Fla.		3 6		28	H	North Carolina		0 1		64	N	Miami (OH)		3 1				
21	A	Georgia Tech		4 9		29	H	Virginia Tech		8 12		69	N	Minnesota		2 1				
21	A	Georgia Tech		0 8		29	H	Virginia Tech		5 4		79	N	Western Ky.		4 2				
21	A	Georgia Tech		0 4		29	H	Virginia Tech		5 8		81	A	Fla. Gulf Coast		6 3				
						34	A	Massachusetts		2 4		93	A	North Carolina St.		1 7				
						34	H	Massachusetts		1 5		93	A	North Carolina St.		3 10				
						44	A	Boston U.		0 1		93	A	North Carolina St.		3 10				
						44	H	Boston U.		4 6										
						50	H	Maryland		1 4										
						50	H	Maryland		3 4										
						50	H	Maryland		0 11										
LAST 10 GAMES																				
						28	A	North Carolina		4 10		50	H	Maryland		0 11				
						28	H	North Carolina		0 1		50	H	Maryland		1 4				
						28	H	North Carolina		4 3		50	H	Maryland		3 4				
						28	H	North Carolina		2 12		44	H	Boston U.		4 6				
						193	A	Providence		6 7		248	A	Dartmouth		7 0				

[illegible]

Non-Div. I Games:

Harvard

RPI	S	Opponent	Score	
248	A	Dartmouth	4	0
248	H	Dartmouth	2	1
248	H	Dartmouth	2	4
268	A	Yale	15	1
268	A	Yale	11	2
268	A	Yale	14	1
268	A	Yale	9	2
269	H	Brown	5	0
269	H	Brown	2	1
269	H	Brown	2	1
269	H	Brown	5	2
270	H	Columbia	4	0
270	H	Columbia	8	0
277	A	Holy Cross	10	0

Harvard

H
a
r
v
a
r
d

H
a
r
v
a
r
d

Average RPI Win:		150	WON-LOST		WINNING		LAST 10		STRENGTH OF		OPP. STRENGTH		TEAM		ADJ		CONF.		ADJ CONF.				
Average RPI Loss:		46	RECORD		PCT. RANK		GAMES		SCHEDULE		OF SCHEDULE		RPI		RPI		RPI		RPI				
DIV. I ONLY			23-32-0		.41818	193	0-10-0		47		29		98		.52014		101	3		3			
DIV. I NON-CONF.			20-7-0		.74074	37	0-0-0		176		175		67		.54875		72	2		2			
TOTALS		RPI 1-25		RPI 26-50		W-L RECORDS		RPI 51-100		RPI 101-150		RPI 150+											
23-32-0		0-11-0		3-12-0		OVERALL		1-7-0		6-1-0		13-1-0											
13-14-0		0-3-0		2-9-0		HOME		1-0-0		3-1-0		7-1-0											
4-17-0		0-8-0		1-3-0		AWAY		0-6-0		0-0-0		3-0-0											
6-1-0		0-0-0		0-0-0		NEUTRAL		0-1-0		3-0-0		3-0-0											
20-7-0		0-0-0		0-1-0		NON-CONFERENCE		1-4-0		6-1-0		13-1-0											
11-2-0		0-0-0		0-0-0		HOME		1-0-0		3-1-0		7-1-0											
3-4-0		0-0-0		0-0-		AWAY		0-3-0		0-0-0		3-0-0											
6-1-0		0-0-0		0-0-0		NEUTRAL		0-1-0		3-0-0		3-0-0											
3-25-0		0-11-0		3-11-0		CONFERENCE		0-3-0		0-0-0		0-0-0											
2-12-0		0-3-0		2-9-0		HOME		0-0-0		0-0-0		0-0-0											
1-13-0		0-8-0		1-2-0		AWAY		0-3-0		0-0-0		0-0-0											
0-0-0		0-0-0		0-0-0		NEUTRAL		0-0-0		0-0-0		0-0-0											
RPI	S	Opponent		Score		RPI	S	Opponent		Score		RPI	S	Opponent		Score		RPI	S	Opponent		Score	
2	A	Alabama		1	9	27	H	LSU		0	9	63	A	FIU		1	3	110	H	Longwood		7	2
2	A	Alabama		4	19	27	H	LSU		0	5	79	H	Western Ky.		5	4	110	H	Longwood		12	5
2	A	Alabama		5	7	27	H	LSU		0	5	80	N	Jacksonville		6	7	118	H	Charleston So.		11	2
4	H	Tennessee		3	6	28	A	North Carolina		0	8	95	A	Ole Miss		3	6	118	H	Charleston So.		0	2
4	H	Tennessee		0	8	31	H	Auburn		2	3	95	A	Ole Miss		2	3	128	N	Portland St.		2	1
4	H	Tennessee		2	4	31	H	Auburn		1	4	95	A	Ole Miss		0	1	132	N	UC Davis		3	2
7	A	Florida		3	7	31	H	Auburn		0	1	97	A	Coastal Caro.		2	5	137	N	Villanova		15	3
7	A	Florida		0	1	35	H	Mississippi St.		6	10	97	A	Coastal Caro.		1	2	151	A	Charlotte		13	7
7	A	Florida		1	9	35	H	Mississippi St.		0	9							151	H	Charlotte		6	5
15	A	Georgia		3	4	36	A	Kentucky		9	1							178	N	Ill.-Chicago		5	0
15	A	Georgia		3	8	36	A	Kentucky		0	7							181	N	Maine		13	4
						36	A	Kentucky		5	10							182	A	UC Riverside		9	4
						47	H	Arkansas		7	2							188	H	Appalachian St.		7	4
						47	H	Arkansas		4	5							189	H	George Washington		4	2
						47	H	Arkansas		8	7							193	N	Providence		11	3
								LAST 10 GAMES										201	A	Winthrop		12	2
																		201	H	Winthrop		8	1
																		201	H	Winthrop		9	1
																		245	H	Presbyterian		8	1
																		247	H	Cleveland St.		7	4
																		256	H	Tennessee St.		2	4
																			</				

Non-Div. I Games:

South Carolina

Average RPI Win:		151	WON-LOST RECORD		WINNING PCT. RANK	LAST 10 GAMES	STRENGTH OF SCHEDULE		OPP. STRENGTH OF SCHEDULE	TEAM RPI	ADJ RPI	CONF. RPI	ADJ CONF. RPI				
Average RPI Loss:		97															
DIV. I ONLY			29-22-0		.56863	98	9-1-0		126	109	99	.52006	102	8	8		
DIV. I NON-CONF.			21-18-0		.53846	114	1-0-0		170	155	126	.50211	129	9	8		
TOTALS		RPI 1-25		RPI 26-50		W-L RECORDS		RPI 51-100		RPI 101-150		RPI 150+					
29-22-0		0-4-0		0-3-0		OVERALL		8-6-0		5-4-0		16-5-0					
11-3-0		0-0-0		0-0-0		HOME		6-2-0		1-0-0		4-1-0					
7-10-0		0-3-0		0-3-0		AWAY		1-0-0		3-3-0		3-1-0					
11-9-0		0-1-0		0-0-0		NEUTRAL		1-4-0		1-1-0		9-3-0					
21-18-0		0-4-0		0-0-0		NON-CONFERENCE		3-5-0		2-4-0		16-5-0					
6-2-0		0-0-0		0-0-0		HOME		1-1-0		1-0-0		4-1-0					
4-7-0		0-3-0		0-0-		AWAY		1-0-0		0-3-0		3-1-0					
11-9-0		0-1-0		0-0-0		NEUTRAL		1-4-0		1-1-0		9-3-0					
8-4-0		0-0-0		0-3-0		CONFERENCE		5-1-0		3-0-0		0-0-0					
5-1-0		0-0-0		0-0-0		HOME		5-1-0		0-0-0		0-0-0					
3-3-0		0-0-0		0-3-0		AWAY		0-0-0		3-0-0		0-0-0					
0-0-0		0-0-0		0-0-0		NEUTRAL		0-0-0		0-0-0		0-0-0					
RPI	S	Opponent		Score		RPI	S	Opponent		Score		RPI	S	Opponent		Score	
5	A	Texas		0	6	45	A	San Diego St.		3	4	51	N	Northwestern		1	8
5	A	Texas		0	8	45	A	San Diego St.		1	4	58	H	Boise St.		7	11
19	A	Stanford		0	11	45	A	San Diego St.		5	6	58	H	Boise St.		5	3
24	N	Oregon St.		2	4							58	H	Boise St.		5	3
												62	N	Nebraska		2	10
												72	H	UNI		2	8
												72	H	UNI		16	13
												89	N	Ohio St.		8	9
												94	N	San Jose St.		3	1
												95	N	Ole Miss		2	5
												96	A	Pacific		6	5
												98	H	New Mexico		10	5
												98	H	New Mexico		8	0
												98	H	New Mexico		6	5
								</									

Non-Div. I Games:

Colorado St.

RPI	S	Opponent	Score	
254	N	Santa Clara	3	2
269	N	Brown	1	0
269	N	Brown	4	3

Colorado St.

C
o
l
o
r
a
d
o
s
t
.

C
o
l
o
r
a
d
o
s
t
.

Average RPI Win:	179	WON-LOST	WINNING	LAST 10	STRENGTH OF	OPP. STRENGTH	TEAM	ADJ	CONF.	ADJ CONF.			
Average RPI Loss:	110	RECORD	PCT. RANK	GAMES	SCHEDULE	OF SCHEDULE	RPI	RPI	RPI	RPI			
DIV. I ONLY		36-22-0	.62069	68	5-5-0	152	173	95	.51969	103	12	12	
DIV. I NON-CONF.		20-13-0	.60606	80	0-0-0	163	219	109	.51405	114	13	13	
<hr/>													
TOTALS	RPI 1-25	RPI 26-50		W-L RECORDS		RPI 51-100		RPI 101-150		RPI 150+			
36-22-0	0-1-0	0-1-0		OVERALL		4-10-0		6-6-0		26-4-0			
11-5-0	0-0-0	0-0-0		HOME		0-2-0		3-1-0		8-2-0			
12-10-0	0-1-0	0-1-0		AWAY		2-5-0		2-2-0		8-1-0			
13-7-0	0-0-0	0-0-0		NEUTRAL		2-3-0		1-3-0		10-1-0			
<hr/>													
20-13-0	0-1-0	0-1-0		NON-CONFERENCE		3-6-0		1-2-0		16-3-0			
5-3-0	0-0-0	0-0-0		HOME		0-2-0		0-0-0		5-1-0			
3-5-0	0-1-0	0-0-		AWAY		1-2-0		0-0-0		2-1-0			
12-5-0	0-0-0	0-0-0		NEUTRAL		2-2-0		1-2-0		9-1-0			
<hr/>													
16-9-0	0-0-0	0-0-0		CONFERENCE		1-4-0		5-4-0		10-1-0			
6-2-0	0-0-0	0-0-0		HOME		0-0-0		3-1-0		3-1-0			
9-5-0	0-0-0	0-0-0		AWAY		1-3-0		2-2-0		6-0-0			
1-2-0	0-0-0	0-0-0		NEUTRAL		0-1-0		0-1-0		1-0-0			
<hr/>													
RPI	S	Opponent	Score	RPI	S	Opponent	Score	RPI	S	Opponent	Score		
25	A	Michigan	2 12	31	A	Auburn	2 10	64	A	Miami (OH)	3 1		
								113	N	St. John's (NY)	2 3		
								64	A	Miami (OH)	2 3		
								114	H	Western Mich.	2 1		
								68	A	Ball St.	5 8		
								114	H	Western Mich.	4 0		
								68	A	Ball St.	0 6		
								116	N	Quinnipiac	4 7		
								68	N	Ball St.	2 3		
								119	H	Central Mich.	2 3		
								77	A	IPFW	3 0		
								119	H	Central Mich.	3 2		
								77	A	IPFW	1 3		
								119	N	Central Mich.	1 2		
								79	A	Western Ky.	1 5		
								124	N	Murray St.	6 4		
								81	N	Fla. Gulf Coast	1 6		
								130	A	Kent St.	4 2		
								84	H	Valparaiso	0 4		
								130	A	Kent St.	1 3		
								84	H	Valparaiso	0 5		
								144	A	Ohio	1 3		
								86	N	Albany (NY)	0 2		
								144	A	Ohio	4 2		
								86	N	Albany (NY)	3 2		
								157	N	Gardner-Webb	8 0		
								86	N	Albany (NY)	1 0		
								158	H	Eastern Ky.	6 1		
								158	H	Eastern Ky.	5 2		
								168	H	Eastern Mich.	7 1		
								168	H	Eastern Mich.	6 1		
								175	A	Akron	4 0		
								175	A	Akron	7 6		
								177	H	Northern Ill.	15 2		
								177	H	Northern Ill.	3 4		
								194	N	Wright St.	13 1		
								195	N	Campbell	4 0		
								198	N	Bethune-Cookman	8 6		
								201	A	Winthrop	8 9		
								202	N	Cornell	7 0		
								203	A	Buffalo	3 1		
<hr/>													
				LAST 10 GAMES									
				68 N Ball St.				2 3	64 A Miami (OH)				3 1
				204 N Toledo				5 0	64 A Miami (OH)				2 3
				119 N Central Mich.				1 2	114 H Western Mich.				2 1
				68 A Ball St.				5 8	114 H Western Mich.				4 0
				68 A Ball St.				0 6	177 H Northern Ill.				15 2

Non-Div. I Games:

Bowling Green

RPI	S	Opponent	Score	
203	A	Buffalo	8	4
204	A	Toledo	7	1
204	A	Toledo	3	1
204	N	Toledo	5	0
210	N	Saint Francis (PA)	1	0
210	N	Saint Francis (PA)	4	2
223	N	Morehead St.	6	3
224	N	Indiana St.	3	4
261	H	Detroit	6	4
261	H	Detroit	1	3
265	A	George Mason	5	1
265	A	George Mason	1	0
272	H	Oakland	5	0
272	H	Oakland	5	0
275	N	Alabama St.	6	0

Bowling Green

B
o
w
l
i
n
g
G
r
e
e
n

B
o
w
l
i
n
g
G
r
e
e
n

Average RPI Win:		148	WON-LOST RECORD		WINNING PCT. RANK	LAST 10 GAMES		STRENGTH OF SCHEDULE		OPP. STRENGTH OF SCHEDULE	TEAM RPI	ADJ RPI	CONF. RPI	ADJ CONF. RPI			
Average RPI Loss:		75															
DIV. I ONLY			30-28-0		.51724	128	8-2-0		99	75	103	.51915	104	17	14		
DIV. I NON-CONF.			15-22-0		.40541	189	0-0-0		35	10	101	.52037	101	12	12		
TOTALS		RPI 1-25		RPI 26-50		W-L RECORDS		RPI 51-100		RPI 101-150		RPI 150+					
30-28-0		0-10-0		2-3-0		OVERALL		6-6-0		7-5-0		15-4-0					
16-6-0		0-1-0		2-1-0		HOME		4-2-0		5-2-0		5-0-0					
10-9-0		0-1-0		0-0-0		AWAY		0-2-0		2-3-0		8-3-0					
4-13-0		0-8-0		0-2-0		NEUTRAL		2-2-0		0-0-0		2-1-0					
15-22-0		0-10-0		2-3-0		NON-CONFERENCE		4-5-0		4-2-0		5-2-0					
9-4-0		0-1-0		2-1-0		HOME		2-1-0		3-1-0		2-0-0					
2-5-0		0-1-0		0-0-		AWAY		0-2-0		1-1-0		1-1-0					
4-13-0		0-8-0		0-2-0		NEUTRAL		2-2-0		0-0-0		2-1-0					
15-6-0		0-0-0		0-0-0		CONFERENCE		2-1-0		3-3-0		10-2-0					
7-2-0		0-0-0		0-0-0		HOME		2-1-0		2-1-0		3-0-0					
8-4-0		0-0-0		0-0-0		AWAY		0-0-0		1-2-0		7-2-0					
0-0-0		0-0-0		0-0-0		NEUTRAL		0-0-0		0-0-0		0-0-0					
RPI	S	Opponent		Score		RPI	S	Opponent		Score		RPI	S	Opponent		Score	
4	N	Tennessee		0	7	30	N	Notre Dame		4	6	54	H	Wisconsin		0	4
9	N	Oregon		2	10	33	N	BYU		4	12	55	N	Radford		2	1
13	H	UCLA		6	10	38	H	Oklahoma St.		2	7	55	N	Radford		0	3
13	N	UCLA		0	8	42	H	Houston		6	1	58	N	Boise St.		1	7
16	N	Florida St.		4	13	42	H	Houston		5	3	59	A	Fresno St.		1	2
16	N	Florida St.		1	5							71	N	Utah		6	5
18	N	Washington		0	9							94	A	San Jose St.		1	3
19	N	Stanford		0	11							94	H	San Jose St.		4	1
20	A	Hawaii		0	5							94	H	San Jose St.		7	2
24	N	Oregon St.		0	6							96	H	Pacific		2	6
												96	H	Pacific		2	1
												96	H	Pacific		11	2
													</				

Non-Div. I Games:

UC Santa Barbara

RPI	S	Opponent	Score	
233	H	CSU Bakersfield	3	1
233	H	CSU Bakersfield	4	3
254	A	Santa Clara	2	5
254	A	Santa Clara	3	1

UC Santa Barbara

U
C
S
a
n
t
a
B
a
r
b
a
r
a

U
C
S
a
n
t
a
B
a
r
b
a
r
a

Average RPI Win:		98	WON-LOST		WINNING		LAST 10		STRENGTH OF		OPP. STRENGTH		TEAM		ADJ		CONF.		ADJ CONF.	
Average RPI Loss:		61	RECORD		PCT. RANK		GAMES		SCHEDULE		OF SCHEDULE		RPI		RPI		RPI		RPI	
DIV. I ONLY			18-32-0		.36	217	5-5-0		29		36		115		.51786	105	6		6	
DIV. I NON-CONF.			9-16-0		.36	214	1-0-0		6		15		91		.53306	89	5		5	
TOTALS		RPI 1-25		RPI 26-50		W-L RECORDS		RPI 51-100		RPI 101-150		RPI 150+								
18-32-0		0-7-0		3-3-0		OVERALL		9-18-0		2-2-0		4-2-0								
10-4-0		0-0-0		0-0-0		HOME		7-4-0		0-0-0		3-0-0								
2-16-0		0-4-0		1-2-0		AWAY		0-9-0		1-1-0		0-0-0								
6-12-0		0-3-0		2-1-0		NEUTRAL		2-5-0		1-1-0		1-2-0								
9-16-0		0-3-0		3-3-0		NON-CONFERENCE		3-6-0		2-2-0		1-2-0								
1-1-0		0-0-0		0-0-0		HOME		1-1-0		0-0-0		0-0-0								
2-4-0		0-1-0		1-0-		AWAY		0-0-0		1-1-0		0-0-0								
6-11-0		0-2-0		2-1-0		NEUTRAL		2-5-0		1-1-0		1-2-0								
9-16-0		0-4-0		0-0-0		CONFERENCE		6-12-0		0-0-0		3-0-0								
9-3-0		0-0-0		0-0-0		HOME		6-3-0		0-0-0		3-0-0								
0-12-0		0-3-0		0-0-0		AWAY		0-9-0		0-0-0		0-0-0								
0-1-0		0-1-0		0-0-0		NEUTRAL		0-0-0		0-0-0		0-0-0								
RPI	S	Opponent		Score		RPI	S	Opponent		Score		RPI	S	Opponent		Score				
6	N	Oklahoma		1	6	27	A	LSU		5	3	52	N	Illinois St.		0	1			
12	N	La.-Lafayette		1	5	27	A	LSU		0	1	54	A	Wisconsin		0	9			
17	A	South Fla.		0	7	28	A	North Carolina		3	11	54	A	Wisconsin		0	8			
25	A	Michigan		0	6	29	N	Virginia Tech		8	7	54	A	Wisconsin		1	4			
25	A	Michigan		4	12	30	N	Notre Dame		3	6	56	A	Purdue		1	2			
25	A	Michigan		2	11	31	N	Auburn		2	1	56	A	Purdue		0	5			
25	N	Michigan		1	12							56	A	Purdue		0	7			
												57	A	Illinois		3	6			
												57	A	Illinois		2	3			
												57	A	Illinois		2	4			
												60	N	Virginia		1	13			
												64	N	Miami (OH)		2	5			
												65	H	Pittsburgh		4	0			
												65	H	Pittsburgh		2	7			
												67	N	Rutgers		0	9			
												69	H	Minnesota		4	3			
												69	H	Minnesota		4	3			
												69	H	Minnesota		6	5			
												70	N	Lipscomb		4	3			
												82	N	S.C. Upstate		0	2			
						LAST 10 GAMES														
						89 H Ohio St.						1	4							
						89 H Ohio St.						6	5							
						89 H Ohio St.						2	5							
						57 A Illinois						2	3							
						57 A Illinois						3	6							

Non-Div. I Games:

Penn St.

RPI	S	Opponent	Score	
89	H	Ohio St.	2	5
89	H	Ohio St.	1	4
89	H	Ohio St.	6	5
92	H	Indiana	9	4
92	H	Indiana	6	12
92	H	Indiana	5	2
93	N	North Carolina St.	5	3
57	A	Illinois	2	4
69	H	Minnesota	4	3
69	H	Minnesota	4	3
69	H	Minnesota	6	5
130	A	Kent St.	9	0

P
e
n
n
S
t
.

P
e
n
n
S
t
.

Average RPI Win:		140	WON-LOST RECORD		WINNING PCT. RANK		LAST 10 GAMES		STRENGTH OF SCHEDULE		OPP. STRENGTH OF SCHEDULE		TEAM RPI		ADJ RPI		CONF. RPI		ADJ CONF. RPI					
Average RPI Loss:		72																						
DIV. I ONLY			24-29-0		.45283		175		5-5-0		71		67		110		.5174		106		10		10	
DIV. I NON-CONF.			19-13-0		.59375		85		0-0-0		67		54		68		.55246		67		10		10	
TOTALS		RPI 1-25		RPI 26-50		W-L RECORDS		RPI 51-100		RPI 101-150		RPI 150+												
24-29-0		1-8-0		0-4-0		OVERALL		7-9-0		5-3-0		11-5-0												
13-9-0		0-3-0		0-0-0		HOME		2-3-0		3-2-0		8-1-0												
5-13-0		1-2-0		0-3-0		AWAY		3-4-0		0-1-0		1-3-0												
6-7-0		0-3-0		0-1-0		NEUTRAL		2-2-0		2-0-0		2-1-0												
19-13-0		1-5-0		0-1-0		NON-CONFERENCE		5-5-0		4-1-0		9-1-0												
10-3-0		0-0-0		0-0-0		HOME		2-3-0		2-0-0		6-0-0												
3-3-0		1-2-0		0-0-		AWAY		1-0-0		0-1-0		1-0-0												
6-7-0		0-3-0		0-1-0		NEUTRAL		2-2-0		2-0-0		2-1-0												
5-16-0		0-3-0		0-3-0		CONFERENCE		2-4-0		1-2-0		2-4-0												
3-6-0		0-3-0		0-0-0		HOME		0-0-0		1-2-0		2-1-0												
2-10-0		0-0-0		0-3-0		AWAY		2-4-0		0-0-0		0-3-0												
0-0-0		0-0-0		0-0-0		NEUTRAL		0-0-0		0-0-0		0-0-0												
RPI	S	Opponent		Score		RPI	S	Opponent		Score		RPI	S	Opponent		Score		RPI	S	Opponent		Score		
1	N	California		0	2	33	A	BYU		2	3	57	N	Illinois		3	4	102	H	Colorado St.		4	1	
3	A	Arizona St.		5	13	33	A	BYU		1	9	59	A	Fresno St.		1	3	102	H	Colorado St.		5	2	
9	N	Oregon		1	7	33	A	BYU		3	6	59	A	Fresno St.		0	1	109	A	UNLV		1	6	
11	A	Arizona		3	6	45	N	San Diego St.		0	6	59	A	Fresno St.		1	2	123	N	LIU Brooklyn		7	1	
11	A	Arizona		9	5							62	H	Nebraska		2	15	135	N	Creighton		4	1	
19	N	Stanford		2	5							62	H	Nebraska		2	10	140	H	Nevada		6	7	
20	H	Hawaii		3	4							84	H	Valparaiso		1	9	140	H	Nevada		12	4	
20	H	Hawaii		1	9							84	N	Valparaiso		8	5	140	H	Nevada		7	8	
20	H	Hawaii		1	4							85	N	East Carolina		14	5	154	A	Louisiana Tech		2	6	
												92	H	Indiana		10	2	154	A	Louisiana Tech		1	5	
												94	A	San Jose St.		0	1	154	A	Louisiana Tech		0	4	
												94	A	San Jose St.		8	0	155	H	St. Mary's (CA)		13	12	
												94	A	San Jose St.		1	0	156	N	Fla. Atlantic		5	1	
												96	N	Pacific		2	10	169	N	Seton Hall		0	1	
												98	A	New Mexico		9	1	169	N	Seton Hall		8	0	
												98	H	New Mexico		8	6	178	H	Ill.-Chicago		5	2	
																		180	H	Utah St.		7	1	
																		180	H	Utah St.		4	1	
																		180	H	Utah St.		0	5	
																		206	A	UTEP		9	5	
																		206	H	UTEP		13	3	
																		212	H	Stephen F. Austin		12	0	
																		213	H	Weber St.		13	9	
																		254	H	Santa Clara		10	2	
LAST 10 GAMES																								
						94	A	San Jose St.		8	0	180	H	Utah St.		4	1							
						94	A	San Jose St.		0	1	59	A	Fresno St.		1	2							
						94	A	San Jose St.		1	0	59	A	Fresno St.		1	3							
						180	H	Utah St.		7	1	59	A	Fresno St.		0	1							
						180	H	Utah St.		0	5	140	H	Nevada		12	4							

Non-Div. I Games:

New Mexico St.

Average RPI Win:		210	WON-LOST		WINNING		LAST 10		STRENGTH OF		OPP. STRENGTH		TEAM	ADJ		CONF.	ADJ CONF.				
Average RPI Loss:		87	RECORD		PCT. RANK		GAMES		SCHEDULE		OF SCHEDULE		RPI	RPI		RPI	RPI				
DIV. I ONLY			29-21-0		.58	90	6-4-0		125		166		102	.51729		107	18	18			
DIV. I NON-CONF.			12-13-0		.48	145	0-0-0		103		149		124	.50155		132	16	16			
TOTALS		RPI 1-25		RPI 26-50		W-L RECORDS		RPI 51-100		RPI 101-150		RPI 150+									
29-21-0		0-5-0		0-6-0		OVERALL		0-1-0		6-5-0		23-4-0									
16-4-0		0-1-0		0-2-0		HOME		0-0-0		2-0-0		14-1-0									
10-10-0		0-4-0		0-2-0		AWAY		0-0-0		1-3-0		9-1-0									
3-7-0		0-0-0		0-2-0		NEUTRAL		0-1-0		3-2-0		0-2-0									
12-13-0		0-5-0		0-3-0		NON-CONFERENCE		0-1-0		0-1-0		12-3-0									
8-2-0		0-1-0		0-0-0		HOME		0-0-0		0-0-0		8-1-0									
4-6-0		0-4-0		0-0-		AWAY		0-0-0		0-0-0		4-0-0									
0-5-0		0-0-0		0-1-0		NEUTRAL		0-1-0		0-1-0		0-2-0									
17-8-0		0-0-0		0-3-0		CONFERENCE		0-0-0		6-4-0		11-1-0									
8-2-0		0-0-0		0-2-0		HOME		0-0-0		2-0-0		6-0-0									
6-4-0		0-0-0		0-0-0		AWAY		0-0-0		1-3-0		5-1-0									
3-2-0		0-0-0		0-1-0		NEUTRAL		0-0-0		3-1-0		0-0-0									
RPI	S	Opponent		Score		RPI	S	Opponent		Score		RPI	S	Opponent		Score					
5	A	Texas		0	5	38	N	Oklahoma St.		0	5	83	N	North Texas		1	9				
5	A	Texas		2	6	39	H	Texas St.		0	3			108		A	McNeese St.	6	5		
5	A	Texas		0	14	39	H	Texas St.		1	5			108		N	McNeese St.	3	2		
8	A	Texas A&M		4	7	39	N	Texas St.		0	3			108		N	McNeese St.	1	6		
8	H	Texas A&M		1	4	42	A	Houston		3	8			138		A	Central Ark.	1	5		
						42	A	Houston		4	6			138		A	Central Ark.	0	6		
														138		N	Central Ark.	1	0		
														142		N	Missouri St.	2	7		
														145		H	A&M-Corpus Christi	8	2		
														145		H	A&M-Corpus Christi	1	0		
														145		N	A&M-Corpus Christi	2	0		
														166		A	UTSA	2	8		
														166		A	UTSA	8	3		
														200		N	Wichita St.	3	4		
														200		N	Wichita St.	4	6		
														203		H	Buffalo	5	1		
														203		H	Buffalo	7	4		
														212		H	Stephen F. Austin	5	2		
														212		H	Stephen F. Austin	5	2		
														221		A	Texas-Arlington	6	1		
														221		A	Texas-Arlington	10	7		
														222		H	Liberty	3	0		
														227		A	Nicholls St.	6	4		
														227		A	Nicholls St.	6	3		
														230		H	Northwestern St.	9	1		
														230		H	Northwestern St.	4	3		
														239		A	Houston Baptist	5	0		
LAST 10 GAMES					39	N	Texas St.		0	3	39	H	Texas St.		0	3	227	A	Nicholls St.	6	4
					108	N	McNeese St.		3	2	39	H	Texas St.		1	5	227	A	Nicholls St.	6	3
					145	N	A&M-Corpus Christi		2	0	221	A	Texas-Arlington		10	7	230	H	Northwestern St.	9	1
					138	N	Central Ark.		1	0	221	A	Texas-Arlington		6	1	230	H	Northwestern St.	4	3
					108	N	McNeese St.		1	6	145	H	A&M-Corpus Christi		1	0	239	A	Houston Baptist	5	0

Non-Div. I Games:

Sam Houston St.

RPI	S	Opponent	Score	
239	A	Houston Baptist	6	3
239	H	Houston Baptist	4	3
239	H	Houston Baptist	2	0
242	H	Texas Southern	8	3
242	H	Texas Southern	5	0
243	H	Southeastern La.	1	0
243	H	Southeastern La.	3	0
271	A	Prairie View	9	0
271	A	Prairie View	3	0
271	H	Prairie View	11	0
271	H	Prairie View	3	7

Sam Houston St.

S
a
m
H
o
u
s
t
o
n
S
t
.

S
a
m
H
o
u
s
t
o
n
S
t
.

Average RPI Win:		186	WON-LOST RECORD		WINNING PCT. RANK		LAST 10 GAMES		STRENGTH OF SCHEDULE		OPP. STRENGTH OF SCHEDULE		TEAM RPI		ADJ RPI		CONF. RPI		ADJ CONF. RPI					
Average RPI Loss:		97																						
DIV. I ONLY			34-21-0		.61818		70		6-4-0		189		137		112		.51706		108		18		18	
DIV. I NON-CONF.			20-11-0		.64516		61		3-1-0		203		125		100		.52847		93		16		16	
TOTALS		RPI 1-25		RPI 26-50		W-L RECORDS		RPI 51-100		RPI 101-150		RPI 150+												
34-21-0		2-3-0		2-7-0		OVERALL		0-1-0		7-5-0		23-5-0												
13-4-0		0-0-0		1-1-0		HOME		0-0-0		2-2-0		10-1-0												
9-10-0		1-1-0		1-4-0		AWAY		0-1-0		2-0-0		5-4-0												
12-7-0		1-2-0		0-2-0		NEUTRAL		0-0-0		3-3-0		8-0-0												
20-11-0		2-3-0		2-4-0		NON-CONFERENCE		0-1-0		1-2-0		15-1-0												
6-1-0		0-0-0		1-1-0		HOME		0-0-0		0-0-0		5-0-0												
4-5-0		1-1-0		1-0-		AWAY		0-1-0		0-0-0		2-1-0												
10-5-0		1-2-0		0-1-0		NEUTRAL		0-0-0		1-2-0		8-0-0												
14-10-0		0-0-0		0-3-0		CONFERENCE		0-0-0		6-3-0		8-4-0												
7-3-0		0-0-0		0-0-0		HOME		0-0-0		2-2-0		5-1-0												
5-5-0		0-0-0		0-2-0		AWAY		0-0-0		2-0-0		3-3-0												
2-2-0		0-0-0		0-1-0		NEUTRAL		0-0-0		2-1-0		0-0-0												
RPI	S	Opponent		Score		RPI	S	Opponent		Score		RPI	S	Opponent		Score								
3	A	Arizona St.		3	1	27	A	LSU		1	2	87	A	North Florida		0	1	107	H	Sam Houston St.		5	6	
11	N	Arizona		1	8	27	A	LSU		0	2							107	H	Sam Houston St.		9	3	
12	A	La.-Lafayette		0	6	27	H	LSU		0	4							107	N	Sam Houston St.		2	3	
22	N	Syracuse		2	11	39	A	Texas St.		7	8							107	N	Sam Houston St.		6	1	
24	N	Oregon St.		3	2	39	A	Texas St.		0	4							128	N	Portland St.		1	4	
						39	N	Texas St.		2	5							131	N	La.-Monroe		2	6	
						42	A	Houston		5	4							131	N	La.-Monroe		2	0	
						42	H	Houston		6	5							138	H	Central Ark.		1	3	
						43	N	South Ala.		0	3							138	H	Central Ark.		4	0	
LAST 10 GAMES																								
						107	N	Sam Houston St.		2	3	138	H	Central Ark.		4	0	214	N	St. Bonaventure		3	0	
						39	N	Texas St.		2	5	282	H	Alcorn St.		8	0	221	H	Texas-Arlington		4	0	
						107	N	Sam Houston St.		6	1	282	H	Alcorn St.		12	1	221	H	Texas-Arlington		3	2	
						145	N	A&M-Corpus Christi		11	3	154	A	Louisiana Tech		5	4	227	H	Nicholls St.		8	0	
						138	H	Central Ark.		1	3	154	A	Louisiana Tech		3	4	227	H	Nicholls St.		2	3	
												230	A	Northwestern St.				230	A	Northwestern St.		7	3	

Non-Div. I Games:

McNeese St.

RPI	S	Opponent	Score	
230	A	Northwestern St.	2	1
234	N	Idaho St.	4	2
239	H	Houston Baptist	4	0
239	H	Houston Baptist	3	2
243	A	Southeastern La.	8	2
243	A	Southeastern La.	0	4
252	N	Mt. St. Mary's	8	0
282	H	Alcorn St.	12	1
282	H	Alcorn St.	8	0
282	N	Alcorn St.	8	0
282	N	Alcorn St.	11	0
288	A	Southern U.	12	1
288	H	Southern U.	8	0

McNeese St.

M
c
N
e
e
s
e
s
t
.

M
c
N
e
e
s
e
s
t
.

UNLV

Average RPI Win:		116	WON-LOST		WINNING		LAST 10		STRENGTH OF		OPP. STRENGTH		TEAM		ADJ		CONF.		ADJ CONF.					
Average RPI Loss:		87	RECORD		PCT. RANK		GAMES		SCHEDULE		OF SCHEDULE		RPI		RPI		RPI		RPI					
DIV. I ONLY			22-27-0		.44898		178		3-7-0		64		81		113		.51695		109		8		8	
DIV. I NON-CONF.			19-18-0		.51351		130		0-0-0		66		99		94		.52808		94		9		8	
TOTALS		RPI 1-25		RPI 26-50				W-L RECORDS				RPI 51-100				RPI 101-150				RPI 150+				
22-27-0		0-2-0		2-5-0				OVERALL				9-9-0				5-8-0				6-3-0				
7-15-0		0-2-0		1-3-0				HOME				1-2-0				2-5-0				3-3-0				
5-7-0		0-0-0		0-0-0				AWAY				4-4-0				0-3-0				1-0-0				
10-5-0		0-0-0		1-2-0				NEUTRAL				4-3-0				3-0-0				2-0-0				
19-18-0		0-2-0		1-3-0				NON-CONFERENCE				7-5-0				5-5-0				6-3-0				
6-10-0		0-2-0		0-1-0				HOME				1-2-0				2-2-0				3-3-0				
3-3-0		0-0-0		0-0-				AWAY				2-0-0				0-3-0				1-0-0				
10-5-0		0-0-0		1-2-0				NEUTRAL				4-3-0				3-0-0				2-0-0				
3-9-0		0-0-0		1-2-0				CONFERENCE				2-4-0				0-3-0				0-0-0				
1-5-0		0-0-0		1-2-0				HOME				0-0-0				0-3-0				0-0-0				
2-4-0		0-0-0		0-0-0				AWAY				2-4-0				0-0-0				0-0-0				
0-0-0		0-0-0		0-0-0				NEUTRAL				0-0-0				0-0-0				0-0-0				
RPI	S	Opponent		Score		RPI	S	Opponent		Score		RPI	S	Opponent		Score		RPI	S	Opponent		Score		
6	H	Oklahoma		0	5	26	H	DePaul		3	8	56	N	Purdue		6	2	102	H	Colorado St.		0	8	
20	H	Hawaii		2	12	28	N	North Carolina		0	5	57	H	Illinois		2	3	102	H	Colorado St.		2	5	
						30	N	Notre Dame		3	2	58	A	Boise St.		4	5	102	H	Colorado St.		3	5	
						42	N	Houston		7	11	58	A	Boise St.		5	7	104	A	UC Santa Barbara		0	1	
						45	H	San Diego St.		9	7	58	A	Boise St.		2	3	106	H	New Mexico St.		6	1	
						45	H	San Diego St.		7	11	59	A	Fresno St.		12	2	119	N	San Diego		7	3	
						45	H	San Diego St.		3	10	59	A	Fresno St.		8	5	119	N	San Diego		2	1	
												65	N	Pittsburgh		2	3	140	N	Nevada		1	0	
												68	N	Ball St.		3	0	143	A	Southern Utah		1	9	
												68	N	Ball St.		1	5	143	A	Southern Utah		2	3	
												69	H	Minnesota		2	1	143	H	Southern Utah		10	11	
												70	N	Lipscomb		1	2	143	H	Southern Utah		4	8	
												70	N	Lipscomb		5	3	146	H	Memphis		1	0	
												89	H	Ohio St.		3	4	156	H	Fla. Atlantic		5	9	
												98	A	New Mexico		7	6	158	N	Eastern Ky.		6	1	
												98	A	New Mexico		8	4	169	H	Seton Hall		0	5	
												98	A	New Mexico		7	13	169	H	Seton Hall		6	4	
												100	N	Harvard		7	2	187	A	Cal Poly		4	1	
																		199	N	Cal St. Fullerton		3	0	
																		213	H	Weber St.		5	11	
																		233	H	CSU Bakersfield		6	2	
																		234	H	Idaho St.		7	1	
LAST 10 GAMES																								
45	H	San Diego St.		9	7	98	A	New Mexico		8	4													
45	H	San Diego St.		3	10	102	H	Colorado St.		3	5													
45	H	San Diego St.		7	11	102	H	Colorado St.		0	8													
98	A	New Mexico		7	6	102	H	Colorado St.		2	5													
98	A	New Mexico		7	13	58	A	Boise St.		4	5													

Non-Div. I Games:

UNLV

Average RPI Win: 195		WON-LOST	WINNING	LAST 10	STRENGTH OF		OPP. STRENGTH	TEAM	ADJ		CONF.	ADJ CONF.
Average RPI Loss: 64		RECORD	PCT. RANK	GAMES	SCHEDULE		OF SCHEDULE	RPI	RPI		RPI	RPI
DIV. I ONLY		29-26-0	.52727	122	3-7-0		108	118	109		.51614	110
DIV. I NON-CONF.		29-26-0	.52727	121	3-7-0		114	132	112		.51614	109
TOTALS		RPI 1-25	RPI 26-50		W-L RECORDS		RPI 51-100		RPI 101-150		RPI 150+	
29-26-0		0-5-0	1-5-0		OVERALL		2-11-0		4-3-0		22-2-0	
18-4-0		0-0-0	0-2-0		HOME		1-1-0		1-0-0		16-1-0	
5-17-0		0-5-0	0-2-0		AWAY		1-6-0		1-3-0		3-1-0	
6-5-0		0-0-0	1-1-0		NEUTRAL		0-4-0		2-0-0		3-0-0	
29-26-0		0-5-0	1-5-0		NON-CONFERENCE		2-11-0		4-3-0		22-2-0	
18-4-0		0-0-0	0-2-0		HOME		1-1-0		1-0-0		16-1-0	
5-17-0		0-5-0	0-0-		AWAY		1-6-0		1-3-0		3-1-0	
6-5-0		0-0-0	1-1-0		NEUTRAL		0-4-0		2-0-0		3-0-0	
0-0-0		0-0-0	0-0-0		CONFERENCE		0-0-0		0-0-0		0-0-0	
0-0-0		0-0-0	0-0-0		HOME		0-0-0		0-0-0		0-0-0	
0-0-0		0-0-0	0-0-0		AWAY		0-0-0		0-0-0		0-0-0	
0-0-0		0-0-0	0-0-0		NEUTRAL		0-0-0		0-0-0		0-0-0	
RPI S	Opponent	Score	RPI S	Opponent	Score	RPI S	Opponent	Score	RPI S	Opponent	Score	
2 A	Alabama	2 7	26 N	DePaul	2 10	53 A	Marshall	7 9	101 A	South Carolina	2 7	
2 A	Alabama	0 11	26 N	DePaul	4 1	53 A	Marshall	4 5	101 A	South Carolina	5 12	
10 A	Louisville	1 7	28 A	North Carolina	5 10	55 A	Radford	1 4	113 H	St. John's (NY)	10 2	
10 A	Louisville	0 1	28 A	North Carolina	0 16	56 N	Purdue	0 8	118 A	Charleston So.	5 4	
10 A	Louisville	0 8	29 H	Virginia Tech	3 5	60 H	Virginia	0 2	118 A	Charleston So.	0 2	
			29 H	Virginia Tech	0 4	60 H	Virginia	3 0	144 N	Ohio	7 0	
						75 A	Georgia St.	2 3	144 N	Ohio	14 4	
						75 A	Georgia St.	11 7	153 H	James Madison	9 0	
						85 A	East Carolina	0 5	153 H	James Madison	2 1	
						85 A	East Carolina	2 5	159 H	Binghamton	5 2	
						89 N	Ohio St.	3 12	159 H	Binghamton	0 2	
						90 N	Fordham	1 5	163 H	Iona	1 0	
						93 N	North Carolina St.	3 4	169 H	Seton Hall	8 5	
									186 N	Georgetown	4 3	
									196 H	Elon	10 6	
									196 H	Elon	6 0	
									208 N	Western Caro.	11 10	
									222 A	Liberty	6 14	
									222 A	Liberty	11 3	
									225 N	East Tenn. St.	3 2	
									253 H	Norfolk St.	9 1	
									253 H	Norfolk St.	4 3	
									260 H	UMBC	9 0	
									260 H	UMBC	9 8	
									262 A	Hampton	3 1	
									262 A	Hampton	5 4	
									272 H	Oakland	7 3	
			LAST 10 GAMES			53 A	Marshall	7 9	260 H	UMBC	9 8	
			222 A	Liberty	11 3	85 A	East Carolina	2 5	262 A	Hampton	3 1	
			222 A	Liberty	6 14	85 A	East Carolina	0 5	262 A	Hampton	5 4	
			196 H	Elon	6 0	10 A	Louisville	0 1	272 H	Oakland	7 3	
			196 H	Elon	10 6	10 A	Louisville	1 7				
			53 A	Marshall	4 5							

Non-Div. I Games:

Longwood

RPI	S	Opponent	Score	
272	H	Oakland	9	3
285	H	N.C. Central	6	1
285	H	N.C. Central	6	2
287	H	Saint Peter's	11	0

Longwood

L
o
n
g
w
o
o
d

L
o
n
g
w
o
o
d

Long Beach St.

RPI	S	Opponent	Score	
199	A	Cal St. Fullerton	5	2
204	N	Toledo	5	1
204	N	Toledo	2	4
211	A	Cal St. Northridge	4	3
211	A	Cal St. Northridge	9	4
211	A	Cal St. Northridge	1	2

Long Beach St.

L
o
n
g
B
e
a
c
h
S
t
.

L
o
n
g
B
e
a
c
h
S
t
.

Average RPI Win:		197	WON-LOST RECORD		WINNING PCT. RANK		LAST 10 GAMES		STRENGTH OF SCHEDULE		OPP. STRENGTH OF SCHEDULE		TEAM RPI		ADJ RPI		CONF. RPI		ADJ CONF. RPI					
DIV. I ONLY			37-23-0		.61667		73		7-3-0		177		168		107		.5152		112		15		15	
DIV. I NON-CONF.			18-12-0		.6		81		0-0-0		231		181		140		.49592		139		15		15	
TOTALS		RPI 1-25		RPI 26-50		W-L RECORDS		RPI 51-100		RPI 101-150		RPI 150+												
37-23-0		0-3-0		1-5-0		OVERALL		4-6-0		3-5-0		29-4-0												
24-8-0		0-0-0		0-1-0		HOME		3-2-0		3-3-0		18-2-0												
8-13-0		0-3-0		0-3-0		AWAY		0-3-0		0-2-0		8-2-0												
5-2-0		0-0-0		1-1-0		NEUTRAL		1-1-0		0-0-0		3-0-0												
18-12-0		0-3-0		0-1-0		NON-CONFERENCE		3-2-0		3-5-0		12-1-0												
14-7-0		0-0-0		0-1-0		HOME		3-2-0		3-3-0		8-1-0												
4-5-0		0-3-0		0-0-		AWAY		0-0-0		0-2-0		4-0-0												
0-0-0		0-0-0		0-0-0		NEUTRAL		0-0-0		0-0-0		0-0-0												
19-11-0		0-0-0		1-4-0		CONFERENCE		1-4-0		0-0-0		17-3-0												
10-1-0		0-0-0		0-0-0		HOME		0-0-0		0-0-0		10-1-0												
4-8-0		0-0-0		0-3-0		AWAY		0-3-0		0-0-0		4-2-0												
5-2-0		0-0-0		1-1-0		NEUTRAL		1-1-0		0-0-0		3-0-0												
RPI	S	Opponent		Score		RPI	S	Opponent		Score		RPI	S	Opponent		Score								
11	A	Arizona		0	9	29	H	Virginia Tech		1	3	61	A	Chattanooga		1	2							
11	A	Arizona		0	5	48	A	Ga. Southern		1	2	61	A	Chattanooga		2	11							
11	A	Arizona		0	8	48	A	Ga. Southern		1	4	61	A	Chattanooga		1	11							
						48	A	Ga. Southern		3	4	61	N	Chattanooga		7	6							
						48	N	Ga. Southern		4	3	61	N	Chattanooga		1	6							
						48	N	Ga. Southern		2	6	73	H	Kennesaw St.		4	2							
												93	H	North Carolina St.		3	2							
												93	H	North Carolina St.		1	2							
												97	H	Coastal Caro.		1	2							
												97	H	Coastal Caro.		5	0							
														118		A	Charleston So.		3	6				
														118		A	Charleston So.		1	5				
														118		H	Charleston So.		3	1				
														118		H	Charleston So.		7	3				
														118		H	Charleston So.		0	3				
														118		H	Charleston So.		3	0				
														131		H	La.-Monroe		4	5				
														147		H	Middle Tenn.		2	4				
														170		H	UNC Greensboro		2	5				
														170		H	UNC Greensboro		2	0				
														170		N	UNC Greensboro		6	3				
														175		H	Akron		3	0				
														188		H	Appalachian St.		7	3				
														188		H	Appalachian St.		6	0				
														188		H	Appalachian St.		3	1				
														196		A	Elon		7	6				
														196		A	Elon		3	2				
														196		A	Elon		1	2				
														196		N	Elon		4	2				
														205		H	Furman		1	0				
														205		H	Furman		4	0				
														205		H	Furman		4	0				
														208		A	Western Caro.		4	0				
														208		A	Western Caro.		1	9				
														208		A	Western Caro.		7	0				
														208		N	Western Caro.		6	2				
														219		H	Samford		6	2				
LAST 10 GAMES																								
48 N Ga. Southern						2	6	61 N Chattanooga						1	6									
48 N Ga. Southern						4	3	208 N Western Caro.						6	2									
61 N Chattanooga						7	6	196 A Elon						7	6									
196 N Elon						4	2	196 A Elon						3	2									
170 N UNC Greensboro						6	3	196 A Elon						1	2									

RPI	S	Opponent	Score	
219	H	Samford	7	1
219	H	Samford	4	2
223	H	Morehead St.	2	7
250	A	Savannah St.	8	2
250	A	Savannah St.	1	0
259	H	Wagner	4	0
267	H	UNC Wilmington	3	0
267	H	UNC Wilmington	4	1
281	A	South Carolina St.	6	0
281	A	South Carolina St.	9	0
281	H	South Carolina St.	6	1
281	H	South Carolina St.	5	3
285	H	N.C. Central	10	2
285	H	N.C. Central	13	2

Col. of Charleston

C
o
l
.
o
f
C
h
a
r
l
e
s
t
o
n

C
o
l
.
o
f
C
h
a
r
l
e
s
t
o
n

Average RPI Win:	143	WON-LOST	WINNING	LAST 10	STRENGTH OF	OPP. STRENGTH	TEAM	ADJ	CONF.	ADJ CONF.		
Average RPI Loss:	94	RECORD	PCT. RANK	GAMES	SCHEDULE	OF SCHEDULE	RPI	RPI	RPI	RPI		
DIV. I ONLY		23-34-0	.40351	198	6-4-0	49	95	123	.51456	113	5	5
DIV. I NON-CONF.		12-20-0	.375	207	0-0-0	97	166	165	.47812	166	6	6
<hr/>												
TOTALS	RPI 1-25	RPI 26-50		W-L RECORDS		RPI 51-100		RPI 101-150		RPI 150+		
23-34-0	2-10-0	1-2-0		OVERALL		6-8-0		3-4-0		11-10-0		
8-10-0	1-5-0	0-1-0		HOME		2-0-0		0-0-0		5-4-0		
7-12-0	0-4-0	0-1-0		AWAY		3-1-0		2-3-0		2-3-0		
8-12-0	1-1-0	1-0-0		NEUTRAL		1-7-0		1-1-0		4-3-0		
<hr/>												
12-20-0	0-2-0	1-1-0		NON-CONFERENCE		1-8-0		1-3-0		9-6-0		
4-3-0	0-0-0	0-1-0		HOME		0-0-0		0-0-0		4-2-0		
1-6-0	0-1-0	0-0-		AWAY		0-1-0		0-2-0		1-2-0		
7-11-0	0-1-0	1-0-0		NEUTRAL		1-7-0		1-1-0		4-2-0		
<hr/>												
11-14-0	2-8-0	0-1-0		CONFERENCE		5-0-0		2-1-0		2-4-0		
4-7-0	1-5-0	0-0-0		HOME		2-0-0		0-0-0		1-2-0		
6-6-0	0-3-0	0-1-0		AWAY		3-0-0		2-1-0		1-1-0		
1-1-0	1-0-0	0-0-0		NEUTRAL		0-0-0		0-0-0		0-1-0		
<hr/>												
RPI	S	Opponent	Score	RPI	S	Opponent	Score	RPI	S	Opponent	Score	
10	H	Louisville	1 3	30	A	Notre Dame	3 9	53	N	Marshall	0 8	
10	H	Louisville	4 15	49	H	Hofstra	2 3	54	N	Wisconsin	0 3	
10	H	Louisville	4 8	50	N	Maryland	11 3	60	N	Virginia	1 4	
15	A	Georgia	1 2					67	A	Rutgers	6 5	
16	N	Florida St.	1 5					67	A	Rutgers	4 3	
17	A	South Fla.	2 5					67	A	Rutgers	3 2	
17	A	South Fla.	0 6					68	N	Ball St.	8 7	
17	A	South Fla.	1 9					70	N	Lipscomb	2 8	
22	H	Syracuse	6 12					74	N	Southern Ill.	3 4	
22	H	Syracuse	7 11					90	A	Fordham	0 8	
22	H	Syracuse	6 1					91	H	Connecticut	6 5	
22	N	Syracuse	2 1					91	H	Connecticut	3 2	
								93	N	North Carolina St.	6 7	
								93	N	North Carolina St.	0 9	

Non-Div. I Games:

St. John's (NY)

St. John's (NY)

Average RPI Win:		170	WON-LOST RECORD		WINNING PCT. RANK		LAST 10 GAMES		STRENGTH OF SCHEDULE		OPP. STRENGTH OF SCHEDULE		TEAM RPI		ADJ RPI		CONF. RPI		ADJ CONF. RPI				
Average RPI Loss:		105																					
DIV. I ONLY			28-25-0		.5283 119		5-5-0		118		135		120		.51357 114		12		12				
DIV. I NON-CONF.			14-14-0		.5 131		0-2-0		77		165		111		.51792 105		13		13				
TOTALS		RPI 1-25		RPI 26-50		W-L RECORDS		RPI 51-100		RPI 101-150		RPI 150+											
28-25-0		1-2-0		0-1-0		OVERALL		5-9-0		4-9-0		18-4-0											
7-3-0		0-0-0		0-0-0		HOME		2-0-0		0-2-0		5-1-0											
8-12-0		1-1-0		0-1-0		AWAY		0-4-0		1-5-0		6-1-0											
13-10-0		0-1-0		0-0-0		NEUTRAL		3-5-0		3-2-0		7-2-0											
14-14-0		1-2-0		0-1-0		NON-CONFERENCE		2-8-0		2-1-0		9-2-0											
2-0-0		0-0-0		0-0-0		HOME		0-0-0		0-0-0		2-0-0											
2-6-0		1-1-0		0-0-		AWAY		0-4-0		0-0-0		1-0-0											
10-8-0		0-1-0		0-0-0		NEUTRAL		2-4-0		2-1-0		6-2-0											
14-11-0		0-0-0		0-0-0		CONFERENCE		3-1-0		2-8-0		9-2-0											
5-3-0		0-0-0		0-0-0		HOME		2-0-0		0-2-0		3-1-0											
6-6-0		0-0-0		0-0-0		AWAY		0-0-0		1-5-0		5-1-0											
3-2-0		0-0-0		0-0-0		NEUTRAL		1-1-0		1-1-0		1-0-0											
RPI	S	Opponent		Score		RPI	S	Opponent		Score		RPI	S	Opponent		Score		RPI	S	Opponent		Score	
3	A	Arizona St.		0	10	30	A	Notre Dame		3	5	64	H	Miami (OH)		3	2	103	A	Bowling Green		1	2
4	N	Tennessee		6	9							64	H	Miami (OH)		5	1	103	A	Bowling Green		0	4
25	A	Michigan		1	0							64	N	Miami (OH)		1	3	116	N	Quinnipiac		3	1
												67	N	Rutgers		2	0	119	A	Central Mich.		1	2
												68	N	Ball St.		3	1	119	A	Central Mich.		6	7
												71	N	Utah		0	5	119	N	Central Mich.		0	2
												77	A	IPFW		2	5	130	H	Kent St.		1	2
												77	A	IPFW		3	4	130	H	Kent St.		2	4
												81	N	Fla. Gulf Coast		2	8	133	N	Temple		4	0
												84	A	Valparaiso		0	2	137	N	Villanova		4	6
												84	A	Valparaiso		2	3	144	A	Ohio		0	4
												90	N	Fordham		0	6	144	A	Ohio		5	0
												98	N	New Mexico		4	5	144	N	Ohio		7	2
												100	N	Harvard		3	1	152	N	Bradley		1	2
																		168	A	Eastern Mich.		7	3
																		168	A	Eastern Mich.		2	0
																		175	A	Akron		5	3
																		175	A	Akron		3	2
																		177	H	Northern Ill.		4	2
																		177	H	Northern Ill.		5	3
																		198	N	Bethune-Cookman		14	0
																		203	H	Buffalo		4	5
																		203	H	Buffalo		4	0
																		204	A	Toledo		1	2
																		204	A	Toledo		11	3
																		204	N	Toledo		8	0
																		210	N	Saint Francis (PA)		1	7
LAST 10 GAMES																							
						64	N	Miami (OH)		1	3	177	H	Northern Ill.		4	2	203	H	Buffalo		4	0
						119	N	Central Mich.		0	2	177	H	Northern Ill.		5	3	204	A	Toledo		1	2
						68	N	Ball St.		3	1	84	A	Valparaiso		2	3	204	A	Toledo		11	3
						144	N	Ohio		7	2	84	A	Valparaiso		0	2	204	N	Toledo		8	0
						204	N	Toledo		8	0	103	A	Bowling Green		1	2	210	N	Saint Francis (PA)		1	7

Non-Div. I Games:

Western Mich.

RPI	S	Opponent	Score	
211	N	Cal St. Northridge	9	0
216	N	Green Bay	9	0
251	A	Delaware	6	3
253	N	Norfolk St.	4	1
259	N	Wagner	2	0
264	N	La Salle	1	0
272	H	Oakland	1	0
272	H	Oakland	6	2

W
e
s
t
e
r
n
M
i
c
h
.

W
e
s
t
e
r
n
M
i
c
h
.

Western Mich.

Average RPI Win:		187	WON-LOST RECORD		WINNING PCT. RANK		LAST 10 GAMES		STRENGTH OF SCHEDULE		OPP. STRENGTH OF SCHEDULE		TEAM RPI		ADJ RPI		CONF. RPI		ADJ CONF. RPI				
DIV. I ONLY			39-20-0		.66102	50	6-4-0		225		170		119		.51243		115	22		20			
DIV. I NON-CONF.			13-13-0		.5	131	0-0-0		263		118		192		.46601		188	22		21			
TOTALS		RPI 1-25		RPI 26-50			W-L RECORDS			RPI 51-100			RPI 101-150			RPI 150+							
39-20-0		0-1-0		1-2-0			OVERALL			2-5-0			3-6-0			33-6-0							
18-3-0		0-0-0		0-0-0			HOME			0-0-0			1-0-0			17-3-0							
11-9-0		0-0-0		0-2-0			AWAY			1-1-0			2-6-0			8-0-0							
10-8-0		0-1-0		1-0-0			NEUTRAL			1-4-0			0-0-0			8-3-0							
13-13-0		0-1-0		1-2-0			NON-CONFERENCE			2-5-0			0-2-0			10-3-0							
2-0-0		0-0-0		0-0-0			HOME			0-0-0			0-0-0			2-0-0							
1-5-0		0-0-0		0-0-			AWAY			1-1-0			0-2-0			0-0-0							
10-8-0		0-1-0		1-0-0			NEUTRAL			1-4-0			0-0-0			8-3-0							
26-7-0		0-0-0		0-0-0			CONFERENCE			0-0-0			3-4-0			23-3-0							
16-3-0		0-0-0		0-0-0			HOME			0-0-0			1-0-0			15-3-0							
10-4-0		0-0-0		0-0-0			AWAY			0-0-0			2-4-0			8-0-0							
0-0-0		0-0-0		0-0-0			NEUTRAL			0-0-0			0-0-0			0-0-0							
RPI	S	Opponent		Score		RPI	S	Opponent		Score		RPI	S	Opponent		Score		RPI	S	Opponent		Score	
21	N	Georgia Tech		6	8	46	N	Kansas		6	4	56	N	Purdue		5	12	124	A	Murray St.		1	4
						47	A	Arkansas		4	6	73	N	Kennesaw St.		1	2	124	A	Murray St.		2	3
						47	A	Arkansas		2	4	74	A	Southern Ill.		8	7	124	A	Murray St.		4	2
												79	N	Western Ky.		5	4	124	H	Murray St.		7	1
												81	A	Fla. Gulf Coast		0	6	139	A	Jacksonville St.		4	1
												84	N	Valparaiso		4	8	139	A	Jacksonville St.		3	6
												99	N	Boston College		1	7	139	A	Jacksonville St.		2	10
																		146	A	Memphis		1	3
																		147	A	Middle Tenn.		3	4
																		158	H	Eastern Ky.		7	3
																		158	H	Eastern Ky.		2	7
																		158	H	Eastern Ky.		4	2
																		159	N	Binghamton		7	4
																		160	A	Tennessee Tech		6	0
																		160	A	Tennessee Tech		3	1
																		160	A	Tennessee Tech		6	0
																		160	H	Tennessee Tech		7	2
																		160	H	Tennessee Tech		1	3
																		160	H	Tennessee Tech		6	2
																		164	H	Eastern Ill.		5	1
																		164	H	Eastern Ill.		5	4
																		164	H	Eastern Ill.		4	9
						LAST 10 GAMES																	
						160	H	Tennessee Tech		6	2	139	A	Jacksonville St.		3	6	165	H	SIU Edwardsville		4	3
						160	H	Tennessee Tech		1	3	139	A	Jacksonville St.		4	1	165	H	SIU Edwardsville		7	6
						160	H	Tennessee Tech		7	2	164	H	Eastern Ill.		5	4	165	H	SIU Edwardsville		9	3
						124	H	Murray St.		7	1	164	H	Eastern Ill.		4	9	170	N	UNC Greensboro		3	2
						139	A	Jacksonville St.		2	10	164	H	Eastern Ill.		5	1	174	N	Saint Louis		3	0

Non-Div. I Games:

UT Martin

RPI	S	Opponent	Score	
177	N	Northern Ill.	5	7
192	N	Northern Colo.	6	8
209	A	Southeast Mo. St.	3	2
209	H	Southeast Mo. St.	5	4
209	H	Southeast Mo. St.	2	1
215	H	Belmont	3	1
217	A	Austin Peay	7	3
217	A	Austin Peay	5	4
217	H	Austin Peay	1	0
223	A	Morehead St.	5	1
223	A	Morehead St.	5	1
225	N	East Tenn. St.	1	5
227	N	Nicholls St.	5	3
247	N	Cleveland St.	4	1
251	N	Delaware	9	1
256	H	Tennessee St.	5	3
256	H	Tennessee St.	9	1
256	H	Tennessee St.	10	1
258	N	Niagara	6	3
284	H	Ark.-Pine Bluff	9	1
288	N	Southern U.	9	1

UT Martin

U
T
M
a
r
t
i
n

U
T
M
a
r
t
i
n

Average RPI Win:	177	WON-LOST	WINNING		LAST 10	STRENGTH OF		OPP. STRENGTH	TEAM	ADJ		CONF.	ADJ CONF.		
Average RPI Loss:	153	RECORD	PCT. RANK		GAMES	SCHEDULE		OF SCHEDULE	RPI	RPI		RPI	RPI		
DIV. I ONLY		32-18-0	.64	56	7-3-0	173		215	104	.51184	116	20	21		
DIV. I NON-CONF.		17-9-0	.65385	60	2-0-0	201		228	106	.51454	113	23	25		

TOTALS		RPI 1-25		RPI 26-50		W-L RECORDS		RPI 51-100		RPI 101-150		RPI 150+			
32-18-0		0-0-0		0-2-0		OVERALL		4-0-0		8-9-0		20-7-0			
10-3-0		0-0-0		0-0-0		HOME		2-0-0		1-1-0		7-2-0			
12-10-0		0-0-0		0-2-0		AWAY		0-0-0		5-4-0		7-4-0			
10-5-0		0-0-0		0-0-0		NEUTRAL		2-0-0		2-4-0		6-1-0			
17-9-0		0-0-0		0-2-0		NON-CONFERENCE		4-0-0		2-3-0		11-4-0			
3-0-0		0-0-0		0-0-0		HOME		2-0-0		0-0-0		1-0-0			
5-6-0		0-0-0		0-0-		AWAY		0-0-0		1-1-0		4-3-0			
9-3-0		0-0-0		0-0-0		NEUTRAL		2-0-0		1-2-0		6-1-0			
15-9-0		0-0-0		0-0-0		CONFERENCE		0-0-0		6-6-0		9-3-0			
7-3-0		0-0-0		0-0-0		HOME		0-0-0		1-1-0		6-2-0			
7-4-0		0-0-0		0-0-0		AWAY		0-0-0		4-3-0		3-1-0			
1-2-0		0-0-0		0-0-0		NEUTRAL		0-0-0		1-2-0		0-0-0			
RPI	S	Opponent	Score	RPI	S	Opponent	Score	RPI	S	Opponent	Score	RPI	S	Opponent	Score
				34	A	Massachusetts	0 1	64	N	Miami (OH)	3 2	103	N	Bowling Green	7 4
				45	A	San Diego St.	1 4	81	N	Fla. Gulf Coast	1 0	114	N	Western Mich.	1 3
								88	H	Stony Brook	4 0	117	H	Robert Morris	3 1
								91	H	Connecticut	5 4	117	H	Robert Morris	0 1
												117	N	Robert Morris	4 3
												119	A	San Diego	0 9
												119	A	San Diego	3 2
												122	N	Loyola Marymount	0 3
												123	A	LIU Brooklyn	4 5
												123	A	LIU Brooklyn	13 4
												123	N	LIU Brooklyn	0 5
												123	N	LIU Brooklyn	5 10
												129	A	Central Conn. St.	2 4
												129	A	Central Conn. St.	3 2
												150	A	Monmouth	4 1
												150	A	Monmouth	6 5
												150	A	Monmouth	1 4
												163	N	Iona	4 3
												163	N	Iona	2 0
												171	N	Saint Joseph's	1 0
												172	H	Bryant	10 2
				LAST 10 GAMES								172	H	Bryant	2 1
				123	N	LIU Brooklyn	5 10	210	H	Saint Francis (PA)	0 3	182	A	UC Riverside	3 2
				117	N	Robert Morris	4 3	88	H	Stony Brook	4 0	182	A	UC Riverside	2 3
				150	A	Monmouth	4 1	172	H	Bryant	2 1	183	A	Fairfield	2 5
				123	N	LIU Brooklyn	0 5	172	H	Bryant	10 2	183	H	Fairfield	2 0
				210	H	Saint Francis (PA)	4 0	266	A	Hartford	5 1	184	A	Fairleigh Dickinson	3 1

Non-Div. I Games:

Quinnipiac

Quinnipiac

Average RPI Win:	191	WON-LOST RECORD	WINNING PCT. RANK	LAST 10 GAMES	STRENGTH OF SCHEDULE	OPP. STRENGTH OF SCHEDULE	TEAM RPI	ADJ RPI	CONF. RPI	ADJ CONF. RPI		
DIV. I ONLY		35-22-0	.61404	74	6-4-0	155	217	106	.51176	117	20	21
DIV. I NON-CONF.		19-15-0	.55882	103	3-1-0	183	225	139	.49701	136	23	25
<hr/>												
TOTALS	RPI 1-25	RPI 26-50		W-L RECORDS		RPI 51-100		RPI 101-150		RPI 150+		
35-22-0	0-1-0	0-0-0		OVERALL		2-5-0		9-6-0		24-10-0		
12-5-0	0-0-0	0-0-0		HOME		0-0-0		4-1-0		8-4-0		
14-6-0	0-1-0	0-0-0		AWAY		1-1-0		4-2-0		9-2-0		
9-11-0	0-0-0	0-0-0		NEUTRAL		1-4-0		1-3-0		7-4-0		
19-15-0	0-1-0	0-0-0		NON-CONFERENCE		2-5-0		2-2-0		15-7-0		
4-2-0	0-0-0	0-0-0		HOME		0-0-0		0-0-0		4-2-0		
6-4-0	0-1-0	0-0-		AWAY		1-1-0		1-1-0		4-1-0		
9-9-0	0-0-0	0-0-0		NEUTRAL		1-4-0		1-1-0		7-4-0		
16-7-0	0-0-0	0-0-0		CONFERENCE		0-0-0		7-4-0		9-3-0		
8-3-0	0-0-0	0-0-0		HOME		0-0-0		4-1-0		4-2-0		
8-2-0	0-0-0	0-0-0		AWAY		0-0-0		3-1-0		5-1-0		
0-2-0	0-0-0	0-0-0		NEUTRAL		0-0-0		0-2-0		0-0-0		
RPI	S	Opponent	Score	RPI	S	Opponent	Score	RPI	S	Opponent	Score	
20	A	Hawaii	0 9					55	N	Radford	1 3	
								65	A	Pittsburgh	1 3	
								65	A	Pittsburgh	5 4	
								73	N	Kennesaw St.	5 4	
								74	N	Southern Ill.	1 2	
								75	N	Georgia St.	0 5	
								88	N	Stony Brook	0 1	
											116 A Quinnipiac 1 3	
											116 A Quinnipiac 1 0	
											116 N Quinnipiac 3 4	
											123 A LIU Brooklyn 8 2	
											123 A LIU Brooklyn 10 3	
											123 N LIU Brooklyn 0 1	
											129 H Central Conn. St. 4 1	
											129 H Central Conn. St. 4 0	
											130 A Kent St. 3 6	
											130 A Kent St. 4 1	
											138 N Central Ark. 3 5	
											144 N Ohio 1 0	
											150 H Monmouth 5 2	
											150 H Monmouth 8 2	
											150 H Monmouth 2 3	
											161 A Youngstown St. 8 0	
											161 A Youngstown St. 12 4	
											171 N Saint Joseph's 0 2	
											172 H Bryant 0 2	
											172 H Bryant 7 4	
											174 N Saint Louis 1 2	
											175 H Akron 8 2	
											175 H Akron 0 6	
											184 H Fairleigh Dickinson 0 2	
											184 H Fairleigh Dickinson 12 11	
											186 N Georgetown 1 0	
											189 A George Washington 1 2	
LAST 10 GAMES												
				116	N	Quinnipiac	3 4	65	A	Pittsburgh	5 4	
				123	N	LIU Brooklyn	0 1	65	A	Pittsburgh	1 3	
				150	H	Monmouth	8 2	129	H	Central Conn. St.	4 1	
				161	A	Youngstown St.	12 4	129	H	Central Conn. St.	4 0	
				161	A	Youngstown St.	8 0	116	A	Quinnipiac	1 3	

Non-Div. I Games:

Robert Morris

R
o
b
e
r
t
M
o
r
r
i
s

RPI	S	Opponent	Score	
195	A	Campbell	5	1
203	N	Buffalo	0	3
210	H	Saint Francis (PA)	5	3
210	H	Saint Francis (PA)	3	1
218	N	Marist	6	7
220	A	Sacred Heart	6	3
220	A	Sacred Heart	3	2
228	N	Rhode Island	8	4
229	N	Towson	3	2
236	H	Canisius	6	4
236	H	Canisius	1	4
247	H	Cleveland St.	10	9
247	H	Cleveland St.	7	5
249	N	Siena	2	1
249	N	Siena	3	1
252	A	Mt. St. Mary's	8	1
252	A	Mt. St. Mary's	12	0
259	A	Wagner	4	3
259	A	Wagner	7	8
263	A	Coppin St.	14	3
269	N	Brown	4	2
275	N	Alabama St.	6	5

R
o
b
e
r
t
M
o
r
r
i
s

Robert Morris

Average RPI Win:	172	WON-LOST RECORD	WINNING PCT. RANK	LAST 10 GAMES	STRENGTH OF SCHEDULE	OPP. STRENGTH OF SCHEDULE	TEAM RPI	ADJ RPI	CONF. RPI	ADJ CONF. RPI	
DIV. I ONLY		33-26-0	.55932 102	5-5-0	116	192	108	.51119 118	16	17	
DIV. I NON-CONF.		18-15-0	.54545 108	1-1-0	101	190	104	.51873 103	19	17	
<hr/>											
TOTALS	RPI 1-25	RPI 26-50		W-L RECORDS	RPI 51-100		RPI 101-150		RPI 150+		
33-26-0	0-1-0	1-1-0		OVERALL	5-7-0		6-7-0		21-10-0		
16-11-0	0-0-0	0-1-0		HOME	2-4-0		4-2-0		10-4-0		
11-10-0	0-0-0	0-0-0		AWAY	1-2-0		2-4-0		8-4-0		
6-5-0	0-1-0	1-0-0		NEUTRAL	2-1-0		0-1-0		3-2-0		
<hr/>											
18-15-0	0-1-0	1-1-0		NON-CONFERENCE	1-3-0		6-7-0		10-3-0		
11-5-0	0-0-0	0-1-0		HOME	0-1-0		4-2-0		7-1-0		
4-6-0	0-0-0	0-0-		AWAY	0-1-0		2-4-0		2-1-0		
3-4-0	0-1-0	1-0-0		NEUTRAL	1-1-0		0-1-0		1-1-0		
<hr/>											
15-11-0	0-0-0	0-0-0		CONFERENCE	4-4-0		0-0-0		11-7-0		
5-6-0	0-0-0	0-0-0		HOME	2-3-0		0-0-0		3-3-0		
7-4-0	0-0-0	0-0-0		AWAY	1-1-0		0-0-0		6-3-0		
3-1-0	0-0-0	0-0-0		NEUTRAL	1-0-0		0-0-0		2-1-0		
<hr/>											
RPI S	Opponent	Score	RPI S	Opponent	Score	RPI S	Opponent	Score	RPI S	Opponent	Score
13 N	UCLA	1 9	30 N	Notre Dame	5 2	53 N	Marshall	3 2	101 A	South Carolina	2 0
			46 H	Kansas	3 6	54 H	Wisconsin	2 3	101 A	South Carolina	2 11
						55 H	Radford	4 3	110 H	Longwood	4 5
						55 H	Radford	1 4	110 H	Longwood	2 0
						55 H	Radford	0 5	111 N	Long Beach St.	0 5
						73 N	Kennesaw St.	2 4	112 A	Col. of Charleston	0 3
						82 A	S.C. Upstate	0 1	112 A	Col. of Charleston	1 3
						97 A	Coastal Caro.	1 0	112 A	Col. of Charleston	3 7
						97 A	Coastal Caro.	0 1	112 A	Col. of Charleston	3 0
						97 H	Coastal Caro.	1 4	112 H	Col. of Charleston	5 1
						97 H	Coastal Caro.	4 3	112 H	Col. of Charleston	6 3
						97 N	Coastal Caro.	5 2	144 H	Ohio	8 1
									144 H	Ohio	1 2
									157 A	Gardner-Webb	8 1
									157 A	Gardner-Webb	3 5
									157 A	Gardner-Webb	1 3
									157 N	Gardner-Webb	8 0
									157 N	Gardner-Webb	2 6
									175 N	Akron	7 3
									190 N	Michigan St.	3 4
									194 H	Wright St.	4 6
			LAST 10 GAMES						195 H	Campbell	5 0
			97 H Coastal Caro.	1 4	55 H Radford	4 3	195 H Campbell	1 2			
			157 N Gardner-Webb	8 0	55 H Radford	1 4	195 H Campbell	1 0			
			157 N Gardner-Webb	2 6	55 H Radford	0 5	199 A Cal St. Fullerton	0 5			
			97 N Coastal Caro.	5 2	112 A Col. of Charleston	3 0	201 A Winthrop	3 1			
			222 N Liberty	14 3	112 A Col. of Charleston	3 7	201 A Winthrop	4 2			

Non-Div. I Games:

Charleston So.

RPI	S	Opponent	Score	
201	A	Winthrop	1	0
205	H	Furman	12	4
205	H	Furman	3	2
205	H	Furman	8	0
222	A	Liberty	2	1
222	A	Liberty	8	5
222	A	Liberty	8	9
222	N	Liberty	14	3
245	H	Presbyterian	3	2
245	H	Presbyterian	1	6
245	H	Presbyterian	1	2
250	H	Savannah St.	4	2
250	H	Savannah St.	3	2
260	A	UMBC	4	0
262	A	Hampton	6	4
262	H	Hampton	10	0
262	H	Hampton	5	0

Charleston So.

C
h
a
r
l
e
s
t
o
n
S
o
.

C
h
a
r
l
e
s
t
o
n
S
o
.

Average RPI Win:		174	WON-LOST RECORD		WINNING PCT. RANK		LAST 10 GAMES		STRENGTH OF SCHEDULE		OPP. STRENGTH OF SCHEDULE		TEAM RPI		ADJ RPI		CONF. RPI		ADJ CONF. RPI	
DIV. I ONLY			30-27-0		.52632 124		8-2-0		119		127		121		.50996 119		12		12	
DIV. I NON-CONF.			15-15-0		.5 131		0-0-0		168		159		144		.49377 141		13		13	
TOTALS		RPI 1-25		RPI 26-50		W-L RECORDS		RPI 51-100		RPI 101-150		RPI 150+								
30-27-0		0-4-0		0-0-0		OVERALL		4-12-0		8-6-0		18-5-0								
9-7-0		0-1-0		0-0-0		HOME		0-2-0		3-1-0		6-3-0								
6-11-0		0-3-0		0-0-0		AWAY		1-4-0		1-3-0		4-1-0								
15-9-0		0-0-0		0-0-0		NEUTRAL		3-6-0		4-2-0		8-1-0								
15-15-0		0-4-0		0-0-0		NON-CONFERENCE		2-7-0		1-2-0		12-2-0								
2-4-0		0-1-0		0-0-0		HOME		0-2-0		0-0-0		2-1-0								
2-4-0		0-3-0		0-0-0		AWAY		0-1-0		0-0-0		2-0-0								
11-7-0		0-0-0		0-0-0		NEUTRAL		2-4-0		1-2-0		8-1-0								
15-12-0		0-0-0		0-0-0		CONFERENCE		2-5-0		7-4-0		6-3-0								
7-3-0		0-0-0		0-0-0		HOME		0-0-0		3-1-0		4-2-0								
4-7-0		0-0-0		0-0-0		AWAY		1-3-0		1-3-0		2-1-0								
4-2-0		0-0-0		0-0-0		NEUTRAL		1-2-0		3-0-0		0-0-0								
RPI	S	Opponent		Score		RPI	S	Opponent		Score		RPI	S	Opponent		Score				
3	A	Arizona St.		0 7				52 N Illinois St.		3 11		103	A	Bowling Green		3 2				
17	A	South Fla.		2 6				64 A Miami (OH)		0 4		103	A	Bowling Green		2 3				
17	A	South Fla.		2 5				64 A Miami (OH)		2 0		103	N	Bowling Green		2 1				
25	H	Michigan		2 10				64 N Miami (OH)		1 0		114	H	Western Mich.		7 6				
								64 N Miami (OH)		0 2		114	H	Western Mich.		2 1				
								64 N Miami (OH)		0 4		114	N	Western Mich.		2 0				
								68 A Ball St.		0 4		122	N	Loyola Marymount		1 4				
								68 A Ball St.		6 9		130	A	Kent St.		2 5				
								69 N Minnesota		0 2		130	A	Kent St.		2 3				
								77 H IPFW		4 6		130	N	Kent St.		2 1				
								77 H IPFW		5 7		133	N	Temple		5 3				
								78 N Iowa		5 7		137	N	Villanova		2 3				
								78 N Iowa		2 4		144	H	Ohio		6 10				
								82 N S.C. Upstate		10 3		144	H	Ohio		3 1				
								90 N Fordham		8 0		168	H	Eastern Mich.		5 1				
								92 A Indiana		3 5		168	H	Eastern Mich.		10 2				
												175	H	Akron		6 1				
												175	H	Akron		10 0				
												177	H	Northern Ill.		1 5				
												177	H	Northern Ill.		2 4				
												178	N	Ill.-Chicago		0 1				
												190	H	Michigan St.		1 6				
												190	N	Michigan St.		8 4				
												194	N	Wright St.		9 0				
												203	A	Buffalo		7 0				
												204	A	Toledo		0 4				
												204	A	Toledo		4 1				
LAST 10 GAMES																				
						64 N Miami (OH)		0	4	130 N Kent St.		2	1							
						64 N Miami (OH)		0	2	168 H Eastern Mich.		10	2							
						114 N Western Mich.		2	0	168 H Eastern Mich.		5	1							
						64 N Miami (OH)		1	0	175 H Akron		10	0							
						103 N Bowling Green		2	1	175 H Akron		6	1							

RPI	S	Opponent	Score	
210	N	Saint Francis (PA)	3	2
225	N	East Tenn. St.	5	3
237	N	South Dakota St.	2	0
238	N	North Dakota	7	0
247	N	Cleveland St.	6	1
261	A	Detroit	14	4
261	A	Detroit	11	1
262	N	Hampton	5	1
272	H	Oakland	9	1
272	H	Oakland	7	6

Central Mich.

C
e
n
t
r
a
l
M
i
c
h
.

C
e
n
t
r
a
l
M
i
c
h
.

Average RPI Win:		157	WON-LOST RECORD		WINNING PCT. RANK		LAST 10 GAMES		STRENGTH OF SCHEDULE		OPP. STRENGTH OF SCHEDULE		TEAM RPI		ADJ RPI		CONF. RPI		ADJ CONF. RPI					
DIV. I ONLY			26-19-0		.57778		94		4-6-0		186		108		125		.50996		119		23		22	
DIV. I NON-CONF.			13-12-0		.52		124		0-1-0		153		39		116		.51492		110		20		19	
TOTALS		RPI 1-25		RPI 26-50		W-L RECORDS		RPI 51-100		RPI 101-150		RPI 150+												
26-19-0		0-2-0		2-1-0		OVERALL		3-2-0		7-12-0		14-2-0												
11-10-0		0-2-0		1-1-0		HOME		1-1-0		5-6-0		4-0-0												
7-5-0		0-0-0		0-0-0		AWAY		0-0-0		1-3-0		6-2-0												
8-4-0		0-0-0		1-0-0		NEUTRAL		2-1-0		1-3-0		4-0-0												
13-12-0		0-2-0		2-1-0		NON-CONFERENCE		3-2-0		4-7-0		4-0-0												
4-5-0		0-2-0		1-1-0		HOME		1-1-0		2-1-0		0-0-0												
1-3-0		0-0-0		0-0-		AWAY		0-0-0		1-3-0		0-0-0												
8-4-0		0-0-0		1-0-0		NEUTRAL		2-1-0		1-3-0		4-0-0												
13-7-0		0-0-0		0-0-0		CONFERENCE		0-0-0		3-5-0		10-2-0												
7-5-0		0-0-0		0-0-0		HOME		0-0-0		3-5-0		4-0-0												
6-2-0		0-0-0		0-0-0		AWAY		0-0-0		0-0-0		6-2-0												
0-0-0		0-0-0		0-0-0		NEUTRAL		0-0-0		0-0-0		0-0-0												
RPI	S	Opponent		Score		RPI	S	Opponent		Score		RPI	S	Opponent		Score		RPI	S	Opponent		Score		
18	H	Washington		0	5	30	H	Notre Dame		4	2	54	N	Wisconsin		3	6	104	A	UC Santa Barbara		5	1	
24	H	Oregon St.		2	7	42	N	Houston		3	1	54	N	Wisconsin		10	9	109	N	UNLV		1	2	
						45	H	San Diego St.		0	5	58	H	Boise St.		0	4	109	N	UNLV		3	7	
												59	N	Fresno St.		6	4	116	H	Quinnipiac		2	3	
												84	H	Valparaiso		1	0	116	H	Quinnipiac		9	0	
																		122	H	Loyola Marymount		0	3	
																		122	H	Loyola Marymount		3	4	
																		122	H	Loyola Marymount		0	4	
																		122	H	Loyola Marymount		4	0	
																		132	H	UC Davis		7	6	
																		134	H	Sacramento St.		2	4	
																		134	H	Sacramento St.		1	7	
																		134	H	Sacramento St.		7	5	
																		134	H	Sacramento St.		4	3	
																		140	A	Nevada		6	7	
																		140	A	Nevada		6	9	
																		140	A	Nevada		5	6	
																		140	N	Nevada		2	1	
																		140	N	Nevada		2	3	
																		155	A	St. Mary's (CA)		5	3	
																		155	A	St. Mary's (CA)		6	4	
																		155	A	St. Mary's (CA)		1	11	
																		155	A	St. Mary's (CA)		1	0	
																		180	N	Utah St.		4	0	
																		181	N	Maine		7	4	
																		187	N	Cal Poly		2	1	
																		211	N	Cal St. Northridge		3	2	
LAST 10 GAMES																								
						134	H	Sacramento St.		1	7	122	H	Loyola Marymount		0	3	155	A	St. Mary's (CA)		1	0	
						134	H	Sacramento St.		2	4	122	H	Loyola Marymount		3	4	180	N	Utah St.		4	0	
						134	H	Sacramento St.		7	5	122	H	Loyola Marymount		0	4	181	N	Maine		7	4	
						134	H	Sacramento St.		4	3	45	H	San Diego St.		0	5	187	N	Cal Poly		2	1	
						122	H	Loyola Marymount		4	0	254	H	Santa Clara		5	4	211	N	Cal St. Northridge		3	2	

Non-Div. I Games:

San Diego

San Diego

Average RPI Win: 142		WON-LOST	WINNING	LAST 10	STRENGTH OF		OPP. STRENGTH	TEAM	ADJ		CONF.	ADJ CONF.
Average RPI Loss: 52		RECORD	PCT. RANK	GAMES	SCHEDULE		OF SCHEDULE	RPI	RPI		RPI	RPI
DIV. I ONLY		14-39-0	.26415	262	0-10-0		13	38	129		.50963	121
DIV. I NON-CONF.		12-17-0	.41379	182	0-0-0		60	150	137		.50014	134
TOTALS		RPI 1-25	RPI 26-50		W-L RECORDS		RPI 51-100		RPI 101-150		RPI 150+	
14-39-0		1-16-0	2-8-0		OVERALL		1-9-0		3-3-0		7-3-0	
5-13-0		1-11-0	0-0-0		HOME		1-2-0		0-0-0		3-0-0	
5-17-0		0-4-0	1-8-0		AWAY		0-0-0		2-3-0		2-2-0	
4-9-0		0-1-0	1-0-0		NEUTRAL		0-7-0		1-0-0		2-1-0	
12-17-0		0-2-0	1-0-0		NON-CONFERENCE		1-9-0		3-3-0		7-3-0	
4-2-0		0-0-0	0-0-0		HOME		1-2-0		0-0-0		3-0-0	
4-6-0		0-1-0	0-0-		AWAY		0-0-0		2-3-0		2-2-0	
4-9-0		0-1-0	1-0-0		NEUTRAL		0-7-0		1-0-0		2-1-0	
2-22-0		1-14-0	1-8-0		CONFERENCE		0-0-0		0-0-0		0-0-0	
1-11-0		1-11-0	0-0-0		HOME		0-0-0		0-0-0		0-0-0	
1-11-0		0-3-0	1-8-0		AWAY		0-0-0		0-0-0		0-0-0	
0-0-0		0-0-0	0-0-0		NEUTRAL		0-0-0		0-0-0		0-0-0	
RPI S	Opponent	Score	RPI S	Opponent	Score	RPI S	Opponent	Score	RPI S	Opponent	Score	
3 A	Arizona St.	0 9	37 A	Baylor	0 6	52 N	Illinois St.	2 10	102 N	Colorado St.	4 3	
5 H	Texas	4 8	37 A	Baylor	0 7	59 N	Fresno St.	0 3	122 A	Loyola Marymount	0 17	
5 H	Texas	3 7	37 A	Baylor	1 7	69 N	Minnesota	1 9	122 A	Loyola Marymount	0 6	
5 H	Texas	2 11	38 A	Oklahoma St.	6 7	69 N	Minnesota	0 12	135 A	Creighton	6 3	
6 H	Oklahoma	1 12	38 A	Oklahoma St.	6 10	72 H	UNI	0 8	142 A	Missouri St.	0 4	
6 H	Oklahoma	0 10	38 A	Oklahoma St.	1 2	78 H	Iowa	4 3	142 A	Missouri St.	6 4	
6 H	Oklahoma	1 5	45 N	San Diego St.	6 4	78 N	Iowa	5 26	155 A	St. Mary's (CA)	4 9	
8 H	Texas A&M	1 6	46 A	Kansas	0 8	84 H	Valparaiso	5 11	155 A	St. Mary's (CA)	9 3	
8 H	Texas A&M	2 1	46 A	Kansas	10 9	84 N	Valparaiso	7 16	162 A	Drake	6 8	
8 H	Texas A&M	3 11	46 A	Kansas	2 8	96 N	Pacific	0 8	162 H	Drake	1 0	
14 H	Missouri	0 9							166 N	UTSA	0 4	
14 H	Missouri	0 8							176 H	Western Ill.	6 2	
14 H	Missouri	5 6							206 A	UTEP	7 6	
23 A	Texas Tech	7 19							216 H	Green Bay	3 2	
23 A	Texas Tech	2 6							254 N	Santa Clara	6 2	
23 A	Texas Tech	3 5							269 N	Brown	17 3	
24 N	Oregon St.	4 5										
LAST 10 GAMES												
	6 H Oklahoma	1 5	37 A	Baylor	0 7							
	6 H Oklahoma	1 12	14 H	Missouri	5 6							
	6 H Oklahoma	0 10	14 H	Missouri	0 8							
	37 A Baylor	1 7	14 H	Missouri	0 9							
	37 A Baylor	0 6	46 A	Kansas	0 8							

Non-Div. I Games:

Iowa St.

[illegible]

Non-Div. I Games:

Loyola Marymount

RPI	S	Opponent	Score	
185	H	Utah Valley	15	5
190	N	Michigan St.	5	6
191	N	Florida A&M	9	0
198	A	Bethune-Cookman	11	2
198	A	Bethune-Cookman	3	2
211	H	Cal St. Northridge	9	0
211	H	Cal St. Northridge	2	1
233	A	CSU Bakersfield	6	7
233	A	CSU Bakersfield	9	4
233	A	CSU Bakersfield	5	0
233	A	CSU Bakersfield	3	9
254	H	Santa Clara	2	6
254	H	Santa Clara	11	3
254	H	Santa Clara	7	9
254	H	Santa Clara	9	1

Loyola Marymount

L
o
y
o
l
a
M
a
r
y
m
o
u
n
t

L
o
y
o
l
a
M
a
r
y
m
o
u
n
t

Average RPI Win:	168	WON-LOST RECORD	WINNING PCT. RANK	LAST 10 GAMES	STRENGTH OF SCHEDULE	OPP. STRENGTH OF SCHEDULE	TEAM RPI	ADJ RPI	CONF. RPI	ADJ CONF. RPI		
DIV. I ONLY		25-33-0	.43103	188	7-3-0	59	114	124	.50833	123	20	21
DIV. I NON-CONF.		9-26-0	.25714	247	0-0-0	39	41	166	.47903	165	23	25
<hr/>												
TOTALS	RPI 1-25		RPI 26-50		W-L RECORDS		RPI 51-100		RPI 101-150		RPI 150+	
25-33-0	0-4-0		1-6-0		OVERALL		1-11-0		8-7-0		15-5-0	
7-4-0	0-0-0		0-0-0		HOME		0-0-0		2-3-0		5-1-0	
8-6-0	0-1-0		0-1-0		AWAY		0-1-0		2-2-0		6-1-0	
10-23-0	0-3-0		1-5-0		NEUTRAL		1-10-0		4-2-0		4-3-0	
9-26-0	0-4-0		1-6-0		NON-CONFERENCE		1-11-0		2-2-0		5-3-0	
1-0-0	0-0-0		0-0-0		HOME		0-0-0		1-0-0		0-0-0	
1-3-0	0-1-0		0-0-		AWAY		0-1-0		0-0-0		1-0-0	
7-23-0	0-3-0		1-5-0		NEUTRAL		1-10-0		1-2-0		4-3-0	
16-7-0	0-0-0		0-0-0		CONFERENCE		0-0-0		6-5-0		10-2-0	
6-4-0	0-0-0		0-0-0		HOME		0-0-0		1-3-0		5-1-0	
7-3-0	0-0-0		0-0-0		AWAY		0-0-0		2-2-0		5-1-0	
3-0-0	0-0-0		0-0-0		NEUTRAL		0-0-0		3-0-0		0-0-0	
RPI	S	Opponent	Score	RPI	S	Opponent	Score	RPI	S	Opponent	Score	
7	N	Florida	0 8	29	N	Virginia Tech	2 5	51	N	Northwestern	3 4	
17	A	South Fla.	2 10	30	N	Notre Dame	0 5	52	N	Illinois St.	0 9	
19	N	Stanford	0 3	33	N	BYU	4 11	67	N	Rutgers	0 1	
25	N	Michigan	0 4	36	N	Kentucky	1 2	68	N	Ball St.	1 8	
				44	N	Boston U.	4 3	70	N	Lipscomb	5 13	
				49	A	Hofstra	2 3	72	N	UNI	5 1	
				50	N	Maryland	1 3	73	N	Kennesaw St.	0 1	
								78	N	Iowa	0 7	
								81	N	Fla. Gulf Coast	1 7	
								87	N	North Florida	2 8	
								88	A	Stony Brook	0 7	
								97	N	Coastal Caro.	0 1	

Non-Div. I Games:

LIU Brooklyn

RPI	S	Opponent	Score	
220	H	Sacred Heart	6	1
220	H	Sacred Heart	5	1
225	N	East Tenn. St.	5	1
236	N	Canisius	9	3
252	A	Mt. St. Mary's	3	4
252	A	Mt. St. Mary's	5	4
259	A	Wagner	5	3
259	A	Wagner	9	7

LIU Brooklyn

[illegible]

Non-Div. I Games: Bethel (TN)

10	1	Campbellsville	7	0
----	---	----------------	---	---

Bethel (TN)	8	1
--------------------	----------	----------

Murray St.

Murray St.

Through Games Of Through May 13, 2012

RPI	S	Opponent	Score	
165	H	SIU Edwardsville	1	2
209	H	Southeast Mo. St.	3	1
209	H	Southeast Mo. St.	10	7
209	H	Southeast Mo. St.	8	7
215	N	Belmont	10	0
217	H	Austin Peay	6	1
217	H	Austin Peay	1	2
217	H	Austin Peay	15	4
219	H	Samford	1	0
219	H	Samford	9	1
223	H	Morehead St.	9	3
223	H	Morehead St.	9	10
223	H	Morehead St.	13	4
223	N	Morehead St.	7	6
224	N	Indiana St.	11	3
256	A	Tennessee St.	5	2
256	A	Tennessee St.	14	0
256	A	Tennessee St.	10	0

Murray St.

M
u
r
r
a
y
S
t
.

M
u
r
r
a
y
S
t
.

Average RPI Win:	169	WON-LOST	WINNING	LAST 10	STRENGTH OF	OPP. STRENGTH	TEAM	ADJ	CONF.	ADJ CONF.
Average RPI Loss:	130	RECORD	PCT. RANK	GAMES	SCHEDULE	OF SCHEDULE	RPI	RPI	RPI	RPI

[illegible]

Non-Div. I Games:

Stetson

Average RPI Win:	216	WON-LOST	WINNING	LAST 10	STRENGTH OF	OPP. STRENGTH	TEAM	ADJ	CONF.	ADJ CONF.					
Average RPI Loss:	148	RECORD	PCT. RANK	GAMES	SCHEDULE	OF SCHEDULE	RPI	RPI	RPI	RPI					
DIV. I ONLY		40-17-0	.70175	38	9-1-0	237	250	118	.50352	126	29	29			
DIV. I NON-CONF.		19-15-0	.55882	103	0-0-0	193	188	135	.49239	143	29	29			
<hr/>															
TOTALS	RPI 1-25	RPI 26-50		W-L RECORDS		RPI 51-100		RPI 101-150		RPI 150+					
40-17-0	0-0-0	1-1-0		OVERALL		4-7-0		2-1-0		33-8-0					
19-2-0	0-0-0	0-0-0		HOME		4-2-0		2-0-0		13-0-0					
12-7-0	0-0-0	1-1-0		AWAY		0-3-0		0-0-0		11-3-0					
9-8-0	0-0-0	0-0-0		NEUTRAL		0-2-0		0-1-0		9-5-0					
19-15-0	0-0-0	1-1-0		NON-CONFERENCE		4-7-0		2-1-0		12-6-0					
8-2-0	0-0-0	0-0-0		HOME		4-2-0		2-0-0		2-0-0					
2-5-0	0-0-0	1-0-		AWAY		0-3-0		0-0-0		1-1-0					
9-8-0	0-0-0	0-0-0		NEUTRAL		0-2-0		0-1-0		9-5-0					
21-2-0	0-0-0	0-0-0		CONFERENCE		0-0-0		0-0-0		21-2-0					
11-0-0	0-0-0	0-0-0		HOME		0-0-0		0-0-0		11-0-0					
10-2-0	0-0-0	0-0-0		AWAY		0-0-0		0-0-0		10-2-0					
0-0-0	0-0-0	0-0-0		NEUTRAL		0-0-0		0-0-0		0-0-0					
RPI	S	Opponent	Score	RPI	S	Opponent	Score	RPI	S	Opponent	Score				
				49	A	Hofstra	7 6	55	A	Radford	0 3	130	N	Kent St.	2 9
				49	A	Hofstra	1 10	55	A	Radford	3 4	140	H	Penn	3 0
								65	N	Pittsburgh	5 6	140	H	Penn	2 0
								65	N	Pittsburgh	2 4	159	N	Binghamton	4 5
								90	H	Fordham	7 2	159	N	Binghamton	6 0
								90	H	Fordham	4 2	173	A	Army	0 2
								93	A	North Carolina St.	2 6	173	A	Army	3 2
								100	H	Harvard	0 1	173	A	Army	5 4
								100	H	Harvard	2 0	173	A	Army	6 0
								100	H	Harvard	1 3	173	H	Army	2 0
								100	H	Harvard	1 0	173	H	Army	4 0
												186	N	Georgetown	3 4
												191	N	Florida A&M	6 1
												204	N	Toledo	4 1
												210	N	Saint Francis (PA)	8 3
												220	N	Sacred Heart	7 0
												224	N	Indiana St.	3 5
												244	H	Colgate	8 0
												244	H	Colgate	4 3
												244	H	Colgate	10 0
												244	H	Colgate	10 2
				LAST 10 GAMES								246	H	Princeton	3 1
				173	H	Army	2 0	173	A	Army	6 0	246	H	Princeton	2 0
				173	H	Army	4 0	173	A	Army	0 2	255	A	Rider	3 6
				279	H	Lafayette	2 0	244	H	Colgate	8 0	255	A	Rider	5 2
				173	A	Army	5 4	244	H	Colgate	10 2	257	N	South Dakota	12 5
				173	A	Army	3 2	244	H	Colgate	10 0	257	N	South Dakota	4 0

Non-Div. I Games:

Lehigh

RPI	S	Opponent	Score	
261	N	Detroit	2	1
261	N	Detroit	2	3
268	N	Yale	3	4
273	N	Manhattan	6	3
274	H	Bucknell	9	0
274	H	Bucknell	9	0
274	H	Bucknell	8	0
274	H	Bucknell	8	0
277	A	Holy Cross	5	1
277	A	Holy Cross	7	0
277	A	Holy Cross	1	2
277	A	Holy Cross	10	0
279	A	Lafayette	9	0
279	A	Lafayette	7	0
279	A	Lafayette	11	3
279	A	Lafayette	8	1
279	H	Lafayette	2	0

Lehigh

L
e
h
i
g
h

L
e
h
i
g
h

Average RPI Win:	169	WON-LOST	WINNING	LAST 10	STRENGTH OF	OPP. STRENGTH	TEAM	ADJ	CONF.	ADJ CONF.	
Average RPI Loss:	123	RECORD	PCT. RANK	GAMES	SCHEDULE	OF SCHEDULE	RPI	RPI	RPI	RPI	
DIV. I ONLY	26-23-0	.53061	116	7-3-0	134	167	128	.50337	127	24	23
DIV. I NON-CONF.	9-13-0	.40909	183	1-0-0	111	65	151	.49241	142	25	24
<hr/>											
TOTALS	RPI 1-25	RPI 26-50		W-L RECORDS		RPI 51-100		RPI 101-150		RPI 150+	
26-23-0	0-0-0	1-3-0		OVERALL		5-10-0		0-0-0		20-10-0	
12-5-0	0-0-0	1-0-0		HOME		1-2-0		0-0-0		10-3-0	
10-11-0	0-0-0	0-3-0		AWAY		3-4-0		0-0-0		7-4-0	
4-7-0	0-0-0	0-0-0		NEUTRAL		1-4-0		0-0-0		3-3-0	
<hr/>											
9-13-0	0-0-0	1-3-0		NON-CONFERENCE		3-7-0		0-0-0		5-3-0	
4-2-0	0-0-0	1-0-0		HOME		1-2-0		0-0-0		2-0-0	
3-4-0	0-0-0	0-0-		AWAY		1-1-0		0-0-0		2-0-0	
2-7-0	0-0-0	0-0-0		NEUTRAL		1-4-0		0-0-0		1-3-0	
<hr/>											
17-10-0	0-0-0	0-0-0		CONFERENCE		2-3-0		0-0-0		15-7-0	
8-3-0	0-0-0	0-0-0		HOME		0-0-0		0-0-0		8-3-0	
7-7-0	0-0-0	0-0-0		AWAY		2-3-0		0-0-0		5-4-0	
2-0-0	0-0-0	0-0-0		NEUTRAL		0-0-0		0-0-0		2-0-0	
<hr/>											
RPI S	Opponent	Score	RPI S	Opponent	Score	RPI S	Opponent	Score	RPI S	Opponent	Score
			26 H	DePaul	1 0	51 H	Northwestern	1 0	161 H	Youngstown St.	11 0
			32 A	Tulsa	0 7	54 H	Wisconsin	1 3	161 H	Youngstown St.	5 1
			32 A	Tulsa	2 10	54 H	Wisconsin	4 8	161 H	Youngstown St.	9 3
			38 A	Oklahoma St.	3 4	56 A	Purdue	3 1	167 A	Butler	0 4
						62 N	Nebraska	2 4	167 A	Butler	0 2
						62 N	Nebraska	0 8	167 A	Butler	5 4
						64 A	Miami (OH)	0 1	167 N	Butler	9 1
						68 N	Ball St.	5 4	168 N	Eastern Mich.	0 2
						68 N	Ball St.	2 9	177 H	Northern Ill.	9 1
						83 N	North Texas	9 12	177 H	Northern Ill.	10 3
						84 A	Valparaiso	1 2	178 H	Ill.-Chicago	7 6
						84 A	Valparaiso	0 2	178 H	Ill.-Chicago	3 6
						84 A	Valparaiso	4 1	178 H	Ill.-Chicago	1 0
						84 A	Valparaiso	1 2	194 A	Wright St.	1 0
						84 A	Valparaiso	3 2	194 A	Wright St.	1 3
									194 A	Wright St.	8 0
									200 A	Wichita St.	9 6
									200 A	Wichita St.	5 3
									216 A	Green Bay	4 0
									216 A	Green Bay	2 5
									216 A	Green Bay	9 0
									216 N	Green Bay	2 0
									217 N	Austin Peay	1 8
									217 N	Austin Peay	1 4
									247 H	Cleveland St.	3 0
									247 H	Cleveland St.	3 4
									247 H	Cleveland St.	3 5
<hr/>											
LAST 10 GAMES											
			84 A	Valparaiso	1 2	261 H	Detroit	5 1	217 N	Austin Peay	1 8
			84 A	Valparaiso	1 2	84 A	Valparaiso	0 2	217 N	Austin Peay	1 4
			167 N	Butler	9 1	84 A	Valparaiso	4 1	247 H	Cleveland St.	3 0
			216 N	Green Bay	2 0	84 A	Valparaiso	3 2	247 H	Cleveland St.	3 4
			261 H	Detroit	9 1	56 A	Purdue	3 1	247 H	Cleveland St.	3 5

Non-Div. I Games:

Loyola Chicago

RPI	S	Opponent	Score	
261	H	Detroit	5	1
261	H	Detroit	9	1
284	N	Ark.-Pine Bluff	15	1

Loyola Chicago

L
o
y
o
l
a
C
h
i
c
a
g
o

L
o
y
o
l
a
C
h
i
c
a
g
o

Average RPI Win:	185	WON-LOST	WINNING	LAST 10	STRENGTH OF	OPP. STRENGTH	TEAM	ADJ	CONF.	ADJ CONF.						
Average RPI Loss:	96	RECORD	PCT. RANK	GAMES	SCHEDULE	OF SCHEDULE	RPI	RPI	RPI	RPI						
DIV. I ONLY		27-23-0	.54	110	8-2-0	148	123	126	.50331	128	23	22				
DIV. I NON-CONF.		7-17-0	.29167	240	0-2-0	38	19	153	.48961	152	20	19				
<hr/>																
TOTALS	RPI 1-25	RPI 26-50		W-L RECORDS		RPI 51-100		RPI 101-150		RPI 150+						
27-23-0	0-7-0	0-2-0		OVERALL		1-4-0		5-2-0		21-8-0						
10-4-0	0-0-0	0-0-0		HOME		0-2-0		0-0-0		10-2-0						
7-12-0	0-4-0	0-0-0		AWAY		0-1-0		0-1-0		7-6-0						
10-7-0	0-3-0	0-2-0		NEUTRAL		1-1-0		5-1-0		4-0-0						
<hr/>																
7-17-0	0-7-0	0-2-0		NON-CONFERENCE		1-4-0		3-2-0		3-2-0						
0-2-0	0-0-0	0-0-0		HOME		0-2-0		0-0-0		0-0-0						
0-8-0	0-4-0	0-0-		AWAY		0-1-0		0-1-0		0-2-0						
7-7-0	0-3-0	0-2-0		NEUTRAL		1-1-0		3-1-0		3-0-0						
<hr/>																
20-6-0	0-0-0	0-0-0		CONFERENCE		0-0-0		2-0-0		18-6-0						
10-2-0	0-0-0	0-0-0		HOME		0-0-0		0-0-0		10-2-0						
7-4-0	0-0-0	0-0-0		AWAY		0-0-0		0-0-0		7-4-0						
3-0-0	0-0-0	0-0-0		NEUTRAL		0-0-0		2-0-0		1-0-0						
<hr/>																
RPI	S	Opponent	Score		RPI	S	Opponent	Score		RPI	S	Opponent	Score			
9	A	Oregon	0	1	33	N	BYU	1	4	58	A	Boise St.	5	6		
9	A	Oregon	4	10	45	N	San Diego St.	3	7	58	H	Boise St.	2	3		
19	N	Stanford	0	7						58	H	Boise St.	0	4		
20	N	Hawaii	3	11						71	N	Utah	2	0		
23	N	Texas Tech	1	5						71	N	Utah	1	3		
24	A	Oregon St.	0	2												
24	A	Oregon St.	2	3												
															</	

Portland St.

Portland St.

Portland St.

Average RPI Win:		218	WON-LOST RECORD		WINNING PCT. RANK		LAST 10 GAMES		STRENGTH OF SCHEDULE		OPP. STRENGTH OF SCHEDULE		TEAM RPI		ADJ RPI		CONF. RPI		ADJ CONF. RPI					
DIV. I ONLY			31-19-0		.62		69		7-3-0		165		232		116		.50218		129		20		21	
DIV. I NON-CONF.			20-10-0		.66667		52		2-0-0		178		247		99		.51491		111		23		25	
TOTALS		RPI 1-25		RPI 26-50		W-L RECORDS		RPI 51-100		RPI 101-150		RPI 150+												
31-19-0		0-5-0		0-2-0		OVERALL		2-0-0		3-6-0		26-6-0												
10-5-0		0-0-0		0-0-0		HOME		0-0-0		2-4-0		8-1-0												
15-12-0		0-4-0		0-2-0		AWAY		0-0-0		0-2-0		15-4-0												
6-2-0		0-1-0		0-0-0		NEUTRAL		2-0-0		1-0-0		3-1-0												
20-10-0		0-5-0		0-2-0		NON-CONFERENCE		2-0-0		1-0-0		17-3-0												
5-0-0		0-0-0		0-0-0		HOME		0-0-0		0-0-0		5-0-0												
9-8-0		0-4-0		0-0-		AWAY		0-0-0		0-0-0		9-2-0												
6-2-0		0-1-0		0-0-0		NEUTRAL		2-0-0		1-0-0		3-1-0												
11-9-0		0-0-0		0-0-0		CONFERENCE		0-0-0		2-6-0		9-3-0												
5-5-0		0-0-0		0-0-0		HOME		0-0-0		2-4-0		3-1-0												
6-4-0		0-0-0		0-0-0		AWAY		0-0-0		0-2-0		6-2-0												
0-0-0		0-0-0		0-0-0		NEUTRAL		0-0-0		0-0-0		0-0-0												
RPI	S	Opponent		Score		RPI	S	Opponent		Score		RPI	S	Opponent		Score								
3	A	Arizona St.		0	8	49	A	Hofstra		3	11	64	N	Miami (OH)		5	3							
3	A	Arizona St.		1	11	49	A	Hofstra		0	6	72	N	UNI		2	1							
3	A	Arizona St.		0	10									105		N	Penn St.		4	3				
3	A	Arizona St.		2	14									116		H	Quinnipiac		4	2				
17	N	South Fla.		0	10									116		H	Quinnipiac		2	3				
														117		A	Robert Morris		1	4				
														117		A	Robert Morris		0	4				
														123		H	LIU Brooklyn		1	3				
														123		H	LIU Brooklyn		3	4				
														150		H	Monmouth		8	5				
														150		H	Monmouth		6	11				
														152		N	Bradley		11	6				
														172		A	Bryant		14	3				
														172		A	Bryant		6	2				
														183		H	Fairfield		8	5				
														183		H	Fairfield		2	0				
														184		A	Fairleigh Dickinson		2	3				
														184		A	Fairleigh Dickinson		2	3				
														210		A	Saint Francis (PA)		7	5				
														210		A	Saint Francis (PA)		6	2				
														220		A	Sacred Heart		10	1				
														220		A	Sacred Heart		2	0				
														252		H	Mt. St. Mary's		9	2				
														252		H	Mt. St. Mary's		1	3				
														253		A	Norfolk St.		5	3				
														253		A	Norfolk St.		4	0				
														253		A	Norfolk St.		6	0				
														253		A	Norfolk St.		6	3				
														259		H	Wagner		8	0				
														</										

RPI	S	Opponent	Score	
259	H	Wagner	2	1
262	A	Hampton	3	2
262	N	Hampton	1	3
263	A	Coppin St.	5	0
263	A	Coppin St.	4	5
266	H	Hartford	5	4
266	H	Hartford	13	7
268	A	Yale	4	0
268	A	Yale	8	10
277	A	Holy Cross	8	3
277	A	Holy Cross	13	2
277	H	Holy Cross	9	3
289	N	UMES	9	0
289	N	UMES	7	0

Central Conn. St.

C
e
n
t
r
a
l
C
o
n
n
.
S
t
.

C
e
n
t
r
a
l
C
o
n
n
.
S
t
.

RPI	S	Opponent	Score	
213	N	Weber St.	1	2
228	N	Rhode Island	5	3
228	N	Rhode Island	8	0
233	N	CSU Bakersfield	11	5
244	N	Colgate	6	0
246	N	Princeton	9	7
248	N	Dartmouth	0	5
274	N	Bucknell	15	0

Kent St.

K
e
n
t
S
t
.

K
e
n
t
S
t
.

Average RPI Win:		161	WON-LOST RECORD		WINNING PCT. RANK		LAST 10 GAMES		STRENGTH OF SCHEDULE		OPP. STRENGTH OF SCHEDULE		TEAM RPI		ADJ RPI		CONF. RPI		ADJ CONF. RPI				
Average RPI Loss:		94																					
DIV. I ONLY			25-26-0		.4902 150		5-5-0		135		107		136		.50086 131		7		7				
DIV. I NON-CONF.			15-9-0		.625 72		0-0-0		258		252		152		.48967 151		7		7				
TOTALS		RPI 1-25		RPI 26-50		W-L RECORDS		RPI 51-100		RPI 101-150		RPI 150+											
25-26-0		1-2-0		1-6-0		OVERALL		6-9-0		3-5-0		14-4-0											
12-6-0		0-0-0		0-0-0		HOME		5-4-0		0-0-0		7-2-0											
7-15-0		1-2-0		0-5-0		AWAY		0-3-0		2-4-0		4-1-0											
6-5-0		0-0-0		1-1-0		NEUTRAL		1-2-0		1-1-0		3-1-0											
15-9-0		0-0-0		1-2-0		NON-CONFERENCE		0-1-0		2-3-0		12-3-0											
5-1-0		0-0-0		0-0-0		HOME		0-0-0		0-0-0		5-1-0											
5-5-0		0-0-0		0-0-		AWAY		0-0-0		1-2-0		4-1-0											
5-3-0		0-0-0		1-0-0		NEUTRAL		0-1-0		1-1-0		3-1-0											
10-17-0		1-2-0		0-4-0		CONFERENCE		6-8-0		1-2-0		2-1-0											
7-5-0		0-0-0		0-0-0		HOME		5-4-0		0-0-0		2-1-0											
2-10-0		1-2-0		0-3-0		AWAY		0-3-0		1-2-0		0-0-0											
1-2-0		0-0-0		0-1-0		NEUTRAL		1-1-0		0-0-0		0-0-0											
RPI	S	Opponent		Score		RPI	S	Opponent		Score		RPI	S	Opponent		Score							
12	A	La.-Lafayette		4 2		29	N	Virginia Tech		2 1		63	A	FIU		0 4		108	N	McNeese St.		0 2	
12	A	La.-Lafayette		4 11		42	A	Houston		0 9		63	A	FIU		0 8		108	N	McNeese St.		6 2	
12	A	La.-Lafayette		3 8		42	A	Houston		0 13		63	A	FIU		5 8		112	A	Col. of Charleston		5 4	
						43	A	South Ala.		2 7		66	H	Troy		3 4		138	A	Central Ark.		0 5	
						43	A	South Ala.		1 2		66	H	Troy		2 1		146	A	Memphis		1 6	
						43	A	South Ala.		1 9		66	H	Troy		5 3		147	A	Middle Tenn.		4 6	
						43	N	South Ala.		0 6		66	N	Troy		10 4		147	A	Middle Tenn.		8 2	
												70	N	Lipscomb		0 2		147	A	Middle Tenn.		0 4	
												79	H	Western Ky.		1 4		156	H	Fla. Atlantic		8 3	
												79	H	Western Ky.		1 4		156	H	Fla. Atlantic		4 3	
												79	H	Western Ky.		1 0		156	H	Fla. Atlantic		3 6	
												79	N	Western Ky.		3 5		165	H	SIU Edwardsville		7 6	
												83	H	North Texas		2 1		209	N	Southeast Mo. St.		4 8	
												83	H	North Texas		2 1		212	A	Stephen F. Austin		3 1	
												83	H	North Texas		1 4		212	H	Stephen F. Austin		5 4	
																		219	A	Samford		7 6	
																		226	H	IUPUI		3 11	
																		227	A	Nicholls St.		7 4	
																		230	A	Northwestern St.		1 3	
																		230	A	Northwestern St.		8 3	
																		230	H	Northwestern St.		10 0	
																		241	H	Jackson St.		5 2	
																		259	N	Wagner		6 2	
																		286	H	Grambling		12 3	
																		288	N	Southern U.		8 2	
																		288	N	Southern U.		9 0	
				LAST 10 GAMES																			
						79	N	Western Ky.		3 5		12	A	La.-Lafayette		4 2		259	N	Wagner		6 2	
						66	N	Troy		10 4		156	H	Fla. Atlantic		3 6		286	H	Grambling		12 3	
						43	N	South Ala.		0 6		156	H	Fla. Atlantic		4 3		288	N	Southern U.		8 2	
						12	A	La.-Lafayette		4 11		156	H	Fla. Atlantic		8 3		288	N	Southern U.		9 0	
						12	A	La.-Lafayette		3 8		79	H	Western Ky.		1 0							

Non-Div. I Games:

La.-Monroe

Average RPI Win:		157	WON-LOST RECORD		WINNING PCT. RANK		LAST 10 GAMES		STRENGTH OF SCHEDULE		OPP. STRENGTH OF SCHEDULE		TEAM RPI		ADJ RPI		CONF. RPI		ADJ CONF. RPI		
DIV. I ONLY			24-28-0		.46154 165		7-3-0		128		84		139		.49955 132		17		14		
DIV. I NON-CONF.			10-21-0		.32258 227		0-0-0		51		28		154		.49191 145		12		12		
TOTALS		RPI 1-25		RPI 26-50		W-L RECORDS		RPI 51-100		RPI 101-150		RPI 150+									
24-28-0		1-8-0		1-2-0		OVERALL		4-3-0		4-11-0		14-4-0									
10-11-0		1-0-0		0-0-0		HOME		0-1-0		4-8-0		5-2-0									
10-6-0		0-1-0		0-1-0		AWAY		2-1-0		0-1-0		8-2-0									
4-11-0		0-7-0		1-1-0		NEUTRAL		2-1-0		0-2-0		1-0-0									
10-21-0		1-8-0		1-2-0		NON-CONFERENCE		2-2-0		1-8-0		5-1-0									
5-7-0		1-0-0		0-0-0		HOME		0-1-0		1-5-0		3-1-0									
1-3-0		0-1-0		0-0-		AWAY		0-0-0		0-1-0		1-0-0									
4-11-0		0-7-0		1-1-0		NEUTRAL		2-1-0		0-2-0		1-0-0									
14-7-0		0-0-0		0-0-0		CONFERENCE		2-1-0		3-3-0		9-3-0									
5-4-0		0-0-0		0-0-0		HOME		0-0-0		3-3-0		2-1-0									
9-3-0		0-0-0		0-0-0		AWAY		2-1-0		0-0-0		7-2-0									
0-0-0		0-0-0		0-0-0		NEUTRAL		0-0-0		0-0-0		0-0-0									
RPI	S	Opponent		Score		RPI	S	Opponent		Score		RPI	S	Opponent		Score					
1	A	California		3	11	33	N	BYU		0	9	58	H	Boise St.		0	3				
6	N	Oklahoma		0	10	41	N	UCF		6	4	60	N	Virginia		11	5				
11	N	Arizona		0	8	45	A	San Diego St.		0	3	90	N	Fordham		6	2				
13	N	UCLA		1	7							96	A	Pacific		3	0				
14	N	Missouri		0	8							96	A	Pacific		6	4				
18	N	Washington		1	14							96	A	Pacific		0	1				
18	N	Washington		3	11							98	N	New Mexico		5	7				
19	H	Stanford		2	1																
22	N	Syracuse		3	5																
LAST 10 GAMES																					
199 A Cal St. Fullerton						5	3	96 A Pacific						6	4	187 A Cal Poly					
199 A Cal St. Fullerton						1	9	104 H UC Santa Barbara						1	2	199 A Cal St. Fullerton					
199 A Cal St. Fullerton						5	0	104 H UC Santa Barbara						4	3	199 A Cal St. Fullerton					
96 A Pacific						3	0	104 H UC Santa Barbara						4	2	211 A Cal St. Northridge					
96 A Pacific						0	1	187 A Cal Poly						3	0	211 A Cal St. Northridge					

RPI	S	Opponent	Score	
211	A	Cal St. Northridge	2	0
233	H	CSU Bakersfield	1	2
234	H	Idaho St.	7	0
234	H	Idaho St.	5	0
234	H	Idaho St.	3	2
254	A	Santa Clara	3	2

UC Davis

U
C
D
a
v
i
s

U
C
D
a
v
i
s

Average RPI Win:	198	WON-LOST	WINNING	LAST 10	STRENGTH OF	OPP. STRENGTH	TEAM	ADJ	CONF.	ADJ CONF.		
Average RPI Loss:	134	RECORD	PCT. RANK	GAMES	SCHEDULE	OF SCHEDULE	RPI	RPI	RPI	RPI		
DIV. I ONLY		27-22-0	.55102	105	6-4-0	162	223	135	.49859	133	19	19
DIV. I NON-CONF.		15-14-0	.51724	126	0-0-0	120	250	129	.50203	130	18	18
<hr/>												
TOTALS	RPI 1-25	RPI 26-50		W-L RECORDS		RPI 51-100		RPI 101-150		RPI 150+		
27-22-0	0-1-0	0-1-0		OVERALL		3-5-0		3-4-0		21-11-0		
10-8-0	0-0-0	0-0-0		HOME		1-1-0		2-2-0		7-5-0		
10-6-0	0-0-0	0-1-0		AWAY		0-2-0		0-0-0		10-3-0		
7-8-0	0-1-0	0-0-0		NEUTRAL		2-2-0		1-2-0		4-3-0		
15-14-0	0-1-0	0-0-0		NON-CONFERENCE		2-4-0		3-4-0		10-5-0		
4-4-0	0-0-0	0-0-0		HOME		0-0-0		2-2-0		2-2-0		
4-4-0	0-0-0	0-0-		AWAY		0-2-0		0-0-0		4-2-0		
7-6-0	0-1-0	0-0-0		NEUTRAL		2-2-0		1-2-0		4-1-0		
12-8-0	0-0-0	0-1-0		CONFERENCE		1-1-0		0-0-0		11-6-0		
6-4-0	0-0-0	0-0-0		HOME		1-1-0		0-0-0		5-3-0		
6-2-0	0-0-0	0-1-0		AWAY		0-0-0		0-0-0		6-1-0		
0-2-0	0-0-0	0-0-0		NEUTRAL		0-0-0		0-0-0		0-2-0		
<hr/>												
RPI S	Opponent	Score		RPI S	Opponent	Score		RPI S	Opponent	Score		
25 N	Michigan	3	4	34 A	Massachusetts	0	9	56 N	Purdue	5	1	
								68 N	Ball St.	0	8	
								77 N	IPFW	2	1	
								77 N	IPFW	0	4	
								90 H	Fordham	6	5	
								90 H	Fordham	0	5	
								97 A	Coastal Caro.	0	4	
								97 A	Coastal Caro.	0	7	

Non-Div. I Games:

Temple

RPI	S	Opponent	Score	
225	N	East Tenn. St.	4	3
228	A	Rhode Island	7	4
228	A	Rhode Island	10	1
247	N	Cleveland St.	6	1
251	A	Delaware	8	0
251	A	Delaware	4	2
259	H	Wagner	3	2
259	H	Wagner	4	0
264	H	La Salle	8	0
264	H	La Salle	4	3
279	A	Lafayette	9	1
279	A	Lafayette	10	2

Temple

T
e
m
p
l
e

T
e
m
p
l
e

[illegible]

Non-Div. I Games:

Sacramento St.

RPI	S	Opponent	Score	
233	H	CSU Bakersfield	12	4
233	H	CSU Bakersfield	7	1
234	N	Idaho St.	10	2
234	N	Idaho St.	1	0
246	H	Princeton	10	1
251	N	Delaware	9	5
251	N	Delaware	6	0
254	H	Santa Clara	5	4
254	H	Santa Clara	2	1
254	H	Santa Clara	3	0
254	H	Santa Clara	7	4

Sacramento St.

S
a
c
r
a
m
e
n
t
o
s
t
.

Average RPI Win:		204	WON-LOST RECORD		WINNING PCT. RANK		LAST 10 GAMES		STRENGTH OF SCHEDULE		OPP. STRENGTH OF SCHEDULE		TEAM RPI		ADJ RPI		CONF. RPI		ADJ CONF. RPI	
DIV. I ONLY			28-25-1		.52778 120		4-6-0		160		138		134		.49783 135		13		13	
DIV. I NON-CONF.			12-13-1		.48077 144		1-0-0		156		139		149		.49102 147		14		14	
TOTALS		RPI 1-25		RPI 26-50		W-L RECORDS		RPI 51-100		RPI 101-150		RPI 150+								
28-25-1		0-5-0		0-0-0		OVERALL		3-13-0		1-4-0		24-3-1								
11-5-0		0-0-0		0-0-0		HOME		1-2-0		1-3-0		9-0-0								
11-15-1		0-5-0		0-0-0		AWAY		1-7-0		0-0-0		10-3-1								
6-5-0		0-0-0		0-0-0		NEUTRAL		1-4-0		0-1-0		5-0-0								
12-13-1		0-5-0		0-0-0		NON-CONFERENCE		2-5-0		0-2-0		10-1-1								
3-1-0		0-0-0		0-0-0		HOME		1-0-0		0-1-0		2-0-0								
4-7-1		0-5-0		0-0-		AWAY		0-1-0		0-0-0		4-1-1								
5-5-0		0-0-0		0-0-0		NEUTRAL		1-4-0		0-1-0		4-0-0								
16-12-0		0-0-0		0-0-0		CONFERENCE		1-8-0		1-2-0		14-2-0								
8-4-0		0-0-0		0-0-0		HOME		0-2-0		1-2-0		7-0-0								
7-8-0		0-0-0		0-0-0		AWAY		1-6-0		0-0-0		6-2-0								
1-0-0		0-0-0		0-0-0		NEUTRAL		0-0-0		0-0-0		1-0-0								
RPI	S	Opponent		Score		RPI	S	Opponent		Score		RPI	S	Opponent		Score				
3	A	Arizona St.		1	3			52	A	Illinois St.		0	8	106	N	New Mexico St.		1	4	
3	A	Arizona St.		3	12			52	A	Illinois St.		3	8	121	H	Iowa St.		3	6	
10	A	Louisville		0	4			52	A	Illinois St.		1	3	142	H	Missouri St.		5	4	
10	A	Louisville		0	8			58	N	Boise St.		3	6	142	H	Missouri St.		0	1	
10	A	Louisville		0	7			62	A	Nebraska		0	3	142	H	Missouri St.		11	13	
								62	H	Nebraska		2	1	152	A	Bradley		4	7	
								72	H	UNI		4	5	152	A	Bradley		2	1	
								72	H	UNI		3	15	152	A	Bradley		11	3	
								74	A	Southern Ill.		4	10	162	A	Drake		0	2	
								74	A	Southern Ill.		2	3	162	A	Drake		5	2	
								74	A	Southern Ill.		7	6	162	H	Drake		6	2	
								74	A	Southern Ill.		8	17	177	N	Northern Ill.		5	4	
								76	N	North Dakota St.		2	6	177	N	Northern Ill.		5	1	
								84	N	Valparaiso		3	1	200	A	Wichita St.		15	7	
								85	N	East Carolina		1	12	200	A	Wichita St.		14	4	
								96	N	Pacific		6	7	200	A	Wichita St.		9	1	
														224	H	Indiana St.		12	4	
														224	H	Indiana St.		9	0	
														224	H	Indiana St.		4	0	
														235	H	Evansville		2	1	
														235	H	Evansville		7	0	
														235	H	Evansville		4	3	
														235	N	Evansville		6	5	
														237	A	South Dakota St.		1	1	
														237	A	South Dakota St.		0	1	
														237	N	South Dakota St.		8	1	
														257	H	South Dakota		15	1	
LAST 10 GAMES																				

Non-Div. I Games:

Creighton

RPI	S	Opponent	Score	
257	H	South Dakota	4	1
278	N	Howard	19	4
284	A	Ark.-Pine Bluff	10	2
284	A	Ark.-Pine Bluff	12	0
284	A	Ark.-Pine Bluff	14	2
284	A	Ark.-Pine Bluff	18	0

Creighton

C
r
e
i
g
h
t
o
n

C
r
e
i
g
h
t
o
n

Average RPI Win: 178		WON-LOST RECORD		WINNING PCT. RANK		LAST 10 GAMES		STRENGTH OF SCHEDULE		OPP. STRENGTH OF SCHEDULE		TEAM RPI		ADJ RPI		CONF. RPI		ADJ CONF. RPI	
DIV. I ONLY		24-28-0		.46154 165		0-10-0		95		154		132		.49776 136		11		11	
DIV. I NON-CONF.		19-14-0		.57576 94		0-2-0		82		208		92		.52591 97		11		11	
TOTALS		RPI 1-25		RPI 26-50		W-L RECORDS		RPI 51-100		RPI 101-150		RPI 150+							
24-28-0		0-2-0		1-3-0		OVERALL		5-16-0		2-2-0		16-5-0							
6-8-0		0-0-0		1-1-0		HOME		2-4-0		0-0-0		3-3-0							
10-13-0		0-2-0		0-1-0		AWAY		2-6-0		0-2-0		8-1-0							
8-7-0		0-0-0		0-0-0		NEUTRAL		1-6-0		2-0-0		5-1-0							
19-14-0		0-2-0		1-3-0		NON-CONFERENCE		2-6-0		2-0-0		14-3-0							
4-2-0		0-0-0		1-1-0		HOME		0-0-0		0-0-0		3-1-0							
7-6-0		0-2-0		0-0-		AWAY		1-1-0		0-0-0		6-1-0							
8-6-0		0-0-0		0-0-0		NEUTRAL		1-5-0		2-0-0		5-1-0							
5-14-0		0-0-0		0-0-0		CONFERENCE		3-10-0		0-2-0		2-2-0							
2-6-0		0-0-0		0-0-0		HOME		2-4-0		0-0-0		0-2-0							
3-7-0		0-0-0		0-0-0		AWAY		1-5-0		0-2-0		2-0-0							
0-1-0		0-0-0		0-0-0		NEUTRAL		0-1-0		0-0-0		0-0-0							
RPI	S	Opponent		Score		RPI	S	Opponent		Score		RPI	S	Opponent		Score			
15	A	Georgia		0	2	43	A	South Ala.		0	3	64	N	Miami (OH)		4	11		
16	A	Florida St.		0	3	43	A	South Ala.		1	3	67	N	Rutgers		14	6		
						48	H	Ga. Southern		3	2	69	N	Minnesota		1	3		
						48	H	Ga. Southern		2	5	70	H	Lipscomb		2	5		
												70	H	Lipscomb		2	8		
												73	A	Kennesaw St.		1	9		
												73	A	Kennesaw St.		3	7		
												73	N	Kennesaw St.		1	6		
												74	N	Southern Ill.		4	10		
												75	A	Georgia St.		1	2		
												75	A	Georgia St.		3	2		
												76	N	North Dakota St.		2	7		
												80	H	Jacksonville		6	2		
												80	H	Jacksonville		0	3		
												81	A	Fla. Gulf Coast		1	9		
												81	A	Fla. Gulf Coast		2	10		
												82	A	S.C. Upstate		7	8		
												82	A	S.C. Upstate		4	1		
												87	H	North Florida		1	2		
												87	H	North Florida		3	2		
LAST 10 GAMES																			
						73	A	Kennesaw St.		3	7								
						73	A	Kennesaw St.		1	9								
						43	A	South Ala.		1	3								
						43	A	South Ala.		0	3								
						70	H	Lipscomb		2	5								
												125	A	Stetson		3	6		
												125	A	Stetson		4	6		
												144	N	Ohio		9	6		
												148	N	Mississippi Val.		8	0		
												164	N	Eastern Ill.		2	0		
												164	N	Eastern Ill.		9	6		
												191	A	Florida A&M		4	3		
												191	A	Florida A&M		10	1		
												208	N	Western Caro.		12	4		
												208	N	Western Caro.		13	2		
												214	N	St. Bonaventure		8	0		
												215	H	Belmont		3	4		
												215	H	Belmont		6	7		
												217	N	Austin Peay		9	11		
												219	A	Samford		6	2		
												219	A	Samford		7	4		
												225	A	East Tenn. St.		3	2		
												225	A	East Tenn. St.		4	3		
												245	H	Presbyterian		12	0		
												245	H	Presbyterian		0	9		
												250	A	Savannah St.		9	3		
												250	A	Savannah St.		2	3		
												256	A	Tennessee St.		6	5		
												275	H	Alabama St.		3	2		
												275	H	Alabama St.		6	2		

Non-Div. I Games:

Mercer

RPI	S	Opponent	Score
97	N	Coastal Caro.	3 9
70	H	Lipscomb	2 8
215	H	Belmont	6 7
215	H	Belmont	3 4
81	A	Fla. Gulf Coast	2 10
81	A	Fla. Gulf Coast	1 9

M
e
r
c
e
r

M
e
r
c
e
r

Average RPI Win:	196	WON-LOST RECORD	WINNING PCT. RANK	LAST 10 GAMES	STRENGTH OF SCHEDULE	OPP. STRENGTH OF SCHEDULE	TEAM RPI	ADJ RPI	CONF. RPI	ADJ CONF. RPI			
DIV. I ONLY		32-24-0	.57143	97	4-6-0	213	126	140	.49691	137	5	5	
DIV. I NON-CONF.		25-8-0	.75758	33	0-0-0	249	246	96	.52619	96	6	6	
<hr/>													
TOTALS	RPI 1-25	RPI 26-50		W-L RECORDS		RPI 51-100		RPI 101-150		RPI 150+			
32-24-0	0-5-0	0-0-0		OVERALL		4-6-0		6-5-0		22-8-0			
7-9-0	0-2-0	0-0-0		HOME		0-0-0		1-2-0		6-5-0			
10-11-0	0-3-0	0-0-0		AWAY		1-6-0		2-2-0		7-0-0			
15-4-0	0-0-0	0-0-0		NEUTRAL		3-0-0		3-1-0		9-3-0			
25-8-0	0-0-0	0-0-0		NON-CONFERENCE		3-1-0		5-3-0		17-4-0			
4-1-0	0-0-0	0-0-0		HOME		0-0-0		0-0-0		4-1-0			
7-3-0	0-0-0	0-0-		AWAY		0-1-0		2-2-0		5-0-0			
14-4-0	0-0-0	0-0-0		NEUTRAL		3-0-0		3-1-0		8-3-0			
7-16-0	0-5-0	0-0-0		CONFERENCE		1-5-0		1-2-0		5-4-0			
3-8-0	0-2-0	0-0-0		HOME		0-0-0		1-2-0		2-4-0			
3-8-0	0-3-0	0-0-0		AWAY		1-5-0		0-0-0		2-0-0			
1-0-0	0-0-0	0-0-0		NEUTRAL		0-0-0		0-0-0		1-0-0			
RPI	S	Opponent	Score	RPI	S	Opponent	Score	RPI	S	Opponent	Score		
10	H	Louisville	4 8					63	A	FIU	2 21		
10	H	Louisville	0 7					67	A	Rutgers	7 3		
17	A	South Fla.	1 2					67	A	Rutgers	3 4		
17	A	South Fla.	2 3					67	A	Rutgers	1 9		
17	A	South Fla.	0 4					80	N	Jacksonville	3 1		
								81	N	Fla. Gulf Coast	7 6		
								82	N	S.C. Upstate	2 1		
								91	A	Connecticut	6 7		
								91	A	Connecticut	3 6		
								91	A	Connecticut	1 4		
										101	N	South Carolina	3 15
										113	H	St. John's (NY)	1 5
										113	H	St. John's (NY)	1 5
										113	H	St. John's (NY)	6 4
										114	N	Western Mich.	6 4
										119	N	Central Mich.	3 2
										138	N	Central Ark.	4 1
										140	A	Penn	3 2
										140	A	Penn	1 3
										150	A	Monmouth	1 5
										150	A	Monmouth	9 2
										152	N	Bradley	7 8
										169	H	Seton Hall	3 4
										169	H	Seton Hall	4 3
										169	H	Seton Hall	2 0
										171	H	Saint Joseph's	3 5
										173	N	Army	0 1
										178	N	Ill.-Chicago	7 10
										186	A	Georgetown	4 3
										186	A	Georgetown	4 1
										193	H	Providence	2 5
										193	H	Providence	3 6
										193	H	Providence	0 1
										193	N	Providence	7 5
										204	N	Toledo	7 2
										229	A	Towson	4 3
										229	A	Towson	4 3
				LAST 10 GAMES									
				169	H	Seton Hall	4 3	17	A	South Fla.	0 4		
				169	H	Seton Hall	3 4	186	A	Georgetown	4 3		
				169	H	Seton Hall	2 0	186	A	Georgetown	4 1		
				17	A	South Fla.	2 3	113	H	St. John's (NY)	1 5		
				17	A	South Fla.	1 2	113	H	St. John's (NY)	1 5		

Non-Div. I Games:

Villanova

RPI	S	Opponent	Score	
237	N	South Dakota St.	8	0
247	N	Cleveland St.	8	0
251	A	Delaware	4	1
251	H	Delaware	5	4
251	H	Delaware	8	0
253	N	Norfolk St.	4	0
255	N	Rider	5	1
259	N	Wagner	7	0
262	N	Hampton	11	1
264	A	La Salle	8	5
264	A	La Salle	8	0
264	N	La Salle	8	0
279	H	Lafayette	4	1
279	H	Lafayette	4	0

Villanova

V
i
l
l
a
n
o
v
a

V
i
l
l
a
n
o
v
a

Average RPI Win:		197	WON-LOST RECORD		WINNING PCT. RANK		LAST 10 GAMES		STRENGTH OF SCHEDULE		OPP. STRENGTH OF SCHEDULE		TEAM RPI		ADJ RPI		CONF. RPI		ADJ CONF. RPI				
DIV. I ONLY			35-22-0		.61404 74		5-5-0		223		199		133		.49571 138		18		18				
DIV. I NON-CONF.			23-12-0		.65714 58		0-2-0		230		222		120		.50625 122		16		16				
TOTALS		RPI 1-25		RPI 26-50		W-L RECORDS		RPI 51-100		RPI 101-150		RPI 150+											
35-22-0		0-1-0		0-3-0		OVERALL		2-5-0		7-6-0		26-7-0											
15-4-0		0-1-0		0-0-0		HOME		1-0-0		5-2-0		9-1-0											
11-11-0		0-0-0		0-3-0		AWAY		0-2-0		1-2-0		10-4-0											
9-7-0		0-0-0		0-0-0		NEUTRAL		1-3-0		1-2-0		7-2-0											
23-12-0		0-1-0		0-1-0		NON-CONFERENCE		2-5-0		4-2-0		17-3-0											
8-1-0		0-1-0		0-0-0		HOME		1-0-0		3-0-0		4-0-0											
6-5-0		0-0-0		0-0-		AWAY		0-2-0		0-1-0		6-1-0											
9-6-0		0-0-0		0-0-0		NEUTRAL		1-3-0		1-1-0		7-2-0											
12-10-0		0-0-0		0-2-0		CONFERENCE		0-0-0		3-4-0		9-4-0											
7-3-0		0-0-0		0-0-0		HOME		0-0-0		2-2-0		5-1-0											
5-6-0		0-0-0		0-2-0		AWAY		0-0-0		1-1-0		4-3-0											
0-1-0		0-0-0		0-0-0		NEUTRAL		0-0-0		0-1-0		0-0-0											
RPI	S	Opponent		Score		RPI	S	Opponent		Score		RPI	S	Opponent		Score		RPI	S	Opponent		Score	
6	H	Oklahoma		0	8	32	A	Tulsa		0	1	56	N	Purdue		6	8	107	H	Sam Houston St.		6	0
						39	A	Texas St.		2	3	75	N	Georgia St.		3	4	107	H	Sam Houston St.		5	1
						39	A	Texas St.		0	2	92	N	Indiana		2	6	107	N	Sam Houston St.		0	1
												95	H	Ole Miss		6	5	108	A	McNeese St.		3	1
												98	A	New Mexico		8	10	108	A	McNeese St.		0	4
												98	A	New Mexico		3	5	117	N	Robert Morris		5	3
												99	N	Boston College		7	2	131	H	La.-Monroe		5	0
																		137	N	Villanova		1	4
																		142	H	Missouri St.		2	0
																		145	H	A&M-Corpus Christi		4	5
																		145	H	A&M-Corpus Christi		6	7
																		148	A	Mississippi Val.		0	1
																		148	H	Mississippi Val.		9	0
																		152	N	Bradley		10	1
																		154	A	Louisiana Tech		9	7
																		154	H	Louisiana Tech		4	3
																		166	A	UTSA		0	3
																		166	A	UTSA		1	2
																		166	A	UTSA		3	4
																		172	N	Bryant		7	3
																		174	N	Saint Louis		7	4
																		192	N	Northern Colo.		0	1
																		204	N	Toledo		4	3
																		207	A	Southern Miss.		7	1
																		207	A	Southern Miss.		10	9
																		212	A	Stephen F. Austin		6	0
																		212	A	Stephen F. Austin		1	0
																		212	A	Stephen F. Austin		1	0
LAST 10 GAMES				107 N Sam Houston St.				0	1	221 H Texas-Arlington				2	0	204 N Toledo				4	3		
				166 A UTSA				3	4	221 H Texas-Arlington				5	2	207 A Southern Miss.				7	1		
				108 A McNeese St.				3	1	212 A Stephen F. Austin				6	0	207 A Southern Miss.				10	9		
				108 A McNeese St.				0	4	212 A Stephen F. Austin				1	0	212 A Stephen F. Austin				6	0		
				6 H Oklahoma				0	8	32 A Tulsa				0	1	212 A Stephen F. Austin				1	0		

Non-Div. I Games: Hendrix 18 1

Central Ark.

RPI	S	Opponent	Score	
221	H	Texas-Arlington	2	0
221	H	Texas-Arlington	5	2
227	H	Nicholls St.	4	1
227	H	Nicholls St.	4	0
228	N	Rhode Island	10	2
228	N	Rhode Island	5	6
230	H	Northwestern St.	3	5
230	H	Northwestern St.	6	1
237	N	South Dakota St.	2	1
241	A	Jackson St.	0	1
241	H	Jackson St.	8	0
243	A	Southeastern La.	5	3
243	A	Southeastern La.	2	0
262	N	Hampton	6	0
282	A	Alcorn St.	12	0
284	A	Ark.-Pine Bluff	11	0
284	A	Ark.-Pine Bluff	17	0
284	H	Ark.-Pine Bluff	9	0
284	H	Ark.-Pine Bluff	8	0

Central Ark.

C
e
n
t
r
a
l
A
r
k
.

C
e
n
t
r
a
l
A
r
k
.

Average RPI Win: 166		WON-LOST RECORD		WINNING PCT. RANK		LAST 10 GAMES		STRENGTH OF SCHEDULE		OPP. STRENGTH OF SCHEDULE		TEAM RPI		ADJ RPI		CONF. RPI		ADJ CONF. RPI	
DIV. I ONLY		28-28-0		.5 140		5-5-0		143		163		141		.49551 139		22		20	
DIV. I NON-CONF.		7-15-0		.31818 232		1-0-0		83		50		171		.4801 161		22		21	
TOTALS		RPI 1-25		RPI 26-50		W-L RECORDS		RPI 51-100		RPI 101-150		RPI 150+							
28-28-0		1-1-0		1-3-0		OVERALL		1-7-0		5-5-0		20-12-0							
13-8-0		0-0-0		0-0-0		HOME		0-3-0		3-2-0		10-3-0							
11-8-0		1-0-0		1-1-0		AWAY		0-0-0		2-1-0		7-6-0							
4-12-0		0-1-0		0-2-0		NEUTRAL		1-4-0		0-2-0		3-3-0							
7-15-0		1-1-0		1-3-0		NON-CONFERENCE		1-7-0		1-2-0		3-2-0							
2-4-0		0-0-0		0-0-0		HOME		0-3-0		1-1-0		1-0-0							
3-1-0		1-0-0		1-0-		AWAY		0-0-0		0-0-0		1-0-0							
2-10-0		0-1-0		0-2-0		NEUTRAL		1-4-0		0-1-0		1-2-0							
21-13-0		0-0-0		0-0-0		CONFERENCE		0-0-0		4-3-0		17-10-0							
11-4-0		0-0-0		0-0-0		HOME		0-0-0		2-1-0		9-3-0							
8-7-0		0-0-0		0-0-0		AWAY		0-0-0		2-1-0		6-6-0							
2-2-0		0-0-0		0-0-0		NEUTRAL		0-0-0		0-1-0		2-1-0							
RPI	S	Opponent	Score		RPI	S	Opponent	Score		RPI	S	Opponent	Score						
2	N	Alabama	0	3	35	N	Mississippi St.	1	8	55	N	Radford	2	3					
21	A	Georgia Tech	13	6	36	N	Kentucky	1	2	70	N	Lipscomb	0	2					
					40	A	UAB	6	5	74	H	Southern Ill.	9	10					
					48	A	Ga. Southern	4	7	75	H	Georgia St.	3	5					
										75	H	Georgia St.	2	4					
										79	N	Western Ky.	5	6					
										86	N	Albany (NY)	5	6					
										87	N	North Florida	3	2					
												115	H	UT Martin	1	4			
												115	H	UT Martin	6	3			
												115	H	UT Martin	10	2			
												124	A	Murray St.	6	0			
												124	A	Murray St.	8	5			
												124	A	Murray St.	1	2			
												124	N	Murray St.	3	5			
												146	N	Memphis	5	10			
												147	H	Middle Tenn.	8	7			
												147	H	Middle Tenn.	2	10			
												158	H	Eastern Ky.	4	8			
												158	H	Eastern Ky.	3	1			
												158	H	Eastern Ky.	5	4			
												158	N	Eastern Ky.	9	0			
												160	A	Tennessee Tech	5	1			
												160	A	Tennessee Tech	6	0			
												160	H	Tennessee Tech	1	4			
												160	N	Tennessee Tech	1	2			
												164	H	Eastern Ill.	5	2			
												164	H	Eastern Ill.	7	1			
												164	H	Eastern Ill.	5	0			
												164	N	Eastern Ill.	7	5			
												165	H	SIU Edwardsville	9	8			
												165	H	SIU Edwardsville	11	3			
												165	H	SIU Edwardsville	1	2			
												170	N	UNC Greensboro	8	3			
												205	N	Furman	5	6			
LAST 10 GAMES					LAST 10 GAMES					LAST 10 GAMES									

Non-Div. I Games:

Jacksonville St.

RPI	S	Opponent	Score	
208	N	Western Caro.	4	6
209	A	Southeast Mo. St.	2	1
209	A	Southeast Mo. St.	9	8
209	A	Southeast Mo. St.	1	3
217	A	Austin Peay	2	3
217	A	Austin Peay	3	5
217	A	Austin Peay	2	8
223	A	Morehead St.	7	4
223	A	Morehead St.	1	4
223	A	Morehead St.	2	10
243	H	Southeastern La.	15	10
256	A	Tennessee St.	2	0
256	H	Tennessee St.	6	3
256	H	Tennessee St.	10	1
275	A	Alabama St.	20	0

Jacksonville St.

J
a
c
k
s
o
n
v
i
l
l
e
s
t
.

J
a
c
k
s
o
n
v
i
l
l
e
s
t
.

RPI	S	Opponent	Score	
206	A	UTEP	9	2
211	N	Cal St. Northridge	3	4
213	A	Weber St.	7	1
213	A	Weber St.	3	5
241	A	Jackson St.	4	3
241	A	Jackson St.	11	4

Nevada

Penn

Penn

RPI	S	Opponent	Score	
255	H	Rider	9	1
257	N	South Dakota	1	0
257	N	South Dakota	3	2
261	N	Detroit	6	2
264	H	La Salle	8	0
264	H	La Salle	5	1
268	H	Yale	1	0
268	H	Yale	14	3
269	H	Brown	7	4
269	H	Brown	5	4
270	A	Columbia	11	1
270	A	Columbia	8	2
270	H	Columbia	5	1
270	H	Columbia	9	1
273	N	Manhattan	9	1
277	N	Holy Cross	3	2

P
e
n
n

p
e
n
n

[illegible]

Non-Div. I Games:

Missouri St.

Missouri.

Missouri.

Missouri St.

Average RPI Win:		185	WON-LOST RECORD		WINNING PCT. RANK	LAST 10 GAMES		STRENGTH OF SCHEDULE		OPP. STRENGTH OF SCHEDULE	TEAM RPI	ADJ RPI	CONF. RPI	ADJ CONF. RPI			
DIV. I ONLY			29-25-0		.53704	111		176		134	137	.49372	143	21	24		
DIV. I NON-CONF.			14-14-0		.5	131		144		77	123	.50358	126	21	22		
TOTALS		RPI 1-25		RPI 26-50		W-L RECORDS		RPI 51-100		RPI 101-150		RPI 150+					
29-25-0		0-2-0		0-5-0		OVERALL		5-8-0		6-2-0		18-8-0					
16-7-0		0-0-0		0-2-0		HOME		0-0-0		4-1-0		12-4-0					
9-15-0		0-2-0		0-2-0		AWAY		4-7-0		2-1-0		3-3-0					
4-3-0		0-0-0		0-1-0		NEUTRAL		1-1-0		0-0-0		3-1-0					
14-14-0		0-2-0		0-5-0		NON-CONFERENCE		3-3-0		4-0-0		7-4-0					
6-5-0		0-0-0		0-2-0		HOME		0-0-0		2-0-0		4-3-0					
4-7-0		0-2-0		0-0-		AWAY		2-3-0		2-0-0		0-0-0					
4-2-0		0-0-0		0-1-0		NEUTRAL		1-0-0		0-0-0		3-1-0					
15-11-0		0-0-0		0-0-0		CONFERENCE		2-5-0		2-2-0		11-4-0					
10-2-0		0-0-0		0-0-0		HOME		0-0-0		2-1-0		8-1-0					
5-8-0		0-0-0		0-0-0		AWAY		2-4-0		0-1-0		3-3-0					
0-1-0		0-0-0		0-0-0		NEUTRAL		0-1-0		0-0-0		0-0-0					
RPI	S	Opponent		Score		RPI	S	Opponent		Score		RPI	S	Opponent		Score	
11	A	Arizona		0	8	33	A	BYU		4	6	71	A	Utah		2	18
11	A	Arizona		1	9	33	A	BYU		0	8	71	A	Utah		3	8
						33	H	BYU		2	7	76	A	North Dakota St.		11	6
						33	H	BYU		5	13	76	A	North Dakota St.		1	5
						40	N	UAB		0	2	76	A	North Dakota St.		4	5
												77	A	IPFW		4	12
												77	A	IPFW		3	5
												77	A	IPFW		1	0
												77	N	IPFW		2	3
												79	N	Western Ky.		5	4
												94	A	San Jose St.		7	2
												94	A	San Jose St.		5	4
												94	A	San Jose St.		4	6

Non-Div. I Games:

Southern Utah

RPI	S	Opponent	Score	
254	N	Santa Clara	8	2
257	H	South Dakota	8	9
257	H	South Dakota	5	0
257	H	South Dakota	12	2
272	H	Oakland	10	1
272	H	Oakland	10	2
272	H	Oakland	9	0

Southern Utah

S
o
u
t
h
e
r
n
U
t
a
h

S
o
u
t
h
e
r
n
U
t
a
h

Average RPI Win:	175	WON-LOST	WINNING	LAST 10	STRENGTH OF	OPP. STRENGTH	TEAM	ADJ	CONF.	ADJ CONF.		
Average RPI Loss:	113	RECORD	PCT. RANK	GAMES	SCHEDULE	OF SCHEDULE	RPI	RPI	RPI	RPI		
DIV. I ONLY		28-29-0	.49123	147	6-4-0	151	143	144	.49097	144	12	12
DIV. I NON-CONF.		14-19-0	.42424	172	1-1-0	171	171	178	.47187	176	13	13
<hr/>												
TOTALS	RPI 1-25	RPI 26-50		W-L RECORDS		RPI 51-100		RPI 101-150		RPI 150+		
28-29-0	0-1-0	0-0-0		OVERALL		2-11-0		6-10-0		20-7-0		
14-5-0	0-0-0	0-0-0		HOME		0-1-0		4-2-0		10-2-0		
7-16-0	0-1-0	0-0-0		AWAY		1-9-0		2-2-0		4-4-0		
7-8-0	0-0-0	0-0-0		NEUTRAL		1-1-0		0-6-0		6-1-0		
14-19-0	0-1-0	0-0-0		NON-CONFERENCE		1-8-0		1-5-0		12-5-0		
3-2-0	0-0-0	0-0-0		HOME		0-1-0		0-0-0		3-1-0		
4-11-0	0-1-0	0-0-		AWAY		0-6-0		1-1-0		3-3-0		
7-6-0	0-0-0	0-0-0		NEUTRAL		1-1-0		0-4-0		6-1-0		
14-10-0	0-0-0	0-0-0		CONFERENCE		1-3-0		5-5-0		8-2-0		
11-3-0	0-0-0	0-0-0		HOME		0-0-0		4-2-0		7-1-0		
3-5-0	0-0-0	0-0-0		AWAY		1-3-0		1-1-0		1-1-0		
0-2-0	0-0-0	0-0-0		NEUTRAL		0-0-0		0-2-0		0-0-0		
RPI S	Opponent	Score	RPI S	Opponent	Score	RPI S	Opponent	Score	RPI S	Opponent	Score	
15 A	Georgia	3 7				53 A	Marshall	0 10	103 H	Bowling Green	2 4	
						53 A	Marshall	6 17	103 H	Bowling Green	3 1	
						60 A	Virginia	2 9	110 N	Longwood	4 14	
						60 H	Virginia	6 7	110 N	Longwood	0 7	
						64 A	Miami (OH)	0 1	114 H	Western Mich.	4 0	
						64 A	Miami (OH)	7 8	114 H	Western Mich.	0 5	
						67 N	Rutgers	9 0	114 N	Western Mich.	2 7	
						68 A	Ball St.	5 8	117 N	Robert Morris	0 1	
						68 A	Ball St.	7 6	118 A	Charleston So.	2 1	
						69 N	Minnesota	0 10	118 A	Charleston So.	1 8	
						82 A	S.C. Upstate	0 6	119 A	Central Mich.	1 3	
						89 A	Ohio St.	5 9	119 A	Central Mich.	10 6	
						89 A	Ohio St.	3 13	130 H	Kent St.	3 2	
									130 H	Kent St.	6 0	
									130 N	Kent St.	5 9	
									136 N	Mercer	6 9	
									158 H	Eastern Ky.	4 1	
									158 H	Eastern Ky.	0 9	
									168 A	Eastern Mich.	6 7	
									168 A	Eastern Mich.	5 4	
									171 N	Saint Joseph's	2 1	
									175 H	Akron	0 2	
									175 H	Akron	9 7	
									177 H	Northern Ill.	9 3	
									177 H	Northern Ill.	4 1	
									194 A	Wright St.	4 8	
									194 A	Wright St.	6 2	
LAST 10 GAMES												
						130 N	Kent St.	5 9	203 H	Buffalo	8 0	
						114 N	Western Mich.	2 7	194 A	Wright St.	6 2	
						130 H	Kent St.	6 0	194 A	Wright St.	4 8	
						130 H	Kent St.	3 2	168 A	Eastern Mich.	5 4	
						203 H	Buffalo	11 3	168 A	Eastern Mich.	6 7	
									194 A	Wright St.	4 8	
									194 A	Wright St.	6 2	

Non-Div. I Games:

Ohio

RPI	S	Opponent	Score	
195	A	Campbell	4	6
197	H	Dayton	10	7
197	H	Dayton	15	8
203	H	Buffalo	8	0
203	H	Buffalo	11	3
204	H	Toledo	4	3
204	H	Toledo	15	1
208	A	Western Caro.	10	5
208	A	Western Caro.	6	9
214	N	St. Bonaventure	3	0
214	N	St. Bonaventure	21	4
229	N	Towson	2	3
244	A	Colgate	4	3
244	N	Colgate	7	0
247	N	Cleveland St.	9	0
261	N	Detroit	13	5

Ohio

Average RPI Win:		175	WON-LOST RECORD		WINNING PCT. RANK		LAST 10 GAMES		STRENGTH OF SCHEDULE		OPP. STRENGTH OF SCHEDULE		TEAM RPI		ADJ RPI		CONF. RPI		ADJ CONF. RPI				
DIV. I ONLY			18-23-0		.43902 181		3-7-0		127		98		149		.49059 145		18		18				
DIV. I NON-CONF.			5-11-0		.3125 233		1-0-0		31		3		127		.50528 123		16		16				
TOTALS		RPI 1-25		RPI 26-50		W-L RECORDS		RPI 51-100		RPI 101-150		RPI 150+											
18-23-0		0-3-0		2-8-0		OVERALL		2-0-0		2-6-0		12-6-0											
8-7-0		0-0-0		1-3-0		HOME		1-0-0		0-2-0		6-2-0											
7-11-0		0-3-0		0-3-0		AWAY		0-0-0		2-2-0		5-3-0											
3-5-0		0-0-0		1-2-0		NEUTRAL		1-0-0		0-2-0		1-1-0											
5-11-0		0-3-0		1-7-0		NON-CONFERENCE		2-0-0		0-0-0		2-1-0											
2-3-0		0-0-0		0-2-0		HOME		1-0-0		0-0-0		1-1-0											
1-6-0		0-3-0		0-0-		AWAY		0-0-0		0-0-0		1-0-0											
2-2-0		0-0-0		1-2-0		NEUTRAL		1-0-0		0-0-0		0-0-0											
13-12-0		0-0-0		1-1-0		CONFERENCE		0-0-0		2-6-0		10-5-0											
6-4-0		0-0-0		1-1-0		HOME		0-0-0		0-2-0		5-1-0											
6-5-0		0-0-0		0-0-0		AWAY		0-0-0		2-2-0		4-3-0											
1-3-0		0-0-0		0-0-0		NEUTRAL		0-0-0		0-2-0		1-1-0											
RPI	S	Opponent		Score		RPI	S	Opponent		Score		RPI	S	Opponent		Score							
5	A	Texas		5	6	36	N	Kentucky		3	2	83	N	North Texas		7	5	107	A	Sam Houston St.		2	8
12	A	La.-Lafayette		1	19	37	H	Baylor		0	3	95	H	Ole Miss		7	4	107	A	Sam Houston St.		0	1
12	A	La.-Lafayette		0	3	37	H	Baylor		1	6							107	N	Sam Houston St.		0	2
						38	N	Oklahoma St.		0	4							108	H	McNeese St.		2	3
						38	N	Oklahoma St.		1	6							108	H	McNeese St.		0	1
						39	H	Texas St.		1	3							108	N	McNeese St.		3	11
						39	H	Texas St.		1	0							138	A	Central Ark.		5	4
						42	A	Houston		0	8							138	A	Central Ark.		7	6
						42	A	Houston		0	4							166	A	UTSA		2	1
						42	A	Houston		0	10							166	H	UTSA		1	6
																		166	H	UTSA		2	1
																		212	H	Stephen F. Austin		4	2
																		212	H	Stephen F. Austin		1	0
																		212	N	Stephen F. Austin		6	7
																		221	A	Texas-Arlington		0	2
																		221	A	Texas-Arlington		1	0
																		227	A	Nicholls St.		11	6
																		227	A	Nicholls St.		0	1
																		227	N	Nicholls St.		9	1
																		230	A	Northwestern St.		3	1
																		230	A	Northwestern St.		0	3
																		238	H	North Dakota		0	2
																		239	A	Houston Baptist		3	0
																		239	H	Houston Baptist		3	2
																		243	H	Southeastern La.		4	0
																		243	H	Southeastern La.		3	1
								LAST 10 GAMES															
								107 N Sam Houston St.				0	2					108 H McNeese St.	0	1			
								166 A UTSA				2	1					108 H McNeese St.	2	3			
								108 N McNeese St.				3	11					107 A Sam Houston St.	0	1			
								227 A Nicholls St.				11	6					107 A Sam Houston St.	2	8			
								227 A Nicholls St.				0	1					239 A Houston Baptist	3	0			

Non-Div. I Games:

A&M-Corpus Christi

[illegible]

Non-Div. I Games:

Memphis

Average RPI Win: 153		WON-LOST	WINNING	LAST 10	STRENGTH OF		OPP. STRENGTH	TEAM	ADJ		CONF.	ADJ CONF.					
Average RPI Loss: 84		RECORD	PCT. RANK	GAMES	SCHEDULE		OF SCHEDULE	RPI	RPI		RPI	RPI					
DIV. I ONLY		16-33-0	.32653	233	4-6-0		52	101	151	.48971	147	7	7				
DIV. I NON-CONF.		11-15-0	.42308	175	1-0-0		57	194	134	.50094	133	7	7				
<hr/>																	
TOTALS		RPI 1-25		RPI 26-50		W-L RECORDS		RPI 51-100		RPI 101-150		RPI 150+					
16-33-0		0-5-0		1-5-0		OVERALL		2-13-0		5-5-0		8-5-0					
7-9-0		0-3-0		0-0-0		HOME		1-4-0		3-1-0		3-1-0					
4-18-0		0-1-0		0-3-0		AWAY		1-7-0		2-3-0		1-4-0					
5-6-0		0-1-0		1-2-0		NEUTRAL		0-2-0		0-1-0		4-0-0					
11-15-0		0-2-0		1-2-0		NON-CONFERENCE		0-3-0		3-4-0		7-4-0					
4-1-0		0-0-0		0-0-0		HOME		0-0-0		1-0-0		3-1-0					
2-8-0		0-1-0		0-0-		AWAY		0-1-0		2-3-0		0-3-0					
5-6-0		0-1-0		1-2-0		NEUTRAL		0-2-0		0-1-0		4-0-0					
5-18-0		0-3-0		0-3-0		CONFERENCE		2-10-0		2-1-0		1-1-0					
3-8-0		0-3-0		0-0-0		HOME		1-4-0		2-1-0		0-0-0					
2-10-0		0-0-0		0-3-0		AWAY		1-6-0		0-0-0		1-1-0					
0-0-0		0-0-0		0-0-0		NEUTRAL		0-0-0		0-0-0		0-0-0					
RPI	S	Opponent		Score		RPI	S	Opponent		Score		RPI	S	Opponent		Score	
4	A	Tennessee		3	6	29	N	Virginia Tech		7	4	63	H	FIU		2	1
10	N	Louisville		1	10	43	A	South Ala.		0	8	63	H	FIU		1	3
12	H	La.-Lafayette		1	9	43	A	South Ala.		2	3	63	H	FIU		0	2
12	H	La.-Lafayette		3	4	43	A	South Ala.		3	4	66	A	Troy		5	6
12	H	La.-Lafayette		0	8	46	N	Kansas		3	6	66	A	Troy		3	8
						46	N	Kansas		3	7	66	A	Troy		4	5
												70	A	Lipscomb		6	8
												70	N	Lipscomb		0	8
												79	A	Western Ky.		8	4
												79	H	Western Ky.		1	10
												79	H	Western Ky.		0	4
												83	A	North Texas		4	8
												83	A	North Texas		2	10
												83	A	North Texas		3	7
												88	N	Stony Brook		6	8
														131 H La.-Monroe		6	4
														131 H La.-Monroe		4	0
														131 H La.-Monroe		2	8
														139 A Jacksonville St.		10	2
														139 A Jacksonville St.		7	8
														151 A Charlotte		4	5
														156 A Fla. Atlantic		1	9
														156 A Fla. Atlantic		11	4
														162 N Drake		2	1
														164 H Eastern Ill.		3	2
														164 H Eastern Ill.		1	2
														168 N Eastern Mich.		6	5
														209 A Southeast Mo. St.		2	8
														209 A Southeast Mo. St.		3	10
														235 H Evansville		1	0
														235 H Evansville		5	2
														259 N Wagner		6	3
														275 N Alabama St.		3	0
<hr/>																	
LAST 10 GAMES																	
						79	H	Western Ky.		1	10	79	A	Western Ky.		8	4
						79	H	Western Ky.		0	4	66	A	Troy		5	6
						156	A	Fla. Atlantic		11	4	66	A	Troy		3	8
						156	A	Fla. Atlantic		1	9	66	A	Troy		4	5
						115	H	UT Martin		4	3	63	H	FIU		2	1

Non-Div. I Games:

Middle Tenn.

Average RPI Win: 241		WON-LOST	WINNING	LAST 10	STRENGTH OF		OPP. STRENGTH	TEAM	ADJ		CONF.	ADJ CONF.			
Average RPI Loss: 99		RECORD	PCT. RANK	GAMES	SCHEDULE		OF SCHEDULE	RPI	RPI	RPI	RPI				
DIV. I ONLY		33-16-0	.67347	47	10-0-0		264	253	143	.48716	148	31	31		
DIV. I NON-CONF.		13-16-0	.44828	161	1-0-0		206	114	181	.46705	187	31	31		
TOTALS		RPI 1-25	RPI 26-50		W-L RECORDS		RPI 51-100		RPI 101-150		RPI 150+				
33-16-0		0-1-0	0-5-0		OVERALL		2-3-0		2-2-0		29-5-0				
7-2-0		0-0-0	0-2-0		HOME		0-0-0		1-0-0		6-0-0				
10-6-0		0-1-0	0-3-0		AWAY		1-0-0		1-1-0		8-1-0				
16-8-0		0-0-0	0-0-0		NEUTRAL		1-3-0		0-1-0		15-4-0				
13-16-0		0-1-0	0-5-0		NON-CONFERENCE		2-3-0		2-2-0		9-5-0				
1-2-0		0-0-0	0-2-0		HOME		0-0-0		1-0-0		0-0-0				
4-6-0		0-1-0	0-0-		AWAY		1-0-0		1-1-0		2-1-0				
8-8-0		0-0-0	0-0-0		NEUTRAL		1-3-0		0-1-0		7-4-0				
20-0-0		0-0-0	0-0-0		CONFERENCE		0-0-0		0-0-0		20-0-0				
6-0-0		0-0-0	0-0-0		HOME		0-0-0		0-0-0		6-0-0				
6-0-0		0-0-0	0-0-0		AWAY		0-0-0		0-0-0		6-0-0				
8-0-0		0-0-0	0-0-0		NEUTRAL		0-0-0		0-0-0		8-0-0				
RPI S	Opponent	Score		RPI S	Opponent	Score		RPI S	Opponent	Score		RPI S	Opponent	Score	
12 A	La.-Lafayette	0	21	27 A	LSU	0	2	66 N	Troy	2	1	136 N	Mercer	0	8
				27 A	LSU	0	16	66 N	Troy	3	4	138 A	Central Ark.	0	9
				32 H	Tulsa	3	11	67 N	Rutgers	3	4	138 H	Central Ark.	1	0
				35 A	Mississippi St.	2	3	67 N	Rutgers	2	7	146 A	Memphis	8	1
				35 H	Mississippi St.	3	4	95 A	Ole Miss	4	1	154 N	Louisiana Tech	5	7
												165 N	SIU Edwardsville	1	7
												165 N	SIU Edwardsville	0	4
												191 N	Florida A&M	8	0
												207 A	Southern Miss.	6	1
												215 N	Belmont	8	1
												215 N	Belmont	3	7
												219 A	Samford	6	4
												226 N	IUPUI	2	1
												227 N	Nicholls St.	6	2
												241 H	Jackson St.	6	1
												241 H	Jackson St.	14	9
												241 H	Jackson St.	3	2
												241 N	Jackson St.	7	3
												242 N	Texas Southern	3	2
												243 A	Southeastern La.	0	3
												250 N	Savannah St.	11	1
												271 N	Prairie View	6	0
												271 N	Prairie View	2	0
												275 A	Alabama St.	6	4
												275 A	Alabama St.	13	4
												275 A	Alabama St.	14	1
												276 N	N.C. A&T	9	0

RPI	S	Opponent	Score	
281	N	South Carolina St.	8	1
282	H	Alcorn St.	11	5
282	H	Alcorn St.	11	2
282	H	Alcorn St.	9	1
283	A	Alabama A&M	5	1
283	A	Alabama A&M	14	0
283	A	Alabama A&M	10	1
283	N	Alabama A&M	8	0
284	N	Ark.-Pine Bluff	8	1
286	N	Grambling	6	0
286	N	Grambling	7	3

Mississippi Val.

M
i
s
s
i
s
s
i
p
p
i
V
a
l
.

M
i
s
s
i
s
s
i
p
p
i
V
a
l
.

U
M
K
C

UMKC				Through Games Of Through May 13, 2012											
Average RPI Win: 192		WON-LOST RECORD	WINNING PCT. RANK		LAST 10 GAMES	STRENGTH OF SCHEDULE		OPP. STRENGTH OF SCHEDULE		TEAM RPI	ADJ RPI		CONF. RPI	ADJ CONF. RPI	
Average RPI Loss: 100															
DIV. I ONLY		27-30-0	.47368	157	7-3-0	138		132		147	.48421	149	21	24	
DIV. I NON-CONF.		13-17-0	.43333	168	1-1-0	99		74		136	.49888	135	21	22	
TOTALS		RPI 1-25	RPI 26-50		W-L RECORDS		RPI 51-100		RPI 101-150		RPI 150+				
27-30-0		0-3-0	0-10-0		OVERALL		3-7-0		4-3-0		20-7-0				
11-10-0		0-0-0	0-0-0		HOME		1-4-0		3-1-0		7-5-0				
9-14-0		0-2-0	0-6-0		AWAY		1-2-0		1-2-0		7-2-0				
7-6-0		0-1-0	0-4-0		NEUTRAL		1-1-0		0-0-0		6-0-0				
13-17-0		0-3-0	0-10-0		NON-CONFERENCE		1-1-0		2-1-0		10-2-0				
4-2-0		0-0-0	0-0-0		HOME		0-0-0		2-1-0		2-1-0				
2-9-0		0-2-0	0-0-		AWAY		0-0-0		0-0-0		2-1-0				
7-6-0		0-1-0	0-4-0		NEUTRAL		1-1-0		0-0-0		6-0-0				
14-13-0		0-0-0	0-0-0		CONFERENCE		2-6-0		2-2-0		10-5-0				
7-8-0		0-0-0	0-0-0		HOME		1-4-0		1-0-0		5-4-0				
7-5-0		0-0-0	0-0-0		AWAY		1-2-0		1-2-0		5-1-0				
0-0-0		0-0-0	0-0-0		NEUTRAL		0-0-0		0-0-0		0-0-0				
RPI S	Opponent	Score		RPI S	Opponent	Score		RPI S	Opponent	Score		RPI S	Opponent	Score	
14 N	Missouri	0	6	26 N	DePaul	3	9	76 A	North Dakota St.	5	7	142 H	Missouri St.	7	0
20 A	Hawaii	1	5	26 N	DePaul	2	5	76 A	North Dakota St.	0	4	142 H	Missouri St.	7	3
20 A	Hawaii	0	1	33 A	BYU	2	8	76 A	North Dakota St.	6	4	142 H	Missouri St.	2	4
				33 A	BYU	1	16	76 H	North Dakota St.	0	5	143 A	Southern Utah	3	5
				36 A	Kentucky	0	4	77 H	IPFW	0	9	143 A	Southern Utah	6	9
				40 N	UAB	1	5	77 H	IPFW	3	4	143 A	Southern Utah	5	2
				40 N	UAB	1	3	77 H	IPFW	0	2	143 H	Southern Utah	10	0
				46 A	Kansas	1	3	77 H	IPFW	5	4	167 N	Butler	2	0
				46 A	Kansas	2	3	93 N	North Carolina St.	3	6	167 N	Butler	1	0
				47 A	Arkansas	0	2	93 N	North Carolina St.	3	2	174 H	Saint Louis	7	1
												176 A	Western Ill.	15	9
												176 A	Western Ill.	3	1
												176 A	Western Ill.	6	1
												185 A	Utah Valley	7	10
												185 A	Utah Valley	9	8
												200 H	Wichita St.	4	1
												200 H	Wichita St.	2	3
												209 N	Southeast Mo. St.	5	2
												226 H	IUPUI	2	0
												226 H	IUPUI	0	1
												226 H	IUPUI	0	3
				LAST 10 GAMES								231 N	Seattle	1	0
				77 H	IPFW	0	9	176 A	Western Ill.	6	1	231 N	Seattle	3	2
				143 H	Southern Utah	10	0	200 H	Wichita St.	4	1	235 A	Evansville	4	3
				76 H	North Dakota St.	0	5	200 H	Wichita St.	2	3	237 A	South Dakota St.	12	1
				176 A	Western Ill.	15	9	272 H	Oakland	3	0	237 A	South Dakota St.	0	4
				176 A	Western Ill.	3	1	272 H	Oakland	1	0	237 A	South Dakota St.	9	1

U
M
K
C

Non-Div. I Games:

UMKC

RPI	S	Opponent	Score	
257	H	South Dakota	2	3
257	H	South Dakota	7	1
257	H	South Dakota	5	6
261	N	Detroit	8	5
272	H	Oakland	7	0
272	H	Oakland	1	0
272	H	Oakland	3	0

UMKC

U
M
K
C

U
M
K
C

Average RPI Win:		205	WON-LOST RECORD		WINNING PCT. RANK		LAST 10 GAMES		STRENGTH OF SCHEDULE		OPP. STRENGTH OF SCHEDULE		TEAM RPI		ADJ RPI		CONF. RPI		ADJ CONF. RPI				
DIV. I ONLY			24-20-0		.54545 107		7-3-0		197		210		148		.48413 150		20		21				
DIV. I NON-CONF.			12-10-0		.54545 108		2-0-0		260		201		180		.46762 186		23		25				
TOTALS		RPI 1-25		RPI 26-50		W-L RECORDS		RPI 51-100		RPI 101-150		RPI 150+											
24-20-0		0-2-0		0-0-0		OVERALL		0-1-0		7-7-0		17-10-0											
12-4-0		0-0-0		0-0-0		HOME		0-0-0		4-3-0		8-1-0											
6-13-0		0-0-0		0-0-0		AWAY		0-0-0		3-4-0		3-8-0											
6-3-0		0-1-0		0-0-0		NEUTRAL		0-1-0		0-0-0		6-1-0											
12-10-0		0-2-0		0-0-0		NON-CONFERENCE		0-1-0		2-2-0		10-5-0											
4-1-0		0-0-0		0-0-0		HOME		0-0-0		1-1-0		3-0-0											
2-6-0		0-1-0		0-0-		AWAY		0-0-0		1-1-0		1-4-0											
6-3-0		0-1-0		0-0-0		NEUTRAL		0-1-0		0-0-0		6-1-0											
12-10-0		0-0-0		0-0-0		CONFERENCE		0-0-0		5-5-0		7-5-0											
8-3-0		0-0-0		0-0-0		HOME		0-0-0		3-2-0		5-1-0											
4-7-0		0-0-0		0-0-0		AWAY		0-0-0		2-3-0		2-4-0											
0-0-0		0-0-0		0-0-0		NEUTRAL		0-0-0		0-0-0		0-0-0											
RPI	S	Opponent		Score		RPI	S	Opponent		Score		RPI	S	Opponent		Score							
8	A	Texas A&M		5	6							116	H	Quinnipiac		1	4						
23	N	Texas Tech		2	4							116	H	Quinnipiac		4	1						
												116	H	Quinnipiac		5	6						
												117	A	Robert Morris		2	8						
												117	A	Robert Morris		3	2						
												117	A	Robert Morris		2	5						
												123	H	LIU Brooklyn		9	1						
												123	H	LIU Brooklyn		2	1						
												129	A	Central Conn. St.		5	8						
												129	A	Central Conn. St.		11	6						
												133	A	Temple		0	3						
												133	A	Temple		8	7						
												137	H	Villanova		5	1						
												137	H	Villanova		2	9						
												169	A	Seton Hall		0	3						
												169	A	Seton Hall		1	4						
												171	H	Saint Joseph's		3	2						
												172	A	Bryant		4	5						
												172	A	Bryant		4	7						
												173	N	Army		4	8						
												184	A	Fairleigh Dickinson		8	0						
												184	A	Fairleigh Dickinson		6	5						
												210	A	Saint Francis (PA)		4	14						
												210	A	Saint Francis (PA)		3	7						
												220	H	Sacred Heart		6	10						
												220	H	Sacred Heart		2	1						
												222	N	Liberty		2	1						
LAST 10 GAMES																							
116 H Quinnipiac						1	4	252 H Mt. St. Mary's						2	1	210 A Saint Francis (PA)						4	14
117 A Robert Morris						2	8	255 H Rider						3	0	210 A Saint Francis (PA)						3	7
123 H LIU Brooklyn						9	1	255 H Rider						4	3	220 H Sacred Heart						6	10
123 H LIU Brooklyn						2	1	129 A Central Conn. St.						11	6	220 H Sacred Heart						2	1
252 H Mt. St. Mary's						7	2	129 A Central Conn. St.						5	8	222 N Liberty						2	1

Non-Div. I Games:

Monmouth

RPI	S	Opponent	Score	
222	N	Liberty	7	0
251	N	Delaware	14	6
251	N	Delaware	6	3
252	H	Mt. St. Mary's	2	1
252	H	Mt. St. Mary's	7	2
253	A	Norfolk St.	10	4
255	H	Rider	4	3
255	H	Rider	3	0
259	H	Wagner	7	3
259	H	Wagner	4	3
264	A	La Salle	1	4
264	A	La Salle	1	7
273	N	Manhattan	3	2
273	N	Manhattan	8	0

Monmouth

M
o
n
m
o
u
t
h

M
o
n
m
o
u
t
h

[illegible]

Non-Div. I Games:

Charlotte

RPI	S	Opponent	Score	
205	A	Furman	6	1
205	A	Furman	2	1
214	H	St. Bonaventure	5	0
214	H	St. Bonaventure	5	4
228	A	Rhode Island	8	0
228	A	Rhode Island	3	4
229	A	Towson	7	4
229	H	Towson	7	3
245	H	Presbyterian	4	9
251	H	Delaware	4	3
264	H	La Salle	6	1
264	H	La Salle	1	0
280	H	Morgan St.	4	1

Charlotte

C
h
a
r
l
o
t
t
e

C
h
a
r
l
o
t
t
e

Average RPI Win:	158	WON-LOST RECORD	WINNING PCT. RANK	LAST 10 GAMES	STRENGTH OF SCHEDULE	OPP. STRENGTH OF SCHEDULE	TEAM RPI	ADJ RPI	CONF. RPI	ADJ CONF. RPI		
DIV. I ONLY		21-30-0	.41176	195	4-6-0	97	139	152	.48318	152	13	13
DIV. I NON-CONF.		10-14-0	.41667	178	0-1-0	55	127	125	.5024	128	14	14
<hr/>												
TOTALS	RPI 1-25	RPI 26-50		W-L RECORDS		RPI 51-100		RPI 101-150		RPI 150+		
21-30-0	0-4-0	0-1-0		OVERALL		5-9-0		8-7-0		8-9-0		
6-8-0	0-0-0	0-0-0		HOME		3-5-0		1-2-0		2-1-0		
5-12-0	0-2-0	0-0-0		AWAY		0-2-0		2-1-0		3-7-0		
10-10-0	0-2-0	0-1-0		NEUTRAL		2-2-0		5-4-0		3-1-0		
10-14-0	0-4-0	0-1-0		NON-CONFERENCE		2-3-0		5-3-0		3-3-0		
0-0-0	0-0-0	0-0-0		HOME		0-0-0		0-0-0		0-0-0		
0-5-0	0-2-0	0-0-		AWAY		0-1-0		0-0-0		0-2-0		
10-9-0	0-2-0	0-1-0		NEUTRAL		2-2-0		5-3-0		3-1-0		
11-16-0	0-0-0	0-0-0		CONFERENCE		3-6-0		3-4-0		5-6-0		
6-8-0	0-0-0	0-0-0		HOME		3-5-0		1-2-0		2-1-0		
5-7-0	0-0-0	0-0-0		AWAY		0-1-0		2-1-0		3-5-0		
0-1-0	0-0-0	0-0-0		NEUTRAL		0-0-0		0-1-0		0-0-0		
RPI	S	Opponent	Score	RPI	S	Opponent	Score	RPI	S	Opponent	Score	
1	N	California	0 5	44	N	Boston U.	3 5	52	H	Illinois St.	1 4	
19	A	Stanford	2 3					52	H	Illinois St.	3 5	
19	A	Stanford	0 3					52	H	Illinois St.	4 9	
22	N	Syracuse	0 5					54	A	Wisconsin	0 2	
								72	A	UNI	1 4	
								72	H	UNI	1 8	
								72	H	UNI	9 3	
								73	N	Kennesaw St.	1 10	
								74	H	Southern Ill.	4 0	
								74	H	Southern Ill.	5 11	
								74	H	Southern Ill.	6 4	
								92	N	Indiana	3 2	
								96	N	Pacific	5 3	
								96	N	Pacific	2 3	

Non-Div. I Games:

Bradley

Through Games Of Through May 13, 2012

Through Games Of Through May 13, 2012

RPI	S	Opponent	Score	
235	H	Evansville	1	5
235	H	Evansville	2	1
243	N	Southeastern La.	6	3
259	N	Wagner	2	0
275	N	Alabama St.	7	6

Bradley

Average RPI Win:		218	WON-LOST RECORD		WINNING PCT. RANK		LAST 10 GAMES		STRENGTH OF SCHEDULE		OPP. STRENGTH OF SCHEDULE		TEAM RPI		ADJ RPI		CONF. RPI		ADJ CONF. RPI	
DIV. I ONLY			30-26-0		.53571 112		6-4-0		207		171		153		.48184 153		25		25	
DIV. I NON-CONF.			14-19-0		.42424 172		0-0-0		186		142		186		.46776 185		24		23	
TOTALS		RPI 1-25		RPI 26-50		W-L RECORDS		RPI 51-100		RPI 101-150		RPI 150+								
30-26-0		0-1-0		0-4-0		OVERALL		3-11-0		1-4-0		26-6-0								
14-8-0		0-0-0		0-2-0		HOME		1-4-0		0-0-0		13-2-0								
10-7-0		0-1-0		0-2-0		AWAY		2-1-0		0-2-0		8-1-0								
6-11-0		0-0-0		0-0-0		NEUTRAL		0-6-0		1-2-0		5-3-0								
14-19-0		0-1-0		0-2-0		NON-CONFERENCE		1-8-0		1-4-0		12-4-0								
6-5-0		0-0-0		0-0-0		HOME		1-4-0		0-0-0		5-1-0								
3-5-0		0-1-0		0-0-		AWAY		0-0-0		0-2-0		3-0-0								
5-9-0		0-0-0		0-0-0		NEUTRAL		0-4-0		1-2-0		4-3-0								
16-7-0		0-0-0		0-2-0		CONFERENCE		2-3-0		0-0-0		14-2-0								
8-3-0		0-0-0		0-2-0		HOME		0-0-0		0-0-0		8-1-0								
7-2-0		0-0-0		0-0-0		AWAY		2-1-0		0-0-0		5-1-0								
1-2-0		0-0-0		0-0-0		NEUTRAL		0-2-0		0-0-0		1-0-0								
RPI	S	Opponent		Score		RPI	S	Opponent		Score		RPI	S	Opponent		Score				
19	A	Stanford		0 4		29	A	Virginia Tech		0 1		55	H	Radford		2 3				
						29	A	Virginia Tech		0 3		55	H	Radford		3 6				
						49	H	Hofstra		0 2		65	H	Pittsburgh		2 1				
						49	H	Hofstra		0 4		69	N	Minnesota		1 3				
												69	N	Minnesota		1 9				
												75	A	Georgia St.		1 5				
												75	A	Georgia St.		3 1				
												75	A	Georgia St.		4 1				
												75	N	Georgia St.		1 9				
												75	N	Georgia St.		4 7				
												90	H	Fordham		4 7				
												90	H	Fordham		0 5				
												94	N	San Jose St.		1 9				
												95	N	Ole Miss		2 3				

Non-Div. I Games:

James Madison

RPI	S	Opponent	Score	
254	A	Santa Clara	9	5
254	A	Santa Clara	5	2
258	N	Niagara	14	0
265	A	George Mason	9	2
265	A	George Mason	4	1
265	A	George Mason	5	2
267	H	UNC Wilmington	5	1
267	H	UNC Wilmington	8	0
267	H	UNC Wilmington	10	2
274	N	Bucknell	5	7

James Madison

J
a
m
e
s
M
a
d
i
s
o
n

J
a
m
e
s
M
a
d
i
s
o
n

Average RPI Win: 158		WON-LOST RECORD		WINNING PCT. RANK		LAST 10 GAMES		STRENGTH OF SCHEDULE		OPP. STRENGTH OF SCHEDULE		TEAM RPI		ADJ RPI		CONF. RPI		ADJ CONF. RPI	
DIV. I ONLY		25-33-0		.43103 188		5-5-0		109		106		145		.48132 154		10		10	
DIV. I NON-CONF.		15-19-0		.44118 164		2-1-0		184		174		179		.46139 195		10		10	
TOTALS		RPI 1-25		RPI 26-50		W-L RECORDS		RPI 51-100		RPI 101-150		RPI 150+							
25-33-0		0-6-0		1-8-0		OVERALL		2-6-0		8-5-0		14-8-0							
11-8-0		0-0-0		1-2-0		HOME		0-0-0		5-4-0		5-2-0							
3-15-0		0-4-0		0-5-0		AWAY		1-4-0		0-1-0		2-1-0							
11-10-0		0-2-0		0-1-0		NEUTRAL		1-2-0		3-0-0		7-5-0							
15-19-0		0-3-0		0-5-0		NON-CONFERENCE		0-1-0		3-3-0		12-7-0							
4-3-0		0-0-0		0-0-0		HOME		0-0-0		1-2-0		3-1-0							
2-8-0		0-1-0		0-0-		AWAY		0-0-0		0-1-0		2-1-0							
9-8-0		0-2-0		0-0-0		NEUTRAL		0-1-0		2-0-0		7-5-0							
10-14-0		0-3-0		1-3-0		CONFERENCE		2-5-0		5-2-0		2-1-0							
7-5-0		0-0-0		1-2-0		HOME		0-0-0		4-2-0		2-1-0							
1-7-0		0-3-0		0-0-0		AWAY		1-4-0		0-0-0		0-0-0							
2-2-0		0-0-0		0-1-0		NEUTRAL		1-1-0		1-0-0		0-0-0							
RPI	S	Opponent		Score		RPI	S	Opponent		Score		RPI	S	Opponent		Score			
12	A	La.-Lafayette		0	9	27	A	LSU		0	8	51	N	Northwestern		6	10		
20	A	Hawaii		0	8	31	A	Auburn		0	3	59	A	Fresno St.		0	4		
20	A	Hawaii		1	9	33	H	BYU		0	5	59	A	Fresno St.		6	4		
20	A	Hawaii		1	9	33	H	BYU		6	4	59	A	Fresno St.		0	4		
25	N	Michigan		4	5	33	H	BYU		1	5	59	N	Fresno St.		17	7		
25	N	Michigan		6	7	33	N	BYU		1	6	59	N	Fresno St.		2	11		
						35	A	Mississippi St.		0	8	94	A	San Jose St.		2	4		
						37	A	Baylor		1	3	94	A	San Jose St.		0	7		
						37	A	Baylor		1	3								

Non-Div. I Games:

Louisiana Tech

Louisiana Tech

Average RPI Win:	183	WON-LOST RECORD	WINNING PCT. RANK	LAST 10 GAMES	STRENGTH OF SCHEDULE	OPP. STRENGTH OF SCHEDULE	TEAM RPI	ADJ RPI	CONF. RPI	ADJ CONF. RPI		
DIV. I ONLY		26-23-0	.53061	116	7-3-0	210	149	154	.48118	155	23	22
DIV. I NON-CONF.		6-14-0	.3	238	0-0-0	145	75	210	.45476	206	20	19
<hr/>												
TOTALS	RPI 1-25	RPI 26-50		W-L RECORDS		RPI 51-100		RPI 101-150		RPI 150+		
26-23-0	0-2-0	0-1-0		OVERALL		2-3-0		10-11-0		14-6-0		
14-10-0	0-2-0	0-0-0		HOME		0-0-0		10-6-0		4-2-0		
9-6-0	0-0-0	0-0-0		AWAY		1-2-0		0-3-0		8-1-0		
3-7-0	0-0-0	0-1-0		NEUTRAL		1-1-0		0-2-0		2-3-0		
6-14-0	0-2-0	0-1-0		NON-CONFERENCE		2-3-0		1-6-0		3-2-0		
3-3-0	0-2-0	0-0-0		HOME		0-0-0		1-1-0		2-0-0		
1-5-0	0-0-0	0-0-		AWAY		1-2-0		0-3-0		0-0-0		
2-6-0	0-0-0	0-1-0		NEUTRAL		1-1-0		0-2-0		1-2-0		
20-9-0	0-0-0	0-0-0		CONFERENCE		0-0-0		9-5-0		11-4-0		
11-7-0	0-0-0	0-0-0		HOME		0-0-0		9-5-0		2-2-0		
8-1-0	0-0-0	0-0-0		AWAY		0-0-0		0-0-0		8-1-0		
1-1-0	0-0-0	0-0-0		NEUTRAL		0-0-0		0-0-0		1-1-0		
RPI	S	Opponent	Score	RPI	S	Opponent	Score	RPI	S	Opponent	Score	
1	H	California	0 9	45	N	San Diego St.	0 5	72	N	UNI	2 8	
19	H	Stanford	6 9					92	N	Indiana	8 3	
								94	A	San Jose St.	5 6	
								96	A	Pacific	3 1	
								96	A	Pacific	0 7	
								102	A	Colorado St.	10 11	
								102	A	Colorado St.	3 4	
								104	N	UC Santa Barbara	1 7	
								104	N	UC Santa Barbara	5 7	
								106	A	New Mexico St.	12 13	
								119	H	San Diego	0 1	
								119	H	San Diego	11 1	
								119	H	San Diego	3 5	
								119	H	San Diego	4 6	
								121	H	Iowa St.	3 9	
								121	H	Iowa St.	9 4	
								122	H	Loyola Marymount	5 3	
								122	H	Loyola Marymount	6 2	
								122	H	Loyola Marymount	4 3	
								122	H	Loyola Marymount	3 2	
								128	H	Portland St.	1 6	
								128	H	Portland St.	0 1	
								128	H	Portland St.	2 1	
								134	H	Sacramento St.	8 3	
								134	H	Sacramento St.	3 1	
								134	H	Sacramento St.	8 6	
				LAST 10 GAMES				178	N	Ill.-Chicago	3 11	
				128 H Portland St.	0 1	122 H Loyola Marymount	3 2	192 H Northern Colo.	4 0			
				128 H Portland St.	1 6	254 A Santa Clara	3 0	192 H Northern Colo.	1 9			
				122 H Loyola Marymount	4 3	254 A Santa Clara	13 6	206 N UTEP	5 6			
				122 H Loyola Marymount	6 2	254 A Santa Clara	2 3	213 H Weber St.	0 8			
				122 H Loyola Marymount	5 3	254 A Santa Clara	6 3	213 N Weber St.	11 2			

Non-Div. I Games:

St. Mary's (CA)

RPI	S	Opponent	Score	
231	H	Seattle	8	2
233	A	CSU Bakersfield	12	3
233	A	CSU Bakersfield	7	0
233	A	CSU Bakersfield	12	5
233	A	CSU Bakersfield	10	5
246	H	Princeton	2	0
246	H	Princeton	1	0
246	N	Princeton	3	2
254	A	Santa Clara	13	6
254	A	Santa Clara	2	3
254	A	Santa Clara	6	3
254	A	Santa Clara	2	0
254	A	Santa Clara	3	0
254	N	Santa Clara	10	12

St. Mary's (CA)

S
t
.
M
a
r
y
'
s
(
C
A
)

S
t
.
M
a
r
y
'
s
(
C
A
)

Average RPI Win: 144		WON-LOST	WINNING	LAST 10	STRENGTH OF		OPP. STRENGTH	TEAM	ADJ		CONF.	ADJ CONF.
Average RPI Loss: 73		RECORD	PCT. RANK	GAMES	SCHEDULE		OF SCHEDULE	RPI	RPI		RPI	RPI
DIV. I ONLY		15-39-0	.27778	252	2-8-0		56	63	161		.48075	156
DIV. I NON-CONF.		10-19-0	.34483	220	0-0-0		84	70	161		.48043	160
TOTALS		RPI 1-25	RPI 26-50		W-L RECORDS		RPI 51-100		RPI 101-150		RPI 150+	
15-39-0		0-7-0	1-7-0		OVERALL		4-17-0		3-5-0		7-3-0	
10-23-0		0-4-0	1-6-0		HOME		2-10-0		1-2-0		6-1-0	
3-9-0		0-3-0	0-0-0		AWAY		1-4-0		2-2-0		0-0-0	
2-7-0		0-0-0	0-1-0		NEUTRAL		1-3-0		0-1-0		1-2-0	
10-19-0		0-3-0	0-5-0		NON-CONFERENCE		2-6-0		1-2-0		7-3-0	
7-12-0		0-3-0	0-4-0		HOME		1-3-0		0-1-0		6-1-0	
1-0-0		0-0-0	0-0-		AWAY		0-0-0		1-0-0		0-0-0	
2-7-0		0-0-0	0-1-0		NEUTRAL		1-3-0		0-1-0		1-2-0	
5-20-0		0-4-0	1-2-0		CONFERENCE		2-11-0		2-3-0		0-0-0	
3-11-0		0-1-0	1-2-0		HOME		1-7-0		1-1-0		0-0-0	
2-9-0		0-3-0	0-0-0		AWAY		1-4-0		1-2-0		0-0-0	
0-0-0		0-0-0	0-0-0		NEUTRAL		0-0-0		0-0-0		0-0-0	
RPI S	Opponent	Score	RPI S	Opponent	Score	RPI S	Opponent	Score	RPI S	Opponent	Score	
12 A	La.-Lafayette	2 10	28 N	North Carolina	3 8	57 N	Illinois	6 7	106 N	New Mexico St.	1 5	
12 A	La.-Lafayette	1 9	31 H	Auburn	1 6	57 N	Illinois	8 5	109 A	UNLV	9 5	
12 A	La.-Lafayette	0 21	32 H	Tulsa	5 6	61 N	Chattanooga	1 7	123 H	LIU Brooklyn	2 7	
12 H	La.-Lafayette	1 7	36 H	Kentucky	3 6	63 A	FIU	0 2	131 A	La.-Monroe	6 3	
22 H	Syracuse	0 4	43 H	South Ala.	3 8	63 A	FIU	0 2	131 A	La.-Monroe	3 4	
22 H	Syracuse	2 10	43 H	South Ala.	1 3	63 H	FIU	3 6	131 A	La.-Monroe	3 8	
25 H	Michigan	0 2	43 H	South Ala.	4 3	66 H	Troy	4 5	147 H	Middle Tenn.	9 1	
			50 H	Maryland	1 4	66 H	Troy	6 2	147 H	Middle Tenn.	4 11	
						66 H	Troy	1 5	169 N	Seton Hall	4 2	
						69 H	Minnesota	1 5	190 H	Michigan St.	4 3	
						79 H	Western Ky.	0 11	191 H	Florida A&M	3 2	
						79 H	Western Ky.	3 9	191 N	Florida A&M	3 6	
						79 H	Western Ky.	1 5	193 H	Providence	0 9	
						80 H	Jacksonville	1 7	194 H	Wright St.	6 2	
						80 H	Jacksonville	3 5	198 H	Bethune-Cookman	9 0	
						83 A	North Texas	1 9	198 N	Bethune-Cookman	10 12	
						83 A	North Texas	0 8	244 H	Colgate	3 2	
						83 A	North Texas	5 3	244 H	Colgate	6 2	
						83 H	North Texas	0 3				
						89 N	Ohio St.	6 9				
LAST 10 GAMES												
			83 H	North Texas	0 3							
			12 H	La.-Lafayette	1 7							
			63 A	FIU	0 2							
			63 H	FIU	3 6							
			147 H	Middle Tenn.	4 11							

Non-Div. I Games:

Fla. Atlantic

[illegible]

Non-Div. I Games:

Gardner-Webb

RPI	S	Opponent	Score	
245	A	Presbyterian	6	4
245	H	Presbyterian	7	1
245	H	Presbyterian	3	2
245	N	Presbyterian	11	9
256	N	Tennessee St.	6	4
256	N	Tennessee St.	8	6
267	A	UNC Wilmington	3	1
267	A	UNC Wilmington	6	5
267	N	UNC Wilmington	6	0
276	H	N.C. A&T	5	1
276	H	N.C. A&T	4	2
280	H	Morgan St.	6	4
280	H	Morgan St.	8	0
281	A	South Carolina St.	9	0
281	A	South Carolina St.	13	4

Gardner-Webb

Average RPI Win: 179		WON-LOST RECORD		WINNING PCT. RANK		LAST 10 GAMES		STRENGTH OF SCHEDULE		OPP. STRENGTH OF SCHEDULE		TEAM RPI		ADJ RPI		CONF. RPI		ADJ CONF. RPI	
DIV. I ONLY		27-30-0		.47368 157		5-5-0		179		187		166		.47748 158		22		20	
DIV. I NON-CONF.		11-15-0		.42308 175		2-0-0		165		129		168		.47679 167		22		21	
TOTALS		RPI 1-25		RPI 26-50		W-L RECORDS		RPI 51-100		RPI 101-150		RPI 150+							
27-30-0		1-1-0		0-1-0		OVERALL		3-3-0		4-13-0		19-12-0							
9-7-0		0-0-0		0-0-0		HOME		1-0-0		1-2-0		7-5-0							
12-15-0		0-0-0		0-0-0		AWAY		1-1-0		3-8-0		8-6-0							
6-8-0		1-1-0		0-1-0		NEUTRAL		1-2-0		0-3-0		4-1-0							
11-15-0		1-1-0		0-1-0		NON-CONFERENCE		3-3-0		1-5-0		6-5-0							
1-2-0		0-0-0		0-0-0		HOME		1-0-0		0-0-0		0-2-0							
4-7-0		0-0-0		0-0-		AWAY		1-1-0		1-4-0		2-2-0							
6-6-0		1-1-0		0-1-0		NEUTRAL		1-2-0		0-1-0		4-1-0							
16-15-0		0-0-0		0-0-0		CONFERENCE		0-0-0		3-8-0		13-7-0							
8-5-0		0-0-0		0-0-0		HOME		0-0-0		1-2-0		7-3-0							
8-8-0		0-0-0		0-0-0		AWAY		0-0-0		2-4-0		6-4-0							
0-2-0		0-0-0		0-0-0		NEUTRAL		0-0-0		0-2-0		0-0-0							
RPI S	Opponent	Score		RPI S	Opponent	Score		RPI S	Opponent	Score		RPI S	Opponent	Score					
13 N	UCLA	1	9	28 N	North Carolina	3	8	64 A	Miami (OH)	2	1	103 A	Bowling Green	2	5				
14 N	Missouri	6	5					65 N	Pittsburgh	1	3	103 A	Bowling Green	1	6				
								66 A	Troy	4	5	109 N	UNLV	1	6				
								75 N	Georgia St.	5	2	111 A	Long Beach St.	7	10				
								79 H	Western Ky.	5	3	115 A	UT Martin	7	2				
								92 N	Indiana	0	6	115 A	UT Martin	3	7				
												115 A	UT Martin	2	4				
												124 H	Murray St.	3	0				
												124 H	Murray St.	7	10				
												124 H	Murray St.	0	3				
												124 N	Murray St.	1	3				
												139 A	Jacksonville St.	4	5				
												139 A	Jacksonville St.	1	3				
												139 A	Jacksonville St.	8	4				
												139 N	Jacksonville St.	0	9				
												144 A	Ohio	9	0				
												144 A	Ohio	1	4				
												160 A	Tennessee Tech	2	3				
												160 A	Tennessee Tech	2	10				
												164 A	Eastern Ill.	4	5				
												164 A	Eastern Ill.	13	4				
												164 A	Eastern Ill.	4	3				
												165 A	SIU Edwardsville	6	1				
												165 A	SIU Edwardsville	4	1				
												165 A	SIU Edwardsville	2	3				
												165 A	SIU Edwardsville	6	1				
												225 A	East Tenn. St.	6	0				
												225 A	East Tenn. St.	8	0				
												182 A	UC Riverside	8	16				
												182 A	UC Riverside	6	7				

Non-Div. I Games:

Eastern Ky.

RPI	S	Opponent	Score	
195	N	Campbell	9	7
197	H	Dayton	1	2
197	H	Dayton	3	5
209	H	Southeast Mo. St.	3	2
209	H	Southeast Mo. St.	4	2
209	H	Southeast Mo. St.	5	7
217	H	Austin Peay	2	3
217	H	Austin Peay	3	2
217	H	Austin Peay	5	8
223	A	Morehead St.	8	6
223	A	Morehead St.	2	1
223	H	Morehead St.	5	3
225	A	East Tenn. St.	8	0
225	A	East Tenn. St.	6	0
225	N	East Tenn. St.	3	2
227	N	Nicholls St.	7	4
243	N	Southeastern La.	5	1
256	H	Tennessee St.	10	2
256	H	Tennessee St.	8	0
256	H	Tennessee St.	8	2
275	N	Alabama St.	4	6

Eastern Ky.

E
a
s
t
e
r
n
K
y
.

E
a
s
t
e
r
n
K
y
.

Average RPI Win:		224	WON-LOST		WINNING		LAST 10		STRENGTH OF		OPP. STRENGTH		TEAM		ADJ		CONF.		ADJ CONF.				
Average RPI Loss:		98	RECORD		PCT. RANK		GAMES		SCHEDULE		OF SCHEDULE		RPI		RPI		RPI		RPI				
DIV. I ONLY			22-29-0		.43137	186	6-4-0		132		185		164		.47615	159	14		16				
DIV. I NON-CONF.			15-18-0		.45455	158	6-2-0		140		185		157		.48301	156	17		20				
TOTALS		RPI 1-25		RPI 26-50			W-L RECORDS			RPI 51-100			RPI 101-150			RPI 150+							
22-29-0		0-5-0		0-4-0			OVERALL			2-10-0			2-3-0			18-7-0							
14-3-0		0-0-0		0-0-0			HOME			1-2-0			0-0-0			13-1-0							
2-22-0		0-5-0		0-4-0			AWAY			0-8-0			1-1-0			1-4-0							
6-4-0		0-0-0		0-0-0			NEUTRAL			1-0-0			1-2-0			4-2-0							
15-18-0		0-5-0		0-1-0			NON-CONFERENCE			1-5-0			2-3-0			12-4-0							
7-1-0		0-0-0		0-0-0			HOME			0-0-0			0-0-0			7-1-0							
2-13-0		0-5-0		0-0-			AWAY			0-5-0			1-1-0			1-1-0							
6-4-0		0-0-0		0-0-0			NEUTRAL			1-0-0			1-2-0			4-2-0							
7-11-0		0-0-0		0-3-0			CONFERENCE			1-5-0			0-0-0			6-3-0							
7-2-0		0-0-0		0-0-0			HOME			1-2-0			0-0-0			6-0-0							
0-9-0		0-0-0		0-3-0			AWAY			0-3-0			0-0-0			0-3-0							
0-0-0		0-0-0		0-0-0			NEUTRAL			0-0-0			0-0-0			0-0-0							
RPI	S	Opponent		Score		RPI	S	Opponent		Score		RPI	S	Opponent		Score		RPI	S	Opponent		Score	
22	A	Syracuse		1	6	44	A	Boston U.		3	4	55	A	Radford		5	6	110	A	Longwood		2	0
22	A	Syracuse		0	2	44	A	Boston U.		4	5	55	A	Radford		0	1	110	A	Longwood		2	5
23	A	Texas Tech		2	8	44	A	Boston U.		0	3	81	A	Fla. Gulf Coast		2	10	115	N	UT Martin		4	7
23	A	Texas Tech		2	7	49	A	Hofstra		1	9	86	A	Albany (NY)		2	12	126	N	Lehigh		0	6
23	A	Texas Tech		3	4							86	A	Albany (NY)		1	9	126	N	Lehigh		5	4
												86	A	Albany (NY)		1	7	174	N	Saint Louis		3	4
												88	H	Stony Brook		2	7	181	A	Maine		2	4
												88	H	Stony Brook		3	0	181	A	Maine		2	8
												88	H	Stony Brook		1	2	181	A	Maine		2	3
												90	A	Fordham		3	7	202	H	Cornell		3	4
												90	A	Fordham		3	8	202	H	Cornell		5	1
												99	N	Boston College		2	0	214	H	St. Bonaventure		4	0
																		214	H	St. Bonaventure		4	1
																		221	N	Texas-Arlington		6	3
																		221	N	Texas-Arlington		2	6
																		244	H	Colgate		7	2
																		244	H	Colgate		2	1
																		249	H	Siena		9	6
																		249	H	Siena		5	4
																		251	N	Delaware		8	0
																		258	A	Niagara		0	1
																		258	A	Niagara		5	2
																		260	H	UMBC		6	1
																		260	H	UMBC		5	1
																		260	H	UMBC		8	2
																		266	H	Hartford		13	5
																		266	H	Hartford		5	4
LAST 10 GAMES				258	A	Niagara		5	2	202	H	Cornell		5	1	260	H	UMBC		5	1		
				258	A	Niagara		0	1	214	H	St. Bonaventure		4	1	260	H	UMBC		8	2		
				244	H	Colgate		2	1	214	H	St. Bonaventure		4	0	266	H	Hartford		13	5		
				244	H	Colgate		7	2	88	H	Stony Brook		2	7	266	H	Hartford		5	4		
				202	H	Cornell		3	4	88	H	Stony Brook		1	2								

Non-Div. I Games:

Binghamton

RPI	S	Opponent	Score	
266	H	Hartford	8	7
285	N	N.C. Central	3	2
285	N	N.C. Central	7	1

Binghamton

B
i
n
g
h
a
m
t
o
n

B
i
n
g
h
a
m
t
o
n

Average RPI Win:		179	WON-LOST RECORD		WINNING PCT. RANK		LAST 10 GAMES		STRENGTH OF SCHEDULE		OPP. STRENGTH OF SCHEDULE		TEAM RPI		ADJ RPI		CONF. RPI		ADJ CONF. RPI				
Average RPI Loss:		126																					
DIV. I ONLY			27-32-0		.45763 171		5-5-0		144		177		158		.47596 160		22		20				
DIV. I NON-CONF.			8-17-0		.32 231		0-1-0		135		90		200		.4597 200		22		21				
TOTALS		RPI 1-25		RPI 26-50		W-L RECORDS		RPI 51-100		RPI 101-150		RPI 150+											
27-32-0		0-3-0		0-2-0		OVERALL		2-7-0		5-9-0		20-11-0											
10-12-0		0-0-0		0-0-0		HOME		0-2-0		1-7-0		9-3-0											
8-14-0		0-3-0		0-2-0		AWAY		0-2-0		2-2-0		6-5-0											
9-6-0		0-0-0		0-0-0		NEUTRAL		2-3-0		2-0-0		5-3-0											
8-17-0		0-3-0		0-2-0		NON-CONFERENCE		2-7-0		0-0-0		6-5-0											
2-4-0		0-0-0		0-0-0		HOME		0-2-0		0-0-0		2-2-0											
0-7-0		0-3-0		0-0-		AWAY		0-2-0		0-0-0		0-0-0											
6-6-0		0-0-0		0-0-0		NEUTRAL		2-3-0		0-0-0		4-3-0											
19-15-0		0-0-0		0-0-0		CONFERENCE		0-0-0		5-9-0		14-6-0											
8-8-0		0-0-0		0-0-0		HOME		0-0-0		1-7-0		7-1-0											
8-7-0		0-0-0		0-0-0		AWAY		0-0-0		2-2-0		6-5-0											
3-0-0		0-0-0		0-0-0		NEUTRAL		0-0-0		2-0-0		1-0-0											
RPI	S	Opponent		Score		RPI	S	Opponent		Score		RPI	S	Opponent		Score							
15	A	Georgia		1	6	35	A	Mississippi St.		1	5	61	A	Chattanooga		0	8	115	A	UT Martin 3 1			
16	A	Florida St.		2	5	35	A	Mississippi St.		2	6	66	N	Troy		2	3	115	A	UT Martin 2 7			
16	A	Florida St.		0	8							68	N	Ball St.		2	1	115	A	UT Martin 2 6			
												75	N	Georgia St.		7	8	115	H	UT Martin 1 3			
												77	H	IPFW		0	4	115	H	UT Martin 0 6			
												77	H	IPFW		2	5	115	H	UT Martin 0 6			
												79	A	Western Ky.		0	1	124	H	Murray St. 0 1			
												91	N	Connecticut		9	7	124	H	Murray St. 4 0			
												95	N	Ole Miss		3	6	124	H	Murray St. 0 1			
																		124	N	Murray St. 5 3			
																		139	A	Jacksonville St. 4 1			
																		139	H	Jacksonville St. 0 6			
																		139	H	Jacksonville St. 1 5			
																		139	N	Jacksonville St. 2 1			
																		158	H	Eastern Ky. 10 2			
																		158	H	Eastern Ky. 3 2			
																		164	A	Eastern Ill. 1 3			
																		164	A	Eastern Ill. 2 7			
																		164	N	Eastern Ill. 3 1			
																		165	H	SIU Edwardsville 7 1			
																		165	H	SIU Edwardsville 2 0			
																		165	H	SIU Edwardsville 4 2			
																		188	H	Appalachian St. 4 14			
																		188	H	Appalachian St. 2 5			
																		197	N	Dayton 8 2			
																		201	N	Winthrop 5 4			
																		203	N	Buffalo 3 0			
LAST 10 GAMES																							
						115	A	UT Martin 2 6				164	N	Eastern Ill. 3 1				188	H	Appalachian St. 4 14			
						115	A	UT Martin 3 1				223	A	Morehead St. 3 4				188	H	Appalachian St. 2 5			
						124	N	Murray St. 5 3				223	A	Morehead St. 1 5				197	N	Dayton 8 2			
						115	A	UT Martin 2 7				223	A	Morehead St. 11 2				201	N	Winthrop 5 4			
						139	N	Jacksonville St. 2 1				35	A	Mississippi St. 1 5				203	N	Buffalo 3 0			

Non-Div. I Games:

Tennessee Tech

Tennessee Tech

Average RPI Win:	233	WON-LOST RECORD	WINNING PCT. RANK	LAST 10 GAMES	STRENGTH OF SCHEDULE	OPP. STRENGTH OF SCHEDULE	TEAM RPI	ADJ RPI	CONF. RPI	ADJ CONF. RPI	
DIV. I ONLY	29-21-1	.57843	93	3-7-0	252	252	169	.47593	161	24	23
DIV. I NON-CONF.	16-9-1	.63462	67	0-3-0	274	285	163	.47915	164	25	24
TOTALS	RPI 1-25	RPI 26-50	W-L RECORDS		RPI 51-100	RPI 101-150	RPI 150+				
29-21-1	0-0-0	0-0-0	OVERALL		0-5-0	0-5-0	29-11-1				
12-5-0	0-0-0	0-0-0	HOME		0-0-0	0-2-0	12-3-0				
6-11-1	0-0-0	0-0-0	AWAY		0-5-0	0-3-0	6-3-1				
11-5-0	0-0-0	0-0-0	NEUTRAL		0-0-0	0-0-0	11-5-0				
16-9-1	0-0-0	0-0-0	NON-CONFERENCE		0-1-0	0-2-0	16-6-1				
4-2-0	0-0-0	0-0-0	HOME		0-0-0	0-2-0	4-0-0				
2-3-1	0-0-0	0-0-	AWAY		0-1-0	0-0-0	2-2-1				
10-4-0	0-0-0	0-0-0	NEUTRAL		0-0-0	0-0-0	10-4-0				
13-12-0	0-0-0	0-0-0	CONFERENCE		0-4-0	0-3-0	13-5-0				
8-3-0	0-0-0	0-0-0	HOME		0-0-0	0-0-0	8-3-0				
4-8-0	0-0-0	0-0-0	AWAY		0-4-0	0-3-0	4-1-0				
1-1-0	0-0-0	0-0-0	NEUTRAL		0-0-0	0-0-0	1-1-0				
RPI S	Opponent	Score	RPI S	Opponent	Score	RPI S	Opponent	Score	RPI S	Opponent	Score
						82 A	S.C. Upstate	0 4	117 H	Robert Morris	4 12
						84 A	Valparaiso	0 10	117 H	Robert Morris	0 8
						84 A	Valparaiso	0 7	127 A	Loyola Chicago	1 5
						84 A	Valparaiso	3 4	127 A	Loyola Chicago	3 9
						84 A	Valparaiso	12 13	127 A	Loyola Chicago	0 11
									167 H	Butler	4 5
									167 H	Butler	6 5
									167 H	Butler	4 1
									167 N	Butler	0 3
									173 N	Army	4 5
									175 A	Akron	5 5
									175 A	Akron	7 6
									178 H	Ill.-Chicago	8 11
									178 H	Ill.-Chicago	9 7
									183 N	Fairfield	0 4
									184 N	Fairleigh Dickinson	1 3
									185 N	Utah Valley	0 8
									192 N	Northern Colo.	3 2
									194 H	Wright St.	0 8
									194 H	Wright St.	10 0
									194 H	Wright St.	10 2
									204 A	Toledo	6 9
									204 A	Toledo	1 10
									208 N	Western Caro.	11 3
									210 H	Saint Francis (PA)	3 2
									210 H	Saint Francis (PA)	9 1
									216 A	Green Bay	0 2
						</					

Non-Div. I Games:

Youngstown St.

RPI	S	Opponent	Score	
216	A	Green Bay	4	2
216	N	Green Bay	8	4
218	N	Marist	12	7
247	H	Cleveland St.	7	1
247	H	Cleveland St.	3	2
247	H	Cleveland St.	10	8
255	N	Rider	2	1
258	H	Niagara	10	1
258	H	Niagara	5	1
261	A	Detroit	10	1
261	A	Detroit	9	0
261	A	Detroit	9	1
267	N	UNC Wilmington	6	1
270	N	Columbia	7	2
274	N	Bucknell	9	0
276	A	N.C. A&T	11	3
278	N	Howard	15	7
279	N	Lafayette	9	4
287	N	Saint Peter's	9	1

Youngstown St.

Y
o
u
n
g
s
t
o
w
n
s
t
.

Y
o
u
n
g
s
t
o
w
n
s
t
.

Drake				Through Games Of Through May 13, 2012											
Average RPI Win:	188	WON-LOST RECORD	WINNING PCT. RANK	LAST 10 GAMES	STRENGTH OF SCHEDULE	OPP. STRENGTH OF SCHEDULE	TEAM RPI	ADJ RPI	CONF. RPI	ADJ CONF. RPI					
DIV. I ONLY	29-28-0	.50877	136	9-1-0	220	144	162	.4754	162	13	13				
DIV. I NON-CONF.	11-17-0	.39286	193	2-0-0	275	168	245	.42326	243	14	14				
TOTALS		RPI 1-25		RPI 26-50		W-L RECORDS		RPI 51-100		RPI 101-150		RPI 150+			
29-28-0	0-0-0	0-4-0		OVERALL		3-11-0		5-5-0		21-8-0					
13-4-0	0-0-0	0-0-0		HOME		1-2-0		4-2-0		8-0-0					
9-13-0	0-0-0	0-2-0		AWAY		2-6-0		0-2-0		7-3-0					
7-11-0	0-0-0	0-2-0		NEUTRAL		0-3-0		1-1-0		6-5-0					
11-17-0	0-0-0	0-4-0		NON-CONFERENCE		1-3-0		1-2-0		9-8-0					
3-0-0	0-0-0	0-0-0		HOME		0-0-0		1-0-0		2-0-0					
2-7-0	0-0-0	0-0-		AWAY		1-1-0		0-1-0		1-3-0					
6-10-0	0-0-0	0-2-0		NEUTRAL		0-2-0		0-1-0		6-5-0					
18-11-0	0-0-0	0-0-0		CONFERENCE		2-8-0		4-3-0		12-0-0					
10-4-0	0-0-0	0-0-0		HOME		1-2-0		3-2-0		6-0-0					
7-6-0	0-0-0	0-0-0		AWAY		1-5-0		0-1-0		6-0-0					
1-1-0	0-0-0	0-0-0		NEUTRAL		0-1-0		1-0-0		0-0-0					
RPI	S	Opponent	Score	RPI	S	Opponent	Score	RPI	S	Opponent	Score	RPI	S	Opponent	Score
				47	A	Arkansas	6 8	52	A	Illinois St.	2 3	121	A	Iowa St.	0 1
				47	A	Arkansas	4 5	52	A	Illinois St.	0 7	121	H	Iowa St.	8 6
				47	N	Arkansas	1 4	52	A	Illinois St.	5 4	135	A	Creighton	2 6
				48	N	Ga. Southern	0 2	52	N	Illinois St.	0 3	135	H	Creighton	2 0
								54	N	Wisconsin	0 8	135	H	Creighton	2 5
								70	A	Lipscomb	2 5	142	H	Missouri St.	4 2
								72	A	UNI	2 3	142	H	Missouri St.	4 2
								72	A	UNI	1 5	142	H	Missouri St.	2 3
								72	A	UNI	2 11	142	N	Missouri St.	2 1
								74	H	Southern Ill.	5 6	147	N	Middle Tenn.	1 2
								74	H	Southern Ill.	0 13	152	H	Bradley	1 0
								74	H	Southern Ill.	4 2	152	H	Bradley	3 2
								78	A	Iowa	1 0	152	H	Bradley	3 0
								84	N	Valparaiso	3 5	167	N	Butler	0 3
												168	N	Eastern Mich.	0 4
												176	N	Western Ill.	3 2
												200	H	Wichita St.	7 2
												200	H	Wichita St.	6 4
												200	H	Wichita St.	4 2
												216	N	Green Bay	8 2
												221	A	Texas-Arlington	2 3
												221	A	Texas-Arlington	3 2
												224	A	Indiana St.	5 1
												224	A	Indiana St.	2 0
												224	A	Indiana St.	4 2
												226	N	IUPUI	0 2
												226	N	IUPUI	3 0
				LAST 10 GAMES											
				52	N	Illinois St.	0 3	232	H	Neb. Omaha	5 0	224	A	Indiana St.	5 1
				142	N	Missouri St.	2 1	232	H	Neb. Omaha	1 0	224	A	Indiana St.	2 0
				200	H	Wichita St.	7 2	235	A	Evansville	7 3	224	A	Indiana St.	4 2
				200	H	Wichita St.	6 4	235	A	Evansville	6 1	226	N	IUPUI	0 2
				200	H	Wichita St.	4 2	235	A	Evansville	2 0	226	N	IUPUI	3 0

Non-Div. I Games:

Drake

RPI	S	Opponent	Score	
232	H	Neb. Omaha	5	0
232	H	Neb. Omaha	1	0
235	A	Evansville	6	1
235	A	Evansville	7	3
235	A	Evansville	2	0
237	A	South Dakota St.	2	6
237	A	South Dakota St.	3	4
238	N	North Dakota	3	4
239	N	Houston Baptist	2	3
275	N	Alabama St.	11	3
284	N	Ark.-Pine Bluff	15	0
284	N	Ark.-Pine Bluff	16	4

Drake

D
r
a
k
e

D
r
a
k
e

Average RPI Win:	217	WON-LOST	WINNING	LAST 10	STRENGTH OF	OPP. STRENGTH	TEAM	ADJ	CONF.	ADJ CONF.					
Average RPI Loss:	157	RECORD	PCT. RANK	GAMES	SCHEDULE	OF SCHEDULE	RPI	RPI	RPI	RPI					
DIV. I ONLY		35-24-0	.59322	86	8-2-0	240	235	155	.47537	163	28	28			
DIV. I NON-CONF.		19-19-0	.5	131	0-0-0	212	192	170	.47233	173	28	28			
<hr/>															
TOTALS	RPI 1-25	RPI 26-50		W-L RECORDS		RPI 51-100		RPI 101-150		RPI 150+					
35-24-0	0-0-0	0-2-0		OVERALL		2-4-0		3-5-0		30-13-0					
11-7-0	0-0-0	0-0-0		HOME		1-3-0		0-0-0		10-4-0					
14-8-0	0-0-0	0-2-0		AWAY		1-0-0		3-3-0		10-3-0					
10-9-0	0-0-0	0-0-0		NEUTRAL		0-1-0		0-2-0		10-6-0					
19-19-0	0-0-0	0-2-0		NON-CONFERENCE		2-4-0		3-5-0		14-8-0					
5-5-0	0-0-0	0-0-0		HOME		1-3-0		0-0-0		4-2-0					
7-6-0	0-0-0	0-0-		AWAY		1-0-0		3-3-0		3-1-0					
7-8-0	0-0-0	0-0-0		NEUTRAL		0-1-0		0-2-0		7-5-0					
16-5-0	0-0-0	0-0-0		CONFERENCE		0-0-0		0-0-0		16-5-0					
6-2-0	0-0-0	0-0-0		HOME		0-0-0		0-0-0		6-2-0					
7-2-0	0-0-0	0-0-0		AWAY		0-0-0		0-0-0		7-2-0					
3-1-0	0-0-0	0-0-0		NEUTRAL		0-0-0		0-0-0		3-1-0					
RPI	S	Opponent	Score	RPI	S	Opponent	Score	RPI	S	Opponent	Score				
				41	A	UCF	1 6	67	H	Rutgers	0 1	110	A	Longwood	0 1
				49	A	Hofstra	6 7	67	H	Rutgers	1 4	113	A	St. John's (NY)	0 4
								87	N	North Florida	0 3	113	A	St. John's (NY)	3 1
								88	H	Stony Brook	6 3	116	N	Quinnipiac	3 4
								88	H	Stony Brook	0 2	116	N	Quinnipiac	0 2
								90	A	Fordham	6 2	125	A	Stetson	2 8
												133	A	Temple	8 0
												133	A	Temple	10 1
												153	N	James Madison	3 0
												153	N	James Madison	7 8
												173	A	Army	0 5
												177	N	Northern Ill.	2 3
												183	A	Fairfield	4 3
												183	A	Fairfield	3 1
												183	N	Fairfield	3 1
												183	N	Fairfield	2 0
												183	N	Fairfield	1 2
												184	H	Fairleigh Dickinson	4 2
												184	H	Fairleigh Dickinson	5 7
												193	N	Providence	8 1
												218	A	Marist	3 0
												218	H	Marist	2 3
												218	H	Marist	3 0
												219	N	Samford	2 1
												219	N	Samford	1 0
												220	H	Sacred Heart	3 4
												220	H	Sacred Heart	9 1
LAST 10 GAMES															
				183	N	Fairfield	2 0	218	H	Marist	3 0	218	H	Marist	3 0
				183	N	Fairfield	3 1	218	H	Marist	2 3	219	N	Samford	2 1
				236	N	Canisius	5 0	249	H	Siena	1 0	219	N	Samford	1 0
				183	N	Fairfield	1 2	249	H	Siena	2 0	220	H	Sacred Heart	3 4
				218	A	Marist	3 0	287	H	Saint Peter's	8 0	220	H	Sacred Heart	9 1

Non-Div. I Games:

Iona

I
o
n
a

RPI	S	Opponent	Score	
236	A	Canisius	0	1
236	A	Canisius	5	3
236	N	Canisius	5	0
240	A	Drexel	3	1
244	N	Colgate	1	2
246	N	Princeton	2	5
248	N	Dartmouth	1	2
248	N	Dartmouth	1	0
249	H	Siena	1	0
249	H	Siena	2	0
255	H	Rider	5	3
255	H	Rider	0	1
257	N	South Dakota	9	0
258	A	Niagara	3	0
258	A	Niagara	0	1
260	A	UMBC	10	4
263	A	Coppin St.	2	0
266	H	Hartford	3	1
266	H	Hartford	7	1
272	N	Oakland	5	4
273	A	Manhattan	3	1
273	A	Manhattan	7	0
287	H	Saint Peter's	8	0
287	H	Saint Peter's	2	1

I
o
n
a

Iona

Average RPI Win: 194		WON-LOST	WINNING	LAST 10	STRENGTH OF		OPP. STRENGTH	TEAM	ADJ		CONF.	ADJ CONF.
Average RPI Loss: 141		RECORD	PCT. RANK	GAMES	SCHEDULE		OF SCHEDULE	RPI	RPI		RPI	RPI
DIV. I ONLY		28-26-0	.51852	126	4-6-0		231	191	.47478		164	22
DIV. I NON-CONF.		10-14-0	.41667	178	0-2-0		261	158	.44375		217	22
TOTALS		RPI 1-25	RPI 26-50		W-L RECORDS		RPI 51-100		RPI 101-150		RPI 150+	
28-26-0		0-0-0	0-1-0		OVERALL		1-3-0		5-11-0		22-11-0	
12-9-0		0-0-0	0-0-0		HOME		0-1-0		3-2-0		9-6-0	
12-11-0		0-0-0	0-1-0		AWAY		0-2-0		2-6-0		10-2-0	
4-6-0		0-0-0	0-0-0		NEUTRAL		1-0-0		0-3-0		3-3-0	
10-14-0		0-0-0	0-1-0		NON-CONFERENCE		1-3-0		2-4-0		7-6-0	
2-5-0		0-0-0	0-0-0		HOME		0-1-0		1-1-0		1-3-0	
4-5-0		0-0-0	0-0-		AWAY		0-2-0		1-1-0		3-1-0	
4-4-0		0-0-0	0-0-0		NEUTRAL		1-0-0		0-2-0		3-2-0	
18-12-0		0-0-0	0-0-0		CONFERENCE		0-0-0		3-7-0		15-5-0	
10-4-0		0-0-0	0-0-0		HOME		0-0-0		2-1-0		8-3-0	
8-6-0		0-0-0	0-0-0		AWAY		0-0-0		1-5-0		7-1-0	
0-2-0		0-0-0	0-0-0		NEUTRAL		0-0-0		0-1-0		0-1-0	
RPI S	Opponent	Score	RPI S	Opponent	Score	RPI S	Opponent	Score	RPI S	Opponent	Score	
			35 A	Mississippi St.	0 8	57 H	Illinois	1 4	115 A	UT Martin	9 4	
						61 N	Chattanooga	5 4	115 A	UT Martin	1 5	
						74 A	Southern Ill.	2 10	115 A	UT Martin	4 5	
						75 A	Georgia St.	0 7	124 H	Murray St.	5 4	
									124 H	Murray St.	0 3	
									124 H	Murray St.	8 2	
									136 N	Mercer	6 9	
									136 N	Mercer	0 2	
									139 A	Jacksonville St.	2 5	
									139 A	Jacksonville St.	1 7	
									139 A	Jacksonville St.	0 5	
									139 N	Jacksonville St.	5 7	
									142 H	Missouri St.	5 4	
									142 H	Missouri St.	3 8	
									147 A	Middle Tenn.	2 1	
									147 A	Middle Tenn.	2 3	
									154 N	Louisiana Tech	0 2	
									154 N	Louisiana Tech	6 8	
									158 H	Eastern Ky.	3 4	
									158 H	Eastern Ky.	4 13	
									158 H	Eastern Ky.	5 4	
									160 H	Tennessee Tech	7 2	
									160 H	Tennessee Tech	3 1	
									160 N	Tennessee Tech	1 3	
									165 A	SIU Edwardsville	4 9	
									165 H	SIU Edwardsville	0 4	
									165 H	SIU Edwardsville	4 1	
LAST 10 GAMES												
			139 N	Jacksonville St.	5 7	115 A	UT Martin	4 5				
			160 N	Tennessee Tech	1 3	115 A	UT Martin	9 4				
			217 H	Austin Peay	1 0	115 A	UT Martin	1 5				
			217 H	Austin Peay	3 2	226 H	IUPUI	0 1				
			217 H	Austin Peay	1 0	226 H	IUPUI	2 3				

Non-Div. I Games:

Eastern Ill.

E
a
s
t
e
r
n
I
l
l
.

Eastern Illinois.

Eastern Ill.

Average RPI Win:		189	WON-LOST RECORD		WINNING PCT. RANK		LAST 10 GAMES		STRENGTH OF SCHEDULE		OPP. STRENGTH OF SCHEDULE		TEAM RPI		ADJ RPI		CONF. RPI		ADJ CONF. RPI				
DIV. I ONLY			25-29-1		.46364	164	6-3-1		174		188		170		.4746		165	22		20			
DIV. I NON-CONF.			10-13-0		.43478	167	1-0-0		79		120		132		.50185		131	22		21			
TOTALS		RPI 1-25		RPI 26-50		W-L RECORDS		RPI 51-100		RPI 101-150		RPI 150+											
25-29-1		0-2-0		1-1-0		OVERALL		0-7-0		5-7-0		19-12-1											
14-5-1		0-0-0		0-0-0		HOME		0-1-0		1-0-0		13-4-1											
5-18-0		0-2-0		1-1-0		AWAY		0-2-0		2-7-0		2-6-0											
6-6-0		0-0-0		0-0-0		NEUTRAL		0-4-0		2-0-0		4-2-0											
10-13-0		0-2-0		1-1-0		NON-CONFERENCE		0-7-0		2-1-0		7-2-0											
2-1-0		0-0-0		0-0-0		HOME		0-1-0		0-0-0		2-0-0											
2-6-0		0-2-0		1-0-		AWAY		0-2-0		0-1-0		1-0-0											
6-6-0		0-0-0		0-0-0		NEUTRAL		0-4-0		2-0-0		4-2-0											
15-16-1		0-0-0		0-0-0		CONFERENCE		0-0-0		3-6-0		12-10-1											
12-4-1		0-0-0		0-0-0		HOME		0-0-0		1-0-0		11-4-1											
3-12-0		0-0-0		0-0-0		AWAY		0-0-0		2-6-0		1-6-0											
0-0-0		0-0-0		0-0-0		NEUTRAL		0-0-0		0-0-0		0-0-0											
RPI	S	Opponent		Score		RPI	S	Opponent		Score		RPI	S	Opponent		Score		RPI	S	Opponent		Score	
2	A	Alabama		0	8	35	A	Mississippi St.		0	5	61	A	Chattanooga		1	4	115	A	UT Martin		3	4
21	A	Georgia Tech		1	9	35	A	Mississippi St.		5	4	74	A	Southern Ill.		1	4	115	A	UT Martin		6	7
												74	H	Southern Ill.		1	4	115	A	UT Martin		3	9
												76	N	North Dakota St.		0	3	124	A	Murray St.		2	1
												76	N	North Dakota St.		3	7	124	A	Murray St.		0	11
												85	N	East Carolina		5	6	124	H	Murray St.		1	0
												85	N	East Carolina		1	3	131	A	La.-Monroe		6	7
																		139	A	Jacksonville St.		3	11
																		139	A	Jacksonville St.		8	9
																		139	A	Jacksonville St.		2	1
																		148	N	Mississippi Val.		7	1
																		148	N	Mississippi Val.		4	0
																		152	H	Bradley		4	3
																		158	H	Eastern Ky.		1	4
																		158	H	Eastern Ky.		3	2
																		158	H	Eastern Ky.		1	6
																		160	A	Tennessee Tech		0	2
																		160	A	Tennessee Tech		1	7
																		160	A	Tennessee Tech		2	4
																		164	A	Eastern Ill.		1	4
																		164	A	Eastern Ill.		4	0
																		164	H	Eastern Ill.		9	4
																		174	A	Saint Louis		2	1
																		174	H	Saint Louis		2	0
																		176	N	Western Ill.		1	3
																		177	N	Northern Ill.		4	3
																		194	N	Wright St.		6	4
LAST 10 GAMES				256 H Tennessee St.				1	4	256 H Tennessee St.				2	0	174 A Saint Louis				2	1		
				256 H Tennessee St.				0	0	158 H Eastern Ky.				1	4	174 H Saint Louis				2	0		
				256 H Tennessee St.				10	0	158 H Eastern Ky.				3	2	176 N Western Ill.				1	3		
				256 H Tennessee St.				16	0	158 H Eastern Ky.				1	6	177 N Northern Ill.				4	3		
				256 H Tennessee St.				6	5	174 A Saint Louis				2	1	194 N Wright St.				6	4		

Non-Div. I Games:

SIU Edwardsville

RPI	S	Opponent	Score	
209	A	Southeast Mo. St.	8	9
209	A	Southeast Mo. St.	1	4
217	H	Austin Peay	4	3
217	H	Austin Peay	2	4
217	H	Austin Peay	6	1
223	H	Morehead St.	8	7
223	H	Morehead St.	8	7
223	H	Morehead St.	6	4
226	N	IUPUI	1	7
230	N	Northwestern St.	7	4
256	H	Tennessee St.	2	0
256	H	Tennessee St.	1	4
256	H	Tennessee St.	6	5
256	H	Tennessee St.	16	0
256	H	Tennessee St.	10	0
256	H	Tennessee St.	0	0
286	N	Grambling	12	2

SIU Edwardsville

U
T
S
A

UTSA				Through Games Of Through May 13, 2012							
Average RPI Win: 190		WON-LOST RECORD	WINNING PCT. RANK	LAST 10 GAMES	STRENGTH OF SCHEDULE	OPP. STRENGTH OF SCHEDULE	TEAM RPI	ADJ		CONF. RPI	ADJ CONF. RPI
Average RPI Loss: 114								RPI	RPI		
DIV. I ONLY		24-28-0	.46154 165	4-6-0	149	146	156	.47445 166	18	18	
DIV. I NON-CONF.		11-18-0	.37931 200	0-1-0	148	122	185	.46406 191	16	16	

TOTALS		RPI 1-25		RPI 26-50		W-L RECORDS		RPI 51-100		RPI 101-150 RPI 150+	
24-28-0		0-3-0		0-7-0		OVERALL		2-4-0		6-6-0 16-8-0	
12-6-0		0-0-0		0-2-0		HOME		0-0-0		4-2-0 8-2-0	
6-12-0		0-3-0		0-3-0		AWAY		0-1-0		1-3-0 5-2-0	
6-10-0		0-0-0		0-2-0		NEUTRAL		2-3-0		1-1-0 3-4-0	
11-18-0		0-3-0		0-4-0		NON-CONFERENCE		2-4-0		1-1-0 8-6-0	
3-2-0		0-0-0		0-1-0		HOME		0-0-0		0-0-0 3-1-0	
2-6-0		0-3-0		0-0-		AWAY		0-1-0		0-0-0 2-1-0	
6-10-0		0-0-0		0-2-0		NEUTRAL		2-3-0		1-1-0 3-4-0	
13-10-0		0-0-0		0-3-0		CONFERENCE		0-0-0		5-5-0 8-2-0	
9-4-0		0-0-0		0-1-0		HOME		0-0-0		4-2-0 5-1-0	
4-6-0		0-0-0		0-2-0		AWAY		0-0-0		1-3-0 3-1-0	
0-0-0		0-0-0		0-0-0		NEUTRAL		0-0-0		0-0-0 0-0-0	
RPI S	Opponent	Score		RPI S	Opponent	Score		RPI S	Opponent	Score	
5 A	Texas	0	15	32 N	Tulsa	6	7	58 A	Boise St.	3	5
5 A	Texas	0	8	32 N	Tulsa	2	3	76 N	North Dakota St.	6	5
8 A	Texas A&M	1	3	37 A	Baylor	0	5	84 N	Valparaiso	6	10
				39 A	Texas St.	1	2	93 N	North Carolina St.	2	1
				39 A	Texas St.	3	6	95 N	Ole Miss	2	12
				39 H	Texas St.	1	2	98 N	New Mexico	0	8
				42 H	Houston	0	10				

U
T
S
A

Non-Div. I Games:

UTSA

RPI	S	Opponent	Score	
238	N	North Dakota	6	4
239	A	Houston Baptist	2	3
239	H	Houston Baptist	0	6
239	H	Houston Baptist	6	2
242	H	Texas Southern	12	7
242	H	Texas Southern	11	3
243	A	Southeastern La.	1	4
243	A	Southeastern La.	4	0
269	N	Brown	5	10

UTSA

U
T
S
A

U
T
S
A

Average RPI Win: 197		WON-LOST RECORD		WINNING PCT. RANK		LAST 10 GAMES		STRENGTH OF SCHEDULE		OPP. STRENGTH OF SCHEDULE		TEAM RPI		ADJ RPI		CONF. RPI		ADJ CONF. RPI	
DIV. I ONLY		25-32-0		.4386 182		5-5-0		142		174		165		.47426 167		24		23	
DIV. I NON-CONF.		9-19-0		.32143 230		0-0-0		126		111		196		.4601 199		25		24	
TOTALS		RPI 1-25		RPI 26-50		W-L RECORDS		RPI 51-100		RPI 101-150		RPI 150+							
25-32-0		0-2-0		0-3-0		OVERALL		2-12-0		2-4-0		21-11-0							
9-8-0		0-0-0		0-0-0		HOME		0-4-0		2-1-0		7-3-0							
12-15-0		0-0-0		0-2-0		AWAY		2-6-0		0-0-0		10-7-0							
4-9-0		0-2-0		0-1-0		NEUTRAL		0-2-0		0-3-0		4-1-0							
9-19-0		0-2-0		0-3-0		NON-CONFERENCE		0-9-0		0-2-0		9-3-0							
1-4-0		0-0-0		0-0-0		HOME		0-4-0		0-0-0		1-0-0							
6-7-0		0-0-0		0-0-		AWAY		0-3-0		0-0-0		6-2-0							
2-8-0		0-2-0		0-1-0		NEUTRAL		0-2-0		0-2-0		2-1-0							
16-13-0		0-0-0		0-0-0		CONFERENCE		2-3-0		2-2-0		12-8-0							
8-4-0		0-0-0		0-0-0		HOME		0-0-0		2-1-0		6-3-0							
6-8-0		0-0-0		0-0-0		AWAY		2-3-0		0-0-0		4-5-0							
2-1-0		0-0-0		0-0-0		NEUTRAL		0-0-0		0-1-0		2-0-0							
RPI	S	Opponent		Score		RPI	S	Opponent		Score		RPI	S	Opponent		Score			
1	N	California		1	14	45	N	San Diego St.		2	10	56	N	Purdue		0	3		
9	N	Oregon		0	6	47	A	Arkansas		1	3	59	A	Fresno St.		1	9		
						47	A	Arkansas		5	6	59	A	Fresno St.		1	12		
												64	H	Miami (OH)		1	5		
												64	H	Miami (OH)		0	9		
												70	A	Lipscomb		0	1		
												77	H	IPFW		1	4		
												77	H	IPFW		1	3		
												84	A	Valparaiso		1	9		
												84	A	Valparaiso		1	5		
												84	A	Valparaiso		5	4		
												84	A	Valparaiso		6	1		
												84	A	Valparaiso		2	3		
												91	N	Connecticut		8	10		
														Loyola Chicago		4	0		
														Loyola Chicago		2	0		
														Loyola Chicago		4	5		
														Loyola Chicago		1	9		
														UMKC		0	1		
														UMKC		0	2		
														Youngstown St.		1	4		
														Youngstown St.		5	6		
														Youngstown St.		5	4		
														Youngstown St.		3	0		
														Drake		3	0		
														Eastern Ill.		1	0		
														Eastern Ill.		1	2		
														Ill.-Chicago		4	3		
														Ill.-Chicago		4	8		
														Ill.-Chicago		9	0		
														Michigan St.		8	1		
														Wright St.		3	5		
														Wright St.		2	3		
														Wright St.		5	1		
														Green Bay		3	11		
														Green Bay		9	8		
														Green Bay		1	4		
														Samford		3	4		
														Morehead St.		0	1		
														Morehead St.		11	5		
														Indiana St.		8	4		
LAST 10 GAMES																			
						84	A	Valparaiso		2	3	247	A	Cleveland St.		7	5		
						127	N	Loyola Chicago		1	9	247	A	Cleveland St.		5	7		
						84	A	Valparaiso		6	1	84	A	Valparaiso		5	4		
						161	N	Youngstown St.		3	0	84	A	Valparaiso		1	5		
						247	A	Cleveland St.		8	1	84	A	Valparaiso		1	9		

Non-Div. I Games:

Butler

RPI	S	Opponent	Score	
224	A	Indiana St.	6	0
226	H	IUPUI	4	0
226	N	IUPUI	5	1
235	A	Evansville	3	2
247	A	Cleveland St.	7	5
247	A	Cleveland St.	8	1
247	A	Cleveland St.	5	7
261	H	Detroit	8	3
261	H	Detroit	7	2
261	H	Detroit	9	2
261	N	Detroit	8	0

Butler

B
u
t
l
e
r

B
u
t
l
e
r

Average RPI Win:		197	WON-LOST RECORD		WINNING PCT. RANK		LAST 10 GAMES		STRENGTH OF SCHEDULE		OPP. STRENGTH OF SCHEDULE		TEAM RPI		ADJ RPI		CONF. RPI		ADJ CONF. RPI			
DIV. I ONLY			21-34-0		.38182 209		2-8-0		122		125		175		.47338 168		12		12			
DIV. I NON-CONF.			14-19-0		.42424 172		0-2-0		115		147		155		.48801 154		13		13			
TOTALS		RPI 1-25		RPI 26-50		W-L RECORDS		RPI 51-100		RPI 101-150		RPI 150+										
21-34-0		0-4-0		0-4-0		OVERALL		1-11-0		3-9-0		17-6-0										
5-6-0		0-0-0		0-0-0		HOME		0-1-0		1-3-0		4-2-0										
7-22-0		0-4-0		0-4-0		AWAY		0-8-0		1-5-0		6-1-0										
9-6-0		0-0-0		0-0-0		NEUTRAL		1-2-0		1-1-0		7-3-0										
14-19-0		0-4-0		0-4-0		NON-CONFERENCE		1-7-0		1-1-0		12-3-0										
2-1-0		0-0-0		0-0-0		HOME		0-1-0		0-0-0		2-0-0										
3-12-0		0-4-0		0-0-		AWAY		0-4-0		0-0-0		3-0-0										
9-6-0		0-0-0		0-0-0		NEUTRAL		1-2-0		1-1-0		7-3-0										
7-15-0		0-0-0		0-0-0		CONFERENCE		0-4-0		2-8-0		5-3-0										
3-5-0		0-0-0		0-0-0		HOME		0-0-0		1-3-0		2-2-0										
4-10-0		0-0-0		0-0-0		AWAY		0-4-0		1-5-0		3-1-0										
0-0-0		0-0-0		0-0-0		NEUTRAL		0-0-0		0-0-0		0-0-0										
RPI S	Opponent		Score		RPI S	Opponent		Score		RPI S	Opponent		Score		RPI S	Opponent		Score				
7	A	Florida	1	2	30	A	Notre Dame	0	10	64	A	Miami (OH)	0	8	103	A	Bowling Green	1	7			
7	A	Florida	0	16	41	A	UCF	6	8	64	A	Miami (OH)	0	10	103	A	Bowling Green	1	6			
25	A	Michigan	2	10	41	A	UCF	2	7	68	A	Ball St.	5	9	114	H	Western Mich.	0	2			
25	A	Michigan	2	4	41	A	UCF	3	4	68	A	Ball St.	7	10	114	H	Western Mich.	3	7			
										70 H Lipscomb					3	11	119	A	Central Mich.	1	5	
										77 A IPFW					0	5	119	A	Central Mich.	2	10	
										77 A IPFW					3	4	127	N	Loyola Chicago	2	0	
										80 A Jacksonville					0	8	130	A	Kent St.	7	4	
										80 A Jacksonville					0	2	130	A	Kent St.	1	6	
										80 N Jacksonville					6	2	144	H	Ohio	7	6	
										81 N Fla. Gulf Coast					0	1	144	H	Ohio	4	5	
										81 N Fla. Gulf Coast					1	5	147	N	Middle Tenn.	5	6	
																	157	N	Gardner-Webb	6	2	
																	157	N	Gardner-Webb	5	0	
																	162	N	Drake	4	0	
																	169	N	Seton Hall	7	1	
																	175	H	Akron	5	4	
																	175	H	Akron	3	4	
																	177	H	Northern Ill.	2	0	
																	177	H	Northern Ill.	0	4	
																	190	A	Michigan St.	6	3	
																	195	N	Campbell	0	5	
																	195	N	Campbell	1	3	
																	197	N	Dayton	1	7	
																	203	A	Buffalo	6	5	
																	203	A	Buffalo	13	4	
																	204	A	Toledo	7	8	
																		</				

RPI	S	Opponent	Score	
204	A	Toledo	6	5
258	N	Niagara	5	0
258	N	Niagara	5	4
261	H	Detroit	8	0
261	H	Detroit	7	1
272	A	Oakland	10	2
272	A	Oakland	13	0
275	N	Alabama St.	5	0

Eastern Mich.

E
a
s
t
e
r
n
M
i
c
h
.

E
a
s
t
e
r
n
M
i
c
h
.

[illegible]

Non-Div. I Games:

Seton Hall

RPI	S	Opponent	Score	
273	H	Manhattan	13	6
287	H	Saint Peter's	5	1
287	H	Saint Peter's	10	8

Seton Hall

S
e
t
o
n
H
a
l
l

S
e
t
o
n
H
a
l
l

[illegible]

Non-Div. I Games:

UNC Greensboro

RPI	S	Opponent	Score	
219	A	Samford	1	2
219	N	Samford	6	5
222	A	Liberty	6	5
222	A	Liberty	9	1
223	N	Morehead St.	9	3
240	H	Drexel	5	1
255	H	Rider	9	1
276	H	N.C. A&T	12	4
285	H	N.C. Central	8	0

UNC Greensboro

U
N
C
G
r
e
e
n
s
b
o
r
o

U
N
C
G
r
e
e
n
s
b
o
r
o

Average RPI Win:	192	WON-LOST RECORD	WINNING PCT. RANK	LAST 10 GAMES	STRENGTH OF SCHEDULE	OPP. STRENGTH OF SCHEDULE	TEAM RPI	ADJ RPI	CONF. RPI	ADJ CONF. RPI	
DIV. I ONLY		22-29-1	.43269 185	5-5-0	153	212	177	.46922 171	19	19	
DIV. I NON-CONF.		11-17-0	.39286 193	0-0-0	139	244	190	.46411 190	18	18	
<hr/>											
TOTALS	RPI 1-25	RPI 26-50		W-L RECORDS		RPI 51-100		RPI 101-150		RPI 150+	
22-29-1	0-0-0	1-3-0		OVERALL		0-6-0		4-8-0		17-12-1	
7-8-0	0-0-0	0-0-0		HOME		0-2-0		0-2-0		7-4-0	
9-11-1	0-0-0	0-2-0		AWAY		0-2-0		2-2-0		7-5-1	
6-10-0	0-0-0	1-1-0		NEUTRAL		0-2-0		2-4-0		3-3-0	
11-17-0	0-0-0	1-1-0		NON-CONFERENCE		0-3-0		3-6-0		7-7-0	
1-2-0	0-0-0	0-0-0		HOME		0-0-0		0-0-0		1-2-0	
6-7-0	0-0-0	0-0-		AWAY		0-2-0		2-2-0		4-3-0	
4-8-0	0-0-0	1-1-0		NEUTRAL		0-1-0		1-4-0		2-2-0	
11-12-1	0-0-0	0-2-0		CONFERENCE		0-3-0		1-2-0		10-5-1	
6-6-0	0-0-0	0-0-0		HOME		0-2-0		0-2-0		6-2-0	
3-4-1	0-0-0	0-2-0		AWAY		0-0-0		0-0-0		3-2-1	
2-2-0	0-0-0	0-0-0		NEUTRAL		0-1-0		1-0-0		1-1-0	
<hr/>											
RPI S	Opponent	Score	RPI S	Opponent	Score	RPI S	Opponent	Score	RPI S	Opponent	Score
33 N	BYU	2 3	33 N	BYU	2 3	59 N	Fresno St.	0 3	116 N	Quinnipiac	0 1
34 A	Massachusetts	3 9	34 A	Massachusetts	3 9	60 A	Virginia	3 8	117 N	Robert Morris	2 0
34 A	Massachusetts	2 8	34 A	Massachusetts	2 8	60 A	Virginia	1 3	122 N	Loyola Marymount	4 7
45 N	San Diego St.	3 1	45 N	San Diego St.	3 1	90 H	Fordham	0 1	122 N	Loyola Marymount	0 1
						90 H	Fordham	1 4	133 H	Temple	3 7
						90 N	Fordham	1 4	133 H	Temple	1 3
									133 N	Temple	6 0
									137 A	Villanova	5 3
									140 A	Penn	3 1
									140 A	Penn	0 1
									144 N	Ohio	1 2
									150 A	Monmouth	2 3
									151 A	Charlotte	3 0
									151 A	Charlotte	2 1
									151 N	Charlotte	6 1
									174 H	Saint Louis	3 5
									174 H	Saint Louis	2 0
									179 A	Delaware St.	10 0
									179 A	Delaware St.	4 5
									180 N	Utah St.	3 4
									182 A	UC Riverside	0 4
									182 A	UC Riverside	1 2
									187 N	Cal Poly	4 6
									189 H	George Washington	6 1
									189 H	George Washington	4 12
									189 N	George Washington	0 1
									195 A	Campbell	1 0
<hr/>											
LAST 10 GAMES			LAST 10 GAMES			LAST 10 GAMES			LAST 10 GAMES		
189 N	George Washington	0 1	214 H	St. Bonaventure	10 0	187 N	Cal Poly	4 6	189 H	George Washington	6 1
90 N	Fordham	1 4	174 H	Saint Louis	2 0	189 H	George Washington	4 12	189 N	George Washington	0 1
151 N	Charlotte	6 1	174 H	Saint Louis	3 5				189 N	George Washington	0 1
133 N	Temple	6 0	133 H	Temple	3 7				195 A	Campbell	1 0
214 H	St. Bonaventure	10 2	133 H	Temple	1 3						

Non-Div. I Games:

Saint Joseph's

RPI	S	Opponent	Score
197	A	Dayton	1 3
197	A	Dayton	1 2
214	H	St. Bonaventure	10 2
214	H	St. Bonaventure	10 0
228	A	Rhode Island	11 1
228	A	Rhode Island	3 3
229	N	Towson	7 2
240	H	Drexel	4 7
244	N	Colgate	9 4
255	H	Rider	2 4
255	H	Rider	1 0
264	H	La Salle	11 1
264	H	La Salle	4 1
279	A	Lafayette	4 0
279	A	Lafayette	9 2

Saint Joseph's

S
a
i
n
t
J
o
s
e
p
h
'
s

Average RPI Win: 197		WON-LOST RECORD		WINNING PCT. RANK		LAST 10 GAMES		STRENGTH OF SCHEDULE		OPP. STRENGTH OF SCHEDULE		TEAM RPI		ADJ RPI		CONF. RPI		ADJ CONF. RPI	
DIV. I ONLY		20-25-0		.44444 179		6-4-0		156		225		176		.4686 172		20		21	
DIV. I NON-CONF.		9-16-0		.36 214		1-0-0		194		230		221		.44337 219		23		25	
TOTALS		RPI 1-25		RPI 26-50		W-L RECORDS		RPI 51-100		RPI 101-150		RPI 150+							
20-25-0		0-0-0		2-1-0		OVERALL		1-6-0		3-8-0		14-10-0							
8-8-0		0-0-0		0-1-0		HOME		0-1-0		2-4-0		6-2-0							
8-7-0		0-0-0		1-0-0		AWAY		1-3-0		1-3-0		5-1-0							
4-10-0		0-0-0		1-0-0		NEUTRAL		0-2-0		0-1-0		3-7-0							
9-16-0		0-0-0		2-1-0		NON-CONFERENCE		1-6-0		0-1-0		6-8-0							
3-3-0		0-0-0		0-1-0		HOME		0-1-0		0-0-0		3-1-0							
2-3-0		0-0-0		1-0-		AWAY		1-3-0		0-0-0		0-0-0							
4-10-0		0-0-0		1-0-0		NEUTRAL		0-2-0		0-1-0		3-7-0							
11-9-0		0-0-0		0-0-0		CONFERENCE		0-0-0		3-7-0		8-2-0							
5-5-0		0-0-0		0-0-0		HOME		0-0-0		2-4-0		3-1-0							
6-4-0		0-0-0		0-0-0		AWAY		0-0-0		1-3-0		5-1-0							
0-0-0		0-0-0		0-0-0		NEUTRAL		0-0-0		0-0-0		0-0-0							
RPI	S	Opponent		Score		RPI	S	Opponent		Score		RPI	S	Opponent		Score			
44	A	Boston U.		3	2	56	N	Purdue		2	10	116	A	Quinnipiac		1	2		
44	H	Boston U.		3	13	88	A	Stony Brook		2	3	116	A	Quinnipiac		2	10		
50	N	Maryland		6	4	88	A	Stony Brook		5	6	117	A	Robert Morris		4	7		
						91	H	Connecticut		4	6	117	A	Robert Morris		2	0		
						97	N	Coastal Caro.		0	10	123	H	LIU Brooklyn		3	6		
						98	A	New Mexico		1	15	123	H	LIU Brooklyn		4	18		
						100	A	Harvard		15	6	129	H	Central Conn. St.		3	14		
												129	H	Central Conn. St.		2	6		
												138	N	Central Ark.		3	7		
												150	H	Monmouth		5	4		
												150	H	Monmouth		7	4		
												177	N	Northern Ill.		6	7		
												183	N	Fairfield		4	12		
												184	H	Fairleigh Dickinson		3	0		
												184	H	Fairleigh Dickinson		10	4		
												191	N	Florida A&M		3	5		
												192	N	Northern Colo.		2	15		
												192	N	Northern Colo.		7	10		
												193	H	Providence		9	6		
												210	A	Saint Francis (PA)		8	7		
												210	A	Saint Francis (PA)		3	7		
												216	N	Green Bay		2	6		
												220	A	Sacred Heart		2	1		
												220	A	Sacred Heart		3	1		
												236	N	Canisius		7	3		
												247	N	Cleveland St.		3	4		
												252	H	Mt. St. Mary's		5	12		
LAST 10 GAMES						LAST 10 GAMES						LAST 10 GAMES							
129	H	Central Conn. St.		2	6	116	A	Quinnipiac		2	10	220	A	Sacred Heart		2	1		
129	H	Central Conn. St.		3	14	220	A	Sacred Heart		2	1	220	A	Sacred Heart		3	1		
184	H	Fairleigh Dickinson		3	0	220	A	Sacred Heart		3	1	236	N	Canisius		7	3		
184	H	Fairleigh Dickinson		10	4	269	H	Brown		5	3	247	N	Cleveland St.		3	4		
116	A	Quinnipiac		1	2	150	H	Monmouth		5	4	252	H	Mt. St. Mary's		5	12		

Non-Div. I Games:

Bryant

RPI	S	Opponent	Score	
252	H	Mt. St. Mary's	5	2
259	A	Wagner	6	5
259	A	Wagner	6	1
268	H	Yale	12	0
268	H	Yale	8	9
269	H	Brown	5	3
279	N	Lafayette	3	2
287	N	Saint Peter's	7	3

Bryant

Average RPI Win: 232		WON-LOST RECORD	WINNING PCT. RANK	LAST 10 GAMES	STRENGTH OF SCHEDULE	OPP. STRENGTH OF SCHEDULE	TEAM RPI	ADJ RPI		CONF. RPI	ADJ CONF. RPI						
Average RPI Loss: 184																	
DIV. I ONLY		37-21-0	.63793	57	4-6-0	260	272	159	.46804	173	29	29					
DIV. I NON-CONF.		21-13-0	.61765	77	1-1-0	227	281	148	.48208	157	29	29					
<hr/>																	
TOTALS		RPI 1-25		RPI 26-50		W-L RECORDS		RPI 51-100		RPI 101-150		RPI 150+					
37-21-0		0-1-0		0-0-0		OVERALL		0-1-0		5-6-0		32-13-0					
15-4-0		0-0-0		0-0-0		HOME		0-0-0		3-3-0		12-1-0					
10-10-0		0-1-0		0-0-0		AWAY		0-0-0		0-3-0		10-6-0					
12-7-0		0-0-0		0-0-0		NEUTRAL		0-1-0		2-0-0		10-6-0					
21-13-0		0-1-0		0-0-0		NON-CONFERENCE		0-1-0		4-1-0		17-10-0					
6-1-0		0-0-0		0-0-0		HOME		0-0-0		2-0-0		4-1-0					
5-5-0		0-1-0		0-0-		AWAY		0-0-0		0-1-0		5-3-0					
10-7-0		0-0-0		0-0-0		NEUTRAL		0-1-0		2-0-0		8-6-0					
16-8-0		0-0-0		0-0-0		CONFERENCE		0-0-0		1-5-0		15-3-0					
9-3-0		0-0-0		0-0-0		HOME		0-0-0		1-3-0		8-0-0					
5-5-0		0-0-0		0-0-0		AWAY		0-0-0		0-2-0		5-3-0					
2-0-0		0-0-0		0-0-0		NEUTRAL		0-0-0		0-0-0		2-0-0					
RPI	S	Opponent		Score		RPI	S	Opponent		Score		RPI	S	Opponent		Score	
15	A	Georgia		0 12													
													</				

RPI	S	Opponent	Score	
244	A	Colgate	0	7
244	A	Colgate	4	5
244	A	Colgate	1	4
244	N	Colgate	4	3
249	N	Siena	2	8
251	N	Delaware	2	13
253	A	Norfolk St.	0	8
253	A	Norfolk St.	5	4
255	N	Rider	1	2
255	N	Rider	3	5
259	N	Wagner	5	3
268	A	Yale	2	1
268	A	Yale	8	6
274	A	Bucknell	13	2
274	A	Bucknell	11	0
274	A	Bucknell	5	1
274	A	Bucknell	6	3
277	H	Holy Cross	5	3
277	H	Holy Cross	1	0
277	H	Holy Cross	8	0
277	H	Holy Cross	10	4
279	H	Lafayette	1	0
279	H	Lafayette	2	0
279	H	Lafayette	4	0
279	H	Lafayette	1	0
279	N	Lafayette	7	0
287	H	Saint Peter's	21	2

Army

A
r
m
y

A
r
m
y

RPI	S	Opponent	Score	
287	H	Saint Peter's	10	2
287	N	Saint Peter's	5	3

A
r
m
y

A
r
m
y

Army

Average RPI Win:		179	WON-LOST RECORD		WINNING PCT. RANK		LAST 10 GAMES		STRENGTH OF SCHEDULE		OPP. STRENGTH OF SCHEDULE		TEAM RPI		ADJ RPI		CONF. RPI		ADJ CONF. RPI	
DIV. I ONLY			23-33-0		.41071 196		4-6-0		137		157		172		.4678 174		19		19	
DIV. I NON-CONF.			14-22-0		.38889 196		1-2-0		118		146		164		.4734 170		18		18	
TOTALS		RPI 1-25		RPI 26-50		W-L RECORDS		RPI 51-100		RPI 101-150		RPI 150+								
23-33-0		0-4-0		0-3-0		OVERALL		4-7-0		2-5-0		17-14-0								
4-11-0		0-0-0		0-2-0		HOME		0-2-0		0-0-0		4-7-0								
11-12-0		0-2-0		0-0-0		AWAY		3-2-0		1-2-0		7-6-0								
8-10-0		0-2-0		0-1-0		NEUTRAL		1-3-0		1-3-0		6-1-0								
14-22-0		0-4-0		0-1-0		NON-CONFERENCE		4-5-0		1-4-0		9-8-0								
2-5-0		0-0-0		0-0-0		HOME		0-2-0		0-0-0		2-3-0								
4-7-0		0-2-0		0-0-		AWAY		3-0-0		0-1-0		1-4-0								
8-10-0		0-2-0		0-1-0		NEUTRAL		1-3-0		1-3-0		6-1-0								
9-11-0		0-0-0		0-2-0		CONFERENCE		0-2-0		1-1-0		8-6-0								
2-6-0		0-0-0		0-2-0		HOME		0-0-0		0-0-0		2-4-0								
7-5-0		0-0-0		0-0-0		AWAY		0-2-0		1-1-0		6-2-0								
0-0-0		0-0-0		0-0-0		NEUTRAL		0-0-0		0-0-0		0-0-0								
RPI	S	Opponent		Score		RPI	S	Opponent		Score		RPI	S	Opponent		Score				
10	A	Louisville		0	9	29	N	Virginia Tech		4	8	52	N	Illinois St.		3	8			
10	A	Louisville		0	9	34	H	Massachusetts		0	5	73	N	Kennesaw St.		4	3			
14	N	Missouri		0	10	34	H	Massachusetts		0	8	74	H	Southern Ill.		1	9			
25	N	Michigan		3	6							74	H	Southern Ill.		2	4			
												80	A	Jacksonville		2	1			
												80	A	Jacksonville		1	0			
												81	A	Fla. Gulf Coast		5	3			
												90	A	Fordham		1	4			
												90	A	Fordham		0	4			
												92	N	Indiana		4	5			
												99	N	Boston College		4	5			

Non-Div. I Games:

Saint Louis

Saint Louis

Average RPI Win: 211		WON-LOST RECORD	WINNING PCT. RANK	LAST 10 GAMES	STRENGTH OF SCHEDULE	OPP. STRENGTH OF SCHEDULE	TEAM RPI	ADJ RPI	CONF. RPI	ADJ CONF. RPI													
Average RPI Loss: 131																							
DIV. I ONLY		24-29-1	.4537	174	7-3-0	188	207	185	.46743	175	12	12											
DIV. I NON-CONF.		16-15-1	.51563	129	2-0-0	214	262	175	.4727	172	13	13											
<hr/>																							
TOTALS		RPI 1-25		RPI 26-50		W-L RECORDS		RPI 51-100		RPI 101-150		RPI 150+											
24-29-1		0-1-0		0-0-0		OVERALL		0-6-0		5-11-0		19-11-1											
11-7-1		0-0-0		0-0-0		HOME		0-0-0		2-4-0		9-3-1											
4-13-0		0-0-0		0-0-0		AWAY		0-4-0		2-5-0		2-4-0											
9-9-0		0-1-0		0-0-0		NEUTRAL		0-2-0		1-2-0		8-4-0											
16-15-1		0-1-0		0-0-0		NON-CONFERENCE		0-2-0		2-4-0		14-8-1											
5-1-1		0-0-0		0-0-0		HOME		0-0-0		0-0-0		5-1-1											
2-5-0		0-0-0		0-0-		AWAY		0-0-0		1-2-0		1-3-0											
9-9-0		0-1-0		0-0-0		NEUTRAL		0-2-0		1-2-0		8-4-0											
8-14-0		0-0-0		0-0-0		CONFERENCE		0-4-0		3-7-0		5-3-0											
6-6-0		0-0-0		0-0-0		HOME		0-0-0		2-4-0		4-2-0											
2-8-0		0-0-0		0-0-0		AWAY		0-4-0		1-3-0		1-1-0											
0-0-0		0-0-0		0-0-0		NEUTRAL		0-0-0		0-0-0		0-0-0											
RPI	S	Opponent		Score		RPI	S	Opponent		Score		RPI	S	Opponent		Score							
10	N	Louisville		1 6								53	N	Marshall		1 3							
												64	A	Miami (OH)		0 4							
												64	A	Miami (OH)		0 5							
												66	N	Troy		2 9							
												68	A	Ball St.		4 7							
												68	A	Ball St.		0 11							
												102	N	Colorado St.		2 3							
												103	H	Bowling Green		6 7							
												103	H	Bowling Green		0 4							
												112	A	Col. of Charleston		0 3							
												114	H	Western Mich.		2 3							
												114	H	Western Mich.		3 5							
												117	A	Robert Morris		6 0							
												117	A	Robert Morris		2 8							
												118	N	Charleston So.		3 7							
												119	A	Central Mich.		1 6							
												119	A	Central Mich.		0 10							
												130	H	Kent St.		5 4							
												130	H	Kent St.		5 0							
												140	N	Penn		6 2							
												144	A	Ohio		2 0							
												144	A	Ohio		7 9							
												161	H	Youngstown St.		6 7							
												161	H	Youngstown St.		5 5							
												168	A	Eastern Mich.		4 5							
												168	A	Eastern Mich.		4 3							
												173	N	Army		0 5							
												177	H	Northern Ill.		8 6							
												177	H	Northern Ill.		12 6							
												192	N	Northern Colo.		10 11							
												197	A	Dayton		1 2							
												197	A	Dayton		1 3							
												202	A	Cornell		8 9							
<hr/>																							
LAST 10 GAMES																							
203 H Buffalo						5 2						119 A Central Mich.						1 6					
203 H Buffalo						4 1						168 A Eastern Mich.						4 3					
130 H Kent St.						5 4						168 A Eastern Mich.						4 5					
130 H Kent St.						5 0						210 H Saint Francis (PA)						4 3					
119 A Central Mich.						0 10						210 H Saint Francis (PA)						4 0					

Non-Div. I Games:

Akron

RPI	S	Opponent	Score	
203	H	Buffalo	5	2
203	H	Buffalo	4	1
204	H	Toledo	7	12
204	H	Toledo	0	8
210	H	Saint Francis (PA)	4	3
210	H	Saint Francis (PA)	4	0
218	N	Marist	5	3
223	N	Morehead St.	6	4
224	N	Indiana St.	2	3
227	N	Nicholls St.	1	5
243	A	Southeastern La.	8	3
246	N	Princeton	3	2
255	N	Rider	7	3
258	H	Niagara	5	0
258	H	Niagara	12	1
259	N	Wagner	3	0
265	H	George Mason	6	3
268	N	Yale	7	0
277	N	Holy Cross	6	0
288	N	Southern U.	13	3

Akron

Average RPI Win:		183	WON-LOST RECORD		WINNING PCT. RANK		LAST 10 GAMES		STRENGTH OF SCHEDULE		OPP. STRENGTH OF SCHEDULE		TEAM RPI		ADJ RPI		CONF. RPI		ADJ CONF. RPI				
DIV. I ONLY			23-28-0		.45098 176		1-9-0		182		158		174		.46728 176		21		24				
DIV. I NON-CONF.			10-17-0		.37037 209		0-1-0		147		110		188		.47102 178		21		22				
TOTALS		RPI 1-25		RPI 26-50		W-L RECORDS		RPI 51-100		RPI 101-150		RPI 150+											
23-28-0		0-2-0		1-0-0		OVERALL		4-11-0		2-7-0		16-8-0											
8-7-0		0-0-0		0-0-0		HOME		1-3-0		2-4-0		5-0-0											
10-13-0		0-2-0		1-0-0		AWAY		2-5-0		0-2-0		7-4-0											
5-8-0		0-0-0		0-0-0		NEUTRAL		1-3-0		0-1-0		4-4-0											
10-17-0		0-2-0		1-0-0		NON-CONFERENCE		1-8-0		0-3-0		8-4-0											
2-1-0		0-0-0		0-0-0		HOME		0-1-0		0-0-0		2-0-0											
3-8-0		0-2-0		1-0-		AWAY		0-4-0		0-2-0		2-0-0											
5-8-0		0-0-0		0-0-0		NEUTRAL		1-3-0		0-1-0		4-4-0											
13-11-0		0-0-0		0-0-0		CONFERENCE		3-3-0		2-4-0		8-4-0											
6-6-0		0-0-0		0-0-0		HOME		1-2-0		2-4-0		3-0-0											
7-5-0		0-0-0		0-0-0		AWAY		2-1-0		0-0-0		5-4-0											
0-0-0		0-0-0		0-0-0		NEUTRAL		0-0-0		0-0-0		0-0-0											
RPI	S	Opponent		Score		RPI	S	Opponent		Score		RPI	S	Opponent		Score		RPI	S	Opponent		Score	
14	A	Missouri		0	8	36	A	Kentucky		5	4	54	A	Wisconsin		11	12	121	A	Iowa St.		2	6
15	A	Georgia		0	2							54	A	Wisconsin		1	7	142	N	Missouri St.		0	2
												57	A	Illinois		1	5	143	H	Southern Utah		8	0
												64	N	Miami (OH)		0	2	143	H	Southern Utah		6	11
												72	H	UNI		0	8	143	H	Southern Utah		8	0
												72	N	UNI		0	5	146	A	Memphis		7	8
												72	N	UNI		4	1	149	H	UMKC		1	3
												74	A	Southern Ill.		6	14	149	H	UMKC		1	6
												76	A	North Dakota St.		0	3	149	H	UMKC		9	15
												76	A	North Dakota St.		3	1	152	H	Bradley		5	4
												76	A	North Dakota St.		6	1	162	N	Drake		2	3
												77	H	IPFW		7	2	165	N	SIU Edwardsville		3	1
												77	H	IPFW		4	12	177	N	Northern Ill.		0	5
												77	H	IPFW		0	4	178	H	Ill.-Chicago		8	5
												91	N	Connecticut		2	4	194	N	Wright St.		2	4
																		201	N	Winthrop		2	5
																		203	N	Buffalo		8	3
																		209	N	Southeast Mo. St.		12	4
																		226	A	IUPUI		3	2
																		226	A	IUPUI		6	8
																		226	A	IUPUI		4	1
																		235	A	Evansville		3	0
																		235	A	Evansville		8	2
																		237	H	South Dakota St.		9	3
																		237	H	South Dakota St.		13	1
																		237	H	South Dakota St.		7	2
																		238	N	North Dakota		4	0
LAST 10 GAMES																							
						149	H	UMKC		9	15	257	A	South Dakota		1	2	235	A	Evansville		8	2
						149	H	UMKC		1	3	77	H	IPFW		0	4	237	H	South Dakota St.		9	3
						149	H	UMKC		1	6	77	H	IPFW		7	2	237	H	South Dakota St.		13	1
						257	A	South Dakota		3	11	77	H	IPFW		4	12	237	H	South Dakota St.		7	2
						257	A	South Dakota		3	9	14	A	Missouri		0	8	238	N	North Dakota		4	0

Non-Div. I Games:

Western Ill.

Western Illinois.

Western Illinois.

Western Ill.

Average RPI Win: 161		WON-LOST RECORD		WINNING PCT. RANK		LAST 10 GAMES		STRENGTH OF SCHEDULE		OPP. STRENGTH OF SCHEDULE		TEAM RPI		ADJ RPI		CONF. RPI		ADJ CONF. RPI	
DIV. I ONLY		19-34-0		.35849 220		1-9-0		113		128		182		.46726 177		12		12	
DIV. I NON-CONF.		12-19-0		.3871 198		0-1-0		96		151		160		.48001 162		13		13	
TOTALS		RPI 1-25		RPI 26-50		W-L RECORDS		RPI 51-100		RPI 101-150		RPI 150+							
19-34-0		0-2-0		0-3-0		OVERALL		3-10-0		6-9-0		10-10-0							
3-8-0		0-0-0		0-1-0		HOME		1-5-0		2-0-0		0-2-0							
5-18-0		0-1-0		0-1-0		AWAY		1-2-0		3-7-0		1-7-0							
11-8-0		0-1-0		0-1-0		NEUTRAL		1-3-0		1-2-0		9-1-0							
12-19-0		0-2-0		0-3-0		NON-CONFERENCE		2-7-0		1-4-0		9-3-0							
0-3-0		0-0-0		0-1-0		HOME		0-2-0		0-0-0		0-0-0							
1-8-0		0-1-0		0-0-		AWAY		1-2-0		0-2-0		0-2-0							
11-8-0		0-1-0		0-1-0		NEUTRAL		1-3-0		1-2-0		9-1-0							
7-15-0		0-0-0		0-0-0		CONFERENCE		1-3-0		5-5-0		1-7-0							
3-5-0		0-0-0		0-0-0		HOME		1-3-0		2-0-0		0-2-0							
4-10-0		0-0-0		0-0-0		AWAY		0-0-0		3-5-0		1-5-0							
0-0-0		0-0-0		0-0-0		NEUTRAL		0-0-0		0-0-0		0-0-0							
RPI	S	Opponent		Score		RPI	S	Opponent		Score		RPI	S	Opponent		Score			
14	A	Missouri		0	8	26	H	DePaul		1	6	51	H	Northwestern		3	12		
17	N	South Fla.		1	5	41	A	UCF		2	3	52	H	Illinois St.		0	5		
						44	N	Boston U.		0	2	58	N	Boise St.		3	4		
												58	N	Boise St.		5	1		
												64	H	Miami (OH)		6	7		
												64	H	Miami (OH)		5	8		
												66	N	Troy		2	10		
												68	H	Ball St.		10	11		
												68	H	Ball St.		12	5		
												74	A	Southern Ill.		7	15		
												81	A	Fla. Gulf Coast		4	3		
												83	A	North Texas		3	8		
												87	N	North Florida		1	4		

Non-Div. I Games:

Northern Ill.

Northern Illinois.

North
her
n
I
l
l
.

Northern Ill.

Average RPI Win:	184	WON-LOST	WINNING	LAST 10	STRENGTH OF	OPP. STRENGTH	TEAM	ADJ	CONF.	ADJ CONF.	
Average RPI Loss:	140	RECORD	PCT. RANK	GAMES	SCHEDULE	OF SCHEDULE	RPI	RPI	RPI	RPI	
DIV. I ONLY	25-27-0	.48077	155	6-4-0	216	172	178	.46714	178	24	23
DIV. I NON-CONF.	13-16-0	.44828	161	0-0-0	240	128	201	.4602	197	25	24
<hr/>											
TOTALS	RPI 1-25	RPI 26-50		W-L RECORDS		RPI 51-100		RPI 101-150		RPI 150+	
25-27-0	0-0-0	0-1-0		OVERALL		3-9-0		5-4-0		17-13-0	
10-5-0	0-0-0	0-0-0		HOME		2-2-0		0-0-0		8-3-0	
4-15-0	0-0-0	0-1-0		AWAY		0-5-0		1-3-0		3-6-0	
11-7-0	0-0-0	0-0-0		NEUTRAL		1-2-0		4-1-0		6-4-0	
<hr/>											
13-16-0	0-0-0	0-1-0		NON-CONFERENCE		1-7-0		4-2-0		8-6-0	
2-2-0	0-0-0	0-0-0		HOME		0-1-0		0-0-0		2-1-0	
0-8-0	0-0-0	0-0-		AWAY		0-4-0		0-1-0		0-2-0	
11-6-0	0-0-0	0-0-0		NEUTRAL		1-2-0		4-1-0		6-3-0	
<hr/>											
12-11-0	0-0-0	0-0-0		CONFERENCE		2-2-0		1-2-0		9-7-0	
8-3-0	0-0-0	0-0-0		HOME		2-1-0		0-0-0		6-2-0	
4-7-0	0-0-0	0-0-0		AWAY		0-1-0		1-2-0		3-4-0	
0-1-0	0-0-0	0-0-0		NEUTRAL		0-0-0		0-0-0		0-1-0	
<hr/>											
RPI	S	Opponent	Score	RPI	S	Opponent	Score	RPI	S	Opponent	Score
				41	A	UCF	0 7	51	A	Northwestern	2 7
								54	H	Wisconsin	0 5
								63	A	FIU	4 5
								80	N	Jacksonville	14 6
								80	N	Jacksonville	0 6
								84	A	Valparaiso	0 3
								84	H	Valparaiso	3 7
								84	H	Valparaiso	5 3
								84	H	Valparaiso	1 0
								92	A	Indiana	3 4
								92	A	Indiana	1 9
								92	N	Indiana	4 6

RPI	S	Opponent	Score	
226	H	IUPUI	2	0
226	H	IUPUI	0	1
234	N	Idaho St.	7	0
234	N	Idaho St.	5	2
238	N	North Dakota	12	7
247	H	Cleveland St.	8	1
247	H	Cleveland St.	1	3
247	H	Cleveland St.	6	5
254	N	Santa Clara	5	1
257	N	South Dakota	3	0
261	A	Detroit	6	7
261	A	Detroit	10	2

Ill.-Chicago

I
l
l
.
-
C
h
i
c
a
g
oI
l
l
.
-
C
h
i
c
a
g
o

Average RPI Win:	235	WON-LOST RECORD	WINNING PCT. RANK	LAST 10 GAMES	STRENGTH OF SCHEDULE	OPP. STRENGTH OF SCHEDULE	TEAM RPI	ADJ RPI	CONF. RPI	ADJ CONF. RPI		
DIV. I ONLY		25-18-1	.57955	91	6-4-0	242	265	167	.46653	179	30	30
DIV. I NON-CONF.		11-12-1	.47917	147	1-2-0	152	152	147	.49174	146	30	30
<hr/>												
TOTALS	RPI 1-25	RPI 26-50		W-L RECORDS		RPI 51-100		RPI 101-150		RPI 150+		
25-18-1	0-0-0	0-5-0		OVERALL		3-4-0		0-1-0		22-8-1		
11-6-0	0-0-0	0-0-0		HOME		0-2-0		0-0-0		11-4-0		
12-5-1	0-0-0	0-2-0		AWAY		3-2-0		0-0-0		9-1-1		
2-7-0	0-0-0	0-3-0		NEUTRAL		0-0-0		0-1-0		2-3-0		
11-12-1	0-0-0	0-5-0		NON-CONFERENCE		3-4-0		0-1-0		8-2-1		
5-3-0	0-0-0	0-0-0		HOME		0-2-0		0-0-0		5-1-0		
4-4-1	0-0-0	0-0-		AWAY		3-2-0		0-0-0		1-0-1		
2-5-0	0-0-0	0-3-0		NEUTRAL		0-0-0		0-1-0		2-1-0		
14-6-0	0-0-0	0-0-0		CONFERENCE		0-0-0		0-0-0		14-6-0		
6-3-0	0-0-0	0-0-0		HOME		0-0-0		0-0-0		6-3-0		
8-1-0	0-0-0	0-0-0		AWAY		0-0-0		0-0-0		8-1-0		
0-2-0	0-0-0	0-0-0		NEUTRAL		0-0-0		0-0-0		0-2-0		
RPI	S	Opponent	Score	RPI	S	Opponent	Score	RPI	S	Opponent	Score	
46	N	Kansas	2 5	80	A	Jacksonville	3 4	108	N	McNeese St.	0 2	
46	N	Kansas	1 17	80	A	Jacksonville	0 15	171	H	Saint Joseph's	5 4	
46	N	Kansas	1 6	86	H	Albany (NY)	2 18	171	H	Saint Joseph's	0 10	
50	A	Maryland	0 15	86	H	Albany (NY)	0 5	198	A	Bethune-Cookman	5 6	
50	A	Maryland	5 10	87	A	North Florida	4 2	202	H	Cornell	8 2	
				87	A	North Florida	2 1	202	H	Cornell	3 1	
				87	A	North Florida	1 0	214	N	St. Bonaventure	5 2	
								229	H	Towson	6 1	
								250	N	Savannah St.	4 6	
								251	A	Delaware	3 0	
								251	A	Delaware	5 5	
								252	N	Mt. St. Mary's	3 4	
								252	N	Mt. St. Mary's	5 1	
								253	H	Norfolk St.	1 6	
								253	H	Norfolk St.	1 3	
								253	H	Norfolk St.	10 0	
								262	H	Hampton	5 2	
								262	H	Hampton	5 0	
								262	H	Hampton	11 5	
								263	H	Coppin St.	2 1	
								263	H	Coppin St.	7 0	
								263	H	Coppin St.	1 2	
								274	H	Bucknell	8 3	
								276	N	N.C. A&T	1 3	
								278	A	Howard	12 3	
								278	A	Howard	14 6	
								50	A	Maryland	5 10	
								50	A	Maryland	0 15	
								278	A	Howard	12 3	
								278	A	Howard	14 6	
								278	A	Howard	11 3	

Non-Div. I Games:

Delaware St.

RPI	S	Opponent	Score	
280	A	Morgan St.	7	3
280	A	Morgan St.	8	1
280	A	Morgan St.	4	1
289	A	UMES	10	1
289	A	UMES	8	0

Delaware St.

D
e
l
a
w
a
r
e
s
t
.

D
e
l
a
w
a
r
e
s
t
.

Average RPI Win: 158		WON-LOST	WINNING	LAST 10	STRENGTH OF		OPP. STRENGTH	TEAM	ADJ		CONF.	ADJ CONF.			
Average RPI Loss: 94		RECORD	PCT. RANK	GAMES	SCHEDULE		OF SCHEDULE	RPI	RPI		RPI	RPI			
DIV. I ONLY		17-36-0	.32075	237	3-7-0		104	86	189		.4662	180			
DIV. I NON-CONF.		13-19-0	.40625	185	1-1-0		169	117	177		.47188	175			
TOTALS		RPI 1-25	RPI 26-50		W-L RECORDS		RPI 51-100		RPI 101-150		RPI 150+				
17-36-0		0-6-0	0-5-0		OVERALL		3-9-0		4-9-0		10-7-0				
6-7-0		0-3-0	0-0-0		HOME		1-2-0		1-2-0		4-0-0				
3-17-0		0-1-0	0-3-0		AWAY		0-5-0		1-5-0		2-3-0				
8-12-0		0-2-0	0-2-0		NEUTRAL		2-2-0		2-2-0		4-4-0				
13-19-0		0-3-0	0-2-0		NON-CONFERENCE		2-4-0		2-5-0		9-5-0				
4-0-0		0-0-0	0-0-0		HOME		0-0-0		0-0-0		4-0-0				
1-7-0		0-1-0	0-0-		AWAY		0-2-0		0-3-0		1-1-0				
8-12-0		0-2-0	0-2-0		NEUTRAL		2-2-0		2-2-0		4-4-0				
4-17-0		0-3-0	0-3-0		CONFERENCE		1-5-0		2-4-0		1-2-0				
2-7-0		0-3-0	0-0-0		HOME		1-2-0		1-2-0		0-0-0				
2-10-0		0-0-0	0-3-0		AWAY		0-3-0		1-2-0		1-2-0				
0-0-0		0-0-0	0-0-0		NEUTRAL		0-0-0		0-0-0		0-0-0				
RPI S	Opponent	Score		RPI S	Opponent	Score		RPI S	Opponent	Score		RPI S	Opponent	Score	
13 N	UCLA	0	2	27 N	LSU	0	13	58 A	Boise St.	1	7	106 A	New Mexico St.	5	0
15 A	Georgia	0	8	28 N	North Carolina	2	11	59 A	Fresno St.	2	5	106 A	New Mexico St.	1	7
20 H	Hawaii	3	10	33 A	BYU	0	2	59 A	Fresno St.	0	8	106 A	New Mexico St.	1	4
20 H	Hawaii	2	9	33 A	BYU	4	6	59 A	Fresno St.	0	4	111 N	Long Beach St.	10	1
20 H	Hawaii	0	18	33 A	BYU	6	15	65 N	Pittsburgh	0	8	113 N	St. John's (NY)	8	4
23 N	Texas Tech	2	11					71 A	Utah	0	7	119 N	San Diego	0	4
								92 N	Indiana	6	3	122 A	Loyola Marymount	1	5
								93 N	North Carolina St.	6	5	128 N	Portland St.	5	11
								94 H	San Jose St.	2	11	140 H	Nevada	4	0
								94 H	San Jose St.	1	9	140 H	Nevada	1	3
								94 H	San Jose St.	6	4	140 H	Nevada	7	8
								100 N	Harvard	5	8	143 A	Southern Utah	2	7
												143 A	Southern Utah	3	9
												154 A	Louisiana Tech	1	5
												154 A	Louisiana Tech	4	0
												154 A	Louisiana Tech	1	10
												171 N	Saint Joseph's	4	3
												173 N	Army	2	3
												182 N	UC Riverside	5	1
												185 A	Utah Valley	3	1
												185 H	Utah Valley	8	7
												187 N	Cal Poly	1	0
												190 N	Michigan St.	2	3
												199 N	Cal St. Fullerton	4	13
												211 N	Cal St. Northridge	12	9
												211 N	Cal St. Northridge	2	4
												213 H	Weber St.	10	3
LAST 10 GAMES				20 H	Hawaii	3	10	106 A	New Mexico St.	1	4	190 N	Michigan St.	2	3
				20 H	Hawaii	0	18	234 H	Idaho St.	2	0	199 N	Cal St. Fullerton	4	13
				20 H	Hawaii	2	9	234 A	Idaho St.	0	1	211 N	Cal St. Northridge	12	9
				106 A	New Mexico St.	1	7	94 H	San Jose St.	6	4	211 N	Cal St. Northridge	2	4
				106 A	New Mexico St.	5	0	94 H	San Jose St.	1	9	213 H	Weber St.	10	3

Non-Div. I Games:

Utah St.

Utah St.

Through Games Of Through May 13, 2012

RPI	S	Opponent	Score	
213	H	Weber St.	7	4
234	A	Idaho St.	0	1
234	H	Idaho St.	2	0

Utah St.

U
t
a
h
S
t
.

U
t
a
h
S
t
.

Average RPI Win: 185		WON-LOST RECORD		WINNING PCT. RANK		LAST 10 GAMES		STRENGTH OF SCHEDULE		OPP. STRENGTH OF SCHEDULE		TEAM RPI		ADJ RPI		CONF. RPI		ADJ CONF. RPI		
DIV. I ONLY		14-30-1		.32222	235	5-4-0		93		116		183		.46588		181	14		16	
DIV. I NON-CONF.		6-19-0		.24	252	0-0-0		113		63		217		.44752		214	17		20	
TOTALS		RPI 1-25		RPI 26-50		W-L RECORDS		RPI 51-100		RPI 101-150		RPI 150+								
14-30-1		0-4-0		1-6-0		OVERALL		0-11-1		3-4-0		10-5-0								
6-3-0		0-0-0		0-3-0		HOME		0-0-0		0-0-0		6-0-0								
7-12-1		0-1-0		1-3-0		AWAY		0-5-1		2-0-0		4-3-0								
1-15-0		0-3-0		0-0-0		NEUTRAL		0-6-0		1-4-0		0-2-0								
6-19-0		0-4-0		1-2-0		NON-CONFERENCE		0-5-0		3-4-0		2-4-0								
0-0-0		0-0-0		0-0-0		HOME		0-0-0		0-0-0		0-0-0								
5-5-0		0-1-0		1-0-		AWAY		0-0-0		2-0-0		2-2-0								
1-14-0		0-3-0		0-0-0		NEUTRAL		0-5-0		1-4-0		0-2-0								
8-11-1		0-0-0		0-4-0		CONFERENCE		0-6-1		0-0-0		8-1-0								
6-3-0		0-0-0		0-3-0		HOME		0-0-0		0-0-0		6-0-0								
2-7-1		0-0-0		0-1-0		AWAY		0-5-1		0-0-0		2-1-0								
0-1-0		0-0-0		0-0-0		NEUTRAL		0-1-0		0-0-0		0-0-0								
RPI	S	Opponent		Score		RPI	S	Opponent		Score		RPI	S	Opponent		Score				
7	N	Florida		0	8	44	A	Boston U.		2	3	52	N	Illinois St.		4	5			
17	A	South Fla.		1	8	44	H	Boston U.		1	2	81	N	Fla. Gulf Coast		1	8			
24	N	Oregon St.		0	4	44	H	Boston U.		3	5	86	A	Albany (NY)		0	5			
24	N	Oregon St.		0	13	44	H	Boston U.		1	6	86	A	Albany (NY)		0	8			
						45	A	San Diego St.		0	8	86	A	Albany (NY)		3	4			
						49	A	Hofstra		3	2	86	N	Albany (NY)		0	2			
						49	A	Hofstra		0	1	88	A	Stony Brook		0	1			
												88	A	Stony Brook		1	1			
												88	A	Stony Brook		0	3			
												91	N	Connecticut		0	8			
												91	N	Connecticut		2	8			
												100	N	Harvard		2	3			
						LAST 10 GAMES														
						86	N	Albany (NY)		0	2	44	H	Boston U.		3	5			
						44	A	Boston U.		2	3	260	H	UMBC		1	0			
						266	A	Hartford		3	4	260	H	UMBC		9	1			
						266	A	Hartford		2	1	260	H	UMBC		7	1			
						266	A	Hartford		5	1	88	A	Stony Brook		1	1			

Non-Div. I Games:

Husson

9 0

St. Joseph's (ME)

5 0

Husson

8 0

Maine

Average RPI Win:		188	WON-LOST		WINNING		LAST 10		STRENGTH OF		OPP. STRENGTH		TEAM		ADJ		CONF.		ADJ CONF.				
Average RPI Loss:		116	RECORD		PCT. RANK		GAMES		SCHEDULE		OF SCHEDULE		RPI		RPI		RPI		RPI				
DIV. I ONLY			25-28-0		.4717	160	5-5-0		224		128		188		.46551	182	17		14				
DIV. I NON-CONF.			17-15-0		.53125	118	0-0-0		199		153		146		.49081	150	12		12				
TOTALS		RPI 1-25		RPI 26-50		W-L RECORDS		RPI 51-100		RPI 101-150		RPI 150+											
25-28-0		0-2-0		0-0-0		OVERALL		0-7-0		5-14-0		20-5-0											
19-12-0		0-0-0		0-0-0		HOME		0-3-0		4-7-0		15-2-0											
5-8-0		0-0-0		0-0-0		AWAY		0-1-0		1-5-0		4-2-0											
1-8-0		0-2-0		0-0-0		NEUTRAL		0-3-0		0-2-0		1-1-0											
17-15-0		0-2-0		0-0-0		NON-CONFERENCE		0-4-0		4-6-0		13-3-0											
16-6-0		0-0-0		0-0-0		HOME		0-0-0		4-4-0		12-2-0											
0-1-0		0-0-0		0-0-		AWAY		0-1-0		0-0-0		0-0-0											
1-8-0		0-2-0		0-0-0		NEUTRAL		0-3-0		0-2-0		1-1-0											
8-13-0		0-0-0		0-0-0		CONFERENCE		0-3-0		1-8-0		7-2-0											
3-6-0		0-0-0		0-0-0		HOME		0-3-0		0-3-0		3-0-0											
5-7-0		0-0-0		0-0-0		AWAY		0-0-0		1-5-0		4-2-0											
0-0-0		0-0-0		0-0-0		NEUTRAL		0-0-0		0-0-0		0-0-0											
RPI	S	Opponent		Score		RPI	S	Opponent		Score		RPI	S	Opponent		Score		RPI	S	Opponent		Score	
1	N	California		0	10							59	A	Fresno St.		3	7	101	H	South Carolina		4	9
20	N	Hawaii		0	8							71	N	Utah		1	9	102	H	Colorado St.		2	10
												76	N	North Dakota St.		4	5	102	H	Colorado St.		3	1
												94	N	San Jose St.		1	9	104	H	UC Santa Barbara		1	11
												96	H	Pacific		8	9	104	H	UC Santa Barbara		3	6
												96	H	Pacific		2	3	104	H	UC Santa Barbara		1	3
												96	H	Pacific		1	9	111	A	Long Beach St.		4	10
																		111	A	Long Beach St.		0	6
																		111	A	Long Beach St.		0	1
																		116	H	Quinnipiac		2	3
																		116	H	Quinnipiac		3	2
																		122	H	Loyola Marymount		6	7
																		128	H	Portland St.		5	0
																		128	H	Portland St.		8	0
																		132	A	UC Davis		8	0
																		132	A	UC Davis		1	3
																		132	A	UC Davis		1	9
																		134	N	Sacramento St.		4	9
																		134	N	Sacramento St.		0	2
																		158	H	Eastern Ky.		7	6
																		158	H	Eastern Ky.		16	8
								LAST 10 GAMES										171	H	Saint Joseph's		2	1
								187 A Cal Poly		2	1							171	H	Saint Joseph's		4	0
								187 A Cal Poly		6	3							178	H	Ill.-Chicago		9	1
								187 A Cal Poly		5	6							180	N	Utah St.		1	5
								211 H Cal St. Northridge		10	0							181	H	Maine		4	3
								211 H Cal St. Northridge		5	4							187	A	Cal Poly		5	6

RPI	S	Opponent	Score	
187	A	Cal Poly	2	1
187	A	Cal Poly	6	3
190	H	Michigan St.	6	15
199	A	Cal St. Fullerton	4	5
199	A	Cal St. Fullerton	6	5
199	A	Cal St. Fullerton	7	5
204	N	Toledo	6	3
211	H	Cal St. Northridge	1	0
211	H	Cal St. Northridge	10	0
211	H	Cal St. Northridge	5	4
233	H	CSU Bakersfield	4	3
233	H	CSU Bakersfield	2	1
234	H	Idaho St.	3	2
254	H	Santa Clara	7	4
257	H	South Dakota	12	4
257	H	South Dakota	4	7
269	H	Brown	3	1

UC Riverside

U
C
R
i
v
e
r
s
i
d
e

U
C
R
i
v
e
r
s
i
d
e

[illegible]

Non-Div. I Games:

Fairfield

RPI	S	Opponent	Score	
229	H	Towson	5	7
236	A	Canisius	4	2
236	A	Canisius	2	1
236	N	Canisius	4	3
249	H	Siena	4	3
249	H	Siena	2	0
255	H	Rider	7	2
255	H	Rider	1	0
258	A	Niagara	1	2
258	A	Niagara	6	5
266	A	Hartford	3	2
266	A	Hartford	10	4
267	A	UNC Wilmington	6	3
267	N	UNC Wilmington	3	4
268	H	Yale	5	4
268	H	Yale	6	2
270	N	Columbia	4	1
273	A	Manhattan	4	0
273	A	Manhattan	0	4
287	A	Saint Peter's	6	0
287	A	Saint Peter's	14	1

Fairfield

F
a
i
r
f
i
e
l
d

F
a
i
r
f
i
e
l
d

Average RPI Win:	228	WON-LOST RECORD	WINNING PCT. RANK	LAST 10 GAMES	STRENGTH OF SCHEDULE	OPP. STRENGTH OF SCHEDULE	TEAM RPI	ADJ RPI	CONF. RPI	ADJ CONF. RPI		
DIV. I ONLY		30-20-0	.6	82	6-4-0	259	258	168	.46516	184	20	21
DIV. I NON-CONF.		23-7-0	.76667	32	4-0-0	282	289	138	.48925	153	23	25
<hr/>												
TOTALS	RPI 1-25	RPI 26-50		W-L RECORDS		RPI 51-100		RPI 101-150		RPI 150+		
30-20-0	0-0-0	0-0-0		OVERALL		0-0-0		4-8-0		26-12-0		
11-6-0	0-0-0	0-0-0		HOME		0-0-0		2-4-0		9-2-0		
9-10-0	0-0-0	0-0-0		AWAY		0-0-0		2-4-0		7-6-0		
10-4-0	0-0-0	0-0-0		NEUTRAL		0-0-0		0-0-0		10-4-0		
23-7-0	0-0-0	0-0-0		NON-CONFERENCE		0-0-0		1-1-0		22-6-0		
7-0-0	0-0-0	0-0-0		HOME		0-0-0		0-0-0		7-0-0		
6-3-0	0-0-0	0-0-		AWAY		0-0-0		1-1-0		5-2-0		
10-4-0	0-0-0	0-0-0		NEUTRAL		0-0-0		0-0-0		10-4-0		
7-13-0	0-0-0	0-0-0		CONFERENCE		0-0-0		3-7-0		4-6-0		
4-6-0	0-0-0	0-0-0		HOME		0-0-0		2-4-0		2-2-0		
3-7-0	0-0-0	0-0-0		AWAY		0-0-0		1-3-0		2-4-0		
0-0-0	0-0-0	0-0-0		NEUTRAL		0-0-0		0-0-0		0-0-0		
RPI	S	Opponent	Score	RPI	S	Opponent	Score	RPI	S	Opponent	Score	
								113	A	St. John's (NY)	0 4	
								113	A	St. John's (NY)	5 2	
								116	H	Quinnipiac	1 5	
								116	H	Quinnipiac	1 3	
								117	A	Robert Morris	2 0	
								117	A	Robert Morris	11 12	
								123	A	LIU Brooklyn	4 5	
								123	A	LIU Brooklyn	7 14	
								129	H	Central Conn. St.	3 2	
								129	H	Central Conn. St.	3 2	
								150	H	Monmouth	0 8	
								150	H	Monmouth	5 6	
								161	N	Youngstown St.	3 1	
								163	A	Iona	7 5	
								163	A	Iona	2 4	
								172	A	Bryant	0 3	
								172	A	Bryant	4 10	
								173	A	Army	1 0	
								173	A	Army	1 4	
								183	N	Fairfield	0 4	
								185	N	Utah Valley	3 1	
								210	A	Saint Francis (PA)	3 2	
								210	A	Saint Francis (PA)	9 3	
								218	N	Marist	11 2	
								218	N	Marist	9 6	
								220	A	Sacred Heart	5 6	
								220	A	Sacred Heart	3 6	
LAST 10 GAMES												

Non-Div. I Games:

Fairleigh Dickinson

Fairleigh Dickinso

[illegible]

Non-Div. I Games:

Utah Valley

RPI	S	Opponent	Score	
220	N	Sacred Heart	8	0
231	A	Seattle	6	7
231	A	Seattle	2	1
231	A	Seattle	2	11
231	A	Seattle	0	2
232	N	Neb. Omaha	0	3
232	N	Neb. Omaha	1	0
234	A	Idaho St.	1	6
234	A	Idaho St.	5	6
234	A	Idaho St.	4	2
234	A	Idaho St.	3	2
238	N	North Dakota	5	2
238	N	North Dakota	7	3
238	N	North Dakota	3	2
239	N	Houston Baptist	2	1
239	N	Houston Baptist	4	3
239	N	Houston Baptist	2	3
255	N	Rider	2	2
261	N	Detroit	1	0
270	N	Columbia	8	5
273	N	Manhattan	4	1
276	A	N.C. A&T	11	0
277	N	Holy Cross	1	0
279	N	Lafayette	4	3

Utah Valley

U
t
a
h
V
a
l
l
e
yU
t
a
h
V
a
l
l
e
y

Average RPI Win: 217		WON-LOST	WINNING	LAST 10	STRENGTH OF		OPP. STRENGTH	TEAM	ADJ		CONF.	ADJ CONF.
Average RPI Loss: 94		RECORD	PCT. RANK	GAMES	SCHEDULE		OF SCHEDULE	RPI	RPI		RPI	RPI
DIV. I ONLY		19-32-0	.37255	214	3-7-0		161	112	195		.46271	186
DIV. I NON-CONF.		16-17-0	.48485	139	1-0-0		234	213	193		.46572	189
TOTALS		RPI 1-25	RPI 26-50		W-L RECORDS		RPI 51-100		RPI 101-150		RPI 150+	
19-32-0		0-3-0	0-6-0		OVERALL		0-11-0		4-6-0		15-6-0	
1-6-0		0-0-0	0-3-0		HOME		0-0-0		0-2-0		1-1-0	
7-14-0		0-3-0	0-2-0		AWAY		0-7-0		2-1-0		5-1-0	
11-12-0		0-0-0	0-1-0		NEUTRAL		0-4-0		2-3-0		9-4-0	
16-17-0		0-0-0	0-3-0		NON-CONFERENCE		0-6-0		2-3-0		14-5-0	
0-0-0		0-0-0	0-0-0		HOME		0-0-0		0-0-0		0-0-0	
5-5-0		0-0-0	0-0-		AWAY		0-2-0		0-0-0		5-1-0	
11-12-0		0-0-0	0-1-0		NEUTRAL		0-4-0		2-3-0		9-4-0	
3-15-0		0-3-0	0-3-0		CONFERENCE		0-5-0		2-3-0		1-1-0	
1-6-0		0-0-0	0-3-0		HOME		0-0-0		0-2-0		1-1-0	
2-9-0		0-3-0	0-0-0		AWAY		0-5-0		2-1-0		0-0-0	
0-0-0		0-0-0	0-0-0		NEUTRAL		0-0-0		0-0-0		0-0-0	
RPI S	Opponent	Score	RPI S	Opponent	Score	RPI S	Opponent	Score	RPI S	Opponent	Score	
10 A	Louisville	0 11	26 H	DePaul	0 4	52 N	Illinois St.	5 6	110 N	Longwood	3 4	
10 A	Louisville	0 3	26 H	DePaul	0 4	65 A	Pittsburgh	1 2	113 A	St. John's (NY)	2 1	
10 A	Louisville	0 4	26 H	DePaul	1 8	65 A	Pittsburgh	0 11	113 A	St. John's (NY)	3 1	
			41 A	UCF	0 5	67 A	Rutgers	0 8	113 A	St. John's (NY)	1 2	
			41 A	UCF	2 3	67 A	Rutgers	2 3	117 N	Robert Morris	0 1	
			43 N	South Ala.	0 8	67 A	Rutgers	0 3	126 N	Lehigh	4 3	
						71 N	Utah	1 5	130 N	Kent St.	0 8	
						81 A	Fla. Gulf Coast	0 4	133 N	Temple	4 0	
						88 N	Stony Brook	3 4	137 H	Villanova	3 4	
						89 N	Ohio St.	0 5	137 H	Villanova	1 4	
						93 A	North Carolina St.	2 9	189 A	George Washington	1 0	
									193 H	Providence	2 0	
									193 H	Providence	0 3	
									196 A	Elon	0 8	
									204 N	Toledo	8 9	
									204 N	Toledo	8 0	
									210 N	Saint Francis (PA)	0 1	
									210 N	Saint Francis (PA)	1 2	
									220 N	Sacred Heart	6 5	
									222 N	Liberty	9 2	
									222 N	Liberty	2 7	
									229 A	Towson	3 1	
									240 A	Drexel	3 0	
									252 N	Mt. St. Mary's	2 1	
									260 A	UMBC	8 0	
									265 A	George Mason	2 1	
									265 N	George Mason	8 0	
LAST 10 GAMES			LAST 10 GAMES			LAST 10 GAMES			LAST 10 GAMES			
10 A	Louisville	0 3	193 H	Providence	0 3	229 A	Towson	3 1	265 A	George Mason	2 1	
10 A	Louisville	0 4	193 H	Providence	2 0	113 A	St. John's (NY)	1 2	265 N	George Mason	8 0	
10 A	Louisville	0 11	113 A	St. John's (NY)	3 1	113 A	St. John's (NY)	3 1				
137 H	Villanova	3 4										
137 H	Villanova	1 4										

Non-Div. I Games:

Georgetown

RPI	S	Opponent	Score	
267	N	UNC Wilmington	8	0
278	N	Howard	5	0
278	N	Howard	8	1
285	N	N.C. Central	13	5

Georgetown

G
e
o
r
g
e
t
o
w
n

G
e
o
r
g
e
t
o
w
n

Average RPI Win:		138	WON-LOST RECORD		WINNING PCT. RANK	LAST 10 GAMES	STRENGTH OF SCHEDULE		OPP. STRENGTH OF SCHEDULE	TEAM RPI	ADJ RPI	CONF. RPI	ADJ CONF. RPI						
Average RPI Loss:		97																	
DIV. I ONLY			13-36-0		.26531	259	1-9-0		87	89	199	.46211	187	17	14				
DIV. I NON-CONF.			8-20-0		.28571	241	0-0-0		13	23	128	.50495	124	12	12				
TOTALS		RPI 1-25		RPI 26-50		W-L RECORDS		RPI 51-100		RPI 101-150		RPI 150+							
13-36-0		1-7-0		0-0-0		OVERALL		3-11-0		2-12-0		7-6-0							
5-14-0		0-2-0		0-0-0		HOME		0-4-0		1-3-0		4-5-0							
1-11-0		0-2-0		0-0-0		AWAY		1-3-0		0-6-0		0-0-0							
7-11-0		1-3-0		0-0-0		NEUTRAL		2-4-0		1-3-0		3-1-0							
8-20-0		1-7-0		0-0-0		NON-CONFERENCE		3-8-0		1-4-0		3-1-0							
0-7-0		0-2-0		0-0-0		HOME		0-4-0		0-1-0		0-0-0							
1-2-0		0-2-0		0-0-0		AWAY		1-0-0		0-0-0		0-0-0							
7-11-0		1-3-0		0-0-0		NEUTRAL		2-4-0		1-3-0		3-1-0							
5-16-0		0-0-0		0-0-0		CONFERENCE		0-3-0		1-8-0		4-5-0							
5-7-0		0-0-0		0-0-0		HOME		0-0-0		1-2-0		4-5-0							
0-9-0		0-0-0		0-0-0		AWAY		0-3-0		0-6-0		0-0-0							
0-0-0		0-0-0		0-0-0		NEUTRAL		0-0-0		0-0-0		0-0-0							
RPI	S	Opponent		Score		RPI	S	Opponent		Score		RPI	S	Opponent		Score			
1	N	California		1	4			58	N	Boise St.		1	7	102	N	Colorado St.		2	5
3	A	Arizona St.		0	8			59	A	Fresno St.		4	3	104	A	UC Santa Barbara		4	5
9	N	Oregon		1	11			62	N	Nebraska		14	7	104	A	UC Santa Barbara		0	8
13	H	UCLA		5	14			68	H	Ball St.		2	3	104	A	UC Santa Barbara		1	4
13	H	UCLA		0	14			68	H	Ball St.		4	9	109	H	UNLV		1	4
19	A	Stanford		0	10			70	H	Lipscomb		3	12	111	A	Long Beach St.		2	3
21	N	Georgia Tech		5	8			70	H	Lipscomb		1	2	111	A	Long Beach St.		1	2
23	N	Texas Tech		3	0			94	N	San Jose St.		3	15	111	A	Long Beach St.		1	4
								94	N	San Jose St.		4	8	119	N	San Diego		1	2
								95	N	Ole Miss		4	6	128	N	Portland St.		0	9
								96	A	Pacific		2	3	132	H	UC Davis		0	4
								96	A	Pacific		1	2	132	H	UC Davis		7	2
								96	A	Pacific		3	8	132	H	UC Davis		0	3
								98	N	New Mexico		4	2	140	N	Nevada		8	2
														151	N	Charlotte		3	2
														153	N	James Madison		4	3
														171	N	Saint Joseph's		6	4
														180	N	Utah St.		0	1
														182	H	UC Riverside		3	6
														182	H	UC Riverside		6	5
														182	H	UC Riverside		1	2
														199	H	Cal St. Fullerton		0	7
														199	H	Cal St. Fullerton		4	1
														199	H	Cal St. Fullerton		2	10
														211	H	Cal St. Northridge		4	1
														211	H	Cal St. Northridge		0	4
														211	H	Cal St. Northridge		3	1
		LAST 10 GAMES																	
						182	H	UC Riverside		1	2	104	A	UC Santa Barbara		1	4		
						182	H	UC Riverside		3	6	96	A	Pacific		3	8		
						182	H	UC Riverside		6	5	96	A	Pacific		2	3		
						104	A	UC Santa Barbara		0	8	96	A	Pacific		1	2		
						104	A	UC Santa Barbara		4	5	132	H	UC Davis		0	3		

Non-Div. I Games:

Cal Poly

Average RPI Win: 208		WON-LOST RECORD		WINNING PCT. RANK		LAST 10 GAMES		STRENGTH OF SCHEDULE		OPP. STRENGTH OF SCHEDULE		TEAM RPI		ADJ RPI		CONF. RPI		ADJ CONF. RPI	
DIV. I ONLY		22-25-0		.46809 163		5-5-0		228		201		196		.46035 188		15		15	
DIV. I NON-CONF.		12-10-0		.54545 108		2-0-0		257		253		187		.47012 182		15		15	
TOTALS		RPI 1-25		RPI 26-50		W-L RECORDS		RPI 51-100		RPI 101-150		RPI 150+							
22-25-0		0-0-0		1-4-0		OVERALL		0-6-0		0-4-0		21-11-0							
9-9-0		0-0-0		1-3-0		HOME		0-3-0		0-0-0		8-3-0							
7-13-0		0-0-0		0-1-0		AWAY		0-2-0		0-4-0		7-6-0							
6-3-0		0-0-0		0-0-0		NEUTRAL		0-1-0		0-0-0		6-2-0							
12-10-0		0-0-0		0-1-0		NON-CONFERENCE		0-5-0		0-1-0		12-3-0							
3-2-0		0-0-0		0-0-0		HOME		0-2-0		0-0-0		3-0-0							
3-5-0		0-0-0		0-0-		AWAY		0-2-0		0-1-0		3-1-0							
6-3-0		0-0-0		0-0-0		NEUTRAL		0-1-0		0-0-0		6-2-0							
10-15-0		0-0-0		1-3-0		CONFERENCE		0-1-0		0-3-0		9-8-0							
6-7-0		0-0-0		1-3-0		HOME		0-1-0		0-0-0		5-3-0							
4-8-0		0-0-0		0-0-0		AWAY		0-0-0		0-3-0		4-5-0							
0-0-0		0-0-0		0-0-0		NEUTRAL		0-0-0		0-0-0		0-0-0							
RPI	S	Opponent		Score		RPI	S	Opponent		Score		RPI	S	Opponent		Score			
				31	A	Auburn	2	6	55	A	Radford	5	6	101	A	South Carolina	4	7	
				48	H	Ga. Southern	0	6	61	H	Chattanooga	4	16	112	A	Col. of Charleston	0	6	
				48	H	Ga. Southern	3	2	77	N	IPFW	4	8	112	A	Col. of Charleston	1	3	
				48	H	Ga. Southern	2	7	82	A	S.C. Upstate	2	7	112	A	Col. of Charleston	3	7	
				48	H	Ga. Southern	0	2	82	H	S.C. Upstate	4	12	151	A	Charlotte	3	1	
									82	H	S.C. Upstate	2	10	151	A	Charlotte	1	6	
														160	A	Tennessee Tech	14	4	
														160	A	Tennessee Tech	5	2	
														170	H	UNC Greensboro	6	2	
														170	H	UNC Greensboro	8	0	
														170	H	UNC Greensboro	2	7	
														170	H	UNC Greensboro	4	9	
														189	N	George Washington	8	2	
														194	N	Wright St.	1	2	
														196	A	Elon	4	7	
														196	A	Elon	4	3	
														196	A	Elon	0	8	
														196	H	Elon	0	4	
														197	N	Dayton	3	7	
														197	N	Dayton	4	2	
														205	A	Furman	1	3	
														205	A	Furman	4	3	
														205	A	Furman	1	0	
														208	H	Western Caro.	7	3	
														208	H	Western Caro.	6	5	
														208	H	Western Caro.	9	3	
														219	A	Samford	8	6	
														</					

RPI	S	Opponent	Score	
219	A	Samford	7	11
219	A	Samford	4	5
225	H	East Tenn. St.	13	9
245	N	Presbyterian	6	5
275	N	Alabama St.	17	8
285	H	N.C. Central	6	1
285	H	N.C. Central	12	1
285	N	N.C. Central	11	0
285	N	N.C. Central	9	1

Appalachian St.

A
P
P
a
l
a
c
h
i
a
n
S
t
.

A
P
P
a
l
a
c
h
i
a
n
S
t
.

Average RPI Win:	207	WON-LOST	WINNING	LAST 10	STRENGTH OF	OPP. STRENGTH	TEAM	ADJ	CONF.	ADJ CONF.					
Average RPI Loss:	132	RECORD	PCT. RANK	GAMES	SCHEDULE	OF SCHEDULE	RPI	RPI	RPI	RPI					
DIV. I ONLY	25-30-0	.45455	172	7-3-0	191	195	184	.46027	189	19	19				
DIV. I NON-CONF.	11-18-0	.37931	200	1-0-0	235	235	234	.42806	236	18	18				
<hr/>															
TOTALS	RPI 1-25	RPI 26-50		W-L RECORDS	RPI 51-100		RPI 101-150		RPI 150+						
25-30-0	0-0-0	0-6-0		OVERALL	1-7-0		3-1-0		21-16-0						
12-11-0	0-0-0	0-2-0		HOME	0-2-0		1-0-0		11-7-0						
9-7-0	0-0-0	0-1-0		AWAY	0-1-0		2-1-0		7-4-0						
4-12-0	0-0-0	0-3-0		NEUTRAL	1-4-0		0-0-0		3-5-0						
<hr/>															
11-18-0	0-0-0	0-2-0		NON-CONFERENCE	0-4-0		1-1-0		10-11-0						
7-4-0	0-0-0	0-0-0		HOME	0-0-0		1-0-0		6-4-0						
3-5-0	0-0-0	0-0-		AWAY	0-1-0		0-1-0		3-2-0						
1-9-0	0-0-0	0-1-0		NEUTRAL	0-3-0		0-0-0		1-5-0						
<hr/>															
14-12-0	0-0-0	0-4-0		CONFERENCE	1-3-0		2-0-0		11-5-0						
5-7-0	0-0-0	0-2-0		HOME	0-2-0		0-0-0		5-3-0						
6-2-0	0-0-0	0-0-0		AWAY	0-0-0		2-0-0		4-2-0						
3-3-0	0-0-0	0-2-0		NEUTRAL	1-1-0		0-0-0		2-0-0						
<hr/>															
RPI	S	Opponent	Score	RPI	S	Opponent	Score	RPI	S	Opponent	Score				
				31	A	Auburn	0 3	53	N	Marshall	2 4				
				34	H	Massachusetts	0 8	65	N	Pittsburgh	5 8				
				34	H	Massachusetts	0 2	65	N	Pittsburgh	7 9				
				34	N	Massachusetts	2 5	90	H	Fordham	1 2				
				34	N	Massachusetts	2 3	90	H	Fordham	1 5				
				48	N	Ga. Southern	1 11	90	N	Fordham	4 1				
								90	N	Fordham	0 4				
								97	A	Coastal Caro.	4 7				
											101	A	South Carolina	2 4	
											117	H	Robert Morris	2 1	
											133	A	Temple	4 2	
											133	A	Temple	11 7	
											151	H	Charlotte	3 4	
											151	H	Charlotte	2 4	
											151	N	Charlotte	9 2	
											153	A	James Madison	4 2	
											153	A	James Madison	4 5	
											154	N	Louisiana Tech	2 4	
											171	A	Saint Joseph's	1 6	
											171	A	Saint Joseph's	12 4	
											171	N	Saint Joseph's	1 0	
											173	H	Army	4 5	
											174	A	Saint Louis	2 0	
											174	A	Saint Louis	1 2	
											186	H	Georgetown	0 1	
											188	N	Appalachian St.	2 8	
											196	N	Elon	1 4	
											197	H	Dayton	5 6	
											197	H	Dayton	4 0	
				LAST 10 GAMES							203	H	Buffalo	5 6	
				34	N	Massachusetts	2 3	174	A	Saint Louis	1 2	214	A	St. Bonaventure	9 0
				90	N	Fordham	4 1	174	A	Saint Louis	2 0	214	A	St. Bonaventure	17 0
				171	N	Saint Joseph's	1 0	214	A	St. Bonaventure	17 0	228	H	Rhode Island	5 1
				34	N	Massachusetts	2 5	214	A	St. Bonaventure	9 0	228	H	Rhode Island	3 2
				151	N	Charlotte	9 2	265	H	George Mason	7 3	229	H	Towson	6 5

Non-Div. I Games:

George Washington

RPI	S	Opponent	Score	
235	N	Evansville	6	11
240	H	Drexel	0	3
245	N	Presbyterian	5	0
249	A	Siena	1	0
252	H	Mt. St. Mary's	3	0
252	H	Mt. St. Mary's	5	4
260	A	UMBC	4	7
262	H	Hampton	5	0
262	H	Hampton	3	2
264	H	La Salle	4	1
264	H	La Salle	5	1
265	A	George Mason	7	5
265	H	George Mason	7	3
265	N	George Mason	4	5

George Washington

G
e
o
r
g
e
W
a
s
h
i
n
g
t
o
n

G
e
o
r
g
e
W
a
s
h
i
n
g
t
o
n

Average RPI Win: 148		WON-LOST	WINNING	LAST 10	STRENGTH OF		OPP. STRENGTH	TEAM	ADJ		CONF.	ADJ CONF.
Average RPI Loss: 70		RECORD	PCT. RANK	GAMES	SCHEDULE		OF SCHEDULE	RPI	RPI		RPI	RPI
DIV. I ONLY		11-42-0	.20755	274	65		43	201	.46005		190	6
DIV. I NON-CONF.		11-18-0	.37931	200	36		48	119	.51083		117	5
TOTALS		RPI 1-25	RPI 26-50		W-L RECORDS		RPI 51-100		RPI 101-150		RPI 150+	
11-42-0		0-11-0	1-4-0		OVERALL		1-18-0		3-4-0		6-5-0	
0-15-0		0-1-0	0-0-0		HOME		0-12-0		0-0-0		0-2-0	
3-18-0		0-5-0	0-1-0		AWAY		1-5-0		1-3-0		1-3-0	
8-9-0		0-4-0	1-3-0		NEUTRAL		0-1-0		2-1-0		5-0-0	
11-18-0		0-8-0	1-4-0		NON-CONFERENCE		1-0-0		3-1-0		6-5-0	
0-2-0		0-0-0	0-0-0		HOME		0-0-0		0-0-0		0-2-0	
3-8-0		0-4-0	0-0-		AWAY		1-0-0		1-0-0		1-3-0	
8-8-0		0-4-0	1-3-0		NEUTRAL		0-0-0		2-1-0		5-0-0	
0-24-0		0-3-0	0-0-0		CONFERENCE		0-18-0		0-3-0		0-0-0	
0-13-0		0-1-0	0-0-0		HOME		0-12-0		0-0-0		0-0-0	
0-10-0		0-2-0	0-0-0		AWAY		0-5-0		0-3-0		0-0-0	
0-1-0		0-0-0	0-0-0		NEUTRAL		0-1-0		0-0-0		0-0-0	
RPI S	Opponent	Score	RPI S	Opponent	Score	RPI S	Opponent	Score	RPI S	Opponent	Score	
7 A	Florida	0 8	30 A	Notre Dame	1 7	51 H	Northwestern	0 8	105 A	Penn St.	5 7	
7 A	Florida	1 11	31 N	Auburn	1 4	51 H	Northwestern	1 5	105 A	Penn St.	5 11	
7 A	Florida	4 15	32 N	Tulsa	6 4	51 H	Northwestern	1 15	105 A	Penn St.	3 4	
10 N	Louisville	1 4	34 N	Massachusetts	6 7	56 A	Purdue	6 10	118 N	Charleston So.	4 3	
13 A	UCLA	3 14	40 N	UAB	2 3	56 A	Purdue	4 8	119 A	Central Mich.	6 1	
19 N	Stanford	0 11				56 A	Purdue	0 2	119 N	Central Mich.	4 8	
24 N	Oregon St.	6 11				57 N	Illinois	0 8	122 N	Loyola Marymount	6 5	
24 N	Oregon St.	2 5				62 A	Nebraska	0 3	156 A	Fla. Atlantic	3 4	
25 A	Michigan	0 5				62 A	Nebraska	3 5	167 H	Butler	1 8	
25 A	Michigan	0 2				63 A	FIU	8 2	168 H	Eastern Mich.	3 6	
25 H	Michigan	0 8				78 H	Iowa	1 4	178 N	Ill.-Chicago	11 3	
						78 H	Iowa	0 6	180 N	Utah St.	3 2	
						78 H	Iowa	1 7	182 A	UC Riverside	15 6	
						89 H	Ohio St.	4 6	194 N	Wright St.	4 2	
						89 H	Ohio St.	1 14	199 A	Cal St. Fullerton	7 11	
						89 H	Ohio St.	4 9	199 A	Cal St. Fullerton	10 13	
						92 H	Indiana	2 4	207 N	Southern Miss.	3 2	
						92 H	Indiana	5 6	238 N	North Dakota	8 6	
						92 H	Indiana	5 6				
LAST 10 GAMES												
			92 H	Indiana	5 6	51 H	Northwestern	1 15				
			92 H	Indiana	5 6	62 A	Nebraska	3 5				
			92 H	Indiana	2 4	62 A	Nebraska	0 3				
			51 H	Northwestern	0 8	30 A	Notre Dame	1 7				
			51 H	Northwestern	1 5	78 H	Iowa	1 4				

Non-Div. I Games:

Michigan St.

[illegible]

Non-Div. I Games:

Florida A&M

RPI	S	Opponent	Score	
276	H	N.C. A&T	13	0
276	H	N.C. A&T	5	9
276	H	N.C. A&T	3	8
277	N	Holy Cross	1	0
279	N	Lafayette	5	4
281	H	South Carolina St.	4	0
281	H	South Carolina St.	9	0
281	H	South Carolina St.	7	1
283	N	Alabama A&M	10	2
285	A	N.C. Central	4	2
285	A	N.C. Central	4	1
286	N	Grambling	11	2

Florida A&M

F
l
o
r
i
d
a

A
&
M

F
l
o
r
i
d
a

A
&
M

Average RPI Win: 201		WON-LOST	WINNING	LAST 10	STRENGTH OF		OPP. STRENGTH	TEAM	ADJ	CONF.	ADJ CONF.
Average RPI Loss: 137		RECORD	PCT. RANK	GAMES	SCHEDULE		OF SCHEDULE	RPI	RPI	RPI	RPI
DIV. I ONLY		24-28-0	.46154	165	7-3-0		205	211	190	.45947	192
DIV. I NON-CONF.		13-15-0	.46429	154	0-1-0		124	193	150	.49085	148
TOTALS		RPI 1-25	RPI 26-50		W-L RECORDS		RPI 51-100		RPI 101-150		RPI 150+
24-28-0	0-0-0	0-3-0		OVERALL		1-5-0		4-8-0		19-12-0	
9-8-0	0-0-0	0-0-0		HOME		0-0-0		2-4-0		7-4-0	
7-10-0	0-0-0	0-1-0		AWAY		0-1-0		0-3-0		7-5-0	
8-10-0	0-0-0	0-2-0		NEUTRAL		1-4-0		2-1-0		5-3-0	
13-15-0	0-0-0	0-3-0		NON-CONFERENCE		1-5-0		2-5-0		10-2-0	
3-2-0	0-0-0	0-0-0		HOME		0-0-0		0-2-0		3-0-0	
2-5-0	0-0-0	0-0-		AWAY		0-1-0		0-3-0		2-0-0	
8-8-0	0-0-0	0-2-0		NEUTRAL		1-4-0		2-0-0		5-2-0	
11-13-0	0-0-0	0-0-0		CONFERENCE		0-0-0		2-3-0		9-10-0	
6-6-0	0-0-0	0-0-0		HOME		0-0-0		2-2-0		4-4-0	
5-5-0	0-0-0	0-0-0		AWAY		0-0-0		0-0-0		5-5-0	
0-2-0	0-0-0	0-0-0		NEUTRAL		0-0-0		0-1-0		0-1-0	
RPI S	Opponent	Score	RPI S	Opponent	Score	RPI S	Opponent	Score	RPI S	Opponent	Score
			34 N	Massachusetts	2 8	56 N	Purdue	1 10	102 A	Colorado St.	2 6
			41 A	UCF	4 5	67 N	Rutgers	2 4	102 A	Colorado St.	0 8
			46 N	Kansas	0 1	68 N	Ball St.	1 9	102 H	Colorado St.	5 6
						68 N	Ball St.	5 9	102 H	Colorado St.	6 10
						81 N	Fla. Gulf Coast	2 1	115 N	UT Martin	8 6
						98 A	New Mexico	3 11	125 A	Stetson	0 6
									128 H	Portland St.	8 10
									128 H	Portland St.	4 8
									128 H	Portland St.	10 4
									128 H	Portland St.	4 2
									134 N	Sacramento St.	2 9
									138 N	Central Ark.	1 0
									155 A	St. Mary's (CA)	0 4
									155 A	St. Mary's (CA)	9 1
									161 N	Youngstown St.	2 3
									172 N	Bryant	15 2
									172 N	Bryant	10 7
									175 N	Akron	11 10
									185 A	Utah Valley	1 2
									185 A	Utah Valley	5 7
									185 A	Utah Valley	6 10
									185 A	Utah Valley	1 11
									213 H	Weber St.	1 3
									213 H	Weber St.	13 6
									213 H	Weber St.	6 15
									213 H	Weber St.	12 4
									229 N	Towson	1 2
LAST 10 GAMES			102 H	Colorado St.	5 6	234 H	Idaho St.	9 10	213 H	Weber St.	1 3
			231 A	Seattle	9 2	234 H	Idaho St.	8 6	213 H	Weber St.	13 6
			231 A	Seattle	6 3	234 H	Idaho St.	11 10	213 H	Weber St.	6 15
			231 A	Seattle	2 0	234 H	Idaho St.	2 4	213 H	Weber St.	12 4
			231 A	Seattle	7 6	128 H	Portland St.	10 4	229 N	Towson	1 2

Non-Div. I Games: UC-Colo. Springs 7 4

Northern Colo.

RPI	S	Opponent	Score	
231	A	Seattle	9	2
231	A	Seattle	6	3
231	A	Seattle	2	0
231	A	Seattle	7	6
234	H	Idaho St.	2	4
234	H	Idaho St.	9	10
234	H	Idaho St.	8	6
234	H	Idaho St.	11	10
237	H	South Dakota St.	3	2
237	H	South Dakota St.	8	7
237	H	South Dakota St.	2	1
241	N	Jackson St.	3	1
243	A	Southeastern La.	6	5
254	N	Santa Clara	7	8
267	N	UNC Wilmington	5	1
288	A	Southern U.	13	4

Northern Colo.

N
o
r
t
h
e
r
n
C
o
l
o
.

N
o
r
t
h
e
r
n
C
o
l
o
.

Average RPI Win: 153		WON-LOST RECORD		WINNING PCT. RANK		LAST 10 GAMES		STRENGTH OF SCHEDULE		OPP. STRENGTH OF SCHEDULE		TEAM RPI		ADJ RPI		CONF. RPI		ADJ CONF. RPI	
DIV. I ONLY		17-36-0		.32075 237		3-7-0		107		120		194		.45935 193		5		5	
DIV. I NON-CONF.		10-21-0		.32258 227		1-2-0		167		206		224		.44036 225		6		6	
TOTALS		RPI 1-25		RPI 26-50		W-L RECORDS		RPI 51-100		RPI 101-150		RPI 150+							
17-36-0		0-2-0		1-7-0		OVERALL		3-8-0		4-4-0		9-15-0							
5-11-0		0-0-0		0-3-0		HOME		2-3-0		1-1-0		2-4-0							
9-14-0		0-2-0		1-4-0		AWAY		0-1-0		3-0-0		5-7-0							
3-11-0		0-0-0		0-0-0		NEUTRAL		1-4-0		0-3-0		2-4-0							
10-21-0		0-0-0		0-2-0		NON-CONFERENCE		3-5-0		0-2-0		7-12-0							
3-2-0		0-0-0		0-0-0		HOME		2-0-0		0-0-0		1-2-0							
4-9-0		0-0-0		0-0-		AWAY		0-1-0		0-0-0		4-6-0							
3-10-0		0-0-0		0-0-0		NEUTRAL		1-4-0		0-2-0		2-4-0							
7-15-0		0-2-0		1-5-0		CONFERENCE		0-3-0		4-2-0		2-3-0							
2-9-0		0-0-0		0-3-0		HOME		0-3-0		1-1-0		1-2-0							
5-5-0		0-2-0		1-2-0		AWAY		0-0-0		3-0-0		1-1-0							
0-1-0		0-0-0		0-0-0		NEUTRAL		0-0-0		0-1-0		0-0-0							
RPI	S	Opponent		Score	RPI	S	Opponent		Score	RPI	S	Opponent		Score	RPI	S	Opponent		Score
17	A	South Fla.		0 5	26	A	DePaul		0 2	57	N	Illinois		1 3	101	N	South Carolina		3 11
17	A	South Fla.		0 5	26	A	DePaul		1 5	63	A	FIU		0 8	113	H	St. John's (NY)		1 4
					26	A	DePaul		3 2	65	H	Pittsburgh		2 6	113	H	St. John's (NY)		4 3
					30	H	Notre Dame		2 14	65	H	Pittsburgh		4 5	130	N	Kent St.		2 3
					30	H	Notre Dame		3 5	65	H	Pittsburgh		1 2	137	A	Villanova		1 0
					30	H	Notre Dame		4 8	69	N	Minnesota		4 3	137	A	Villanova		6 3
					44	A	Boston U.		3 5	79	N	Western Ky.		1 5	137	A	Villanova		5 2
					44	A	Boston U.		1 3	80	N	Jacksonville		0 8	137	N	Villanova		5 7
										99	H	Boston College		7 6	156	A	Fla. Atlantic		9 0
										99	N	Boston College		1 13	163	N	Iona		1 8
										100	H	Harvard		3 2	169	H	Seton Hall		2 1
															169	H	Seton Hall		0 2
															169	H	Seton Hall		1 8
															172	A	Bryant		6 9
															178	N	Ill.-Chicago		9 8
															183	A	Fairfield		8 0
															183	H	Fairfield		3 5
															183	H	Fairfield		3 5
															183	H	Fairfield		4 2
															186	A	Georgetown		0 2
															186	A	Georgetown		3 0
															191	N	Florida A&M		1 5
															198	A	Bethune-Cookman		2 13
															198	A	Bethune-Cookman		2 4
															198	N	Bethune-Cookman		1 6
															198	N	Bethune-Cookman		3 2
															228	A	Rhode Island		2 3
				LAST 10 GAMES															
					26	A	DePaul		1 5	30	H	Notre Dame		4 8					
					26	A	DePaul		3 2	30	H	Notre Dame		3 5					
					26	A	DePaul		0 2	44	A	Boston U.		1 3					
					99	H	Boston College		7 6	44	A	Boston U.		3 5					
					30	H	Notre Dame		2 14	186	A	Georgetown		3 0					

Non-Div. I Games:

Providence

RPI	S	Opponent	Score	
228	A	Rhode Island	3	6
229	A	Towson	3	8
229	N	Towson	1	8
268	A	Yale	8	0
268	A	Yale	4	3

Providence

P
r
o
v
i
d
e
n
c
e

P
r
o
v
i
d
e
n
c
e

Average RPI Win:	186	WON-LOST RECORD	WINNING PCT. RANK	LAST 10 GAMES		STRENGTH OF SCHEDULE	OPP. STRENGTH OF SCHEDULE	TEAM RPI	ADJ RPI	CONF. RPI	ADJ CONF. RPI			
DIV. I ONLY		23-31-0	.42593	191	4-6-0	185	182	193	.45928	194	24	23		
DIV. I NON-CONF.		13-18-0	.41935	177	1-2-0	175	144	176	.47065	179	25	24		
<hr/>														
TOTALS	RPI 1-25	RPI 26-50		W-L RECORDS		RPI 51-100		RPI 101-150		RPI 150+				
23-31-0	0-1-0	1-2-0		OVERALL		1-9-0		4-5-0		17-14-0				
8-9-0	0-0-0	0-0-0		HOME		0-4-0		2-3-0		6-2-0				
8-14-0	0-0-0	0-1-0		AWAY		1-5-0		1-0-0		6-8-0				
7-8-0	0-1-0	1-1-0		NEUTRAL		0-0-0		1-2-0		5-4-0				
13-18-0	0-1-0	1-2-0		NON-CONFERENCE		1-6-0		3-3-0		8-6-0				
3-2-0	0-0-0	0-0-0		HOME		0-1-0		1-1-0		2-0-0				
3-8-0	0-0-0	0-0-		AWAY		1-5-0		1-0-0		1-2-0				
7-8-0	0-1-0	1-1-0		NEUTRAL		0-0-0		1-2-0		5-4-0				
10-13-0	0-0-0	0-0-0		CONFERENCE		0-3-0		1-2-0		9-8-0				
5-7-0	0-0-0	0-0-0		HOME		0-3-0		1-2-0		4-2-0				
5-6-0	0-0-0	0-0-0		AWAY		0-0-0		0-0-0		5-6-0				
0-0-0	0-0-0	0-0-0		NEUTRAL		0-0-0		0-0-0		0-0-0				
RPI	S	Opponent	Score		RPI	S	Opponent	Score		RPI	S	Opponent	Score	
25	N	Michigan	0	4	31	A	Auburn	4	12	53	A	Marshall	2	6
					36	N	Kentucky	0	3	64	A	Miami (OH)	1	0
					50	N	Maryland	8	0	68	H	Ball St.	4	5
										74	A	Southern Ill.	6	8
										84	H	Valparaiso	0	10
										84	H	Valparaiso	6	8
										84	H	Valparaiso	2	4
										89	A	Ohio St.	0	6
										89	A	Ohio St.	2	6
										92	A	Indiana	2	4
				</										

Non-Div. I Games:

Wright St.

Wright St.

Through Games Of Through May 13, 2012

RPI	S	Opponent	Score	
216	H	Green Bay	3	7
216	H	Green Bay	5	1
216	H	Green Bay	1	2
238	N	North Dakota	7	1
247	A	Cleveland St.	6	2
247	A	Cleveland St.	2	6
247	A	Cleveland St.	1	2
260	N	UMBC	8	0
261	H	Detroit	8	0
261	H	Detroit	8	1
261	H	Detroit	3	1
262	N	Hampton	8	11
275	N	Alabama St.	6	3

Wright St.

W
r
i
g
h
t
S
t
.

W
r
i
g
h
t
S
t
.

Average RPI Win:		210	WON-LOST RECORD		WINNING PCT. RANK		LAST 10 GAMES		STRENGTH OF SCHEDULE		OPP. STRENGTH OF SCHEDULE		TEAM RPI		ADJ RPI		CONF. RPI		ADJ CONF. RPI				
DIV. I ONLY			30-29-0		.50847 138		6-4-0		241		194		187		.45904 195		16		17				
DIV. I NON-CONF.			17-18-0		.48571 138		0-0-0		278		220		225		.43835 228		19		17				
TOTALS		RPI 1-25		RPI 26-50		W-L RECORDS		RPI 51-100		RPI 101-150		RPI 150+											
30-29-0		0-2-0		0-1-0		OVERALL		3-9-0		3-5-0		24-12-0											
18-7-0		0-0-0		0-0-0		HOME		3-3-0		1-1-0		14-3-0											
5-10-0		0-2-0		0-1-0		AWAY		0-2-0		1-2-0		4-3-0											
7-12-0		0-0-0		0-0-0		NEUTRAL		0-4-0		1-2-0		6-6-0											
17-18-0		0-2-0		0-1-0		NON-CONFERENCE		0-5-0		2-3-0		15-7-0											
11-3-0		0-0-0		0-0-0		HOME		0-0-0		1-1-0		10-2-0											
0-5-0		0-2-0		0-0-		AWAY		0-2-0		0-0-0		0-0-0											
6-10-0		0-0-0		0-0-0		NEUTRAL		0-3-0		1-2-0		5-5-0											
13-11-0		0-0-0		0-0-0		CONFERENCE		3-4-0		1-2-0		9-5-0											
7-4-0		0-0-0		0-0-0		HOME		3-3-0		0-0-0		4-1-0											
5-5-0		0-0-0		0-0-0		AWAY		0-0-0		1-2-0		4-3-0											
1-2-0		0-0-0		0-0-0		NEUTRAL		0-1-0		0-0-0		1-1-0											
RPI	S	Opponent		Score		RPI	S	Opponent		Score		RPI	S	Opponent		Score							
7	A	Florida		0	4	28	A	North Carolina		0	9	55	H	Radford		0	3	103	N	Bowling Green		0	4
15	A	Georgia		1	10							55	H	Radford		2	10	113	N	St. John's (NY)		7	6
												55	H	Radford		8	4	113	N	St. John's (NY)		0	1
												75	N	Georgia St.		6	9	117	H	Robert Morris		1	5
												86	N	Albany (NY)		1	2	118	A	Charleston So.		0	1
												93	A	North Carolina St.		2	3	118	A	Charleston So.		2	1
												93	A	North Carolina St.		0	3	118	A	Charleston So.		0	5
												93	N	North Carolina St.		2	13	144	H	Ohio		6	4
												97	H	Coastal Caro.		3	2	157	A	Gardner-Webb		2	1
												97	H	Coastal Caro.		5	4	157	A	Gardner-Webb		2	3
												97	H	Coastal Caro.		1	2	157	A	Gardner-Webb		0	8
												97	N	Coastal Caro.		2	3	157	N	Gardner-Webb		2	4
																		158	N	Eastern Ky.		7	9
																		168	N	Eastern Mich.		5	0
																		168	N	Eastern Mich.		3	1
																		171	H	Saint Joseph's		0	1
																		173	N	Army		8	10
																		174	N	Saint Louis		1	9
																		201	A	Winthrop		5	4
																		201	H	Winthrop		4	2
																		201	H	Winthrop		10	1
																		201	N	Winthrop		10	9
																		222	A	Liberty		9	6
																		222	A	Liberty		12	7
																		222	A	Liberty		6	7
																		229	H	Towson		5	3
																		240	H	Drexel		6	9
LAST 10 GAMES																							
																		97	N	Coastal Caro.		2	3
																		157	N	Gardner-Webb		2	4
																		201	N	Winthrop		10	9
																		245	H	Presbyterian		8	0
																		245	H	Presbyterian		3	1

Non-Div. I Games:

Campbell

RPI	S	Opponent	Score	
240	H	Drexel	6	1
243	N	Southeastern La.	3	2
245	H	Presbyterian	8	0
245	H	Presbyterian	3	1
245	H	Presbyterian	3	4
256	N	Tennessee St.	1	6
256	N	Tennessee St.	2	3
262	H	Hampton	8	0
262	H	Hampton	11	2
267	H	UNC Wilmington	2	1
267	H	UNC Wilmington	7	3
267	N	UNC Wilmington	2	0
275	N	Alabama St.	6	0
285	H	N.C. Central	5	2
285	H	N.C. Central	9	1
285	H	N.C. Central	12	1
285	H	N.C. Central	7	2

Campbell

C
a
m
p
b
e
l
l

C
a
m
p
b
e
l
l

E
l
o
n

Elon

RPI	S	Opponent	Score	
219	H	Samford	3	4
219	H	Samford	2	6
222	H	Liberty	4	1
228	N	Rhode Island	2	10
243	N	Southeastern La.	7	5
245	H	Presbyterian	2	0
245	N	Presbyterian	2	1
245	N	Presbyterian	11	5
274	H	Bucknell	0	2
276	A	N.C. A&T	7	1
276	A	N.C. A&T	4	5
285	H	N.C. Central	15	6
285	H	N.C. Central	8	2

Elon

**E
l
o
n**

Average RPI Win: 189		WON-LOST RECORD		WINNING PCT. RANK		LAST 10 GAMES		STRENGTH OF SCHEDULE		OPP. STRENGTH OF SCHEDULE		TEAM RPI		ADJ RPI		CONF. RPI		ADJ CONF. RPI	
DIV. I ONLY		22-29-0		.43137 186		4-6-0		187		189		192		.4582 197		19		19	
DIV. I NON-CONF.		13-19-0		.40625 185		0-2-0		185		197		197		.45939 201		18		18	
TOTALS		RPI 1-25		RPI 26-50		W-L RECORDS		RPI 51-100		RPI 101-150		RPI 150+							
22-29-0		0-0-0		0-4-0		OVERALL		2-9-0		1-2-0		19-14-0							
9-7-0		0-0-0		0-0-0		HOME		1-2-0		1-0-0		7-5-0							
7-17-0		0-0-0		0-4-0		AWAY		1-5-0		0-2-0		6-6-0							
6-5-0		0-0-0		0-0-0		NEUTRAL		0-2-0		0-0-0		6-3-0							
13-19-0		0-0-0		0-2-0		NON-CONFERENCE		1-8-0		0-2-0		12-7-0							
3-2-0		0-0-0		0-0-0		HOME		0-1-0		0-0-0		3-1-0							
4-12-0		0-0-0		0-0-		AWAY		1-5-0		0-2-0		3-3-0							
6-5-0		0-0-0		0-0-0		NEUTRAL		0-2-0		0-0-0		6-3-0							
9-10-0		0-0-0		0-2-0		CONFERENCE		1-1-0		1-0-0		7-7-0							
6-5-0		0-0-0		0-0-0		HOME		1-1-0		1-0-0		4-4-0							
3-5-0		0-0-0		0-2-0		AWAY		0-0-0		0-0-0		3-3-0							
0-0-0		0-0-0		0-0-0		NEUTRAL		0-0-0		0-0-0		0-0-0							
RPI	S	Opponent		Score		RPI	S	Opponent		Score		RPI	S	Opponent		Score			
		34	A	Massachusetts	1	3	61	A	Chattanooga	0	19	133	H	Temple	3	2			
		34	A	Massachusetts	1	13	64	A	Miami (OH)	0	9	144	A	Ohio	8	15			
		39	A	Texas St.	0	7	64	A	Miami (OH)	0	8	144	A	Ohio	7	10			
		39	A	Texas St.	0	3	67	H	Rutgers	0	8	151	A	Charlotte	6	4			
							68	N	Ball St.	0	6	151	A	Charlotte	2	4			
							68	N	Ball St.	3	6	158	A	Eastern Ky.	2	1			
							82	A	S.C. Upstate	2	4	158	A	Eastern Ky.	5	3			
							82	A	S.C. Upstate	3	1	160	N	Tennessee Tech	2	8			
							89	A	Ohio St.	2	3	168	N	Eastern Mich.	7	1			
							90	H	Fordham	0	11	171	H	Saint Joseph's	2	1			
							90	H	Fordham	2	1	171	H	Saint Joseph's	3	1			
												174	H	Saint Louis	2	3			
												174	H	Saint Louis	3	2			
												175	H	Akron	2	1			
												175	H	Akron	3	1			
												188	N	Appalachian St.	7	3			
												188	N	Appalachian St.	2	4			
												189	A	George Washington	0	4			
												189	A	George Washington	6	5			
												194	A	Wright St.	5	6			
												194	A	Wright St.	1	5			
												214	H	St. Bonaventure	6	8			
												214	H	St. Bonaventure	0	4			
												215	N	Belmont	11	3			
												221	N	Texas-Arlington	2	5			
												226	A	IUPUI	5	10			
												226	A	IUPUI	2	1			
LAST 10 GAMES																			
		151	A	Charlotte	6	4	90	H	Fordham	2	1	214	H	St. Bonaventure	0	4			
		151	A	Charlotte	2	4	144	A	Ohio	7	10	215	N	Belmont	11	3			
		264	H	La Salle	3	1	144	A	Ohio	8	15	221	N	Texas-Arlington	2	5			
		264	H	La Salle	1	3	189	A	George Washington	0	4	226	A	IUPUI	5	10			
		90	H	Fordham	0	11	189	A	George Washington	6	5	226	A	IUPUI	2	1			

Non-Div. I Games:

Dayton

RPI	S	Opponent	Score
228	A	Rhode Island	2 4
228	A	Rhode Island	6 1
247	N	Cleveland St.	11 10
258	N	Niagara	9 0
261	H	Detroit	3 5
261	H	Detroit	5 1
264	H	La Salle	1 3
264	H	La Salle	3 1
285	N	N.C. Central	18 1

Dayton

Average RPI Win:	235	WON-LOST RECORD	WINNING PCT. RANK	LAST 10 GAMES		STRENGTH OF SCHEDULE	OPP. STRENGTH OF SCHEDULE	TEAM RPI	ADJ RPI	CONF. RPI	ADJ CONF. RPI			
DIV. I ONLY		30-29-0	.50847	138	6-4-0	261	228	203	.45572	198	30	30		
DIV. I NON-CONF.		14-25-0	.35897	216	0-1-0	229	134	230	.44084	224	30	30		
<hr/>														
TOTALS	RPI 1-25	RPI 26-50		W-L RECORDS		RPI 51-100		RPI 101-150		RPI 150+				
30-29-0	0-1-0	0-3-0		OVERALL		1-7-0		2-7-0		27-11-0				
15-5-0	0-0-0	0-1-0		HOME		1-1-0		0-2-0		14-1-0				
7-10-0	0-1-0	0-1-0		AWAY		0-1-0		1-3-0		6-4-0				
8-14-0	0-0-0	0-1-0		NEUTRAL		0-5-0		1-2-0		7-6-0				
14-25-0	0-1-0	0-3-0		NON-CONFERENCE		1-7-0		2-7-0		11-7-0				
9-4-0	0-0-0	0-1-0		HOME		1-1-0		0-2-0		8-0-0				
1-7-0	0-1-0	0-0-		AWAY		0-1-0		1-3-0		0-1-0				
4-14-0	0-0-0	0-1-0		NEUTRAL		0-5-0		1-2-0		3-6-0				
16-4-0	0-0-0	0-0-0		CONFERENCE		0-0-0		0-0-0		16-4-0				
6-1-0	0-0-0	0-0-0		HOME		0-0-0		0-0-0		6-1-0				
6-3-0	0-0-0	0-0-0		AWAY		0-0-0		0-0-0		6-3-0				
4-0-0	0-0-0	0-0-0		NEUTRAL		0-0-0		0-0-0		4-0-0				
RPI	S	Opponent	Score		RPI	S	Opponent	Score		RPI	S	Opponent	Score	
17	A	South Fla.	1	3	41	A	UCF	1	5	61	N	Chattanooga	1	12
					41	H	UCF	0	4	69	N	Minnesota	0	13
					41	N	UCF	4	10	80	A	Jacksonville	0	8
										87	H	North Florida	9	1
										87	H	North Florida	2	3
										87	N	North Florida	5	8
										87	N	North Florida	4	7
										99	N	Boston College	1	4

Non-Div. I Games:

Bethune-Cookman

RPI	S	Opponent	Score	
250	H	Savannah St.	9	3
250	H	Savannah St.	6	2
250	H	Savannah St.	2	3
252	N	Mt. St. Mary's	7	6
253	N	Norfolk St.	3	2
262	N	Hampton	3	2
266	H	Hartford	6	2
266	H	Hartford	15	0
276	A	N.C. A&T	4	3
276	A	N.C. A&T	6	2
276	A	N.C. A&T	18	4
276	N	N.C. A&T	6	1
281	A	South Carolina St.	7	2
281	A	South Carolina St.	4	0
281	A	South Carolina St.	13	0
282	H	Alcorn St.	3	0
282	H	Alcorn St.	4	2
285	H	N.C. Central	10	2
285	H	N.C. Central	8	0
285	H	N.C. Central	6	3

Bethune-Cookman

B
e
t
h
u
n
e
-
C
o
o
k
m
a
n

B
e
t
h
u
n
e
-
C
o
o
k
m
a
n

[illegible]

Non-Div. I Games:

Cal St. Fullerton

RPI	S	Opponent	Score	
211	A	Cal St. Northridge	2	5
211	A	Cal St. Northridge	11	0
233	A	CSU Bakersfield	7	8
233	A	CSU Bakersfield	4	1
254	N	Santa Clara	9	2
254	N	Santa Clara	9	1

Cal St. Fullerton

C
a
l
S
t
.
F
u
l
l
e
r
t
o
n

C
a
l
S
t
.
F
u
l
l
e
r
t
o
n

Average RPI Win:		194	WON-LOST RECORD		WINNING PCT. RANK		LAST 10 GAMES		STRENGTH OF SCHEDULE		OPP. STRENGTH OF SCHEDULE		TEAM RPI		ADJ RPI		CONF. RPI		ADJ CONF. RPI	
DIV. I ONLY			15-40-0		.27273 254		3-7-0		100		104		207		.45403 200		13		13	
DIV. I NON-CONF.			8-20-0		.28571 241		1-1-0		70		61		184		.47115 177		14		14	
TOTALS		RPI 1-25		RPI 26-50		W-L RECORDS		RPI 51-100		RPI 101-150		RPI 150+								
15-40-0		0-4-0		0-5-0		OVERALL		0-15-0		5-7-0		10-9-0								
2-13-0		0-0-0		0-0-0		HOME		0-6-0		1-5-0		1-2-0								
7-19-0		0-4-0		0-3-0		AWAY		0-4-0		2-2-0		5-6-0								
6-8-0		0-0-0		0-2-0		NEUTRAL		0-5-0		2-0-0		4-1-0								
8-20-0		0-4-0		0-5-0		NON-CONFERENCE		0-6-0		3-3-0		5-2-0								
0-2-0		0-0-0		0-0-0		HOME		0-0-0		0-2-0		0-0-0								
2-10-0		0-4-0		0-0-		AWAY		0-1-0		1-1-0		1-1-0								
6-8-0		0-0-0		0-2-0		NEUTRAL		0-5-0		2-0-0		4-1-0								
7-20-0		0-0-0		0-0-0		CONFERENCE		0-9-0		2-4-0		5-7-0								
2-11-0		0-0-0		0-0-0		HOME		0-6-0		1-3-0		1-2-0								
5-9-0		0-0-0		0-0-0		AWAY		0-3-0		1-1-0		4-5-0								
0-0-0		0-0-0		0-0-0		NEUTRAL		0-0-0		0-0-0		0-0-0								
RPI	S	Opponent		Score		RPI	S	Opponent		Score		RPI	S	Opponent		Score				
3	A	Arizona St.		0	11	37	N	Baylor		1	5	52	A	Illinois St.		1	4			
3	A	Arizona St.		0	9	38	A	Oklahoma St.		1	2	52	A	Illinois St.		3	5			
6	A	Oklahoma		0	13	46	A	Kansas		3	8	52	A	Illinois St.		0	3			
6	A	Oklahoma		0	5	46	A	Kansas		1	9	58	N	Boise St.		4	5			
						47	N	Arkansas		0	8	72	H	UNI		5	6			
												72	H	UNI		2	4			
												72	H	UNI		6	8			
												74	H	Southern Ill.		1	7			
												74	H	Southern Ill.		0	5			
												74	H	Southern Ill.		8	11			
												76	N	North Dakota St.		2	10			
												78	N	Iowa		0	11			
												83	A	North Texas		9	12			
												92	N	Indiana		0	11			
												92	N	Indiana		3	6			

Non-Div. I Games:

Wichita St.

Wichita St.

Through Games Of Through May 13, 2012

RPI	S	Opponent	Score	
235	A	Evansville	1	0
237	N	South Dakota St.	4	1
278	N	Howard	9	1
278	N	Howard	15	9

Wichita St.

W
i
c
h
i
t
a
s
t
.

W
i
c
h
i
t
a
s
t
.

Average RPI Win:		186	WON-LOST RECORD		WINNING PCT. RANK		LAST 10 GAMES		STRENGTH OF SCHEDULE		OPP. STRENGTH OF SCHEDULE		TEAM RPI		ADJ RPI		CONF. RPI		ADJ CONF. RPI	
DIV. I ONLY			16-39-0		.29091 250		1-9-0		96		117		200		.45396 201		16		17	
DIV. I NON-CONF.			13-19-0		.40625 185		1-1-0		69		67		131		.50319 127		19		17	
TOTALS		RPI 1-25		RPI 26-50		W-L RECORDS		RPI 51-100		RPI 101-150		RPI 150+								
16-39-0		1-7-0		0-2-0		OVERALL		0-10-0		2-6-0		13-14-0								
6-13-0		0-0-0		0-0-0		HOME		0-4-0		2-4-0		4-5-0								
2-13-0		0-1-0		0-0-0		AWAY		0-4-0		0-2-0		2-6-0								
8-13-0		1-6-0		0-2-0		NEUTRAL		0-2-0		0-0-0		7-3-0								
13-19-0		1-7-0		0-2-0		NON-CONFERENCE		0-3-0		2-3-0		10-4-0								
5-4-0		0-0-0		0-0-0		HOME		0-1-0		2-1-0		3-2-0								
0-3-0		0-1-0		0-0-		AWAY		0-0-0		0-2-0		0-0-0								
8-12-0		1-6-0		0-2-0		NEUTRAL		0-2-0		0-0-0		7-2-0								
3-20-0		0-0-0		0-0-0		CONFERENCE		0-7-0		0-3-0		3-10-0								
1-9-0		0-0-0		0-0-0		HOME		0-3-0		0-3-0		1-3-0								
2-10-0		0-0-0		0-0-0		AWAY		0-4-0		0-0-0		2-6-0								
0-1-0		0-0-0		0-0-0		NEUTRAL		0-0-0		0-0-0		0-1-0								
RPI	S	Opponent		Score		RPI	S	Opponent		Score		RPI	S	Opponent		Score				
1	N	California		1	7	26	N	DePaul		0	10	55	A	Radford		0	8			
4	N	Tennessee		2	1	44	N	Boston U.		0	3	55	H	Radford		1	8			
5	N	Texas		1	7							55	H	Radford		0	5			
5	N	Texas		2	9							55	H	Radford		0	8			
8	N	Texas A&M		2	8							57	N	Illinois		2	3			
12	N	La.-Lafayette		1	6							79	N	Western Ky.		5	8			
20	A	Hawaii		1	2							86	H	Albany (NY)		4	5			
21	N	Georgia Tech		0	5							97	A	Coastal Caro.		1	7			
												97	A	Coastal Caro.		1	4			
												97	A	Coastal Caro.		2	3			
														151 H Charlotte		4	6			
														151 H Charlotte		1	0			
														157 H Gardner-Webb		1	0			
														157 H Gardner-Webb		2	3			
														157 H Gardner-Webb		2	5			
														160 N Tennessee Tech		4	5			
														170 N UNC Greensboro		2	0			
														176 N Western Ill.		5	2			
														195 A Campbell		1	10			
														195 A Campbell		2	4			
														195 H Campbell		4	5			
														195 N Campbell		9	10			
														203 N Buffalo		7	6			
														205 N Furman		1	0			
														208 H Western Caro.		6	5			
														208 H Western Caro.		3	4			
														218 N Marist		2	3			
														222 A Liberty		4	2			
														222 A Liberty		1	0			

Non-Div. I Games:

Winthrop

RPI	S	Opponent	Score	
222	A	Liberty	3	4
245	A	Presbyterian	1	3
245	A	Presbyterian	11	12
245	A	Presbyterian	1	6
247	N	Cleveland St.	3	1
256	N	Tennessee St.	3	1
267	H	UNC Wilmington	2	0
275	N	Alabama St.	9	1

W
i
n
t
h
r
o
p

W
i
n
t
h
r
o
p

Winthrop

Average RPI Win: 239		WON-LOST RECORD		WINNING PCT. RANK		LAST 10 GAMES		STRENGTH OF SCHEDULE		OPP. STRENGTH OF SCHEDULE		TEAM RPI		ADJ RPI		CONF. RPI		ADJ CONF. RPI					
Average RPI Loss: 144																							
DIV. I ONLY		25-22-0		.53191 115		6-3-0		247		239		186		.45388 202		27		27					
DIV. I NON-CONF.		10-16-0		.38462 199		1-1-0		238		194		231		.42849 233		27		27					
TOTALS		RPI 1-25		RPI 26-50		W-L RECORDS		RPI 51-100		RPI 101-150		RPI 150+											
25-22-0		0-2-0		0-2-0		OVERALL		1-4-0		1-5-0		23-9-0											
7-8-0		0-2-0		0-0-0		HOME		1-3-0		0-0-0		6-3-0											
14-11-0		0-0-0		0-2-0		AWAY		0-0-0		1-4-0		13-5-0											
4-3-0		0-0-0		0-0-0		NEUTRAL		0-1-0		0-1-0		4-1-0											
10-16-0		0-2-0		0-2-0		NON-CONFERENCE		0-3-0		0-1-0		10-8-0											
1-6-0		0-2-0		0-0-0		HOME		0-2-0		0-0-0		1-2-0											
5-7-0		0-0-0		0-0-		AWAY		0-0-0		0-0-0		5-5-0											
4-3-0		0-0-0		0-0-0		NEUTRAL		0-1-0		0-1-0		4-1-0											
15-6-0		0-0-0		0-0-0		CONFERENCE		1-1-0		1-4-0		13-1-0											
6-2-0		0-0-0		0-0-0		HOME		1-1-0		0-0-0		5-1-0											
9-4-0		0-0-0		0-0-0		AWAY		0-0-0		1-4-0		8-0-0											
0-0-0		0-0-0		0-0-0		NEUTRAL		0-0-0		0-0-0		0-0-0											
RPI	S	Opponent		Score		RPI	S	Opponent		Score		RPI	S	Opponent		Score		RPI	S	Opponent		Score	
22	H	Syracuse		1	8	29	A	Virginia Tech		2	6	86	H	Albany (NY)		1	7	103	N	Bowling Green		0	7
22	H	Syracuse		1	10	29	A	Virginia Tech		4	8	86	H	Albany (NY)		6	8	140	A	Penn		0	4
												86	N	Albany (NY)		0	1	140	A	Penn		5	0
												100	H	Harvard		2	6	140	A	Penn		2	9
												100	H	Harvard		10	8	140	A	Penn		6	9
																		140	A	Penn		2	5
																		159	A	Binghamton		4	3
																		159	A	Binghamton		1	5
																		175	H	Akron		9	8
																		179	A	Delaware St.		2	8
																		179	A	Delaware St.		1	3
																		218	N	Marist		0	6
																		222	A	Liberty		7	0
																		222	A	Liberty		7	4
																		244	A	Colgate		2	3
																		246	A	Princeton		6	0
																		246	A	Princeton		2	1
																		246	A	Princeton		6	4
																		246	A	Princeton		2	1
																		248	H	Dartmouth		10	8
																		248	H	Dartmouth		4	2
																		255	N	Rider		2	0
																		265	A	George Mason		1	0
																		265	A	George Mason		0	3
																		265	A	George Mason		7	4
																		265	H	George Mason		0	2
																		265	H	George Mason		2	3
LAST 10 GAMES																							
140 A Penn						0	4	246 A Princeton						6	4	265 A George Mason						1	0
159 A Binghamton						4	3	246 A Princeton						2	1	265 A George Mason						0	3
159 A Binghamton						1	5	140 A Penn						5	0	265 A George Mason						7	4
246 A Princeton						6	0	140 A Penn						2	9	265 H George Mason						0	2
246 A Princeton						2	1	140 A Penn						6	9	265 H George Mason						2	3

Non-Div. I Games: Ithaca

3 4

Cornell

RPI	S	Opponent	Score	
266	N	Hartford	8	2
266	N	Hartford	6	3
268	A	Yale	8	6
268	A	Yale	8	5
269	A	Brown	11	9
269	A	Brown	8	4
270	H	Columbia	3	7
270	H	Columbia	9	1
270	H	Columbia	5	3
270	H	Columbia	9	7
274	N	Bucknell	9	8

Average RPI Win:	173	WON-LOST RECORD	WINNING PCT. RANK	LAST 10 GAMES	STRENGTH OF SCHEDULE	OPP. STRENGTH OF SCHEDULE	TEAM RPI	ADJ RPI	CONF. RPI	ADJ CONF. RPI		
Average RPI Loss:	123											
DIV. I ONLY		14-31-0	.31111	241	0-10-0	133	131	210	.452	203	12	12
DIV. I NON-CONF.		10-14-0	.41667	178	0-0-0	136	163	162	.47983	163	13	13
<hr/>												
TOTALS	RPI 1-25	RPI 26-50		W-L RECORDS		RPI 51-100		RPI 101-150		RPI 150+		
14-31-0	0-1-0	1-2-0		OVERALL		1-7-0		2-10-0		10-11-0		
3-13-0	0-0-0	0-0-0		HOME		0-4-0		0-5-0		3-4-0		
6-12-0	0-1-0	1-1-0		AWAY		0-3-0		1-5-0		4-2-0		
5-6-0	0-0-0	0-1-0		NEUTRAL		1-0-0		1-0-0		3-5-0		
10-14-0	0-1-0	1-2-0		NON-CONFERENCE		1-3-0		1-2-0		7-6-0		
2-1-0	0-0-0	0-0-0		HOME		0-0-0		0-0-0		2-1-0		
3-7-0	0-1-0	1-0-		AWAY		0-3-0		0-2-0		2-0-0		
5-6-0	0-0-0	0-1-0		NEUTRAL		1-0-0		1-0-0		3-5-0		
4-17-0	0-0-0	0-0-0		CONFERENCE		0-4-0		1-8-0		3-5-0		
1-12-0	0-0-0	0-0-0		HOME		0-4-0		0-5-0		1-3-0		
3-5-0	0-0-0	0-0-0		AWAY		0-0-0		1-3-0		2-2-0		
0-0-0	0-0-0	0-0-0		NEUTRAL		0-0-0		0-0-0		0-0-0		
RPI S	Opponent	Score	RPI S	Opponent	Score	RPI S	Opponent	Score	RPI S	Opponent	Score	
15 A	Georgia	0 8	29 N	Virginia Tech	0 6	64 H	Miami (OH)	0 3	103 H	Bowling Green	4 8	
			37 A	Baylor	1 0	64 H	Miami (OH)	3 9	103 H	Bowling Green	1 3	
			37 A	Baylor	0 3	68 H	Ball St.	5 9	107 A	Sam Houston St.	1 5	
						68 H	Ball St.	0 13	107 A	Sam Houston St.	4 7	
						80 A	Jacksonville	2 6	114 A	Western Mich.	0 4	
						88 N	Stony Brook	3 2	114 A	Western Mich.	5 4	
						89 A	Ohio St.	0 5	117 N	Robert Morris	3 0	
						89 A	Ohio St.	5 8	119 H	Central Mich.	0 7	
									130 H	Kent St.	11 14	
									130 H	Kent St.	6 9	
									144 A	Ohio	3 11	
									144 A	Ohio	0 8	
									160 N	Tennessee Tech	0 3	
									168 H	Eastern Mich.	4 13	
									168 H	Eastern Mich.	5 6	
									170 N	UNC Greensboro	6 3	
									173 N	Army	2 7	
									174 N	Saint Louis	1 8	
									174 N	Saint Louis	6 4	
									175 A	Akron	1 4	
									175 A	Akron	2 5	
									176 N	Western Ill.	3 8	
									177 A	Northern Ill.	8 3	
									177 A	Northern Ill.	7 3	
									189 A	George Washington	6 5	
									201 N	Winthrop	6 7	
									204 H	Toledo	9 11	
LAST 10 GAMES												
						68 H	Ball St.	5 9				
						64 H	Miami (OH)	3 9				
						64 H	Miami (OH)	0 3				
						130 H	Kent St.	6 9				
						130 H	Kent St.	11 14				
						175 A	Akron	2 5				
						175 A	Akron	1 4				
						144 A	Ohio	3 11				
						144 A	Ohio	0 8				
						68 H	Ball St.	0 13				

Non-Div. I Games:

Buffalo

RPI	S	Opponent	Score	
204	H	Toledo	14	3
222	N	Liberty	6	3
236	A	Canisius	10	2
236	H	Canisius	3	4
258	H	Niagara	11	0
258	H	Niagara	9	6

Buffalo

B
u
f
f
a
l
o

B
u
f
f
a
l
o

Average RPI Win: 176		WON-LOST RECORD		WINNING PCT. RANK		LAST 10 GAMES		STRENGTH OF SCHEDULE		OPP. STRENGTH OF SCHEDULE		TEAM RPI		ADJ RPI		CONF. RPI		ADJ CONF. RPI					
DIV. I ONLY		18-38-0		.32143 236		3-7-0		111		169		202		.45184 204		12		12					
DIV. I NON-CONF.		10-22-0		.3125 233		0-0-0		107		210		205		.45024 210		13		13					
TOTALS		RPI 1-25		RPI 26-50		W-L RECORDS		RPI 51-100		RPI 101-150		RPI 150+											
18-38-0		0-1-0		0-3-0		OVERALL		1-10-0		3-15-0		14-9-0											
9-9-0		0-0-0		0-0-0		HOME		0-2-0		2-4-0		7-3-0											
3-14-0		0-1-0		0-2-0		AWAY		0-6-0		0-4-0		3-1-0											
6-15-0		0-0-0		0-1-0		NEUTRAL		1-2-0		1-7-0		4-5-0											
10-22-0		0-1-0		0-3-0		NON-CONFERENCE		1-6-0		1-5-0		8-7-0											
4-4-0		0-0-0		0-0-0		HOME		0-2-0		0-0-0		4-2-0											
0-5-0		0-1-0		0-0-		AWAY		0-2-0		0-0-0		0-0-0											
6-13-0		0-0-0		0-1-0		NEUTRAL		1-2-0		1-5-0		4-5-0											
8-16-0		0-0-0		0-0-0		CONFERENCE		0-4-0		2-10-0		6-2-0											
5-5-0		0-0-0		0-0-0		HOME		0-0-0		2-4-0		3-1-0											
3-9-0		0-0-0		0-0-0		AWAY		0-4-0		0-4-0		3-1-0											
0-2-0		0-0-0		0-0-0		NEUTRAL		0-0-0		0-2-0		0-0-0											
RPI	S	Opponent		Score		RPI	S	Opponent		Score		RPI	S	Opponent		Score							
17	A	South Fla.		0 2		29	N	Virginia Tech		0 8		59	A	Fresno St.		1 9							
						30	A	Notre Dame		1 9		64	A	Miami (OH)		0 5							
						30	A	Notre Dame		0 8		64	A	Miami (OH)		1 9							
												68	A	Ball St.		8 15							
												68	A	Ball St.		2 5							
												73	N	Kennesaw St.		7 4							
												76	N	North Dakota St.		1 3							
												77	H	IPFW		0 9							
												77	H	IPFW		3 7							
												93	A	North Carolina St.		2 4							
												100	N	Harvard		1 2							
												103	H	Bowling Green		1 3							
												103	H	Bowling Green		1 7							
												103	N	Bowling Green		0 5							
												111	N	Long Beach St.		4 2							
												111	N	Long Beach St.		1 5							
												114	H	Western Mich.		3 11							
												114	H	Western Mich.		2 1							
												114	N	Western Mich.		0 8							
												119	H	Central Mich.		4 0							
												119	H	Central Mich.		1 4							
												123	N	LIU Brooklyn		1 10							
												126	N	Lehigh		1 4							
												130	A	Kent St.		2 4							
												130	A	Kent St.		5 6							
												137	N	Villanova		2 7							
												138	N	Central Ark.		3 4							
												144	A	Ohio		1 15							
												144	A	Ohio		3 4							
												161	H	Youngstown St.		10 1							
												161	H	Youngstown St.		9 6							
												168	H	Eastern Mich.		5 6							
												168	H	Eastern Mich.		8 7							
												175	A	Akron		8 0							
												175	A	Akron		12 7							
												177	H	Northern Ill.		10 0							
												177	H	Northern Ill.		4 3							
												182	N	UC Riverside		3 6							
LAST 10 GAMES																							
103 N Bowling Green						0 5						68 A Ball St.						8 15					
114 N Western Mich.						0 8						177 H Northern Ill.						4 3					
64 A Miami (OH)						1 9						177 H Northern Ill.						10 0					
64 A Miami (OH)						0 5						114 H Western Mich.						3 11					
68 A Ball St.						2 5						114 H Western Mich.						2 1					

Non-Div. I Games:

Toledo

RPI	S	Opponent	Score
186	N	Georgetown	0 8
186	N	Georgetown	9 8
194	H	Wright St.	4 5
194	H	Wright St.	5 2
198	N	Bethune-Cookman	8 0
203	A	Buffalo	3 14
203	A	Buffalo	11 9
236	N	Canisius	1 0
237	N	South Dakota St.	3 4
237	N	South Dakota St.	3 7
237	N	South Dakota St.	7 9
262	N	Hampton	8 0
272	H	Oakland	4 0
272	H	Oakland	3 5

Toledo

RPI	S	Opponent	Score	
219	N	Samford	2	3
228	N	Rhode Island	7	3
245	A	Presbyterian	7	2
245	A	Presbyterian	2	1
245	H	Presbyterian	4	3
245	H	Presbyterian	3	1
272	H	Oakland	6	1
272	H	Oakland	6	2
275	N	Alabama St.	1	0

Furman

F
u
r
m
a
n

F
u
r
m
a
n

U
T
E
P

UTEP					Through Games Of Through May 13, 2012									
Average RPI Win: 185		WON-LOST RECORD	WINNING PCT. RANK		LAST 10 GAMES	STRENGTH OF SCHEDULE		OPP. STRENGTH OF SCHEDULE		TEAM RPI	ADJ RPI		CONF. RPI	ADJ CONF. RPI
Average RPI Loss: 90														
DIV. I ONLY		16-37-0	.30189	247	3-7-0	147		90		212	.44949	206	9	9
DIV. I NON-CONF.		13-16-0	.44828	161	2-1-0	226		161		195	.46032	196	8	9
TOTALS		RPI 1-25	RPI 26-50		W-L RECORDS	RPI 51-100		RPI 101-150		RPI 150+				
16-37-0		0-2-0	1-14-0		OVERALL	3-7-0		1-7-0		11-7-0				
14-16-0		0-0-0	1-5-0		HOME	3-4-0		1-3-0		9-4-0				
0-15-0		0-1-0	0-7-0		AWAY	0-3-0		0-4-0		0-0-0				
2-6-0		0-1-0	0-2-0		NEUTRAL	0-0-0		0-0-0		2-3-0				
13-16-0		0-2-0	0-3-0		NON-CONFERENCE	3-1-0		1-4-0		9-6-0				
11-7-0		0-0-0	0-0-0		HOME	3-1-0		1-3-0		7-3-0				
0-3-0		0-1-0	0-0-		AWAY	0-0-0		0-1-0		0-0-0				
2-6-0		0-1-0	0-2-0		NEUTRAL	0-0-0		0-0-0		2-3-0				
3-21-0		0-0-0	1-11-0		CONFERENCE	0-6-0		0-3-0		2-1-0				
3-9-0		0-0-0	1-5-0		HOME	0-3-0		0-0-0		2-1-0				
0-12-0		0-0-0	0-6-0		AWAY	0-3-0		0-3-0		0-0-0				
0-0-0		0-0-0	0-0-0		NEUTRAL	0-0-0		0-0-0		0-0-0				
RPI S	Opponent	Score	RPI S	Opponent	Score	RPI S	Opponent	Score	RPI S	Opponent	Score			
12 A	La.-Lafayette	1 11	28 N	North Carolina	6 7	53 H	Marshall	6 7	106 A	New Mexico St.	3 13			
23 N	Texas Tech	2 5	32 A	Tulsa	0 11	53 H	Marshall	0 8	106 H	New Mexico St.	5 9			
			32 A	Tulsa	4 12	53 H	Marshall	5 7	121 H	Iowa St.	6 7			
			32 A	Tulsa	2 4	84 H	Valparaiso	7 6	140 H	Nevada	2 9			
			37 A	Baylor	1 11	85 A	East Carolina	1 5	140 H	Nevada	2 0			
			39 N	Texas St.	0 3	85 A	East Carolina	4 12	146 A	Memphis	0 4			
			40 H	UAB	3 11	85 A	East Carolina	10 11	146 A	Memphis	2 7			
			40 H	UAB	7 0	98 H	New Mexico	7 14	146 A	Memphis	1 5			
			40 H	UAB	0 8	98 H	New Mexico	10 7	154 N	Louisiana Tech	0 5			
			41 H	UCF	0 9	98 H	New Mexico	11 8	155 N	St. Mary's (CA)	6 5			
			41 H	UCF	2 10				166 H	UTSA	2 11			
			41 H	UCF	5 17				166 H	UTSA	3 15			
			42 A	Houston	0 10				178 N	Ill.-Chicago	10 4			
			42 A	Houston	2 5				207 H	Southern Miss.	14 13			
			42 A	Houston	4 13				207 H	Southern Miss.	13 12			
									207 H	Southern Miss.	8 9			
									212 N	Stephen F. Austin	6 8			
									212 N	Stephen F. Austin	1 4			
									235 H	Evansville	12 15			
									235 H	Evansville	7 3			
									235 H	Evansville	7 4			
									235 H	Evansville	10 8			
									254 H	Santa Clara	11 3			
									254 H	Santa Clara	5 4			
									269 H	Brown	10 2			
									269 H	Brown	25 7			
LAST 10 GAMES			98 H	New Mexico	7 14	32 A	Tulsa	2 4						
			98 H	New Mexico	11 8	40 H	UAB	7 0						
			98 H	New Mexico	10 7	40 H	UAB	0 8						
			32 A	Tulsa	0 11	40 H	UAB	3 11						
			32 A	Tulsa	4 12	146 A	Memphis	2 7						

U
T
E
P

Non-Div. I Games:

UTEP

Average RPI Win:		196	WON-LOST RECORD		WINNING PCT. RANK		LAST 10 GAMES		STRENGTH OF SCHEDULE		OPP. STRENGTH OF SCHEDULE		TEAM RPI		ADJ RPI		CONF. RPI		ADJ CONF. RPI	
DIV. I ONLY			13-34-0		.2766	253	1-9-0		117		111		213		.44798	207	9		9	
DIV. I NON-CONF.			9-14-0		.3913	195	1-1-0		218		224		223		.44191	223	8		9	
TOTALS		RPI 1-25		RPI 26-50		W-L RECORDS		RPI 51-100		RPI 101-150		RPI 150+								
13-34-0		0-1-0		1-15-0		OVERALL		2-6-0		1-5-0		9-7-0								
8-16-0		0-0-0		1-10-0		HOME		1-2-0		0-3-0		6-1-0								
4-13-0		0-0-0		0-4-0		AWAY		0-2-0		1-2-0		3-5-0								
1-5-0		0-1-0		0-1-0		NEUTRAL		1-2-0		0-0-0		0-1-0								
9-14-0		0-1-0		0-3-0		NON-CONFERENCE		1-2-0		0-3-0		8-5-0								
6-6-0		0-0-0		0-2-0		HOME		0-0-0		0-3-0		6-1-0								
2-4-0		0-0-0		0-0-		AWAY		0-0-0		0-0-0		2-3-0								
1-4-0		0-1-0		0-0-0		NEUTRAL		1-2-0		0-0-0		0-1-0								
4-20-0		0-0-0		1-12-0		CONFERENCE		1-4-0		1-2-0		1-2-0								
2-10-0		0-0-0		1-8-0		HOME		1-2-0		0-0-0		0-0-0								
2-9-0		0-0-0		0-3-0		AWAY		0-2-0		1-2-0		1-2-0								
0-1-0		0-0-0		0-1-0		NEUTRAL		0-0-0		0-0-0		0-0-0								
RPI	S	Opponent		Score		RPI	S	Opponent		Score		RPI	S	Opponent		Score				
1	N	California		0	8	32	H	Tulsa		3	6	51	N	Northwestern		2	7			
						32	H	Tulsa		8	13	53	H	Marshall		1	2			
						32	H	Tulsa		1	6	53	H	Marshall		3	2			
						32	N	Tulsa		0	6	53	H	Marshall		2	6			
						35	H	Mississippi St.		0	1	85	A	East Carolina		1	2			
						40	H	UAB		1	5	85	A	East Carolina		1	3			
						40	H	UAB		1	2	92	N	Indiana		4	1			
						40	H	UAB		2	4	95	N	Ole Miss		3	5			
						41	H	UCF		0	3									
						41	H	UCF		0	6									
						41	H	UCF		9	5									
						42	A	Houston		1	7									
						42	A	Houston		3	4									
						42	A	Houston		5	7									
						43	A	South Ala.		0	6									
						43	H	South Ala.		0	8									
						LAST 10 GAMES														
						32	N	Tulsa		0	6	40	H	UAB		1	2			
						42	A	Houston		1	7	40	H	UAB		1	5			
						42	A	Houston		3	4	35	H	Mississippi St.		0	1			
						42	A	Houston		5	7	282	A	Alcorn St.		10	2			
						40	H	UAB		2	4	85	A	East Carolina		1	3			

Non-Div. I Games:

Southern Miss.

Average RPI Win:		214	WON-LOST RECORD		WINNING PCT. RANK		LAST 10 GAMES		STRENGTH OF SCHEDULE		OPP. STRENGTH OF SCHEDULE		TEAM RPI		ADJ RPI		CONF. RPI		ADJ CONF. RPI				
DIV. I ONLY			24-34-0		.41379 194		5-5-0		212		186		206		.44762 208		15		15				
DIV. I NON-CONF.			15-17-0		.46875 151		2-0-0		254		203		208		.44926 212		15		15				
TOTALS		RPI 1-25		RPI 26-50		W-L RECORDS		RPI 51-100		RPI 101-150		RPI 150+											
24-34-0		0-3-0		0-3-0		OVERALL		0-7-0		3-7-0		21-14-0											
12-7-0		0-0-0		0-0-0		HOME		0-3-0		2-3-0		10-1-0											
3-19-0		0-3-0		0-3-0		AWAY		0-3-0		0-0-0		3-10-0											
9-8-0		0-0-0		0-0-0		NEUTRAL		0-1-0		1-4-0		8-3-0											
15-17-0		0-3-0		0-0-0		NON-CONFERENCE		0-4-0		2-4-0		13-6-0											
3-4-0		0-0-0		0-0-0		HOME		0-3-0		1-1-0		2-0-0											
3-7-0		0-3-0		0-0-		AWAY		0-0-0		0-0-0		3-4-0											
9-6-0		0-0-0		0-0-0		NEUTRAL		0-1-0		1-3-0		8-2-0											
9-17-0		0-0-0		0-3-0		CONFERENCE		0-3-0		1-3-0		8-8-0											
9-3-0		0-0-0		0-0-0		HOME		0-0-0		1-2-0		8-1-0											
0-12-0		0-0-0		0-3-0		AWAY		0-3-0		0-0-0		0-6-0											
0-2-0		0-0-0		0-0-0		NEUTRAL		0-0-0		0-1-0		0-1-0											
RPI	S	Opponent		Score		RPI	S	Opponent		Score		RPI	S	Opponent		Score							
16	A	Florida St.		1	9	48	A	Ga. Southern		2	3	61	A	Chattanooga		2	10						
21	A	Georgia Tech		2	4	48	A	Ga. Southern		2	3	61	A	Chattanooga		4	5						
21	A	Georgia Tech		4	9	48	A	Ga. Southern		1	5	61	A	Chattanooga		1	4						
												75	H	Georgia St.		5	7						
												76	N	North Dakota St.		2	3						
												82	H	S.C. Upstate		5	8						
												82	H	S.C. Upstate		2	6						
												110	N	Longwood		10	11						
												112	H	Col. of Charleston		0	7						
												112	H	Col. of Charleston		9	1						
												112	H	Col. of Charleston		0	4						
												112	N	Col. of Charleston		2	6						
												136	N	Mercer		4	12						
												136	N	Mercer		2	13						
												139	N	Jacksonville St.		6	4						
												144	H	Ohio		5	10						
												144	H	Ohio		9	6						
												161	N	Youngstown St.		3	11						
												170	A	UNC Greensboro		7	8						
												170	A	UNC Greensboro		2	4						
												170	A	UNC Greensboro		5	6						
												185	N	Utah Valley		6	5						
												188	A	Appalachian St.		5	6						
												188	A	Appalachian St.		3	9						
												188	A	Appalachian St.		3	7						
												191	N	Florida A&M		5	4						
												196	H	Elon		4	3						
												196	H	Elon		10	3						
												196	H	Elon		7	4						
												196	N	Elon		3	7						
												201	A	Winthrop		5	6						
												201	A	Winthrop		4	3						
												205	H	Furman		5	0						
												205	H	Furman		4	3						
LAST 10 GAMES																							
196 N Elon						3	7	170 A UNC Greensboro						2	4	196 N Elon						3	7
112 N Col. of Charleston						2	6	170 A UNC Greensboro						7	8	201 A Winthrop						5	6
219 H Samford						4	3	170 A UNC Greensboro						5	6	201 A Winthrop						4	3
219 H Samford						3	2	276 A N.C. A&T						9	0	205 H Furman						5	0
219 H Samford						2	1	276 A N.C. A&T						18	6	205 H Furman						4	3

Non-Div. I Games:

Western Caro.

RPI	S	Opponent	Score	
205	H	Furman	3	7
218	N	Marist	5	4
219	H	Samford	4	3
219	H	Samford	3	2
219	H	Samford	2	1
223	N	Morehead St.	1	3
225	A	East Tenn. St.	0	7
225	A	East Tenn. St.	0	1
225	N	East Tenn. St.	11	10
225	N	East Tenn. St.	5	4
228	N	Rhode Island	5	0
243	N	Southeastern La.	5	4
275	H	Alabama St.	6	5
275	H	Alabama St.	13	3
275	N	Alabama St.	7	6
276	A	N.C. A&T	18	6
276	A	N.C. A&T	2	4
276	A	N.C. A&T	9	0

Western Caro.

W
e
s
t
e
r
n
C
a
r
o
.

W
e
s
t
e
r
n
C
a
r
o
.

Average RPI Win:	207	WON-LOST RECORD	WINNING PCT. RANK	LAST 10 GAMES	STRENGTH OF SCHEDULE	OPP. STRENGTH OF SCHEDULE	TEAM RPI	ADJ RPI	CONF. RPI	ADJ CONF. RPI			
DIV. I ONLY		25-30-0	.45455	172	5-5-0	243	214	208	.44752	209	22	20	
DIV. I NON-CONF.		12-14-0	.46154	156	3-2-0	268	198	220	.4429	221	22	21	
<hr/>													
TOTALS	RPI 1-25	RPI 26-50		W-L RECORDS		RPI 51-100		RPI 101-150		RPI 150+			
25-30-0	0-1-0	0-0-0		OVERALL		0-3-0		4-12-0		21-14-0			
12-7-0	0-0-0	0-0-0		HOME		0-1-0		3-3-0		9-3-0			
9-15-0	0-0-0	0-0-0		AWAY		0-1-0		0-6-0		9-8-0			
4-8-0	0-1-0	0-0-0		NEUTRAL		0-1-0		1-3-0		3-3-0			
<hr/>													
12-14-0	0-1-0	0-0-0		NON-CONFERENCE		0-3-0		3-4-0		9-6-0			
4-1-0	0-0-0	0-0-0		HOME		0-1-0		2-0-0		2-0-0			
4-5-0	0-0-0	0-0-		AWAY		0-1-0		0-1-0		4-3-0			
4-8-0	0-1-0	0-0-0		NEUTRAL		0-1-0		1-3-0		3-3-0			
<hr/>													
13-16-0	0-0-0	0-0-0		CONFERENCE		0-0-0		1-8-0		12-8-0			
8-6-0	0-0-0	0-0-0		HOME		0-0-0		1-3-0		7-3-0			
5-10-0	0-0-0	0-0-0		AWAY		0-0-0		0-5-0		5-5-0			
0-0-0	0-0-0	0-0-0		NEUTRAL		0-0-0		0-0-0		0-0-0			
<hr/>													
RPI S	Opponent	Score		RPI S	Opponent	Score		RPI S	Opponent	Score			
14 N	Missouri	0	9										
						64 N	Miami (OH)	2	6	115 A	UT Martin	1	2
						72 H	UNI	1	2	115 A	UT Martin	4	5
						74 A	Southern Ill.	6	7	115 H	UT Martin	2	3
										124 A	Murray St.	7	8
										124 A	Murray St.	7	10
										124 A	Murray St.	1	3
										131 N	La.-Monroe	8	4
										139 H	Jacksonville St.	3	1
										139 H	Jacksonville St.	8	9
										139 H	Jacksonville St.	1	2
										142 N	Missouri St.	4	5
										142 N	Missouri St.	1	4
										146 A	Memphis	0	1
										147 H	Middle Tenn.	10	3
										147 H	Middle Tenn.	8	2
										149 N	UMKC	2	5
										158 A	Eastern Ky.	2	3
										158 A	Eastern Ky.	2	4
										158 A	Eastern Ky.	7	5
										160 A	Tennessee Tech	2	3
										160 A	Tennessee Tech	1	6
										160 A	Tennessee Tech	6	2
										164 A	Eastern Ill.	0	1
										164 H	Eastern Ill.	2	3
										164 H	Eastern Ill.	3	5
										165 H	SIU Edwardsville	4	1
										165 H	SIU Edwardsville	9	8

Non-Div. I Games:

Southeast Mo. St.

RPI	S	Opponent	Score	
174	A	Saint Louis	0	1
174	A	Saint Louis	6	1
174	N	Saint Louis	4	5
176	N	Western Ill.	4	12
215	H	Belmont	5	3
215	H	Belmont	14	13
217	A	Austin Peay	5	4
217	A	Austin Peay	6	2
217	A	Austin Peay	7	3
223	H	Morehead St.	11	10
223	H	Morehead St.	1	3
223	H	Morehead St.	9	5
224	A	Indiana St.	9	6
224	A	Indiana St.	4	0
226	N	IUPUI	0	5
230	N	Northwestern St.	3	1
235	A	Evansville	6	1
235	A	Evansville	4	5
241	A	Jackson St.	1	11
256	H	Tennessee St.	2	0
256	H	Tennessee St.	12	4
256	H	Tennessee St.	6	2
286	N	Grambling	21	3
286	N	Grambling	15	8

Southeast Mo. St.
.
S
t
.

S
o
u
t
h
e
a
s
t
M
o
.
S
t
.

Average RPI Win:	207	WON-LOST	WINNING	LAST 10	STRENGTH OF	OPP. STRENGTH	TEAM	ADJ	CONF.	ADJ CONF.		
Average RPI Loss:	165	RECORD	PCT. RANK	GAMES	SCHEDULE	OF SCHEDULE	RPI	RPI	RPI	RPI		
DIV. I ONLY		22-26-0	.45833	169	5-5-0	218	240	198	.44654	210	20	21
DIV. I NON-CONF.		13-15-0	.46429	154	2-2-0	262	265	222	.43682	229	23	25
<hr/>												
TOTALS	RPI 1-25	RPI 26-50		W-L RECORDS		RPI 51-100		RPI 101-150		RPI 150+		
22-26-0	0-0-0	0-0-0		OVERALL		1-2-0		5-10-0		16-14-0		
6-6-0	0-0-0	0-0-0		HOME		0-0-0		2-2-0		4-4-0		
9-11-0	0-0-0	0-0-0		AWAY		1-1-0		2-4-0		6-6-0		
7-9-0	0-0-0	0-0-0		NEUTRAL		0-1-0		1-4-0		6-4-0		
13-15-0	0-0-0	0-0-0		NON-CONFERENCE		1-2-0		1-4-0		11-9-0		
2-0-0	0-0-0	0-0-0		HOME		0-0-0		0-0-0		2-0-0		
4-6-0	0-0-0	0-0-		AWAY		1-1-0		0-0-0		3-5-0		
7-9-0	0-0-0	0-0-0		NEUTRAL		0-1-0		1-4-0		6-4-0		
9-11-0	0-0-0	0-0-0		CONFERENCE		0-0-0		4-6-0		5-5-0		
4-6-0	0-0-0	0-0-0		HOME		0-0-0		2-2-0		2-4-0		
5-5-0	0-0-0	0-0-0		AWAY		0-0-0		2-4-0		3-1-0		
0-0-0	0-0-0	0-0-0		NEUTRAL		0-0-0		0-0-0		0-0-0		
RPI	S	Opponent	Score	RPI	S	Opponent	Score	RPI	S	Opponent	Score	
						65 A Pittsburgh	0 3	103 N Bowling Green		2 4		
						65 A Pittsburgh	3 2	103 N Bowling Green		0 1		
						88 N Stony Brook	3 10	114 N Western Mich.		7 1		
								116 A Quinnipiac		3 0		
								116 A Quinnipiac		0 4		
								117 A Robert Morris		3 5		
								117 A Robert Morris		1 3		
								119 N Central Mich.		2 3		
								123 A LIU Brooklyn		5 3		
								123 A LIU Brooklyn		2 3		
								126 N Lehigh		3 8		
								129 H Central Conn. St.		2 6		
								129 H Central Conn. St.		5 7		
								150 H Monmouth		14 4		
								150 H Monmouth		7 3		
								161 A Youngstown St.		1 9		
								161 A Youngstown St.		2 3		
								172 H Bryant		7 8		
								172 H Bryant		7 3		
								175 A Akron		0 4		
								175 A Akron		3 4		
								184 H Fairleigh Dickinson		2 3		
								184 H Fairleigh Dickinson		3 9		
								186 N Georgetown		2 1		
								186 N Georgetown		1 0		
								198 N Bethune-Cookman		3 1		
								220 A Sacred Heart		4 1		
LAST 10 GAMES												
						116 A Quinnipiac	0 4	175 A Akron		0 4		
						116 A Quinnipiac	3 0	220 A Sacred Heart		4 1		
						129 H Central Conn. St.	2 6	220 A Sacred Heart		4 1		
						129 H Central Conn. St.	5 7	274 H Bucknell		9 1		
						175 A Akron	3 4	274 H Bucknell		6 0		

Non-Div. I Games:

Saint Francis (PA)

RPI	S	Opponent	Score	
220	A	Sacred Heart	4	1
228	N	Rhode Island	1	2
244	N	Colgate	0	1
247	A	Cleveland St.	9	8
247	A	Cleveland St.	1	4
249	N	Siena	3	9
252	H	Mt. St. Mary's	11	2
252	H	Mt. St. Mary's	3	5
259	A	Wagner	3	7
259	A	Wagner	8	4
260	A	UMBC	7	1
263	A	Coppin St.	6	3
268	N	Yale	6	3
268	N	Yale	3	4
274	H	Bucknell	9	1
274	H	Bucknell	6	0
277	N	Holy Cross	6	0
278	N	Howard	4	3

Saint Francis (PA)
(
P
A
)

S
a
i
n
t
F
r
a
n
c
i
s
(
P
A
)

Average RPI Win:		133	WON-LOST		WINNING		LAST 10		STRENGTH OF		OPP. STRENGTH		TEAM	ADJ		CONF.	ADJ CONF.							
Average RPI Loss:		96	RECORD		PCT. RANK		GAMES		SCHEDULE		OF SCHEDULE		RPI	RPI		RPI	RPI							
DIV. I ONLY			10-42-0		.19231		279		1-9-0		74		79		219		.44603		211		17		14	
DIV. I NON-CONF.			5-26-0		.16129		269		0-0-0		12		18		182		.47216		174		12		12	
TOTALS		RPI 1-25		RPI 26-50		W-L RECORDS		RPI 51-100		RPI 101-150		RPI 150+												
10-42-0		0-9-0		0-4-0		OVERALL		4-8-0		2-12-0		4-9-0												
3-17-0		0-2-0		0-0-0		HOME		0-4-0		1-8-0		2-3-0												
3-9-0		0-1-0		0-0-0		AWAY		2-1-0		0-2-0		1-5-0												
4-16-0		0-6-0		0-4-0		NEUTRAL		2-3-0		1-2-0		1-1-0												
5-26-0		0-9-0		0-4-0		NON-CONFERENCE		2-7-0		1-4-0		2-2-0												
1-7-0		0-2-0		0-0-0		HOME		0-4-0		0-0-0		1-1-0												
0-3-0		0-1-0		0-0-		AWAY		0-0-0		0-2-0		0-0-0												
4-16-0		0-6-0		0-4-0		NEUTRAL		2-3-0		1-2-0		1-1-0												
5-16-0		0-0-0		0-0-0		CONFERENCE		2-1-0		1-8-0		2-7-0												
2-10-0		0-0-0		0-0-0		HOME		0-0-0		1-8-0		1-2-0												
3-6-0		0-0-0		0-0-0		AWAY		2-1-0		0-0-0		1-5-0												
0-0-0		0-0-0		0-0-0		NEUTRAL		0-0-0		0-0-0		0-0-0												
RPI	S	Opponent		Score		RPI	S	Opponent		Score		RPI	S	Opponent		Score								
1	N	California		0	7	27	N	LSU		0	11	58	N	Boise St.		3	5							
5	N	Texas		0	4	33	N	BYU		1	4	59	N	Fresno St.		8	5							
11	N	Arizona		0	8	33	N	BYU		1	11	62	N	Nebraska		2	10							
13	A	UCLA		3	10	45	N	San Diego St.		1	7	71	N	Utah		2	12							
19	N	Stanford		1	13							78	N	Iowa		1	0							
20	N	Hawaii		0	8							96	A	Pacific		5	4							
22	N	Syracuse		2	10							96	A	Pacific		4	3							
24	H	Oregon St.		1	13							96	A	Pacific		1	9							
24	H	Oregon St.		1	5							98	H	New Mexico		1	5							
												98	H	New Mexico		10	12							
												100	H	Harvard		2	5							
												100	H	Harvard		0	3							

Non-Div. I Games:

Cal St. Northridge

Average RPI Win:		190	WON-LOST RECORD		WINNING PCT. RANK		LAST 10 GAMES		STRENGTH OF SCHEDULE		OPP. STRENGTH OF SCHEDULE		TEAM RPI		ADJ RPI		CONF. RPI		ADJ CONF. RPI	
DIV. I ONLY			16-33-0		.32653 233		4-6-0		168		110		216		.4449 212		18		18	
DIV. I NON-CONF.			8-19-0		.2963 239		1-2-0		150		57		209		.45522 205		16		16	
TOTALS		RPI 1-25		RPI 26-50		W-L RECORDS		RPI 51-100		RPI 101-150		RPI 150+								
16-33-0		0-3-0		0-7-0		OVERALL		0-5-0		4-9-0		12-9-0								
4-8-0		0-0-0		0-0-0		HOME		0-0-0		2-3-0		2-5-0								
5-16-0		0-2-0		0-5-0		AWAY		0-1-0		0-6-0		5-2-0								
7-9-0		0-1-0		0-2-0		NEUTRAL		0-4-0		2-0-0		5-2-0								
8-19-0		0-3-0		0-5-0		NON-CONFERENCE		0-5-0		1-3-0		7-3-0								
0-2-0		0-0-0		0-0-0		HOME		0-0-0		0-1-0		0-1-0								
3-8-0		0-2-0		0-0-		AWAY		0-1-0		0-2-0		3-0-0								
5-9-0		0-1-0		0-2-0		NEUTRAL		0-4-0		1-0-0		4-2-0								
8-14-0		0-0-0		0-2-0		CONFERENCE		0-0-0		3-6-0		5-6-0								
4-6-0		0-0-0		0-0-0		HOME		0-0-0		2-2-0		2-4-0								
2-8-0		0-0-0		0-2-0		AWAY		0-0-0		0-4-0		2-2-0								
2-0-0		0-0-0		0-0-0		NEUTRAL		0-0-0		1-0-0		1-0-0								
RPI	S	Opponent		Score		RPI	S	Opponent		Score		RPI	S	Opponent		Score				
12	A	La.-Lafayette		3	14	36	N	Kentucky		1	8	62	N	Nebraska		0	9			
16	A	Florida St.		3	4	36	N	Kentucky		2	10	83	A	North Texas		2	3			
23	N	Texas Tech		1	2	37	A	Baylor		1	8	83	N	North Texas		1	3			
						37	A	Baylor		1	5	95	N	Ole Miss		0	9			
						37	A	Baylor		3	6	95	N	Ole Miss		3	11			
						39	A	Texas St.		0	1									
						39	A	Texas St.		0	4									
								LAST 10 GAMES												
						166	H	UTSA		1	2	154	A	Louisiana Tech		9	3			
						166	H	UTSA		0	1	138	H	Central Ark.		0	6			
						83	A	North Texas		2	3	138	H	Central Ark.		0	1			
						243	A	Southeastern La.		9	1	131	H	La.-Monroe		1	3			
						243	A	Southeastern La.		7	5	108	H	McNeese St.		9	8			

Non-Div. I Games:

Stephen F. Austin

RPI	S	Opponent	Score	
227	N	Nicholls St.	2	1
230	A	Northwestern St.	0	8
230	A	Northwestern St.	0	3
239	A	Houston Baptist	3	1
239	A	Houston Baptist	3	0
243	A	Southeastern La.	7	5
243	A	Southeastern La.	9	1

Stephen F. Austin

S
t
e
p
h
e
n
F
.
A
u
s
t
i
n

S
t
e
p
h
e
n
F
.
A
u
s
t
i
n

Average RPI Win:	178	WON-LOST RECORD	WINNING PCT. RANK	LAST 10 GAMES	STRENGTH OF SCHEDULE	OPP. STRENGTH OF SCHEDULE	TEAM RPI	ADJ RPI	CONF. RPI	ADJ CONF. RPI		
DIV. I ONLY		19-30-0	.38776	207	2-8-0	204	151	209	.44309	213	23	22
DIV. I NON-CONF.		8-18-0	.30769	237	0-2-0	130	96	203	.45414	207	20	19
<hr/>												
TOTALS	RPI 1-25	RPI 26-50		W-L RECORDS		RPI 51-100		RPI 101-150		RPI 150+		
19-30-0	0-1-0	0-0-0		OVERALL		1-9-0		5-9-0		13-11-0		
7-5-0	0-0-0	0-0-0		HOME		0-2-0		1-1-0		6-2-0		
8-15-0	0-0-0	0-0-0		AWAY		0-2-0		3-7-0		5-6-0		
4-10-0	0-1-0	0-0-0		NEUTRAL		1-5-0		1-1-0		2-3-0		
<hr/>												
8-18-0	0-1-0	0-0-0		NON-CONFERENCE		1-9-0		5-5-0		2-3-0		
1-3-0	0-0-0	0-0-0		HOME		0-2-0		1-1-0		0-0-0		
3-7-0	0-0-0	0-0-		AWAY		0-2-0		3-3-0		0-2-0		
4-8-0	0-1-0	0-0-0		NEUTRAL		1-5-0		1-1-0		2-1-0		
<hr/>												
11-12-0	0-0-0	0-0-0		CONFERENCE		0-0-0		0-4-0		11-8-0		
6-2-0	0-0-0	0-0-0		HOME		0-0-0		0-0-0		6-2-0		
5-8-0	0-0-0	0-0-0		AWAY		0-0-0		0-4-0		5-4-0		
0-2-0	0-0-0	0-0-0		NEUTRAL		0-0-0		0-0-0		0-2-0		
<hr/>												
RPI	S	Opponent	Score	RPI	S	Opponent	Score	RPI	S	Opponent	Score	
6	N	Oklahoma	2 12					58	A	Boise St.	1 2	
								58	A	Boise St.	2 7	
								62	N	Nebraska	4 12	
								69	N	Minnesota	0 8	
								71	H	Utah	1 10	
								71	H	Utah	1 8	
								72	N	UNI	12 10	
								72	N	UNI	0 8	
								98	N	New Mexico	1 12	
								98	N	New Mexico	5 13	
								102	A	Colorado St.	6 5	
								102	N	Colorado St.	14 15	
								106	A	New Mexico St.	9 13	
								109	A	UNLV	11 5	
								128	A	Portland St.	1 6	
								128	A	Portland St.	2 4	
								128	A	Portland St.	0 2	
								128	A	Portland St.	0 2	
								130	N	Kent St.	2 1	
								140	H	Nevada	5 3	
								140	H	Nevada	1 7	
								143	A	Southern Utah	6 8	
								143	A	Southern Utah	4 13	
								143	A	Southern Utah	6 3	
								155	A	St. Mary's (CA)	8 0	
								155	N	St. Mary's (CA)	2 11	
								166	N	UTSA	2 1	
								180	A	Utah St.	3 10	
								180	A	Utah St.	4 7	
								185	A	Utah Valley	2 5	
								185	A	Utah Valley	4 3	
								185	A	Utah Valley	4 5	
								185	A	Utah Valley	8 1	
								192	A	Northern Colo.	3 1	
								192	A	Northern Colo.	6 13	
								192	A	Northern Colo.	4 12	
								192	A	Northern Colo.	15 6	
<hr/>												
Non-Div. I Games:	Great Falls	11	2	Dixie St.	2	4	Dixie St.	1	22	Great Falls	8	0
Weber St.												

RPI	S	Opponent	Score	
212	N	Stephen F. Austin	4	6
212	N	Stephen F. Austin	13	5
231	H	Seattle	10	6
231	H	Seattle	0	19
231	H	Seattle	5	4
231	H	Seattle	8	2
233	N	CSU Bakersfield	4	5
234	H	Idaho St.	8	0
234	H	Idaho St.	6	5
234	H	Idaho St.	2	10
234	H	Idaho St.	15	6

Weber St.

W
e
b
e
r
s
t
.

W
e
b
e
r
s
t
.

Average RPI Win:	223	WON-LOST RECORD	WINNING PCT. RANK	LAST 10 GAMES	STRENGTH OF SCHEDULE	OPP. STRENGTH OF SCHEDULE	TEAM RPI	ADJ RPI	CONF. RPI	ADJ CONF. RPI					
DIV. I ONLY		17-27-0	.38636	208	2-8-0	217	206	221	.44244	214	19	19			
DIV. I NON-CONF.		11-13-0	.45833	157	0-2-0	225	240	204	.45648	203	18	18			
<hr/>															
TOTALS	RPI 1-25	RPI 26-50		W-L RECORDS		RPI 51-100		RPI 101-150		RPI 150+					
17-27-0	0-0-0	0-2-0		OVERALL		1-4-0		0-8-0		16-13-0					
3-7-0	0-0-0	0-2-0		HOME		0-0-0		0-0-0		3-5-0					
6-12-0	0-0-0	0-0-0		AWAY		1-3-0		0-3-0		5-6-0					
8-8-0	0-0-0	0-0-0		NEUTRAL		0-1-0		0-5-0		8-2-0					
<hr/>															
11-13-0	0-0-0	0-0-0		NON-CONFERENCE		1-2-0		0-6-0		10-5-0					
1-1-0	0-0-0	0-0-0		HOME		0-0-0		0-0-0		1-1-0					
2-4-0	0-0-0	0-0-		AWAY		1-1-0		0-1-0		1-2-0					
8-8-0	0-0-0	0-0-0		NEUTRAL		0-1-0		0-5-0		8-2-0					
<hr/>															
6-14-0	0-0-0	0-2-0		CONFERENCE		0-2-0		0-2-0		6-8-0					
2-6-0	0-0-0	0-2-0		HOME		0-0-0		0-0-0		2-4-0					
4-8-0	0-0-0	0-0-0		AWAY		0-2-0		0-2-0		4-4-0					
0-0-0	0-0-0	0-0-0		NEUTRAL		0-0-0		0-0-0		0-0-0					
<hr/>															
RPI	S	Opponent	Score	RPI	S	Opponent	Score	RPI	S	Opponent	Score				
				34	H	Massachusetts	2 8	82	A	S.C. Upstate	0 9				
				34	H	Massachusetts	0 10	87	A	North Florida	4 3				
								89	N	Ohio St.	2 8				
								90	A	Fordham	0 7				
								90	A	Fordham	1 5				
										108	N	McNeese St.	0 3		
										108	N	McNeese St.	0 2		
										125	A	Stetson	2 3		
										133	A	Temple	0 11		
										133	A	Temple	1 5		
										136	N	Mercer	0 8		
										144	N	Ohio	4 21		
										144	N	Ohio	0 3		
										151	A	Charlotte	0 5		
										151	A	Charlotte	4 5		
										159	A	Binghamton	0 4		
										159	A	Binghamton	1 4		
										171	A	Saint Joseph's	0 10		
										171	A	Saint Joseph's	2 10		
										174	H	Saint Louis	1 4		
										174	H	Saint Louis	1 5		
										179	N	Delaware St.	2 5		
										189	H	George Washington	0 17		
										189	H	George Washington	0 9		
										197	A	Dayton	4 0		
										197	A	Dayton	8 6		
				LAST 10 GAMES							198	N	Bethune-Cookman	3 0	
				133	A	Temple	1 5	159	A	Binghamton	0 4	198	N	Bethune-Cookman	9 7
				133	A	Temple	0 11	189	H	George Washington	0 17	198	N	Bethune-Cookman	3 0
				171	A	Saint Joseph's	2 10	189	H	George Washington	0 9	215	N	Belmont	7 1
				171	A	Saint Joseph's	0 10	264	A	La Salle	11 8	228	H	Rhode Island	6 5
				159	A	Binghamton	1 4	264	A	La Salle	12 4	228	H	Rhode Island	3 1

Non-Div. I Games:

St. Bonaventure

St. Bonaventure

Average RPI Win: 190		WON-LOST	WINNING	LAST 10	STRENGTH OF	OPP. STRENGTH	TEAM	ADJ	CONF.	ADJ CONF.		
Average RPI Loss: 106		RECORD	PCT. RANK	GAMES	SCHEDULE	OF SCHEDULE	RPI	RPI	RPI	RPI		
DIV. I ONLY		13-36-0	.26531	259	4-6-0	120	130	224	.44147	215	11	11
DIV. I NON-CONF.		6-25-0	.19355	261	0-2-0	172	184	255	.41123	251	11	11
TOTALS		RPI 1-25	RPI 26-50		W-L RECORDS		RPI 51-100		RPI 101-150		RPI 150+	
13-36-0		0-0-0	0-2-0		OVERALL		1-24-0		5-3-0		7-7-0	
8-11-0		0-0-0	0-2-0		HOME		0-8-0		2-0-0		6-1-0	
3-11-0		0-0-0	0-0-0		AWAY		1-8-0		2-1-0		0-2-0	
2-14-0		0-0-0	0-0-0		NEUTRAL		0-8-0		1-2-0		1-4-0	
6-25-0		0-0-0	0-2-0		NON-CONFERENCE		0-13-0		1-3-0		5-7-0	
4-5-0		0-0-0	0-2-0		HOME		0-2-0		0-0-0		4-1-0	
0-6-0		0-0-0	0-0-		AWAY		0-3-0		0-1-0		0-2-0	
2-14-0		0-0-0	0-0-0		NEUTRAL		0-8-0		1-2-0		1-4-0	
7-11-0		0-0-0	0-0-0		CONFERENCE		1-11-0		4-0-0		2-0-0	
4-6-0		0-0-0	0-0-0		HOME		0-6-0		2-0-0		2-0-0	
3-5-0		0-0-0	0-0-0		AWAY		1-5-0		2-0-0		0-0-0	
0-0-0		0-0-0	0-0-0		NEUTRAL		0-0-0		0-0-0		0-0-0	
RPI S	Opponent	Score	RPI S	Opponent	Score	RPI S	Opponent	Score	RPI S	Opponent	Score	
			37 H	Baylor	5 10	53 H	Marshall	7 11	115 A	UT Martin	1 3	
			47 H	Arkansas	3 16	56 N	Purdue	1 10	124 N	Murray St.	0 10	
						61 N	Chattanooga	2 10	125 H	Stetson	2 1	
						66 N	Troy	0 8	125 H	Stetson	6 2	
						66 N	Troy	2 10	136 A	Mercer	7 6	
						68 N	Ball St.	3 14	136 A	Mercer	4 3	
						70 H	Lipscomb	0 1	148 N	Mississippi Val.	7 3	
						70 H	Lipscomb	0 9	148 N	Mississippi Val.	1 8	
						73 A	Kennesaw St.	0 8	160 N	Tennessee Tech	6 5	
						73 A	Kennesaw St.	0 9	197 N	Dayton	3 11	
						78 N	Iowa	0 8	200 N	Wichita St.	2 7	
						79 H	Western Ky.	0 3	209 A	Southeast Mo. St.	13 14	
						80 A	Jacksonville	4 3	209 A	Southeast Mo. St.	3 5	
						80 A	Jacksonville	2 4	214 N	St. Bonaventure	1 7	
						81 H	Fla. Gulf Coast	6 12	221 N	Texas-Arlington	4 9	
						81 H	Fla. Gulf Coast	1 9	225 H	East Tenn. St.	6 3	
						82 H	S.C. Upstate	1 8	225 H	East Tenn. St.	5 2	
						82 H	S.C. Upstate	0 8	256 H	Tennessee St.	9 4	
						84 N	Valparaiso	2 4	256 H	Tennessee St.	3 4	
						87 A	North Florida	0 8	283 H	Alabama A&M	11 0	
									283 H	Alabama A&M	3 2	
									283 H	Alabama A&M	6 3	
			LAST 10 GAMES									
			82 H	S.C. Upstate	0 8							
			82 H	S.C. Upstate	1 8							
			225 H	East Tenn. St.	6 3							
			225 H	East Tenn. St.	5 2							
			209 A	Southeast Mo. St.	13 14							

Non-Div. I Games:

Belmont

Belmont

RPI	S	Opponent	Score
87	A	North Florida	4 5
89	N	Ohio St.	3 15
95	A	Ole Miss	0 5
95	A	Ole Miss	0 6
95	A	Ole Miss	1 9
209	A	Southeast Mo. St.	3 5
73	A	Kennesaw St.	0 9
73	A	Kennesaw St.	0 8
136	A	Mercer	7 6
136	A	Mercer	4 3

B
e
l
m
o
n
t

Average RPI Win:	218	WON-LOST RECORD	WINNING PCT. RANK	LAST 10 GAMES	STRENGTH OF SCHEDULE	OPP. STRENGTH OF SCHEDULE	TEAM RPI	ADJ RPI	CONF. RPI	ADJ CONF. RPI		
DIV. I ONLY		23-28-0	.45098	176	4-6-0	246	225	214	.44085	216	24	23
DIV. I NON-CONF.		11-14-0	.44	165	0-2-0	270	234	232	.43205	232	25	24
<hr/>												
TOTALS	RPI 1-25	RPI 26-50		W-L RECORDS		RPI 51-100		RPI 101-150		RPI 150+		
23-28-0	0-0-0	0-0-0		OVERALL		1-9-0		1-6-0		21-13-0		
7-4-0	0-0-0	0-0-0		HOME		0-0-0		1-2-0		6-2-0		
5-14-0	0-0-0	0-0-0		AWAY		1-6-0		0-1-0		4-7-0		
11-10-0	0-0-0	0-0-0		NEUTRAL		0-3-0		0-3-0		11-4-0		
11-14-0	0-0-0	0-0-0		NON-CONFERENCE		1-6-0		0-3-0		10-5-0		
0-0-0	0-0-0	0-0-0		HOME		0-0-0		0-0-0		0-0-0		
1-6-0	0-0-0	0-0-		AWAY		1-3-0		0-1-0		0-2-0		
10-8-0	0-0-0	0-0-0		NEUTRAL		0-3-0		0-2-0		10-3-0		
12-14-0	0-0-0	0-0-0		CONFERENCE		0-3-0		1-3-0		11-8-0		
7-4-0	0-0-0	0-0-0		HOME		0-0-0		1-2-0		6-2-0		
4-8-0	0-0-0	0-0-0		AWAY		0-3-0		0-0-0		4-5-0		
1-2-0	0-0-0	0-0-0		NEUTRAL		0-0-0		0-1-0		1-1-0		
RPI	S	Opponent	Score	RPI	S	Opponent	Score	RPI	S	Opponent	Score	
						54 A Wisconsin	2 5			114 N Western Mich.	0 9	
						54 A Wisconsin	0 4			121 A Iowa St.	2 3	
						67 N Rutgers	3 4			127 H Loyola Chicago	0 4	
						69 A Minnesota	5 2			127 H Loyola Chicago	0 9	
						69 A Minnesota	0 7			127 H Loyola Chicago	5 2	
						72 N UNI	1 9			127 N Loyola Chicago	0 2	
						84 A Valparaiso	3 4			133 N Temple	0 3	
						84 A Valparaiso	0 8			161 H Youngstown St.	2 4	
						84 A Valparaiso	0 17			161 H Youngstown St.	2 0	
						90 N Fordham	0 3			161 N Youngstown St.	4 8	
										162 N Drake	2 8	
										167 H Butler	4 1	
										167 H Butler	11 3	
										167 H Butler	8 9	
										172 N Bryant	6 2	
										178 A Ill.-Chicago	1 2	
										178 A Ill.-Chicago	1 9	
										178 A Ill.-Chicago	4 5	
										178 N Ill.-Chicago	5 3	
										183 N Fairfield	6 0	
										194 A Wright St.	7 3	
										194 A Wright St.	1 5	
										194 A Wright St.	2 1	
										232 N Neb. Omaha	7 1	
										236 N Canisius	5 7	
										238 A North Dakota	8 10	
										238 A North Dakota	4 7	
LAST 10 GAMES												
						127 N Loyola Chicago	0 2			54 A Wisconsin	2 5	
						161 N Youngstown St.	4 8			54 A Wisconsin	0 4	
						178 N Ill.-Chicago	5 3			194 A Wright St.	1 5	
						161 H Youngstown St.	2 4			194 A Wright St.	7 3	
						161 H Youngstown St.	2 0			194 A Wright St.	2 1	

Non-Div. I Games:

Green Bay

RPI	S	Opponent	Score	
247	H	Cleveland St.	5	4
247	H	Cleveland St.	2	1
247	H	Cleveland St.	4	1
255	N	Rider	8	3
259	N	Wagner	3	2
261	A	Detroit	11	2
261	A	Detroit	5	7
261	A	Detroit	3	2
270	N	Columbia	4	1
273	N	Manhattan	9	0
278	N	Howard	2	3
279	N	Lafayette	5	0
287	N	Saint Peter's	14	7
287	N	Saint Peter's	8	3

Green Bay

G
r
e
e
n
B
a
y

G
r
e
e
n
B
a
y

Average RPI Win: 186		WON-LOST	WINNING	LAST 10	STRENGTH OF		OPP. STRENGTH	TEAM	ADJ		CONF.	ADJ CONF.			
Average RPI Loss: 143		RECORD	PCT. RANK	GAMES	SCHEDULE		OF SCHEDULE	RPI	RPI		RPI	RPI			
DIV. I ONLY		17-31-0	.35417	224	4-6-0		154	222	211	.44053	217	22	20		
DIV. I NON-CONF.		7-11-0	.38889	196	1-1-0		75	196	158	.48117	158	22	21		
TOTALS		RPI 1-25	RPI 26-50		W-L RECORDS		RPI 51-100		RPI 101-150		RPI 150+				
17-31-0		0-1-0	0-1-0		OVERALL		0-7-0		7-5-0		10-17-0				
6-9-0		0-0-0	0-0-0		HOME		0-0-0		3-2-0		3-7-0				
8-17-0		0-1-0	0-1-0		AWAY		0-2-0		1-3-0		7-10-0				
3-5-0		0-0-0	0-0-0		NEUTRAL		0-5-0		3-0-0		0-0-0				
7-11-0		0-1-0	0-1-0		NON-CONFERENCE		0-7-0		3-0-0		4-2-0				
0-0-0		0-0-0	0-0-0		HOME		0-0-0		0-0-0		0-0-0				
4-6-0		0-1-0	0-0-		AWAY		0-2-0		0-0-0		4-2-0				
3-5-0		0-0-0	0-0-0		NEUTRAL		0-5-0		3-0-0		0-0-0				
10-20-0		0-0-0	0-0-0		CONFERENCE		0-0-0		4-5-0		6-15-0				
6-9-0		0-0-0	0-0-0		HOME		0-0-0		3-2-0		3-7-0				
4-11-0		0-0-0	0-0-0		AWAY		0-0-0		1-3-0		3-8-0				
0-0-0		0-0-0	0-0-0		NEUTRAL		0-0-0		0-0-0		0-0-0				
RPI S	Opponent	Score		RPI S	Opponent	Score		RPI S	Opponent	Score		RPI S	Opponent	Score	
6 A	Oklahoma	0	8	32 A	Tulsa	0	8	64 N	Miami (OH)	3	7	115 A	UT Martin	0	1
								70 A	Lipscomb	1	10	115 H	UT Martin	3	7
								70 A	Lipscomb	0	9	115 H	UT Martin	4	5
								73 N	Kennesaw St.	0	9	124 A	Murray St.	4	15
								74 N	Southern Ill.	1	8	124 A	Murray St.	2	1
								83 N	North Texas	3	4	124 A	Murray St.	1	6
								83 N	North Texas	2	13	127 N	Loyola Chicago	4	1
												127 N	Loyola Chicago	8	1
												136 N	Mercer	11	9
												139 H	Jacksonville St.	3	2
												139 H	Jacksonville St.	8	2
												139 H	Jacksonville St.	5	3
												158 A	Eastern Ky.	2	3
												158 A	Eastern Ky.	3	2
												158 A	Eastern Ky.	8	5
												160 H	Tennessee Tech	5	6
												160 H	Tennessee Tech	1	3
												160 H	Tennessee Tech	3	5
												164 A	Eastern Ill.	2	3
												164 A	Eastern Ill.	0	1
												164 A	Eastern Ill.	0	1
												165 A	SIU Edwardsville	3	4
												165 A	SIU Edwardsville	1	6
												165 A	SIU Edwardsville	4	2
												209 H	Southeast Mo. St.	4	5
												209 H	Southeast Mo. St.	3	7
												209 H	Southeast Mo. St.	2	6
LAST 10 GAMES				LAST 10 GAMES				LAST 10 GAMES				LAST 10 GAMES			
164 A	Eastern Ill.	0	1	139 H	Jacksonville St.	3	2	165 A	SIU Edwardsville	1	6	165 A	SIU Edwardsville	4	2
164 A	Eastern Ill.	2	3	235 A	Evansville	1	0	209 H	Southeast Mo. St.	4	5	209 H	Southeast Mo. St.	3	7
164 A	Eastern Ill.	0	1	235 A	Evansville	1	4	209 H	Southeast Mo. St.	3	7	209 H	Southeast Mo. St.	2	6
139 H	Jacksonville St.	5	3	124 A	Murray St.	4	15	209 H	Southeast Mo. St.	3	7	209 H	Southeast Mo. St.	2	6
139 H	Jacksonville St.	8	2	124 A	Murray St.	1	6	209 H	Southeast Mo. St.	2	6	209 H	Southeast Mo. St.	2	6

Non-Div. I Games: Trevecca Nazarene 2 1 Trevecca Nazarene 8 4

Austin Peay

RPI	S	Opponent	Score	
223	H	Morehead St.	2	1
223	H	Morehead St.	7	3
223	H	Morehead St.	3	4
235	A	Evansville	1	0
235	A	Evansville	1	4
241	A	Jackson St.	11	0
241	A	Jackson St.	4	6
256	A	Tennessee St.	5	6
256	A	Tennessee St.	0	5
256	H	Tennessee St.	6	0
283	A	Alabama A&M	6	0
283	A	Alabama A&M	6	3

Austin Peay

A
u
s
t
i
n
P
e
a
y

A
u
s
t
i
n
P
e
a
y

Average RPI Win: 235		WON-LOST RECORD	WINNING PCT. RANK	LAST 10 GAMES	STRENGTH OF SCHEDULE	OPP. STRENGTH OF SCHEDULE	TEAM RPI	ADJ RPI	CONF. RPI	ADJ CONF. RPI							
Average RPI Loss: 160																	
DIV. I ONLY		28-27-0	.50909 134	3-7-0	250	245	197	.43992 218	28	28							
DIV. I NON-CONF.		18-18-0	.5 131	1-1-0	209	217	169	.46845 184	28	28							
TOTALS		RPI 1-25	RPI 26-50		W-L RECORDS		RPI 51-100		RPI 101-150		RPI 150+						
28-27-0		0-6-0	0-0-0		OVERALL		1-1-0		2-1-0		25-19-0						
12-6-0		0-0-0	0-0-0		HOME		0-0-0		1-1-0		11-5-0						
11-10-0		0-2-0	0-0-0		AWAY		0-0-0		0-0-0		11-8-0						
5-11-0		0-4-0	0-0-0		NEUTRAL		1-1-0		1-0-0		3-6-0						
18-18-0		0-6-0	0-0-0		NON-CONFERENCE		1-1-0		2-1-0		15-10-0						
6-2-0		0-0-0	0-0-0		HOME		0-0-0		1-1-0		5-1-0						
8-5-0		0-2-0	0-0-		AWAY		0-0-0		0-0-0		8-3-0						
4-11-0		0-4-0	0-0-0		NEUTRAL		1-1-0		1-0-0		2-6-0						
10-9-0		0-0-0	0-0-0		CONFERENCE		0-0-0		0-0-0		10-9-0						
6-4-0		0-0-0	0-0-0		HOME		0-0-0		0-0-0		6-4-0						
3-5-0		0-0-0	0-0-0		AWAY		0-0-0		0-0-0		3-5-0						
1-0-0		0-0-0	0-0-0		NEUTRAL		0-0-0		0-0-0		1-0-0						
RPI	S	Opponent		Score		RPI	S	Opponent		Score		RPI	S	Opponent		Score	
1	N	California		0	1							113	H	St. John's (NY)		3	1
5	N	Texas		2	10							113	H	St. John's (NY)		6	9
8	N	Texas A&M		2	14							117	N	Robert Morris		7	6
8	N	Texas A&M		0	5							161	N	Youngstown St.		7	12
20	A	Hawaii		0	4							163	A	Iona		3	2
20	A	Hawaii		0	6							163	A	Iona		0	3
												163	H	Iona		0	3
												173	H	Army		9	1
												173	H	Army		4	6
												175	N	Akron		3	5
												183	A	Fairfield		4	3
												183	A	Fairfield		4	5
												184	N	Fairleigh Dickinson		6	9
												184	N	Fairleigh Dickinson		2	11
												185	N	Utah Valley		3	6
												201	N	Winthrop		3	2
												202	N	Cornell		6	0
												208	N	Western Caro.		4	5
												236	H	Canisius		3	4
												236	H	Canisius		6	2
												236	H	Canisius		1	4
LAST 10 GAMES												249	A	Siena		6	12
						236	H	Canisius		1	4	249	A	Siena		3	4
						163	H	Iona		0	3	173	H	Army		4	6
						163	A	Iona		0	3	173	H	Army		9	1
						163	A	Iona		3	2	273	H	Manhattan		4	3
						249	A	Siena		6	12	273	H	Manhattan		2	4
												255	A	Rider		2	0
												255	A	Rider		7	10
												255	N	Rider		7	4

Non-Div. I Games:

Marist

RPI	S	Opponent	Score
258	H	Niagara	6 5
258	H	Niagara	10 2
265	A	George Mason	8 9
266	A	Hartford	6 5
266	A	Hartford	3 1
268	A	Yale	5 2
268	A	Yale	2 3
270	H	Columbia	6 5
270	H	Columbia	5 4
273	H	Manhattan	2 4
273	H	Manhattan	4 3
274	H	Bucknell	4 2
274	H	Bucknell	10 2
276	A	N.C. A&T	6 3
277	A	Holy Cross	3 6
277	A	Holy Cross	12 3
279	A	Lafayette	13 5
279	A	Lafayette	4 1
287	H	Saint Peter's	6 3
287	H	Saint Peter's	5 2

Marist

S
a
m
f
o
r
d

Samford

RPI	S	Opponent	Score	
196	A	Elon	1	4
205	A	Furman	4	2
205	A	Furman	3	8
205	A	Furman	2	4
205	N	Furman	3	2
208	A	Western Caro.	2	3
208	A	Western Caro.	3	4
208	A	Western Caro.	1	2
257	N	South Dakota	8	7
257	N	South Dakota	4	0
270	N	Columbia	13	1
275	A	Alabama St.	7	3

Samford

S
a
m
f
o
r
d

S
a
m
f
o
r
d

Average RPI Win:	228	WON-LOST RECORD	WINNING PCT. RANK	LAST 10 GAMES	STRENGTH OF SCHEDULE	OPP. STRENGTH OF SCHEDULE	TEAM RPI	ADJ RPI	CONF. RPI	ADJ CONF. RPI		
DIV. I ONLY		21-32-0	.39623	202	4-6-0	193	247	215	.43878	220	20	21
DIV. I NON-CONF.		14-18-0	.4375	166	4-0-0	223	271	215	.44335	220	23	25
<hr/>												
TOTALS	RPI 1-25	RPI 26-50		W-L RECORDS		RPI 51-100		RPI 101-150		RPI 150+		
21-32-0	0-0-0	0-0-0		OVERALL		1-6-0		1-12-0		19-14-0		
8-9-0	0-0-0	0-0-0		HOME		1-0-0		0-4-0		7-5-0		
8-13-0	0-0-0	0-0-0		AWAY		0-4-0		1-5-0		7-4-0		
5-10-0	0-0-0	0-0-0		NEUTRAL		0-2-0		0-3-0		5-5-0		
14-18-0	0-0-0	0-0-0		NON-CONFERENCE		1-6-0		0-3-0		13-9-0		
5-1-0	0-0-0	0-0-0		HOME		1-0-0		0-0-0		4-1-0		
4-7-0	0-0-0	0-0-		AWAY		0-4-0		0-0-0		4-3-0		
5-10-0	0-0-0	0-0-0		NEUTRAL		0-2-0		0-3-0		5-5-0		
7-14-0	0-0-0	0-0-0		CONFERENCE		0-0-0		1-9-0		6-5-0		
3-8-0	0-0-0	0-0-0		HOME		0-0-0		0-4-0		3-4-0		
4-6-0	0-0-0	0-0-0		AWAY		0-0-0		1-5-0		3-1-0		
0-0-0	0-0-0	0-0-0		NEUTRAL		0-0-0		0-0-0		0-0-0		
RPI	S	Opponent	Score	RPI	S	Opponent	Score	RPI	S	Opponent	Score	
						77 N IPFW	5 10			116 A Quinnipiac	7 12	
						77 N IPFW	1 4			116 A Quinnipiac	4 5	
						88 H Stony Brook	8 7			117 H Robert Morris	2 3	
						91 A Connecticut	4 8			117 H Robert Morris	3 6	
						91 A Connecticut	9 15			123 A LIU Brooklyn	1 6	
						97 A Coastal Caro.	0 2			123 A LIU Brooklyn	1 5	
						97 A Coastal Caro.	0 6			126 N Lehigh	0 7	
										129 H Central Conn. St.	1 10	
										129 H Central Conn. St.	0 2	
										133 N Temple	2 12	
										140 N Penn	0 2	
										150 A Monmouth	10 6	
										150 A Monmouth	1 2	
										163 A Iona	1 9	
										163 A Iona	4 3	
										172 H Bryant	1 3	
										172 H Bryant	1 2	
										183 A Fairfield	8 2	
										183 H Fairfield	3 2	
										184 H Fairleigh Dickinson	6 5	
										184 H Fairleigh Dickinson	6 3	
				LAST 10 GAMES						185 N Utah Valley	0 8	
				266 H Hartford	4 1	183 H Fairfield	3 2			186 N Georgetown	5 6	
				266 H Hartford	4 3	210 H Saint Francis (PA)	1 4			191 N Florida A&M	1 5	
				172 H Bryant	1 2	210 H Saint Francis (PA)	1 4			210 H Saint Francis (PA)	1 4	
				172 H Bryant	1 3	117 H Robert Morris	3 6			210 H Saint Francis (PA)	1 4	
				88 H Stony Brook	8 7	117 H Robert Morris	2 3			224 N Indiana St.	2 8	

Non-Div. I Games:

Sacred Heart

Sacred Heart

Average RPI Win:		205	WON-LOST RECORD		WINNING PCT. RANK		LAST 10 GAMES		STRENGTH OF SCHEDULE		OPP. STRENGTH OF SCHEDULE		TEAM RPI		ADJ RPI		CONF. RPI		ADJ CONF. RPI	
DIV. I ONLY			15-27-0		.35714 222		2-8-0		194		165		220		.43818 221		18		18	
DIV. I NON-CONF.			10-12-0		.45455 158		0-0-0		198		160		174		.47306 171		16		16	
TOTALS		RPI 1-25		RPI 26-50		W-L RECORDS		RPI 51-100		RPI 101-150		RPI 150+								
15-27-0		0-3-0		1-3-0		OVERALL		0-3-0		1-7-0		13-11-0								
6-10-0		0-0-0		0-2-0		HOME		0-2-0		1-3-0		5-3-0								
3-15-0		0-3-0		0-1-0		AWAY		0-0-0		0-4-0		3-7-0								
6-2-0		0-0-0		1-0-0		NEUTRAL		0-1-0		0-0-0		5-1-0								
10-12-0		0-3-0		1-1-0		NON-CONFERENCE		0-3-0		0-0-0		9-5-0								
2-4-0		0-0-0		0-0-0		HOME		0-2-0		0-0-0		2-2-0								
2-6-0		0-3-0		0-0-		AWAY		0-0-0		0-0-0		2-2-0								
6-2-0		0-0-0		1-0-0		NEUTRAL		0-1-0		0-0-0		5-1-0								
5-15-0		0-0-0		0-2-0		CONFERENCE		0-0-0		1-7-0		4-6-0								
4-6-0		0-0-0		0-2-0		HOME		0-0-0		1-3-0		3-1-0								
1-9-0		0-0-0		0-0-0		AWAY		0-0-0		0-4-0		1-5-0								
0-0-0		0-0-0		0-0-0		NEUTRAL		0-0-0		0-0-0		0-0-0								
RPI	S	Opponent		Score		RPI	S	Opponent		Score		RPI	S	Opponent		Score				
23	A	Texas Tech		0	2	37	A	Baylor		0	11	76	H	North Dakota St.		0	2			
23	A	Texas Tech		1	7	39	H	Texas St.		0	4	76	H	North Dakota St.		1	3			
23	A	Texas Tech		1	9	39	H	Texas St.		1	2	78	N	Iowa		0	1			
						47	N	Arkansas		4	1									
						LAST 10 GAMES														
						243	A	Southeastern La.		0	6	107	H	Sam Houston St.		1	6			
						243	A	Southeastern La.		3	4	138	A	Central Ark.		0	2			
						227	H	Nicholls St.		2	1	138	A	Central Ark.		2	5			
						227	H	Nicholls St.		2	0	166	A	UTSA		1	2			
						107	H	Sam Houston St.		7	10	166	A	UTSA		0	1			

Non-Div. I Games:

Texas-Arlington

RPI	S	Opponent	Score	
242	N	Texas Southern	9	0
243	A	Southeastern La.	3	4
243	A	Southeastern La.	0	6
284	H	Ark.-Pine Bluff	2	0
286	A	Grambling	14	0

Texas-Arlington

T
e
x
a
s
-
A
r
l
i
n
g
t
o
n

T
e
x
a
s
-
A
r
l
i
n
g
t
o
n

Liberty

Liberty

RPI	S	Opponent	Score	
225	H	East Tenn. St.	14	13
245	A	Presbyterian	4	1
245	A	Presbyterian	3	4
245	A	Presbyterian	3	1
245	N	Presbyterian	1	4
250	N	Savannah St.	7	1
250	N	Savannah St.	8	6
262	A	Hampton	9	6
262	A	Hampton	3	5
264	N	La Salle	10	1
276	H	N.C. A&T	9	8
276	H	N.C. A&T	13	5
285	N	N.C. Central	14	5

Liberty

L
i
b
e
r
t
y

L
i
b
e
r
t
y

Average RPI Win:	192	WON-LOST RECORD	WINNING PCT. RANK	LAST 10 GAMES	STRENGTH OF SCHEDULE	OPP. STRENGTH OF SCHEDULE	TEAM RPI	ADJ RPI	CONF. RPI	ADJ CONF. RPI	
DIV. I ONLY		16-34-0	.32 239	4-6-0	170	196	228	.43744 223	22	20	
DIV. I NON-CONF.		7-14-0	.33333 224	0-2-0	129	156	198	.46156 194	22	21	
<hr/>											
TOTALS	RPI 1-25	RPI 26-50		W-L RECORDS		RPI 51-100		RPI 101-150		RPI 150+	
16-34-0	0-0-0	0-1-0		OVERALL		0-8-0		4-7-0		12-18-0	
5-11-0	0-0-0	0-0-0		HOME		0-2-0		2-3-0		3-6-0	
7-16-0	0-0-0	0-1-0		AWAY		0-3-0		2-2-0		5-10-0	
4-7-0	0-0-0	0-0-0		NEUTRAL		0-3-0		0-2-0		4-2-0	
<hr/>											
7-14-0	0-0-0	0-1-0		NON-CONFERENCE		0-8-0		1-1-0		6-4-0	
1-3-0	0-0-0	0-0-0		HOME		0-2-0		0-0-0		1-1-0	
2-5-0	0-0-0	0-0-		AWAY		0-3-0		1-0-0		1-1-0	
4-6-0	0-0-0	0-0-0		NEUTRAL		0-3-0		0-1-0		4-2-0	
<hr/>											
9-20-0	0-0-0	0-0-0		CONFERENCE		0-0-0		3-6-0		6-14-0	
4-8-0	0-0-0	0-0-0		HOME		0-0-0		2-3-0		2-5-0	
5-11-0	0-0-0	0-0-0		AWAY		0-0-0		1-2-0		4-9-0	
0-1-0	0-0-0	0-0-0		NEUTRAL		0-0-0		0-1-0		0-0-0	
<hr/>											
RPI S	Opponent	Score	RPI S	Opponent	Score	RPI S	Opponent	Score	RPI S	Opponent	Score
			36 A	Kentucky	1 3	53 A	Marshall	1 10	103 N	Bowling Green	3 6
						53 A	Marshall	4 7	112 A	Col. of Charleston	7 2
						53 N	Marshall	4 9	115 H	UT Martin	1 5
						64 H	Miami (OH)	2 5	115 H	UT Martin	1 5
						64 H	Miami (OH)	5 7	124 A	Murray St.	3 9
						73 N	Kennesaw St.	1 2	124 A	Murray St.	4 13
						75 N	Georgia St.	3 5	124 A	Murray St.	10 9
						79 A	Western Ky.	1 4	124 N	Murray St.	6 7
									139 H	Jacksonville St.	4 7
									139 H	Jacksonville St.	10 2
									139 H	Jacksonville St.	4 1
									158 A	Eastern Ky.	3 5
									158 H	Eastern Ky.	6 8
									158 H	Eastern Ky.	1 2
									160 H	Tennessee Tech	5 1
									160 H	Tennessee Tech	4 3
									160 H	Tennessee Tech	2 11
									164 H	Eastern Ill.	1 3
									164 H	Eastern Ill.	0 5
									165 A	SIU Edwardsville	4 6
									165 A	SIU Edwardsville	7 8
									165 A	SIU Edwardsville	7 8
			LAST 10 GAMES								
			160 H	Tennessee Tech	4 3	256 A	Tennessee St.	3 6	167 H	Butler	1 0
			160 H	Tennessee Tech	5 1	36 A	Kentucky	1 3	167 H	Butler	5 11
			160 H	Tennessee Tech	2 11	115 H	UT Martin	1 5	170 N	UNC Greensboro	3 9
			256 A	Tennessee St.	6 0	115 H	UT Martin	1 5	175 N	Akron	4 6
			256 A	Tennessee St.	8 2	53 A	Marshall	4 7	208 N	Western Caro.	3 1

Non-Div. I Games:

Morehead St.

More heads.
st.

M
o
r
e
h
e
a
d
s
t
.

Morehead St.

Average RPI Win:	188	WON-LOST	WINNING	LAST 10	STRENGTH OF	OPP. STRENGTH	TEAM	ADJ	CONF.	ADJ CONF.	
Average RPI Loss:	138	RECORD	PCT. RANK	GAMES	SCHEDULE	OF SCHEDULE	RPI	RPI	RPI	RPI	
DIV. I ONLY	19-34-0	.35849	220	2-8-0	199	183	223	.43643	224	13	13
DIV. I NON-CONF.	13-14-0	.48148	142	0-2-0	242	223	199	.46016	198	14	14
TOTALS	RPI 1-25	RPI 26-50	W-L RECORDS	RPI 51-100	RPI 101-150	RPI 150+					
19-34-0	0-0-0	0-0-0	OVERALL	2-12-0	3-7-0	14-15-0					
6-15-0	0-0-0	0-0-0	HOME	1-5-0	0-0-0	5-10-0					
3-16-0	0-0-0	0-0-0	AWAY	1-7-0	1-5-0	1-4-0					
10-3-0	0-0-0	0-0-0	NEUTRAL	0-0-0	2-2-0	8-1-0					
13-14-0	0-0-0	0-0-0	NON-CONFERENCE	0-5-0	2-2-0	11-7-0					
2-6-0	0-0-0	0-0-0	HOME	0-1-0	0-0-0	2-5-0					
1-5-0	0-0-0	0-0-	AWAY	0-4-0	0-0-0	1-1-0					
10-3-0	0-0-0	0-0-0	NEUTRAL	0-0-0	2-2-0	8-1-0					
6-20-0	0-0-0	0-0-0	CONFERENCE	2-7-0	1-5-0	3-8-0					
4-9-0	0-0-0	0-0-0	HOME	1-4-0	0-0-0	3-5-0					
2-11-0	0-0-0	0-0-0	AWAY	1-3-0	1-5-0	0-3-0					
0-0-0	0-0-0	0-0-0	NEUTRAL	0-0-0	0-0-0	0-0-0					
RPI S	Opponent	Score	RPI S	Opponent	Score	RPI S	Opponent	Score	RPI S	Opponent	Score
						52 A	Illinois St.	1 9	103 N	Bowling Green	4 3
						52 H	Illinois St.	0 3	124 N	Murray St.	3 11
						52 H	Illinois St.	6 1	126 N	Lehigh	5 3
						54 A	Wisconsin	7 9	135 A	Creighton	0 4
						54 A	Wisconsin	0 8	135 A	Creighton	4 12
						57 A	Illinois	2 7	135 A	Creighton	0 9
						72 H	UNI	0 7	140 N	Penn	0 2
						72 H	UNI	1 11	142 A	Missouri St.	0 1
						72 H	UNI	5 7	142 A	Missouri St.	3 2
						74 A	Southern Ill.	1 3	142 A	Missouri St.	0 1
						74 A	Southern Ill.	4 2	152 H	Bradley	2 1
						74 A	Southern Ill.	0 5	152 H	Bradley	2 4
						79 A	Western Ky.	2 10	162 H	Drake	0 2
						92 H	Indiana	0 3	162 H	Drake	1 5
									162 H	Drake	2 4
									164 H	Eastern Ill.	3 0
									167 H	Butler	0 6
									167 H	Butler	4 8
									174 H	Saint Louis	3 5
									174 H	Saint Louis	1 0
									175 N	Akron	3 2
									200 H	Wichita St.	8 2
									200 H	Wichita St.	1 4
									200 H	Wichita St.	7 6
									209 H	Southeast Mo. St.	6 9
									209 H	Southeast Mo. St.	0 4
									220 N	Sacred Heart	4 0
			LAST 10 GAMES								
						235 A	Evansville	0 7	142 A	Missouri St.	0 1
						235 A	Evansville	3 4	54 A	Wisconsin	7 9
						235 A	Evansville	1 4	54 A	Wisconsin	0 8
						142 A	Missouri St.	3 2	52 A	Illinois St.	1 9
						142 A	Missouri St.	0 1	200 H	Wichita St.	7 6

Non-Div. I Games:

Indiana St.

RPI	S	Opponent	Score	
220	N	Sacred Heart	8	2
223	N	Morehead St.	2	8
226	A	IUPUI	1	2
226	A	IUPUI	6	2
235	A	Evansville	3	4
235	A	Evansville	0	7
235	A	Evansville	1	4
257	N	South Dakota	8	0
261	N	Detroit	8	3
268	N	Yale	9	3
277	N	Holy Cross	6	3
277	N	Holy Cross	9	7

Indiana St.

I
n
d
i
a
n
a
S
t
.

I
n
d
i
a
n
a
S
t
.

Average RPI Win:		195	WON-LOST RECORD		WINNING PCT. RANK		LAST 10 GAMES		STRENGTH OF SCHEDULE		OPP. STRENGTH OF SCHEDULE		TEAM RPI		ADJ RPI		CONF. RPI		ADJ CONF. RPI			
Average RPI Loss:		118																				
DIV. I ONLY			11-38-0		.22449	273	1-9-0		112		148		235		.43433	225	11		11			
DIV. I NON-CONF.			10-21-0		.32258	227	0-4-0		141		199		213		.45025	209	11		11			
TOTALS		RPI 1-25		RPI 26-50		W-L RECORDS		RPI 51-100		RPI 101-150		RPI 150+										
11-38-0		0-2-0		1-0-0		OVERALL		0-17-0		2-7-0		8-12-0										
4-10-0		0-0-0		0-0-0		HOME		0-4-0		1-3-0		3-3-0										
1-17-0		0-1-0		0-0-0		AWAY		0-10-0		0-0-0		1-6-0										
6-11-0		0-1-0		1-0-0		NEUTRAL		0-3-0		1-4-0		4-3-0										
10-21-0		0-2-0		1-0-0		NON-CONFERENCE		0-5-0		1-4-0		8-10-0										
3-3-0		0-0-0		0-0-0		HOME		0-0-0		0-0-0		3-3-0										
1-7-0		0-1-0		0-0-		AWAY		0-2-0		0-0-0		1-4-0										
6-11-0		0-1-0		1-0-0		NEUTRAL		0-3-0		1-4-0		4-3-0										
1-17-0		0-0-0		0-0-0		CONFERENCE		0-12-0		1-3-0		0-2-0										
1-7-0		0-0-0		0-0-0		HOME		0-4-0		1-3-0		0-0-0										
0-10-0		0-0-0		0-0-0		AWAY		0-8-0		0-0-0		0-2-0										
0-0-0		0-0-0		0-0-0		NEUTRAL		0-0-0		0-0-0		0-0-0										
RPI	S	Opponent		Score		RPI	S	Opponent		Score		RPI	S	Opponent		Score						
4	A	Tennessee		0	8	44	N	Boston U.		7	3	61	A	Chattanooga		1	6	110	N	Longwood	2	3
14	N	Missouri		3	9							66	N	Troy		9	12	115	N	UT Martin	5	1
												68	N	Ball St.		2	7	119	N	Central Mich.	3	5
												70	A	Lipscomb		0	4	123	N	LIU Brooklyn	1	5
												70	A	Lipscomb		5	7	125	H	Stetson	3	1
												73	H	Kennesaw St.		3	4	125	H	Stetson	0	5
												73	H	Kennesaw St.		0	9	133	N	Temple	3	4
												75	A	Georgia St.		2	11	136	H	Mercer	2	3
												80	A	Jacksonville		1	9	136	H	Mercer	3	4
												80	A	Jacksonville		1	5	158	H	Eastern Ky.	0	8
												81	H	Fla. Gulf Coast		2	8	158	H	Eastern Ky.	0	6
												81	H	Fla. Gulf Coast		0	10	158	N	Eastern Ky.	2	3
												82	A	S.C. Upstate		0	4	160	A	Tennessee Tech	1	5
												82	A	S.C. Upstate		3	8	160	A	Tennessee Tech	3	11
												84	N	Valparaiso		2	4	188	A	Appalachian St.	9	13
												87	A	North Florida		1	2	208	H	Western Caro.	7	0
												87	A	North Florida		0	1	208	H	Western Caro.	1	0
																		208	N	Western Caro.	10	11
																		208	N	Western Caro.	4	5
																		215	A	Belmont	2	5
																		215	A	Belmont	3	6
																		222	A	Liberty	10	7
																		222	A	Liberty	13	14
																		227	N	Nicholls St.	10	5
																		236	N	Canisius	6	5
																		245	H	Presbyterian	4	5
																		245	H	Presbyterian	5	4
TOTALS		RPI 1-25		RPI 26-50		W-L RECORDS		RPI 51-100		RPI 101-150		RPI 150+										
11-38-0		0-2-0		1-0-0		OVERALL		0-17-0		2-7-0		8-12-0										
4-10-0		0-0-0		0-0-0		HOME		0-4-0		1-3-0		3-3-0										
1-17-0		0-1-0		0-0-0		AWAY		0-10-0		0-0-0		1-6-0										
6-11-0		0-1-0		1-0-0		NEUTRAL		0-3-0		1-4-0		4-3-0										
10-21-0		0-2-0		1-0-0		NON-CONFERENCE		0-5-0		1-4-0		8-10-0										
3-3-0		0-0-0		0-0-0		HOME		0-0-0		0-0-0		3-3-0										
1-7-0		0-1-0		0-0-		AWAY		0-2-0		0-0-0		1-4-0										
6-11-0		0-1-0		1-0-0		NEUTRAL		0-3-0		1-4-0		4-3-0										
1-17-0		0-0-0		0-0-0		CONFERENCE		0-12-0		1-3-0		0-2-0										
1-7-0		0-0-0		0-0-0		HOME		0-4-0		1-3-0		0-0-0										
0-10-0		0-0-0		0-0-0		AWAY		0-8-0		0-0-0		0-2-0										
0-0-0		0-0-0		0-0-0		NEUTRAL		0-0-0		0-0-0		0-0-0										
RPI	S	Opponent		Score		RPI	S	Opponent		Score		RPI	S	Opponent		Score						
4	A	Tennessee		0	8	44	N	Boston U.		7	3	61	A	Chattanooga		1	6	110	N	Longwood	2	3
14	N	Missouri		3	9							66	N	Troy		9	12	115	N	UT Martin	5	1
												68	N	Ball St.		2	7	119	N	Central Mich.	3	5
												70	A	Lipscomb		0	4	123	N	LIU Brooklyn	1	5
												70	A	Lipscomb		5	7	125	H	Stetson	3	1
												73	H	Kennesaw St.		3	4	125	H	Stetson	0	5
												73	H	Kennesaw St.		0	9	133	N	Temple	3	4
												75	A	Georgia St.		2	11	136	H	Mercer	2	3
												80	A	Jacksonville		1	9	136	H	Mercer	3	4
												80	A	Jacksonville		1	5	158	H	Eastern Ky.	0	8
												81	H	Fla. Gulf Coast		2	8	158	H	Eastern Ky.	0	6
												81	H	Fla. Gulf Coast		0	10	158	N	Eastern Ky.	2	3
												82	A	S.C. Upstate		0	4	160	A	Tennessee Tech	1	5
												82	A	S.C. Upstate		3	8	160	A	Tennessee Tech	3	11
												84	N	Valparaiso		2	4	188	A	Appalachian St.	9	13
												87	A	North Florida		1	2	208	H	Western Caro.	7	0
												87	A	North Florida		0	1	208	H	Western Caro.	1	0
																		208	N	Western Caro.	10	11
																		208	N	Western Caro.	4	5
																		215	A	Belmont	2	5
																		215	A	Belmont	3	6
																		222	A	Liberty	10	7
																		222	A	Liberty	13	14
																		227	N	Nicholls St.	10	5
																		236	N	Canisius	6	5
																		245	H	Presbyterian	4	5
																		245	H	Presbyterian	5	4

Non-Div. I Games:

East Tenn. St.

RPI	S	Opponent	Score	
258	N	Niagara	1	0
259	N	Wagner	12	0

East Tenn. St.

E
a
s
t
T
e
n
n
.
S
t
.

E
a
s
t
T
e
n
n
.
S
t
.

Average RPI Win: 182		WON-LOST RECORD		WINNING PCT. RANK		LAST 10 GAMES		STRENGTH OF SCHEDULE		OPP. STRENGTH OF SCHEDULE		TEAM RPI		ADJ RPI		CONF. RPI		ADJ CONF. RPI	
DIV. I ONLY		18-32-0		.36 217		5-5-0		183		213		218		.43326 226		21		24	
DIV. I NON-CONF.		11-18-0		.37931 200		3-1-0		182		216		212		.45148 208		21		22	
TOTALS		RPI 1-25		RPI 26-50		W-L RECORDS		RPI 51-100		RPI 101-150		RPI 150+							
18-32-0		0-0-0		0-1-0		OVERALL		1-10-0		4-4-0		13-17-0							
6-12-0		0-0-0		0-0-0		HOME		1-5-0		1-2-0		4-5-0							
8-13-0		0-0-0		0-1-0		AWAY		0-4-0		3-1-0		5-7-0							
4-7-0		0-0-0		0-0-0		NEUTRAL		0-1-0		0-1-0		4-5-0							
11-18-0		0-0-0		0-1-0		NON-CONFERENCE		0-5-0		1-1-0		10-11-0							
3-3-0		0-0-0		0-0-0		HOME		0-0-0		0-0-0		3-3-0							
4-8-0		0-0-0		0-0-		AWAY		0-4-0		1-0-0		3-3-0							
4-7-0		0-0-0		0-0-0		NEUTRAL		0-1-0		0-1-0		4-5-0							
7-14-0		0-0-0		0-0-0		CONFERENCE		1-5-0		3-3-0		3-6-0							
3-9-0		0-0-0		0-0-0		HOME		1-5-0		1-2-0		1-2-0							
4-5-0		0-0-0		0-0-0		AWAY		0-0-0		2-1-0		2-4-0							
0-0-0		0-0-0		0-0-0		NEUTRAL		0-0-0		0-0-0		0-0-0							
RPI	S	Opponent	Score	RPI	S	Opponent	Score	RPI	S	Opponent	Score	RPI	S	Opponent	Score				
				47	A	Arkansas	1 3	56	A	Purdue	1 9	131	A	La.-Monroe	11 3				
								61	N	Chattanooga	5 13	143	H	Southern Utah	1 3				
								75	A	Georgia St.	0 1	143	H	Southern Utah	1 3				
								76	H	North Dakota St.	0 11	143	H	Southern Utah	3 1				
								76	H	North Dakota St.	0 6	148	N	Mississippi Val.	1 2				
								76	H	North Dakota St.	3 4	149	A	UMKC	0 2				
								77	H	IPFW	4 9	149	A	UMKC	1 0				
								77	H	IPFW	1 7	149	A	UMKC	3 0				
								77	H	IPFW	3 2	154	N	Louisiana Tech	1 2				
								84	A	Valparaiso	1 8	162	N	Drake	0 3				
								84	A	Valparaiso	1 7	162	N	Drake	2 0				
												164	A	Eastern Ill.	1 0				
												164	A	Eastern Ill.	3 2				
												164	N	Eastern Ill.	0 3				
												165	N	SIU Edwardsville	7 1				
												167	A	Butler	0 4				
												167	N	Butler	1 5				
												176	H	Western Ill.	2 3				
												176	H	Western Ill.	1 4				
												176	H	Western Ill.	8 6				
												178	A	Ill.-Chicago	0 2				
												178	A	Ill.-Chicago	1 0				
												197	H	Dayton	10 5				
												197	H	Dayton	1 2				
												207	A	Southern Miss.	2 4				
												209	N	Southeast Mo. St.	5 0				
												223	H	Morehead St.	4 1				
LAST 10 GAMES																			
								77	H	IPFW	3 2	272	A	Oakland	1 3				
								77	H	IPFW	1 7	272	A	Oakland	10 2				
								77	H	IPFW	4 9	272	A	Oakland	3 4				
								164	A	Eastern Ill.	1 0	197	H	Dayton	10 5				
								164	A	Eastern Ill.	3 2	197	H	Dayton	1 2				

Non-Div. I Games:

IUPUI

RPI	S	Opponent	Score	
223	H	Morehead St.	8	9
224	H	Indiana St.	2	1
224	H	Indiana St.	2	6
227	N	Nicholls St.	5	0
230	N	Northwestern St.	1	4
257	A	South Dakota	0	2
257	A	South Dakota	4	5
257	A	South Dakota	8	1
272	A	Oakland	3	4
272	A	Oakland	10	2
272	A	Oakland	1	3

Average RPI Win:		194	WON-LOST RECORD		WINNING PCT. RANK		LAST 10 GAMES		STRENGTH OF SCHEDULE		OPP. STRENGTH OF SCHEDULE		TEAM RPI		ADJ RPI		CONF. RPI		ADJ CONF. RPI	
DIV. I ONLY			13-31-0		.29545 249		4-6-0		169		178		236		.43299 227		18		18	
DIV. I NON-CONF.			5-17-0		.22727 256		0-0-0		151		179		244		.42609 237		16		16	
TOTALS		RPI 1-25		RPI 26-50		W-L RECORDS		RPI 51-100		RPI 101-150		RPI 150+								
13-31-0		0-1-0		1-6-0		OVERALL		0-2-0		2-10-0		10-12-0								
7-8-0		0-0-0		1-3-0		HOME		0-0-0		1-4-0		5-1-0								
4-11-0		0-1-0		0-2-0		AWAY		0-0-0		1-3-0		3-5-0								
2-12-0		0-0-0		0-1-0		NEUTRAL		0-2-0		0-3-0		2-6-0								
5-17-0		0-1-0		0-5-0		NON-CONFERENCE		0-2-0		0-3-0		5-6-0								
2-3-0		0-0-0		0-2-0		HOME		0-0-0		0-1-0		2-0-0								
1-4-0		0-1-0		0-0-		AWAY		0-0-0		0-0-0		1-1-0								
2-10-0		0-0-0		0-1-0		NEUTRAL		0-2-0		0-2-0		2-5-0								
8-14-0		0-0-0		1-1-0		CONFERENCE		0-0-0		2-7-0		5-6-0								
5-5-0		0-0-0		1-1-0		HOME		0-0-0		1-3-0		3-1-0								
3-7-0		0-0-0		0-0-0		AWAY		0-0-0		1-3-0		2-4-0								
0-2-0		0-0-0		0-0-0		NEUTRAL		0-0-0		0-1-0		0-1-0								
RPI	S	Opponent		Score		RPI	S	Opponent		Score		RPI	S	Opponent		Score				
12	A	La.-Lafayette		4	15	27	A	LSU		1	6	66	N	Troy		0	3			
						27	H	LSU		2	10	68	N	Ball St.		1	3			
						36	N	Kentucky		1	9									
						39	H	Texas St.		0	3									
						39	H	Texas St.		1	0									
						43	A	South Ala.		1	10									
						43	H	South Ala.		2	8									
								LAST 10 GAMES												
						145	H	A&M-Corpus Christi		6	11	166	A	UTSA		6	3			
						145	H	A&M-Corpus Christi		1	0	108	A	McNeese St.		3	2			
						221	A	Texas-Arlington		1	2	108	A	McNeese St.		0	8			
						221	A	Texas-Arlington		0	2	230	H	Northwestern St.		5	1			
						166	A	UTSA		3	11	230	H	Northwestern St.		0	1			
																</				

Non-Div. I Games: Centenary (LA) 9 1

Nicholls St.

RPI	S	Opponent	Score	
230	H	Northwestern St.	5	1
241	A	Jackson St.	11	2
241	N	Jackson St.	2	10
243	H	Southeastern La.	10	2
243	H	Southeastern La.	8	0
282	H	Alcorn St.	6	1
288	H	Southern U.	6	2

Nicholls St.

N
i
c
h
o
l
l
s
s
t
.

N
i
c
h
o
l
l
s
s
t
.

[illegible]

Non-Div. I Games:

Rhode Island

RPI	S	Opponent	Score
214	A	St. Bonaventure	1 3
214	A	St. Bonaventure	5 6
223	N	Morehead St.	11 15
246	N	Princeton	4 9
246	N	Princeton	7 4
249	N	Siena	8 0
252	N	Mt. St. Mary's	0 8
260	A	UMBC	9 1
264	A	La Salle	3 6
264	A	La Salle	3 9
266	H	Hartford	6 5
268	H	Yale	7 0
268	H	Yale	5 3
269	H	Brown	10 1
269	H	Brown	2 1
277	A	Holy Cross	11 1

Rhode Island

T
O
W
S
O
N

Towson						Through Games Of Through May 13, 2012							
Average RPI Win: 239		WON-LOST RECORD	WINNING PCT. RANK	LAST 10 GAMES		STRENGTH OF SCHEDULE	OPP. STRENGTH OF SCHEDULE	TEAM RPI	ADJ RPI		CONF. RPI	ADJ CONF. RPI	
Average RPI Loss: 154													
DIV. I ONLY		24-30-0	.44444	179	3-7-0	258	241	226	.43168	229	25	25	
DIV. I NON-CONF.		16-17-0	.48485	139	1-1-0	267	267	219	.44529	216	24	23	

TOTALS		RPI 1-25	RPI 26-50		W-L RECORDS		RPI 51-100		RPI 101-150		RPI 150+		
24-30-0		0-0-0	0-3-0		OVERALL		0-5-0		1-3-0		23-19-0		
12-11-0		0-0-0	0-3-0		HOME		0-0-0		0-2-0		12-6-0		
6-14-0		0-0-0	0-0-0		AWAY		0-3-0		0-0-0		6-11-0		
6-5-0		0-0-0	0-0-0		NEUTRAL		0-2-0		1-1-0		5-2-0		
16-17-0		0-0-0	0-0-0		NON-CONFERENCE		0-2-0		1-3-0		15-12-0		
8-6-0		0-0-0	0-0-0		HOME		0-0-0		0-2-0		8-4-0		
2-6-0		0-0-0	0-0-		AWAY		0-0-0		0-0-0		2-6-0		
6-5-0		0-0-0	0-0-0		NEUTRAL		0-2-0		1-1-0		5-2-0		
8-13-0		0-0-0	0-3-0		CONFERENCE		0-3-0		0-0-0		8-7-0		
4-5-0		0-0-0	0-3-0		HOME		0-0-0		0-0-0		4-2-0		
4-8-0		0-0-0	0-0-0		AWAY		0-3-0		0-0-0		4-5-0		
0-0-0		0-0-0	0-0-0		NEUTRAL		0-0-0		0-0-0		0-0-0		
RPI S	Opponent	Score	RPI S	Opponent	Score	RPI S	Opponent	Score	RPI S	Opponent	Score		
			49 H	Hofstra	1 4	75 A	Georgia St.	0 4	117 N	Robert Morris	2 3		
			49 H	Hofstra	0 7	75 A	Georgia St.	1 8	137 H	Villanova	3 4		
			49 H	Hofstra	0 10	75 A	Georgia St.	0 4	137 H	Villanova	3 4		
						87 N	North Florida	1 2	144 N	Ohio	3 2		
						99 N	Boston College	1 6	151 A	Charlotte	3 7		
									151 H	Charlotte	4 7		
									153 A	James Madison	2 7		
									153 A	James Madison	6 7		
									153 A	James Madison	0 1		
									169 H	Seton Hall	1 0		
									169 H	Seton Hall	5 9		
									171 N	Saint Joseph's	2 7		
									177 N	Northern Ill.	0 7		
									179 A	Delaware St.	1 6		
									183 A	Fairfield	7 5		
									183 H	Fairfield	2 0		
									186 H	Georgetown	1 3		
									189 A	George Washington	5 6		
									192 N	Northern Colo.	2 1		
									193 H	Providence	8 3		
									193 N	Providence	8 1		
									195 A	Campbell	3 5		
									198 A	Bethune-Cookman	2 3		
									198 A	Bethune-Cookman	0 1		
									236 N	Canisius	7 5		
									240 A	Drexel	2 0		
									240 A	Drexel	3 4		

LAST 10 GAMES													
			153 A	James Madison	6 7	49 H	Hofstra	0 10					
			153 A	James Madison	2 7	49 H	Hofstra	1 4					
			153 A	James Madison	0 1	252 A	Mt. St. Mary's	3 0					
			179 A	Delaware St.	1 6	265 A	George Mason	4 2					
			49 H	Hofstra	0 7	265 A	George Mason	5 2					

T
O
W
S
O
N

Non-Div. I Games:

Towson

T
O
W
S
O
N

RPI	S	Opponent	Score	
240	A	Drexel	1	2
251	H	Delaware	1	0
251	H	Delaware	4	5
251	H	Delaware	4	3
252	A	Mt. St. Mary's	3	0
260	H	UMBC	0	6
265	A	George Mason	6	5
265	A	George Mason	5	2
265	A	George Mason	4	2
267	H	UNC Wilmington	2	1
267	H	UNC Wilmington	6	5
267	H	UNC Wilmington	0	3
270	H	Columbia	15	0
270	H	Columbia	10	0
270	H	Columbia	2	0
278	H	Howard	11	1
278	H	Howard	10	0
280	N	Morgan St.	12	3
280	N	Morgan St.	7	5

T
O
W
S
O
N

Towson

Average RPI Win: 227		WON-LOST RECORD		WINNING PCT. RANK		LAST 10 GAMES		STRENGTH OF SCHEDULE		OPP. STRENGTH OF SCHEDULE		TEAM RPI		ADJ RPI		CONF. RPI		ADJ CONF. RPI	
DIV. I ONLY		19-31-0		.38 210		3-7-0		227		208		229		.43026 230		18		18	
DIV. I NON-CONF.		12-18-0		.4 190		0-3-0		248		233		233		.43318 231		16		16	
TOTALS		RPI 1-25		RPI 26-50		W-L RECORDS		RPI 51-100		RPI 101-150		RPI 150+							
19-31-0		0-1-0		0-8-0		OVERALL		0-2-0		3-8-0		16-12-0							
8-7-0		0-0-0		0-2-0		HOME		0-0-0		2-4-0		6-1-0							
9-18-0		0-1-0		0-5-0		AWAY		0-2-0		1-4-0		8-6-0							
2-6-0		0-0-0		0-1-0		NEUTRAL		0-0-0		0-0-0		2-5-0							
12-18-0		0-1-0		0-6-0		NON-CONFERENCE		0-2-0		1-2-0		11-7-0							
4-1-0		0-0-0		0-0-0		HOME		0-0-0		1-1-0		3-0-0							
6-11-0		0-1-0		0-0-		AWAY		0-2-0		0-1-0		6-2-0							
2-6-0		0-0-0		0-1-0		NEUTRAL		0-0-0		0-0-0		2-5-0							
7-13-0		0-0-0		0-2-0		CONFERENCE		0-0-0		2-6-0		5-5-0							
4-6-0		0-0-0		0-2-0		HOME		0-0-0		1-3-0		3-1-0							
3-7-0		0-0-0		0-0-0		AWAY		0-0-0		1-3-0		2-4-0							
0-0-0		0-0-0		0-0-0		NEUTRAL		0-0-0		0-0-0		0-0-0							
RPI	S	Opponent		Score		RPI	S	Opponent		Score		RPI	S	Opponent		Score			
12	A	La.-Lafayette		0 10		28	N	North Carolina		0 1		83	A	North Texas		1 5			
						37	A	Baylor		0 3		83	A	North Texas		8 17			
						37	A	Baylor		0 3									
						39	H	Texas St.		0 9									
						39	H	Texas St.		1 7									
						42	A	Houston		1 6									
						47	A	Arkansas		0 6									
						47	A	Arkansas		7 10									
						LAST 10 GAMES													
						83	A	North Texas		1 5		243	H	Southeastern La.		4 3			
						83	A	North Texas		8 17		243	H	Southeastern La.		2 10			
						154	A	Louisiana Tech		3 4		227	A	Nicholls St.		1 5			
						39	H	Texas St.		1 7		227	A	Nicholls St.		1 0			
						39	H	Texas St.		0 9		221	A	Texas-Arlington		2 0			
												221	A	Texas-Arlington		2 0			
												226	N	IUPUI		4 1			
												227	A	Nicholls St.		1 5			
												227	A	Nicholls St.		1 0			
												239	A	Houston Baptist		3 1			
												239	A	Houston Baptist		4 3			

Non-Div. I Games:

Northwestern St.

RPI	S	Opponent	Score	
241	A	Jackson St.	16	6
241	A	Jackson St.	8	9
241	N	Jackson St.	1	4
243	H	Southeastern La.	4	3
243	H	Southeastern La.	2	10
256	A	Tennessee St.	8	0
256	N	Tennessee St.	1	4
286	N	Grambling	10	1
288	A	Southern U.	8	6
288	A	Southern U.	7	2
288	H	Southern U.	10	5
288	H	Southern U.	4	0

Northwestern St.

N
o
r
t
h
w
e
s
t
e
r
n
s
t
.

N
o
r
t
h
w
e
s
t
e
r
n
s
t
.

Average RPI Win:		202	WON-LOST RECORD		WINNING PCT. RANK		LAST 10 GAMES		STRENGTH OF SCHEDULE		OPP. STRENGTH OF SCHEDULE		TEAM RPI		ADJ RPI		CONF. RPI		ADJ CONF. RPI	
DIV. I ONLY			13-30-0		.30233 246		1-9-0		181		156		232		.43025 231		23		22	
DIV. I NON-CONF.			3-16-0		.15789 272		0-2-0		47		62		218		.44541 215		20		19	
TOTALS		RPI 1-25		RPI 26-50		W-L RECORDS		RPI 51-100		RPI 101-150		RPI 150+								
13-30-0		0-6-0		0-1-0		OVERALL		0-4-0		2-5-0		11-14-0								
4-6-0		0-0-0		0-0-0		HOME		0-0-0		0-0-0		4-6-0								
5-16-0		0-6-0		0-0-0		AWAY		0-2-0		1-3-0		4-5-0								
4-8-0		0-0-0		0-1-0		NEUTRAL		0-2-0		1-2-0		3-3-0								
3-16-0		0-6-0		0-1-0		NON-CONFERENCE		0-4-0		0-2-0		3-3-0								
1-1-0		0-0-0		0-0-0		HOME		0-0-0		0-0-0		1-1-0								
0-8-0		0-6-0		0-0-		AWAY		0-2-0		0-0-0		0-0-0								
2-7-0		0-0-0		0-1-0		NEUTRAL		0-2-0		0-2-0		2-2-0								
10-14-0		0-0-0		0-0-0		CONFERENCE		0-0-0		2-3-0		8-11-0								
3-5-0		0-0-0		0-0-0		HOME		0-0-0		0-0-0		3-5-0								
5-8-0		0-0-0		0-0-0		AWAY		0-0-0		1-3-0		4-5-0								
2-1-0		0-0-0		0-0-0		NEUTRAL		0-0-0		1-0-0		1-1-0								
RPI	S	Opponent		Score		RPI	S	Opponent		Score		RPI	S	Opponent		Score				
9	A	Oregon		8	9	26	N	DePaul		0	7	58	A	Boise St.		0	9			
9	A	Oregon		0	8							58	A	Boise St.		3	8			
18	A	Washington		0	8							98	N	New Mexico		5	6			
18	A	Washington		0	4							98	N	New Mexico		5	8			
20	A	Hawaii		2	6															
20	A	Hawaii		0	21															

Seattle

Through Games Of Through May 13, 2012

RPI	S	Opponent	Score	
238	H	North Dakota	11	4
238	N	North Dakota	2	1
238	N	North Dakota	6	7
254	N	Santa Clara	2	3
254	N	Santa Clara	3	2

Seattle

S
e
a
t
t
l
e

S
e
a
t
t
l
e

Average RPI Win:	248	WON-LOST RECORD	WINNING PCT. RANK	LAST 10 GAMES	STRENGTH OF SCHEDULE	OPP. STRENGTH OF SCHEDULE	TEAM RPI	ADJ RPI	CONF. RPI	ADJ CONF. RPI				
DIV. I ONLY		19-17-0	.52778 120	5-4-0	275	264	222	.42802 232	26	26				
DIV. I NON-CONF.		14-13-0	.51852 125	2-3-0	271	283	216	.43933 226	26	26				
<hr/>														
TOTALS	RPI 1-25	RPI 26-50		W-L RECORDS	RPI 51-100		RPI 101-150		RPI 150+					
19-17-0	0-0-0	0-0-0		OVERALL	0-5-0		0-0-0		19-12-0					
3-2-0	0-0-0	0-0-0		HOME	0-1-0		0-0-0		3-1-0					
3-5-0	0-0-0	0-0-0		AWAY	0-2-0		0-0-0		3-3-0					
13-10-0	0-0-0	0-0-0		NEUTRAL	0-2-0		0-0-0		13-8-0					
<hr/>														
14-13-0	0-0-0	0-0-0		NON-CONFERENCE	0-5-0		0-0-0		14-8-0					
1-2-0	0-0-0	0-0-0		HOME	0-1-0		0-0-0		1-1-0					
3-5-0	0-0-0	0-0-		AWAY	0-2-0		0-0-0		3-3-0					
10-6-0	0-0-0	0-0-0		NEUTRAL	0-2-0		0-0-0		10-4-0					
<hr/>														
5-4-0	0-0-0	0-0-0		CONFERENCE	0-0-0		0-0-0		5-4-0					
2-0-0	0-0-0	0-0-0		HOME	0-0-0		0-0-0		2-0-0					
0-0-0	0-0-0	0-0-0		AWAY	0-0-0		0-0-0		0-0-0					
3-4-0	0-0-0	0-0-0		NEUTRAL	0-0-0		0-0-0		3-4-0					
<hr/>														
RPI	S	Opponent	Score	RPI	S	Opponent	Score	RPI	S	Opponent	Score			
				62 A Nebraska				1	2	162 A Drake		0	5	
				62 H Nebraska				0	1	162 A Drake		0	1	
				72 N UNI				2	3	173 N Army		3	1	
				84 N Valparaiso				0	6	185 N Utah Valley		0	1	
				97 A Coastal Caro.				0	5	185 N Utah Valley		3	0	
								216 N Green Bay		1	7			
								238 H North Dakota		8	3			
								238 H North Dakota		2	0			
								238 N North Dakota		4	2			
								238 N North Dakota		1	2			
								238 N North Dakota		4	6			
								238 N North Dakota		0	3			
								239 N Houston Baptist		5	0			
								239 N Houston Baptist		1	3			
								239 N Houston Baptist		3	2			
								247 N Cleveland St.		2	4			
								248 N Dartmouth		5	0			
								250 N Savannah St.		3	1			
								255 N Rider		0	2			
								255 N Rider		3	0			
				257 A South Dakota		2	0							
				257 A South Dakota		1	0							
				257 H South Dakota		0	2							
				257 H South Dakota		11	0							
				259 N Wagner		10	2							
				270 N Columbia		2	1							
				273 N Manhattan		5	0							
<hr/>														
Non-Div. I Games:	Sioux Falls	9	3	Neb.-Kearney	7	3	Sioux Falls	13	2	Neb.-Kearney	8	0		
	Peru St.	1	0							Neb. Omaha				

RPI	S	Opponent	Score	
274	N	Bucknell	2	0
275	A	Alabama St.	12	4
275	A	Alabama St.	0	4
287	N	Saint Peter's	7	1

Neb. Omaha

N
e
b
.
O
m
a
h
a

N
e
b
.
O
m
a
h
a

Average RPI Win:		173	WON-LOST RECORD		WINNING PCT. RANK		LAST 10 GAMES		STRENGTH OF SCHEDULE		OPP. STRENGTH OF SCHEDULE		TEAM RPI	ADJ RPI		CONF. RPI	ADJ CONF. RPI		
Average RPI Loss:		121																	
DIV. I ONLY			13-39-0		.25	266	3-7-0		139		152		239	.42738	233	23	22		
DIV. I NON-CONF.			6-25-0		.19355	261	0-0-0		131		112		242	.4282	235	20	19		
TOTALS		RPI 1-25		RPI 26-50		W-L RECORDS		RPI 51-100		RPI 101-150		RPI 150+							
13-39-0		0-3-0		0-0-0		OVERALL		1-13-0		5-13-0		7-10-0							
4-15-0		0-1-0		0-0-0		HOME		0-4-0		3-5-0		1-5-0							
5-15-0		0-0-0		0-0-0		AWAY		1-5-0		2-6-0		2-4-0							
4-9-0		0-2-0		0-0-0		NEUTRAL		0-4-0		0-2-0		4-1-0							
6-25-0		0-3-0		0-0-0		NON-CONFERENCE		1-13-0		1-5-0		4-4-0							
1-6-0		0-1-0		0-0-0		HOME		0-4-0		0-0-0		1-1-0							
2-10-0		0-0-0		0-0-		AWAY		1-5-0		1-3-0		0-2-0							
3-9-0		0-2-0		0-0-0		NEUTRAL		0-4-0		0-2-0		3-1-0							
7-14-0		0-0-0		0-0-0		CONFERENCE		0-0-0		4-8-0		3-6-0							
3-9-0		0-0-0		0-0-0		HOME		0-0-0		3-5-0		0-4-0							
3-5-0		0-0-0		0-0-0		AWAY		0-0-0		1-3-0		2-2-0							
1-0-0		0-0-0		0-0-0		NEUTRAL		0-0-0		0-0-0		1-0-0							
RPI	S	Opponent		Score		RPI	S	Opponent		Score		RPI	S	Opponent		Score			
6	N	Oklahoma		0	6					69	N	Minnesota	0	10	104	A	UC Santa Barbara	1	3
18	H	Washington		4	15					71	N	Utah	2	5	104	A	UC Santa Barbara	3	4
18	N	Washington		0	12					84	N	Valparaiso	2	10	109	A	UNLV	2	6
										91	H	Connecticut	0	15	116	N	Quinnipiac	1	3
										91	H	Connecticut	0	9	119	H	San Diego	1	6
										94	A	San Jose St.	3	4	119	H	San Diego	4	3
										94	A	San Jose St.	4	1	119	H	San Diego	1	2
										94	A	San Jose St.	3	6	119	H	San Diego	0	5
										94	A	San Jose St.	1	9	122	H	Loyola Marymount	0	5
										96	H	Pacific	3	9	122	H	Loyola Marymount	4	9
										96	H	Pacific	0	10	122	H	Loyola Marymount	7	6
										98	A	New Mexico	0	8	122	H	Loyola Marymount	9	3
										98	A	New Mexico	11	18	130	N	Kent St.	5	11
										100	N	Harvard	0	2	132	A	UC Davis	2	1
															134	A	Sacramento St.	5	3
															134	A	Sacramento St.	1	7
															134	A	Sacramento St.	4	5
															134	A	Sacramento St.	4	12
															155	H	St. Mary's (CA)	3	12
															155	H	St. Mary's (CA)	5	10
															155	H	St. Mary's (CA)	5	12
															155	H	St. Mary's (CA)	0	7
															181	N	Maine	12	3
															181	N	Maine	14	0
															182	A	UC Riverside	1	2
															182	A	UC Riverside	3	4
															199	H	Cal St. Fullerton	8	7
				LAST 10 GAMES															
						254	A	Santa Clara	5	10	134	A	Sacramento St.	1	7				
						254	A	Santa Clara	10	5	134	A	Sacramento St.	5	3				
						254	A	Santa Clara	8	2	134	A	Sacramento St.	4	5				
						254	A	Santa Clara	5	8	155	H	St. Mary's (CA)	3	12				
						134	A	Sacramento St.	4	12	155	H	St. Mary's (CA)	0	7				

Non-Div. I Games:

CSU Bakersfield

C
S
U
B
a
k
e
r
s
f
i
e
l
d

RPI	S	Opponent	Score	
199	H	Cal St. Fullerton	1	4
213	N	Weber St.	5	4
238	N	North Dakota	1	15
238	N	North Dakota	3	1
254	A	Santa Clara	5	10
254	A	Santa Clara	5	8
254	A	Santa Clara	8	2
254	A	Santa Clara	10	5

CSU Bakersfield

C
S
U
B
a
k
e
r
s
f
i
e
l
d

Average RPI Win: 175		WON-LOST	WINNING	LAST 10	STRENGTH OF		OPP. STRENGTH	TEAM	ADJ	CONF.	ADJ CONF.
Average RPI Loss: 131		RECORD	PCT. RANK	GAMES	SCHEDULE		OF SCHEDULE	RPI	RPI	RPI	RPI
DIV. I ONLY		12-36-0	.25	266	5-5-0		158	153	248	.42687	234
DIV. I NON-CONF.		5-21-0	.19231	264	1-1-0		89	82	229	.44267	222
TOTALS		RPI 1-25	RPI 26-50		W-L RECORDS		RPI 51-100		RPI 101-150		RPI 150+
12-36-0		0-4-0	1-1-0		OVERALL		0-7-0		2-10-0		9-14-0
5-7-0		0-0-0	1-0-0		HOME		0-2-0		0-0-0		4-5-0
4-15-0		0-0-0	0-1-0		AWAY		0-0-0		1-7-0		3-7-0
3-14-0		0-4-0	0-0-0		NEUTRAL		0-5-0		1-3-0		2-2-0
5-21-0		0-4-0	1-1-0		NON-CONFERENCE		0-7-0		1-5-0		3-4-0
2-2-0		0-0-0	1-0-0		HOME		0-2-0		0-0-0		1-0-0
0-7-0		0-0-0	0-0-		AWAY		0-0-0		0-4-0		0-2-0
3-12-0		0-4-0	0-0-0		NEUTRAL		0-5-0		1-1-0		2-2-0
7-15-0		0-0-0	0-0-0		CONFERENCE		0-0-0		1-5-0		6-10-0
3-5-0		0-0-0	0-0-0		HOME		0-0-0		0-0-0		3-5-0
4-8-0		0-0-0	0-0-0		AWAY		0-0-0		1-3-0		3-5-0
0-2-0		0-0-0	0-0-0		NEUTRAL		0-0-0		0-2-0		0-0-0
RPI S	Opponent	Score	RPI S	Opponent	Score	RPI S	Opponent	Score	RPI S	Opponent	Score
18 N	Washington	2 10	33 A	BYU	2 5	58 H	Boise St.	6 7	108 N	McNeese St.	2 4
20 N	Hawaii	0 14	33 H	BYU	7 4	62 N	Nebraska	4 12	109 A	UNLV	1 7
23 N	Texas Tech	4 8				69 N	Minnesota	2 10	128 A	Portland St.	0 1
24 N	Oregon St.	3 16				71 H	Utah	2 10	128 A	Portland St.	1 2
						89 N	Ohio St.	2 6	128 A	Portland St.	0 7
						94 N	San Jose St.	4 10	128 A	Portland St.	3 2
						98 N	New Mexico	8 9	132 A	UC Davis	0 7
									132 A	UC Davis	2 3
									132 A	UC Davis	0 5
									134 N	Sacramento St.	2 10
									134 N	Sacramento St.	0 1
									146 N	Memphis	12 4
									152 N	Bradley	16 1
									178 N	Ill.-Chicago	0 7
									178 N	Ill.-Chicago	2 5
									180 A	Utah St.	0 2
									180 H	Utah St.	1 0
									182 A	UC Riverside	2 3
									185 H	Utah Valley	2 4
									185 H	Utah Valley	6 1
									185 H	Utah Valley	6 5
									185 H	Utah Valley	2 3
									192 A	Northern Colo.	10 9
									192 A	Northern Colo.	6 8
									192 A	Northern Colo.	10 11
									192 A	Northern Colo.	4 2
									213 A	Weber St.	10 2
LAST 10 GAMES			LAST 10 GAMES			LAST 10 GAMES			LAST 10 GAMES		
185 H	Utah Valley	2 4	180 H	Utah St.	1 0	185 H	Utah Valley	2 3	192 A	Northern Colo.	10 9
185 H	Utah Valley	2 3	192 A	Northern Colo.	10 9	185 H	Utah Valley	6 5	192 A	Northern Colo.	10 11
185 H	Utah Valley	6 5	192 A	Northern Colo.	6 8	185 H	Utah Valley	6 1	192 A	Northern Colo.	4 2
185 H	Utah Valley	6 1	192 A	Northern Colo.	10 11	180 A	Utah St.	0 2			
180 A	Utah St.	0 2									

Non-Div. I Games:

Idaho St.

RPI	S	Opponent	Score
213	A	Weber St.	6 15
213	A	Weber St.	0 8
213	A	Weber St.	5 6
231	H	Seattle	0 4
231	H	Seattle	4 2
231	H	Seattle	3 5
231	H	Seattle	3 5
257	N	South Dakota	6 4

Idaho
host.

I
d
a
h
o
s
t
.

E
v
a
n
s
v
i
l
l
e

Evansville

Evansville

[illegible]

Non-Div. I Games:

Canisius

RPI	S	Opponent	Score	
249	H	Siena	9	8
249	H	Siena	6	3
252	H	Mt. St. Mary's	6	8
252	H	Mt. St. Mary's	1	0
255	H	Rider	3	2
255	H	Rider	8	2
258	A	Niagara	4	3
258	A	Niagara	3	2
260	A	UMBC	4	6
263	A	Coppin St.	3	4
273	A	Manhattan	0	4
273	A	Manhattan	5	0
287	A	Saint Peter's	11	2
287	A	Saint Peter's	5	3

Canisius

C
a
n
i
s
i
u
s

C
a
n
i
s
i
u
s

Average RPI Win:	185	WON-LOST RECORD	WINNING PCT. RANK	LAST 10 GAMES	STRENGTH OF SCHEDULE	OPP. STRENGTH OF SCHEDULE	TEAM RPI	ADJ RPI	CONF. RPI	ADJ CONF. RPI	
DIV. I ONLY	13-27-1	.32927	230	3-7-0	203	204	240	.42453	237	21	24
DIV. I NON-CONF.	8-11-1	.425	171	2-0-0	205	202	202	.45827	202	21	22
TOTALS	RPI 1-25	RPI 26-50	W-L RECORDS		RPI 51-100	RPI 101-150	RPI 150+				
13-27-1	0-0-0	0-0-0	OVERALL		2-6-0	2-10-1	9-11-0				
7-5-1	0-0-0	0-0-0	HOME		1-2-0	2-2-1	4-1-0				
2-16-0	0-0-0	0-0-0	AWAY		0-4-0	0-3-0	2-9-0				
4-6-0	0-0-0	0-0-0	NEUTRAL		1-0-0	0-5-0	3-1-0				
8-11-1	0-0-0	0-0-0	NON-CONFERENCE		1-1-0	1-5-1	6-5-0				
3-0-1	0-0-0	0-0-0	HOME		0-0-0	1-0-1	2-0-0				
1-5-0	0-0-0	0-0-	AWAY		0-1-0	0-0-0	1-4-0				
4-6-0	0-0-0	0-0-0	NEUTRAL		1-0-0	0-5-0	3-1-0				
5-16-0	0-0-0	0-0-0	CONFERENCE		1-5-0	1-5-0	3-6-0				
4-5-0	0-0-0	0-0-0	HOME		1-2-0	1-2-0	2-1-0				
1-11-0	0-0-0	0-0-0	AWAY		0-3-0	0-3-0	1-5-0				
0-0-0	0-0-0	0-0-0	NEUTRAL		0-0-0	0-0-0	0-0-0				
RPI S	Opponent	Score	RPI S	Opponent	Score	RPI S	Opponent	Score	RPI S	Opponent	Score
						62 A	Nebraska	0 8	119 N	Central Mich.	0 2
						76 H	North Dakota St.	8 5	135 H	Creighton	1 0
						76 H	North Dakota St.	2 6	135 H	Creighton	1 1
						76 H	North Dakota St.	0 2	135 N	Creighton	1 8
						77 A	IPFW	0 8	137 N	Villanova	0 8
						77 A	IPFW	0 1	138 N	Central Ark.	1 2
						77 A	IPFW	0 10	142 N	Missouri St.	2 7
						81 N	Fla. Gulf Coast	2 1	143 A	Southern Utah	0 7
									143 A	Southern Utah	0 8
									143 A	Southern Utah	0 10
									149 H	UMKC	1 12
									149 H	UMKC	1 9
									149 H	UMKC	4 0
									162 H	Drake	6 2
									162 H	Drake	4 3
									176 A	Western Ill.	1 13
									176 A	Western Ill.	2 7
									176 A	Western Ill.	3 9
									192 A	Northern Colo.	7 8
									192 A	Northern Colo.	2 3
									192 A	Northern Colo.	1 2
									200 N	Wichita St.	1 4
									204 N	Toledo	4 3
									204 N	Toledo	7 3
									204 N	Toledo	9 7
									238 A	North Dakota	3 4
									238 A	North Dakota	5 3
LAST 10 GAMES											
									143 A	Southern Utah	0 7
									143 A	Southern Utah	0 8
									143 A	Southern Utah	0 10
									272 A	Oakland	3 5
									272 A	Oakland	5 6

Non-Div. I Games:

South Dakota St.

RPI	S	Opponent	Score	
257	H	South Dakota	1	0
257	H	South Dakota	2	3
257	H	South Dakota	8	4
272	A	Oakland	5	6
272	A	Oakland	6	2
272	A	Oakland	3	5

South Dakota St.

S
o
u
t
h
D
a
k
o
t
a
S
t
.

S
o
u
t
h
D
a
k
o
t
a
S
t
.

Average RPI Win:	210	WON-LOST RECORD	WINNING PCT. RANK	LAST 10 GAMES		STRENGTH OF SCHEDULE	OPP. STRENGTH OF SCHEDULE	TEAM RPI	ADJ RPI	CONF. RPI	ADJ CONF. RPI					
DIV. I ONLY		16-29-0	.35556	223	5-5-0	226	198	238	.42353	238	26	26				
DIV. I NON-CONF.		13-24-0	.35135	219	5-2-0	243	167	238	.42462	241	26	26				
<hr/>																
TOTALS		RPI 1-25		RPI 26-50		W-L RECORDS		RPI 51-100		RPI 101-150		RPI 150+				
16-29-0		0-3-0		0-1-0		OVERALL		1-5-0		2-2-0		13-18-0				
5-1-0		0-0-0		0-0-0		HOME		0-0-0		0-0-0		5-1-0				
3-9-0		0-3-0		0-0-0		AWAY		0-2-0		1-0-0		2-4-0				
8-19-0		0-0-0		0-1-0		NEUTRAL		1-3-0		1-2-0		6-13-0				
13-24-0		0-3-0		0-1-0		NON-CONFERENCE		1-5-0		2-2-0		10-13-0				
5-1-0		0-0-0		0-0-0		HOME		0-0-0		0-0-0		5-1-0				
3-7-0		0-3-0		0-0-		AWAY		0-2-0		1-0-0		2-2-0				
5-16-0		0-0-0		0-1-0		NEUTRAL		1-3-0		1-2-0		3-10-0				
3-5-0		0-0-0		0-0-0		CONFERENCE		0-0-0		0-0-0		3-5-0				
0-0-0		0-0-0		0-0-0		HOME		0-0-0		0-0-0		0-0-0				
0-2-0		0-0-0		0-0-0		AWAY		0-0-0		0-0-0		0-2-0				
3-3-0		0-0-0		0-0-0		NEUTRAL		0-0-0		0-0-0		3-3-0				
RPI	S	Opponent	Score		RPI	S	Opponent	Score		RPI	S	Opponent	Score			
11	A	Arizona	2	14	40	N	UAB	8	9	71	N	Utah	2	18		
18	A	Washington	4	12						71	N	Utah	3	4		
18	A	Washington	0	4						72	N	UNI	8	4		
										79	N	Western Ky.	2	9		
										98	A	New Mexico	8	13		
										98	A	New Mexico	0	8		
												119	N	Central Mich.	0	7
												143	N	Southern Utah	1	4
												143	N	Southern Utah	6	1
												145	A	A&M-Corpus Christi	2	0
												162	N	Drake	4	3
												166	N	UTSA	4	6
												176	N	Western Ill.	0	4
												178	N	Ill.-Chicago	7	12
												185	N	Utah Valley	2	3
												185	N	Utah Valley	2	5
												185	N	Utah Valley	3	7
												190	N	Michigan St.	6	8
												194	N	Wright St.	1	7
												216	H	Green Bay	7	4
												216	H	Green Bay	10	8
												231	A	Seattle	5	4
												231	A	Seattle	4	11
												231	N	Seattle	1	2
												231	N	Seattle	7	6
												232	A	Neb. Omaha	3	8
												232	A	Neb. Omaha	0	2
												232	N	Neb. Omaha	2	4
												232	N	Neb. Omaha	3	0
												232	N	Neb. Omaha	6	4
												232	N	Neb. Omaha	2	1
												233	N	CSU Bakersfield	1	3
												233	N	CSU Bakersfield	15	1
<hr/>																
LAST 10 GAMES					LAST 10 GAMES					LAST 10 GAMES						

Non-Div. I Games:	Jamestown	9	2	Jamestown	10	0
-------------------	-----------	---	---	-----------	----	---

North Dakota

North Dakota

RPI	S	Opponent	Score	
238	N	North Dakota	8	2
238	N	North Dakota	2	1
241	A	Jackson St.	2	3
241	A	Jackson St.	4	5
241	A	Jackson St.	6	3
242	H	Texas Southern	3	2
242	H	Texas Southern	9	0
270	N	Columbia	5	0
271	H	Prairie View	4	5
271	H	Prairie View	4	2
284	N	Ark.-Pine Bluff	1	0
284	N	Ark.-Pine Bluff	4	3
287	N	Saint Peter's	0	2

Houston Baptist

H
o
u
s
t
o
n
B
a
p
t
i
s
t

H
o
u
s
t
o
n
B
a
p
t
i
s
t

Tie, Loss, Non-Conf,S Site, H Home, A Away, N Neutral Page 410

RPI	S	Opponent	Score	
265	H	George Mason	3	5
265	H	George Mason	4	13
267	H	UNC Wilmington	3	1
267	H	UNC Wilmington	2	4
267	H	UNC Wilmington	12	2
274	H	Bucknell	7	2
274	H	Bucknell	7	2
279	H	Lafayette	9	4
285	N	N.C. Central	20	1
285	N	N.C. Central	6	5

Drexel

D
r
e
x
e
l

D
r
e
x
e
l

[illegible]

J a c k s o n s t .

Jackson, S. T.

Jackson St.

Average RPI Win: 280		WON-LOST RECORD		WINNING PCT. RANK		LAST 10 GAMES		STRENGTH OF SCHEDULE		OPP. STRENGTH OF SCHEDULE		TEAM RPI		ADJ RPI		CONF. RPI		ADJ CONF. RPI	
DIV. I ONLY		17-13-0		.56667 100		7-3-0		281		286		233		.41708 242		31		31	
DIV. I NON-CONF.		0-8-0		0 286		0-1-0		224		164		281		.33782 281		31		31	
TOTALS		RPI 1-25		RPI 26-50		W-L RECORDS		RPI 51-100		RPI 101-150		RPI 150+							
17-13-0		0-0-0		0-1-0		OVERALL		0-0-0		0-3-0		17-9-0							
8-0-0		0-0-0		0-0-0		HOME		0-0-0		0-0-0		8-0-0							
6-7-0		0-0-0		0-1-0		AWAY		0-0-0		0-2-0		6-4-0							
3-6-0		0-0-0		0-0-0		NEUTRAL		0-0-0		0-1-0		3-5-0							
0-8-0		0-0-0		0-1-0		NON-CONFERENCE		0-0-0		0-2-0		0-5-0							
0-0-0		0-0-0		0-0-0		HOME		0-0-0		0-0-0		0-0-0							
0-7-0		0-0-0		0-0-		AWAY		0-0-0		0-2-0		0-4-0							
0-1-0		0-0-0		0-0-0		NEUTRAL		0-0-0		0-0-0		0-1-0							
17-5-0		0-0-0		0-0-0		CONFERENCE		0-0-0		0-1-0		17-4-0							
8-0-0		0-0-0		0-0-0		HOME		0-0-0		0-0-0		8-0-0							
6-0-0		0-0-0		0-0-0		AWAY		0-0-0		0-0-0		6-0-0							
3-5-0		0-0-0		0-0-0		NEUTRAL		0-0-0		0-1-0		3-4-0							
RPI	S	Opponent	Score	RPI	S	Opponent	Score	RPI	S	Opponent	Score	RPI	S	Opponent	Score				
				42	A	Houston	4 12					107	A	Sam Houston St.	3 8				
												107	A	Sam Houston St.	0 5				
												148	N	Mississippi Val.	2 3				
												166	A	UTSA	3 11				
												166	A	UTSA	7 12				
												221	N	Texas-Arlington	0 9				
												239	A	Houston Baptist	2 3				
												239	A	Houston Baptist	0 9				
												241	N	Jackson St.	1 2				
												241	N	Jackson St.	0 8				
												241	N	Jackson St.	1 2				
												271	A	Prairie View	3 1				
												271	A	Prairie View	5 1				
												271	A	Prairie View	8 0				
												271	H	Prairie View	2 1				
												271	H	Prairie View	8 3				
												275	N	Alabama St.	0 10				
												275	N	Alabama St.	5 1				
												275	N	Alabama St.	9 5				
												283	N	Alabama A&M	10 0				
												284	H	Ark.-Pine Bluff	3 2				
				LAST 10 GAMES								284	H	Ark.-Pine Bluff	14 3				
				241	N	Jackson St.	1 2	286	A	Grambling	8 3	284	H	Ark.-Pine Bluff	11 2				
				275	N	Alabama St.	5 1	286	A	Grambling	9 1	286	A	Grambling	13 2				
				241	N	Jackson St.	0 8	42	A	Houston	4 12	286	A	Grambling	9 1				
				275	N	Alabama St.	9 5	271	A	Prairie View	3 1	286	A	Grambling	8 3				
				286	A	Grambling	13 2	271	A	Prairie View	5 1	288	H	Southern U.	8 0				
Non-Div. I Games:		Huston-Tillotson		11	2	Langston		7	2	Our Lady Of The Lake		8	7	Houston-Victoria		3	6		
		Huston-Victoria		0	4	Our Lady Of The Lake		0	5	Ashford		6	3	Huston-Tillotson		8	4		

Texas Southern						Through Games Of				Through May 13, 2012			
Non-Div. I Games:	Langston	5	3	Our Lady Of The Lake	13	3	Our Lady Of The Lake	9	8	RPI	Ashford	10	Score
	Huston-Tillotson	4	1	Huston-Tillotson	9	4				288	H Southern U.	9	8
										288	H Southern U.	4	3
Texas Southern													

Average RPI Win:		209	WON-LOST RECORD		WINNING PCT. RANK	LAST 10 GAMES		STRENGTH OF SCHEDULE		OPP. STRENGTH OF SCHEDULE	TEAM RPI	ADJ RPI	CONF. RPI	ADJ CONF. RPI
Average RPI Loss:		143	15-34-0		.30612 242	5-5-0		209		219	253	.41598 243	18	18
DIV. I ONLY			10-19-0		.34483 220	2-0-0		220		254	241	.42539 239	16	16
DIV. I NON-CONF.														
TOTALS		RPI 1-25	RPI 26-50		W-L RECORDS		RPI 51-100		RPI 101-150		RPI 150+			
15-34-0		0-1-0	1-6-0		OVERALL		0-3-0		2-8-0		12-16-0			
8-11-0		0-0-0	1-1-0		HOME		0-0-0		2-3-0		5-7-0			
6-12-0		0-0-0	0-4-0		AWAY		0-0-0		0-5-0		6-3-0			
1-11-0		0-1-0	0-1-0		NEUTRAL		0-3-0		0-0-0		1-6-0			
10-19-0		0-1-0	1-4-0		NON-CONFERENCE		0-3-0		1-1-0		8-10-0			
4-5-0		0-0-0	1-1-0		HOME		0-0-0		1-0-0		2-4-0			
5-3-0		0-0-0	0-0-0		AWAY		0-0-0		0-1-0		5-0-0			
1-11-0		0-1-0	0-1-0		NEUTRAL		0-3-0		0-0-0		1-6-0			
5-15-0		0-0-0	0-2-0		CONFERENCE		0-0-0		1-7-0		4-6-0			
4-6-0		0-0-0	0-0-0		HOME		0-0-0		1-3-0		3-3-0			
1-9-0		0-0-0	0-2-0		AWAY		0-0-0		0-4-0		1-3-0			
0-0-0		0-0-0	0-0-0		NEUTRAL		0-0-0		0-0-0		0-0-0			
RPI S	Opponent	Score	RPI S	Opponent	Score	RPI S	Opponent	Score	RPI S	Opponent	Score	RPI S	Opponent	Score
21 N	Georgia Tech	0 8	27 A	LSU	0 7	74 N	Southern Ill.	3 11	107 A	Sam Houston St.	0 3			
			39 A	Texas St.	0 10	75 N	Georgia St.	0 12	107 A	Sam Houston St.	0 1			
			39 A	Texas St.	0 3	92 N	Indiana	1 2	108 H	McNeese St.	2 8			
			43 A	South Ala.	1 16				108 H	McNeese St.	4 0			
			43 H	South Ala.	9 8				138 H	Central Ark.	0 2			
			43 N	South Ala.	1 8				138 H	Central Ark.	3 5			
			46 H	Kansas	0 11				139 A	Jacksonville St.	10 15			
									145 A	A&M-Corpus Christi	1 3			
									145 A	A&M-Corpus Christi	0 4			
									148 H	Mississippi Val.	3 0			
									152 N	Bradley	3 6			
									158 N	Eastern Ky.	1 5			
									166 H	UTSA	0 4			
									166 H	UTSA	4 1			
									175 H	Akron	3 8			
									177 H	Northern Ill.	10 2			
									192 H	Northern Colo.	5 6			
									195 N	Campbell	2 3			
									196 N	Elon	5 7			
									207 H	Southern Miss.	3 2			
									208 N	Western Caro.	4 5			
									212 H	Stephen F. Austin	1 9			
									212 H	Stephen F. Austin	5 7			
									221 H	Texas-Arlington	6 0			
									221 H	Texas-Arlington	4 3			
									223 N	Morehead St.	2 3			
									227 A	Nicholls St.	0 8			
LAST 10 GAMES			LAST 10 GAMES			LAST 10 GAMES			LAST 10 GAMES			LAST 10 GAMES		
			221 H	Texas-Arlington	6 0				212 H	Stephen F. Austin	5 7			
			221 H	Texas-Arlington	4 3				230 A	Northwestern St.	3 4			
			286 A	Grambling	13 3				230 A	Northwestern St.	10 2			
			286 A	Grambling	17 4				107 A	Sam Houston St.	0 3			
			212 H	Stephen F. Austin	1 9				107 A	Sam Houston St.	0 1			

Non-Div. I Games:

Southeastern La.

RPI	S	Opponent	Score	
227	A	Nicholls St.	2	10
230	A	Northwestern St.	3	4
230	A	Northwestern St.	10	2
241	A	Jackson St.	3	2
241	A	Jackson St.	2	0
275	N	Alabama St.	12	2
286	A	Grambling	17	4
286	A	Grambling	13	3
288	A	Southern U.	12	8
288	H	Southern U.	4	12
288	H	Southern U.	6	8

Southeastern La.

S
o
u
t
h
e
a
s
t
e
r
n
L
a
.

S
o
u
t
h
e
a
s
t
e
r
n
L
a
.

Average RPI Win: 241		WON-LOST RECORD		WINNING PCT. RANK		LAST 10 GAMES		STRENGTH OF SCHEDULE		OPP. STRENGTH OF SCHEDULE		TEAM RPI		ADJ RPI		CONF. RPI		ADJ CONF. RPI	
DIV. I ONLY		18-28-0		.3913 206		3-7-0		251		242		242		.4157 244		29		29	
DIV. I NON-CONF.		6-18-0		.25 248		0-2-0		217		138		252		.41178 250		29		29	
TOTALS		RPI 1-25		RPI 26-50		W-L RECORDS		RPI 51-100		RPI 101-150		RPI 150+							
18-28-0		0-1-0		0-0-0		OVERALL		0-7-0		0-7-0		18-13-0							
8-5-0		0-0-0		0-0-0		HOME		0-1-0		0-1-0		8-3-0							
6-14-0		0-1-0		0-0-0		AWAY		0-2-0		0-4-0		6-7-0							
4-9-0		0-0-0		0-0-0		NEUTRAL		0-4-0		0-2-0		4-3-0							
6-18-0		0-1-0		0-0-0		NON-CONFERENCE		0-7-0		0-3-0		6-7-0							
2-3-0		0-0-0		0-0-0		HOME		0-1-0		0-1-0		2-1-0							
0-7-0		0-1-0		0-0-		AWAY		0-2-0		0-0-0		0-4-0							
4-8-0		0-0-0		0-0-0		NEUTRAL		0-4-0		0-2-0		4-2-0							
12-10-0		0-0-0		0-0-0		CONFERENCE		0-0-0		0-4-0		12-6-0							
6-2-0		0-0-0		0-0-0		HOME		0-0-0		0-0-0		6-2-0							
6-7-0		0-0-0		0-0-0		AWAY		0-0-0		0-4-0		6-3-0							
0-1-0		0-0-0		0-0-0		NEUTRAL		0-0-0		0-0-0		0-1-0							
RPI	S	Opponent		Score		RPI	S	Opponent		Score		RPI	S	Opponent		Score			
22	A	Syracuse		0 6								126	A	Lehigh		0 10			
								60 A Virginia		2 13		126	A	Lehigh		2 10			
								67 N Rutgers		0 3		126	A	Lehigh		0 8			
								71 N Utah		1 2		126	A	Lehigh		3 4			
								71 N Utah		0 8		126	A	Lehigh		0 6			
								81 A Fla. Gulf Coast		3 8		130	N	Kent St.		3 4			
								86 H Albany (NY)		0 8		144	H	Ohio		0 7			
								88 N Stony Brook		4 9		144	N	Ohio		2 6			
												156	A	Fla. Atlantic		2 3			
												156	A	Fla. Atlantic		1 2			
												159	A	Binghamton		2 7			
												159	A	Binghamton		2 1			
												163	N	Iona		4 9			
												171	N	Saint Joseph's		4 8			
												173	H	Army		7 0			
												173	H	Army		4 1			
												173	H	Army		5 4			
												173	H	Army		3 4			
												173	N	Army		3 2			
												202	H	Cornell		1 0			
												210	N	Saint Francis (PA)		5 4			
												236	N	Canisius		1 8			
												249	H	Siena		4 1			
												249	H	Siena		8 0			
												266	N	Hartford		2 3			
												266	N	Hartford		4 3			
												274	A	Bucknell		5 0			
												274	A	Bucknell					
LAST 10 GAMES																			
		279 A Lafayette		1 2				277 H Holy Cross		3 0				249 H Siena		4 1			
		173 N Army		3 4				277 H Holy Cross		2 5				266 N Hartford		8 0			
		159 A Binghamton		1 2				277 H Holy Cross		10 2				266 N Hartford		2 3			
		159 A Binghamton		2 7				126 A Lehigh		0 8				274 A Bucknell		4 3			
		277 H Holy Cross		7 2				126 A Lehigh		2 10				274 A Bucknell		5 0			

RPI	S	Opponent	Score	
274	A	Bucknell	11	1
274	A	Bucknell	2	0
277	H	Holy Cross	7	2
277	H	Holy Cross	3	0
277	H	Holy Cross	2	5
277	H	Holy Cross	10	2
279	A	Lafayette	2	3
279	A	Lafayette	1	3
279	A	Lafayette	1	2
279	A	Lafayette	9	1
279	A	Lafayette	11	5

Colgate

C
o
l
g
a
t
e

C
o
l
g
a
t
e

Average RPI Win:	206	WON-LOST	WINNING	LAST 10	STRENGTH OF	OPP. STRENGTH	TEAM	ADJ	CONF.	ADJ CONF.		
Average RPI Loss:	167	RECORD	PCT. RANK	GAMES	SCHEDULE	OF SCHEDULE	RPI	RPI	RPI	RPI		
DIV. I ONLY		20-33-0	.37736	213	4-6-0	263	209	254	.41547	245	16	17
DIV. I NON-CONF.		11-18-0	.37931	200	2-0-0	287	248	267	.38175	266	19	17
<hr/>												
TOTALS	RPI 1-25	RPI 26-50		W-L RECORDS		RPI 51-100		RPI 101-150		RPI 150+		
20-33-0	0-0-0	0-1-0		OVERALL		1-6-0		3-3-0		16-23-0		
9-9-0	0-0-0	0-0-0		HOME		0-3-0		0-0-0		9-6-0		
8-15-0	0-0-0	0-1-0		AWAY		1-2-0		3-3-0		4-9-0		
3-9-0	0-0-0	0-0-0		NEUTRAL		0-1-0		0-0-0		3-8-0		
<hr/>												
11-18-0	0-0-0	0-1-0		NON-CONFERENCE		0-0-0		1-2-0		10-15-0		
5-3-0	0-0-0	0-0-0		HOME		0-0-0		0-0-0		5-3-0		
4-8-0	0-0-0	0-0-		AWAY		0-0-0		1-2-0		3-5-0		
2-7-0	0-0-0	0-0-0		NEUTRAL		0-0-0		0-0-0		2-7-0		
<hr/>												
9-15-0	0-0-0	0-0-0		CONFERENCE		1-6-0		2-1-0		6-8-0		
4-6-0	0-0-0	0-0-0		HOME		0-3-0		0-0-0		4-3-0		
4-7-0	0-0-0	0-0-0		AWAY		1-2-0		2-1-0		1-4-0		
1-2-0	0-0-0	0-0-0		NEUTRAL		0-1-0		0-0-0		1-1-0		
<hr/>												
RPI S	Opponent	Score	RPI S	Opponent	Score	RPI S	Opponent	Score	RPI S	Opponent	Score	
			31 A	Auburn	0 8	55 A	Radford	4 0	101 A	South Carolina	1 8	
						55 A	Radford	2 7	118 A	Charleston So.	2 3	
						55 A	Radford	2 4	118 A	Charleston So.	6 1	
						97 H	Coastal Caro.	2 11	118 A	Charleston So.	2 1	
						97 H	Coastal Caro.	2 8	136 A	Mercer	0 12	
						97 H	Coastal Caro.	0 5	136 A	Mercer	9 0	
						97 N	Coastal Caro.	0 8	151 A	Charlotte	9 4	
									153 N	James Madison	0 4	
									154 N	Louisiana Tech	7 2	
									157 A	Gardner-Webb	1 7	
									157 A	Gardner-Webb	2 3	
									157 H	Gardner-Webb	4 6	
									157 N	Gardner-Webb	9 11	
									188 N	Appalachian St.	5 6	
									189 N	George Washington	0 5	
									195 A	Campbell	4 3	
									195 A	Campbell	0 8	
									195 A	Campbell	1 3	
									196 A	Elon	0 2	
									196 N	Elon	5 11	
									196 N	Elon	1 2	
			LAST 10 GAMES						201 H	Winthrop	12 11	
			157 N	Gardner-Webb	9 11	195 A	Campbell	4 3	201 H	Winthrop	6 1	
			97 N	Coastal Caro.	0 8	276 H	N.C. A&T	6 0	201 H	Winthrop	3 1	
			222 N	Liberty	4 1	276 H	N.C. A&T	11 9	205 A	Furman	1 3	
			195 A	Campbell	0 8	157 A	Gardner-Webb	2 3	205 A	Furman	3 4	
			195 A	Campbell	1 3	157 A	Gardner-Webb	1 7	205 H	Furman	1 2	

Non-Div. I Games:

Presbyterian

RPI	S	Opponent	Score	
205	H	Furman	2	7
222	H	Liberty	1	3
222	H	Liberty	1	4
222	H	Liberty	4	3
222	N	Liberty	4	1
225	A	East Tenn. St.	4	5
225	A	East Tenn. St.	5	4
240	N	Drexel	5	6
250	A	Savannah St.	3	4
250	A	Savannah St.	2	0
251	N	Delaware	1	2
267	H	UNC Wilmington	0	6
267	H	UNC Wilmington	3	2
274	N	Bucknell	8	3
276	H	N.C. A&T	6	0
276	H	N.C. A&T	11	9
285	H	N.C. Central	5	2
285	H	N.C. Central	4	0

Presbyterian

P
r
e
s
b
y
t
e
r
i
a
n

P
r
e
s
b
y
t
e
r
i
a
n

Average RPI Win: 227		WON-LOST RECORD		WINNING PCT. RANK		LAST 10 GAMES		STRENGTH OF SCHEDULE		OPP. STRENGTH OF SCHEDULE		TEAM RPI		ADJ RPI		CONF. RPI		ADJ CONF. RPI	
DIV. I ONLY		14-32-0		.30435 243		2-8-0		171		249		243		.41545 246		27		27	
DIV. I NON-CONF.		6-20-0		.23077 255		0-2-0		123		209		237		.4255 238		27		27	
TOTALS		RPI 1-25		RPI 26-50		W-L RECORDS		RPI 51-100		RPI 101-150		RPI 150+							
14-32-0		0-1-0		0-4-0		OVERALL		0-4-0		2-7-0		12-16-0							
6-10-0		0-0-0		0-0-0		HOME		0-2-0		1-3-0		5-5-0							
5-15-0		0-1-0		0-3-0		AWAY		0-2-0		0-3-0		5-6-0							
3-7-0		0-0-0		0-1-0		NEUTRAL		0-0-0		1-1-0		2-5-0							
6-20-0		0-1-0		0-4-0		NON-CONFERENCE		0-2-0		1-4-0		5-9-0							
3-1-0		0-0-0		0-0-0		HOME		0-0-0		0-0-0		3-1-0							
0-12-0		0-1-0		0-0-		AWAY		0-2-0		0-3-0		0-3-0							
3-7-0		0-0-0		0-1-0		NEUTRAL		0-0-0		1-1-0		2-5-0							
8-12-0		0-0-0		0-0-0		CONFERENCE		0-2-0		1-3-0		7-7-0							
3-9-0		0-0-0		0-0-0		HOME		0-2-0		1-3-0		2-4-0							
5-3-0		0-0-0		0-0-0		AWAY		0-0-0		0-0-0		5-3-0							
0-0-0		0-0-0		0-0-0		NEUTRAL		0-0-0		0-0-0		0-0-0							
RPI	S	Opponent		Score		RPI	S	Opponent		Score		RPI	S	Opponent		Score			
1	A	California		0 8		45	N	San Diego St.		2 3		96	A	Pacific		0 5			
						49	A	Hofstra		0 9		96	A	Pacific		3 4			
						50	A	Maryland		3 7		100	H	Harvard		5 6			
						50	A	Maryland		6 10		100	H	Harvard		0 8			

RPI	S	Opponent	Score	
264	H	La Salle	8	0
264	H	La Salle	7	1
268	A	Yale	6	3
268	A	Yale	6	4
269	A	Brown	1	2
269	A	Brown	6	5
270	A	Columbia	2	8
270	A	Columbia	1	2
270	A	Columbia	3	2
270	A	Columbia	2	0

Princeton

P
r
i
n
c
e
t
o
n

P
r
i
n
c
e
t
o
n

Average RPI Win:	201	WON-LOST	WINNING	LAST 10	STRENGTH OF	OPP. STRENGTH	TEAM	ADJ	CONF.	ADJ CONF.		
Average RPI Loss:	155	RECORD	PCT. RANK	GAMES	SCHEDULE	OF SCHEDULE	RPI	RPI	RPI	RPI		
DIV. I ONLY		17-39-0	.30357	244	4-6-0	190	220	245	.41534	247	24	23
DIV. I NON-CONF.		8-24-0	.25	248	0-0-0	197	218	250	.40424	255	25	24
<hr/>												
TOTALS	RPI 1-25	RPI 26-50		W-L RECORDS		RPI 51-100		RPI 101-150		RPI 150+		
17-39-0	0-1-0	0-1-0		OVERALL		1-7-0		2-9-0		14-21-0		
7-8-0	0-0-0	0-0-0		HOME		0-3-0		0-0-0		7-5-0		
3-14-0	0-1-0	0-1-0		AWAY		0-0-0		2-4-0		1-8-0		
7-17-0	0-0-0	0-0-0		NEUTRAL		1-4-0		0-5-0		6-8-0		
<hr/>												
8-24-0	0-1-0	0-1-0		NON-CONFERENCE		1-4-0		0-8-0		7-10-0		
1-2-0	0-0-0	0-0-0		HOME		0-0-0		0-0-0		1-2-0		
0-5-0	0-1-0	0-0-		AWAY		0-0-0		0-3-0		0-0-0		
7-17-0	0-0-0	0-0-0		NEUTRAL		1-4-0		0-5-0		6-8-0		
<hr/>												
9-15-0	0-0-0	0-0-0		CONFERENCE		0-3-0		2-1-0		7-11-0		
6-6-0	0-0-0	0-0-0		HOME		0-3-0		0-0-0		6-3-0		
3-9-0	0-0-0	0-0-0		AWAY		0-0-0		2-1-0		1-8-0		
0-0-0	0-0-0	0-0-0		NEUTRAL		0-0-0		0-0-0		0-0-0		
<hr/>												
RPI S	Opponent	Score		RPI S	Opponent	Score		RPI S	Opponent	Score		
15 A	Georgia	2	4	30 A	Notre Dame	5	6	66 N	Troy	5	6	
								67 N	Rutgers	5	3	
								68 N	Ball St.	0	3	
								69 N	Minnesota	5	9	
								79 N	Western Ky.	3	4	
								84 H	Valparaiso	0	7	
								84 H	Valparaiso	4	6	
								84 H	Valparaiso	1	13	
								101 A	South Carolina	4	7	
								115 N	UT Martin	1	4	
								117 A	Robert Morris	9	10	
								117 A	Robert Morris	5	7	
								119 N	Central Mich.	1	6	
								127 A	Loyola Chicago	0	3	
								127 A	Loyola Chicago	4	3	
								127 A	Loyola Chicago	5	3	
								133 N	Temple	1	6	
								137 N	Villanova	0	8	
								144 N	Ohio	0	9	
								160 N	Tennessee Tech	2	0	
								161 A	Youngstown St.	1	7	
								161 A	Youngstown St.	2	3	
								161 A	Youngstown St.	8	10	
								167 H	Butler	7	5	
								167 H	Butler	5	7	
								167 H	Butler	1	8	
								172 N	Bryant	4	3	
								178 A	Ill.-Chicago	1	8	
								178 A	Ill.-Chicago	3	1	
								178 A	Ill.-Chicago	5	6	
								184 N	Fairleigh Dickinson	3	6	
								194 H	Wright St.	2	1	
								194 H	Wright St.	6	2	
								194 H	Wright St.	2	6	
								197 N	Dayton	10	11	
<hr/>												
LAST 10 GAMES												
				84 H	Valparaiso	1	13	261 H	Detroit	4	2	
				84 H	Valparaiso	4	6	167 H	Butler	1	8	
				84 H	Valparaiso	0	7	167 H	Butler	5	7	
				261 H	Detroit	3	2	167 H	Butler	7	5	
				261 H	Detroit	9	2	216 A	Green Bay	1	4	

Non-Div. I Games:

Cleveland St.

RPI	S	Opponent	Score	
201	N	Winthrop	1	3
210	H	Saint Francis (PA)	4	1
210	H	Saint Francis (PA)	8	9
216	A	Green Bay	1	2
216	A	Green Bay	4	5
216	A	Green Bay	1	4
232	N	Neb. Omaha	4	2
236	N	Canisius	6	10
255	N	Rider	8	2
256	N	Tennessee St.	3	5
258	H	Niagara	0	10
259	N	Wagner	1	9
259	N	Wagner	2	3
261	H	Detroit	3	2
261	H	Detroit	4	2
261	H	Detroit	9	2
273	N	Manhattan	10	6
278	N	Howard	6	4
279	N	Lafayette	4	5

Cleveland St.

C
l
e
v
e
l
a
n
d
S
t
.

C
l
e
v
e
l
a
n
d
S
t
.

Average RPI Win: 185		WON-LOST RECORD		WINNING PCT. RANK		LAST 10 GAMES		STRENGTH OF SCHEDULE		OPP. STRENGTH OF SCHEDULE		TEAM RPI		ADJ RPI		CONF. RPI		ADJ CONF. RPI	
DIV. I ONLY		14-25-0		.35897 219		4-6-0		222		236		241		.41441 248		27		27	
DIV. I NON-CONF.		7-12-0		.36842 211		0-2-0		154		162		194		.46356 192		27		27	
TOTALS		RPI 1-25		RPI 26-50		W-L RECORDS		RPI 51-100		RPI 101-150		RPI 150+							
14-25-0		0-0-0		0-0-0		OVERALL		3-11-0		4-1-0		7-13-0							
4-8-0		0-0-0		0-0-0		HOME		1-3-0		1-1-0		2-4-0							
5-13-0		0-0-0		0-0-0		AWAY		1-7-0		2-0-0		2-6-0							
5-4-0		0-0-0		0-0-0		NEUTRAL		1-1-0		1-0-0		3-3-0							
7-12-0		0-0-0		0-0-0		NON-CONFERENCE		1-9-0		3-0-0		3-3-0							
0-2-0		0-0-0		0-0-0		HOME		0-2-0		0-0-0		0-0-0							
2-6-0		0-0-0		0-0-		AWAY		0-6-0		2-0-0		0-0-0							
5-4-0		0-0-0		0-0-0		NEUTRAL		1-1-0		1-0-0		3-3-0							
7-13-0		0-0-0		0-0-0		CONFERENCE		2-2-0		1-1-0		4-10-0							
4-6-0		0-0-0		0-0-0		HOME		1-1-0		1-1-0		2-4-0							
3-7-0		0-0-0		0-0-0		AWAY		1-1-0		0-0-0		2-6-0							
0-0-0		0-0-0		0-0-0		NEUTRAL		0-0-0		0-0-0		0-0-0							
RPI	S	Opponent	Score	RPI	S	Opponent	Score	RPI	S	Opponent	Score	RPI	S	Opponent	Score				
						81 A Fla. Gulf Coast	2 4			125 A Stetson	6 1								
						83 N North Texas	7 6			125 A Stetson	1 0								
						86 A Albany (NY)	0 4			130 N Kent St.	5 0								
						86 A Albany (NY)	0 4			140 H Penn	1 0								
						87 N North Florida	1 9			140 H Penn	2 6								
						97 A Coastal Caro.	2 4			163 N Iona	0 1								
						99 A Boston College	1 2			163 N Iona	2 1								
						99 A Boston College	0 11			191 N Florida A&M	1 2								
						99 H Boston College	2 3			202 A Cornell	8 10								
						99 H Boston College	0 7			202 A Cornell	2 4								
						100 A Harvard	4 2			232 N Neb. Omaha	0 5								
						100 A Harvard	1 2			246 A Princeton	2 5								
						100 H Harvard	9 3			246 A Princeton	0 4								
						100 H Harvard	0 4			266 N Hartford	11 7								
										268 H Yale	8 0								
										268 H Yale	8 4								
										268 H Yale	2 3								
										268 H Yale	4 5								
										269 A Brown	3 4								
										269 A Brown	4 5								
										269 A Brown	11 3								
										269 A Brown	6 4								
										270 H Columbia	0 9								
										270 H Columbia	1 7								
										287 N Saint Peter's	6 1								
				LAST 10 GAMES															
						100 H Harvard	9 3			99 H Boston College	2 3								
						100 H Harvard	0 4			268 H Yale	8 0								
						100 A Harvard	1 2			268 H Yale	8 4								
						100 A Harvard	4 2			268 H Yale	2 3								
						99 H Boston College	0 7			268 H Yale	4 5								

Non-Div. I Games:

Dartmouth

Average RPI Win:	252	WON-LOST RECORD	WINNING PCT. RANK	LAST 10 GAMES	STRENGTH OF SCHEDULE	OPP. STRENGTH OF SCHEDULE	TEAM RPI	ADJ RPI	CONF. RPI	ADJ CONF. RPI		
DIV. I ONLY		20-30-0	.4	199	2-8-0	253	259	250	.41346	249	28	28
DIV. I NON-CONF.		12-22-0	.35294	217	0-2-0	221	266	240	.42316	244	28	28
<hr/>												
TOTALS	RPI 1-25	RPI 26-50		W-L RECORDS		RPI 51-100		RPI 101-150		RPI 150+		
20-30-0	0-0-0	0-0-0		OVERALL		0-7-0		0-2-0		20-21-0		
11-6-0	0-0-0	0-0-0		HOME		0-4-0		0-0-0		11-2-0		
6-17-0	0-0-0	0-0-0		AWAY		0-2-0		0-0-0		6-15-0		
3-7-0	0-0-0	0-0-0		NEUTRAL		0-1-0		0-2-0		3-4-0		
12-22-0	0-0-0	0-0-0		NON-CONFERENCE		0-7-0		0-2-0		12-13-0		
3-6-0	0-0-0	0-0-0		HOME		0-4-0		0-0-0		3-2-0		
6-9-0	0-0-0	0-0-		AWAY		0-2-0		0-0-0		6-7-0		
3-7-0	0-0-0	0-0-0		NEUTRAL		0-1-0		0-2-0		3-4-0		
8-8-0	0-0-0	0-0-0		CONFERENCE		0-0-0		0-0-0		8-8-0		
8-0-0	0-0-0	0-0-0		HOME		0-0-0		0-0-0		8-0-0		
0-8-0	0-0-0	0-0-0		AWAY		0-0-0		0-0-0		0-8-0		
0-0-0	0-0-0	0-0-0		NEUTRAL		0-0-0		0-0-0		0-0-0		
RPI	S	Opponent	Score	RPI	S	Opponent	Score	RPI	S	Opponent	Score	
						86 A Albany (NY)	5 7	117 N Robert Morris		1	2	
						86 A Albany (NY)	2 10	117 N Robert Morris		1	3	
						86 H Albany (NY)	2 6	159 A Binghamton		6	9	
						86 H Albany (NY)	0 8	159 A Binghamton		4	5	
						88 N Stony Brook	2 5	163 A Iona		0	1	
						90 H Fordham	2 6	163 A Iona		0	2	
						90 H Fordham	3 6	169 A Seton Hall		2	3	
								169 A Seton Hall		0	7	
								169 N Seton Hall		0	4	
								173 N Army		8	2	
								183 A Fairfield		3	4	
								183 A Fairfield		0	2	
								184 A Fairleigh Dickinson		1	4	
								189 H George Washington		0	1	
								210 N Saint Francis (PA)		9	3	
								218 H Marist		12	6	
								218 H Marist		4	3	
								220 H Sacred Heart		5	6	
								220 H Sacred Heart		7	0	
								220 N Sacred Heart		2	7	
								228 N Rhode Island		0	8	
								236 A Canisius		8	9	
								236 A Canisius		3	6	
								244 A Colgate		8	1	
								244 A Colgate		1	4	
								252 N Mt. St. Mary's		8	5	
								255 A Rider		1	2	
								255 A Rider		3	4	
						LAST 10 GAMES						
						183 A Fairfield	0 2	86 H Albany (NY)		2	6	
						183 A Fairfield	3 4	163 A Iona		0	1	
						218 H Marist	12 6	163 A Iona		0	2	
						218 H Marist	4 3	255 A Rider		1	2	
						86 H Albany (NY)	0 8	255 A Rider		3	4	

Non-Div. I Games:

Siena

RPI	S	Opponent	Score
255	A	Rider	3 4
258	H	Niagara	6 1
258	H	Niagara	2 0
260	A	UMBC	2 3
260	N	UMBC	2 5
263	A	Coppin St.	9 4
263	A	Coppin St.	5 3
263	A	Coppin St.	13 2
266	H	Hartford	10 2
266	H	Hartford	5 4
273	H	Manhattan	7 1
273	H	Manhattan	10 2
277	A	Holy Cross	11 0
277	A	Holy Cross	10 3
287	H	Saint Peter's	12 0
287	H	Saint Peter's	5 0

Siena

Average RPI Win:	258	WON-LOST RECORD	WINNING PCT. RANK	LAST 10 GAMES		STRENGTH OF SCHEDULE	OPP. STRENGTH OF SCHEDULE	TEAM RPI	ADJ RPI	CONF. RPI	ADJ CONF. RPI	
Average RPI Loss:	187											
DIV. I ONLY		26-23-0	.53061	116	6-4-0	283	279	249	.41234	250	30	30
DIV. I NON-CONF.		3-16-0	.15789	272	0-0-0	219	257	271	.37345	268	30	30
<hr/>												
TOTALS	RPI 1-25		RPI 26-50		W-L RECORDS		RPI 51-100		RPI 101-150		RPI 150+	
26-23-0	0-0-0		0-0-0		OVERALL		0-1-0		1-8-0		25-14-0	
13-8-0	0-0-0		0-0-0		HOME		0-0-0		1-3-0		12-5-0	
9-7-0	0-0-0		0-0-0		AWAY		0-1-0		0-4-0		9-2-0	
4-8-0	0-0-0		0-0-0		NEUTRAL		0-0-0		0-1-0		4-7-0	
3-16-0	0-0-0		0-0-0		NON-CONFERENCE		0-1-0		1-8-0		2-7-0	
2-5-0	0-0-0		0-0-0		HOME		0-0-0		1-3-0		1-2-0	
0-5-0	0-0-0		0-0-		AWAY		0-1-0		0-4-0		0-0-0	
1-6-0	0-0-0		0-0-0		NEUTRAL		0-0-0		0-1-0		1-5-0	
23-7-0	0-0-0		0-0-0		CONFERENCE		0-0-0		0-0-0		23-7-0	
11-3-0	0-0-0		0-0-0		HOME		0-0-0		0-0-0		11-3-0	
9-2-0	0-0-0		0-0-0		AWAY		0-0-0		0-0-0		9-2-0	
3-2-0	0-0-0		0-0-0		NEUTRAL		0-0-0		0-0-0		3-2-0	
RPI	S	Opponent	Score	RPI	S	Opponent	Score	RPI	S	Opponent	Score	
			</									

Non-Div. I Games: Kentucky St.

1 2

Savannah St.

RPI	S	Opponent	Score	
275	H	Alabama St.	0	3
276	H	N.C. A&T	3	0
276	H	N.C. A&T	8	1
276	H	N.C. A&T	2	1
276	N	N.C. A&T	7	4
278	H	Howard	8	0
278	H	Howard	11	3
278	H	Howard	6	1
280	H	Morgan St.	9	11
280	H	Morgan St.	3	0
280	H	Morgan St.	3	2
281	A	South Carolina St.	7	0
281	A	South Carolina St.	5	1
281	A	South Carolina St.	7	1
281	N	South Carolina St.	10	2
285	A	N.C. Central	16	2
285	A	N.C. Central	7	3
285	A	N.C. Central	5	0
286	N	Grambling	1	4
289	A	UMES	10	1
289	A	UMES	8	0

Savannah St.

S
a
v
a
n
n
a
h
S
t
.

S
a
v
a
n
n
a
h
S
t
.

D
e
l
a
w
a
r
e

Delaware

RPI	S	Opponent	Score
240	H	Drexel	2 1
245	N	Presbyterian	2 1
253	A	Norfolk St.	3 4
253	H	Norfolk St.	2 0
255	A	Rider	0 4
255	A	Rider	4 1
264	H	La Salle	1 5
265	H	George Mason	0 8
265	H	George Mason	2 4
265	H	George Mason	4 3
267	A	UNC Wilmington	8 3
267	A	UNC Wilmington	4 0
267	A	UNC Wilmington	1 2
287	H	Saint Peter's	7 2
287	H	Saint Peter's	5 3

Delaware

Average RPI Win:	200	WON-LOST	WINNING	LAST 10	STRENGTH OF	OPP. STRENGTH	TEAM	ADJ	CONF.	ADJ CONF.		
Average RPI Loss:	185	RECORD	PCT. RANK	GAMES	SCHEDULE	OF SCHEDULE	RPI	RPI	RPI	RPI		
DIV. I ONLY	17-33-0	.34	228	5-5-0	211	255	246	.41142	252	20	21	
DIV. I NON-CONF.	9-20-0	.31034	236	2-1-0	259	278	259	.39049	262	23	25	
<hr/>												
TOTALS	RPI 1-25	RPI 26-50		W-L RECORDS		RPI 51-100		RPI 101-150		RPI 150+		
17-33-0	0-0-0	0-0-0		OVERALL		0-1-0		4-11-0		13-21-0		
3-8-0	0-0-0	0-0-0		HOME		0-0-0		2-4-0		1-4-0		
10-16-0	0-0-0	0-0-0		AWAY		0-1-0		2-6-0		8-9-0		
4-9-0	0-0-0	0-0-0		NEUTRAL		0-0-0		0-1-0		4-8-0		
9-20-0	0-0-0	0-0-0		NON-CONFERENCE		0-1-0		1-4-0		8-15-0		
0-1-0	0-0-0	0-0-0		HOME		0-0-0		0-0-0		0-1-0		
5-10-0	0-0-0	0-0-		AWAY		0-1-0		1-3-0		4-6-0		
4-9-0	0-0-0	0-0-0		NEUTRAL		0-0-0		0-1-0		4-8-0		
8-13-0	0-0-0	0-0-0		CONFERENCE		0-0-0		3-7-0		5-6-0		
3-7-0	0-0-0	0-0-0		HOME		0-0-0		2-4-0		1-3-0		
5-6-0	0-0-0	0-0-0		AWAY		0-0-0		1-3-0		4-3-0		
0-0-0	0-0-0	0-0-0		NEUTRAL		0-0-0		0-0-0		0-0-0		
RPI	S	Opponent	Score	RPI	S	Opponent	Score	RPI	S	Opponent	Score	
						87	A	North Florida	0	7		
								108	N	McNeese St.	0	8
								116	H	Quinnipiac	0	2
								116	H	Quinnipiac	1	0
								117	H	Robert Morris	1	8
								117	H	Robert Morris	0	12
								123	H	LIU Brooklyn	4	3
								123	H	LIU Brooklyn	4	5
								125	A	Stetson	0	8
								125	A	Stetson	1	7
								125	A	Stetson	0	2
								125	A	Stetson	1	0
								129	A	Central Conn. St.	2	9
								129	A	Central Conn. St.	3	1
								150	A	Monmouth	2	7
								150	A	Monmouth	1	2
								172	A	Bryant	12	5
								172	A	Bryant	2	5
								179	N	Delaware St.	1	5
								179	N	Delaware St.	4	3
								184	A	Fairleigh Dickinson	4	3
								184	A	Fairleigh Dickinson	1	0
								186	N	Georgetown	1	2
								189	A	George Washington	4	5
								189	A	George Washington	0	3
								198	N	Bethune-Cookman	6	7
								210	A	Saint Francis (PA)	2	11
								210	A	Saint Francis (PA)	5	3

Non-Div. I Games:

Mt. St. Mary's

RPI	S	Opponent	Score	
214	N	St. Bonaventure	3	4
214	N	St. Bonaventure	0	6
214	N	St. Bonaventure	0	9
214	N	St. Bonaventure	7	0
220	A	Sacred Heart	4	12
220	H	Sacred Heart	1	2
220	H	Sacred Heart	0	1
228	N	Rhode Island	8	0
229	H	Towson	0	3
236	A	Canisius	8	6
236	A	Canisius	0	1
249	N	Siena	5	8
258	A	Niagara	1	4
258	A	Niagara	1	2
258	N	Niagara	6	2
259	H	Wagner	3	4
259	H	Wagner	4	3
260	A	UMBC	11	0
263	A	Coppin St.	2	1
263	A	Coppin St.	3	4
263	A	Coppin St.	15	0
269	N	Brown	4	5

Mt. St. Mary's

M
t
.
S
t
.
M
a
r
y
,
sM
t
.
S
t
.
M
a
r
y
,
s

Average RPI Win: Average RPI Loss:	261 188	WON-LOST RECORD	WINNING PCT. RANK	LAST 10 GAMES		STRENGTH OF SCHEDULE	OPP. STRENGTH OF SCHEDULE	TEAM RPI	ADJ RPI	CONF. RPI	ADJ CONF. RPI
DIV. I ONLY		24-25-0	.4898 153	4-6-0		274	280	247	.41134 253	30	30
DIV. I NON-CONF.		5-15-0	.25 248	0-0-0		181	239	249	.41967 245	30	30
TOTALS	RPI 1-25		RPI 26-50	W-L RECORDS		RPI 51-100		RPI 101-150		RPI 150+	
24-25-0	0-0-0		0-0-0	OVERALL		0-0-0		0-9-0		24-16-0	
11-13-0	0-0-0		0-0-0	HOME		0-0-0		0-5-0		11-8-0	
11-8-0	0-0-0		0-0-0	AWAY		0-0-0		0-2-0		11-6-0	
2-4-0	0-0-0		0-0-0	NEUTRAL		0-0-0		0-2-0		2-2-0	
5-15-0	0-0-0		0-0-0	NON-CONFERENCE		0-0-0		0-9-0		5-6-0	
4-8-0	0-0-0		0-0-0	HOME		0-0-0		0-5-0		4-3-0	
0-5-0	0-0-0		0-0-	AWAY		0-0-0		0-2-0		0-3-0	
1-2-0	0-0-0		0-0-0	NEUTRAL		0-0-0		0-2-0		1-0-0	
19-10-0	0-0-0		0-0-0	CONFERENCE		0-0-0		0-0-0		19-10-0	
7-5-0	0-0-0		0-0-0	HOME		0-0-0		0-0-0		7-5-0	
11-3-0	0-0-0		0-0-0	AWAY		0-0-0		0-0-0		11-3-0	
1-2-0	0-0-0		0-0-0	NEUTRAL		0-0-0		0-0-0		1-2-0	
RPI S Opponent	Score		RPI S Opponent	Score		RPI S Opponent	Score	RPI S Opponent	Score		
								110 A Longwood		3	4
								110 A Longwood		1	9
								114 N Western Mich.		1	4
								129 H Central Conn. St.		3	5
								129 H Central Conn. St.		0	4
								129 H Central Conn. St.		3	6
								129 H Central Conn. St.		0	6
								137 N Villanova		0	4
								150 H Monmouth		4	10
								153 A James Madison		2	3
								153 A James Madison		1	4
								173 H Army		8	0
								173 H Army		4	5
								179 A Delaware St.		6	1
								179 A Delaware St.		3	1
								179 A Delaware St.		0	10
								184 H Fairleigh Dickinson		1	12
								191 N Florida A&M		4	7
								198 N Bethune-Cookman		2	3
								218 H Marist		3	5
								250 A Savannah St.		4	3
								250 A Savannah St.		2	3
								251 A Delaware		0	2
								251 H Delaware		4	3
								262 H Hampton		1	2
								262 H Hampton		4	0
								179 A Delaware St.		0	10
								262 H Hampton		6	3
								191 N Florida A&M		4	7
								198 N Bethune-Cookman		2	3
								263 N Coppin St.		6	3
								262 H Hampton		6	3
								262 H Hampton		1	2

Non-Div. I Games:

Norfolk St.

RPI	S	Opponent	Score	
263	H	Coppin St.	1	4
263	H	Coppin St.	2	1
263	H	Coppin St.	1	2
263	N	Coppin St.	6	3
264	N	La Salle	3	0
265	H	George Mason	6	5
265	H	George Mason	3	2
276	A	N.C. A&T	2	3
276	A	N.C. A&T	6	5
278	H	Howard	7	0
278	H	Howard	7	8
278	H	Howard	4	5
280	H	Morgan St.	7	0
280	H	Morgan St.	15	2
280	H	Morgan St.	13	7
281	A	South Carolina St.	4	0
281	A	South Carolina St.	10	0
285	A	N.C. Central	7	1
285	A	N.C. Central	6	3
289	A	UMES	8	0
289	A	UMES	10	0
289	A	UMES	4	2

Norfolk St.

N
o
r
f
o
l
k
S
t
.

N
o
r
f
o
l
k
S
t
.

[illegible]

Non-Div. I Games:

Santa Clara




RPI	S	Opponent	Score	
155	H	St. Mary's (CA)	3	2
155	N	St. Mary's (CA)	12	10
178	N	Ill.-Chicago	1	5
182	A	UC Riverside	4	7
192	N	Northern Colo.	8	7
199	N	Cal St. Fullerton	1	9
199	N	Cal St. Fullerton	2	9
206	A	UTEP	4	5
206	A	UTEP	3	11
231	N	Seattle	3	2
231	N	Seattle	2	3
233	H	CSU Bakersfield	5	10
233	H	CSU Bakersfield	10	5
233	H	CSU Bakersfield	8	5
233	H	CSU Bakersfield	2	8
269	N	Brown	3	4
269	N	Brown	6	4

Santa Clara

S
a
n
t
a
C
l
a
r
a

S
a
n
t
a
C
l
a
r
a

R
i
d
e
r

 Tie,  Loss,  Non-Conf, S Site, H Home, A Away, N Neutral Page 439

RPI	S	Opponent	Score	
236	A	Canisius	2	3
240	H	Drexel	5	10
240	H	Drexel	2	0
240	N	Drexel	0	7
240	N	Drexel	0	12
247	N	Cleveland St.	2	8
249	H	Siena	2	1
249	H	Siena	4	3
251	H	Delaware	4	0
251	H	Delaware	1	4
258	A	Niagara	4	5
258	A	Niagara	0	1
259	N	Wagner	3	1
265	A	George Mason	5	0
270	A	Columbia	3	0
270	A	Columbia	0	3
273	H	Manhattan	4	0
273	H	Manhattan	6	4
278	N	Howard	0	1
279	H	Lafayette	13	5
279	H	Lafayette	9	1
287	H	Saint Peter's	1	2
287	H	Saint Peter's	8	0

Rider

Average RPI Win:		216	WON-LOST RECORD		WINNING PCT. RANK		LAST 10 GAMES		STRENGTH OF SCHEDULE		OPP. STRENGTH OF SCHEDULE		TEAM RPI		ADJ RPI		CONF. RPI		ADJ CONF. RPI				
DIV. I ONLY			15-41-1		.27193 255		3-6-1		233		221		263		.40209 256		22		20				
DIV. I NON-CONF.			10-14-0		.41667 178		2-0-0		252		229		228		.43632 230		22		21				
TOTALS		RPI 1-25		RPI 26-50		W-L RECORDS		RPI 51-100		RPI 101-150		RPI 150+											
15-41-1		0-2-0		0-1-0		OVERALL		0-2-0		1-10-0		14-26-1											
7-16-0		0-0-0		0-0-0		HOME		0-1-0		0-5-0		7-10-0											
3-20-1		0-2-0		0-1-0		AWAY		0-0-0		1-5-0		2-12-1											
5-5-0		0-0-0		0-0-0		NEUTRAL		0-1-0		0-0-0		5-4-0											
10-14-0		0-2-0		0-1-0		NON-CONFERENCE		0-2-0		1-1-0		9-8-0											
3-5-0		0-0-0		0-0-0		HOME		0-1-0		0-1-0		3-3-0											
2-4-0		0-2-0		0-0-		AWAY		0-0-0		1-0-0		1-1-0											
5-5-0		0-0-0		0-0-0		NEUTRAL		0-1-0		0-0-0		5-4-0											
5-27-1		0-0-0		0-0-0		CONFERENCE		0-0-0		0-9-0		5-18-1											
4-11-0		0-0-0		0-0-0		HOME		0-0-0		0-4-0		4-7-0											
1-16-1		0-0-0		0-0-0		AWAY		0-0-0		0-5-0		1-11-1											
0-0-0		0-0-0		0-0-0		NEUTRAL		0-0-0		0-0-0		0-0-0											
RPI	S	Opponent		Score		RPI	S	Opponent		Score		RPI	S	Opponent		Score							
4	A	Tennessee		0	5	47	A	Arkansas		0	7	79	N	Western Ky.		0	8						
7	A	Florida		0	8							89	H	Ohio St.		0	6						
												101	A	South Carolina		4	2						
												115	A	UT Martin		3	5						
												115	A	UT Martin		1	9						
												115	A	UT Martin		1	10						
												124	H	Murray St.		0	14						
												124	H	Murray St.		2	5						
												124	H	Murray St.		0	10						
												136	H	Mercer		5	6						
												139	A	Jacksonville St.		1	10						
												139	A	Jacksonville St.		3	6						
												139	H	Jacksonville St.		0	2						
												157	N	Gardner-Webb		4	6						
												157	N	Gardner-Webb		6	8						
												158	A	Eastern Ky.		0	8						
												158	A	Eastern Ky.		2	10						
												158	A	Eastern Ky.		2	8						
												160	H	Tennessee Tech		0	4						
												160	H	Tennessee Tech		4	1						
												160	H	Tennessee Tech		3	5						
												164	H	Eastern Ill.		3	5						
												164	H	Eastern Ill.		0	4						
												164	H	Eastern Ill.		3	7						
LAST 10 GAMES						LAST 10 GAMES						LAST 10 GAMES											
165 A SIU Edwardsville						4	1	165 A SIU Edwardsville						0	2	165 A SIU Edwardsville						0	0
165 A SIU Edwardsville						0	0	283 H Alabama A&M						5	4	165 A SIU Edwardsville						4	1
165 A SIU Edwardsville						0	10	283 H Alabama A&M						5	0	165 A SIU Edwardsville						0	10
165 A SIU Edwardsville						0	16	223 H Morehead St.						0	6	165 A SIU Edwardsville						0	16
165 A SIU Edwardsville						5	6	223 H Morehead St.						2	8	165 A SIU Edwardsville						5	6

Non-Div. I Games:

Tennessee St.

RPI	S	Opponent	Score	
165	A	SIU Edwardsville	0	2
195	N	Campbell	3	2
195	N	Campbell	6	1
201	N	Winthrop	1	3
209	A	Southeast Mo. St.	4	12
209	A	Southeast Mo. St.	2	6
209	A	Southeast Mo. St.	0	2
214	H	St. Bonaventure	1	3
215	A	Belmont	4	9
215	A	Belmont	4	3
217	A	Austin Peay	0	6
217	H	Austin Peay	6	5
217	H	Austin Peay	5	0
223	H	Morehead St.	6	3
223	H	Morehead St.	2	8
223	H	Morehead St.	0	6
230	H	Northwestern St.	0	8
230	N	Northwestern St.	4	1
241	N	Jackson St.	5	4
241	N	Jackson St.	1	8
247	N	Cleveland St.	5	3
275	H	Alabama St.	8	5
275	H	Alabama St.	3	4
283	H	Alabama A&M	5	4
283	H	Alabama A&M	5	0

Tennessee St.

T
e
n
n
e
s
s
e
e
s
t
.

T
e
n
n
e
s
s
e
e
s
t
.

Average RPI Win:	213	WON-LOST RECORD	WINNING PCT. RANK	LAST 10 GAMES	STRENGTH OF SCHEDULE	OPP. STRENGTH OF SCHEDULE	TEAM RPI	ADJ RPI	CONF. RPI	ADJ CONF. RPI		
DIV. I ONLY		16-37-0	.30189	247	4-6-0	219	237	255	.40208	257	21	24
DIV. I NON-CONF.		4-25-0	.13793	275	1-3-0	232	269	276	.35812	276	21	22
<hr/>												
TOTALS	RPI 1-25	RPI 26-50		W-L RECORDS		RPI 51-100		RPI 101-150		RPI 150+		
16-37-0	0-0-0	0-0-0		OVERALL		0-8-0		3-11-0		13-18-0		
9-7-0	0-0-0	0-0-0		HOME		0-3-0		0-0-0		9-4-0		
6-18-0	0-0-0	0-0-0		AWAY		0-5-0		3-7-0		3-6-0		
1-12-0	0-0-0	0-0-0		NEUTRAL		0-0-0		0-4-0		1-8-0		
4-25-0	0-0-0	0-0-0		NON-CONFERENCE		0-2-0		0-8-0		4-15-0		
1-3-0	0-0-0	0-0-0		HOME		0-0-0		0-0-0		1-3-0		
2-10-0	0-0-0	0-0-		AWAY		0-2-0		0-4-0		2-4-0		
1-12-0	0-0-0	0-0-0		NEUTRAL		0-0-0		0-4-0		1-8-0		
12-12-0	0-0-0	0-0-0		CONFERENCE		0-6-0		3-3-0		9-3-0		
8-4-0	0-0-0	0-0-0		HOME		0-3-0		0-0-0		8-1-0		
4-8-0	0-0-0	0-0-0		AWAY		0-3-0		3-3-0		1-2-0		
0-0-0	0-0-0	0-0-0		NEUTRAL		0-0-0		0-0-0		0-0-0		
RPI	S	Opponent	Score	RPI	S	Opponent	Score	RPI	S	Opponent	Score	
						62 A Nebraska	0 7	125 A Stetson		1 6		
						62 A Nebraska	0 8	125 A Stetson		0 9		
						76 H North Dakota St.	1 4	126 N Lehigh		5 12		
						76 H North Dakota St.	2 9	126 N Lehigh		0 4		
						76 H North Dakota St.	0 3	135 A Creighton		1 15		
						77 A IPFW	1 5	135 A Creighton		1 4		
						77 A IPFW	1 2	140 N Penn		0 1		
						77 A IPFW	0 10	140 N Penn		2 3		
								143 A Southern Utah		9 8		
								143 A Southern Utah		2 12		
								143 A Southern Utah		0 5		
								149 A UMKC		6 5		
								149 A UMKC		3 2		
								149 A UMKC		1 7		
								163 N Iona		0 9		
								176 H Western Ill.		2 1		
								176 H Western Ill.		9 3		
								176 H Western Ill.		11 3		
								178 N Ill.-Chicago		0 3		
								182 A UC Riverside		4 12		
								182 A UC Riverside		7 4		
								219 N Samford		0 4		
								219 N Samford		7 8		
								220 N Sacred Heart		0 2		
								224 N Indiana St.		0 8		
								226 H IUPUI		2 0		
								226 H IUPUI		5 4		
										</		

Non-Div. I Games: Minn. St. Mankato 2 4 Simpson 5 7

South Dakota

RPI	S	Opponent	Score
226	H	IUPUI	1 8
232	A	Neb. Omaha	2 0
232	A	Neb. Omaha	0 11
232	H	Neb. Omaha	0 2
232	H	Neb. Omaha	0 1
234	N	Idaho St.	4 6
237	A	South Dakota St.	4 8
237	A	South Dakota St.	0 1
237	A	South Dakota St.	3 2
238	A	North Dakota	0 1
238	A	North Dakota	1 4
238	H	North Dakota	5 4
238	H	North Dakota	5 6
268	N	Yale	2 6
272	H	Oakland	5 3
272	H	Oakland	3 1
272	H	Oakland	9 6
277	N	Holy Cross	7 5

South Dakota

Average RPI Win: 237		WON-LOST	WINNING	LAST 10	STRENGTH OF		OPP. STRENGTH	TEAM	ADJ		CONF.	ADJ CONF.	
Average RPI Loss: 177		RECORD	PCT. RANK	GAMES	SCHEDULE		OF SCHEDULE	RPI	RPI		RPI	RPI	
DIV. I ONLY		15-30-0	.33333	229	6-4-0		254	256	259	.39799	258	28	28
DIV. I NON-CONF.		8-21-0	.27586	244	1-1-0		222	242	254	.40929	252	28	28
TOTALS		RPI 1-25	RPI 26-50		W-L RECORDS		RPI 51-100		RPI 101-150		RPI 150+		
15-30-0	0-0-0	0-0-0		OVERALL		0-5-0		0-1-0		15-24-0			
7-5-0	0-0-0	0-0-0		HOME		0-0-0		0-0-0		7-5-0			
6-14-0	0-0-0	0-0-0		AWAY		0-2-0		0-0-0		6-12-0			
2-11-0	0-0-0	0-0-0		NEUTRAL		0-3-0		0-1-0		2-7-0			
8-21-0	0-0-0	0-0-0		NON-CONFERENCE		0-5-0		0-1-0		8-15-0			
3-1-0	0-0-0	0-0-0		HOME		0-0-0		0-0-0		3-1-0			
3-9-0	0-0-0	0-0-		AWAY		0-2-0		0-0-0		3-7-0			
2-11-0	0-0-0	0-0-0		NEUTRAL		0-3-0		0-1-0		2-7-0			
7-9-0	0-0-0	0-0-0		CONFERENCE		0-0-0		0-0-0		7-9-0			
4-4-0	0-0-0	0-0-0		HOME		0-0-0		0-0-0		4-4-0			
3-5-0	0-0-0	0-0-0		AWAY		0-0-0		0-0-0		3-5-0			
0-0-0	0-0-0	0-0-0		NEUTRAL		0-0-0		0-0-0		0-0-0			
RPI	S	Opponent	Score	RPI	S	Opponent	Score	RPI	S	Opponent	Score		
						56 N Purdue	6 14	115 N UT Martin		3 6			
						61 A Chattanooga	3 5	153 N James Madison		0 14			
						64 A Miami (OH)	0 10	159 H Binghamton		2 5			
						68 N Ball St.	0 14	159 H Binghamton		1 0			
						84 N Valparaiso	1 9	161 A Youngstown St.		1 10			
								161 A Youngstown St.		1 5			
								163 H Iona		0 3			
								163 H Iona		1 0			
								168 N Eastern Mich.		4 5			
								168 N Eastern Mich.		0 5			
								169 N Seton Hall		8 4			
								175 A Akron		0 5			
								175 A Akron		1 12			
								183 H Fairfield		2 1			
								183 H Fairfield		5 6			
								184 N Fairleigh Dickinson		5 7			
								197 N Dayton		0 9			
								203 A Buffalo		0 11			
								203 A Buffalo		6 9			
								218 A Marist		2 10			
								218 A Marist		5 6			
								225 N East Tenn. St.		0 1			
								236 H Canisius		2 3			
								236 H Canisius		3 4			
								246 N Princeton		4 3			
								247 A Cleveland St.		10 0			
								249 A Siena		0 2			
LAST 10 GAMES													
				159 H Binghamton	2 5		236 H Canisius	3 4					
				159 H Binghamton	1 0		287 A Saint Peter's	11 1					
				255 H Rider	5 4		287 A Saint Peter's	10 0					
				255 H Rider	1 0		273 A Manhattan	10 2					
				236 H Canisius	2 3		273 A Manhattan	4 12					

Non-Div. I Games:

Niagara

RPI	S	Opponent	Score	
249	A	Siena	1	6
252	H	Mt. St. Mary's	2	1
252	H	Mt. St. Mary's	4	1
252	N	Mt. St. Mary's	2	6
255	H	Rider	5	4
255	H	Rider	1	0
260	A	UMBC	3	2
260	A	UMBC	0	1
263	A	Coppin St.	6	1
273	A	Manhattan	4	12
273	A	Manhattan	10	2
287	A	Saint Peter's	11	1
287	A	Saint Peter's	10	0

Niagara

Average RPI Win: 247		WON-LOST RECORD		WINNING PCT. RANK		LAST 10 GAMES		STRENGTH OF SCHEDULE		OPP. STRENGTH OF SCHEDULE		TEAM RPI		ADJ RPI		CONF. RPI		ADJ CONF. RPI	
DIV. I ONLY		18-34-0		.34615 226		3-7-0		265		246		261		.39565 259		20		21	
DIV. I NON-CONF.		13-19-0		.40625 185		2-0-0		286		273		263		.38466 263		23		25	
TOTALS		RPI 1-25		RPI 26-50		W-L RECORDS		RPI 51-100		RPI 101-150		RPI 150+							
18-34-0		0-0-0		0-1-0		OVERALL		0-1-0		2-15-0		16-17-0							
3-7-0		0-0-0		0-0-0		HOME		0-0-0		1-3-0		2-4-0							
9-12-0		0-0-0		0-0-0		AWAY		0-0-0		1-8-0		8-4-0							
6-15-0		0-0-0		0-1-0		NEUTRAL		0-1-0		0-4-0		6-9-0							
13-19-0		0-0-0		0-1-0		NON-CONFERENCE		0-1-0		0-7-0		13-10-0							
0-0-0		0-0-0		0-0-0		HOME		0-0-0		0-0-0		0-0-0							
7-4-0		0-0-0		0-0-		AWAY		0-0-0		0-3-0		7-1-0							
6-15-0		0-0-0		0-1-0		NEUTRAL		0-1-0		0-4-0		6-9-0							
5-15-0		0-0-0		0-0-0		CONFERENCE		0-0-0		2-8-0		3-7-0							
3-7-0		0-0-0		0-0-0		HOME		0-0-0		1-3-0		2-4-0							
2-8-0		0-0-0		0-0-0		AWAY		0-0-0		1-5-0		1-3-0							
0-0-0		0-0-0		0-0-0		NEUTRAL		0-0-0		0-0-0		0-0-0							
RPI	S	Opponent		Score		RPI	S	Opponent		Score		RPI	S	Opponent		Score			
						29	N	Virginia Tech	0	8			70	N	Lipscomb	6	7		
															112	A	Col. of Charleston	0	4
															114	N	Western Mich.	0	2
															116	A	Quinnipiac	5	4
															116	A	Quinnipiac	2	9
															117	H	Robert Morris	3	4
															117	H	Robert Morris	8	7
															123	H	LIU Brooklyn	7	9
															123	H	LIU Brooklyn	3	5
															129	A	Central Conn. St.	0	8
															129	A	Central Conn. St.	1	2
															131	N	La.-Monroe	2	6
															133	A	Temple	2	3
															133	A	Temple	0	4
															137	N	Villanova	0	7
															147	N	Middle Tenn.	3	6
															150	A	Monmouth	3	7
															150	A	Monmouth	3	4
															152	N	Bradley	0	2
															172	H	Bryant	1	6
															172	H	Bryant	5	6
															173	N	Army	3	5
															175	N	Akron	0	3
															184	A	Fairleigh Dickinson	3	6
															184	A	Fairleigh Dickinson	7	8
															210	H	Saint Francis (PA)	7	3
															210	H	Saint Francis (PA)	4	8
															216	N	Green Bay	2	3
LAST 10 GAMES																			
						273	A	Manhattan	2	1			184	A	Fairleigh Dickinson	7	8		
						273	A	Manhattan	8	1			123	H	LIU Brooklyn	7	9		
						252	A	Mt. St. Mary's	3	4			123	H	LIU Brooklyn	3	5		
						252	A	Mt. St. Mary's	4	3			129	A	Central Conn. St.	1	2		
						184	A	Fairleigh Dickinson	3	6			129	A	Central Conn. St.	0	8		

Non-Div. I Games:

Wagner

RPI	S	Opponent	Score	
220	H	Sacred Heart	2	6
220	H	Sacred Heart	5	0
225	N	East Tenn. St.	0	12
232	N	Neb. Omaha	2	10
247	N	Cleveland St.	3	2
247	N	Cleveland St.	9	1
252	A	Mt. St. Mary's	3	4
252	A	Mt. St. Mary's	4	3
255	N	Rider	1	3
268	A	Yale	6	0
268	A	Yale	6	3
270	N	Columbia	0	9
273	A	Manhattan	8	1
273	A	Manhattan	2	1
274	N	Bucknell	5	0
278	N	Howard	6	5
278	N	Howard	9	4
279	A	Lafayette	9	7
279	A	Lafayette	1	4
279	N	Lafayette	3	2
279	N	Lafayette	1	6
287	A	Saint Peter's	7	0
287	A	Saint Peter's	11	5

Wagner

W
a
g
n
e
r

UMBC		Through Games Of Through May 13, 2012										
Average RPI Win:	242	WON-LOST RECORD	WINNING PCT. RANK	LAST 10 GAMES	STRENGTH OF SCHEDULE	OPP. STRENGTH OF SCHEDULE	TEAM RPI	ADJ RPI	CONF. RPI	ADJ CONF. RPI		
Average RPI Loss:	163 <th></th> <th></th> <th></th> <th></th> <th></th> <th></th> <th></th> <th></th> <th></th> <th colspan="2"></th>											
DIV. I ONLY		19-31-0	.38	210	2-8-0	276	231	260	.39117	260	14	16
DIV. I NON-CONF.		18-14-0	.5625	101	2-0-0	288	274	243	.41613	248	17	20
TOTALS		RPI 1-25	RPI 26-50		W-L RECORDS	RPI 51-100		RPI 101-150		RPI 150+		
19-31-0	0-0-0	0-3-0		OVERALL		1-5-0		0-4-0		18-19-0		
14-17-0	0-0-0	0-3-0		HOME		1-5-0		0-1-0		13-8-0		
3-12-0	0-0-0	0-0-0		AWAY		0-0-0		0-2-0		3-10-0		
2-2-0	0-0-0	0-0-0		NEUTRAL		0-0-0		0-1-0		2-1-0		
18-14-0	0-0-0	0-0-0		NON-CONFERENCE		0-0-0		0-4-0		18-10-0		
13-9-0	0-0-0	0-0-0		HOME		0-0-0		0-1-0		13-8-0		
3-3-0	0-0-0	0-0-		AWAY		0-0-0		0-2-0		3-1-0		
2-2-0	0-0-0	0-0-0		NEUTRAL		0-0-0		0-1-0		2-1-0		
1-17-0	0-0-0	0-3-0		CONFERENCE		1-5-0		0-0-0		0-9-0		
1-8-0	0-0-0	0-3-0		HOME		1-5-0		0-0-0		0-0-0		
0-9-0	0-0-0	0-0-0		AWAY		0-0-0		0-0-0		0-9-0		
0-0-0	0-0-0	0-0-0		NEUTRAL		0-0-0		0-0-0		0-0-0		
RPI S	Opponent	Score	RPI S	Opponent	Score	RPI S	Opponent	Score	RPI S	Opponent	Score	
			44 H	Boston U.	4 6	86 H	Albany (NY)	1 6	110 A	Longwood	8 9	
			44 H	Boston U.	1 10	86 H	Albany (NY)	4 5	110 A	Longwood	0 9	
			44 H	Boston U.	4 9	86 H	Albany (NY)	4 3	113 N	St. John's (NY)	0 7	
						88 H	Stony Brook	1 10	118 H	Charleston So.	0 4	
						88 H	Stony Brook	3 19	159 A	Binghamton	2 8	
						88 H	Stony Brook	0 5	159 A	Binghamton	1 6	
									159 A	Binghamton	1 5	
									163 H	Iona	4 10	
									169 H	Seton Hall	2 5	
									169 N	Seton Hall	2 1	
									181 A	Maine	1 9	
									181 A	Maine	0 1	
									181 A	Maine	1 7	
									186 H	Georgetown	0 8	
									189 H	George Washington	7 4	
									194 N	Wright St.	0 8	
									210 H	Saint Francis (PA)	1 7	
									220 H	Sacred Heart	9 2	
									228 H	Rhode Island	1 9	
									229 A	Towson	6 0	
									236 H	Canisius	6 4	
									246 H	Princeton	7 2	
									249 H	Siena	3 2	
									249 N	Siena	5 2	
									252 H	Mt. St. Mary's	0 11	
									258 H	Niagara	2 3	
									258 H	Niagara	1 0	
LAST 10 GAMES												
			44 H	Boston U.	1 10	181 A	Maine	1 7				
			44 H	Boston U.	4 9	264 H	La Salle	5 3				
			44 H	Boston U.	4 6	264 H	La Salle	3 2				
			181 A	Maine	0 1	266 A	Hartford	2 3				
			181 A	Maine	1 9	266 A	Hartford	4 7				

Non-Div. I Games:

UMBC

RPI	S	Opponent	Score	
262	A	Hampton	14	9
262	A	Hampton	5	6
264	H	La Salle	5	3
264	H	La Salle	3	2
265	A	George Mason	4	2
266	A	Hartford	1	3
266	A	Hartford	2	3
266	A	Hartford	4	7
269	H	Brown	7	1
278	H	Howard	12	5
287	H	Saint Peter's	10	3
287	H	Saint Peter's	4	3
287	H	Saint Peter's	3	8
287	H	Saint Peter's	7	2

U
M
B
C

U
M
B
C

Average RPI Win:	207	WON-LOST	WINNING	LAST 10	STRENGTH OF	OPP. STRENGTH	TEAM	ADJ	CONF.	ADJ CONF.			
Average RPI Loss:	166	RECORD	PCT. RANK	GAMES	SCHEDULE	OF SCHEDULE	RPI	RPI	RPI	RPI			
DIV. I ONLY		10-41-0	.19608	278	0-10-0	195	243	268	.39006	261	24	23	
DIV. I NON-CONF.		8-20-0	.28571	241	0-0-0	196	260	248	.41884	246	25	24	
<hr/>													
TOTALS	RPI 1-25	RPI 26-50		W-L RECORDS		RPI 51-100		RPI 101-150		RPI 150+			
10-41-0	0-0-0	0-0-0		OVERALL		0-6-0		2-9-0		8-26-0			
3-14-0	0-0-0	0-0-0		HOME		0-5-0		0-2-0		3-7-0			
3-17-0	0-0-0	0-0-0		AWAY		0-1-0		1-3-0		2-13-0			
4-10-0	0-0-0	0-0-0		NEUTRAL		0-0-0		1-4-0		3-6-0			
8-20-0	0-0-0	0-0-0		NON-CONFERENCE		0-3-0		2-7-0		6-10-0			
1-5-0	0-0-0	0-0-0		HOME		0-2-0		0-2-0		1-1-0			
3-6-0	0-0-0	0-0-		AWAY		0-1-0		1-1-0		2-4-0			
4-9-0	0-0-0	0-0-0		NEUTRAL		0-0-0		1-4-0		3-5-0			
2-21-0	0-0-0	0-0-0		CONFERENCE		0-3-0		0-2-0		2-16-0			
2-9-0	0-0-0	0-0-0		HOME		0-3-0		0-0-0		2-6-0			
0-11-0	0-0-0	0-0-0		AWAY		0-0-0		0-2-0		0-9-0			
0-1-0	0-0-0	0-0-0		NEUTRAL		0-0-0		0-0-0		0-1-0			
RPI	S	Opponent	Score	RPI	S	Opponent	Score	RPI	S	Opponent	Score		
						77 H	IPFW	1	9	103 A	Bowling Green	3	1
						77 H	IPFW	2	4	103 A	Bowling Green	4	6
						82 A	S.C. Upstate	0	8	119 H	Central Mich.	4	14
						84 H	Valparaiso	1	9	119 H	Central Mich.	1	11
						84 H	Valparaiso	2	7	126 N	Lehigh	1	2
						84 H	Valparaiso	3	12	126 N	Lehigh	3	2
										127 A	Loyola Chicago	1	5
										127 A	Loyola Chicago	1	9
										140 N	Penn	2	6
										144 N	Ohio	5	13
										149 N	UMKC	5	8
										161 H	Youngstown St.	0	9
										161 H	Youngstown St.	1	10
										161 H	Youngstown St.	1	9
										167 A	Butler	2	7
										167 A	Butler	2	9
										167 A	Butler	3	8
										167 N	Butler	0	8
										168 A	Eastern Mich.	0	8
										168 A	Eastern Mich.	1	7
										178 H	Ill.-Chicago	2	10
										178 H	Ill.-Chicago	7	6
										184 N	Fairleigh Dickinson	4	3
										185 N	Utah Valley	0	1
										191 N	Florida A&M	0	8
										194 A	Wright St.	1	8
										194 A	Wright St.	1	3
<hr/>													
LAST 10 GAMES													
						127 A	Loyola Chicago	1	9	167 A	Butler	2	9
						127 A	Loyola Chicago	1	5	167 A	Butler	3	8
						247 A	Cleveland St.	2	3	167 A	Butler	2	7
						247 A	Cleveland St.	2	9	161 H	Youngstown St.	1	9
						247 A	Cleveland St.	2	4	161 H	Youngstown St.	1	10

Non-Div. I Games:

Detroit

RPI	S	Opponent	Score
194	A	Wright St.	0 8
197	A	Dayton	5 3
197	A	Dayton	1 5
214	N	St. Bonaventure	3 6
216	H	Green Bay	2 3
216	H	Green Bay	2 11
216	H	Green Bay	7 5
220	N	Sacred Heart	7 9
224	N	Indiana St.	3 8
235	A	Evansville	1 2
235	A	Evansville	4 3
247	A	Cleveland St.	2 3
247	A	Cleveland St.	2 4
247	A	Cleveland St.	2 9
272	H	Oakland	0 9
272	H	Oakland	10 7
277	N	Holy Cross	4 1
279	N	Lafayette	6 2

Detroit

Average RPI Win:	260	WON-LOST RECORD	WINNING PCT. RANK	LAST 10 GAMES	STRENGTH OF SCHEDULE	OPP. STRENGTH OF SCHEDULE	TEAM RPI	ADJ RPI	CONF. RPI	ADJ CONF. RPI	
DIV. I ONLY		25-33-0	.43103 188	5-5-0	280	273	262	.3897 262	30	30	
DIV. I NON-CONF.		10-20-0	.33333 224	0-0-0	233	211	246	.42532 240	30	30	
<hr/>											
TOTALS	RPI 1-25	RPI 26-50		W-L RECORDS		RPI 51-100		RPI 101-150		RPI 150+	
25-33-0	0-0-0	0-2-0		OVERALL		0-2-0		1-9-0		24-20-0	
17-7-0	0-0-0	0-0-0		HOME		0-0-0		0-4-0		17-3-0	
1-17-0	0-0-0	0-2-0		AWAY		0-1-0		0-2-0		1-12-0	
7-9-0	0-0-0	0-0-0		NEUTRAL		0-1-0		1-3-0		6-5-0	
10-20-0	0-0-0	0-2-0		NON-CONFERENCE		0-2-0		1-9-0		9-7-0	
6-6-0	0-0-0	0-0-0		HOME		0-0-0		0-4-0		6-2-0	
0-9-0	0-0-0	0-0-		AWAY		0-1-0		0-2-0		0-4-0	
4-5-0	0-0-0	0-0-0		NEUTRAL		0-1-0		1-3-0		3-1-0	
15-13-0	0-0-0	0-0-0		CONFERENCE		0-0-0		0-0-0		15-13-0	
11-1-0	0-0-0	0-0-0		HOME		0-0-0		0-0-0		11-1-0	
1-8-0	0-0-0	0-0-0		AWAY		0-0-0		0-0-0		1-8-0	
3-4-0	0-0-0	0-0-0		NEUTRAL		0-0-0		0-0-0		3-4-0	
<hr/>											
RPI S	Opponent	Score	RPI S	Opponent	Score	RPI S	Opponent	Score	RPI S	Opponent	Score
			28 A	North Carolina	4 12	97 A	Coastal Caro.	0 8	110 H	Longwood	1 3
			28 A	North Carolina	2 12	99 N	Boston College	1 5	110 H	Longwood	4 5
									118 A	Charleston So.	0 10
									118 A	Charleston So.	0 5
									118 H	Charleston So.	4 6
									119 N	Central Mich.	1 5
									129 H	Central Conn. St.	2 3
									129 N	Central Conn. St.	3 1
									137 N	Villanova	1 11
									138 N	Central Ark.	0 6
									179 A	Delaware St.	0 5
									179 A	Delaware St.	5 11
									179 A	Delaware St.	2 5
									189 A	George Washington	2 3
									189 A	George Washington	0 5
									191 N	Florida A&M	4 12
									191 N	Florida A&M	15 6
									194 N	Wright St.	11 8
									195 A	Campbell	2 11
									195 A	Campbell	0 8
									198 N	Bethune-Cookman	2 3
			LAST 10 GAMES						204 N	Toledo	0 8
			191 N	Florida A&M	4 12	253 A	Norfolk St.	2 1	222 H	Liberty	5 3
			198 N	Bethune-Cookman	2 3	253 A	Norfolk St.	0 4	222 H	Liberty	6 9
			250 N	Savannah St.	5 4	285 H	N.C. Central	7 1	250 N	Savannah St.	5 4
			191 N	Florida A&M	15 6	285 H	N.C. Central	5 2	253 A	Norfolk St.	3 6
			253 A	Norfolk St.	3 6	263 A	Coppin St.	2 3	253 A	Norfolk St.	2 1

Non-Div. I Games:

Hampton

H
a
m
p
t
o
n

RPI	S	Opponent	Score	
253	A	Norfolk St.	0	4
260	H	UMBC	9	14
260	H	UMBC	6	5
263	A	Coppin St.	9	10
263	A	Coppin St.	4	5
263	A	Coppin St.	2	3
264	N	La Salle	5	4
264	N	La Salle	6	4
265	H	George Mason	10	5
265	H	George Mason	3	2
272	H	Oakland	3	2
272	H	Oakland	5	2
276	N	N.C. A&T	5	6
276	N	N.C. A&T	0	1
278	H	Howard	9	2
278	H	Howard	5	4
278	H	Howard	10	2
280	H	Morgan St.	2	6
280	H	Morgan St.	8	6
280	H	Morgan St.	2	1
285	H	N.C. Central	5	2
285	H	N.C. Central	7	1
289	H	UMES	9	1
289	H	UMES	5	2
289	H	UMES	9	1
289	H	UMES	11	0
289	N	UMES	9	0

H
a
m
p
t
o
n

Average RPI Win:	259	WON-LOST	WINNING	LAST 10	STRENGTH OF	OPP. STRENGTH	TEAM	ADJ	CONF.	ADJ CONF.												
Average RPI Loss:	217	RECORD	PCT. RANK	GAMES	SCHEDULE	OF SCHEDULE	RPI	RPI	RPI	RPI												
DIV. I ONLY		20-22-0	.47619	156	5-5-0	282	282	257	.38879	263	30	30										
DIV. I NON-CONF.		4-14-0	.22222	257	0-2-0	251	276	268	.37176	271	30	30										
<hr/>																						
TOTALS	RPI 1-25	RPI 26-50		W-L RECORDS		RPI 51-100		RPI 101-150		RPI 150+												
20-22-0	0-0-0	0-0-0		OVERALL		0-0-0		1-2-0		19-20-0												
12-15-0	0-0-0	0-0-0		HOME		0-0-0		1-2-0		11-13-0												
8-5-0	0-0-0	0-0-0		AWAY		0-0-0		0-0-0		8-5-0												
0-2-0	0-0-0	0-0-0		NEUTRAL		0-0-0		0-0-0		0-2-0												
<hr/>																						
4-14-0	0-0-0	0-0-0		NON-CONFERENCE		0-0-0		1-2-0		3-12-0												
4-14-0	0-0-0	0-0-0		HOME		0-0-0		1-2-0		3-12-0												
0-0-0	0-0-0	0-0-		AWAY		0-0-0		0-0-0		0-0-0												
0-0-0	0-0-0	0-0-0		NEUTRAL		0-0-0		0-0-0		0-0-0												
<hr/>																						
16-8-0	0-0-0	0-0-0		CONFERENCE		0-0-0		0-0-0		16-8-0												
8-1-0	0-0-0	0-0-0		HOME		0-0-0		0-0-0		8-1-0												
8-5-0	0-0-0	0-0-0		AWAY		0-0-0		0-0-0		8-5-0												
0-2-0	0-0-0	0-0-0		NEUTRAL		0-0-0		0-0-0		0-2-0												
<hr/>																						
RPI	S	Opponent	Score	RPI	S	Opponent	Score	RPI	S	Opponent	Score											
								117	H	Robert Morris	3	14										
								129	H	Central Conn. St.	0	5										
								129	H	Central Conn. St.	5	4										
								163	H	Iona	0	2										
								169	H	Seton Hall	2	4										
								179	A	Delaware St.	2	1										
								179	A	Delaware St.	0	7										
								179	A	Delaware St.	1	2										
								184	H	Fairleigh Dickinson	2	6										
								184	H	Fairleigh Dickinson	1	12										
								191	N	Florida A&M	1	5										
								210	H	Saint Francis (PA)	3	6										
								220	H	Sacred Heart	1	3										
								236	H	Canisius	4	3										
								249	H	Siena	2	13										
								249	H	Siena	3	5										
								249	H	Siena	4	9										
								252	H	Mt. St. Mary's	4	3										
								252	H	Mt. St. Mary's	0	15										
								252	H	Mt. St. Mary's	1	2										
								253	A	Norfolk St.	1	2										
								LAST 10 GAMES								253	A	Norfolk St.	4	1		
								191	N	Florida A&M	1	5	262	H	Hampton	3	2	253	A	Norfolk St.	2	1
								253	N	Norfolk St.	3	6	262	H	Hampton	10	9	253	N	Norfolk St.	3	6
								280	A	Morgan St.	4	1	262	H	Hampton	5	4	258	H	Niagara	1	6
280	A	Morgan St.	7	6	252	H	Mt. St. Mary's	1	2	262	H	Hampton	3	2								
280	A	Morgan St.	3	4	252	H	Mt. St. Mary's	0	15	262	H	Hampton	10	9								

Non-Div. I Games:

Coppin St.

RPI	S	Opponent	Score	
262	H	Hampton	5	4
269	H	Brown	4	0
278	H	Howard	2	1
278	H	Howard	2	1
278	H	Howard	1	3
280	A	Morgan St.	4	1
280	A	Morgan St.	3	4
280	A	Morgan St.	7	6
281	A	South Carolina St.	15	0
281	A	South Carolina St.	5	3
281	A	South Carolina St.	11	2
281	A	South Carolina St.	9	10
289	H	UMES	5	0
289	H	UMES	9	1
289	H	UMES	5	1

L
a
S
a
l
l
e

La Salle					Through Games Of Through May 13, 2012										
Average RPI Win:		206	WON-LOST	WINNING	LAST 10	STRENGTH OF	OPP. STRENGTH	TEAM	ADJ	CONF.	ADJ CONF.				
Average RPI Loss:		164	RECORD	PCT. RANK	GAMES	SCHEDULE	OF SCHEDULE	RPI	RPI	RPI	RPI				
DIV. I ONLY			9-40-0	.18367	281	3-7-0	150	248	264	.3873	264	19	19		
DIV. I NON-CONF.			6-23-0	.2069	259	0-2-0	143	287	256	.39397	261	18	18		
TOTALS		RPI 1-25		RPI 26-50		W-L RECORDS		RPI 51-100		RPI 101-150		RPI 150+			
9-40-0		0-0-0		0-4-0		OVERALL		1-6-0		2-8-0		6-22-0			
4-10-0		0-0-0		0-2-0		HOME		0-2-0		2-2-0		2-4-0			
4-23-0		0-0-0		0-2-0		AWAY		1-4-0		0-4-0		3-13-0			
1-7-0		0-0-0		0-0-0		NEUTRAL		0-0-0		0-2-0		1-5-0			
6-23-0		0-0-0		0-2-0		NON-CONFERENCE		1-4-0		2-6-0		3-11-0			
2-2-0		0-0-0		0-0-0		HOME		0-0-0		2-2-0		0-0-0			
3-14-0		0-0-0		0-0-		AWAY		1-4-0		0-2-0		2-6-0			
1-7-0		0-0-0		0-0-0		NEUTRAL		0-0-0		0-2-0		1-5-0			
3-17-0		0-0-0		0-2-0		CONFERENCE		0-2-0		0-2-0		3-11-0			
2-8-0		0-0-0		0-2-0		HOME		0-2-0		0-0-0		2-4-0			
1-9-0		0-0-0		0-0-0		AWAY		0-0-0		0-2-0		1-7-0			
0-0-0		0-0-0		0-0-0		NEUTRAL		0-0-0		0-0-0		0-0-0			
RPI	S	Opponent	Score	RPI	S	Opponent	Score	RPI	S	Opponent	Score	RPI	S	Opponent	Score
				34	H	Massachusetts	3 11	82	A	S.C. Upstate	0 8	114	N	Western Mich.	0 1
				34	H	Massachusetts	1 5	82	A	S.C. Upstate	0 4	133	A	Temple	0 8
				48	A	Ga. Southern	0 6	90	H	Fordham	0 11	133	A	Temple	3 4
				48	A	Ga. Southern	0 8	90	H	Fordham	1 9	137	H	Villanova	0 8
								97	A	Coastal Caro.	1 0	137	H	Villanova	5 8
								97	A	Coastal Caro.	0 3	137	N	Villanova	0 8
								97	A	Coastal Caro.	5 7	140	A	Penn	0 8
												140	A	Penn	1 5
												150	H	Monmouth	4 1
												150	H	Monmouth	7 1
												151	A	Charlotte	1 6
												151	A	Charlotte	0 1
												171	A	Saint Joseph's	1 11
												171	A	Saint Joseph's	1 4
												174	H	Saint Louis	0 12
												174	H	Saint Louis	2 4
												189	A	George Washington	1 4
												189	A	George Washington	1 5
												197	A	Dayton	3 1
												197	A	Dayton	1 3
												214	H	St. Bonaventure	8 11
												214	H	St. Bonaventure	4 12
												222	N	Liberty	1 10
												228	H	Rhode Island	9 3
												228	H	Rhode Island	6 3
												240	A	Drexel	2 10
												246	A	Princeton	1 7
LAST 10 GAMES															
				34	H	Massachusetts	1 5	197	A	Dayton	3 1	222	N	Liberty	1 10
				34	H	Massachusetts	3 11	260	A	UMBC	3 5	228	H	Rhode Island	9 3
				228	H	Rhode Island	9 3	260	A	UMBC	2 3	228	H	Rhode Island	6 3
				228	H	Rhode Island	6 3	214	H	St. Bonaventure	8 11	240	A	Drexel	2 10
				197	A	Dayton	1 3	214	H	St. Bonaventure	4 12	246	A	Princeton	1 7

Non-Div. I Games:

La Salle

L
a
S
a
l
l
e

RPI	S	Opponent	Score	
246	A	Princeton	0	8
250	N	Savannah St.	2	4
251	A	Delaware	5	1
253	N	Norfolk St.	0	3
260	A	UMBC	2	3
260	A	UMBC	3	5
262	N	Hampton	4	5
262	N	Hampton	4	6
274	A	Bucknell	2	5
274	A	Bucknell	1	0
276	N	N.C. A&T	7	2

La Salle

L
a
S
a
l
l
e

L
a
S
a
l
l
e

Average RPI Win:	221	WON-LOST	WINNING	LAST 10	STRENGTH OF	OPP. STRENGTH	TEAM	ADJ	CONF.	ADJ CONF.	
Average RPI Loss:	163	RECORD	PCT. RANK	GAMES	SCHEDULE	OF SCHEDULE	RPI	RPI	RPI	RPI	
DIV. I ONLY	13-41-0	.24074	270	3-7-0	178	244	258	.38466	265	25	25
DIV. I NON-CONF.	6-27-0	.18182	265	0-2-0	173	258	260	.38389	264	24	23
<hr/>											
TOTALS	RPI 1-25	RPI 26-50		W-L RECORDS		RPI 51-100		RPI 101-150		RPI 150+	
13-41-0	0-0-0	0-6-0		OVERALL		1-8-0		0-2-0		12-25-0	
4-18-0	0-0-0	0-0-0		HOME		1-4-0		0-2-0		3-12-0	
8-19-0	0-0-0	0-5-0		AWAY		0-3-0		0-0-0		8-11-0	
1-4-0	0-0-0	0-1-0		NEUTRAL		0-1-0		0-0-0		1-2-0	
6-27-0	0-0-0	0-3-0		NON-CONFERENCE		0-6-0		0-2-0		6-16-0	
3-10-0	0-0-0	0-0-0		HOME		0-2-0		0-2-0		3-6-0	
2-13-0	0-0-0	0-0-		AWAY		0-3-0		0-0-0		2-8-0	
1-4-0	0-0-0	0-1-0		NEUTRAL		0-1-0		0-0-0		1-2-0	
7-14-0	0-0-0	0-3-0		CONFERENCE		1-2-0		0-0-0		6-9-0	
1-8-0	0-0-0	0-0-0		HOME		1-2-0		0-0-0		0-6-0	
6-6-0	0-0-0	0-3-0		AWAY		0-0-0		0-0-0		6-3-0	
0-0-0	0-0-0	0-0-0		NEUTRAL		0-0-0		0-0-0		0-0-0	
RPI	S	Opponent	Score	RPI	S	Opponent	Score	RPI	S	Opponent	Score
				48	N	Ga. Southern	1 10	53	N	Marshall	5 8
				49	A	Hofstra	3 9	60	A	Virginia	1 5
				49	A	Hofstra	0 8	75	H	Georgia St.	0 6
				49	A	Hofstra	3 12	75	H	Georgia St.	3 2
				50	A	Maryland	1 3	75	H	Georgia St.	0 2
				50	A	Maryland	3 6	82	A	S.C. Upstate	3 9
								86	H	Albany (NY)	7 11
								86	H	Albany (NY)	1 3
								97	A	Coastal Caro.	3 4
	</										

Non-Div. I Games:

George Mason

RPI	S	Opponent	Score	
253	A	Norfolk St.	5	6
255	H	Rider	0	5
260	H	UMBC	2	4
262	A	Hampton	2	3
262	A	Hampton	5	10
266	A	Hartford	4	5
266	A	Hartford	0	3
266	H	Hartford	9	0
267	A	UNC Wilmington	4	5
267	A	UNC Wilmington	8	3
267	A	UNC Wilmington	2	0
278	N	Howard	4	7

G
e
o
r
g
e
M
a
s
o
n

G
e
o
r
g
e
M
a
s
o
n

[illegible]

Non-Div. I Games:

Hartford

RPI	S	Opponent	Score	
249	A	Siena	2	10
260	H	UMBC	3	1
260	H	UMBC	7	4
260	H	UMBC	3	2
265	A	George Mason	0	9
265	H	George Mason	5	4
265	H	George Mason	3	0
273	H	Manhattan	1	5
273	H	Manhattan	5	3
277	A	Holy Cross	4	6
277	A	Holy Cross	4	12

H
a
r
t
f
o
r
d

H
a
r
t
f
o
r
d

Hartford

Average RPI Win: 250		WON-LOST RECORD		WINNING PCT. RANK		LAST 10 GAMES		STRENGTH OF SCHEDULE		OPP. STRENGTH OF SCHEDULE		TEAM RPI		ADJ RPI		CONF. RPI		ADJ CONF. RPI	
DIV. I ONLY		9-45-0		.16667 283		1-9-0		166		224		267		.38232 267		25		25	
DIV. I NON-CONF.		5-28-0		.15152 274		0-2-0		157		221		262		.39849 258		24		23	
TOTALS		RPI 1-25		RPI 26-50		W-L RECORDS		RPI 51-100		RPI 101-150		RPI 150+							
9-45-0		0-0-0		0-7-0		OVERALL		0-11-0		0-3-0		9-24-0							
5-17-0		0-0-0		0-2-0		HOME		0-7-0		0-0-0		5-8-0							
3-18-0		0-0-0		0-4-0		AWAY		0-1-0		0-2-0		3-11-0							
1-10-0		0-0-0		0-1-0		NEUTRAL		0-3-0		0-1-0		1-5-0							
5-28-0		0-0-0		0-4-0		NON-CONFERENCE		0-8-0		0-3-0		5-13-0							
3-10-0		0-0-0		0-2-0		HOME		0-4-0		0-0-0		3-4-0							
1-8-0		0-0-0		0-0-		AWAY		0-1-0		0-2-0		1-4-0							
1-10-0		0-0-0		0-1-0		NEUTRAL		0-3-0		0-1-0		1-5-0							
4-17-0		0-0-0		0-3-0		CONFERENCE		0-3-0		0-0-0		4-11-0							
2-7-0		0-0-0		0-0-0		HOME		0-3-0		0-0-0		2-4-0							
2-10-0		0-0-0		0-3-0		AWAY		0-0-0		0-0-0		2-7-0							
0-0-0		0-0-0		0-0-0		NEUTRAL		0-0-0		0-0-0		0-0-0							
RPI	S	Opponent	Score	RPI	S	Opponent	Score	RPI	S	Opponent	Score	RPI	S	Opponent	Score				
				28	A	North Carolina	2 3	67	N	Rutgers	1 6	112	A	Col. of Charleston	0 3				
				34	N	Massachusetts	1 5	75	H	Georgia St.	0 6	112	A	Col. of Charleston	1 4				
				46	H	Kansas	1 9	75	H	Georgia St.	1 4	113	N	St. John's (NY)	4 6				
				46	H	Kansas	0 3	75	H	Georgia St.	0 8	153	A	James Madison	0 8				
				49	A	Hofstra	0 3	81	N	Fla. Gulf Coast	1 8	153	A	James Madison	2 10				
				49	A	Hofstra	0 7	82	A	S.C. Upstate	0 5	153	A	James Madison	1 5				
				49	A	Hofstra	0 1	85	H	East Carolina	2 10	157	H	Gardner-Webb	1 3				
								85	H	East Carolina	1 7	157	H	Gardner-Webb	5 6				
								86	N	Albany (NY)	3 4	157	N	Gardner-Webb	0 6				
								97	H	Coastal Caro.	0 1	161	N	Youngstown St.	1 6				
								97	H	Coastal Caro.	0 10	183	H	Fairfield	3 6				
												183	N	Fairfield	4 3				
												186	N	Georgetown	0 8				
												192	N	Northern Colo.	1 5				
												195	A	Campbell	3 7				
												195	A	Campbell	1 2				
												195	N	Campbell	0 2				
												201	A	Winthrop	0 2				
												229	A	Towson	3 0				
												229	A	Towson	1 2				
												229	A	Towson	5 6				
												240	A	Drexel	4 2				
												240	A	Drexel	1 3				
												240	A	Drexel	2 12				
												245	A	Presbyterian	6 0				
												245	A	Presbyterian	2 3				
												251	H	Delaware	0 4				
LAST 10 GAMES				49	A	Hofstra	0 3	251	H	Delaware	2 1	240	A	Drexel	1 3				
				49	A	Hofstra	0 1	97	H	Coastal Caro.	0 10	240	A	Drexel	2 12				
				49	A	Hofstra	0 7	97	H	Coastal Caro.	0 1	245	A	Presbyterian	6 0				
				251	H	Delaware	3 8	240	A	Drexel	2 12	245	A	Presbyterian	2 3				
				251	H	Delaware	0 4	240	A	Drexel	1 3	251	H	Delaware	0 4				

Non-Div. I Games:

UNC Wilmington

RPI	S	Opponent	Score	
251	H	Delaware	3	8
251	H	Delaware	2	1
265	H	George Mason	0	2
265	H	George Mason	3	8
265	H	George Mason	5	4
276	H	N.C. A&T	1	0
276	H	N.C. A&T	10	0
285	H	N.C. Central	4	6
285	H	N.C. Central	14	4

UNC Wilmington

U
N
C
W
i
l
m
i
n
g
t
o
n

U
N
C
W
i
l
m
i
n
g
t
o
n

Average RPI Win: 220		WON-LOST	WINNING	LAST 10	STRENGTH OF		OPP. STRENGTH	TEAM	ADJ		CONF.	ADJ CONF.
Average RPI Loss: 199		RECORD	PCT. RANK	GAMES	SCHEDULE		OF SCHEDULE	RPI	RPI		RPI	RPI
DIV. I ONLY		12-34-0	.26087	263	4-6-0		248	263	269		.37255	268
DIV. I NON-CONF.		7-19-0	.26923	245	0-2-0		239	270	261		.3941	260
TOTALS		RPI 1-25	RPI 26-50		W-L RECORDS		RPI 51-100		RPI 101-150		RPI 150+	
12-34-0		0-0-0	0-0-0		OVERALL		0-4-0		2-3-0		10-27-0	
4-16-0		0-0-0	0-0-0		HOME		0-4-0		1-1-0		3-11-0	
5-13-0		0-0-0	0-0-0		AWAY		0-0-0		0-2-0		5-11-0	
3-5-0		0-0-0	0-0-0		NEUTRAL		0-0-0		1-0-0		2-5-0	
7-19-0		0-0-0	0-0-0		NON-CONFERENCE		0-0-0		2-1-0		5-18-0	
2-8-0		0-0-0	0-0-0		HOME		0-0-0		1-1-0		1-7-0	
2-6-0		0-0-0	0-0-		AWAY		0-0-0		0-0-0		2-6-0	
3-5-0		0-0-0	0-0-0		NEUTRAL		0-0-0		1-0-0		2-5-0	
5-15-0		0-0-0	0-0-0		CONFERENCE		0-4-0		0-2-0		5-9-0	
2-8-0		0-0-0	0-0-0		HOME		0-4-0		0-0-0		2-4-0	
3-7-0		0-0-0	0-0-0		AWAY		0-0-0		0-2-0		3-5-0	
0-0-0		0-0-0	0-0-0		NEUTRAL		0-0-0		0-0-0		0-0-0	
RPI S	Opponent	Score	RPI S	Opponent	Score	RPI S	Opponent	Score	RPI S	Opponent	Score	
						100 H	Harvard	1 14	126 N	Lehigh	4 3	
						100 H	Harvard	2 9	129 H	Central Conn. St.	0 4	
						100 H	Harvard	1 15	129 H	Central Conn. St.	10 8	
						100 H	Harvard	2 11	140 A	Penn	3 14	
									140 A	Penn	0 1	
									172 A	Bryant	9 8	
									172 A	Bryant	0 12	
									173 H	Army	6 8	
									173 H	Army	1 2	
									175 N	Akron	0 7	
									183 A	Fairfield	4 5	
									183 A	Fairfield	2 6	
									191 N	Florida A&M	3 12	
									193 H	Providence	3 4	
									193 H	Providence	0 8	
									202 H	Cornell	6 8	
									202 H	Cornell	5 8	
									210 N	Saint Francis (PA)	3 6	
									210 N	Saint Francis (PA)	4 3	
									218 H	Marist	2 5	
									218 H	Marist	3 2	
									220 A	Sacred Heart	4 7	
									220 A	Sacred Heart	3 0	
									224 N	Indiana St.	3 9	
									228 A	Rhode Island	0 7	
									228 A	Rhode Island	3 5	
									246 H	Princeton	3 6	
			LAST 10 GAMES									
			269 H	Brown	1 0	173 H	Army	1 2				
			269 H	Brown	8 1	248 A	Dartmouth	0 8				
			269 A	Brown	2 8	248 A	Dartmouth	4 8				
			269 A	Brown	1 10	248 A	Dartmouth	3 2				
			173 H	Army	6 8	248 A	Dartmouth	5 4				

Non-Div. I Games:

Yale

RPI	S	Opponent	Score	
246	H	Princeton	4	6
248	A	Dartmouth	5	4
248	A	Dartmouth	3	2
248	A	Dartmouth	4	8
248	A	Dartmouth	0	8
257	N	South Dakota	6	2
259	H	Wagner	3	6
259	H	Wagner	0	6
269	A	Brown	1	10
269	A	Brown	2	8
269	H	Brown	1	0
269	H	Brown	8	1
270	A	Columbia	4	3
270	A	Columbia	1	4
277	N	Holy Cross	6	7

Yale

Y
a
l
e

Y
a
l
e

Average RPI Win: 249		WON-LOST	WINNING	LAST 10	STRENGTH OF		OPP. STRENGTH	TEAM	ADJ		CONF.	ADJ CONF.						
Average RPI Loss: 181		RECORD	PCT. RANK	GAMES	SCHEDULE		OF SCHEDULE	RPI	RPI		RPI	RPI						
DIV. I ONLY		10-27-0	.27027	257	3-7-0		266	254	272		.37158	269						
DIV. I NON-CONF.		3-14-0	.17647	267	0-1-0		279	226	279		.35528	278						
TOTALS		RPI 1-25	RPI 26-50		W-L RECORDS		RPI 51-100		RPI 101-150		RPI 150+							
10-27-0		0-0-0	0-0-0		OVERALL		0-5-0		0-6-0		10-16-0							
5-5-0		0-0-0	0-0-0		HOME		0-0-0		0-0-0		5-5-0							
2-16-0		0-0-0	0-0-0		AWAY		0-4-0		0-2-0		2-10-0							
3-6-0		0-0-0	0-0-0		NEUTRAL		0-1-0		0-4-0		3-1-0							
3-14-0		0-0-0	0-0-0		NON-CONFERENCE		0-1-0		0-4-0		3-9-0							
0-0-0		0-0-0	0-0-0		HOME		0-0-0		0-0-0		0-0-0							
0-8-0		0-0-0	0-0-		AWAY		0-0-0		0-0-0		0-8-0							
3-6-0		0-0-0	0-0-0		NEUTRAL		0-1-0		0-4-0		3-1-0							
7-13-0		0-0-0	0-0-0		CONFERENCE		0-4-0		0-2-0		7-7-0							
5-5-0		0-0-0	0-0-0		HOME		0-0-0		0-0-0		5-5-0							
2-8-0		0-0-0	0-0-0		AWAY		0-4-0		0-2-0		2-2-0							
0-0-0		0-0-0	0-0-0		NEUTRAL		0-0-0		0-0-0		0-0-0							
RPI	S	Opponent	Score	RPI	S	Opponent	Score	RPI	S	Opponent	Score	RPI	S	Opponent	Score			
								84	N	Valparaiso	2	10		102	N	Colorado St.	3	4
								100	A	Harvard	2	5		102	N	Colorado St.	0	1
								100	A	Harvard	0	5		117	N	Robert Morris	2	4
								100	A	Harvard	1	2		121	N	Iowa St.	3	17
								100	A	Harvard	1	2		140	A	Penn	4	5
														140	A	Penn	4	7
														166	N	UTSA	10	5
														172	A	Bryant	3	5
														182	A	UC Riverside	1	3
														202	H	Cornell	4	8
														202	H	Cornell	9	11
														206	A	UTEP	7	25
														206	A	UTEP	2	10
														228	A	Rhode Island	1	2
														228	A	Rhode Island	1	10
														246	H	Princeton	2	1
														246	H	Princeton	5	6
														248	H	Dartmouth	5	4
														248	H	Dartmouth	4	3
														248	H	Dartmouth	3	11
														248	H	Dartmouth	4	6
														252	N	Mt. St. Mary's	5	4
														254	N	Santa Clara	4	3
														254	N	Santa Clara	4	6
														260	A	UMBC	1	7
														263	A	Coppin St.	0	4
														268	A	Yale	1	8
				LAST 10 GAMES														
				268	A	Yale	0	1				100	A	Harvard	2	5		
				268	A	Yale	1	8				100	A	Harvard	0	5		
				268	H	Yale	8	2				100	A	Harvard	1	2		
				268	H	Yale	10	1				100	A	Harvard	1	2		
				172	A	Bryant	3	5				248	H	Dartmouth	4	3		

Non-Div. I Games:

Brown

RPI	S	Opponent	Score	
268	A	Yale	0	1
268	H	Yale	10	1
268	H	Yale	8	2
270	A	Columbia	6	5
270	A	Columbia	8	0

Brown

B
r
o
w
n

B
r
o
w
n

C
o
l
u
m
b
i
a

Columbia

RPI	S	Opponent	Score	
246	H	Princeton	2	3
248	A	Dartmouth	9	0
248	A	Dartmouth	7	1
255	H	Rider	3	0
255	H	Rider	0	3
259	N	Wagner	9	0
268	H	Yale	3	4
268	H	Yale	4	1
269	H	Brown	0	8
269	H	Brown	5	6
274	N	Bucknell	0	6
279	N	Lafayette	4	2
287	A	Saint Peter's	5	2
287	A	Saint Peter's	7	1

Columbia

C
o
l
u
m
b
i
a

C
o
l
u
m
b
i
a

Average RPI Win:	269	WON-LOST RECORD	WINNING PCT. RANK	LAST 10 GAMES	STRENGTH OF SCHEDULE	OPP. STRENGTH OF SCHEDULE	TEAM RPI	ADJ RPI	CONF. RPI	ADJ CONF. RPI						
DIV. I ONLY		14-14-0	.5	140	2-6-0	287	288	266	.37074	271	31	31				
DIV. I NON-CONF.		2-4-0	.33333	224	0-1-0	146	172	207	.43902	227	31	31				
<hr/>																
TOTALS	RPI 1-25	RPI 26-50		W-L RECORDS		RPI 51-100		RPI 101-150		RPI 150+						
14-14-0	0-0-0	0-0-0		OVERALL		0-0-0		1-5-0		13-9-0						
3-5-0	0-0-0	0-0-0		HOME		0-0-0		0-2-0		3-3-0						
7-5-0	0-0-0	0-0-0		AWAY		0-0-0		1-1-0		6-4-0						
4-4-0	0-0-0	0-0-0		NEUTRAL		0-0-0		0-2-0		4-2-0						
<hr/>																
2-4-0	0-0-0	0-0-0		NON-CONFERENCE		0-0-0		1-3-0		1-1-0						
0-2-0	0-0-0	0-0-0		HOME		0-0-0		0-2-0		0-0-0						
2-2-0	0-0-0	0-0-		AWAY		0-0-0		1-1-0		1-1-0						
0-0-0	0-0-0	0-0-0		NEUTRAL		0-0-0		0-0-0		0-0-0						
<hr/>																
12-10-0	0-0-0	0-0-0		CONFERENCE		0-0-0		0-2-0		12-8-0						
3-3-0	0-0-0	0-0-0		HOME		0-0-0		0-0-0		3-3-0						
5-3-0	0-0-0	0-0-0		AWAY		0-0-0		0-0-0		5-3-0						
4-4-0	0-0-0	0-0-0		NEUTRAL		0-0-0		0-2-0		4-2-0						
<hr/>																
RPI	S	Opponent	Score	RPI	S	Opponent	Score	RPI	S	Opponent	Score					
								107	A	Sam Houston St.	0	11				
								107	A	Sam Houston St.	7	3				
								107	H	Sam Houston St.	0	3				
								107	H	Sam Houston St.	0	9				
								148	N	Mississippi Val.	0	6				
								148	N	Mississippi Val.	0	2				
								239	A	Houston Baptist	2	4				
								239	A	Houston Baptist	5	4				
								242	A	Texas Southern	1	2				
								242	A	Texas Southern	3	8				
								242	H	Texas Southern	0	8				
								242	H	Texas Southern	1	5				
								242	H	Texas Southern	1	3				
								275	N	Alabama St.	2	12				
								282	N	Alcorn St.	2	0				
								283	N	Alabama A&M	4	3				
								283	N	Alabama A&M	1	0				
								283	N	Alabama A&M	3	4				
								284	A	Ark.-Pine Bluff	11	4				
								284	A	Ark.-Pine Bluff	5	0				
								284	A	Ark.-Pine Bluff	3	2				
								LAST 10 GAMES				286	H	Grambling	6	5
												148	N	Mississippi Val.	0	2
												242	H	Texas Southern	1	5
286	H	Grambling	3	0												
286	H	Grambling	6	0												
286	N	Grambling	6	2												
				107	H	Sam Houston St.	0	9								
				286	H	Grambling	6	0								
				107	H	Sam Houston St.	0	3								
				288	A	Southern U.	9	0								
				288	A	Southern U.	1	9								
<hr/>																
Non-Div. I Games:	Langston	2	3	Houston-Victoria	0	8	Houston-Victoria	7	12	Bacone	4	0				
	Langston	12	0	Langston	6	4	Houston-Victoria	1	9	Langston	3	4				

Non-Div. I Games:

Bacone

8

3

Huston-Tillotson

4

2

Houston-Victoria

2

1

RPI SHuston-Tillotson

8

Score

288 A Southern U.

8

6

P
r
a
i
r
i
e
V
i
e
w

P
r
a
i
r
i
e
V
i
e
w

Prairie View

[illegible]

Non-Div. I Games:

Oakland

RPI	S	Opponent	Score	
237	H	South Dakota St.	5	3
237	H	South Dakota St.	6	5
237	H	South Dakota St.	2	6
257	A	South Dakota	6	9
257	A	South Dakota	3	5
257	A	South Dakota	1	3
261	A	Detroit	9	0
261	A	Detroit	7	10
262	A	Hampton	2	3
262	A	Hampton	2	5
287	N	Saint Peter's	2	0

O
a
k
l
a
n
d

O
a
k
l
a
n
d

[illegible]

Non-Div. I Games:

Manhattan

RPI	S	Opponent	Score
255	A	Rider	4 6
258	H	Niagara	2 10
258	H	Niagara	12 4
259	H	Wagner	1 2
259	H	Wagner	1 8
266	A	Hartford	5 1
266	A	Hartford	3 5
277	N	Holy Cross	0 3
278	N	Howard	2 5
279	A	Lafayette	7 8
279	A	Lafayette	0 3
279	N	Lafayette	1 0
287	A	Saint Peter's	7 2
287	A	Saint Peter's	11 4

Manhattan

Average RPI Win: 258		WON-LOST RECORD	WINNING PCT. RANK		LAST 10 GAMES	STRENGTH OF SCHEDULE	OPP. STRENGTH OF SCHEDULE	TEAM RPI	ADJ RPI		CONF. RPI	ADJ CONF. RPI
Average RPI Loss: 194												
DIV. I ONLY		11-34-0	.24444	269	5-5-0	256	274	274	.36163	274	29	29
DIV. I NON-CONF.		6-19-0	.24	252	0-2-0	245	282	265	.38262	265	29	29
TOTALS		RPI 1-25	RPI 26-50		W-L RECORDS		RPI 51-100		RPI 101-150		RPI 150+	
11-34-0	0-0-0	0-0-0		OVERALL		0-3-0		0-5-0		11-26-0		
4-10-0	0-0-0	0-0-0		HOME		0-0-0		0-0-0		4-10-0		
3-15-0	0-0-0	0-0-0		AWAY		0-2-0		0-4-0		3-9-0		
4-9-0	0-0-0	0-0-0		NEUTRAL		0-1-0		0-1-0		4-7-0		
6-19-0	0-0-0	0-0-0		NON-CONFERENCE		0-3-0		0-1-0		6-15-0		
1-1-0	0-0-0	0-0-0		HOME		0-0-0		0-0-0		1-1-0		
1-9-0	0-0-0	0-0-		AWAY		0-2-0		0-0-0		1-7-0		
4-9-0	0-0-0	0-0-0		NEUTRAL		0-1-0		0-1-0		4-7-0		
5-15-0	0-0-0	0-0-0		CONFERENCE		0-0-0		0-4-0		5-11-0		
3-9-0	0-0-0	0-0-0		HOME		0-0-0		0-0-0		3-9-0		
2-6-0	0-0-0	0-0-0		AWAY		0-0-0		0-4-0		2-2-0		
0-0-0	0-0-0	0-0-0		NEUTRAL		0-0-0		0-0-0		0-0-0		
RPI	S	Opponent	Score	RPI	S	Opponent	Score	RPI	S	Opponent	Score	
						53	A Marshall	3		12	0 9	
						53	A Marshall	0		13	0 9	
						77	N IPFW	1		9	0 8	
											0 8	
											0 15	
											7 5	
											0 9	
											1 5	
											2 13	
											0 11	
											3 6	
											3 8	
											2 6	
											2 0	
											8 9	
											0 6	
											1 9	
											2 10	
											2 4	
											0 5	
											0 2	
											2 7	
											2 7	
											0 2	
											3 4	
											0 5	
											1 11	
LAST 10 GAMES												
						279	A Lafayette	0		2	0 2	
						279	A Lafayette	1		0		
						279	A Lafayette	2		0		
						279	A Lafayette	1		2		
						277	H Holy Cross	3		2		

Non-Div. I Games:

Bucknell

RPI	S	Opponent	Score	
245	N	Presbyterian	3	8
259	N	Wagner	0	5
264	H	La Salle	5	2
264	H	La Salle	0	1
270	N	Columbia	6	0
277	H	Holy Cross	4	2
277	H	Holy Cross	3	2
277	H	Holy Cross	4	3
277	H	Holy Cross	1	6
278	N	Howard	8	6
279	A	Lafayette	0	2
279	A	Lafayette	1	0
279	A	Lafayette	2	0
279	A	Lafayette	1	2
287	N	Saint Peter's	5	2

Bucknell

B
u
c
k
n
e
l
l

B
u
c
k
n
e
l
l

Average RPI Win:	261	WON-LOST RECORD	WINNING PCT. RANK	LAST 10 GAMES	STRENGTH OF SCHEDULE	OPP. STRENGTH OF SCHEDULE	TEAM RPI	ADJ RPI	CONF. RPI	ADJ CONF. RPI	
DIV. I ONLY		13-38-0	.2549 265	1-9-0	267	270	276	.35884 275	31	31	
DIV. I NON-CONF.		5-26-0	.16129 269	0-1-0	236	214	273	.37706 267	31	31	
<hr/>											
TOTALS	RPI 1-25	RPI 26-50		W-L RECORDS	RPI 51-100		RPI 101-150		RPI 150+		
13-38-0	0-0-0	0-1-0		OVERALL	0-4-0		0-9-0		13-24-0		
1-9-0	0-0-0	0-0-0		HOME	0-0-0		0-4-0		1-5-0		
6-10-0	0-0-0	0-1-0		AWAY	0-1-0		0-2-0		6-6-0		
6-19-0	0-0-0	0-0-0		NEUTRAL	0-3-0		0-3-0		6-13-0		
<hr/>											
5-26-0	0-0-0	0-1-0		NON-CONFERENCE	0-4-0		0-6-0		5-15-0		
1-3-0	0-0-0	0-0-0		HOME	0-0-0		0-1-0		1-2-0		
3-7-0	0-0-0	0-0-		AWAY	0-1-0		0-2-0		3-3-0		
1-16-0	0-0-0	0-0-0		NEUTRAL	0-3-0		0-3-0		1-10-0		
<hr/>											
8-12-0	0-0-0	0-0-0		CONFERENCE	0-0-0		0-3-0		8-9-0		
0-6-0	0-0-0	0-0-0		HOME	0-0-0		0-3-0		0-3-0		
3-3-0	0-0-0	0-0-0		AWAY	0-0-0		0-0-0		3-3-0		
5-3-0	0-0-0	0-0-0		NEUTRAL	0-0-0		0-0-0		5-3-0		
<hr/>											
RPI S	Opponent	Score	RPI S	Opponent	Score	RPI S	Opponent	Score	RPI S	Opponent	Score
			31 A	Auburn	0 6	70 A	Lipscomb	0 11	103 N	Bowling Green	0 6
						73 N	Kennesaw St.	0 11	117 N	Robert Morris	5 6
						73 N	Kennesaw St.	1 6	136 A	Mercer	2 6
						77 N	IPFW	0 7	136 A	Mercer	2 3
									139 H	Jacksonville St.	0 20
									147 N	Middle Tenn.	0 3
									148 H	Mississippi Val.	4 13
									148 H	Mississippi Val.	4 6
									148 H	Mississippi Val.	1 14
									152 N	Bradley	6 7
									158 N	Eastern Ky.	6 4
									162 N	Drake	3 11
									168 N	Eastern Mich.	0 5
									188 N	Appalachian St.	8 17
									194 N	Wright St.	3 6
									195 N	Campbell	0 6
									201 N	Winthrop	1 9
									205 N	Furman	0 1
									208 A	Western Caro.	3 13
									208 A	Western Caro.	5 6
									208 N	Western Caro.	6 7
									219 H	Samford	3 7
			LAST 10 GAMES								
			242 N	Texas Southern	1 5	148 H	Mississippi Val.	4 6	232 H	Neb. Omaha	4 0
			284 N	Ark.-Pine Bluff	7 2	148 H	Mississippi Val.	4 13	232 H	Neb. Omaha	4 12
			242 N	Texas Southern	5 9	148 H	Mississippi Val.	1 14	241 H	Jackson St.	2 5
			284 N	Ark.-Pine Bluff	5 11	241 H	Jackson St.	2 5	241 H	Jackson St.	2 4
			139 H	Jacksonville St.	0 20	241 H	Jackson St.	5 9	241 H	Jackson St.	5 9

Non-Div. I Games:

Alabama St.

RPI	S	Opponent	Score	
242	N	Texas Southern	5	9
242	N	Texas Southern	1	5
242	N	Texas Southern	10	0
243	N	Southeastern La.	2	12
250	A	Savannah St.	3	0
256	A	Tennessee St.	4	3
256	A	Tennessee St.	5	8
271	N	Prairie View	12	2
280	A	Morgan St.	16	7
282	A	Alcorn St.	8	0
282	A	Alcorn St.	3	4
282	A	Alcorn St.	5	4
283	A	Alabama A&M	7	0
283	A	Alabama A&M	2	4
283	A	Alabama A&M	2	7
284	N	Ark.-Pine Bluff	5	11
284	N	Ark.-Pine Bluff	7	2
286	N	Grambling	11	1
288	N	Southern U.	6	2

Alabama St.

A
l
a
b
a
m
a
S
t
.

A
l
a
b
a
m
a
S
t
.

Average RPI Win:	251	WON-LOST RECORD	WINNING PCT. RANK	LAST 10 GAMES	STRENGTH OF SCHEDULE	OPP. STRENGTH OF SCHEDULE	TEAM RPI	ADJ RPI	CONF. RPI	ADJ CONF. RPI		
DIV. I ONLY		16-35-0	.31373	240	4-6-0	278	281	275	.35266	276	30	30
DIV. I NON-CONF.		3-22-0	.12	279	1-3-0	256	279	280	.3443	280	30	30
<hr/>												
TOTALS	RPI 1-25	RPI 26-50		W-L RECORDS		RPI 51-100		RPI 101-150		RPI 150+		
16-35-0	0-0-0	0-0-0		OVERALL		0-4-0		0-1-0		16-30-0		
10-15-0	0-0-0	0-0-0		HOME		0-2-0		0-0-0		10-13-0		
2-15-0	0-0-0	0-0-0		AWAY		0-2-0		0-0-0		2-13-0		
4-5-0	0-0-0	0-0-0		NEUTRAL		0-0-0		0-1-0		4-4-0		
<hr/>												
3-22-0	0-0-0	0-0-0		NON-CONFERENCE		0-4-0		0-1-0		3-17-0		
2-8-0	0-0-0	0-0-0		HOME		0-2-0		0-0-0		2-6-0		
0-11-0	0-0-0	0-0-		AWAY		0-2-0		0-0-0		0-9-0		
1-3-0	0-0-0	0-0-0		NEUTRAL		0-0-0		0-1-0		1-2-0		
<hr/>												
13-13-0	0-0-0	0-0-0		CONFERENCE		0-0-0		0-0-0		13-13-0		
8-7-0	0-0-0	0-0-0		HOME		0-0-0		0-0-0		8-7-0		
2-4-0	0-0-0	0-0-0		AWAY		0-0-0		0-0-0		2-4-0		
3-2-0	0-0-0	0-0-0		NEUTRAL		0-0-0		0-0-0		3-2-0		
<hr/>												
RPI S	Opponent	Score	RPI S	Opponent	Score	RPI S	Opponent	Score	RPI S	Opponent	Score	
						82 H	S.C. Upstate	0 8	148 N	Mississippi Val.	0 9	
						82 H	S.C. Upstate	0 8	157 A	Gardner-Webb	2 4	
						97 A	Coastal Caro.	0 9	157 A	Gardner-Webb	1 5	
						97 A	Coastal Caro.	0 9	161 H	Youngstown St.	3 11	
									170 A	UNC Greensboro	4 12	
									179 N	Delaware St.	3 1	
									185 H	Utah Valley	0 11	
									191 A	Florida A&M	9 5	
									191 A	Florida A&M	0 13	
									191 A	Florida A&M	8 3	
									196 H	Elon	1 7	
									196 H	Elon	5 4	
									198 H	Bethune-Cookman	3 4	
									198 H	Bethune-Cookman	2 6	
									198 H	Bethune-Cookman	4 18	
									198 N	Bethune-Cookman	1 6	
									208 H	Western Caro.	6 18	
									208 H	Western Caro.	0 9	
									208 H	Western Caro.	4 2	
									218 H	Marist	3 6	
									222 A	Liberty	5 13	
									222 A	Liberty	8 9	
									245 A	Presbyterian	9 11	
									245 A	Presbyterian	0 6	
									250 A	Savannah St.	1 2	
									250 A	Savannah St.	0 3	
									250 A	Savannah St.	1 8	
LAST 10 GAMES												
						250 N	Savannah St.	4 7	285 H	N.C. Central	6 1	
						179 N	Delaware St.	3 1	196 H	Elon	1 7	
						198 N	Bethune-Cookman	1 6	196 H	Elon	5 4	
						285 H	N.C. Central	4 0	245 A	Presbyterian	0 6	
						285 H	N.C. Central	1 2	245 A	Presbyterian	9 11	

Non-Div. I Games:

N.C. A&T

RPI	S	Opponent	Score	
250	N	Savannah St.	4	7
253	H	Norfolk St.	3	2
253	H	Norfolk St.	5	6
262	N	Hampton	6	5
262	N	Hampton	1	0
264	N	La Salle	2	7
267	A	UNC Wilmington	0	10
267	A	UNC Wilmington	0	1
280	H	Morgan St.	7	10
280	H	Morgan St.	7	10
281	H	South Carolina St.	4	3
281	H	South Carolina St.	12	0
281	H	South Carolina St.	3	1
283	N	Alabama A&M	2	5
285	H	N.C. Central	6	1
285	H	N.C. Central	1	2
285	H	N.C. Central	4	0
286	N	Grambling	15	3
289	H	UMES	7	3
289	H	UMES	11	5

N
.
C
.
A
&
T

N
.
C
.
A
&
T

Average RPI Win:	246	WON-LOST RECORD	WINNING PCT. RANK	LAST 10 GAMES		STRENGTH OF SCHEDULE	OPP. STRENGTH OF SCHEDULE	TEAM RPI	ADJ RPI	CONF. RPI	ADJ CONF. RPI	
DIV. I ONLY		9-36-0	.2 276	1-9-0		257	269	279	.34418	277	29	29
DIV. I NON-CONF.		5-20-0	.2 260	0-3-0		250	268	272	.37212	270	29	29
<hr/>												
TOTALS	RPI 1-25		RPI 26-50	W-L RECORDS		RPI 51-100		RPI 101-150		RPI 150+		
9-36-0	0-0-0		0-0-0	OVERALL		0-3-0		1-7-0		8-26-0		
5-13-0	0-0-0		0-0-0	HOME		0-1-0		1-5-0		4-7-0		
2-13-0	0-0-0		0-0-0	AWAY		0-2-0		0-1-0		2-10-0		
2-10-0	0-0-0		0-0-0	NEUTRAL		0-0-0		0-1-0		2-9-0		
5-20-0	0-0-0		0-0-0	NON-CONFERENCE		0-3-0		0-4-0		5-13-0		
3-7-0	0-0-0		0-0-0	HOME		0-1-0		0-2-0		3-4-0		
0-3-0	0-0-0		0-0-	AWAY		0-2-0		0-1-0		0-0-0		
2-10-0	0-0-0		0-0-0	NEUTRAL		0-0-0		0-1-0		2-9-0		
4-16-0	0-0-0		0-0-0	CONFERENCE		0-0-0		1-3-0		3-13-0		
2-6-0	0-0-0		0-0-0	HOME		0-0-0		1-3-0		1-3-0		
2-10-0	0-0-0		0-0-0	AWAY		0-0-0		0-0-0		2-10-0		
0-0-0	0-0-0		0-0-0	NEUTRAL		0-0-0		0-0-0		0-0-0		
RPI	S	Opponent	Score	RPI	S	Opponent	Score	RPI	S	Opponent	Score	
						88 A Stony Brook	0 7	126 H Lehigh			0 7	
						88 A Stony Brook	1 10	126 H Lehigh			2 1	
						100 H Harvard	0 10	126 H Lehigh			1 5	
								126 H Lehigh			0 10	
								129 A Central Conn. St.			3 9	
								129 H Central Conn. St.			3 8	
								129 H Central Conn. St.			2 13	
								140 N Penn			2 3	
								173 A Army			3 5	
								173 A Army			4 10	
								173 A Army			0 1	
								173 A Army			0 8	
								175 N Akron			0 6	
								185 N Utah Valley			0 1	
								191 N Florida A&M			0 1	
								210 N Saint Francis (PA)			0 6	
								218 H Marist			3 12	
								218 H Marist			6 3	
								220 N Sacred Heart			0 14	
								224 N Indiana St.			7 9	
								224 N Indiana St.			3 6	
								228 H Rhode Island			1 11	
				LAST 10 GAMES								
				129 H Central Conn. St.	2 13	244 A Colgate	2 10	244 A Colgate			2 10	
				129 H Central Conn. St.	3 8	100 H Harvard	0 10	244 A Colgate			0 3	
				244 A Colgate	2 7	274 A Bucknell	2 3	244 A Colgate			2 7	
				244 A Colgate	0 3	274 A Bucknell	2 4	244 A Colgate			5 2	
				244 A Colgate	5 2	274 A Bucknell	3 4	249 H Siena			0 11	

Non-Div. I Games:

Holy Cross

RPI	S	Opponent	Score	
249	H	Siena	3	10
257	N	South Dakota	5	7
261	N	Detroit	1	4
266	H	Hartford	6	4
266	H	Hartford	12	4
268	N	Yale	7	6
273	N	Manhattan	3	0
274	A	Bucknell	2	4
274	A	Bucknell	3	4
274	A	Bucknell	6	1
274	A	Bucknell	2	3
279	H	Lafayette	1	3
279	H	Lafayette	1	2
279	H	Lafayette	1	7
279	H	Lafayette	5	4

Holy Cross

H
O
L
Y
C
R
O
S
S

H
O
L
Y
C
R
O
S
S

Average RPI Win: 268		WON-LOST	WINNING	LAST 10	STRENGTH OF	OPP. STRENGTH	TEAM	ADJ	CONF.	ADJ CONF.							
Average RPI Loss: 195		RECORD	PCT. RANK	GAMES	SCHEDULE	OF SCHEDULE	RPI	RPI	RPI	RPI							
DIV. I ONLY		13-36-0	.26531	259	4-6-0	269	276	277	.34176	278	30	30					
DIV. I NON-CONF.		5-23-0	.17857	266	0-1-0	264	241	275	.35794	277	30	30					
<hr/>																	
TOTALS		RPI 1-25		RPI 26-50		W-L RECORDS		RPI 51-100		RPI 101-150		RPI 150+					
13-36-0		0-1-0		0-2-0		OVERALL		0-4-0		0-1-0		13-28-0					
2-4-0		0-0-0		0-0-0		HOME		0-0-0		0-0-0		2-4-0					
6-15-0		0-1-0		0-2-0		AWAY		0-0-0		0-0-0		6-11-0					
5-17-0		0-0-0		0-0-0		NEUTRAL		0-4-0		0-1-0		5-12-0					
5-23-0		0-1-0		0-2-0		NON-CONFERENCE		0-4-0		0-1-0		5-15-0					
0-0-0		0-0-0		0-0-0		HOME		0-0-0		0-0-0		0-0-0					
0-6-0		0-1-0		0-0-		AWAY		0-0-0		0-0-0		0-3-0					
5-17-0		0-0-0		0-0-0		NEUTRAL		0-4-0		0-1-0		5-12-0					
8-13-0		0-0-0		0-0-0		CONFERENCE		0-0-0		0-0-0		8-13-0					
2-4-0		0-0-0		0-0-0		HOME		0-0-0		0-0-0		2-4-0					
6-9-0		0-0-0		0-0-0		AWAY		0-0-0		0-0-0		6-9-0					
0-0-0		0-0-0		0-0-0		NEUTRAL		0-0-0		0-0-0		0-0-0					
RPI	S	Opponent		Score		RPI	S	Opponent		Score		RPI	S	Opponent		Score	
3	A	Arizona St.		3	15	50	A	Maryland		0	10	58	N	Boise St.		1	16
						50	A	Maryland		0	9	71	N	Utah		1	5
												76	N	North Dakota St.		1	7
												88	N	Stony Brook		1	13

Non-Div. I Games:

Howard

RPI	S	Opponent	Score	
262	A	Hampton	4	5
263	A	Coppin St.	1	2
263	A	Coppin St.	1	2
263	A	Coppin St.	3	1
265	N	George Mason	7	4
273	N	Manhattan	5	2
274	N	Bucknell	6	8
279	N	Lafayette	3	0
280	H	Morgan St.	7	8
280	H	Morgan St.	3	2
280	H	Morgan St.	1	0
287	N	Saint Peter's	3	4
289	A	UMES	4	1
289	A	UMES	4	2
289	A	UMES	12	8

Howard

H
o
w
a
r
d

H
o
w
a
r
d

Average RPI Win:	265	WON-LOST RECORD	WINNING PCT. RANK	LAST 10 GAMES	STRENGTH OF SCHEDULE	OPP. STRENGTH OF SCHEDULE	TEAM RPI	ADJ RPI	CONF. RPI	ADJ CONF. RPI						
DIV. I ONLY		14-40-0	.25926	264	3-7-0	273	268	278	.33903	279	29	29				
DIV. I NON-CONF.		6-25-0	.19355	261	0-3-0	285	275	282	.323	283	29	29				
<hr/>																
TOTALS	RPI 1-25	RPI 26-50		W-L RECORDS		RPI 51-100		RPI 101-150		RPI 150+						
14-40-0	0-0-0	0-0-0		OVERALL		0-2-0		0-9-0		14-29-0						
8-15-0	0-0-0	0-0-0		HOME		0-0-0		0-6-0		8-9-0						
4-14-0	0-0-0	0-0-0		AWAY		0-2-0		0-3-0		4-9-0						
2-11-0	0-0-0	0-0-0		NEUTRAL		0-0-0		0-0-0		2-11-0						
<hr/>																
6-25-0	0-0-0	0-0-0		NON-CONFERENCE		0-2-0		0-4-0		6-19-0						
3-7-0	0-0-0	0-0-0		HOME		0-0-0		0-2-0		3-5-0						
1-8-0	0-0-0	0-0-		AWAY		0-2-0		0-2-0		1-4-0						
2-10-0	0-0-0	0-0-0		NEUTRAL		0-0-0		0-0-0		2-10-0						
<hr/>																
8-15-0	0-0-0	0-0-0		CONFERENCE		0-0-0		0-5-0		8-10-0						
5-8-0	0-0-0	0-0-0		HOME		0-0-0		0-4-0		5-4-0						
3-6-0	0-0-0	0-0-0		AWAY		0-0-0		0-1-0		3-5-0						
0-1-0	0-0-0	0-0-0		NEUTRAL		0-0-0		0-0-0		0-1-0						
<hr/>																
RPI	S	Opponent	Score	RPI	S	Opponent	Score	RPI	S	Opponent	Score					
								67	A	Rutgers	0	8				
								67	A	Rutgers	0	9				
												126	A	Lehigh	0	2
												126	H	Lehigh	3	11
												126	H	Lehigh	0	7
												126	H	Lehigh	1	8
												126	H	Lehigh	0	9
												133	H	Temple	1	9
												133	H	Temple	2	10
												137	A	Villanova	1	4
												137	A	Villanova	0	4
												161	N	Youngstown St.	4	9
												171	H	Saint Joseph's	2	9
												171	H	Saint Joseph's	0	4
												172	N	Bryant	2	3
												173	A	Army	0	2
												173	A	Army	0	1
												173	A	Army	0	1
												173	A	Army	0	4
												173	N	Army	0	7
								185	N	Utah Valley	3	4				
								191	N	Florida A&M	4	5				
								216	N	Green Bay	0	5				
								218	H	Marist	5	13				
								218	H	Marist	1	4				
								240	A	Drexel	4	9				
								244	H	Colgate	3	1				
								244	H	Colgate	5	11				
								244	H	Colgate	1	9				
				LAST 10 GAMES												
				173 N Army				0	7	274 H Bucknell				2	0	
				244 H Colgate				2	1	274 H Bucknell				0	1	
				126 A Lehigh				0	2	274 H Bucknell				0	2	
				67 A Rutgers				0	8	274 H Bucknell				2	1	
				67 A Rutgers				0	9	218 H Marist				5	13	

Non-Div. I Games:

Lafayette

RPI	S	Opponent	Score	
244	H	Colgate	2	1
244	H	Colgate	3	2
247	N	Cleveland St.	5	4
255	A	Rider	5	13
255	A	Rider	1	9
259	H	Wagner	4	1
259	H	Wagner	7	9
259	N	Wagner	2	3
259	N	Wagner	6	1
261	N	Detroit	2	6
270	N	Columbia	2	4
273	H	Manhattan	3	0
273	H	Manhattan	8	7
273	N	Manhattan	0	1
274	H	Bucknell	0	2
274	H	Bucknell	2	0
274	H	Bucknell	0	1
274	H	Bucknell	2	1
277	A	Holy Cross	4	5
277	A	Holy Cross	7	1
277	A	Holy Cross	2	1
277	A	Holy Cross	3	1
278	N	Howard	0	3
287	A	Saint Peter's	1	2
287	A	Saint Peter's	4	1

Lafayette

L
a
f
a
y
e
t
t
e

L
a
f
a
y
e
t
t
e

Average RPI Win:	275	WON-LOST RECORD		WINNING PCT. RANK		LAST 10 GAMES		STRENGTH OF SCHEDULE		OPP. STRENGTH OF SCHEDULE		TEAM RPI		ADJ RPI		CONF. RPI		ADJ CONF. RPI
Average RPI Loss:	221																	
DIV. I ONLY		10-23-0	.303	03	245	5-5-0		284		284		280		.334	38	280	30	30
DIV. I NON-CONF.		0-8-0	0	286	0-0-0	0-0-0		266		237		288		.322	32	284	30	30
TOTALS	RPI 1-25			RPI 26-50		W-L RECORDS		RPI 51-100				RPI 101-150				RPI 150+		
10-23-0	0-0-0			0-0-0		OVERALL		0-2-0				0-0-0				10-21-0		
4-6-0	0-0-0			0-0-0		HOME		0-0-0				0-0-0				4-6-0		
6-13-0	0-0-0			0-0-0		AWAY		0-0-0				0-0-0				6-13-0		
0-4-0	0-0-0			0-0-0		NEUTRAL		0-2-0				0-0-0				0-2-0		
0-8-0	0-0-0			0-0-0		NON-CONFERENCE		0-2-0				0-0-0				0-6-0		
0-1-0	0-0-0			0-0-0		HOME		0-0-0				0-0-0				0-1-0		
0-3-0	0-0-0			0-0-		AWAY		0-0-0				0-0-0				0-3-0		
0-4-0	0-0-0			0-0-0		NEUTRAL		0-2-0				0-0-0				0-2-0		
10-15-0	0-0-0			0-0-0		CONFERENCE		0-0-0				0-0-0				10-15-0		
4-5-0	0-0-0			0-0-0		HOME		0-0-0				0-0-0				4-5-0		
6-10-0	0-0-0			0-0-0		AWAY		0-0-0				0-0-0				6-10-0		
0-0-0	0-0-0			0-0-0		NEUTRAL		0-0-0				0-0-0				0-0-0		
RPI	S	Opponent	Score	RPI	S	Opponent	Score	RPI	S	Opponent	Score	RPI	S	Opponent	Score			
								99	N	Boston College	3	11		151	A	Charlotte	1	4
								99	N	Boston College	0	10		157	A	Gardner-Webb	4	6
													157	A	Gardner-Webb	0	8	
													179	H	Delaware St.	1	8	
													179	H	Delaware St.	1	4	
													179	H	Delaware St.	3	7	
													229	N	Towson	5	7	
													229	N	Towson	3	12	
													250	A	Savannah St.	0	3	
													250	A	Savannah St.	11	9	
													250	A	Savannah St.	2	3	
													253	A	Norfolk St.	0	7	
													253	A	Norfolk St.	2	15	
													253	A	Norfolk St.	7	13	
													262	A	Hampton	6	2	
													262	A	Hampton	6	8	
													262	A	Hampton	1	2	
													263	H	Coppin St.	1	4	
													263	H	Coppin St.	6	7	
													263	H	Coppin St.	4	3	
													275	H	Alabama St.	7	16	
						LAST 10 GAMES							276	A	N.C. A&T	10	7	
						263 H Coppin St.	1	4			289 H UMES	10	3		276 A N.C. A&T	10	7	
						263 H Coppin St.	6	7			278 A Howard	2	3		278 A Howard	2	3	
						263 H Coppin St.	4	3			278 A Howard	8	7		278 A Howard	0	1	
						289 H UMES	16	1			278 A Howard	0	1		278 A Howard	8	7	
						289 H UMES	6	2			253 A Norfolk St.	7	13		281 A South Carolina St.	1	2	

Non-Div. I Games:	Bowie St.	7	1	Bowie St.	15	7
--------------------------	------------------	----------	----------	------------------	-----------	----------

Morgan St.

RPI	S	Opponent	Score	
281	A	South Carolina St.	4	2
289	H	UMES	6	2
289	H	UMES	16	1
289	H	UMES	10	3

Morgan St.

M
o
r
g
a
n
S
t
.

M
o
r
g
a
n
S
t
.

Average RPI Win: 282		WON-LOST RECORD		WINNING PCT. RANK		LAST 10 GAMES		STRENGTH OF SCHEDULE		OPP. STRENGTH OF SCHEDULE		TEAM RPI		ADJ RPI		CONF. RPI		ADJ CONF. RPI	
DIV. I ONLY		8-26-0		.23529 271		3-7-0		277		285		281		.323 281		30		30	
DIV. I NON-CONF.		1-7-0		.125 277		0-1-0		71		277		257		.40182 257		30		30	
TOTALS		RPI 1-25		RPI 26-50		W-L RECORDS		RPI 51-100		RPI 101-150		RPI 150+							
8-26-0		0-0-0		0-0-0		OVERALL		0-0-0		0-5-0		8-21-0							
7-16-0		0-0-0		0-0-0		HOME		0-0-0		0-2-0		7-14-0							
0-8-0		0-0-0		0-0-0		AWAY		0-0-0		0-2-0		0-6-0							
1-2-0		0-0-0		0-0-0		NEUTRAL		0-0-0		0-1-0		1-1-0							
1-7-0		0-0-0		0-0-0		NON-CONFERENCE		0-0-0		0-5-0		1-2-0							
0-4-0		0-0-0		0-0-0		HOME		0-0-0		0-2-0		0-2-0							
0-2-0		0-0-0		0-0-		AWAY		0-0-0		0-2-0		0-0-0							
1-1-0		0-0-0		0-0-0		NEUTRAL		0-0-0		0-1-0		1-0-0							
7-19-0		0-0-0		0-0-0		CONFERENCE		0-0-0		0-0-0		7-19-0							
7-12-0		0-0-0		0-0-0		HOME		0-0-0		0-0-0		7-12-0							
0-6-0		0-0-0		0-0-0		AWAY		0-0-0		0-0-0		0-6-0							
0-1-0		0-0-0		0-0-0		NEUTRAL		0-0-0		0-0-0		0-1-0							
RPI	S	Opponent	Score	RPI	S	Opponent	Score	RPI	S	Opponent	Score	RPI	S	Opponent	Score				
										112	A	Col. of Charleston	3	5					
										112	A	Col. of Charleston	1	6					
										112	H	Col. of Charleston	0	6					
										112	H	Col. of Charleston	0	9					
										148	N	Mississippi Val.	1	8					
										157	H	Gardner-Webb	4	13					
										157	H	Gardner-Webb	0	9					
										191	A	Florida A&M	0	4					
										191	A	Florida A&M	0	9					
										191	A	Florida A&M	1	7					
										198	H	Bethune-Cookman	0	4					
										198	H	Bethune-Cookman	0	13					
										198	H	Bethune-Cookman	2	7					
										250	H	Savannah St.	0	7					
										250	H	Savannah St.	1	5					
										250	H	Savannah St.	1	7					
										250	N	Savannah St.	2	10					
										253	H	Norfolk St.	0	4					
										253	H	Norfolk St.	0	10					
										263	H	Coppin St.	3	5					
										263	H	Coppin St.	10	9					
				LAST 10 GAMES						263	H	Coppin St.	0	15					
				250	H	Savannah St.	1	5	191	A	Florida A&M	1	7	263	H	Coppin St.	2	11	
				250	H	Savannah St.	0	7	285	H	N.C. Central	2	1	276	A	N.C. A&T	1	3	
				250	H	Savannah St.	1	7	285	H	N.C. Central	2	1	276	A	N.C. A&T	0	12	
				191	A	Florida A&M	0	4	285	H	N.C. Central	7	4	276	A	N.C. A&T	3	4	
				191	A	Florida A&M	0	9	112	H	Col. of Charleston	0	6	280	H	Morgan St.	2	1	
Non-Div. I Games:		Davis & Elkins		17	5	Clafflin	8	0	Benedict	3	6	Clafflin	7	3					
		Clark Atlanta		3	9	Brewton Parker	5	4	Virginia Union	14	3	Winston-Salem	South Carolina St.	3	9				

Non-Div. I Games: Benedict 13 0

RPI	S	Opponent	Score	
280	H	Morgan St.	2	4
283	N	Alabama A&M	5	3
285	H	N.C. Central	2	1
285	H	N.C. Central	7	4
285	H	N.C. Central	2	1
289	H	UMES	7	3
289	H	UMES	5	4

South Carolina St.

S
o
u
t
h
C
a
r
o
l
i
n
a
S
t
.

S
o
u
t
h
C
a
r
o
l
i
n
a
S
t
.

Average RPI Win:	256	WON-LOST RECORD	WINNING PCT. RANK	LAST 10 GAMES	STRENGTH OF SCHEDULE	OPP. STRENGTH OF SCHEDULE	TEAM RPI	ADJ RPI	CONF. RPI	ADJ CONF. RPI	
DIV. I ONLY		5-35-0	.125 286	1-9-0	262	262	284	.31494 282	31	31	
DIV. I NON-CONF.		2-21-0	.08696 284	0-3-0	191	154	269	.37054 273	31	31	
<hr/>											
TOTALS	RPI 1-25	RPI 26-50		W-L RECORDS	RPI 51-100		RPI 101-150		RPI 150+		
5-35-0	0-3-0	0-2-0		OVERALL	0-1-0		1-11-0		4-18-0		
3-10-0	0-0-0	0-0-0		HOME	0-0-0		1-2-0		2-8-0		
1-17-0	0-3-0	0-1-0		AWAY	0-0-0		0-7-0		1-6-0		
1-8-0	0-0-0	0-1-0		NEUTRAL	0-1-0		0-2-0		1-4-0		
<hr/>											
2-21-0	0-3-0	0-2-0		NON-CONFERENCE	0-1-0		1-8-0		1-7-0		
2-5-0	0-0-0	0-0-0		HOME	0-0-0		1-2-0		1-3-0		
0-11-0	0-3-0	0-0-		AWAY	0-0-0		0-4-0		0-3-0		
0-5-0	0-0-0	0-1-0		NEUTRAL	0-1-0		0-2-0		0-1-0		
<hr/>											
3-14-0	0-0-0	0-0-0		CONFERENCE	0-0-0		0-3-0		3-11-0		
1-5-0	0-0-0	0-0-0		HOME	0-0-0		0-0-0		1-5-0		
1-6-0	0-0-0	0-0-0		AWAY	0-0-0		0-3-0		1-3-0		
1-3-0	0-0-0	0-0-0		NEUTRAL	0-0-0		0-0-0		1-3-0		
<hr/>											
RPI S	Opponent	Score	RPI S	Opponent	Score	RPI S	Opponent	Score	RPI S	Opponent	Score
14 A	Missouri	1 14	27 A	LSU	0 2	58 N	Boise St.	0 4	108 A	McNeese St.	1 12
14 A	Missouri	0 9	43 N	South Ala.	0 8				108 A	McNeese St.	0 8
14 A	Missouri	1 9							108 N	McNeese St.	0 8
									108 N	McNeese St.	0 11
									138 H	Central Ark.	0 12
									146 A	Memphis	0 10
									146 A	Memphis	0 8
									146 H	Memphis	1 5
									146 H	Memphis	3 0
									148 A	Mississippi Val.	2 11
									148 A	Mississippi Val.	1 9
									148 A	Mississippi Val.	5 11
									177 N	Northern Ill.	3 11
									198 A	Bethune-Cookman	0 3
									198 A	Bethune-Cookman	2 4
									207 H	Southern Miss.	2 10
									227 A	Nicholls St.	1 6
									235 H	Evansville	1 10
									235 H	Evansville	0 13
									241 A	Jackson St.	0 6
									241 A	Jackson St.	4 7
									241 A	Jackson St.	1 2
									271 N	Prairie View	0 2
									275 H	Alabama St.	4 3
									275 H	Alabama St.	4 5
									275 H	Alabama St.	0 8
									283 H	Alabama A&M	0 1
									283 H	Alabama A&M	0 1
<hr/>											
LAST 10 GAMES											
108 A	McNeese St.	0 8	148 A	Mississippi Val.	5 11	271 N	Prairie View	0 2			
108 A	McNeese St.	1 12	148 A	Mississippi Val.	2 11	275 H	Alabama St.	4 3			
288 A	Southern U.	10 7	283 H	Alabama A&M	4 5	275 H	Alabama St.	4 5			
207 H	Southern Miss.	2 10	283 H	Alabama A&M	5 7	275 H	Alabama St.	0 8			
148 A	Mississippi Val.	1 9	283 H	Alabama A&M	0 1	283 H	Alabama A&M	0 1			
<hr/>											
Non-Div. I Games:	Kentucky St.	7 0	Belhaven	2 10	Belhaven	0 3	Miles	3 2			
	Kentucky St.	1 0	Stillman	4 6			Alcorn St.				

A
l
c
o
r
n
S
t
.

A
l
c
o
r
n
S
t
.

RPI	S	Opponent	Score	
283	H	Alabama A&M	5	7
283	H	Alabama A&M	4	5
284	N	Ark.-Pine Bluff	8	2
286	N	Grambling	3	4
288	A	Southern U.	10	7
288	N	Southern U.	1	2
289	H	UMES	13	3

Alcorn St.

A
l
c
o
r
n
S
t
.

A
l
c
o
r
n
S
t
.

Average RPI Win: 275		WON-LOST RECORD	WINNING PCT. RANK		LAST 10 GAMES	STRENGTH OF SCHEDULE	OPP. STRENGTH OF SCHEDULE	TEAM RPI	ADJ RPI		CONF. RPI	ADJ CONF. RPI		
Average RPI Loss: 224														
DIV. I ONLY		9-22-0	.29032	251	2-8-0	286	283	282	.31485	283	31	31		
DIV. I NON-CONF.		1-10-0	.09091	282	0-3-0	289	259	289	.26592	289	31	31		
TOTALS		RPI 1-25		RPI 26-50		W-L RECORDS		RPI 51-100		RPI 101-150		RPI 150+		
9-22-0		0-0-0		0-0-0		OVERALL		0-0-0		0-4-0		9-18-0		
2-7-0		0-0-0		0-0-0		HOME		0-0-0		0-3-0		2-4-0		
4-8-0		0-0-0		0-0-0		AWAY		0-0-0		0-0-0		4-8-0		
3-7-0		0-0-0		0-0-0		NEUTRAL		0-0-0		0-1-0		3-6-0		
1-10-0		0-0-0		0-0-0		NON-CONFERENCE		0-0-0		0-0-0		1-10-0		
0-3-0		0-0-0		0-0-0		HOME		0-0-0		0-0-0		0-3-0		
0-5-0		0-0-0		0-0-		AWAY		0-0-0		0-0-0		0-5-0		
1-2-0		0-0-0		0-0-0		NEUTRAL		0-0-0		0-0-0		1-2-0		
8-12-0		0-0-0		0-0-0		CONFERENCE		0-0-0		0-4-0		8-8-0		
2-4-0		0-0-0		0-0-0		HOME		0-0-0		0-3-0		2-1-0		
4-3-0		0-0-0		0-0-0		AWAY		0-0-0		0-0-0		4-3-0		
2-5-0		0-0-0		0-0-0		NEUTRAL		0-0-0		0-1-0		2-4-0		
RPI	S	Opponent	Score	RPI	S	Opponent	Score	RPI	S	Opponent	Score			
										148 H Mississippi Val.	1	5		
										148 H Mississippi Val.	0	14		
										148 H Mississippi Val.	1	10		
										148 N Mississippi Val.	0	8		
										164 H Eastern Ill.	0	8		
										191 N Florida A&M	2	10		
										215 A Belmont	2	3		
										215 A Belmont	3	6		
										215 A Belmont	0	11		
										217 H Austin Peay	0	6		
										217 H Austin Peay	3	6		
										241 A Jackson St.	0	8		
										241 A Jackson St.	5	2		
										241 A Jackson St.	0	5		
										242 N Texas Southern	0	10		
										256 A Tennessee St.	0	5		
										256 A Tennessee St.	4	5		
										271 N Prairie View	3	4		
										271 N Prairie View	0	1		
										271 N Prairie View	4	3		
										275 H Alabama St.	0	7		
										275 H Alabama St.	7	2		
										275 H Alabama St.	4	2		
										276 N N.C. A&T	5	2		
										281 N South Carolina St.	3	5		
										282 A Alcorn St.	5	4		
										282 A Alcorn St.	7	5		
Non-Div. I Games:		Huntingdon	4	5	Kentucky St.	2	4	Birmingham-So.	0	6	Albany St. (GA)	8	7	
Miles			4	2	Ala.-Huntsville	3	6	Ala.-Huntsville	2	8	Centre	Alabama A&M	3	2

Non-Div. I Games:

Case

1

0

RPI	S	Opponent	Score	
282	A	Alcorn St.	1	0
284	N	Ark.-Pine Bluff	2	5
286	A	Grambling	0	2
288	N	Southern U.	6	3

Alabama A&M

Average RPI Win: 284		WON-LOST RECORD		WINNING PCT. RANK		LAST 10 GAMES		STRENGTH OF SCHEDULE		OPP. STRENGTH OF SCHEDULE		TEAM RPI		ADJ RPI		CONF. RPI		ADJ CONF. RPI	
DIV. I ONLY		6-32-0		.15789 285		3-7-0		268		277		283		.31204 284		31		31	
DIV. I NON-CONF.		0-19-0		0 286		0-3-0		164		180		277		.34974 279		31		31	
TOTALS		RPI 1-25		RPI 26-50		W-L RECORDS		RPI 51-100		RPI 101-150		RPI 150+							
6-32-0		0-0-0		0-1-0		OVERALL		0-3-0		0-11-0		6-17-0							
2-10-0		0-0-0		0-0-0		HOME		0-0-0		0-6-0		2-4-0							
2-11-0		0-0-0		0-1-0		AWAY		0-2-0		0-3-0		2-5-0							
2-11-0		0-0-0		0-0-0		NEUTRAL		0-1-0		0-2-0		2-8-0							
0-19-0		0-0-0		0-1-0		NON-CONFERENCE		0-3-0		0-10-0		0-5-0							
0-6-0		0-0-0		0-0-0		HOME		0-0-0		0-6-0		0-0-0							
0-7-0		0-0-0		0-0-		AWAY		0-2-0		0-3-0		0-1-0							
0-6-0		0-0-0		0-0-0		NEUTRAL		0-1-0		0-1-0		0-4-0							
6-13-0		0-0-0		0-0-0		CONFERENCE		0-0-0		0-1-0		6-12-0							
2-4-0		0-0-0		0-0-0		HOME		0-0-0		0-0-0		2-4-0							
2-4-0		0-0-0		0-0-0		AWAY		0-0-0		0-0-0		2-4-0							
2-5-0		0-0-0		0-0-0		NEUTRAL		0-0-0		0-1-0		2-4-0							
RPI	S	Opponent	Score	RPI	S	Opponent	Score	RPI	S	Opponent	Score	RPI	S	Opponent	Score				
				38	A	Oklahoma St.	2 12	62	N	Nebraska	0 16	115	A	UT Martin	1 9				
								95	A	Ole Miss	0 9	127	N	Loyola Chicago	1 15				
								95	A	Ole Miss	0 10	135	H	Creighton	0 12				
												135	H	Creighton	2 10				
												135	H	Creighton	0 18				
												135	H	Creighton	2 14				
												138	A	Central Ark.	0 9				
												138	A	Central Ark.	0 8				
												138	H	Central Ark.	0 17				
												138	H	Central Ark.	0 11				
												148	N	Mississippi Val.	1 8				
												162	N	Drake	4 16				
												162	N	Drake	0 15				
												221	A	Texas-Arlington	0 2				
												239	N	Houston Baptist	3 4				
												239	N	Houston Baptist	0 1				
												241	N	Jackson St.	4 5				
												241	N	Jackson St.	2 5				
												242	A	Texas Southern	3 14				
												242	A	Texas Southern	2 3				
												242	A	Texas Southern	2 11				
				LAST 10 GAMES								271	H	Prairie View	0 5				
				275	N	Alabama St.	2 7	288	A	Southern U.	11 0	271	H	Prairie View	2 3				

RPI	S	Opponent	Score	
283	N	Alabama A&M	5	2
286	H	Grambling	5	4
286	H	Grambling	6	5
286	H	Grambling	5	8
288	A	Southern U.	3	7
288	A	Southern U.	1	0
288	A	Southern U.	11	0

Ark.-Pine Bluff

A
r
k
.
-
P
i
n
e
B
l
u
f
f

A
r
k
.
-
P
i
n
e
B
l
u
f
f

N.C. Central

Through Games Of Through May 13, 2012

Average RPI Win:	280	WON-LOST RECORD	WINNING PCT. RANK	LAST 10 GAMES	STRENGTH OF SCHEDULE	OPP. STRENGTH OF SCHEDULE	TEAM RPI	ADJ RPI	CONF. RPI	ADJ CONF. RPI					
DIV. I ONLY		4-45-0	.08163	288	1-9-0	272	275	287	.29657	285	30	30			
DIV. I NON-CONF.		1-28-0	.03448	285	0-0-0	247	256	283	.33456	282	30	30			
<hr/>															
TOTALS	RPI 1-25	RPI 26-50		W-L RECORDS		RPI 51-100		RPI 101-150		RPI 150+					
4-45-0	0-0-0	0-0-0		OVERALL		0-3-0		0-4-0		4-38-0					
0-7-0	0-0-0	0-0-0		HOME		0-0-0		0-0-0		0-7-0					
2-29-0	0-0-0	0-0-0		AWAY		0-3-0		0-4-0		2-22-0					
2-9-0	0-0-0	0-0-0		NEUTRAL		0-0-0		0-0-0		2-9-0					
1-28-0	0-0-0	0-0-0		NON-CONFERENCE		0-3-0		0-4-0		1-21-0					
0-0-0	0-0-0	0-0-0		HOME		0-0-0		0-0-0		0-0-0					
1-19-0	0-0-0	0-0-		AWAY		0-3-0		0-4-0		1-12-0					
0-9-0	0-0-0	0-0-0		NEUTRAL		0-0-0		0-0-0		0-9-0					
3-17-0	0-0-0	0-0-0		CONFERENCE		0-0-0		0-0-0		3-17-0					
0-7-0	0-0-0	0-0-0		HOME		0-0-0		0-0-0		0-7-0					
1-10-0	0-0-0	0-0-0		AWAY		0-0-0		0-0-0		1-10-0					
2-0-0	0-0-0	0-0-0		NEUTRAL		0-0-0		0-0-0		2-0-0					
RPI	S	Opponent	Score	RPI	S	Opponent	Score	RPI	S	Opponent	Score				
						82 A	S.C. Upstate	2		8	110 A	Longwood	1		6
						82 A	S.C. Upstate	0		8	110 A	Longwood	2		6
						93 A	North Carolina St.	0		13	112 A	Col. of Charleston	2		13
											112 A	Col. of Charleston	2		10
											159 N	Binghamton	1		7
											159 N	Binghamton	2		3
											170 A	UNC Greensboro	0		8
											186 N	Georgetown	5		13
											188 A	Appalachian St.	1		12
											188 A	Appalachian St.	1		6
											188 N	Appalachian St.	1		9
											188 N	Appalachian St.	0		11
											191 H	Florida A&M	2		4
											191 H	Florida A&M	1		4
											195 A	Campbell	1		12
											195 A	Campbell	1		9
											195 A	Campbell	2		7
											195 A	Campbell	2		5
											196 A	Elon	6		15
											196 A	Elon	2		8
											197 N	Dayton	1		18
											198 A	Bethune-Cookman	3		6
											198 A	Bethune-Cookman	0		8
											198 A	Bethune-Cookman	2		10
											222 N	Liberty	5		14
											240 N	Drexel	5		6
											240 N	Drexel	1		20
<hr/>															
LAST 10 GAMES															
						276 A	N.C. A&T	0		4	191 H	Florida A&M	2		4
						276 A	N.C. A&T	2		1	191 H	Florida A&M	1		4
						276 A	N.C. A&T	1		6	281 A	South Carolina St.	1		2
						262 A	Hampton	1		7	281 A	South Carolina St.	1		2
						262 A	Hampton	2		5	281 A	South Carolina St.	4		7

Non-Div. I Games:

N.C. Central

RPI	S	Opponent	Score	
245	A	Presbyterian	2	5
245	A	Presbyterian	0	4
250	H	Savannah St.	0	5
250	H	Savannah St.	2	16
250	H	Savannah St.	3	7
253	H	Norfolk St.	1	7
253	H	Norfolk St.	3	6
262	A	Hampton	1	7
262	A	Hampton	2	5
267	A	UNC Wilmington	4	14
267	A	UNC Wilmington	6	4
276	A	N.C. A&T	0	4
276	A	N.C. A&T	1	6
276	A	N.C. A&T	2	1
281	A	South Carolina St.	1	2
281	A	South Carolina St.	4	7
281	A	South Carolina St.	1	2
289	N	UMES	13	7
289	N	UMES	6	2

Average RPI Win:	279	WON-LOST RECORD	WINNING PCT. RANK	LAST 10 GAMES	STRENGTH OF SCHEDULE	OPP. STRENGTH OF SCHEDULE	TEAM RPI	ADJ RPI	CONF. RPI	ADJ CONF. RPI		
Average RPI Loss:	233											
DIV. I ONLY		6-24-0	.2	276	2-8-0	285	287	286	.28765	286	31	31
DIV. I NON-CONF.		1-10-0	.09091	282	0-2-0	280	284	286	.31469	287	31	31
<hr/>												
TOTALS	RPI 1-25	RPI 26-50		W-L RECORDS		RPI 51-100		RPI 101-150		RPI 150+		
6-24-0	0-0-0	0-0-0		OVERALL		0-0-0		0-3-0		6-21-0		
3-7-0	0-0-0	0-0-0		HOME		0-0-0		0-0-0		3-7-0		
1-6-0	0-0-0	0-0-0		AWAY		0-0-0		0-1-0		1-5-0		
2-11-0	0-0-0	0-0-0		NEUTRAL		0-0-0		0-2-0		2-9-0		
1-10-0	0-0-0	0-0-0		NON-CONFERENCE		0-0-0		0-1-0		1-9-0		
0-3-0	0-0-0	0-0-0		HOME		0-0-0		0-0-0		0-3-0		
0-1-0	0-0-0	0-0-		AWAY		0-0-0		0-1-0		0-0-0		
1-6-0	0-0-0	0-0-0		NEUTRAL		0-0-0		0-0-0		1-6-0		
5-14-0	0-0-0	0-0-0		CONFERENCE		0-0-0		0-2-0		5-12-0		
3-4-0	0-0-0	0-0-0		HOME		0-0-0		0-0-0		3-4-0		
1-5-0	0-0-0	0-0-0		AWAY		0-0-0		0-0-0		1-5-0		
1-5-0	0-0-0	0-0-0		NEUTRAL		0-0-0		0-2-0		1-3-0		
RPI	S	Opponent	Score	RPI	S	Opponent	Score	RPI	S	Opponent	Score	
								131	A	La.-Monroe	3	12
								148	N	Mississippi Val.	3	7
								148	N	Mississippi Val.	0	6
								165	N	SIU Edwardsville	2	12
								191	N	Florida A&M	2	11
								209	N	Southeast Mo. St.	3	21
								209	N	Southeast Mo. St.	8	15
								221	H	Texas-Arlington	0	14
								230	N	Northwestern St.	1	10
								241	N	Jackson St.	4	11
								242	H	Texas Southern	1	9
								242	H	Texas Southern	2	13
								242	H	Texas Southern	3	8
								243	H	Southeastern La.	4	17
								243	H	Southeastern La.	3	13
								250	N	Savannah St.	4	1
								271	A	Prairie View	0	6
								271	A	Prairie View	0	3
								271	A	Prairie View	5	6
								271	N	Prairie View	2	6
								275	N	Alabama St.	1	11
								276	N	N.C. A&T	3	15
								282	N	Alcorn St.	4	3
								283	H	Alabama A&M	2	0
								284	A	Ark.-Pine Bluff	5	6
								284	A	Ark.-Pine Bluff	8	5
284	A	Ark.-Pine Bluff	4	5								
<hr/>												
Non-Div. I Games:	Southern Ark.	1	11	LSU-Alexandria	2	3	Texas Col.	7	4	LSU-Alexandria	12	6
	Southern Ark.	2	17	Texas Col.	6	0	Texas Col.	17	3	Texas Col.	Grambling	15

Grambling

Average RPI Win:	262	WON-LOST RECORD	WINNING PCT. RANK	LAST 10 GAMES	STRENGTH OF SCHEDULE	OPP. STRENGTH OF SCHEDULE	TEAM RPI	ADJ RPI	CONF. RPI	ADJ CONF. RPI		
Average RPI Loss:	216											
DIV. I ONLY		5-44-0	.10204	287	0-10-0	270	271	285	.28537	287	28	28
DIV. I NON-CONF.		4-29-0	.12121	278	0-0-0	277	288	284	.31211	288	28	28
<hr/>												
TOTALS	RPI 1-25	RPI 26-50		W-L RECORDS		RPI 51-100		RPI 101-150		RPI 150+		
5-44-0	0-0-0	0-0-0		OVERALL		0-1-0		0-3-0		5-40-0		
1-13-0	0-0-0	0-0-0		HOME		0-0-0		0-0-0		1-13-0		
2-20-0	0-0-0	0-0-0		AWAY		0-1-0		0-1-0		2-18-0		
2-11-0	0-0-0	0-0-0		NEUTRAL		0-0-0		0-2-0		2-9-0		
4-29-0	0-0-0	0-0-0		NON-CONFERENCE		0-1-0		0-3-0		4-25-0		
1-5-0	0-0-0	0-0-0		HOME		0-0-0		0-0-0		1-5-0		
1-13-0	0-0-0	0-0-		AWAY		0-1-0		0-1-0		1-11-0		
2-11-0	0-0-0	0-0-0		NEUTRAL		0-0-0		0-2-0		2-9-0		
1-15-0	0-0-0	0-0-0		CONFERENCE		0-0-0		0-0-0		1-15-0		
0-8-0	0-0-0	0-0-0		HOME		0-0-0		0-0-0		0-8-0		
1-7-0	0-0-0	0-0-0		AWAY		0-0-0		0-0-0		1-7-0		
0-0-0	0-0-0	0-0-0		NEUTRAL		0-0-0		0-0-0		0-0-0		
RPI	S	Opponent	Score	RPI	S	Opponent	Score	RPI	S	Opponent	Score	
						97 A Coastal Caro.	0 8	110 A Longwood		0 11		
								116 N Quinnipiac		3 11		
								116 N Quinnipiac		1 14		
								161 N Youngstown St.		1 9		
								163 A Iona		1 2		
								163 A Iona		0 8		
								169 A Seton Hall		8 10		
								169 A Seton Hall		1 5		
								172 N Bryant		3 7		
								173 A Army		2 21		
								173 A Army		2 10		
								173 N Army		3 5		
								183 H Fairfield		0 6		
								183 H Fairfield		1 14		
								184 A Fairleigh Dickinson		3 7		
								184 A Fairleigh Dickinson		0 10		
								216 N Green Bay		7 14		
								216 N Green Bay		3 8		
								218 A Marist		3 6		
								218 A Marist		2 5		
								232 N Neb. Omaha		1 7		
								236 H Canisius		3 5		
								236 H Canisius		2 11		
								239 N Houston Baptist		2 0		
								248 N Dartmouth		1 6		
								249 A Siena		0 12		
								249 A Siena		0 5		
LAST 10 GAMES												
						273 H Manhattan	4 11	163 A Iona		1 2		
						273 H Manhattan	2 7	183 H Fairfield		0 6		
						258 H Niagara	1 11	183 H Fairfield		1 14		
						258 H Niagara	0 10	236 H Canisius		2 11		
						163 A Iona	0 8	236 H Canisius		3 5		

Non-Div. I Games:

Saint Peter's

Saint Peter's

Average RPI Win:	268	WON-LOST RECORD	WINNING PCT. RANK	LAST 10 GAMES	STRENGTH OF SCHEDULE	OPP. STRENGTH OF SCHEDULE	TEAM RPI	ADJ RPI	CONF. RPI	ADJ CONF. RPI		
DIV. I ONLY		6-30-0	.16667	283	2-8-0	288	278	288	.27317	288	31	31
DIV. I NON-CONF.		2-16-0	.11111	280	0-1-0	284	237	285	.32165	285	31	31
<hr/>												
TOTALS	RPI 1-25	RPI 26-50		W-L RECORDS		RPI 51-100		RPI 101-150		RPI 150+		
6-30-0	0-0-0	0-0-0		OVERALL		0-0-0		0-5-0		6-25-0		
2-10-0	0-0-0	0-0-0		HOME		0-0-0		0-1-0		2-9-0		
3-11-0	0-0-0	0-0-0		AWAY		0-0-0		0-1-0		3-10-0		
1-9-0	0-0-0	0-0-0		NEUTRAL		0-0-0		0-3-0		1-6-0		
<hr/>												
2-16-0	0-0-0	0-0-0		NON-CONFERENCE		0-0-0		0-5-0		2-11-0		
0-5-0	0-0-0	0-0-0		HOME		0-0-0		0-1-0		0-4-0		
2-6-0	0-0-0	0-0-		AWAY		0-0-0		0-1-0		2-5-0		
0-5-0	0-0-0	0-0-0		NEUTRAL		0-0-0		0-3-0		0-2-0		
<hr/>												
4-14-0	0-0-0	0-0-0		CONFERENCE		0-0-0		0-0-0		4-14-0		
2-5-0	0-0-0	0-0-0		HOME		0-0-0		0-0-0		2-5-0		
1-5-0	0-0-0	0-0-0		AWAY		0-0-0		0-0-0		1-5-0		
1-4-0	0-0-0	0-0-0		NEUTRAL		0-0-0		0-0-0		1-4-0		
<hr/>												
RPI	S	Opponent	Score	RPI	S	Opponent	Score	RPI	S	Opponent	Score	
						</						

RPI	S	Opponent	Score	
282	H	Alcorn St.	7	10
282	N	Alcorn St.	2	1
283	N	Alabama A&M	3	6
284	H	Ark.-Pine Bluff	0	11
284	H	Ark.-Pine Bluff	7	3
284	H	Ark.-Pine Bluff	0	1
286	A	Grambling	4	7
286	A	Grambling	6	2
286	A	Grambling	6	7

Southern U.

S
o
u
t
h
e
r
n
U
.

S
o
u
t
h
e
r
n
U
.

RPI	S	Opponent	Score	
282	A	Alcorn St.	3	13
285	N	N.C. Central	2	6
285	N	N.C. Central	7	13

UMES

U
M
E
S

U
M
E
S