

Average RPI Win:		84	WON-LOST RECORD		WINNING PCT. RANK		LAST 10 GAMES		STRENGTH OF SCHEDULE		OPP. STRENGTH OF SCHEDULE		TEAM RPI		ADJ RPI		CONF. RPI		ADJ CONF. RPI	
DIV. I ONLY			42-3-0		.93333 3		8-2-0		18		12		1		.71777 1		1		1	
DIV. I NON-CONF.			29-1-0		.96667 3		2-0-0		74		41		7		.66271 5		1		1	
TOTALS		RPI 1-25		RPI 26-50		W-L RECORDS		RPI 51-100		RPI 101-150		RPI 150+								
42-3-0		15-3-0		4-0-0		OVERALL		9-0-0		3-0-0		11-0-0								
9-1-0		5-1-0		0-0-0		HOME		0-0-0		2-0-0		2-0-0								
10-2-0		5-2-0		0-0-0		AWAY		4-0-0		0-0-0		1-0-0								
23-0-0		5-0-0		4-0-0		NEUTRAL		5-0-0		1-0-0		8-0-0								
29-1-0		5-1-0		4-0-0		NON-CONFERENCE		6-0-0		3-0-0		11-0-0								
4-0-0		0-0-0		0-0-0		HOME		0-0-0		2-0-0		2-0-0								
2-1-0		0-1-0		0-0-		AWAY		1-0-0		0-0-0		1-0-0								
23-0-0		5-0-0		4-0-0		NEUTRAL		5-0-0		1-0-0		8-0-0								
13-2-0		10-2-0		0-0-0		CONFERENCE		3-0-0		0-0-0		0-0-0								
5-1-0		5-1-0		0-0-0		HOME		0-0-0		0-0-0		0-0-0								
8-1-0		5-1-0		0-0-0		AWAY		3-0-0		0-0-0		0-0-0								
0-0-0		0-0-0		0-0-0		NEUTRAL		0-0-0		0-0-0		0-0-0								
RPI	S	Opponent		Score		RPI	S	Opponent		Score		RPI	S	Opponent		Score				
4	N	Tennessee		13	5	26	N	DePaul		2	0	51	N	Purdue		9	1			
7	N	Texas		6	3	38	N	San Diego St.		12	0	59	N	FIU		8	1			
8	A	Oregon		8	1	42	N	Texas St.		10	0	61	A	Fresno St.		8	5			
8	A	Oregon		10	0	48	N	Northwestern		5	1	71	A	Utah		12	3			
8	A	Oregon		0	1							71	A	Utah		10	0			
9	H	Arizona		6	0							71	A	Utah		11	3			
9	H	Arizona		3	8							85	N	Fordham		5	0			
9	H	Arizona		2	0							88	N	San Jose St.		7	0			
11	N	Texas A&M		3	0							90	N	East Carolina		11	3			
13	H	Washington		2	1															
13	H	Washington		6	4															
13	H	Washington		5	3															
18	A	Hawaii		1	3															
20	A	Stanford		4	3															
20	A	Stanford		9	0															
20	A	Stanford		8	0															
23	N	LSU		14	3															
25	N	Syracuse		6	3															
LAST 10 GAMES																				
8	A	Oregon		10	0	9	H	Arizona		3	8									
8	A	Oregon		0	1	9	H	Arizona		2	0									
8	A	Oregon		8	1	184	A	St. Mary's (CA)		9	0									
248	H	Santa Clara		10	2	71	A	Utah		12	3									
9	H	Arizona		6	0	71	A	Utah		11	3									

Non-Div. I Games:

California

Average RPI Win:	64	WON-LOST	WINNING	LAST 10	STRENGTH OF	OPP. STRENGTH	TEAM	ADJ	CONF.	ADJ CONF.		
Average RPI Loss:	27	RECORD	PCT. RANK	GAMES	SCHEDULE	OF SCHEDULE	RPI	RPI	RPI	RPI		
DIV. I ONLY		42-4-0	.91304	4	7-3-0	16	1	2	.70497	2	3	3
DIV. I NON-CONF.		23-1-0	.95833	5	0-1-0	16	14	1	.68632	1	2	2
<hr/>												
TOTALS	RPI 1-25	RPI 26-50		W-L RECORDS		RPI 51-100		RPI 101-150		RPI 150+		
42-4-0	6-3-0	16-0-0		OVERALL		14-1-0		4-0-0		2-0-0		
23-3-0	3-2-0	4-0-0		HOME		12-1-0		2-0-0		2-0-0		
13-1-0	3-1-0	9-0-0		AWAY		1-0-0		0-0-0		0-0-0		
6-0-0	0-0-0	3-0-0		NEUTRAL		1-0-0		2-0-0		0-0-0		
23-1-0	1-0-0	8-0-0		NON-CONFERENCE		8-1-0		4-0-0		2-0-0		
14-1-0	0-0-0	4-0-0		HOME		6-1-0		2-0-0		2-0-0		
3-0-0	1-0-0	1-0-		AWAY		1-0-0		0-0-0		0-0-0		
6-0-0	0-0-0	3-0-0		NEUTRAL		1-0-0		2-0-0		0-0-0		
19-3-0	5-3-0	8-0-0		CONFERENCE		6-0-0		0-0-0		0-0-0		
9-2-0	3-2-0	0-0-0		HOME		6-0-0		0-0-0		0-0-0		
10-1-0	2-1-0	8-0-0		AWAY		0-0-0		0-0-0		0-0-0		
0-0-0	0-0-0	0-0-0		NEUTRAL		0-0-0		0-0-0		0-0-0		
RPI	S	Opponent	Score	RPI	S	Opponent	Score	RPI	S	Opponent	Score	
4	H	Tennessee	3 2	26	H	DePaul	9 7	58	A	South Ala.	12 1	
4	H	Tennessee	2 5	26	H	DePaul	4 3	64	H	Georgia St.	1 5	
8	A	Oregon	5 1	29	N	Georgia Tech	12 9	67	N	Lipscomb	15 4	
16	A	Georgia	8 3	30	A	Auburn	5 2	79	H	Maryland	9 1	
16	A	Georgia	4 7	30	A	Auburn	4 2	79	H	Maryland	19 1	
16	A	Georgia	6 4	31	N	Oklahoma St.	3 1	83	H	South Carolina	7 5	
23	H	LSU	6 0	32	N	Virginia Tech	7 3	83	H	South Carolina	19 4	
23	H	LSU	6 0	34	A	Mississippi St.	4 2	83	H	South Carolina	9 1	
23	H	LSU	2 3	34	A	Mississippi St.	9 3	86	H	North Dakota St.	3 2	
				34	A	Mississippi St.	5 4	86	H	North Dakota St.	9 4	
				36	H	Massachusetts	8 0	90	H	East Carolina	9 4	
				41	A	UAB	8 1	90	H	East Carolina	4 2	
				41	H	UAB	4 1	94	H	Ole Miss	12 1	
				45	A	Kentucky	3 1	94	H	Ole Miss	12 2	
				45	A	Kentucky	12 2	94	H	Ole Miss	10 7	
				45	A	Kentucky	9 1					
				LAST 10 GAMES								
				16	A	Georgia	6 4	83	H	South Carolina	7 5	
				16	A	Georgia	8 3	83	H	South Carolina	9 1	
				16	A	Georgia	4 7	23	H	LSU	6 0	
				64	H	Georgia St.	1 5	23	H	LSU	2 3	
				83	H	South Carolina	19 4	23	H	LSU	6 0	

Non-Div. I Games:

Alabama

Average RPI Win:		81	WON-LOST RECORD		WINNING PCT. RANK	LAST 10 GAMES	STRENGTH OF SCHEDULE		OPP. STRENGTH OF SCHEDULE	TEAM RPI	ADJ RPI	CONF. RPI	ADJ CONF. RPI				
Average RPI Loss:		29															
DIV. I ONLY			39-5-0		.88636	6	8-2-0		6	23	3	.70393	3	1	1		
DIV. I NON-CONF.			28-3-0		.90323	8	0-0-0		29	86	8	.64882	10	1	1		
TOTALS		RPI 1-25		RPI 26-50		W-L RECORDS		RPI 51-100		RPI 101-150		RPI 150+					
39-5-0		11-4-0		5-0-0		OVERALL		9-1-0		10-0-0		4-0-0					
34-2-0		9-1-0		3-0-0		HOME		8-1-0		10-0-0		4-0-0					
2-2-0		2-2-0		0-0-0		AWAY		0-0-0		0-0-0		0-0-0					
3-1-0		0-1-0		2-0-0		NEUTRAL		1-0-0		0-0-0		0-0-0					
28-3-0		0-2-0		5-0-0		NON-CONFERENCE		9-1-0		10-0-0		4-0-0					
25-2-0		0-1-0		3-0-0		HOME		8-1-0		10-0-0		4-0-0					
0-0-0		0-0-0		0-0-		AWAY		0-0-0		0-0-0		0-0-0					
3-1-0		0-1-0		2-0-0		NEUTRAL		1-0-0		0-0-0		0-0-0					
11-2-0		11-2-0		0-0-0		CONFERENCE		0-0-0		0-0-0		0-0-0					
9-0-0		9-0-0		0-0-0		HOME		0-0-0		0-0-0		0-0-0					
2-2-0		2-2-0		0-0-0		AWAY		0-0-0		0-0-0		0-0-0					
0-0-0		0-0-0		0-0-0		NEUTRAL		0-0-0		0-0-0		0-0-0					
RPI	S	Opponent		Score		RPI	S	Opponent		Score		RPI	S	Opponent		Score	
4	H	Tennessee		0	3	28	N	Michigan		1	0	57	H	Boise St.		4	0
8	A	Oregon		7	4	37	N	BYU		3	0	61	N	Fresno St.		4	0
8	A	Oregon		0	3	42	H	Texas St.		9	0	68	H	Illinois St.		14	3
9	H	Arizona		4	2	48	H	Northwestern		10	5	86	H	North Dakota St.		10	2
9	H	Arizona		9	6	49	H	Minnesota		12	0	87	H	Pacific		7	4
9	H	Arizona		7	6							88	H	San Jose St.		4	0
12	N	La.-Lafayette		2	9							89	H	Valparaiso		6	2
15	H	UCLA		9	1							90	H	East Carolina		9	1
15	H	UCLA		4	2							93	H	Iowa		5	2
15	H	UCLA		9	1							100	H	McNeese St.		1	3
20	H	Stanford		5	0												
20	H	Stanford		11	9												
20	H	Stanford		7	1												
22	A	Oregon St.		2	4												
22	A	Oregon St.		3	2												
						LAST 10 GAMES											
						20	H	Stanford		7	1	15	H	UCLA		4	2
						20	H	Stanford		5	0	15	H	UCLA		9	1
						20	H	Stanford		11	9	15	H	UCLA		9	1
						22	A	Oregon St.		3	2	8	A	Oregon		0	3
						22	A	Oregon St.		2	4	8	A	Oregon		7	4

Non-Div. I Games:

Arizona St.

Average RPI Win: 69		WON-LOST RECORD		WINNING PCT. RANK		LAST 10 GAMES		STRENGTH OF SCHEDULE		OPP. STRENGTH OF SCHEDULE		TEAM RPI		ADJ RPI		CONF. RPI		ADJ CONF. RPI	
DIV. I ONLY		40-9-0		.81633 11		10-0-0		7		2		5		.6942 4		3		3	
DIV. I NON-CONF.		21-3-0		.875 14		3-0-0		34		11		9		.65512 8		2		2	
TOTALS		RPI 1-25		RPI 26-50		W-L RECORDS		RPI 51-100		RPI 101-150		RPI 150+							
40-9-0		8-6-0		12-1-0		OVERALL		11-1-0		5-0-0		4-1-0							
18-4-0		5-3-0		2-1-0		HOME		3-0-0		4-0-0		4-0-0							
13-3-0		2-2-0		6-0-0		AWAY		5-1-0		0-0-0		0-0-0							
9-2-0		1-1-0		4-0-0		NEUTRAL		3-0-0		1-0-0		0-1-0							
21-3-0		2-2-0		4-0-0		NON-CONFERENCE		6-0-0		5-0-0		4-1-0							
11-0-0		0-0-0		0-0-0		HOME		3-0-0		4-0-0		4-0-0							
1-1-0		1-1-0		0-0-		AWAY		0-0-0		0-0-0		0-0-0							
9-2-0		1-1-0		4-0-0		NEUTRAL		3-0-0		1-0-0		0-1-0							
19-6-0		6-4-0		8-1-0		CONFERENCE		5-1-0		0-0-0		0-0-0							
7-4-0		5-3-0		2-1-0		HOME		0-0-0		0-0-0		0-0-0							
12-2-0		1-1-0		6-0-0		AWAY		5-1-0		0-0-0		0-0-0							
0-0-0		0-0-0		0-0-0		NEUTRAL		0-0-0		0-0-0		0-0-0							
RPI S	Opponent	Score		RPI S	Opponent	Score		RPI S	Opponent	Score		RPI S	Opponent	Score					
1 N	California	5	13	29 N	Georgia Tech	9	0	52 H	Radford	8	2	110 N	Western Mich.	9	6				
2 A	Alabama	2	3	30 A	Auburn	5	3	56 H	Ga. Southern	9	0	143 H	Middle Tenn.	6	3				
2 A	Alabama	5	2	30 A	Auburn	9	1	56 H	Ga. Southern	7	0	147 H	Memphis	5	0				
3 A	Arizona St.	3	0	30 A	Auburn	6	2	62 N	Illinois	10	7	147 H	Memphis	7	0				
6 H	Florida	2	5	34 A	Mississippi St.	10	3	63 A	Arkansas	8	0	147 H	Memphis	3	2				
6 H	Florida	1	0	34 A	Mississippi St.	8	0	63 A	Arkansas	2	0	154 H	Murray St.	8	0				
6 H	Florida	0	1	34 A	Mississippi St.	8	0	63 A	Arkansas	1	4	186 N	Winthrop	1	2				
7 A	Texas	2	3	36 N	Massachusetts	5	0	68 N	Illinois St.	6	0	197 H	Furman	8	0				
16 H	Georgia	1	3	38 N	San Diego St.	6	5	83 A	South Carolina	4	2	197 H	Furman	1	0				
16 H	Georgia	2	1	45 H	Kentucky	3	5	83 A	South Carolina	8	0	201 H	East Tenn. St.	8	0				
21 N	Texas Tech	1	0	45 H	Kentucky	8	0	83 A	South Carolina	6	3								
23 H	LSU	2	0	45 H	Kentucky	4	2	92 N	UC Santa Barbara	7	0								
23 H	LSU	4	2	50 N	Hofstra	3	2												
23 H	LSU	10	2																
LAST 10 GAMES																			
	83 A	South Carolina	6	3		23 H	LSU	10	2										
	83 A	South Carolina	4	2		23 H	LSU	4	2										
	83 A	South Carolina	8	0		23 H	LSU	2	0										
	147 H	Memphis	3	2		52 H	Radford	8	2										
	147 H	Memphis	5	0		30 A	Auburn	6	2										

Non-Div. I Games:

Tennessee

Average RPI Win: 77		WON-LOST	WINNING	LAST 10	STRENGTH OF		OPP. STRENGTH	TEAM	ADJ	CONF.	ADJ CONF.
Average RPI Loss: 21		RECORD	PCT. RANK	GAMES	SCHEDULE		OF SCHEDULE	RPI	RPI	RPI	RPI
DIV. I ONLY		38-7-0	.84444	8	7-3-0		23	5	9	.68683	5
DIV. I NON-CONF.		25-3-0	.89286	9	1-0-0		92	7	16	.63637	16
TOTALS		RPI 1-25	RPI 26-50		W-L RECORDS		RPI 51-100		RPI 101-150		RPI 150+
38-7-0		8-5-0	11-2-0		OVERALL		5-0-0		9-0-0		5-0-0
16-2-0		5-2-0	3-0-0		HOME		1-0-0		4-0-0		3-0-0
7-2-0		2-1-0	3-1-0		AWAY		1-0-0		1-0-0		0-0-0
15-3-0		1-2-0	5-1-0		NEUTRAL		3-0-0		4-0-0		2-0-0
25-3-0		2-2-0	4-1-0		NON-CONFERENCE		5-0-0		9-0-0		5-0-0
9-0-0		1-0-0	0-0-0		HOME		1-0-0		4-0-0		3-0-0
2-0-0		0-0-0	0-0-		AWAY		1-0-0		1-0-0		0-0-0
14-3-0		1-2-0	4-1-0		NEUTRAL		3-0-0		4-0-0		2-0-0
13-4-0		6-3-0	7-1-0		CONFERENCE		0-0-0		0-0-0		0-0-0
7-2-0		4-2-0	3-0-0		HOME		0-0-0		0-0-0		0-0-0
5-2-0		2-1-0	3-1-0		AWAY		0-0-0		0-0-0		0-0-0
1-0-0		0-0-0	1-0-0		NEUTRAL		0-0-0		0-0-0		0-0-0
RPI S	Opponent	Score	RPI S	Opponent	Score	RPI S	Opponent	Score	RPI S	Opponent	Score
11 A	Texas A&M	0 4	26 N	DePaul	18 1	57 N	Boise St.	9 0	101 N	Penn St.	6 1
11 A	Texas A&M	5 2	28 N	Michigan	2 0	60 N	Virginia	9 1	103 A	North Texas	4 1
11 A	Texas A&M	6 1	29 N	Georgia Tech	0 1	91 A	UNLV	5 0	103 H	North Texas	9 4
14 H	Missouri	2 4	31 A	Oklahoma St.	11 1	93 H	Iowa	4 2	105 H	Indiana	12 1
14 H	Missouri	2 1	31 N	Oklahoma St.	4 0	93 N	Iowa	6 3	105 H	Indiana	4 1
14 H	Missouri	2 1	32 N	Virginia Tech	10 0				105 H	Indiana	14 0
16 N	Georgia	2 3	33 A	Baylor	0 1				109 N	Kent St.	6 0
20 N	Stanford	0 5	33 A	Baylor	2 0				109 N	Kent St.	11 1
21 H	Texas Tech	4 5	33 A	Baylor	5 0				137 N	UC Davis	10 0
21 H	Texas Tech	3 1	38 N	San Diego St.	5 0				187 N	Weber St.	12 2
21 H	Texas Tech	4 1	43 H	Kansas	8 0				198 H	Wichita St.	5 0
23 H	LSU	7 0	43 H	Kansas	8 0				198 H	Wichita St.	13 0
23 N	LSU	5 0	43 H	Kansas	6 2				208 N	CSU Bakersfield	6 0
									231 H	Austin Peay	8 0
			LAST 10 GAMES								
			14 H	Missouri	2 1	11 A	Texas A&M	5 2			
			14 H	Missouri	2 4	11 A	Texas A&M	6 1			
			14 H	Missouri	2 1	31 A	Oklahoma St.	11 1			
			103 H	North Texas	9 4	21 H	Texas Tech	4 1			
			11 A	Texas A&M	0 4	21 H	Texas Tech	4 5			

Non-Div. I Games:

Oklahoma

Average RPI Win: 83		WON-LOST RECORD		WINNING PCT. RANK		LAST 10 GAMES		STRENGTH OF SCHEDULE		OPP. STRENGTH OF SCHEDULE		TEAM RPI		ADJ RPI		CONF. RPI		ADJ CONF. RPI					
Average RPI Loss: 19																							
DIV. I ONLY		41-5-0		.8913		5		9-1-0		32		6		4		.68515		6					
DIV. I NON-CONF.		23-3-0		.88462		10		3-1-0		50		22		11		.64665		11					
TOTALS		RPI 1-25		RPI 26-50		W-L RECORDS		RPI 51-100		RPI 101-150		RPI 150+											
41-5-0		8-4-0		6-1-0		OVERALL		16-0-0		1-0-0		10-0-0											
22-1-0		0-1-0		3-0-0		HOME		10-0-0		0-0-0		9-0-0											
11-3-0		6-2-0		2-1-0		AWAY		3-0-0		0-0-0		0-0-0											
8-1-0		2-1-0		1-0-0		NEUTRAL		3-0-0		1-0-0		1-0-0											
23-3-0		4-2-0		1-1-0		NON-CONFERENCE		7-0-0		1-0-0		10-0-0											
13-1-0		0-1-0		0-0-0		HOME		4-0-0		0-0-0		9-0-0											
2-1-0		2-0-0		0-0-		AWAY		0-0-0		0-0-0		0-0-0											
8-1-0		2-1-0		1-0-0		NEUTRAL		3-0-0		1-0-0		1-0-0											
18-2-0		4-2-0		5-0-0		CONFERENCE		9-0-0		0-0-0		0-0-0											
9-0-0		0-0-0		3-0-0		HOME		6-0-0		0-0-0		0-0-0											
9-2-0		4-2-0		2-0-0		AWAY		3-0-0		0-0-0		0-0-0											
0-0-0		0-0-0		0-0-0		NEUTRAL		0-0-0		0-0-0		0-0-0											
RPI	S	Opponent		Score		RPI	S	Opponent		Score		RPI	S	Opponent		Score		RPI	S	Opponent		Score	
4	A	Tennessee		5	2	30	H	Auburn		5	2	57	N	Boise St.		3	0	126	N	LIU Brooklyn		8	0
4	A	Tennessee		1	0	30	H	Auburn		3	2	59	H	FIU		9	0	158	H	Eastern Mich.		2	1
4	A	Tennessee		0	1	30	H	Auburn		3	1	59	H	FIU		7	4	158	H	Eastern Mich.		16	0
7	N	Texas		5	1	34	A	Mississippi St.		1	0	59	H	FIU		7	1	168	H	Michigan St.		11	1
11	N	Texas A&M		6	4	34	A	Mississippi St.		8	5	63	A	Arkansas		6	0	168	H	Michigan St.		15	4
13	N	Washington		2	5	37	N	BYU		3	0	63	A	Arkansas		5	0	168	H	Michigan St.		8	0
16	A	Georgia		4	2	44	A	UCF		0	2	63	A	Arkansas		3	2	174	N	Maine		8	0
16	A	Georgia		6	3							68	N	Illinois St.		11	0	177	H	Gardner-Webb		14	0
16	A	Georgia		2	3							76	H	Jacksonville		10	2	177	H	Gardner-Webb		9	0
17	A	Florida St.		9	1							83	H	South Carolina		7	3	181	H	Campbell		4	0
19	A	South Fla.		3	2							83	H	South Carolina		1	0	255	H	Tennessee St.		8	0
19	H	South Fla.		1	4							83	H	South Carolina		9	1						
												94	H	Ole Miss		14	3						
												94	H	Ole Miss		5	0						
												94	H	Ole Miss		9	1						
												95	N	Fla. Gulf Coast		5	0						
LAST 10 GAMES																							
59	H	FIU		7	1	30	H	Auburn		3	2												
59	H	FIU		9	0	44	A	UCF		0	2												
59	H	FIU		7	4	94	H	Ole Miss		14	3												
30	H	Auburn		5	2	94	H	Ole Miss		9	1												
30	H	Auburn		3	1	94	H	Ole Miss		5	0												

Non-Div. I Games:

Florida

T
e
x
a
s

Texas				Through Games Of Through April 23, 2012											
Average RPI Win:		82	WON-LOST	WINNING	LAST 10	STRENGTH OF SCHEDULE	OPP. STRENGTH OF SCHEDULE	TEAM RPI	ADJ RPI	CONF. RPI	ADJ CONF. RPI				
Average RPI Loss:		17	RECORD	PCT. RANK	GAMES										
DIV. I ONLY			37-7-0	.84091	9	5-5-0	9	19	6	.6846	7	2	2		
DIV. I NON-CONF.			26-2-0	.92857	6	0-0-0	7	51	2	.68401	2	3	3		
TOTALS		RPI 1-25		RPI 26-50		W-L RECORDS		RPI 51-100		RPI 101-150		RPI 150+			
37-7-0		6-5-0		10-2-0		OVERALL		5-0-0		9-0-0		7-0-0			
22-3-0		4-2-0		5-1-0		HOME		4-0-0		6-0-0		3-0-0			
8-2-0		1-1-0		4-1-0		AWAY		0-0-0		3-0-0		0-0-0			
7-2-0		1-2-0		1-0-0		NEUTRAL		1-0-0		0-0-0		4-0-0			
26-2-0		3-2-0		5-0-0		NON-CONFERENCE		5-0-0		6-0-0		7-0-0			
17-0-0		1-0-0		3-0-0		HOME		4-0-0		6-0-0		3-0-0			
2-0-0		1-0-0		1-0-		AWAY		0-0-0		0-0-0		0-0-0			
7-2-0		1-2-0		1-0-0		NEUTRAL		1-0-0		0-0-0		4-0-0			
11-5-0		3-3-0		5-2-0		CONFERENCE		0-0-0		3-0-0		0-0-0			
5-3-0		3-2-0		2-1-0		HOME		0-0-0		0-0-0		0-0-0			
6-2-0		0-1-0		3-1-0		AWAY		0-0-0		3-0-0		0-0-0			
0-0-0		0-0-0		0-0-0		NEUTRAL		0-0-0		0-0-0		0-0-0			
RPI	S	Opponent	Score	RPI	S	Opponent	Score	RPI	S	Opponent	Score	RPI	S	Opponent	Score
1	N	California	3 6	31	H	Oklahoma St.	0 3	54	N	Nebraska	3 0	112	A	Iowa St.	7 3
4	H	Tennessee	3 2	31	H	Oklahoma St.	3 2	55	H	Pittsburgh	7 2	112	A	Iowa St.	8 4
6	N	Florida	1 5	31	H	Oklahoma St.	5 1	66	H	New Mexico	7 3	112	A	Iowa St.	11 2
14	H	Missouri	0 2	33	A	Baylor	4 5	66	H	New Mexico	5 0	115	H	A&M-Corpus Christi	6 5
14	H	Missouri	4 11	35	H	Tulsa	9 1	66	H	New Mexico	2 1	117	H	Sam Houston St.	5 0
14	H	Missouri	9 5	38	N	San Diego St.	2 1					117	H	Sam Houston St.	14 0
15	N	UCLA	5 4	40	A	Houston	15 4					117	H	Sam Houston St.	6 2
18	A	Hawaii	4 0	42	H	Texas St.	7 0					118	H	Colorado St.	6 0
21	A	Texas Tech	2 5	42	H	Texas St.	5 0					118	H	Colorado St.	8 0
21	H	Texas Tech	2 1	43	A	Kansas	13 6					153	H	UTSA	15 0
21	H	Texas Tech	8 0	43	A	Kansas	12 3					153	H	UTSA	8 0
				43	A	Kansas	7 5					166	H	Cal St. Fullerton	23 0
												183	N	Cal St. Northridge	4 0
												186	N	Winthrop	7 1
												186	N	Winthrop	9 2
												188	N	Marist	10 2
				LAST 10 GAMES											
				31	H	Oklahoma St.	5 1	43	A	Kansas	12 3				
				31	H	Oklahoma St.	0 3	43	A	Kansas	7 5				
				31	H	Oklahoma St.	3 2	21	A	Texas Tech	2 5				
				33	A	Baylor	4 5	14	H	Missouri	0 2				
				43	A	Kansas	13 6	14	H	Missouri	4 11				

Non-Div. I Games:

Texas

Average RPI Win: 63		WON-LOST RECORD		WINNING PCT. RANK		LAST 10 GAMES		STRENGTH OF SCHEDULE		OPP. STRENGTH OF SCHEDULE		TEAM RPI		ADJ RPI		CONF. RPI		ADJ CONF. RPI					
DIV. I ONLY		32-11-0		.74419 21		6-3-0		2		4		8		.67643 8		1		1					
DIV. I NON-CONF.		23-4-0		.85185 16		2-0-0		15		8		6		.65659 7		1		1					
TOTALS		RPI 1-25		RPI 26-50		W-L RECORDS		RPI 51-100		RPI 101-150		RPI 150+											
32-11-0		7-8-0		4-2-0		OVERALL		16-1-0		3-0-0		2-0-0											
8-5-0		3-5-0		0-0-0		HOME		3-0-0		2-0-0		0-0-0											
7-3-0		3-3-0		0-0-0		AWAY		4-0-0		0-0-0		0-0-0											
17-3-0		1-0-0		4-2-0		NEUTRAL		9-1-0		1-0-0		2-0-0											
23-4-0		1-1-0		4-2-0		NON-CONFERENCE		13-1-0		3-0-0		2-0-0											
5-1-0		0-1-0		0-0-0		HOME		3-0-0		2-0-0		0-0-0											
1-0-0		0-0-0		0-0-		AWAY		1-0-0		0-0-0		0-0-0											
17-3-0		1-0-0		4-2-0		NEUTRAL		9-1-0		1-0-0		2-0-0											
9-7-0		6-7-0		0-0-0		CONFERENCE		3-0-0		0-0-0		0-0-0											
3-4-0		3-4-0		0-0-0		HOME		0-0-0		0-0-0		0-0-0											
6-3-0		3-3-0		0-0-0		AWAY		3-0-0		0-0-0		0-0-0											
0-0-0		0-0-0		0-0-0		NEUTRAL		0-0-0		0-0-0		0-0-0											
RPI	S	Opponent		Score		RPI	S	Opponent		Score		RPI	S	Opponent		Score		RPI	S	Opponent		Score	
1	H	California		1	0	31	N	Oklahoma St.		8	0	51	N	Purdue		9	1	107	N	New Mexico St.		7	1
1	H	California		0	10	33	N	Baylor		1	2	51	N	Purdue		8	1	133	H	Portland St.		10	4
1	H	California		1	8	37	N	BYU		1	2	54	N	Nebraska		4	2	133	H	Portland St.		1	0
2	H	Alabama		1	5	38	N	San Diego St.		5	4	55	N	Pittsburgh		3	2	165	N	Cal Poly		11	1
3	H	Arizona St.		4	7	38	N	San Diego St.		6	0	57	H	Boise St.		14	6	178	N	Butler		6	0
3	H	Arizona St.		3	0	48	N	Northwestern		10	6	57	H	Boise St.		4	1						
13	H	Washington		5	3							57	H	Boise St.		6	4						
13	H	Washington		3	6							60	N	Virginia		6	2						
20	A	Stanford		6	7							61	A	Fresno St.		5	4						
20	A	Stanford		8	5							66	N	New Mexico		6	7						
20	A	Stanford		12	8							68	N	Illinois St.		5	2						
22	A	Oregon St.		1	7							71	A	Utah		11	1						
22	A	Oregon St.		8	2							71	A	Utah		9	0						
22	A	Oregon St.		4	5							71	A	Utah		6	2						
24	N	North Carolina		5	4							72	N	Connecticut		9	3						
												88	N	San Jose St.		9	0						
												92	N	UC Santa Barbara		10	2						
LAST 10 GAMES																							

Non-Div. I Games:

Oregon

Average RPI Win: 78		WON-LOST RECORD		WINNING PCT. RANK		LAST 10 GAMES		STRENGTH OF SCHEDULE		OPP. STRENGTH OF SCHEDULE		TEAM RPI		ADJ RPI		CONF. RPI		ADJ CONF. RPI									
Average RPI Loss: 22																											
DIV. I ONLY		31-12-0		.72093		29		7-3-0		1		17		10		.66876		9									
DIV. I NON-CONF.		23-5-0		.82143		22		2-0-0		19		57		12		.64231		13									
TOTALS		RPI 1-25		RPI 26-50		W-L RECORDS		RPI 51-100		RPI 101-150		RPI 150+															
31-12-0		7-9-0		4-1-0		OVERALL		10-1-0		8-1-0		2-0-0															
17-2-0		2-1-0		2-0-0		HOME		6-0-0		6-1-0		1-0-0															
3-6-0		3-6-0		0-0-0		AWAY		0-0-0		0-0-0		0-0-0															
11-4-0		2-2-0		2-1-0		NEUTRAL		4-1-0		2-0-0		1-0-0															
23-5-0		2-2-0		4-1-0		NON-CONFERENCE		7-1-0		8-1-0		2-0-0															
12-1-0		0-0-0		2-0-0		HOME		3-0-0		6-1-0		1-0-0															
0-0-0		0-0-0		0-0-		AWAY		0-0-0		0-0-0		0-0-0															
11-4-0		2-2-0		2-1-0		NEUTRAL		4-1-0		2-0-0		1-0-0															
8-7-0		5-7-0		0-0-0		CONFERENCE		3-0-0		0-0-0		0-0-0															
5-1-0		2-1-0		0-0-0		HOME		3-0-0		0-0-0		0-0-0															
3-6-0		3-6-0		0-0-0		AWAY		0-0-0		0-0-0		0-0-0															
0-0-0		0-0-0		0-0-0		NEUTRAL		0-0-0		0-0-0		0-0-0															
RPI	S	Opponent		Score		RPI	S	Opponent		Score		RPI	S	Opponent		Score		RPI	S	Opponent		Score					
1	A	California		8	3	29	N	Georgia Tech		1	2	54	N	Nebraska		10	11	107	H	New Mexico St.		6	3				
1	A	California		0	6	31	N	Oklahoma St.		8	0	61	N	Fresno St.		9	0	107	H	New Mexico St.		5	9				
1	A	California		0	2	38	H	San Diego St.		8	6	66	H	New Mexico		8	1	121	H	Col. of Charleston		9	0				
3	A	Arizona St.		6	7	38	H	San Diego St.		8	0	66	H	New Mexico		5	0	121	H	Col. of Charleston		5	0				
3	A	Arizona St.		2	4	41	N	UAB		7	0	71	H	Utah		4	2	121	H	Col. of Charleston		8	0				
3	A	Arizona St.		6	9							71	H	Utah		8	0	122	H	Southern Utah		8	0				
11	N	Texas A&M		4	5							71	H	Utah		3	1	122	H	Southern Utah		9	1				
13	A	Washington		5	3							84	H	Western Ky.		6	4	135	N	Long Beach St.		4	0				
13	A	Washington		5	7							85	N	Fordham		3	2	137	N	UC Davis		8	0				
13	A	Washington		2	0							93	N	Iowa		6	1	183	N	Cal St. Northridge		8	0				
16	N	Georgia		0	3							100	N	McNeese St.		8	1	223	H	North Dakota		14	2				
20	H	Stanford		3	1																						
20	H	Stanford		9	1																						
20	H	Stanford		1	4																						
25	N	Syracuse		5	0																						
25	N	Syracuse		11	1																						
						LAST 10 GAMES																					
						66 H New Mexico						5	0	71 H Utah						4	2						
						66 H New Mexico						8	1	71 H Utah						3	1						
						1 A California						0	6	71 H Utah						8	0						
						1 A California						8	3	13 A Washington						5	7						
						1 A California						0	2	13 A Washington						5	3						

Non-Div. I Games:

Arizona

Average RPI Win:		93	WON-LOST		WINNING		LAST 10		STRENGTH OF		OPP. STRENGTH		TEAM	ADJ		CONF.	ADJ CONF.	
Average RPI Loss:		26	RECORD		PCT. RANK		GAMES		SCHEDULE		OF SCHEDULE		RPI	RPI		RPI	RPI	
DIV. I ONLY			43-2-0		.95556		1	10-0-0	58		28		7	.66737		10	5	5
DIV. I NON-CONF.			29-0-0		1		1	3-0-0	81		33		4	.66049		6	6	7
TOTALS		RPI 1-25		RPI 26-50		W-L RECORDS		RPI 51-100		RPI 101-150		RPI 150+						
43-2-0		2-0-0		8-2-0		OVERALL		15-0-0		10-0-0		8-0-0						
22-0-0		2-0-0		2-0-0		HOME		10-0-0		6-0-0		2-0-0						
10-2-0		0-0-0		2-2-0		AWAY		3-0-0		2-0-0		3-0-0						
11-0-0		0-0-0		4-0-0		NEUTRAL		2-0-0		2-0-0		3-0-0						
29-0-0		0-0-0		7-0-0		NON-CONFERENCE		9-0-0		8-0-0		5-0-0						
14-0-0		0-0-0		2-0-0		HOME		4-0-0		6-0-0		2-0-0						
4-0-0		0-0-0		1-0-		AWAY		3-0-0		0-0-0		0-0-0						
11-0-0		0-0-0		4-0-0		NEUTRAL		2-0-0		2-0-0		3-0-0						
14-2-0		2-0-0		1-2-0		CONFERENCE		6-0-0		2-0-0		3-0-0						
8-0-0		2-0-0		0-0-0		HOME		6-0-0		0-0-0		0-0-0						
6-2-0		0-0-0		1-2-0		AWAY		0-0-0		2-0-0		3-0-0						
0-0-0		0-0-0		0-0-0		NEUTRAL		0-0-0		0-0-0		0-0-0						
RPI	S	Opponent		Score		RPI	S	Opponent		Score		RPI	S	Opponent		Score		
19	H	South Fla.		9 0		26	A	DePaul		0 3		53	H	Rutgers		2 0		
19	H	South Fla.		4 1		26	A	DePaul		4 3		53	H	Rutgers		3 2		
						26	A	DePaul		1 7		53	H	Rutgers		1 0		
						28	H	Michigan		2 1		55	H	Pittsburgh		2 1		
						36	N	Massachusetts		2 0		55	H	Pittsburgh		4 3		
						39	N	Boston U.		2 0		55	H	Pittsburgh		3 1		
						41	N	UAB		5 4		59	A	FIU		4 2		
						45	A	Kentucky		1 0		60	N	Virginia		2 1		
						45	H	Kentucky		2 1		62	N	Illinois		8 3		
						50	N	Hofstra		7 6		68	H	Illinois St.		8 0		
												68	H	Illinois St.		8 2		
												74	H	Ohio St.		7 2		
												74	H	Ohio St.		7 0		
												84	A	Western Ky.		6 0		
												90	A	East Carolina		5 0		
														108 H Longwood		8 0		
														108 H Longwood		1 0		
														108 H Longwood		7 1		
														130 H Creighton		8 0		
														130 H Creighton		4 0		
														130 H Creighton		7 0		
														143 N Middle Tenn.		10 1		
														147 N Memphis		11 0		
														148 A Villanova		7 0		
														148 A Villanova		8 4		
														160 A Seton Hall		6 3		
														160 A Seton Hall		6 2		
														160 A Seton Hall		6 1		
														168 N Michigan St.		4 1		
														172 N UNC Greensboro		5 4		
														173 H Saint Louis		9 0		
														173 H Saint Louis		9 0		
														207 N Akron		6 1		
						LAST 10 GAMES												
						160	A	Seton Hall		6 2		108	H	Longwood		1 0		
						160	A	Seton Hall		6 1		108	H	Longwood		7 1		
						160	A	Seton Hall		6 3		108	H	Longwood		8 0		
						19	H	South Fla.		9 0		148	A	Villanova		8 4		
						19	H	South Fla.		4 1		148	A	Villanova		7 0		

Non-Div. I Games:

Louisville

Average RPI Win:		72	WON-LOST RECORD		WINNING PCT. RANK	LAST 10 GAMES	STRENGTH OF SCHEDULE		OPP. STRENGTH OF SCHEDULE	TEAM RPI	ADJ RPI	CONF. RPI	ADJ CONF. RPI				
DIV. I ONLY			31-14-0		.68889	38	6-4-0		3	16	12	.66439	11	2	2		
DIV. I NON-CONF.			20-8-0		.71429	44	0-0-0		2	39	15	.64143	14	3	3		
TOTALS		RPI 1-25		RPI 26-50		W-L RECORDS		RPI 51-100		RPI 101-150		RPI 150+					
31-14-0		8-7-0		8-4-0		OVERALL		6-2-0		4-1-0		5-0-0					
15-4-0		3-3-0		4-1-0		HOME		5-0-0		1-0-0		2-0-0					
9-3-0		3-1-0		3-1-0		AWAY		0-0-0		3-1-0		0-0-0					
7-7-0		2-3-0		1-2-0		NEUTRAL		1-2-0		0-0-0		3-0-0					
20-8-0		3-3-0		4-3-0		NON-CONFERENCE		6-2-0		2-0-0		5-0-0					
11-1-0		0-0-0		3-1-0		HOME		5-0-0		1-0-0		2-0-0					
2-0-0		1-0-0		0-0-		AWAY		0-0-0		1-0-0		0-0-0					
7-7-0		2-3-0		1-2-0		NEUTRAL		1-2-0		0-0-0		3-0-0					
11-6-0		5-4-0		4-1-0		CONFERENCE		0-0-0		2-1-0		0-0-0					
4-3-0		3-3-0		1-0-0		HOME		0-0-0		0-0-0		0-0-0					
7-3-0		2-1-0		3-1-0		AWAY		0-0-0		2-1-0		0-0-0					
0-0-0		0-0-0		0-0-0		NEUTRAL		0-0-0		0-0-0		0-0-0					
RPI	S	Opponent		Score		RPI	S	Opponent		Score		RPI	S	Opponent		Score	
1	N	California		0	3	31	A	Oklahoma St.		3	1	54	H	Nebraska		4	1
5	H	Oklahoma		1	6	31	A	Oklahoma St.		7	1	54	H	Nebraska		6	0
5	H	Oklahoma		2	5	31	A	Oklahoma St.		0	4	66	N	New Mexico		3	15
5	H	Oklahoma		4	0	33	A	Baylor		3	0	86	H	North Dakota St.		6	0
6	N	Florida		4	6	33	H	Baylor		6	1	87	N	Pacific		0	2
9	N	Arizona		5	4	35	H	Tulsa		5	1	88	N	San Jose St.		2	1
13	N	Washington		2	8	37	N	BYU		14	8	97	H	North Carolina St.		1	0
14	H	Missouri		1	0	37	N	BYU		2	3	97	H	North Carolina St.		3	2
14	H	Missouri		2	1	40	H	Houston		3	2						
14	H	Missouri		5	6	40	H	Houston		2	3						
18	A	Hawaii		3	1	42	H	Texas St.		3	2						
20	N	Stanford		10	9	48	N	Northwestern		3	6						
21	A	Texas Tech		9	6												
21	A	Texas Tech		9	0												
21	A	Texas Tech		6	8												
LAST 10 GAMES																	
21	A	Texas Tech		6	8	5	H	Oklahoma		1	6						
21	A	Texas Tech		9	0	33	A	Baylor		3	0						
21	A	Texas Tech		9	6	112	A	Iowa St.		1	2						
5	H	Oklahoma		4	0	112	A	Iowa St.		11	3						
5	H	Oklahoma		2	5	112	A	Iowa St.		6	1						

Non-Div. I Games:

Texas A&M

Average RPI Win:	95	WON-LOST	WINNING	LAST 10	STRENGTH OF	OPP. STRENGTH	TEAM	ADJ	CONF.	ADJ CONF.					
Average RPI Loss:	53	RECORD	PCT. RANK	GAMES	SCHEDULE	OF SCHEDULE	RPI	RPI	RPI	RPI					
DIV. I ONLY		41-2-0	.95349	2	9-1-0	82	22	11	.66012	12	8	8			
DIV. I NON-CONF.		25-0-0	1	1	0-0-0	57	19	3	.67642	3	8	8			
<hr/>															
TOTALS	RPI 1-25	RPI 26-50		W-L RECORDS		RPI 51-100		RPI 101-150		RPI 150+					
41-2-0	1-0-0	13-1-0		OVERALL		8-1-0		12-0-0		7-0-0					
24-0-0	0-0-0	5-0-0		HOME		5-0-0		8-0-0		6-0-0					
9-2-0	0-0-0	4-1-0		AWAY		2-1-0		3-0-0		0-0-0					
8-0-0	1-0-0	4-0-0		NEUTRAL		1-0-0		1-0-0		1-0-0					
25-0-0	1-0-0	11-0-0		NON-CONFERENCE		3-0-0		3-0-0		7-0-0					
15-0-0	0-0-0	5-0-0		HOME		2-0-0		2-0-0		6-0-0					
2-0-0	0-0-0	2-0-		AWAY		0-0-0		0-0-0		0-0-0					
8-0-0	1-0-0	4-0-0		NEUTRAL		1-0-0		1-0-0		1-0-0					
16-2-0	0-0-0	2-1-0		CONFERENCE		5-1-0		9-0-0		0-0-0					
9-0-0	0-0-0	0-0-0		HOME		3-0-0		6-0-0		0-0-0					
7-2-0	0-0-0	2-1-0		AWAY		2-1-0		3-0-0		0-0-0					
0-0-0	0-0-0	0-0-0		NEUTRAL		0-0-0		0-0-0		0-0-0					
RPI	S	Opponent	Score	RPI	S	Opponent	Score	RPI	S	Opponent	Score				
3	N	Arizona St.	9 2	28	N	Michigan	10 7	53	H	Rutgers	15 1	101	N	Penn St.	5 1
				29	H	Georgia Tech	10 2	58	H	South Ala.	2 0	103	H	North Texas	11 4
				29	H	Georgia Tech	12 11	58	H	South Ala.	3 0	103	H	North Texas	5 4
				34	N	Mississippi St.	6 3	58	H	South Ala.	1 0	103	H	North Texas	7 6
				35	H	Tulsa	19 4	59	A	FIU	6 0	115	H	A&M-Corpus Christi	19 1
				39	N	Boston U.	5 1	59	A	FIU	1 2	115	H	A&M-Corpus Christi	3 0
				40	A	Houston	3 2	59	A	FIU	10 5	139	H	Fla. Atlantic	21 0
				40	A	Houston	12 7	61	N	Fresno St.	9 1	139	H	Fla. Atlantic	9 1
				45	H	Kentucky	5 4	100	H	McNeese St.	6 0	139	H	Fla. Atlantic	10 2
				46	A	Troy	4 9					143	A	Middle Tenn.	8 0
				46	A	Troy	9 1					143	A	Middle Tenn.	4 3
				46	A	Troy	9 1					143	A	Middle Tenn.	9 1
				48	H	Northwestern	6 4					152	H	Louisiana Tech	9 0
				50	N	Hofstra	5 4					155	H	Mississippi Val.	21 0
												186	N	Winthrop	6 1
												217	H	Stephen F. Austin	14 3
												227	H	Northwestern St.	10 0
												228	H	UTEP	11 1
												234	H	Nicholls St.	15 4
				LAST 10 GAMES											
				139	H	Fla. Atlantic	9 1	143	A	Middle Tenn.	8 0				
				139	H	Fla. Atlantic	21 0	59	A	FIU	6 0				
				139	H	Fla. Atlantic	10 2	59	A	FIU	1 2				
				143	A	Middle Tenn.	4 3	59	A	FIU	10 5				
				143	A	Middle Tenn.	9 1	58	H	South Ala.	3 0				

Average RPI Win:		101	WON-LOST RECORD		WINNING PCT. RANK		LAST 10 GAMES		STRENGTH OF SCHEDULE		OPP. STRENGTH OF SCHEDULE		TEAM RPI		ADJ RPI		CONF. RPI		ADJ CONF. RPI				
DIV. I ONLY			36-11-0		.76596 16		4-5-0		15		15		13		.65445 13		1		1				
DIV. I NON-CONF.			29-1-0		.96667 3		0-0-0		87		64		10		.65318 9		1		1				
TOTALS		RPI 1-25		RPI 26-50		W-L RECORDS		RPI 51-100		RPI 101-150		RPI 150+											
36-11-0		7-11-0		5-0-0		OVERALL		11-0-0		4-0-0		9-0-0											
9-4-0		2-4-0		0-0-0		HOME		3-0-0		0-0-0		4-0-0											
6-6-0		2-6-0		0-0-0		AWAY		2-0-0		1-0-0		1-0-0											
21-1-0		3-1-0		5-0-0		NEUTRAL		6-0-0		3-0-0		4-0-0											
29-1-0		3-1-0		5-0-0		NON-CONFERENCE		8-0-0		4-0-0		9-0-0											
4-0-0		0-0-0		0-0-0		HOME		0-0-0		0-0-0		4-0-0											
4-0-0		0-0-0		0-0-		AWAY		2-0-0		1-0-0		1-0-0											
21-1-0		3-1-0		5-0-0		NEUTRAL		6-0-0		3-0-0		4-0-0											
7-10-0		4-10-0		0-0-0		CONFERENCE		3-0-0		0-0-0		0-0-0											
5-4-0		2-4-0		0-0-0		HOME		3-0-0		0-0-0		0-0-0											
2-6-0		2-6-0		0-0-0		AWAY		0-0-0		0-0-0		0-0-0											
0-0-0		0-0-0		0-0-0		NEUTRAL		0-0-0		0-0-0		0-0-0											
RPI	S	Opponent		Score		RPI	S	Opponent		Score		RPI	S	Opponent		Score		RPI	S	Opponent		Score	
1	A	California		3	5	26	N	DePaul		9	1	54	N	Nebraska		4	0	114	A	San Diego		5	0
1	A	California		4	6	27	N	Notre Dame		7	2	54	N	Nebraska		6	3	134	N	Sacramento St.		9	0
1	A	California		1	2	42	N	Texas St.		12	3	57	N	Boise St.		7	4	137	N	UC Davis		11	3
6	N	Florida		5	2	44	N	UCF		1	0	71	H	Utah		6	1	137	N	UC Davis		14	1
8	A	Oregon		3	5	48	N	Northwestern		10	3	71	H	Utah		5	1	208	A	CSU Bakersfield		15	4
8	A	Oregon		6	3							71	H	Utah		3	1	208	N	CSU Bakersfield		12	0
9	H	Arizona		3	5							87	A	Pacific		6	4	212	H	Seattle		4	0
9	H	Arizona		7	5							87	A	Pacific		5	4	212	H	Seattle		8	0
9	H	Arizona		0	2							88	N	San Jose St.		9	4	223	H	North Dakota		12	4
11	N	Texas A&M		8	2							92	N	UC Santa Barbara		9	0	223	H	North Dakota		4	0
14	N	Missouri		0	2							93	N	Iowa		4	3	235	N	Idaho St.		10	2
15	H	UCLA		5	2													243	N	Delaware		12	0
15	H	UCLA		5	7													243	N	Delaware		5	0
15	H	UCLA		0	5																		
16	N	Georgia		7	5																		
22	A	Oregon St.		3	4																		
22	A	Oregon St.		7	6																		
22	A	Oregon St.		2	3																		
LAST 10 GAMES																							
22	A	Oregon St.		2	3	15	H	UCLA		5	7												
22	A	Oregon St.		7	6	8	A	Oregon		6	3												
22	A	Oregon St.		3	4	8	A	Oregon		3	5												
15	H	UCLA		5	2	9	H	Arizona		7	5												
15	H	UCLA		0	5	9	H	Arizona		3	5												

Non-Div. I Games:

Washington

Average RPI Win:		104	WON-LOST RECORD		WINNING PCT. RANK		LAST 10 GAMES		STRENGTH OF SCHEDULE		OPP. STRENGTH OF SCHEDULE		TEAM RPI		ADJ RPI		CONF. RPI		ADJ CONF. RPI					
DIV. I ONLY			34-10-0		.77273		15		6-4-0		25		41		17		.65314		14		2		2	
DIV. I NON-CONF.			23-3-0		.88462		10		2-0-0		173		124		27		.59597		25		3		3	
TOTALS		RPI 1-25		RPI 26-50				W-L RECORDS				RPI 51-100				RPI 101-150				RPI 150+				
34-10-0		7-7-0		7-1-0				OVERALL				7-1-0				3-0-0				10-1-0				
19-2-0		1-2-0		6-0-0				HOME				5-0-0				1-0-0				6-0-0				
6-5-0		4-5-0		1-0-0				AWAY				1-0-0				0-0-0				0-0-0				
9-3-0		2-0-0		0-1-0				NEUTRAL				1-1-0				2-0-0				4-1-0				
23-3-0		2-0-0		1-1-0				NON-CONFERENCE				7-1-0				3-0-0				10-1-0				
12-0-0		0-0-0		0-0-0				HOME				5-0-0				1-0-0				6-0-0				
2-0-0		0-0-0		1-0-				AWAY				1-0-0				0-0-0				0-0-0				
9-3-0		2-0-0		0-1-0				NEUTRAL				1-1-0				2-0-0				4-1-0				
11-7-0		5-7-0		6-0-0				CONFERENCE				0-0-0				0-0-0				0-0-0				
7-2-0		1-2-0		6-0-0				HOME				0-0-0				0-0-0				0-0-0				
4-5-0		4-5-0		0-0-0				AWAY				0-0-0				0-0-0				0-0-0				
0-0-0		0-0-0		0-0-0				NEUTRAL				0-0-0				0-0-0				0-0-0				
RPI	S	Opponent		Score		RPI	S	Opponent		Score		RPI	S	Opponent		Score		RPI	S	Opponent		Score		
5	A	Oklahoma		4	2	33	H	Baylor		6	1	54	N	Nebraska		4	6	124	H	Western Ill.		8	0	
5	A	Oklahoma		1	2	33	H	Baylor		7	0	57	H	Boise St.		8	0	129	N	Missouri St.		3	1	
5	A	Oklahoma		1	2	33	H	Baylor		4	2	57	H	Boise St.		8	0	137	N	UC Davis		8	0	
7	A	Texas		11	4	43	H	Kansas		9	0	63	A	Arkansas		4	0	163	N	UMKC		6	0	
7	A	Texas		2	0	43	H	Kansas		10	0	69	N	Ball St.		3	2	167	H	Northern Ill.		8	0	
7	A	Texas		5	9	43	H	Kansas		5	0	73	H	UNI		3	1	169	N	Eastern Ky.		5	6	
11	A	Texas A&M		1	2	46	A	Troy		4	0	93	H	Iowa		8	0	173	N	Saint Louis		10	0	
11	A	Texas A&M		0	1	48	N	Northwestern		1	7	93	H	Iowa		2	0	201	N	East Tenn. St.		9	3	
11	A	Texas A&M		6	5													215	N	Southeast Mo. St.		9	0	
13	N	Washington		2	0													250	H	Evansville		7	0	
15	N	UCLA		7	5													250	H	Evansville		4	2	
21	H	Texas Tech		0	2													284	H	Alcorn St.		9	0	
21	H	Texas Tech		4	5													284	H	Alcorn St.		14	1	
21	H	Texas Tech		4	1													284	H	Alcorn St.		9	1	
LAST 10 GAMES																								
5 A Oklahoma						1	2	21 H Texas Tech						4	5									
5 A Oklahoma						4	2	21 H Texas Tech						0	2									
5 A Oklahoma						1	2	73 H UNI						3	1									
124 H Western Ill.						8	0	7 A Texas						2	0									
21 H Texas Tech						4	1	7 A Texas						11	4									

Non-Div. I Games:

Missouri

Average RPI Win:		79	WON-LOST RECORD		WINNING PCT. RANK		LAST 10 GAMES		STRENGTH OF SCHEDULE		OPP. STRENGTH OF SCHEDULE		TEAM RPI		ADJ RPI		CONF. RPI		ADJ CONF. RPI				
DIV. I ONLY		33-12-0		.73333		24		8-2-0		10		8		15		.65209		15		1		1	
DIV. I NON-CONF.		24-6-0		.8		24		1-0-0		41		10		18		.62505		18		1		1	
TOTALS		RPI 1-25		RPI 26-50		W-L RECORDS		RPI 51-100		RPI 101-150		RPI 150+											
33-12-0		7-9-0		7-2-0		OVERALL		10-1-0		3-0-0		6-0-0											
13-2-0		4-2-0		3-0-0		HOME		4-0-0		0-0-0		2-0-0											
7-4-0		2-4-0		1-0-0		AWAY		2-0-0		0-0-0		2-0-0											
13-6-0		1-3-0		3-2-0		NEUTRAL		4-1-0		3-0-0		2-0-0											
24-6-0		1-3-0		7-2-0		NON-CONFERENCE		7-1-0		3-0-0		6-0-0											
6-0-0		0-0-0		3-0-0		HOME		1-0-0		0-0-0		2-0-0											
5-0-0		0-0-0		1-0-		AWAY		2-0-0		0-0-0		2-0-0											
13-6-0		1-3-0		3-2-0		NEUTRAL		4-1-0		3-0-0		2-0-0											
9-6-0		6-6-0		0-0-0		CONFERENCE		3-0-0		0-0-0		0-0-0											
7-2-0		4-2-0		0-0-0		HOME		3-0-0		0-0-0		0-0-0											
2-4-0		2-4-0		0-0-0		AWAY		0-0-0		0-0-0		0-0-0											
0-0-0		0-0-0		0-0-0		NEUTRAL		0-0-0		0-0-0		0-0-0											
RPI	S	Opponent		Score		RPI	S	Opponent		Score		RPI	S	Opponent		Score							
3	A	Arizona St.		2 4		28	N	Michigan		3 5		55	N	Pittsburgh		5 3							
3	A	Arizona St.		1 9		30	N	Auburn		1 11		57	N	Boise St.		4 1							
3	A	Arizona St.		1 9		33	N	Baylor		10 6		61	N	Fresno St.		3 6							
7	N	Texas		4 5		38	A	San Diego St.		1 0		71	H	Utah		11 8							
13	A	Washington		5 0		44	N	UCF		3 1		71	H	Utah		5 0							
13	A	Washington		7 5		45	H	Kentucky		6 2		71	H	Utah		9 1							
13	A	Washington		2 5		45	H	Kentucky		12 0		85	N	Fordham		9 5							
14	N	Missouri		5 7		45	H	Kentucky		7 1		87	H	Pacific		10 2							
16	N	Georgia		4 13		50	N	Hofstra		9 4		92	A	UC Santa Barbara		10 6							
20	H	Stanford		9 11								92	N	UC Santa Barbara		8 0							
20	H	Stanford		12 4								98	A	Loyola Marymount		24 2							
20	H	Stanford		5 2																			
22	H	Oregon St.		5 7																			
22	H	Oregon St.		8 0																			
22	H	Oregon St.		8 4																			
25	N	Syracuse		6 3																			
LAST 10 GAMES																							
71 H Utah												9 1		13 A Washington						5 0			
71 H Utah												11 8		13 A Washington						7 5			
71 H Utah						5 0		20 H Stanford						5 2									
183 H Cal St. Northridge						10 3		20 H Stanford						12 4									
13 A Washington						2 5		20 H Stanford						9 11									

Average RPI Win:	92	WON-LOST RECORD	WINNING PCT. RANK	LAST 10 GAMES	STRENGTH OF SCHEDULE	OPP. STRENGTH OF SCHEDULE	TEAM RPI	ADJ RPI	CONF. RPI	ADJ CONF. RPI		
DIV. I ONLY		35-12-0	.74468	20	5-5-0	17	14	16	.64916	16	3	3
DIV. I NON-CONF.		22-3-0	.88	13	1-0-0	53	66	14	.63784	15	2	2
<hr/>												
TOTALS	RPI 1-25	RPI 26-50		W-L RECORDS		RPI 51-100		RPI 101-150		RPI 150+		
35-12-0	6-6-0	6-5-0		OVERALL		10-1-0		4-0-0		9-0-0		
24-6-0	2-4-0	3-1-0		HOME		7-1-0		4-0-0		8-0-0		
7-5-0	1-1-0	3-4-0		AWAY		3-0-0		0-0-0		0-0-0		
4-1-0	3-1-0	0-0-0		NEUTRAL		0-0-0		0-0-0		1-0-0		
22-3-0	3-1-0	1-1-0		NON-CONFERENCE		5-1-0		4-0-0		9-0-0		
18-1-0	0-0-0	1-0-0		HOME		5-1-0		4-0-0		8-0-0		
0-1-0	0-0-0	0-0-		AWAY		0-0-0		0-0-0		0-0-0		
4-1-0	3-1-0	0-0-0		NEUTRAL		0-0-0		0-0-0		1-0-0		
13-9-0	3-5-0	5-4-0		CONFERENCE		5-0-0		0-0-0		0-0-0		
6-5-0	2-4-0	2-1-0		HOME		2-0-0		0-0-0		0-0-0		
7-4-0	1-1-0	3-3-0		AWAY		3-0-0		0-0-0		0-0-0		
0-0-0	0-0-0	0-0-0		NEUTRAL		0-0-0		0-0-0		0-0-0		
RPI	S	Opponent	Score	RPI	S	Opponent	Score	RPI	S	Opponent	Score	
2	H	Alabama	7 4	29	A	Georgia Tech	0 2	53	H	Rutgers	12 1	
2	H	Alabama	3 8	30	H	Auburn	0 2	56	H	Ga. Southern	1 0	
2	H	Alabama	4 6	30	H	Auburn	4 2	64	H	Georgia St.	6 0	
4	A	Tennessee	3 1	30	H	Auburn	6 3	72	H	Connecticut	8 1	
4	A	Tennessee	1 2	34	A	Mississippi St.	5 0	75	H	S.C. Upstate	7 3	
5	N	Oklahoma	3 2	34	A	Mississippi St.	2 0	83	H	South Carolina	4 3	
6	H	Florida	3 6	34	A	Mississippi St.	3 5	83	H	South Carolina	8 3	
6	H	Florida	3 2	45	A	Kentucky	4 3	94	A	Ole Miss	8 0	
6	H	Florida	2 4	45	A	Kentucky	1 4	94	A	Ole Miss	8 4	
9	N	Arizona	3 0	45	A	Kentucky	0 4	94	A	Ole Miss	9 0	
13	N	Washington	5 7	49	H	Minnesota	5 2	97	H	North Carolina St.	2 3	
15	N	UCLA	13 4									

Non-Div. I Games:

Georgia

Average RPI Win:		93	WON-LOST RECORD		WINNING PCT. RANK	LAST 10 GAMES		STRENGTH OF SCHEDULE		OPP. STRENGTH OF SCHEDULE	TEAM RPI	ADJ RPI	CONF. RPI	ADJ CONF. RPI			
DIV. I ONLY			42-11-0		.79245	12	7-3-0	24		33	14	.64913	17	4	4		
DIV. I NON-CONF.			27-8-0		.77143	29	2-2-0	18		53	17	.62758	17	4	4		
TOTALS		RPI 1-25		RPI 26-50		W-L RECORDS		RPI 51-100		RPI 101-150		RPI 150+					
42-11-0		3-5-0		8-3-0		OVERALL		18-3-0		6-0-0		7-0-0					
26-4-0		2-2-0		3-1-0		HOME		11-1-0		5-0-0		5-0-0					
7-5-0		1-3-0		2-2-0		AWAY		3-0-0		0-0-0		1-0-0					
9-2-0		0-0-0		3-0-0		NEUTRAL		4-2-0		1-0-0		1-0-0					
27-8-0		1-4-0		4-1-0		NON-CONFERENCE		12-3-0		3-0-0		7-0-0					
16-2-0		0-1-0		1-0-0		HOME		8-1-0		2-0-0		5-0-0					
2-4-0		1-3-0		0-0-		AWAY		0-0-0		0-0-0		1-0-0					
9-2-0		0-0-0		3-0-0		NEUTRAL		4-2-0		1-0-0		1-0-0					
15-3-0		2-1-0		4-2-0		CONFERENCE		6-0-0		3-0-0		0-0-0					
10-2-0		2-1-0		2-1-0		HOME		3-0-0		3-0-0		0-0-0					
5-1-0		0-0-0		2-1-0		AWAY		3-0-0		0-0-0		0-0-0					
0-0-0		0-0-0		0-0-0		NEUTRAL		0-0-0		0-0-0		0-0-0					
RPI	S	Opponent		Score		RPI	S	Opponent		Score		RPI	S	Opponent		Score	
6	H	Florida		1	9	29	H	Georgia Tech		4	3	52	N	Radford		2	3
18	A	Hawaii		0	1	29	H	Georgia Tech		7	6	53	N	Rutgers		0	1
18	A	Hawaii		1	2	29	H	Georgia Tech		4	5	58	H	South Ala.		1	3
19	A	South Fla.		1	2	32	A	Virginia Tech		7	3	60	A	Virginia		5	0
23	A	LSU		8	1	32	A	Virginia Tech		3	1	60	A	Virginia		3	1
24	H	North Carolina		3	1	32	A	Virginia Tech		5	11	60	A	Virginia		2	0
24	H	North Carolina		2	4	44	H	UCF		6	2	65	H	Chattanooga		1	0
24	H	North Carolina		8	3	46	A	Troy		3	4	70	N	Southern Ill.		2	0
						47	N	Wisconsin		2	1	76	H	Jacksonville		6	0
						47	N	Wisconsin		6	2	76	H	Jacksonville		7	1
						48	N	Northwestern		1	0	81	N	Marshall		4	1
												86	H	North Dakota St.		2	1
												92	N	UC Santa Barbara		5	1
												92	N	UC Santa Barbara		13	4
												94	H	Ole Miss		10	6
												94	H	Ole Miss		8	0
												95	H	Fla. Gulf Coast		5	0
												95	H	Fla. Gulf Coast		7	1
												97	H	North Carolina St.		7	1
												97	H	North Carolina St.		8	0
						LAST 10 GAMES											
						106 H Boston College						5 0					
						106 H Boston College						2 0					
						106 H Boston College						12 4					
						46 A Troy						3 4					
						23 A LSU						8 1					

Non-Div. I Games:

Florida St.

RPI	S	Opponent	Score	
97	H	North Carolina St.	6	0

29	H	Georgia Tech	4	3
29	H	Georgia Tech	7	6
29	H	Georgia Tech	4	5
58	H	South Ala.	1	3
219	H	Florida A&M	5	3

F
l
o
r
i
d
a
s
t
.

F
l
o
r
i
d
a
s
t
.

Non-Div. I Games:

Average RPI Win:	100	WON-LOST	WINNING	LAST 10	STRENGTH OF	OPP. STRENGTH	TEAM	ADJ	CONF.	ADJ CONF.		
Average RPI Loss:	62	RECORD	PCT. RANK	GAMES	SCHEDULE	OF SCHEDULE	RPI	RPI	RPI	RPI		
DIV. I ONLY		40-8-0	.83333	10	7-3-0	56	35	19	.63809	19	5	5
DIV. I NON-CONF.		27-5-0	.84375	17	0-0-0	35	50	13	.64332	12	6	7
<hr/>												
TOTALS	RPI 1-25	RPI 26-50		W-L RECORDS		RPI 51-100		RPI 101-150		RPI 150+		
40-8-0	2-3-0	6-1-0		OVERALL		14-3-0		11-0-0		7-1-0		
26-2-0	1-1-0	5-0-0		HOME		7-0-0		7-0-0		6-1-0		
6-3-0	1-2-0	0-0-0		AWAY		5-1-0		0-0-0		0-0-0		
8-3-0	0-0-0	1-1-0		NEUTRAL		2-2-0		4-0-0		1-0-0		
27-5-0	2-1-0	6-1-0		NON-CONFERENCE		6-2-0		8-0-0		5-1-0		
18-2-0	1-1-0	5-0-0		HOME		4-0-0		4-0-0		4-1-0		
1-0-0	1-0-0	0-0-		AWAY		0-0-0		0-0-0		0-0-0		
8-3-0	0-0-0	1-1-0		NEUTRAL		2-2-0		4-0-0		1-0-0		
13-3-0	0-2-0	0-0-0		CONFERENCE		8-1-0		3-0-0		2-0-0		
8-0-0	0-0-0	0-0-0		HOME		3-0-0		3-0-0		2-0-0		
5-3-0	0-2-0	0-0-0		AWAY		5-1-0		0-0-0		0-0-0		
0-0-0	0-0-0	0-0-0		NEUTRAL		0-0-0		0-0-0		0-0-0		
RPI S	Opponent	Score		RPI S	Opponent	Score		RPI S	Opponent	Score		
6 A	Florida	4	1	28 H	Michigan	2	0	53 H	Rutgers	1	0	
6 H	Florida	2	3	32 H	Virginia Tech	2	0	53 H	Rutgers	9	0	
10 A	Louisville	0	9	34 N	Mississippi St.	1	0	53 H	Rutgers	11	0	
10 A	Louisville	1	4	36 H	Massachusetts	2	1	55 A	Pittsburgh	3	2	
17 H	Florida St.	2	1	39 N	Boston U.	3	5	55 A	Pittsburgh	4	0	
				47 H	Wisconsin	5	0	55 A	Pittsburgh	5	0	
				48 H	Northwestern	2	1	56 H	Ga. Southern	2	0	
								62 N	Illinois	8	0	
								63 H	Arkansas	7	6	
								68 H	Illinois St.	1	0	
								68 N	Illinois St.	6	3	
								72 A	Connecticut	11	3	
								72 A	Connecticut	6	2	
								72 A	Connecticut	3	7	
								78 N	Miami (OH)	1	2	
								95 H	Fla. Gulf Coast	4	2	
								98 N	Loyola Marymount	4	6	

Non-Div. I Games:

South Fla.

Average RPI Win: 98		WON-LOST RECORD		WINNING PCT. RANK		LAST 10 GAMES		STRENGTH OF SCHEDULE		OPP. STRENGTH OF SCHEDULE		TEAM RPI		ADJ RPI		CONF. RPI		ADJ CONF. RPI	
DIV. I ONLY		32-16-0		.66667 48		4-6-0		27		3		21		.62278 20		1		1	
DIV. I NON-CONF.		26-4-0		.86667 15		0-1-0		196		35		30		.59433 27		1		1	
TOTALS		RPI 1-25		RPI 26-50		W-L RECORDS		RPI 51-100		RPI 101-150		RPI 150+							
32-16-0		8-13-0		2-0-0		OVERALL		7-1-0		7-2-0		8-0-0							
15-6-0		4-5-0		0-0-0		HOME		4-0-0		2-1-0		5-0-0							
3-9-0		2-7-0		0-0-0		AWAY		0-1-0		0-1-0		1-0-0							
14-1-0		2-1-0		2-0-0		NEUTRAL		3-0-0		5-0-0		2-0-0							
26-4-0		2-1-0		2-0-0		NON-CONFERENCE		7-1-0		7-2-0		8-0-0							
11-1-0		0-0-0		0-0-0		HOME		4-0-0		2-1-0		5-0-0							
1-2-0		0-0-0		0-0-		AWAY		0-1-0		0-1-0		1-0-0							
14-1-0		2-1-0		2-0-0		NEUTRAL		3-0-0		5-0-0		2-0-0							
6-12-0		6-12-0		0-0-0		CONFERENCE		0-0-0		0-0-0		0-0-0							
4-5-0		4-5-0		0-0-0		HOME		0-0-0		0-0-0		0-0-0							
2-7-0		2-7-0		0-0-0		AWAY		0-0-0		0-0-0		0-0-0							
0-0-0		0-0-0		0-0-0		NEUTRAL		0-0-0		0-0-0		0-0-0							
RPI	S	Opponent		Score		RPI	S	Opponent		Score		RPI	S	Opponent		Score			
1	H	California		0	9	38	N	San Diego St.		8	3	59	N	FIU		10	0		
1	H	California		3	4	48	N	Northwestern		1	0	87	H	Pacific		5	0		
1	H	California		0	8							88	A	San Jose St.		1	2		
3	A	Arizona St.		0	5							88	H	San Jose St.		7	2		
3	A	Arizona St.		9	11							90	N	East Carolina		3	1		
3	A	Arizona St.		1	7							92	N	UC Santa Barbara		11	0		
5	N	Oklahoma		5	0							94	H	Ole Miss		8	4		
8	H	Oregon		7	6							94	H	Ole Miss		13	5		
8	H	Oregon		8	12														
8	H	Oregon		5	8														
9	A	Arizona		1	3														
9	A	Arizona		1	9														
9	A	Arizona		4	1														
11	N	Texas A&M		9	10														
15	A	UCLA		11	9														
15	A	UCLA		4	12														
15	A	UCLA		2	5														
21	N	Texas Tech		7	1														
22	H	Oregon St.		8	0														
22	H	Oregon St.		7	0														
22	H	Oregon St.		8	4														
LAST 10 GAMES																			
		3	A	Arizona St.		1	7	22	H	Oregon St.		7	0						
		3	A	Arizona St.		0	5	22	H	Oregon St.		8	4						
		3	A	Arizona St.		9	11	15	A	UCLA		2	5						
		88	A	San Jose St.		1	2	15	A	UCLA		4	12						
		22	H	Oregon St.		8	0	15	A	UCLA		11	9						

Non-Div. I Games:

Stanford

Average RPI Win:		122	WON-LOST RECORD		WINNING PCT. RANK	LAST 10 GAMES		STRENGTH OF SCHEDULE		OPP. STRENGTH OF SCHEDULE	TEAM RPI	ADJ RPI	CONF. RPI	ADJ CONF. RPI			
DIV. I ONLY			36-13-0		.73469	23	6-4-0		47		29	23	.62183	21	2	2	
DIV. I NON-CONF.			26-5-0		.83871	20	0-0-0		171		105	36	.58434	37	3	3	
TOTALS		RPI 1-25		RPI 26-50		W-L RECORDS		RPI 51-100		RPI 101-150		RPI 150+					
36-13-0		5-9-0		5-3-0		OVERALL		5-0-0		6-0-0		15-1-0					
15-3-0		2-2-0		2-1-0		HOME		2-0-0		3-0-0		6-0-0					
7-5-0		3-5-0		0-0-0		AWAY		2-0-0		0-0-0		2-0-0					
14-5-0		0-2-0		3-2-0		NEUTRAL		1-0-0		3-0-0		7-1-0					
26-5-0		0-2-0		3-2-0		NON-CONFERENCE		5-0-0		3-0-0		15-1-0					
8-0-0		0-0-0		0-0-0		HOME		2-0-0		0-0-0		6-0-0					
4-0-0		0-0-0		0-0-0		AWAY		2-0-0		0-0-0		2-0-0					
14-5-0		0-2-0		3-2-0		NEUTRAL		1-0-0		3-0-0		7-1-0					
10-8-0		5-7-0		2-1-0		CONFERENCE		0-0-0		3-0-0		0-0-0					
7-3-0		2-2-0		2-1-0		HOME		0-0-0		3-0-0		0-0-0					
3-5-0		3-5-0		0-0-0		AWAY		0-0-0		0-0-0		0-0-0					
0-0-0		0-0-0		0-0-0		NEUTRAL		0-0-0		0-0-0		0-0-0					
RPI	S	Opponent		Score		RPI	S	Opponent		Score		RPI	S	Opponent		Score	
4	N	Tennessee		0	1	26	N	DePaul		2	1	66	H	New Mexico		8	5
5	A	Oklahoma		1	4	33	H	Baylor		3	1	66	H	New Mexico		9	4
5	A	Oklahoma		5	4	33	H	Baylor		4	8	74	N	Ohio St.		7	4
5	A	Oklahoma		1	3	33	H	Baylor		6	5	96	A	Stony Brook		6	3
7	A	Texas		1	2	38	N	San Diego St.		5	4	96	A	Stony Brook		4	1
7	A	Texas		0	8	42	N	Texas St.		1	3						
7	H	Texas		5	2	42	N	Texas St.		6	0						
11	H	Texas A&M		0	9	48	N	Northwestern		6	14						
11	H	Texas A&M		8	6												
11	H	Texas A&M		6	9												
14	A	Missouri		1	4												
14	A	Missouri		5	4												
14	A	Missouri		2	0												
20	N	Stanford		1	7												
						LAST 10 GAMES											
						33	H	Baylor		6	5	11	H	Texas A&M		6	9
						33	H	Baylor		4	8	14	A	Missouri		1	4
						33	H	Baylor		3	1	14	A	Missouri		5	4
						11	H	Texas A&M		8	6	14	A	Missouri		2	0
						11	H	Texas A&M		0	9	7	H	Texas		5	2
												</					

Non-Div. I Games: Midwestern St. 10 2

Texas Tech

Average RPI Win:		91	WON-LOST RECORD		WINNING PCT. RANK	LAST 10 GAMES	STRENGTH OF SCHEDULE		OPP. STRENGTH OF SCHEDULE	TEAM RPI	ADJ RPI	CONF. RPI	ADJ CONF. RPI				
DIV. I ONLY			29-15-0		.65909	56	4-6-0		34	7	26	.61973	22	1	1		
DIV. I NON-CONF.			23-7-0		.76667	30	0-0-0		148	28	42	.58332	38	1	1		
TOTALS		RPI 1-25		RPI 26-50		W-L RECORDS		RPI 51-100		RPI 101-150		RPI 150+					
29-15-0		7-8-0		4-3-0		OVERALL		5-3-0		5-1-0		8-0-0					
5-3-0		5-3-0		0-0-0		HOME		0-0-0		0-0-0		0-0-0					
5-6-0		1-5-0		0-1-0		AWAY		0-0-0		1-0-0		3-0-0					
19-6-0		1-0-0		4-2-0		NEUTRAL		5-3-0		4-1-0		5-0-0					
23-7-0		1-0-0		4-3-0		NON-CONFERENCE		5-3-0		5-1-0		8-0-0					
0-0-0		0-0-0		0-0-0		HOME		0-0-0		0-0-0		0-0-0					
4-1-0		0-0-0		0-0-		AWAY		0-0-0		1-0-0		3-0-0					
19-6-0		1-0-0		4-2-0		NEUTRAL		5-3-0		4-1-0		5-0-0					
6-8-0		6-8-0		0-0-0		CONFERENCE		0-0-0		0-0-0		0-0-0					
5-3-0		5-3-0		0-0-0		HOME		0-0-0		0-0-0		0-0-0					
1-5-0		1-5-0		0-0-0		AWAY		0-0-0		0-0-0		0-0-0					
0-0-0		0-0-0		0-0-0		NEUTRAL		0-0-0		0-0-0		0-0-0					
RPI	S	Opponent		Score		RPI	S	Opponent		Score		RPI	S	Opponent		Score	
3	H	Arizona St.		4	2	27	N	Notre Dame		3	2	54	N	Nebraska		11	3
3	H	Arizona St.		2	3	27	N	Notre Dame		1	8	55	N	Pittsburgh		3	2
8	H	Oregon		7	1	29	N	Georgia Tech		8	9	59	N	FIU		1	4
8	H	Oregon		5	4	37	N	BYU		22	5	66	N	New Mexico		6	10
8	H	Oregon		2	8	38	A	San Diego St.		6	7	74	N	Ohio St.		4	3
13	H	Washington		4	3	44	N	UCF		2	1	92	N	UC Santa Barbara		6	0
13	H	Washington		3	2	48	N	Northwestern		5	3	93	N	Iowa		2	1
13	H	Washington		6	7							100	N	McNeese St.		2	3
15	A	UCLA		7	5												
15	A	UCLA		4	8												
15	A	UCLA		0	8												
20	A	Stanford		0	8												
20	A	Stanford		0	7												
20	A	Stanford		4	8												
24	N	North Carolina		8	1												
						LAST 10 GAMES											
						13	H	Washington		3	2	20	A	Stanford		4	8
						13	H	Washington		6	7	3	H	Arizona St.		2	3
						13	H	Washington		4	3	3	H	Arizona St.		4	2
						20	A	Stanford		0	8	15	A	UCLA		7	5
						20	A	Stanford		0	7	15	A	UCLA		0	8

Non-Div. I Games:

Oregon St.

Average RPI Win:		101	WON-LOST RECORD		WINNING PCT. RANK		LAST 10 GAMES		STRENGTH OF SCHEDULE		OPP. STRENGTH OF SCHEDULE		TEAM RPI	ADJ RPI		CONF. RPI	ADJ CONF. RPI		
DIV. I ONLY			32-15-0	.68085	42	3-6-0		28		13		20	.61886	23	3	3			
DIV. I NON-CONF.			19-8-0	.7037	45	1-1-0		44		40		26	.59473	26	2	2			
TOTALS		RPI 1-25		RPI 26-50		W-L RECORDS		RPI 51-100		RPI 101-150		RPI 150+							
32-15-0		1-9-0		8-4-0		OVERALL		13-1-0		1-1-0		9-0-0							
23-5-0		0-1-0		7-2-0		HOME		9-1-0		1-1-0		6-0-0							
6-7-0		1-6-0		0-1-0		AWAY		4-0-0		0-0-0		1-0-0							
3-3-0		0-2-0		1-1-0		NEUTRAL		0-0-0		0-0-0		2-0-0							
19-8-0		0-4-0		4-3-0		NON-CONFERENCE		5-0-0		1-1-0		9-0-0							
14-3-0		0-1-0		3-1-0		HOME		4-0-0		1-1-0		6-0-0							
2-2-0		0-1-0		0-0-		AWAY		1-0-0		0-0-0		1-0-0							
3-3-0		0-2-0		1-1-0		NEUTRAL		0-0-0		0-0-0		2-0-0							
13-7-0		1-5-0		4-1-0		CONFERENCE		8-1-0		0-0-0		0-0-0							
9-2-0		0-0-0		4-1-0		HOME		5-1-0		0-0-0		0-0-0							
4-5-0		1-5-0		0-0-0		AWAY		3-0-0		0-0-0		0-0-0							
0-0-0		0-0-0		0-0-0		NEUTRAL		0-0-0		0-0-0		0-0-0							
RPI	S	Opponent		Score		RPI	S	Opponent		Score		RPI	S	Opponent		Score			
1	N	California	3	14	26	N	DePaul	1	3	58	H	South Ala.	1	0	101	H	Penn St.	3	5
2	A	Alabama	3	2	28	H	Michigan	1	2	58	H	South Ala.	5	4	101	H	Penn St.	1	0
2	A	Alabama	0	6	29	H	Georgia Tech	2	1	63	H	Arkansas	1	0	152	H	Louisiana Tech	8	0
2	A	Alabama	0	6	30	H	Auburn	4	1	63	H	Arkansas	9	1	155	H	Mississippi Val.	16	0
4	A	Tennessee	2	10	30	H	Auburn	0	2	63	H	Arkansas	3	2	155	H	Mississippi Val.	2	0
4	A	Tennessee	0	2	31	A	Oklahoma St.	0	1	83	A	South Carolina	5	0	170	N	Utah St.	13	0
4	A	Tennessee	2	4	31	N	Oklahoma St.	7	4	83	A	South Carolina	5	0	183	N	Cal St. Northridge	11	0
5	A	Oklahoma	0	7	34	H	Mississippi St.	3	1	83	A	South Carolina	9	0	234	A	Nicholls St.	10	2
5	N	Oklahoma	0	5	34	H	Mississippi St.	10	7	94	H	Ole Miss	4	0	234	H	Nicholls St.	6	1
17	H	Florida St.	1	8	34	H	Mississippi St.	4	0	94	H	Ole Miss	2	1	246	H	Southeastern La.	7	0
					46	H	Troy	6	3	94	H	Ole Miss	0	1	284	H	Alcorn St.	2	0
					46	H	Troy	1	0	100	A	McNeese St.	4	0					
										100	H	McNeese St.	2	0					
										100	H	McNeese St.	2	1					
				LAST 10 GAMES															
					94	H	Ole Miss	0	1	4	A	Tennessee	2	10					
					94	H	Ole Miss	2	1	4	A	Tennessee	2	4					
					94	H	Ole Miss	4	0	4	A	Tennessee	0	2					
					17	H	Florida St.	1	8	2	A	Alabama	0	6					
					100	H	McNeese St.	2	1	2	A	Alabama	3	2					

Non-Div. I Games:

LSU

Average RPI Win:	113	WON-LOST RECORD	WINNING PCT. RANK	LAST 10 GAMES	STRENGTH OF SCHEDULE	OPP. STRENGTH OF SCHEDULE	TEAM RPI	ADJ RPI	CONF. RPI	ADJ CONF. RPI					
Average RPI Loss:	34														
DIV. I ONLY		36-10-0	.78261	13	10-0-0	67	36	22	.6129	24	4	4			
DIV. I NON-CONF.		25-7-0	.78125	27	4-0-0	121	71	35	.58315	39	4	4			
<hr/>															
TOTALS	RPI 1-25	RPI 26-50		W-L RECORDS		RPI 51-100		RPI 101-150		RPI 150+					
36-10-0	1-5-0	7-4-0		OVERALL		13-0-0		4-1-0		11-0-0					
15-3-0	0-1-0	3-2-0		HOME		5-0-0		3-0-0		4-0-0					
9-3-0	1-2-0	2-1-0		AWAY		3-0-0		0-0-0		3-0-0					
12-4-0	0-2-0	2-1-0		NEUTRAL		5-0-0		1-1-0		4-0-0					
<hr/>															
25-7-0	0-3-0	3-3-0		NON-CONFERENCE		7-0-0		4-1-0		11-0-0					
10-3-0	0-1-0	1-2-0		HOME		2-0-0		3-0-0		4-0-0					
3-0-0	0-0-0	0-0-		AWAY		0-0-0		0-0-0		3-0-0					
12-4-0	0-2-0	2-1-0		NEUTRAL		5-0-0		1-1-0		4-0-0					
<hr/>															
11-3-0	1-2-0	4-1-0		CONFERENCE		6-0-0		0-0-0		0-0-0					
5-0-0	0-0-0	2-0-0		HOME		3-0-0		0-0-0		0-0-0					
6-3-0	1-2-0	2-1-0		AWAY		3-0-0		0-0-0		0-0-0					
0-0-0	0-0-0	0-0-0		NEUTRAL		0-0-0		0-0-0		0-0-0					
<hr/>															
RPI	S	Opponent	Score	RPI	S	Opponent	Score	RPI	S	Opponent	Score	RPI	S	Opponent	Score
8	N	Oregon	4 5	27	H	Notre Dame	5 6	60	A	Virginia	7 6	101	H	Penn St.	11 3
17	A	Florida St.	4 2	27	H	Notre Dame	3 9	60	A	Virginia	2 0	108	H	Longwood	10 5
17	A	Florida St.	1 3	29	H	Georgia Tech	3 2	60	A	Virginia	3 2	108	H	Longwood	16 0
17	A	Florida St.	3 8	29	H	Georgia Tech	6 4	65	N	Chattanooga	10 0	135	N	Long Beach St.	0 6
22	N	Oregon St.	1 8	30	N	Auburn	1 0	74	N	Ohio St.	3 1	139	N	Fla. Atlantic	8 3
25	H	Syracuse	2 6	32	A	Virginia Tech	0 5	82	N	North Florida	3 0	169	N	Eastern Ky.	8 3
				32	A	Virginia Tech	3 2	83	H	South Carolina	8 0	170	N	Utah St.	11 2
				32	A	Virginia Tech	9 0	85	N	Fordham	3 2	172	A	UNC Greensboro	10 0
				33	N	Baylor	0 2	90	H	East Carolina	4 2	172	A	UNC Greensboro	11 0
				48	N	Northwestern	5 0	91	N	UNLV	5 0	181	H	Campbell	9 0
				49	H	Minnesota	1 0	97	H	North Carolina St.	8 0	198	A	Elon	6 0
								97	H	North Carolina St.	5 0	227	N	Northwestern St.	1 0
								97	H	North Carolina St.	3 2	228	N	UTEP	7 6
												260	H	Hampton	12 4
												260	H	Hampton	12 2
												264	H	UNC Wilmington	3 2
<hr/>															
LAST 10 GAMES															
29 H Georgia Tech 6 4								97 H North Carolina St. 5 0							
29 H Georgia Tech 3 2								97 H North Carolina St. 8 0							
260 H Hampton 12 4								172 A UNC Greensboro 10 0							
260 H Hampton 12 2								172 A UNC Greensboro 11 0							
97 H North Carolina St. 3 2								60 A Virginia 7 6							

Non-Div. I Games:

North Carolina

Average RPI Win: 109		WON-LOST RECORD		WINNING PCT. RANK		LAST 10 GAMES		STRENGTH OF SCHEDULE		OPP. STRENGTH OF SCHEDULE		TEAM RPI		ADJ RPI		CONF. RPI		ADJ CONF. RPI	
DIV. I ONLY		34-11-0		.75556		19		61		24		24		.61253		25		5	
DIV. I NON-CONF.		23-8-0		.74194		35		38		28		21		.61288		21		6	
TOTALS		RPI 1-25		RPI 26-50		W-L RECORDS		RPI 51-100		RPI 101-150		RPI 150+							
34-11-0		1-4-0		7-3-0		OVERALL		10-3-0		5-1-0		11-0-0							
11-1-0		0-0-0		0-0-0		HOME		4-1-0		0-0-0		7-0-0							
9-2-0		1-0-0		2-1-0		AWAY		0-0-0		4-1-0		2-0-0							
14-8-0		0-4-0		5-2-0		NEUTRAL		6-2-0		1-0-0		2-0-0							
23-8-0		1-4-0		5-2-0		NON-CONFERENCE		6-2-0		3-0-0		8-0-0							
4-0-0		0-0-0		0-0-0		HOME		0-0-0		0-0-0		4-0-0							
5-0-0		1-0-0		0-0-		AWAY		0-0-0		2-0-0		2-0-0							
14-8-0		0-4-0		5-2-0		NEUTRAL		6-2-0		1-0-0		2-0-0							
11-3-0		0-0-0		2-1-0		CONFERENCE		4-1-0		2-1-0		3-0-0							
7-1-0		0-0-0		0-0-0		HOME		4-1-0		0-0-0		3-0-0							
4-2-0		0-0-0		2-1-0		AWAY		0-0-0		2-1-0		0-0-0							
0-0-0		0-0-0		0-0-0		NEUTRAL		0-0-0		0-0-0		0-0-0							
RPI	S	Opponent	Score		RPI	S	Opponent	Score		RPI	S	Opponent	Score		RPI	S	Opponent	Score	
1	N	California	3	6	27	A	Notre Dame	8	2	53	H	Rutgers	5	3	137	N	UC Davis	5	3
9	N	Arizona	1	11	27	A	Notre Dame	3	4	53	H	Rutgers	1	3	139	A	Fla. Atlantic	4	0
9	N	Arizona	0	5	27	A	Notre Dame	3	2	53	H	Rutgers	1	0	139	A	Fla. Atlantic	10	2
15	N	UCLA	3	6	28	N	Michigan	4	2	55	H	Pittsburgh	4	1	144	A	St. John's (NY)	1	6
24	A	North Carolina	6	2	30	N	Auburn	0	5	55	H	Pittsburgh	8	0	144	A	St. John's (NY)	12	6
					32	N	Virginia Tech	5	0	60	N	Virginia	3	1	144	A	St. John's (NY)	11	7
					33	N	Baylor	2	1	75	N	S.C. Upstate	1	3	160	H	Seton Hall	5	3
					39	N	Boston U.	0	1	76	N	Jacksonville	2	1	160	H	Seton Hall	12	1
					42	N	Texas St.	4	0	76	N	Jacksonville	2	0	160	H	Seton Hall	2	0
					48	N	Northwestern	9	3	78	N	Miami (OH)	1	0	161	N	Bradley	5	0
										80	N	Kennesaw St.	8	1	179	H	Binghamton	6	1
										87	N	Pacific	2	5	179	H	Binghamton	2	0
										100	N	McNeese St.	11	2	183	N	Cal St. Northridge	10	2
															206	A	Cornell	10	1
															206	A	Cornell	8	1
															226	H	Colgate	6	0
															247	H	Canisius	6	5
LAST 10 GAMES																			
					53	H	Rutgers	1	0	27	A	Notre Dame	3	2					
					53	H	Rutgers	5	3	27	A	Notre Dame	8	2					
					53	H	Rutgers	1	3	27	A	Notre Dame	3	4					
					55	H	Pittsburgh	4	1	179	H	Binghamton	2	0					
					55	H	Pittsburgh	8	0	179	H	Binghamton	6	1					

Non-Div. I Games:

Syracuse

Average RPI Win: 107		WON-LOST RECORD		WINNING PCT. RANK		LAST 10 GAMES		STRENGTH OF SCHEDULE		OPP. STRENGTH OF SCHEDULE		TEAM RPI		ADJ RPI		CONF. RPI		ADJ CONF. RPI					
DIV. I ONLY		26-17-0		.60465 80		5-5-0		8		25		27		.61103 26		5		5					
DIV. I NON-CONF.		18-11-0		.62069 73		2-0-0		8		9		23		.60537 23		6		7					
TOTALS		RPI 1-25		RPI 26-50		W-L RECORDS		RPI 51-100		RPI 101-150		RPI 150+											
26-17-0		3-9-0		5-3-0		OVERALL		7-3-0		1-1-0		10-1-0											
4-2-0		2-1-0		0-0-0		HOME		2-1-0		0-0-0		0-0-0											
8-10-0		0-4-0		0-3-0		AWAY		4-2-0		0-0-0		4-1-0											
14-5-0		1-4-0		5-0-0		NEUTRAL		1-0-0		1-1-0		6-0-0											
18-11-0		1-8-0		5-0-0		NON-CONFERENCE		4-1-0		1-1-0		7-1-0											
0-0-0		0-0-0		0-0-0		HOME		0-0-0		0-0-0		0-0-0											
4-6-0		0-4-0		0-0-		AWAY		3-1-0		0-0-0		1-1-0											
14-5-0		1-4-0		5-0-0		NEUTRAL		1-0-0		1-1-0		6-0-0											
8-6-0		2-1-0		0-3-0		CONFERENCE		3-2-0		0-0-0		3-0-0											
4-2-0		2-1-0		0-0-0		HOME		2-1-0		0-0-0		0-0-0											
4-4-0		0-0-0		0-3-0		AWAY		1-1-0		0-0-0		3-0-0											
0-0-0		0-0-0		0-0-0		NEUTRAL		0-0-0		0-0-0		0-0-0											
RPI	S	Opponent		Score		RPI	S	Opponent		Score		RPI	S	Opponent		Score							
1	N	California		0	2	27	A	Notre Dame		3	4	55	H	Pittsburgh		1	0	108	N	Longwood	10	2	
2	A	Alabama		7	9	27	A	Notre Dame		0	3	55	H	Pittsburgh		3	6	108	N	Longwood	1	4	
2	A	Alabama		3	4	27	A	Notre Dame		1	2	55	H	Pittsburgh		2	1	157	A	Loyola Chicago	0	1	
5	N	Oklahoma		1	18	29	N	Georgia Tech		4	2	59	A	FIU		7	3	163	N	UMKC	9	3	
10	H	Louisville		3	0	34	N	Mississippi St.		3	2	59	A	FIU		2	3	163	N	UMKC	5	2	
10	H	Louisville		7	1	36	N	Massachusetts		8	0	61	N	Fresno St.		4	0	167	A	Northern Ill.	6	1	
10	H	Louisville		3	4	37	N	BYU		8	2	68	A	Illinois St.		6	1	186	N	Winthrop	10	0	
13	N	Washington		1	9	50	N	Hofstra		3	0	72	A	Connecticut		6	0	202	A	Georgetown	8	1	
18	A	Hawaii		2	9							72	A	Connecticut		3	5	202	A	Georgetown	4	0	
18	A	Hawaii		0	5							91	A	UNLV		8	3	202	A	Georgetown	4	0	
21	N	Texas Tech		1	2													212	N	Seattle	7	0	
23	N	LSU		3	1													243	N	Delaware	5	1	
																		243	N	Delaware	12	0	
						LAST 10 GAMES																	
						27	A	Notre Dame		1	2	55	H	Pittsburgh		1	0						
						27	A	Notre Dame		3	4	55	H	Pittsburgh		3	6						
						27	A	Notre Dame		0	3	55	H	Pittsburgh		2	1						
						72	A	Connecticut		3	5	68	A	Illinois St.		6	1						
						72	A	Connecticut		6	0	167	A	Northern Ill.		6	1						

Non-Div. I Games:

DePaul

Average RPI Win: 88		WON-LOST RECORD		WINNING PCT. RANK		LAST 10 GAMES		STRENGTH OF SCHEDULE		OPP. STRENGTH OF SCHEDULE		TEAM RPI		ADJ RPI		CONF. RPI		ADJ CONF. RPI					
DIV. I ONLY		26-13-0		.66667		48		7-3-0		33		21		28		.61013		27		5		5	
DIV. I NON-CONF.		18-10-0		.64286		63		2-0-0		36		43		38		.58655		35		6		7	
TOTALS		RPI 1-25		RPI 26-50		W-L RECORDS		RPI 51-100		RPI 101-150		RPI 150+											
26-13-0		4-4-0		4-4-0		OVERALL		11-3-0		3-2-0		4-0-0											
13-2-0		1-2-0		4-0-0		HOME		4-0-0		1-0-0		3-0-0											
6-3-0		2-0-0		0-1-0		AWAY		3-1-0		0-1-0		1-0-0											
7-8-0		1-2-0		0-3-0		NEUTRAL		4-2-0		2-1-0		0-0-0											
18-10-0		3-2-0		1-4-0		NON-CONFERENCE		7-2-0		3-2-0		4-0-0											
6-0-0		0-0-0		1-0-0		HOME		1-0-0		1-0-0		3-0-0											
5-2-0		2-0-0		0-0-		AWAY		2-0-0		0-1-0		1-0-0											
7-8-0		1-2-0		0-3-0		NEUTRAL		4-2-0		2-1-0		0-0-0											
8-3-0		1-2-0		3-0-0		CONFERENCE		4-1-0		0-0-0		0-0-0											
7-2-0		1-2-0		3-0-0		HOME		3-0-0		0-0-0		0-0-0											
1-1-0		0-0-0		0-0-0		AWAY		1-1-0		0-0-0		0-0-0											
0-0-0		0-0-0		0-0-0		NEUTRAL		0-0-0		0-0-0		0-0-0											
RPI	S	Opponent		Score		RPI	S	Opponent		Score		RPI	S	Opponent		Score							
13	N	Washington		2	7	26	H	DePaul		4	3	51	A	Purdue		8	6						
22	N	Oregon St.		2	3	26	H	DePaul		3	0	53	A	Rutgers		6	7						
22	N	Oregon St.		8	1	26	H	DePaul		2	1	53	A	Rutgers		4	1						
24	A	North Carolina		6	5	28	N	Michigan		1	2	57	N	Boise St.		1	3						
24	A	North Carolina		9	3	32	N	Virginia Tech		0	3	72	H	Connecticut		7	3						
25	H	Syracuse		2	3	38	A	San Diego St.		3	8	72	H	Connecticut		7	2						
25	H	Syracuse		4	3	48	H	Northwestern		9	1	72	H	Connecticut		5	2						
25	H	Syracuse		2	8	49	N	Minnesota		1	9	74	N	Ohio St.		3	1						
												85	N	Fordham		3	1						
												89	H	Valparaiso		6	3						
												91	N	UNLV		2	3						
												92	N	UC Santa Barbara		6	4						
												93	N	Iowa		2	0						
												98	A	Loyola Marymount		4	3						
						LAST 10 GAMES																	
						26	H	DePaul		2	1	25	H	Syracuse		2	3						
						26	H	DePaul		4	3	25	H	Syracuse		2	8						
						26	H	DePaul		3	0	25	H	Syracuse		4	3						
						251	H	Cleveland St.		6	5	53	A	Rutgers		6	7						
						89	H	Valparaiso		6	3	53	A	Rutgers		4	1						

Non-Div. I Games:

Notre Dame

[illegible]

Non-Div. I Games:

Georgia Tech

Average RPI Win:	114	WON-LOST RECORD	WINNING PCT. RANK	LAST 10 GAMES	STRENGTH OF SCHEDULE	OPP. STRENGTH OF SCHEDULE	TEAM RPI	ADJ RPI	CONF. RPI	ADJ CONF. RPI		
DIV. I ONLY		28-19-0	.59574	88	2-8-0	20	18	33	.60026	30	3	3
DIV. I NON-CONF.		21-4-0	.84	19	0-0-0	79	96	20	.61622	20	2	2
<hr/>												
TOTALS	RPI 1-25	RPI 26-50		W-L RECORDS		RPI 51-100		RPI 101-150		RPI 150+		
28-19-0	4-12-0	4-4-0		OVERALL		8-2-0		2-1-0		10-0-0		
16-8-0	0-5-0	4-2-0		HOME		3-1-0		1-0-0		8-0-0		
6-8-0	2-6-0	0-1-0		AWAY		3-1-0		1-0-0		0-0-0		
6-3-0	2-1-0	0-1-0		NEUTRAL		2-0-0		0-1-0		2-0-0		
21-4-0	2-1-0	3-2-0		NON-CONFERENCE		4-0-0		2-1-0		10-0-0		
13-0-0	0-0-0	3-0-0		HOME		1-0-0		1-0-0		8-0-0		
2-1-0	0-0-0	0-0-		AWAY		1-0-0		1-0-0		0-0-0		
6-3-0	2-1-0	0-1-0		NEUTRAL		2-0-0		0-1-0		2-0-0		
7-15-0	2-11-0	1-2-0		CONFERENCE		4-2-0		0-0-0		0-0-0		
3-8-0	0-5-0	1-2-0		HOME		2-1-0		0-0-0		0-0-0		
4-7-0	2-6-0	0-0-0		AWAY		2-1-0		0-0-0		0-0-0		
0-0-0	0-0-0	0-0-0		NEUTRAL		0-0-0		0-0-0		0-0-0		
RPI	S	Opponent	Score	RPI	S	Opponent	Score	RPI	S	Opponent	Score	
2	H	Alabama	2 5	28	N	Michigan	0 4	59	N	FIU	2 1	
2	H	Alabama	2 4	29	H	Georgia Tech	12 5	63	H	Arkansas	3 2	
4	H	Tennessee	2 6	31	H	Oklahoma St.	8 0	63	H	Arkansas	5 1	
4	H	Tennessee	1 9	32	H	Virginia Tech	1 0	63	H	Arkansas	1 5	
4	H	Tennessee	3 5	45	H	Kentucky	2 1	64	A	Georgia St.	9 1	
6	A	Florida	1 3	45	H	Kentucky	4 8	77	H	IPFW	2 0	
6	A	Florida	2 3	45	H	Kentucky	2 5	94	A	Ole Miss	1 6	
6	A	Florida	2 5	46	A	Troy	1 7	94	A	Ole Miss	7 4	
15	N	UCLA	11 1					94	A	Ole Miss	9 5	
16	A	Georgia	3 6					98	N	Loyola Marymount	10 2	
16	A	Georgia	2 0									
16	A	Georgia	2 4									
23	A	LSU	1 4									
23	A	LSU	2 0									
24	N	North Carolina	0 1									
25	N	Syracuse	5 0									
				LAST 10 GAMES								
				63	H	Arkansas	1 5	6	A	Florida	2 3	
				63	H	Arkansas	5 1	4	H	Tennessee	2 6	
				63	H	Arkansas	3 2	4	H	Tennessee	3 5	
				6	A	Florida	2 5	4	H	Tennessee	1 9	
				6	A	Florida	1 3	94	A	Ole Miss	1 6	

Non-Div. I Games:

Auburn

Average RPI Win:		95	WON-LOST RECORD		WINNING PCT. RANK	LAST 10 GAMES	STRENGTH OF SCHEDULE		OPP. STRENGTH OF SCHEDULE	TEAM RPI	ADJ RPI	CONF. RPI	ADJ CONF. RPI
Average RPI Loss:		30	23-18-0		.56098 105	6-4-0	12		11	34	.59952 31	2	2
DIV. I ONLY			23-18-0		.56098 105	6-4-0	12		11	34	.59952 31	2	2
DIV. I NON-CONF.			17-10-0		.62963 70	2-0-0	23		23	33	.59198 30	3	3
TOTALS		RPI 1-25	RPI 26-50		W-L RECORDS		RPI 51-100		RPI 101-150		RPI 150+		
23-18-0		3-10-0	6-5-0		OVERALL		3-3-0		7-0-0		4-0-0		
11-3-0		2-3-0	1-0-0		HOME		2-0-0		3-0-0		3-0-0		
4-6-0		1-2-0	2-4-0		AWAY		1-0-0		0-0-0		0-0-0		
8-9-0		0-5-0	3-1-0		NEUTRAL		0-3-0		4-0-0		1-0-0		
17-10-0		1-4-0	5-3-0		NON-CONFERENCE		3-3-0		4-0-0		4-0-0		
7-0-0		1-0-0	1-0-0		HOME		2-0-0		0-0-0		3-0-0		
2-2-0		0-0-0	1-0-		AWAY		1-0-0		0-0-0		0-0-0		
8-8-0		0-4-0	3-1-0		NEUTRAL		0-3-0		4-0-0		1-0-0		
6-8-0		2-6-0	1-2-0		CONFERENCE		0-0-0		3-0-0		0-0-0		
4-3-0		1-3-0	0-0-0		HOME		0-0-0		3-0-0		0-0-0		
2-4-0		1-2-0	1-2-0		AWAY		0-0-0		0-0-0		0-0-0		
0-1-0		0-1-0	0-0-0		NEUTRAL		0-0-0		0-0-0		0-0-0		
RPI S	Opponent	Score	RPI S	Opponent	Score	RPI S	Opponent	Score	RPI S	Opponent	Score		
2 N	Alabama	1 3	30 A	Auburn	0 8	54 H	Nebraska	2 0	103 N	North Texas	2 0		
5 H	Oklahoma	1 11	32 N	Virginia Tech	0 3	87 N	Pacific	0 5	112 H	Iowa St.	7 6		
5 N	Oklahoma	0 4	35 A	Tulsa	7 3	88 N	San Jose St.	0 1	112 H	Iowa St.	10 6		
7 A	Texas	3 0	35 H	Tulsa	8 3	92 A	UC Santa Barbara	7 2	112 H	Iowa St.	2 1		
7 A	Texas	2 3	37 N	BYU	3 2	93 H	Iowa	6 5	115 N	A&M-Corpus Christi	6 1		
7 A	Texas	1 5	40 A	Houston	0 3	93 N	Iowa	3 5	115 N	A&M-Corpus Christi	4 0		
8 N	Oregon	0 8	43 A	Kansas	0 1				117 N	Sam Houston St.	5 0		
9 N	Arizona	0 8	43 A	Kansas	2 3				157 H	Loyola Chicago	4 3		
11 H	Texas A&M	1 7	43 A	Kansas	3 1				198 H	Wichita St.	2 1		
11 H	Texas A&M	4 0	47 N	Wisconsin	1 0				249 N	Jackson St.	2 1		
11 H	Texas A&M	1 3	48 N	Northwestern	4 3				281 H	Ark.-Pine Bluff	12 2		
23 H	LSU	1 0											
23 N	LSU	4 7											
LAST 10 GAMES													
7 A	Texas	1 5	112 H	Iowa St.	7 6								
7 A	Texas	3 0	112 H	Iowa St.	2 1								
7 A	Texas	2 3	5 H	Oklahoma	1 11								
35 H	Tulsa	8 3	249 N	Jackson St.	2 1								
112 H	Iowa St.	10 6	11 H	Texas A&M	1 7								

Non-Div. I Games:

Oklahoma St.

Average RPI Win:		117	WON-LOST RECORD		WINNING PCT. RANK	LAST 10 GAMES		STRENGTH OF SCHEDULE		OPP. STRENGTH OF SCHEDULE	TEAM RPI	ADJ RPI	CONF. RPI	ADJ CONF. RPI			
DIV. I ONLY			34-16-0		.68	43		6-4-0		41	57	30	.59833	32	4	4	
DIV. I NON-CONF.			23-10-0		.69697	47		2-0-0		62	81	40	.58169	43	4	4	
TOTALS		RPI 1-25		RPI 26-50		W-L RECORDS		RPI 51-100		RPI 101-150		RPI 150+					
34-16-0		2-8-0		2-2-0		OVERALL		12-2-0		6-4-0		12-0-0					
9-5-0		2-4-0		0-0-0		HOME		3-1-0		0-0-0		4-0-0					
13-3-0		0-1-0		0-1-0		AWAY		6-0-0		5-1-0		2-0-0					
12-8-0		0-3-0		2-1-0		NEUTRAL		3-1-0		1-3-0		6-0-0					
23-10-0		0-4-0		2-2-0		NON-CONFERENCE		5-1-0		4-3-0		12-0-0					
5-0-0		0-0-0		0-0-0		HOME		1-0-0		0-0-0		4-0-0					
6-2-0		0-1-0		0-0-		AWAY		1-0-0		3-0-0		2-0-0					
12-8-0		0-3-0		2-1-0		NEUTRAL		3-1-0		1-3-0		6-0-0					
11-6-0		2-4-0		0-0-0		CONFERENCE		7-1-0		2-1-0		0-0-0					
4-5-0		2-4-0		0-0-0		HOME		2-1-0		0-0-0		0-0-0					
7-1-0		0-0-0		0-0-0		AWAY		5-0-0		2-1-0		0-0-0					
0-0-0		0-0-0		0-0-0		NEUTRAL		0-0-0		0-0-0		0-0-0					
RPI	S	Opponent		Score		RPI	S	Opponent		Score		RPI	S	Opponent		Score	
2	N	Alabama		3	7	27	N	Notre Dame		3	0	52	H	Radford		9	1
5	N	Oklahoma		0	10	30	A	Auburn		0	1	55	N	Pittsburgh		1	0
17	H	Florida St.		11	5	31	N	Oklahoma St.		3	0	60	H	Virginia		4	2
17	H	Florida St.		3	7	50	N	Hofstra		0	10	60	H	Virginia		0	1
17	H	Florida St.		1	3							60	H	Virginia		4	3
19	A	South Fla.		0	2							67	N	Lipscomb		0	2
24	H	North Carolina		0	9							76	A	Jacksonville		7	2
24	H	North Carolina		2	3							78	N	Miami (OH)		6	5
24	H	North Carolina		5	0							79	A	Maryland		5	0
25	N	Syracuse		0	5							79	A	Maryland		7	5
												79	A	Maryland		5	1
												85	N	Fordham		5	1
												97	A	North Carolina St.		10	2
												97	A	North Carolina St.		4	2

Non-Div. I Games:

Virginia Tech

Average RPI Win: 132		WON-LOST	WINNING	LAST 10	STRENGTH OF		OPP. STRENGTH	TEAM	ADJ		CONF.	ADJ CONF.
Average RPI Loss: 35		RECORD	PCT. RANK	GAMES	SCHEDULE		OF SCHEDULE	RPI	RPI		RPI	RPI
DIV. I ONLY		28-16-0	.63636	68	6-4-0		38	40	35		.59785	33
DIV. I NON-CONF.		23-6-0	.7931	25	2-0-0		169	91	49		.57546	49
TOTALS		RPI 1-25	RPI 26-50		W-L RECORDS		RPI 51-100		RPI 101-150		RPI 150+	
28-16-0		5-11-0	2-2-0		OVERALL		2-2-0		5-0-0		14-1-0	
21-7-0		2-3-0	2-2-0		HOME		2-1-0		3-0-0		12-1-0	
4-6-0		1-6-0	0-0-0		AWAY		0-0-0		2-0-0		1-0-0	
3-3-0		2-2-0	0-0-0		NEUTRAL		0-1-0		0-0-0		1-0-0	
23-6-0		2-2-0	0-1-0		NON-CONFERENCE		2-2-0		5-0-0		14-1-0	
17-3-0		0-0-0	0-1-0		HOME		2-1-0		3-0-0		12-1-0	
3-0-0		0-0-0	0-0-0		AWAY		0-0-0		2-0-0		1-0-0	
3-3-0		2-2-0	0-0-0		NEUTRAL		0-1-0		0-0-0		1-0-0	
5-10-0		3-9-0	2-1-0		CONFERENCE		0-0-0		0-0-0		0-0-0	
4-4-0		2-3-0	2-1-0		HOME		0-0-0		0-0-0		0-0-0	
1-6-0		1-6-0	0-0-0		AWAY		0-0-0		0-0-0		0-0-0	
0-0-0		0-0-0	0-0-0		NEUTRAL		0-0-0		0-0-0		0-0-0	
RPI S	Opponent	Score	RPI S	Opponent	Score	RPI S	Opponent	Score	RPI S	Opponent	Score	
5 H	Oklahoma	1 0	42 H	Texas St.	0 1	63 H	Arkansas	1 5	103 H	North Texas	2 1	
5 H	Oklahoma	0 5	43 H	Kansas	6 1	68 N	Illinois St.	4 6	103 H	North Texas	3 2	
5 H	Oklahoma	0 2	43 H	Kansas	1 6	86 H	North Dakota St.	1 0	103 H	North Texas	2 1	
7 H	Texas	5 4	43 H	Kansas	3 0	93 H	Iowa	4 0	115 A	A&M-Corpus Christi	6 1	
8 N	Oregon	2 1							115 A	A&M-Corpus Christi	3 0	
11 A	Texas A&M	1 6							152 H	Louisiana Tech	3 1	
11 H	Texas A&M	0 3							152 H	Louisiana Tech	3 1	
14 A	Missouri	0 7							153 H	UTSA	5 0	
14 A	Missouri	2 4							189 H	Buffalo	0 1	
14 A	Missouri	1 6							189 H	Buffalo	3 0	
15 N	UCLA	6 10							198 N	Wichita St.	5 1	
21 A	Texas Tech	8 4							209 H	Texas-Arlington	11 0	
21 A	Texas Tech	1 3							214 A	Belmont	10 5	
21 A	Texas Tech	5 6							217 H	Stephen F. Austin	6 3	
24 N	North Carolina	2 0							217 H	Stephen F. Austin	5 1	
25 N	Syracuse	1 2							217 H	Stephen F. Austin	8 1	
									218 H	Liberty	2 1	
									227 H	Northwestern St.	3 0	
									227 H	Northwestern St.	3 0	
									228 H	UTEP	11 1	
LAST 10 GAMES												
21 A	Texas Tech	5 6	43 H	Kansas	1 6							
21 A	Texas Tech	8 4	43 H	Kansas	6 1							
21 A	Texas Tech	1 3	43 H	Kansas	3 0							
7 H	Texas	5 4	217 H	Stephen F. Austin	5 1							
11 H	Texas A&M	0 3	217 H	Stephen F. Austin	8 1							

Non-Div. I Games:

Baylor

Average RPI Win: 123		WON-LOST	WINNING	LAST 10	STRENGTH OF		OPP. STRENGTH	TEAM	ADJ	CONF.	ADJ CONF.
Average RPI Loss: 23		RECORD	PCT. RANK	GAMES	SCHEDULE		OF SCHEDULE	RPI	RPI	RPI	RPI
DIV. I ONLY		28-19-0	.59574	88	9-1-0		14	20	31	.59371	34
DIV. I NON-CONF.		17-5-0	.77273	28	1-0-0		71	159	28	.59142	31
TOTALS		RPI 1-25	RPI 26-50		W-L RECORDS		RPI 51-100		RPI 101-150		RPI 150+
28-19-0		1-15-0	5-2-0		OVERALL		9-1-0		2-0-0		11-1-0
13-11-0		1-10-0	4-0-0		HOME		0-0-0		0-0-0		8-1-0
11-4-0		0-3-0	0-0-0		AWAY		8-1-0		0-0-0		3-0-0
4-4-0		0-2-0	1-2-0		NEUTRAL		1-0-0		2-0-0		0-0-0
17-5-0		0-2-0	2-2-0		NON-CONFERENCE		2-0-0		2-0-0		11-1-0
9-1-0		0-0-0	1-0-0		HOME		0-0-0		0-0-0		8-1-0
4-0-0		0-0-0	0-0-		AWAY		1-0-0		0-0-0		3-0-0
4-4-0		0-2-0	1-2-0		NEUTRAL		1-0-0		2-0-0		0-0-0
11-14-0		1-13-0	3-0-0		CONFERENCE		7-1-0		0-0-0		0-0-0
4-10-0		1-10-0	3-0-0		HOME		0-0-0		0-0-0		0-0-0
7-4-0		0-3-0	0-0-0		AWAY		7-1-0		0-0-0		0-0-0
0-0-0		0-0-0	0-0-0		NEUTRAL		0-0-0		0-0-0		0-0-0
RPI S	Opponent	Score	RPI S	Opponent	Score	RPI S	Opponent	Score	RPI S	Opponent	Score
2 H	Alabama	2 4	26 N	DePaul	2 3	58 A	South Ala.	7 2	127 N	Jacksonville St.	8 1
2 H	Alabama	3 9	28 N	Michigan	1 3	63 A	Arkansas	7 2	147 N	Memphis	9 6
2 H	Alabama	4 5	29 N	Georgia Tech	5 3	63 A	Arkansas	2 13	152 H	Louisiana Tech	8 0
4 H	Tennessee	0 8	41 H	UAB	4 3	63 A	Arkansas	2 1	155 A	Mississippi Val.	4 3
4 H	Tennessee	3 10	45 H	Kentucky	4 3	67 N	Lipscomb	3 1	155 H	Mississippi Val.	3 2
4 H	Tennessee	0 8	45 H	Kentucky	2 1	83 A	South Carolina	9 0	159 H	SIU Edwardsville	4 5
6 H	Florida	0 1	45 H	Kentucky	3 2	83 A	South Carolina	10 6	159 H	SIU Edwardsville	5 0
6 H	Florida	5 8				94 A	Ole Miss	10 3	162 H	Eastern Ill.	8 0
12 N	La.-Lafayette	3 6				94 A	Ole Miss	5 3	220 A	Samford	6 3
16 H	Georgia	0 5				94 A	Ole Miss	2 1	220 H	Samford	11 5
16 H	Georgia	0 2							249 A	Jackson St.	11 2
16 H	Georgia	5 3							249 H	Jackson St.	12 3
19 N	South Fla.	0 1							269 H	Columbia	11 1
23 A	LSU	0 4							269 H	Columbia	12 4
23 A	LSU	7 10									
23 A	LSU	1 3									
LAST 10 GAMES											
45 H	Kentucky	3 2	94 A	Ole Miss	5 3						
45 H	Kentucky	2 1	249 H	Jackson St.	12 3						
45 H	Kentucky	4 3	63 A	Arkansas	2 13						
94 A	Ole Miss	10 3	63 A	Arkansas	2 1						
94 A	Ole Miss	2 1	63 A	Arkansas	7 2						

Non-Div. I Games:

Mississippi St.

Average RPI Win: 120		WON-LOST RECORD		WINNING PCT. RANK		LAST 10 GAMES		STRENGTH OF SCHEDULE		OPP. STRENGTH OF SCHEDULE		TEAM RPI		ADJ RPI		CONF. RPI		ADJ CONF. RPI					
DIV. I ONLY		32-11-0		.74419 21		6-4-0		81		54		32		.59255 35		10		10					
DIV. I NON-CONF.		18-7-0		.72 41		2-1-0		80		45		34		.58189 41		10		10					
TOTALS		RPI 1-25		RPI 26-50		W-L RECORDS		RPI 51-100		RPI 101-150		RPI 150+											
32-11-0		0-3-0		4-4-0		OVERALL		11-2-0		7-1-0		10-1-0											
13-3-0		0-0-0		2-2-0		HOME		3-0-0		5-1-0		3-0-0											
11-7-0		0-3-0		2-2-0		AWAY		3-2-0		2-0-0		4-0-0											
8-1-0		0-0-0		0-0-0		NEUTRAL		5-0-0		0-0-0		3-1-0											
18-7-0		0-3-0		0-2-0		NON-CONFERENCE		6-1-0		5-0-0		7-1-0											
6-1-0		0-0-0		0-1-0		HOME		0-0-0		3-0-0		3-0-0											
4-5-0		0-3-0		0-0-		AWAY		1-1-0		2-0-0		1-0-0											
8-1-0		0-0-0		0-0-0		NEUTRAL		5-0-0		0-0-0		3-1-0											
14-4-0		0-0-0		4-2-0		CONFERENCE		5-1-0		2-1-0		3-0-0											
7-2-0		0-0-0		2-1-0		HOME		3-0-0		2-1-0		0-0-0											
7-2-0		0-0-0		2-1-0		AWAY		2-1-0		0-0-0		3-0-0											
0-0-0		0-0-0		0-0-0		NEUTRAL		0-0-0		0-0-0		0-0-0											
RPI	S	Opponent		Score		RPI	S	Opponent		Score		RPI	S	Opponent		Score							
7	A	Texas		1	9	31	A	Oklahoma St.		3	8	53	N	Rutgers		12	1	103	H	North Texas		6	1
11	A	Texas A&M		1	5	31	H	Oklahoma St.		3	7	59	N	FIU		4	1	103	H	North Texas		7	2
12	A	La.-Lafayette		4	19	40	H	Houston		2	5	63	A	Arkansas		6	0	129	A	Missouri St.		2	1
						40	H	Houston		3	2	66	N	New Mexico		2	1	138	H	Central Ark.		1	0
						40	H	Houston		5	3	76	A	Jacksonville		0	1	139	A	Fla. Atlantic		6	5
						44	A	UCF		3	0	81	A	Marshall		0	6	147	H	Memphis		6	7
						44	A	UCF		0	4	81	A	Marshall		7	1	147	H	Memphis		2	0
						44	A	UCF		2	1	81	A	Marshall		1	0	147	H	Memphis		4	2
												90	H	East Carolina		7	6	153	N	UTSA		3	2
												90	H	East Carolina		5	2	153	N	UTSA		7	6
												90	H	East Carolina		13	4	155	A	Mississippi Val.		11	3
												97	N	North Carolina St.		4	0	157	H	Loyola Chicago		7	0
												98	N	Loyola Marymount		9	0	157	H	Loyola Chicago		10	2
																		168	N	Michigan St.		4	6
																		219	N	Florida A&M		11	6
																		224	A	Southern Miss.		6	1
																		224	A	Southern Miss.		13	8
																		224	A	Southern Miss.		6	3
																		231	H	Austin Peay		8	0
						LAST 10 GAMES																	
						40	H	Houston		5	3	81	A	Marshall		7	1						
						40	H	Houston		2	5	81	A	Marshall		1	0						
						40	H	Houston		3	2	81	A	Marshall		0	6						
						31	A	Oklahoma St.		3	8	129	A	Missouri St.		2	1						
						138	H	Central Ark.		1	0	147	H	Memphis		6	7						

Non-Div. I Games:

Tulsa

Average RPI Win:	140	WON-LOST RECORD	WINNING PCT. RANK	LAST 10 GAMES	STRENGTH OF SCHEDULE	OPP. STRENGTH OF SCHEDULE	TEAM RPI	ADJ RPI	CONF. RPI	ADJ CONF. RPI		
DIV. I ONLY		25-11-0	.69444	35	9-1-0	65	68	36	.58362	36	19	19
DIV. I NON-CONF.		14-11-0	.56	102	2-1-0	20	4	48	.57557	48	18	19
<hr/>												
TOTALS	RPI 1-25	RPI 26-50		W-L RECORDS		RPI 51-100		RPI 101-150		RPI 150+		
25-11-0	0-4-0	2-4-0		OVERALL		6-3-0		4-0-0		13-0-0		
7-0-0	0-0-0	0-0-0		HOME		0-0-0		3-0-0		4-0-0		
8-3-0	0-2-0	0-0-0		AWAY		1-1-0		1-0-0		6-0-0		
10-8-0	0-2-0	2-4-0		NEUTRAL		5-2-0		0-0-0		3-0-0		
14-11-0	0-4-0	2-4-0		NON-CONFERENCE		6-3-0		3-0-0		3-0-0		
2-0-0	0-0-0	0-0-0		HOME		0-0-0		2-0-0		0-0-0		
2-3-0	0-2-0	0-0-		AWAY		1-1-0		1-0-0		0-0-0		
10-8-0	0-2-0	2-4-0		NEUTRAL		5-2-0		0-0-0		3-0-0		
11-0-0	0-0-0	0-0-0		CONFERENCE		0-0-0		1-0-0		10-0-0		
5-0-0	0-0-0	0-0-0		HOME		0-0-0		1-0-0		4-0-0		
6-0-0	0-0-0	0-0-0		AWAY		0-0-0		0-0-0		6-0-0		
0-0-0	0-0-0	0-0-0		NEUTRAL		0-0-0		0-0-0		0-0-0		
RPI	S	Opponent	Score	RPI	S	Opponent	Score	RPI	S	Opponent	Score	
2	A	Alabama	0 8	26	N	DePaul	0 8	59	A	FIU	3 1	
4	N	Tennessee	0 5	28	N	Michigan	1 0	62	N	Illinois	2 4	
10	N	Louisville	0 2	29	N	Georgia Tech	1 0	62	N	Illinois	4 1	
19	A	South Fla.	1 2	41	N	UAB	0 19	62	N	Illinois	2 7	
				41	N	UAB	2 3	65	N	Chattanooga	12 11	
				48	N	Northwestern	5 13	72	A	Connecticut	3 5	
								79	N	Maryland	16 6	
								79	N	Maryland	4 1	
								95	N	Fla. Gulf Coast	2 1	

Non-Div. I Games:

Massachusetts

Average RPI Win: 108		WON-LOST	WINNING	LAST 10	STRENGTH OF		OPP. STRENGTH	TEAM	ADJ	CONF.	ADJ CONF.
Average RPI Loss: 47		RECORD	PCT. RANK	GAMES	SCHEDULE		OF SCHEDULE	RPI	RPI	RPI	RPI
DIV. I ONLY		25-19-0	.56818	102	8-2-0		22	39	38	.58238	38
DIV. I NON-CONF.		19-19-0	.5	131	2-2-0		13	12	60	.5668	55
TOTALS		RPI 1-25	RPI 26-50		W-L RECORDS		RPI 51-100		RPI 101-150		RPI 150+
25-19-0		1-11-0	4-0-0		OVERALL		5-4-0		10-3-0		5-1-0
10-3-0		1-1-0	3-0-0		HOME		0-1-0		5-1-0		1-0-0
4-3-0		0-2-0	0-0-0		AWAY		3-1-0		1-0-0		0-0-0
11-13-0		0-8-0	1-0-0		NEUTRAL		2-2-0		4-2-0		4-1-0
19-19-0		1-11-0	4-0-0		NON-CONFERENCE		2-4-0		7-3-0		5-1-0
7-3-0		1-1-0	3-0-0		HOME		0-1-0		2-1-0		1-0-0
1-3-0		0-2-0	0-0-		AWAY		0-1-0		1-0-0		0-0-0
11-13-0		0-8-0	1-0-0		NEUTRAL		2-2-0		4-2-0		4-1-0
6-0-0		0-0-0	0-0-0		CONFERENCE		3-0-0		3-0-0		0-0-0
3-0-0		0-0-0	0-0-0		HOME		0-0-0		3-0-0		0-0-0
3-0-0		0-0-0	0-0-0		AWAY		3-0-0		0-0-0		0-0-0
0-0-0		0-0-0	0-0-0		NEUTRAL		0-0-0		0-0-0		0-0-0
RPI S	Opponent	Score	RPI S	Opponent	Score	RPI S	Opponent	Score	RPI S	Opponent	Score
1 N	California	0 12	27 H	Notre Dame	8 3	51 H	Purdue	5 6	104 H	Harvard	3 6
4 N	Tennessee	5 6	29 N	Georgia Tech	3 2	51 N	Purdue	1 2	107 N	New Mexico St.	6 0
5 N	Oklahoma	0 5	37 H	BYU	1 0	61 N	Fresno St.	1 4	112 N	Iowa St.	4 6
7 N	Texas	1 2	44 H	UCF	3 2	66 A	New Mexico	7 0	114 A	San Diego	5 0
8 N	Oregon	4 5				66 A	New Mexico	8 3	118 H	Colorado St.	4 1
8 N	Oregon	0 6				66 A	New Mexico	12 6	118 H	Colorado St.	6 5
9 A	Arizona	0 8				71 N	Utah	14 2	118 H	Colorado St.	4 3
9 A	Arizona	6 8				72 N	Connecticut	8 3	120 H	Quinnipiac	4 1
15 H	UCLA	0 1				87 A	Pacific	1 3	131 N	Nevada	2 5
20 N	Stanford	3 8							133 N	Portland St.	7 3
21 N	Texas Tech	4 5							135 N	Long Beach St.	7 1
22 H	Oregon St.	7 6							137 H	UC Davis	3 0
									140 N	Charlotte	9 0
									174 H	Maine	8 0
									178 N	Butler	10 2
									180 N	Saint Joseph's	1 3
									183 N	Cal St. Northridge	7 1
									184 N	St. Mary's (CA)	5 0
									245 N	Princeton	3 2
			LAST 10 GAMES								
			66 A	New Mexico	7 0	118 H	Colorado St.	6 5			
			66 A	New Mexico	12 6	118 H	Colorado St.	4 3			
			66 A	New Mexico	8 3	9 A	Arizona	6 8			
			114 A	San Diego	5 0	9 A	Arizona	0 8			
			118 H	Colorado St.	4 1	184 N	St. Mary's (CA)	5 0			

Non-Div. I Games:

San Diego St.

Average RPI Win:		134	WON-LOST RECORD		WINNING PCT. RANK		LAST 10 GAMES		STRENGTH OF SCHEDULE		OPP. STRENGTH OF SCHEDULE		TEAM RPI		ADJ RPI		CONF. RPI		ADJ CONF. RPI								
Average RPI Loss:		92																									
DIV. I ONLY			27-13-0		.675		44		8-2-0		46		121		37		.58216		39		17		18				
DIV. I NON-CONF.			19-10-0		.65517		59		3-1-0		40		110		47		.57708		46		20		20				
TOTALS		RPI 1-25		RPI 26-50		W-L RECORDS		RPI 51-100		RPI 101-150		RPI 150+															
27-13-0		2-2-0		0-0-0		OVERALL		8-8-0		4-1-0		13-2-0															
8-3-0		0-0-0		0-0-0		HOME		1-2-0		2-0-0		5-1-0															
5-2-0		0-0-0		0-0-0		AWAY		2-2-0		0-0-0		3-0-0															
14-8-0		2-2-0		0-0-0		NEUTRAL		5-4-0		2-1-0		5-1-0															
19-10-0		2-2-0		0-0-0		NON-CONFERENCE		5-5-0		4-1-0		8-2-0															
4-1-0		0-0-0		0-0-0		HOME		0-0-0		2-0-0		2-1-0															
1-1-0		0-0-0		0-0-		AWAY		0-1-0		0-0-0		1-0-0															
14-8-0		2-2-0		0-0-0		NEUTRAL		5-4-0		2-1-0		5-1-0															
8-3-0		0-0-0		0-0-0		CONFERENCE		3-3-0		0-0-0		5-0-0															
4-2-0		0-0-0		0-0-0		HOME		1-2-0		0-0-0		3-0-0															
4-1-0		0-0-0		0-0-0		AWAY		2-1-0		0-0-0		2-0-0															
0-0-0		0-0-0		0-0-0		NEUTRAL		0-0-0		0-0-0		0-0-0															
RPI	S	Opponent		Score		RPI	S	Opponent		Score		RPI	S	Opponent		Score											
10	N	Louisville		0	2							62	N	Illinois		8	1	104	H	Harvard		1	0				
12	N	La.-Lafayette		1	5							62	N	Illinois		4	5	106	H	Boston College		1	0				
19	N	South Fla.		5	3							68	N	Illinois St.		8	12	111	N	Coastal Caro.		7	1				
25	N	Syracuse		1	0							72	A	Connecticut		0	3	126	N	LIU Brooklyn		3	4				
												73	N	UNI		0	1	147	N	Memphis		7	3				
												75	N	S.C. Upstate		4	2	154	N	Murray St.		3	1				
												78	N	Miami (OH)		2	1	161	N	Bradley		5	3				
												79	N	Maryland		1	0	167	N	Northern Ill.		2	0				
												82	N	North Florida		1	3	174	A	Maine		2	1				
												85	N	Fordham		4	3	174	A	Maine		6	1				
												96	H	Stony Brook		0	1	179	H	Binghamton		3	0				
												96	H	Stony Brook		3	4	179	H	Binghamton		5	4				
												96	H	Stony Brook		8	3	179	H	Binghamton		4	3				
												99	A	Albany (NY)		13	2	186	N	Winthrop		3	0				
												99	A	Albany (NY)		4	6	201	N	East Tenn. St.		3	7				
												99	A	Albany (NY)		3	1	204	A	Bryant		13	3				
																		204	H	Bryant		2	3				
																		219	N	Florida A&M		3	2				
																		230	H	Rhode Island		8	0				
																		230	H	Rhode Island		8	0				
						LAST 10 GAMES																					
						230 H Rhode Island						8	0	99 A Albany (NY)						13	2						
						230 H Rhode Island						8	0	174 A Maine						6	1						
						104 H Harvard						1	0	174 A Maine						2	1						
						99 A Albany (NY)						4	6	204 H Bryant						2	3						
						99 A Albany (NY)						3	1	96 H Stony Brook						8	3						

Non-Div. I Games:

Boston U.

Average RPI Win: 113		WON-LOST RECORD		WINNING PCT. RANK		LAST 10 GAMES		STRENGTH OF SCHEDULE		OPP. STRENGTH OF SCHEDULE		TEAM RPI		ADJ RPI		CONF. RPI		ADJ CONF. RPI					
DIV. I ONLY		27-18-0		.6 83		7-3-0		37		66		44		.58112 40		10		10					
DIV. I NON-CONF.		15-12-0		.55556 104		4-0-0		11		52		44		.58093 44		10		10					
TOTALS		RPI 1-25		RPI 26-50		W-L RECORDS		RPI 51-100		RPI 101-150		RPI 150+											
27-18-0		1-4-0		6-5-0		OVERALL		4-8-0		12-1-0		4-0-0											
20-5-0		0-3-0		3-0-0		HOME		2-2-0		11-0-0		4-0-0											
5-9-0		1-1-0		3-3-0		AWAY		1-5-0		0-0-0		0-0-0											
2-4-0		0-0-0		0-2-0		NEUTRAL		1-1-0		1-1-0		0-0-0											
15-12-0		1-4-0		3-2-0		NON-CONFERENCE		1-5-0		9-1-0		1-0-0											
12-4-0		0-3-0		3-0-0		HOME		0-1-0		8-0-0		1-0-0											
1-4-0		1-1-0		0-0-		AWAY		0-3-0		0-0-0		0-0-0											
2-4-0		0-0-0		0-2-0		NEUTRAL		1-1-0		1-1-0		0-0-0											
12-6-0		0-0-0		3-3-0		CONFERENCE		3-3-0		3-0-0		3-0-0											
8-1-0		0-0-0		0-0-0		HOME		2-1-0		3-0-0		3-0-0											
4-5-0		0-0-0		3-3-0		AWAY		1-2-0		0-0-0		0-0-0											
0-0-0		0-0-0		0-0-0		NEUTRAL		0-0-0		0-0-0		0-0-0											
RPI	S	Opponent		Score		RPI	S	Opponent		Score		RPI	S	Opponent		Score							
7	H	Texas		4	15	31	H	Oklahoma St.		3	0	54	N	Nebraska		0	2	103	H	North Texas	10	2	
11	A	Texas A&M		3	2	35	A	Tulsa		3	5	81	A	Marshall		0	1	114	N	San Diego	1	3	
11	A	Texas A&M		2	3	35	A	Tulsa		5	2	81	A	Marshall		3	2	115	H	A&M-Corpus Christi	4	0	
12	H	La.-Lafayette		2	3	35	A	Tulsa		2	3	81	A	Marshall		2	5	115	H	A&M-Corpus Christi	10	0	
12	H	La.-Lafayette		7	12	41	A	UAB		2	3	90	H	East Carolina		6	7	115	H	A&M-Corpus Christi	8	0	
						41	A	UAB		2	1	90	H	East Carolina		13	5	117	H	Sam Houston St.	6	4	
						41	A	UAB		6	5	90	H	East Carolina		6	2	117	H	Sam Houston St.	8	3	
						42	H	Texas St.		2	0	91	N	UNLV		11	7	131	N	Nevada	2	1	
						42	H	Texas St.		4	3	92	A	UC Santa Barbara		1	6	145	H	La.-Monroe	9	0	
						42	N	Texas St.		4	5	92	A	UC Santa Barbara		3	5	145	H	La.-Monroe	13	0	
						42	N	Texas St.		0	5	100	A	McNeese St.		5	6	147	H	Memphis	8	0	
												100	H	McNeese St.		4	5	147	H	Memphis	5	1	
																		147	H	Memphis	8	0	
																		227	H	Northwestern St.	6	1	
																		228	H	UTEP	10	0	
																		228	H	UTEP	5	2	
																		228	H	UTEP	13	4	
						LAST 10 GAMES																	
						35	A	Tulsa		3	5	90	H	East Carolina		13	5						
						35	A	Tulsa		5	2	115	H	A&M-Corpus Christi		4	0						
						35	A	Tulsa		2	3	115	H	A&M-Corpus Christi		8	0						
						90	H	East Carolina		6	7	42	H	Texas St.		2	0						
						90	H	East Carolina		6	2	42	H	Texas St.		4	3						

Non-Div. I Games:

Houston

UAB

Average RPI Win:		111	WON-LOST RECORD		WINNING PCT. RANK		LAST 10 GAMES		STRENGTH OF SCHEDULE		OPP. STRENGTH OF SCHEDULE		TEAM RPI		ADJ RPI		CONF. RPI		ADJ CONF. RPI	
Average RPI Loss:		62	30-17-0		.6383 66		7-3-0		54		47		40		.58039 41		10		10	
DIV. I ONLY			17-12-0		.58621 89		3-1-0		25		20		46		.57647 47		10		10	
DIV. I NON-CONF.																				
TOTALS		RPI 1-25		RPI 26-50		W-L RECORDS		RPI 51-100		RPI 101-150		RPI 150+								
30-17-0		0-4-0		8-4-0		OVERALL		10-7-0		4-1-0		8-1-0								
11-6-0		0-1-0		4-3-0		HOME		2-1-0		3-1-0		2-0-0								
11-5-0		0-1-0		2-1-0		AWAY		7-2-0		0-0-0		2-1-0								
8-6-0		0-2-0		2-0-0		NEUTRAL		1-4-0		1-0-0		4-0-0								
17-12-0		0-4-0		5-1-0		NON-CONFERENCE		5-6-0		1-1-0		6-0-0								
5-3-0		0-1-0		1-0-0		HOME		2-1-0		0-1-0		2-0-0								
4-3-0		0-1-0		2-0-		AWAY		2-1-0		0-0-0		0-0-0								
8-6-0		0-2-0		2-0-0		NEUTRAL		1-4-0		1-0-0		4-0-0								
13-5-0		0-0-0		3-3-0		CONFERENCE		5-1-0		3-0-0		2-1-0								
6-3-0		0-0-0		3-3-0		HOME		0-0-0		3-0-0		0-0-0								
7-2-0		0-0-0		0-0-0		AWAY		5-1-0		0-0-0		2-1-0								
0-0-0		0-0-0		0-0-0		NEUTRAL		0-0-0		0-0-0		0-0-0								
RPI	S	Opponent		Score		RPI	S	Opponent		Score		RPI	S	Opponent		Score				
2	A	Alabama		1	4	34	A	Mississippi St.		3	4	58	H	South Ala.		0	1			
2	H	Alabama		1	8	36	N	Massachusetts		3	2	59	A	FIU		6	4			
9	N	Arizona		0	7	36	N	Massachusetts		19	0	62	N	Illinois		0	1			
10	N	Louisville		4	5	40	H	Houston		1	2	65	A	Chattanooga		8	9			
						40	H	Houston		5	6	65	A	Chattanooga		6	3			
						40	H	Houston		3	2	79	N	Maryland		2	4			
						44	H	UCF		2	0	80	H	Kennesaw St.		6	1			
						44	H	UCF		2	0	80	H	Kennesaw St.		4	0			
						44	H	UCF		0	1	81	A	Marshall		3	2			
						45	A	Kentucky		6	5	81	A	Marshall		4	3			
						45	A	Kentucky		20	7	81	A	Marshall		8	0			
						46	H	Troy		1	0	84	N	Western Ky.		2	3			
												84	N	Western Ky.		0	6			
												90	A	East Carolina		1	0			
												90	A	East Carolina		5	3			
												90	A	East Carolina		2	4			
												97	N	North Carolina St.		3	1			
				LAST 10 GAMES																
						228	A	UTEP		0	7	44	H	UCF		0	1			
						228	A	UTEP		8	0	44	H	UCF		2	0			
						228	A	UTEP		11	3	44	H	UCF		2	0			
						65	A	Chattanooga		6	3	220	H	Samford		8	0			
						65	A	Chattanooga		8	9	220	H	Samford		12	4			

Non-Div. I Games:

UAB

Average RPI Win: 146		WON-LOST	WINNING	LAST 10	STRENGTH OF		OPP. STRENGTH	TEAM	ADJ	CONF.	ADJ CONF.				
Average RPI Loss: 49		RECORD	PCT. RANK	GAMES	SCHEDULE		OF SCHEDULE	RPI	RPI	RPI	RPI				
DIV. I ONLY		29-15-0	.65909	56	7-3-0		62	78	45	.57964	42	18	17		
DIV. I NON-CONF.		17-13-0	.56667	98	3-3-0		12	6	37	.58977	33	16	16		
TOTALS		RPI 1-25	RPI 26-50		W-L RECORDS		RPI 51-100		RPI 101-150		RPI 150+				
29-15-0		1-8-0	4-2-0		OVERALL		5-2-0		5-2-0		14-1-0				
15-1-0		0-0-0	0-0-0		HOME		3-1-0		2-0-0		10-0-0				
6-9-0		0-4-0	1-2-0		AWAY		0-0-0		2-2-0		3-1-0				
8-5-0		1-4-0	3-0-0		NEUTRAL		2-1-0		1-0-0		1-0-0				
17-13-0		1-8-0	4-2-0		NON-CONFERENCE		3-2-0		2-1-0		7-0-0				
7-1-0		0-0-0	0-0-0		HOME		1-1-0		0-0-0		6-0-0				
2-7-0		0-4-0	1-0-		AWAY		0-0-0		1-1-0		0-0-0				
8-5-0		1-4-0	3-0-0		NEUTRAL		2-1-0		1-0-0		1-0-0				
12-2-0		0-0-0	0-0-0		CONFERENCE		2-0-0		3-1-0		7-1-0				
8-0-0		0-0-0	0-0-0		HOME		2-0-0		2-0-0		4-0-0				
4-2-0		0-0-0	0-0-0		AWAY		0-0-0		1-1-0		3-1-0				
0-0-0		0-0-0	0-0-0		NEUTRAL		0-0-0		0-0-0		0-0-0				
RPI S	Opponent	Score		RPI S	Opponent	Score		RPI S	Opponent	Score		RPI S	Opponent	Score	
1 N	California	0	10	33 A	Baylor	1	0	53 H	Rutgers	1	2	103 A	North Texas	1	7
3 A	Arizona St.	0	9	37 N	BYU	6	2	53 H	Rutgers	11	6	103 A	North Texas	6	0
7 A	Texas	0	5	40 A	Houston	3	4	54 N	Nebraska	5	1	103 N	North Texas	1	0
7 A	Texas	0	7	40 A	Houston	0	2	54 N	Nebraska	2	1	115 A	A&M-Corpus Christi	0	1
11 A	Texas A&M	2	3	40 N	Houston	5	4	66 N	New Mexico	3	5	115 A	A&M-Corpus Christi	3	1
13 N	Washington	3	12	40 N	Houston	5	0	100 H	McNeese St.	8	7	138 H	Central Ark.	3	2
21 N	Texas Tech	3	1					100 H	McNeese St.	4	0	138 H	Central Ark.	2	0
21 N	Texas Tech	0	6									195 H	Dayton	7	0
25 N	Syracuse	0	4									195 H	Dayton	3	0
												209 A	Texas-Arlington	2	1
												209 A	Texas-Arlington	4	0
												217 H	Stephen F. Austin	1	0
												217 H	Stephen F. Austin	4	0
												218 H	Liberty	2	0
												218 H	Liberty	8	0
												228 N	UTEP	3	0
												234 A	Nicholls St.	3	0
												234 A	Nicholls St.	0	1
												242 H	Houston Baptist	6	0
												242 H	Houston Baptist	3	0
												246 H	Southeastern La.	3	0
												246 H	Southeastern La.	10	0
				LAST 10 GAMES											
				100 H	McNeese St.	4	0	103 A	North Texas	1	7				
				100 H	McNeese St.	8	7	138 H	Central Ark.	2	0				
				242 H	Houston Baptist	3	0	138 H	Central Ark.	3	2				
				242 H	Houston Baptist	6	0	40 A	Houston	0	2				
				103 A	North Texas	6	0	40 A	Houston	3	4				

Non-Div. I Games:

Texas St.

Average RPI Win:	143	WON-LOST RECORD	WINNING PCT. RANK	LAST 10 GAMES	STRENGTH OF SCHEDULE	OPP. STRENGTH OF SCHEDULE	TEAM RPI	ADJ RPI	CONF. RPI	ADJ CONF. RPI					
DIV. I ONLY		28-16-0	.63636	68	5-5-0	55	52	42	.57764	43	2	2			
DIV. I NON-CONF.		23-3-0	.88462	10	2-0-0	165	171	25	.59088	32	3	3			
<hr/>															
TOTALS	RPI 1-25	RPI 26-50			W-L RECORDS		RPI 51-100		RPI 101-150		RPI 150+				
28-16-0	0-9-0	4-4-0			OVERALL		4-0-0		7-3-0		13-0-0				
6-5-0	0-3-0	2-1-0			HOME		0-0-0		2-1-0		2-0-0				
9-9-0	0-6-0	1-2-0			AWAY		2-0-0		3-1-0		3-0-0				
13-2-0	0-0-0	1-1-0			NEUTRAL		2-0-0		2-1-0		8-0-0				
23-3-0	0-0-0	1-1-0			NON-CONFERENCE		4-0-0		5-2-0		13-0-0				
2-0-0	0-0-0	0-0-0			HOME		0-0-0		0-0-0		2-0-0				
8-1-0	0-0-0	0-0-			AWAY		2-0-0		3-1-0		3-0-0				
13-2-0	0-0-0	1-1-0			NEUTRAL		2-0-0		2-1-0		8-0-0				
5-13-0	0-9-0	3-3-0			CONFERENCE		0-0-0		2-1-0		0-0-0				
4-5-0	0-3-0	2-1-0			HOME		0-0-0		2-1-0		0-0-0				
1-8-0	0-6-0	1-2-0			AWAY		0-0-0		0-0-0		0-0-0				
0-0-0	0-0-0	0-0-0			NEUTRAL		0-0-0		0-0-0		0-0-0				
RPI	S	Opponent	Score	RPI	S	Opponent	Score	RPI	S	Opponent	Score	RPI	S	Opponent	Score
5	A	Oklahoma	0 8	31	H	Oklahoma St.	3 2	72	N	Connecticut	8 0	112	H	Iowa St.	9 10
5	A	Oklahoma	2 6	31	H	Oklahoma St.	1 3	82	A	North Florida	7 3	112	H	Iowa St.	8 2
5	A	Oklahoma	0 8	31	H	Oklahoma St.	1 0	82	A	North Florida	1 0	112	H	Iowa St.	8 0
7	H	Texas	5 7	33	A	Baylor	6 1	96	N	Stony Brook	2 0	113	N	UT Martin	4 6
7	H	Texas	6 13	33	A	Baylor	1 6					116	A	Charleston So.	6 3
7	H	Texas	3 12	33	A	Baylor	0 3					129	A	Missouri St.	4 2
14	A	Missouri	0 9	46	N	Troy	7 8					129	A	Missouri St.	4 5
14	A	Missouri	0 5	47	N	Wisconsin	4 0					140	A	Charlotte	9 6
14	A	Missouri	0 10									143	N	Middle Tenn.	7 3
												143	N	Middle Tenn.	6 3
												151	N	Delaware St.	6 1
												151	N	Delaware St.	5 2
												151	N	Delaware St.	17 1
												177	N	Gardner-Webb	5 1
												185	N	Fairfield	5 3
												185	N	Fairfield	14 0
												198	H	Wichita St.	9 1
												198	H	Wichita St.	8 3
												203	N	Northern Colo.	1 0
												246	A	Southeastern La.	11 0
												249	N	Jackson St.	5 3
												264	A	UNC Wilmington	9 1
												264	A	UNC Wilmington	3 0
				LAST 10 GAMES											
				112	H	Iowa St.	8 0	7	H	Texas	5 7				
				112	H	Iowa St.	9 10	198	H	Wichita St.	8 3				
				112	H	Iowa St.	8 2	198	H	Wichita St.	9 1				
				7	H	Texas	6 13	33	A	Baylor	6 1				
				7	H	Texas	3 12	33	A	Baylor	1 6				

Non-Div. I Games:

Kansas

Average RPI Win: 101		WON-LOST RECORD		WINNING PCT. RANK		LAST 10 GAMES		STRENGTH OF SCHEDULE		OPP. STRENGTH OF SCHEDULE		TEAM RPI		ADJ RPI		CONF. RPI		ADJ CONF. RPI	
Average RPI Loss: 37																			
DIV. I ONLY		23-26-0		.46939 162		5-5-0		11		10		51		.57541 45		3		3	
DIV. I NON-CONF.		13-14-0		.48148 145		0-0-0		28		42		79		.54422 81		2		2	
TOTALS		RPI 1-25		RPI 26-50		W-L RECORDS		RPI 51-100		RPI 101-150		RPI 150+							
23-26-0		3-12-0		2-7-0		OVERALL		10-5-0		3-2-0		5-0-0							
7-11-0		2-5-0		0-2-0		HOME		4-3-0		0-1-0		1-0-0							
7-12-0		1-7-0		2-4-0		AWAY		3-1-0		1-0-0		0-0-0							
9-3-0		0-0-0		0-1-0		NEUTRAL		3-1-0		2-1-0		4-0-0							
13-14-0		0-6-0		0-3-0		NON-CONFERENCE		5-3-0		3-2-0		5-0-0							
2-5-0		0-1-0		0-2-0		HOME		1-1-0		0-1-0		1-0-0							
2-6-0		0-5-0		0-0-		AWAY		1-1-0		1-0-0		0-0-0							
9-3-0		0-0-0		0-1-0		NEUTRAL		3-1-0		2-1-0		4-0-0							
10-12-0		3-6-0		2-4-0		CONFERENCE		5-2-0		0-0-0		0-0-0							
5-6-0		2-4-0		0-0-0		HOME		3-2-0		0-0-0		0-0-0							
5-6-0		1-2-0		2-4-0		AWAY		2-0-0		0-0-0		0-0-0							
0-0-0		0-0-0		0-0-0		NEUTRAL		0-0-0		0-0-0		0-0-0							
RPI	S	Opponent		Score		RPI	S	Opponent		Score		RPI	S	Opponent		Score			
2	H	Alabama		1	3	28	N	Michigan		0	3	52	N	Radford		9	5		
2	H	Alabama		2	12	30	A	Auburn		5	2	56	A	Ga. Southern		1	2		
2	H	Alabama		1	9	30	A	Auburn		1	2	63	H	Arkansas		9	7		
4	A	Tennessee		5	3	30	A	Auburn		8	4	63	H	Arkansas		3	7		
4	A	Tennessee		0	8	34	A	Mississippi St.		2	3	79	N	Maryland		1	2		
4	A	Tennessee		2	4	34	A	Mississippi St.		1	2	82	N	North Florida		8	3		
10	A	Louisville		1	2	34	A	Mississippi St.		3	4	83	H	South Carolina		1	9		
10	H	Louisville		0	1	41	H	UAB		7	20	83	H	South Carolina		10	5		
12	A	La.-Lafayette		4	5	41	H	UAB		5	6	83	H	South Carolina		7	0		
15	A	UCLA		2	6							84	A	Western Ky.		4	2		
15	A	UCLA		1	7							87	N	Pacific		3	2		
15	A	UCLA		0	12							94	A	Ole Miss		3	1		
16	H	Georgia		4	1							94	A	Ole Miss		8	0		
16	H	Georgia		4	0							97	H	North Carolina St.		7	6		
16	H	Georgia		3	4							97	H	North Carolina St.		3	6		
LAST 10 GAMES																			
						34	A	Mississippi St.		2	3	16	H	Georgia		3	4		
						34	A	Mississippi St.		1	2	16	H	Georgia		4	0		
						34	A	Mississippi St.		3	4	16	H	Georgia		4	1		
						94	A	Ole Miss		8	0	63	H	Arkansas		9	7		
						94	A	Ole Miss		3	1	63	H	Arkansas		3	7		

Non-Div. I Games:

Kentucky

Average RPI Win: 130		WON-LOST RECORD		WINNING PCT. RANK		LAST 10 GAMES		STRENGTH OF SCHEDULE		OPP. STRENGTH OF SCHEDULE		TEAM RPI		ADJ RPI		CONF. RPI		ADJ CONF. RPI	
DIV. I ONLY		31-16-0		.65957 54		8-2-0		73		81		46		.57496 46		8		8	
DIV. I NON-CONF.		21-7-0		.75 33		3-1-0		69		92		29		.59375 28		8		8	
TOTALS		RPI 1-25		RPI 26-50		W-L RECORDS		RPI 51-100		RPI 101-150		RPI 150+							
31-16-0		2-5-0		2-1-0		OVERALL		9-6-0		6-3-0		12-1-0							
11-6-0		2-3-0		1-0-0		HOME		4-3-0		3-0-0		1-0-0							
6-8-0		0-2-0		0-1-0		AWAY		2-2-0		3-3-0		1-0-0							
14-2-0		0-0-0		1-0-0		NEUTRAL		3-1-0		0-0-0		10-1-0							
21-7-0		1-3-0		2-1-0		NON-CONFERENCE		6-2-0		0-0-0		12-1-0							
5-2-0		1-1-0		1-0-0		HOME		2-1-0		0-0-0		1-0-0							
2-3-0		0-2-0		0-0-		AWAY		1-0-0		0-0-0		1-0-0							
14-2-0		0-0-0		1-0-0		NEUTRAL		3-1-0		0-0-0		10-1-0							
10-9-0		1-2-0		0-0-0		CONFERENCE		3-4-0		6-3-0		0-0-0							
6-4-0		1-2-0		0-0-0		HOME		2-2-0		3-0-0		0-0-0							
4-5-0		0-0-0		0-0-0		AWAY		1-2-0		3-3-0		0-0-0							
0-0-0		0-0-0		0-0-0		NEUTRAL		0-0-0		0-0-0		0-0-0							
RPI S	Opponent	Score		RPI S	Opponent	Score		RPI S	Opponent	Score		RPI S	Opponent	Score					
12 H	La.-Lafayette	9	4	30 H	Auburn	7	1	51 N	Purdue	4	10	139 A	Fla. Atlantic	5	4				
12 H	La.-Lafayette	1	9	41 A	UAB	0	1	58 H	South Ala.	3	6	139 A	Fla. Atlantic	2	6				
12 H	La.-Lafayette	1	9	43 N	Kansas	8	7	59 H	FIU	6	1	139 A	Fla. Atlantic	5	1				
14 H	Missouri	0	4					59 H	FIU	6	5	143 H	Middle Tenn.	6	5				
17 H	Florida St.	4	3					59 H	FIU	4	6	143 H	Middle Tenn.	5	4				
23 A	LSU	0	1					65 N	Chattanooga	9	8	143 H	Middle Tenn.	8	3				
23 A	LSU	3	6					65 N	Chattanooga	6	0	145 A	La.-Monroe	4	3				
								69 H	Ball St.	7	4	145 A	La.-Monroe	3	5				
								69 N	Ball St.	9	4	145 A	La.-Monroe	1	2				
								80 H	Kennesaw St.	8	0	155 N	Mississippi Val.	1	2				
								80 H	Kennesaw St.	0	1	155 N	Mississippi Val.	4	3				
								84 A	Western Ky.	9	1	156 N	Tennessee Tech	3	2				
								84 A	Western Ky.	0	8	167 N	Northern Ill.	10	2				
								84 A	Western Ky.	0	2	169 H	Eastern Ky.	5	4				
								94 A	Ole Miss	5	1	201 N	East Tenn. St.	12	9				
												207 N	Akron	9	2				
												214 N	Belmont	8	0				
												214 N	Belmont	10	2				
												219 A	Florida A&M	4	2				
												234 N	Nicholls St.	3	0				
												249 N	Jackson St.	9	0				
												251 N	Cleveland St.	6	5				
				LAST 10 GAMES															
				143 H	Middle Tenn.	6	5	139 A	Fla. Atlantic	2	6								
				143 H	Middle Tenn.	8	3	139 A	Fla. Atlantic	5	4								
				143 H	Middle Tenn.	5	4	219 A	Florida A&M	4	2								
				17 H	Florida St.	4	3	80 H	Kennesaw St.	8	0								
				139 A	Fla. Atlantic	5	1	80 H	Kennesaw St.	0	1								

Non-Div. I Games:

Troy

Average RPI Win:	104	WON-LOST RECORD	WINNING PCT. RANK	LAST 10 GAMES	STRENGTH OF SCHEDULE	OPP. STRENGTH OF SCHEDULE	TEAM RPI	ADJ RPI	CONF. RPI	ADJ CONF. RPI		
Average RPI Loss:	56											
DIV. I ONLY		27-13-0	.675	44	8-1-0	87	34	43	.57228	47	6	6
DIV. I NON-CONF.		16-9-0	.64	66	2-0-0	48	70	50	.5712	52	5	5
<hr/>												
TOTALS	RPI 1-25	RPI 26-50		W-L RECORDS		RPI 51-100		RPI 101-150		RPI 150+		
27-13-0	0-3-0	4-4-0		OVERALL		8-5-0		11-1-0		4-0-0		
9-2-0	0-0-0	4-2-0		HOME		0-0-0		5-0-0		0-0-0		
12-3-0	0-1-0	0-0-0		AWAY		5-2-0		4-0-0		3-0-0		
6-8-0	0-2-0	0-2-0		NEUTRAL		3-3-0		2-1-0		1-0-0		
16-9-0	0-3-0	0-2-0		NON-CONFERENCE		4-3-0		8-1-0		4-0-0		
2-0-0	0-0-0	0-0-0		HOME		0-0-0		2-0-0		0-0-0		
8-1-0	0-1-0	0-0-		AWAY		1-0-0		4-0-0		3-0-0		
6-8-0	0-2-0	0-2-0		NEUTRAL		3-3-0		2-1-0		1-0-0		
11-4-0	0-0-0	4-2-0		CONFERENCE		4-2-0		3-0-0		0-0-0		
7-2-0	0-0-0	4-2-0		HOME		0-0-0		3-0-0		0-0-0		
4-2-0	0-0-0	0-0-0		AWAY		4-2-0		0-0-0		0-0-0		
0-0-0	0-0-0	0-0-0		NEUTRAL		0-0-0		0-0-0		0-0-0		
RPI S	Opponent	Score	RPI S	Opponent	Score	RPI S	Opponent	Score	RPI S	Opponent	Score	
17 N	Florida St.	2 6	31 N	Oklahoma St.	0 1	56 N	Ga. Southern	3 2	101 H	Penn St.	8 0	
17 N	Florida St.	1 2	43 N	Kansas	0 4	62 A	Illinois	7 8	101 H	Penn St.	4 1	
19 A	South Fla.	0 5	48 H	Northwestern	12 4	62 A	Illinois	8 0	101 H	Penn St.	9 0	
			48 H	Northwestern	6 10	62 A	Illinois	10 7	114 N	San Diego	6 3	
			48 H	Northwestern	3 8	63 N	Arkansas	1 5	114 N	San Diego	9 10	
			49 H	Minnesota	3 0	70 N	Southern Ill.	12 3	116 A	Charleston So.	3 2	
			49 H	Minnesota	5 1	72 N	Connecticut	5 3	124 H	Western Ill.	12 11	
			49 H	Minnesota	11 10	79 N	Maryland	3 4	124 H	Western Ill.	7 1	
						88 N	San Jose St.	0 9	131 A	Nevada	8 5	
						92 A	UC Santa Barbara	4 0	131 A	Nevada	11 9	
						93 A	Iowa	3 4	131 A	Nevada	7 1	
						93 A	Iowa	1 0	144 N	St. John's (NY)	3 0	
						93 A	Iowa	5 4	157 A	Loyola Chicago	3 1	
									157 A	Loyola Chicago	8 4	
									164 N	Drake	8 0	
									205 A	Ill.-Chicago	5 0	
LAST 10 GAMES												
			101 H	Penn St.	9 0	62 A	Illinois	8 0				
			101 H	Penn St.	8 0	124 H	Western Ill.	7 1				
			101 H	Penn St.	4 1	124 H	Western Ill.	12 11				
			62 A	Illinois	10 7	49 H	Minnesota	11 10				
			62 A	Illinois	7 8	49 H	Minnesota	5 1				

Non-Div. I Games:

Wisconsin

Average RPI Win:		105	WON-LOST RECORD		18-24-0	.42857	184	LAST 10 GAMES		4-6-0	STRENGTH OF SCHEDULE		4	OPP. STRENGTH OF SCHEDULE		32	TEAM RPI		58	ADJ RPI		.5711	48	CONF. RPI		6	ADJ CONF. RPI		6
Average RPI Loss:		40			12-15-0	.44444	162			0-1-0			1			5			45			.58596	36			5			5
DIV. I ONLY																													
DIV. I NON-CONF.																													
TOTALS		RPI 1-25		RPI 26-50		W-L RECORDS		RPI 51-100		RPI 101-150		RPI 150+																	
18-24-0		3-11-0		4-5-0		OVERALL		3-6-0		3-2-0		5-0-0																	
4-3-0		0-0-0		1-2-0		HOME		2-1-0		0-0-0		1-0-0																	
3-10-0		0-3-0		2-2-0		AWAY		0-3-0		1-2-0		0-0-0																	
11-11-0		3-8-0		1-1-0		NEUTRAL		1-2-0		2-0-0		4-0-0																	
12-15-0		3-11-0		1-2-0		NON-CONFERENCE		1-2-0		2-0-0		5-0-0																	
1-0-0		0-0-0		0-0-0		HOME		0-0-0		0-0-0		1-0-0																	
0-4-0		0-3-0		0-0-		AWAY		0-0-0		0-0-0		0-0-0																	
11-11-0		3-8-0		1-1-0		NEUTRAL		1-2-0		2-0-0		4-0-0																	
6-9-0		0-0-0		3-3-0		CONFERENCE		2-4-0		1-2-0		0-0-0																	
3-3-0		0-0-0		1-2-0		HOME		2-1-0		0-0-0		0-0-0																	
3-6-0		0-0-0		2-1-0		AWAY		0-3-0		1-2-0		0-0-0																	
0-0-0		0-0-0		0-0-0		NEUTRAL		0-0-0		0-0-0		0-0-0																	
RPI	S	Opponent		Score		RPI	S	Opponent		Score		RPI	S	Opponent		Score		RPI	S	Opponent		Score							
1	N	California		1	5	27	A	Notre Dame		1	9	54	A	Nebraska		6	7	105	A	Indiana		8	3						
3	A	Arizona St.		5	10	31	N	Oklahoma St.		3	4	54	A	Nebraska		1	8	105	A	Indiana		6	8						
8	N	Oregon		6	10	36	N	Massachusetts		13	5	54	A	Nebraska		6	9	105	A	Indiana		3	11						
11	N	Texas A&M		6	3	47	A	Wisconsin		10	6	65	N	Chattanooga		2	6	118	N	Colorado St.		8	1						
12	A	La.-Lafayette		4	6	47	A	Wisconsin		4	12	66	N	New Mexico		5	13	126	N	LIU Brooklyn		4	3						
13	N	Washington		3	10	47	A	Wisconsin		8	3	90	N	East Carolina		4	2	152	N	Louisiana Tech		10	6						
14	N	Missouri		7	1	49	H	Minnesota		2	10	93	H	Iowa		2	5	185	N	Fairfield		12	1						
17	N	Florida St.		0	1	49	H	Minnesota		8	0	93	H	Iowa		12	6	205	H	Ill.-Chicago		7	2						
19	A	South Fla.		1	2	49	H	Minnesota		3	6	93	H	Iowa		7	6	224	N	Southern Miss.		7	2						
20	N	Stanford		0	1													267	N	Hartford		8	0						
21	N	Texas Tech		14	6																								
22	N	Oregon St.		3	5																								
24	N	North Carolina		0	5																								
25	N	Syracuse		3	9																								
LAST 10 GAMES																													
105	A	Indiana		3	11	49	H	Minnesota		2	10																		
105	A	Indiana		8	3	93	H	Iowa		12	6																		
105	A	Indiana		6	8	93	H	Iowa		7	6																		
49	H	Minnesota		3	6	93	H	Iowa		2	5																		
49	H	Minnesota		8	0	27	A	Notre Dame		1	9																		

Non-Div. I Games:

Northwestern

Average RPI Win:	117	WON-LOST	WINNING	LAST 10	STRENGTH OF	OPP. STRENGTH	TEAM	ADJ	CONF.	ADJ CONF.				
Average RPI Loss:	70	RECORD	PCT. RANK	GAMES	SCHEDULE	OF SCHEDULE	RPI	RPI	RPI	RPI				
DIV. I ONLY		28-16-0	.63636	68	7-3-0	78	51	53	.56846	49	6	6		
DIV. I NON-CONF.		21-8-0	.72414	40	3-1-0	125	88	54	.56705	54	5	5		
<hr/>														
TOTALS	RPI 1-25	RPI 26-50		W-L RECORDS		RPI 51-100		RPI 101-150		RPI 150+				
28-16-0	0-3-0	5-5-0		OVERALL		8-5-0		7-1-0		8-2-0				
7-3-0	0-0-0	2-1-0		HOME		4-1-0		0-0-0		1-1-0				
4-11-0	0-3-0	2-4-0		AWAY		1-4-0		1-0-0		0-0-0				
17-2-0	0-0-0	1-0-0		NEUTRAL		3-0-0		6-1-0		7-1-0				
21-8-0	0-3-0	1-0-0		NON-CONFERENCE		5-2-0		7-1-0		8-2-0				
3-1-0	0-0-0	0-0-0		HOME		2-0-0		0-0-0		1-1-0				
1-5-0	0-3-0	0-0-		AWAY		0-2-0		1-0-0		0-0-0				
17-2-0	0-0-0	1-0-0		NEUTRAL		3-0-0		6-1-0		7-1-0				
7-8-0	0-0-0	4-5-0		CONFERENCE		3-3-0		0-0-0		0-0-0				
4-2-0	0-0-0	2-1-0		HOME		2-1-0		0-0-0		0-0-0				
3-6-0	0-0-0	2-4-0		AWAY		1-2-0		0-0-0		0-0-0				
0-0-0	0-0-0	0-0-0		NEUTRAL		0-0-0		0-0-0		0-0-0				
<hr/>														
RPI S	Opponent	Score	RPI S	Opponent	Score	RPI S	Opponent	Score	RPI S	Opponent	Score			
3 A	Arizona St.	0 12	27 N	Notre Dame	9 1	53 N	Rutgers	4 0	106 N	Boston College	1 2			
16 A	Georgia	2 5	28 H	Michigan	6 4	54 H	Nebraska	4 5	109 N	Kent St.	2 0			
24 A	North Carolina	0 1	28 H	Michigan	1 0	54 H	Nebraska	13 7	112 N	Iowa St.	9 1			
			28 H	Michigan	3 5	54 H	Nebraska	8 5	112 N	Iowa St.	12 0			
			47 A	Wisconsin	1 5	57 A	Boise St.	1 2	119 N	Mercer	3 1			
			47 A	Wisconsin	10 11	62 A	Illinois	0 2	136 N	Central Mich.	2 0			
			47 A	Wisconsin	0 3	62 A	Illinois	3 4	139 A	Fla. Atlantic	5 1			
			48 A	Northwestern	6 3	62 A	Illinois	14 4	142 N	Ohio	10 0			
			48 A	Northwestern	0 8	68 N	Illinois St.	9 0	182 N	James Madison	9 1			
			48 A	Northwestern	10 2	84 N	Western Ky.	1 0	182 N	James Madison	3 1			
						86 H	North Dakota St.	4 0	187 N	Weber St.	8 0			
						86 H	North Dakota St.	5 0	200 N	Bethune-Cookman	13 0			
						91 A	UNLV	1 2	208 N	CSU Bakersfield	10 0			
									211 N	Providence	3 4			
									222 H	Green Bay	7 0			
									222 H	Green Bay	2 5			
									235 N	Idaho St.	10 2			
									251 N	Cleveland St.	9 5			
<hr/>														
LAST 10 GAMES														
28 H Michigan						3	5	48 A Northwestern					6	3
28 H Michigan						6	4	48 A Northwestern					0	8
28 H Michigan						1	0	48 A Northwestern					10	2
86 H North Dakota St.						5	0	222 H Green Bay					2	5
86 H North Dakota St.						4	0	222 H Green Bay					7	0

Non-Div. I Games:

Minnesota

Average RPI Win: 123		WON-LOST RECORD		WINNING PCT. RANK		LAST 10 GAMES		STRENGTH OF SCHEDULE		OPP. STRENGTH OF SCHEDULE		TEAM RPI		ADJ RPI		CONF. RPI		ADJ CONF. RPI	
DIV. I ONLY		28-15-0		.65116 60		5-5-0		80		61		49		.56806 51		6		6	
DIV. I NON-CONF.		18-11-0		.62069 73		1-1-0		21		82		39		.58181 42		5		5	
TOTALS		RPI 1-25		RPI 26-50		W-L RECORDS		RPI 51-100		RPI 101-150		RPI 150+							
28-15-0		0-3-0		3-2-0		OVERALL		8-7-0		7-3-0		10-0-0							
9-1-0		0-0-0		0-1-0		HOME		2-0-0		3-0-0		4-0-0							
8-7-0		0-0-0		1-0-0		AWAY		5-5-0		1-2-0		1-0-0							
11-7-0		0-3-0		2-1-0		NEUTRAL		1-2-0		3-1-0		5-0-0							
18-11-0		0-3-0		3-2-0		NON-CONFERENCE		5-5-0		3-1-0		7-0-0							
1-1-0		0-0-0		0-1-0		HOME		0-0-0		0-0-0		1-0-0							
6-3-0		0-0-0		1-0-		AWAY		4-3-0		0-0-0		1-0-0							
11-7-0		0-3-0		2-1-0		NEUTRAL		1-2-0		3-1-0		5-0-0							
10-4-0		0-0-0		0-0-0		CONFERENCE		3-2-0		4-2-0		3-0-0							
8-0-0		0-0-0		0-0-0		HOME		2-0-0		3-0-0		3-0-0							
2-4-0		0-0-0		0-0-0		AWAY		1-2-0		1-2-0		0-0-0							
0-0-0		0-0-0		0-0-0		NEUTRAL		0-0-0		0-0-0		0-0-0							
RPI	S	Opponent		Score		RPI	S	Opponent		Score		RPI	S	Opponent		Score			
1	N	California		1	9	27	H	Notre Dame		6	8	58	N	South Ala.		5	7		
8	N	Oregon		1	8	37	N	BYU		1	14	61	A	Fresno St.		1	6		
8	N	Oregon		1	9	38	A	San Diego St.		6	5	61	A	Fresno St.		2	5		
						38	N	San Diego St.		2	1	62	A	Illinois		4	2		
						46	N	Troy		10	4	62	A	Illinois		6	8		
												62	A	Illinois		1	3		
												65	A	Chattanooga		6	0		
												66	A	New Mexico		10	6		
												69	A	Ball St.		7	9		
												69	A	Ball St.		8	6		
												74	H	Ohio St.		2	1		
												74	H	Ohio St.		8	3		
												89	A	Valparaiso		4	3		
												91	N	UNLV		2	6		
												97	N	North Carolina St.		7	5		
														Butler		3	0		
														Northern Colo.		10	1		
														Bryant		10	2		
														Belmont		10	1		
														IUPUI		9	1		
														Niagara		14	6		
LAST 10 GAMES																			
						62	A	Illinois		6	8	69	A	Ball St.		8	6		
						62	A	Illinois		4	2	69	A	Ball St.		7	9		
						62	A	Illinois		1	3	105	A	Indiana		11	2		
						74	H	Ohio St.		8	3	105	A	Indiana		5	9		
						74	H	Ohio St.		2	1	105	A	Indiana		2	3		

Non-Div. I Games:

Purdue

[illegible]

Non-Div. I Games:

Radford

RPI	S	Opponent	Score
238	H	Presbyterian	7 2

Radford

Average RPI Win: 144		WON-LOST	WINNING	LAST 10	STRENGTH OF		OPP. STRENGTH	TEAM	ADJ		CONF.	ADJ CONF.
Average RPI Loss: 60		RECORD	PCT. RANK	GAMES	SCHEDULE		OF SCHEDULE	RPI	RPI		RPI	RPI
DIV. I ONLY		22-24-0	.47826	151	5		103	55	.56636		53	5
DIV. I NON-CONF.		13-14-0	.48148	145	22		127	86	.54104		86	7
TOTALS		RPI 1-25	RPI 26-50		W-L RECORDS		RPI 51-100		RPI 101-150		RPI 150+	
22-24-0		2-10-0	2-6-0		OVERALL		2-3-0		4-4-0		12-1-0	
6-4-0		0-0-0	1-3-0		HOME		0-0-0		2-1-0		3-0-0	
7-11-0		1-10-0	1-1-0		AWAY		2-0-0		0-0-0		3-0-0	
9-9-0		1-0-0	0-2-0		NEUTRAL		0-3-0		2-3-0		6-1-0	
13-14-0		1-2-0	1-5-0		NON-CONFERENCE		2-3-0		2-3-0		7-1-0	
0-2-0		0-0-0	0-2-0		HOME		0-0-0		0-0-0		0-0-0	
4-3-0		0-2-0	1-0-		AWAY		2-0-0		0-0-0		1-0-0	
9-9-0		1-0-0	0-2-0		NEUTRAL		0-3-0		2-3-0		6-1-0	
9-10-0		1-8-0	1-1-0		CONFERENCE		0-0-0		2-1-0		5-0-0	
6-2-0		0-0-0	1-1-0		HOME		0-0-0		2-1-0		3-0-0	
3-8-0		1-8-0	0-0-0		AWAY		0-0-0		0-0-0		2-0-0	
0-0-0		0-0-0	0-0-0		NEUTRAL		0-0-0		0-0-0		0-0-0	
RPI S	Opponent	Score	RPI S	Opponent	Score	RPI S	Opponent	Score	RPI S	Opponent	Score	
10 A	Louisville	0 2	27 H	Notre Dame	7 6	73 N	UNI	0 4	101 N	Penn St.	9 0	
10 A	Louisville	0 1	27 H	Notre Dame	1 4	85 N	Fordham	1 6	110 N	Western Mich.	0 2	
10 A	Louisville	2 3	35 N	Tulsa	1 12	95 N	Fla. Gulf Coast	2 5	119 N	Mercer	6 14	
12 A	La.-Lafayette	1 15	42 A	Texas St.	6 11	96 A	Stony Brook	4 0	126 N	LIU Brooklyn	1 0	
16 A	Georgia	1 12	42 A	Texas St.	2 1	96 A	Stony Brook	6 1	142 N	Ohio	0 9	
17 N	Florida St.	1 0	49 N	Minnesota	0 4				148 H	Villanova	9 1	
19 A	South Fla.	0 9	50 H	Hofstra	2 8				148 H	Villanova	3 7	
19 A	South Fla.	0 11	50 H	Hofstra	0 8				148 H	Villanova	4 3	
19 A	South Fla.	0 1							155 N	Mississippi Val.	7 2	
25 A	Syracuse	3 1							155 N	Mississippi Val.	4 3	
25 A	Syracuse	3 5							160 A	Seton Hall	11 5	
25 A	Syracuse	0 1							160 A	Seton Hall	1 0	
									195 A	Dayton	8 0	
									202 H	Georgetown	3 2	
									202 H	Georgetown	8 0	
									202 H	Georgetown	3 0	
									203 N	Northern Colo.	4 2	
									222 N	Green Bay	4 3	
									226 N	Colgate	3 0	
									251 N	Cleveland St.	3 5	
									264 N	UNC Wilmington	6 1	
LAST 10 GAMES												
25 A	Syracuse	0 1	148 H	Villanova	9 1							
25 A	Syracuse	3 5	148 H	Villanova	3 7							
25 A	Syracuse	3 1	148 H	Villanova	4 3							
96 A	Stony Brook	6 1	27 H	Notre Dame	7 6							
96 A	Stony Brook	4 0	27 H	Notre Dame	1 4							

Non-Div. I Games:

Rutgers

Average RPI Win:	131	WON-LOST RECORD	WINNING PCT. RANK	LAST 10 GAMES	STRENGTH OF SCHEDULE	OPP. STRENGTH OF SCHEDULE	TEAM RPI	ADJ RPI	CONF. RPI	ADJ CONF. RPI				
DIV. I ONLY		29-17-0	.63043	72	7-3-0	88	31	57	.5659	54	6	6		
DIV. I NON-CONF.		19-12-0	.6129	78	2-0-0	98	37	68	.5565	67	5	5		
<hr/>														
TOTALS	RPI 1-25	RPI 26-50		W-L RECORDS		RPI 51-100		RPI 101-150		RPI 150+				
29-17-0	2-7-0	5-6-0		OVERALL		6-3-0		4-0-0		12-1-0				
11-0-0	0-0-0	3-0-0		HOME		3-0-0		1-0-0		4-0-0				
7-8-0	0-2-0	1-3-0		AWAY		3-3-0		2-0-0		1-0-0				
11-9-0	2-5-0	1-3-0		NEUTRAL		0-0-0		1-0-0		7-1-0				
19-12-0	2-7-0	1-4-0		NON-CONFERENCE		0-0-0		4-0-0		12-1-0				
5-0-0	0-0-0	0-0-0		HOME		0-0-0		1-0-0		4-0-0				
3-3-0	0-2-0	0-0-		AWAY		0-0-0		2-0-0		1-0-0				
11-9-0	2-5-0	1-3-0		NEUTRAL		0-0-0		1-0-0		7-1-0				
10-5-0	0-0-0	4-2-0		CONFERENCE		6-3-0		0-0-0		0-0-0				
6-0-0	0-0-0	3-0-0		HOME		3-0-0		0-0-0		0-0-0				
4-5-0	0-0-0	1-2-0		AWAY		3-3-0		0-0-0		0-0-0				
0-0-0	0-0-0	0-0-0		NEUTRAL		0-0-0		0-0-0		0-0-0				
RPI	S	Opponent	Score		RPI	S	Opponent	Score		RPI	S	Opponent	Score	
7	N	Texas	0	3	29	N	Georgia Tech	5	6	62	H	Illinois	4	1
8	N	Oregon	2	4	31	A	Oklahoma St.	0	2	62	H	Illinois	11	0
9	N	Arizona	11	10	40	N	Houston	2	0	62	H	Illinois	5	1
11	A	Texas A&M	0	6	42	N	Texas St.	1	5	74	A	Ohio St.	3	2
11	A	Texas A&M	1	4	42	N	Texas St.	1	2	74	A	Ohio St.	11	2
13	N	Washington	0	4	48	H	Northwestern	9	6	74	A	Ohio St.	0	4
13	N	Washington	3	6	48	H	Northwestern	8	1	93	A	Iowa	4	6
14	N	Missouri	6	4	48	H	Northwestern	7	6	93	A	Iowa	7	4
22	N	Oregon St.	3	11	49	A	Minnesota	7	13	93	A	Iowa	6	7
					49	A	Minnesota	5	8					
					49	A	Minnesota	5	4					
<hr/>														
LAST 10 GAMES														
					74	A	Ohio St.	0	4	93	A	Iowa	6	7
					74	A	Ohio St.	3	2	93	A	Iowa	7	4
					74	A	Ohio St.	11	2	130	H	Creighton	3	0
					225	A	Neb. Omaha	1	0	62	H	Illinois	4	1
					93	A	Iowa	4	6	62	H	Illinois	5	1

Non-Div. I Games:

Nebraska

Average RPI Win: 133		WON-LOST	WINNING	LAST 10	STRENGTH OF		OPP. STRENGTH	TEAM	ADJ	CONF.	ADJ CONF.
Average RPI Loss: 50		RECORD	PCT. RANK	GAMES	SCHEDULE		OF SCHEDULE	RPI	RPI	RPI	RPI
DIV. I ONLY		25-22-0	.53191	120	29		53	52	.56463	55	5
DIV. I NON-CONF.		17-11-0	.60714	81	47		65	58	.56377	60	6
TOTALS		RPI 1-25	RPI 26-50		W-L RECORDS		RPI 51-100		RPI 101-150		RPI 150+
25-22-0		0-12-0	2-3-0		OVERALL		8-3-0		5-2-0		10-2-0
6-6-0		0-3-0	0-0-0		HOME		2-1-0		1-1-0		3-1-0
6-10-0		0-6-0	1-2-0		AWAY		1-0-0		1-1-0		3-1-0
13-6-0		0-3-0	1-1-0		NEUTRAL		5-2-0		3-0-0		4-0-0
17-11-0		0-4-0	1-1-0		NON-CONFERENCE		6-2-0		5-2-0		5-2-0
2-2-0		0-0-0	0-0-0		HOME		0-0-0		1-1-0		1-1-0
2-3-0		0-1-0	0-0-		AWAY		1-0-0		1-1-0		0-1-0
13-6-0		0-3-0	1-1-0		NEUTRAL		5-2-0		3-0-0		4-0-0
8-11-0		0-8-0	1-2-0		CONFERENCE		2-1-0		0-0-0		5-0-0
4-4-0		0-3-0	0-0-0		HOME		2-1-0		0-0-0		2-0-0
4-7-0		0-5-0	1-2-0		AWAY		0-0-0		0-0-0		3-0-0
0-0-0		0-0-0	0-0-0		NEUTRAL		0-0-0		0-0-0		0-0-0
RPI S	Opponent	Score	RPI S	Opponent	Score	RPI S	Opponent	Score	RPI S	Opponent	Score
7 A	Texas	2 7	26 A	DePaul	1 2	62 N	Illinois	2 1	101 A	Penn St.	7 2
8 N	Oregon	2 3	26 A	DePaul	6 3	62 N	Illinois	0 1	101 A	Penn St.	0 4
10 A	Louisville	3 4	26 A	DePaul	0 1	68 N	Illinois St.	8 0	109 H	Kent St.	5 8
10 A	Louisville	1 2	32 N	Virginia Tech	0 1	72 H	Connecticut	6 0	109 H	Kent St.	6 0
10 A	Louisville	1 3	50 N	Hofstra	6 1	72 H	Connecticut	5 10	109 N	Kent St.	5 2
15 N	UCLA	3 5				72 H	Connecticut	1 0	150 N	Lehigh	4 2
19 H	South Fla.	0 5				74 N	Ohio St.	4 0	150 N	Lehigh	6 5
19 H	South Fla.	0 4				85 N	Fordham	4 5	169 N	Eastern Ky.	3 1
19 H	South Fla.	2 3				85 N	Fordham	1 0	170 N	Utah St.	8 0
22 N	Oregon St.	2 3				91 N	UNLV	3 2	182 A	James Madison	1 2
25 A	Syracuse	1 4				97 A	North Carolina St.	5 2	202 H	Georgetown	2 1
25 A	Syracuse	0 8							202 H	Georgetown	11 0
									211 A	Providence	2 1
									211 A	Providence	5 4
									211 A	Providence	6 2
									213 H	Saint Francis (PA)	3 0
									213 H	Saint Francis (PA)	2 3
									216 N	George Washington	9 7
									216 N	George Washington	8 5
			LAST 10 GAMES								
			72 H	Connecticut	1 0	26 A	DePaul	0 1			
			72 H	Connecticut	6 0	26 A	DePaul	6 3			
			72 H	Connecticut	5 10	26 A	DePaul	1 2			
			25 A	Syracuse	1 4	202 H	Georgetown	11 0			
			25 A	Syracuse	0 8	202 H	Georgetown	2 1			

Non-Div. I Games:

Pittsburgh

Average RPI Win:		150	WON-LOST RECORD		WINNING PCT. RANK		LAST 10 GAMES		STRENGTH OF SCHEDULE		OPP. STRENGTH OF SCHEDULE		TEAM RPI		ADJ RPI		CONF. RPI		ADJ CONF. RPI	
DIV. I ONLY			31-16-0		.65957 54		6-4-0		75		93		50		.56378 56		15		15	
DIV. I NON-CONF.			15-14-0		.51724 125		1-3-0		31		54		71		.5483 73		15		15	
TOTALS		RPI 1-25		RPI 26-50		W-L RECORDS		RPI 51-100		RPI 101-150		RPI 150+								
31-16-0		0-4-0		1-3-0		OVERALL		8-7-0		6-1-0		16-1-0								
15-5-0		0-0-0		1-0-0		HOME		5-5-0		4-0-0		5-0-0								
13-8-0		0-4-0		0-2-0		AWAY		3-0-0		2-1-0		8-1-0								
3-3-0		0-0-0		0-1-0		NEUTRAL		0-2-0		0-0-0		3-0-0								
15-14-0		0-4-0		1-3-0		NON-CONFERENCE		6-6-0		3-1-0		5-0-0								
7-4-0		0-0-0		1-0-0		HOME		3-4-0		1-0-0		2-0-0								
5-7-0		0-4-0		0-0-		AWAY		3-0-0		2-1-0		0-0-0								
3-3-0		0-0-0		0-1-0		NEUTRAL		0-2-0		0-0-0		3-0-0								
16-2-0		0-0-0		0-0-0		CONFERENCE		2-1-0		3-0-0		11-1-0								
8-1-0		0-0-0		0-0-0		HOME		2-1-0		3-0-0		3-0-0								
8-1-0		0-0-0		0-0-0		AWAY		0-0-0		0-0-0		8-1-0								
0-0-0		0-0-0		0-0-0		NEUTRAL		0-0-0		0-0-0		0-0-0								
RPI	S	Opponent		Score		RPI	S	Opponent		Score		RPI	S	Opponent		Score				
4	A	Tennessee		0	7	29	A	Georgia Tech		0	1	52	H	Radford		4	6			
4	A	Tennessee		0	9	29	A	Georgia Tech		1	5	64	H	Georgia St.		4	1			
16	A	Georgia		0	1	45	H	Kentucky		2	1	64	H	Georgia St.		0	1			
19	A	South Fla.		0	2	47	N	Wisconsin		2	3	65	H	Chattanooga		6	2			
												65	H	Chattanooga		4	9			
												65	H	Chattanooga		2	0			
												80	A	Kennesaw St.		5	1			
												80	A	Kennesaw St.		9	0			
												80	A	Kennesaw St.		10	4			
												81	N	Marshall		1	4			
												81	N	Marshall		1	4			
												82	H	North Florida		1	2			
												82	H	North Florida		3	0			
												82	H	North Florida		1	4			
												99	H	Albany (NY)		6	0			

Non-Div. I Games:

Ga. Southern

Average RPI Win:		147	WON-LOST RECORD		WINNING PCT. RANK		LAST 10 GAMES		STRENGTH OF SCHEDULE		OPP. STRENGTH OF SCHEDULE		TEAM RPI		ADJ RPI		CONF. RPI		ADJ CONF. RPI				
DIV. I ONLY			30-15-0		.66667 48		5-5-0		93		72		54		.56297 57		7		7				
DIV. I NON-CONF.			26-13-0		.66667 53		1-3-0		90		62		55		.56471 57		7		6				
TOTALS		RPI 1-25		RPI 26-50		W-L RECORDS		RPI 51-100		RPI 101-150		RPI 150+											
30-15-0		0-10-0		2-0-0		OVERALL		6-1-0		9-2-0		13-2-0											
11-0-0		0-0-0		1-0-0		HOME		3-0-0		1-0-0		6-0-0											
6-8-0		0-6-0		0-0-0		AWAY		0-0-0		5-2-0		1-0-0											
13-7-0		0-4-0		1-0-0		NEUTRAL		3-1-0		3-0-0		6-2-0											
26-13-0		0-10-0		2-0-0		NON-CONFERENCE		3-1-0		8-0-0		13-2-0											
8-0-0		0-0-0		1-0-0		HOME		0-0-0		1-0-0		6-0-0											
5-6-0		0-6-0		0-0-		AWAY		0-0-0		4-0-0		1-0-0											
13-7-0		0-4-0		1-0-0		NEUTRAL		3-1-0		3-0-0		6-2-0											
4-2-0		0-0-0		0-0-0		CONFERENCE		3-0-0		1-2-0		0-0-0											
3-0-0		0-0-0		0-0-0		HOME		3-0-0		0-0-0		0-0-0											
1-2-0		0-0-0		0-0-0		AWAY		0-0-0		1-2-0		0-0-0											
0-0-0		0-0-0		0-0-0		NEUTRAL		0-0-0		0-0-0		0-0-0											
RPI	S	Opponent		Score		RPI	S	Opponent		Score		RPI	S	Opponent		Score							
3	A	Arizona St.		0	4	27	N	Notre Dame		3	1	86	N	North Dakota St.		7	4						
5	N	Oklahoma		0	9	49	H	Minnesota		2	1	91	H	UNLV		5	4						
6	N	Florida		0	3							91	H	UNLV		3	2						
8	A	Oregon		6	14							91	H	UNLV		7	5						
8	A	Oregon		4	6							92	N	UC Santa Barbara		7	1						
8	A	Oregon		1	4							98	N	Loyola Marymount		9	10						
13	N	Washington		4	7							98	N	Loyola Marymount		3	0						
14	A	Missouri		0	8																		
14	A	Missouri		0	8																		
15	N	UCLA		1	4																		
LAST 10 GAMES						LAST 10 GAMES						LAST 10 GAMES											
118 A Colorado St.						11	7	91 H UNLV						3	2	212 H Seattle						9	0
118 A Colorado St.						3	5	235 A Idaho St.						7	6	212 H Seattle						8	3
118 A Colorado St.						3	5	8 A Oregon						4	6	235 A Idaho St.						7	6
91 H UNLV						5	4	8 A Oregon						1	4	280 N Howard						16	1
91 H UNLV						7	5	8 A Oregon						6	14	284 N Alcorn St.						4	0

Non-Div. I Games:

Boise St.

Average RPI Win: 136		WON-LOST RECORD		WINNING PCT. RANK		LAST 10 GAMES		STRENGTH OF SCHEDULE		OPP. STRENGTH OF SCHEDULE		TEAM RPI		ADJ RPI		CONF. RPI		ADJ CONF. RPI	
DIV. I ONLY		29-14-0		.67442		46		5-5-0		98		83		56		.56216		58	
DIV. I NON-CONF.		16-8-0		.66667		53		3-1-0		136		94		70		.54994		70	
TOTALS		RPI 1-25		RPI 26-50		W-L RECORDS		RPI 51-100		RPI 101-150		RPI 150+							
29-14-0		1-6-0		2-1-0		OVERALL		8-2-0		10-3-0		8-2-0							
10-3-0		0-1-0		0-1-0		HOME		1-0-0		6-1-0		3-0-0							
11-10-0		1-5-0		2-0-0		AWAY		2-1-0		4-2-0		2-2-0							
8-1-0		0-0-0		0-0-0		NEUTRAL		5-1-0		0-0-0		3-0-0							
16-8-0		1-3-0		1-1-0		NON-CONFERENCE		6-1-0		0-1-0		8-2-0							
4-3-0		0-1-0		0-1-0		HOME		1-0-0		0-1-0		3-0-0							
4-4-0		1-2-0		1-0-		AWAY		0-0-0		0-0-0		2-2-0							
8-1-0		0-0-0		0-0-0		NEUTRAL		5-1-0		0-0-0		3-0-0							
13-6-0		0-3-0		1-0-0		CONFERENCE		2-1-0		10-2-0		0-0-0							
6-0-0		0-0-0		0-0-0		HOME		0-0-0		6-0-0		0-0-0							
7-6-0		0-3-0		1-0-0		AWAY		2-1-0		4-2-0		0-0-0							
0-0-0		0-0-0		0-0-0		NEUTRAL		0-0-0		0-0-0		0-0-0							
RPI	S	Opponent		Score		RPI	S	Opponent		Score		RPI	S	Opponent		Score			
2	H	Alabama		1	12	34	H	Mississippi St.		2	7	51	N	Purdue		7	5		
12	A	La.-Lafayette		0	1	41	A	UAB		1	0	67	H	Lipscomb		6	1		
12	A	La.-Lafayette		0	3	46	A	Troy		6	3	67	N	Lipscomb		9	2		
12	A	La.-Lafayette		0	2							68	N	Illinois St.		1	2		
17	A	Florida St.		3	1							69	N	Ball St.		3	0		
23	A	LSU		0	1							70	N	Southern Ill.		16	0		
23	A	LSU		4	5							84	A	Western Ky.		4	5		
												84	A	Western Ky.		5	1		
												84	A	Western Ky.		2	1		
												100	N	McNeese St.		3	0		
														La.-Monroe		9	1		
														La.-Monroe		7	2		
														La.-Monroe		2	1		
														Memphis		1	3		
														Georgetown		8	0		
														Samford		3	5		
														Southern Miss.		8	0		
														Southern Miss.		6	0		
														Nicholls St.		8	2		
														Nicholls St.		10	1		
														Southeastern La.		8	9		
														Southeastern La.		16	1		
														Southeastern La.		8	1		
														Alcorn St.		8	0		
				LAST 10 GAMES															
				103	A	North Texas		2	0	224	A	Southern Miss.		8	0	284	N	Alcorn St.	
				103	A	North Texas		3	1	17	A	Florida St.		3	1				
				103	A	North Texas		1	2	12	A	La.-Lafayette		0	3				
				246	A	Southeastern La.		8	9	12	A	La.-Lafayette		0	2				
				224	H	Southern Miss.		6	0	12	A	La.-Lafayette		0	1				

Non-Div. I Games:

South Ala.

Average RPI Win: 121		WON-LOST RECORD		WINNING PCT. RANK		LAST 10 GAMES		STRENGTH OF SCHEDULE		OPP. STRENGTH OF SCHEDULE		TEAM RPI		ADJ RPI		CONF. RPI		ADJ CONF. RPI	
DIV. I ONLY		24-23-0		.51064 130		4-6-0		31		48		59		.56178 59		8		8	
DIV. I NON-CONF.		12-16-0		.42857 168		0-3-0		17		24		82		.54185 83		8		8	
TOTALS		RPI 1-25		RPI 26-50		W-L RECORDS		RPI 51-100		RPI 101-150		RPI 150+							
24-23-0		2-8-0		2-7-0		OVERALL		6-3-0		9-3-0		5-2-0							
16-8-0		1-3-0		1-3-0		HOME		3-0-0		7-1-0		4-1-0							
6-9-0		0-3-0		1-2-0		AWAY		3-2-0		2-1-0		0-1-0							
2-6-0		1-2-0		0-2-0		NEUTRAL		0-1-0		0-1-0		1-0-0							
12-16-0		1-6-0		1-5-0		NON-CONFERENCE		4-2-0		1-1-0		5-2-0							
9-5-0		0-1-0		1-3-0		HOME		3-0-0		1-0-0		4-1-0							
1-5-0		0-3-0		0-0-		AWAY		1-1-0		0-0-0		0-1-0							
2-6-0		1-2-0		0-2-0		NEUTRAL		0-1-0		0-1-0		1-0-0							
12-7-0		1-2-0		1-2-0		CONFERENCE		2-1-0		8-2-0		0-0-0							
7-3-0		1-2-0		0-0-0		HOME		0-0-0		6-1-0		0-0-0							
5-4-0		0-0-0		1-2-0		AWAY		2-1-0		2-1-0		0-0-0							
0-0-0		0-0-0		0-0-0		NEUTRAL		0-0-0		0-0-0		0-0-0							
RPI	S	Opponent		Score		RPI	S	Opponent		Score		RPI	S	Opponent		Score			
1	N	California		1	8	26	H	DePaul		3	7	62	H	Illinois		8	0		
6	A	Florida		0	9	26	H	DePaul		3	2	76	A	Jacksonville		0	7		
6	A	Florida		4	7	30	N	Auburn		1	2	76	A	Jacksonville		6	2		
6	A	Florida		1	7	35	N	Tulsa		1	4	76	H	Jacksonville		3	1		
10	H	Louisville		2	4	36	H	Massachusetts		1	3	83	H	South Carolina		3	1		
12	H	La.-Lafayette		0	6	41	H	UAB		4	6	84	A	Western Ky.		9	6		
12	H	La.-Lafayette		2	1	46	A	Troy		1	6	84	A	Western Ky.		6	7		
12	H	La.-Lafayette		5	10	46	A	Troy		5	6	84	A	Western Ky.		4	1		
20	N	Stanford		0	10	46	A	Troy		6	4	98	N	Loyola Marymount		0	3		
22	N	Oregon St.		4	1														

Non-Div. I Games:

FIU

Average RPI Win:		120	WON-LOST RECORD		WINNING PCT. RANK		LAST 10 GAMES		STRENGTH OF SCHEDULE		OPP. STRENGTH OF SCHEDULE		TEAM RPI		ADJ RPI		CONF. RPI		ADJ CONF. RPI	
DIV. I ONLY			21-23-0		.47727 153		2-8-0		19		43		60		.56148 60		4		4	
DIV. I NON-CONF.			15-11-0		.57692 92		1-1-0		42		72		64		.55778 62		4		4	
TOTALS		RPI 1-25		RPI 26-50		W-L RECORDS		RPI 51-100		RPI 101-150		RPI 150+								
21-23-0		0-10-0		5-3-0		OVERALL		3-7-0		7-3-0		6-0-0								
5-7-0		0-6-0		0-0-0		HOME		1-1-0		1-0-0		3-0-0								
9-7-0		0-0-0		4-2-0		AWAY		1-3-0		4-2-0		0-0-0								
7-9-0		0-4-0		1-1-0		NEUTRAL		1-3-0		2-1-0		3-0-0								
15-11-0		0-4-0		1-1-0		NON-CONFERENCE		3-4-0		5-2-0		6-0-0								
5-1-0		0-0-0		0-0-0		HOME		1-1-0		1-0-0		3-0-0								
3-1-0		0-0-0		0-0-		AWAY		1-0-0		2-1-0		0-0-0								
7-9-0		0-4-0		1-1-0		NEUTRAL		1-3-0		2-1-0		3-0-0								
6-12-0		0-6-0		4-2-0		CONFERENCE		0-3-0		2-1-0		0-0-0								
0-6-0		0-6-0		0-0-0		HOME		0-0-0		0-0-0		0-0-0								
6-6-0		0-0-0		4-2-0		AWAY		0-3-0		2-1-0		0-0-0								
0-0-0		0-0-0		0-0-0		NEUTRAL		0-0-0		0-0-0		0-0-0								
RPI	S	Opponent		Score		RPI	S	Opponent		Score		RPI	S	Opponent		Score				
5	N	Oklahoma		1	9	28	N	Michigan		1	7	52	H	Radford		13	1			
8	N	Oregon		2	6	29	A	Georgia Tech		3	1	52	H	Radford		5	1			
10	N	Louisville		1	2	29	A	Georgia Tech		3	1	61	N	Fresno St.		4	10			
17	H	Florida St.		0	2	29	A	Georgia Tech		13	2	79	A	Maryland		7	4			
17	H	Florida St.		1	3	32	A	Virginia Tech		2	4	79	A	Maryland		2	0			
17	H	Florida St.		0	5	32	A	Virginia Tech		3	4	79	A	Maryland		0	3			
24	H	North Carolina		0	2	32	A	Virginia Tech		1	0	85	N	Fordham		5	11			
24	H	North Carolina		2	3	50	N	Hofstra		7	2	85	N	Fordham		7	6			
24	H	North Carolina		6	7							90	A	East Carolina		9	2			
25	N	Syracuse		1	3							93	N	Iowa		4	1			
														St. John's (NY)		3	1			
														Saint Joseph's		8	3			
														Saint Joseph's		14	0			
														Drexel		5	2			
														Drexel		13	2			
														Colgate		7	2			
														Canisius						
LAST 10 GAMES																				
						32	A	Virginia Tech		3	4	79	A	Maryland		1	3			
						32	A	Virginia Tech		2	4	52	H	Radford		1	12			
						32	A	Virginia Tech		1	0	52	H	Radford		7	1			
						79	A	Maryland		0	8	24	H	North Carolina		6	7			
						79	A	Maryland		5	6	24	H	North Carolina		0	2			

Non-Div. I Games:

Virginia

Average RPI Win: 123		WON-LOST	WINNING	LAST 10	STRENGTH OF		OPP. STRENGTH	TEAM	ADJ	CONF.	ADJ CONF.			
Average RPI Loss: 80		RECORD	PCT. RANK	GAMES	SCHEDULE		OF SCHEDULE	RPI	RPI	RPI	RPI			
DIV. I ONLY		31-17-0	.64583	61	7-3-0		106	49	64	.56117	61	9	9	
DIV. I NON-CONF.		20-15-0	.57143	95	0-2-0		89	36	80	.54839	71	9	9	
TOTALS		RPI 1-25	RPI 26-50		W-L RECORDS		RPI 51-100		RPI 101-150		RPI 150+			
31-17-0		1-5-0	3-1-0		OVERALL		8-5-0		7-4-0		12-2-0			
22-7-0		0-2-0	2-0-0		HOME		6-2-0		3-2-0		11-1-0			
3-2-0		0-0-0	0-0-0		AWAY		1-1-0		2-1-0		0-0-0			
6-8-0		1-3-0	1-1-0		NEUTRAL		1-2-0		2-1-0		1-1-0			
20-15-0		1-5-0	1-1-0		NON-CONFERENCE		7-4-0		2-3-0		9-2-0			
14-7-0		0-2-0	0-0-0		HOME		6-2-0		0-2-0		8-1-0			
0-0-0		0-0-0	0-0-		AWAY		0-0-0		0-0-0		0-0-0			
6-8-0		1-3-0	1-1-0		NEUTRAL		1-2-0		2-1-0		1-1-0			
11-2-0		0-0-0	2-0-0		CONFERENCE		1-1-0		5-1-0		3-0-0			
8-0-0		0-0-0	2-0-0		HOME		0-0-0		3-0-0		3-0-0			
3-2-0		0-0-0	0-0-0		AWAY		1-1-0		2-1-0		0-0-0			
0-0-0		0-0-0	0-0-0		NEUTRAL		0-0-0		0-0-0		0-0-0			
RPI	S	Opponent	Score		RPI	S	Opponent	Score		RPI	S	Opponent	Score	
1	H	California	5	8	26	N	DePaul	0	4	51	H	Purdue	5	2
3	N	Arizona St.	0	4	37	H	BYU	10	9	51	H	Purdue	6	1
8	H	Oregon	4	5	37	H	BYU	3	1	60	N	Virginia	1	0
9	N	Arizona	0	9	38	N	San Diego St.	4	1	72	H	Connecticut	6	1
12	N	La.-Lafayette	1	9						72	H	Connecticut	8	3
15	N	UCLA	6	3						74	N	Ohio St.	0	3
										86	H	North Dakota St.	1	0
										88	A	San Jose St.	1	0
										88	A	San Jose St.	1	2
										91	H	UNLV	5	8
										91	H	UNLV	2	12
										92	H	UC Santa Barbara	2	1
										93	N	Iowa	1	7

Non-Div. I Games:

Fresno St.

Average RPI Win:		94	WON-LOST RECORD		WINNING PCT. RANK	LAST 10 GAMES	STRENGTH OF SCHEDULE		OPP. STRENGTH OF SCHEDULE	TEAM RPI	ADJ RPI	CONF. RPI	ADJ CONF. RPI				
Average RPI Loss:		62															
DIV. I ONLY			21-21-0		.5	134	5-4-0		35	44	67	.56113	62	6	6		
DIV. I NON-CONF.			15-11-0		.57692	92	2-0-0		27	25	52	.57513	50	5	5		
TOTALS		RPI 1-25		RPI 26-50		W-L RECORDS		RPI 51-100		RPI 101-150		RPI 150+					
21-21-0		0-3-0		8-5-0		OVERALL		5-11-0		3-1-0		5-1-0					
7-5-0		0-0-0		3-3-0		HOME		2-2-0		1-0-0		1-0-0					
2-7-0		0-0-0		0-0-0		AWAY		1-7-0		0-0-0		1-0-0					
12-9-0		0-3-0		5-2-0		NEUTRAL		2-2-0		2-1-0		3-1-0					
15-11-0		0-3-0		5-2-0		NON-CONFERENCE		3-4-0		3-1-0		4-1-0					
2-1-0		0-0-0		0-0-0		HOME		0-1-0		1-0-0		1-0-0					
2-1-0		0-0-0		0-0-		AWAY		1-1-0		0-0-0		1-0-0					
11-9-0		0-3-0		5-2-0		NEUTRAL		2-2-0		2-1-0		2-1-0					
6-10-0		0-0-0		3-3-0		CONFERENCE		2-7-0		0-0-0		1-0-0					
5-4-0		0-0-0		3-3-0		HOME		2-1-0		0-0-0		0-0-0					
0-6-0		0-0-0		0-0-0		AWAY		0-6-0		0-0-0		0-0-0					
1-0-0		0-0-0		0-0-0		NEUTRAL		0-0-0		0-0-0		1-0-0					
RPI	S	Opponent		Score		RPI	S	Opponent		Score		RPI	S	Opponent		Score	
4	N	Tennessee		7	10	36	N	Massachusetts		1	4	51	H	Purdue		8	6
10	N	Louisville		3	8	36	N	Massachusetts		7	2	51	H	Purdue		2	4
19	N	South Fla.		0	8	36	N	Massachusetts		4	2	51	H	Purdue		3	1
						39	N	Boston U.		1	8	54	A	Nebraska		0	11
						39	N	Boston U.		5	4	54	A	Nebraska		1	4
						41	N	UAB		1	0	54	A	Nebraska		1	5
						47	H	Wisconsin		0	8	55	N	Pittsburgh		1	0
						47	H	Wisconsin		7	10	55	N	Pittsburgh		1	2
						47	H	Wisconsin		8	7	59	A	FIU		0	8
						49	H	Minnesota		4	14	65	N	Chattanooga		4	0
						49	H	Minnesota		4	3	68	H	Illinois St.		0	1
						49	H	Minnesota		2	0	79	N	Maryland		0	5
						50	N	Hofstra		2	0	91	A	UNLV		3	2
												93	A	Iowa		0	1
												93	A	Iowa		1	5
												93	A	Iowa		1	9
LAST 10 GAMES																	
						51	H	Purdue		8	6	47	H	Wisconsin		8	7
						51	H	Purdue		2	4	47	H	Wisconsin		0	8
						51	H	Purdue		3	1	162	A	Eastern Ill.		4	1
						124	H	Western Ill.		5	1	54	A	Nebraska		1	4
						47	H	Wisconsin		7	10	54	A	Nebraska		1	5

Non-Div. I Games:

Illinois

Average RPI Win: 145		WON-LOST	WINNING	LAST 10	STRENGTH OF		OPP. STRENGTH	TEAM	ADJ	CONF.	ADJ CONF.
Average RPI Loss: 43		RECORD	PCT. RANK	GAMES	SCHEDULE		OF SCHEDULE	RPI	RPI	RPI	RPI
DIV. I ONLY		24-21-0	.53333	118	6-4-0		45	42	65	.55937	63
DIV. I NON-CONF.		19-4-0	.82609	21	3-0-0		113	181	31	.58775	34
TOTALS		RPI 1-25	RPI 26-50		W-L RECORDS		RPI 51-100		RPI 101-150		RPI 150+
24-21-0		1-10-0	5-6-0		OVERALL		2-4-0		2-0-0		14-1-0
14-11-0		1-6-0	1-3-0		HOME		0-2-0		2-0-0		10-0-0
5-9-0		0-4-0	3-3-0		AWAY		1-2-0		0-0-0		1-0-0
5-1-0		0-0-0	1-0-0		NEUTRAL		1-0-0		0-0-0		3-1-0
19-4-0		0-2-0	2-1-0		NON-CONFERENCE		1-0-0		2-0-0		14-1-0
12-2-0		0-1-0	0-1-0		HOME		0-0-0		2-0-0		10-0-0
2-1-0		0-1-0	1-0-		AWAY		0-0-0		0-0-0		1-0-0
5-1-0		0-0-0	1-0-0		NEUTRAL		1-0-0		0-0-0		3-1-0
5-17-0		1-8-0	3-5-0		CONFERENCE		1-4-0		0-0-0		0-0-0
2-9-0		1-5-0	1-2-0		HOME		0-2-0		0-0-0		0-0-0
3-8-0		0-3-0	2-3-0		AWAY		1-2-0		0-0-0		0-0-0
0-0-0		0-0-0	0-0-0		NEUTRAL		0-0-0		0-0-0		0-0-0
RPI S	Opponent	Score	RPI S	Opponent	Score	RPI S	Opponent	Score	RPI S	Opponent	Score
4 H	Tennessee	0 2	30 A	Auburn	5 1	83 A	South Carolina	2 7	113 H	UT Martin	6 4
4 H	Tennessee	4 1	30 A	Auburn	1 5	83 A	South Carolina	7 8	113 H	UT Martin	4 2
4 H	Tennessee	0 8	30 A	Auburn	2 3	83 A	South Carolina	5 4	163 H	UMKC	2 0
6 H	Florida	0 6	33 A	Baylor	5 1	93 N	Iowa	10 2	164 H	Drake	5 4
6 H	Florida	0 5	34 H	Mississippi St.	1 2	94 H	Ole Miss	0 13	164 H	Drake	8 6
6 H	Florida	2 3	34 H	Mississippi St.	2 7	94 H	Ole Miss	6 7	164 N	Drake	4 1
14 H	Missouri	0 4	34 H	Mississippi St.	13 2				178 H	Butler	6 5
19 A	South Fla.	6 7	35 H	Tulsa	0 6				178 H	Butler	3 1
23 A	LSU	0 1	45 A	Kentucky	7 9				198 N	Wichita St.	8 0
23 A	LSU	1 9	45 A	Kentucky	7 3				209 N	Texas-Arlington	1 4
23 A	LSU	2 3	47 N	Wisconsin	5 1				214 A	Belmont	16 3
LAST 10 GAMES									227 H	Northwestern St.	6 0
			30 A	Auburn	5 1	113 H	UT Martin	4 2	227 H	Northwestern St.	10 7
			30 A	Auburn	1 5	45 A	Kentucky	7 9	244 H	IUPUI	3 1
			30 A	Auburn	2 3	45 A	Kentucky	7 3	249 H	Jackson St.	5 4
			163 H	UMKC	2 0	34 H	Mississippi St.	13 2	249 N	Jackson St.	4 3
			113 H	UT Martin	6 4	34 H	Mississippi St.	1 2	255 H	Tennessee St.	7 0

Non-Div. I Games:

Arkansas

Average RPI Win: 176		WON-LOST RECORD		WINNING PCT. RANK		LAST 10 GAMES		STRENGTH OF SCHEDULE		OPP. STRENGTH OF SCHEDULE		TEAM RPI		ADJ RPI		CONF. RPI		ADJ CONF. RPI					
DIV. I ONLY		33-13-0		.71739 31		8-2-0		134		150		63		.55652 64		25		25					
DIV. I NON-CONF.		23-9-0		.71875 42		1-1-0		100		108		51		.57506 51		23		23					
TOTALS		RPI 1-25		RPI 26-50		W-L RECORDS		RPI 51-100		RPI 101-150		RPI 150+											
33-13-0		1-1-0		1-5-0		OVERALL		3-3-0		6-2-0		22-2-0											
13-6-0		0-0-0		1-4-0		HOME		1-0-0		2-2-0		9-0-0											
12-5-0		1-1-0		0-1-0		AWAY		2-2-0		2-0-0		7-1-0											
8-2-0		0-0-0		0-0-0		NEUTRAL		0-1-0		2-0-0		6-1-0											
23-9-0		1-1-0		1-2-0		NON-CONFERENCE		3-3-0		6-2-0		12-1-0											
7-3-0		0-0-0		1-1-0		HOME		1-0-0		2-2-0		3-0-0											
8-4-0		1-1-0		0-0-		AWAY		2-2-0		2-0-0		3-0-0											
8-2-0		0-0-0		0-0-0		NEUTRAL		0-1-0		2-0-0		6-1-0											
10-4-0		0-0-0		0-3-0		CONFERENCE		0-0-0		0-0-0		10-1-0											
6-3-0		0-0-0		0-3-0		HOME		0-0-0		0-0-0		6-0-0											
4-1-0		0-0-0		0-0-0		AWAY		0-0-0		0-0-0		4-1-0											
0-0-0		0-0-0		0-0-0		NEUTRAL		0-0-0		0-0-0		0-0-0											
RPI	S	Opponent		Score		RPI	S	Opponent		Score		RPI	S	Opponent		Score		RPI	S	Opponent		Score	
2	A	Alabama		5	1	29	A	Georgia Tech		2	3	56	A	Ga. Southern		1	0	108	H	Longwood		3	2
16	A	Georgia		0	6	29	H	Georgia Tech		2	1	56	A	Ga. Southern		1	4	108	H	Longwood		7	11
						30	H	Auburn		1	9	65	H	Chattanooga		5	1	119	H	Mercer		2	1
						50	H	Hofstra		1	4	80	A	Kennesaw St.		1	3	119	H	Mercer		2	3
						50	H	Hofstra		0	16	80	A	Kennesaw St.		3	1	125	N	Robert Morris		5	0
						50	H	Hofstra		6	8	84	N	Western Ky.		2	3	127	A	Jacksonville St.		4	2
																		127	A	Jacksonville St.		5	3
																		138	N	Central Ark.		4	3
																		156	N	Tennessee Tech		8	7
																		162	H	Eastern Ill.		7	0
																		169	N	Eastern Ky.		2	5
																		181	N	Campbell		9	6
																		192	A	Western Caro.		7	5
																		197	A	Furman		7	2
																		197	A	Furman		2	0
																		197	N	Furman		2	0
																		201	H	East Tenn. St.		11	2
																		221	H	Drexel		8	0
																		221	H	Drexel		3	2
																		221	H	Drexel		6	1
																		229	H	Towson		8	1
																		229	H	Towson		4	0
																		229	H	Towson		4	0
																		230	N	Rhode Island		4	0
																		236	N	Morehead St.		5	3
																		243	A	Delaware		1	3
																		243	A	Delaware		7	0
LAST 10 GAMES																							
						243	A	Delaware		7	0	221	H	Drexel		3	2						
						243	A	Delaware		1	3	29	A	Georgia Tech		2	3						
						2	A	Alabama		5	1	264	A	UNC Wilmington		4	1						
						221	H	Drexel		6	1	264	A	UNC Wilmington		8	0						
						221	H	Drexel		8	0	264	A	UNC Wilmington		6	0						

Non-Div. I Games:

Georgia St.

RPI	S	Opponent	Score	
244	H	IUPUI	1	0
246	N	Southeastern La.	12	0
264	A	UNC Wilmington	8	0
264	A	UNC Wilmington	6	0
264	A	UNC Wilmington	4	1

Georgia St.

G
e
o
r
g
i
a
S
t
.

G
e
o
r
g
i
a
S
t
.

Average RPI Win:	152	WON-LOST RECORD	WINNING PCT. RANK	LAST 10 GAMES	STRENGTH OF SCHEDULE	OPP. STRENGTH OF SCHEDULE	TEAM RPI	ADJ RPI	CONF. RPI	ADJ CONF. RPI				
DIV. I ONLY		24-16-0	.6	83	2-8-0	96	38	71	.55471	66	7	7		
DIV. I NON-CONF.		24-13-0	.64865	62	2-5-0	104	34	61	.56521	56	7	6		
<hr/>														
TOTALS	RPI 1-25	RPI 26-50		W-L RECORDS		RPI 51-100		RPI 101-150		RPI 150+				
24-16-0	3-7-0	2-4-0		OVERALL		0-2-0		4-2-0		15-1-0				
8-6-0	0-0-0	0-3-0		HOME		0-2-0		2-1-0		6-0-0				
2-8-0	0-7-0	0-0-0		AWAY		0-0-0		0-1-0		2-0-0				
14-2-0	3-0-0	2-1-0		NEUTRAL		0-0-0		2-0-0		7-1-0				
24-13-0	3-7-0	2-1-0		NON-CONFERENCE		0-2-0		4-2-0		15-1-0				
8-3-0	0-0-0	0-0-0		HOME		0-2-0		2-1-0		6-0-0				
2-8-0	0-7-0	0-0-		AWAY		0-0-0		0-1-0		2-0-0				
14-2-0	3-0-0	2-1-0		NEUTRAL		0-0-0		2-0-0		7-1-0				
0-3-0	0-0-0	0-3-0		CONFERENCE		0-0-0		0-0-0		0-0-0				
0-3-0	0-0-0	0-3-0		HOME		0-0-0		0-0-0		0-0-0				
0-0-0	0-0-0	0-0-0		AWAY		0-0-0		0-0-0		0-0-0				
0-0-0	0-0-0	0-0-0		NEUTRAL		0-0-0		0-0-0		0-0-0				
RPI	S	Opponent	Score		RPI	S	Opponent	Score		RPI	S	Opponent	Score	
7	A	Texas	0	5	35	N	Tulsa	1	2	51	H	Purdue	6	10
7	A	Texas	1	2	38	H	San Diego St.	0	7	71	H	Utah	1	6
7	A	Texas	3	7	38	H	San Diego St.	3	8			New Mexico St.	6	8
8	N	Oregon	7	6	38	H	San Diego St.	6	12			New Mexico St.	1	9
9	A	Arizona	1	8	42	N	Texas St.	5	3			Western Mich.	5	4
9	A	Arizona	0	5	48	N	Northwestern	13	5			UC Davis	7	5
11	N	Texas A&M	15	3								Central Ark.	5	3
21	A	Texas Tech	4	9								Central Ark.	10	8
21	A	Texas Tech	5	8								UTSA	8	0
22	N	Oregon St.	10	6								Cal Poly	2	4
												Cal St. Fullerton	5	4
												Cal St. Northridge	5	1
												Cal St. Northridge	12	10
												Weber St.	13	5
												Weber St.	12	1
												Northern Colo.	11	3
												Bryant	15	1
												CSU Bakersfield	18	11
												CSU Bakersfield	8	0
												Seattle	6	5
												Seattle	8	5
												North Dakota	13	8
												North Dakota	8	0
												Idaho St.	9	8
					LAST 10 GAMES									
					38	H	San Diego St.	0	7	107	H	New Mexico St.	1	9
					38	H	San Diego St.	6	12	183	A	Cal St. Northridge	12	10
					38	H	San Diego St.	3	8	183	A	Cal St. Northridge	5	1
					9	A	Arizona	0	5	7	A	Texas	0	5
					9	A	Arizona	1	8	35	N	Tulsa	1	2

Non-Div. I Games:

New Mexico

Average RPI Win: 143		WON-LOST	WINNING	LAST 10	STRENGTH OF		OPP. STRENGTH	TEAM	ADJ		CONF.	ADJ CONF.					
Average RPI Loss: 77		RECORD	PCT. RANK	GAMES	SCHEDULE		OF SCHEDULE	RPI	RPI		RPI	RPI					
DIV. I ONLY		30-14-0	.68182	41	7-3-0		121	88	62	.55437	67	11	11				
DIV. I NON-CONF.		22-8-0	.73333	38	2-0-0		145	100	57	.56416	59	11	11				
<hr/>																	
TOTALS		RPI 1-25		RPI 26-50		W-L RECORDS		RPI 51-100		RPI 101-150		RPI 150+					
30-14-0		0-1-0		1-1-0		OVERALL		9-9-0		8-3-0		12-0-0					
11-4-0		0-0-0		0-0-0		HOME		4-2-0		1-2-0		6-0-0					
10-4-0		0-0-0		0-0-0		AWAY		3-4-0		2-0-0		5-0-0					
9-6-0		0-1-0		1-1-0		NEUTRAL		2-3-0		5-1-0		1-0-0					
<hr/>																	
22-8-0		0-1-0		1-1-0		NON-CONFERENCE		5-5-0		6-1-0		10-0-0					
10-1-0		0-0-0		0-0-0		HOME		3-1-0		1-0-0		6-0-0					
3-1-0		0-0-0		0-0-		AWAY		0-1-0		0-0-0		3-0-0					
9-6-0		0-1-0		1-1-0		NEUTRAL		2-3-0		5-1-0		1-0-0					
<hr/>																	
8-6-0		0-0-0		0-0-0		CONFERENCE		4-4-0		2-2-0		2-0-0					
1-3-0		0-0-0		0-0-0		HOME		1-1-0		0-2-0		0-0-0					
7-3-0		0-0-0		0-0-0		AWAY		3-3-0		2-0-0		2-0-0					
0-0-0		0-0-0		0-0-0		NEUTRAL		0-0-0		0-0-0		0-0-0					
<hr/>																	
RPI	S	Opponent		Score		RPI	S	Opponent		Score		RPI	S	Opponent		Score	
2	N	Alabama		4	15	32	N	Virginia Tech		2	0	58	A	South Ala.		1	6
						34	N	Mississippi St.		1	3	58	N	South Ala.		2	9
												69	N	Ball St.		0	2
												69	N	Ball St.		3	1
												76	A	Jacksonville		0	1
												76	A	Jacksonville		9	3
												77	H	IPFW		8	0
												77	H	IPFW		2	0
												80	A	Kennesaw St.		1	0
												80	A	Kennesaw St.		1	7
												81	H	Marshall		4	1
												81	H	Marshall		1	2
												82	A	North Florida		5	4
												82	A	North Florida		0	1
												91	N	UNLV		2	1
												91	N	UNLV		3	5
												95	H	Fla. Gulf Coast		0	1
												95	H	Fla. Gulf Coast		14	5
<hr/>						<hr/>						<hr/>					
						LAST 10 GAMES											
						119	A	Mercer		5	2	214	A	Belmont		1	0
						119	A	Mercer		8	2	231	H	Austin Peay		9	0
						80	A	Kennesaw St.		1	7	231	H	Austin Peay		10	1
						80	A	Kennesaw St.		1	0	123	H	Stetson		3	5
						214	A	Belmont		9	0	123	H	Stetson		0	1
<hr/>														<hr/>			

Non-Div. I Games:

Lipscomb

[illegible]

Non-Div. I Games:

Illinois St.

Average RPI Win:		155	WON-LOST RECORD		WINNING PCT. RANK		LAST 10 GAMES		STRENGTH OF SCHEDULE		OPP. STRENGTH OF SCHEDULE		TEAM RPI		ADJ RPI		CONF. RPI		ADJ CONF. RPI					
DIV. I ONLY			32-12-0		.72727		27		9-1-0		163		100		69		.55189		69		12		12	
DIV. I NON-CONF.			22-10-0		.6875		48		2-1-0		170		104		77		.54433		80		13		13	
TOTALS		RPI 1-25		RPI 26-50				W-L RECORDS				RPI 51-100				RPI 101-150				RPI 150+				
32-12-0		0-1-0		0-2-0				OVERALL				7-4-0				7-2-0				18-3-0				
9-2-0		0-0-0		0-0-0				HOME				1-1-0				4-1-0				4-0-0				
9-2-0		0-0-0		0-1-0				AWAY				4-0-0				1-0-0				4-1-0				
14-8-0		0-1-0		0-1-0				NEUTRAL				2-3-0				2-1-0				10-2-0				
22-10-0		0-1-0		0-2-0				NON-CONFERENCE				5-4-0				4-1-0				13-2-0				
2-1-0		0-0-0		0-0-0				HOME				1-1-0				1-0-0				0-0-0				
6-1-0		0-0-0		0-0-				AWAY				2-0-0				1-0-0				3-0-0				
14-8-0		0-1-0		0-1-0				NEUTRAL				2-3-0				2-1-0				10-2-0				
10-2-0		0-0-0		0-0-0				CONFERENCE				2-0-0				3-1-0				5-1-0				
7-1-0		0-0-0		0-0-0				HOME				0-0-0				3-1-0				4-0-0				
3-1-0		0-0-0		0-0-0				AWAY				2-0-0				0-0-0				1-1-0				
0-0-0		0-0-0		0-0-0				NEUTRAL				0-0-0				0-0-0				0-0-0				
RPI	S	Opponent		Score		RPI	S	Opponent		Score		RPI	S	Opponent		Score		RPI	S	Opponent		Score		
14	N	Missouri		2	3	46	A	Troy		4	7	51	H	Purdue		9	7	105	H	Indiana		12	4	
						46	N	Troy		4	9	51	H	Purdue		6	8	123	A	Stetson		4	1	
												58	N	South Ala.		0	3	126	N	LIU Brooklyn		8	1	
												67	N	Lipscomb		2	0	132	N	Temple		8	0	
												67	N	Lipscomb		1	3	136	H	Central Mich.		4	0	
												78	A	Miami (OH)		13	12	136	H	Central Mich.		9	6	
												78	A	Miami (OH)		9	6	142	H	Ohio		8	5	
												82	A	North Florida		9	3	142	H	Ohio		6	7	
												82	A	North Florida		10	2	144	N	St. John's (NY)		7	8	
												91	N	UNLV		5	1	156	N	Tennessee Tech		1	2	
												91	N	UNLV		0	3	157	N	Loyola Chicago		9	2	
																		157	N	Loyola Chicago		4	5	
																		158	H	Eastern Mich.		9	5	
																		158	H	Eastern Mich.		10	7	
																		165	A	Cal Poly		3	2	
																		165	A	Cal Poly		9	4	
																		167	A	Northern Ill.		5	12	
																		167	A	Northern Ill.		11	10	
																		195	N	Dayton		6	0	
																		195	N	Dayton		6	3	
																		196	A	Wright St.		5	4	
																		201	N	East Tenn. St.		7	2	
																		203	N	Northern Colo.		9	5	
																		203	N	Northern Colo.		9	1	
																		207	H	Akron		7	4	
																		207	H	Akron		11	0	
																		214	N	Belmont		14	3	
LAST 10 GAMES																								
						136	H	Central Mich.		9	6	78	A	Miami (OH)		13	12							
						136	H	Central Mich.		4	0	78	A	Miami (OH)		9	6							
						158	H	Eastern Mich.		9	5	51	H	Purdue		6	8							
						158	H	Eastern Mich.		10	7	51	H	Purdue		9	7							
						105	H	Indiana		12	4	207	H	Akron		11	0							

Non-Div. I Games:

Ball St.

Ball St.

Through Games Of Through April 23, 2012

RPI	S	Opponent	Score	
234	N	Nicholls St.	3	1
251	N	Cleveland St.	3	0
252	N	Niagara	14	0

Ball St.

B
a
l
l
S
t
.

B
a
l
l
S
t
.

[illegible]

Non-Div. I Games:

Southern Ill.

RPI	S	Opponent	Score	
210	H	Indiana St.	2	4
231	N	Austin Peay	8	1
246	N	Southeastern La.	11	3
250	H	Evansville	9	1
250	H	Evansville	2	1

Southern Ill.

S
o
u
t
h
e
r
n
I
l
l
.

S
o
u
t
h
e
r
n
I
l
l
.

Average RPI Win:		182	WON-LOST		WINNING		LAST 10		STRENGTH OF		OPP. STRENGTH		TEAM	ADJ		CONF.	ADJ CONF.							
Average RPI Loss:		29	RECORD		PCT. RANK		GAMES		SCHEDULE		OF SCHEDULE		RPI	RPI		RPI	RPI							
DIV. I ONLY			23-21-0		.52273		122		0-10-0		40		56		68		.55062		71		1		1	
DIV. I NON-CONF.			23-6-0		.7931		25		0-0-0		193		179		62		.55725		63		1		1	
TOTALS		RPI 1-25		RPI 26-50		W-L RECORDS		RPI 51-100		RPI 101-150		RPI 150+												
23-21-0		0-16-0		0-1-0		OVERALL		2-3-0		5-1-0		16-0-0												
3-7-0		0-7-0		0-0-0		HOME		0-0-0		2-0-0		1-0-0												
3-9-0		0-9-0		0-0-0		AWAY		1-0-0		0-0-0		2-0-0												
17-5-0		0-0-0		0-1-0		NEUTRAL		1-3-0		3-1-0		13-0-0												
23-6-0		0-1-0		0-1-0		NON-CONFERENCE		2-3-0		5-1-0		16-0-0												
3-1-0		0-1-0		0-0-0		HOME		0-0-0		2-0-0		1-0-0												
3-0-0		0-0-0		0-0-		AWAY		1-0-0		0-0-0		2-0-0												
17-5-0		0-0-0		0-1-0		NEUTRAL		1-3-0		3-1-0		13-0-0												
0-15-0		0-15-0		0-0-0		CONFERENCE		0-0-0		0-0-0		0-0-0												
0-6-0		0-6-0		0-0-0		HOME		0-0-0		0-0-0		0-0-0												
0-9-0		0-9-0		0-0-0		AWAY		0-0-0		0-0-0		0-0-0												
0-0-0		0-0-0		0-0-0		NEUTRAL		0-0-0		0-0-0		0-0-0												
RPI	S	Opponent		Score		RPI	S	Opponent		Score		RPI	S	Opponent		Score								
1	H	California		0	10	38	N	San Diego St.		2	14	66	A	New Mexico		6	1							
1	H	California		3	12							88	N	San Jose St.		3	1							
1	H	California		3	11							92	N	UC Santa Barbara		5	6							
8	H	Oregon		2	6							95	N	Fla. Gulf Coast		0	2							
8	H	Oregon		1	11							96	N	Stony Brook		0	1							
8	H	Oregon		0	9																			
9	A	Arizona		1	3																			
9	A	Arizona		0	8																			
9	A	Arizona		2	4																			
13	A	Washington		1	3																			
13	A	Washington		1	5																			
13	A	Washington		1	6																			
15	A	UCLA		1	9																			
15	A	UCLA		0	5																			
15	A	UCLA		8	11																			
18	H	Hawaii		3	7																			
						LAST 10 GAMES																		
				1	9	8		H Oregon		0	9	280	N	Howard			5	1						
				8	11	9		A Arizona		2	4													
				0	5	9		A Arizona		1	3													
				1	11	9		A Arizona		0	8													
				2	6	1		H California		3	12													

Non-Div. I Games:

Utah

Average RPI Win:		146	WON-LOST RECORD		WINNING PCT. RANK	LAST 10 GAMES		STRENGTH OF SCHEDULE		OPP. STRENGTH OF SCHEDULE	TEAM RPI	ADJ RPI	CONF. RPI	ADJ CONF. RPI							
DIV. I ONLY			21-20-0		.5122	125	4-6-0		51	62	78	.54814	72	5	5						
DIV. I NON-CONF.			12-12-0		.5	131	1-1-0		106	74	113	.51839	106	6	7						
TOTALS		RPI 1-25		RPI 26-50		W-L RECORDS		RPI 51-100		RPI 101-150		RPI 150+									
21-20-0		1-4-0		3-9-0		OVERALL		1-4-0		4-1-0		12-2-0									
10-3-0		1-2-0		3-1-0		HOME		0-0-0		3-0-0		3-0-0									
7-12-0		0-1-0		0-5-0		AWAY		1-4-0		0-1-0		6-1-0									
4-5-0		0-1-0		0-3-0		NEUTRAL		0-0-0		1-0-0		3-1-0									
12-12-0		0-2-0		2-5-0		NON-CONFERENCE		0-2-0		1-1-0		9-2-0									
5-0-0		0-0-0		2-0-0		HOME		0-0-0		0-0-0		3-0-0									
3-7-0		0-1-0		0-0-		AWAY		0-2-0		0-1-0		3-1-0									
4-5-0		0-1-0		0-3-0		NEUTRAL		0-0-0		1-0-0		3-1-0									
9-8-0		1-2-0		1-4-0		CONFERENCE		1-2-0		3-0-0		3-0-0									
5-3-0		1-2-0		1-1-0		HOME		0-0-0		3-0-0		0-0-0									
4-5-0		0-0-0		0-3-0		AWAY		1-2-0		0-0-0		3-0-0									
0-0-0		0-0-0		0-0-0		NEUTRAL		0-0-0		0-0-0		0-0-0									
RPI	S	Opponent		Score		RPI	S	Opponent		Score		RPI	S	Opponent		Score					
8	N	Oregon		3	9	26	H	DePaul		0	6	55	A	Pittsburgh		10	5				
16	A	Georgia		1	8	26	H	DePaul		5	3	55	A	Pittsburgh		0	6				
19	H	South Fla.		7	3	27	A	Notre Dame		2	7	55	A	Pittsburgh		0	1				
19	H	South Fla.		3	11	27	A	Notre Dame		2	5	61	A	Fresno St.		3	8				
19	H	South Fla.		2	6	27	A	Notre Dame		3	7	61	A	Fresno St.		1	6				
						36	H	Massachusetts		5	3					156	N	Tennessee Tech		7	9
						38	N	San Diego St.		3	8					160	A	Seton Hall		3	1
						39	H	Boston U.		3	0					160	A	Seton Hall		3	1
						43	N	Kansas		0	8					160	A	Seton Hall		6	0
						47	N	Wisconsin		3	5					174	N	Maine		8	2
						50	A	Hofstra		2	8					174	N	Maine		8	0
						50	A	Hofstra		0	8					178	N	Butler		10	8
																185	A	Fairfield		2	6
																204	A	Bryant		6	4
																208	A	CSU Bakersfield		15	0
																208	A	CSU Bakersfield		9	0
																230	H	Rhode Island		10	0
																232	H	Sacred Heart		15	9
																232	H	Sacred Heart		8	4
				LAST 10 GAMES																	
						55	A	Pittsburgh		0	1	230	H	Rhode Island		10	0				
						55	A	Pittsburgh		0	6	19	H	South Fla.		3	11				
						55	A	Pittsburgh		10	5	19	H	South Fla.		7	3				
						26	H	DePaul		5	3	19	H	South Fla.		2	6				
						26	H	DePaul		0	6	120	A	Quinnipiac		4	5				

Non-Div. I Games:

Connecticut

UNI

Average RPI Win: 166		WON-LOST	WINNING	LAST 10	STRENGTH OF	OPP. STRENGTH	TEAM	ADJ	CONF.	ADJ CONF.				
Average RPI Loss: 121		RECORD	PCT. RANK	GAMES	SCHEDULE	OF SCHEDULE	RPI	RPI	RPI	RPI				
DIV. I ONLY		33-12-0	.73333	24	5-3-0	174	157	74	.54616	73	13	14		
DIV. I NON-CONF.		15-10-0	.6	83	0-1-0	116	136	92	.53316	91	14	14		
<hr/>														
TOTALS		RPI 1-25		RPI 26-50		W-L RECORDS		RPI 51-100		RPI 101-150		RPI 150+		
33-12-0		0-1-0		1-0-0		OVERALL		2-3-0		11-5-0		19-3-0		
8-1-0		0-0-0		0-0-0		HOME		0-0-0		2-1-0		6-0-0		
15-5-0		0-1-0		0-0-0		AWAY		0-2-0		7-1-0		8-1-0		
10-6-0		0-0-0		1-0-0		NEUTRAL		2-1-0		2-3-0		5-2-0		
<hr/>														
15-10-0		0-1-0		1-0-0		NON-CONFERENCE		2-3-0		6-4-0		6-2-0		
0-0-0		0-0-0		0-0-0		HOME		0-0-0		0-0-0		0-0-0		
6-4-0		0-1-0		0-0-		AWAY		0-2-0		5-1-0		1-0-0		
9-6-0		0-0-0		1-0-0		NEUTRAL		2-1-0		1-3-0		5-2-0		
<hr/>														
18-2-0		0-0-0		0-0-0		CONFERENCE		0-0-0		5-1-0		13-1-0		
8-1-0		0-0-0		0-0-0		HOME		0-0-0		2-1-0		6-0-0		
9-1-0		0-0-0		0-0-0		AWAY		0-0-0		2-0-0		7-1-0		
1-0-0		0-0-0		0-0-0		NEUTRAL		0-0-0		1-0-0		0-0-0		
<hr/>														
RPI	S	Opponent	Score		RPI	S	Opponent	Score		RPI	S	Opponent	Score	
14	A	Missouri	1	3	39	N	Boston U.	1	0	53	N	Rutgers	4	0
										78	N	Miami (OH)	0	2
										82	A	North Florida	2	3
										82	A	North Florida	4	5
										89	N	Valparaiso	6	0
										112	A	Iowa St.	8	0
										118	A	Colorado St.	13	16
										118	A	Colorado St.	8	2
										123	A	Stetson	8	0
										124	A	Western Ill.	8	0
										124	N	Western Ill.	1	4
										124	N	Western Ill.	5	0
										126	N	LIU Brooklyn	1	5
										128	N	Central Conn. St.	1	2
										129	H	Missouri St.	7	6
										129	H	Missouri St.	0	1
										129	H	Missouri St.	5	1
										129	N	Missouri St.	5	3
										130	A	Creighton	5	4
										130	A	Creighton	15	3
										147	A	Memphis	3	2
										161	A	Bradley	8	1
										161	A	Bradley	3	9
										164	H	Drake	3	2
										164	H	Drake	5	1
										164	H	Drake	11	2
										184	N	St. Mary's (CA)	8	2
										187	N	Weber St.	8	0
										187	N	Weber St.	10	12
										198	A	Wichita St.	6	5
										198	A	Wichita St.	4	2
										198	A	Wichita St.	8	6
<hr/>														
LAST 10 GAMES														
					129	H	Missouri St.	0	1	130	A	Creighton	15	3
					129	H	Missouri St.	5	1	130	A	Creighton	5	4
					129	H	Missouri St.	7	6	14	A	Missouri	1	3
					161	A	Bradley	8	1	164	H	Drake	11	2
					161	A	Bradley	3	9	164	H	Drake	3	2

Non-Div. I Games:

UNI

RPI	S	Opponent	Score	
210	A	Indiana St.	11	1
210	A	Indiana St.	7	0
210	A	Indiana St.	7	5
215	A	Southeast Mo. St.	2	1
222	N	Green Bay	9	1
223	N	North Dakota	4	8
225	N	Neb. Omaha	3	2
247	N	Canisius	8	0
250	H	Evansville	8	0
250	H	Evansville	8	1
250	H	Evansville	1	0

Ohio St.

[illegible]

Non-Div. I Games:

S.C. Upstate

RPI	S	Opponent	Score	
264	H	UNC Wilmington	5	0
265	H	La Salle	4	0
265	H	La Salle	8	0
271	H	George Mason	9	3
276	A	N.C. A&T	8	0
276	A	N.C. A&T	8	0
285	H	N.C. Central	8	0
285	H	N.C. Central	8	2

S
.
C
.
U
p
s
t
a
t
e

S
.
C
.
U
p
s
t
a
t
e

S.C. Upstate

Average RPI Win:		139	WON-LOST RECORD		WINNING PCT. RANK		LAST 10 GAMES		STRENGTH OF SCHEDULE		OPP. STRENGTH OF SCHEDULE		TEAM RPI		ADJ RPI		CONF. RPI		ADJ CONF. RPI	
DIV. I ONLY			28-21-0		.57143 99		7-3-0		76		92		77		.5443 76		11		11	
DIV. I NON-CONF.			19-14-0		.57576 94		1-0-0		64		97		72		.54834 72		11		11	
TOTALS		RPI 1-25		RPI 26-50		W-L RECORDS		RPI 51-100		RPI 101-150		RPI 150+								
28-21-0		0-5-0		2-2-0		OVERALL		7-7-0		5-2-0		14-5-0								
15-7-0		0-0-0		1-1-0		HOME		3-3-0		0-0-0		11-3-0								
7-9-0		0-3-0		1-1-0		AWAY		3-4-0		3-1-0		0-0-0								
6-5-0		0-2-0		0-0-0		NEUTRAL		1-0-0		2-1-0		3-2-0								
19-14-0		0-5-0		2-2-0		NON-CONFERENCE		2-2-0		4-1-0		11-4-0								
10-4-0		0-0-0		1-1-0		HOME		1-1-0		0-0-0		8-2-0								
3-5-0		0-3-0		1-0-		AWAY		0-1-0		2-0-0		0-0-0								
6-5-0		0-2-0		0-0-0		NEUTRAL		1-0-0		2-1-0		3-2-0								
9-7-0		0-0-0		0-0-0		CONFERENCE		5-5-0		1-1-0		3-1-0								
5-3-0		0-0-0		0-0-0		HOME		2-2-0		0-0-0		3-1-0								
4-4-0		0-0-0		0-0-0		AWAY		3-3-0		1-1-0		0-0-0								
0-0-0		0-0-0		0-0-0		NEUTRAL		0-0-0		0-0-0		0-0-0								
RPI	S	Opponent		Score		RPI	S	Opponent		Score		RPI	S	Opponent		Score				
6	A	Florida		2	10	32	H	Virginia Tech		2	7	59	A	FIU		1	3			
17	A	Florida St.		0	6	35	H	Tulsa		1	0	59	H	FIU		7	0			
17	A	Florida St.		1	7	44	A	UCF		1	2	59	H	FIU		2	6			
25	N	Syracuse		0	2	44	A	UCF		3	2	67	H	Lipscomb		3	9			
25	N	Syracuse		1	2							67	H	Lipscomb		1	0			
												75	H	S.C. Upstate		11	0			
												75	H	S.C. Upstate		1	4			
												80	A	Kennesaw St.		6	5			
												80	A	Kennesaw St.		1	2			
												82	A	North Florida		4	2			
												82	A	North Florida		5	1			
												83	N	South Carolina		7	6			
												95	A	Fla. Gulf Coast		2	3			
												95	A	Fla. Gulf Coast		2	3			
														119 A Mercer		3	0			
														119 A Mercer		2	6			
														139 A Fla. Atlantic		5	3			
														139 A Fla. Atlantic		7	1			
														146 N Penn		5	0			
														146 N Penn		9	0			
														148 N Villanova		1	3			
														151 H Delaware St.		4	3			
														151 H Delaware St.		15	0			
														158 H Eastern Mich.		8	0			
														158 H Eastern Mich.		2	0			
														158 N Eastern Mich.		2	6			
														160 N Seton Hall		10	2			
														172 H UNC Greensboro		10	3			
														173 H Saint Louis		0	1			
														173 H Saint Louis		1	2			
														189 H Buffalo		6	2			
														200 H Bethune-Cookman		8	0			
														201 H East Tenn. St.		9	1			
														201 H East Tenn. St.		5	1			
														205 N Ill.-Chicago		6	14			
														205 N Ill.-Chicago		6	0			
														211 N Providence		8	0			
														214 H Belmont		4	2			
														214 H Belmont		3	4			
														219 H Florida A&M		4	0			
														80 A Kennesaw St.		6	5			
				LAST 10 GAMES																
				82	A	North Florida		5	1	201	H	East Tenn. St.		9	1					
				82	A	North Florida		4	2	75	H	S.C. Upstate		11	0					
				95	A	Fla. Gulf Coast		2	3	75	H	S.C. Upstate		1	4					
				95	A	Fla. Gulf Coast		2	3	219	H	Florida A&M		4	0					
				201	H	East Tenn. St.		5	1	80	A	Kennesaw St.		6	5					

Non-Div. I Games:

Jacksonville

Average RPI Win: 178		WON-LOST RECORD	WINNING PCT. RANK	LAST 10 GAMES	STRENGTH OF SCHEDULE	OPP. STRENGTH OF SCHEDULE	TEAM RPI	ADJ RPI	CONF. RPI	ADJ CONF. RPI	
Average RPI Loss: 114											
DIV. I ONLY		35-11-0	.76087 17	8-2-0	191	176	73	.54312 77	21	24	
DIV. I NON-CONF.		23-5-0	.82143 22	4-0-0	186	174	53	.56735 53	22	22	
TOTALS		RPI 1-25	RPI 26-50		W-L RECORDS		RPI 51-100		RPI 101-150		RPI 150+
35-11-0	0-0-0		0-1-0		OVERALL		2-4-0		11-4-0		22-2-0
12-3-0	0-0-0		0-0-0		HOME		0-0-0		5-2-0		7-1-0
15-7-0	0-0-0		0-1-0		AWAY		2-4-0		3-1-0		10-1-0
8-1-0	0-0-0		0-0-0		NEUTRAL		0-0-0		3-1-0		5-0-0
23-5-0	0-0-0		0-1-0		NON-CONFERENCE		1-2-0		7-2-0		15-0-0
5-1-0	0-0-0		0-0-0		HOME		0-0-0		3-1-0		2-0-0
10-3-0	0-0-0		0-0-		AWAY		1-2-0		1-0-0		8-0-0
8-1-0	0-0-0		0-0-0		NEUTRAL		0-0-0		3-1-0		5-0-0
12-6-0	0-0-0		0-0-0		CONFERENCE		1-2-0		4-2-0		7-2-0
7-2-0	0-0-0		0-0-0		HOME		0-0-0		2-1-0		5-1-0
5-4-0	0-0-0		0-0-0		AWAY		1-2-0		2-1-0		2-1-0
0-0-0	0-0-0		0-0-0		NEUTRAL		0-0-0		0-0-0		0-0-0
RPI S	Opponent	Score	RPI S	Opponent	Score	RPI S	Opponent	Score	RPI S	Opponent	Score
			30 A	Auburn	0 2	67 A	Lipscomb	0 2	102 H	Bowling Green	0 3
						67 A	Lipscomb	0 8	102 H	Bowling Green	3 1
						81 A	Marshall	9 2	109 N	Kent St.	6 3
						86 A	North Dakota St.	1 2	109 N	Kent St.	14 4
						86 A	North Dakota St.	0 3	110 H	Western Mich.	4 3
						86 A	North Dakota St.	5 1	110 H	Western Mich.	5 2
									111 A	Coastal Caro.	1 0
									122 H	Southern Utah	12 4
									122 H	Southern Utah	5 3
									122 H	Southern Utah	0 1
									124 A	Western Ill.	12 4
									124 A	Western Ill.	2 7
									124 A	Western Ill.	4 0
									132 N	Temple	1 2
									132 N	Temple	4 0
									156 A	Tennessee Tech	5 2
									156 A	Tennessee Tech	4 0
									158 H	Eastern Mich.	4 3
									158 H	Eastern Mich.	5 0
									163 A	UMKC	2 0
									163 A	UMKC	4 3
									163 A	UMKC	4 5
			LAST 10 GAMES								
			124 A	Western Ill.	4 0	122 H	Southern Utah	5 3	175 N	Appalachian St.	8 4
			124 A	Western Ill.	2 7	122 H	Southern Utah	0 1	178 A	Butler	4 1
			124 A	Western Ill.	12 4	122 H	Southern Utah	12 4	178 A	Butler	3 1
			110 H	Western Mich.	5 2	233 A	Toledo	9 0	232 N	Sacred Heart	4 1
			110 H	Western Mich.	4 3	233 A	Toledo	7 3	232 N	Sacred Heart	10 5

Non-Div. I Games:

IPFW

RPI	S	Opponent	Score	
233	A	Toledo	9	0
233	A	Toledo	7	3
253	H	South Dakota St.	10	0
253	H	South Dakota St.	1	0
253	H	South Dakota St.	8	0
257	A	Detroit	9	1
257	A	Detroit	4	2
266	N	Bucknell	9	1
274	H	Oakland	9	0
274	H	Oakland	6	5
274	H	Oakland	3	7
275	N	Alabama St.	7	0

I
P
F
W

I
P
F
W

RPI	S	Opponent	Score	
207	H	Akron	4	0
215	N	Southeast Mo. St.	6	2
231	N	Austin Peay	7	3
236	A	Morehead St.	5	2
236	A	Morehead St.	7	5
252	H	Niagara	10	0

M
i
a
m
i
(
O
H
)

M
i
a
m
i
(
O
H
)

Miami (OH)

Average RPI Win:		146	WON-LOST RECORD		WINNING PCT. RANK		LAST 10 GAMES		STRENGTH OF SCHEDULE		OPP. STRENGTH OF SCHEDULE		TEAM RPI		ADJ RPI		CONF. RPI		ADJ CONF. RPI				
DIV. I ONLY				27-18-0		.6 83		7-3-0		113		74		83		.54216 79		4		4			
DIV. I NON-CONF.				22-11-0		.66667 53		2-0-0		160		122		81		.54628 77		4		4			
TOTALS		RPI 1-25		RPI 26-50		W-L RECORDS		RPI 51-100		RPI 101-150		RPI 150+											
27-18-0		0-2-0		4-9-0		OVERALL		9-3-0		4-1-0		10-3-0											
14-3-0		0-0-0		0-3-0		HOME		3-0-0		2-0-0		9-0-0											
3-8-0		0-2-0		0-3-0		AWAY		2-3-0		1-0-0		0-0-0											
10-7-0		0-0-0		4-3-0		NEUTRAL		4-0-0		1-1-0		1-3-0											
22-11-0		0-2-0		4-3-0		NON-CONFERENCE		4-2-0		4-1-0		10-3-0											
11-0-0		0-0-0		0-0-0		HOME		0-0-0		2-0-0		9-0-0											
1-4-0		0-2-0		0-0-		AWAY		0-2-0		1-0-0		0-0-0											
10-7-0		0-0-0		4-3-0		NEUTRAL		4-0-0		1-1-0		1-3-0											
5-7-0		0-0-0		0-6-0		CONFERENCE		5-1-0		0-0-0		0-0-0											
3-3-0		0-0-0		0-3-0		HOME		3-0-0		0-0-0		0-0-0											
2-4-0		0-0-0		0-3-0		AWAY		2-1-0		0-0-0		0-0-0											
0-0-0		0-0-0		0-0-0		NEUTRAL		0-0-0		0-0-0		0-0-0											
RPI	S	Opponent		Score		RPI	S	Opponent		Score		RPI	S	Opponent		Score		RPI	S	Opponent		Score	
2	A	Alabama		1	9	28	N	Michigan		7	3	60	H	Virginia		6	5	109	H	Kent St.		5	0
2	A	Alabama		1	19	29	A	Georgia Tech		6	9	60	H	Virginia		8	0	109	H	Kent St.		2	1
						29	A	Georgia Tech		1	6	60	H	Virginia		3	1	126	N	LIU Brooklyn		3	1
						29	A	Georgia Tech		0	5	62	N	Illinois		5	0	139	A	Fla. Atlantic		4	1
						32	H	Virginia Tech		5	7	70	N	Southern Ill.		12	8	144	N	St. John's (NY)		3	11
						32	H	Virginia Tech		1	5	81	N	Marshall		2	1	196	N	Wright St.		0	8
						32	H	Virginia Tech		0	5	81	N	Marshall		10	2	204	N	Bryant		4	6
						36	N	Massachusetts		6	16	95	A	Fla. Gulf Coast		1	9	219	N	Florida A&M		0	9
						36	N	Massachusetts		1	4	95	A	Fla. Gulf Coast		1	3	230	H	Rhode Island		17	7
						39	N	Boston U.		0	1	97	A	North Carolina St.		5	3	245	H	Princeton		7	3
						41	N	UAB		4	2	97	A	North Carolina St.		4	5	245	H	Princeton		10	6
						45	N	Kentucky		2	1	97	A	North Carolina St.		4	3	247	N	Canisius		8	0
						47	N	Wisconsin		4	3							271	H	George Mason		6	3
																		271	H	George Mason		3	1
																		274	H	Oakland		7	3
																		274	H	Oakland		10	2
																		280	H	Howard		9	0
																		280	H	Howard		10	0
						LAST 10 GAMES																	
						97	A	North Carolina St.		4	3	60	H	Virginia		8	0						
						97	A	North Carolina St.		4	5	60	H	Virginia		6	5						
						97	A	North Carolina St.		5	3	60	H	Virginia		3	1						
						280	H	Howard		10	0	29	A	Georgia Tech		0	5						
						280	H	Howard		9	0	29	A	Georgia Tech		6	9						

Non-Div. I Games:

Maryland

Average RPI Win: 138		WON-LOST	WINNING	LAST 10	STRENGTH OF		OPP. STRENGTH	TEAM	ADJ	CONF.	ADJ CONF.
Average RPI Loss: 89		RECORD	PCT. RANK	GAMES	SCHEDULE		OF SCHEDULE	RPI	RPI	RPI	RPI
DIV. I ONLY		28-21-0	.57143	99	7-3-0		70	106	79	.54163	80
DIV. I NON-CONF.		15-17-0	.46875	151	1-1-0		67	120	114	.51569	115
TOTALS		RPI 1-25	RPI 26-50		W-L RECORDS		RPI 51-100		RPI 101-150		RPI 150+
28-21-0		0-1-0	1-5-0		OVERALL		11-9-0		6-2-0		10-4-0
8-7-0		0-0-0	0-1-0		HOME		5-6-0		0-0-0		3-0-0
8-7-0		0-0-0	1-4-0		AWAY		3-2-0		2-1-0		2-0-0
12-7-0		0-1-0	0-0-0		NEUTRAL		3-1-0		4-1-0		5-4-0
15-17-0		0-1-0	1-5-0		NON-CONFERENCE		5-5-0		3-2-0		6-4-0
2-5-0		0-0-0	0-1-0		HOME		1-4-0		0-0-0		1-0-0
2-5-0		0-0-0	1-0-		AWAY		1-0-0		0-1-0		0-0-0
11-7-0		0-1-0	0-0-0		NEUTRAL		3-1-0		3-1-0		5-4-0
13-4-0		0-0-0	0-0-0		CONFERENCE		6-4-0		3-0-0		4-0-0
6-2-0		0-0-0	0-0-0		HOME		4-2-0		0-0-0		2-0-0
6-2-0		0-0-0	0-0-0		AWAY		2-2-0		2-0-0		2-0-0
1-0-0		0-0-0	0-0-0		NEUTRAL		0-0-0		1-0-0		0-0-0
RPI S	Opponent	Score	RPI S	Opponent	Score	RPI S	Opponent	Score	RPI S	Opponent	Score
25 N	Syracuse	1 8	29 A	Georgia Tech	1 9	56 H	Ga. Southern	0 9	113 N	UT Martin	2 1
			29 H	Georgia Tech	3 6	56 H	Ga. Southern	4 10	116 N	Charleston So.	4 2
			41 A	UAB	1 6	56 H	Ga. Southern	1 5	119 N	Mercer	6 1
			41 A	UAB	0 4	64 H	Georgia St.	1 3	121 A	Col. of Charleston	2 4
			46 A	Troy	0 8	64 H	Georgia St.	3 1	123 A	Stetson	8 1
			46 A	Troy	1 0	67 H	Lipscomb	0 1	123 A	Stetson	5 1
						67 H	Lipscomb	7 1	125 N	Robert Morris	4 5
						75 A	S.C. Upstate	7 2	126 N	LIU Brooklyn	1 0
						75 A	S.C. Upstate	0 1	161 N	Bradley	10 1
						76 H	Jacksonville	5 6	172 N	UNC Greensboro	5 6
						76 H	Jacksonville	2 1	173 N	Saint Louis	3 4
						78 N	Miami (OH)	2 0	198 N	Elon	0 5
						78 N	Miami (OH)	7 4	201 A	East Tenn. St.	4 3
						81 N	Marshall	4 3	201 A	East Tenn. St.	9 0
						82 H	North Florida	7 4	214 H	Belmont	8 0
						82 H	North Florida	12 4	214 H	Belmont	9 0
						84 N	Western Ky.	3 9	220 H	Samford	10 2
						85 A	Fordham	8 2	231 N	Austin Peay	9 0
						95 A	Fla. Gulf Coast	3 1	233 N	Toledo	4 7
						95 A	Fla. Gulf Coast	0 2	236 N	Morehead St.	2 1
									275 N	Alabama St.	6 1
									275 N	Alabama St.	11 0
			LAST 10 GAMES								
			214 H	Belmont	9 0	123 A	Stetson	5 1			
			214 H	Belmont	8 0	46 A	Troy	0 8			
			67 H	Lipscomb	7 1	46 A	Troy	1 0			
			67 H	Lipscomb	0 1	76 H	Jacksonville	5 6			
			123 A	Stetson	8 1	76 H	Jacksonville	2 1			

Non-Div. I Games:

Kennesaw St.

Average RPI Win:	164	WON-LOST RECORD	WINNING PCT. RANK	LAST 10 GAMES		STRENGTH OF SCHEDULE	OPP. STRENGTH OF SCHEDULE	TEAM RPI	ADJ RPI	CONF. RPI	ADJ CONF. RPI	
Average RPI Loss:	74											
DIV. I ONLY		29-18-0	.61702	73	7-3-0	124	98	86	.54022	81	10	10
DIV. I NON-CONF.		18-11-0	.62069	73	6-0-0	130	133	89	.5377	89	10	10
<hr/>												
TOTALS	RPI 1-25	RPI 26-50		W-L RECORDS		RPI 51-100		RPI 101-150		RPI 150+		
29-18-0	0-1-0	3-6-0		OVERALL		3-7-0		9-3-0		14-1-0		
12-8-0	0-0-0	3-6-0		HOME		0-1-0		5-1-0		4-0-0		
10-4-0	0-0-0	0-0-0		AWAY		1-2-0		3-1-0		6-1-0		
7-6-0	0-1-0	0-0-0		NEUTRAL		2-4-0		1-1-0		4-0-0		
18-11-0	0-1-0	0-0-0		NON-CONFERENCE		3-7-0		6-3-0		9-0-0		
9-2-0	0-0-0	0-0-0		HOME		0-1-0		5-1-0		4-0-0		
2-3-0	0-0-0	0-0-		AWAY		1-2-0		0-1-0		1-0-0		
7-6-0	0-1-0	0-0-0		NEUTRAL		2-4-0		1-1-0		4-0-0		
11-7-0	0-0-0	3-6-0		CONFERENCE		0-0-0		3-0-0		5-1-0		
3-6-0	0-0-0	3-6-0		HOME		0-0-0		0-0-0		0-0-0		
8-1-0	0-0-0	0-0-0		AWAY		0-0-0		3-0-0		5-1-0		
0-0-0	0-0-0	0-0-0		NEUTRAL		0-0-0		0-0-0		0-0-0		
<hr/>												
RPI S	Opponent	Score		RPI S	Opponent	Score		RPI S	Opponent	Score		
17 N	Florida St.	1	4	35 H	Tulsa	0	1	56 N	Ga. Southern	4	1	
				35 H	Tulsa	6	0	56 N	Ga. Southern	4	1	
				35 H	Tulsa	1	7	65 A	Chattanooga	1	4	
				40 H	Houston	2	3	67 A	Lipscomb	1	4	
				40 H	Houston	1	0	67 A	Lipscomb	2	1	
				40 H	Houston	5	2	70 N	Southern Ill.	2	10	
				41 H	UAB	3	4	77 H	IPFW	2	9	
				41 H	UAB	0	8	79 N	Maryland	2	10	
				41 H	UAB	2	3	79 N	Maryland	1	2	
								80 N	Kennesaw St.	3	4	

Non-Div. I Games:

Marshall

Average RPI Win:	151	WON-LOST RECORD	WINNING PCT. RANK	LAST 10 GAMES	STRENGTH OF SCHEDULE	OPP. STRENGTH OF SCHEDULE	TEAM RPI	ADJ RPI	CONF. RPI	ADJ CONF. RPI		
DIV. I ONLY		27-24-0	.52941	121	4-6-0	53	161	84	.53995	82	11	11
DIV. I NON-CONF.		20-15-0	.57143	95	2-2-0	26	185	66	.55702	65	11	11
<hr/>												
TOTALS	RPI 1-25	RPI 26-50		W-L RECORDS		RPI 51-100		RPI 101-150		RPI 150+		
27-24-0	0-1-0	1-4-0		OVERALL		9-10-0		3-3-0		14-6-0		
9-14-0	0-0-0	0-3-0		HOME		4-7-0		0-0-0		5-4-0		
6-7-0	0-0-0	0-0-0		AWAY		2-3-0		2-2-0		2-2-0		
12-3-0	0-1-0	1-1-0		NEUTRAL		3-0-0		1-1-0		7-0-0		
20-15-0	0-1-0	1-4-0		NON-CONFERENCE		8-3-0		1-1-0		10-6-0		
4-9-0	0-0-0	0-3-0		HOME		3-2-0		0-0-0		1-4-0		
4-3-0	0-0-0	0-0-		AWAY		2-1-0		0-0-0		2-2-0		
12-3-0	0-1-0	1-1-0		NEUTRAL		3-0-0		1-1-0		7-0-0		
7-9-0	0-0-0	0-0-0		CONFERENCE		1-7-0		2-2-0		4-0-0		
5-5-0	0-0-0	0-0-0		HOME		1-5-0		0-0-0		4-0-0		
2-4-0	0-0-0	0-0-0		AWAY		0-2-0		2-2-0		0-0-0		
0-0-0	0-0-0	0-0-0		NEUTRAL		0-0-0		0-0-0		0-0-0		
RPI S	Opponent	Score	RPI S	Opponent	Score	RPI S	Opponent	Score	RPI S	Opponent	Score	
24 N	North Carolina	0 3	39 N	Boston U.	3 1	56 A	Ga. Southern	2 1	119 A	Mercer	2 3	
			43 H	Kansas	0 1	56 A	Ga. Southern	0 3	119 A	Mercer	2 1	
			43 H	Kansas	3 7	56 A	Ga. Southern	4 1	123 A	Stetson	0 7	
			44 H	UCF	0 3	67 H	Lipscomb	1 0	123 A	Stetson	1 0	
			45 N	Kentucky	3 8	67 H	Lipscomb	4 5	126 N	LIU Brooklyn	8 2	
						69 H	Ball St.	2 10	127 N	Jacksonville St.	2 3	
						69 H	Ball St.	3 9	151 H	Delaware St.	2 4	
						73 H	UNI	5 4	151 H	Delaware St.	0 1	
						73 H	UNI	3 2	151 H	Delaware St.	1 2	
						74 N	Ohio St.	10 5	167 N	Northern Ill.	4 1	
						75 H	S.C. Upstate	5 7	190 H	St. Bonaventure	3 4	
						75 H	S.C. Upstate	1 6	194 N	Iona	3 0	
						76 H	Jacksonville	2 4	200 A	Bethune-Cookman	1 9	
						76 H	Jacksonville	1 5	200 A	Bethune-Cookman	3 2	
						80 A	Kennesaw St.	4 7	200 N	Bethune-Cookman	7 4	
						80 A	Kennesaw St.	4 12	200 N	Bethune-Cookman	8 5	
						99 N	Albany (NY)	13 5	201 H	East Tenn. St.	1 0	
						99 N	Albany (NY)	3 2	201 H	East Tenn. St.	2 1	
						100 H	McNeese St.	1 0	214 H	Belmont	8 0	
									214 H	Belmont	5 4	
									219 A	Florida A&M	1 2	
									219 A	Florida A&M	8 2	
									219 N	Florida A&M	12 8	
									229 N	Towson	2 1	
									254 H	Mt. St. Mary's	7 0	
									259 N	Dartmouth	9 1	
<hr/>												
LAST 10 GAMES												
76 H	Jacksonville	1 5	75 H	S.C. Upstate	1 6							
76 H	Jacksonville	2 4	201 H	East Tenn. St.	1 0							
56 A	Ga. Southern	2 1	201 H	East Tenn. St.	2 1							
56 A	Ga. Southern	0 3	200 A	Bethune-Cookman	1 9							
75 H	S.C. Upstate	5 7	200 A	Bethune-Cookman	3 2							

Non-Div. I Games:

North Florida

Average RPI Win:		152	WON-LOST RECORD		WINNING PCT. RANK	LAST 10 GAMES		STRENGTH OF SCHEDULE		OPP. STRENGTH OF SCHEDULE	TEAM RPI	ADJ RPI	CONF. RPI	ADJ CONF. RPI			
DIV. I ONLY			23-26-0		.46939	162	0-10-0		36		45	76	.53948	83	3	3	
DIV. I NON-CONF.			20-7-0		.74074	36	0-0-0		174		173	69	.54666	76	2	2	
TOTALS		RPI 1-25		RPI 26-50		W-L RECORDS		RPI 51-100		RPI 101-150		RPI 150+					
23-26-0		0-15-0		1-4-0		OVERALL		3-3-0		8-3-0		11-1-0					
13-11-0		0-6-0		0-2-0		HOME		3-1-0		4-1-0		6-1-0					
4-14-0		0-9-0		1-2-0		AWAY		0-1-0		1-2-0		2-0-0					
6-1-0		0-0-0		0-0-0		NEUTRAL		0-1-0		3-0-0		3-0-0					
20-7-0		0-1-0		0-0-0		NON-CONFERENCE		1-2-0		8-3-0		11-1-0					
11-2-0		0-0-0		0-0-0		HOME		1-0-0		4-1-0		6-1-0					
3-4-0		0-1-0		0-0-		AWAY		0-1-0		1-2-0		2-0-0					
6-1-0		0-0-0		0-0-0		NEUTRAL		0-1-0		3-0-0		3-0-0					
3-19-0		0-14-0		1-4-0		CONFERENCE		2-1-0		0-0-0		0-0-0					
2-9-0		0-6-0		0-2-0		HOME		2-1-0		0-0-0		0-0-0					
1-10-0		0-8-0		1-2-0		AWAY		0-0-0		0-0-0		0-0-0					
0-0-0		0-0-0		0-0-0		NEUTRAL		0-0-0		0-0-0		0-0-0					
RPI	S	Opponent		Score		RPI	S	Opponent		Score		RPI	S	Opponent		Score	
2	A	Alabama		1 9		34	H	Mississippi St.		0 9		59	A	FIU		1 3	
2	A	Alabama		5 7		34	H	Mississippi St.		6 10		63	H	Arkansas		7 2	
2	A	Alabama		4 19		45	A	Kentucky		0 7		63	H	Arkansas		8 7	
4	H	Tennessee		3 6		45	A	Kentucky		5 10		63	H	Arkansas		4 5	
4	H	Tennessee		2 4		45	A	Kentucky		9 1		76	N	Jacksonville		6 7	
4	H	Tennessee		0 8								84	H	Western Ky.		5 4	
6	A	Florida		3 7													
6	A	Florida		1 9													
6	A	Florida		0 1													
16	A	Georgia		3 4													
16	A	Georgia		3 8													
23	H	LSU		0 9													
23	H	LSU		0 5													
23	H	LSU		0 5													
24	A	North Carolina		0 8													
						LAST 10 GAMES											
		4 H Tennessee		3 6				2 A Alabama		1 9				251 H Cleveland St.		7 4	
		4 H Tennessee		2 4				16 A Georgia		3 8				255 H Tennessee St.		2 4	
		4 H Tennessee		0 8				16 A Georgia		3 4							
		2 A Alabama		4 19				45 A Kentucky		5 10							
		2 A Alabama		5 7				45 A Kentucky		0 7							

Non-Div. I Games:

South Carolina

[illegible]

Non-Div. I Games:

Western Ky.

F
o
r
d
h
a
m

Fordham

RPI	S	Opponent	Score	
222	N	Green Bay	3	0
240	A	Siena	6	3
240	A	Siena	6	2
265	A	La Salle	9	1
265	A	La Salle	11	0

Fordham

F
o
r
d
h
a
m

F
o
r
d
h
a
m

[illegible]

Non-Div. I Games:

North Dakota St.

RPI	S	Opponent	Score	
263	A	South Dakota	3	0
263	A	South Dakota	9	2
274	A	Oakland	5	1
274	A	Oakland	6	0
274	A	Oakland	6	0
280	N	Howard	7	1

North Dakota St.

N
o
r
t
h
D
a
k
o
t
a
S
t
.

N
o
r
t
h
D
a
k
o
t
a
S
t
.

Average RPI Win:	144	WON-LOST	WINNING	LAST 10	STRENGTH OF	OPP. STRENGTH	TEAM	ADJ	CONF.	ADJ CONF.		
Average RPI Loss:	96	RECORD	PCT. RANK	GAMES	SCHEDULE	OF SCHEDULE	RPI	RPI	RPI	RPI		
DIV. I ONLY		29-16-0	.64444	62	7-3-0	173	73	89	.53666	87	14	13
DIV. I NON-CONF.		21-12-0	.63636	67	1-1-0	135	49	75	.55064	68	12	12
<hr/>												
TOTALS	RPI 1-25	RPI 26-50		W-L RECORDS		RPI 51-100		RPI 101-150		RPI 150+		
29-16-0	2-5-0	2-2-0		OVERALL		4-2-0		6-2-0		15-5-0		
12-7-0	0-2-0	1-0-0		HOME		0-0-0		2-1-0		9-4-0		
7-5-0	0-3-0	0-0-0		AWAY		2-2-0		0-0-0		5-0-0		
10-4-0	2-0-0	1-2-0		NEUTRAL		2-0-0		4-1-0		1-1-0		
<hr/>												
21-12-0	2-5-0	2-2-0		NON-CONFERENCE		3-0-0		6-2-0		8-3-0		
8-5-0	0-2-0	1-0-0		HOME		0-0-0		2-1-0		5-2-0		
3-3-0	0-3-0	0-0-		AWAY		1-0-0		0-0-0		2-0-0		
10-4-0	2-0-0	1-2-0		NEUTRAL		2-0-0		4-1-0		1-1-0		
<hr/>												
8-4-0	0-0-0	0-0-0		CONFERENCE		1-2-0		0-0-0		7-2-0		
4-2-0	0-0-0	0-0-0		HOME		0-0-0		0-0-0		4-2-0		
4-2-0	0-0-0	0-0-0		AWAY		1-2-0		0-0-0		3-0-0		
0-0-0	0-0-0	0-0-0		NEUTRAL		0-0-0		0-0-0		0-0-0		
<hr/>												
RPI S	Opponent	Score		RPI S	Opponent	Score		RPI S	Opponent	Score		
3 A	Arizona St.	4	7	31 N	Oklahoma St.	5	0	88 A	San Jose St.	6	0	
11 N	Texas A&M	2	0	37 N	BYU	2	3	89 N	Valparaiso	7	2	
13 H	Washington	4	5	38 H	San Diego St.	3	1	90 N	East Carolina	6	3	
13 H	Washington	4	6	45 N	Kentucky	2	3	92 A	UC Santa Barbara	2	11	
15 A	UCLA	2	10					92 A	UC Santa Barbara	6	2	
20 A	Stanford	0	5					92 A	UC Santa Barbara	1	2	
25 N	Syracuse	5	2									
<hr/>												
				LAST 10 GAMES								
				92 A UC Santa Barbara				166 H Cal St. Fullerton				
				92 A UC Santa Barbara				248 H Santa Clara				
				92 A UC Santa Barbara				248 H Santa Clara				
				166 H Cal St. Fullerton				176 A UC Riverside				
				166 H Cal St. Fullerton				176 A UC Riverside				
								208 A CSU Bakersfield				
								208 A CSU Bakersfield				
								243 H Delaware				
								245 H Princeton				
								245 H Princeton				
								248 H Santa Clara				

Non-Div. I Games:

Pacific

RPI	S	Opponent	Score
248	H	Santa Clara	0 4

Pacific

Average RPI Win:		146	WON-LOST RECORD		WINNING PCT. RANK		LAST 10 GAMES		STRENGTH OF SCHEDULE		OPP. STRENGTH OF SCHEDULE		TEAM RPI		ADJ RPI		CONF. RPI		ADJ CONF. RPI						
Average RPI Loss:		75																							
DIV. I ONLY			25-21-0		.54348 114		7-3-0		100		67		98		.53537 88		9		9						
DIV. I NON-CONF.			17-16-0		.51515 127		1-0-0		122		56		109		.52196 100		9		9						
TOTALS		RPI 1-25		RPI 26-50		W-L RECORDS		RPI 51-100		RPI 101-150		RPI 150+													
25-21-0		2-8-0		2-0-0		OVERALL		2-6-0		4-5-0		15-2-0													
13-5-0		1-0-0		0-0-0		HOME		2-2-0		2-2-0		8-1-0													
5-9-0		1-4-0		0-0-0		AWAY		0-2-0		2-2-0		2-1-0													
7-7-0		0-4-0		2-0-0		NEUTRAL		0-2-0		0-1-0		5-0-0													
17-16-0		1-6-0		2-0-0		NON-CONFERENCE		1-5-0		2-4-0		11-1-0													
10-4-0		1-0-0		0-0-0		HOME		1-1-0		2-2-0		6-1-0													
0-5-0		0-2-0		0-0-		AWAY		0-2-0		0-1-0		0-0-0													
7-7-0		0-4-0		2-0-0		NEUTRAL		0-2-0		0-1-0		5-0-0													
8-5-0		1-2-0		0-0-0		CONFERENCE		1-1-0		2-1-0		4-1-0													
3-1-0		0-0-0		0-0-0		HOME		1-1-0		0-0-0		2-0-0													
5-4-0		1-2-0		0-0-0		AWAY		0-0-0		2-1-0		2-1-0													
0-0-0		0-0-0		0-0-0		NEUTRAL		0-0-0		0-0-0		0-0-0													
RPI	S	Opponent		Score		RPI	S	Opponent		Score		RPI	S	Opponent		Score		RPI	S	Opponent		Score			
1	N	California		0	7	31	N	Oklahoma St.		1	0	61	H	Fresno St.		2	1	118	N	Colorado St.		1	3		
3	A	Arizona St.		0	4	47	N	Wisconsin		9	0	61	H	Fresno St.		0	1	122	H	Southern Utah		2	7		
8	N	Oregon		0	9							71	N	Utah		1	3	122	H	Southern Utah		6	4		
11	N	Texas A&M		1	2							74	N	Ohio St.		3	6	122	H	Southern Utah		4	5		
13	N	Washington		4	9							87	H	Pacific		0	6	131	A	Nevada		10	0		
18	A	Hawaii		4	2							92	A	UC Santa Barbara		2	7	131	A	Nevada		0	1		
18	A	Hawaii		1	4							92	A	UC Santa Barbara		1	4	131	A	Nevada		11	2		
18	A	Hawaii		0	8							92	H	UC Santa Barbara		3	1	134	A	Sacramento St.		2	8		
20	A	Stanford		2	7													134	H	Sacramento St.		5	4		
20	H	Stanford		2	1													152	H	Louisiana Tech		4	2		
																		152	H	Louisiana Tech		7	0		
																		165	N	Cal Poly		8	4		
																		165	N	Cal Poly		15	3		
																		170	A	Utah St.		9	1		
																		170	A	Utah St.		4	6		
																		170	A	Utah St.		11	2		
																		176	N	UC Riverside		9	1		
																		182	N	James Madison		9	1		
																		184	H	St. Mary's (CA)		6	5		
																		208	H	CSU Bakersfield		4	3		
																		208	H	CSU Bakersfield		9	1		
																		208	H	CSU Bakersfield		6	3		
																		208	H	CSU Bakersfield		1	4		
																		235	N	Idaho St.		10	4		
																		248	H	Santa Clara		2	1		
																		248	H	Santa Clara		9	5		
LAST 10 GAMES					170 A Utah St.					4	6	61 H Fresno St.					0	1	208 H CSU Bakersfield					1	4
					170 A Utah St.					9	1	131 A Nevada					0	1	235 N Idaho St.					10	4
					170 A Utah St.					11	2	131 A Nevada					10	0	248 H Santa Clara					2	1
					20 H Stanford					2	1	131 A Nevada					11	2	248 H Santa Clara					9	5
					61 H Fresno St.					2	1	152 H Louisiana Tech					4	2							

Non-Div. I Games:

San Jose St.

Average RPI Win: 190		WON-LOST	WINNING	LAST 10	STRENGTH OF		OPP. STRENGTH	TEAM	ADJ		CONF.	ADJ CONF.			
Average RPI Loss: 107		RECORD	PCT. RANK	GAMES	SCHEDULE		OF SCHEDULE	RPI	RPI		RPI	RPI			
DIV. I ONLY		29-13-0	.69048	37	7-3-0		157	187	85	.53442	89	24	22		
DIV. I NON-CONF.		16-11-0	.59259	87	0-1-0		166	125	107	.51666	113	24	24		
TOTALS		RPI 1-25	RPI 26-50		W-L RECORDS		RPI 51-100		RPI 101-150		RPI 150+				
29-13-0		0-1-0	0-1-0		OVERALL		0-5-0		9-3-0		20-3-0				
8-1-0		0-0-0	0-0-0		HOME		0-1-0		3-0-0		5-0-0				
11-7-0		0-1-0	0-1-0		AWAY		0-1-0		4-1-0		7-3-0				
10-5-0		0-0-0	0-0-0		NEUTRAL		0-3-0		2-2-0		8-0-0				
16-11-0		0-1-0	0-1-0		NON-CONFERENCE		0-5-0		6-3-0		10-1-0				
2-1-0		0-0-0	0-0-0		HOME		0-1-0		0-0-0		2-0-0				
4-5-0		0-1-0	0-0-		AWAY		0-1-0		4-1-0		0-1-0				
10-5-0		0-0-0	0-0-0		NEUTRAL		0-3-0		2-2-0		8-0-0				
13-2-0		0-0-0	0-0-0		CONFERENCE		0-0-0		3-0-0		10-2-0				
6-0-0		0-0-0	0-0-0		HOME		0-0-0		3-0-0		3-0-0				
7-2-0		0-0-0	0-0-0		AWAY		0-0-0		0-0-0		7-2-0				
0-0-0		0-0-0	0-0-0		NEUTRAL		0-0-0		0-0-0		0-0-0				
RPI S	Opponent	Score		RPI S	Opponent	Score		RPI S	Opponent	Score		RPI S	Opponent	Score	
3	A Arizona St.	2	6	27	A Notre Dame	3	6	51	H Purdue	3	4	102	A Bowling Green	4	0
								65	A Chattanooga	0	7	102	A Bowling Green	5	0
								73	N UNI	0	6	107	A New Mexico St.	9	1
								87	N Pacific	2	7	107	N New Mexico St.	5	8
								90	N East Carolina	3	5	112	A Iowa St.	11	5
												112	N Iowa St.	16	7
												113	N UT Martin	8	4
												114	A San Diego	0	1
												130	N Creighton	1	3
												149	H Youngstown St.	7	0
												149	H Youngstown St.	13	12
												149	H Youngstown St.	4	3
												153	N UTSA	10	6
												164	N Drake	5	3
												196	A Wright St.	8	6
												196	A Wright St.	10	0
												196	A Wright St.	4	2
												201	N East Tenn. St.	4	2
												205	A Ill.-Chicago	0	1
												205	A Ill.-Chicago	7	3
												205	A Ill.-Chicago	3	5
LAST 10 GAMES															
												208	N CSU Bakersfield	10	2
												214	N Belmont	4	2
												222	H Green Bay	8	0
												222	H Green Bay	17	0
												222	H Green Bay	4	3
												225	N Neb. Omaha	6	0

Non-Div. I Games:

Valparaiso

RPI	S	Opponent	Score	
228	A	UTEP	6	7
244	H	IUPUI	8	1
244	H	IUPUI	7	1
252	N	Niagara	9	1
257	A	Detroit	12	3
257	A	Detroit	7	2
257	A	Detroit	9	1
270	N	Brown	10	2

East Carolina

Through Games Of Through April 23, 2012

Average RPI Win:		171	WON-LOST	WINNING	LAST 10	STRENGTH OF		OPP. STRENGTH	TEAM	ADJ	CONF.	ADJ CONF.
Average RPI Loss:		45	RECORD	PCT. RANK	GAMES	SCHEDULE		OF SCHEDULE	RPI	RPI	RPI	RPI
DIV. I ONLY		21-25-0		.45652	171	6-4-0		44	80	93	.53277	90
DIV. I NON-CONF.		14-15-0		.48276	144	2-0-0		37	69	88	.537	90
TOTALS		RPI 1-25		RPI 26-50		W-L RECORDS		RPI 51-100		RPI 101-150		RPI 150+
21-25-0		0-7-0		3-11-0		OVERALL		1-5-0		3-2-0		14-0-0
13-5-0		0-1-0		2-2-0		HOME		0-2-0		2-0-0		9-0-0
4-13-0		0-4-0		1-8-0		AWAY		0-1-0		0-0-0		3-0-0
4-7-0		0-2-0		0-1-0		NEUTRAL		1-2-0		1-2-0		2-0-0
14-15-0		0-7-0		1-1-0		NON-CONFERENCE		1-5-0		3-2-0		9-0-0
7-3-0		0-1-0		1-0-0		HOME		0-2-0		2-0-0		4-0-0
3-5-0		0-4-0		0-0-		AWAY		0-1-0		0-0-0		3-0-0
4-7-0		0-2-0		0-1-0		NEUTRAL		1-2-0		1-2-0		2-0-0
7-10-0		0-0-0		2-10-0		CONFERENCE		0-0-0		0-0-0		5-0-0
6-2-0		0-0-0		1-2-0		HOME		0-0-0		0-0-0		5-0-0
1-8-0		0-0-0		1-8-0		AWAY		0-0-0		0-0-0		0-0-0
0-0-0		0-0-0		0-0-0		NEUTRAL		0-0-0		0-0-0		0-0-0
RPI S	Opponent	Score	RPI S	Opponent	Score	RPI S	Opponent	Score	RPI S	Opponent	Score	
1 N	California	3 11	35 A	Tulsa	6 7	60 H	Virginia	1 3	105 N	Indiana	4 5	
2 A	Alabama	2 4	35 A	Tulsa	4 13	85 H	Fordham	1 5	107 N	New Mexico St.	5 14	
2 A	Alabama	4 9	35 A	Tulsa	2 5	86 N	North Dakota St.	8 9	108 H	Longwood	5 2	
3 A	Arizona St.	1 9	40 A	Houston	5 13	87 N	Pacific	3 6	108 H	Longwood	5 0	
10 H	Louisville	0 5	40 A	Houston	2 6	89 N	Valparaiso	5 3	130 N	Creighton	12 1	
20 N	Stanford	1 3	40 A	Houston	7 6	97 A	North Carolina St.	3 9	159 N	SIU Edwardsville	3 1	
24 A	North Carolina	2 4	41 H	UAB	0 1				159 N	SIU Edwardsville	6 5	
			41 H	UAB	3 5				166 A	Cal St. Fullerton	10 0	
			41 H	UAB	4 2				172 H	UNC Greensboro	2 1	
			44 A	UCF	3 4				221 H	Drexel	9 7	
			44 A	UCF	2 8				224 H	Southern Miss.	2 1	
			44 A	UCF	0 2				224 H	Southern Miss.	3 1	
			48 N	Northwestern	2 4				228 H	UTEP	12 4	
			50 H	Hofstra	4 3				228 H	UTEP	5 1	
									228 H	UTEP	11 10	
									247 H	Canisius	6 2	
									247 H	Canisius	12 4	
									264 A	UNC Wilmington	10 2	
									264 A	UNC Wilmington	7 1	
LAST 10 GAMES												
			224 H	Southern Miss.	3 1	40 A	Houston	2 6				
			224 H	Southern Miss.	2 1	40 A	Houston	5 13				
			108 H	Longwood	5 2	41 H	UAB	4 2				
			108 H	Longwood	5 0	41 H	UAB	3 5				
			40 A	Houston	7 6	41 H	UAB	0 1				

Non-Div. I Games:

East Carolina

UNLV

Average RPI Win: 116		WON-LOST RECORD		WINNING PCT. RANK		LAST 10 GAMES		STRENGTH OF SCHEDULE		OPP. STRENGTH OF SCHEDULE		TEAM RPI		ADJ RPI		CONF. RPI		ADJ CONF. RPI					
DIV. I ONLY		19-21-0		.475 159		3-7-0		49		87		91		.53264 91		7		7					
DIV. I NON-CONF.		19-18-0		.51351 129		3-4-0		49		90		87		.5389 88		7		6					
TOTALS		RPI 1-25		RPI 26-50		W-L RECORDS		RPI 51-100		RPI 101-150		RPI 150+											
19-21-0		0-3-0		2-2-0		OVERALL		5-9-0		6-5-0		6-2-0											
6-10-0		0-2-0		1-1-0		HOME		0-2-0		2-3-0		3-2-0											
3-6-0		0-0-0		0-0-0		AWAY		2-4-0		0-2-0		1-0-0											
10-5-0		0-1-0		1-1-0		NEUTRAL		3-3-0		4-0-0		2-0-0											
19-18-0		0-3-0		2-2-0		NON-CONFERENCE		5-6-0		6-5-0		6-2-0											
6-10-0		0-2-0		1-1-0		HOME		0-2-0		2-3-0		3-2-0											
3-3-0		0-0-0		0-0-		AWAY		2-1-0		0-2-0		1-0-0											
10-5-0		0-1-0		1-1-0		NEUTRAL		3-3-0		4-0-0		2-0-0											
0-3-0		0-0-0		0-0-0		CONFERENCE		0-3-0		0-0-0		0-0-0											
0-0-0		0-0-0		0-0-0		HOME		0-0-0		0-0-0		0-0-0											
0-3-0		0-0-0		0-0-0		AWAY		0-3-0		0-0-0		0-0-0											
0-0-0		0-0-0		0-0-0		NEUTRAL		0-0-0		0-0-0		0-0-0											
RPI	S	Opponent		Score		RPI	S	Opponent		Score		RPI	S	Opponent		Score							
5	H	Oklahoma		0	5	26	H	DePaul		3	8	51	N	Purdue		6	2	104	N	Harvard	7	2	
18	H	Hawaii		2	12	27	N	Notre Dame		3	2	55	N	Pittsburgh		2	3	107	H	New Mexico St.	6	1	
24	N	North Carolina		0	5	40	N	Houston		7	11	57	A	Boise St.		5	7	114	N	San Diego	2	1	
						49	H	Minnesota		2	1	57	A	Boise St.		2	3	114	N	San Diego	7	3	
												57	A	Boise St.		4	5	122	A	Southern Utah	1	9	
												61	A	Fresno St.		12	2	122	A	Southern Utah	2	3	
												61	A	Fresno St.		8	5	122	H	Southern Utah	4	8	
												62	H	Illinois		2	3	122	H	Southern Utah	10	11	
												67	N	Lipscomb		5	3	131	N	Nevada	1	0	
												67	N	Lipscomb		1	2	139	H	Fla. Atlantic	5	9	
												69	N	Ball St.		1	5	147	H	Memphis	1	0	
												69	N	Ball St.		3	0	160	H	Seton Hall	0	5	
												74	H	Ohio St.		3	4	160	H	Seton Hall	6	4	
												92	A	UC Santa Barbara		0	1	165	A	Cal Poly	4	1	
																		166	N	Cal St. Fullerton	3	0	
																		169	N	Eastern Ky.	6	1	
																		187	H	Weber St.	5	11	
																		208	H	CSU Bakersfield	6	2	
																		235	H	Idaho St.	7	1	
						LAST 10 GAMES																	
						57	A	Boise St.		4	5	61	A	Fresno St.		12	2						
						57	A	Boise St.		5	7	61	A	Fresno St.		8	5						
						57	A	Boise St.		2	3	122	A	Southern Utah		1	9						
						122	H	Southern Utah		10	11	122	A	Southern Utah		2	3						
						122	H	Southern Utah		4	8	165	A	Cal Poly		4	1						

Non-Div. I Games:

UNLV

Average RPI Win:		132	WON-LOST RECORD		WINNING PCT. RANK	LAST 10 GAMES		STRENGTH OF SCHEDULE		OPP. STRENGTH OF SCHEDULE	TEAM RPI	ADJ RPI	CONF. RPI	ADJ CONF. RPI
Average RPI Loss:		68	23-26-0		.46939 162	8-2-0		48		77	90	.53225 92	14	13
DIV. I ONLY			15-22-0		.40541 181	2-0-0		24		18	95	.52891 94	12	12
DIV. I NON-CONF.														
TOTALS		RPI 1-25	RPI 26-50		W-L RECORDS		RPI 51-100		RPI 101-150		RPI 150+			
23-26-0		0-10-0	2-4-0		OVERALL		7-5-0		5-3-0		9-4-0			
13-6-0		0-1-0	2-2-0		HOME		5-1-0		4-2-0		2-0-0			
6-7-0		0-1-0	0-0-0		AWAY		0-2-0		1-1-0		5-3-0			
4-13-0		0-8-0	0-2-0		NEUTRAL		2-2-0		0-0-0		2-1-0			
15-22-0		0-10-0	2-4-0		NON-CONFERENCE		5-4-0		3-2-0		5-2-0			
9-4-0		0-1-0	2-2-0		HOME		3-0-0		2-1-0		2-0-0			
2-5-0		0-1-0	0-0-0		AWAY		0-2-0		1-1-0		1-1-0			
4-13-0		0-8-0	0-2-0		NEUTRAL		2-2-0		0-0-0		2-1-0			
8-4-0		0-0-0	0-0-0		CONFERENCE		2-1-0		2-1-0		4-2-0			
4-2-0		0-0-0	0-0-0		HOME		2-1-0		2-1-0		0-0-0			
4-2-0		0-0-0	0-0-0		AWAY		0-0-0		0-0-0		4-2-0			
0-0-0		0-0-0	0-0-0		NEUTRAL		0-0-0		0-0-0		0-0-0			
RPI S	Opponent	Score	RPI S	Opponent	Score	RPI S	Opponent	Score	RPI S	Opponent	Score	RPI S	Opponent	Score
4 N	Tennessee	0 7	27 N	Notre Dame	4 6	52 N	Radford	2 1	114 H	San Diego	1 5			
8 N	Oregon	2 10	31 H	Oklahoma St.	2 7	52 N	Radford	0 3	131 H	Nevada	3 2			
13 N	Washington	0 9	37 N	BYU	4 12	57 N	Boise St.	1 7	131 H	Nevada	8 1			
15 H	UCLA	6 10	40 H	Houston	6 1	61 A	Fresno St.	1 2	134 A	Sacramento St.	1 2			
15 N	UCLA	0 8	40 H	Houston	5 3	71 N	Utah	6 5	134 A	Sacramento St.	4 0			
17 N	Florida St.	1 5	47 H	Wisconsin	0 4	87 H	Pacific	2 1	135 H	Long Beach St.	5 4			
17 N	Florida St.	4 13				87 H	Pacific	11 2	135 H	Long Beach St.	3 1			
18 A	Hawaii	0 5				87 H	Pacific	2 6	135 H	Long Beach St.	0 3			
20 N	Stanford	0 11				88 A	San Jose St.	1 3	161 N	Bradley	1 2			
22 N	Oregon St.	0 6				88 H	San Jose St.	7 2	166 A	Cal St. Fullerton	5 4			
						88 H	San Jose St.	4 1	166 A	Cal St. Fullerton	4 5			
						91 H	UNLV	1 0	166 A	Cal St. Fullerton	1 2			
									176 A	UC Riverside	6 3			
									176 A	UC Riverside	3 1			
									176 A	UC Riverside	11 1			
									184 N	St. Mary's (CA)	7 5			
									184 N	St. Mary's (CA)	7 1			
									208 H	CSU Bakersfield	4 3			
									208 H	CSU Bakersfield	3 1			
									248 A	Santa Clara	2 5			
									248 A	Santa Clara	3 1			
			LAST 10 GAMES											
			87 H	Pacific	11 2	176 A	UC Riverside	11 1						
			87 H	Pacific	2 1	208 H	CSU Bakersfield	4 3						
			87 H	Pacific	2 6	208 H	CSU Bakersfield	3 1						
			176 A	UC Riverside	3 1	166 A	Cal St. Fullerton	4 5						
			176 A	UC Riverside	6 3	166 A	Cal St. Fullerton	5 4						

Non-Div. I Games:

UC Santa Barbara

Average RPI Win: 109		WON-LOST RECORD		WINNING PCT. RANK		LAST 10 GAMES		STRENGTH OF SCHEDULE		OPP. STRENGTH OF SCHEDULE		TEAM RPI		ADJ RPI		CONF. RPI		ADJ CONF. RPI	
DIV. I ONLY		20-22-0		.47619 154		6-4-0		79		9		94		.53132 93		6		6	
DIV. I NON-CONF.		10-17-0		.37037 204		0-1-0		54		1		119		.51141 118		5		5	
TOTALS		RPI 1-25		RPI 26-50		W-L RECORDS		RPI 51-100		RPI 101-150		RPI 150+							
20-22-0		0-8-0		3-7-0		OVERALL		7-3-0		4-2-0		6-2-0							
6-4-0		0-0-0		1-2-0		HOME		5-1-0		0-0-0		0-1-0							
4-10-0		0-4-0		1-4-0		AWAY		0-0-0		0-2-0		3-0-0							
10-8-0		0-4-0		1-1-0		NEUTRAL		2-2-0		4-0-0		3-1-0							
10-17-0		0-8-0		1-3-0		NON-CONFERENCE		2-2-0		4-2-0		3-2-0							
0-1-0		0-0-0		0-0-0		HOME		0-0-0		0-0-0		0-1-0							
0-8-0		0-4-0		0-0-		AWAY		0-0-0		0-2-0		0-0-0							
10-8-0		0-4-0		1-1-0		NEUTRAL		2-2-0		4-0-0		3-1-0							
10-5-0		0-0-0		2-4-0		CONFERENCE		5-1-0		0-0-0		3-0-0							
6-3-0		0-0-0		1-2-0		HOME		5-1-0		0-0-0		0-0-0							
4-2-0		0-0-0		1-2-0		AWAY		0-0-0		0-0-0		3-0-0							
0-0-0		0-0-0		0-0-0		NEUTRAL		0-0-0		0-0-0		0-0-0							
RPI	S	Opponent		Score		RPI	S	Opponent		Score		RPI	S	Opponent		Score			
3	A	Arizona St.		2	5	27	N	Notre Dame		0	2	54	H	Nebraska		4	7		
5	A	Oklahoma		2	4	31	A	Oklahoma St.		5	6	54	H	Nebraska		7	6		
5	N	Oklahoma		3	6	31	N	Oklahoma St.		5	3	54	H	Nebraska		6	4		
9	N	Arizona		1	6	33	A	Baylor		0	4	60	N	Virginia		2	0		
13	N	Washington		3	4	47	H	Wisconsin		0	1	61	N	Fresno St.		7	1		
14	A	Missouri		0	2	47	H	Wisconsin		4	5	62	H	Illinois		1	0		
14	A	Missouri		0	8	47	H	Wisconsin		4	3	62	H	Illinois		9	1		
22	N	Oregon St.		1	2	48	A	Northwestern		6	7	62	H	Illinois		5	1		
						48	A	Northwestern		5	2	63	N	Arkansas		2	10		
						48	A	Northwestern		6	12	68	N	Illinois St.		3	7		
						LAST 10 GAMES													
						168	A	Michigan St.		4	1	54	H	Nebraska		7	6		
						168	A	Michigan St.		7	1	54	H	Nebraska		4	7		
						168	A	Michigan St.		6	0	48	A	Northwestern		6	12		
						112	A	Iowa St.		3	4	48	A	Northwestern		6	7		
						54	H	Nebraska		6	4	48	A	Northwestern		5	2		

Non-Div. I Games:

Iowa

Average RPI Win:		151	WON-LOST RECORD		WINNING PCT. RANK		LAST 10 GAMES		STRENGTH OF SCHEDULE		OPP. STRENGTH OF SCHEDULE		TEAM RPI		ADJ RPI		CONF. RPI		ADJ CONF. RPI				
Average RPI Loss:		43																					
DIV. I ONLY			17-28-0		.37778 214		1-9-0		26		27		96		.53122 94		3		3				
DIV. I NON-CONF.			13-10-0		.56522 100		0-0-0		132		138		104		.51915 102		2		2				
TOTALS		RPI 1-25		RPI 26-50		W-L RECORDS		RPI 51-100		RPI 101-150		RPI 150+											
17-28-0		1-15-0		1-8-0		OVERALL		3-1-0		1-2-0		11-2-0											
6-12-0		0-3-0		1-8-0		HOME		1-0-0		0-0-0		4-1-0											
3-14-0		1-12-0		0-0-0		AWAY		2-0-0		0-2-0		0-0-0											
8-2-0		0-0-0		0-0-0		NEUTRAL		0-1-0		1-0-0		7-1-0											
13-10-0		0-4-0		0-1-0		NON-CONFERENCE		1-1-0		1-2-0		11-2-0											
5-2-0		0-0-0		0-1-0		HOME		1-0-0		0-0-0		4-1-0											
0-6-0		0-4-0		0-0-		AWAY		0-0-0		0-2-0		0-0-0											
8-2-0		0-0-0		0-0-0		NEUTRAL		0-1-0		1-0-0		7-1-0											
4-18-0		1-11-0		1-7-0		CONFERENCE		2-0-0		0-0-0		0-0-0											
1-10-0		0-3-0		1-7-0		HOME		0-0-0		0-0-0		0-0-0											
3-8-0		1-8-0		0-0-0		AWAY		2-0-0		0-0-0		0-0-0											
0-0-0		0-0-0		0-0-0		NEUTRAL		0-0-0		0-0-0		0-0-0											
RPI	S	Opponent		Score		RPI	S	Opponent		Score		RPI	S	Opponent		Score		RPI	S	Opponent		Score	
2	A	Alabama		2	12	30	H	Auburn		6	1	63	A	Arkansas		7	6	115	A	A&M-Corpus Christi		4	7
2	A	Alabama		1	12	30	H	Auburn		5	9	63	A	Arkansas		13	0	118	N	Colorado St.		5	2
2	A	Alabama		7	10	30	H	Auburn		4	7	65	H	Chattanooga		9	6	138	A	Central Ark.		5	6
6	A	Florida		0	5	34	H	Mississippi St.		3	5	65	N	Chattanooga		3	5	153	N	UTSA		12	2
6	A	Florida		1	9	34	H	Mississippi St.		3	10							154	H	Murray St.		6	11
6	A	Florida		3	14	34	H	Mississippi St.		1	2							156	N	Tennessee Tech		6	3
16	H	Georgia		0	9	45	H	Kentucky		1	3							165	N	Cal Poly		6	4
16	H	Georgia		4	8	45	H	Kentucky		0	8							182	N	James Madison		3	2
16	H	Georgia		0	8	46	H	Troy		1	5							214	H	Belmont		9	1
17	A	Florida St.		6	10													214	H	Belmont		6	0
17	A	Florida St.		0	8													214	H	Belmont		5	0
20	A	Stanford		5	13													217	N	Stephen F. Austin		9	0
20	A	Stanford		4	8													217	N	Stephen F. Austin		11	3
23	A	LSU		1	0													224	N	Southern Miss.		5	3
23	A	LSU		0	4													249	H	Jackson St.		5	2
23	A	LSU		1	2													249	N	Jackson St.		2	7
LAST 10 GAMES																							
23 A LSU						1	0	34 H Mississippi St.						3	10								
23 A LSU						1	2	34 H Mississippi St.						1	2								
23 A LSU						0	4	34 H Mississippi St.						3	5								
45 H Kentucky						0	8	6 A Florida						3	14								
45 H Kentucky						1	3	6 A Florida						1	9								

Non-Div. I Games:

Ole Miss

Average RPI Win:		146	WON-LOST RECORD		WINNING PCT. RANK		LAST 10 GAMES		STRENGTH OF SCHEDULE		OPP. STRENGTH OF SCHEDULE		TEAM RPI		ADJ RPI		CONF. RPI		ADJ CONF. RPI	
Average RPI Loss:		114																		
DIV. I ONLY			32-22-0		.59259		92		9-1-0		101		112		88		.52969		95	
DIV. I NON-CONF.			20-18-0		.52632		119		0-0-0		123		135		118		.50862		122	
TOTALS			RPI 1-25		RPI 26-50		W-L RECORDS		RPI 51-100		RPI 101-150		RPI 150+							
32-22-0			0-4-0		0-2-0		OVERALL		10-4-0		7-4-0		15-8-0							
14-5-0			0-0-0		0-0-0		HOME		6-1-0		3-1-0		5-3-0							
8-8-0			0-3-0		0-1-0		AWAY		2-2-0		1-1-0		5-1-0							
10-9-0			0-1-0		0-1-0		NEUTRAL		2-1-0		3-2-0		5-4-0							
20-18-0			0-4-0		0-2-0		NON-CONFERENCE		5-1-0		4-3-0		11-8-0							
9-4-0			0-0-0		0-0-0		HOME		3-0-0		1-1-0		5-3-0							
1-5-0			0-3-0		0-0-		AWAY		0-0-0		0-0-0		1-1-0							
10-9-0			0-1-0		0-1-0		NEUTRAL		2-1-0		3-2-0		5-4-0							
12-4-0			0-0-0		0-0-0		CONFERENCE		5-3-0		3-1-0		4-0-0							
5-1-0			0-0-0		0-0-0		HOME		3-1-0		2-0-0		0-0-0							
7-3-0			0-0-0		0-0-0		AWAY		2-2-0		1-1-0		4-0-0							
0-0-0			0-0-0		0-0-0		NEUTRAL		0-0-0		0-0-0		0-0-0							
RPI	S	Opponent	Score		RPI	S	Opponent	Score		RPI	S	Opponent	Score							
6	N	Florida	0	5	36	N	Massachusetts	1	2	53	N	Rutgers	5	2						
17	A	Florida St.	0	5	44	A	UCF	1	2	67	A	Lipscomb	5	14						
17	A	Florida St.	1	7						67	A	Lipscomb	1	0						
19	A	South Fla.	2	4						68	N	Illinois St.	0	11						
										71	N	Utah	2	0						
										75	A	S.C. Upstate	1	2						
										75	A	S.C. Upstate	8	6						
										76	H	Jacksonville	3	2						
										76	H	Jacksonville	3	2						
										79	H	Maryland	3	1						
										79	H	Maryland	9	1						
										80	H	Kennesaw St.	2	0						
										80	H	Kennesaw St.	1	3						
										96	H	Stony Brook	1	0						
						LAST 10 GAMES														
					75	A	S.C. Upstate	8	6	76	H	Jacksonville	3	2						
					75	A	S.C. Upstate	1	2	119	H	Mercer	10	2						
					201	A	East Tenn. St.	8	2	119	H	Mercer	9	1						
					201	A	East Tenn. St.	10	0	214	A	Belmont	12	6						
					76	H	Jacksonville	3	2	214	A	Belmont		12						
										219	A	Florida A&M	4	1						

Non-Div. I Games:

Fla. Gulf Coast

RPI	S	Opponent	Score	
219	A	Florida A&M	3	5
226	H	Colgate	8	3
243	H	Delaware	4	6
247	H	Canisius	9	0
253	N	South Dakota St.	1	2
259	H	Dartmouth	4	2
264	N	UNC Wilmington	8	1

Fla. Gulf Coast

F
l
a
.
G
u
l
f
C
o
a
s
t

F
l
a
.
G
u
l
f
C
o
a
s
t

RPI	S	Opponent	Score	
267	H	Hartford	10	0
272	A	Manhattan	9	0
272	A	Manhattan	2	5
278	H	Holy Cross	7	0
278	H	Holy Cross	10	1
280	N	Howard	13	1

Stony Brook

S
t
o
n
y
B
r
o
o
k

S
t
o
n
y
B
r
o
o
k

Average RPI Win: 134		WON-LOST	WINNING	LAST 10	STRENGTH OF		OPP. STRENGTH	TEAM	ADJ	CONF.	ADJ CONF.
Average RPI Loss: 66		RECORD	PCT. RANK	GAMES	SCHEDULE		OF SCHEDULE	RPI	RPI	RPI	RPI
DIV. I ONLY		22-28-0	.44	180	50		63	100	.52756	97	4
DIV. I NON-CONF.		18-15-0	.54545	108	110		93	98	.52733	95	4
TOTALS		RPI 1-25	RPI 26-50		W-L RECORDS		RPI 51-100		RPI 101-150		RPI 150+
22-28-0		1-8-0	2-8-0		OVERALL		2-4-0		10-4-0		7-4-0
12-10-0		0-0-0	0-5-0		HOME		2-3-0		5-1-0		5-1-0
4-11-0		1-8-0	1-1-0		AWAY		0-0-0		2-2-0		0-0-0
6-7-0		0-0-0	1-2-0		NEUTRAL		0-1-0		3-1-0		2-3-0
18-15-0		1-2-0	2-3-0		NON-CONFERENCE		1-2-0		7-4-0		7-4-0
8-3-0		0-0-0	0-0-0		HOME		1-1-0		2-1-0		5-1-0
4-5-0		1-2-0	1-0-		AWAY		0-0-0		2-2-0		0-0-0
6-7-0		0-0-0	1-2-0		NEUTRAL		0-1-0		3-1-0		2-3-0
4-13-0		0-6-0	0-5-0		CONFERENCE		1-2-0		3-0-0		0-0-0
4-7-0		0-0-0	0-5-0		HOME		1-2-0		3-0-0		0-0-0
0-6-0		0-6-0	0-0-0		AWAY		0-0-0		0-0-0		0-0-0
0-0-0		0-0-0	0-0-0		NEUTRAL		0-0-0		0-0-0		0-0-0
RPI S	Opponent	Score	RPI S	Opponent	Score	RPI S	Opponent	Score	RPI S	Opponent	Score
11 A	Texas A&M	0 1	29 H	Georgia Tech	4 6	51 N	Purdue	5 7	101 N	Penn St.	3 5
11 A	Texas A&M	2 3	29 H	Georgia Tech	3 6	55 H	Pittsburgh	2 5	106 H	Boston College	10 3
16 A	Georgia	3 2	29 H	Georgia Tech	2 5	79 H	Maryland	3 4	106 H	Boston College	7 1
17 A	Florida St.	1 7	32 H	Virginia Tech	2 4	79 H	Maryland	3 5	106 H	Boston College	10 3
17 A	Florida St.	0 8	32 H	Virginia Tech	2 10	79 H	Maryland	5 4	108 N	Longwood	4 3
17 A	Florida St.	0 6	35 N	Tulsa	0 4	90 H	East Carolina	9 3	109 H	Kent St.	8 0
24 A	North Carolina	0 8	41 N	UAB	1 3				109 H	Kent St.	8 15
24 A	North Carolina	0 5	45 A	Kentucky	6 3				121 A	Col. of Charleston	2 3
24 A	North Carolina	2 3	45 A	Kentucky	6 7				121 A	Col. of Charleston	2 1
			50 N	Hofstra	6 2				140 A	Charlotte	1 5
									140 A	Charlotte	9 7
									144 N	St. John's (NY)	7 6
									144 N	St. John's (NY)	9 0
									150 H	Lehigh	6 2
									153 N	UTSA	1 2
									163 N	UMKC	2 3
									163 N	UMKC	6 3
									170 N	Utah St.	5 6
									181 H	Campbell	3 0
									181 H	Campbell	3 2
									181 N	Campbell	13 2
									198 H	Elon	1 7
									202 H	Georgetown	9 2
									233 H	Toledo	4 2
									285 H	N.C. Central	13 0
			LAST 10 GAMES								
			79 H	Maryland	3 4	24 A	North Carolina	0 5			
			79 H	Maryland	5 4	24 A	North Carolina	0 8			
			79 H	Maryland	3 5	181 H	Campbell	3 2			
			198 H	Elon	1 7	181 H	Campbell	3 0			
			24 A	North Carolina	2 3	106 H	Boston College	7 1			

Non-Div. I Games:

North Carolina St.

Average RPI Win: 150		WON-LOST RECORD		WINNING PCT. RANK		LAST 10 GAMES		STRENGTH OF SCHEDULE		OPP. STRENGTH OF SCHEDULE		TEAM RPI		ADJ RPI		CONF. RPI		ADJ CONF. RPI	
DIV. I ONLY		32-17-0		.65306 59		7-2-0		170		115		92		.52653 98		20		20	
DIV. I NON-CONF.		19-10-0		.65517 59		0-0-0		140		79		74		.54821 74		17		17	
TOTALS		RPI 1-25		RPI 26-50		W-L RECORDS		RPI 51-100		RPI 101-150		RPI 150+							
32-17-0		1-1-0		0-3-0		OVERALL		2-2-0		16-6-0		13-5-0							
13-7-0		0-1-0		0-1-0		HOME		0-0-0		8-3-0		5-2-0							
10-3-0		0-0-0		0-0-0		AWAY		0-0-0		5-1-0		5-2-0							
9-7-0		1-0-0		0-2-0		NEUTRAL		2-2-0		3-2-0		3-1-0							
19-10-0		1-1-0		0-3-0		NON-CONFERENCE		2-2-0		7-3-0		9-1-0							
5-3-0		0-1-0		0-1-0		HOME		0-0-0		2-1-0		3-0-0							
5-0-0		0-0-0		0-0-		AWAY		0-0-0		2-0-0		3-0-0							
9-7-0		1-0-0		0-2-0		NEUTRAL		2-2-0		3-2-0		3-1-0							
13-7-0		0-0-0		0-0-0		CONFERENCE		0-0-0		9-3-0		4-4-0							
8-4-0		0-0-0		0-0-0		HOME		0-0-0		6-2-0		2-2-0							
5-3-0		0-0-0		0-0-0		AWAY		0-0-0		3-1-0		2-2-0							
0-0-0		0-0-0		0-0-0		NEUTRAL		0-0-0		0-0-0		0-0-0							
RPI S	Opponent	Score		RPI S	Opponent	Score		RPI S	Opponent	Score		RPI S	Opponent	Score					
15 H	UCLA	2	24	27 H	Notre Dame	3	4	57 N	Boise St.	0	3	104 N	Harvard	0	2				
19 N	South Fla.	6	4	30 N	Auburn	2	10	57 N	Boise St.	10	9	106 N	Boston College	1	4				
				35 N	Tulsa	0	9	59 N	FIU	3	0	112 H	Iowa St.	17	0				
								78 N	Miami (OH)	2	7	112 H	Iowa St.	6	0				
												114 A	San Diego	3	0				
												114 A	San Diego	0	4				
												114 A	San Diego	4	3				
												114 A	San Diego	4	0				
												120 N	Quinnipiac	3	0				
												131 N	Nevada	4	0				
												134 H	Sacramento St.	3	4				
												134 H	Sacramento St.	7	5				
												134 H	Sacramento St.	8	7				
												134 H	Sacramento St.	11	1				
												135 H	Long Beach St.	2	5				
												136 N	Central Mich.	4	1				
												137 A	UC Davis	5	1				
												137 A	UC Davis	5	3				
												141 H	Utah Valley	2	3				
												141 H	Utah Valley	8	3				
												141 H	Utah Valley	15	5				
												141 H	Utah Valley	7	2				
												168 N	Michigan St.	5	6				
												170 H	Utah St.	5	1				
												176 A	UC Riverside	7	6				
												180 N	Saint Joseph's	1	0				
												180 N	Saint Joseph's	7	4				
				LAST 10 GAMES															
				114 A	San Diego	0	4	134 H	Sacramento St.	7	5	168 N	Michigan St.	5	6				
				114 A	San Diego	3	0	134 H	Sacramento St.	3	4	170 H	Utah St.	5	1				
				114 A	San Diego	4	3	134 H	Sacramento St.	8	7	176 A	UC Riverside	7	6				
				114 A	San Diego	4	0	208 A	CSU Bakersfield	5	0	180 N	Saint Joseph's	1	0				
				134 H	Sacramento St.	11	1	208 A	CSU Bakersfield	9	4	180 N	Saint Joseph's	7	4				

Non-Div. I Games:

Loyola Marymount

RPI	S	Opponent	Score	
183	H	Cal St. Northridge	9	0
183	H	Cal St. Northridge	2	1
200	A	Bethune-Cookman	3	2
200	A	Bethune-Cookman	11	2
208	A	CSU Bakersfield	3	9
208	A	CSU Bakersfield	9	4
208	A	CSU Bakersfield	6	7
208	A	CSU Bakersfield	5	0
219	N	Florida A&M	9	0
248	H	Santa Clara	2	6
248	H	Santa Clara	9	1
248	H	Santa Clara	7	9
248	H	Santa Clara	11	3

Loyola Marymount

L
o
y
o
l
a
M
a
r
y
m
o
u
n
t

L
o
y
o
l
a
M
a
r
y
m
o
u
n
t

Average RPI Win: 203		WON-LOST	WINNING	LAST 10	STRENGTH OF		OPP. STRENGTH	TEAM	ADJ	CONF.	ADJ CONF.
Average RPI Loss: 121		RECORD	PCT. RANK	GAMES	SCHEDULE		OF SCHEDULE	RPI	RPI	RPI	RPI
DIV. I ONLY		31-10-0	.7561	18	7-3-0		236	195	95	.52605	99
DIV. I NON-CONF.		19-7-0	.73077	39	3-1-0		213	232	91	.53105	93
TOTALS		RPI 1-25	RPI 26-50		W-L RECORDS		RPI 51-100		RPI 101-150		RPI 150+
31-10-0		0-0-0	1-2-0		OVERALL		1-3-0		2-2-0		27-3-0
12-3-0		0-0-0	1-2-0		HOME		0-0-0		0-0-0		11-1-0
13-2-0		0-0-0	0-0-0		AWAY		0-1-0		0-0-0		13-1-0
6-5-0		0-0-0	0-0-0		NEUTRAL		1-2-0		2-2-0		3-1-0
19-7-0		0-0-0	0-0-0		NON-CONFERENCE		1-3-0		2-2-0		16-2-0
5-1-0		0-0-0	0-0-0		HOME		0-0-0		0-0-0		5-1-0
8-1-0		0-0-0	0-0-		AWAY		0-1-0		0-0-0		8-0-0
6-5-0		0-0-0	0-0-0		NEUTRAL		1-2-0		2-2-0		3-1-0
12-3-0		0-0-0	1-2-0		CONFERENCE		0-0-0		0-0-0		11-1-0
7-2-0		0-0-0	1-2-0		HOME		0-0-0		0-0-0		6-0-0
5-1-0		0-0-0	0-0-0		AWAY		0-0-0		0-0-0		5-1-0
0-0-0		0-0-0	0-0-0		NEUTRAL		0-0-0		0-0-0		0-0-0
RPI S	Opponent	Score	RPI S	Opponent	Score	RPI S	Opponent	Score	RPI S	Opponent	Score
			39 H	Boston U.	2 13	52 N	Radford	9 2	102 N	Bowling Green	0 1
			39 H	Boston U.	6 4	56 A	Ga. Southern	0 6	102 N	Bowling Green	2 0
			39 H	Boston U.	1 3	82 N	North Florida	5 13	102 N	Bowling Green	2 3
						82 N	North Florida	2 3	127 N	Jacksonville St.	6 5
									151 A	Delaware St.	18 2
									151 A	Delaware St.	5 0
									174 H	Maine	5 0
									174 H	Maine	8 0
									174 H	Maine	4 3
									177 N	Gardner-Webb	1 2
									179 H	Binghamton	7 1
									179 H	Binghamton	9 1
									179 H	Binghamton	12 2
									181 N	Campbell	2 1
									186 A	Winthrop	5 4
									206 A	Cornell	8 6
									206 A	Cornell	7 1
									206 N	Cornell	1 0
									226 A	Colgate	8 0
									240 H	Siena	7 5
									240 H	Siena	10 2
									259 H	Dartmouth	4 0
									259 H	Dartmouth	4 0
									262 A	UMBC	3 4
									262 A	UMBC	6 1
									262 A	UMBC	5 4
									264 N	UNC Wilmington	4 3
LAST 10 GAMES											
			179 H	Binghamton	7 1	39 H	Boston U.	6 4			
			179 H	Binghamton	12 2	39 H	Boston U.	1 3			
			179 H	Binghamton	9 1	39 H	Boston U.	2 13			
			259 H	Dartmouth	4 0	272 H	Manhattan	8 2			
			259 H	Dartmouth	4 0	272 H	Manhattan	1 3			

Non-Div. I Games:

Albany (NY)

RPI	S	Opponent	Score	
267	A	Hartford	12	0
267	A	Hartford	10	1
267	A	Hartford	8	2
271	A	George Mason	11	7
271	A	George Mason	3	1
272	H	Manhattan	1	3
272	H	Manhattan	8	2

Albany (NY)

A
l
b
a
n
y
(
N
Y
)

A
l
b
a
n
y
(
N
Y
)

[illegible]

Non-Div. I Games:

McNeese St.

Average RPI Win: 102		WON-LOST RECORD		WINNING PCT. RANK		LAST 10 GAMES		STRENGTH OF SCHEDULE		OPP. STRENGTH OF SCHEDULE		TEAM RPI		ADJ RPI		CONF. RPI		ADJ CONF. RPI	
DIV. I ONLY		13-26-0		.33333 229		5-5-0		21		37		108		.52262 101		6		6	
DIV. I NON-CONF.		8-15-0		.34783 218		0-1-0		3		17		90		.53994 87		5		5	
TOTALS		RPI 1-25		RPI 26-50		W-L RECORDS		RPI 51-100		RPI 101-150		RPI 150+							
13-26-0		1-5-0		2-8-0		OVERALL		3-9-0		3-2-0		4-2-0							
6-2-0		0-0-0		0-0-0		HOME		1-1-0		2-1-0		3-0-0							
1-12-0		1-3-0		0-6-0		AWAY		0-3-0		0-0-0		0-0-0							
6-12-0		0-2-0		2-2-0		NEUTRAL		2-5-0		1-1-0		1-2-0							
8-15-0		1-5-0		2-1-0		NON-CONFERENCE		3-6-0		1-1-0		1-2-0							
1-1-0		0-0-0		0-0-0		HOME		1-1-0		0-0-0		0-0-0							
1-3-0		1-3-0		0-0-		AWAY		0-0-0		0-0-0		0-0-0							
6-11-0		0-2-0		2-1-0		NEUTRAL		2-5-0		1-1-0		1-2-0							
5-11-0		0-0-0		0-7-0		CONFERENCE		0-3-0		2-1-0		3-0-0							
5-1-0		0-0-0		0-0-0		HOME		0-0-0		2-1-0		3-0-0							
0-9-0		0-0-0		0-6-0		AWAY		0-3-0		0-0-0		0-0-0							
0-1-0		0-0-0		0-1-0		NEUTRAL		0-0-0		0-0-0		0-0-0							
RPI S	Opponent	Score		RPI S	Opponent	Score		RPI S	Opponent	Score		RPI S	Opponent	Score					
5 N	Oklahoma	1	6	27 N	Notre Dame	3	6	51 A	Purdue	0	5	105 H	Indiana	5	2				
12 N	La.-Lafayette	1	5	28 A	Michigan	4	12	51 A	Purdue	1	2	105 H	Indiana	6	12				
19 A	South Fla.	0	7	28 A	Michigan	0	6	51 A	Purdue	0	7	105 H	Indiana	9	4				
23 A	LSU	5	3	28 A	Michigan	2	11	53 N	Rutgers	0	9	126 N	LIU Brooklyn	8	2				
23 A	LSU	0	1	28 N	Michigan	1	12	55 H	Pittsburgh	2	7	128 N	Central Conn. St.	3	4				
24 A	North Carolina	3	11	30 N	Auburn	2	1	55 H	Pittsburgh	4	0	152 N	Louisiana Tech	2	4				
				32 N	Virginia Tech	8	7	60 N	Virginia	1	13	168 H	Michigan St.	7	5				
				47 A	Wisconsin	0	9	67 N	Lipscomb	4	3	168 H	Michigan St.	11	5				
				47 A	Wisconsin	1	4	68 N	Illinois St.	0	1	168 H	Michigan St.	4	3				
				47 A	Wisconsin	0	8	75 N	S.C. Upstate	0	2	182 N	James Madison	5	4				
								78 N	Miami (OH)	2	5	182 N	James Madison	8	10				
								97 N	North Carolina St.	5	3								
				LAST 10 GAMES															
				47 A	Wisconsin	0	9	105 H	Indiana	6	12								
				47 A	Wisconsin	0	8	168 H	Michigan St.	7	5								
				47 A	Wisconsin	1	4	168 H	Michigan St.	11	5								
				105 H	Indiana	9	4	168 H	Michigan St.	4	3								
				105 H	Indiana	5	2	55 H	Pittsburgh	2	7								

Non-Div. I Games:

Penn St.

Average RPI Win:	187	WON-LOST RECORD	WINNING PCT. RANK	LAST 10 GAMES	STRENGTH OF SCHEDULE	OPP. STRENGTH OF SCHEDULE	TEAM RPI	ADJ RPI	CONF. RPI	ADJ CONF. RPI		
DIV. I ONLY		29-16-0	.64444	62	8-2-0	150	193	99	.52258	102	12	12
DIV. I NON-CONF.		18-13-0	.58065	91	3-1-0	114	230	105	.51736	109	13	13
<hr/>												
TOTALS	RPI 1-25	RPI 26-50		W-L RECORDS		RPI 51-100		RPI 101-150		RPI 150+		
29-16-0	0-0-0	0-2-0		OVERALL		3-6-0		3-5-0		23-3-0		
6-4-0	0-0-0	0-0-0		HOME		0-2-0		1-1-0		5-1-0		
11-7-0	0-0-0	0-2-0		AWAY		1-2-0		2-2-0		8-1-0		
12-5-0	0-0-0	0-0-0		NEUTRAL		2-2-0		0-2-0		10-1-0		
18-13-0	0-0-0	0-2-0		NON-CONFERENCE		3-6-0		0-2-0		15-3-0		
3-3-0	0-0-0	0-0-0		HOME		0-2-0		0-0-0		3-1-0		
3-5-0	0-0-0	0-0-		AWAY		1-2-0		0-0-0		2-1-0		
12-5-0	0-0-0	0-0-0		NEUTRAL		2-2-0		0-2-0		10-1-0		
11-3-0	0-0-0	0-0-0		CONFERENCE		0-0-0		3-3-0		8-0-0		
3-1-0	0-0-0	0-0-0		HOME		0-0-0		1-1-0		2-0-0		
8-2-0	0-0-0	0-0-0		AWAY		0-0-0		2-2-0		6-0-0		
0-0-0	0-0-0	0-0-0		NEUTRAL		0-0-0		0-0-0		0-0-0		
RPI	S	Opponent	Score	RPI	S	Opponent	Score	RPI	S	Opponent	Score	
28	A	Michigan	2 12	77	A	IPFW	1 3	109	A	Kent St.	4 2	
30	A	Auburn	2 10	77	A	IPFW	3 0	109	A	Kent St.	1 3	
				84	A	Western Ky.	1 5	120	N	Quinnipiac	4 7	
				89	H	Valparaiso	0 4	136	H	Central Mich.	3 2	
				89	H	Valparaiso	0 5	136	H	Central Mich.	2 3	
				95	N	Fla. Gulf Coast	1 6	142	A	Ohio	1 3	
				99	N	Albany (NY)	0 2	142	A	Ohio	4 2	
				99	N	Albany (NY)	3 2	144	N	St. John's (NY)	2 3	
				99	N	Albany (NY)	1 0	154	N	Murray St.	6 4	
								158	H	Eastern Mich.	7 1	
								158	H	Eastern Mich.	6 1	
								169	H	Eastern Ky.	5 2	
								169	H	Eastern Ky.	6 1	
								177	N	Gardner-Webb	8 0	
								181	N	Campbell	4 0	
								186	A	Winthrop	8 9	
								189	A	Buffalo	8 4	
								189	A	Buffalo	3 1	
								196	N	Wright St.	13 1	
								200	N	Bethune-Cookman	8 6	
								206	N	Cornell	7 0	
								207	A	Akron	7 6	
								207	A	Akron	4 0	
								210	N	Indiana St.	3 4	
								213	N	Saint Francis (PA)	1 0	
								213	N	Saint Francis (PA)	4 2	
								233	A	Toledo	7 1	
LAST 10 GAMES												
233	A	Toledo	3 1	136	H	Central Mich.	3 2	207	A	Akron	4 0	
233	A	Toledo	7 1	158	H	Eastern Mich.	7 1	210	N	Indiana St.	3 4	
169	H	Eastern Ky.	6 1	158	H	Eastern Mich.	6 1	213	N	Saint Francis (PA)	1 0	
169	H	Eastern Ky.	5 2	257	H	Detroit	6 4	213	N	Saint Francis (PA)	4 2	
136	H	Central Mich.	2 3	257	H	Detroit	1 3	233	A	Toledo	7 1	

Non-Div. I Games:

Bowling Green

RPI	S	Opponent	Score	
233	A	Toledo	3	1
236	N	Morehead St.	6	3
257	H	Detroit	1	3
257	H	Detroit	6	4
271	A	George Mason	1	0
271	A	George Mason	5	1
275	N	Alabama St.	6	0

B
o
w
l
i
n
g
G
r
e
e
n

B
o
w
l
i
n
g
G
r
e
e
n

Bowling Green

Average RPI Win:		145	WON-LOST RECORD		WINNING PCT. RANK		LAST 10 GAMES		STRENGTH OF SCHEDULE		OPP. STRENGTH OF SCHEDULE		TEAM RPI		ADJ RPI		CONF. RPI		ADJ CONF. RPI								
DIV. I ONLY			20-24-1		.45556 172		4-6-0		64		58		102		.52213 103		8		8								
DIV. I NON-CONF.			10-14-0		.41667 175		1-2-0		66		60		121		.51027 120		8		8								
TOTALS		RPI 1-25		RPI 26-50		W-L RECORDS		RPI 51-100		RPI 101-150		RPI 150+															
20-24-1		0-6-0		1-9-0		OVERALL		4-4-1		8-4-0		7-1-0															
12-5-1		0-1-0		1-1-0		HOME		3-2-1		6-1-0		2-0-0															
2-14-0		0-4-0		0-6-0		AWAY		1-2-0		1-2-0		0-0-0															
6-5-0		0-1-0		0-2-0		NEUTRAL		0-0-0		1-1-0		5-1-0															
10-14-0		0-3-0		1-9-0		NON-CONFERENCE		0-0-0		2-1-0		7-1-0															
4-2-0		0-1-0		1-1-0		HOME		0-0-0		1-0-0		2-0-0															
0-7-0		0-1-0		0-0-		AWAY		0-0-0		0-0-0		0-0-0															
6-5-0		0-1-0		0-2-0		NEUTRAL		0-0-0		1-1-0		5-1-0															
10-10-1		0-3-0		0-0-0		CONFERENCE		4-4-1		6-3-0		0-0-0															
8-3-1		0-0-0		0-0-0		HOME		3-2-1		5-1-0		0-0-0															
2-7-0		0-3-0		0-0-0		AWAY		1-2-0		1-2-0		0-0-0															
0-0-0		0-0-0		0-0-0		NEUTRAL		0-0-0		0-0-0		0-0-0															
RPI	S	Opponent		Score		RPI	S	Opponent		Score		RPI	S	Opponent		Score											
5	A	Oklahoma		4	9	31	N	Oklahoma St.		0	2	58	H	South Ala.		1	3	115	N	A&M-Corpus Christi		5	7				
5	H	Oklahoma		1	4	33	A	Baylor		1	2	58	H	South Ala.		2	1	117	N	Sam Houston St.		9	1				
12	A	La.-Lafayette		6	7	33	A	Baylor		1	2	58	H	South Ala.		0	2	129	H	Missouri St.		5	0				
12	A	La.-Lafayette		4	5	33	A	Baylor		2	3	59	A	FIU		5	6	139	H	Fla. Atlantic		9	1				
12	A	La.-Lafayette		4	11	35	A	Tulsa		2	7	59	A	FIU		9	4	139	H	Fla. Atlantic		8	0				
21	N	Texas Tech		0	10	35	A	Tulsa		1	6	59	A	FIU		1	5	139	H	Fla. Atlantic		3	5				
						40	A	Houston		2	10	84	H	Western Ky.		6	6	143	H	Middle Tenn.		10	2				
						42	H	Texas St.		0	6	84	H	Western Ky.		9	8	143	H	Middle Tenn.		7	3				
						42	H	Texas St.		7	1	84	H	Western Ky.		4	3	143	H	Middle Tenn.		8	4				
						42	N	Texas St.		0	1											145	A	La.-Monroe		4	1
																						145	A	La.-Monroe		1	2
																						145	A	La.-Monroe		1	2
																						157	N	Loyola Chicago		12	9
																						167	H	Northern Ill.		8	3
																						198	H	Wichita St.		12	9
																						217	N	Stephen F. Austin		3	1
																						231	N	Austin Peay		4	3
																						231	N	Austin Peay		13	2
																						259	N	Dartmouth		6	7
																						267	N	Hartford		4	3
LAST 10 GAMES																											
						58	H	South Ala.		0	2	145	A	La.-Monroe		1	2										
						58	H	South Ala.		1	3	145	A	La.-Monroe		1	2										
						58	H	South Ala.		2	1	42	H	Texas St.		0	6										
						5	A	Oklahoma		4	9	42	H	Texas St.		7	1										
						145	A	La.-Monroe		4	1	139	H	Fla. Atlantic		9	1										

Non-Div. I Games:

North Texas

RPI	S	Opponent	Score	
269	H	Columbia	8	0
270	H	Brown	5	0
270	H	Brown	2	1
270	H	Brown	2	1
270	H	Brown	5	2

Harvard

H
a
r
v
a
r
d

H
a
r
v
a
r
d

Average RPI Win: 140		WON-LOST	WINNING	LAST 10	STRENGTH OF		OPP. STRENGTH	TEAM	ADJ		CONF.	ADJ CONF.
Average RPI Loss: 78		RECORD	PCT. RANK	GAMES	SCHEDULE		OF SCHEDULE	RPI	RPI		RPI	RPI
DIV. I ONLY		23-22-0	.51111	127	5-5-0		108	60	110		.52109	105
DIV. I NON-CONF.		16-14-0	.53333	115	1-1-0		159	102	120		.50845	124
TOTALS		RPI 1-25	RPI 26-50		W-L RECORDS		RPI 51-100		RPI 101-150		RPI 150+	
23-22-0		0-5-0	3-4-0		OVERALL		5-5-0		4-4-0		11-4-0	
9-4-0		0-0-0	3-3-0		HOME		2-1-0		1-0-0		3-0-0	
3-9-0		0-3-0	0-0-0		AWAY		1-3-0		1-3-0		1-0-0	
11-9-0		0-2-0	0-1-0		NEUTRAL		2-1-0		2-1-0		7-4-0	
16-14-0		0-5-0	0-1-0		NON-CONFERENCE		2-2-0		3-2-0		11-4-0	
4-0-0		0-0-0	0-0-0		HOME		0-0-0		1-0-0		3-0-0	
1-5-0		0-3-0	0-0-		AWAY		0-1-0		0-1-0		1-0-0	
11-9-0		0-2-0	0-1-0		NEUTRAL		2-1-0		2-1-0		7-4-0	
7-8-0		0-0-0	3-3-0		CONFERENCE		3-3-0		1-2-0		0-0-0	
5-4-0		0-0-0	3-3-0		HOME		2-1-0		0-0-0		0-0-0	
2-4-0		0-0-0	0-0-0		AWAY		1-2-0		1-2-0		0-0-0	
0-0-0		0-0-0	0-0-0		NEUTRAL		0-0-0		0-0-0		0-0-0	
RPI S	Opponent	Score	RPI S	Opponent	Score	RPI S	Opponent	Score	RPI S	Opponent	Score	
5 A	Oklahoma	0 14	28 H	Michigan	2 7	51 H	Purdue	9 5	101 A	Penn St.	2 5	
5 A	Oklahoma	1 12	28 H	Michigan	7 2	51 H	Purdue	3 2	101 A	Penn St.	4 9	
5 A	Oklahoma	1 4	28 H	Michigan	2 3	51 H	Purdue	2 11	101 A	Penn St.	12 6	
20 N	Stanford	3 7	37 N	BYU	7 8	59 N	FIU	7 5	107 A	New Mexico St.	2 10	
22 N	Oregon St.	3 4	48 H	Northwestern	11 3	69 A	Ball St.	4 12	135 N	Long Beach St.	3 13	
			48 H	Northwestern	3 8	71 N	Utah	2 7	136 H	Central Mich.	5 3	
			48 H	Northwestern	8 6	74 A	Ohio St.	3 7	138 N	Central Ark.	6 2	
						74 A	Ohio St.	3 4	147 N	Memphis	8 5	
						74 A	Ohio St.	4 1	161 N	Bradley	2 3	
						90 N	East Carolina	5 4	169 N	Eastern Ky.	6 0	
									170 N	Utah St.	3 6	
									173 N	Saint Louis	5 4	
									184 N	St. Mary's (CA)	3 8	
									196 H	Wright St.	4 2	
									198 N	Wichita St.	6 3	
									198 N	Wichita St.	11 0	
									205 H	Ill.-Chicago	9 1	
									205 H	Ill.-Chicago	4 3	
									205 N	Ill.-Chicago	6 4	
									210 A	Indiana St.	3 0	
									224 N	Southern Miss.	1 4	
									246 N	Southeastern La.	2 1	
									248 N	Santa Clara	9 1	
			LAST 10 GAMES									
			48 H	Northwestern	11 3	101 A	Penn St.	2 5				
			48 H	Northwestern	3 8	101 A	Penn St.	12 6				
			48 H	Northwestern	8 6	210 A	Indiana St.	3 0				
			69 A	Ball St.	4 12	51 H	Purdue	2 11				
			101 A	Penn St.	4 9	51 H	Purdue	9 5				

Non-Div. I Games:

Indiana

Average RPI Win:		163	WON-LOST		WINNING		LAST 10		STRENGTH OF		OPP. STRENGTH		TEAM		ADJ		CONF.		ADJ CONF.				
Average RPI Loss:		66	RECORD		PCT. RANK		GAMES		SCHEDULE		OF SCHEDULE		RPI		RPI		RPI		RPI				
DIV. I ONLY			20-22-0		.47619		154		1-9-0		74		90		106		.5204		106				
DIV. I NON-CONF.			18-9-0		.66667		53		0-1-0		109		200		73		.54565		79				
TOTALS			RPI 1-25		RPI 26-50		W-L RECORDS		RPI 51-100		RPI 101-150		RPI 150+										
20-22-0			0-4-0		2-8-0		OVERALL		5-5-0		3-4-0		10-1-0										
4-6-0			0-0-0		1-3-0		HOME		1-2-0		0-1-0		2-0-0										
3-13-0			0-3-0		0-5-0		AWAY		1-3-0		2-2-0		0-0-0										
13-3-0			0-1-0		1-0-0		NEUTRAL		3-0-0		1-1-0		8-1-0										
18-9-0			0-1-0		1-3-0		NON-CONFERENCE		4-0-0		3-4-0		10-1-0										
2-2-0			0-0-0		0-1-0		HOME		0-0-0		0-1-0		2-0-0										
3-4-0			0-0-0		0-0-		AWAY		1-0-0		2-2-0		0-0-0										
13-3-0			0-1-0		1-0-0		NEUTRAL		3-0-0		1-1-0		8-1-0										
2-13-0			0-3-0		1-5-0		CONFERENCE		1-5-0		0-0-0		0-0-0										
2-4-0			0-0-0		1-2-0		HOME		1-2-0		0-0-0		0-0-0										
0-9-0			0-3-0		0-3-0		AWAY		0-3-0		0-0-0		0-0-0										
0-0-0			0-0-0		0-0-0		NEUTRAL		0-0-0		0-0-0		0-0-0										
RPI	S	Opponent		Score		RPI	S	Opponent		Score		RPI	S	Opponent		Score							
17	A	Florida St.		4	12	29	A	Georgia Tech		0	8	60	H	Virginia		4	7	113	N	UT Martin		7	1
17	A	Florida St.		0	5	29	A	Georgia Tech		4	9	60	H	Virginia		1	5	123	A	Stetson		2	1
17	A	Florida St.		0	2	29	A	Georgia Tech		0	4	60	H	Virginia		10	4	123	A	Stetson		1	7
19	N	South Fla.		3	6	32	H	Virginia Tech		5	8	78	N	Miami (OH)		3	1	138	N	Central Ark.		2	7
						32	H	Virginia Tech		5	4	84	N	Western Ky.		4	2	139	A	Fla. Atlantic		1	6
						32	H	Virginia Tech		8	12	95	A	Fla. Gulf Coast		6	3	140	A	Charlotte		6	2
						36	A	Massachusetts		2	4	97	A	North Carolina St.		1	7	140	H	Charlotte		2	12
						36	H	Massachusetts		1	5	97	A	North Carolina St.		3	10	173	N	Saint Louis		5	4
						39	A	Boston U.		0	1	97	A	North Carolina St.		3	10	179	N	Binghamton		0	2
						49	N	Minnesota		2	1	98	N	Loyola Marymount		4	1	200	N	Bethune-Cookman		4	1
																		211	N	Providence		13	1
																		229	N	Towson		6	1
																		243	N	Delaware		3	2
																		259	H	Dartmouth		11	0
																		259	H	Dartmouth		2	1
																		260	N	Hampton		5	1
																		279	N	Morgan St.		11	3
																		279	N	Morgan St.		10	0
						LAST 10 GAMES																	
						17	A	Florida St.		0	5	32	H	Virginia Tech		8	12						
						17	A	Florida St.		0	2	32	H	Virginia Tech		5	4						
						17	A	Florida St.		4	12	97	A	North Carolina St.		1	7						
						36	H	Massachusetts		1	5	97	A	North Carolina St.		3	10						
						32	H	Virginia Tech		5	8	97	A	North Carolina St.		3	10						

Non-Div. I Games:

Boston College

Average RPI Win:		142	WON-LOST RECORD		WINNING PCT. RANK		LAST 10 GAMES		STRENGTH OF SCHEDULE		OPP. STRENGTH OF SCHEDULE		TEAM RPI		ADJ RPI		CONF. RPI		ADJ CONF. RPI				
DIV. I ONLY			20-27-0		.42553 185		2-8-0		57		70		107		.52011 107		9		9				
DIV. I NON-CONF.			19-13-0		.59375 86		1-0-0		60		58		65		.55701 66		9		9				
TOTALS		RPI 1-25		RPI 26-50		W-L RECORDS		RPI 51-100		RPI 101-150		RPI 150+											
20-27-0		1-8-0		0-4-0		OVERALL		4-9-0		7-2-0		8-4-0											
11-8-0		0-3-0		0-0-0		HOME		1-3-0		4-2-0		6-0-0											
3-12-0		1-2-0		0-3-0		AWAY		1-4-0		0-0-0		1-3-0											
6-7-0		0-3-0		0-1-0		NEUTRAL		2-2-0		3-0-0		1-1-0											
19-13-0		1-5-0		0-1-0		NON-CONFERENCE		4-6-0		6-0-0		8-1-0											
10-3-0		0-0-0		0-0-0		HOME		1-3-0		3-0-0		6-0-0											
3-3-0		1-2-0		0-0-		AWAY		1-1-0		0-0-0		1-0-0											
6-7-0		0-3-0		0-1-0		NEUTRAL		2-2-0		3-0-0		1-1-0											
1-14-0		0-3-0		0-3-0		CONFERENCE		0-3-0		1-2-0		0-3-0											
1-5-0		0-3-0		0-0-0		HOME		0-0-0		1-2-0		0-0-0											
0-9-0		0-0-0		0-3-0		AWAY		0-3-0		0-0-0		0-3-0											
0-0-0		0-0-0		0-0-0		NEUTRAL		0-0-0		0-0-0		0-0-0											
RPI	S	Opponent		Score		RPI	S	Opponent		Score		RPI	S	Opponent		Score							
1	N	California		0	2	37	A	BYU		2	3	54	H	Nebraska		2	15	105	H	Indiana		10	2
3	A	Arizona St.		5	13	37	A	BYU		1	9	54	H	Nebraska		2	10	118	H	Colorado St.		4	1
8	N	Oregon		1	7	37	A	BYU		3	6	61	A	Fresno St.		1	3	118	H	Colorado St.		5	2
9	A	Arizona		3	6	38	N	San Diego St.		0	6	61	A	Fresno St.		1	2	126	N	LIU Brooklyn		7	1
9	A	Arizona		9	5							61	A	Fresno St.		0	1	130	N	Creighton		4	1
18	H	Hawaii		3	4							62	N	Illinois		3	4	131	H	Nevada		7	8
18	H	Hawaii		1	9							66	A	New Mexico		9	1	131	H	Nevada		12	4
18	H	Hawaii		1	4							66	H	New Mexico		8	6	131	H	Nevada		6	7
20	N	Stanford		2	5							87	N	Pacific		2	10	139	N	Fla. Atlantic		5	1
												89	H	Valparaiso		1	9	152	A	Louisiana Tech		0	4
												89	N	Valparaiso		8	5	152	A	Louisiana Tech		2	6
												90	N	East Carolina		14	5	152	A	Louisiana Tech		1	5
												91	A	UNLV		1	6	160	N	Seton Hall		0	1
																		160	N	Seton Hall		8	0
																		184	H	St. Mary's (CA)		13	12
																		187	H	Weber St.		13	9
																		205	H	Ill.-Chicago		5	2
																		217	H	Stephen F. Austin		12	0
																		228	A	UTEP		9	5
																		228	H	UTEP		13	3
																		248	H	Santa Clara		10	2
						LAST 10 GAMES																	
						61	A	Fresno St.		1	2	131	H	Nevada		6	7						
						61	A	Fresno St.		1	3	66	A	New Mexico		9	1						
						61	A	Fresno St.		0	1	152	A	Louisiana Tech		1	5						
						131	H	Nevada		12	4	152	A	Louisiana Tech		0	4						
						131	H	Nevada		7	8	152	A	Louisiana Tech		2	6						

Non-Div. I Games:

New Mexico St.

Average RPI Win:		197	WON-LOST RECORD		WINNING PCT. RANK		LAST 10 GAMES		STRENGTH OF SCHEDULE		OPP. STRENGTH OF SCHEDULE		TEAM RPI		ADJ RPI		CONF. RPI		ADJ CONF. RPI	
DIV. I ONLY			26-25-0		.5098 133		2-8-0		92		113		109		.5187 108		26		26	
DIV. I NON-CONF.			26-25-0		.5098 130		2-8-0		94		126		108		.5187 105		25		26	
TOTALS		RPI 1-25		RPI 26-50		W-L RECORDS		RPI 51-100		RPI 101-150		RPI 150+								
26-25-0		0-7-0		1-3-0		OVERALL		2-13-0		4-1-0		19-1-0								
16-4-0		0-0-0		0-2-0		HOME		1-1-0		1-0-0		14-1-0								
4-16-0		0-7-0		0-0-0		AWAY		1-8-0		1-1-0		2-0-0								
6-5-0		0-0-0		1-1-0		NEUTRAL		0-4-0		2-0-0		3-0-0								
26-25-0		0-7-0		1-3-0		NON-CONFERENCE		2-13-0		4-1-0		19-1-0								
16-4-0		0-0-0		0-2-0		HOME		1-1-0		1-0-0		14-1-0								
4-16-0		0-7-0		0-0-		AWAY		1-8-0		1-1-0		2-0-0								
6-5-0		0-0-0		1-1-0		NEUTRAL		0-4-0		2-0-0		3-0-0								
0-0-0		0-0-0		0-0-0		CONFERENCE		0-0-0		0-0-0		0-0-0								
0-0-0		0-0-0		0-0-0		HOME		0-0-0		0-0-0		0-0-0								
0-0-0		0-0-0		0-0-0		AWAY		0-0-0		0-0-0		0-0-0								
0-0-0		0-0-0		0-0-0		NEUTRAL		0-0-0		0-0-0		0-0-0								
RPI	S	Opponent		Score		RPI	S	Opponent		Score		RPI	S	Opponent		Score				
2	A	Alabama		2	7	26	N	DePaul		2	10	51	N	Purdue		0	8			
2	A	Alabama		0	11	26	N	DePaul		4	1	52	A	Radford		1	4			
10	A	Louisville		1	7	32	H	Virginia Tech		0	4	60	H	Virginia		3	0			
10	A	Louisville		0	1	32	H	Virginia Tech		3	5	60	H	Virginia		0	2			
10	A	Louisville		0	8							64	A	Georgia St.		2	3			
24	A	North Carolina		5	10							64	A	Georgia St.		11	7			
24	A	North Carolina		0	16							74	N	Ohio St.		3	12			
												81	A	Marshall		7	9			
												81	A	Marshall		4	5			
												83	A	South Carolina		2	7			
												83	A	South Carolina		5	12			
												85	N	Fordham		1	5			
												90	A	East Carolina		0	5			
												90	A	East Carolina		2	5			
												97	N	North Carolina St.		3	4			
											</									

Non-Div. I Games:

Longwood

Kent St.

RPI	S	Opponent	Score	
266	N	Bucknell	15	0

Kent St.

K
e
n
t
S
t
.

K
e
n
t
S
t
.

Average RPI Win:		174	WON-LOST RECORD		WINNING PCT. RANK		LAST 10 GAMES		STRENGTH OF SCHEDULE		OPP. STRENGTH OF SCHEDULE		TEAM RPI		ADJ RPI		CONF. RPI		ADJ CONF. RPI					
DIV. I ONLY			22-18-0		.55		110		4-6-0		118		136		111		.51781		110		12		12	
DIV. I NON-CONF.			14-12-0		.53846		109		0-2-0		99		162		103		.52381		98		13		13	
TOTALS		RPI 1-25		RPI 26-50		W-L RECORDS		RPI 51-100		RPI 101-150		RPI 150+												
22-18-0		0-2-0		1-1-0		OVERALL		3-6-0		4-6-0		14-3-0												
5-3-0		0-0-0		0-0-0		HOME		2-0-0		0-2-0		3-1-0												
7-7-0		0-1-0		1-1-0		AWAY		0-2-0		1-3-0		5-0-0												
10-8-0		0-1-0		0-0-0		NEUTRAL		1-4-0		3-1-0		6-2-0												
14-12-0		0-2-0		1-1-0		NON-CONFERENCE		1-6-0		3-1-0		9-2-0												
2-0-0		0-0-0		0-0-0		HOME		0-0-0		0-0-0		2-0-0												
2-4-0		0-1-0		1-0-		AWAY		0-2-0		0-0-0		1-0-0												
10-8-0		0-1-0		0-0-0		NEUTRAL		1-4-0		3-1-0		6-2-0												
8-6-0		0-0-0		0-0-0		CONFERENCE		2-0-0		1-5-0		5-1-0												
3-3-0		0-0-0		0-0-0		HOME		2-0-0		0-2-0		1-1-0												
5-3-0		0-0-0		0-0-0		AWAY		0-0-0		1-3-0		4-0-0												
0-0-0		0-0-0		0-0-0		NEUTRAL		0-0-0		0-0-0		0-0-0												
RPI	S	Opponent		Score		RPI	S	Opponent		Score		RPI	S	Opponent		Score								
3	A	Arizona St.		0	10	27	A	Notre Dame		3	5	53	N	Rutgers		2	0							
4	N	Tennessee		6	9	28	A	Michigan		1	0	66	N	New Mexico		4	5							
												71	N	Utah		0	5							
												77	A	IPFW		3	4							
												77	A	IPFW		2	5							
												78	H	Miami (OH)		3	2							
												78	H	Miami (OH)		5	1							
												85	N	Fordham		0	6							
												95	N	Fla. Gulf Coast		2	8							

Non-Div. I Games:

Western Mich.

Average RPI Win:		191	WON-LOST RECORD		WINNING PCT. RANK		LAST 10 GAMES		STRENGTH OF SCHEDULE		OPP. STRENGTH OF SCHEDULE		TEAM RPI		ADJ RPI		CONF. RPI		ADJ CONF. RPI					
Average RPI Loss:		125																						
DIV. I ONLY			33-17-0		.66		53		4-6-0		189		197		105		.51554		111		16		16	
DIV. I NON-CONF.			23-9-0		.71875		42		0-0-0		225		190		97		.52165		101		19		18	
TOTALS		RPI 1-25		RPI 26-50		W-L RECORDS		RPI 51-100		RPI 101-150		RPI 150+												
33-17-0		0-1-0		0-1-0		OVERALL		5-5-0		6-4-0		22-6-0												
22-6-0		0-0-0		0-0-0		HOME		3-2-0		3-1-0		16-3-0												
6-7-0		0-1-0		0-0-0		AWAY		1-2-0		1-2-0		4-2-0												
5-4-0		0-0-0		0-1-0		NEUTRAL		1-1-0		2-1-0		2-1-0												
23-9-0		0-1-0		0-1-0		NON-CONFERENCE		4-3-0		5-2-0		14-2-0												
17-3-0		0-0-0		0-0-0		HOME		3-2-0		2-0-0		12-1-0												
1-2-0		0-1-0		0-0-		AWAY		0-0-0		1-1-0		0-0-0												
5-4-0		0-0-0		0-1-0		NEUTRAL		1-1-0		2-1-0		2-1-0												
10-8-0		0-0-0		0-0-0		CONFERENCE		1-2-0		1-2-0		8-4-0												
5-3-0		0-0-0		0-0-0		HOME		0-0-0		1-1-0		4-2-0												
5-5-0		0-0-0		0-0-0		AWAY		1-2-0		0-1-0		4-2-0												
0-0-0		0-0-0		0-0-0		NEUTRAL		0-0-0		0-0-0		0-0-0												
RPI	S	Opponent		Score		RPI	S	Opponent		Score		RPI	S	Opponent		Score		RPI	S	Opponent		Score		
17	A	Florida St.		1	6	39	N	Boston U.		1	7	52	A	Radford		8	9	109	N	Kent St.		0	3	
												52	A	Radford		6	2	116	A	Charleston So.		3	4	
												52	A	Radford		3	9	116	H	Charleston So.		0	1	
												56	H	Ga. Southern		2	5	116	H	Charleston So.		1	0	
												77	H	IPFW		0	1	119	N	Mercer		9	3	
												81	H	Marshall		7	3	121	A	Col. of Charleston		2	1	
												83	H	South Carolina		2	1	121	A	Col. of Charleston		0	5	
												83	H	South Carolina		5	2	126	N	LIU Brooklyn		1	0	
												86	N	North Dakota St.		3	8	132	H	Temple		7	0	
												86	N	North Dakota St.		4	2	132	H	Temple		4	0	
																		177	H	Gardner-Webb		5	2	
																		177	H	Gardner-Webb		3	1	
																		177	H	Gardner-Webb		4	5	
																		181	A	Campbell		4	5	
																		181	A	Campbell		2	1	
																		181	A	Campbell		2	3	
																		204	N	Bryant		10	0	
																		216	H	George Washington		7	4	
																		218	H	Liberty		2	4	
																		218	H	Liberty		5	3	
																		218	H	Liberty		7	2	
																		219	N	Florida A&M		3	0	
																		225	H	Neb. Omaha		5	0	
																		232	H	Sacred Heart		2	0	
																		232	H	Sacred Heart		6	0	
																		238	A	Presbyterian		11	2	
																		238	A	Presbyterian		8	2	
LAST 10 GAMES																								
						181	A	Campbell		4	5	218	H	Liberty		5	3							
						181	A	Campbell		2	1	116	A	Charleston So.		3	4							
						181	A	Campbell		2	3	52	A	Radford		3	9							
						218	H	Liberty		2	4	52	A	Radford		8	9							
						218	H	Liberty		7	2	52	A	Radford		6	2							

Non-Div. I Games:

Coastal Caro.

RPI	S	Opponent	Score	
238	A	Presbyterian	5	0
259	H	Dartmouth	4	2
260	H	Hampton	8	0
265	H	La Salle	3	0
265	H	La Salle	7	5
265	H	La Salle	0	1
267	N	Hartford	0	1
271	H	George Mason	4	3
276	H	N.C. A&T	9	0
276	H	N.C. A&T	9	0
286	H	Saint Peter's	8	0

Coastal Caro.

C
o
a
s
t
a
l
C
a
r
o
.

C
o
a
s
t
a
l
C
a
r
o
.

Average RPI Win: 143		WON-LOST	WINNING	LAST 10	STRENGTH OF		OPP. STRENGTH	TEAM	ADJ		CONF.	ADJ CONF.
Average RPI Loss: 60		RECORD	PCT. RANK	GAMES	SCHEDULE		OF SCHEDULE	RPI	RPI		RPI	RPI
DIV. I ONLY		14-30-0	.31818	235	3-7-0		30	59	116		.51291	112
DIV. I NON-CONF.		12-17-0	.41379	177	1-1-0		70	150	133		.50126	130
TOTALS		RPI 1-25	RPI 26-50		W-L RECORDS		RPI 51-100		RPI 101-150		RPI 150+	
14-30-0		1-10-0	2-7-0		OVERALL		1-9-0		4-1-0		6-3-0	
5-7-0		1-5-0	0-0-0		HOME		1-2-0		1-0-0		2-0-0	
5-14-0		0-4-0	1-5-0		AWAY		0-2-0		2-1-0		2-2-0	
4-9-0		0-1-0	1-2-0		NEUTRAL		0-5-0		1-0-0		2-1-0	
12-17-0		0-2-0	1-2-0		NON-CONFERENCE		1-9-0		4-1-0		6-3-0	
4-2-0		0-0-0	0-0-0		HOME		1-2-0		1-0-0		2-0-0	
4-6-0		0-1-0	0-0-		AWAY		0-2-0		2-1-0		2-2-0	
4-9-0		0-1-0	1-2-0		NEUTRAL		0-5-0		1-0-0		2-1-0	
2-13-0		1-8-0	1-5-0		CONFERENCE		0-0-0		0-0-0		0-0-0	
1-5-0		1-5-0	0-0-0		HOME		0-0-0		0-0-0		0-0-0	
1-8-0		0-3-0	1-5-0		AWAY		0-0-0		0-0-0		0-0-0	
0-0-0		0-0-0	0-0-0		NEUTRAL		0-0-0		0-0-0		0-0-0	
RPI S	Opponent	Score	RPI S	Opponent	Score	RPI S	Opponent	Score	RPI S	Opponent	Score	
3 A	Arizona St.	0 9	31 A	Oklahoma St.	6 7	61 N	Fresno St.	0 3	118 N	Colorado St.	4 3	
7 H	Texas	4 8	31 A	Oklahoma St.	6 10	68 N	Illinois St.	2 10	124 H	Western Ill.	6 2	
7 H	Texas	3 7	31 A	Oklahoma St.	1 2	73 H	UNI	0 8	129 A	Missouri St.	6 4	
7 H	Texas	2 11	38 N	San Diego St.	6 4	87 N	Pacific	0 8	129 A	Missouri St.	0 4	
11 H	Texas A&M	1 6	43 A	Kansas	2 8	89 H	Valparaiso	5 11	130 A	Creighton	6 3	
11 H	Texas A&M	3 11	43 A	Kansas	0 8	89 N	Valparaiso	7 16	153 N	UTSA	0 4	
11 H	Texas A&M	2 1	43 A	Kansas	10 9	93 H	Iowa	4 3	164 A	Drake	6 8	
21 A	Texas Tech	3 5	49 N	Minnesota	0 12	93 N	Iowa	5 26	164 H	Drake	1 0	
21 A	Texas Tech	2 6	49 N	Minnesota	1 9	98 A	Loyola Marymount	0 6	184 A	St. Mary's (CA)	4 9	
21 A	Texas Tech	7 19				98 A	Loyola Marymount	0 17	184 A	St. Mary's (CA)	9 3	
22 N	Oregon St.	4 5							222 H	Green Bay	3 2	
									228 A	UTEP	7 6	
									248 N	Santa Clara	6 2	
									270 N	Brown	17 3	
LAST 10 GAMES												
43 A	Kansas	0 8	31 A	Oklahoma St.	6 7							
43 A	Kansas	10 9	31 A	Oklahoma St.	1 2							
43 A	Kansas	2 8	164 A	Drake	6 8							
93 H	Iowa	4 3	11 H	Texas A&M	2 1							
31 A	Oklahoma St.	6 10	11 H	Texas A&M	3 11							

Non-Div. I Games:

Iowa St.

Average RPI Win:	196	WON-LOST RECORD	WINNING PCT. RANK	LAST 10 GAMES	STRENGTH OF SCHEDULE	OPP. STRENGTH OF SCHEDULE	TEAM RPI	ADJ RPI	CONF. RPI	ADJ CONF. RPI	
Average RPI Loss:	118										
DIV. I ONLY	34-15-0	.69388	36	7-3-0	253	162	112	.51283	113	22	21
DIV. I NON-CONF.	13-12-0	.52	122	2-2-0	261	109	182	.47342	177	21	21
<hr/>											
TOTALS	RPI 1-25	RPI 26-50		W-L RECORDS	RPI 51-100		RPI 101-150		RPI 150+		
34-15-0	0-0-0	1-1-0		OVERALL	2-6-0		0-2-0		31-6-0		
13-1-0	0-0-0	0-0-0		HOME	0-0-0		0-0-0		13-1-0		
11-6-0	0-0-0	0-0-0		AWAY	1-3-0		0-1-0		10-2-0		
10-8-0	0-0-0	1-1-0		NEUTRAL	1-3-0		0-1-0		8-3-0		
<hr/>											
13-12-0	0-0-0	1-1-0		NON-CONFERENCE	2-6-0		0-2-0		10-3-0		
2-0-0	0-0-0	0-0-0		HOME	0-0-0		0-0-0		2-0-0		
1-4-0	0-0-0	0-0-		AWAY	1-3-0		0-1-0		0-0-0		
10-8-0	0-0-0	1-1-0		NEUTRAL	1-3-0		0-1-0		8-3-0		
<hr/>											
21-3-0	0-0-0	0-0-0		CONFERENCE	0-0-0		0-0-0		21-3-0		
11-1-0	0-0-0	0-0-0		HOME	0-0-0		0-0-0		11-1-0		
10-2-0	0-0-0	0-0-0		AWAY	0-0-0		0-0-0		10-2-0		
0-0-0	0-0-0	0-0-0		NEUTRAL	0-0-0		0-0-0		0-0-0		
<hr/>											
RPI S	Opponent	Score	RPI S	Opponent	Score	RPI S	Opponent	Score	RPI S	Opponent	Score
			29 N	Georgia Tech	6 8	51 N	Purdue	5 12	106 N	Boston College	1 7
			43 N	Kansas	6 4	63 A	Arkansas	2 4	147 A	Memphis	1 3
						63 A	Arkansas	4 6	154 A	Murray St.	1 4
						70 A	Southern Ill.	8 7	154 A	Murray St.	4 2
						80 N	Kennesaw St.	1 2	154 A	Murray St.	2 3
						84 N	Western Ky.	5 4	156 A	Tennessee Tech	6 0
						89 N	Valparaiso	4 8	156 A	Tennessee Tech	3 1
						95 A	Fla. Gulf Coast	0 6	156 A	Tennessee Tech	3 1
									156 A	Tennessee Tech	6 0
									159 H	SIU Edwardsville	4 3
									159 H	SIU Edwardsville	7 6
									159 H	SIU Edwardsville	9 3
									167 N	Northern Ill.	5 7
									169 H	Eastern Ky.	2 7
									169 H	Eastern Ky.	7 3
									169 H	Eastern Ky.	4 2
									172 N	UNC Greensboro	3 2
									173 N	Saint Louis	3 0
									179 N	Binghamton	7 4
									201 N	East Tenn. St.	1 5
									203 N	Northern Colo.	6 8
			LAST 10 GAMES						214 H	Belmont	3 1
			236 A	Morehead St.	5 1	231 H	Austin Peay	1 0	215 A	Southeast Mo. St.	3 2
			236 A	Morehead St.	5 1	70 A	Southern Ill.	8 7	215 H	Southeast Mo. St.	2 1
			281 H	Ark.-Pine Bluff	9 1	169 H	Eastern Ky.	2 7	215 H	Southeast Mo. St.	5 4
			63 A	Arkansas	4 6	169 H	Eastern Ky.	7 3	231 A	Austin Peay	5 4
			63 A	Arkansas	2 4	169 H	Eastern Ky.	4 2	231 A	Austin Peay	7 3

Non-Div. I Games:

UT Martin

RPI	S	Opponent	Score	
231	H	Austin Peay	1	0
234	N	Nicholls St.	5	3
236	A	Morehead St.	5	1
236	A	Morehead St.	5	1
243	N	Delaware	9	1
251	N	Cleveland St.	4	1
252	N	Niagara	6	3
255	H	Tennessee St.	10	1
255	H	Tennessee St.	5	3
255	H	Tennessee St.	9	1
281	H	Ark.-Pine Bluff	9	1
287	N	Southern U.	9	1

UT Martin

U
T
M
a
r
t
i
n

U
T
M
a
r
t
i
n

Average RPI Win:		154	WON-LOST RECORD		WINNING PCT. RANK		LAST 10 GAMES		STRENGTH OF SCHEDULE		OPP. STRENGTH OF SCHEDULE		TEAM RPI		ADJ RPI		CONF. RPI		ADJ CONF. RPI					
DIV. I ONLY			24-17-0		.58537		93		5-5-0		208		86		118		.51016		114		20		20	
DIV. I NON-CONF.			13-12-0		.52		122		0-1-0		158		27		116		.51713		111		17		17	
TOTALS		RPI 1-25		RPI 26-50				W-L RECORDS				RPI 51-100				RPI 101-150				RPI 150+				
24-17-0		0-2-0		3-2-0				OVERALL				4-6-0				3-5-0				14-2-0				
9-8-0		0-2-0		1-1-0				HOME				2-4-0				2-1-0				4-0-0				
7-5-0		0-0-0		0-0-0				AWAY				1-0-0				0-3-0				6-2-0				
8-4-0		0-0-0		2-1-0				NEUTRAL				1-2-0				1-1-0				4-0-0				
13-12-0		0-2-0		3-2-0				NON-CONFERENCE				3-3-0				3-5-0				4-0-0				
4-5-0		0-2-0		1-1-0				HOME				1-1-0				2-1-0				0-0-0				
1-3-0		0-0-0		0-0-				AWAY				1-0-0				0-3-0				0-0-0				
8-4-0		0-0-0		2-1-0				NEUTRAL				1-2-0				1-1-0				4-0-0				
11-5-0		0-0-0		0-0-0				CONFERENCE				1-3-0				0-0-0				10-2-0				
5-3-0		0-0-0		0-0-0				HOME				1-3-0				0-0-0				4-0-0				
6-2-0		0-0-0		0-0-0				AWAY				0-0-0				0-0-0				6-2-0				
0-0-0		0-0-0		0-0-0				NEUTRAL				0-0-0				0-0-0				0-0-0				
RPI	S	Opponent		Score		RPI	S	Opponent		Score		RPI	S	Opponent		Score		RPI	S	Opponent		Score		
13	H	Washington		0	5	27	H	Notre Dame		4	2	57	H	Boise St.		0	4	120	H	Quinnipiac		2	3	
22	H	Oregon St.		2	7	38	H	San Diego St.		0	5	61	N	Fresno St.		6	4	120	H	Quinnipiac		9	0	
						40	N	Houston		3	1	89	H	Valparaiso		1	0	131	A	Nevada		5	6	
						47	N	Wisconsin		10	9	91	N	UNLV		3	7	131	A	Nevada		6	7	
						47	N	Wisconsin		3	6	91	N	UNLV		1	2	131	A	Nevada		6	9	
												92	A	UC Santa Barbara		5	1	131	N	Nevada		2	1	
												98	H	Loyola Marymount		4	0	131	N	Nevada		2	3	
												98	H	Loyola Marymount		0	4	137	H	UC Davis		7	6	
												98	H	Loyola Marymount		3	4	165	N	Cal Poly		2	1	
												98	H	Loyola Marymount		0	3	170	N	Utah St.		4	0	
																		174	N	Maine		7	4	
																		183	N	Cal St. Northridge		3	2	
																		184	A	St. Mary's (CA)		6	4	
																		184	A	St. Mary's (CA)		5	3	
																		184	A	St. Mary's (CA)		1	11	
																		184	A	St. Mary's (CA)		1	0	
																		208	A	CSU Bakersfield		5	0	
																		208	A	CSU Bakersfield		6	1	
																		208	A	CSU Bakersfield		2	1	
																		208	A	CSU Bakersfield		3	4	
																		248	H	Santa Clara		8	0	
																		248	H	Santa Clara		3	2	
																		248	H	Santa Clara		7	0	
																		248	H	Santa Clara		5	4	
LAST 10 GAMES																								
						98	H	Loyola Marymount		4	0	248	H	Santa Clara		5	4	248	H	Santa Clara		7	0	
						98	H	Loyola Marymount		0	3	248	H	Santa Clara		7	0	248	H	Santa Clara		5	4	
						98	H	Loyola Marymount		3	4	248	H	Santa Clara		3	2							
						98	H	Loyola Marymount		0	4	248	H	Santa Clara		8	0							
						38	H	San Diego St.		0	5	184	A	St. Mary's (CA)		1	11							

Non-Div. I Games:

San Diego

[illegible]

Non-Div. I Games:

Charleston So.

RPI	S	Opponent	Score	
207	N	Akron	7	3
218	A	Liberty	2	1
218	A	Liberty	8	5
218	A	Liberty	8	9
238	H	Presbyterian	1	2
238	H	Presbyterian	3	2
238	H	Presbyterian	1	6
256	H	Savannah St.	4	2
256	H	Savannah St.	3	2
260	A	Hampton	6	4
260	H	Hampton	10	0
260	H	Hampton	5	0
262	A	UMBC	4	0

Charleston So.

C
h
a
r
l
e
s
t
o
n
S
o
.

C
h
a
r
l
e
s
t
o
n
S
o
.

Average RPI Win:		226	WON-LOST RECORD		WINNING PCT. RANK		LAST 10 GAMES		STRENGTH OF SCHEDULE		OPP. STRENGTH OF SCHEDULE		TEAM RPI		ADJ RPI		CONF. RPI		ADJ CONF. RPI									
DIV. I ONLY			22-17-0		.5641 104		8-2-0		145		173		115		.50528 117		18		17									
DIV. I NON-CONF.			12-13-0		.48 148		4-0-0		102		167		126		.50259 127		16		16									
TOTALS		RPI 1-25		RPI 26-50		W-L RECORDS		RPI 51-100		RPI 101-150		RPI 150+																
22-17-0		0-5-0		0-3-0		OVERALL		1-1-0		0-4-0		21-4-0																
14-2-0		0-1-0		0-0-0		HOME		0-0-0		0-0-0		14-1-0																
8-10-0		0-4-0		0-2-0		AWAY		1-1-0		0-2-0		7-1-0																
0-5-0		0-0-0		0-1-0		NEUTRAL		0-0-0		0-2-0		0-2-0																
12-13-0		0-5-0		0-3-0		NON-CONFERENCE		0-0-0		0-2-0		12-3-0																
8-2-0		0-1-0		0-0-0		HOME		0-0-0		0-0-0		8-1-0																
4-6-0		0-4-0		0-0-		AWAY		0-0-0		0-0-0		4-0-0																
0-5-0		0-0-0		0-1-0		NEUTRAL		0-0-0		0-2-0		0-2-0																
10-4-0		0-0-0		0-0-0		CONFERENCE		1-1-0		0-2-0		9-1-0																
6-0-0		0-0-0		0-0-0		HOME		0-0-0		0-0-0		6-0-0																
4-4-0		0-0-0		0-0-0		AWAY		1-1-0		0-2-0		3-1-0																
0-0-0		0-0-0		0-0-0		NEUTRAL		0-0-0		0-0-0		0-0-0																
RPI	S	Opponent		Score		RPI	S	Opponent		Score		RPI	S	Opponent		Score												
7	A	Texas		0	5	31	N	Oklahoma St.		0	5	100	A	McNeese St.		3	9	103	N	North Texas		1	9					
7	A	Texas		2	6	40	A	Houston		4	6	100	A	McNeese St.		6	5	129	N	Missouri St.		2	7					
7	A	Texas		0	14	40	A	Houston		3	8												138	A	Central Ark.		0	6
11	A	Texas A&M		4	7												138	A	Central Ark.		1	5						
11	H	Texas A&M		1	4												153	A	UTSA		2	8						
																						153	A	UTSA		8	3	
																						189	H	Buffalo		7	4	
																						189	H	Buffalo		5	1	
																						198	N	Wichita St.		3	4	
																						198	N	Wichita St.		4	6	
																						217	H	Stephen F. Austin		5	2	
																						217	H	Stephen F. Austin		5	2	
																						218	H	Liberty		3	0	
																						227	H	Northwestern St.		9	1	
																						227	H	Northwestern St.		4	3	
																						234	A	Nicholls St.		6	3	
																						234	A	Nicholls St.		6	4	
																						239	H	Texas Southern		8	3	
																						239	H	Texas Southern		5	0	
																						242	A	Houston Baptist		5	0	
																						242	A	Houston Baptist		6	3	
																						242	H	Houston Baptist		2	0	
																						242	H	Houston Baptist		4	3	
																						246	H	Southeastern La.		3	0	
																						246	H	Southeastern La.		1	0	
																						273	A	Prairie View		3	0	
																						273	A	Prairie View		3	0	
																						153	A	UTSA		2	8	
																						273	A	Prairie View		3	0	
																						273	A	Prairie View		9	0	
																						100	A	McNeese St.		3	9	
																						153	A	UTSA		8	3	
																						246	H	Southeastern La.		3	0	
																						239	H	Texas Southern		8	3	
																						239	H	Texas Southern		5	0	
																						246	H	Southeastern La.		1	0	
																						246	H	Southeastern La.		3	0	
																						273	A	Prairie View		3	0	
																						273	A	Prairie View		9	0	

Non-Div. I Games:

Sam Houston St.

RPI	S	Opponent	Score	
273	H	Prairie View	11	0
273	H	Prairie View	3	7

Sam Houston St.

S
a
m
H
o
u
s
t
o
n
S
t
.

S
a
m
H
o
u
s
t
o
n
S
t
.

Average RPI Win:		165	WON-LOST RECORD		WINNING PCT. RANK	LAST 10 GAMES	STRENGTH OF SCHEDULE		OPP. STRENGTH OF SCHEDULE	TEAM RPI	ADJ RPI	CONF. RPI	ADJ CONF. RPI
Average RPI Loss:		92											
DIV. I ONLY			22-22-0		.5	134	6-4-0		126	101	122	.50319	118
DIV. I NON-CONF.			20-18-0		.52632	119	4-0-0		168	137	131	.49912	133
TOTALS		RPI 1-25	RPI 26-50		W-L RECORDS		RPI 51-100		RPI 101-150		RPI 150+		
22-22-0		0-4-0	0-4-0		OVERALL		5-5-0		2-4-0		15-5-0		
8-3-0		0-0-0	0-0-0		HOME		3-2-0		1-0-0		4-1-0		
3-10-0		0-3-0	0-3-0		AWAY		1-0-0		0-3-0		2-1-0		
11-9-0		0-1-0	0-1-0		NEUTRAL		1-3-0		1-1-0		9-3-0		
20-18-0		0-4-0	0-1-0		NON-CONFERENCE		3-4-0		2-4-0		15-5-0		
6-2-0		0-0-0	0-0-0		HOME		1-1-0		1-0-0		4-1-0		
3-7-0		0-3-0	0-0-		AWAY		1-0-0		0-3-0		2-1-0		
11-9-0		0-1-0	0-1-0		NEUTRAL		1-3-0		1-1-0		9-3-0		
2-4-0		0-0-0	0-3-0		CONFERENCE		2-1-0		0-0-0		0-0-0		
2-1-0		0-0-0	0-0-0		HOME		2-1-0		0-0-0		0-0-0		
0-3-0		0-0-0	0-3-0		AWAY		0-0-0		0-0-0		0-0-0		
0-0-0		0-0-0	0-0-0		NEUTRAL		0-0-0		0-0-0		0-0-0		
RPI S	Opponent	Score	RPI S	Opponent	Score	RPI S	Opponent	Score	RPI S	Opponent	Score		
7 A	Texas	0 6	38 A	San Diego St.	3 4	54 N	Nebraska	2 10	107 A	New Mexico St.	2 5		
7 A	Texas	0 8	38 A	San Diego St.	1 4	57 H	Boise St.	7 11	107 A	New Mexico St.	1 4		
20 A	Stanford	0 11	38 A	San Diego St.	5 6	57 H	Boise St.	5 3	112 N	Iowa St.	3 4		
22 N	Oregon St.	2 4	48 N	Northwestern	1 8	57 H	Boise St.	5 3	133 H	Portland St.	10 9		
						73 H	UNI	16 13	134 A	Sacramento St.	0 1		
						73 H	UNI	2 8	135 N	Long Beach St.	7 6		
						74 N	Ohio St.	8 9	153 N	UTSA	10 2		
						87 A	Pacific	6 5	165 N	Cal Poly	5 2		
						88 N	San Jose St.	3 1	166 N	Cal St. Fullerton	10 13		
						94 N	Ole Miss	2 5	166 N	Cal St. Fullerton	9 3		
									176 A	UC Riverside	10 2		
									176 A	UC Riverside	1 3		
									182 N	James Madison	6 5		
									184 H	St. Mary's (CA)	11 10		
									184 H	St. Mary's (CA)	4 3		
									187 H	Weber St.	5 6		
									187 N	Weber St.	15 14		
									203 A	Northern Colo.	10 6		
									203 H	Northern Colo.	6 2		
									203 H	Northern Colo.	8 0		
									207 N	Akron	3 2		
									217 N	Stephen F. Austin	4 9		
									245 N	Princeton	3 5		
									248 N	Santa Clara	3 2		
									270 N	Brown	1 0		
									270 N	Brown	4 3		
			LAST 10 GAMES										
			57 H	Boise St.	7 11	38 A	San Diego St.	5 6					
			57 H	Boise St.	5 3	38 A	San Diego St.	3 4					
			57 H	Boise St.	5 3	203 H	Northern Colo.	6 2					
			133 H	Portland St.	10 9	203 A	Northern Colo.	10 6					
			38 A	San Diego St.	1 4	203 H	Northern Colo.	8 0					

Non-Div. I Games:

Colorado St.

M
e
r
c
e
r

Mercer

Average RPI Win:	182	WON-LOST RECORD	WINNING PCT. RANK	LAST 10 GAMES	STRENGTH OF SCHEDULE	OPP. STRENGTH OF SCHEDULE	TEAM RPI	ADJ RPI	CONF. RPI	ADJ CONF. RPI					
DIV. I ONLY		24-15-0	.61538	75	6-4-0	182	216	117	.50065	120	23	23			
DIV. I NON-CONF.		14-9-0	.6087	80	2-2-0	198	204	124	.50566	126	26	25			
<hr/>															
TOTALS	RPI 1-25	RPI 26-50		W-L RECORDS		RPI 51-100		RPI 101-150		RPI 150+					
24-15-0	0-0-0	0-2-0		OVERALL		3-1-0		5-5-0		16-7-0					
6-2-0	0-0-0	0-0-0		HOME		1-0-0		1-1-0		4-1-0					
9-10-0	0-0-0	0-2-0		AWAY		0-0-0		3-3-0		6-5-0					
9-3-0	0-0-0	0-0-0		NEUTRAL		2-1-0		1-1-0		6-1-0					
14-9-0	0-0-0	0-2-0		NON-CONFERENCE		3-1-0		2-2-0		9-4-0					
2-0-0	0-0-0	0-0-0		HOME		1-0-0		0-0-0		1-0-0					
3-6-0	0-0-0	0-0-		AWAY		0-0-0		1-1-0		2-3-0					
9-3-0	0-0-0	0-0-0		NEUTRAL		2-1-0		1-1-0		6-1-0					
10-6-0	0-0-0	0-0-0		CONFERENCE		0-0-0		3-3-0		7-3-0					
4-2-0	0-0-0	0-0-0		HOME		0-0-0		1-1-0		3-1-0					
6-4-0	0-0-0	0-0-0		AWAY		0-0-0		2-2-0		4-2-0					
0-0-0	0-0-0	0-0-0		NEUTRAL		0-0-0		0-0-0		0-0-0					
RPI	S	Opponent	Score	RPI	S	Opponent	Score	RPI	S	Opponent	Score				
				36	A	Massachusetts	0 1	72	H	Connecticut	5 4				
				38	A	San Diego St.	1 4	78	N	Miami (OH)	3 2				
								95	N	Fla. Gulf Coast	1 0				
								98	N	Loyola Marymount	0 3				
										102	N	Bowling Green	7 4		
										110	N	Western Mich.	1 3		
										114	A	San Diego	3 2		
										114	A	San Diego	0 9		
										125	H	Robert Morris	0 1		
										125	H	Robert Morris	3 1		
										126	A	LIU Brooklyn	13 4		
										126	A	LIU Brooklyn	4 5		
										128	A	Central Conn. St.	3 2		
										128	A	Central Conn. St.	2 4		
										176	A	UC Riverside	3 2		
										176	A	UC Riverside	2 3		
										180	N	Saint Joseph's	1 0		
										185	A	Fairfield	2 5		
										185	H	Fairfield	2 0		
										191	A	Monmouth	6 5		
										191	A	Monmouth	1 4		
										193	A	Fairleigh Dickinson	5 1		
										193	A	Fairleigh Dickinson	3 1		
										194	N	Iona	4 3		
										194	N	Iona	2 0		
				LAST 10 GAMES						200	N	Bethune-Cookman	2 11		
				125	H	Robert Morris	3 1	193	A	Fairleigh Dickinson	5 1	208	N	CSU Bakersfield	3 1
				125	H	Robert Morris	0 1	193	A	Fairleigh Dickinson	3 1	232	H	Sacred Heart	12 7
				185	A	Fairfield	2 5	261	H	Wagner	9 2	232	H	Sacred Heart	5 4
				272	A	Manhattan	3 2	261	H	Wagner	4 5	254	A	Mt. St. Mary's	2 0
				272	A	Manhattan	0 5	72	H	Connecticut	5 4	254	A	Mt. St. Mary's	0 1

Non-Div. I Games:

Quinnipiac

RPI	S	Opponent	Score	
261	H	Wagner	9	2
261	H	Wagner	4	5
272	A	Manhattan	0	5
272	A	Manhattan	3	2
286	N	Saint Peter's	11	3
286	N	Saint Peter's	14	1

Quinnipiac

Q
u
i
n
n
i
p
i
a
c

Q
u
i
n
n
i
p
i
a
c

Average RPI Win:		209	WON-LOST RECORD		WINNING PCT. RANK	LAST 10 GAMES		STRENGTH OF SCHEDULE		OPP. STRENGTH OF SCHEDULE	TEAM RPI	ADJ RPI	CONF. RPI	ADJ CONF. RPI			
Average RPI Loss:		92															
DIV. I ONLY			29-19-0		.60417	81	4-6-0		212		169	125	.50062	121	15	15	
DIV. I NON-CONF.			17-11-0		.60714	81	2-2-0		231		203	141	.49502	141	15	15	
TOTALS		RPI 1-25		RPI 26-50		W-L RECORDS		RPI 51-100		RPI 101-150		RPI 150+					
29-19-0		0-3-0		0-1-0		OVERALL		2-7-0		3-5-0		24-3-0					
23-7-0		0-0-0		0-1-0		HOME		2-1-0		3-3-0		18-2-0					
6-12-0		0-3-0		0-0-0		AWAY		0-6-0		0-2-0		6-1-0					
0-0-0		0-0-0		0-0-0		NEUTRAL		0-0-0		0-0-0		0-0-0					
17-11-0		0-3-0		0-1-0		NON-CONFERENCE		2-1-0		3-5-0		12-1-0					
13-6-0		0-0-0		0-1-0		HOME		2-1-0		3-3-0		8-1-0					
4-5-0		0-3-0		0-0-		AWAY		0-0-0		0-2-0		4-0-0					
0-0-0		0-0-0		0-0-0		NEUTRAL		0-0-0		0-0-0		0-0-0					
12-8-0		0-0-0		0-0-0		CONFERENCE		0-6-0		0-0-0		12-2-0					
10-1-0		0-0-0		0-0-0		HOME		0-0-0		0-0-0		10-1-0					
2-7-0		0-0-0		0-0-0		AWAY		0-6-0		0-0-0		2-1-0					
0-0-0		0-0-0		0-0-0		NEUTRAL		0-0-0		0-0-0		0-0-0					
RPI	S	Opponent		Score		RPI	S	Opponent		Score		RPI	S	Opponent		Score	
9	A	Arizona		0	9	32	H	Virginia Tech		1	3	56	A	Ga. Southern		1	4
9	A	Arizona		0	5							56	A	Ga. Southern		1	2
9	A	Arizona		0	8							56	A	Ga. Southern		3	4
												65	A	Chattanooga		1	11
												65	A	Chattanooga		1	2
												65	A	Chattanooga		2	11
												80	H	Kennesaw St.		4	2
												97	H	North Carolina St.		1	2
												97	H	North Carolina St.		3	2
												111	H	Coastal Caro.		1	2
												111	H	Coastal Caro.		5	0
												116	A	Charleston So.		3	6
												116	A	Charleston So.		1	5
												116	H	Charleston So.		3	0
												116	H	Charleston So.		3	1
												143	H	Middle Tenn.		2	4
												145	H	La.-Monroe		4	5
												172	H	UNC Greensboro		2	5
												172	H	UNC Greensboro		2	0
												175	H	Appalachian St.		3	1
												175	H	Appalachian St.		7	3
												175	H	Appalachian St.		6	0
												192	A	Western Caro.		4	0
												192	A	Western Caro.		7	0
												192	A	Western Caro.		1	9
												197	H	Furman		4	0
												197	H	Furman		1	0
												197	H	Furman		4	0
												207	H	Akron		3	0
												220	H	Samford		6	2
												220	H	Samford		7	1
												220	H	Samford		4	2
												236	H	Morehead St.		2	7
												256	A	Savannah St.		1	0
												256	A	Savannah St.		8	2
												261	H	Wagner		4	0
		LAST 10 GAMES															
						172	H	UNC Greensboro		2	0	56	A	Ga. Southern		1	4
						172	H	UNC Greensboro		2	5	56	A	Ga. Southern		1	2
						116	A	Charleston So.		3	6	282	A	South Carolina St.		6	0
						116	A	Charleston So.		1	5	282	A	South Carolina St.		9	0
						56	A	Ga. Southern		3	4	197	H	Furman		1	0

Non-Div. I Games:

Col. of Charleston

RPI	S	Opponent	Score	
264	H	UNC Wilmington	3	0
264	H	UNC Wilmington	4	1
282	A	South Carolina St.	9	0
282	A	South Carolina St.	6	0
282	H	South Carolina St.	6	1
282	H	South Carolina St.	5	3
285	H	N.C. Central	13	2
285	H	N.C. Central	10	2

Col. of Charleston

C
o
l
.
o
f
C
h
a
r
l
e
s
t
o
n

C
o
l
.
o
f
C
h
a
r
l
e
s
t
o
n

Average RPI Win:		185	WON-LOST RECORD		WINNING PCT. RANK		LAST 10 GAMES		STRENGTH OF SCHEDULE		OPP. STRENGTH OF SCHEDULE		TEAM RPI		ADJ RPI		CONF. RPI		ADJ CONF. RPI				
DIV. I ONLY			28-19-0		.59574 88		7-3-0		206		137		123		.50013 122		21		24				
DIV. I NON-CONF.			14-12-0		.53846 109		2-0-0		139		67		106		.5183 107		22		22				
TOTALS		RPI 1-25		RPI 26-50		W-L RECORDS		RPI 51-100		RPI 101-150		RPI 150+											
28-19-0		0-2-0		0-3-0		OVERALL		8-5-0		1-4-0		19-5-0											
16-5-0		0-0-0		0-0-0		HOME		2-0-0		0-2-0		14-3-0											
8-12-0		0-2-0		0-2-0		AWAY		5-5-0		1-2-0		2-1-0											
4-2-0		0-0-0		0-1-0		NEUTRAL		1-0-0		0-0-0		3-1-0											
14-12-0		0-2-0		0-3-0		NON-CONFERENCE		7-3-0		0-2-0		7-2-0											
6-3-0		0-0-0		0-0-0		HOME		2-0-0		0-2-0		4-1-0											
4-7-0		0-2-0		0-0-		AWAY		4-3-0		0-0-0		0-0-0											
4-2-0		0-0-0		0-1-0		NEUTRAL		1-0-0		0-0-0		3-1-0											
14-7-0		0-0-0		0-0-0		CONFERENCE		1-2-0		1-2-0		12-3-0											
10-2-0		0-0-0		0-0-0		HOME		0-0-0		0-0-0		10-2-0											
4-5-0		0-0-0		0-0-0		AWAY		1-2-0		1-2-0		2-1-0											
0-0-0		0-0-0		0-0-0		NEUTRAL		0-0-0		0-0-0		0-0-0											
RPI	S	Opponent		Score		RPI	S	Opponent		Score		RPI	S	Opponent		Score		RPI	S	Opponent		Score	
9	A	Arizona		0	8	37	A	BYU		0	8	71	A	Utah		2	18	124	A	Western Ill.		0	8
9	A	Arizona		1	9	37	A	BYU		4	6	71	A	Utah		3	8	124	A	Western Ill.		11	6
						41	N	UAB		0	2	77	A	IPFW		3	5	124	A	Western Ill.		0	8
												77	A	IPFW		1	0	141	H	Utah Valley		2	5
												77	A	IPFW		4	12	141	H	Utah Valley		3	11
												84	N	Western Ky.		5	4	163	H	UMKC		5	3
												88	A	San Jose St.		5	4	163	H	UMKC		2	5
												88	A	San Jose St.		4	6	163	H	UMKC		9	6
												88	A	San Jose St.		7	2	170	H	Utah St.		7	2
												91	A	UNLV		8	4	170	H	Utah St.		9	3
												91	A	UNLV		11	10	187	H	Weber St.		3	6
												91	H	UNLV		9	1	187	H	Weber St.		13	4
												91	H	UNLV		3	2	187	H	Weber St.		8	6
																		223	N	North Dakota		4	1
																		223	N	North Dakota		1	6
																		244	A	IUPUI		1	3
																		244	A	IUPUI		3	1
																		244	A	IUPUI		3	1
																		248	N	Santa Clara		8	2
																		248	N	Santa Clara		6	1
																		253	H	South Dakota St.		8	0
																		253	H	South Dakota St.		7	0
																		253	H	South Dakota St.		10	0
																		263	H	South Dakota		5	0
																		263	H	South Dakota		12	2
																		263	H	South Dakota		8	9
																		274	H	Oakland		10	2
LAST 10 GAMES																							
253 H South Dakota St.						7 0						77 A IPFW						4 12					
253 H South Dakota St.						8 0						91 A UNLV						11 10					
253 H South Dakota St.						10 0						91 A UNLV						8 4					
77 A IPFW						3 5						244 A IUPUI						1 3					
77 A IPFW						1 0						244 A IUPUI						3 1					

Non-Div. I Games:

Southern Utah

RPI	S	Opponent	Score	
274	H	Oakland	10	1
274	H	Oakland	9	0

Southern Utah

S
o
u
t
h
e
r
n
U
t
a
h

S
o
u
t
h
e
r
n
U
t
a
h

Average RPI Win:	181	WON-LOST	WINNING	LAST 10	STRENGTH OF	OPP. STRENGTH	TEAM	ADJ	CONF.	ADJ CONF.					
Average RPI Loss:	148	RECORD	PCT. RANK	GAMES	SCHEDULE	OF SCHEDULE	RPI	RPI	RPI	RPI					
DIV. I ONLY		23-18-0	.56098	105	6-4-0	142	208	121	.4987	123	11	11			
DIV. I NON-CONF.		15-10-0	.6	83	0-0-0	197	278	137	.49176	144	11	11			
<hr/>															
TOTALS	RPI 1-25	RPI 26-50		W-L RECORDS		RPI 51-100		RPI 101-150		RPI 150+					
23-18-0	0-0-0	0-1-0		OVERALL		5-7-0		3-2-0		15-8-0					
19-11-0	0-0-0	0-0-0		HOME		2-6-0		3-1-0		14-4-0					
4-5-0	0-0-0	0-1-0		AWAY		3-1-0		0-0-0		1-3-0					
0-2-0	0-0-0	0-0-0		NEUTRAL		0-0-0		0-1-0		0-1-0					
<hr/>															
15-10-0	0-0-0	0-1-0		NON-CONFERENCE		0-2-0		1-2-0		14-5-0					
15-7-0	0-0-0	0-0-0		HOME		0-2-0		1-1-0		14-4-0					
0-1-0	0-0-0	0-0-		AWAY		0-0-0		0-0-0		0-0-0					
0-2-0	0-0-0	0-0-0		NEUTRAL		0-0-0		0-1-0		0-1-0					
<hr/>															
8-8-0	0-0-0	0-0-0		CONFERENCE		5-5-0		2-0-0		1-3-0					
4-4-0	0-0-0	0-0-0		HOME		2-4-0		2-0-0		0-0-0					
4-4-0	0-0-0	0-0-0		AWAY		3-1-0		0-0-0		1-3-0					
0-0-0	0-0-0	0-0-0		NEUTRAL		0-0-0		0-0-0		0-0-0					
<hr/>															
RPI	S	Opponent	Score	RPI	S	Opponent	Score	RPI	S	Opponent	Score	RPI	S	Opponent	Score
				44	A	UCF	1 3	67	A	Lipscomb	5 3	106	H	Boston College	1 2
								67	A	Lipscomb	1 0	106	H	Boston College	7 1
								69	H	Ball St.	1 4	119	H	Mercer	6 3
								73	H	UNI	0 8	119	H	Mercer	6 4
								75	A	S.C. Upstate	2 4	146	N	Penn	2 3
								75	A	S.C. Upstate	5 2	190	H	St. Bonaventure	3 2
								80	H	Kennesaw St.	1 8	194	H	Iona	8 2
								80	H	Kennesaw St.	1 5	200	H	Bethune-Cookman	2 7
								82	H	North Florida	7 0	200	H	Bethune-Cookman	4 0
								82	H	North Florida	0 1	200	H	Bethune-Cookman	8 3
								95	H	Fla. Gulf Coast	0 7	200	H	Bethune-Cookman	11 3
								95	H	Fla. Gulf Coast	3 2	201	A	East Tenn. St.	5 0
												201	A	East Tenn. St.	1 3
												203	H	Northern Colo.	6 0
												205	N	Ill.-Chicago	2 5
												214	A	Belmont	2 6
												214	A	Belmont	1 2
												242	H	Houston Baptist	2 0
												254	H	Mt. St. Mary's	2 0
												254	H	Mt. St. Mary's	0 1
												254	H	Mt. St. Mary's	8 0
												254	H	Mt. St. Mary's	7 1
												256	H	Savannah St.	5 2
												256	H	Savannah St.	9 1
												259	H	Dartmouth	0 1
												259	H	Dartmouth	1 6
												263	H	South Dakota	6 1
<hr/>															
				LAST 10 GAMES											
								75	A	S.C. Upstate	2 4	80	H	Kennesaw St.	1 5
								75	A	S.C. Upstate	5 2	119	H	Mercer	6 3
								201	A	East Tenn. St.	1 3	119	H	Mercer	6 4
								201	A	East Tenn. St.	5 0	67	A	Lipscomb	5 3
								80	H	Kennesaw St.	1 8	67	A	Lipscomb	1 0

Non-Div. I Games:

Stetson

RPI	S	Opponent	Score	
263	H	South Dakota	9	0

Stetson

S
t
e
t
s
o
n

S
t
e
t
s
o
n

Average RPI Win:	188	WON-LOST RECORD	WINNING PCT. RANK	LAST 10 GAMES		STRENGTH OF SCHEDULE	OPP. STRENGTH OF SCHEDULE	TEAM RPI	ADJ RPI	CONF. RPI	ADJ CONF. RPI	
DIV. I ONLY		23-22-0	.51111	127	3-7-0	135	166	126	.49811	124	21	24
DIV. I NON-CONF.		10-17-0	.37037	204	0-4-0	131	111	178	.47371	176	22	22
<hr/>												
TOTALS	RPI 1-25	RPI 26-50		W-L RECORDS		RPI 51-100		RPI 101-150		RPI 150+		
23-22-0	0-2-0	1-2-0		OVERALL		4-9-0		2-4-0		16-5-0		
8-4-0	0-0-0	0-0-0		HOME		1-3-0		2-1-0		5-0-0		
10-10-0	0-2-0	1-2-0		AWAY		2-3-0		0-2-0		7-1-0		
5-8-0	0-0-0	0-0-0		NEUTRAL		1-3-0		0-1-0		4-4-0		
10-17-0	0-2-0	1-2-0		NON-CONFERENCE		1-6-0		0-3-0		8-4-0		
2-1-0	0-0-0	0-0-0		HOME		0-1-0		0-0-0		2-0-0		
3-8-0	0-2-0	1-0-		AWAY		0-2-0		0-2-0		2-0-0		
5-8-0	0-0-0	0-0-0		NEUTRAL		1-3-0		0-1-0		4-4-0		
13-5-0	0-0-0	0-0-0		CONFERENCE		3-3-0		2-1-0		8-1-0		
6-3-0	0-0-0	0-0-0		HOME		1-2-0		2-1-0		3-0-0		
7-2-0	0-0-0	0-0-0		AWAY		2-1-0		0-0-0		5-1-0		
0-0-0	0-0-0	0-0-0		NEUTRAL		0-0-0		0-0-0		0-0-0		
RPI S	Opponent	Score	RPI S	Opponent	Score	RPI S	Opponent	Score	RPI S	Opponent	Score	
14 A	Missouri	0 8	45 A	Kentucky	5 4	62 A	Illinois	1 5	112 A	Iowa St.	2 6	
16 A	Georgia	0 2	47 A	Wisconsin	1 7	70 A	Southern Ill.	6 14	122 H	Southern Utah	8 0	
			47 A	Wisconsin	11 12	72 N	Connecticut	2 4	122 H	Southern Utah	8 0	
						73 H	UNI	0 8	122 H	Southern Utah	6 11	
						73 N	UNI	0 5	129 N	Missouri St.	0 2	
						73 N	UNI	4 1	147 A	Memphis	7 8	
						77 H	IPFW	7 2	159 N	SIU Edwardsville	3 1	
						77 H	IPFW	0 4	161 H	Bradley	5 4	
						77 H	IPFW	4 12	164 N	Drake	2 3	
						78 N	Miami (OH)	0 2	167 N	Northern Ill.	0 5	
						86 A	North Dakota St.	6 1	186 N	Winthrop	2 5	
						86 A	North Dakota St.	3 1	189 N	Buffalo	8 3	
						86 A	North Dakota St.	0 3	196 N	Wright St.	2 4	
									205 H	Ill.-Chicago	8 5	
									215 N	Southeast Mo. St.	12 4	
									223 N	North Dakota	4 0	
									244 A	IUPUI	4 1	
									244 A	IUPUI	6 8	
									244 A	IUPUI	3 2	
									250 A	Evansville	3 0	
									250 A	Evansville	8 2	
									253 H	South Dakota St.	7 2	
									253 H	South Dakota St.	9 3	
									253 H	South Dakota St.	13 1	
									274 A	Oakland	9 1	
									274 A	Oakland	9 3	
									274 A	Oakland	5 0	
			LAST 10 GAMES									
			77 H	IPFW	0 4	47 A	Wisconsin	1 7	253 H	South Dakota St.	9 3	
			77 H	IPFW	7 2	47 A	Wisconsin	11 12	253 H	South Dakota St.	13 1	
			77 H	IPFW	4 12	86 A	North Dakota St.	6 1	274 A	Oakland	9 1	
			14 A	Missouri	0 8	86 A	North Dakota St.	3 1	274 A	Oakland	9 3	
			62 A	Illinois	1 5	86 A	North Dakota St.	0 3	274 A	Oakland	5 0	

Non-Div. I Games:

Western Ill.

Average RPI Win: 208		WON-LOST	WINNING	LAST 10	STRENGTH OF		OPP. STRENGTH	TEAM	ADJ	CONF.	ADJ CONF.
Average RPI Loss: 153		RECORD	PCT. RANK	GAMES	SCHEDULE		OF SCHEDULE	RPI	RPI	RPI	RPI
DIV. I ONLY		29-19-0	.60417	81	7-2-0		185	240	124	.49807	125
DIV. I NON-CONF.		16-14-0	.53333	115	1-1-0		184	240	155	.48821	153
TOTALS		RPI 1-25	RPI 26-50		W-L RECORDS		RPI 51-100		RPI 101-150		RPI 150+
29-19-0	0-1-0	0-0-0		OVERALL		1-4-0		5-3-0		23-11-0	
9-5-0	0-0-0	0-0-0		HOME		0-0-0		0-0-0		9-5-0	
11-5-0	0-1-0	0-0-0		AWAY		0-0-0		4-2-0		7-2-0	
9-9-0	0-0-0	0-0-0		NEUTRAL		1-4-0		1-1-0		7-4-0	
16-14-0	0-1-0	0-0-0		NON-CONFERENCE		1-4-0		2-2-0		13-7-0	
4-2-0	0-0-0	0-0-0		HOME		0-0-0		0-0-0		4-2-0	
3-3-0	0-1-0	0-0-		AWAY		0-0-0		1-1-0		2-1-0	
9-9-0	0-0-0	0-0-0		NEUTRAL		1-4-0		1-1-0		7-4-0	
13-5-0	0-0-0	0-0-0		CONFERENCE		0-0-0		3-1-0		10-4-0	
5-3-0	0-0-0	0-0-0		HOME		0-0-0		0-0-0		5-3-0	
8-2-0	0-0-0	0-0-0		AWAY		0-0-0		3-1-0		5-1-0	
0-0-0	0-0-0	0-0-0		NEUTRAL		0-0-0		0-0-0		0-0-0	
RPI S	Opponent	Score		RPI S	Opponent	Score		RPI S	Opponent	Score	
18 A	Hawaii	0 9						52 N	Radford	1 3	
								64 N	Georgia St.	0 5	
								70 N	Southern Ill.	1 2	
								80 N	Kennesaw St.	5 4	
								96 N	Stony Brook	0 1	
								109 A	Kent St.	4 1	
								109 A	Kent St.	3 6	
								120 A	Quinnipiac	1 3	
								120 A	Quinnipiac	1 0	
								126 A	LIU Brooklyn	8 2	
								126 A	LIU Brooklyn	10 3	
								138 N	Central Ark.	3 5	
								142 N	Ohio	1 0	
								173 N	Saint Louis	1 2	
								180 N	Saint Joseph's	0 2	
								181 A	Campbell	5 1	
								188 N	Marist	6 7	
								189 N	Buffalo	0 3	
								191 H	Monmouth	2 3	
								191 H	Monmouth	5 2	
								193 H	Fairleigh Dickinson	0 2	
								193 H	Fairleigh Dickinson	12 11	
								202 N	Georgetown	1 0	
								204 H	Bryant	7 4	
								204 H	Bryant	0 2	
								207 H	Akron	8 2	
								207 H	Akron	0 6	
								213 H	Saint Francis (PA)	3 1	
								213 H	Saint Francis (PA)	5 3	
								216 A	George Washington	1 2	
								229 N	Towson	3 2	
								230 N	Rhode Island	8 4	
LAST 10 GAMES				120 A	Quinnipiac	1 3		207 H	Akron	0 6	
				120 A	Quinnipiac	1 0		254 A	Mt. St. Mary's	8 1	
				232 A	Sacred Heart	6 3		254 A	Mt. St. Mary's	12 0	
				232 A	Sacred Heart	3 2		204 H	Bryant	7 4	
				207 H	Akron	8 2		204 H	Bryant	0 2	

Non-Div. I Games:

Robert Morris

Robert Morris

Average RPI Win:	181	WON-LOST RECORD	WINNING PCT. RANK	LAST 10 GAMES		STRENGTH OF SCHEDULE	OPP. STRENGTH OF SCHEDULE	TEAM RPI	ADJ RPI	CONF. RPI	ADJ CONF. RPI	
DIV. I ONLY		21-30-0	.41176	197	9-1-0	84	102	131	.49802	126	23	23
DIV. I NON-CONF.		9-26-0	.25714	249	1-0-0	73	44	189	.46958	183	26	25
<hr/>												
TOTALS	RPI 1-25	RPI 26-50		W-L RECORDS		RPI 51-100		RPI 101-150		RPI 150+		
21-30-0	0-3-0	1-7-0		OVERALL		1-10-0		6-6-0		13-4-0		
7-4-0	0-0-0	0-0-0		HOME		0-0-0		2-3-0		5-1-0		
7-3-0	0-1-0	0-1-0		AWAY		0-1-0		3-0-0		4-0-0		
7-23-0	0-2-0	1-6-0		NEUTRAL		1-9-0		1-3-0		4-3-0		
9-26-0	0-3-0	1-7-0		NON-CONFERENCE		1-10-0		3-3-0		4-3-0		
1-0-0	0-0-0	0-0-0		HOME		0-0-0		1-0-0		0-0-0		
1-3-0	0-1-0	0-0-		AWAY		0-1-0		1-0-0		0-0-0		
7-23-0	0-2-0	1-6-0		NEUTRAL		1-9-0		1-3-0		4-3-0		
12-4-0	0-0-0	0-0-0		CONFERENCE		0-0-0		3-3-0		9-1-0		
6-4-0	0-0-0	0-0-0		HOME		0-0-0		1-3-0		5-1-0		
6-0-0	0-0-0	0-0-0		AWAY		0-0-0		2-0-0		4-0-0		
0-0-0	0-0-0	0-0-0		NEUTRAL		0-0-0		0-0-0		0-0-0		
RPI	S	Opponent	Score	RPI	S	Opponent	Score	RPI	S	Opponent	Score	
6	N	Florida	0 8	27	N	Notre Dame	0 5	53	N	Rutgers	0 1	
19	A	South Fla.	2 10	28	N	Michigan	0 4	67	N	Lipscomb	5 13	
20	N	Stanford	0 3	32	N	Virginia Tech	2 5	68	N	Illinois St.	0 9	
				37	N	BYU	4 11	69	N	Ball St.	1 8	
				39	N	Boston U.	4 3	73	N	UNI	5 1	
				45	N	Kentucky	1 2	79	N	Maryland	1 3	
				48	N	Northwestern	3 4	80	N	Kennesaw St.	0 1	
				50	A	Hofstra	2 3	82	N	North Florida	2 8	
								93	N	Iowa	0 7	
								95	N	Fla. Gulf Coast	1 7	
								96	A	Stony Brook	0 7	
				</								

Non-Div. I Games:

LIU Brooklyn

RPI	S	Opponent	Score	
261	A	Wagner	5	3
261	A	Wagner	9	7

LIU Brooklyn

L
I
U
B
r
o
o
k
l
y
n

L
I
U
B
r
o
o
k
l
y
n

[illegible]

Non-Div. I Games:

Jacksonville St.

RPI	S	Opponent	Score	
246	H	Southeastern La.	15	10
255	A	Tennessee St.	2	0
255	H	Tennessee St.	6	3
255	H	Tennessee St.	10	1

Jacksonville St.

J
a
c
k
s
o
n
v
i
l
l
e
s
t
.

J
a
c
k
s
o
n
v
i
l
l
e
s
t
.

Average RPI Win:		219	WON-LOST RECORD		WINNING PCT. RANK		LAST 10 GAMES		STRENGTH OF SCHEDULE		OPP. STRENGTH OF SCHEDULE		TEAM RPI		ADJ RPI		CONF. RPI		ADJ CONF. RPI		
DIV. I ONLY			25-16-0		.60976 76		6-4-0		168		236		113		.4974 128		23		23		
DIV. I NON-CONF.			18-10-0		.64286 63		0-2-0		149		238		96		.51719 110		26		25		
TOTALS		RPI 1-25		RPI 26-50		W-L RECORDS		RPI 51-100		RPI 101-150		RPI 150+									
25-16-0		0-5-0		0-2-0		OVERALL		2-0-0		2-3-0		21-6-0									
10-4-0		0-0-0		0-0-0		HOME		0-0-0		1-3-0		9-1-0									
9-10-0		0-4-0		0-2-0		AWAY		0-0-0		0-0-0		9-4-0									
6-2-0		0-1-0		0-0-0		NEUTRAL		2-0-0		1-0-0		3-1-0									
18-10-0		0-5-0		0-2-0		NON-CONFERENCE		2-0-0		1-0-0		15-3-0									
5-0-0		0-0-0		0-0-0		HOME		0-0-0		0-0-0		5-0-0									
7-8-0		0-4-0		0-0-		AWAY		0-0-0		0-0-0		7-2-0									
6-2-0		0-1-0		0-0-0		NEUTRAL		2-0-0		1-0-0		3-1-0									
7-6-0		0-0-0		0-0-0		CONFERENCE		0-0-0		1-3-0		6-3-0									
5-4-0		0-0-0		0-0-0		HOME		0-0-0		1-3-0		4-1-0									
2-2-0		0-0-0		0-0-0		AWAY		0-0-0		0-0-0		2-2-0									
0-0-0		0-0-0		0-0-0		NEUTRAL		0-0-0		0-0-0		0-0-0									
RPI	S	Opponent		Score		RPI	S	Opponent		Score		RPI	S	Opponent		Score					
3	A	Arizona St.		0	8	50	A	Hofstra		3	11	73	N	UNI		2	1				
3	A	Arizona St.		1	11	50	A	Hofstra		0	6	78	N	Miami (OH)		5	3				
3	A	Arizona St.		0	10																
3	A	Arizona St.		2	14																
19	N	South Fla.		0	10																
												101	N	Penn St.		4	3				
												120	H	Quinnipiac		4	2				
												120	H	Quinnipiac		2	3				
												126	H	LIU Brooklyn		3	4				
												126	H	LIU Brooklyn		1	3				
												161	N	Bradley		11	6				
												185	H	Fairfield		2	0				
												185	H	Fairfield		8	5				
												191	H	Monmouth		8	5				
												193	A	Fairleigh Dickinson		2	3				
												193	A	Fairleigh Dickinson		2	3				
												232	A	Sacred Heart		2	0				
												232	A	Sacred Heart		10	1				
												241	A	Norfolk St.		4	0				
												241	A	Norfolk St.		6	3				
												241	A	Norfolk St.		6	0				
												241	A	Norfolk St.		5	3				
												254	H	Mt. St. Mary's		9	2				
												254	H	Mt. St. Mary's		1	3				
												258	A	Coppin St.		5	0				
												258	A	Coppin St.		4	5				
												260	A	Hampton		3	2				
												260	N	Hampton		1	3				
												261	H	Wagner		8	0				
												261	H	Wagner		2	1				
												267	H	Hartford		13	7				
												267	H	Hartford		5	4				
						LAST 10 GAMES															
						191 H Monmouth						8	5	232 A Sacred Heart						10	1
						126 H LIU Brooklyn						1	3	232 A Sacred Heart						2	0
						126 H LIU Brooklyn						3	4	50 A Hofstra						3	11
						261 H Wagner						2	1	50 A Hofstra						0	6
						261 H Wagner						8	0	120 H Quinnipiac						4	2

Non-Div. I Games:

Central Conn. St.

RPI	S	Opponent	Score	
268	A	Yale	8	10
268	A	Yale	4	0
278	H	Holy Cross	9	3
289	N	Md.-East. Shore	9	0
289	N	Md.-East. Shore	7	0

Central Conn. St.
.
S
t
.

C
e
n
t
r
a
l
C
o
n
n
.
S
t
.

[illegible]

Non-Div. I Games:

Missouri St.

Average RPI Win: 214		WON-LOST	WINNING	LAST 10	STRENGTH OF		OPP. STRENGTH	TEAM	ADJ	CONF.	ADJ CONF.
Average RPI Loss: 79		RECORD	PCT. RANK	GAMES	SCHEDULE		OF SCHEDULE	RPI	RPI	RPI	RPI
DIV. I ONLY		24-19-1	.55682	108	5-4-0		180	155	127	.49667	130
DIV. I NON-CONF.		11-13-1	.46	157	0-1-0		181	139	166	.47801	170
TOTALS		RPI 1-25	RPI 26-50		W-L RECORDS		RPI 51-100		RPI 101-150		RPI 150+
24-19-1		0-5-0	0-0-0		OVERALL		2-9-0		0-2-0		22-3-1
8-3-0		0-0-0	0-0-0		HOME		0-2-0		0-1-0		8-0-0
11-11-1		0-5-0	0-0-0		AWAY		1-3-0		0-0-0		10-3-1
5-5-0		0-0-0	0-0-0		NEUTRAL		1-4-0		0-1-0		4-0-0
11-13-1		0-5-0	0-0-0		NON-CONFERENCE		1-5-0		0-2-0		10-1-1
2-1-0		0-0-0	0-0-0		HOME		0-0-0		0-1-0		2-0-0
4-7-1		0-5-0	0-0-		AWAY		0-1-0		0-0-0		4-1-1
5-5-0		0-0-0	0-0-0		NEUTRAL		1-4-0		0-1-0		4-0-0
13-6-0		0-0-0	0-0-0		CONFERENCE		1-4-0		0-0-0		12-2-0
6-2-0		0-0-0	0-0-0		HOME		0-2-0		0-0-0		6-0-0
7-4-0		0-0-0	0-0-0		AWAY		1-2-0		0-0-0		6-2-0
0-0-0		0-0-0	0-0-0		NEUTRAL		0-0-0		0-0-0		0-0-0
RPI S	Opponent	Score	RPI S	Opponent	Score	RPI S	Opponent	Score	RPI S	Opponent	Score
3 A	Arizona St.	1 3				54 A	Nebraska	0 3	107 N	New Mexico St.	1 4
3 A	Arizona St.	3 12				57 N	Boise St.	3 6	112 H	Iowa St.	3 6
10 A	Louisville	0 4				70 A	Southern Ill.	4 10	161 A	Bradley	2 1
10 A	Louisville	0 8				70 A	Southern Ill.	7 6	161 A	Bradley	4 7
10 A	Louisville	0 7				70 A	Southern Ill.	8 17	161 A	Bradley	11 3
						73 H	UNI	3 15	164 A	Drake	5 2
						73 H	UNI	4 5	164 A	Drake	0 2
						86 N	North Dakota St.	2 6	167 N	Northern Ill.	5 1
						87 N	Pacific	6 7	167 N	Northern Ill.	5 4
						89 N	Valparaiso	3 1	198 A	Wichita St.	15 7
						90 N	East Carolina	1 12	198 A	Wichita St.	9 1
									198 A	Wichita St.	14 4
									210 H	Indiana St.	9 0
									210 H	Indiana St.	4 0
									210 H	Indiana St.	12 4
									250 H	Evansville	2 1
									250 H	Evansville	7 0
									250 H	Evansville	4 3
									253 A	South Dakota St.	0 1
									253 A	South Dakota St.	1 1
									253 N	South Dakota St.	8 1
									263 H	South Dakota	4 1
									263 H	South Dakota	15 1
									280 N	Howard	19 4
									281 A	Ark.-Pine Bluff	12 0
									281 A	Ark.-Pine Bluff	10 2
									281 A	Ark.-Pine Bluff	14 2
			LAST 10 GAMES								
			250 H	Evansville	7 0	73 H	UNI	3 15	263 H	South Dakota	15 1
			250 H	Evansville	4 3	73 H	UNI	4 5	280 N	Howard	19 4
			250 H	Evansville	2 1	54 A	Nebraska	0 3	281 A	Ark.-Pine Bluff	12 0
			164 A	Drake	0 2	198 A	Wichita St.	15 7	281 A	Ark.-Pine Bluff	10 2
			164 A	Drake	5 2	198 A	Wichita St.	14 4	281 A	Ark.-Pine Bluff	14 2

Non-Div. I Games:

Creighton

RPI	S	Opponent	Score	
281	A	Ark.-Pine Bluff	18	0

Creighton

C
r
e
i
g
h
t
o
n

C
r
e
i
g
h
t
o
n

Average RPI Win: 110		WON-LOST	WINNING	LAST 10	STRENGTH OF		OPP. STRENGTH	TEAM	ADJ		CONF.	ADJ CONF.
Average RPI Loss: 99		RECORD	PCT. RANK	GAMES	SCHEDULE		OF SCHEDULE	RPI	RPI		RPI	RPI
DIV. I ONLY		17-30-0	.3617	221	5-5-0		69	97	143		.49636	131
DIV. I NON-CONF.		10-22-0	.3125	233	1-1-0		88	115	185		.47391	175
TOTALS		RPI 1-25	RPI 26-50		W-L RECORDS		RPI 51-100		RPI 101-150		RPI 150+	
17-30-0		2-3-0	1-4-0		OVERALL		3-11-0		7-6-0		4-6-0	
6-11-0		1-2-0	0-3-0		HOME		2-4-0		3-2-0		0-0-0	
8-8-0		1-1-0	0-0-0		AWAY		0-2-0		3-2-0		4-3-0	
3-11-0		0-0-0	1-1-0		NEUTRAL		1-5-0		1-2-0		0-3-0	
10-22-0		1-1-0	1-4-0		NON-CONFERENCE		1-7-0		5-5-0		2-5-0	
3-5-0		0-0-0	0-3-0		HOME		0-0-0		3-2-0		0-0-0	
4-6-0		1-1-0	0-0-		AWAY		0-2-0		1-1-0		2-2-0	
3-11-0		0-0-0	1-1-0		NEUTRAL		1-5-0		1-2-0		0-3-0	
7-8-0		1-2-0	0-0-0		CONFERENCE		2-4-0		2-1-0		2-1-0	
3-6-0		1-2-0	0-0-0		HOME		2-4-0		0-0-0		0-0-0	
4-2-0		0-0-0	0-0-0		AWAY		0-0-0		2-1-0		2-1-0	
0-0-0		0-0-0	0-0-0		NEUTRAL		0-0-0		0-0-0		0-0-0	
RPI S	Opponent	Score	RPI S	Opponent	Score	RPI S	Opponent	Score	RPI S	Opponent	Score	
18 H	Hawaii	0 6	38 N	San Diego St.	5 2	57 N	Boise St.	3 7	107 A	New Mexico St.	8 7	
18 H	Hawaii	2 6	40 N	Houston	1 2	57 N	Boise St.	0 4	107 A	New Mexico St.	7 6	
18 H	Hawaii	4 0	47 H	Wisconsin	5 8	61 H	Fresno St.	3 7	107 A	New Mexico St.	4 12	
20 A	Stanford	11 3	47 H	Wisconsin	1 7	61 H	Fresno St.	0 3	114 H	San Diego	9 6	
20 A	Stanford	2 8	47 H	Wisconsin	9 11	61 H	Fresno St.	4 3	114 H	San Diego	7 6	
						87 N	Pacific	1 4	114 H	San Diego	6 5	
						87 N	Pacific	7 5	114 N	San Diego	3 2	
						88 H	San Jose St.	2 11	114 N	San Diego	1 2	
						88 H	San Jose St.	0 10	134 H	Sacramento St.	6 7	
						88 H	San Jose St.	1 0	134 H	Sacramento St.	1 10	
						91 N	UNLV	0 1	135 N	Long Beach St.	5 6	
						92 A	UC Santa Barbara	2 3	137 A	UC Davis	0 2	
						92 A	UC Santa Barbara	1 8	137 A	UC Davis	6 3	
						98 N	Loyola Marymount	0 4	161 N	Bradley	7 12	
									165 N	Cal Poly	2 8	
									170 A	Utah St.	8 7	
									170 A	Utah St.	3 1	
									170 A	Utah St.	0 4	
									183 N	Cal St. Northridge	3 4	
									187 A	Weber St.	3 5	
									187 A	Weber St.	7 1	
									228 A	UTEP	0 2	
									228 A	UTEP	9 2	
			LAST 10 GAMES									
			18 H	Hawaii	4 0	107 A	New Mexico St.	7 6				
			18 H	Hawaii	2 6	228 A	UTEP	9 2				
			18 H	Hawaii	0 6	228 A	UTEP	0 2				
			107 A	New Mexico St.	4 12	88 H	San Jose St.	1 0				
			107 A	New Mexico St.	8 7	88 H	San Jose St.	0 10				

Non-Div. I Games:

Nevada

Average RPI Win:	201	WON-LOST	WINNING	LAST 10	STRENGTH OF	OPP. STRENGTH	TEAM	ADJ	CONF.	ADJ CONF.	
Average RPI Loss:	140	RECORD	PCT. RANK	GAMES	SCHEDULE	OF SCHEDULE	RPI	RPI	RPI	RPI	
DIV. I ONLY	22-19-0	.53659	116	6-4-0	152	233	135	.49595	132	19	19
DIV. I NON-CONF.	15-14-0	.51724	125	3-1-0	141	254	142	.49721	136	18	19
<hr/>											
TOTALS	RPI 1-25	RPI 26-50		W-L RECORDS		RPI 51-100		RPI 101-150		RPI 150+	
22-19-0	0-0-0	0-2-0		OVERALL		3-3-0		4-5-0		15-9-0	
7-7-0	0-0-0	0-0-0		HOME		1-1-0		1-1-0		5-5-0	
8-6-0	0-0-0	0-1-0		AWAY		0-0-0		2-2-0		6-3-0	
7-6-0	0-0-0	0-1-0		NEUTRAL		2-2-0		1-2-0		4-1-0	
15-14-0	0-0-0	0-1-0		NON-CONFERENCE		2-2-0		2-5-0		11-6-0	
4-4-0	0-0-0	0-0-0		HOME		0-0-0		1-1-0		3-3-0	
4-4-0	0-0-0	0-0-		AWAY		0-0-0		0-2-0		4-2-0	
7-6-0	0-0-0	0-1-0		NEUTRAL		2-2-0		1-2-0		4-1-0	
7-5-0	0-0-0	0-1-0		CONFERENCE		1-1-0		2-0-0		4-3-0	
3-3-0	0-0-0	0-0-0		HOME		1-1-0		0-0-0		2-2-0	
4-2-0	0-0-0	0-1-0		AWAY		0-0-0		2-0-0		2-1-0	
0-0-0	0-0-0	0-0-0		NEUTRAL		0-0-0		0-0-0		0-0-0	
RPI	S	Opponent	Score	RPI	S	Opponent	Score	RPI	S	Opponent	Score
				28	N	Michigan	3 4	51	N	Purdue	5 1
				36	A	Massachusetts	0 9	69	N	Ball St.	0 8
								77	N	IPFW	0 4
								77	N	IPFW	2 1
								85	H	Fordham	0 5
								85	H	Fordham	6 5

Non-Div. I Games:

Temple

RPI	S	Opponent	Score	
261	H	Wagner	3	2
261	H	Wagner	4	0
265	H	La Salle	4	3
265	H	La Salle	8	0
277	A	Lafayette	9	1
277	A	Lafayette	10	2

Temple

T
e
m
p
l
e

T
e
m
p
l
e

Average RPI Win: 173		WON-LOST	WINNING	LAST 10	STRENGTH OF		OPP. STRENGTH	TEAM	ADJ	CONF.	ADJ CONF.
Average RPI Loss: 101		RECORD	PCT. RANK	GAMES	SCHEDULE		OF SCHEDULE	RPI	RPI	RPI	RPI
DIV. I ONLY		21-21-0	.5	134	5-5-0		144	109	130	.49592	133
DIV. I NON-CONF.		7-15-0	.31818	231	0-3-0		51	21	145	.49295	143
TOTALS		RPI 1-25	RPI 26-50		W-L RECORDS		RPI 51-100		RPI 101-150		RPI 150+
21-21-0		0-5-0	0-2-0		OVERALL		2-5-0		7-2-0		12-7-0
6-4-0		0-0-0	0-0-0		HOME		0-2-0		0-0-0		6-2-0
5-10-0		0-2-0	0-0-0		AWAY		0-1-0		3-2-0		2-5-0
10-7-0		0-3-0	0-2-0		NEUTRAL		2-2-0		4-0-0		4-0-0
7-15-0		0-5-0	0-2-0		NON-CONFERENCE		2-5-0		2-1-0		3-2-0
0-2-0		0-0-0	0-0-0		HOME		0-2-0		0-0-0		0-0-0
0-6-0		0-2-0	0-0-		AWAY		0-1-0		0-1-0		0-2-0
7-7-0		0-3-0	0-2-0		NEUTRAL		2-2-0		2-0-0		3-0-0
14-6-0		0-0-0	0-0-0		CONFERENCE		0-0-0		5-1-0		9-5-0
6-2-0		0-0-0	0-0-0		HOME		0-0-0		0-0-0		6-2-0
5-4-0		0-0-0	0-0-0		AWAY		0-0-0		3-1-0		2-3-0
3-0-0		0-0-0	0-0-0		NEUTRAL		0-0-0		2-0-0		1-0-0
RPI S	Opponent	Score	RPI S	Opponent	Score	RPI S	Opponent	Score	RPI S	Opponent	Score
8 A	Oregon	4 10	37 N	BYU	1 4	57 A	Boise St.	5 6	118 A	Colorado St.	9 10
8 A	Oregon	0 1	38 N	San Diego St.	3 7	57 H	Boise St.	0 4	134 N	Sacramento St.	2 1
18 N	Hawaii	3 11				57 H	Boise St.	2 3	134 N	Sacramento St.	3 2
20 N	Stanford	0 7				71 N	Utah	1 3	135 N	Long Beach St.	12 1
21 N	Texas Tech	1 5				71 N	Utah	2 0	137 N	UC Davis	3 1
						83 N	South Carolina	1 2	141 A	Utah Valley	3 2
						100 N	McNeese St.	4 1	141 A	Utah Valley	1 0
									141 A	Utah Valley	7 0
									141 A	Utah Valley	0 1
									165 N	Cal Poly	9 0
									170 N	Utah St.	11 5
									174 N	Maine	6 2
									176 A	UC Riverside	0 8
									176 A	UC Riverside	0 5
									184 A	St. Mary's (CA)	1 2
									203 A	Northern Colo.	10 8
									203 A	Northern Colo.	4 10
									203 A	Northern Colo.	8 4
									203 A	Northern Colo.	2 4
									212 H	Seattle	0 1
									212 H	Seattle	3 0
									212 H	Seattle	5 3
									212 H	Seattle	2 0
						8 A	Oregon	0 1	235 H	Idaho St.	1 0
						118 A	Colorado St.	9 10	235 H	Idaho St.	2 3
						203 A	Northern Colo.	4 10	235 H	Idaho St.	7 0
						203 A	Northern Colo.	8 4	235 H	Idaho St.	2 1
						203 A	Northern Colo.	10 8			

Non-Div. I Games:

Portland St.

RPI	S	Opponent	Score	
248	N	Santa Clara	8	3

Portland St.

P
o
r
t
l
a
n
d
S
t
.

P
o
r
t
l
a
n
d
S
t
.

[illegible]

Non-Div. I Games:

Sacramento St.

Sacramento St.

Through Games Of Through April 23, 2012

RPI	S	Opponent	Score	
248	H	Santa Clara	5	4

Sacramento St.

S
a
c
r
a
m
e
n
t
o
s
t
.

S
a
c
r
a
m
e
n
t
o
s
t
.

Average RPI Win: 131		WON-LOST	WINNING	LAST 10	STRENGTH OF		OPP. STRENGTH	TEAM	ADJ	CONF.	ADJ CONF.
Average RPI Loss: 100		RECORD	PCT. RANK	GAMES	SCHEDULE		OF SCHEDULE	RPI	RPI	RPI	RPI
DIV. I ONLY		20-22-0	.47619	154	7-3-0		160	69	137	.49477	135
DIV. I NON-CONF.		12-18-0	.4	182	0-0-0		76	68	134	.5012	131
TOTALS		RPI 1-25	RPI 26-50		W-L RECORDS		RPI 51-100		RPI 101-150		RPI 150+
20-22-0		1-5-0	0-2-0		OVERALL		5-4-0		7-6-0		7-5-0
5-2-0		0-0-0	0-0-0		HOME		1-0-0		0-0-0		4-2-0
7-4-0		0-0-0	0-0-0		AWAY		3-2-0		2-1-0		2-1-0
8-16-0		1-5-0	0-2-0		NEUTRAL		1-2-0		5-5-0		1-2-0
12-18-0		1-5-0	0-2-0		NON-CONFERENCE		4-2-0		5-5-0		2-4-0
2-2-0		0-0-0	0-0-0		HOME		1-0-0		0-0-0		1-2-0
2-0-0		0-0-0	0-0-		AWAY		2-0-0		0-0-0		0-0-0
8-16-0		1-5-0	0-2-0		NEUTRAL		1-2-0		5-5-0		1-2-0
8-4-0		0-0-0	0-0-0		CONFERENCE		1-2-0		2-1-0		5-1-0
3-0-0		0-0-0	0-0-0		HOME		0-0-0		0-0-0		3-0-0
5-4-0		0-0-0	0-0-0		AWAY		1-2-0		2-1-0		2-1-0
0-0-0		0-0-0	0-0-0		NEUTRAL		0-0-0		0-0-0		0-0-0
RPI S	Opponent	Score		RPI S	Opponent	Score		RPI S	Opponent	Score	
9 N	Arizona	0	4	37 N	BYU	1	2	61 A	Fresno St.	4	1
15 N	UCLA	0	14	38 N	San Diego St.	1	7	74 N	Ohio St.	5	10
20 N	Stanford	0	3					85 N	Fordham	12	6
21 N	Texas Tech	0	2					86 N	North Dakota St.	0	8
22 N	Oregon St.	2	12					92 A	UC Santa Barbara	1	3
24 N	North Carolina	6	0					92 A	UC Santa Barbara	3	0
								92 A	UC Santa Barbara	4	5
								93 H	Iowa	1	0
								98 A	Loyola Marymount	5	2
				LAST 10 GAMES							
				183 A	Cal St. Northridge	9	4	137 A	UC Davis	4	2
				183 A	Cal St. Northridge	1	2	165 H	Cal Poly	2	1
				183 A	Cal St. Northridge	4	3	165 H	Cal Poly	3	2
				137 A	UC Davis	1	3	165 H	Cal Poly	4	1
				137 A	UC Davis	3	0	92 A	UC Santa Barbara	1	3
								104 N	Harvard	0	3
								105 N	Indiana	13	3
								116 N	Charleston So.	5	0
								118 N	Colorado St.	6	7
								126 N	LIU Brooklyn	2	5
								131 N	Nevada	6	5
								133 N	Portland St.	1	12
								134 N	Sacramento St.	4	2
								137 A	UC Davis	1	3
								137 A	UC Davis	3	0
								137 A	UC Davis	4	2
								140 N	Charlotte	1	5
								147 N	Memphis	2	1
								165 H	Cal Poly	2	1
								165 H	Cal Poly	3	2
								165 H	Cal Poly	4	1
								169 H	Eastern Ky.	10	7
								170 N	Utah St.	1	10
								174 H	Maine	4	6
								174 H	Maine	2	3
								183 A	Cal St. Northridge	1	2
								183 A	Cal St. Northridge	9	4
								183 A	Cal St. Northridge	4	3
								233 N	Toledo	2	4
								233 N	Toledo	5	1

Non-Div. I Games:

Long Beach St.

[illegible]

Non-Div. I Games:

Central Mich.

RPI	S	Opponent	Score	
274	H	Oakland	9	1

Central Mich.

C
e
n
t
r
a
l
M
i
c
h
.

C
e
n
t
r
a
l
M
i
c
h
.

Average RPI Win:		157	WON-LOST RECORD		WINNING PCT. RANK		LAST 10 GAMES		STRENGTH OF SCHEDULE		OPP. STRENGTH OF SCHEDULE		TEAM RPI		ADJ RPI		CONF. RPI		ADJ CONF. RPI														
DIV. I ONLY			18-25-0		.4186 191		7-3-0		127		65		149		.49322 137		14		13														
DIV. I NON-CONF.			10-21-0		.32258 227		0-0-0		45		30		143		.49869 135		12		12														
TOTALS		RPI 1-25		RPI 26-50		W-L RECORDS		RPI 51-100		RPI 101-150		RPI 150+																					
18-25-0		1-8-0		1-2-0		OVERALL		2-5-0		2-7-0		12-3-0																					
8-10-0		1-0-0		0-0-0		HOME		0-3-0		2-5-0		5-2-0																					
6-4-0		0-1-0		0-1-0		AWAY		0-0-0		0-1-0		6-1-0																					
4-11-0		0-7-0		1-1-0		NEUTRAL		2-2-0		0-1-0		1-0-0																					
10-21-0		1-8-0		1-2-0		NON-CONFERENCE		2-5-0		1-5-0		5-1-0																					
5-7-0		1-0-0		0-0-0		HOME		0-3-0		1-3-0		3-1-0																					
1-3-0		0-1-0		0-0-		AWAY		0-0-0		0-1-0		1-0-0																					
4-11-0		0-7-0		1-1-0		NEUTRAL		2-2-0		0-1-0		1-0-0																					
8-4-0		0-0-0		0-0-0		CONFERENCE		0-0-0		1-2-0		7-2-0																					
3-3-0		0-0-0		0-0-0		HOME		0-0-0		1-2-0		2-1-0																					
5-1-0		0-0-0		0-0-0		AWAY		0-0-0		0-0-0		5-1-0																					
0-0-0		0-0-0		0-0-0		NEUTRAL		0-0-0		0-0-0		0-0-0																					
RPI	S	Opponent		Score		RPI	S	Opponent		Score		RPI	S	Opponent		Score		RPI	S	Opponent		Score											
1	A	California		3	11	37	N	BYU		0	9	57	H	Boise St.		0	3	114	A	San Diego		6	7										
5	N	Oklahoma		0	10	38	A	San Diego St.		0	3	60	N	Virginia		11	5	131	H	Nevada		3	6										
9	N	Arizona		0	8	44	N	UCF		6	4	66	N	New Mexico		5	7	131	H	Nevada		2	0										
13	N	Washington		1	14							83	N	South Carolina		2	3	133	N	Portland St.		1	3										
13	N	Washington		3	11							85	N	Fordham		6	2	134	H	Sacramento St.		4	6										
14	N	Missouri		0	8							98	H	Loyola Marymount		3	5	134	H	Sacramento St.		2	3										
15	N	UCLA		1	7							98	H	Loyola Marymount		1	5	135	H	Long Beach St.		0	3										
20	H	Stanford		2	1													135	H	Long Beach St.		2	4										
25	N	Syracuse		3	5													135	H	Long Beach St.		3	1										
						LAST 10 GAMES																											
						165 A Cal Poly						3	0	135 H Long Beach St.						2	4	235 H Idaho St.						5	0				
						165 A Cal Poly						2	7	183 A Cal St. Northridge						3	0	235 H Idaho St.						7	0				
						165 A Cal Poly						4	0	183 A Cal St. Northridge						2	0	248 A Santa Clara						3	2				
						135 H Long Beach St.						3	1	183 A Cal St. Northridge						1	0												
						135 H Long Beach St.						0	3	176 H UC Riverside						9	1												

Non-Div. I Games:

UC Davis

Average RPI Win: 204		WON-LOST	WINNING	LAST 10	STRENGTH OF		OPP. STRENGTH	TEAM	ADJ	CONF.	ADJ CONF.
Average RPI Loss: 123		RECORD	PCT. RANK	GAMES	SCHEDULE		OF SCHEDULE	RPI	RPI	RPI	RPI
DIV. I ONLY		32-18-0	.64	65	5-4-0		249	196	132	.49189	138
DIV. I NON-CONF.		23-11-0	.67647	52	1-1-0		254	220	128	.50138	129
TOTALS		RPI 1-25	RPI 26-50		W-L RECORDS		RPI 51-100		RPI 101-150		RPI 150+
32-18-0		0-0-0	0-3-0		OVERALL		1-4-0		6-4-0		25-7-0
13-3-0		0-0-0	0-0-0		HOME		1-0-0		4-2-0		8-1-0
10-9-0		0-0-0	0-3-0		AWAY		0-2-0		0-0-0		10-4-0
9-6-0		0-0-0	0-0-0		NEUTRAL		0-2-0		2-2-0		7-2-0
23-11-0		0-0-0	0-1-0		NON-CONFERENCE		1-4-0		4-2-0		18-4-0
8-0-0		0-0-0	0-0-0		HOME		1-0-0		2-0-0		5-0-0
6-5-0		0-0-0	0-0-		AWAY		0-2-0		0-0-0		6-2-0
9-6-0		0-0-0	0-0-0		NEUTRAL		0-2-0		2-2-0		7-2-0
9-7-0		0-0-0	0-2-0		CONFERENCE		0-0-0		2-2-0		7-3-0
5-3-0		0-0-0	0-0-0		HOME		0-0-0		2-2-0		3-1-0
4-4-0		0-0-0	0-2-0		AWAY		0-0-0		0-0-0		4-2-0
0-0-0		0-0-0	0-0-0		NEUTRAL		0-0-0		0-0-0		0-0-0
RPI S	Opponent	Score	RPI S	Opponent	Score	RPI S	Opponent	Score	RPI S	Opponent	Score
			35 A	Tulsa	0 1	51 N	Purdue	6 8	105 N	Indiana	2 6
			42 A	Texas St.	2 3	64 N	Georgia St.	3 4	106 N	Boston College	7 2
			42 A	Texas St.	0 2	66 A	New Mexico	3 5	115 H	A&M-Corpus Christi	4 5
						66 A	New Mexico	8 10	115 H	A&M-Corpus Christi	6 7
						94 H	Ole Miss	6 5	117 H	Sam Houston St.	6 0
									117 H	Sam Houston St.	5 1
									125 N	Robert Morris	5 3
									129 H	Missouri St.	2 0
									145 H	La.-Monroe	5 0
									148 N	Villanova	1 4
									152 A	Louisiana Tech	9 7
									152 H	Louisiana Tech	4 3
									153 A	UTSA	1 2
									153 A	UTSA	0 3
									155 A	Mississippi Val.	0 1
									155 H	Mississippi Val.	9 0
									161 N	Bradley	10 1
									173 N	Saint Louis	7 4
									203 N	Northern Colo.	0 1
									204 N	Bryant	7 3
									217 A	Stephen F. Austin	6 0
									217 A	Stephen F. Austin	1 0
									224 A	Southern Miss.	10 9
									224 A	Southern Miss.	7 1
									227 H	Northwestern St.	6 1
									227 H	Northwestern St.	3 5
									230 N	Rhode Island	10 2
LAST 10 GAMES			217 A	Stephen F. Austin	6 0	145 H	La.-Monroe	5 0	224 A	Southern Miss.	10 9
			217 A	Stephen F. Austin	1 0	153 A	UTSA	1 2	224 A	Southern Miss.	7 1
			35 A	Tulsa	0 1	153 A	UTSA	0 3	227 H	Northwestern St.	6 1
			234 H	Nicholls St.	4 1	42 A	Texas St.	0 2	227 H	Northwestern St.	3 5
			234 H	Nicholls St.	4 0	42 A	Texas St.	2 3	230 N	Rhode Island	10 2

Non-Div. I Games: Hendrix 18 1

Central Ark.

RPI	S	Opponent	Score	
230	N	Rhode Island	5	6
233	N	Toledo	4	3
234	H	Nicholls St.	4	1
234	H	Nicholls St.	4	0
246	A	Southeastern La.	5	3
246	A	Southeastern La.	2	0
249	A	Jackson St.	0	1
249	H	Jackson St.	8	0
253	N	South Dakota St.	2	1
260	N	Hampton	6	0
281	A	Ark.-Pine Bluff	11	0
281	A	Ark.-Pine Bluff	17	0
281	H	Ark.-Pine Bluff	9	0
281	H	Ark.-Pine Bluff	8	0
284	A	Alcorn St.	12	0

Central Ark.

C
e
n
t
r
a
l
A
r
k
.

C
e
n
t
r
a
l
A
r
k
.

Average RPI Win:		143	WON-LOST RECORD		WINNING PCT. RANK	LAST 10 GAMES	STRENGTH OF SCHEDULE		OPP. STRENGTH OF SCHEDULE	TEAM RPI	ADJ RPI	CONF. RPI	ADJ CONF. RPI				
Average RPI Loss:		72															
DIV. I ONLY			13-32-0		.28889	248	2-8-0		42	79	148	.49072	139	8	8		
DIV. I NON-CONF.			10-19-0		.34483	220	0-0-0		91	75	165	.48108	162	8	8		
TOTALS		RPI 1-25		RPI 26-50		W-L RECORDS		RPI 51-100		RPI 101-150		RPI 150+					
13-32-0		0-6-0		1-7-0		OVERALL		3-12-0		2-4-0		7-3-0					
9-19-0		0-2-0		1-7-0		HOME		1-8-0		1-1-0		6-1-0					
2-6-0		0-3-0		0-0-0		AWAY		1-1-0		1-2-0		0-0-0					
2-7-0		0-1-0		0-0-0		NEUTRAL		1-3-0		0-1-0		1-2-0					
10-19-0		0-3-0		0-5-0		NON-CONFERENCE		2-6-0		1-2-0		7-3-0					
7-12-0		0-2-0		0-5-0		HOME		0-3-0		1-1-0		6-1-0					
1-0-0		0-0-0		0-0-0		AWAY		1-0-0		0-0-0		0-0-0					
2-7-0		0-1-0		0-0-0		NEUTRAL		1-3-0		0-1-0		1-2-0					
3-13-0		0-3-0		1-2-0		CONFERENCE		1-6-0		1-2-0		0-0-0					
2-7-0		0-0-0		1-2-0		HOME		1-5-0		0-0-0		0-0-0					
1-6-0		0-3-0		0-0-0		AWAY		0-1-0		1-2-0		0-0-0					
0-0-0		0-0-0		0-0-0		NEUTRAL		0-0-0		0-0-0		0-0-0					
RPI	S	Opponent		Score		RPI	S	Opponent		Score		RPI	S	Opponent		Score	
12	A	La.-Lafayette		0 21		28	H	Michigan		0 2		58	H	South Ala.		4 3	
12	A	La.-Lafayette		1 9		30	H	Auburn		1 6		58	H	South Ala.		3 8	
12	A	La.-Lafayette		2 10		35	H	Tulsa		5 6		58	H	South Ala.		1 3	
24	N	North Carolina		3 8		45	H	Kentucky		3 6		59	A	FIU		0 2	
25	H	Syracuse		2 10		46	H	Troy		1 5		62	N	Illinois		8 5	
25	H	Syracuse		0 4		46	H	Troy		4 5		62	N	Illinois		6 7	
						46	H	Troy		6 2		65	N	Chattanooga		1 7	
						49	H	Minnesota		1 5		74	N	Ohio St.		6 9	
												76	H	Jacksonville		3 5	
												76	H	Jacksonville		1 7	
												79	H	Maryland		1 4	
												84	H	Western Ky.		0 11	
												84	H	Western Ky.		3 9	
												84	H	Western Ky.		1 5	
												91	A	UNLV		9 5	

Non-Div. I Games:

Fla. Atlantic

Average RPI Win:	189	WON-LOST RECORD	WINNING PCT. RANK	LAST 10 GAMES	STRENGTH OF SCHEDULE	OPP. STRENGTH OF SCHEDULE	TEAM RPI	ADJ RPI	CONF. RPI	ADJ CONF. RPI		
DIV. I ONLY		24-19-0	.55814	107	9-1-0	209	159	139	.49063	140	19	19
DIV. I NON-CONF.		16-13-0	.55172	105	2-1-0	199	158	136	.49721	136	18	19
<hr/>												
TOTALS	RPI 1-25	RPI 26-50		W-L RECORDS		RPI 51-100		RPI 101-150		RPI 150+		
24-19-0	0-0-0	0-3-0		OVERALL		2-7-0		3-3-0		19-6-0		
13-11-0	0-0-0	0-1-0		HOME		2-3-0		1-3-0		10-4-0		
10-4-0	0-0-0	0-0-0		AWAY		0-3-0		1-0-0		9-1-0		
1-4-0	0-0-0	0-2-0		NEUTRAL		0-1-0		1-0-0		0-1-0		
16-13-0	0-0-0	0-3-0		NON-CONFERENCE		2-5-0		3-1-0		11-4-0		
9-7-0	0-0-0	0-1-0		HOME		2-3-0		1-1-0		6-2-0		
6-2-0	0-0-0	0-0-		AWAY		0-1-0		1-0-0		5-1-0		
1-4-0	0-0-0	0-2-0		NEUTRAL		0-1-0		1-0-0		0-1-0		
8-6-0	0-0-0	0-0-0		CONFERENCE		0-2-0		0-2-0		8-2-0		
4-4-0	0-0-0	0-0-0		HOME		0-0-0		0-2-0		4-2-0		
4-2-0	0-0-0	0-0-0		AWAY		0-2-0		0-0-0		4-0-0		
0-0-0	0-0-0	0-0-0		NEUTRAL		0-0-0		0-0-0		0-0-0		
RPI	S	Opponent	Score	RPI	S	Opponent	Score	RPI	S	Opponent	Score	
				37	N	BYU	0 9	61	N	Fresno St.	1 5	
				38	N	San Diego St.	0 9	83	A	South Carolina	5 6	
				43	H	Kansas	6 9	83	H	South Carolina	7 13	
								85	A	Fordham	2 8	
								85	A	Fordham	0 8	
								96	H	Stony Brook	5 3	
								96	H	Stony Brook	3 4	
								97	H	North Carolina St.	5 1	
								97	H	North Carolina St.	7 9	
			</									

Non-Div. I Games:

Charlotte

RPI	S	Opponent	Score	
243	H	Delaware	4	3
265	H	La Salle	1	0
265	H	La Salle	6	1
279	H	Morgan St.	4	1

Charlotte

C
h
a
r
l
o
t
t
e

C
h
a
r
l
o
t
t
e

Average RPI Win:	206	WON-LOST RECORD	WINNING PCT. RANK	LAST 10 GAMES		STRENGTH OF SCHEDULE	OPP. STRENGTH OF SCHEDULE	TEAM RPI	ADJ RPI	CONF. RPI	ADJ CONF. RPI			
Average RPI Loss:	151													
DIV. I ONLY		27-19-1	.58511	94	3-7-0	217	231	146	.48969	141	20	20		
DIV. I NON-CONF.		18-8-1	.68519	49	0-2-0	242	257	123	.50858	123	17	17		
<hr/>														
TOTALS	RPI 1-25		RPI 26-50		W-L RECORDS		RPI 51-100		RPI 101-150		RPI 150+			
27-19-1	0-1-0		0-1-0		OVERALL		1-3-0		4-3-0		22-11-1			
8-8-0	0-1-0		0-0-0		HOME		0-0-0		1-3-0		7-4-0			
5-8-0	0-0-0		0-1-0		AWAY		1-3-0		2-0-0		2-4-0			
14-3-1	0-0-0		0-0-0		NEUTRAL		0-0-0		1-0-0		13-3-1			
<hr/>														
18-8-1	0-1-0		0-1-0		NON-CONFERENCE		0-0-0		3-0-0		15-6-1			
1-3-0	0-1-0		0-0-0		HOME		0-0-0		0-0-0		1-2-0			
3-2-0	0-0-0		0-0-		AWAY		0-0-0		2-0-0		1-1-0			
14-3-1	0-0-0		0-0-0		NEUTRAL		0-0-0		1-0-0		13-3-1			
<hr/>														
9-11-0	0-0-0		0-0-0		CONFERENCE		1-3-0		1-3-0		7-5-0			
7-5-0	0-0-0		0-0-0		HOME		0-0-0		1-3-0		6-2-0			
2-6-0	0-0-0		0-0-0		AWAY		1-3-0		0-0-0		1-3-0			
0-0-0	0-0-0		0-0-0		NEUTRAL		0-0-0		0-0-0		0-0-0			
<hr/>														
RPI	S	Opponent	Score		RPI	S	Opponent	Score		RPI	S	Opponent	Score	
18	H	Hawaii	1	6	37	A	BYU	1	3	98	A	Loyola Marymount	3	2
										98	A	Loyola Marymount	3	8
										98	A	Loyola Marymount	2	7
										98	A	Loyola Marymount	5	15
										122	A	Southern Utah	5	2
										122	A	Southern Utah	11	3
										133	H	Portland St.	0	1
										133	H	Portland St.	1	0
										133	H	Portland St.	0	7
										133	H	Portland St.	2	3
										149	N	Youngstown St.	8	0
										163	H	UMKC	8	9
										163	H	UMKC	10	7
										170	A	Utah St.	7	8
										170	H	Utah St.	1	3
										171	N	Army	3	0
										187	H	Weber St.	5	2
										187	H	Weber St.	3	4
										187	H	Weber St.	5	4
										187	H	Weber St.	1	8
										188	N	Marist	6	3
										192	N	Western Caro.	5	6
										193	N	Fairleigh Dickinson	1	3
										203	H	Northern Colo.	7	5
										203	H	Northern Colo.	10	6
										203	H	Northern Colo.	11	1
										203	H	Northern Colo.	2	1
										212	A	Seattle	2	11
										212	A	Seattle	2	1
										212	A	Seattle	6	7
										212	A	Seattle	0	2
										212	A	Seattle	7	8
										212	A	Seattle	0	2
<hr/>					<hr/>					<hr/>				
					LAST 10 GAMES									
					187 H Weber St.					212 A Seattle				
					187 H Weber St.					212 A Seattle				
					187 H Weber St.					212 A Seattle				
					187 H Weber St.					37 A BYU				
					212 A Seattle					170 A Utah St.				

Non-Div. I Games:

Utah Valley

RPI	S	Opponent	Score	
223	N	North Dakota	5	2
223	N	North Dakota	7	3
225	N	Neb. Omaha	0	3
225	N	Neb. Omaha	1	0
232	N	Sacred Heart	8	0
237	N	Rider	2	2
242	N	Houston Baptist	4	3
242	N	Houston Baptist	2	1
257	N	Detroit	1	0
269	N	Columbia	8	5
272	N	Manhattan	4	1
276	A	N.C. A&T	11	0
277	N	Lafayette	4	3
278	N	Holy Cross	1	0

Utah Valley

U
t
a
h
V
a
l
l
e
y

U
t
a
h
V
a
l
l
e
y

Average RPI Win:	176	WON-LOST RECORD	WINNING PCT. RANK	LAST 10 GAMES	STRENGTH OF SCHEDULE	OPP. STRENGTH OF SCHEDULE	TEAM RPI	ADJ RPI	CONF. RPI	ADJ CONF. RPI		
DIV. I ONLY		19-24-0	.44186	177	4-6-0	111	131	144	.48946	142	12	12
DIV. I NON-CONF.		11-18-0	.37931	195	0-4-0	138	144	181	.47111	178	13	13

TOTALS	RPI 1-25	RPI 26-50		W-L RECORDS		RPI 51-100		RPI 101-150		RPI 150+		
19-24-0	0-1-0	0-1-0		OVERALL		2-10-0		3-7-0		14-5-0		
8-5-0	0-0-0	0-0-0		HOME		0-1-0		2-2-0		6-2-0		
4-13-0	0-1-0	0-0-0		AWAY		1-9-0		1-1-0		2-2-0		
7-6-0	0-0-0	0-1-0		NEUTRAL		1-0-0		0-4-0		6-1-0		
11-18-0	0-1-0	0-1-0		NON-CONFERENCE		1-7-0		1-5-0		9-4-0		
1-2-0	0-0-0	0-0-0		HOME		0-1-0		0-0-0		1-1-0		
3-10-0	0-1-0	0-0-		AWAY		0-6-0		1-1-0		2-2-0		
7-6-0	0-0-0	0-1-0		NEUTRAL		1-0-0		0-4-0		6-1-0		
8-6-0	0-0-0	0-0-0		CONFERENCE		1-3-0		2-2-0		5-1-0		
7-3-0	0-0-0	0-0-0		HOME		0-0-0		2-2-0		5-1-0		
1-3-0	0-0-0	0-0-0		AWAY		1-3-0		0-0-0		0-0-0		
0-0-0	0-0-0	0-0-0		NEUTRAL		0-0-0		0-0-0		0-0-0		
RPI S	Opponent	Score	RPI S	Opponent	Score	RPI S	Opponent	Score	RPI S	Opponent	Score	
16 A	Georgia	3 7	49 N	Minnesota	0 10	53 N	Rutgers	9 0	102 H	Bowling Green	3 1	
						60 A	Virginia	2 9	102 H	Bowling Green	2 4	
						60 H	Virginia	6 7	108 N	Longwood	4 14	
						69 A	Ball St.	7 6	108 N	Longwood	0 7	
						69 A	Ball St.	5 8	110 H	Western Mich.	0 5	
						74 A	Ohio St.	3 13	110 H	Western Mich.	4 0	
						74 A	Ohio St.	5 9	116 A	Charleston So.	1 8	
						75 A	S.C. Upstate	0 6	116 A	Charleston So.	2 1	
						78 A	Miami (OH)	0 1	119 N	Mercer	6 9	
						78 A	Miami (OH)	7 8	125 N	Robert Morris	0 1	
						81 A	Marshall	0 10	167 H	Northern Ill.	4 1	
						81 A	Marshall	6 17	167 H	Northern Ill.	9 3	
									169 H	Eastern Ky.	4 1	
									169 H	Eastern Ky.	0 9	
									180 N	Saint Joseph's	2 1	
									181 A	Campbell	4 6	
									190 N	St. Bonaventure	21 4	
									190 N	St. Bonaventure	3 0	
									192 A	Western Caro.	6 9	
									192 A	Western Caro.	10 5	
									207 H	Akron	0 2	
									207 H	Akron	9 7	
									226 A	Colgate	4 3	
									226 N	Colgate	7 0	
									229 N	Towson	2 3	
									233 H	Toledo	4 3	
									233 H	Toledo	15 1	

Non-Div. I Games:

Ohio

RPI	S	Opponent	Score	
251	N	Cleveland St.	9	0
257	N	Detroit	13	5

Ohio

O
h
i
o

O
h
i
o

Average RPI Win: 165		WON-LOST	WINNING	LAST 10	STRENGTH OF		OPP. STRENGTH	TEAM	ADJ	CONF.	ADJ CONF.
Average RPI Loss: 86		RECORD	PCT. RANK	GAMES	SCHEDULE		OF SCHEDULE	RPI	RPI	RPI	RPI
DIV. I ONLY		13-30-0	.30233	240	1-9-0		39	124	151	.48856	143
DIV. I NON-CONF.		10-15-0	.4	182	0-1-0		65	210	146	.49346	142
TOTALS		RPI 1-25	RPI 26-50		W-L RECORDS		RPI 51-100		RPI 101-150		RPI 150+
13-30-0		0-5-0	1-5-0		OVERALL		1-8-0		4-6-0		7-6-0
6-7-0		0-3-0	0-0-0		HOME		1-2-0		2-1-0		3-1-0
2-17-0		0-1-0	0-3-0		AWAY		0-4-0		2-5-0		0-4-0
5-6-0		0-1-0	1-2-0		NEUTRAL		0-2-0		0-0-0		4-1-0
10-15-0		0-2-0	1-2-0		NON-CONFERENCE		0-3-0		2-2-0		7-6-0
3-1-0		0-0-0	0-0-0		HOME		0-0-0		0-0-0		3-1-0
2-8-0		0-1-0	0-0-		AWAY		0-1-0		2-2-0		0-4-0
5-6-0		0-1-0	1-2-0		NEUTRAL		0-2-0		0-0-0		4-1-0
3-15-0		0-3-0	0-3-0		CONFERENCE		1-5-0		2-4-0		0-0-0
3-6-0		0-3-0	0-0-0		HOME		1-2-0		2-1-0		0-0-0
0-9-0		0-0-0	0-3-0		AWAY		0-3-0		0-3-0		0-0-0
0-0-0		0-0-0	0-0-0		NEUTRAL		0-0-0		0-0-0		0-0-0
RPI S	Opponent	Score	RPI S	Opponent	Score	RPI S	Opponent	Score	RPI S	Opponent	Score
4 A	Tennessee	3 6	32 N	Virginia Tech	7 4	58 A	South Ala.	3 4	103 A	North Texas	3 7
10 N	Louisville	1 10	43 N	Kansas	3 6	58 A	South Ala.	0 8	103 A	North Texas	4 8
12 H	La.-Lafayette	1 9	43 N	Kansas	3 7	58 A	South Ala.	2 3	103 A	North Texas	2 10
12 H	La.-Lafayette	3 4	46 A	Troy	5 6	59 H	FIU	0 2	121 A	Col. of Charleston	4 2
12 H	La.-Lafayette	0 8	46 A	Troy	4 5	59 H	FIU	2 1	127 A	Jacksonville St.	10 2
			46 A	Troy	3 8	59 H	FIU	1 3	127 A	Jacksonville St.	7 8
						67 A	Lipscomb	6 8	140 A	Charlotte	4 5
						67 N	Lipscomb	0 8	145 H	La.-Monroe	6 4
						96 N	Stony Brook	6 8	145 H	La.-Monroe	2 8
									145 H	La.-Monroe	4 0
									154 A	Murray St.	2 5
									154 A	Murray St.	5 10
									154 N	Murray St.	4 6
									158 N	Eastern Mich.	6 5
									162 H	Eastern Ill.	1 2
									162 H	Eastern Ill.	3 2
									164 N	Drake	2 1
									215 A	Southeast Mo. St.	2 8
									215 A	Southeast Mo. St.	3 10
									250 H	Evansville	5 2
									250 H	Evansville	1 0
									261 N	Wagner	6 3
									275 N	Alabama St.	3 0
			LAST 10 GAMES								
			46 A	Troy	5 6	59 H	FIU	0 2			
			46 A	Troy	3 8	12 H	La.-Lafayette	3 4			
			46 A	Troy	4 5	12 H	La.-Lafayette	1 9			
			59 H	FIU	2 1	12 H	La.-Lafayette	0 8			
			59 H	FIU	1 3	215 A	Southeast Mo. St.	3 10			

Non-Div. I Games:

Middle Tenn.

Average RPI Win:	176	WON-LOST	WINNING	LAST 10		STRENGTH OF	OPP. STRENGTH	TEAM	ADJ	CONF.	ADJ CONF.				
Average RPI Loss:	107	RECORD	PCT. RANK	GAMES		SCHEDULE	OF SCHEDULE	RPI	RPI	RPI	RPI				
DIV. I ONLY		17-30-0	.3617	221	3-7-0	72	154	156	.48792	144	5	5			
DIV. I NON-CONF.		12-20-0	.375	198	0-2-0	107	168	173	.47715	172	6	7			
<hr/>															
TOTALS	RPI 1-25	RPI 26-50			W-L RECORDS	RPI 51-100			RPI 101-150		RPI 150+				
17-30-0	1-7-0	0-2-0			OVERALL	2-7-0			3-4-0		11-10-0				
6-7-0	1-2-0	0-1-0			HOME	0-0-0			0-0-0		5-4-0				
4-11-0	0-4-0	0-0-0			AWAY	0-1-0			2-3-0		2-3-0				
7-12-0	0-1-0	0-1-0			NEUTRAL	2-6-0			1-1-0		4-3-0				
<hr/>															
12-20-0	0-2-0	0-2-0			NON-CONFERENCE	2-7-0			1-3-0		9-6-0				
4-3-0	0-0-0	0-1-0			HOME	0-0-0			0-0-0		4-2-0				
1-6-0	0-1-0	0-0-			AWAY	0-1-0			0-2-0		1-2-0				
7-11-0	0-1-0	0-1-0			NEUTRAL	2-6-0			1-1-0		4-2-0				
<hr/>															
5-10-0	1-5-0	0-0-0			CONFERENCE	0-0-0			2-1-0		2-4-0				
2-4-0	1-2-0	0-0-0			HOME	0-0-0			0-0-0		1-2-0				
3-5-0	0-3-0	0-0-0			AWAY	0-0-0			2-1-0		1-1-0				
0-1-0	0-0-0	0-0-0			NEUTRAL	0-0-0			0-0-0		0-1-0				
<hr/>															
RPI S	Opponent	Score		RPI S	Opponent	Score		RPI S	Opponent	Score		RPI S	Opponent	Score	
16 A	Georgia	1	2	47 N	Wisconsin	0	3	60 N	Virginia	1	4	102 N	Bowling Green	3	2
17 N	Florida St.	1	5	50 H	Hofstra	2	3	67 N	Lipscomb	2	8	108 A	Longwood	2	10
19 A	South Fla.	1	9					69 N	Ball St.	8	7	126 A	LIU Brooklyn	3	13
19 A	South Fla.	2	5					70 N	Southern Ill.	3	4	132 N	Temple	1	2
19 A	South Fla.	0	6					79 N	Maryland	11	3	148 A	Villanova	5	1
25 H	Syracuse	6	12					81 N	Marshall	0	8	148 A	Villanova	5	1
25 H	Syracuse	7	11					85 A	Fordham	0	8	148 A	Villanova	4	6
25 H	Syracuse	6	1					97 N	North Carolina St.	6	7	160 N	Seton Hall	6	7
								97 N	North Carolina St.	0	9	170 N	Utah St.	4	8
												177 N	Gardner-Webb	4	1
												181 N	Campbell	1	0
												181 N	Campbell	6	7
												186 A	Winthrop	5	6
												188 A	Marist	1	3
												188 A	Marist	9	6
												193 H	Fairleigh Dickinson	4	0
												193 H	Fairleigh Dickinson	2	5
												194 H	Iona	4	0
												194 H	Iona	1	3
												202 H	Georgetown	1	3
												202 H	Georgetown	2	1
												202 H	Georgetown	1	2
					LAST 10 GAMES							211 A	Providence	4	1
					148 A Villanova	5	1		202 H Georgetown	1	3	211 A	Providence	3	4
					148 A Villanova	5	1		202 H Georgetown	1	2	262 N	UMBC	7	0
					148 A Villanova	4	6		126 A LIU Brooklyn	3	13	264 N	UNC Wilmington	6	4
					50 H Hofstra	2	3		19 A South Fla.	0	6	272 H	Manhattan	8	4
					202 H Georgetown	2	1		19 A South Fla.	1	9				

Non-Div. I Games:

St. John's (NY)

St. John's (NY)

Average RPI Win:	174	WON-LOST RECORD	WINNING PCT. RANK	LAST 10 GAMES	STRENGTH OF SCHEDULE	OPP. STRENGTH OF SCHEDULE	TEAM RPI	ADJ RPI	CONF. RPI	ADJ CONF. RPI		
DIV. I ONLY		21-21-0	.5	134	5-5-0	178	127	153	.48773	145	8	8
DIV. I NON-CONF.		15-9-0	.625	72	2-2-0	251	242	153	.48883	152	8	8
<hr/>												
TOTALS	RPI 1-25	RPI 26-50		W-L RECORDS		RPI 51-100		RPI 101-150		RPI 150+		
21-21-0	0-0-0	3-3-0		OVERALL		2-10-0		4-5-0		12-3-0		
10-5-0	0-0-0	2-1-0		HOME		1-2-0		2-1-0		5-1-0		
6-13-0	0-0-0	0-2-0		AWAY		0-6-0		2-4-0		4-1-0		
5-3-0	0-0-0	1-0-0		NEUTRAL		1-2-0		0-0-0		3-1-0		
<hr/>												
15-9-0	0-0-0	1-2-0		NON-CONFERENCE		1-2-0		1-2-0		12-3-0		
5-1-0	0-0-0	0-0-0		HOME		0-0-0		0-0-0		5-1-0		
5-5-0	0-0-0	0-0-		AWAY		0-0-0		1-2-0		4-1-0		
5-3-0	0-0-0	1-0-0		NEUTRAL		1-2-0		0-0-0		3-1-0		
<hr/>												
6-12-0	0-0-0	2-1-0		CONFERENCE		1-8-0		3-3-0		0-0-0		
5-4-0	0-0-0	2-1-0		HOME		1-2-0		2-1-0		0-0-0		
1-8-0	0-0-0	0-0-0		AWAY		0-6-0		1-2-0		0-0-0		
0-0-0	0-0-0	0-0-0		NEUTRAL		0-0-0		0-0-0		0-0-0		
<hr/>												
RPI	S	Opponent	Score	RPI	S	Opponent	Score	RPI	S	Opponent	Score	
				32	N	Virginia Tech	2 1					
				40	A	Houston	0 13					
				40	A	Houston	0 9					
				46	H	Troy	5 3					
				46	H	Troy	3 4					
				46	H	Troy	2 1					

Non-Div. I Games:

La.-Monroe

Average RPI Win:	230	WON-LOST RECORD	WINNING PCT. RANK	LAST 10 GAMES	STRENGTH OF SCHEDULE	OPP. STRENGTH OF SCHEDULE	TEAM RPI	ADJ RPI	CONF. RPI	ADJ CONF. RPI
DIV. I ONLY		27-15-0	.64286 64	7-3-0	245	250	140	.48772 146	27	27
DIV. I NON-CONF.		16-10-0	.61538 77	1-0-0	243	247	147	.49144 145	27	27
TOTALS	RPI 1-25	RPI 26-50	W-L RECORDS	RPI 51-100	RPI 101-150	RPI 150+				
27-15-0	0-0-0	0-1-0	OVERALL	0-2-0	3-6-0	24-6-0				
14-3-0	0-0-0	0-0-0	HOME	0-0-0	1-1-0	13-2-0				
5-8-0	0-0-0	0-1-0	AWAY	0-0-0	1-5-0	4-2-0				
8-4-0	0-0-0	0-0-0	NEUTRAL	0-2-0	1-0-0	7-2-0				
16-10-0	0-0-0	0-1-0	NON-CONFERENCE	0-2-0	3-4-0	13-3-0				
7-2-0	0-0-0	0-0-0	HOME	0-0-0	1-1-0	6-1-0				
1-4-0	0-0-0	0-0-	AWAY	0-0-0	1-3-0	0-0-0				
8-4-0	0-0-0	0-0-0	NEUTRAL	0-2-0	1-0-0	7-2-0				
11-5-0	0-0-0	0-0-0	CONFERENCE	0-0-0	0-2-0	11-3-0				
7-1-0	0-0-0	0-0-0	HOME	0-0-0	0-0-0	7-1-0				
4-4-0	0-0-0	0-0-0	AWAY	0-0-0	0-2-0	4-2-0				
0-0-0	0-0-0	0-0-0	NEUTRAL	0-0-0	0-0-0	0-0-0				
RPI S Opponent Score	RPI S Opponent Score	RPI S Opponent Score	RPI S Opponent Score	RPI S Opponent Score	RPI S Opponent Score	RPI S Opponent Score				
	44 A UCF 3 8		76 N Jacksonville 0 5		104 A Harvard 1 10					
			76 N Jacksonville 0 9		104 A Harvard 3 4					
					123 N Stetson 3 2					
					132 A Temple 6 9					
					132 A Temple 5 4					
					148 H Villanova 2 3					
					148 H Villanova 3 1					
					150 A Lehigh 0 3					
					150 A Lehigh 0 2					
					171 H Army 6 3					
					180 H Saint Joseph's 1 0					
					180 H Saint Joseph's 1 3					
					205 N Ill.-Chicago 3 4					
					206 H Cornell 5 2					
					206 H Cornell 9 6					
					206 H Cornell 0 5					
					206 H Cornell 9 2					
					207 N Akron 2 6					
					210 N Indiana St. 2 0					
					221 H Drexel 8 7					
					232 N Sacred Heart 2 0					
		LAST 10 GAMES			237 H Rider 9 1					
	206 H Cornell 0 5		245 A Princeton 5 1		245 A Princeton 8 0					
	206 H Cornell 9 2		245 A Princeton 4 1		245 A Princeton 3 4					
	206 H Cornell 9 6		245 A Princeton 3 4		245 A Princeton 5 1					
	206 H Cornell 5 2		245 A Princeton 8 0		245 A Princeton 4 1					
	221 H Drexel 8 7		104 A Harvard 1 10		257 N Detroit 6 2					

Non-Div. I Games:

Penn

RPI	S	Opponent	Score	
259	A	Dartmouth	6	2
259	A	Dartmouth	0	1
263	N	South Dakota	1	0
263	N	South Dakota	3	2
265	H	La Salle	5	1
265	H	La Salle	8	0
268	H	Yale	14	3
268	H	Yale	1	0
270	H	Brown	5	4
270	H	Brown	7	4
272	N	Manhattan	9	1
278	N	Holy Cross	3	2

P
e
n
n

P
e
n
n

Average RPI Win:		178	WON-LOST		WINNING		LAST 10		STRENGTH OF		OPP. STRENGTH		TEAM	ADJ		CONF.	ADJ CONF.							
Average RPI Loss:		77	RECORD		PCT. RANK		GAMES		SCHEDULE		OF SCHEDULE		RPI	RPI		RPI	RPI							
DIV. I ONLY			19-33-0		.36538		219		6-4-0		68		99		142		.48732		147		10		10	
DIV. I NON-CONF.			12-19-0		.3871		191		2-2-0		77		128		150		.48591		157		10		10	
TOTALS			RPI 1-25		RPI 26-50		W-L RECORDS		RPI 51-100		RPI 101-150		RPI 150+											
19-33-0			0-6-0		2-13-0		OVERALL		1-6-0		4-3-0		12-5-0											
13-8-0			0-0-0		0-0-0		HOME		0-5-0		3-1-0		10-2-0											
5-16-0			0-3-0		2-10-0		AWAY		1-1-0		0-0-0		2-2-0											
1-9-0			0-3-0		0-3-0		NEUTRAL		0-0-0		1-2-0		0-1-0											
12-19-0			0-6-0		0-3-0		NON-CONFERENCE		1-3-0		4-3-0		7-4-0											
8-4-0			0-0-0		0-0-0		HOME		0-2-0		3-1-0		5-1-0											
3-6-0			0-3-0		0-0-		AWAY		1-1-0		0-0-0		2-2-0											
1-9-0			0-3-0		0-3-0		NEUTRAL		0-0-0		1-2-0		0-1-0											
7-14-0			0-0-0		2-10-0		CONFERENCE		0-3-0		0-0-0		5-1-0											
5-4-0			0-0-0		0-0-0		HOME		0-3-0		0-0-0		5-1-0											
2-10-0			0-0-0		2-10-0		AWAY		0-0-0		0-0-0		0-0-0											
0-0-0			0-0-0		0-0-0		NEUTRAL		0-0-0		0-0-0		0-0-0											
RPI	S	Opponent		Score		RPI	S	Opponent		Score		RPI	S	Opponent		Score								
2	N	Alabama		0	8	34	N	Mississippi St.		6	9	58	A	South Ala.		3	1							
4	A	Tennessee		0	5	35	A	Tulsa		7	6	73	H	UNI		2	3							
4	A	Tennessee		2	3	35	A	Tulsa		0	2	78	H	Miami (OH)		0	5							
4	A	Tennessee		0	7	35	A	Tulsa		2	4	81	H	Marshall		0	6							
10	N	Louisville		0	11	37	N	BYU		8	14	81	H	Marshall		0	1							
18	N	Hawaii		1	9	39	N	Boston U.		3	7	81	H	Marshall		0	1							
						40	A	Houston		1	5	91	A	UNLV		0	1							
						40	A	Houston		0	8													
						40	A	Houston		0	8													
						41	A	UAB		0	2													
						41	A	UAB		3	4													
						41	A	UAB		1	3													
						44	A	UCF		7	8													
						44	A	UCF		4	7													
						44	A	UCF		3	0													
						LAST 10 GAMES																		
						44	A	UCF		3	0	228	H	UTEP		7	2							
						44	A	UCF		4	7	228	H	UTEP		4	0							
						44	A	UCF		7	8	228	H	UTEP		5	1							
						4	A	Tennessee		2	3	145	H	La.-Monroe		6	1							
						4	A	Tennessee		0	5	284	H	Alcorn St.		8	0							
									</															

Non-Div. I Games:

Memphis

Average RPI Win:		202	WON-LOST		WINNING		LAST 10		STRENGTH OF		OPP. STRENGTH		TEAM		ADJ		CONF.		ADJ CONF.				
Average RPI Loss:		123	RECORD		PCT. RANK		GAMES		SCHEDULE		OF SCHEDULE		RPI		RPI		RPI		RPI				
DIV. I ONLY			28-20-0		.58333		95		3-7-0		233		164		147		.48704		148				
DIV. I NON-CONF.			25-8-0		.75758		32		1-2-0		255		249		102		.51896		104				
TOTALS		RPI 1-25		RPI 26-50		W-L RECORDS		RPI 51-100		RPI 101-150		RPI 150+											
28-20-0		0-2-0		0-0-0		OVERALL		4-7-0		5-3-0		19-8-0											
5-8-0		0-2-0		0-0-0		HOME		0-0-0		1-2-0		4-4-0											
8-8-0		0-0-0		0-0-0		AWAY		1-6-0		1-1-0		6-1-0											
15-4-0		0-0-0		0-0-0		NEUTRAL		3-1-0		3-0-0		9-3-0											
25-8-0		0-0-0		0-0-0		NON-CONFERENCE		3-2-0		4-1-0		18-5-0											
4-1-0		0-0-0		0-0-0		HOME		0-0-0		0-0-0		4-1-0											
7-3-0		0-0-0		0-0-		AWAY		0-1-0		1-1-0		6-1-0											
14-4-0		0-0-0		0-0-0		NEUTRAL		3-1-0		3-0-0		8-3-0											
3-12-0		0-2-0		0-0-0		CONFERENCE		1-5-0		1-2-0		1-3-0											
1-7-0		0-2-0		0-0-0		HOME		0-0-0		1-2-0		0-3-0											
1-5-0		0-0-0		0-0-0		AWAY		1-5-0		0-0-0		0-0-0											
1-0-0		0-0-0		0-0-0		NEUTRAL		0-0-0		0-0-0		1-0-0											
RPI	S	Opponent		Score		RPI	S	Opponent		Score		RPI	S	Opponent		Score							
10	H	Louisville		4 8								53	A	Rutgers		7 3		110	N	Western Mich.		6 4	
10	H	Louisville		0 7								53	A	Rutgers		3 4		136	N	Central Mich.		3 2	
												53	A	Rutgers		1 9		138	N	Central Ark.		4 1	
												59	A	FIU		2 21		144	H	St. John's (NY)		1 5	
												72	A	Connecticut		1 4		144	H	St. John's (NY)		6 4	
												72	A	Connecticut		6 7		144	H	St. John's (NY)		1 5	
												72	A	Connecticut		3 6		146	A	Penn		1 3	
												75	N	S.C. Upstate		2 1		146	A	Penn		3 2	
												76	N	Jacksonville		3 1		161	N	Bradley		7 8	
												83	N	South Carolina		3 15		171	N	Army		0 1	
												95	N	Fla. Gulf Coast		7 6		180	H	Saint Joseph's		3 5	
																		191	A	Monmouth		1 5	
																		191	A	Monmouth		9 2	
																		205	N	Ill.-Chicago		7 10	
																		211	H	Providence		3 6	
																		211	H	Providence		0 1	
																		211	H	Providence		2 5	
																		211	N	Providence		7 5	
																		229	A	Towson		4 3	
																		229	A	Towson		4 3	
																		233	N	Toledo		7 2	
																		237	N	Rider		5 1	
																		241	N	Norfolk St.		4 0	
																		243	A	Delaware		4 1	
																		243	H	Delaware		8 0	
																		243	H	Delaware		5 4	
																		251	N	Cleveland St.		8 0	

Non-Div. I Games:

Villanova

RPI	S	Opponent	Score	
253	N	South Dakota St.	8	0
260	N	Hampton	11	1
261	N	Wagner	7	0
265	A	La Salle	8	5
265	A	La Salle	8	0
265	N	La Salle	8	0
277	H	Lafayette	4	0
277	H	Lafayette	4	1

Villanova

V
i
l
l
a
n
o
v
a

V
i
l
l
a
n
o
v
a

Average RPI Win:	236	WON-LOST RECORD	WINNING PCT. RANK	LAST 10 GAMES	STRENGTH OF SCHEDULE	OPP. STRENGTH OF SCHEDULE	TEAM RPI	ADJ RPI	CONF. RPI	ADJ CONF. RPI					
Average RPI Loss:	144														
DIV. I ONLY		26-13-1	.6625	52	5-5-0	266	242	152	.48654	149	24	22			
DIV. I NON-CONF.		16-5-1	.75	33	0-0-0	278	284	130	.50231	128	24	24			
<hr/>															
TOTALS	RPI 1-25			RPI 26-50	W-L RECORDS		RPI 51-100			RPI 101-150		RPI 150+			
26-13-1	0-0-0			0-0-0	OVERALL		0-4-0			0-1-0		26-8-1			
11-2-0	0-0-0			0-0-0	HOME		0-0-0			0-0-0		11-2-0			
5-7-1	0-0-0			0-0-0	AWAY		0-4-0			0-0-0		5-3-1			
10-4-0	0-0-0			0-0-0	NEUTRAL		0-0-0			0-1-0		10-3-0			
16-5-1	0-0-0			0-0-0	NON-CONFERENCE		0-1-0			0-1-0		16-3-1			
4-0-0	0-0-0			0-0-0	HOME		0-0-0			0-0-0		4-0-0			
2-1-1	0-0-0			0-0-	AWAY		0-1-0			0-0-0		2-0-1			
10-4-0	0-0-0			0-0-0	NEUTRAL		0-0-0			0-1-0		10-3-0			
10-8-0	0-0-0			0-0-0	CONFERENCE		0-3-0			0-0-0		10-5-0			
7-2-0	0-0-0			0-0-0	HOME		0-0-0			0-0-0		7-2-0			
3-6-0	0-0-0			0-0-0	AWAY		0-3-0			0-0-0		3-3-0			
0-0-0	0-0-0			0-0-0	NEUTRAL		0-0-0			0-0-0		0-0-0			
RPI	S	Opponent	Score	RPI	S	Opponent	Score	RPI	S	Opponent	Score	RPI	S	Opponent	Score
								</							

Non-Div. I Games:

Youngstown St.

RPI	S	Opponent	Score	
257	A	Detroit	9	1
257	A	Detroit	10	1
264	N	UNC Wilmington	6	1
266	N	Bucknell	9	0
269	N	Columbia	7	2
276	A	N.C. A&T	11	3
277	N	Lafayette	9	4
280	N	Howard	15	7
286	N	Saint Peter's	9	1

Youngstown St.

Y
o
u
n
g
s
t
o
w
n
s
t
.

Y
o
u
n
g
s
t
o
w
n
s
t
.

Average RPI Win:	220	WON-LOST	WINNING	LAST 10	STRENGTH OF	OPP. STRENGTH	TEAM	ADJ	CONF.	ADJ CONF.												
Average RPI Loss:	144	RECORD	PCT. RANK	GAMES	SCHEDULE	OF SCHEDULE	RPI	RPI	RPI	RPI												
DIV. I ONLY	32-16-0	.66667	48	8-2-0	258	234	136	.4858	150	29	29											
DIV. I NON-CONF.	19-15-0	.55882	103	3-1-0	183	189	132	.49513	140	29	29											
<hr/>																						
TOTALS	RPI 1-25	RPI 26-50		W-L RECORDS		RPI 51-100		RPI 101-150		RPI 150+												
32-16-0	0-0-0	1-1-0		OVERALL		2-5-0		4-3-0		25-7-0												
14-2-0	0-0-0	0-0-0		HOME		2-0-0		4-2-0		8-0-0												
9-6-0	0-0-0	1-1-0		AWAY		0-3-0		0-0-0		8-2-0												
9-8-0	0-0-0	0-0-0		NEUTRAL		0-2-0		0-1-0		9-5-0												
19-15-0	0-0-0	1-1-0		NON-CONFERENCE		2-5-0		4-3-0		12-6-0												
8-2-0	0-0-0	0-0-0		HOME		2-0-0		4-2-0		2-0-0												
2-5-0	0-0-0	1-0-		AWAY		0-3-0		0-0-0		1-1-0												
9-8-0	0-0-0	0-0-0		NEUTRAL		0-2-0		0-1-0		9-5-0												
13-1-0	0-0-0	0-0-0		CONFERENCE		0-0-0		0-0-0		13-1-0												
6-0-0	0-0-0	0-0-0		HOME		0-0-0		0-0-0		6-0-0												
7-1-0	0-0-0	0-0-0		AWAY		0-0-0		0-0-0		7-1-0												
0-0-0	0-0-0	0-0-0		NEUTRAL		0-0-0		0-0-0		0-0-0												
RPI	S	Opponent	Score	RPI	S	Opponent	Score	RPI	S	Opponent	Score											
				50	A	Hofstra	7 6	52	A	Radford	0 3											
				50	A	Hofstra	1 10	52	A	Radford	3 4											
								55	N	Pittsburgh	5 6											
								55	N	Pittsburgh	2 4											
								85	H	Fordham	4 2											
								85	H	Fordham	7 2											
								97	A	North Carolina St.	2 6											
										104	H	Harvard	1 0									
										104	H	Harvard	1 3									
										104	H	Harvard	2 0									
										104	H	Harvard	0 1									
										109	N	Kent St.	2 9									
										146	H	Penn	2 0									
										146	H	Penn	3 0									
										179	N	Binghamton	4 5									
										179	N	Binghamton	6 0									
										202	N	Georgetown	3 4									
										210	N	Indiana St.	3 5									
										213	N	Saint Francis (PA)	8 3									
										219	N	Florida A&M	6 1									
										226	H	Colgate	4 3									
										226	H	Colgate	10 0									
										232	N	Sacred Heart	7 0									
										233	N	Toledo	4 1									
										237	A	Rider	3 6									
										237	A	Rider	5 2									
										245	H	Princeton	3 1									
										245	H	Princeton	2 0									
										257	N	Detroit	2 3									
										257	N	Detroit	2 1									
										263	N	South Dakota	12 5									
										263	N	South Dakota	4 0									
										266	H	Bucknell	9 0									
										266	H	Bucknell	9 0									
																	</					

Non-Div. I Games:

Lehigh

RPI	S	Opponent	Score	
266	H	Bucknell	8	0
266	H	Bucknell	8	0
268	N	Yale	3	4
272	N	Manhattan	6	3
277	A	Lafayette	11	3
277	A	Lafayette	7	0
277	A	Lafayette	8	1
277	A	Lafayette	9	0
278	A	Holy Cross	5	1
278	A	Holy Cross	7	0
278	A	Holy Cross	1	2
278	A	Holy Cross	10	0

L
e
h
i
g
h

L
e
h
i
g
h

Lehigh

Average RPI Win: 219		WON-LOST	WINNING	LAST 10	STRENGTH OF		OPP. STRENGTH	TEAM	ADJ		CONF.	ADJ CONF.	
Average RPI Loss: 140		RECORD	PCT. RANK	GAMES	SCHEDULE		OF SCHEDULE	RPI	RPI		RPI	RPI	
DIV. I ONLY		19-14-1	.57353	98	7-3-0		193	247	138	.48547	151	30	30
DIV. I NON-CONF.		10-10-1	.5	131	0-0-0		161	156	138	.4959	139	30	30
TOTALS		RPI 1-25	RPI 26-50		W-L RECORDS		RPI 51-100		RPI 101-150		RPI 150+		
19-14-1	0-0-0	0-3-0		OVERALL		3-5-0		0-0-0		16-6-1			
10-6-0	0-0-0	0-0-0		HOME		0-2-0		0-0-0		10-4-0			
7-3-1	0-0-0	0-0-0		AWAY		3-2-0		0-0-0		4-1-1			
2-5-0	0-0-0	0-3-0		NEUTRAL		0-1-0		0-0-0		2-1-0			
10-10-1	0-0-0	0-3-0		NON-CONFERENCE		3-5-0		0-0-0		7-2-1			
4-3-0	0-0-0	0-0-0		HOME		0-2-0		0-0-0		4-1-0			
4-2-1	0-0-0	0-0-		AWAY		3-2-0		0-0-0		1-0-1			
2-5-0	0-0-0	0-3-0		NEUTRAL		0-1-0		0-0-0		2-1-0			
9-4-0	0-0-0	0-0-0		CONFERENCE		0-0-0		0-0-0		9-4-0			
6-3-0	0-0-0	0-0-0		HOME		0-0-0		0-0-0		6-3-0			
3-1-0	0-0-0	0-0-0		AWAY		0-0-0		0-0-0		3-1-0			
0-0-0	0-0-0	0-0-0		NEUTRAL		0-0-0		0-0-0		0-0-0			
RPI S	Opponent	Score		RPI S	Opponent	Score		RPI S	Opponent	Score			
43 N	Kansas	2	5	76 A	Jacksonville	0	15	180 H	Saint Joseph's	5	4		
43 N	Kansas	1	6	76 A	Jacksonville	3	4	180 H	Saint Joseph's	0	10		
43 N	Kansas	1	17	82 A	North Florida	1	0	190 N	St. Bonaventure	5	2		
				82 A	North Florida	4	2	200 A	Bethune-Cookman	5	6		
				82 A	North Florida	2	1	206 H	Cornell	8	2		
				99 H	Albany (NY)	2	18	206 H	Cornell	3	1		
				99 H	Albany (NY)	0	5	241 H	Norfolk St.	1	3		
				100 N	McNeese St.	0	2	241 H	Norfolk St.	10	0		
								241 H	Norfolk St.	1	6		
								243 A	Delaware	5	5		
								243 A	Delaware	3	0		
								254 N	Mt. St. Mary's	5	1		
								254 N	Mt. St. Mary's	3	4		
								258 H	Coppin St.	1	2		
								258 H	Coppin St.	7	0		
								258 H	Coppin St.	2	1		
								260 H	Hampton	5	2		
								260 H	Hampton	5	0		
								260 H	Hampton	11	5		
								266 H	Bucknell	8	3		
								279 A	Morgan St.	4	1		
								279 A	Morgan St.	7	3		
								279 A	Morgan St.	8	1		
LAST 10 GAMES				241 H	Norfolk St.	10	0	258 H	Coppin St.	7	0		
				241 H	Norfolk St.	1	3	279 A	Morgan St.	4	1		
				241 H	Norfolk St.	1	6	279 A	Morgan St.	8	1		
				258 H	Coppin St.	1	2	279 A	Morgan St.	7	3		
				258 H	Coppin St.	2	1	260 H	Hampton	5	2		

Non-Div. I Games:

Delaware St.

UTSA

Average RPI Win: 185		WON-LOST RECORD		WINNING PCT. RANK		LAST 10 GAMES		STRENGTH OF SCHEDULE		OPP. STRENGTH OF SCHEDULE		TEAM RPI		ADJ RPI		CONF. RPI		ADJ CONF. RPI	
DIV. I ONLY		20-22-0		.47619 154		7-3-0		138		158		145		.48281 153		18		17	
DIV. I NON-CONF.		11-17-0		.39286 188		1-1-0		146		119		176		.46995 182		16		16	
TOTALS		RPI 1-25		RPI 26-50		W-L RECORDS		RPI 51-100		RPI 101-150		RPI 150+							
20-22-0		0-3-0		0-3-0		OVERALL		2-6-0		5-3-0		13-7-0							
10-2-0		0-0-0		0-0-0		HOME		0-0-0		3-1-0		7-1-0							
4-10-0		0-3-0		0-1-0		AWAY		0-3-0		1-1-0		3-2-0							
6-10-0		0-0-0		0-2-0		NEUTRAL		2-3-0		1-1-0		3-4-0							
11-17-0		0-3-0		0-3-0		NON-CONFERENCE		2-4-0		1-1-0		8-6-0							
3-1-0		0-0-0		0-0-0		HOME		0-0-0		0-0-0		3-1-0							
2-6-0		0-3-0		0-0-		AWAY		0-1-0		0-0-0		2-1-0							
6-10-0		0-0-0		0-2-0		NEUTRAL		2-3-0		1-1-0		3-4-0							
9-5-0		0-0-0		0-0-0		CONFERENCE		0-2-0		4-2-0		5-1-0							
7-1-0		0-0-0		0-0-0		HOME		0-0-0		3-1-0		4-0-0							
2-4-0		0-0-0		0-0-0		AWAY		0-2-0		1-1-0		1-1-0							
0-0-0		0-0-0		0-0-0		NEUTRAL		0-0-0		0-0-0		0-0-0							
RPI	S	Opponent		Score		RPI	S	Opponent		Score		RPI	S	Opponent		Score			
7	A	Texas		0	15	33	A	Baylor		0	5	57	A	Boise St.		3	5		
7	A	Texas		0	8	35	N	Tulsa		6	7	66	N	New Mexico		0	8		
11	A	Texas A&M		1	3	35	N	Tulsa		2	3	86	N	North Dakota St.		6	5		
												89	N	Valparaiso		6	10		
												94	N	Ole Miss		2	12		
												97	N	North Carolina St.		2	1		
												100	A	McNeese St.		5	9		
												100	A	McNeese St.		0	7		
														166 N Cal St. Fullerton		5	3		
														166 N Cal St. Fullerton		4	5		
														187 N Weber St.		1	2		
														209 H Texas-Arlington		1	0		
														209 H Texas-Arlington		2	1		
														212 N Seattle		8	3		
														212 N Seattle		1	6		
														223 N North Dakota		6	4		
														227 H Northwestern St.		6	5		
														227 H Northwestern St.		6	4		
														228 A UTEP		11	2		
														228 A UTEP		15	3		
														239 H Texas Southern		12	7		
														239 H Texas Southern		11	3		
														242 A Houston Baptist		2	3		
														242 H Houston Baptist		6	2		
														242 H Houston Baptist		0	6		
														246 A Southeastern La.		1	4		
														246 A Southeastern La.		4	0		
LAST 10 GAMES						LAST 10 GAMES						LAST 10 GAMES							

Non-Div. I Games:

UTSA

RPI	S	Opponent	Score
270	N	Brown	5 10

Average RPI Win:	184	WON-LOST	WINNING	LAST 10	STRENGTH OF	OPP. STRENGTH	TEAM	ADJ	CONF.	ADJ CONF.	
Average RPI Loss:	135	RECORD	PCT. RANK	GAMES	SCHEDULE	OF SCHEDULE	RPI	RPI	RPI	RPI	
DIV. I ONLY	21-16-0	.56757	103	5-3-0	241	139	159	.482	154	22	21
DIV. I NON-CONF.	6-6-0	.5	131	1-0-0	227	15	158	.48777	154	21	21
<hr/>											
TOTALS	RPI 1-25	RPI 26-50		W-L RECORDS		RPI 51-100		RPI 101-150		RPI 150+	
21-16-0	0-1-0	0-1-0		OVERALL		1-1-0		6-6-0		14-7-0	
10-6-0	0-0-0	0-0-0		HOME		0-0-0		5-3-0		5-3-0	
7-8-0	0-1-0	0-0-0		AWAY		1-1-0		0-2-0		6-4-0	
4-2-0	0-0-0	0-1-0		NEUTRAL		0-0-0		1-1-0		3-0-0	
<hr/>											
6-6-0	0-1-0	0-1-0		NON-CONFERENCE		1-1-0		3-3-0		2-0-0	
2-0-0	0-0-0	0-0-0		HOME		0-0-0		2-0-0		0-0-0	
1-4-0	0-1-0	0-0-		AWAY		1-1-0		0-2-0		0-0-0	
3-2-0	0-0-0	0-1-0		NEUTRAL		0-0-0		1-1-0		2-0-0	
<hr/>											
15-10-0	0-0-0	0-0-0		CONFERENCE		0-0-0		3-3-0		12-7-0	
8-6-0	0-0-0	0-0-0		HOME		0-0-0		3-3-0		5-3-0	
6-4-0	0-0-0	0-0-0		AWAY		0-0-0		0-0-0		6-4-0	
1-0-0	0-0-0	0-0-0		NEUTRAL		0-0-0		0-0-0		1-0-0	
<hr/>											
RPI S	Opponent	Score		RPI S	Opponent	Score		RPI S	Opponent	Score	
4 A	Tennessee	0	8	39 N	Boston U.	1	3	84 A	Western Ky.	1	10
								94 A	Ole Miss	11	6
								102 N	Bowling Green	4	6
								113 H	UT Martin	3	2
								113 H	UT Martin	2	4
								113 H	UT Martin	4	1
								127 H	Jacksonville St.	2	1
								127 H	Jacksonville St.	0	6
								127 H	Jacksonville St.	5	8
								143 H	Middle Tenn.	5	2
								143 H	Middle Tenn.	10	5
								143 N	Middle Tenn.	6	4
								147 A	Memphis	0	1
								147 A	Memphis	0	1
								156 A	Tennessee Tech	1	0
								156 A	Tennessee Tech	1	0
								156 A	Tennessee Tech	0	4
								159 A	SIU Edwardsville	0	1
								159 H	SIU Edwardsville	11	0
159 H	SIU Edwardsville	1	2								
162 A	Eastern Ill.	3	0								
162 A	Eastern Ill.	2	8								
162 A	Eastern Ill.	4	5								
								210 N	Indiana St.	11	3
								214 N	Belmont	10	0
								231 H	Austin Peay	6	1
								231 H	Austin Peay	1	2
								231 H	Austin Peay	15	4
								236 H	Morehead St.	13	4
								236 H	Morehead St.	13	4
								159 A	SIU Edwardsville	0	1
								231 H	Austin Peay	6	1
								143 H	Middle Tenn.	10	5
								143 H	Middle Tenn.	5	2
								231 H	Austin Peay	15	4
								156 A	Tennessee Tech	0	4
								236 H	Morehead St.	13	4

Non-Div. I Games:	Campbellsville	7	0
--------------------------	-----------------------	----------	----------

Murray St.

Average RPI Win: 241		WON-LOST	WINNING	LAST 10	STRENGTH OF		OPP. STRENGTH	TEAM	ADJ	CONF.	ADJ CONF.
Average RPI Loss: 94		RECORD	PCT. RANK	GAMES	SCHEDULE		OF SCHEDULE	RPI	RPI	RPI	RPI
DIV. I ONLY		25-16-0	.60976	76	246		238	155	.48153	155	31
DIV. I NON-CONF.		12-16-0	.42857	168	195		112	186	.46738	187	31
TOTALS		RPI 1-25	RPI 26-50		W-L RECORDS		RPI 51-100		RPI 101-150		RPI 150+
25-16-0	0-3-0	1-4-0		OVERALL		0-2-0		2-2-0		22-5-0	
7-2-0	0-0-0	0-2-0		HOME		0-0-0		1-0-0		6-0-0	
6-6-0	0-3-0	0-1-0		AWAY		0-0-0		1-1-0		5-1-0	
12-8-0	0-0-0	1-1-0		NEUTRAL		0-2-0		0-1-0		11-4-0	
12-16-0	0-3-0	1-4-0		NON-CONFERENCE		0-2-0		2-2-0		9-5-0	
1-2-0	0-0-0	0-2-0		HOME		0-0-0		1-0-0		0-0-0	
3-6-0	0-3-0	0-0-		AWAY		0-0-0		1-1-0		2-1-0	
8-8-0	0-0-0	1-1-0		NEUTRAL		0-2-0		0-1-0		7-4-0	
13-0-0	0-0-0	0-0-0		CONFERENCE		0-0-0		0-0-0		13-0-0	
6-0-0	0-0-0	0-0-0		HOME		0-0-0		0-0-0		6-0-0	
3-0-0	0-0-0	0-0-0		AWAY		0-0-0		0-0-0		3-0-0	
4-0-0	0-0-0	0-0-0		NEUTRAL		0-0-0		0-0-0		4-0-0	
RPI S	Opponent	Score	RPI S	Opponent	Score	RPI S	Opponent	Score	RPI S	Opponent	Score
12 A	La.-Lafayette	0 21	34 A	Mississippi St.	2 3	53 N	Rutgers	3 4	119 N	Mercer	0 8
23 A	LSU	0 16	34 H	Mississippi St.	3 4	53 N	Rutgers	2 7	138 A	Central Ark.	0 9
23 A	LSU	0 2	35 H	Tulsa	3 11				138 H	Central Ark.	1 0
			46 N	Troy	3 4				147 A	Memphis	8 1
			46 N	Troy	2 1				152 N	Louisiana Tech	5 7
									159 N	SIU Edwardsville	0 4
									159 N	SIU Edwardsville	1 7
									214 N	Belmont	3 7
									214 N	Belmont	8 1
									219 N	Florida A&M	8 0
									220 A	Samford	6 4
									224 A	Southern Miss.	6 1
									234 N	Nicholls St.	6 2
									239 N	Texas Southern	3 2
									244 N	IUPUI	2 1
									246 A	Southeastern La.	0 3
									249 H	Jackson St.	6 1
									249 H	Jackson St.	14 9
									249 H	Jackson St.	3 2
									256 N	Savannah St.	11 1
									273 N	Prairie View	6 0
									276 N	N.C. A&T	9 0
									281 N	Ark.-Pine Bluff	8 1
									282 N	South Carolina St.	8 1
									283 A	Alabama A&M	5 1
									283 A	Alabama A&M	10 1
									283 A	Alabama A&M	14 0
									138 A	Central Ark.	0 9
									283 A	Alabama A&M	14 0
LAST 10 GAMES			LAST 10 GAMES			LAST 10 GAMES			LAST 10 GAMES		
			284 H	Alcorn St.	9 1				249 H	Jackson St.	3 2
			284 H	Alcorn St.	11 5				283 A	Alabama A&M	5 1
			284 H	Alcorn St.	11 2				283 A	Alabama A&M	14 0
			249 H	Jackson St.	6 1				283 A	Alabama A&M	10 1
			249 H	Jackson St.	14 9				138 A	Central Ark.	0 9

Non-Div. I Games:

Delta St.

4 3

Belhaven

2 3

Mississippi Val.

RPI	S	Opponent	Score	
284	H	Alcorn St.	9	1
284	H	Alcorn St.	11	5
284	H	Alcorn St.	11	2
288	N	Grambling	6	0

Mississippi Val.

M
i
s
s
i
s
s
i
p
p
i
V
a
l
.

M
i
s
s
i
s
s
i
p
p
i
V
a
l
.

Average RPI Win:		183	WON-LOST RECORD		WINNING PCT. RANK		LAST 10 GAMES		STRENGTH OF SCHEDULE		OPP. STRENGTH OF SCHEDULE		TEAM RPI		ADJ RPI		CONF. RPI		ADJ CONF. RPI				
Average RPI Loss:		122																					
DIV. I ONLY			20-25-0		.44444	175	6-4-0		122		181		157		.48133		156	22		21			
DIV. I NON-CONF.			6-13-0		.31579	232	0-1-0		68		89		167		.47921		166	21		21			
TOTALS		RPI 1-25		RPI 26-50		W-L RECORDS		RPI 51-100		RPI 101-150		RPI 150+											
20-25-0		0-3-0		0-1-0		OVERALL		2-6-0		1-6-0		17-9-0											
8-11-0		0-0-0		0-0-0		HOME		0-2-0		0-6-0		8-3-0											
6-8-0		0-3-0		0-0-0		AWAY		0-2-0		1-0-0		5-3-0											
6-6-0		0-0-0		0-1-0		NEUTRAL		2-2-0		0-0-0		4-3-0											
6-13-0		0-3-0		0-1-0		NON-CONFERENCE		2-6-0		0-0-0		4-3-0											
0-2-0		0-0-0		0-0-0		HOME		0-2-0		0-0-0		0-0-0											
0-5-0		0-3-0		0-0-		AWAY		0-2-0		0-0-0		0-0-0											
6-6-0		0-0-0		0-1-0		NEUTRAL		2-2-0		0-0-0		4-3-0											
14-12-0		0-0-0		0-0-0		CONFERENCE		0-0-0		1-6-0		13-6-0											
8-9-0		0-0-0		0-0-0		HOME		0-0-0		0-6-0		8-3-0											
6-3-0		0-0-0		0-0-0		AWAY		0-0-0		1-0-0		5-3-0											
0-0-0		0-0-0		0-0-0		NEUTRAL		0-0-0		0-0-0		0-0-0											
RPI	S	Opponent		Score		RPI	S	Opponent		Score		RPI	S	Opponent		Score		RPI	S	Opponent		Score	
16	A	Georgia		1	6	46	N	Troy		2	3	64	N	Georgia St.		7	8	113	H	UT Martin		1	3
17	A	Florida St.		2	5							65	A	Chattanooga		0	8	113	H	UT Martin		0	6
17	A	Florida St.		0	8							69	N	Ball St.		2	1	113	H	UT Martin		0	6
												72	N	Connecticut		9	7	113	H	UT Martin		1	3
												77	H	IPFW		0	4	127	A	Jacksonville St.		4	1
												77	H	IPFW		2	5	127	H	Jacksonville St.		1	5
												84	A	Western Ky.		0	1	127	H	Jacksonville St.		0	6
												94	N	Ole Miss		3	6	154	H	Murray St.		0	1
																		154	H	Murray St.		4	0
																		154	H	Murray St.		0	1
																		159	H	SIU Edwardsville		4	2
																		159	H	SIU Edwardsville		7	1
																		159	H	SIU Edwardsville		2	0
																		162	A	Eastern Ill.		1	3
																		162	A	Eastern Ill.		2	7
																		169	H	Eastern Ky.		3	2
																		169	H	Eastern Ky.		10	2
																		186	N	Winthrop		5	4
																		189	N	Buffalo		3	0
																		195	N	Dayton		8	2
																		214	N	Belmont		5	6
																		215	H	Southeast Mo. St.		2	6
																		215	H	Southeast Mo. St.		6	1
																		215	H	Southeast Mo. St.		3	2
																		217	N	Stephen F. Austin		2	3
																		217	N	Stephen F. Austin		3	2
																		231	A	Austin Peay		5	3
LAST 10 GAMES																							
						159	H	SIU Edwardsville		2	0	169	H	Eastern Ky.		10	2	215	H	Southeast Mo. St.		6	1
						159	H	SIU Edwardsville		7	1	169	H	Eastern Ky.		3	2	215	H	Southeast Mo. St.		3	2
						159	H	SIU Edwardsville		4	2	65	A	Chattanooga		0	8	217	N	Stephen F. Austin		2	3
						162	A	Eastern Ill.		1	3	154	H	Murray St.		4	0	217	N	Stephen F. Austin		3	2
						162	A	Eastern Ill.		2	7	154	H	Murray St.		0	1	231	A	Austin Peay		5	3

Non-Div. I Games:

Tennessee Tech

RPI	S	Opponent	Score	
231	A	Austin Peay	6	5
231	A	Austin Peay	3	1
251	N	Cleveland St.	0	2
255	A	Tennessee St.	4	0
255	A	Tennessee St.	5	3
255	A	Tennessee St.	1	4

Tennessee Tech

T
e
n
n
e
s
s
e
e
T
e
c
h

T
e
n
n
e
s
s
e
e
T
e
c
h

Average RPI Win:	179	WON-LOST	WINNING	LAST 10	STRENGTH OF	OPP. STRENGTH	TEAM	ADJ	CONF.	ADJ CONF.					
Average RPI Loss:	133	RECORD	PCT. RANK	GAMES	SCHEDULE	OF SCHEDULE	RPI	RPI	RPI	RPI					
DIV. I ONLY		18-20-0	.47368	160	6-4-0	149	172	158	.48077	157	24	22			
DIV. I NON-CONF.		7-13-0	.35	215	0-0-0	129	80	183	.47074	180	24	24			
<hr/>															
TOTALS	RPI 1-25	RPI 26-50		W-L RECORDS		RPI 51-100		RPI 101-150		RPI 150+					
18-20-0	0-0-0	1-5-0		OVERALL		1-4-0		3-1-0		13-10-0					
9-5-0	0-0-0	1-2-0		HOME		0-0-0		3-0-0		5-3-0					
7-8-0	0-0-0	0-3-0		AWAY		0-1-0		0-0-0		7-4-0					
2-7-0	0-0-0	0-0-0		NEUTRAL		1-3-0		0-1-0		1-3-0					
7-13-0	0-0-0	1-5-0		NON-CONFERENCE		1-4-0		0-1-0		5-3-0					
3-2-0	0-0-0	1-2-0		HOME		0-0-0		0-0-0		2-0-0					
2-4-0	0-0-0	0-0-		AWAY		0-1-0		0-0-0		2-0-0					
2-7-0	0-0-0	0-0-0		NEUTRAL		1-3-0		0-1-0		1-3-0					
11-7-0	0-0-0	0-0-0		CONFERENCE		0-0-0		3-0-0		8-7-0					
6-3-0	0-0-0	0-0-0		HOME		0-0-0		3-0-0		3-3-0					
5-4-0	0-0-0	0-0-0		AWAY		0-0-0		0-0-0		5-4-0					
0-0-0	0-0-0	0-0-0		NEUTRAL		0-0-0		0-0-0		0-0-0					
RPI	S	Opponent	Score	RPI	S	Opponent	Score	RPI	S	Opponent	Score				
				26	H	DePaul	1 0	54	N	Nebraska	0 8	103	N	North Texas	9 12
				31	A	Oklahoma St.	3 4	54	N	Nebraska	2 4	149	H	Youngstown St.	5 1
				35	A	Tulsa	0 7	69	N	Ball St.	2 9	149	H	Youngstown St.	11 0
				35	A	Tulsa	2 10	69	N	Ball St.	5 4	149	H	Youngstown St.	9 3
				47	H	Wisconsin	4 8	78	A	Miami (OH)	0 1	158	N	Eastern Mich.	0 2
				47	H	Wisconsin	1 3					167	H	Northern Ill.	9 1
												167	H	Northern Ill.	10 3
												178	A	Butler	0 2
												178	A	Butler	0 4
												178	A	Butler	5 4
												196	A	Wright St.	8 0
												196	A	Wright St.	1 0
												196	A	Wright St.	1 3
												198	A	Wichita St.	9 6
												198	A	Wichita St.	5 3
												205	H	Ill.-Chicago	3 6
												205	H	Ill.-Chicago	7 6
												205	H	Ill.-Chicago	1 0
												222	A	Green Bay	4 0
												222	A	Green Bay	2 5
												222	A	Green Bay	9 0
				LAST 10 GAMES								231	N	Austin Peay	1 4
				222	A	Green Bay	2 5	251	H	Cleveland St.	3 4	231	N	Austin Peay	1 8
				222	A	Green Bay	4 0	205	H	Ill.-Chicago	7 6	251	H	Cleveland St.	3 4
				222	A	Green Bay	9 0	205	H	Ill.-Chicago	3 6	251	H	Cleveland St.	3 5
				251	H	Cleveland St.	3 0	205	H	Ill.-Chicago	1 0	251	H	Cleveland St.	3 0
				251	H	Cleveland St.	3 5	149	H	Youngstown St.	5 1	281	N	Ark.-Pine Bluff	15 1

Non-Div. I Games:

Loyola Chicago

Average RPI Win:		200	WON-LOST		WINNING		LAST 10		STRENGTH OF		OPP. STRENGTH		TEAM		ADJ		CONF.		ADJ CONF.	
Average RPI Loss:		95	RECORD		PCT. RANK		GAMES		SCHEDULE		OF SCHEDULE		RPI		RPI		RPI		RPI	
DIV. I ONLY			19-28-0		.40426		201		3-7-0		117		132		162		.47839		158	
DIV. I NON-CONF.			14-17-0		.45161		160		2-0-0		137		152		154		.49006		148	
TOTALS			RPI 1-25		RPI 26-50		W-L RECORDS		RPI 51-100		RPI 101-150		RPI 150+							
19-28-0			0-2-0		0-4-0		OVERALL		1-11-0		1-6-0		17-5-0							
3-4-0			0-0-0		0-0-0		HOME		0-1-0		0-2-0		3-1-0							
7-18-0			0-2-0		0-4-0		AWAY		0-8-0		1-3-0		6-1-0							
9-6-0			0-0-0		0-0-0		NEUTRAL		1-2-0		0-1-0		8-3-0							
14-17-0			0-2-0		0-4-0		NON-CONFERENCE		1-7-0		0-1-0		13-3-0							
2-1-0			0-0-0		0-0-0		HOME		0-1-0		0-0-0		2-0-0							
3-10-0			0-2-0		0-0-		AWAY		0-4-0		0-0-0		3-0-0							
9-6-0			0-0-0		0-0-0		NEUTRAL		1-2-0		0-1-0		8-3-0							
5-11-0			0-0-0		0-0-0		CONFERENCE		0-4-0		1-5-0		4-2-0							
1-3-0			0-0-0		0-0-0		HOME		0-0-0		0-2-0		1-1-0							
4-8-0			0-0-0		0-0-0		AWAY		0-4-0		1-3-0		3-1-0							
0-0-0			0-0-0		0-0-0		NEUTRAL		0-0-0		0-0-0		0-0-0							
RPI	S	Opponent	Score		RPI	S	Opponent	Score		RPI	S	Opponent	Score		RPI	S	Opponent	Score		
6	A	Florida	0	16	28	A	Michigan	2	10	67	H	Lipscomb	3	11	102	A	Bowling Green	1	6	
6	A	Florida	1	2	44	A	UCF	6	8	69	A	Ball St.	5	9	102	A	Bowling Green	1	7	
					44	A	UCF	2	7	69	A	Ball St.	7	10	109	A	Kent St.	7	4	
					44	A	UCF	3	4	76	A	Jacksonville	0	8	109	A	Kent St.	1	6	
										76	A	Jacksonville	0	2	110	H	Western Mich.	3	7	
										76	N	Jacksonville	6	2	110	H	Western Mich.	0	2	
										77	A	IPFW	0	5	143	N	Middle Tenn.	5	6	
										77	A	IPFW	3	4	157	N	Loyola Chicago	2	0	
										78	A	Miami (OH)	0	10	160	N	Seton Hall	7	1	
										78	A	Miami (OH)	0	8	164	N	Drake	4	0	
										95	N	Fla. Gulf Coast	0	1	167	H	Northern Ill.	0	4	
										95	N	Fla. Gulf Coast	1	5	167	H	Northern Ill.	2	0	
															168	A	Michigan St.	6	3	
															177	N	Gardner-Webb	5	0	
															177	N	Gardner-Webb	6	2	
															181	N	Campbell	1	3	
															181	N	Campbell	0	5	
															189	A	Buffalo	6	5	
															189	A	Buffalo	13	4	
															195	N	Dayton	1	7	
															233	A	Toledo	7	8	
															233	A	Toledo	6	5	
															252	N	Niagara	5	0	
															252	N	Niagara	5	4	
															257	H	Detroit	7	1	
															257	H	Detroit	8	0	
															274	A	Oakland	10	2	
					LAST 10 GAMES															

Non-Div. I Games:

Eastern Mich.

RPI	S	Opponent	Score	
274	A	Oakland	13	0
275	N	Alabama St.	5	0

Eastern Mich.

E
a
s
t
e
r
n
M
i
c
h
.

E
a
s
t
e
r
n
M
i
c
h
.

Average RPI Win:		183	WON-LOST RECORD		WINNING PCT. RANK	LAST 10 GAMES		STRENGTH OF SCHEDULE		OPP. STRENGTH OF SCHEDULE	TEAM RPI	ADJ RPI	CONF. RPI	ADJ CONF. RPI							
Average RPI Loss:		122																			
DIV. I ONLY			19-26-0		.42222	189	5-5-0		123	185	164	.47793	159	22	21						
DIV. I NON-CONF.			9-13-0		.40909	179	1-0-0		78	123	140	.49679	138	21	21						
TOTALS		RPI 1-25		RPI 26-50		W-L RECORDS		RPI 51-100		RPI 101-150		RPI 150+									
19-26-0		0-1-0		1-2-0		OVERALL		0-7-0		1-7-0		17-9-0									
9-2-0		0-0-0		0-0-0		HOME		0-1-0		0-0-0		9-1-0									
4-18-0		0-1-0		1-2-0		AWAY		0-2-0		1-6-0		2-7-0									
6-6-0		0-0-0		0-0-0		NEUTRAL		0-4-0		0-1-0		6-1-0									
9-13-0		0-1-0		1-2-0		NON-CONFERENCE		0-7-0		0-2-0		8-1-0									
2-1-0		0-0-0		0-0-0		HOME		0-1-0		0-0-0		2-0-0									
1-6-0		0-1-0		1-0-		AWAY		0-2-0		0-1-0		0-0-0									
6-6-0		0-0-0		0-0-0		NEUTRAL		0-4-0		0-1-0		6-1-0									
10-13-0		0-0-0		0-0-0		CONFERENCE		0-0-0		1-5-0		9-8-0									
7-1-0		0-0-0		0-0-0		HOME		0-0-0		0-0-0		7-1-0									
3-12-0		0-0-0		0-0-0		AWAY		0-0-0		1-5-0		2-7-0									
0-0-0		0-0-0		0-0-0		NEUTRAL		0-0-0		0-0-0		0-0-0									
RPI	S	Opponent		Score		RPI	S	Opponent		Score		RPI	S	Opponent		Score					
2	A	Alabama		0	8	29	A	Georgia Tech		1	9	65	A	Chattanooga		1	4				
						34	A	Mississippi St.		5	4	70	A	Southern Ill.		1	4				
						34	A	Mississippi St.		0	5	70	H	Southern Ill.		1	4				
										86	N	North Dakota St.		0	3	124	N	Western Ill.		1	3
										86	N	North Dakota St.		3	7	127	A	Jacksonville St.		2	1
										90	N	East Carolina		5	6	127	A	Jacksonville St.		8	9
										90	N	East Carolina		1	3	127	A	Jacksonville St.		3	11
												145 A La.-Monroe		6	7						
												154 A Murray St.		2	1						
												154 A Murray St.		0	11						
												154 H Murray St.		1	0						
												155 N Mississippi Val.		4	0						
												155 N Mississippi Val.		7	1						
												156 A Tennessee Tech		1	7						
												156 A Tennessee Tech		0	2						
												156 A Tennessee Tech		2	4						
												161 H Bradley		4	3						
												162 A Eastern Ill.		1	4						
												162 A Eastern Ill.		4	0						
												162 H Eastern Ill.		9	4						
												167 N Northern Ill.		4	3						
												173 H Saint Louis		2	0						
												196 N Wright St.		6	4						
												215 A Southeast Mo. St.		1	4						
												215 A Southeast Mo. St.		8	9						
												227 N Northwestern St.		7	4						
												231 H Austin Peay		2	4						
LAST 10 GAMES																					
												156 A Tennessee Tech		0	2						
												156 A Tennessee Tech		1	7						
												156 A Tennessee Tech		2	4						
												173 H Saint Louis		2	0						
												127 A Jacksonville St.		3	11						
												127 A Jacksonville St.		8	9						
												127 A Jacksonville St.		2	1						
												154 H Murray St.		1	0						
												236 H Morehead St.		6	4						
												236 H Morehead St.		8	7						

Non-Div. I Games:

SIU Edwardsville

RPI	S	Opponent	Score	
231	H	Austin Peay	6	1
231	H	Austin Peay	4	3
236	H	Morehead St.	8	7
236	H	Morehead St.	8	7
236	H	Morehead St.	6	4
244	N	IUPUI	1	7
288	N	Grambling	12	2

SIU Edwardsville

SIU Edwardsville

SIU Edwardsville

Average RPI Win: 198		WON-LOST RECORD		WINNING PCT. RANK		LAST 10 GAMES		STRENGTH OF SCHEDULE		OPP. STRENGTH OF SCHEDULE		TEAM RPI		ADJ RPI		CONF. RPI		ADJ CONF. RPI					
DIV. I ONLY		20-25-0		.44444		175		3-7-0		137		114		154		.47792		160		5		5	
DIV. I NON-CONF.		17-13-0		.56667		98		1-0-0		228		195		157		.48025		164		6		7	
TOTALS		RPI 1-25		RPI 26-50		W-L RECORDS		RPI 51-100		RPI 101-150		RPI 150+											
20-25-0		0-8-0		0-1-0		OVERALL		4-7-0		2-3-0		14-6-0											
7-10-0		0-5-0		0-0-0		HOME		0-5-0		0-0-0		7-0-0											
7-9-0		0-3-0		0-1-0		AWAY		1-1-0		0-1-0		6-3-0											
6-6-0		0-0-0		0-0-0		NEUTRAL		3-1-0		2-2-0		1-3-0											
17-13-0		0-2-0		0-1-0		NON-CONFERENCE		4-2-0		1-3-0		12-5-0											
7-2-0		0-2-0		0-0-0		HOME		0-0-0		0-0-0		7-0-0											
5-5-0		0-0-0		0-0-		AWAY		1-1-0		0-1-0		4-2-0											
5-6-0		0-0-0		0-0-0		NEUTRAL		3-1-0		1-2-0		1-3-0											
3-12-0		0-6-0		0-0-0		CONFERENCE		0-5-0		1-0-0		2-1-0											
0-8-0		0-3-0		0-0-0		HOME		0-5-0		0-0-0		0-0-0											
2-4-0		0-3-0		0-0-0		AWAY		0-0-0		0-0-0		2-1-0											
1-0-0		0-0-0		0-0-0		NEUTRAL		0-0-0		1-0-0		0-0-0											
RPI	S	Opponent		Score		RPI	S	Opponent		Score		RPI	S	Opponent		Score							
10	H	Louisville		1 6		44	A	UCF		1 3		53	H	Rutgers		0 1							
10	H	Louisville		3 6								53	H	Rutgers		5 11							
10	H	Louisville		2 6								62	N	Illinois		1 0							
21	H	Texas Tech		0 11								72	H	Connecticut		1 3							
21	H	Texas Tech		0 9								72	H	Connecticut		1 3							
25	A	Syracuse		1 12								72	H	Connecticut		0 6							
25	A	Syracuse		0 2								76	N	Jacksonville		2 10							
25	A	Syracuse		3 5								91	A	UNLV		4 6							
												91	A	UNLV		5 0							
												95	N	Fla. Gulf Coast		6 2							
												95	N	Fla. Gulf Coast		4 3							

Non-Div. I Games:

Seton Hall

Average RPI Win: 200		WON-LOST	WINNING	LAST 10	STRENGTH OF		OPP. STRENGTH	TEAM	ADJ	CONF.	ADJ CONF.
Average RPI Loss: 131		RECORD	PCT. RANK	GAMES	SCHEDULE		OF SCHEDULE	RPI	RPI	RPI	RPI
DIV. I ONLY		24-20-0	.54545	111	5-5-0		237	175	167	.47731	162
DIV. I NON-CONF.		10-12-0	.45455	158	0-3-0		245	151	202	.45996	200
TOTALS		RPI 1-25	RPI 26-50		W-L RECORDS		RPI 51-100		RPI 101-150		RPI 150+
24-20-0		0-0-0	0-1-0		OVERALL		1-3-0		2-7-0		21-9-0
9-7-0		0-0-0	0-0-0		HOME		0-1-0		1-1-0		8-5-0
11-9-0		0-0-0	0-1-0		AWAY		0-2-0		1-4-0		10-2-0
4-4-0		0-0-0	0-0-0		NEUTRAL		1-0-0		0-2-0		3-2-0
10-12-0		0-0-0	0-1-0		NON-CONFERENCE		1-3-0		2-4-0		7-4-0
2-3-0		0-0-0	0-0-0		HOME		0-1-0		1-1-0		1-1-0
4-5-0		0-0-0	0-0-		AWAY		0-2-0		1-1-0		3-1-0
4-4-0		0-0-0	0-0-0		NEUTRAL		1-0-0		0-2-0		3-2-0
14-8-0		0-0-0	0-0-0		CONFERENCE		0-0-0		0-3-0		14-5-0
7-4-0		0-0-0	0-0-0		HOME		0-0-0		0-0-0		7-4-0
7-4-0		0-0-0	0-0-0		AWAY		0-0-0		0-3-0		7-1-0
0-0-0		0-0-0	0-0-0		NEUTRAL		0-0-0		0-0-0		0-0-0
RPI	S	Opponent	Score	RPI	S	Opponent	Score	RPI	S	Opponent	Score
				34	A	Mississippi St.	0 8	62	H	Illinois	1 4
								64	A	Georgia St.	0 7
								65	N	Chattanooga	5 4
								70	A	Southern Ill.	2 10
								119	N	Mercer	0 2
								119	N	Mercer	6 9
								127	A	Jacksonville St.	0 5
								127	A	Jacksonville St.	1 7
								127	A	Jacksonville St.	2 5
								129	H	Missouri St.	3 8
								129	H	Missouri St.	5 4
								143	A	Middle Tenn.	2 3
								143	A	Middle Tenn.	2 1
								152	N	Louisiana Tech	6 8
								152	N	Louisiana Tech	0 2
								154	H	Murray St.	0 3
								154	H	Murray St.	8 2
								154	H	Murray St.	5 4
								156	H	Tennessee Tech	3 1
								156	H	Tennessee Tech	7 2
								159	A	SIU Edwardsville	4 9
								159	H	SIU Edwardsville	4 1
								159	H	SIU Edwardsville	0 4
								169	H	Eastern Ky.	3 4
								169	H	Eastern Ky.	4 13
								169	H	Eastern Ky.	5 4
								178	H	Butler	2 1
								178	H	Butler	0 1
								210	A	Indiana St.	0 3
								215	A	Southeast Mo. St.	5 3
								215	A	Southeast Mo. St.	3 2
LAST 10 GAMES											
				169	H	Eastern Ky.	4 13	156	H	Tennessee Tech	3 1
				169	H	Eastern Ky.	3 4	156	H	Tennessee Tech	7 2
				169	H	Eastern Ky.	5 4	62	H	Illinois	1 4
				70	A	Southern Ill.	2 10	210	A	Indiana St.	0 3
				215	H	Southeast Mo. St.	1 0	255	A	Tennessee St.	4 0

Non-Div. I Games:

Eastern Ill.

RPI	S	Opponent	Score	
215	H	Southeast Mo. St.	1	0
220	A	Samford	3	1
220	A	Samford	4	1
220	N	Samford	5	4
236	A	Morehead St.	5	0
236	A	Morehead St.	3	1
244	N	IUPUI	3	0
255	A	Tennessee St.	5	3
255	A	Tennessee St.	7	3
255	A	Tennessee St.	4	0
256	N	Savannah St.	8	3
283	A	Alabama A&M	8	0

E
a
s
t
e
r
n
I
l
l
.

E
a
s
t
e
r
n
I
l
l
.

UMKC

Average RPI Win: 183		WON-LOST RECORD		WINNING PCT. RANK		LAST 10 GAMES		STRENGTH OF SCHEDULE		OPP. STRENGTH OF SCHEDULE		TEAM RPI		ADJ RPI		CONF. RPI		ADJ CONF. RPI	
DIV. I ONLY		19-25-0		.43182 182		4-6-0		114		142		150		.47702 163		21		24	
DIV. I NON-CONF.		12-14-0		.46154 156		0-1-0		85		78		117		.51305 117		22		22	
TOTALS		RPI 1-25		RPI 26-50		W-L RECORDS		RPI 51-100		RPI 101-150		RPI 150+							
19-25-0		0-3-0		0-7-0		OVERALL		3-6-0		4-4-0		12-5-0							
6-7-0		0-0-0		0-0-0		HOME		1-2-0		2-1-0		3-4-0							
6-12-0		0-2-0		0-3-0		AWAY		1-3-0		2-3-0		3-1-0							
7-6-0		0-1-0		0-4-0		NEUTRAL		1-1-0		0-0-0		6-0-0							
12-14-0		0-3-0		0-7-0		NON-CONFERENCE		1-2-0		3-2-0		8-0-0							
3-1-0		0-0-0		0-0-0		HOME		0-0-0		2-1-0		1-0-0							
2-7-0		0-2-0		0-0-		AWAY		0-1-0		1-1-0		1-0-0							
7-6-0		0-1-0		0-4-0		NEUTRAL		1-1-0		0-0-0		6-0-0							
7-11-0		0-0-0		0-0-0		CONFERENCE		2-4-0		1-2-0		4-5-0							
3-6-0		0-0-0		0-0-0		HOME		1-2-0		0-0-0		2-4-0							
4-5-0		0-0-0		0-0-0		AWAY		1-2-0		1-2-0		2-1-0							
0-0-0		0-0-0		0-0-0		NEUTRAL		0-0-0		0-0-0		0-0-0							
RPI	S	Opponent		Score		RPI	S	Opponent		Score		RPI	S	Opponent		Score			
14	N	Missouri		0	6	26	N	DePaul		2	5	63	A	Arkansas		0	2		
18	A	Hawaii		1	5	26	N	DePaul		3	9	77	H	IPFW		5	4		
18	A	Hawaii		0	1	37	A	BYU		1	16	77	H	IPFW		3	4		
						37	A	BYU		2	8	77	H	IPFW		0	2		
						41	N	UAB		1	5	86	A	North Dakota St.		6	4		
						41	N	UAB		1	3	86	A	North Dakota St.		5	7		
						45	A	Kentucky		0	4	86	A	North Dakota St.		0	4		
												97	N	North Carolina St.		3	6		
												97	N	North Carolina St.		3	2		
														Southern Utah		6	9		
														Southern Utah		3	5		
														Southern Utah		5	2		
														Missouri St.		7	0		
														Missouri St.		2	4		
														Missouri St.		7	3		
														Utah Valley		7	10		
														Utah Valley		9	8		
														Saint Louis		7	1		
														Butler		2	0		
														Butler		1	0		
														Seattle		1	0		
														Seattle		3	2		
														Southeast Mo. St.		5	2		
														IUPUI		2	0		
														IUPUI		0	3		
														IUPUI		0	1		
														Evansville		4	3		
														South Dakota St.		9	1		
														South Dakota St.		0	4		
														South Dakota St.		12	1		
														Detroit		8	5		
														South Dakota		5	6		
														South Dakota		2	3		
														South Dakota		7	1		
				LAST 10 GAMES															
				86	A	North Dakota St.		6	4	244	H	IUPUI		0	3	263	H	South Dakota	
				86	A	North Dakota St.		5	7	244	H	IUPUI		0	1	263	H	South Dakota	
				86	A	North Dakota St.		0	4	253	A	South Dakota St.		12	1	263	H	South Dakota	
				63	A	Arkansas		0	2	253	A	South Dakota St.		0	4				
				244	H	IUPUI		2	0	253	A	South Dakota St.		9	1				

Non-Div. I Games:

UMKC

Tie, Loss, Non-Conf, S Site, H Home, A Away, N Neutral Page 217

Average RPI Win:		125	WON-LOST RECORD		WINNING PCT. RANK	LAST 10 GAMES	STRENGTH OF SCHEDULE		OPP. STRENGTH OF SCHEDULE	TEAM RPI	ADJ RPI	CONF. RPI	ADJ CONF. RPI
Average RPI Loss:		90											
DIV. I ONLY			12-28-0		.3 242	4-6-0	82		76	173	.47569 165	14	13
DIV. I NON-CONF.			8-20-0		.28571 238	1-0-0	10		38	122	.51135 119	12	12
TOTALS		RPI 1-25	RPI 26-50		W-L RECORDS		RPI 51-100		RPI 101-150		RPI 150+		
12-28-0		1-6-0	0-1-0		OVERALL		3-9-0		3-8-0		5-4-0		
4-12-0		0-2-0	0-0-0		HOME		0-5-0		1-2-0		3-3-0		
1-5-0		0-2-0	0-0-0		AWAY		1-0-0		0-3-0		0-0-0		
7-11-0		1-2-0	0-1-0		NEUTRAL		2-4-0		2-3-0		2-1-0		
8-20-0		1-6-0	0-1-0		NON-CONFERENCE		3-9-0		2-3-0		2-1-0		
0-7-0		0-2-0	0-0-0		HOME		0-5-0		0-0-0		0-0-0		
1-2-0		0-2-0	0-0-		AWAY		1-0-0		0-0-0		0-0-0		
7-11-0		1-2-0	0-1-0		NEUTRAL		2-4-0		2-3-0		2-1-0		
4-8-0		0-0-0	0-0-0		CONFERENCE		0-0-0		1-5-0		3-3-0		
4-5-0		0-0-0	0-0-0		HOME		0-0-0		1-2-0		3-3-0		
0-3-0		0-0-0	0-0-0		AWAY		0-0-0		0-3-0		0-0-0		
0-0-0		0-0-0	0-0-0		NEUTRAL		0-0-0		0-0-0		0-0-0		
RPI S	Opponent	Score	RPI S	Opponent	Score	RPI S	Opponent	Score	RPI S	Opponent	Score		
1 N	California	1 4	29 N	Georgia Tech	5 8	54 N	Nebraska	14 7	114 N	San Diego	1 2		
3 A	Arizona St.	0 8				57 N	Boise St.	1 7	118 N	Colorado St.	2 5		
8 N	Oregon	1 11				61 A	Fresno St.	4 3	131 N	Nevada	8 2		
15 H	UCLA	5 14				66 N	New Mexico	4 2	133 N	Portland St.	0 9		
15 H	UCLA	0 14				67 H	Lipscomb	3 12	135 A	Long Beach St.	2 3		
20 A	Stanford	0 10				67 H	Lipscomb	1 2	135 A	Long Beach St.	1 2		
21 N	Texas Tech	3 0				69 H	Ball St.	4 9	135 A	Long Beach St.	1 4		
						69 H	Ball St.	2 3	137 H	UC Davis	7 2		
						88 N	San Jose St.	3 15	137 H	UC Davis	0 3		
						88 N	San Jose St.	4 8	137 H	UC Davis	0 4		
						91 H	UNLV	1 4	140 N	Charlotte	3 2		
						94 N	Ole Miss	4 6	166 H	Cal St. Fullerton	4 1		
									166 H	Cal St. Fullerton	0 7		
									166 H	Cal St. Fullerton	2 10		
									170 N	Utah St.	0 1		
									180 N	Saint Joseph's	6 4		
									182 N	James Madison	4 3		
									183 H	Cal St. Northridge	4 1		
									183 H	Cal St. Northridge	0 4		
									183 H	Cal St. Northridge	3 1		
LAST 10 GAMES													
						137 H	UC Davis	0 3	183 H	Cal St. Northridge	0 4		
						137 H	UC Davis	7 2	61 A	Fresno St.	4 3		
						137 H	UC Davis	0 4	135 A	Long Beach St.	1 2		
						183 H	Cal St. Northridge	4 1	135 A	Long Beach St.	2 3		
						183 H	Cal St. Northridge	3 1	135 A	Long Beach St.	1 4		

Non-Div. I Games:

Cal Poly

Average RPI Win:		155	WON-LOST RECORD		WINNING PCT. RANK		LAST 10 GAMES		STRENGTH OF SCHEDULE		OPP. STRENGTH OF SCHEDULE		TEAM RPI		ADJ RPI		CONF. RPI		ADJ CONF. RPI	
Average RPI Loss:		95																		
DIV. I ONLY			17-23-0		.425 188		4-6-0		177		75		169		.47525 166		14		13	
DIV. I NON-CONF.			12-16-0		.42857 168		0-0-0		177		48		162		.48148 161		12		12	
TOTALS		RPI 1-25		RPI 26-50		W-L RECORDS		RPI 51-100		RPI 101-150		RPI 150+								
17-23-0		0-3-0		0-1-0		OVERALL		4-12-0		2-1-0		11-6-0								
8-8-0		0-1-0		0-1-0		HOME		3-3-0		1-0-0		4-3-0								
3-8-0		0-1-0		0-0-0		AWAY		0-5-0		0-0-0		3-2-0								
6-7-0		0-1-0		0-0-0		NEUTRAL		1-4-0		1-1-0		4-1-0								
12-16-0		0-3-0		0-1-0		NON-CONFERENCE		2-8-0		2-1-0		8-3-0								
5-5-0		0-1-0		0-1-0		HOME		1-2-0		1-0-0		3-1-0								
1-4-0		0-1-0		0-0-		AWAY		0-2-0		0-0-0		1-1-0								
6-7-0		0-1-0		0-0-0		NEUTRAL		1-4-0		1-1-0		4-1-0								
5-7-0		0-0-0		0-0-0		CONFERENCE		2-4-0		0-0-0		3-3-0								
3-3-0		0-0-0		0-0-0		HOME		2-1-0		0-0-0		1-2-0								
2-4-0		0-0-0		0-0-0		AWAY		0-3-0		0-0-0		2-1-0								
0-0-0		0-0-0		0-0-0		NEUTRAL		0-0-0		0-0-0		0-0-0								
RPI S	Opponent		Score		RPI S	Opponent		Score		RPI S	Opponent		Score		RPI S	Opponent		Score		
7	A	Texas	0	23	27	H	Notre Dame	0	16	51	H	Purdue	6	8	116	H	Charleston So.	5	0	
16	N	Georgia	5	12						57	N	Boise St.	2	1	118	N	Colorado St.	3	9	
22	H	Oregon St.	2	5						59	H	FIU	6	2	118	N	Colorado St.	13	10	
										61	A	Fresno St.	0	2	153	N	UTSA	5	4	
										61	A	Fresno St.	0	8	153	N	UTSA	3	5	
										66	N	New Mexico	4	5	165	A	Cal Poly	10	2	
										74	N	Ohio St.	0	9	165	A	Cal Poly	7	0	
										85	N	Fordham	1	3	165	A	Cal Poly	1	4	
										87	A	Pacific	0	9	168	H	Michigan St.	13	10	
										87	A	Pacific	5	10	168	H	Michigan St.	11	7	
										87	A	Pacific	2	7	170	N	Utah St.	13	4	
										90	H	East Carolina	0	10	174	H	Maine	3	11	
										91	N	UNLV	0	3	176	H	UC Riverside	5	7	
										92	H	UC Santa Barbara	4	5	176	H	UC Riverside	5	4	
										92	H	UC Santa Barbara	5	4	176	H	UC Riverside	5	6	
										92	H	UC Santa Barbara	2	1	208	A	CSU Bakersfield	7	8	
															208	A	CSU Bakersfield	4	1	
															224	H	Southern Miss.	4	2	
															248	N	Santa Clara	9	2	
															248	N	Santa Clara	9	1	
LAST 10 GAMES					LAST 10 GAMES					LAST 10 GAMES					LAST 10 GAMES					
176 H UC Riverside					5 4					87 A Pacific					2 7					
176 H UC Riverside					5 7					92 H UC Santa Barbara					5 4					
176 H UC Riverside					5 6					92 H UC Santa Barbara					4 5					
87 A Pacific					5 10					92 H UC Santa Barbara					2 1					
87 A Pacific					0 9					165 A Cal Poly					7 0					

Non-Div. I Games:

Cal St. Fullerton

[illegible]

Non-Div. I Games:

Northern Ill.

RPI	S	Opponent	Score	
247	N	Canisius	12	4
284	N	Alcorn St.	11	3
287	N	Southern U.	8	4

Northern Ill.

N
o
r
t
h
e
r
n
I
l
l
.

N
o
r
t
h
e
r
n
I
l
l
.

Average RPI Win: 149		WON-LOST	WINNING	LAST 10	STRENGTH OF		OPP. STRENGTH	TEAM	ADJ	CONF.	ADJ CONF.
Average RPI Loss: 68		RECORD	PCT. RANK	GAMES	SCHEDULE		OF SCHEDULE	RPI	RPI	RPI	RPI
DIV. I ONLY		11-33-0	.25	262	0-10-0		60	46	172	.47444	168
DIV. I NON-CONF.		11-17-0	.39286	188	0-1-0		32	61	110	.51748	108
TOTALS		RPI 1-25	RPI 26-50		W-L RECORDS		RPI 51-100		RPI 101-150		RPI 150+
11-33-0		0-8-0	1-6-0		OVERALL		2-10-0		2-5-0		6-4-0
0-9-0		0-0-0	0-1-0		HOME		0-6-0		0-0-0		0-2-0
3-15-0		0-4-0	0-1-0		AWAY		1-3-0		1-4-0		1-2-0
8-9-0		0-4-0	1-3-0		NEUTRAL		1-1-0		1-1-0		5-0-0
11-17-0		0-8-0	1-3-0		NON-CONFERENCE		2-0-0		2-2-0		6-4-0
0-2-0		0-0-0	0-0-0		HOME		0-0-0		0-0-0		0-2-0
3-7-0		0-4-0	0-0-		AWAY		1-0-0		1-1-0		1-2-0
8-8-0		0-4-0	1-3-0		NEUTRAL		1-0-0		1-1-0		5-0-0
0-16-0		0-0-0	0-3-0		CONFERENCE		0-10-0		0-3-0		0-0-0
0-7-0		0-0-0	0-1-0		HOME		0-6-0		0-0-0		0-0-0
0-8-0		0-0-0	0-2-0		AWAY		0-3-0		0-3-0		0-0-0
0-1-0		0-0-0	0-0-0		NEUTRAL		0-1-0		0-0-0		0-0-0
RPI S	Opponent	Score	RPI S	Opponent	Score	RPI S	Opponent	Score	RPI S	Opponent	Score
6 A	Florida	4 15	28 A	Michigan	0 5	51 A	Purdue	0 2	101 A	Penn St.	5 7
6 A	Florida	1 11	28 A	Michigan	0 2	51 A	Purdue	6 10	101 A	Penn St.	5 11
6 A	Florida	0 8	28 H	Michigan	0 8	51 A	Purdue	4 8	101 A	Penn St.	3 4
10 N	Louisville	1 4	30 N	Auburn	1 4	59 A	FIU	8 2	116 N	Charleston So.	4 3
15 A	UCLA	3 14	35 N	Tulsa	6 4	62 N	Illinois	0 8	136 A	Central Mich.	6 1
20 N	Stanford	0 11	36 N	Massachusetts	6 7	74 H	Ohio St.	1 14	136 N	Central Mich.	4 8
22 N	Oregon St.	2 5	41 N	UAB	2 3	74 H	Ohio St.	4 6	139 A	Fla. Atlantic	3 4
22 N	Oregon St.	6 11				74 H	Ohio St.	4 9	158 H	Eastern Mich.	3 6
						93 H	Iowa	0 6	166 A	Cal St. Fullerton	7 11
						93 H	Iowa	1 7	166 A	Cal St. Fullerton	10 13
						93 H	Iowa	1 4	170 N	Utah St.	3 2
						98 N	Loyola Marymount	6 5	176 A	UC Riverside	15 6
									178 H	Butler	1 8
									196 N	Wright St.	4 2
									205 N	Ill.-Chicago	11 3
									223 N	North Dakota	8 6
									224 N	Southern Miss.	3 2
LAST 10 GAMES											
93 H	Iowa	1 4	28 H	Michigan	0 8						
93 H	Iowa	1 7	158 H	Eastern Mich.	3 6						
93 H	Iowa	0 6	101 A	Penn St.	5 7						
28 A	Michigan	0 2	101 A	Penn St.	5 11						
28 A	Michigan	0 5	101 A	Penn St.	3 4						

Non-Div. I Games:

Michigan St.

Average RPI Win:	179	WON-LOST RECORD	WINNING PCT. RANK	LAST 10 GAMES	STRENGTH OF SCHEDULE	OPP. STRENGTH OF SCHEDULE	TEAM RPI	ADJ RPI	CONF. RPI	ADJ CONF. RPI				
DIV. I ONLY		22-25-0	.46809	166	6-4-0	172	179	168	.47418	169	22	21		
DIV. I NON-CONF.		9-15-0	.375	198	1-2-0	115	121	174	.4765	173	21	21		
<hr/>														
TOTALS	RPI 1-25	RPI 26-50		W-L RECORDS		RPI 51-100		RPI 101-150		RPI 150+				
22-25-0	1-2-0	0-1-0		OVERALL		3-2-0		3-9-0		15-11-0				
8-5-0	0-0-0	0-0-0		HOME		1-0-0		0-0-0		7-5-0				
8-14-0	0-0-0	0-1-0		AWAY		1-0-0		3-8-0		4-5-0				
6-6-0	1-2-0	0-0-0		NEUTRAL		1-2-0		0-1-0		4-1-0				
9-15-0	1-2-0	0-1-0		NON-CONFERENCE		3-2-0		1-5-0		4-5-0				
1-2-0	0-0-0	0-0-0		HOME		1-0-0		0-0-0		0-2-0				
2-7-0	0-0-0	0-0-		AWAY		1-0-0		1-4-0		0-2-0				
6-6-0	1-2-0	0-0-0		NEUTRAL		1-2-0		0-1-0		4-1-0				
13-10-0	0-0-0	0-0-0		CONFERENCE		0-0-0		2-4-0		11-6-0				
7-3-0	0-0-0	0-0-0		HOME		0-0-0		0-0-0		7-3-0				
6-7-0	0-0-0	0-0-0		AWAY		0-0-0		2-4-0		4-3-0				
0-0-0	0-0-0	0-0-0		NEUTRAL		0-0-0		0-0-0		0-0-0				
RPI	S	Opponent	Score		RPI	S	Opponent	Score		RPI	S	Opponent	Score	
14	N	Missouri	6	5	46	A	Troy	4	5	55	N	Pittsburgh	1	3
15	N	UCLA	1	9						64	N	Georgia St.	5	2
24	N	North Carolina	3	8						78	A	Miami (OH)	2	1
										84	H	Western Ky.	5	3
										91	N	UNLV	1	6

Non-Div. I Games:

Eastern Ky.

RPI	S	Opponent	Score	
231	H	Austin Peay	3	2
231	H	Austin Peay	5	8
234	N	Nicholls St.	7	4
236	A	Morehead St.	8	6
236	A	Morehead St.	2	1
236	H	Morehead St.	5	3
246	N	Southeastern La.	5	1
255	H	Tennessee St.	8	2
255	H	Tennessee St.	10	2
255	H	Tennessee St.	8	0
275	N	Alabama St.	4	6

Eastern Ky.

E
a
s
t
e
r
n
K
y
.

E
a
s
t
e
r
n
K
y
.

Average RPI Win:	147	WON-LOST RECORD	WINNING PCT. RANK	LAST 10 GAMES	STRENGTH OF SCHEDULE	OPP. STRENGTH OF SCHEDULE	TEAM RPI	ADJ RPI	CONF. RPI	ADJ CONF. RPI		
DIV. I ONLY		15-30-0	.33333	229	4-6-0	95	94	171	.47412	170	9	9
DIV. I NON-CONF.		12-18-0	.4	182	3-0-0	96	107	148	.49134	146	9	9
<hr/>												
TOTALS	RPI 1-25	RPI 26-50		W-L RECORDS		RPI 51-100		RPI 101-150		RPI 150+		
15-30-0	0-5-0	0-3-0		OVERALL		2-9-0		6-7-0		7-6-0		
5-4-0	0-0-0	0-0-0		HOME		1-2-0		2-2-0		2-0-0		
2-14-0	0-1-0	0-3-0		AWAY		0-6-0		1-2-0		1-2-0		
8-12-0	0-4-0	0-0-0		NEUTRAL		1-1-0		3-3-0		4-4-0		
12-18-0	0-5-0	0-0-0		NON-CONFERENCE		1-4-0		5-5-0		6-4-0		
3-0-0	0-0-0	0-0-0		HOME		0-0-0		1-0-0		2-0-0		
1-6-0	0-1-0	0-0-		AWAY		0-3-0		1-2-0		0-0-0		
8-12-0	0-4-0	0-0-0		NEUTRAL		1-1-0		3-3-0		4-4-0		
3-12-0	0-0-0	0-3-0		CONFERENCE		1-5-0		1-2-0		1-2-0		
2-4-0	0-0-0	0-0-0		HOME		1-2-0		1-2-0		0-0-0		
1-8-0	0-0-0	0-3-0		AWAY		0-3-0		0-0-0		1-2-0		
0-0-0	0-0-0	0-0-0		NEUTRAL		0-0-0		0-0-0		0-0-0		
RPI	S	Opponent	Score	RPI	S	Opponent	Score	RPI	S	Opponent	Score	
15	N	UCLA	0 2	37	A	BYU	6 15	55	N	Pittsburgh	0 8	
16	A	Georgia	0 8	37	A	BYU	4 6	57	A	Boise St.	1 7	
21	N	Texas Tech	2 11	37	A	BYU	0 2	61	A	Fresno St.	0 4	
23	N	LSU	0 13					61	A	Fresno St.	2 5	
24	N	North Carolina	2 11					61	A	Fresno St.	0 8	
								71	A	Utah	0 7	
								88	H	San Jose St.	6 4	
								88	H	San Jose St.	2 11	
								88	H	San Jose St.	1 9	
								97	N	North Carolina St.	6 5	
								98	A	Loyola Marymount	1 5	
								</				

Non-Div. I Games:

Utah St.

Average RPI Win: 233		WON-LOST	WINNING	LAST 10	STRENGTH OF	OPP. STRENGTH	TEAM	ADJ	CONF.	ADJ CONF.				
Average RPI Loss: 192		RECORD	PCT. RANK	GAMES	SCHEDULE	OF SCHEDULE	RPI	RPI	RPI	RPI				
DIV. I ONLY		31-15-0	.67391	47	10-0-0	271	270	161	.4735	171	29	29		
DIV. I NON-CONF.		18-12-0	.6	83	1-0-0	216	273	144	.48695	155	29	29		
<hr/>														
TOTALS		RPI 1-25	RPI 26-50		W-L RECORDS		RPI 51-100		RPI 101-150		RPI 150+			
31-15-0		0-1-0	0-0-0		OVERALL		0-1-0		4-2-0		27-11-0			
14-1-0		0-0-0	0-0-0		HOME		0-0-0		2-0-0		12-1-0			
7-7-0		0-1-0	0-0-0		AWAY		0-0-0		0-1-0		7-5-0			
10-7-0		0-0-0	0-0-0		NEUTRAL		0-1-0		2-1-0		8-5-0			
18-12-0		0-1-0	0-0-0		NON-CONFERENCE		0-1-0		4-2-0		14-8-0			
6-1-0		0-0-0	0-0-0		HOME		0-0-0		2-0-0		4-1-0			
2-4-0		0-1-0	0-0-		AWAY		0-0-0		0-1-0		2-2-0			
10-7-0		0-0-0	0-0-0		NEUTRAL		0-1-0		2-1-0		8-5-0			
13-3-0		0-0-0	0-0-0		CONFERENCE		0-0-0		0-0-0		13-3-0			
8-0-0		0-0-0	0-0-0		HOME		0-0-0		0-0-0		8-0-0			
5-3-0		0-0-0	0-0-0		AWAY		0-0-0		0-0-0		5-3-0			
0-0-0		0-0-0	0-0-0		NEUTRAL		0-0-0		0-0-0		0-0-0			
RPI	S	Opponent	Score		RPI	S	Opponent	Score		RPI	S	Opponent	Score	
16	A	Georgia	0 12							132	H	Temple	6 3	
										132	H	Temple	3 2	
										141	N	Utah Valley	0 3	
										146	A	Penn	3 6	
										148	N	Villanova	1 0	
										149	N	Youngstown St.	5 4	
										170	N	Utah St.	3 2	
										181	N	Campbell	10 8	
										185	A	Fairfield	0 7	
										189	N	Buffalo	7 2	
										191	N	Monmouth	8 4	
										193	H	Fairleigh Dickinson	4 1	
										193	H	Fairleigh Dickinson	0 1	
										194	H	Iona	5 0	
										207	N	Akron	5 0	
										216	A	George Washington	5 4	
										225	N	Neb. Omaha	1 3	
										226	A	Colgate	0 7	
										226	A	Colgate	4 5	
										226	A	Colgate	8 4	
										226	A	Colgate	1 4	
										237	N	Rider	1 2	
										237	N	Rider	3 5	
										240	N	Siena	2 8	
										241	A	Norfolk St.	0 8	
										241	A	Norfolk St.	5 4	
										242	N	Houston Baptist	2 1	
					LAST 10 GAMES									
					277	H	Lafayette	1 0		266	A	Bucknell	11 0	
					277	H	Lafayette	1 0		266	A	Bucknell	13 2	
					277	H	Lafayette	2 0		266	A	Bucknell	6 3	
					277	H	Lafayette	4 0		266	A	Bucknell	5 1	
					194	H	Iona	5 0		226	A	Colgate	8 4	

Non-Div. I Games:

Army

RPI	S	Opponent	Score	
243	N	Delaware	2	13
261	N	Wagner	5	3
266	A	Bucknell	5	1
266	A	Bucknell	13	2
266	A	Bucknell	11	0
266	A	Bucknell	6	3
277	H	Lafayette	1	0
277	H	Lafayette	1	0
277	H	Lafayette	2	0
277	H	Lafayette	4	0
278	H	Holy Cross	8	0
278	H	Holy Cross	1	0
278	H	Holy Cross	10	4
278	H	Holy Cross	5	3
286	H	Saint Peter's	21	2
286	H	Saint Peter's	10	2
286	N	Saint Peter's	5	3

Army

A
r
m
y

A
r
m
y

Average RPI Win: 188		WON-LOST RECORD		WINNING PCT. RANK		LAST 10 GAMES		STRENGTH OF SCHEDULE		OPP. STRENGTH OF SCHEDULE		TEAM RPI		ADJ RPI		CONF. RPI		ADJ CONF. RPI	
DIV. I ONLY		18-29-0		.38298 211		3-7-0		125		152		174		.47238 172		15		15	
DIV. I NON-CONF.		11-19-0		.36667 207		2-3-0		95		130		163		.48273 158		15		15	
TOTALS		RPI 1-25		RPI 26-50		W-L RECORDS		RPI 51-100		RPI 101-150		RPI 150+							
18-29-0		0-3-0		0-4-0		OVERALL		3-7-0		1-5-0		14-10-0							
5-10-0		0-2-0		0-2-0		HOME		0-4-0		0-0-0		5-2-0							
10-11-0		0-0-0		0-0-0		AWAY		1-3-0		1-3-0		8-5-0							
3-8-0		0-1-0		0-2-0		NEUTRAL		2-0-0		0-2-0		1-3-0							
11-19-0		0-3-0		0-4-0		NON-CONFERENCE		3-4-0		0-4-0		8-4-0							
4-5-0		0-2-0		0-2-0		HOME		0-1-0		0-0-0		4-0-0							
4-6-0		0-0-0		0-0-		AWAY		1-3-0		0-2-0		3-1-0							
3-8-0		0-1-0		0-2-0		NEUTRAL		2-0-0		0-2-0		1-3-0							
7-10-0		0-0-0		0-0-0		CONFERENCE		0-3-0		1-1-0		6-6-0							
1-5-0		0-0-0		0-0-0		HOME		0-3-0		0-0-0		1-2-0							
6-5-0		0-0-0		0-0-0		AWAY		0-0-0		1-1-0		5-4-0							
0-0-0		0-0-0		0-0-0		NEUTRAL		0-0-0		0-0-0		0-0-0							
RPI	S	Opponent		Score		RPI	S	Opponent		Score		RPI	S	Opponent		Score			
10	N	Louisville		4	5	32	H	Virginia Tech		0	3	52	A	Radford		4	3		
24	H	North Carolina		0	10	32	H	Virginia Tech		4	8	52	A	Radford		0	2		
24	H	North Carolina		0	11	32	N	Virginia Tech		1	10	56	H	Ga. Southern		2	10		
						32	N	Virginia Tech		3	12	56	H	Ga. Southern		2	4		
												56	H	Ga. Southern		3	9		
												71	H	Utah		1	3		
												76	A	Jacksonville		3	10		
												80	N	Kennesaw St.		6	5		
												85	N	Fordham		12	7		
												90	A	East Carolina		1	2		

Non-Div. I Games:

UNC Greensboro

RPI	S	Opponent	Score	
237	H	Rider	9	1
276	H	N.C. A&T	12	4
285	H	N.C. Central	8	0

UNC Greensboro

U
N
C
G
r
e
e
n
s
b
o
r
o

U
N
C
G
r
e
e
n
s
b
o
r
o

Average RPI Win:		178	WON-LOST RECORD		WINNING PCT. RANK	LAST 10 GAMES	STRENGTH OF SCHEDULE		OPP. STRENGTH OF SCHEDULE	TEAM RPI	ADJ RPI	CONF. RPI	ADJ CONF. RPI
Average RPI Loss:		116	19-28-0		.40426 201	2-8-0	120		143	165	.4718 173	19	19
DIV. I ONLY			13-20-0		.39394 187	0-4-0	105		129	159	.47943 165	18	19
DIV. I NON-CONF.													
TOTALS		RPI 1-25	RPI 26-50		W-L RECORDS		RPI 51-100		RPI 101-150		RPI 150+		
19-28-0		0-3-0	0-4-0		OVERALL		4-5-0		1-7-0		14-9-0		
2-8-0		0-0-0	0-2-0		HOME		0-2-0		0-2-0		2-2-0		
9-10-0		0-2-0	0-0-0		AWAY		3-2-0		0-0-0		6-6-0		
8-10-0		0-1-0	0-2-0		NEUTRAL		1-1-0		1-5-0		6-1-0		
13-20-0		0-3-0	0-2-0		NON-CONFERENCE		4-3-0		1-5-0		8-7-0		
1-3-0		0-0-0	0-0-0		HOME		0-2-0		0-0-0		1-1-0		
4-7-0		0-2-0	0-0-		AWAY		3-0-0		0-0-0		1-5-0		
8-10-0		0-1-0	0-2-0		NEUTRAL		1-1-0		1-5-0		6-1-0		
6-8-0		0-0-0	0-2-0		CONFERENCE		0-2-0		0-2-0		6-2-0		
1-5-0		0-0-0	0-2-0		HOME		0-0-0		0-2-0		1-1-0		
5-3-0		0-0-0	0-0-0		AWAY		0-2-0		0-0-0		5-1-0		
0-0-0		0-0-0	0-0-0		NEUTRAL		0-0-0		0-0-0		0-0-0		
RPI S	Opponent	Score	RPI S	Opponent	Score	RPI S	Opponent	Score	RPI S	Opponent	Score		
10 A	Louisville	0 9	28 N	Michigan	3 6	68 N	Illinois St.	3 8	105 N	Indiana	4 5		
10 A	Louisville	0 9	32 N	Virginia Tech	4 8	70 H	Southern Ill.	2 4	106 N	Boston College	4 5		
14 N	Missouri	0 10	36 H	Massachusetts	0 5	70 H	Southern Ill.	1 9	113 N	UT Martin	0 3		
			36 H	Massachusetts	0 8	76 A	Jacksonville	1 0	125 N	Robert Morris	2 1		
						76 A	Jacksonville	2 1	129 N	Missouri St.	1 3		
						80 N	Kennesaw St.	4 3	138 N	Central Ark.	4 7		
						85 A	Fordham	0 4	140 H	Charlotte	1 3		
						85 A	Fordham	1 4	140 H	Charlotte	5 11		
						95 A	Fla. Gulf Coast	5 3	159 A	SIU Edwardsville	0 2		
									163 A	UMKC	1 7		
									172 N	UNC Greensboro	1 0		
									179 N	Binghamton	4 3		
									181 N	Campbell	9 1		
									189 N	Buffalo	4 6		
									189 N	Buffalo	8 1		
									190 A	St. Bonaventure	4 1		
									190 A	St. Bonaventure	5 1		
									195 A	Dayton	3 2		
									195 A	Dayton	2 3		
									198 H	Wichita St.	1 0		
									198 H	Wichita St.	2 7		
									210 A	Indiana St.	5 3		
									210 A	Indiana St.	0 1		
									215 N	Southeast Mo. St.	5 4		
									230 H	Rhode Island	3 8		
									230 H	Rhode Island	4 2		
									243 N	Delaware	4 3		
			LAST 10 GAMES										
			140 H	Charlotte	1 3	265 A	La Salle	12 0	210 A	Indiana St.	0 1		
			140 H	Charlotte	5 11	265 A	La Salle	4 2	215 N	Southeast Mo. St.	5 4		
			250 A	Evansville	2 5	85 A	Fordham	0 4	230 H	Rhode Island	3 8		
			250 A	Evansville	3 5	85 A	Fordham	1 4	230 H	Rhode Island	4 2		
			159 A	SIU Edwardsville	0 2	70 H	Southern Ill.	1 9	243 N	Delaware	4 3		

Non-Div. I Games:

Saint Louis

RPI	S	Opponent	Score	
250	A	Evansville	3	5
250	A	Evansville	2	5
265	A	La Salle	4	2
265	A	La Salle	12	0

Saint Louis

S
a
i
n
t
L
o
u
i
s

S
a
i
n
t
L
o
u
i
s

Average RPI Win: 211		WON-LOST	WINNING	LAST 10	STRENGTH OF		OPP. STRENGTH	TEAM	ADJ	CONF.	ADJ CONF.
Average RPI Loss: 118		RECORD	PCT. RANK	GAMES	SCHEDULE		OF SCHEDULE	RPI	RPI	RPI	RPI
DIV. I ONLY		18-21-0	.46154	169	6-4-0		186	213	186	.46984	175
DIV. I NON-CONF.		10-10-0	.5	131	1-0-0		246	248	199	.46174	197
TOTALS		RPI 1-25	RPI 26-50		W-L RECORDS		RPI 51-100		RPI 101-150		RPI 150+
18-21-0	0-0-0	0-1-0		OVERALL		1-9-0		1-4-0		16-7-0	
8-7-0	0-0-0	0-0-0		HOME		1-5-0		0-0-0		7-2-0	
4-11-0	0-0-0	0-1-0		AWAY		0-3-0		1-4-0		3-3-0	
6-3-0	0-0-0	0-0-0		NEUTRAL		0-1-0		0-0-0		6-2-0	
10-10-0	0-0-0	0-1-0		NON-CONFERENCE		0-6-0		1-1-0		9-2-0	
3-2-0	0-0-0	0-0-0		HOME		0-2-0		0-0-0		3-0-0	
1-5-0	0-0-0	0-0-		AWAY		0-3-0		1-1-0		0-0-0	
6-3-0	0-0-0	0-0-0		NEUTRAL		0-1-0		0-0-0		6-2-0	
8-11-0	0-0-0	0-0-0		CONFERENCE		1-3-0		0-3-0		7-5-0	
5-5-0	0-0-0	0-0-0		HOME		1-3-0		0-0-0		4-2-0	
3-6-0	0-0-0	0-0-0		AWAY		0-0-0		0-3-0		3-3-0	
0-0-0	0-0-0	0-0-0		NEUTRAL		0-0-0		0-0-0		0-0-0	
RPI S	Opponent	Score	RPI S	Opponent	Score	RPI S	Opponent	Score	RPI S	Opponent	Score
			30 A	Auburn	2 6	52 A	Radford	5 6	121 A	Col. of Charleston	3 7
						56 H	Ga. Southern	2 7	121 A	Col. of Charleston	0 6
						56 H	Ga. Southern	0 2	121 A	Col. of Charleston	1 3
						56 H	Ga. Southern	3 2	140 A	Charlotte	3 1
						65 H	Chattanooga	4 16	140 A	Charlotte	1 6
						75 A	S.C. Upstate	2 7	172 H	UNC Greensboro	8 0
						75 H	S.C. Upstate	2 10	172 H	UNC Greensboro	2 7
						75 H	S.C. Upstate	4 12	172 H	UNC Greensboro	4 9
						77 N	IPFW	4 8	192 H	Western Caro.	6 5
						83 A	South Carolina	4 7	192 H	Western Caro.	7 3
									192 H	Western Caro.	9 3
									195 N	Dayton	4 2
									195 N	Dayton	3 7
									196 N	Wright St.	1 2
									197 A	Furman	4 3
									197 A	Furman	1 3
									197 A	Furman	1 0
									198 A	Elon	4 3
									198 A	Elon	4 7
									198 A	Elon	0 8
									201 H	East Tenn. St.	13 9
									216 N	George Washington	8 2
									238 N	Presbyterian	6 5
									275 N	Alabama St.	17 8
									285 H	N.C. Central	12 1
									285 H	N.C. Central	6 1
									285 N	N.C. Central	9 1
LAST 10 GAMES											
			56 H	Ga. Southern	3 2	198 A	Elon	0 8			
			56 H	Ga. Southern	0 2	201 H	East Tenn. St.	13 9			
			56 H	Ga. Southern	2 7	192 H	Western Caro.	9 3			
			198 A	Elon	4 3	192 H	Western Caro.	7 3			
			198 A	Elon	4 7	192 H	Western Caro.	6 5			

Non-Div. I Games:

Appalachian St.

RPI	S	Opponent	Score	
285	N	N.C. Central	11	0

Appalachian St.

A
P
P
a
l
a
c
h
i
a
n
S
t
.

A
P
P
a
l
a
c
h
i
a
n
S
t
.

Average RPI Win: 186		WON-LOST	WINNING	LAST 10	STRENGTH OF		OPP. STRENGTH	TEAM	ADJ	CONF.	ADJ CONF.
Average RPI Loss: 108		RECORD	PCT. RANK	GAMES	SCHEDULE		OF SCHEDULE	RPI	RPI	RPI	RPI
DIV. I ONLY		20-24-0	.45455	173	200		126	177	.46891	176	14
DIV. I NON-CONF.		17-15-0	.53125	118	214		157	156	.48658	156	12
TOTALS		RPI 1-25	RPI 26-50		W-L RECORDS		RPI 51-100		RPI 101-150		RPI 150+
20-24-0		0-2-0	0-0-0		OVERALL		0-12-0		5-6-0		15-4-0
16-12-0		0-0-0	0-0-0		HOME		0-8-0		4-2-0		12-2-0
3-4-0		0-0-0	0-0-0		AWAY		0-1-0		1-2-0		2-1-0
1-8-0		0-2-0	0-0-0		NEUTRAL		0-3-0		0-2-0		1-1-0
17-15-0		0-2-0	0-0-0		NON-CONFERENCE		0-6-0		4-4-0		13-3-0
16-6-0		0-0-0	0-0-0		HOME		0-2-0		4-2-0		12-2-0
0-1-0		0-0-0	0-0-		AWAY		0-1-0		0-0-0		0-0-0
1-8-0		0-2-0	0-0-0		NEUTRAL		0-3-0		0-2-0		1-1-0
3-9-0		0-0-0	0-0-0		CONFERENCE		0-6-0		1-2-0		2-1-0
0-6-0		0-0-0	0-0-0		HOME		0-6-0		0-0-0		0-0-0
3-3-0		0-0-0	0-0-0		AWAY		0-0-0		1-2-0		2-1-0
0-0-0		0-0-0	0-0-0		NEUTRAL		0-0-0		0-0-0		0-0-0
RPI S	Opponent	Score	RPI S	Opponent	Score	RPI S	Opponent	Score	RPI S	Opponent	Score
1 N	California	0 10				61 A	Fresno St.	3 7	118 H	Colorado St.	3 1
18 N	Hawaii	0 8				71 N	Utah	1 9	118 H	Colorado St.	2 10
						83 H	South Carolina	4 9	120 H	Quinnipiac	2 3
						86 N	North Dakota St.	4 5	120 H	Quinnipiac	3 2
						87 H	Pacific	8 9	133 H	Portland St.	8 0
						87 H	Pacific	2 3	133 H	Portland St.	5 0
						87 H	Pacific	1 9	134 N	Sacramento St.	4 9
						88 N	San Jose St.	1 9	134 N	Sacramento St.	0 2
						92 H	UC Santa Barbara	1 11	137 A	UC Davis	1 3
						92 H	UC Santa Barbara	3 6	137 A	UC Davis	1 9
						92 H	UC Santa Barbara	1 3	137 A	UC Davis	8 0
						98 H	Loyola Marymount	6 7	166 A	Cal St. Fullerton	6 5
									166 A	Cal St. Fullerton	7 5
									166 A	Cal St. Fullerton	4 5
									168 H	Michigan St.	6 15
									169 H	Eastern Ky.	7 6
									169 H	Eastern Ky.	16 8
									170 N	Utah St.	1 5
									174 H	Maine	4 3
									180 H	Saint Joseph's	2 1
									180 H	Saint Joseph's	4 0
									205 H	Ill.-Chicago	9 1
									208 H	CSU Bakersfield	2 1
									208 H	CSU Bakersfield	4 3
									233 N	Toledo	6 3
									235 H	Idaho St.	3 2
									248 H	Santa Clara	7 4
			LAST 10 GAMES								
			166 A	Cal St. Fullerton	4 5	92 H	UC Santa Barbara	1 11			
			166 A	Cal St. Fullerton	7 5	87 H	Pacific	8 9			
			166 A	Cal St. Fullerton	6 5	87 H	Pacific	1 9			
			92 H	UC Santa Barbara	1 3	87 H	Pacific	2 3			
			92 H	UC Santa Barbara	3 6	137 A	UC Davis	1 9			

Non-Div. I Games:

UC Riverside

RPI	S	Opponent	Score	
263	H	South Dakota	4	7
263	H	South Dakota	12	4
270	H	Brown	3	1

UC Riverside

U
C
R
i
v
e
r
s
i
d
e

U
C
R
i
v
e
r
s
i
d
e

Average RPI Win: 214		WON-LOST RECORD		WINNING PCT. RANK		LAST 10 GAMES		STRENGTH OF SCHEDULE		OPP. STRENGTH OF SCHEDULE		TEAM RPI		ADJ RPI		CONF. RPI		ADJ CONF. RPI					
DIV. I ONLY		22-24-0		.47826 151		6-4-0		205		211		185		.46869 177		16		16					
DIV. I NON-CONF.		14-16-0		.46667 154		1-1-0		224		228		200		.4615 198		19		18					
TOTALS		RPI 1-25		RPI 26-50		W-L RECORDS		RPI 51-100		RPI 101-150		RPI 150+											
22-24-0		0-3-0		0-1-0		OVERALL		1-2-0		4-6-0		17-12-0											
10-9-0		0-0-0		0-0-0		HOME		0-2-0		3-2-0		7-5-0											
8-8-0		0-3-0		0-0-0		AWAY		0-0-0		1-2-0		7-3-0											
4-7-0		0-0-0		0-1-0		NEUTRAL		1-0-0		0-2-0		3-4-0											
14-16-0		0-3-0		0-1-0		NON-CONFERENCE		1-2-0		1-3-0		12-7-0											
6-4-0		0-0-0		0-0-0		HOME		0-2-0		1-1-0		5-1-0											
4-5-0		0-3-0		0-0-		AWAY		0-0-0		0-0-0		4-2-0											
4-7-0		0-0-0		0-1-0		NEUTRAL		1-0-0		0-2-0		3-4-0											
8-8-0		0-0-0		0-0-0		CONFERENCE		0-0-0		3-3-0		5-5-0											
4-5-0		0-0-0		0-0-0		HOME		0-0-0		2-1-0		2-4-0											
4-3-0		0-0-0		0-0-0		AWAY		0-0-0		1-2-0		3-1-0											
0-0-0		0-0-0		0-0-0		NEUTRAL		0-0-0		0-0-0		0-0-0											
RPI	S	Opponent		Score		RPI	S	Opponent		Score		RPI	S	Opponent		Score							
6	A	Florida		0	9	43	N	Kansas		1	5	75	H	S.C. Upstate		0	9	102	N	Bowling Green		0	8
6	A	Florida		0	14							75	H	S.C. Upstate		0	7	111	A	Coastal Caro.		5	4
16	A	Georgia		1	14							99	N	Albany (NY)		2	1	111	A	Coastal Caro.		2	5
																		111	A	Coastal Caro.		1	3
																		116	H	Charleston So.		5	3
																		116	H	Charleston So.		1	8
																		116	H	Charleston So.		3	1
																		140	H	Charlotte		2	0
																		140	H	Charlotte		5	8
																		144	N	St. John's (NY)		1	4
																		158	N	Eastern Mich.		2	6
																		158	N	Eastern Mich.		0	5
																		172	H	UNC Greensboro		1	11
																		172	H	UNC Greensboro		10	5
																		181	H	Campbell		3	2
																		181	H	Campbell		1	2
																		181	H	Campbell		8	0
																		185	N	Fairfield		3	4
																		185	N	Fairfield		4	7
																		186	A	Winthrop		0	1
																		186	A	Winthrop		3	2
																		186	A	Winthrop		5	2
																		197	A	Furman		2	3
																		197	A	Furman		1	6
																		218	H	Liberty		5	7
																		218	H	Liberty		3	8
																		218	H	Liberty		0	4
				LAST 10 GAMES																			
				116	H	Charleston So.		1	8	186	A	Winthrop		0	1	197	A	Furman		2	3		
				116	H	Charleston So.		5	3	140	H	Charlotte		5	8	197	A	Furman		1	6		
				116	H	Charleston So.		3	1	140	H	Charlotte		2	0	218	H	Liberty		5	7		
				186	A	Winthrop		3	2	181	H	Campbell		1	2	218	H	Liberty		3	8		
				186	A	Winthrop		5	2	181	H	Campbell		3	2	218	H	Liberty		0	4		

Non-Div. I Games:

Gardner-Webb

RPI	S	Opponent	Score	
238	A	Presbyterian	6	4
255	N	Tennessee St.	6	4
255	N	Tennessee St.	8	6
264	A	UNC Wilmington	3	1
264	A	UNC Wilmington	6	5
264	N	UNC Wilmington	6	0
276	H	N.C. A&T	5	1
276	H	N.C. A&T	4	2
279	H	Morgan St.	6	4
279	H	Morgan St.	8	0
282	A	South Carolina St.	9	0
282	A	South Carolina St.	13	4

Gardner-Webb

G
a
r
d
n
e
r
-
W
e
b
b

G
a
r
d
n
e
r
-
W
e
b
b

Average RPI Win:		210	WON-LOST RECORD		WINNING PCT. RANK		LAST 10 GAMES		STRENGTH OF SCHEDULE		OPP. STRENGTH OF SCHEDULE		TEAM RPI		ADJ RPI		CONF. RPI		ADJ CONF. RPI	
DIV. I ONLY			20-27-0		.42553 185		6-4-0		156		178		180		.4682 178		24		22	
DIV. I NON-CONF.			9-19-0		.32143 228		1-0-0		119		114		198		.46057 199		24		24	
TOTALS		RPI 1-25		RPI 26-50		W-L RECORDS		RPI 51-100		RPI 101-150		RPI 150+								
20-27-0		0-2-0		0-1-0		OVERALL		0-11-0		1-2-0		19-11-0								
9-8-0		0-0-0		0-0-0		HOME		0-4-0		0-0-0		9-4-0								
8-11-0		0-0-0		0-0-0		AWAY		0-5-0		1-2-0		7-4-0								
3-8-0		0-2-0		0-1-0		NEUTRAL		0-2-0		0-0-0		3-3-0								
9-19-0		0-2-0		0-1-0		NON-CONFERENCE		0-11-0		0-0-0		9-5-0								
1-4-0		0-0-0		0-0-0		HOME		0-4-0		0-0-0		1-0-0								
6-7-0		0-0-0		0-0-		AWAY		0-5-0		0-0-0		6-2-0								
2-8-0		0-2-0		0-1-0		NEUTRAL		0-2-0		0-0-0		2-3-0								
11-8-0		0-0-0		0-0-0		CONFERENCE		0-0-0		1-2-0		10-6-0								
8-4-0		0-0-0		0-0-0		HOME		0-0-0		0-0-0		8-4-0								
2-4-0		0-0-0		0-0-0		AWAY		0-0-0		1-2-0		1-2-0								
1-0-0		0-0-0		0-0-0		NEUTRAL		0-0-0		0-0-0		1-0-0								
RPI	S	Opponent		Score		RPI	S	Opponent		Score		RPI	S	Opponent		Score				
1	N	California		1	14	38	N	San Diego St.		2	10	51	N	Purdue		0	3			
8	N	Oregon		0	6							61	A	Fresno St.		1	9			
												61	A	Fresno St.		1	12			
												63	A	Arkansas		1	3			
												63	A	Arkansas		5	6			
												67	A	Lipscomb		0	1			
												72	N	Connecticut		8	10			
												77	H	IPFW		1	4			
												77	H	IPFW		1	3			
												78	H	Miami (OH)		1	5			
												78	H	Miami (OH)		0	9			
												149	A	Youngstown St.		1	4			
												149	A	Youngstown St.		5	6			
												149	A	Youngstown St.		5	4			
												157	H	Loyola Chicago		4	5			
												157	H	Loyola Chicago		4	0			
												157	H	Loyola Chicago		2	0			
												162	A	Eastern Ill.		1	2			
												162	A	Eastern Ill.		1	0			
												163	N	UMKC		0	1			
												163	N	UMKC		0	2			
												164	N	Drake		3	0			
												168	A	Michigan St.		8	1			
												196	H	Wright St.		2	3			
												196	H	Wright St.		3	5			
												196	H	Wright St.		5	1			
												205	H	Ill.-Chicago		9	0			
												205	H	Ill.-Chicago		4	8			
												205	H	Ill.-Chicago		4	3			
												210	A	Indiana St.		6	0			
												210	A	Indiana St.		8	4			
												220	N	Samford		3	4			
												222	A	Green Bay		3	11			
												222	A	Green Bay		9	8			
												222	A	Green Bay		1	4			
												236	A	Morehead St.		11	5			
												236	A	Morehead St.		0	1			
												244	H	IUPUI		4	0			
												244	H	IUPUI		4	0			
LAST 10 GAMES																				
						257	H	Detroit		9	2	196	H	Wright St.		5	1			
						257	H	Detroit		8	3	222	A	Green Bay		3	11			
						257	H	Detroit		7	2	222	A	Green Bay		9	8			
						196	H	Wright St.		3	5	222	A	Green Bay		1	4			
						196	H	Wright St.		2	3	244	H	IUPUI		4	0			

Non-Div. I Games:

Butler

RPI	S	Opponent	Score	
244	N	IUPUI	5	1
250	A	Evansville	3	2
257	H	Detroit	8	3
257	H	Detroit	7	2
257	H	Detroit	9	2
257	N	Detroit	8	0

B
u
t
l
e
r

B
u
t
l
e
r

Butler

Average RPI Win: 230		WON-LOST	WINNING	LAST 10	STRENGTH OF		OPP. STRENGTH	TEAM	ADJ	CONF.	ADJ CONF.
Average RPI Loss: 89		RECORD	PCT. RANK	GAMES	SCHEDULE		OF SCHEDULE	RPI	RPI	RPI	RPI
DIV. I ONLY		15-25-0	.375	216	2-8-0		130	167	188	.46761	179
DIV. I NON-CONF.		9-16-0	.36	212	0-2-0		75	166	161	.48242	159
TOTALS		RPI 1-25	RPI 26-50		W-L RECORDS		RPI 51-100		RPI 101-150		RPI 150+
15-25-0		0-5-0	0-4-0		OVERALL		0-8-0		3-3-0		12-5-0
8-0-0		0-0-0	0-0-0		HOME		0-0-0		0-0-0		8-0-0
1-21-0		0-5-0	0-4-0		AWAY		0-8-0		1-1-0		0-3-0
6-4-0		0-0-0	0-0-0		NEUTRAL		0-0-0		2-2-0		4-2-0
9-16-0		0-5-0	0-1-0		NON-CONFERENCE		0-5-0		3-3-0		6-2-0
2-0-0		0-0-0	0-0-0		HOME		0-0-0		0-0-0		2-0-0
1-12-0		0-5-0	0-0-		AWAY		0-5-0		1-1-0		0-0-0
6-4-0		0-0-0	0-0-0		NEUTRAL		0-0-0		2-2-0		4-2-0
6-9-0		0-0-0	0-3-0		CONFERENCE		0-3-0		0-0-0		6-3-0
6-0-0		0-0-0	0-0-0		HOME		0-0-0		0-0-0		6-0-0
0-9-0		0-0-0	0-3-0		AWAY		0-3-0		0-0-0		0-3-0
0-0-0		0-0-0	0-0-0		NEUTRAL		0-0-0		0-0-0		0-0-0
RPI S	Opponent	Score	RPI S	Opponent	Score	RPI S	Opponent	Score	RPI S	Opponent	Score
21 A	Texas Tech	2 7	39 A	Boston U.	3 4	52 A	Radford	0 1	106 N	Boston College	2 0
21 A	Texas Tech	2 8	39 A	Boston U.	4 5	52 A	Radford	5 6	108 A	Longwood	2 0
21 A	Texas Tech	3 4	39 A	Boston U.	0 3	85 A	Fordham	3 7	108 A	Longwood	2 5
25 A	Syracuse	1 6	50 A	Hofstra	1 9	85 A	Fordham	3 8	113 N	UT Martin	4 7
25 A	Syracuse	0 2				95 A	Fla. Gulf Coast	2 10	150 N	Lehigh	0 6
						99 A	Albany (NY)	2 12	150 N	Lehigh	5 4
						99 A	Albany (NY)	1 9	173 N	Saint Louis	3 4
						99 A	Albany (NY)	1 7	174 A	Maine	2 4
									174 A	Maine	2 3
									174 A	Maine	2 8
									209 N	Texas-Arlington	2 6
									209 N	Texas-Arlington	6 3
									240 H	Siena	9 6
									240 H	Siena	5 4
									243 N	Delaware	8 0
									262 H	UMBC	8 2
									262 H	UMBC	5 1
									262 H	UMBC	6 1
									267 H	Hartford	5 4
									267 H	Hartford	8 7
									267 H	Hartford	13 5
									285 N	N.C. Central	7 1
									285 N	N.C. Central	3 2
			LAST 10 GAMES								
			99 A	Albany (NY)	1 7	174 A	Maine	2 8			
			99 A	Albany (NY)	2 12	25 A	Syracuse	0 2			
			99 A	Albany (NY)	1 9	25 A	Syracuse	1 6			
			174 A	Maine	2 3	262 H	UMBC	8 2			
			174 A	Maine	2 4	262 H	UMBC	5 1			

Non-Div. I Games:

Binghamton

Average RPI Win:	194	WON-LOST	WINNING	LAST 10	STRENGTH OF	OPP. STRENGTH	TEAM	ADJ	CONF.	ADJ CONF.	
Average RPI Loss:	132	RECORD	PCT. RANK	GAMES	SCHEDULE	OF SCHEDULE	RPI	RPI	RPI	RPI	
DIV. I ONLY	17-24-1	.41667	193	3-5-1	154	199	189	.46739	180	19	19
DIV. I NON-CONF.	11-17-0	.39286	188	2-1-0	154	212	192	.46713	188	18	19
<hr/>											
TOTALS	RPI 1-25	RPI 26-50		W-L RECORDS		RPI 51-100		RPI 101-150		RPI 150+	
17-24-1	0-0-0	1-3-0		OVERALL		0-7-0		5-3-0		11-11-1	
4-5-0	0-0-0	0-0-0		HOME		0-2-0		0-0-0		4-3-0	
9-11-1	0-0-0	0-2-0		AWAY		0-2-0		4-1-0		5-6-1	
4-8-0	0-0-0	1-1-0		NEUTRAL		0-3-0		1-2-0		2-2-0	
11-17-0	0-0-0	1-1-0		NON-CONFERENCE		0-5-0		3-3-0		7-8-0	
1-2-0	0-0-0	0-0-0		HOME		0-0-0		0-0-0		1-2-0	
6-7-0	0-0-0	0-0-		AWAY		0-2-0		2-1-0		4-4-0	
4-8-0	0-0-0	1-1-0		NEUTRAL		0-3-0		1-2-0		2-2-0	
6-7-1	0-0-0	0-2-0		CONFERENCE		0-2-0		2-0-0		4-3-1	
3-3-0	0-0-0	0-0-0		HOME		0-2-0		0-0-0		3-1-0	
3-4-1	0-0-0	0-2-0		AWAY		0-0-0		2-0-0		1-2-1	
0-0-0	0-0-0	0-0-0		NEUTRAL		0-0-0		0-0-0		0-0-0	
RPI S	Opponent	Score	RPI S	Opponent	Score	RPI S	Opponent	Score	RPI S	Opponent	Score
			36 A	Massachusetts	3 9	60 A	Virginia	3 8	120 N	Quinnipiac	0 1
			36 A	Massachusetts	2 8	60 A	Virginia	1 3	125 N	Robert Morris	2 0
			37 N	BYU	2 3	61 N	Fresno St.	0 3	140 A	Charlotte	3 0
			38 N	San Diego St.	3 1	85 H	Fordham	0 1	140 A	Charlotte	2 1
						85 H	Fordham	1 4	142 N	Ohio	1 2
						98 N	Loyola Marymount	4 7	146 A	Penn	3 1
						98 N	Loyola Marymount	0 1	146 A	Penn	0 1
									148 A	Villanova	5 3
									151 A	Delaware St.	4 5
									151 A	Delaware St.	10 0
									165 N	Cal Poly	4 6
									170 N	Utah St.	3 4
									176 A	UC Riverside	1 2
									176 A	UC Riverside	0 4
									181 A	Campbell	1 0
									191 A	Monmouth	2 3
									195 A	Dayton	1 2
									195 A	Dayton	1 3
									216 H	George Washington	6 1
									216 H	George Washington	4 12
									221 H	Drexel	4 7
									226 N	Colgate	9 4
									229 N	Towson	7 2
									230 A	Rhode Island	11 1
									230 A	Rhode Island	3 3
									237 H	Rider	2 4
									237 H	Rider	1 0
LAST 10 GAMES											
			230 A	Rhode Island	3 3	195 A	Dayton	1 2	229 N	Towson	7 2
			230 A	Rhode Island	11 1	195 A	Dayton	1 3	230 A	Rhode Island	11 1
			36 A	Massachusetts	3 9	221 H	Drexel	4 7	230 A	Rhode Island	3 3
			36 A	Massachusetts	2 8	277 A	Lafayette	4 0	237 H	Rider	2 4
			148 A	Villanova	5 3	277 A	Lafayette	9 2	237 H	Rider	1 0

Non-Div. I Games:

Saint Joseph's

RPI	S	Opponent	Score	
265	H	La Salle	11	1
265	H	La Salle	4	1
277	A	Lafayette	4	0
277	A	Lafayette	9	2

Saint Joseph's

S
a
i
n
t
J
o
s
e
p
h
'
s

S
a
i
n
t
J
o
s
e
p
h
'
s

[illegible]

Non-Div. I Games:

Campbell

RPI	S	Opponent	Score	
255	N	Tennessee St.	2	3
255	N	Tennessee St.	1	6
260	H	Hampton	8	0
260	H	Hampton	11	2
264	H	UNC Wilmington	7	3
264	H	UNC Wilmington	2	1
264	N	UNC Wilmington	2	0
275	N	Alabama St.	6	0
285	H	N.C. Central	7	2
285	H	N.C. Central	9	1
285	H	N.C. Central	12	1
285	H	N.C. Central	5	2

Campbell

C
a
m
p
b
e
l
l

C
a
m
p
b
e
l
l

[illegible]

Non-Div. I Games:

James Madison

RPI	S	Opponent	Score	
264	H	UNC Wilmington	10	2
264	H	UNC Wilmington	8	0
266	N	Bucknell	5	7
271	A	George Mason	4	1
271	A	George Mason	9	2
271	A	George Mason	5	2

Average RPI Win: 123		WON-LOST	WINNING	LAST 10	STRENGTH OF		OPP. STRENGTH	TEAM	ADJ	CONF.	ADJ CONF.
Average RPI Loss: 78		RECORD	PCT. RANK	GAMES	SCHEDULE		OF SCHEDULE	RPI	RPI	RPI	RPI
DIV. I ONLY		9-34-0	.2093	277	2-8-0		52	71	191	.46525	183
DIV. I NON-CONF.		5-26-0	.16129	272	0-3-0		9	26	171	.479	168
TOTALS		RPI 1-25	RPI 26-50		W-L RECORDS		RPI 51-100		RPI 101-150		RPI 150+
9-34-0		0-10-0	0-3-0		OVERALL		4-8-0		2-9-0		3-4-0
2-12-0		0-2-0	0-0-0		HOME		0-2-0		1-7-0		1-1-0
3-6-0		0-1-0	0-0-0		AWAY		2-3-0		0-0-0		1-2-0
4-16-0		0-7-0	0-3-0		NEUTRAL		2-3-0		1-2-0		1-1-0
5-26-0		0-10-0	0-3-0		NON-CONFERENCE		2-7-0		1-4-0		2-2-0
1-7-0		0-2-0	0-0-0		HOME		0-2-0		0-2-0		1-1-0
0-3-0		0-1-0	0-0-		AWAY		0-2-0		0-0-0		0-0-0
4-16-0		0-7-0	0-3-0		NEUTRAL		2-3-0		1-2-0		1-1-0
4-8-0		0-0-0	0-0-0		CONFERENCE		2-1-0		1-5-0		1-2-0
1-5-0		0-0-0	0-0-0		HOME		0-0-0		1-5-0		0-0-0
3-3-0		0-0-0	0-0-0		AWAY		2-1-0		0-0-0		1-2-0
0-0-0		0-0-0	0-0-0		NEUTRAL		0-0-0		0-0-0		0-0-0
RPI S	Opponent	Score	RPI S	Opponent	Score	RPI S	Opponent	Score	RPI S	Opponent	Score
1 N	California	0 7	37 N	BYU	1 11	54 N	Nebraska	2 10	104 H	Harvard	0 3
7 N	Texas	0 4	37 N	BYU	1 4	57 N	Boise St.	3 5	104 H	Harvard	2 5
9 N	Arizona	0 8	38 N	San Diego St.	1 7	61 N	Fresno St.	8 5	110 N	Western Mich.	0 9
15 A	UCLA	3 10				66 H	New Mexico	10 12	114 N	San Diego	2 3
18 N	Hawaii	0 8				66 H	New Mexico	1 5	131 N	Nevada	4 3
20 N	Stanford	1 13				71 N	Utah	2 12	135 H	Long Beach St.	2 1
22 H	Oregon St.	1 13				87 A	Pacific	5 4	135 H	Long Beach St.	4 9
22 H	Oregon St.	1 5				87 A	Pacific	4 3	135 H	Long Beach St.	3 4
23 N	LSU	0 11				87 A	Pacific	1 9	137 H	UC Davis	0 2
25 N	Syracuse	2 10				93 N	Iowa	1 0	137 H	UC Davis	0 1
						98 A	Loyola Marymount	1 2	137 H	UC Davis	0 3
						98 A	Loyola Marymount	0 9	165 A	Cal Poly	1 4
									165 A	Cal Poly	1 3
									165 A	Cal Poly	4 0
									170 N	Utah St.	4 2
									170 N	Utah St.	9 12
									174 H	Maine	2 1
									174 H	Maine	0 1
			LAST 10 GAMES								
			135 H	Long Beach St.	4 9	165 A	Cal Poly	1 3			
			135 H	Long Beach St.	2 1	165 A	Cal Poly	4 0			
			135 H	Long Beach St.	3 4	66 H	New Mexico	10 12			
			15 A	UCLA	3 10	66 H	New Mexico	1 5			
			165 A	Cal Poly	1 4	137 H	UC Davis	0 3			

Non-Div. I Games:

Cal St. Northridge

[illegible]

Non-Div. I Games:

St. Mary's (CA)

RPI	S	Opponent	Score	
245	N	Princeton	3	2
248	A	Santa Clara	3	0
248	A	Santa Clara	2	0
248	A	Santa Clara	6	3
248	A	Santa Clara	2	3
248	A	Santa Clara	13	6
248	N	Santa Clara	10	12

St. Mary's (CA)

S
t
.
M
a
r
y
'
s
(
C
A
)

S
t
.
M
a
r
y
'
s
(
C
A
)

Average RPI Win:		210	WON-LOST RECORD		WINNING PCT. RANK		LAST 10 GAMES		STRENGTH OF SCHEDULE		OPP. STRENGTH OF SCHEDULE		TEAM RPI		ADJ RPI		CONF. RPI		ADJ CONF. RPI				
Average RPI Loss:		158																					
DIV. I ONLY			24-22-0		.52174 123		8-2-0		224		229		175		.46445 185		28		28				
DIV. I NON-CONF.			18-18-0		.5 131		3-1-0		192		216		164		.47603 174		28		28				
TOTALS		RPI 1-25		RPI 26-50		W-L RECORDS		RPI 51-100		RPI 101-150		RPI 150+											
24-22-0		1-1-0		0-3-0		OVERALL		1-3-0		2-3-0		20-12-0											
7-9-0		0-0-0		0-0-0		HOME		1-2-0		1-0-0		5-7-0											
11-6-0		1-0-0		0-0-0		AWAY		0-0-0		0-3-0		10-3-0											
6-7-0		0-1-0		0-3-0		NEUTRAL		0-1-0		1-0-0		5-2-0											
18-18-0		1-1-0		0-3-0		NON-CONFERENCE		1-3-0		2-3-0		14-8-0											
6-6-0		0-0-0		0-0-0		HOME		1-2-0		1-0-0		4-4-0											
6-5-0		1-0-0		0-0-		AWAY		0-0-0		0-3-0		5-2-0											
6-7-0		0-1-0		0-3-0		NEUTRAL		0-1-0		1-0-0		5-2-0											
6-4-0		0-0-0		0-0-0		CONFERENCE		0-0-0		0-0-0		6-4-0											
1-3-0		0-0-0		0-0-0		HOME		0-0-0		0-0-0		1-3-0											
5-1-0		0-0-0		0-0-0		AWAY		0-0-0		0-0-0		5-1-0											
0-0-0		0-0-0		0-0-0		NEUTRAL		0-0-0		0-0-0		0-0-0											
RPI	S	Opponent		Score		RPI	S	Opponent		Score		RPI	S	Opponent		Score		RPI	S	Opponent		Score	
17	N	Florida St.		0	2	43	N	Kansas		3	5	72	H	Connecticut		6	2	120	A	Quinnipiac		0	2
19	A	South Fla.		2	1	43	N	Kansas		0	14	95	N	Fla. Gulf Coast		4	6	120	H	Quinnipiac		5	2
						48	N	Northwestern		1	12	96	H	Stony Brook		5	6	128	A	Central Conn. St.		5	8
												96	H	Stony Brook		0	2	128	A	Central Conn. St.		0	2
																		149	N	Youngstown St.		4	0
																		171	H	Army		7	0
																		177	N	Gardner-Webb		7	4
																		177	N	Gardner-Webb		4	3
																		188	H	Marist		5	4
																		188	H	Marist		3	4
																		193	N	Fairleigh Dickinson		4	0
																		194	H	Iona		3	4
																		194	H	Iona		1	3
																		204	N	Bryant		12	4
																		211	A	Providence		5	3
																		211	A	Providence		5	3
																		211	A	Providence		2	4
																		211	H	Providence		0	8
																		222	N	Green Bay		0	6
																		229	A	Towson		0	2
																		229	H	Towson		5	7
																		230	H	Rhode Island		4	3
																		230	H	Rhode Island		4	5
																		232	H	Sacred Heart		2	8
																		247	A	Canisius		2	1
																		247	A	Canisius		4	2
																		252	A	Niagara		1	2
																		267	A	Hartford		3	2
																		286	A	Saint Peter's		6	0
																		286	A	Saint Peter's		14	1
																		120	H	Quinnipiac		5	2
																		252	A	Niagara		6	5
																		252	A	Niagara		1	2

Non-Div. I Games:

Fairfield

Fairfield

Average RPI Win:		185	WON-LOST RECORD		WINNING PCT. RANK		LAST 10 GAMES		STRENGTH OF SCHEDULE		OPP. STRENGTH OF SCHEDULE		TEAM RPI		ADJ RPI		CONF. RPI		ADJ CONF. RPI				
DIV. I ONLY			15-32-0		.31915	234	2-8-0		103		105		194		.46354	186	16		16				
DIV. I NON-CONF.			12-18-0		.4	182	1-1-0		62		55		125		.5088	121	19		18				
TOTALS		RPI 1-25		RPI 26-50		W-L RECORDS		RPI 51-100		RPI 101-150		RPI 150+											
15-32-0		1-6-0		0-3-0		OVERALL		0-9-0		3-3-0		11-12-0											
5-11-0		0-0-0		0-0-0		HOME		0-5-0		2-3-0		3-4-0											
2-9-0		0-1-0		0-0-0		AWAY		0-2-0		0-0-0		2-6-0											
8-12-0		1-5-0		0-3-0		NEUTRAL		0-2-0		1-0-0		6-2-0											
12-18-0		1-6-0		0-3-0		NON-CONFERENCE		0-6-0		3-0-0		8-3-0											
4-3-0		0-0-0		0-0-0		HOME		0-2-0		2-0-0		2-1-0											
0-3-0		0-1-0		0-0-		AWAY		0-2-0		0-0-0		0-0-0											
8-12-0		1-5-0		0-3-0		NEUTRAL		0-2-0		1-0-0		6-2-0											
3-15-0		0-0-0		0-0-0		CONFERENCE		0-3-0		0-3-0		3-9-0											
1-9-0		0-0-0		0-0-0		HOME		0-3-0		0-3-0		1-3-0											
2-6-0		0-0-0		0-0-0		AWAY		0-0-0		0-0-0		2-6-0											
0-0-0		0-0-0		0-0-0		NEUTRAL		0-0-0		0-0-0		0-0-0											
RPI	S	Opponent		Score		RPI	S	Opponent		Score		RPI	S	Opponent		Score							
1	N	California		1	7	26	N	DePaul		0	10	52	H	Radford		0	5	102	H	Bowling Green		9	8
4	N	Tennessee		2	1	29	N	Georgia Tech		0	5	52	H	Radford		1	8	116	H	Charleston So.		1	3
7	N	Texas		1	7	39	N	Boston U.		0	3	52	H	Radford		1	8	116	H	Charleston So.		0	1
7	N	Texas		2	9							62	N	Illinois		2	3	116	H	Charleston So.		2	4
11	N	Texas A&M		2	8							83	A	South Carolina		1	8	124	N	Western Ill.		5	2
12	N	La.-Lafayette		1	6							83	A	South Carolina		1	9	144	H	St. John's (NY)		6	5
18	A	Hawaii		1	2							83	H	South Carolina		2	12	156	N	Tennessee Tech		4	5
												84	N	Western Ky.		5	8	172	N	UNC Greensboro		2	0
												99	H	Albany (NY)		4	5	177	H	Gardner-Webb		2	5
																		177	H	Gardner-Webb		2	3
																		177	H	Gardner-Webb		1	0
																		181	A	Campbell		1	10
																		181	A	Campbell		2	4
																		181	H	Campbell		4	5
																		188	N	Marist		2	3
																		189	N	Buffalo		7	6
																		192	H	Western Caro.		6	5
																		192	H	Western Caro.		3	4
																		197	N	Furman		1	0
																		218	A	Liberty		1	0
																		218	A	Liberty		4	2
																		218	A	Liberty		3	4
																		238	A	Presbyterian		1	6
																		238	A	Presbyterian		1	3
																		238	A	Presbyterian		11	12
																		251	N	Cleveland St.		3	1
																		255	N	Tennessee St.		3	1
				LAST 10 GAMES																			
						52	H	Radford		0	5	177	H	Gardner-Webb		1	0	238	A	Presbyterian		1	6
						52	H	Radford		1	8	192	H	Western Caro.		6	5	238	A	Presbyterian		1	3
						52	H	Radford		1	8	192	H	Western Caro.		3	4	238	A	Presbyterian		11	12
						177	H	Gardner-Webb		2	3	238	A	Presbyterian		1	6	251	N	Cleveland St.		3	1
						177	H	Gardner-Webb		2	5	238	A	Presbyterian		1	3	255	N	Tennessee St.		3	1

Non-Div. I Games:

Winthrop

RPI	S	Opponent	Score	
264	H	UNC Wilmington	2	0
275	N	Alabama St.	9	1

Winthrop

W
i
n
t
h
r
o
p

W
i
n
t
h
r
o
p

Average RPI Win: 170		WON-LOST	WINNING	LAST 10	STRENGTH OF		OPP. STRENGTH	TEAM	ADJ	CONF.	ADJ CONF.			
Average RPI Loss: 130		RECORD	PCT. RANK	GAMES	SCHEDULE		OF SCHEDULE	RPI	RPI	RPI	RPI			
DIV. I ONLY		19-24-0	.44186	177	5-5-0		181	153	183	.46339	187	20	20	
DIV. I NON-CONF.		8-16-0	.33333	221	0-2-0		93	103	175	.4705	181	17	17	
TOTALS		RPI 1-25	RPI 26-50		W-L RECORDS		RPI 51-100		RPI 101-150		RPI 150+			
19-24-0	0-1-0	0-1-0		OVERALL		2-6-0		6-7-0		11-9-0				
7-3-0	0-0-0	0-0-0		HOME		0-0-0		1-1-0		6-2-0				
8-11-0	0-0-0	0-0-0		AWAY		1-2-0		4-5-0		3-4-0				
4-10-0	0-1-0	0-1-0		NEUTRAL		1-4-0		1-1-0		2-3-0				
8-16-0	0-1-0	0-1-0		NON-CONFERENCE		2-6-0		4-5-0		2-3-0				
1-1-0	0-0-0	0-0-0		HOME		0-0-0		1-1-0		0-0-0				
3-7-0	0-0-0	0-0-		AWAY		1-2-0		2-3-0		0-2-0				
4-8-0	0-1-0	0-1-0		NEUTRAL		1-4-0		1-1-0		2-1-0				
11-8-0	0-0-0	0-0-0		CONFERENCE		0-0-0		2-2-0		9-6-0				
6-2-0	0-0-0	0-0-0		HOME		0-0-0		0-0-0		6-2-0				
5-4-0	0-0-0	0-0-0		AWAY		0-0-0		2-2-0		3-2-0				
0-2-0	0-0-0	0-0-0		NEUTRAL		0-0-0		0-0-0		0-2-0				
RPI	S	Opponent	Score		RPI	S	Opponent	Score		RPI	S	Opponent	Score	
5	N	Oklahoma	2	12	49	N	Minnesota	0	8	54	N	Nebraska	4	12
										57	A	Boise St.	1	2
										57	A	Boise St.	2	7
										66	N	New Mexico	1	12
										66	N	New Mexico	5	13
										73	N	UNI	12	10
										73	N	UNI	0	8
										91	A	UNLV	11	5
										107	A	New Mexico St.	9	13
										109	N	Kent St.	2	1
										118	A	Colorado St.	6	5
										118	N	Colorado St.	14	15
										122	A	Southern Utah	6	8
										122	A	Southern Utah	6	3
										122	A	Southern Utah	4	13
										131	H	Nevada	1	7
										131	H	Nevada	5	3
										141	A	Utah Valley	8	1
										141	A	Utah Valley	4	5
										141	A	Utah Valley	4	3
										141	A	Utah Valley	2	5
										153	N	UTSA	2	1
										170	A	Utah St.	3	10
										170	A	Utah St.	4	7
										184	A	St. Mary's (CA)	8	0
										184	N	St. Mary's (CA)	2	11
										203	A	Northern Colo.	3	1
										203	A	Northern Colo.	6	13
										203	A	Northern Colo.	15	6
										203	A	Northern Colo.	4	12
										208	N	CSU Bakersfield	4	5
										212	H	Seattle	10	6
										212	H	Seattle	0	19
										212	H	Seattle	8	2
										212	H	Seattle	5	4
Non-Div. I Games:		Great Falls	11	2	Dixie St.	2	4	Dixie St.	1	22	Great Falls	8	0	
											Weber St.			

W
e
b
e
r
s
t
.

W
e
b
e
r
s
t
.

Weber St.

Average RPI Win:		233	WON-LOST		WINNING		LAST 10		STRENGTH OF		OPP. STRENGTH		TEAM		ADJ		CONF.		ADJ CONF.								
Average RPI Loss:		136	RECORD		PCT. RANK		GAMES		SCHEDULE		OF SCHEDULE		RPI		RPI		RPI		RPI								
DIV. I ONLY			22-19-0		.53659 116		8-2-0		240		206		176		.46252 188		28		28								
DIV. I NON-CONF.			15-17-0		.46875 151		2-0-0		210		188		188		.46293 195		28		28								
TOTALS		RPI 1-25		RPI 26-50		W-L RECORDS		RPI 51-100		RPI 101-150		RPI 150+															
22-19-0		0-6-0		0-0-0		OVERALL		1-1-0		2-3-0		19-9-0															
9-1-0		0-0-0		0-0-0		HOME		0-0-0		1-1-0		8-0-0															
8-7-0		0-2-0		0-0-0		AWAY		0-0-0		0-0-0		8-5-0															
5-11-0		0-4-0		0-0-0		NEUTRAL		1-1-0		1-2-0		3-4-0															
15-17-0		0-6-0		0-0-0		NON-CONFERENCE		1-1-0		2-3-0		12-7-0															
5-1-0		0-0-0		0-0-0		HOME		0-0-0		1-1-0		4-0-0															
6-5-0		0-2-0		0-0-		AWAY		0-0-0		0-0-0		6-3-0															
4-11-0		0-4-0		0-0-0		NEUTRAL		1-1-0		1-2-0		2-4-0															
7-2-0		0-0-0		0-0-0		CONFERENCE		0-0-0		0-0-0		7-2-0															
4-0-0		0-0-0		0-0-0		HOME		0-0-0		0-0-0		4-0-0															
2-2-0		0-0-0		0-0-0		AWAY		0-0-0		0-0-0		2-2-0															
1-0-0		0-0-0		0-0-0		NEUTRAL		0-0-0		0-0-0		1-0-0															
RPI	S	Opponent		Score		RPI	S	Opponent		Score		RPI	S	Opponent		Score											
1	N	California		0	1							125	N	Robert Morris		7	6										
7	N	Texas		2	10							52	N	Radford		1	5	141	N	Utah Valley		3	6				
11	N	Texas A&M		2	14							70	N	Southern Ill.		3	2	144	H	St. John's (NY)		3	1				
11	N	Texas A&M		0	5							144	H	St. John's (NY)		6	9	149	N	Youngstown St.		7	12				
18	A	Hawaii		0	4							185	A	Fairfield		4	3	185	A	Fairfield		4	5				
18	A	Hawaii		0	6							186	N	Winthrop		3	2	192	N	Western Caro.		4	5				
												193	N	Fairleigh Dickinson		2	11	193	N	Fairleigh Dickinson		6	9				
						206	N	Cornell		6	0	207	N	Akron		3	5										
						237	A	Rider		7	10	237	A	Rider		2	0										
						237	A	Rider		7	4	237	N	Rider		7	4										
						241	A	Norfolk St.		5	3	241	A	Norfolk St.		5	3										
						252	H	Niagara		10	2	252	H	Niagara		6	5										
						252	H	Niagara		6	5	266	H	Bucknell		4	2										
						266	H	Bucknell		10	2	266	H	Bucknell		10	2										
						267	A	Hartford		3	1	267	A	Hartford		6	5										
						267	A	Hartford		6	5	268	A	Yale		5	2										
						268	A	Yale		5	2	268	A	Yale		2	3										
						269	H	Columbia		6	5	269	H	Columbia		6	5										
						269	H	Columbia		5	4	269	H	Columbia		5	4										
LAST 10 GAMES																											
						252	H	Niagara		6	5	286	H	Saint Peter's		5	2										
						252	H	Niagara		10	2	266	H	Bucknell		10	2										
						237	A	Rider		7	10	266	H	Bucknell		4	2										
						237	A	Rider		2	0	185	A	Fairfield		4	5										
						286	H	Saint Peter's		6	3	185	A	Fairfield		4	3										

Non-Div. I Games:

Marist

RPI	S	Opponent	Score	
271	A	George Mason	8	9
276	A	N.C. A&T	6	3
278	A	Holy Cross	3	6
278	A	Holy Cross	12	3
286	H	Saint Peter's	5	2
286	H	Saint Peter's	6	3

Marist

M
a
r
i
s
t

M
a
r
i
s
t

[illegible]

Non-Div. I Games:

Buffalo

RPI	S	Opponent	Score	
252	H	Niagara	11	0
252	H	Niagara	9	6

Buffalo

B
u
f
f
a
l
o

B
u
f
f
a
l
o

Average RPI Win:	223	WON-LOST	WINNING	LAST 10	STRENGTH OF	OPP. STRENGTH	TEAM	ADJ	CONF.	ADJ CONF.	
Average RPI Loss:	126	RECORD	PCT. RANK	GAMES	SCHEDULE	OF SCHEDULE	RPI	RPI	RPI	RPI	
DIV. I ONLY	17-19-0	.47222	161	3-7-0	216	194	195	.46208	190	19	19
DIV. I NON-CONF.	11-11-0	.5	131	1-1-0	236	217	190	.46511	192	18	19
TOTALS	RPI 1-25	RPI 26-50	W-L RECORDS	RPI 51-100	RPI 101-150	RPI 150+					
17-19-0	0-0-0	0-2-0	OVERALL	1-6-0	0-6-0	16-5-0					
3-5-0	0-0-0	0-2-0	HOME	0-0-0	0-0-0	3-3-0					
6-6-0	0-0-0	0-0-0	AWAY	1-3-0	0-3-0	5-0-0					
8-8-0	0-0-0	0-0-0	NEUTRAL	0-3-0	0-3-0	8-2-0					
11-11-0	0-0-0	0-0-0	NON-CONFERENCE	1-4-0	0-4-0	10-3-0					
1-1-0	0-0-0	0-0-0	HOME	0-0-0	0-0-0	1-1-0					
2-2-0	0-0-0	0-0-	AWAY	1-1-0	0-1-0	1-0-0					
8-8-0	0-0-0	0-0-0	NEUTRAL	0-3-0	0-3-0	8-2-0					
6-8-0	0-0-0	0-2-0	CONFERENCE	0-2-0	0-2-0	6-2-0					
2-4-0	0-0-0	0-2-0	HOME	0-0-0	0-0-0	2-2-0					
4-4-0	0-0-0	0-0-0	AWAY	0-2-0	0-2-0	4-0-0					
0-0-0	0-0-0	0-0-0	NEUTRAL	0-0-0	0-0-0	0-0-0					
RPI S Opponent Score	RPI S Opponent Score	RPI S Opponent Score	RPI S Opponent Score	RPI S Opponent Score	RPI S Opponent Score	RPI S Opponent Score					
	36 H Massachusetts 2 8	74 N Ohio St. 2 8	119 N Mercer 0 8								
	36 H Massachusetts 0 10	75 A S.C. Upstate 0 9	123 A Stetson 2 3								
		82 A North Florida 4 3	140 A Charlotte 4 5								
		85 A Fordham 0 7	140 A Charlotte 0 5								
		85 A Fordham 1 5	142 N Ohio 0 3								
		100 N McNeese St. 0 2	142 N Ohio 4 21								
		100 N McNeese St. 0 3	151 N Delaware St. 2 5								
			173 H Saint Louis 1 4								
			173 H Saint Louis 1 5								
			195 A Dayton 8 6								
			195 A Dayton 4 0								
			200 N Bethune-Cookman 3 0								
			200 N Bethune-Cookman 9 7								
			200 N Bethune-Cookman 3 0								
			214 N Belmont 7 1								
			230 H Rhode Island 3 1								
			230 H Rhode Island 6 5								
			247 H Canisius 6 3								
			247 H Canisius 0 8								
			254 N Mt. St. Mary's 6 0								
			254 N Mt. St. Mary's 4 3								
			254 N Mt. St. Mary's 9 0								
			254 N Mt. St. Mary's 0 7								
			255 A Tennessee St. 3 1								
			257 N Detroit 6 3								
			265 A La Salle 12 4								
			265 A La Salle 11 8								
LAST 10 GAMES											
	265 A La Salle 11 8	247 H Canisius 6 3	254 N Mt. St. Mary's 9 0								
	265 A La Salle 12 4	140 A Charlotte 4 5	254 N Mt. St. Mary's 0 7								
	85 A Fordham 1 5	140 A Charlotte 0 5	255 A Tennessee St. 3 1								
	85 A Fordham 0 7	36 H Massachusetts 2 8	257 N Detroit 6 3								
	247 H Canisius 0 8	36 H Massachusetts 0 10	265 A La Salle 12 4								

Non-Div. I Games:

St. Bonaventure

[illegible]

Non-Div. I Games:

Monmouth

RPI	S	Opponent	Score	
261	H	Wagner	7	3
265	A	La Salle	1	7
265	A	La Salle	1	4
272	N	Manhattan	3	2
272	N	Manhattan	8	0

Monmouth

M
o
n
m
o
u
t
h

M
o
n
m
o
u
t
h

Average RPI Win:		201	WON-LOST		WINNING		LAST 10		STRENGTH OF		OPP. STRENGTH		TEAM		ADJ		CONF.		ADJ CONF.				
Average RPI Loss:		119	RECORD		PCT. RANK		GAMES		SCHEDULE		OF SCHEDULE		RPI		RPI		RPI		RPI				
DIV. I ONLY			19-29-0		.39583	207	6-4-0		147		177		192		.46134	192	15		15				
DIV. I NON-CONF.			13-17-0		.43333	165	3-1-0		222		176		205		.45409	206	15		15				
TOTALS		RPI 1-25		RPI 26-50		W-L RECORDS		RPI 51-100		RPI 101-150		RPI 150+											
19-29-0		0-1-0		0-2-0		OVERALL		0-10-0		4-7-0		15-9-0											
9-7-0		0-0-0		0-0-0		HOME		0-3-0		2-3-0		7-1-0											
1-16-0		0-1-0		0-2-0		AWAY		0-6-0		0-0-0		1-7-0											
9-6-0		0-0-0		0-0-0		NEUTRAL		0-1-0		2-4-0		7-1-0											
13-17-0		0-1-0		0-2-0		NON-CONFERENCE		0-4-0		3-5-0		10-5-0											
3-4-0		0-0-0		0-0-0		HOME		0-3-0		1-1-0		2-0-0											
1-7-0		0-1-0		0-0-		AWAY		0-0-0		0-0-0		1-4-0											
9-6-0		0-0-0		0-0-0		NEUTRAL		0-1-0		2-4-0		7-1-0											
6-12-0		0-0-0		0-0-0		CONFERENCE		0-6-0		1-2-0		5-4-0											
6-3-0		0-0-0		0-0-0		HOME		0-0-0		1-2-0		5-1-0											
0-9-0		0-0-0		0-0-0		AWAY		0-6-0		0-0-0		0-3-0											
0-0-0		0-0-0		0-0-0		NEUTRAL		0-0-0		0-0-0		0-0-0											
RPI	S	Opponent		Score		RPI	S	Opponent		Score		RPI	S	Opponent		Score		RPI	S	Opponent		Score	
17	A	Florida St.		1	9	29	A	Georgia Tech		2	4	56	A	Ga. Southern		2	3	108	N	Longwood		10	11
						29	A	Georgia Tech		4	9	56	A	Ga. Southern		2	3	119	N	Mercer		2	13
												56	A	Ga. Southern		1	5	119	N	Mercer		4	12
												64	H	Georgia St.		5	7	121	H	Col. of Charleston		0	4
												65	A	Chattanooga		4	5	121	H	Col. of Charleston		0	7
												65	A	Chattanooga		1	4	121	H	Col. of Charleston		9	1
												65	A	Chattanooga		2	10	127	N	Jacksonville St.		6	4
												75	H	S.C. Upstate		2	6	141	N	Utah Valley		6	5
												75	H	S.C. Upstate		5	8	142	H	Ohio		9	6
												86	N	North Dakota St.		2	3	142	H	Ohio		5	10
																		149	N	Youngstown St.		3	11
																		175	A	Appalachian St.		3	9
																		175	A	Appalachian St.		5	6
																		175	A	Appalachian St.		3	7
																		186	A	Winthrop		4	3
																		186	A	Winthrop		5	6
																		188	N	Marist		5	4
																		197	H	Furman		3	7
																		197	H	Furman		5	0
																		197	H	Furman		4	3
																		198	H	Elon		7	4
																		198	H	Elon		10	3
																		198	H	Elon		4	3
																		201	A	East Tenn. St.		0	7
																		201	A	East Tenn. St.		0	1
																		201	N	East Tenn. St.		5	4
																		201	N	East Tenn. St.		11	10
LAST 10 GAMES																							
198 H Elon						10	3	65 A Chattanooga						1	4	198 H Elon						4	3
198 H Elon						7	4	275 H Alabama St.						6	5	201 A East Tenn. St.						0	7
198 H Elon						4	3	275 H Alabama St.						13	3	201 A East Tenn. St.						0	1
65 A Chattanooga						4	5	186 A Winthrop						5	6	201 N East Tenn. St.						5	4
65 A Chattanooga						2	10	186 A Winthrop						4	3	201 N East Tenn. St.						11	10

Non-Div. I Games:

Western Caro.

RPI	S	Opponent	Score	
219	N	Florida A&M	5	4
230	N	Rhode Island	5	0
236	N	Morehead St.	1	3
246	N	Southeastern La.	5	4
275	H	Alabama St.	13	3
275	H	Alabama St.	6	5
275	N	Alabama St.	7	6
276	A	N.C. A&T	2	4

Average RPI Win:	218	WON-LOST RECORD	WINNING PCT. RANK	LAST 10 GAMES	STRENGTH OF SCHEDULE	OPP. STRENGTH OF SCHEDULE	TEAM RPI	ADJ RPI	CONF. RPI	ADJ CONF. RPI		
DIV. I ONLY		25-18-0	.5814	97	4-6-0	248	261	170	.46118	193	23	23
DIV. I NON-CONF.		20-7-0	.74074	36	4-0-0	279	287	139	.48936	150	26	25
<hr/>												
TOTALS	RPI 1-25	RPI 26-50		W-L RECORDS		RPI 51-100		RPI 101-150		RPI 150+		
25-18-0	0-0-0	0-0-0		OVERALL		0-0-0		6-6-0		19-12-0		
6-6-0	0-0-0	0-0-0		HOME		0-0-0		2-2-0		4-4-0		
9-8-0	0-0-0	0-0-0		AWAY		0-0-0		2-4-0		7-4-0		
10-4-0	0-0-0	0-0-0		NEUTRAL		0-0-0		2-0-0		8-4-0		
20-7-0	0-0-0	0-0-0		NON-CONFERENCE		0-0-0		3-1-0		17-6-0		
4-0-0	0-0-0	0-0-0		HOME		0-0-0		0-0-0		4-0-0		
6-3-0	0-0-0	0-0-		AWAY		0-0-0		1-1-0		5-2-0		
10-4-0	0-0-0	0-0-0		NEUTRAL		0-0-0		2-0-0		8-4-0		
5-11-0	0-0-0	0-0-0		CONFERENCE		0-0-0		3-5-0		2-6-0		
2-6-0	0-0-0	0-0-0		HOME		0-0-0		2-2-0		0-4-0		
3-5-0	0-0-0	0-0-0		AWAY		0-0-0		1-3-0		2-2-0		
0-0-0	0-0-0	0-0-0		NEUTRAL		0-0-0		0-0-0		0-0-0		
RPI	S	Opponent	Score	RPI	S	Opponent	Score	RPI	S	Opponent	Score	
								120	H	Quinnipiac	1 3	
								120	H	Quinnipiac	1 5	
								125	A	Robert Morris	11 12	
								125	A	Robert Morris	2 0	
								126	A	LIU Brooklyn	7 14	
								126	A	LIU Brooklyn	4 5	
								128	H	Central Conn. St.	3 2	
								128	H	Central Conn. St.	3 2	
								141	N	Utah Valley	3 1	
								144	A	St. John's (NY)	5 2	
								144	A	St. John's (NY)	0 4	
								149	N	Youngstown St.	3 1	
								171	A	Army	1 0	
								171	A	Army	1 4	
								185	N	Fairfield	0 4	
								188	N	Marist	11 2	
								188	N	Marist	9 6	
								191	H	Monmouth	5 6	
								191	H	Monmouth	0 8	
								194	A	Iona	7 5	
								194	A	Iona	2 4	
				LAST 10 GAMES				213	A	Saint Francis (PA)	9 3	
				254	H	Mt. St. Mary's	3 4	120	H	Quinnipiac	1 3	
				254	H	Mt. St. Mary's	0 1	191	H	Monmouth	0 8	
				269	H	Columbia	4 3	191	H	Monmouth	5 6	
				269	H	Columbia	4 1	286	H	Saint Peter's	10 0	
				120	H	Quinnipiac	1 5	286	H	Saint Peter's	7 3	
								241	A	Norfolk St.	12 1	

Non-Div. I Games:

Fairleigh Dickinson

RPI	S	Opponent	Score	
242	N	Houston Baptist	2	5
251	N	Cleveland St.	6	3
252	N	Niagara	7	5
254	H	Mt. St. Mary's	0	1
254	H	Mt. St. Mary's	3	4
257	N	Detroit	3	4
258	A	Coppin St.	12	1
258	A	Coppin St.	6	2
266	N	Bucknell	6	2
269	H	Columbia	4	3
269	H	Columbia	4	1
269	N	Columbia	11	3
272	N	Manhattan	6	1
280	N	Howard	4	1
286	H	Saint Peter's	7	3
286	H	Saint Peter's	10	0

Fairleigh Dickinson

F
a
i
r
l
e
i
g
h
D
i
c
k
i
n
s
o
n

F
a
i
r
l
e
i
g
h
D
i
c
k
i
n
s
o
n

RPI	S	Opponent	Score	
247	A	Canisius	0	1
252	A	Niagara	3	0
252	A	Niagara	0	1
258	A	Coppin St.	2	0
259	N	Dartmouth	1	0
259	N	Dartmouth	1	2
262	A	UMBC	10	4
263	N	South Dakota	9	0
267	H	Hartford	7	1
267	H	Hartford	3	1
272	A	Manhattan	7	0
272	A	Manhattan	3	1
274	N	Oakland	5	4

Iona

I
o
n
a

I
o
n
a

Average RPI Win: 199		WON-LOST	WINNING	LAST 10	STRENGTH OF		OPP. STRENGTH	TEAM	ADJ		CONF.	ADJ CONF.
Average RPI Loss: 131		RECORD	PCT. RANK	GAMES	SCHEDULE		OF SCHEDULE	RPI	RPI		RPI	RPI
DIV. I ONLY		19-24-0	.44186	177	5-5-0		198	171	193	.45991	195	19
DIV. I NON-CONF.		13-17-0	.43333	165	1-4-0		208	177	197	.45953	201	18
TOTALS		RPI 1-25	RPI 26-50		W-L RECORDS		RPI 51-100		RPI 101-150		RPI 150+	
19-24-0	0-0-0	0-4-0		OVERALL		1-8-0		1-0-0		17-12-0		
7-5-0	0-0-0	0-0-0		HOME		0-1-0		1-0-0		6-4-0		
6-14-0	0-0-0	0-4-0		AWAY		1-5-0		0-0-0		5-5-0		
6-5-0	0-0-0	0-0-0		NEUTRAL		0-2-0		0-0-0		6-3-0		
13-17-0	0-0-0	0-2-0		NON-CONFERENCE		1-8-0		0-0-0		12-7-0		
3-2-0	0-0-0	0-0-0		HOME		0-1-0		0-0-0		3-1-0		
4-10-0	0-0-0	0-0-		AWAY		1-5-0		0-0-0		3-3-0		
6-5-0	0-0-0	0-0-0		NEUTRAL		0-2-0		0-0-0		6-3-0		
6-7-0	0-0-0	0-2-0		CONFERENCE		0-0-0		1-0-0		5-5-0		
4-3-0	0-0-0	0-0-0		HOME		0-0-0		1-0-0		3-3-0		
2-4-0	0-0-0	0-2-0		AWAY		0-0-0		0-0-0		2-2-0		
0-0-0	0-0-0	0-0-0		NEUTRAL		0-0-0		0-0-0		0-0-0		
RPI	S	Opponent	Score	RPI	S	Opponent	Score	RPI	S	Opponent	Score	
36	A	Massachusetts	1 3	53	H	Rutgers	0 8	132	H	Temple	3 2	
36	A	Massachusetts	1 13	65	A	Chattanooga	0 19	156	N	Tennessee Tech	2 8	
42	A	Texas St.	0 7	69	N	Ball St.	0 6	158	N	Eastern Mich.	7 1	
42	A	Texas St.	0 3	69	N	Ball St.	3 6	169	A	Eastern Ky.	2 1	
				74	A	Ohio St.	2 3	169	A	Eastern Ky.	5 3	
				75	A	S.C. Upstate	2 4	173	H	Saint Louis	3 2	
				75	A	S.C. Upstate	3 1	173	H	Saint Louis	2 3	
				78	A	Miami (OH)	0 8	175	N	Appalachian St.	2 4	
				78	A	Miami (OH)	0 9	175	N	Appalachian St.	7 3	
								180	H	Saint Joseph's	3 1	
								180	H	Saint Joseph's	2 1	
								190	H	St. Bonaventure	0 4	
								190	H	St. Bonaventure	6 8	
								196	A	Wright St.	1 5	
								196	A	Wright St.	5 6	
								207	H	Akron	2 1	
								207	H	Akron	3 1	
								209	N	Texas-Arlington	2 5	
								214	N	Belmont	11 3	
								216	A	George Washington	6 5	
								216	A	George Washington	0 4	
								230	A	Rhode Island	6 1	
								230	A	Rhode Island	2 4	
								244	A	IUPUI	5 10	
								244	A	IUPUI	2 1	
								251	N	Cleveland St.	11 10	
								252	N	Niagara	9 0	
LAST 10 GAMES												
216	A	George Washington	0 4	180	H	Saint Joseph's	3 1	230	A	Rhode Island	2 4	
216	A	George Washington	6 5	132	H	Temple	3 2	244	A	IUPUI	5 10	
244	A	IUPUI	5 10	74	A	Ohio St.	2 3	244	A	IUPUI	2 1	
244	A	IUPUI	2 1	196	A	Wright St.	1 5	251	N	Cleveland St.	11 10	
180	H	Saint Joseph's	2 1	196	A	Wright St.	5 6	252	N	Niagara	9 0	

Non-Div. I Games:

Dayton

RPI	S	Opponent	Score	
257	H	Detroit	3	5
257	H	Detroit	5	1
285	N	N.C. Central	18	1

Dayton

D
a
y
t
o
n

D
a
y
t
o
n

Average RPI Win: 188		WON-LOST	WINNING	LAST 10	STRENGTH OF		OPP. STRENGTH	TEAM	ADJ	CONF.	ADJ CONF.
Average RPI Loss: 131		RECORD	PCT. RANK	GAMES	SCHEDULE		OF SCHEDULE	RPI	RPI	RPI	RPI
DIV. I ONLY		20-26-0	.43478	181	4-6-0		187	170	190	.45909	196
DIV. I NON-CONF.		12-16-0	.42857	168	1-0-0		176	149	179	.46911	185
TOTALS		RPI 1-25	RPI 26-50		W-L RECORDS		RPI 51-100		RPI 101-150		RPI 150+
20-26-0	0-0-0	0-3-0		OVERALL		2-7-0		4-6-0		14-10-0	
6-6-0	0-0-0	0-0-0		HOME		0-4-0		0-0-0		6-2-0	
7-12-0	0-0-0	0-1-0		AWAY		1-3-0		2-4-0		4-4-0	
7-8-0	0-0-0	0-2-0		NEUTRAL		1-0-0		2-2-0		4-4-0	
12-16-0	0-0-0	0-3-0		NON-CONFERENCE		2-4-0		3-4-0		7-5-0	
2-1-0	0-0-0	0-0-0		HOME		0-1-0		0-0-0		2-0-0	
3-7-0	0-0-0	0-0-		AWAY		1-3-0		1-2-0		1-1-0	
7-8-0	0-0-0	0-2-0		NEUTRAL		1-0-0		2-2-0		4-4-0	
8-10-0	0-0-0	0-0-0		CONFERENCE		0-3-0		1-2-0		7-5-0	
4-5-0	0-0-0	0-0-0		HOME		0-3-0		0-0-0		4-2-0	
4-5-0	0-0-0	0-0-0		AWAY		0-0-0		1-2-0		3-3-0	
0-0-0	0-0-0	0-0-0		NEUTRAL		0-0-0		0-0-0		0-0-0	
RPI S	Opponent	Score	RPI S	Opponent	Score	RPI S	Opponent	Score	RPI S	Opponent	Score
28 N	Michigan	0 4	69 H	Ball St.	4 5	102 N	Bowling Green	1 13			
30 A	Auburn	4 12	70 A	Southern Ill.	6 8	105 A	Indiana	2 4			
45 N	Kentucky	0 3	74 A	Ohio St.	2 6	116 A	Charleston So.	6 4			
			74 A	Ohio St.	0 6	124 N	Western Ill.	4 2			
			78 A	Miami (OH)	1 0	126 N	LIU Brooklyn	8 4			
			79 N	Maryland	8 0	136 N	Central Mich.	0 9			
			89 H	Valparaiso	6 8	139 A	Fla. Atlantic	2 6			
			89 H	Valparaiso	2 4	149 A	Youngstown St.	2 10			
			89 H	Valparaiso	0 10	149 A	Youngstown St.	0 10			
						149 A	Youngstown St.	8 0			
						157 H	Loyola Chicago	3 1			
						157 H	Loyola Chicago	0 8			
						157 H	Loyola Chicago	0 1			
						159 N	SIU Edwardsville	4 6			
						167 N	Northern Ill.	1 5			
						168 N	Michigan St.	2 4			
						175 N	Appalachian St.	2 1			
						178 A	Butler	5 3			
						178 A	Butler	1 5			
						178 A	Butler	3 2			
						195 H	Dayton	5 1			
						195 H	Dayton	6 5			
						223 N	North Dakota	7 1			
						233 A	Toledo	2 5			
						233 A	Toledo	5 4			
						251 A	Cleveland St.	2 6			
						251 A	Cleveland St.	6 2			
LAST 10 GAMES			149 A	Youngstown St.	0 10	178 A	Butler	1 5			
			149 A	Youngstown St.	8 0	89 H	Valparaiso	6 8			
			149 A	Youngstown St.	2 10	89 H	Valparaiso	0 10			
			178 A	Butler	5 3	89 H	Valparaiso	2 4			
			178 A	Butler	3 2	195 H	Dayton	5 1			

Non-Div. I Games:

Wright St.

W
r
i
g
h
t
s
t
.

W
r
i
g
h
t
s
t
.

Wright St.

RPI	S	Opponent	Score	
230	N	Rhode Island	7	3
238	A	Presbyterian	2	1
238	A	Presbyterian	7	2
238	H	Presbyterian	3	1
238	H	Presbyterian	4	3
274	H	Oakland	6	2
274	H	Oakland	6	1
275	N	Alabama St.	1	0

Furman

F
u
r
m
a
n

F
u
r
m
a
n

Average RPI Win: 210		WON-LOST	WINNING	LAST 10	STRENGTH OF		OPP. STRENGTH	TEAM	ADJ	CONF.	ADJ CONF.
Average RPI Loss: 90		RECORD	PCT. RANK	GAMES	SCHEDULE		OF SCHEDULE	RPI	RPI	RPI	RPI
DIV. I ONLY		12-34-0	.26087	258	5-5-0		89	111	203	.45706	198
DIV. I NON-CONF.		7-19-0	.26923	243	0-2-0		84	73	193	.46545	190
TOTALS		RPI 1-25	RPI 26-50		W-L RECORDS		RPI 51-100		RPI 101-150		RPI 150+
12-34-0		0-4-0	0-4-0		OVERALL		0-13-0		3-7-0		9-6-0
0-11-0		0-0-0	0-0-0		HOME		0-6-0		0-3-0		0-2-0
6-15-0		0-4-0	0-3-0		AWAY		0-3-0		1-2-0		5-3-0
6-8-0		0-0-0	0-1-0		NEUTRAL		0-4-0		2-2-0		4-1-0
7-19-0		0-4-0	0-4-0		NON-CONFERENCE		0-4-0		2-3-0		5-4-0
0-2-0		0-0-0	0-0-0		HOME		0-0-0		0-0-0		0-2-0
1-9-0		0-4-0	0-0-		AWAY		0-0-0		0-1-0		1-1-0
6-8-0		0-0-0	0-1-0		NEUTRAL		0-4-0		2-2-0		4-1-0
5-15-0		0-0-0	0-0-0		CONFERENCE		0-9-0		1-4-0		4-2-0
0-9-0		0-0-0	0-0-0		HOME		0-6-0		0-3-0		0-0-0
5-6-0		0-0-0	0-0-0		AWAY		0-3-0		1-1-0		4-2-0
0-0-0		0-0-0	0-0-0		NEUTRAL		0-0-0		0-0-0		0-0-0
RPI S	Opponent	Score	RPI S	Opponent	Score	RPI S	Opponent	Score	RPI S	Opponent	Score
3 A	Arizona St.	0 11	31 A	Oklahoma St.	1 2	57 N	Boise St.	4 5	103 A	North Texas	9 12
3 A	Arizona St.	0 9	33 N	Baylor	1 5	63 N	Arkansas	0 8	105 N	Indiana	0 11
5 A	Oklahoma	0 13	43 A	Kansas	3 8	68 A	Illinois St.	0 3	105 N	Indiana	3 6
5 A	Oklahoma	0 5	43 A	Kansas	1 9	68 A	Illinois St.	3 5	117 N	Sam Houston St.	6 4
						68 A	Illinois St.	1 4	117 N	Sam Houston St.	4 3
						70 H	Southern Ill.	8 11	129 A	Missouri St.	5 1
						70 H	Southern Ill.	0 5	129 A	Missouri St.	0 1
						70 H	Southern Ill.	1 7	130 H	Creighton	1 9
						73 H	UNI	5 6	130 H	Creighton	7 15
						73 H	UNI	6 8	130 H	Creighton	4 14
						73 H	UNI	2 4	157 H	Loyola Chicago	3 5
						86 N	North Dakota St.	2 10	157 H	Loyola Chicago	6 9
						93 N	Iowa	0 11	173 A	Saint Louis	7 2
									173 A	Saint Louis	0 1
									209 N	Texas-Arlington	1 6
									210 A	Indiana St.	2 8
									210 A	Indiana St.	6 7
									210 A	Indiana St.	4 1
									214 N	Belmont	7 2
									250 A	Evansville	7 1
									250 A	Evansville	1 0
									250 A	Evansville	1 0
									253 N	South Dakota St.	4 1
									280 N	Howard	15 9
									280 N	Howard	9 1
LAST 10 GAMES			LAST 10 GAMES			LAST 10 GAMES			LAST 10 GAMES		
210 A	Indiana St.	6 7	250 A	Evansville	1 0	250 A	Evansville	7 1	250 A	Evansville	1 0
210 A	Indiana St.	2 8	250 A	Evansville	7 1	250 A	Evansville	1 0	253 N	South Dakota St.	4 1
210 A	Indiana St.	4 1	250 A	Evansville	1 0	250 A	Evansville	1 0	280 N	Howard	15 9
129 A	Missouri St.	5 1	43 A	Kansas	3 8	43 A	Kansas	3 8	280 N	Howard	9 1
129 A	Missouri St.	0 1	43 A	Kansas	1 9	43 A	Kansas	1 9			

Non-Div. I Games:

Wichita St.

Average RPI Win: 194		WON-LOST	WINNING	LAST 10	STRENGTH OF		OPP. STRENGTH	TEAM	ADJ	CONF.	ADJ CONF.
Average RPI Loss: 163		RECORD	PCT. RANK	GAMES	SCHEDULE		OF SCHEDULE	RPI	RPI	RPI	RPI
DIV. I ONLY		20-17-0	.54054	115	3-7-0		264	191	197	.45706	198
DIV. I NON-CONF.		12-7-0	.63158	69	1-2-0		276	239	168	.47733	171
TOTALS		RPI 1-25	RPI 26-50		W-L RECORDS		RPI 51-100		RPI 101-150		RPI 150+
20-17-0	0-1-0	1-0-0		OVERALL		2-3-0		0-1-0		17-12-0	
11-7-0	0-1-0	0-0-0		HOME		0-0-0		0-1-0		11-5-0	
3-9-0	0-0-0	0-0-0		AWAY		1-3-0		0-0-0		2-6-0	
6-1-0	0-0-0	1-0-0		NEUTRAL		1-0-0		0-0-0		4-1-0	
12-7-0	0-1-0	1-0-0		NON-CONFERENCE		2-0-0		0-1-0		9-5-0	
5-4-0	0-1-0	0-0-0		HOME		0-0-0		0-1-0		5-2-0	
1-2-0	0-0-0	0-0-		AWAY		1-0-0		0-0-0		0-2-0	
6-1-0	0-0-0	1-0-0		NEUTRAL		1-0-0		0-0-0		4-1-0	
8-10-0	0-0-0	0-0-0		CONFERENCE		0-3-0		0-0-0		8-7-0	
6-3-0	0-0-0	0-0-0		HOME		0-0-0		0-0-0		6-3-0	
2-7-0	0-0-0	0-0-0		AWAY		0-3-0		0-0-0		2-4-0	
0-0-0	0-0-0	0-0-0		NEUTRAL		0-0-0		0-0-0		0-0-0	
RPI S	Opponent	Score		RPI S	Opponent	Score		RPI S	Opponent	Score	
24 H	North Carolina	0	6	29 N	Georgia Tech	6	3	65 A	Chattanooga	3	4
								65 A	Chattanooga	2	9
								65 A	Chattanooga	11	14
								80 N	Kennesaw St.	5	0
								97 A	North Carolina St.	7	1
								140 H	Charlotte	0	5
								172 A	UNC Greensboro	8	0
								172 A	UNC Greensboro	0	5
								172 A	UNC Greensboro	7	5
								175 H	Appalachian St.	7	4
								175 H	Appalachian St.	3	4
								175 H	Appalachian St.	8	0
								182 A	James Madison	0	7
								182 A	James Madison	1	10
								182 H	James Madison	4	7
								192 A	Western Caro.	3	4
								192 A	Western Caro.	3	10
								192 A	Western Caro.	4	7
								197 H	Furman	13	8
								197 H	Furman	9	1
								197 H	Furman	3	0
								202 H	Georgetown	8	0
								216 N	George Washington	4	1
								218 H	Liberty	4	1
								220 H	Samford	4	1
								220 H	Samford	3	4
								220 H	Samford	2	6
								230 N	Rhode Island	2	10
								238 H	Presbyterian	2	0
								238 N	Presbyterian	2	1
								238 N	Presbyterian	11	5
								246 N	Southeastern La.	7	5
LAST 10 GAMES				192 A	Western Caro.	3	10	175 H	Appalachian St.	7	4
				192 A	Western Caro.	4	7	175 H	Appalachian St.	8	0
				192 A	Western Caro.	3	4	182 A	James Madison	1	10
				97 A	North Carolina St.	7	1	182 A	James Madison	0	7
				175 H	Appalachian St.	3	4	65 A	Chattanooga	2	9

Non-Div. I Games:

Elon

RPI	S	Opponent	Score	
266	H	Bucknell	0	2
285	H	N.C. Central	15	6
285	H	N.C. Central	8	2

Elon

E
l
o
n

E
l
o
n

Average RPI Win:	233	WON-LOST	WINNING	LAST 10	STRENGTH OF	OPP. STRENGTH	TEAM	ADJ	CONF.	ADJ CONF.					
Average RPI Loss:	121	RECORD	PCT. RANK	GAMES	SCHEDULE	OF SCHEDULE	RPI	RPI	RPI	RPI					
DIV. I ONLY		24-23-0	.51064	130	8-2-0	255	218	204	.45542	200	30	30			
DIV. I NON-CONF.		14-23-0	.37838	196	1-2-0	217	172	214	.447	214	30	30			
<hr/>															
TOTALS	RPI 1-25	RPI 26-50		W-L RECORDS		RPI 51-100		RPI 101-150		RPI 150+					
24-23-0	0-0-0	0-3-0		OVERALL		1-7-0		3-7-0		20-6-0					
13-3-0	0-0-0	0-0-0		HOME		1-3-0		0-0-0		12-0-0					
7-6-0	0-0-0	0-1-0		AWAY		0-1-0		1-4-0		6-0-0					
4-14-0	0-0-0	0-2-0		NEUTRAL		0-3-0		2-3-0		2-6-0					
<hr/>															
14-23-0	0-0-0	0-3-0		NON-CONFERENCE		1-7-0		3-7-0		10-6-0					
9-3-0	0-0-0	0-0-0		HOME		1-3-0		0-0-0		8-0-0					
1-6-0	0-0-0	0-0-		AWAY		0-1-0		1-4-0		0-0-0					
4-14-0	0-0-0	0-2-0		NEUTRAL		0-3-0		2-3-0		2-6-0					
<hr/>															
10-0-0	0-0-0	0-0-0		CONFERENCE		0-0-0		0-0-0		10-0-0					
4-0-0	0-0-0	0-0-0		HOME		0-0-0		0-0-0		4-0-0					
6-0-0	0-0-0	0-0-0		AWAY		0-0-0		0-0-0		6-0-0					
0-0-0	0-0-0	0-0-0		NEUTRAL		0-0-0		0-0-0		0-0-0					
<hr/>															
RPI	S	Opponent	Score	RPI	S	Opponent	Score	RPI	S	Opponent	Score				
				44	A	UCF	1 5	65	N	Chattanooga	1 12	102	N	Bowling Green	6 8
				44	N	UCF	4 10	76	A	Jacksonville	0 8	106	N	Boston College	1 4
				49	N	Minnesota	0 13	82	H	North Florida	2 3	110	N	Western Mich.	0 14
								82	H	North Florida	9 1	120	N	Quinnipiac	11 2
								82	N	North Florida	5 8	123	A	Stetson	3 8
								82	N	North Florida	4 7	123	A	Stetson	0 4
								98	H	Loyola Marymount	2 11	123	A	Stetson	7 2
								98	H	Loyola Marymount	2 3	123	A	Stetson	3 11
												139	A	Fla. Atlantic	0 9
												139	N	Fla. Atlantic	12 10
												151	H	Delaware St.	6 5
												190	N	St. Bonaventure	7 9
												190	N	St. Bonaventure	0 3
												190	N	St. Bonaventure	0 3
												211	H	Providence	4 2
												211	H	Providence	13 2
												211	N	Providence	6 1
												211	N	Providence	2 3
												213	N	Saint Francis (PA)	1 3
												229	H	Towson	3 2
												229	H	Towson	1 0
												233	N	Toledo	0 8
				LAST 10 GAMES								254	N	Mt. St. Mary's	7 6
				276	A	N.C. A&T	18 4	82	H	North Florida	2 3	267	H	Hartford	6 2
				276	A	N.C. A&T	6 2	282	A	South Carolina St.	13 0	267	H	Hartford	15 0
				276	A	N.C. A&T	4 3	282	A	South Carolina St.	7 2	276	A	N.C. A&T	18 4
				44	A	UCF	1 5	282	A	South Carolina St.	4 0	276	A	N.C. A&T	6 2
				82	H	North Florida	9 1	285	H	N.C. Central	8 0				

Non-Div. I Games:

Bethune-Cookman

RPI	S	Opponent	Score	
276	A	N.C. A&T	4	3
282	A	South Carolina St.	4	0
282	A	South Carolina St.	13	0
282	A	South Carolina St.	7	2
284	H	Alcorn St.	3	0
284	H	Alcorn St.	4	2
285	H	N.C. Central	10	2
285	H	N.C. Central	8	0
285	H	N.C. Central	6	3

Bethune-Cookman

B
e
t
h
u
n
e
-
C
o
o
k
m
a
n

B
e
t
h
u
n
e
-
C
o
o
k
m
a
n

Average RPI Win:		192	WON-LOST		WINNING		LAST 10		STRENGTH OF		OPP. STRENGTH		TEAM		ADJ		CONF.		ADJ CONF.	
Average RPI Loss:		107	RECORD		PCT. RANK		GAMES		SCHEDULE		OF SCHEDULE		RPI		RPI		RPI		RPI	
DIV. I ONLY			11-30-0		.26829		255		1-9-0		94		128		207		.45443		201	
DIV. I NON-CONF.			10-17-0		.37037		204		0-1-0		150		175		194		.46532		191	
TOTALS		RPI 1-25		RPI 26-50		W-L RECORDS		RPI 51-100		RPI 101-150		RPI 150+								
11-30-0		0-2-0		1-1-0		OVERALL		0-14-0		2-7-0		8-6-0								
4-8-0		0-0-0		0-0-0		HOME		0-4-0		1-3-0		3-1-0								
1-11-0		0-1-0		0-0-0		AWAY		0-8-0		0-0-0		1-2-0								
6-11-0		0-1-0		1-1-0		NEUTRAL		0-2-0		1-4-0		4-3-0								
10-17-0		0-2-0		1-1-0		NON-CONFERENCE		0-4-0		1-4-0		8-6-0								
3-1-0		0-0-0		0-0-0		HOME		0-0-0		0-0-0		3-1-0								
1-5-0		0-1-0		0-0-		AWAY		0-2-0		0-0-0		1-2-0								
6-11-0		0-1-0		1-1-0		NEUTRAL		0-2-0		1-4-0		4-3-0								
1-13-0		0-0-0		0-0-0		CONFERENCE		0-10-0		1-3-0		0-0-0								
1-7-0		0-0-0		0-0-0		HOME		0-4-0		1-3-0		0-0-0								
0-6-0		0-0-0		0-0-0		AWAY		0-6-0		0-0-0		0-0-0								
0-0-0		0-0-0		0-0-0		NEUTRAL		0-0-0		0-0-0		0-0-0								
RPI	S	Opponent		Score		RPI	S	Opponent		Score		RPI	S	Opponent		Score				
4	A	Tennessee		0	8	39	N	Boston U.		7	3	64	A	Georgia St.		2	11			
14	N	Missouri		3	9	46	N	Troy		9	12	65	A	Chattanooga		1	6			
												69	N	Ball St.		2	7			
												75	A	S.C. Upstate		0	4			
												75	A	S.C. Upstate		3	8			
												76	A	Jacksonville		1	9			
												76	A	Jacksonville		1	5			
												80	H	Kennesaw St.		3	4			
												80	H	Kennesaw St.		0	9			
												82	A	North Florida		1	2			
												82	A	North Florida		0	1			
												89	N	Valparaiso		2	4			
												95	H	Fla. Gulf Coast		0	10			
												95	H	Fla. Gulf Coast		2	8			

Non-Div. I Games:

East Tenn. St.

Average RPI Win:	226	WON-LOST	WINNING	LAST 10	STRENGTH OF	OPP. STRENGTH	TEAM	ADJ	CONF.	ADJ CONF.				
Average RPI Loss:	102 <th>RECORD</th> <th>PCT. RANK</th> <th>GAMES</th> <th>SCHEDULE</th> <th>OF SCHEDULE</th> <th>RPI</th> <th>RPI</th> <th>RPI</th> <th>RPI</th>	RECORD	PCT. RANK	GAMES	SCHEDULE	OF SCHEDULE	RPI	RPI	RPI	RPI				
DIV. I ONLY	19-27-0	.41304	196	4-6-0	219	122	209	.45305	202	5	5			
DIV. I NON-CONF.	16-17-0	.48485	141	1-0-0	226	233	195	.46399	193	6	7			
TOTALS	RPI 1-25	RPI 26-50	W-L RECORDS	RPI 51-100	RPI 101-150	RPI 150+								
19-27-0	0-0-0	0-5-0	OVERALL	0-12-0	4-4-0	15-6-0								
1-4-0	0-0-0	0-3-0	HOME	0-0-0	0-0-0	1-1-0								
7-11-0	0-0-0	0-2-0	AWAY	0-7-0	2-1-0	5-1-0								
11-12-0	0-0-0	0-0-0	NEUTRAL	0-5-0	2-3-0	9-4-0								
16-17-0	0-0-0	0-2-0	NON-CONFERENCE	0-7-0	2-3-0	14-5-0								
0-0-0	0-0-0	0-0-0	HOME	0-0-0	0-0-0	0-0-0								
5-5-0	0-0-0	0-0-	AWAY	0-2-0	0-0-0	5-1-0								
11-12-0	0-0-0	0-0-0	NEUTRAL	0-5-0	2-3-0	9-4-0								
3-10-0	0-0-0	0-3-0	CONFERENCE	0-5-0	2-1-0	1-1-0								
1-4-0	0-0-0	0-3-0	HOME	0-0-0	0-0-0	1-1-0								
2-6-0	0-0-0	0-0-0	AWAY	0-5-0	2-1-0	0-0-0								
0-0-0	0-0-0	0-0-0	NEUTRAL	0-0-0	0-0-0	0-0-0								
RPI	S	Opponent	Score	RPI	S	Opponent	Score	RPI	S	Opponent	Score			
				26	H	DePaul	0 4	53	A	Rutgers	2 3			
				26	H	DePaul	0 4	53	A	Rutgers	0 3			
				26	H	DePaul	1 8	53	A	Rutgers	0 8			
				44	A	UCF	2 3	55	A	Pittsburgh	1 2			
				44	A	UCF	0 5	55	A	Pittsburgh	0 11			
								58	N	South Ala.	0 8			
								68	N	Illinois St.	5 6			
								71	N	Utah	1 5			
								74	N	Ohio St.	0 5			
								95	A	Fla. Gulf Coast	0 4			
								96	N	Stony Brook	3 4			
								97	A	North Carolina St.	2 9			
											108	N	Longwood	3 4
											109	N	Kent St.	0 8
											125	N	Robert Morris	0 1
											132	N	Temple	4 0
											144	A	St. John's (NY)	2 1
											144	A	St. John's (NY)	1 2
											144	A	St. John's (NY)	3 1
											150	N	Lehigh	4 3
											198	A	Elon	0 8
											211	H	Providence	2 0
											211	H	Providence	0 3
											213	N	Saint Francis (PA)	0 1
											213	N	Saint Francis (PA)	1 2
											216	A	George Washington	1 0
											218	N	Liberty	9 2
											218	N	Liberty	2 7
											221	A	Drexel	3 0
											229	A	Towson	3 1
											232	N	Sacred Heart	6 5
											233	N	Toledo	8 0
											233	N	Toledo	8 9
											254	N	Mt. St. Mary's	2 1
											262	A	UMBC	8 0
											264	N	UNC Wilmington	8 0
											271	A	George Mason	2 1
											271	N	George Mason	8 0
											280	N	Howard	8 1
LAST 10 GAMES														
				211	H	Providence	0 3	144	A	St. John's (NY)	2 1			
				211	H	Providence	2 0	55	A	Pittsburgh	0 11			
				229	A	Towson	3 1	55	A	Pittsburgh	1 2			
				144	A	St. John's (NY)	1 2	26	H	DePaul	1 8			
				144	A	St. John's (NY)	3 1	26	H	DePaul	0 4			

Non-Div. I Games:

Georgetown

RPI	S	Opponent	Score	
280	N	Howard	5	0
285	N	N.C. Central	13	5

Georgetown

G
e
o
r
g
e
t
o
w
n

G
e
o
r
g
e
t
o
w
n

Average RPI Win:	203	WON-LOST RECORD	WINNING PCT. RANK	LAST 10 GAMES	STRENGTH OF SCHEDULE	OPP. STRENGTH OF SCHEDULE	TEAM RPI	ADJ RPI	CONF. RPI	ADJ CONF. RPI	
DIV. I ONLY		20-27-0	.42553 185	4-6-0	192	205	200	.45291 203	20	20	
DIV. I NON-CONF.		13-14-0	.48148 145	0-1-0	142	205	151	.48979 149	17	17	
<hr/>											
TOTALS	RPI 1-25	RPI 26-50		W-L RECORDS	RPI 51-100		RPI 101-150		RPI 150+		
20-27-0	0-0-0	0-3-0		OVERALL	1-5-0		4-12-0		15-7-0		
9-7-0	0-0-0	0-0-0		HOME	0-0-0		2-3-0		7-4-0		
3-10-0	0-0-0	0-1-0		AWAY	0-1-0		0-7-0		3-1-0		
8-10-0	0-0-0	0-2-0		NEUTRAL	1-4-0		2-2-0		5-2-0		
13-14-0	0-0-0	0-3-0		NON-CONFERENCE	1-5-0		2-5-0		10-1-0		
3-1-0	0-0-0	0-0-0		HOME	0-0-0		0-1-0		3-0-0		
2-5-0	0-0-0	0-0-		AWAY	0-1-0		0-3-0		2-0-0		
8-8-0	0-0-0	0-2-0		NEUTRAL	1-4-0		2-1-0		5-1-0		
7-13-0	0-0-0	0-0-0		CONFERENCE	0-0-0		2-7-0		5-6-0		
6-6-0	0-0-0	0-0-0		HOME	0-0-0		2-2-0		4-4-0		
1-5-0	0-0-0	0-0-0		AWAY	0-0-0		0-4-0		1-1-0		
0-2-0	0-0-0	0-0-0		NEUTRAL	0-0-0		0-1-0		0-1-0		
RPI	S	Opponent	Score	RPI	S	Opponent	Score	RPI	S	Opponent	Score
				36	N	Massachusetts	2 8	113	N	UT Martin	8 6
				43	N	Kansas	0 1	118	A	Colorado St.	0 8
				44	A	UCF	4 5	118	A	Colorado St.	2 6
								118	H	Colorado St.	6 10
								123	A	Stetson	0 6
								133	H	Portland St.	10 4
								133	H	Portland St.	8 10
								133	H	Portland St.	4 8
								133	H	Portland St.	4 2
								134	N	Sacramento St.	2 9
								138	N	Central Ark.	1 0
								141	A	Utah Valley	1 2
								141	A	Utah Valley	5 7
								141	A	Utah Valley	6 10
								141	A	Utah Valley	1 11
								149	N	Youngstown St.	2 3
								184	A	St. Mary's (CA)	9 1
								184	A	St. Mary's (CA)	0 4
								187	H	Weber St.	1 3
								187	H	Weber St.	13 6
								187	H	Weber St.	6 15
								187	H	Weber St.	12 4
				LAST 10 GAMES							
				235	H	Idaho St.	9 10	133	H	Portland St.	4 8
				235	H	Idaho St.	8 6	133	H	Portland St.	8 10
				235	H	Idaho St.	11 10	133	H	Portland St.	4 2
				235	H	Idaho St.	2 4	118	A	Colorado St.	2 6
				133	H	Portland St.	10 4	141	A	Utah Valley	1 11
								204	N	Bryant	10 7
								204	N	Bryant	15 2
								207	N	Akron	11 10
								229	N	Towson	1 2
								235	H	Idaho St.	8 6

Non-Div. I Games:	UC-Colo. Springs	7	4
-------------------	------------------	---	---

Northern Colo.

RPI	S	Opponent	Score	
235	H	Idaho St.	9	10
235	H	Idaho St.	11	10
235	H	Idaho St.	2	4
246	A	Southeastern La.	6	5
248	N	Santa Clara	7	8
249	N	Jackson St.	3	1
253	H	South Dakota St.	3	2
253	H	South Dakota St.	8	7
253	H	South Dakota St.	2	1
264	N	UNC Wilmington	5	1
287	A	Southern U.	13	4

Northern Colo.

N
o
r
t
h
e
r
n
C
o
l
o
.

N
o
r
t
h
e
r
n
C
o
l
o
.

Average RPI Win: 200		WON-LOST RECORD		WINNING PCT. RANK		LAST 10 GAMES		STRENGTH OF SCHEDULE		OPP. STRENGTH OF SCHEDULE		TEAM RPI		ADJ RPI		CONF. RPI		ADJ CONF. RPI	
Average RPI Loss: 154																			
DIV. I ONLY		15-21-0		.41667 193		6-4-0		188		225		205		.45236 204		23		23	
DIV. I NON-CONF.		8-16-0		.33333 221		1-2-0		175		220		223		.44029 223		26		25	
TOTALS		RPI 1-25		RPI 26-50		W-L RECORDS		RPI 51-100		RPI 101-150		RPI 150+							
15-21-0		0-0-0		1-1-0		OVERALL		1-5-0		2-5-0		11-10-0							
5-6-0		0-0-0		0-1-0		HOME		0-1-0		0-2-0		5-2-0							
6-5-0		0-0-0		1-0-0		AWAY		0-3-0		2-1-0		3-1-0							
4-10-0		0-0-0		0-0-0		NEUTRAL		1-1-0		0-2-0		3-7-0							
8-16-0		0-0-0		1-1-0		NON-CONFERENCE		1-5-0		1-2-0		5-8-0							
2-3-0		0-0-0		0-1-0		HOME		0-1-0		0-0-0		2-1-0							
2-3-0		0-0-0		1-0-		AWAY		0-3-0		1-0-0		0-0-0							
4-10-0		0-0-0		0-0-0		NEUTRAL		1-1-0		0-2-0		3-7-0							
7-5-0		0-0-0		0-0-0		CONFERENCE		0-0-0		1-3-0		6-2-0							
3-3-0		0-0-0		0-0-0		HOME		0-0-0		0-2-0		3-1-0							
4-2-0		0-0-0		0-0-0		AWAY		0-0-0		1-1-0		3-1-0							
0-0-0		0-0-0		0-0-0		NEUTRAL		0-0-0		0-0-0		0-0-0							
RPI S	Opponent	Score		RPI S	Opponent	Score		RPI S	Opponent	Score		RPI S	Opponent	Score					
				39 A	Boston U.	3	2	51 N	Purdue	2	10	104 A	Harvard	15	6				
				39 H	Boston U.	3	13	66 A	New Mexico	1	15	111 N	Coastal Caro.	0	10				
								72 H	Connecticut	4	6	125 A	Robert Morris	2	0				
								79 N	Maryland	6	4	125 A	Robert Morris	4	7				
								96 A	Stony Brook	2	3	126 H	LIU Brooklyn	3	6				
								96 A	Stony Brook	5	6	126 H	LIU Brooklyn	4	18				
												138 N	Central Ark.	3	7				
												167 N	Northern Ill.	6	7				
												185 N	Fairfield	4	12				
												191 H	Monmouth	7	4				
												191 H	Monmouth	5	4				
												203 N	Northern Colo.	2	15				
												203 N	Northern Colo.	7	10				
												211 H	Providence	9	6				
												213 A	Saint Francis (PA)	3	7				
												213 A	Saint Francis (PA)	8	7				
												219 N	Florida A&M	3	5				
												222 N	Green Bay	2	6				
												247 N	Canisius	7	3				
												251 N	Cleveland St.	3	4				
												254 H	Mt. St. Mary's	5	12				
												254 H	Mt. St. Mary's	5	2				
												261 A	Wagner	6	5				
												261 A	Wagner	6	1				
												268 H	Yale	8	9				
												268 H	Yale	12	0				
												277 N	Lafayette	3	2				
LAST 10 GAMES				LAST 10 GAMES				LAST 10 GAMES				LAST 10 GAMES							
				191 H	Monmouth	5	4	213 A	Saint Francis (PA)	3	7	261 A	Wagner	6	5				
				191 H	Monmouth	7	4	213 A	Saint Francis (PA)	8	7	261 A	Wagner	6	1				
				96 A	Stony Brook	5	6	125 A	Robert Morris	4	7	268 H	Yale	8	9				
				96 A	Stony Brook	2	3	125 A	Robert Morris	2	0	268 H	Yale	12	0				
				211 H	Providence	9	6	261 A	Wagner	6	5	277 N	Lafayette	3	2				

Non-Div. I Games:

Bryant

RPI	S	Opponent	Score	
286	N	Saint Peter's	7	3

Bryant

B
r
y
a
n
t

B
r
y
a
n
t

Average RPI Win:	185	WON-LOST	WINNING	LAST 10	STRENGTH OF	OPP. STRENGTH	TEAM	ADJ	CONF.	ADJ CONF.	
Average RPI Loss:	139	RECORD	PCT. RANK	GAMES	SCHEDULE	OF SCHEDULE	RPI	RPI	RPI	RPI	
DIV. I ONLY	20-23-0	.46512	168	6-4-0	243	146	202	.45186	205	24	22
DIV. I NON-CONF.	13-16-0	.44828	161	1-0-0	248	134	206	.45521	203	24	24
<hr/>											
TOTALS	RPI 1-25	RPI 26-50		W-L RECORDS		RPI 51-100		RPI 101-150		RPI 150+	
20-23-0	0-0-0	0-3-0		OVERALL		3-4-0		4-5-0		13-11-0	
6-4-0	0-0-0	0-1-0		HOME		2-1-0		0-0-0		4-2-0	
3-13-0	0-0-0	0-2-0		AWAY		0-1-0		0-4-0		3-6-0	
11-6-0	0-0-0	0-0-0		NEUTRAL		1-2-0		4-1-0		6-3-0	
<hr/>											
13-16-0	0-0-0	0-3-0		NON-CONFERENCE		1-3-0		4-5-0		8-5-0	
2-2-0	0-0-0	0-1-0		HOME		0-0-0		0-0-0		2-1-0	
0-8-0	0-0-0	0-0-		AWAY		0-1-0		0-4-0		0-1-0	
11-6-0	0-0-0	0-0-0		NEUTRAL		1-2-0		4-1-0		6-3-0	
<hr/>											
7-7-0	0-0-0	0-0-0		CONFERENCE		2-1-0		0-0-0		5-6-0	
4-2-0	0-0-0	0-0-0		HOME		2-1-0		0-0-0		2-1-0	
3-5-0	0-0-0	0-0-0		AWAY		0-0-0		0-0-0		3-5-0	
0-0-0	0-0-0	0-0-0		NEUTRAL		0-0-0		0-0-0		0-0-0	
<hr/>											
RPI S	Opponent	Score	RPI S	Opponent	Score	RPI S	Opponent	Score	RPI S	Opponent	Score
			44 A	UCF	0 7	59 A	FIU	4 5	105 A	Indiana	1 9
			47 H	Wisconsin	0 5	76 N	Jacksonville	0 6	105 A	Indiana	3 4
			48 A	Northwestern	2 7	76 N	Jacksonville	14 6	105 N	Indiana	4 6
						83 N	South Carolina	0 5	107 A	New Mexico St.	2 5
						89 H	Valparaiso	1 0	123 N	Stetson	5 2
						89 H	Valparaiso	3 7	124 A	Western Ill.	5 8
						89 H	Valparaiso	5 3	136 N	Central Mich.	1 0
									146 N	Penn	4 3
									148 N	Villanova	10 7
									157 A	Loyola Chicago	6 3
									157 A	Loyola Chicago	0 1
									157 A	Loyola Chicago	6 7
									167 H	Northern Ill.	6 1
									168 N	Michigan St.	3 11
									176 A	UC Riverside	1 9
									178 A	Butler	0 9
									178 A	Butler	3 4
									178 A	Butler	8 4
									184 N	St. Mary's (CA)	11 3
									211 N	Providence	8 9
									223 N	North Dakota	12 7
									228 N	UTEP	4 10
									235 N	Idaho St.	5 2
									235 N	Idaho St.	7 0
									244 H	IUPUI	2 0
									244 H	IUPUI	0 1
									248 N	Santa Clara	5 1

Non-Div. I Games:

Ill.-Chicago

RPI	S	Opponent	Score	
251	H	Cleveland St.	6	5
251	H	Cleveland St.	1	3
251	H	Cleveland St.	8	1
257	A	Detroit	6	7
257	A	Detroit	10	2
263	N	South Dakota	3	0

Ill.-Chicago

I
l
l
.
-
C
h
i
c
a
g
o

I
l
l
.
-
C
h
i
c
a
g
o

Average RPI Win:		244	WON-LOST RECORD		WINNING PCT. RANK		LAST 10 GAMES		STRENGTH OF SCHEDULE		OPP. STRENGTH OF SCHEDULE		TEAM RPI		ADJ RPI		CONF. RPI		ADJ CONF. RPI	
DIV. I ONLY			20-20-0		.5 134		4-6-0		227		254		198		.4511 206		27		27	
DIV. I NON-CONF.			9-15-0		.375 198		0-2-0		230		223		234		.42923 234		27		27	
TOTALS		RPI 1-25		RPI 26-50		W-L RECORDS		RPI 51-100		RPI 101-150		RPI 150+								
20-20-0		0-2-0		0-2-0		OVERALL		0-3-0		2-5-0		18-8-0								
7-8-0		0-2-0		0-0-0		HOME		0-2-0		1-1-0		6-3-0								
9-9-0		0-0-0		0-2-0		AWAY		0-0-0		1-3-0		8-4-0								
4-3-0		0-0-0		0-0-0		NEUTRAL		0-1-0		0-1-0		4-1-0								
9-15-0		0-2-0		0-2-0		NON-CONFERENCE		0-3-0		0-1-0		9-7-0								
1-6-0		0-2-0		0-0-0		HOME		0-2-0		0-0-0		1-2-0								
4-6-0		0-0-0		0-0-		AWAY		0-0-0		0-0-0		4-4-0								
4-3-0		0-0-0		0-0-0		NEUTRAL		0-1-0		0-1-0		4-1-0								
11-5-0		0-0-0		0-0-0		CONFERENCE		0-0-0		2-4-0		9-1-0								
6-2-0		0-0-0		0-0-0		HOME		0-0-0		1-1-0		5-1-0								
5-3-0		0-0-0		0-0-0		AWAY		0-0-0		1-3-0		4-0-0								
0-0-0		0-0-0		0-0-0		NEUTRAL		0-0-0		0-0-0		0-0-0								
RPI	S	Opponent		Score		RPI	S	Opponent		Score		RPI	S	Opponent		Score				
25	H	Syracuse		1	8	32	A	Virginia Tech		2	6	99	H	Albany (NY)		1	7			
25	H	Syracuse		1	10	32	A	Virginia Tech		4	8	99	H	Albany (NY)		6	8			
												99	N	Albany (NY)		0	1			
														Bowling Green		0	7			
														Harvard		10	8			
														Harvard		2	6			
														Penn		2	9			
														Penn		5	0			
														Penn		6	9			
														Penn		2	5			
														Delaware St.		2	8			
														Delaware St.		1	3			
														Marist		0	6			
														Akron		9	8			
														Liberty		7	0			
														Liberty		7	4			
														Colgate		2	3			
														Rider		2	0			
														Dartmouth		10	8			
														Dartmouth		4	2			
														Bucknell		9	8			
														Hartford		8	2			
														Hartford		6	3			
														Yale		8	5			
														Yale		8	6			
														Columbia		3	7			
														Columbia		5	3			
														Columbia		9	1			
														Columbia		9	7			
														Brown		11	9			

Non-Div. I Games:

Cornell

RPI	S	Opponent	Score	
270	A	Brown	8	4
271	A	George Mason	7	4
271	A	George Mason	1	0
271	A	George Mason	0	3
271	H	George Mason	0	2
271	H	George Mason	2	3

Cornell

C
o
r
n
e
l
l

C
o
r
n
e
l
l

Average RPI Win:		222	WON-LOST RECORD		WINNING PCT. RANK		LAST 10 GAMES		STRENGTH OF SCHEDULE		OPP. STRENGTH OF SCHEDULE		TEAM RPI		ADJ RPI		CONF. RPI		ADJ CONF. RPI				
DIV. I ONLY			17-26-1		.39773	206	4-6-0		176		219		206		.45088	207	12		12				
DIV. I NON-CONF.			14-15-1		.48333	143	1-1-0		221		256		196		.46251	196	13		13				
TOTALS		RPI 1-25		RPI 26-50		W-L RECORDS		RPI 51-100		RPI 101-150		RPI 150+											
17-26-1		0-1-0		0-1-0		OVERALL		0-5-0		3-10-1		14-9-0											
5-7-1		0-0-0		0-0-0		HOME		0-0-0		0-5-1		5-2-0											
3-10-0		0-0-0		0-0-0		AWAY		0-4-0		2-3-0		1-3-0											
9-9-0		0-1-0		0-1-0		NEUTRAL		0-1-0		1-2-0		8-4-0											
14-15-1		0-1-0		0-1-0		NON-CONFERENCE		0-1-0		2-5-1		12-7-0											
3-1-1		0-0-0		0-0-0		HOME		0-0-0		0-1-1		3-0-0											
2-5-0		0-0-0		0-0-		AWAY		0-0-0		1-2-0		1-3-0											
9-9-0		0-1-0		0-1-0		NEUTRAL		0-1-0		1-2-0		8-4-0											
3-11-0		0-0-0		0-0-0		CONFERENCE		0-4-0		1-5-0		2-2-0											
2-6-0		0-0-0		0-0-0		HOME		0-0-0		0-4-0		2-2-0											
1-5-0		0-0-0		0-0-0		AWAY		0-4-0		1-1-0		0-0-0											
0-0-0		0-0-0		0-0-0		NEUTRAL		0-0-0		0-0-0		0-0-0											
RPI	S	Opponent		Score		RPI	S	Opponent		Score		RPI	S	Opponent		Score							
10	N	Louisville		1	6	46	N	Troy		2	9	69	A	Ball St.		0	11						
												69	A	Ball St.		4	7						
												78	A	Miami (OH)		0	4						
												78	A	Miami (OH)		0	5						
												81	N	Marshall		1	3						
												102	H	Bowling Green		0	4						
												102	H	Bowling Green		6	7						
												110	H	Western Mich.		3	5						
												110	H	Western Mich.		2	3						
												116	N	Charleston So.		3	7						
												118	N	Colorado St.		2	3						
												121	A	Col. of Charleston		0	3						
												125	A	Robert Morris		2	8						
												125	A	Robert Morris		6	0						
												142	A	Ohio		2	0						
												142	A	Ohio		7	9						
												146	N	Penn		6	2						
												149	H	Youngstown St.		5	5						
												149	H	Youngstown St.		6	7						
												167	H	Northern Ill.		8	6						
												167	H	Northern Ill.		12	6						
												171	N	Army		0	5						
												188	N	Marist		5	3						
												195	A	Dayton		1	2						
												195	A	Dayton		1	3						
												203	N	Northern Colo.		10	11						
												206	A	Cornell		8	9						
												210	N	Indiana St.		2	3						
												233	H	Toledo		0	8						
												233	H	Toledo		7	12						
												234	N	Nicholls St.		1	5						
												236	N	Morehead St.		6	4						
LAST 10 GAMES																							
						167	H	Northern Ill.		12	6	125	A	Robert Morris		6	0	210	N	Indiana St.		2	3
						167	H	Northern Ill.		8	6	142	A	Ohio		2	0	233	H	Toledo		0	8
						110	H	Western Mich.		3	5	142	A	Ohio		7	9	233	H	Toledo		7	12
						110	H	Western Mich.		2	3	69	A	Ball St.		0	11	234	N	Nicholls St.		1	5
						125	A	Robert Morris		2	8	69	A	Ball St.		4	7	236	N	Morehead St.		6	4

Non-Div. I Games:

Akron

RPI	S	Opponent	Score	
237	N	Rider	7	3
245	N	Princeton	3	2
246	A	Southeastern La.	8	3
252	H	Niagara	12	1
252	H	Niagara	5	0
261	N	Wagner	3	0
268	N	Yale	7	0
271	H	George Mason	6	3
278	N	Holy Cross	6	0
287	N	Southern U.	13	3

A
k
r
o
n

A
k
r
o
n

Akron

[illegible]

Non-Div. I Games:

CSU Bakersfield

Average RPI Win:		202	WON-LOST		WINNING		LAST 10		STRENGTH OF		OPP. STRENGTH		TEAM		ADJ		CONF.		ADJ CONF.				
Average RPI Loss:		114	RECORD		PCT. RANK		GAMES		SCHEDULE		OF SCHEDULE		RPI		RPI		RPI		RPI				
DIV. I ONLY			13-21-0		.38235 212		2-8-0		197		144		211		.45033 209		18		17				
DIV. I NON-CONF.			10-12-0		.45455 158		0-0-0		219		153		191		.46586 189		16		16				
TOTALS		RPI 1-25		RPI 26-50		W-L RECORDS		RPI 51-100		RPI 101-150		RPI 150+											
13-21-0		0-3-0		0-3-0		OVERALL		1-5-0		1-1-0		11-9-0											
4-8-0		0-0-0		0-2-0		HOME		0-2-0		1-1-0		3-3-0											
3-11-0		0-3-0		0-1-0		AWAY		0-2-0		0-0-0		3-5-0											
6-2-0		0-0-0		0-0-0		NEUTRAL		1-1-0		0-0-0		5-1-0											
10-12-0		0-3-0		0-1-0		NON-CONFERENCE		1-3-0		0-0-0		9-5-0											
2-4-0		0-0-0		0-0-0		HOME		0-2-0		0-0-0		2-2-0											
2-6-0		0-3-0		0-0-		AWAY		0-0-0		0-0-0		2-2-0											
6-2-0		0-0-0		0-0-0		NEUTRAL		1-1-0		0-0-0		5-1-0											
3-9-0		0-0-0		0-2-0		CONFERENCE		0-2-0		1-1-0		2-4-0											
2-4-0		0-0-0		0-2-0		HOME		0-0-0		1-1-0		1-1-0											
1-5-0		0-0-0		0-0-0		AWAY		0-2-0		0-0-0		1-3-0											
0-0-0		0-0-0		0-0-0		NEUTRAL		0-0-0		0-0-0		0-0-0											
RPI	S	Opponent		Score		RPI	S	Opponent		Score		RPI	S	Opponent		Score		RPI	S	Opponent		Score	
21	A	Texas Tech		0	2	33	A	Baylor		0	11	63	N	Arkansas		4	1	115	H	A&M-Corpus Christi		2	0
21	A	Texas Tech		1	7	42	H	Texas St.		0	4	86	H	North Dakota St.		0	2	115	H	A&M-Corpus Christi		0	1
21	A	Texas Tech		1	9	42	H	Texas St.		1	2	86	H	North Dakota St.		1	3	152	A	Louisiana Tech		0	8
												93	N	Iowa		0	1	152	A	Louisiana Tech		1	2
												100	A	McNeese St.		0	4	153	A	UTSA		0	1
												100	A	McNeese St.		2	3	153	A	UTSA		1	2
																		164	H	Drake		3	2
																		164	H	Drake		2	3
																		179	N	Binghamton		3	6
																		179	N	Binghamton		6	2
																		195	N	Dayton		5	2
																		198	N	Wichita St.		6	1
																		214	N	Belmont		9	4
																		217	A	Stephen F. Austin		2	0
																		217	A	Stephen F. Austin		1	2
																		227	H	Northwestern St.		6	2
																		227	H	Northwestern St.		0	2
																		239	N	Texas Southern		9	0
																		242	A	Houston Baptist		4	1
																		242	H	Houston Baptist		4	6
																		281	H	Ark.-Pine Bluff		2	0
																		288	A	Grambling		14	0
LAST 10 GAMES																							
						153	A	UTSA		1	2	100	A	McNeese St.		0	4						
						153	A	UTSA		0	1	217	A	Stephen F. Austin		1	2						
						227	H	Northwestern St.		0	2	217	A	Stephen F. Austin		2	0						
						227	H	Northwestern St.		6	2	42	H	Texas St.		0	4						
						100	A	McNeese St.		2	3	42	H	Texas St.		1	2						

Non-Div. I Games:

Texas-Arlington

Average RPI Win:	197	WON-LOST RECORD	WINNING PCT. RANK	LAST 10 GAMES	STRENGTH OF SCHEDULE	OPP. STRENGTH OF SCHEDULE	TEAM RPI	ADJ RPI	CONF. RPI	ADJ CONF. RPI		
DIV. I ONLY		18-26-0	.40909	198	5-5-0	207	192	213	.45002	210	13	14
DIV. I NON-CONF.		13-12-0	.52	122	1-1-0	270	241	208	.45299	208	14	14
<hr/>												
TOTALS	RPI 1-25	RPI 26-50		W-L RECORDS		RPI 51-100		RPI 101-150		RPI 150+		
18-26-0	0-0-0	0-0-0		OVERALL		2-8-0		2-5-0		14-13-0		
6-15-0	0-0-0	0-0-0		HOME		1-4-0		0-1-0		5-10-0		
2-8-0	0-0-0	0-0-0		AWAY		1-4-0		0-3-0		1-1-0		
10-3-0	0-0-0	0-0-0		NEUTRAL		0-0-0		2-1-0		8-2-0		
<hr/>												
13-12-0	0-0-0	0-0-0		NON-CONFERENCE		0-2-0		2-2-0		11-8-0		
2-6-0	0-0-0	0-0-0		HOME		0-0-0		0-1-0		2-5-0		
1-3-0	0-0-0	0-0-		AWAY		0-2-0		0-0-0		1-1-0		
10-3-0	0-0-0	0-0-0		NEUTRAL		0-0-0		2-1-0		8-2-0		
<hr/>												
5-14-0	0-0-0	0-0-0		CONFERENCE		2-6-0		0-3-0		3-5-0		
4-9-0	0-0-0	0-0-0		HOME		1-4-0		0-0-0		3-5-0		
1-5-0	0-0-0	0-0-0		AWAY		1-2-0		0-3-0		0-0-0		
0-0-0	0-0-0	0-0-0		NEUTRAL		0-0-0		0-0-0		0-0-0		
<hr/>												
RPI	S	Opponent	Score	RPI	S	Opponent	Score	RPI	S	Opponent	Score	
						62 A Illinois	2 7	102 N Bowling Green			4 3	
						68 H Illinois St.	6 1	105 H Indiana			0 3	
						68 H Illinois St.	0 3	130 A Creighton			4 12	
						70 A Southern Ill.	4 2	130 A Creighton			0 9	
						70 A Southern Ill.	1 3	130 A Creighton			0 4	
						70 A Southern Ill.	0 5	146 N Penn			0 2	
						73 H UNI	1 11	150 N Lehigh			5 3	
						73 H UNI	0 7	154 N Murray St.			3 11	
						73 H UNI	5 7	161 H Bradley			2 4	
						84 A Western Ky.	2 10	161 H Bradley			2 1	
								162 H Eastern Ill.			3 0	
								164 H Drake			1 5	
								164 H Drake			2 4	
								164 H Drake			0 2	
								173 H Saint Louis			1 0	
								173 H Saint Louis			3 5	
								178 H Butler			0 6	
								178 H Butler			4 8	
								198 H Wichita St.			8 2	
								198 H Wichita St.			7 6	
								198 H Wichita St.			1 4	
								207 N Akron			3 2	
								215 H Southeast Mo. St.			6 9	
								215 H Southeast Mo. St.			0 4	
								232 N Sacred Heart			8 2	
								232 N Sacred Heart			4 0	
								236 N Morehead St.			2 8	
<hr/>												
						198 H Wichita St.	7 6	161 H Bradley			2 1	
						198 H Wichita St.	8 2	161 H Bradley			2 4	
						198 H Wichita St.	1 4	105 H Indiana			0 3	
						68 H Illinois St.	0 3	162 H Eastern Ill.			3 0	
						68 H Illinois St.	6 1	70 A Southern Ill.			1 3	
<hr/>												
				LAST 10 GAMES								

Non-Div. I Games:

Indiana St.

RPI	S	Opponent	Score	
244	A	IUPUI	6	2
244	A	IUPUI	1	2
257	N	Detroit	8	3
263	N	South Dakota	8	0
268	N	Yale	9	3
278	N	Holy Cross	9	7
278	N	Holy Cross	6	3

I
n
d
i
a
n
a
S
t
.

I
n
d
i
a
n
a
S
t
.

Indiana St.

Average RPI Win:	170	WON-LOST	WINNING	LAST 10	STRENGTH OF	OPP. STRENGTH	TEAM	ADJ	CONF.	ADJ CONF.	
Average RPI Loss:	141	RECORD	PCT. RANK	GAMES	SCHEDULE	OF SCHEDULE	RPI	RPI	RPI	RPI	
DIV. I ONLY	15-29-0	.34091	228	2-8-0	139	174	208	.44919	211	5	5
DIV. I NON-CONF.	9-19-0	.32143	228	0-3-0	188	226	231	.43227	231	6	7
TOTALS	RPI 1-25	RPI 26-50	W-L RECORDS	RPI 51-100	RPI 101-150	RPI 150+					
15-29-0	0-2-0	1-0-0	OVERALL	0-8-0	6-4-0	8-15-0					
4-8-0	0-0-0	0-0-0	HOME	0-3-0	2-1-0	2-4-0					
8-10-0	0-2-0	0-0-0	AWAY	0-1-0	4-0-0	4-7-0					
3-11-0	0-0-0	1-0-0	NEUTRAL	0-4-0	0-3-0	2-4-0					
9-19-0	0-0-0	1-0-0	NON-CONFERENCE	0-5-0	2-2-0	6-12-0					
2-2-0	0-0-0	0-0-0	HOME	0-0-0	1-0-0	1-2-0					
4-7-0	0-0-0	0-0-	AWAY	0-1-0	1-0-0	3-6-0					
3-10-0	0-0-0	1-0-0	NEUTRAL	0-4-0	0-2-0	2-4-0					
6-10-0	0-2-0	0-0-0	CONFERENCE	0-3-0	4-2-0	2-3-0					
2-6-0	0-0-0	0-0-0	HOME	0-3-0	1-1-0	1-2-0					
4-3-0	0-2-0	0-0-0	AWAY	0-0-0	3-0-0	1-1-0					
0-1-0	0-0-0	0-0-0	NEUTRAL	0-0-0	0-1-0	0-0-0					
RPI S Opponent	Score	RPI S Opponent	Score	RPI S Opponent	Score	RPI S Opponent	Score				
19 A South Fla.	0 5	49 N Minnesota	4 3	55 H Pittsburgh	2 6	104 H Harvard	3 2				
19 A South Fla.	0 5			55 H Pittsburgh	1 2	106 N Boston College	1 13				
				55 H Pittsburgh	4 5	109 N Kent St.	2 3				
				59 A FIU	0 8	139 A Fla. Atlantic	9 0				
				62 N Illinois	1 3	144 H St. John's (NY)	1 4				
				76 N Jacksonville	0 8	144 H St. John's (NY)	4 3				
				83 N South Carolina	3 11	148 A Villanova	1 0				
				84 N Western Ky.	1 5	148 A Villanova	6 3				
						148 A Villanova	5 2				
						148 N Villanova	5 7				
						160 H Seton Hall	1 8				
						160 H Seton Hall	0 2				
						160 H Seton Hall	2 1				
						185 A Fairfield	8 0				
						185 H Fairfield	3 5				
						185 H Fairfield	4 2				
						185 H Fairfield	3 5				
						194 N Iona	1 8				
						200 A Bethune-Cookman	2 4				
						200 A Bethune-Cookman	2 13				
						200 N Bethune-Cookman	3 2				
						200 N Bethune-Cookman	1 6				
						202 A Georgetown	0 2				
						202 A Georgetown	3 0				
						204 A Bryant	6 9				
						205 N Ill.-Chicago	9 8				
						219 N Florida A&M	1 5				
				LAST 10 GAMES							
				202 A Georgetown	3 0	160 H Seton Hall	0 2	202 A Georgetown	0 2		
				202 A Georgetown	0 2	160 H Seton Hall	2 1	202 A Georgetown	3 0		
				230 A Rhode Island	3 6	160 H Seton Hall	1 8	204 A Bryant	6 9		
				230 A Rhode Island	2 3	19 A South Fla.	0 5	205 N Ill.-Chicago	9 8		
				204 A Bryant	6 9	19 A South Fla.	0 5	219 N Florida A&M	1 5		

Non-Div. I Games:

Providence

RPI	S	Opponent	Score	
229	A	Towson	3	8
229	N	Towson	1	8
230	A	Rhode Island	2	3
230	A	Rhode Island	3	6
268	A	Yale	4	3
268	A	Yale	8	0

Providence

P
r
o
v
i
d
e
n
c
e

P
r
o
v
i
d
e
n
c
e

Average RPI Win: 187		WON-LOST RECORD		WINNING PCT. RANK		LAST 10 GAMES		STRENGTH OF SCHEDULE		OPP. STRENGTH OF SCHEDULE		TEAM RPI		ADJ RPI		CONF. RPI		ADJ CONF. RPI	
DIV. I ONLY		13-24-0		.35135 224		4-6-0		166		145		212		.44891 212		20		20	
DIV. I NON-CONF.		3-14-0		.17647 268		0-0-0		43		77		210		.45464 205		17		17	
TOTALS		RPI 1-25		RPI 26-50		W-L RECORDS		RPI 51-100		RPI 101-150		RPI 150+							
13-24-0		0-4-0		0-1-0		OVERALL		0-4-0		5-4-0		8-11-0							
4-2-0		0-0-0		0-0-0		HOME		0-0-0		3-1-0		1-1-0							
5-14-0		0-4-0		0-0-0		AWAY		0-2-0		1-3-0		4-5-0							
4-8-0		0-0-0		0-1-0		NEUTRAL		0-2-0		1-0-0		3-5-0							
3-14-0		0-4-0		0-1-0		NON-CONFERENCE		0-4-0		0-0-0		3-5-0							
1-1-0		0-0-0		0-0-0		HOME		0-0-0		0-0-0		1-1-0							
0-6-0		0-4-0		0-0-		AWAY		0-2-0		0-0-0		0-0-0							
2-7-0		0-0-0		0-1-0		NEUTRAL		0-2-0		0-0-0		2-4-0							
10-10-0		0-0-0		0-0-0		CONFERENCE		0-0-0		5-4-0		5-6-0							
3-1-0		0-0-0		0-0-0		HOME		0-0-0		3-1-0		0-0-0							
5-8-0		0-0-0		0-0-0		AWAY		0-0-0		1-3-0		4-5-0							
2-1-0		0-0-0		0-0-0		NEUTRAL		0-0-0		1-0-0		1-1-0							
RPI	S	Opponent		Score		RPI	S	Opponent		Score		RPI	S	Opponent		Score			
13	A	Washington		0 8		26	N	DePaul		0 7		133	A	Portland St.		3 5			
13	A	Washington		0 4								133	A	Portland St.		1 0			
18	A	Hawaii		2 6								133	A	Portland St.		0 3			
18	A	Hawaii		0 21								133	A	Portland St.		0 2			
												134	N	Sacramento St.		5 4			
												141	H	Utah Valley		2 0			
												141	H	Utah Valley		7 6			
												141	H	Utah Valley		11 2			
												141	H	Utah Valley		1 2			
												153	N	UTSA		6 1			
												153	N	UTSA		3 8			
												163	N	UMKC		0 1			
												163	N	UMKC		2 3			
												184	A	St. Mary's (CA)		2 8			
												187	A	Weber St.		19 0			
												187	A	Weber St.		6 10			
												187	A	Weber St.		2 8			
												187	A	Weber St.		4 5			
												223	H	North Dakota		11 4			
												223	H	North Dakota		4 5			
												223	N	North Dakota		2 1			
												223	N	North Dakota		6 7			
												235	A	Idaho St.		5 3			
												235	A	Idaho St.		4 0			
												235	A	Idaho St.		5 3			
												235	A	Idaho St.		2 4			
												248	N	Santa Clara		3 2			
LAST 10 GAMES																			
133 A Portland St.						0 2						141 H Utah Valley 1 2							
133 A Portland St.						0 3						141 H Utah Valley 11 2							
133 A Portland St.						1 0						141 H Utah Valley 2 0							
133 A Portland St.						3 5						187 A Weber St. 6 10							
141 H Utah Valley						7 6						187 A Weber St. 2 8							

Non-Div. I Games: British Columbia 12 1 British Columbia 8 0

Seattle

Seattle

Through Games Of Through April 23, 2012

RPI	S	Opponent	Score
248	N	Santa Clara	2 3

Seattle

S
e
a
t
t
l
e

S
e
a
t
t
l
e

[illegible]

Non-Div. I Games:

Saint Francis (PA)

RPI	S	Opponent	Score	
254	H	Mt. St. Mary's	3	5
254	H	Mt. St. Mary's	11	2
258	A	Coppin St.	6	3
261	A	Wagner	8	4
261	A	Wagner	3	7
262	A	UMBC	7	1
266	H	Bucknell	6	0
266	H	Bucknell	9	1
268	N	Yale	6	3
268	N	Yale	3	4
278	N	Holy Cross	6	0
280	N	Howard	4	3

Saint Francis (PA)
(
P
A
)

S
a
i
n
t
F
r
a
n
c
i
s
(
P
A
)

S
a
i
n
t
F
r
a
n
c
i
s
(
P
A
)

Average RPI Win: 180		WON-LOST	WINNING	LAST 10	STRENGTH OF		OPP. STRENGTH	TEAM	ADJ		CONF.	ADJ CONF.
Average RPI Loss: 102		RECORD	PCT. RANK	GAMES	SCHEDULE		OF SCHEDULE	RPI	RPI		RPI	RPI
DIV. I ONLY		11-32-0	.25581	260	3-7-0		97	134	218		.44654	214
DIV. I NON-CONF.		6-23-0	.2069	262	1-2-0		157	183	248		.41925	245
TOTALS		RPI 1-25	RPI 26-50		W-L RECORDS		RPI 51-100		RPI 101-150		RPI 150+	
11-32-0		0-0-0	0-3-0		OVERALL		1-21-0		4-1-0		6-7-0	
6-9-0		0-0-0	0-1-0		HOME		0-7-0		2-0-0		4-1-0	
3-9-0		0-0-0	0-0-0		AWAY		1-8-0		2-1-0		0-0-0	
2-14-0		0-0-0	0-2-0		NEUTRAL		0-6-0		0-0-0		2-6-0	
6-23-0		0-0-0	0-3-0		NON-CONFERENCE		0-12-0		0-1-0		6-7-0	
4-5-0		0-0-0	0-1-0		HOME		0-3-0		0-0-0		4-1-0	
0-4-0		0-0-0	0-0-		AWAY		0-3-0		0-1-0		0-0-0	
2-14-0		0-0-0	0-2-0		NEUTRAL		0-6-0		0-0-0		2-6-0	
5-9-0		0-0-0	0-0-0		CONFERENCE		1-9-0		4-0-0		0-0-0	
2-4-0		0-0-0	0-0-0		HOME		0-4-0		2-0-0		0-0-0	
3-5-0		0-0-0	0-0-0		AWAY		1-5-0		2-0-0		0-0-0	
0-0-0		0-0-0	0-0-0		NEUTRAL		0-0-0		0-0-0		0-0-0	
RPI S	Opponent	Score	RPI S	Opponent	Score	RPI S	Opponent	Score	RPI S	Opponent	Score	
			33 H	Baylor	5 10	51 N	Purdue	1 10	113 A	UT Martin	1 3	
			46 N	Troy	0 8	63 H	Arkansas	3 16	119 A	Mercer	4 3	
			46 N	Troy	2 10	65 N	Chattanooga	2 10	119 A	Mercer	7 6	
						67 H	Lipscomb	0 9	123 H	Stetson	2 1	
						67 H	Lipscomb	0 1	123 H	Stetson	6 2	
						69 N	Ball St.	3 14	154 N	Murray St.	0 10	
						74 N	Ohio St.	3 15	155 N	Mississippi Val.	7 3	
						76 A	Jacksonville	2 4	155 N	Mississippi Val.	1 8	
						76 A	Jacksonville	4 3	156 N	Tennessee Tech	6 5	
						80 A	Kennesaw St.	0 9	190 N	St. Bonaventure	1 7	
						80 A	Kennesaw St.	0 8	195 N	Dayton	3 11	
						81 H	Marshall	7 11	198 N	Wichita St.	2 7	
						82 A	North Florida	0 8	209 N	Texas-Arlington	4 9	
						82 A	North Florida	4 5	255 H	Tennessee St.	9 4	
						84 H	Western Ky.	0 3	255 H	Tennessee St.	3 4	
						89 N	Valparaiso	2 4	283 H	Alabama A&M	3 2	
						93 N	Iowa	0 8	283 H	Alabama A&M	11 0	
						94 A	Ole Miss	0 6	283 H	Alabama A&M	6 3	
						94 A	Ole Miss	0 5				
						94 A	Ole Miss	1 9				
LAST 10 GAMES												
			80 A	Kennesaw St.	0 9							
			80 A	Kennesaw St.	0 8							
			119 A	Mercer	7 6							
			119 A	Mercer	4 3							
			255 H	Tennessee St.	3 4							

Non-Div. I Games:

Belmont

255	H	Tennessee St.	9	4
67	H	Lipscomb	0	9
67	H	Lipscomb	0	1
84	H	Western Ky.	0	3
95	H	Fla. Gulf Coast	6	12

Average RPI Win:	209	WON-LOST RECORD	WINNING PCT. RANK	LAST 10 GAMES	STRENGTH OF SCHEDULE	OPP. STRENGTH OF SCHEDULE	TEAM RPI	ADJ RPI	CONF. RPI	ADJ CONF. RPI	
DIV. I ONLY		22-25-0	.46809 166	8-2-0	250	211	215	.44474 215	22	21	
DIV. I NON-CONF.		9-12-0	.42857 168	2-0-0	260	219	227	.43541 228	21	21	
<hr/>											
TOTALS	RPI 1-25	RPI 26-50	W-L RECORDS		RPI 51-100	RPI 101-150		RPI 150+			
22-25-0	0-1-0	0-0-0	OVERALL		0-2-0	4-9-0		18-13-0			
10-7-0	0-0-0	0-0-0	HOME		0-1-0	3-3-0		7-3-0			
8-10-0	0-0-0	0-0-0	AWAY		0-0-0	0-3-0		8-7-0			
4-8-0	0-1-0	0-0-0	NEUTRAL		0-1-0	1-3-0		3-3-0			
<hr/>											
9-12-0	0-1-0	0-0-0	NON-CONFERENCE		0-2-0	3-4-0		6-5-0			
2-1-0	0-0-0	0-0-0	HOME		0-1-0	2-0-0		0-0-0			
3-3-0	0-0-0	0-0-	AWAY		0-0-0	0-1-0		3-2-0			
4-8-0	0-1-0	0-0-0	NEUTRAL		0-1-0	1-3-0		3-3-0			
<hr/>											
13-13-0	0-0-0	0-0-0	CONFERENCE		0-0-0	1-5-0		12-8-0			
8-6-0	0-0-0	0-0-0	HOME		0-0-0	1-3-0		7-3-0			
5-7-0	0-0-0	0-0-0	AWAY		0-0-0	0-2-0		5-5-0			
0-0-0	0-0-0	0-0-0	NEUTRAL		0-0-0	0-0-0		0-0-0			
<hr/>											
RPI S	Opponent	Score	RPI S	Opponent	Score	RPI S	Opponent	Score	RPI S	Opponent	Score
14 N	Missouri	0 9				73 H	UNI	1 2	113 A	UT Martin	1 2
						78 N	Miami (OH)	2 6	113 A	UT Martin	4 5
									113 H	UT Martin	2 3
									124 N	Western Ill.	4 12
									127 H	Jacksonville St.	1 2
									127 H	Jacksonville St.	3 1
									127 H	Jacksonville St.	8 9
									129 N	Missouri St.	1 4
									129 N	Missouri St.	4 5
									143 H	Middle Tenn.	10 3
									143 H	Middle Tenn.	8 2
									145 N	La.-Monroe	8 4
									147 A	Memphis	0 1
									156 A	Tennessee Tech	1 6
									156 A	Tennessee Tech	6 2
									156 A	Tennessee Tech	2 3
									159 H	SIU Edwardsville	9 8
									159 H	SIU Edwardsville	4 1
									162 A	Eastern Ill.	0 1
									162 H	Eastern Ill.	3 5
									162 H	Eastern Ill.	2 3
			LAST 10 GAMES						163 N	UMKC	2 5
			255 H	Tennessee St.	6 2	231 A	Austin Peay	7 3	169 A	Eastern Ky.	2 4
			255 H	Tennessee St.	12 4	231 A	Austin Peay	5 4	169 A	Eastern Ky.	7 5
			255 H	Tennessee St.	2 0	143 H	Middle Tenn.	10 3	169 A	Eastern Ky.	2 3
			162 A	Eastern Ill.	0 1	143 H	Middle Tenn.	8 2	173 N	Saint Louis	4 5
			231 A	Austin Peay	6 2	127 H	Jacksonville St.	1 2	210 A	Indiana St.	4 0

Non-Div. I Games:

Southeast Mo. St.

RPI	S	Opponent	Score	
210	A	Indiana St.	9	6
227	N	Northwestern St.	3	1
231	A	Austin Peay	5	4
231	A	Austin Peay	6	2
231	A	Austin Peay	7	3
236	H	Morehead St.	11	10
236	H	Morehead St.	9	5
236	H	Morehead St.	1	3
244	N	IUPUI	0	5
249	A	Jackson St.	1	11
250	A	Evansville	4	5
250	A	Evansville	6	1
255	H	Tennessee St.	12	4
255	H	Tennessee St.	6	2
255	H	Tennessee St.	2	0
288	N	Grambling	15	8
288	N	Grambling	21	3

Southeast Mo. St.

S
o
u
t
h
e
a
s
t
M
o
.
S
t
.

S
o
u
t
h
e
a
s
t
M
o
.
S
t
.

Average RPI Win: 219		WON-LOST RECORD		WINNING PCT. RANK		LAST 10 GAMES		STRENGTH OF SCHEDULE		OPP. STRENGTH OF SCHEDULE		TEAM RPI		ADJ RPI		CONF. RPI		ADJ CONF. RPI	
DIV. I ONLY		18-27-0		.4 204		7-3-0		190		217		214		.44465 216		19		19	
DIV. I NON-CONF.		10-18-0		.35714 213		1-0-0		218		249		236		.42786 236		18		19	
TOTALS		RPI 1-25		RPI 26-50		W-L RECORDS		RPI 51-100		RPI 101-150		RPI 150+							
18-27-0		0-0-0		0-3-0		OVERALL		0-8-0		3-3-0		15-13-0							
11-11-0		0-0-0		0-2-0		HOME		0-2-0		1-2-0		10-5-0							
6-6-0		0-0-0		0-1-0		AWAY		0-1-0		2-1-0		4-3-0							
1-10-0		0-0-0		0-0-0		NEUTRAL		0-5-0		0-0-0		1-5-0							
10-18-0		0-0-0		0-1-0		NON-CONFERENCE		0-5-0		1-1-0		9-11-0							
6-4-0		0-0-0		0-0-0		HOME		0-0-0		1-0-0		5-4-0							
3-5-0		0-0-0		0-0-		AWAY		0-1-0		0-1-0		3-2-0							
1-9-0		0-0-0		0-0-0		NEUTRAL		0-4-0		0-0-0		1-5-0							
8-9-0		0-0-0		0-2-0		CONFERENCE		0-3-0		2-2-0		6-2-0							
5-7-0		0-0-0		0-2-0		HOME		0-2-0		0-2-0		5-1-0							
3-1-0		0-0-0		0-0-0		AWAY		0-0-0		2-0-0		1-1-0							
0-1-0		0-0-0		0-0-0		NEUTRAL		0-1-0		0-0-0		0-0-0							
RPI	S	Opponent	Score	RPI	S	Opponent	Score	RPI	S	Opponent	Score	RPI	S	Opponent	Score				
				30	A	Auburn	0 3	55	N	Pittsburgh	5 8	111	A	Coastal Caro.	4 7				
				36	H	Massachusetts	0 2	55	N	Pittsburgh	7 9	125	H	Robert Morris	2 1				
				36	H	Massachusetts	0 8	56	N	Ga. Southern	1 11	132	A	Temple	11 7				
								81	N	Marshall	2 4	132	A	Temple	4 2				
								83	A	South Carolina	2 4	140	H	Charlotte	3 4				
								85	H	Fordham	1 5	140	H	Charlotte	2 4				
								85	H	Fordham	1 2	152	N	Louisiana Tech	2 4				
								85	N	Fordham	0 4	171	H	Army	4 5				
												175	N	Appalachian St.	2 8				
												180	A	Saint Joseph's	12 4				
												180	A	Saint Joseph's	1 6				
												182	A	James Madison	4 5				
												182	A	James Madison	4 2				
												189	H	Buffalo	5 6				
												195	H	Dayton	5 6				
												195	H	Dayton	4 0				
												198	N	Elon	1 4				
												202	H	Georgetown	0 1				
												221	H	Drexel	0 3				
												229	H	Towson	6 5				
												230	H	Rhode Island	3 2				
												230	H	Rhode Island	5 1				
												238	N	Presbyterian	5 0				
												240	A	Siena	1 0				
												250	N	Evansville	6 11				
												254	H	Mt. St. Mary's	5 4				
												254	H	Mt. St. Mary's	3 0				
LAST 10 GAMES																			
				195	H	Dayton	4 0	36	H	Massachusetts	0 8	238	N	Presbyterian	5 0				
				195	H	Dayton	5 6	230	H	Rhode Island	3 2	240	A	Siena	1 0				
				265	H	La Salle	5 1	230	H	Rhode Island	5 1	250	N	Evansville	6 11				
				265	H	La Salle	4 1	271	A	George Mason	7 5	254	H	Mt. St. Mary's	5 4				
				36	H	Massachusetts	0 2	180	A	Saint Joseph's	12 4	254	H	Mt. St. Mary's	3 0				

Non-Div. I Games:

George Washington

RPI	S	Opponent	Score	
260	H	Hampton	3	2
260	H	Hampton	5	0
262	A	UMBC	4	7
265	H	La Salle	4	1
265	H	La Salle	5	1
271	A	George Mason	7	5
271	N	George Mason	4	5

George Washington

G
e
o
r
g
e
W
a
s
h
i
n
g
t
o
n

G
e
o
r
g
e
W
a
s
h
i
n
g
t
o
n

Average RPI Win: 184		WON-LOST	WINNING	LAST 10	STRENGTH OF		OPP. STRENGTH	TEAM	ADJ	CONF.	ADJ CONF.
Average RPI Loss: 107		RECORD	PCT. RANK	GAMES	SCHEDULE		OF SCHEDULE	RPI	RPI	RPI	RPI
DIV. I ONLY		13-30-0	.30233	240	4-6-0		146	104	223	.44404	217
DIV. I NON-CONF.		7-18-0	.28	241	2-1-0		162	63	212	.44973	212
TOTALS		RPI 1-25	RPI 26-50		W-L RECORDS		RPI 51-100		RPI 101-150		RPI 150+
13-30-0		0-3-0	0-7-0		OVERALL		2-3-0		2-10-0		9-7-0
4-6-0		0-0-0	0-0-0		HOME		2-0-0		0-3-0		2-3-0
2-15-0		0-2-0	0-5-0		AWAY		0-0-0		0-6-0		2-2-0
7-9-0		0-1-0	0-2-0		NEUTRAL		0-3-0		2-1-0		5-2-0
7-18-0		0-3-0	0-5-0		NON-CONFERENCE		0-3-0		1-4-0		6-3-0
0-2-0		0-0-0	0-0-0		HOME		0-0-0		0-1-0		0-1-0
2-7-0		0-2-0	0-0-		AWAY		0-0-0		0-2-0		2-0-0
5-9-0		0-1-0	0-2-0		NEUTRAL		0-3-0		1-1-0		4-2-0
6-12-0		0-0-0	0-2-0		CONFERENCE		2-0-0		1-6-0		3-4-0
4-4-0		0-0-0	0-0-0		HOME		2-0-0		0-2-0		2-2-0
0-8-0		0-0-0	0-2-0		AWAY		0-0-0		0-4-0		0-2-0
2-0-0		0-0-0	0-0-0		NEUTRAL		0-0-0		1-0-0		1-0-0
RPI S	Opponent	Score	RPI S	Opponent	Score	RPI S	Opponent	Score	RPI S	Opponent	Score
12 A	La.-Lafayette	3 14	33 A	Baylor	3 6	54 N	Nebraska	0 9	103 N	North Texas	1 3
17 A	Florida St.	3 4	33 A	Baylor	1 8	94 N	Ole Miss	0 9	107 A	New Mexico St.	0 12
21 N	Texas Tech	1 2	33 A	Baylor	1 5	94 N	Ole Miss	3 11	115 A	A&M-Corpus Christi	2 4
			42 A	Texas St.	0 4	100 H	McNeese St.	9 8	115 A	A&M-Corpus Christi	0 1
			42 A	Texas St.	0 1	100 H	McNeese St.	4 1	115 N	A&M-Corpus Christi	7 6
			45 N	Kentucky	1 8				117 A	Sam Houston St.	2 5
			45 N	Kentucky	2 10				117 A	Sam Houston St.	2 5
									118 N	Colorado St.	9 4
									138 H	Central Ark.	0 1
									138 H	Central Ark.	0 6
									145 A	La.-Monroe	4 5
									145 H	La.-Monroe	1 3
									152 H	Louisiana Tech	5 6
									156 N	Tennessee Tech	3 2
									156 N	Tennessee Tech	2 3
									187 N	Weber St.	5 13
									187 N	Weber St.	6 4
									209 H	Texas-Arlington	0 2
									209 H	Texas-Arlington	2 1
									227 A	Northwestern St.	0 3
									227 A	Northwestern St.	0 8
									228 N	UTEP	8 6
									228 N	UTEP	4 1
									234 H	Nicholls St.	0 1
									234 H	Nicholls St.	2 0
									234 N	Nicholls St.	2 1
									242 A	Houston Baptist	3 0
									242 A	Houston Baptist	3 1
									227 A	Northwestern St.	0 8
									242 A	Houston Baptist	3 0

Non-Div. I Games:

Stephen F. Austin

RPI	S	Opponent	Score	
242	A	Houston Baptist	3	1

Stephen F. Austin

S
t
e
p
h
e
n
F
.
A
u
s
t
i
n

S
t
e
p
h
e
n
F
.
A
u
s
t
i
n

RPI	S	Opponent	Score	
238	A	Presbyterian	3	4
256	N	Savannah St.	8	6
256	N	Savannah St.	7	1
260	A	Hampton	9	6
260	A	Hampton	3	5
265	N	La Salle	10	1
276	H	N.C. A&T	13	5
276	H	N.C. A&T	9	8
285	N	N.C. Central	14	5

Liberty

L
i
b
e
r
t
y

L
i
b
e
r
t
y

Average RPI Win: 225		WON-LOST	WINNING	LAST 10	STRENGTH OF		OPP. STRENGTH	TEAM	ADJ		CONF.	ADJ CONF.
Average RPI Loss: 112		RECORD	PCT. RANK	GAMES	SCHEDULE		OF SCHEDULE	RPI	RPI		RPI	RPI
DIV. I ONLY		18-27-0	.4	204	194		190	210	.44366		219	30
DIV. I NON-CONF.		14-23-0	.37838	196	144		143	187	.47081		179	30
TOTALS		RPI 1-25	RPI 26-50		W-L RECORDS		RPI 51-100		RPI 101-150		RPI 150+	
18-27-0		0-2-0	0-5-0		OVERALL		3-8-0		1-6-0		14-6-0	
3-8-0		0-1-0	0-1-0		HOME		2-2-0		0-2-0		1-2-0	
3-5-0		0-1-0	0-0-0		AWAY		0-1-0		0-1-0		3-2-0	
12-14-0		0-0-0	0-4-0		NEUTRAL		1-5-0		1-3-0		10-2-0	
14-23-0		0-2-0	0-5-0		NON-CONFERENCE		3-8-0		1-6-0		10-2-0	
2-6-0		0-1-0	0-1-0		HOME		2-2-0		0-2-0		0-0-0	
0-3-0		0-1-0	0-0-		AWAY		0-1-0		0-1-0		0-0-0	
12-14-0		0-0-0	0-4-0		NEUTRAL		1-5-0		1-3-0		10-2-0	
4-4-0		0-0-0	0-0-0		CONFERENCE		0-0-0		0-0-0		4-4-0	
1-2-0		0-0-0	0-0-0		HOME		0-0-0		0-0-0		1-2-0	
3-2-0		0-0-0	0-0-0		AWAY		0-0-0		0-0-0		3-2-0	
0-0-0		0-0-0	0-0-0		NEUTRAL		0-0-0		0-0-0		0-0-0	
RPI S	Opponent	Score	RPI S	Opponent	Score	RPI S	Opponent	Score	RPI S	Opponent	Score	
17 A	Florida St.	3 5	30 N	Auburn	0 9	59 N	FIU	1 5	111 N	Coastal Caro.	0 3	
17 H	Florida St.	1 10	35 N	Tulsa	6 11	65 N	Chattanooga	3 5	119 H	Mercer	1 10	
			39 N	Boston U.	2 3	74 N	Ohio St.	1 7	119 H	Mercer	3 4	
			44 N	UCF	1 9	76 A	Jacksonville	0 4	126 N	LIU Brooklyn	1 3	
			46 H	Troy	2 4	79 N	Maryland	9 0	139 A	Fla. Atlantic	2 3	
						82 H	North Florida	2 8	139 N	Fla. Atlantic	6 3	
						82 H	North Florida	2 1	150 N	Lehigh	1 6	
						82 N	North Florida	8 12	155 N	Mississippi Val.	0 8	
						95 H	Fla. Gulf Coast	5 3	192 N	Western Caro.	4 5	
						95 H	Fla. Gulf Coast	1 4	204 N	Bryant	5 3	
						98 N	Loyola Marymount	0 9	211 N	Providence	5 1	
									232 N	Sacred Heart	5 1	
									256 A	Savannah St.	3 2	
									256 A	Savannah St.	4 6	
									256 A	Savannah St.	0 2	
									257 N	Detroit	8 0	
									259 N	Dartmouth	2 1	
									268 N	Yale	12 3	
									276 H	N.C. A&T	5 9	
									276 H	N.C. A&T	13 0	
									276 H	N.C. A&T	3 8	
									277 N	Lafayette	5 4	
									278 N	Holy Cross	1 0	
									283 N	Alabama A&M	10 2	
									285 A	N.C. Central	4 2	
									285 A	N.C. Central	4 1	
									288 N	Grambling	11 2	
LAST 10 GAMES			LAST 10 GAMES			LAST 10 GAMES			LAST 10 GAMES			
			285 A	N.C. Central	4 2	276 H	N.C. A&T	13 0				
			285 A	N.C. Central	4 1	276 H	N.C. A&T	5 9				
			46 H	Troy	2 4	276 H	N.C. A&T	3 8				
			76 A	Jacksonville	0 4	256 A	Savannah St.	3 2				
			17 A	Florida St.	3 5	256 A	Savannah St.	4 6				

Non-Div. I Games:

Florida A&M

Average RPI Win: 202		WON-LOST	WINNING	LAST 10	STRENGTH OF		OPP. STRENGTH	TEAM	ADJ		CONF.	ADJ CONF.
Average RPI Loss: 113		RECORD	PCT. RANK	GAMES	SCHEDULE		OF SCHEDULE	RPI	RPI		RPI	RPI
DIV. I ONLY		11-34-0	.24444	265	2-8-0		102	165	227		.44284	220
DIV. I NON-CONF.		7-20-0	.25926	246	1-2-0		118	165	221		.44452	215
TOTALS		RPI 1-25	RPI 26-50		W-L RECORDS		RPI 51-100		RPI 101-150		RPI 150+	
11-34-0		0-1-0	0-4-0		OVERALL		1-10-0		1-7-0		9-12-0	
3-18-0		0-0-0	0-1-0		HOME		1-8-0		1-4-0		1-5-0	
4-12-0		0-1-0	0-3-0		AWAY		0-2-0		0-3-0		4-3-0	
4-4-0		0-0-0	0-0-0		NEUTRAL		0-0-0		0-0-0		4-4-0	
7-20-0		0-1-0	0-4-0		NON-CONFERENCE		1-4-0		1-4-0		5-7-0	
2-10-0		0-0-0	0-1-0		HOME		1-2-0		1-4-0		0-3-0	
1-6-0		0-1-0	0-0-		AWAY		0-2-0		0-0-0		1-0-0	
4-4-0		0-0-0	0-0-0		NEUTRAL		0-0-0		0-0-0		4-4-0	
4-14-0		0-0-0	0-0-0		CONFERENCE		0-6-0		0-3-0		4-5-0	
1-8-0		0-0-0	0-0-0		HOME		0-6-0		0-0-0		1-2-0	
3-6-0		0-0-0	0-0-0		AWAY		0-0-0		0-3-0		3-3-0	
0-0-0		0-0-0	0-0-0		NEUTRAL		0-0-0		0-0-0		0-0-0	
RPI S	Opponent	Score	RPI S	Opponent	Score	RPI S	Opponent	Score	RPI S	Opponent	Score	
2 A	Alabama	3 7	34 A	Mississippi St.	5 11	56 H	Ga. Southern	1 2	119 H	Mercer	2 6	
			34 H	Mississippi St.	3 6	56 H	Ga. Southern	3 6	119 H	Mercer	4 7	
			41 A	UAB	0 8	56 H	Ga. Southern	3 12	121 A	Col. of Charleston	2 6	
			41 A	UAB	4 12	58 H	South Ala.	5 3	121 A	Col. of Charleston	1 7	
						65 H	Chattanooga	5 15	121 A	Col. of Charleston	2 4	
						65 H	Chattanooga	0 14	145 H	La.-Monroe	6 7	
						65 H	Chattanooga	0 9	147 H	Memphis	4 11	
						67 A	Lipscomb	2 5	147 H	Memphis	5 0	
						80 A	Kennesaw St.	2 10	152 N	Louisiana Tech	2 8	
						84 H	Western Ky.	1 11	155 H	Mississippi Val.	4 6	
						84 H	Western Ky.	1 5	162 H	Eastern Ill.	1 4	
									162 H	Eastern Ill.	1 3	
									162 N	Eastern Ill.	4 5	
									172 H	UNC Greensboro	8 13	
									172 H	UNC Greensboro	2 1	
									172 H	UNC Greensboro	3 5	
									178 N	Butler	4 3	
									194 N	Iona	1 2	
									194 N	Iona	0 1	
									197 A	Furman	2 4	
									197 A	Furman	3 8	
									197 A	Furman	4 2	
									198 A	Elon	1 4	
									198 A	Elon	4 3	
									198 A	Elon	6 2	
									263 N	South Dakota	8 7	
									263 N	South Dakota	4 0	
LAST 10 GAMES			65 H	Chattanooga	5 15	197 A	Furman	4 2				
			65 H	Chattanooga	0 14	197 A	Furman	3 8				
			65 H	Chattanooga	0 9	41 A	UAB	0 8				
			275 A	Alabama St.	7 3	41 A	UAB	4 12				
			197 A	Furman	2 4	172 H	UNC Greensboro	8 13				

Non-Div. I Games:

Samford

RPI	S	Opponent	Score	
269	N	Columbia	13	1
275	A	Alabama St.	7	3

Samford

S
a
m
f
o
r
d

S
a
m
f
o
r
d

Average RPI Win: 237		WON-LOST	WINNING	LAST 10	STRENGTH OF		OPP. STRENGTH	TEAM	ADJ		CONF.	ADJ CONF.
Average RPI Loss: 132		RECORD	PCT. RANK	GAMES	SCHEDULE		OF SCHEDULE	RPI	RPI		RPI	RPI
DIV. I ONLY		20-22-0	.47619	154	254		214	219	.44259		25	25
DIV. I NON-CONF.		15-13-0	.53571	111	282		207	215	.44437		23	23
TOTALS		RPI 1-25	RPI 26-50		W-L RECORDS		RPI 51-100		RPI 101-150		RPI 150+	
20-22-0		0-0-0	0-3-0		OVERALL		0-8-0		0-1-0		20-10-0	
9-6-0		0-0-0	0-0-0		HOME		0-0-0		0-0-0		9-6-0	
4-11-0		0-0-0	0-3-0		AWAY		0-4-0		0-1-0		4-3-0	
7-5-0		0-0-0	0-0-0		NEUTRAL		0-4-0		0-0-0		7-1-0	
15-13-0		0-0-0	0-1-0		NON-CONFERENCE		0-5-0		0-1-0		15-6-0	
4-2-0		0-0-0	0-0-0		HOME		0-0-0		0-0-0		4-2-0	
4-6-0		0-0-0	0-0-		AWAY		0-1-0		0-1-0		4-3-0	
7-5-0		0-0-0	0-0-0		NEUTRAL		0-4-0		0-0-0		7-1-0	
5-9-0		0-0-0	0-2-0		CONFERENCE		0-3-0		0-0-0		5-4-0	
5-4-0		0-0-0	0-0-0		HOME		0-0-0		0-0-0		5-4-0	
0-5-0		0-0-0	0-2-0		AWAY		0-3-0		0-0-0		0-0-0	
0-0-0		0-0-0	0-0-0		NEUTRAL		0-0-0		0-0-0		0-0-0	
RPI S	Opponent	Score	RPI S	Opponent	Score	RPI S	Opponent	Score	RPI S	Opponent	Score	
			30 A	Auburn	0 13	60 N	Virginia	0 14	146 A	Penn	7 8	
			50 A	Hofstra	5 12	60 N	Virginia	2 5	152 N	Louisiana Tech	7 6	
			50 A	Hofstra	1 8	64 A	Georgia St.	2 3	172 A	UNC Greensboro	1 5	
						64 A	Georgia St.	0 8	180 A	Saint Joseph's	7 4	
						64 A	Georgia St.	1 6	181 A	Campbell	1 6	
						71 N	Utah	0 4	181 A	Campbell	9 6	
						71 N	Utah	2 8	182 H	James Madison	6 0	
						90 A	East Carolina	7 9	182 H	James Madison	0 4	
									182 H	James Madison	8 9	
									194 H	Iona	1 3	
									202 H	Georgetown	0 3	
									216 A	George Washington	3 0	
									229 H	Towson	0 2	
									229 H	Towson	4 3	
									229 H	Towson	2 1	
									237 A	Rider	10 5	
									237 A	Rider	0 2	
									237 N	Rider	12 0	
									237 N	Rider	7 0	
									238 N	Presbyterian	6 5	
									247 N	Canisius	1 4	
									250 N	Evansville	1 0	
									264 H	UNC Wilmington	3 1	
									264 H	UNC Wilmington	2 4	
									264 H	UNC Wilmington	12 2	
									265 H	La Salle	10 2	
									266 H	Bucknell	7 2	
LAST 10 GAMES			264 H	UNC Wilmington	12 2	64 A	Georgia St.	1 6	264 H	UNC Wilmington	3 1	
			264 H	UNC Wilmington	3 1	64 A	Georgia St.	0 8	264 H	UNC Wilmington	2 4	
			264 H	UNC Wilmington	2 4	64 A	Georgia St.	2 3	264 H	UNC Wilmington	12 2	
			194 H	Iona	1 3	180 A	Saint Joseph's	7 4	265 H	La Salle	10 2	
			146 A	Penn	7 8	265 H	La Salle	10 2	266 H	Bucknell	7 2	

Non-Div. I Games:

Drexel

RPI	S	Opponent	Score	
266	H	Bucknell	7	2
277	H	Lafayette	9	4
285	N	N.C. Central	6	5
285	N	N.C. Central	20	1

Drexel

D
r
e
x
e
l

D
r
e
x
e
l

Average RPI Win:		228	WON-LOST RECORD		WINNING PCT. RANK		LAST 10 GAMES		STRENGTH OF SCHEDULE		OPP. STRENGTH OF SCHEDULE		TEAM RPI		ADJ RPI		CONF. RPI		ADJ CONF. RPI	
DIV. I ONLY			19-19-0		.5 134		6-4-0		267		207		220		.44234 222		24		22	
DIV. I NON-CONF.			11-12-0		.47826 149		0-1-0		277		234		225		.43749 225		24		24	
TOTALS		RPI 1-25		RPI 26-50		W-L RECORDS		RPI 51-100		RPI 101-150		RPI 150+								
19-19-0		0-0-0		1-1-0		OVERALL		0-6-0		0-3-0		18-9-0								
6-3-0		0-0-0		0-0-0		HOME		0-0-0		0-0-0		6-3-0								
3-8-0		0-0-0		1-1-0		AWAY		0-3-0		0-1-0		2-3-0								
10-8-0		0-0-0		0-0-0		NEUTRAL		0-3-0		0-2-0		10-3-0								
11-12-0		0-0-0		1-1-0		NON-CONFERENCE		0-3-0		0-3-0		10-5-0								
0-0-0		0-0-0		0-0-0		HOME		0-0-0		0-0-0		0-0-0								
1-4-0		0-0-0		1-0-		AWAY		0-0-0		0-1-0		0-2-0								
10-8-0		0-0-0		0-0-0		NEUTRAL		0-3-0		0-2-0		10-3-0								
8-7-0		0-0-0		0-0-0		CONFERENCE		0-3-0		0-0-0		8-4-0								
6-3-0		0-0-0		0-0-0		HOME		0-0-0		0-0-0		6-3-0								
2-4-0		0-0-0		0-0-0		AWAY		0-3-0		0-0-0		2-1-0								
0-0-0		0-0-0		0-0-0		NEUTRAL		0-0-0		0-0-0		0-0-0								
RPI	S	Opponent		Score		RPI	S	Opponent		Score		RPI	S	Opponent		Score				
49	A	Minnesota		5 2		53	N	Rutgers		3 4		110	N	Western Mich.		0 9				
49	A	Minnesota		0 7		73	N	UNI		1 9		112	A	Iowa St.		2 3				
						85	N	Fordham		0 3		132	N	Temple		0 3				
						89	A	Valparaiso		3 4		157	H	Loyola Chicago		0 4				
						89	A	Valparaiso		0 8		157	H	Loyola Chicago		5 2				
						89	A	Valparaiso		0 17		157	H	Loyola Chicago		0 9				
												164	N	Drake		2 8				
												178	H	Butler		8 9				
												178	H	Butler		4 1				
												178	H	Butler		11 3				
												185	N	Fairfield		6 0				
												204	N	Bryant		6 2				
												223	A	North Dakota		8 10				
												223	A	North Dakota		4 7				
												225	N	Neb. Omaha		7 1				
												237	N	Rider		8 3				
												247	N	Canisius		5 7				
												251	H	Cleveland St.		2 1				
												251	H	Cleveland St.		4 1				
												251	H	Cleveland St.		5 4				
												257	A	Detroit		5 7				
												257	A	Detroit		3 2				
												257	A	Detroit		11 2				
												261	N	Wagner		3 2				
												269	N	Columbia		4 1				
												272	N	Manhattan		9 0				
												277	N	Lafayette		5 0				
LAST 10 GAMES																				
251	H	Cleveland St.		4 1		157	H	Loyola Chicago		0 9		257	A	Detroit		11 2				
251	H	Cleveland St.		2 1		178	H	Butler		11 3		261	N	Wagner		3 2				
251	H	Cleveland St.		5 4		178	H	Butler		8 9		269	N	Columbia		4 1				
157	H	Loyola Chicago		5 2		178	H	Butler		4 1		272	N	Manhattan		9 0				
157	H	Loyola Chicago		0 4		223	A	North Dakota		8 10		277	N	Lafayette		5 0				

Non-Div. I Games:

Green Bay

RPI	S	Opponent	Score	
280	N	Howard	2	3
286	N	Saint Peter's	14	7
286	N	Saint Peter's	8	3

Green Bay

G
r
e
e
n
B
a
y

G
r
e
e
n
B
a
y

Average RPI Win:		204	WON-LOST RECORD		WINNING PCT. RANK		LAST 10 GAMES		STRENGTH OF SCHEDULE		OPP. STRENGTH OF SCHEDULE		TEAM RPI		ADJ RPI		CONF. RPI		ADJ CONF. RPI				
DIV. I ONLY			16-27-0		.37209	217	6-4-0		183		188		221		.44075	223	26		26				
DIV. I NON-CONF.			13-23-0		.36111	210	6-2-0		209		170		217		.44147	220	25		26				
TOTALS		RPI 1-25		RPI 26-50		W-L RECORDS		RPI 51-100		RPI 101-150		RPI 150+											
16-27-0		0-3-0		0-1-0		OVERALL		1-5-0		2-5-0		13-13-0											
5-1-0		0-0-0		0-0-0		HOME		0-0-0		0-0-0		5-1-0											
3-9-0		0-3-0		0-0-0		AWAY		0-2-0		1-0-0		2-4-0											
8-17-0		0-0-0		0-1-0		NEUTRAL		1-3-0		1-5-0		6-8-0											
13-23-0		0-3-0		0-1-0		NON-CONFERENCE		1-5-0		2-5-0		10-9-0											
5-1-0		0-0-0		0-0-0		HOME		0-0-0		0-0-0		5-1-0											
3-7-0		0-3-0		0-0-		AWAY		0-2-0		1-0-0		2-2-0											
5-15-0		0-0-0		0-1-0		NEUTRAL		1-3-0		1-5-0		3-6-0											
3-4-0		0-0-0		0-0-0		CONFERENCE		0-0-0		0-0-0		3-4-0											
0-0-0		0-0-0		0-0-0		HOME		0-0-0		0-0-0		0-0-0											
0-2-0		0-0-0		0-0-0		AWAY		0-0-0		0-0-0		0-2-0											
3-2-0		0-0-0		0-0-0		NEUTRAL		0-0-0		0-0-0		3-2-0											
RPI	S	Opponent		Score		RPI	S	Opponent		Score		RPI	S	Opponent		Score		RPI	S	Opponent		Score	
9	A	Arizona		2	14	41	N	UAB		8	9	66	A	New Mexico		0	8	115	A	A&M-Corpus Christi		2	0
13	A	Washington		4	12							66	A	New Mexico		8	13	122	N	Southern Utah		6	1
13	A	Washington		0	4							71	N	Utah		2	18	122	N	Southern Utah		1	4
												71	N	Utah		3	4	124	N	Western Ill.		0	4
												73	N	UNI		8	4	136	N	Central Mich.		0	7
												84	N	Western Ky.		2	9	141	N	Utah Valley		3	7
																		141	N	Utah Valley		2	5
																		153	N	UTSA		4	6
																		164	N	Drake		4	3
																		168	N	Michigan St.		6	8
																		196	N	Wright St.		1	7
																		205	N	Ill.-Chicago		7	12
																		208	N	CSU Bakersfield		1	3
																		208	N	CSU Bakersfield		15	1
																		212	A	Seattle		4	11
																		212	A	Seattle		5	4
																		212	N	Seattle		1	2
																		212	N	Seattle		7	6
																		222	H	Green Bay		10	8
																		222	H	Green Bay		7	4
																		225	A	Neb. Omaha		3	8
																		225	A	Neb. Omaha		0	2
																		225	N	Neb. Omaha		6	4
																		225	N	Neb. Omaha		2	1
																		225	N	Neb. Omaha		3	0
																		242	N	Houston Baptist		2	8
																		242	N	Houston Baptist		1	2
LAST 10 GAMES																							
225	A	Neb. Omaha		3	8	222	H	Green Bay		7	4	225	N	Neb. Omaha		6	4	225	N	Neb. Omaha		2	1
225	A	Neb. Omaha		0	2	263	H	South Dakota		4	1	225	N	Neb. Omaha		3	0	242	N	Houston Baptist		2	8
263	A	South Dakota		6	5	263	H	South Dakota		1	0	242	N	Houston Baptist		2	8	242	N	Houston Baptist		1	2
263	A	South Dakota		4	5	253	H	South Dakota St.		4	3	253	H	South Dakota St.		3	5	253	H	South Dakota St.		3	5
222	H	Green Bay		10	8	253	H	South Dakota St.		3	5	253	H	South Dakota St.		3	5	253	H	South Dakota St.		3	5

Non-Div. I Games: Jamestown 9 2 Jamestown 10 0

North Dakota

RPI	S	Opponent	Score	
253	H	South Dakota St.	4	3
253	H	South Dakota St.	3	5
263	A	South Dakota	4	5
263	A	South Dakota	6	5
263	H	South Dakota	1	0
263	H	South Dakota	4	1

N
o
r
t
h
D
a
k
o
t
a

N
o
r
t
h
D
a
k
o
t
a

North Dakota

Average RPI Win:	197	WON-LOST RECORD	WINNING PCT. RANK	LAST 10 GAMES	STRENGTH OF SCHEDULE	OPP. STRENGTH OF SCHEDULE	TEAM RPI	ADJ RPI	CONF. RPI	ADJ CONF. RPI	
Average RPI Loss:	114										
DIV. I ONLY		12-26-0	.31579 238	2-8-0	159	151	225	.44014 224	10	10	
DIV. I NON-CONF.		8-13-0	.38095 193	0-2-0	229	214	228	.4364 227	10	10	
<hr/>											
TOTALS	RPI 1-25	RPI 26-50		W-L RECORDS	RPI 51-100		RPI 101-150		RPI 150+		
12-26-0	0-1-0	1-6-0		OVERALL	1-7-0		2-4-0		8-8-0		
8-12-0	0-0-0	1-5-0		HOME	1-3-0		0-2-0		6-2-0		
3-10-0	0-0-0	0-0-0		AWAY	0-3-0		1-2-0		2-5-0		
1-4-0	0-1-0	0-1-0		NEUTRAL	0-1-0		1-0-0		0-1-0		
<hr/>											
8-13-0	0-1-0	0-1-0		NON-CONFERENCE	0-3-0		1-2-0		7-6-0		
6-5-0	0-0-0	0-0-0		HOME	0-1-0		0-2-0		6-2-0		
1-4-0	0-0-0	0-0-		AWAY	0-1-0		0-0-0		1-3-0		
1-4-0	0-1-0	0-1-0		NEUTRAL	0-1-0		1-0-0		0-1-0		
<hr/>											
4-13-0	0-0-0	1-5-0		CONFERENCE	1-4-0		1-2-0		1-2-0		
2-7-0	0-0-0	1-5-0		HOME	1-2-0		0-0-0		0-0-0		
2-6-0	0-0-0	0-0-0		AWAY	0-2-0		1-2-0		1-2-0		
0-0-0	0-0-0	0-0-0		NEUTRAL	0-0-0		0-0-0		0-0-0		
<hr/>											
RPI S	Opponent	Score	RPI S	Opponent	Score	RPI S	Opponent	Score	RPI S	Opponent	Score
1 N	California	0 8	35 H	Tulsa	1 6	58 A	South Ala.	0 6	105 N	Indiana	4 1
			35 H	Tulsa	3 6	58 H	South Ala.	0 8	138 H	Central Ark.	1 7
			35 H	Tulsa	8 13	81 H	Marshall	2 6	138 H	Central Ark.	9 10
			44 H	UCF	0 6	81 H	Marshall	1 2	147 A	Memphis	0 2
			44 H	UCF	9 5	81 H	Marshall	3 2	147 A	Memphis	2 1
			44 H	UCF	0 3	90 A	East Carolina	1 2	147 A	Memphis	2 3
			48 N	Northwestern	2 7	90 A	East Carolina	1 3	152 H	Louisiana Tech	6 13
						94 N	Ole Miss	3 5	155 H	Mississippi Val.	1 6
									166 A	Cal St. Fullerton	2 4
									168 N	Michigan St.	2 3
									228 A	UTEP	13 14
									228 A	UTEP	9 8
									228 A	UTEP	12 13
									230 H	Rhode Island	12 0
									230 H	Rhode Island	5 4
									234 H	Nicholls St.	5 4
									244 H	IUPUI	4 2
									246 A	Southeastern La.	2 3
									249 A	Jackson St.	2 8
									249 A	Jackson St.	8 5
									287 H	Southern U.	10 0
									287 H	Southern U.	7 0
<hr/>											
			LAST 10 GAMES								
			90 A	East Carolina	1 3	81 H	Marshall	2 6			
			90 A	East Carolina	1 2	81 H	Marshall	1 2			
			58 A	South Ala.	0 6	147 A	Memphis	2 1			
			58 H	South Ala.	0 8	147 A	Memphis	0 2			
			81 H	Marshall	3 2	147 A	Memphis	2 3			

Non-Div. I Games:

Southern Miss.

Average RPI Win:	243	WON-LOST RECORD	WINNING PCT. RANK	LAST 10 GAMES	STRENGTH OF SCHEDULE	OPP. STRENGTH OF SCHEDULE	TEAM RPI	ADJ RPI	CONF. RPI	ADJ CONF. RPI		
DIV. I ONLY		16-14-0	.53333	118	3-2-0	268	264	217	.43969	225	26	26
DIV. I NON-CONF.		12-11-0	.52174	121	1-2-0	262	285	209	.44445	216	25	26
<hr/>												
TOTALS	RPI 1-25			RPI 26-50	W-L RECORDS		RPI 51-100		RPI 101-150		RPI 150+	
16-14-0	0-0-0			0-0-0	OVERALL		0-4-0		1-2-0		15-8-0	
3-2-0	0-0-0			0-0-0	HOME		0-1-0		0-0-0		3-1-0	
1-3-0	0-0-0			0-0-0	AWAY		0-1-0		0-1-0		1-1-0	
12-9-0	0-0-0			0-0-0	NEUTRAL		0-2-0		1-1-0		11-6-0	
12-11-0	0-0-0			0-0-0	NON-CONFERENCE		0-4-0		1-2-0		11-5-0	
1-2-0	0-0-0			0-0-0	HOME		0-1-0		0-0-0		1-1-0	
1-3-0	0-0-0			0-0-	AWAY		0-1-0		0-1-0		1-1-0	
10-6-0	0-0-0			0-0-0	NEUTRAL		0-2-0		1-1-0		9-3-0	
4-3-0	0-0-0			0-0-0	CONFERENCE		0-0-0		0-0-0		4-3-0	
2-0-0	0-0-0			0-0-0	HOME		0-0-0		0-0-0		2-0-0	
0-0-0	0-0-0			0-0-0	AWAY		0-0-0		0-0-0		0-0-0	
2-3-0	0-0-0			0-0-0	NEUTRAL		0-0-0		0-0-0		2-3-0	
RPI	S	Opponent	Score	RPI	S	Opponent	Score	RPI	S	Opponent	Score	
						54 A Nebraska	1 2			111 A Coastal Caro.	0 5	
						54 H Nebraska	0 1			141 N Utah Valley	0 1	
						73 N UNI	2 3			141 N Utah Valley	3 0	
						89 N Valparaiso	0 6			171 N Army	3 1	
										222 N Green Bay	1 7	
										223 H North Dakota	8 3	
										223 H North Dakota	2 0	
										223 N North Dakota	1 2	
										223 N North Dakota	4 6	
										223 N North Dakota	0 3	
										237 N Rider	3 0	
										237 N Rider	0 2	
										242 N Houston Baptist	3 2	
										242 N Houston Baptist	5 0	
										251 N Cleveland St.	2 4	
										256 N Savannah St.	3 1	
										259 N Dartmouth	5 0	
										261 N Wagner	10 2	
										263 H South Dakota	0 2	
										263 H South Dakota	11 0	
										266 N Bucknell	2 0	
										269 N Columbia	2 1	
										272 N Manhattan	5 0	
										275 A Alabama St.	0 4	
										275 A Alabama St.	12 4	
										286 N Saint Peter's	7 1	
Non-Div. I Games:	Sioux Falls	9 3	Neb.-Kearney	7 3	Sioux Falls	13 2	Neb.-Kearney	8 0				
	Peru St.	1 0					Neb. Omaha					

Average RPI Win: 233		WON-LOST RECORD		WINNING PCT. RANK		LAST 10 GAMES		STRENGTH OF SCHEDULE		OPP. STRENGTH OF SCHEDULE		TEAM RPI		ADJ RPI		CONF. RPI		ADJ CONF. RPI	
DIV. I ONLY		15-21-0		.41667 193		4-6-0		213		232		222		.43889 226		29		29	
DIV. I NON-CONF.		6-16-0		.27273 242		2-1-0		211		154		243		.42165 241		29		29	
TOTALS		RPI 1-25		RPI 26-50		W-L RECORDS		RPI 51-100		RPI 101-150		RPI 150+							
15-21-0		0-1-0		0-0-0		OVERALL		0-7-0		0-7-0		15-6-0							
5-4-0		0-0-0		0-0-0		HOME		0-1-0		0-1-0		5-2-0							
6-9-0		0-1-0		0-0-0		AWAY		0-2-0		0-4-0		6-2-0							
4-8-0		0-0-0		0-0-0		NEUTRAL		0-4-0		0-2-0		4-2-0							
6-16-0		0-1-0		0-0-0		NON-CONFERENCE		0-7-0		0-5-0		6-3-0							
2-3-0		0-0-0		0-0-0		HOME		0-1-0		0-1-0		2-1-0							
0-5-0		0-1-0		0-0-		AWAY		0-2-0		0-2-0		0-0-0							
4-8-0		0-0-0		0-0-0		NEUTRAL		0-4-0		0-2-0		4-2-0							
9-5-0		0-0-0		0-0-0		CONFERENCE		0-0-0		0-2-0		9-3-0							
3-1-0		0-0-0		0-0-0		HOME		0-0-0		0-0-0		3-1-0							
6-4-0		0-0-0		0-0-0		AWAY		0-0-0		0-2-0		6-2-0							
0-0-0		0-0-0		0-0-0		NEUTRAL		0-0-0		0-0-0		0-0-0							
RPI	S	Opponent		Score		RPI	S	Opponent		Score		RPI	S	Opponent		Score			
25	A	Syracuse		0 6								109	N	Kent St.		0 6			
												139	A	Fla. Atlantic		2 3			
												139	A	Fla. Atlantic		2 6			
												142	H	Ohio		3 4			
												142	N	Ohio		0 7			
												150	A	Lehigh		3 4			
												150	A	Lehigh		0 10			
												171	H	Army		4 8			
												171	H	Army		7 0			
												171	H	Army		4 1			
												171	H	Army		5 4			
												180	N	Saint Joseph's		4 9			
												194	N	Iona		2 1			
												206	H	Cornell		3 2			
												213	N	Saint Francis (PA)		1 0			
												240	H	Siena		1 8			
												240	H	Siena		4 1			
												247	N	Canisius		5 4			
												266	A	Bucknell		11 1			
												266	A	Bucknell		4 3			
												266	A	Bucknell		2 0			
												266	A	Bucknell		5 0			
												267	N	Hartford		2 3			
												267	N	Hartford		8 0			
												277	A	Lafayette		2 3			
												277	A	Lafayette		9 1			
												277	A	Lafayette		1 3			
												277	A	Lafayette		1 3			
												277	A	Lafayette		1 3			
												277	A	Lafayette		1 3			
												277	A	Lafayette		1 3			
												277	A	Lafayette		1 3			
												277	A	Lafayette		1 3			
												277	A	Lafayette		1 3			
												277	A	Lafayette		1 3			
												277	A	Lafayette		1 3			
												277	A	Lafayette		1 3			
												277	A	Lafayette		1 3			
												277	A	Lafayette		1 3			
												277	A	Lafayette		1 3			
												277	A	Lafayette		1 3			
												277	A	Lafayette		1 3			
												277	A	Lafayette		1 3			
												277	A	Lafayette		1 3			
												277	A	Lafayette		1 3			
												277	A	Lafayette		1 3			
												277	A	Lafayette		1 3			
												277	A	Lafayette		1 3			
												277	A	Lafayette		1 3			
												277	A	Lafayette		1 3			
												277	A	Lafayette		1 3			
												277	A	Lafayette		1 3			
												277	A	Lafayette		1 3			
												277	A	Lafayette		1 3			
												277	A	Lafayette		1 3			
												277	A	Lafayette		1 3			
												277	A	Lafayette		1 3			
												277	A	Lafayette		1 3			
												277	A	Lafayette		1 3			
												277	A	Lafayette		1 3			
												277	A	Lafayette		1 3			
												277	A	Lafayette		1 3			

RPI	S	Opponent	Score	
277	A	Lafayette	11	5

Colgate

C
o
l
g
a
t
e

C
o
l
g
a
t
e

Average RPI Win:	228	WON-LOST RECORD	WINNING PCT. RANK	LAST 10 GAMES	STRENGTH OF SCHEDULE	OPP. STRENGTH OF SCHEDULE	TEAM RPI	ADJ RPI	CONF. RPI	ADJ CONF. RPI					
DIV. I ONLY		18-25-0	.4186	191	5-5-0	229	223	226	.43783	227	18	17			
DIV. I NON-CONF.		12-15-0	.44444	162	1-0-0	252	245	221	.43932	224	16	16			
<hr/>															
TOTALS	RPI 1-25	RPI 26-50		W-L RECORDS		RPI 51-100		RPI 101-150		RPI 150+					
18-25-0	0-2-0	0-3-0		OVERALL		0-4-0		3-6-0		15-10-0					
7-4-0	0-0-0	0-0-0		HOME		0-2-0		2-2-0		5-0-0					
9-15-0	0-1-0	0-3-0		AWAY		0-2-0		1-4-0		8-5-0					
2-6-0	0-1-0	0-0-0		NEUTRAL		0-0-0		0-0-0		2-5-0					
12-15-0	0-2-0	0-3-0		NON-CONFERENCE		0-2-0		1-2-0		11-6-0					
4-1-0	0-0-0	0-0-0		HOME		0-0-0		1-1-0		3-0-0					
6-8-0	0-1-0	0-0-		AWAY		0-2-0		0-1-0		6-1-0					
2-6-0	0-1-0	0-0-0		NEUTRAL		0-0-0		0-0-0		2-5-0					
6-10-0	0-0-0	0-0-0		CONFERENCE		0-2-0		2-4-0		4-4-0					
3-3-0	0-0-0	0-0-0		HOME		0-2-0		1-1-0		2-0-0					
3-7-0	0-0-0	0-0-0		AWAY		0-0-0		1-3-0		2-4-0					
0-0-0	0-0-0	0-0-0		NEUTRAL		0-0-0		0-0-0		0-0-0					
RPI	S	Opponent	Score	RPI	S	Opponent	Score	RPI	S	Opponent	Score				
12	A	La.-Lafayette	0 10	33	A	Baylor	0 3	63	A	Arkansas	7 10				
24	N	North Carolina	0 1	33	A	Baylor	0 3	63	A	Arkansas	0 6				
				40	A	Houston	1 6	100	H	McNeese St.	3 7				
								100	H	McNeese St.	1 2				
										115	H	A&M-Corpus Christi	1 3		
										115	H	A&M-Corpus Christi	3 0		
										117	A	Sam Houston St.	1 9		
										117	A	Sam Houston St.	3 4		
										138	A	Central Ark.	1 6		
										138	A	Central Ark.	5 3		
										145	A	La.-Monroe	0 10		
										145	H	La.-Monroe	3 1		
										145	H	La.-Monroe	3 8		
										152	H	Louisiana Tech	3 0		
										152	N	Louisiana Tech	5 7		
										153	A	UTSA	5 6		
										153	A	UTSA	4 6		
										159	N	SIU Edwardsville	4 7		
										209	A	Texas-Arlington	2 0		
										209	A	Texas-Arlington	2 6		
										215	N	Southeast Mo. St.	1 3		
										217	H	Stephen F. Austin	3 0		
										217	H	Stephen F. Austin	8 0		
										234	A	Nicholls St.	1 0		
										234	A	Nicholls St.	1 5		
										242	A	Houston Baptist	4 3		
										242	A	Houston Baptist	3 1		
										244	N	IUPUI	4 1		
										249	A	Jackson St.	8 9		
										249	A	Jackson St.	16 6		
										249	N	Jackson St.	1 4		
LAST 10 GAMES															
				234	A	Nicholls St.	1 5	217	H	Stephen F. Austin	8 0	242	A	Houston Baptist	3 1
				234	A	Nicholls St.	1 0	217	H	Stephen F. Austin	3 0	244	N	IUPUI	4 1
				209	A	Texas-Arlington	2 0	117	A	Sam Houston St.	3 4	249	A	Jackson St.	8 9
				209	A	Texas-Arlington	2 6	117	A	Sam Houston St.	1 9	249	A	Jackson St.	16 6
				152	H	Louisiana Tech	3 0	153	A	UTSA	4 6	249	N	Jackson St.	1 4

Non-Div. I Games:

Northwestern St.




RPI	S	Opponent	Score	
255	A	Tennessee St.	8	0
255	N	Tennessee St.	1	4
287	A	Southern U.	7	2
287	A	Southern U.	8	6
287	H	Southern U.	4	0
287	H	Southern U.	10	5
288	N	Grambling	10	1

Northwestern St.

N
o
r
t
h
w
e
s
t
e
r
n
s
t
.

N
o
r
t
h
w
e
s
t
e
r
n
s
t
.

U
T
E
P

 Tie,  Loss,  Non-Conf, S Site, H Home, A Away, N Neutral Page 329

Average RPI Win: 240		WON-LOST RECORD	WINNING PCT. RANK	LAST 10 GAMES	STRENGTH OF SCHEDULE	OPP. STRENGTH OF SCHEDULE	TEAM RPI	ADJ RPI		CONF. RPI	ADJ CONF. RPI	
Average RPI Loss: 165												
DIV. I ONLY		23-23-0	.5 134	8-2-0	272	246	228	.43415	229	25	25	
DIV. I NON-CONF.		15-16-0	.48387 142	2-1-0	265	265	218	.44355	219	23	23	
<hr/>												
TOTALS		RPI 1-25		RPI 26-50		W-L RECORDS		RPI 51-100		RPI 101-150		RPI 150+
23-23-0		0-0-0		0-0-0		OVERALL		0-4-0		1-6-0		22-13-0
12-8-0		0-0-0		0-0-0		HOME		0-0-0		0-3-0		12-5-0
5-10-0		0-0-0		0-0-0		AWAY		0-3-0		0-1-0		5-6-0
6-5-0		0-0-0		0-0-0		NEUTRAL		0-1-0		1-2-0		5-2-0
15-16-0		0-0-0		0-0-0		NON-CONFERENCE		0-1-0		1-6-0		14-9-0
8-6-0		0-0-0		0-0-0		HOME		0-0-0		0-3-0		8-3-0
1-5-0		0-0-0		0-0-		AWAY		0-0-0		0-1-0		1-4-0
6-5-0		0-0-0		0-0-0		NEUTRAL		0-1-0		1-2-0		5-2-0
8-7-0		0-0-0		0-0-0		CONFERENCE		0-3-0		0-0-0		8-4-0
4-2-0		0-0-0		0-0-0		HOME		0-0-0		0-0-0		4-2-0
4-5-0		0-0-0		0-0-0		AWAY		0-3-0		0-0-0		4-2-0
0-0-0		0-0-0		0-0-0		NEUTRAL		0-0-0		0-0-0		0-0-0
RPI	S	Opponent	Score	RPI	S	Opponent	Score	RPI	S	Opponent	Score	
						64 A Georgia St.	0 4	106 N Boston College		1 6		
						64 A Georgia St.	0 4	125 N Robert Morris		2 3		
						64 A Georgia St.	1 8	140 A Charlotte		3 7		
						82 N North Florida	1 2	140 H Charlotte		4 7		
								142 N Ohio		3 2		
								148 H Villanova		3 4		
								148 H Villanova		3 4		
								160 H Seton Hall		5 9		
								160 H Seton Hall		1 0		
								167 N Northern Ill.		0 7		
								180 N Saint Joseph's		2 7		
								181 A Campbell		3 5		
								185 A Fairfield		7 5		
								185 H Fairfield		2 0		
								200 A Bethune-Cookman		0 1		
								200 A Bethune-Cookman		2 3		
								202 H Georgetown		1 3		
								203 N Northern Colo.		2 1		
								211 H Providence		8 3		
								211 N Providence		8 1		
								216 A George Washington		5 6		
								221 A Drexel		1 2		
								221 A Drexel		2 0		
								221 A Drexel		3 4		
								243 H Delaware		1 0		
								243 H Delaware		4 3		
								243 H Delaware		4 5		
LAST 10 GAMES												
						271 A George Mason	4 2	264 H UNC Wilmington		6 5		
						271 A George Mason	5 2	264 H UNC Wilmington		0 3		
						271 A George Mason	6 5	280 H Howard		10 0		
						202 H Georgetown	1 3	280 H Howard		11 1		
						264 H UNC Wilmington	2 1	221 A Drexel		2 0		

Non-Div. I Games:

Towson

RPI	S	Opponent	Score	
247	N	Canisius	7	5
262	H	UMBC	0	6
264	H	UNC Wilmington	0	3
264	H	UNC Wilmington	6	5
264	H	UNC Wilmington	2	1
269	H	Columbia	15	0
269	H	Columbia	10	0
269	H	Columbia	2	0
271	A	George Mason	4	2
271	A	George Mason	6	5
271	A	George Mason	5	2
279	N	Morgan St.	12	3
279	N	Morgan St.	7	5
280	H	Howard	11	1
280	H	Howard	10	0

Towson

T
O
W
S
O
N

T
O
W
S
O
N

Average RPI Win:	222	WON-LOST RECORD	WINNING PCT. RANK	LAST 10 GAMES	STRENGTH OF SCHEDULE	OPP. STRENGTH OF SCHEDULE	TEAM RPI	ADJ RPI	CONF. RPI	ADJ CONF. RPI						
DIV. I ONLY		18-27-1	.40217	203	2-7-1	231	222	230	.43312	230	19	19				
DIV. I NON-CONF.		16-18-0	.47059	150	2-3-0	234	237	204	.45231	210	18	19				
<hr/>																
TOTALS	RPI 1-25	RPI 26-50		W-L RECORDS		RPI 51-100		RPI 101-150		RPI 150+						
18-27-1	0-0-0	0-2-0		OVERALL		0-3-0		2-7-0		16-15-1						
9-5-1	0-0-0	0-0-0		HOME		0-0-0		1-3-0		8-2-1						
4-12-0	0-0-0	0-2-0		AWAY		0-2-0		0-0-0		4-8-0						
5-10-0	0-0-0	0-0-0		NEUTRAL		0-1-0		1-4-0		4-5-0						
<hr/>																
16-18-0	0-0-0	0-2-0		NON-CONFERENCE		0-3-0		2-5-0		14-8-0						
8-1-0	0-0-0	0-0-0		HOME		0-0-0		1-1-0		7-0-0						
3-7-0	0-0-0	0-0-		AWAY		0-2-0		0-0-0		3-3-0						
5-10-0	0-0-0	0-0-0		NEUTRAL		0-1-0		1-4-0		4-5-0						
<hr/>																
2-9-1	0-0-0	0-0-0		CONFERENCE		0-0-0		0-2-0		2-7-1						
1-4-1	0-0-0	0-0-0		HOME		0-0-0		0-2-0		1-2-1						
1-5-0	0-0-0	0-0-0		AWAY		0-0-0		0-0-0		1-5-0						
0-0-0	0-0-0	0-0-0		NEUTRAL		0-0-0		0-0-0		0-0-0						
<hr/>																
RPI	S	Opponent	Score	RPI	S	Opponent	Score	RPI	S	Opponent	Score					
	39	A	Boston U.	0	8		64	N	Georgia St.	0	4	104	H	Harvard	2	6
	39	A	Boston U.	0	8		72	A	Connecticut	0	10	104	H	Harvard	5	1
							79	A	Maryland	7	17	109	N	Kent St.	3	5
												109	N	Kent St.	0	8
												125	N	Robert Morris	4	8
												132	H	Temple	1	10
												132	H	Temple	4	7
												138	N	Central Ark.	2	10
												138	N	Central Ark.	6	5
												173	A	Saint Louis	2	4
												173	A	Saint Louis	8	3
												180	H	Saint Joseph's	1	11
												180	H	Saint Joseph's	3	3
												185	A	Fairfield	5	4
												185	A	Fairfield	3	4
												190	A	St. Bonaventure	1	3
												190	A	St. Bonaventure	5	6
												192	N	Western Caro.	0	5
												195	H	Dayton	4	2
												195	H	Dayton	1	6
												197	N	Furman	3	7
												198	N	Elon	10	2
												211	H	Providence	3	2
												211	H	Providence	6	3
												213	N	Saint Francis (PA)	2	1
												216	A	George Washington	1	5
												216	A	George Washington	2	3
<hr/>																
LAST 10 GAMES																
	180	H	Saint Joseph's	3	3	39	A	Boston U.	0	8		211	H	Providence	6	3
	180	H	Saint Joseph's	1	11			211	H	Providence	3	2				
	132	H	Temple	1	10			211	H	Providence	0	10				
	132	H	Temple	4	7			72	A	Connecticut	0	10				
	39	A	Boston U.	0	8			216	A	George Washington	2	3				

Non-Div. I Games:

Rhode Island

RPI	S	Opponent	Score	
224	A	Southern Miss.	0	12
224	A	Southern Miss.	4	5
236	N	Morehead St.	11	15
240	N	Siena	8	0
245	N	Princeton	7	4
245	N	Princeton	4	9
254	N	Mt. St. Mary's	0	8
262	A	UMBC	9	1
267	H	Hartford	6	5
268	H	Yale	7	0
268	H	Yale	5	3
270	H	Brown	2	1
270	H	Brown	10	1
278	A	Holy Cross	11	1

Average RPI Win:		202	WON-LOST	WINNING	LAST 10	STRENGTH OF		OPP. STRENGTH	TEAM	ADJ	CONF.	ADJ CONF.
Average RPI Loss:		143	RECORD	PCT. RANK	GAMES	SCHEDULE		OF SCHEDULE	RPI	RPI	RPI	RPI
DIV. I ONLY			13-27-0	.325	233	3-7-0		169	220	231	.43112	231
DIV. I NON-CONF.			6-10-0	.375	198	2-1-0		52	206	152	.48922	151
TOTALS		RPI 1-25	RPI 26-50		W-L RECORDS		RPI 51-100		RPI 101-150		RPI 150+	
13-27-0		0-1-0	0-1-0		OVERALL		0-5-0		1-5-0		12-15-0	
3-9-0		0-0-0	0-0-0		HOME		0-0-0		0-2-0		3-7-0	
7-13-0		0-1-0	0-1-0		AWAY		0-2-0		0-1-0		7-8-0	
3-5-0		0-0-0	0-0-0		NEUTRAL		0-3-0		1-2-0		2-0-0	
6-10-0		0-1-0	0-1-0		NON-CONFERENCE		0-5-0		1-2-0		5-1-0	
0-0-0		0-0-0	0-0-0		HOME		0-0-0		0-0-0		0-0-0	
3-5-0		0-1-0	0-0-		AWAY		0-2-0		0-0-0		3-1-0	
3-5-0		0-0-0	0-0-0		NEUTRAL		0-3-0		1-2-0		2-0-0	
7-17-0		0-0-0	0-0-0		CONFERENCE		0-0-0		0-3-0		7-14-0	
3-9-0		0-0-0	0-0-0		HOME		0-0-0		0-2-0		3-7-0	
4-8-0		0-0-0	0-0-0		AWAY		0-0-0		0-1-0		4-7-0	
0-0-0		0-0-0	0-0-0		NEUTRAL		0-0-0		0-0-0		0-0-0	
RPI S	Opponent	Score	RPI S	Opponent	Score	RPI S	Opponent	Score	RPI S	Opponent	Score	
5 A	Oklahoma	0 8	35 A	Tulsa	0 8	67 A	Lipscomb	0 9	103 N	North Texas	3 4	
						67 A	Lipscomb	1 10	103 N	North Texas	2 13	
						70 N	Southern Ill.	1 8	113 A	UT Martin	0 1	
						78 N	Miami (OH)	3 7	113 H	UT Martin	4 5	
						80 N	Kennesaw St.	0 9	113 H	UT Martin	3 7	
									119 N	Mercer	11 9	
									154 A	Murray St.	2 1	
									154 A	Murray St.	1 6	
									154 A	Murray St.	4 15	
									156 H	Tennessee Tech	3 5	
									156 H	Tennessee Tech	5 6	
									156 H	Tennessee Tech	1 3	
									157 N	Loyola Chicago	4 1	
									157 N	Loyola Chicago	8 1	
									159 A	SIU Edwardsville	3 4	
									159 A	SIU Edwardsville	1 6	
									159 A	SIU Edwardsville	4 2	
									169 A	Eastern Ky.	2 3	
									169 A	Eastern Ky.	8 5	
									169 A	Eastern Ky.	3 2	
									215 H	Southeast Mo. St.	2 6	
									215 H	Southeast Mo. St.	4 5	
									215 H	Southeast Mo. St.	3 7	
									236 H	Morehead St.	7 3	
									236 H	Morehead St.	2 1	
									236 H	Morehead St.	3 4	
									249 A	Jackson St.	11 0	
Non-Div. I Games:			Trevecca Nazarene	2	1	Trevecca Nazarene	8	4	Austin Peay			

RPI	S	Opponent	Score	
249	A	Jackson St.	4	6
255	A	Tennessee St.	0	5
255	A	Tennessee St.	5	6
255	H	Tennessee St.	6	0
283	A	Alabama A&M	6	3
283	A	Alabama A&M	6	0

A
u
s
t
i
n
P
e
a
y

A
u
s
t
i
n
P
e
a
y

Austin Peay

Average RPI Win:	238	WON-LOST RECORD	WINNING PCT. RANK	LAST 10 GAMES	STRENGTH OF SCHEDULE	OPP. STRENGTH OF SCHEDULE	TEAM RPI	ADJ RPI	CONF. RPI	ADJ CONF. RPI		
DIV. I ONLY		17-30-0	.3617	221	1-9-0	179	256	229	.43106	232	23	23
DIV. I NON-CONF.		10-18-0	.35714	213	1-1-0	205	274	237	.42872	235	26	25
<hr/>												
TOTALS	RPI 1-25	RPI 26-50		W-L RECORDS		RPI 51-100		RPI 101-150		RPI 150+		
17-30-0	0-0-0	0-0-0		OVERALL		0-4-0		0-14-0		17-12-0		
4-7-0	0-0-0	0-0-0		HOME		0-0-0		0-4-0		4-3-0		
8-13-0	0-0-0	0-0-0		AWAY		0-2-0		0-6-0		8-5-0		
5-10-0	0-0-0	0-0-0		NEUTRAL		0-2-0		0-4-0		5-4-0		
10-18-0	0-0-0	0-0-0		NON-CONFERENCE		0-4-0		0-6-0		10-8-0		
1-1-0	0-0-0	0-0-0		HOME		0-0-0		0-0-0		1-1-0		
4-7-0	0-0-0	0-0-		AWAY		0-2-0		0-2-0		4-3-0		
5-10-0	0-0-0	0-0-0		NEUTRAL		0-2-0		0-4-0		5-4-0		
7-12-0	0-0-0	0-0-0		CONFERENCE		0-0-0		0-8-0		7-4-0		
3-6-0	0-0-0	0-0-0		HOME		0-0-0		0-4-0		3-2-0		
4-6-0	0-0-0	0-0-0		AWAY		0-0-0		0-4-0		4-2-0		
0-0-0	0-0-0	0-0-0		NEUTRAL		0-0-0		0-0-0		0-0-0		
RPI	S	Opponent	Score	RPI	S	Opponent	Score	RPI	S	Opponent	Score	
						72 A Connecticut	4 8			111 A Coastal Caro.	0 6	
						72 A Connecticut	9 15			111 A Coastal Caro.	0 2	
						77 N IPFW	1 4			120 A Quinnipiac	7 12	
						77 N IPFW	5 10			120 A Quinnipiac	4 5	
										125 H Robert Morris	3 6	
										125 H Robert Morris	2 3	
										126 A LIU Brooklyn	1 5	
										126 A LIU Brooklyn	1 6	
										128 H Central Conn. St.	1 10	
										128 H Central Conn. St.	0 2	
										132 N Temple	2 12	
										141 N Utah Valley	0 8	
										146 N Penn	0 2	
										150 N Lehigh	0 7	
										185 A Fairfield	8 2	
										191 A Monmouth	10 6	
										191 A Monmouth	1 2	
										193 H Fairleigh Dickinson	6 3	
										193 H Fairleigh Dickinson	6 5	
										194 A Iona	1 9	
										194 A Iona	4 3	
										202 N Georgetown	5 6	
										210 N Indiana St.	0 4	
										210 N Indiana St.	2 8	
										213 H Saint Francis (PA)	1 4	
										213 H Saint Francis (PA)	1 4	
										219 N Florida A&M	1 5	

Non-Div. I Games:

Sacred Heart

RPI	S	Opponent	Score	
240	A	Siena	0	7
240	A	Siena	6	5
240	N	Siena	7	2
254	A	Mt. St. Mary's	2	1
254	A	Mt. St. Mary's	1	0
254	H	Mt. St. Mary's	12	4
257	N	Detroit	9	7
258	A	Coppin St.	3	1
261	A	Wagner	6	2
261	A	Wagner	0	5
262	A	UMBC	2	9
263	N	South Dakota	2	0
266	N	Bucknell	5	0
268	H	Yale	7	4
268	H	Yale	0	3
278	N	Holy Cross	14	0

Sacred Heart

S
a
c
r
e
d
H
e
a
r
t

S
a
c
r
e
d
H
e
a
r
t

Average RPI Win: 192		WON-LOST	WINNING	LAST 10	STRENGTH OF		OPP. STRENGTH	TEAM	ADJ	CONF.	ADJ CONF.
Average RPI Loss: 132		RECORD	PCT. RANK	GAMES	SCHEDULE		OF SCHEDULE	RPI	RPI	RPI	RPI
DIV. I ONLY		13-31-0	.29545	244	3-7-0		151	183	232	.42849	233
DIV. I NON-CONF.		8-22-0	.26667	245	1-3-0		152	208	235	.42551	237
TOTALS		RPI 1-25	RPI 26-50		W-L RECORDS		RPI 51-100		RPI 101-150		RPI 150+
13-31-0	0-1-0	0-3-0		OVERALL		1-5-0		2-13-0		10-9-0	
4-8-0	0-0-0	0-0-0		HOME		0-2-0		1-3-0		3-3-0	
3-10-0	0-1-0	0-2-0		AWAY		0-2-0		0-4-0		3-1-0	
6-13-0	0-0-0	0-1-0		NEUTRAL		1-1-0		1-6-0		4-5-0	
8-22-0	0-1-0	0-3-0		NON-CONFERENCE		1-5-0		1-6-0		6-7-0	
2-4-0	0-0-0	0-0-0		HOME		0-2-0		0-0-0		2-2-0	
0-5-0	0-1-0	0-0-		AWAY		0-2-0		0-0-0		0-0-0	
6-13-0	0-0-0	0-1-0		NEUTRAL		1-1-0		1-6-0		4-5-0	
5-9-0	0-0-0	0-0-0		CONFERENCE		0-0-0		1-7-0		4-2-0	
2-4-0	0-0-0	0-0-0		HOME		0-0-0		1-3-0		1-1-0	
3-5-0	0-0-0	0-0-0		AWAY		0-0-0		0-4-0		3-1-0	
0-0-0	0-0-0	0-0-0		NEUTRAL		0-0-0		0-0-0		0-0-0	
RPI S	Opponent	Score		RPI S	Opponent	Score		RPI S	Opponent	Score	
19 A	South Fla.	0	2	27 A	Notre Dame	0	8	61 A	Fresno St.	1	9
				27 A	Notre Dame	1	9	77 H	IPFW	0	9
				32 N	Virginia Tech	0	8	77 H	IPFW	3	7
								80 N	Kennesaw St.	7	4
								86 N	North Dakota St.	1	3
								97 A	North Carolina St.	2	4
								102 H	Bowling Green	1	3
								102 H	Bowling Green	1	7
								104 N	Harvard	1	2
								109 A	Kent St.	5	6
								109 A	Kent St.	2	4
								126 N	LIU Brooklyn	1	10
								135 N	Long Beach St.	4	2
								135 N	Long Beach St.	1	5
								136 H	Central Mich.	4	0
								136 H	Central Mich.	1	4
								138 N	Central Ark.	3	4
								142 A	Ohio	1	15
								142 A	Ohio	3	4
								148 N	Villanova	2	7
								150 N	Lehigh	1	4
								158 H	Eastern Mich.	5	6
								158 H	Eastern Mich.	8	7
								176 N	UC Riverside	3	6
								189 A	Buffalo	11	9
								189 A	Buffalo	3	14
								196 H	Wright St.	5	2
								196 H	Wright St.	4	5
								200 N	Bethune-Cookman	8	0
								202 N	Georgetown	9	8
								202 N	Georgetown	0	8
								207 A	Akron	8	0
								207 A	Akron	12	7
LAST 10 GAMES				102 H	Bowling Green	1	3	158 H	Eastern Mich.	8	7
				102 H	Bowling Green	1	7	136 H	Central Mich.	4	0
				274 H	Oakland	4	0	136 H	Central Mich.	1	4
				274 H	Oakland	3	5	77 H	IPFW	0	9
				158 H	Eastern Mich.	5	6	77 H	IPFW	3	7

Non-Div. I Games:

Toledo

RPI	S	Opponent	Score	
247	N	Canisius	1	0
253	N	South Dakota St.	7	9
253	N	South Dakota St.	3	7
253	N	South Dakota St.	3	4
260	N	Hampton	8	0
274	H	Oakland	4	0
274	H	Oakland	3	5

Toledo

T
o
l
e
d
o

T
o
l
e
d
o

[illegible]

Non-Div. I Games:	Centenary (LA)	9	1
-------------------	----------------	---	---

Nicholls St.

Average RPI Win: 172		WON-LOST	WINNING	LAST 10	STRENGTH OF		OPP. STRENGTH	TEAM	ADJ	CONF.	ADJ CONF.
Average RPI Loss: 122		RECORD	PCT. RANK	GAMES	SCHEDULE		OF SCHEDULE	RPI	RPI	RPI	RPI
DIV. I ONLY		9-33-0	.21429	275	4-6-0		140	129	245	.42666	235
DIV. I NON-CONF.		4-20-0	.16667	269	1-0-0		58	87	220	.44702	213
TOTALS		RPI 1-25	RPI 26-50		W-L RECORDS		RPI 51-100		RPI 101-150		RPI 150+
9-33-0		0-4-0	1-2-0		OVERALL		0-8-0		2-8-0		6-11-0
2-5-0		0-0-0	1-0-0		HOME		0-2-0		0-0-0		1-3-0
4-14-0		0-0-0	0-1-0		AWAY		0-1-0		1-6-0		3-6-0
3-14-0		0-4-0	0-1-0		NEUTRAL		0-5-0		1-2-0		2-2-0
4-20-0		0-4-0	1-2-0		NON-CONFERENCE		0-8-0		1-3-0		2-3-0
1-2-0		0-0-0	1-0-0		HOME		0-2-0		0-0-0		0-0-0
0-6-0		0-0-0	0-0-		AWAY		0-1-0		0-3-0		0-1-0
3-12-0		0-4-0	0-1-0		NEUTRAL		0-5-0		1-0-0		2-2-0
5-13-0		0-0-0	0-0-0		CONFERENCE		0-0-0		1-5-0		4-8-0
1-3-0		0-0-0	0-0-0		HOME		0-0-0		0-0-0		1-3-0
4-8-0		0-0-0	0-0-0		AWAY		0-0-0		1-3-0		3-5-0
0-2-0		0-0-0	0-0-0		NEUTRAL		0-0-0		0-2-0		0-0-0
RPI S	Opponent	Score	RPI S	Opponent	Score	RPI S	Opponent	Score	RPI S	Opponent	Score
13 N	Washington	2 10	37 A	BYU	2 5	54 N	Nebraska	4 12	133 A	Portland St.	3 2
18 N	Hawaii	0 14	37 H	BYU	7 4	57 H	Boise St.	6 7	133 A	Portland St.	0 7
21 N	Texas Tech	4 8	49 N	Minnesota	2 10	66 N	New Mexico	8 9	133 A	Portland St.	1 2
22 N	Oregon St.	3 16				71 H	Utah	2 10	133 A	Portland St.	0 1
						74 N	Ohio St.	2 6	134 N	Sacramento St.	0 1
						88 N	San Jose St.	4 10	134 N	Sacramento St.	2 10
						91 A	UNLV	1 7	137 A	UC Davis	0 7
						100 N	McNeese St.	2 4	137 A	UC Davis	0 5
									137 A	UC Davis	2 3
									147 N	Memphis	12 4
									161 N	Bradley	16 1
									176 A	UC Riverside	2 3
									187 A	Weber St.	10 2
									187 A	Weber St.	6 15
									187 A	Weber St.	0 8
									187 A	Weber St.	5 6
									203 A	Northern Colo.	6 8
									203 A	Northern Colo.	10 9
									203 A	Northern Colo.	10 11
									203 A	Northern Colo.	4 2
									205 N	Ill.-Chicago	0 7
									205 N	Ill.-Chicago	2 5
									212 H	Seattle	0 4
									212 H	Seattle	3 5
									212 H	Seattle	4 2
									212 H	Seattle	3 5
									263 N	South Dakota	6 4
LAST 10 GAMES			LAST 10 GAMES			LAST 10 GAMES			LAST 10 GAMES		
203 A	Northern Colo.	10 9	187 A	Weber St.	0 8	212 H	Seattle	0 4	212 H	Seattle	3 5
203 A	Northern Colo.	6 8	187 A	Weber St.	5 6	212 H	Seattle	4 2	212 H	Seattle	3 5
203 A	Northern Colo.	10 11	187 A	Weber St.	10 2	212 H	Seattle	4 2	212 H	Seattle	3 5
203 A	Northern Colo.	4 2	37 H	BYU	7 4	212 H	Seattle	3 5	212 H	Seattle	3 5
187 A	Weber St.	6 15	133 A	Portland St.	1 2	263 N	South Dakota	6 4	263 N	South Dakota	6 4

Non-Div. I Games:

Idaho St.

Average RPI Win:	190	WON-LOST RECORD	WINNING PCT. RANK	LAST 10 GAMES		STRENGTH OF SCHEDULE	OPP. STRENGTH OF SCHEDULE	TEAM RPI	ADJ RPI	CONF. RPI	ADJ CONF. RPI				
Average RPI Loss:	147														
DIV. I ONLY		12-31-0	.27907	251	1-9-0	165	210	241	.42537	236	22	21			
DIV. I NON-CONF.		7-13-0	.35	215	0-5-0	164	178	207	.45477	204	21	21			
<hr/>															
TOTALS	RPI 1-25		RPI 26-50		W-L RECORDS		RPI 51-100		RPI 101-150		RPI 150+				
12-31-0	0-0-0		0-0-0		OVERALL		0-8-0		3-4-0		9-19-0				
3-10-0	0-0-0		0-0-0		HOME		0-2-0		2-3-0		1-5-0				
5-14-0	0-0-0		0-0-0		AWAY		0-3-0		1-0-0		4-11-0				
4-7-0	0-0-0		0-0-0		NEUTRAL		0-3-0		0-1-0		4-3-0				
7-13-0	0-0-0		0-0-0		NON-CONFERENCE		0-8-0		1-1-0		6-4-0				
1-3-0	0-0-0		0-0-0		HOME		0-2-0		0-0-0		1-1-0				
2-4-0	0-0-0		0-0-		AWAY		0-3-0		1-0-0		1-1-0				
4-6-0	0-0-0		0-0-0		NEUTRAL		0-3-0		0-1-0		4-2-0				
5-18-0	0-0-0		0-0-0		CONFERENCE		0-0-0		2-3-0		3-15-0				
2-7-0	0-0-0		0-0-0		HOME		0-0-0		2-3-0		0-4-0				
3-10-0	0-0-0		0-0-0		AWAY		0-0-0		0-0-0		3-10-0				
0-1-0	0-0-0		0-0-0		NEUTRAL		0-0-0		0-0-0		0-1-0				
RPI	S	Opponent	Score	RPI	S	Opponent	Score	RPI	S	Opponent	Score	RPI	S	Opponent	Score
						64 N Georgia St.	3 5			102 N Bowling Green	3 6				
						78 H Miami (OH)	2 5			113 H UT Martin	1 5				
						78 H Miami (OH)	5 7			113 H UT Martin	1 5				
						80 N Kennesaw St.	1 2			121 A Col. of Charleston	7 2				
						81 A Marshall	4 7			127 H Jacksonville St.	4 1				
						81 A Marshall	1 10			127 H Jacksonville St.	10 2				
						81 N Marshall	4 9			127 H Jacksonville St.	4 7				
						84 A Western Ky.	1 4			154 A Murray St.	4 13				
										154 A Murray St.	3 9				
										154 A Murray St.	10 9				
										154 N Murray St.	6 7				
										159 A SIU Edwardsville	4 6				
										159 A SIU Edwardsville	7 8				
										159 A SIU Edwardsville	7 8				
										162 H Eastern Ill.	1 3				
										162 H Eastern Ill.	0 5				
										169 A Eastern Ky.	3 5				
										169 H Eastern Ky.	6 8				
										169 H Eastern Ky.	1 2				
										172 N UNC Greensboro	3 9				
										178 H Butler	1 0				
										178 H Butler	5 11				
					LAST 10 GAMES										
					113 H UT Martin	1 5				154 A Murray St.	3 9				
					113 H UT Martin	1 5				154 A Murray St.	4 13				
					81 A Marshall	4 7				78 H Miami (OH)	5 7				
					81 A Marshall	1 10				78 H Miami (OH)	2 5				
					154 A Murray St.	10 9				178 H Butler	5 11				

Non-Div. I Games:

Morehead St.

RPI	S	Opponent	Score	
215	A	Southeast Mo. St.	3	1
230	N	Rhode Island	15	11
231	A	Austin Peay	3	7
231	A	Austin Peay	1	2
231	A	Austin Peay	4	3
244	A	IUPUI	1	4
244	A	IUPUI	9	8
246	N	Southeastern La.	3	2

Morehead St.

M
o
r
e
h
e
a
d
s
t
.

M
o
r
e
h
e
a
d
s
t
.

Average RPI Win: 223		WON-LOST RECORD	WINNING PCT. RANK	LAST 10 GAMES	STRENGTH OF SCHEDULE	OPP. STRENGTH OF SCHEDULE	TEAM RPI	ADJ RPI	CONF. RPI	ADJ CONF. RPI		
Average RPI Loss: 188												
DIV. I ONLY		16-25-1	.39286	208	4-6-0	218	269	234	.42493	237	28	28
DIV. I NON-CONF.		11-21-1	.34848	217	1-3-0	190	279	233	.42927	233	28	28
<hr/>												
TOTALS		RPI 1-25		RPI 26-50		W-L RECORDS		RPI 51-100		RPI 101-150		RPI 150+
16-25-1		0-0-0		0-0-0		OVERALL		0-4-0		1-4-1		15-17-0
7-5-0		0-0-0		0-0-0		HOME		0-0-0		1-1-0		6-4-0
4-7-0		0-0-0		0-0-0		AWAY		0-2-0		0-1-0		4-4-0
5-13-1		0-0-0		0-0-0		NEUTRAL		0-2-0		0-2-1		5-9-0
11-21-1		0-0-0		0-0-0		NON-CONFERENCE		0-4-0		1-4-1		10-13-0
3-3-0		0-0-0		0-0-0		HOME		0-0-0		1-1-0		2-2-0
3-6-0		0-0-0		0-0-		AWAY		0-2-0		0-1-0		3-3-0
5-12-1		0-0-0		0-0-0		NEUTRAL		0-2-0		0-2-1		5-8-0
5-4-0		0-0-0		0-0-0		CONFERENCE		0-0-0		0-0-0		5-4-0
4-2-0		0-0-0		0-0-0		HOME		0-0-0		0-0-0		4-2-0
1-1-0		0-0-0		0-0-0		AWAY		0-0-0		0-0-0		1-1-0
0-1-0		0-0-0		0-0-0		NEUTRAL		0-0-0		0-0-0		0-1-0
RPI	S	Opponent	Score	RPI	S	Opponent	Score	RPI	S	Opponent	Score	
						71 N	Utah	2		141 N	Utah Valley	2
						71 N	Utah	2		146 A	Penn	1
						96 A	Stony Brook	0		148 N	Villanova	1
						96 A	Stony Brook	1		149 N	Youngstown St.	1
										150 H	Lehigh	2
										150 H	Lehigh	6
										171 N	Army	5
										171 N	Army	2
										172 A	UNC Greensboro	1
										180 A	Saint Joseph's	4
										180 A	Saint Joseph's	0
										188 H	Marist	10
										188 H	Marist	0
										188 N	Marist	4
										193 N	Fairleigh Dickinson	5
										194 A	Iona	1
										194 A	Iona	3
										206 N	Cornell	0
										207 N	Akron	3
										221 H	Drexel	2
										221 H	Drexel	5
										221 N	Drexel	0
										221 N	Drexel	0
										222 N	Green Bay	3
										225 N	Neb. Omaha	2
										225 N	Neb. Omaha	0
										243 H	Delaware	1
LAST 10 GAMES												
						194 A	Iona	3		243 H	Delaware	4
						194 A	Iona	1		96 A	Stony Brook	1
						188 H	Marist	10		96 A	Stony Brook	0
						188 H	Marist	0		286 H	Saint Peter's	1
						243 H	Delaware	1		286 H	Saint Peter's	8

Non-Div. I Games:

Rider

RPI	S	Opponent	Score	
243	H	Delaware	4	0
251	N	Cleveland St.	2	8
261	N	Wagner	3	1
269	A	Columbia	0	3
269	A	Columbia	3	0
271	A	George Mason	5	0
272	H	Manhattan	4	0
272	H	Manhattan	6	4
280	N	Howard	0	1
286	H	Saint Peter's	8	0
286	H	Saint Peter's	1	2

Rider

R
i
d
e
r

R
i
d
e
r

Average RPI Win:	185	WON-LOST RECORD	WINNING PCT. RANK	LAST 10 GAMES	STRENGTH OF SCHEDULE	OPP. STRENGTH OF SCHEDULE	TEAM RPI	ADJ RPI	CONF. RPI	ADJ CONF. RPI	
DIV. I ONLY	15-26-0	.36585	218	4-6-0	256	182	248	.42082	238	16	16
DIV. I NON-CONF.	8-17-0	.32	230	0-2-0	286	213	272	.37627	269	19	18
TOTALS	RPI 1-25	RPI 26-50	W-L RECORDS	RPI 51-100	RPI 101-150	RPI 150+					
15-26-0	0-0-0	0-1-0	OVERALL	1-3-0	4-5-0	10-17-0					
7-9-0	0-0-0	0-0-0	HOME	0-0-0	0-3-0	7-6-0					
6-10-0	0-0-0	0-1-0	AWAY	1-3-0	4-2-0	1-4-0					
2-7-0	0-0-0	0-0-0	NEUTRAL	0-0-0	0-0-0	2-7-0					
8-17-0	0-0-0	0-1-0	NON-CONFERENCE	0-1-0	2-1-0	6-14-0					
3-3-0	0-0-0	0-0-0	HOME	0-0-0	0-0-0	3-3-0					
3-7-0	0-0-0	0-0-	AWAY	0-1-0	2-1-0	1-4-0					
2-7-0	0-0-0	0-0-0	NEUTRAL	0-0-0	0-0-0	2-7-0					
7-9-0	0-0-0	0-0-0	CONFERENCE	1-2-0	2-4-0	4-3-0					
4-6-0	0-0-0	0-0-0	HOME	0-0-0	0-3-0	4-3-0					
3-3-0	0-0-0	0-0-0	AWAY	1-2-0	2-1-0	0-0-0					
0-0-0	0-0-0	0-0-0	NEUTRAL	0-0-0	0-0-0	0-0-0					
RPI S Opponent	Score	RPI S Opponent	Score	RPI S Opponent	Score	RPI S Opponent	Score				
		30 A Auburn	0 8	52 A Radford	4 0	111 H Coastal Caro.	2 11				
				52 A Radford	2 7	111 H Coastal Caro.	2 8				
				52 A Radford	2 4	111 H Coastal Caro.	0 5				
				83 A South Carolina	1 8	116 A Charleston So.	2 1				
						116 A Charleston So.	2 3				
						116 A Charleston So.	6 1				
						119 A Mercer	0 12				
						119 A Mercer	9 0				
						140 A Charlotte	9 4				
						152 N Louisiana Tech	7 2				
						175 N Appalachian St.	5 6				
						177 H Gardner-Webb	4 6				
						182 N James Madison	0 4				
						186 H Winthrop	3 1				
						186 H Winthrop	6 1				
						186 H Winthrop	12 11				
						197 A Furman	3 4				
						197 A Furman	1 3				
						197 H Furman	2 7				
						197 H Furman	1 2				
						198 A Elon	0 2				
						198 N Elon	5 11				
						198 N Elon	1 2				
						201 A East Tenn. St.	4 5				
						201 A East Tenn. St.	5 4				
						216 N George Washington	0 5				
				218 H Liberty	1 4						
LAST 10 GAMES											
218 H Liberty	4 3	52 A Radford	4 0	198 N Elon	1 2						
218 H Liberty	1 4	197 H Furman	2 7	201 A East Tenn. St.	4 5						
218 H Liberty	1 3	197 H Furman	1 2	201 A East Tenn. St.	5 4						
52 A Radford	2 7	186 H Winthrop	6 1	216 N George Washington	0 5						
52 A Radford	2 4	186 H Winthrop	3 1	218 H Liberty	1 4						

Non-Div. I Games:

Presbyterian

RPI	S	Opponent	Score	
218	H	Liberty	4	3
218	H	Liberty	1	3
221	N	Drexel	5	6
243	N	Delaware	1	2
264	H	UNC Wilmington	3	2
264	H	UNC Wilmington	0	6
266	N	Bucknell	8	3
285	H	N.C. Central	4	0
285	H	N.C. Central	5	2

P
r
e
s
b
y
t
e
r
i
a
n

P
r
e
s
b
y
t
e
r
i
a
n

Presbyterian

Average RPI Win:	279	WON-LOST RECORD		WINNING PCT. RANK		LAST 10 GAMES		STRENGTH OF SCHEDULE		OPP. STRENGTH OF SCHEDULE		TEAM RPI		ADJ RPI		CONF. RPI		ADJ CONF. RPI
DIV. I ONLY		12-10-0		.54545	111	6-2-0		276		287		235		.4183	239	31		31
DIV. I NON-CONF.		0-7-0		0	286	0-2-0		264		201		287		.31958	285	31		31
<hr/>																		
TOTALS		RPI 1-25		RPI 26-50		W-L RECORDS		RPI 51-100		RPI 101-150		RPI 150+						
12-10-0		0-0-0		0-0-0		OVERALL		0-0-0		0-2-0		12-8-0						
8-0-0		0-0-0		0-0-0		HOME		0-0-0		0-0-0		8-0-0						
3-6-0		0-0-0		0-0-0		AWAY		0-0-0		0-2-0		3-4-0						
1-4-0		0-0-0		0-0-0		NEUTRAL		0-0-0		0-0-0		1-4-0						
0-7-0		0-0-0		0-0-0		NON-CONFERENCE		0-0-0		0-2-0		0-5-0						
0-0-0		0-0-0		0-0-0		HOME		0-0-0		0-0-0		0-0-0						
0-6-0		0-0-0		0-0-		AWAY		0-0-0		0-2-0		0-4-0						
0-1-0		0-0-0		0-0-0		NEUTRAL		0-0-0		0-0-0		0-1-0						
12-3-0		0-0-0		0-0-0		CONFERENCE		0-0-0		0-0-0		12-3-0						
8-0-0		0-0-0		0-0-0		HOME		0-0-0		0-0-0		8-0-0						
3-0-0		0-0-0		0-0-0		AWAY		0-0-0		0-0-0		3-0-0						
1-3-0		0-0-0		0-0-0		NEUTRAL		0-0-0		0-0-0		1-3-0						
RPI	S	Opponent	Score	RPI	S	Opponent	Score	RPI	S	Opponent	Score	RPI	S	Opponent	Score			
												117	A	Sam Houston St.	0	5		
												117	A	Sam Houston St.	3	8		
												153	A	UTSA	7	12		
												153	A	UTSA	3	11		
												155	N	Mississippi Val.	2	3		
												209	N	Texas-Arlington	0	9		
												242	A	Houston Baptist	0	9		
												242	A	Houston Baptist	2	3		
												249	N	Jackson St.	1	2		
												273	A	Prairie View	5	1		
												273	A	Prairie View	3	1		
												273	A	Prairie View	8	0		
												273	H	Prairie View	2	1		
												273	H	Prairie View	8	3		
												275	N	Alabama St.	0	10		
												281	H	Ark.-Pine Bluff	11	2		
												281	H	Ark.-Pine Bluff	14	3		
												281	H	Ark.-Pine Bluff	3	2		
												283	N	Alabama A&M	10	0		
												287	H	Southern U.	9	8		
												287	H	Southern U.	4	3		
				LAST 10 GAMES								287	H	Southern U.	8	0		
						273 A Prairie View	3 1					287 H Southern U.	8 0					
						273 A Prairie View	5 1					117 A Sam Houston St.	3 8					
						273 A Prairie View	8 0					117 A Sam Houston St.	0 5					
						287 H Southern U.	9 8					281 H Ark.-Pine Bluff	3 2					
						287 H Southern U.	4 3					281 H Ark.-Pine Bluff	14 3					
Non-Div. I Games:		Huston-Tillotson		11	2	Langston	7 2					Our Lady Of The Lake	8 7					
		Houston-Victoria		0	4	Our Lady Of The Lake	0 5					Ashford	6 3					
				</														

T
e
x
a
s
S
o
u
t
h
e
r
n

Texas Southern				Through Games Of Through April 23, 2012				Texas Southern			
Non-Div. I Games:	Langston	5	3	Our Lady Of The Lake	13	3	Our Lady Of The Lake	9	8	Ashford	Texas Southern
	Huston-Tillotson	4	1	Huston-Tillotson	9	4					

T
e
x
a
s
S
o
u
t
h
e
r
n

Average RPI Win:	254	WON-LOST	WINNING	LAST 10	STRENGTH OF	OPP. STRENGTH	TEAM	ADJ	CONF.	ADJ CONF.		
Average RPI Loss:	176	RECORD	PCT. RANK	GAMES	SCHEDULE	OF SCHEDULE	RPI	RPI	RPI	RPI		
DIV. I ONLY		18-21-0	.46154	169	10-0-0	274	260	243	.4161	240	28	28
DIV. I NON-CONF.		12-19-0	.3871	191	4-0-0	241	270	238	.42316	240	28	28
<hr/>												
TOTALS	RPI 1-25	RPI 26-50			W-L RECORDS		RPI 51-100		RPI 101-150		RPI 150+	
18-21-0	0-0-0	0-0-0			OVERALL		0-5-0		0-2-0		18-14-0	
9-4-0	0-0-0	0-0-0			HOME		0-2-0		0-0-0		9-2-0	
6-10-0	0-0-0	0-0-0			AWAY		0-2-0		0-0-0		6-8-0	
3-7-0	0-0-0	0-0-0			NEUTRAL		0-1-0		0-2-0		3-4-0	
12-19-0	0-0-0	0-0-0			NON-CONFERENCE		0-5-0		0-2-0		12-12-0	
3-4-0	0-0-0	0-0-0			HOME		0-2-0		0-0-0		3-2-0	
6-8-0	0-0-0	0-0-			AWAY		0-2-0		0-0-0		6-6-0	
3-7-0	0-0-0	0-0-0			NEUTRAL		0-1-0		0-2-0		3-4-0	
6-2-0	0-0-0	0-0-0			CONFERENCE		0-0-0		0-0-0		6-2-0	
6-0-0	0-0-0	0-0-0			HOME		0-0-0		0-0-0		6-0-0	
0-2-0	0-0-0	0-0-0			AWAY		0-0-0		0-0-0		0-2-0	
0-0-0	0-0-0	0-0-0			NEUTRAL		0-0-0		0-0-0		0-0-0	
RPI	S	Opponent	Score	RPI	S	Opponent	Score	RPI	S	Opponent	Score	
						85 H Fordham	3 6	125 N Robert Morris		1 2		
						85 H Fordham	2 6	125 N Robert Morris		1 3		
						96 N Stony Brook	2 5	160 A Seton Hall		0 7		
						99 A Albany (NY)	5 7	160 A Seton Hall		2 3		
						99 A Albany (NY)	2 10	160 N Seton Hall		0 4		
								171 N Army		8 2		
								179 A Binghamton		4 5		
								179 A Binghamton		6 9		
								213 N Saint Francis (PA)		9 3		
								216 H George Washington		0 1		
								226 A Colgate		1 4		
								226 A Colgate		8 1		
								230 N Rhode Island		0 8		
								232 H Sacred Heart		5 6		
								232 H Sacred Heart		7 0		
								232 N Sacred Heart		2 7		
								247 A Canisius		8 9		
								247 A Canisius		3 6		
								252 H Niagara		6 1		
								252 H Niagara		2 0		
								254 N Mt. St. Mary's		8 5		
								258 A Coppin St.		9 4		
						252 H Niagara	6 1	258 A Coppin St.		5 3		
						252 H Niagara	2 0	258 A Coppin St.		13 2		
						267 H Hartford	10 2	262 A UMBC		2 3		
						267 H Hartford	5 4	262 N UMBC		2 5		
						278 A Holy Cross	10 3	267 H Hartford		5 4		

Non-Div. I Games:

Siena

RPI	S	Opponent	Score	
267	H	Hartford	10	2
272	H	Manhattan	10	2
272	H	Manhattan	7	1
278	A	Holy Cross	11	0
278	A	Holy Cross	10	3
286	H	Saint Peter's	12	0
286	H	Saint Peter's	5	0

Siena

S
i
e
n
a

S
i
e
n
a

Average RPI Win: 258		WON-LOST	WINNING	LAST 10	STRENGTH OF		OPP. STRENGTH	TEAM	ADJ		CONF.	ADJ CONF.
Average RPI Loss: 177		RECORD	PCT. RANK	GAMES	SCHEDULE		OF SCHEDULE	RPI	RPI		RPI	RPI
DIV. I ONLY		20-20-0	.5	134	7-3-0		278	278	244		30	30
DIV. I NON-CONF.		5-15-0	.25	250	0-2-0		206	243	256		30	30
TOTALS		RPI 1-25	RPI 26-50		W-L RECORDS		RPI 51-100		RPI 101-150		RPI 150+	
20-20-0		0-0-0	0-0-0		OVERALL		0-0-0		0-8-0		20-12-0	
8-10-0		0-0-0	0-0-0		HOME		0-0-0		0-4-0		8-6-0	
11-8-0		0-0-0	0-0-0		AWAY		0-0-0		0-2-0		11-6-0	
1-2-0		0-0-0	0-0-0		NEUTRAL		0-0-0		0-2-0		1-0-0	
5-15-0		0-0-0	0-0-0		NON-CONFERENCE		0-0-0		0-8-0		5-7-0	
4-8-0		0-0-0	0-0-0		HOME		0-0-0		0-4-0		4-4-0	
0-5-0		0-0-0	0-0-		AWAY		0-0-0		0-2-0		0-3-0	
1-2-0		0-0-0	0-0-0		NEUTRAL		0-0-0		0-2-0		1-0-0	
15-5-0		0-0-0	0-0-0		CONFERENCE		0-0-0		0-0-0		15-5-0	
4-2-0		0-0-0	0-0-0		HOME		0-0-0		0-0-0		4-2-0	
11-3-0		0-0-0	0-0-0		AWAY		0-0-0		0-0-0		11-3-0	
0-0-0		0-0-0	0-0-0		NEUTRAL		0-0-0		0-0-0		0-0-0	
RPI S	Opponent	Score	RPI S	Opponent	Score	RPI S	Opponent	Score	RPI S	Opponent	Score	
									108 A	Longwood	1	9
									108 A	Longwood	3	4
									110 N	Western Mich.	1	4
									128 H	Central Conn. St.	0	6
									128 H	Central Conn. St.	3	6
									128 H	Central Conn. St.	0	4
									128 H	Central Conn. St.	3	5
									148 N	Villanova	0	4
									151 A	Delaware St.	3	1
									151 A	Delaware St.	0	10
									151 A	Delaware St.	6	1
									171 H	Army	8	0
									171 H	Army	4	5
									182 A	James Madison	2	3
									182 A	James Madison	1	4
									188 H	Marist	3	5
									191 H	Monmouth	4	10
									193 H	Fairleigh Dickinson	1	12
									243 A	Delaware	0	2
									243 H	Delaware	4	3
									256 A	Savannah St.	2	3
									256 A	Savannah St.	4	3
									258 H	Coppin St.	1	4
									258 H	Coppin St.	2	1
									258 H	Coppin St.	1	2
									265 N	La Salle	3	0
									271 H	George Mason	3	2
LAST 10 GAMES												
			151 A	Delaware St.	0	10	279 H	Morgan St.	7	0		
			151 A	Delaware St.	3	1	108 A	Longwood	1	9		
			151 A	Delaware St.	6	1	108 A	Longwood	3	4		
			279 H	Morgan St.	13	7	289 A	Md.-East. Shore	4	2		
			279 H	Morgan St.	15	2	289 A	Md.-East. Shore	10	0		

Non-Div. I Games:

Norfolk St.

RPI	S	Opponent	Score	
271	H	George Mason	6	5
276	A	N.C. A&T	6	5
276	A	N.C. A&T	2	3
279	H	Morgan St.	13	7
279	H	Morgan St.	15	2
279	H	Morgan St.	7	0
282	A	South Carolina St.	10	0
282	A	South Carolina St.	4	0
285	A	N.C. Central	6	3
285	A	N.C. Central	7	1
289	A	Md.-East. Shore	8	0
289	A	Md.-East. Shore	10	0
289	A	Md.-East. Shore	4	2

Norfolk St.

N
o
r
f
o
l
k
S
t
.

N
o
r
f
o
l
k
S
t
.

Average RPI Win:	225	WON-LOST RECORD	WINNING PCT. RANK	LAST 10 GAMES	STRENGTH OF SCHEDULE	OPP. STRENGTH OF SCHEDULE	TEAM RPI	ADJ RPI	CONF. RPI	ADJ CONF. RPI		
DIV. I ONLY		14-26-0	.35	225	2-8-0	204	259	238	.41557	242	26	26
DIV. I NON-CONF.		12-24-0	.33333	221	2-8-0	215	266	240	.41266	249	25	26
<hr/>												
TOTALS	RPI 1-25	RPI 26-50		W-L RECORDS		RPI 51-100		RPI 101-150		RPI 150+		
14-26-0	0-0-0	0-2-0		OVERALL		0-2-0		0-9-0		14-13-0		
4-9-0	0-0-0	0-0-0		HOME		0-0-0		0-3-0		4-6-0		
3-11-0	0-0-0	0-2-0		AWAY		0-2-0		0-4-0		3-3-0		
7-6-0	0-0-0	0-0-0		NEUTRAL		0-0-0		0-2-0		7-4-0		
<hr/>												
12-24-0	0-0-0	0-2-0		NON-CONFERENCE		0-2-0		0-9-0		12-11-0		
4-9-0	0-0-0	0-0-0		HOME		0-0-0		0-3-0		4-6-0		
3-11-0	0-0-0	0-0-		AWAY		0-2-0		0-4-0		3-3-0		
5-4-0	0-0-0	0-0-0		NEUTRAL		0-0-0		0-2-0		5-2-0		
<hr/>												
2-2-0	0-0-0	0-0-0		CONFERENCE		0-0-0		0-0-0		2-2-0		
0-0-0	0-0-0	0-0-0		HOME		0-0-0		0-0-0		0-0-0		
0-0-0	0-0-0	0-0-0		AWAY		0-0-0		0-0-0		0-0-0		
2-2-0	0-0-0	0-0-0		NEUTRAL		0-0-0		0-0-0		2-2-0		
<hr/>												
RPI S	Opponent	Score	RPI S	Opponent	Score	RPI S	Opponent	Score	RPI S	Opponent	Score	
			42 A	Texas St.	0 3	100 A	McNeese St.	0 4	115 A	A&M-Corpus Christi	2 3	
			42 A	Texas St.	0 6	100 A	McNeese St.	2 3	115 H	A&M-Corpus Christi	0 3	
									117 A	Sam Houston St.	0 2	
									117 A	Sam Houston St.	3 4	
									117 H	Sam Houston St.	3 6	
									117 H	Sam Houston St.	0 5	
									123 A	Stetson	0 2	
									141 N	Utah Valley	3 4	
									141 N	Utah Valley	1 2	
									153 A	UTSA	6 0	
									153 A	UTSA	2 6	
									153 H	UTSA	3 2	
									164 N	Drake	3 2	
									171 N	Army	1 2	
									193 N	Fairleigh Dickinson	5 2	
									209 A	Texas-Arlington	6 4	
									209 H	Texas-Arlington	1 4	
									217 H	Stephen F. Austin	0 3	
									217 H	Stephen F. Austin	1 3	
									223 N	North Dakota	8 2	
									223 N	North Dakota	2 1	
			LAST 10 GAMES						225 N	Neb. Omaha	0 5	
			115 H	A&M-Corpus Christi	0 3	115 A	A&M-Corpus Christi	2 3	225 N	Neb. Omaha	2 3	
			42 A	Texas St.	0 3	217 H	Stephen F. Austin	0 3	227 H	Northwestern St.	1 3	
			42 A	Texas St.	0 6	217 H	Stephen F. Austin	1 3	227 H	Northwestern St.	3 4	
			153 A	UTSA	6 0	273 H	Prairie View	4 2	239 H	Texas Southern	3 2	
			153 A	UTSA	2 6	273 H	Prairie View	4 5	239 H	Texas Southern	9 0	

Non-Div. I Games: Houston-Victoria 6 7 Houston-Victoria 7 8

Houston Baptist

RPI	S	Opponent	Score	
249	A	Jackson St.	6	3
249	A	Jackson St.	4	5
249	A	Jackson St.	2	3
269	N	Columbia	5	0
273	H	Prairie View	4	5
273	H	Prairie View	4	2
281	N	Ark.-Pine Bluff	1	0
281	N	Ark.-Pine Bluff	4	3
286	N	Saint Peter's	0	2

Houston Baptist

H
o
u
s
t
o
n
B
a
p
t
i
s
t

H
o
u
s
t
o
n
B
a
p
t
i
s
t

Average RPI Win: 209		WON-LOST RECORD		WINNING PCT. RANK		LAST 10 GAMES		STRENGTH OF SCHEDULE		OPP. STRENGTH OF SCHEDULE		TEAM RPI		ADJ RPI		CONF. RPI		ADJ CONF. RPI	
DIV. I ONLY		11-36-1		.23958 268		3-7-0		133		203		242		.41527 243		25		25	
DIV. I NON-CONF.		7-26-1		.22059 261		1-1-0		153		191		244		.42019 243		23		23	
TOTALS		RPI 1-25		RPI 26-50		W-L RECORDS		RPI 51-100		RPI 101-150		RPI 150+							
11-36-1		0-2-0		0-5-0		OVERALL		2-4-0		0-11-0		9-14-1							
5-12-1		0-0-0		0-3-0		HOME		1-1-0		0-4-0		4-4-1							
4-12-0		0-0-0		0-0-0		AWAY		1-3-0		0-3-0		3-6-0							
2-12-0		0-2-0		0-2-0		NEUTRAL		0-0-0		0-4-0		2-4-0							
7-26-1		0-2-0		0-2-0		NON-CONFERENCE		1-3-0		0-11-0		6-8-1							
3-6-1		0-0-0		0-0-0		HOME		0-0-0		0-4-0		3-2-1							
2-8-0		0-0-0		0-0-		AWAY		1-3-0		0-3-0		1-2-0							
2-12-0		0-2-0		0-2-0		NEUTRAL		0-0-0		0-4-0		2-4-0							
4-10-0		0-0-0		0-3-0		CONFERENCE		1-1-0		0-0-0		3-6-0							
2-6-0		0-0-0		0-3-0		HOME		1-1-0		0-0-0		1-2-0							
2-4-0		0-0-0		0-0-0		AWAY		0-0-0		0-0-0		2-4-0							
0-0-0		0-0-0		0-0-0		NEUTRAL		0-0-0		0-0-0		0-0-0							
RPI	S	Opponent		Score		RPI	S	Opponent		Score		RPI	S	Opponent		Score			
13	N	Washington		0	5	26	N	DePaul		0	12	59	A	FIU		0	8		
13	N	Washington		0	12	26	N	DePaul		1	5	59	A	FIU		1	14		
						50	H	Hofstra		2	9	64	H	Georgia St.		0	7		
						50	H	Hofstra		0	9	64	H	Georgia St.		3	1		
						50	H	Hofstra		0	3	87	A	Pacific		1	6		
												95	A	Fla. Gulf Coast		6	4		

Non-Div. I Games:

Delaware

Delaware

I
U
P
U
I

IUPUI					Through Games Of Through April 23, 2012										
Average RPI Win: 191		WON-LOST RECORD	WINNING PCT. RANK		LAST 10 GAMES	STRENGTH OF SCHEDULE		OPP. STRENGTH OF SCHEDULE		TEAM RPI	ADJ RPI		CONF. RPI	ADJ CONF. RPI	
Average RPI Loss: 156															
DIV. I ONLY		15-30-0	.33333	229	0-2-0	214		204		240	.41498	244	21	24	
DIV. I NON-CONF.		9-18-0	.33333	221	0-1-0	200		209		230	.43463	229	22	22	
TOTALS		RPI 1-25		RPI 26-50		W-L RECORDS		RPI 51-100		RPI 101-150		RPI 150+			
15-30-0		0-0-0		0-0-0		OVERALL		0-9-0		3-4-0		12-17-0			
5-10-0		0-0-0		0-0-0		HOME		0-3-0		2-4-0		3-3-0			
6-13-0		0-0-0		0-0-0		AWAY		0-5-0		1-0-0		5-8-0			
4-7-0		0-0-0		0-0-0		NEUTRAL		0-1-0		0-0-0		4-6-0			
9-18-0		0-0-0		0-0-0		NON-CONFERENCE		0-6-0		1-0-0		8-12-0			
3-3-0		0-0-0		0-0-0		HOME		0-0-0		0-0-0		3-3-0			
2-8-0		0-0-0		0-0-		AWAY		0-5-0		1-0-0		1-3-0			
4-7-0		0-0-0		0-0-0		NEUTRAL		0-1-0		0-0-0		4-6-0			
6-12-0		0-0-0		0-0-0		CONFERENCE		0-3-0		2-4-0		4-5-0			
2-7-0		0-0-0		0-0-0		HOME		0-3-0		2-4-0		0-0-0			
4-5-0		0-0-0		0-0-0		AWAY		0-0-0		0-0-0		4-5-0			
0-0-0		0-0-0		0-0-0		NEUTRAL		0-0-0		0-0-0		0-0-0			
RPI	S	Opponent	Score	RPI	S	Opponent	Score	RPI	S	Opponent	Score	RPI	S	Opponent	Score
						51 A	Purdue	1	9	122 H	Southern Utah	1	3		
						63 A	Arkansas	1	3	122 H	Southern Utah	1	3		
						64 A	Georgia St.	0	1	122 H	Southern Utah	3	1		
						65 N	Chattanooga	5	13	124 H	Western Ill.	1	4		
						86 H	North Dakota St.	3	4	124 H	Western Ill.	2	3		
						86 H	North Dakota St.	0	6	124 H	Western Ill.	8	6		
						86 H	North Dakota St.	0	11	145 A	La.-Monroe	11	3		
						89 A	Valparaiso	1	8	152 N	Louisiana Tech	1	2		
						89 A	Valparaiso	1	7	155 N	Mississippi Val.	1	2		
										159 N	SIU Edwardsville	7	1		
										162 N	Eastern Ill.	0	3		
										163 A	UMKC	3	0		
										163 A	UMKC	0	2		
										163 A	UMKC	1	0		
										164 N	Drake	0	3		
										164 N	Drake	2	0		
										178 A	Butler	0	4		
										178 N	Butler	1	5		
										195 H	Dayton	10	5		
										195 H	Dayton	1	2		
										205 A	Ill.-Chicago	0	2		
										205 A	Ill.-Chicago	1	0		
										210 H	Indiana St.	2	1		
										210 H	Indiana St.	2	6		
										215 N	Southeast Mo. St.	5	0		
										224 A	Southern Miss.	2	4		
										227 N	Northwestern St.	1	4		
LAST 10 GAMES															
						51 A	Purdue	1	9	195 H	Dayton	1	2		
						274 A	Oakland	1	3	163 A	UMKC	0	2		
						274 A	Oakland	10	2	163 A	UMKC	3	0		
						274 A	Oakland	3	4	163 A	UMKC	1	0		
						195 H	Dayton	10	5	178 A	Butler	0	4		

Non-Div. I Games:

IUPUI

I
U
P
U
I

RPI	S	Opponent	Score	
234	N	Nicholls St.	5	0
236	H	Morehead St.	8	9
236	H	Morehead St.	4	1
263	A	South Dakota	8	1
263	A	South Dakota	4	5
263	A	South Dakota	0	2
274	A	Oakland	3	4
274	A	Oakland	10	2
274	A	Oakland	1	3

Average RPI Win:		231	WON-LOST RECORD		WINNING PCT. RANK		LAST 10 GAMES		STRENGTH OF SCHEDULE		OPP. STRENGTH OF SCHEDULE		TEAM RPI		ADJ RPI		CONF. RPI		ADJ CONF. RPI	
DIV. I ONLY			14-27-0		.34146 226		3-7-0		203		252		239		.41487 245		27		27	
DIV. I NON-CONF.			6-19-0		.24 253		0-2-0		167		224		250		.41388 248		27		27	
TOTALS		RPI 1-25		RPI 26-50		W-L RECORDS		RPI 51-100		RPI 101-150		RPI 150+								
14-27-0		0-1-0		0-1-0		OVERALL		0-4-0		2-9-0		12-12-0								
6-6-0		0-0-0		0-0-0		HOME		0-0-0		1-5-0		5-1-0								
5-14-0		0-1-0		0-0-0		AWAY		0-4-0		0-3-0		5-6-0								
3-7-0		0-0-0		0-1-0		NEUTRAL		0-0-0		1-1-0		2-5-0								
6-19-0		0-1-0		0-1-0		NON-CONFERENCE		0-4-0		1-4-0		5-9-0								
3-1-0		0-0-0		0-0-0		HOME		0-0-0		0-0-0		3-1-0								
0-11-0		0-1-0		0-0-		AWAY		0-4-0		0-3-0		0-3-0								
3-7-0		0-0-0		0-1-0		NEUTRAL		0-0-0		1-1-0		2-5-0								
8-8-0		0-0-0		0-0-0		CONFERENCE		0-0-0		1-5-0		7-3-0								
3-5-0		0-0-0		0-0-0		HOME		0-0-0		1-5-0		2-0-0								
5-3-0		0-0-0		0-0-0		AWAY		0-0-0		0-0-0		5-3-0								
0-0-0		0-0-0		0-0-0		NEUTRAL		0-0-0		0-0-0		0-0-0								
RPI	S	Opponent		Score		RPI	S	Opponent		Score		RPI	S	Opponent		Score				
1	A	California		0 8		38	N	San Diego St.		2 3		79	A	Maryland		3 7				
												79	A	Maryland		6 10				
												87	A	Pacific		0 5				
												87	A	Pacific		3 4				
												104	H	Harvard		5 6				
												104	H	Harvard		0 8				
												109	N	Kent St.		7 9				
												118	N	Colorado St.		5 3				
												134	A	Sacramento St.		1 10				
												146	H	Penn		0 8				
												146	H	Penn		1 5				
												146	H	Penn		1 4				
												146	H	Penn		4 3				
												150	A	Lehigh		1 3				
												150	A	Lehigh		0 2				
												160	H	Seton Hall		0 5				
												160	H	Seton Hall		2 0				
												184	A	St. Mary's (CA)		0 2				
												184	A	St. Mary's (CA)		0 1				
												184	N	St. Mary's (CA)		2 3				
												194	N	Iona		5 2				
												207	N	Akron		2 3				
												230	N	Rhode Island		9 4				
												230	N	Rhode Island		4 7				
												247	N	Canisius		0 1				
												252	N	Niagara		3 4				
												259	H	Dartmouth		5 2				
												259	H	Dartmouth		4 0				
												262	A	UMBC		2 7				
												265	H	La Salle		7 1				
												265	H	La Salle		8 0				
LAST 10 GAMES						LAST 10 GAMES						LAST 10 GAMES								

Non-Div. I Games:

Princeton

Princeton

Average RPI Win:		192	WON-LOST RECORD		WINNING PCT. RANK		LAST 10 GAMES		STRENGTH OF SCHEDULE		OPP. STRENGTH OF SCHEDULE		TEAM RPI		ADJ RPI		CONF. RPI		ADJ CONF. RPI				
DIV. I ONLY			10-31-0		.2439 267		4-6-0		161		200		250		.41353 246		18		17				
DIV. I NON-CONF.			8-19-0		.2963 236		2-0-0		204		227		242		.41978 244		16		16				
TOTALS		RPI 1-25		RPI 26-50		W-L RECORDS		RPI 51-100		RPI 101-150		RPI 150+											
10-31-0		0-1-0		0-4-0		OVERALL		2-5-0		0-8-0		8-13-0											
6-9-0		0-0-0		0-1-0		HOME		2-1-0		0-2-0		4-5-0											
3-11-0		0-1-0		0-2-0		AWAY		0-1-0		0-5-0		3-2-0											
1-11-0		0-0-0		0-1-0		NEUTRAL		0-3-0		0-1-0		1-6-0											
8-19-0		0-1-0		0-2-0		NON-CONFERENCE		1-4-0		0-2-0		7-10-0											
4-5-0		0-0-0		0-1-0		HOME		1-0-0		0-0-0		3-4-0											
3-3-0		0-1-0		0-0-		AWAY		0-1-0		0-1-0		3-0-0											
1-11-0		0-0-0		0-1-0		NEUTRAL		0-3-0		0-1-0		1-6-0											
2-12-0		0-0-0		0-2-0		CONFERENCE		1-1-0		0-6-0		1-3-0											
2-4-0		0-0-0		0-0-0		HOME		1-1-0		0-2-0		1-1-0											
0-8-0		0-0-0		0-2-0		AWAY		0-0-0		0-4-0		0-2-0											
0-0-0		0-0-0		0-0-0		NEUTRAL		0-0-0		0-0-0		0-0-0											
RPI	S	Opponent		Score		RPI	S	Opponent		Score		RPI	S	Opponent		Score		RPI	S	Opponent		Score	
23	A	LSU		0 7		29	N	Georgia Tech		0 8		58	A	South Ala.		1 16		105	N	Indiana		1 2	
						42	A	Texas St.		0 10		58	H	South Ala.		9 8		115	A	A&M-Corpus Christi		1 3	
						42	A	Texas St.		0 3		58	N	South Ala.		1 8		115	A	A&M-Corpus Christi		0 4	
						43	H	Kansas		0 11		64	N	Georgia St.		0 12		117	A	Sam Houston St.		0 1	
												70	N	Southern Ill.		3 11		117	A	Sam Houston St.		0 3	
												100	H	McNeese St.		2 8		127	A	Jacksonville St.		10 15	
												100	H	McNeese St.		4 0		138	H	Central Ark.		0 2	
																		138	H	Central Ark.		3 5	
																		153	H	UTSA		0 4	
																		153	H	UTSA		4 1	
																		155	H	Mississippi Val.		3 0	
																		161	N	Bradley		3 6	
																		167	H	Northern Ill.		10 2	
																		169	N	Eastern Ky.		1 5	
																		181	N	Campbell		2 3	
																		192	N	Western Caro.		4 5	
																		198	N	Elon		5 7	
																		203	H	Northern Colo.		5 6	
																		207	H	Akron		3 8	
																		224	H	Southern Miss.		3 2	
																		234	A	Nicholls St.		0 8	
																		234	A	Nicholls St.		2 10	
																		236	N	Morehead St.		2 3	
																		249	A	Jackson St.		2 0	
																		249	A	Jackson St.		3 2	
																		275	N	Alabama St.		12 2	
																		287	A	Southern U.		12 8	
LAST 10 GAMES																							
						117	A	Sam Houston St.		0 3		287	A	Southern U.		12 8							
						117	A	Sam Houston St.		0 1		115	A	A&M-Corpus Christi		1 3							
						58	H	South Ala.		9 8		115	A	A&M-Corpus Christi		0 4							
						153	H	UTSA		0 4		100	H	McNeese St.		4 0							
						153	H	UTSA		4 1		100	H	McNeese St.		2 8							

Non-Div. I Games:

Southeastern La.

RPI	S	Opponent	Score	
287	H	Southern U.	6	8
287	H	Southern U.	4	12

Southeastern La.

S
o
u
t
h
e
a
s
t
e
r
n
L
a
.

S
o
u
t
h
e
a
s
t
e
r
n
L
a
.

Average RPI Win:		230	WON-LOST		WINNING		LAST 10		STRENGTH OF		OPP. STRENGTH		TEAM		ADJ		CONF.		ADJ CONF.				
Average RPI Loss:		158	RECORD		PCT. RANK		GAMES		SCHEDULE		OF SCHEDULE		RPI		RPI		RPI		RPI				
DIV. I ONLY			14-27-0		.34146		226		5-5-0		228		226		246		.41336		247				
DIV. I NON-CONF.			8-23-0		.25806		248		1-1-0		201		192		252		.41121		251				
TOTALS		RPI 1-25		RPI 26-50		W-L RECORDS		RPI 51-100		RPI 101-150		RPI 150+											
14-27-0		0-2-0		0-0-0		OVERALL		0-7-0		1-2-0		13-16-0											
4-5-0		0-0-0		0-0-0		HOME		0-0-0		0-0-0		4-5-0											
6-10-0		0-2-0		0-0-0		AWAY		0-3-0		1-1-0		5-4-0											
4-12-0		0-0-0		0-0-0		NEUTRAL		0-4-0		0-1-0		4-7-0											
8-23-0		0-2-0		0-0-0		NON-CONFERENCE		0-7-0		1-2-0		7-12-0											
1-2-0		0-0-0		0-0-0		HOME		0-0-0		0-0-0		1-2-0											
3-9-0		0-2-0		0-0-		AWAY		0-3-0		1-1-0		2-3-0											
4-12-0		0-0-0		0-0-0		NEUTRAL		0-4-0		0-1-0		4-7-0											
6-4-0		0-0-0		0-0-0		CONFERENCE		0-0-0		0-0-0		6-4-0											
3-3-0		0-0-0		0-0-0		HOME		0-0-0		0-0-0		3-3-0											
3-1-0		0-0-0		0-0-0		AWAY		0-0-0		0-0-0		3-1-0											
0-0-0		0-0-0		0-0-0		NEUTRAL		0-0-0		0-0-0		0-0-0											
RPI	S	Opponent		Score		RPI	S	Opponent		Score		RPI	S	Opponent		Score		RPI	S	Opponent		Score	
19	A	South Fla.		0	1							60	N	Virginia		2	7	125	A	Robert Morris		4	1
25	A	Syracuse		5	6							65	N	Chattanooga		0	8	125	A	Robert Morris		4	6
												73	N	UNI		0	8	126	N	LIU Brooklyn		3	9
												79	N	Maryland		0	8	167	N	Northern Ill.		4	12
												90	A	East Carolina		4	12	182	N	James Madison		5	9
												90	A	East Carolina		2	6	185	H	Fairfield		1	2
												95	A	Fla. Gulf Coast		0	9	185	H	Fairfield		2	4
																		189	A	Buffalo		4	3
																		189	H	Buffalo		2	10
																		190	A	St. Bonaventure		3	6
																		190	A	St. Bonaventure		8	0
																		194	H	Iona		3	5
																		194	H	Iona		1	0
																		201	N	East Tenn. St.		5	6
																		204	N	Bryant		3	7
																		221	N	Drexel		4	1
																		222	N	Green Bay		7	5
																		226	N	Colgate		4	5
																		229	N	Towson		5	7
																		233	N	Toledo		0	1
																		240	H	Siena		6	3
																		240	H	Siena		9	8
																		245	N	Princeton		1	0
																		251	N	Cleveland St.		10	6
																		254	H	Mt. St. Mary's		6	8
																		254	H	Mt. St. Mary's		1	0
																		258	A	Coppin St.		3	4
LAST 10 GAMES				272 A Manhattan		0	4	190 A St. Bonaventure		3	6	245 N Princeton		1	0	251 N Cleveland St.		10	6				
				272 A Manhattan		5	0	194 H Iona		1	0	251 N Cleveland St.		10	6	254 H Mt. St. Mary's		6	8				
				286 A Saint Peter's		11	2	194 H Iona		3	5	254 H Mt. St. Mary's		1	0	258 A Coppin St.		3	4				
				286 A Saint Peter's		5	3	185 H Fairfield		2	4	258 A Coppin St.		3	4								
				190 A St. Bonaventure		8	0	185 H Fairfield		1	2												

Non-Div. I Games:

Canisius

RPI	S	Opponent	Score	
262	A	UMBC	4	6
272	A	Manhattan	5	0
272	A	Manhattan	0	4
286	A	Saint Peter's	5	3
286	A	Saint Peter's	11	2

Canisius

Average RPI Win:	159	WON-LOST	WINNING	LAST 10	STRENGTH OF	OPP. STRENGTH	TEAM	ADJ	CONF.	ADJ CONF.		
Average RPI Loss:	135	RECORD	PCT. RANK	GAMES	SCHEDULE	OF SCHEDULE	RPI	RPI	RPI	RPI		
DIV. I ONLY		9-40-0	.18367	280	2-8-0	129	198	252	.41193	248	20	20
DIV. I NON-CONF.		3-24-0	.11111	279	1-1-0	172	159	266	.38894	259	17	17
<hr/>												
TOTALS	RPI 1-25	RPI 26-50		W-L RECORDS		RPI 51-100		RPI 101-150		RPI 150+		
9-40-0	0-2-0	0-0-0		OVERALL		4-8-0		0-16-0		5-14-0		
2-8-0	0-0-0	0-0-0		HOME		1-1-0		0-1-0		1-6-0		
3-21-0	0-2-0	0-0-0		AWAY		3-7-0		0-9-0		0-3-0		
4-11-0	0-0-0	0-0-0		NEUTRAL		0-0-0		0-6-0		4-5-0		
<hr/>												
3-24-0	0-2-0	0-0-0		NON-CONFERENCE		2-6-0		0-7-0		1-9-0		
1-4-0	0-0-0	0-0-0		HOME		1-1-0		0-1-0		0-2-0		
1-11-0	0-2-0	0-0-		AWAY		1-5-0		0-1-0		0-3-0		
1-9-0	0-0-0	0-0-0		NEUTRAL		0-0-0		0-5-0		1-4-0		
<hr/>												
6-16-0	0-0-0	0-0-0		CONFERENCE		2-2-0		0-9-0		4-5-0		
1-4-0	0-0-0	0-0-0		HOME		0-0-0		0-0-0		1-4-0		
2-10-0	0-0-0	0-0-0		AWAY		2-2-0		0-8-0		0-0-0		
3-2-0	0-0-0	0-0-0		NEUTRAL		0-0-0		0-1-0		3-1-0		
<hr/>												
RPI S	Opponent	Score	RPI S	Opponent	Score	RPI S	Opponent	Score	RPI S	Opponent	Score	
1 A	California	2 10				61 A	Fresno St.	0 8	105 N	Indiana	1 9	
20 A	Stanford	2 9				61 A	Fresno St.	0 7	107 A	New Mexico St.	2 10	
						87 A	Pacific	5 6	112 N	Iowa St.	2 6	
						87 A	Pacific	4 0	114 A	San Diego	0 7	
						88 A	San Jose St.	1 2	114 A	San Diego	2 3	
						88 A	San Jose St.	5 9	114 A	San Diego	0 8	
						92 H	UC Santa Barbara	1 3	114 A	San Diego	4 5	
						92 H	UC Santa Barbara	5 2	118 N	Colorado St.	2 3	
						98 A	Loyola Marymount	1 9	122 N	Southern Utah	2 8	
						98 A	Loyola Marymount	9 7	122 N	Southern Utah	1 6	
						98 A	Loyola Marymount	6 2	133 N	Portland St.	3 8	
						98 A	Loyola Marymount	3 11	134 A	Sacramento St.	4 5	
									134 A	Sacramento St.	1 2	
									134 A	Sacramento St.	0 3	
									134 A	Sacramento St.	4 7	
									137 H	UC Davis	2 3	
									166 N	Cal St. Fullerton	1 9	
									166 N	Cal St. Fullerton	2 9	
									176 A	UC Riverside	4 7	
									182 H	James Madison	5 9	
									182 H	James Madison	2 5	
									184 H	St. Mary's (CA)	0 3	
LAST 10 GAMES												
						184 H	San Diego	4 5	184 H	St. Mary's (CA)	0 2	
						184 H	San Diego	0 7	184 H	St. Mary's (CA)	6 13	
						184 H	San Diego	2 3	184 H	St. Mary's (CA)	3 2	
						184 H	San Diego	0 8	184 H	St. Mary's (CA)	3 6	
						1 A	California	2 10	184 N	St. Mary's (CA)	12 10	
						87 A	Pacific	4 0				

Non-Div. I Games:

Santa Clara

RPI	S	Opponent	Score	
203	N	Northern Colo.	8	7
205	N	Ill.-Chicago	1	5
212	N	Seattle	2	3
212	N	Seattle	3	2
228	A	UTEP	4	5
228	A	UTEP	3	11
270	N	Brown	3	4
270	N	Brown	6	4

Santa Clara

S
a
n
t
a
C
l
a
r
a

S
a
n
t
a
C
l
a
r
a

Average RPI Win: 245		WON-LOST RECORD		WINNING PCT. RANK		LAST 10 GAMES		STRENGTH OF SCHEDULE		OPP. STRENGTH OF SCHEDULE		TEAM RPI		ADJ RPI		CONF. RPI		ADJ CONF. RPI	
DIV. I ONLY		22-22-0		.5 134		3-7-0		281		228		237		.41184 249		31		31	
DIV. I NON-CONF.		11-19-0		.36667 207		0-4-0		273		155		247		.40364 254		31		31	
TOTALS		RPI 1-25		RPI 26-50		W-L RECORDS		RPI 51-100		RPI 101-150		RPI 150+							
22-22-0		0-0-0		0-5-0		OVERALL		1-3-0		1-2-0		20-12-0							
10-8-0		0-0-0		0-1-0		HOME		0-0-0		1-0-0		9-7-0							
3-8-0		0-0-0		0-1-0		AWAY		0-2-0		0-2-0		3-3-0							
9-6-0		0-0-0		0-3-0		NEUTRAL		1-1-0		0-0-0		8-2-0							
11-19-0		0-0-0		0-5-0		NON-CONFERENCE		1-3-0		1-2-0		9-9-0							
7-8-0		0-0-0		0-1-0		HOME		0-0-0		1-0-0		6-7-0							
0-5-0		0-0-0		0-0-		AWAY		0-2-0		0-2-0		0-0-0							
4-6-0		0-0-0		0-3-0		NEUTRAL		1-1-0		0-0-0		3-2-0							
11-3-0		0-0-0		0-0-0		CONFERENCE		0-0-0		0-0-0		11-3-0							
3-0-0		0-0-0		0-0-0		HOME		0-0-0		0-0-0		3-0-0							
3-3-0		0-0-0		0-0-0		AWAY		0-0-0		0-0-0		3-3-0							
5-0-0		0-0-0		0-0-0		NEUTRAL		0-0-0		0-0-0		5-0-0							
RPI	S	Opponent	Score	RPI	S	Opponent	Score	RPI	S	Opponent	Score	RPI	S	Opponent	Score				
				31	N	Oklahoma St.	1 2	63	A	Arkansas	4 5	138	A	Central Ark.	0 8				
				34	A	Mississippi St.	3 12	63	N	Arkansas	3 4	138	H	Central Ark.	1 0				
				34	H	Mississippi St.	2 11	94	A	Ole Miss	2 5	145	A	La.-Monroe	2 5				
				43	N	Kansas	3 5	94	N	Ole Miss	7 2	155	A	Mississippi Val.	1 6				
				46	N	Troy	0 9					155	A	Mississippi Val.	9 14				
												155	A	Mississippi Val.	2 3				
												203	N	Northern Colo.	1 3				
												215	H	Southeast Mo. St.	11 1				
												224	H	Southern Miss.	8 2				
												224	H	Southern Miss.	5 8				
												227	H	Northwestern St.	6 16				
												227	H	Northwestern St.	9 8				
												227	N	Northwestern St.	4 1				
												231	H	Austin Peay	6 4				
												231	H	Austin Peay	0 11				
												234	H	Nicholls St.	2 11				
												234	N	Nicholls St.	10 2				
												239	N	Texas Southern	2 1				
												242	H	Houston Baptist	5 4				
												242	H	Houston Baptist	3 6				
												242	H	Houston Baptist	3 2				
												246	H	Southeastern La.	0 2				
												246	H	Southeastern La.	2 3				
												255	N	Tennessee St.	8 1				
												255	N	Tennessee St.	4 5				
												275	A	Alabama St.	9 5				
												275	A	Alabama St.	4 2				
Non-Div. I Games:		Spring Hill		4	3	Belhaven		5	3	Belhaven		8	3	Christian Bros.		7	2		
		William Carey		5	6	Christian Bros.		6	1					Jackson St.					

J a c k s o n s t .

Jacksonson, S. T.

Jackson St.

Average RPI Win: 185		WON-LOST RECORD		WINNING PCT. RANK		LAST 10 GAMES		STRENGTH OF SCHEDULE		OPP. STRENGTH OF SCHEDULE		TEAM RPI		ADJ RPI		CONF. RPI		ADJ CONF. RPI			
DIV. I ONLY		13-31-0		.29545 244		2-8-0		238		130		251		.41152 250		13		14			
DIV. I NON-CONF.		9-15-0		.375 198		2-0-0		284		169		257		.40278 256		14		14			
TOTALS		RPI 1-25		RPI 26-50		W-L RECORDS		RPI 51-100		RPI 101-150		RPI 150+									
13-31-0		0-2-0		0-1-0		OVERALL		2-6-0		1-9-0		10-13-0									
5-11-0		0-0-0		0-0-0		HOME		0-0-0		1-4-0		4-7-0									
6-19-0		0-2-0		0-1-0		AWAY		2-6-0		0-5-0		4-5-0									
2-1-0		0-0-0		0-0-0		NEUTRAL		0-0-0		0-0-0		2-1-0									
9-15-0		0-2-0		0-1-0		NON-CONFERENCE		0-0-0		0-4-0		9-8-0									
4-6-0		0-0-0		0-0-0		HOME		0-0-0		0-2-0		4-4-0									
3-8-0		0-2-0		0-0-		AWAY		0-0-0		0-2-0		3-3-0									
2-1-0		0-0-0		0-0-0		NEUTRAL		0-0-0		0-0-0		2-1-0									
4-16-0		0-0-0		0-0-0		CONFERENCE		2-6-0		1-5-0		1-5-0									
1-5-0		0-0-0		0-0-0		HOME		0-0-0		1-2-0		0-3-0									
3-11-0		0-0-0		0-0-0		AWAY		2-6-0		0-3-0		1-2-0									
0-0-0		0-0-0		0-0-0		NEUTRAL		0-0-0		0-0-0		0-0-0									
RPI	S	Opponent		Score		RPI	S	Opponent		Score		RPI	S	Opponent		Score					
14	A	Missouri		0	7	30	A	Auburn		1	3	68	A	Illinois St.		2	1				
14	A	Missouri		2	4							68	A	Illinois St.		4	3				
												68	A	Illinois St.		0	4				
												70	A	Southern Ill.		1	2				
												70	A	Southern Ill.		1	9				
												73	A	UNI		0	1				
												73	A	UNI		0	8				
												73	A	UNI		1	8				
												124	H	Western Ill.		0	3				
												124	H	Western Ill.		2	8				
												129	H	Missouri St.		3	1				
												129	H	Missouri St.		0	3				
												129	H	Missouri St.		2	11				
												130	A	Creighton		1	2				
												130	A	Creighton		0	7				
												130	A	Creighton		3	4				
												143	A	Middle Tenn.		2	5				
												143	A	Middle Tenn.		0	1				
												152	N	Louisiana Tech		11	3				
												161	A	Bradley		1	2				
												161	A	Bradley		0	6				
												161	A	Bradley		5	1				
												163	H	UMKC		3	4				
												173	H	Saint Louis		5	2				
												173	H	Saint Louis		5	3				
												178	H	Butler		2	3				
												198	H	Wichita St.		0	1				
												198	H	Wichita St.		1	7				
												198	H	Wichita St.		0	1				
												215	H	Southeast Mo. St.		1	6				
												215	H	Southeast Mo. St.		5	4				
												216	N	George Washington		11	6				
												221	N	Drexel		0	1				
												228	A	UTEP		4	7				
												228	A	UTEP		3	7				
LAST 10 GAMES				130 A Creighton				0	7	70 A Southern Ill.				1	2	215 H Southeast Mo. St.				5	4
				130 A Creighton				3	4	70 A Southern Ill.				1	9	216 N George Washington				11	6
				130 A Creighton				1	2	198 H Wichita St.				0	1	221 N Drexel				0	1
				173 H Saint Louis				5	2	198 H Wichita St.				1	7	228 A UTEP				4	7
				173 H Saint Louis				5	3	198 H Wichita St.				0	1	228 A UTEP				3	7

Non-Div. I Games:

Evansville

Evansville

Average RPI Win:	196	WON-LOST RECORD	WINNING PCT. RANK	LAST 10 GAMES	STRENGTH OF SCHEDULE	OPP. STRENGTH OF SCHEDULE	TEAM RPI	ADJ RPI	CONF. RPI	ADJ CONF. RPI						
DIV. I ONLY		13-34-0	.2766	254	4-6-0	171	230	247	.41037	251	24	22				
DIV. I NON-CONF.		8-24-0	.25	250	1-2-0	203	202	254	.40268	257	24	24				
<hr/>																
TOTALS	RPI 1-25	RPI 26-50		W-L RECORDS		RPI 51-100		RPI 101-150		RPI 150+						
13-34-0	0-1-0	0-3-0		OVERALL		1-3-0		0-10-0		12-17-0						
3-3-0	0-0-0	0-0-0		HOME		0-0-0		0-0-0		3-3-0						
3-14-0	0-1-0	0-1-0		AWAY		0-1-0		0-5-0		3-6-0						
7-17-0	0-0-0	0-2-0		NEUTRAL		1-2-0		0-5-0		6-8-0						
8-24-0	0-1-0	0-3-0		NON-CONFERENCE		1-3-0		0-7-0		7-10-0						
1-2-0	0-0-0	0-0-0		HOME		0-0-0		0-0-0		1-2-0						
0-5-0	0-1-0	0-0-		AWAY		0-1-0		0-2-0		0-0-0						
7-17-0	0-0-0	0-2-0		NEUTRAL		1-2-0		0-5-0		6-8-0						
5-10-0	0-0-0	0-0-0		CONFERENCE		0-0-0		0-3-0		5-7-0						
2-1-0	0-0-0	0-0-0		HOME		0-0-0		0-0-0		2-1-0						
3-9-0	0-0-0	0-0-0		AWAY		0-0-0		0-3-0		3-6-0						
0-0-0	0-0-0	0-0-0		NEUTRAL		0-0-0		0-0-0		0-0-0						
<hr/>																
RPI	S	Opponent	Score		RPI	S	Opponent	Score		RPI	S	Opponent	Score			
16	A	Georgia	2	4	27	A	Notre Dame	5	6	53	N	Rutgers	5	3		
					46	N	Troy	5	6	69	N	Ball St.	0	3		
					49	N	Minnesota	5	9	83	A	South Carolina	4	7		
										84	N	Western Ky.	3	4		
												113	N	UT Martin	1	4
												125	A	Robert Morris	9	10
												125	A	Robert Morris	5	7
												132	N	Temple	1	6
												136	N	Central Mich.	1	6
												142	N	Ohio	0	9
												148	N	Villanova	0	8
												149	A	Youngstown St.	8	10
												149	A	Youngstown St.	1	7
												149	A	Youngstown St.	2	3
												156	N	Tennessee Tech	2	0
												157	A	Loyola Chicago	4	3
												157	A	Loyola Chicago	5	3
												157	A	Loyola Chicago	0	3
												186	N	Winthrop	1	3
												193	N	Fairleigh Dickinson	3	6
												195	N	Dayton	10	11
												196	H	Wright St.	2	1
												196	H	Wright St.	6	2
												196	H	Wright St.	2	6
												204	N	Bryant	4	3
												205	A	Ill.-Chicago	5	6
												205	A	Ill.-Chicago	3	1
												205	A	Ill.-Chicago	1	8
												213	H	Saint Francis (PA)	8	9
												213	H	Saint Francis (PA)	4	1
												213	H	Saint Francis (PA)	4	1
												222	A	Green Bay	1	2
												222	A	Green Bay	1	2
												222	A	Green Bay	4	5
												27	A	Notre Dame	5	6
												157	A	Loyola Chicago	0	3
												222	A	Green Bay	1	4
												222	A	Green Bay	1	2
												222	A	Green Bay	4	5
												213	H	Saint Francis (PA)	4	1
												213	H	Saint Francis (PA)	8	9
												213	H	Saint Francis (PA)	4	1
												196	H	Wright St.	2	1

Non-Div. I Games:

Cleveland St.

RPI	S	Opponent	Score	
222	A	Green Bay	1	4
222	A	Green Bay	4	5
225	N	Neb. Omaha	4	2
237	N	Rider	8	2
247	N	Canisius	6	10
252	H	Niagara	0	10
255	N	Tennessee St.	3	5
261	N	Wagner	1	9
261	N	Wagner	2	3
272	N	Manhattan	10	6
277	N	Lafayette	4	5
280	N	Howard	6	4

Cleveland St.

C
l
e
v
e
l
a
n
d
s
t
.

C
l
e
v
e
l
a
n
d
s
t
.

Average RPI Win:	229	WON-LOST	WINNING	LAST 10	STRENGTH OF	OPP. STRENGTH	TEAM	ADJ	CONF.	ADJ CONF.		
Average RPI Loss:	169	RECORD	PCT. RANK	GAMES	SCHEDULE	OF SCHEDULE	RPI	RPI	RPI	RPI		
DIV. I ONLY		9-26-0	.25714	259	2-8-0	175	251	253	.40961	252	28	28
DIV. I NON-CONF.		7-20-0	.25926	246	0-2-0	207	246	255	.41018	253	28	28
<hr/>												
TOTALS	RPI 1-25	RPI 26-50		W-L RECORDS		RPI 51-100		RPI 101-150		RPI 150+		
9-26-0	0-0-0	0-0-0		OVERALL		0-5-0		0-3-0		9-18-0		
4-2-0	0-0-0	0-0-0		HOME		0-0-0		0-0-0		4-2-0		
3-13-0	0-0-0	0-0-0		AWAY		0-2-0		0-2-0		3-9-0		
2-11-0	0-0-0	0-0-0		NEUTRAL		0-3-0		0-1-0		2-7-0		
7-20-0	0-0-0	0-0-0		NON-CONFERENCE		0-5-0		0-3-0		7-12-0		
2-0-0	0-0-0	0-0-0		HOME		0-0-0		0-0-0		2-0-0		
3-9-0	0-0-0	0-0-		AWAY		0-2-0		0-2-0		3-5-0		
2-11-0	0-0-0	0-0-0		NEUTRAL		0-3-0		0-1-0		2-7-0		
2-6-0	0-0-0	0-0-0		CONFERENCE		0-0-0		0-0-0		2-6-0		
2-2-0	0-0-0	0-0-0		HOME		0-0-0		0-0-0		2-2-0		
0-4-0	0-0-0	0-0-0		AWAY		0-0-0		0-0-0		0-4-0		
0-0-0	0-0-0	0-0-0		NEUTRAL		0-0-0		0-0-0		0-0-0		
RPI	S	Opponent	Score	RPI	S	Opponent	Score	RPI	S	Opponent	Score	
						51 N	Purdue	6		113 N	UT Martin	
						65 A	Chattanooga	3		149 A	Youngstown St.	
						69 N	Ball St.	0		149 A	Youngstown St.	
						78 A	Miami (OH)	0		158 N	Eastern Mich.	
						89 N	Valparaiso	1		158 N	Eastern Mich.	
										160 N	Seton Hall	
										182 N	James Madison	
										185 H	Fairfield	
										185 H	Fairfield	
										188 A	Marist	
										188 A	Marist	
										189 A	Buffalo	
										189 A	Buffalo	
										193 N	Fairleigh Dickinson	
										194 H	Iona	
										194 H	Iona	
										195 N	Dayton	
										201 N	East Tenn. St.	
										207 A	Akron	
										207 A	Akron	
										240 A	Siena	
										240 A	Siena	
										245 N	Princeton	
										251 A	Cleveland St.	
										254 H	Mt. St. Mary's	
										254 H	Mt. St. Mary's	
										254 N	Mt. St. Mary's	
LAST 10 GAMES												
						188 A	Marist	5		189 A	Buffalo	
						188 A	Marist	2		185 H	Fairfield	
						240 A	Siena	1		185 H	Fairfield	
						240 A	Siena	0		194 H	Iona	
						189 A	Buffalo	6		194 H	Iona	

Non-Div. I Games:

Niagara

RPI	S	Opponent	Score	
258	A	Coppin St.	6	1
262	A	UMBC	0	1
262	A	UMBC	3	2

Niagara

N
i
a
g
a
r
a

N
i
a
g
a
r
a

Average RPI Win: 211		WON-LOST	WINNING	LAST 10	STRENGTH OF		OPP. STRENGTH	TEAM	ADJ		CONF.	ADJ CONF.
Average RPI Loss: 155		RECORD	PCT. RANK	GAMES	SCHEDULE		OF SCHEDULE	RPI	RPI		RPI	RPI
DIV. I ONLY		10-25-1	.29167	247	226		209	255	.40729		253	21
DIV. I NON-CONF.		6-11-1	.36111	210	223		194	232	.43727		226	22
TOTALS		RPI 1-25	RPI 26-50		W-L RECORDS		RPI 51-100		RPI 101-150		RPI 150+	
10-25-1		0-0-0	0-0-0		OVERALL		1-4-0		1-11-1		8-10-0	
4-3-1		0-0-0	0-0-0		HOME		0-0-0		1-0-1		3-3-0	
2-16-0		0-0-0	0-0-0		AWAY		0-4-0		0-6-0		2-6-0	
4-6-0		0-0-0	0-0-0		NEUTRAL		1-0-0		0-5-0		3-1-0	
6-11-1		0-0-0	0-0-0		NON-CONFERENCE		1-1-0		1-5-1		4-5-0	
1-0-1		0-0-0	0-0-0		HOME		0-0-0		1-0-1		0-0-0	
1-5-0		0-0-0	0-0-		AWAY		0-1-0		0-0-0		1-4-0	
4-6-0		0-0-0	0-0-0		NEUTRAL		1-0-0		0-5-0		3-1-0	
4-14-0		0-0-0	0-0-0		CONFERENCE		0-3-0		0-6-0		4-5-0	
3-3-0		0-0-0	0-0-0		HOME		0-0-0		0-0-0		3-3-0	
1-11-0		0-0-0	0-0-0		AWAY		0-3-0		0-6-0		1-2-0	
0-0-0		0-0-0	0-0-0		NEUTRAL		0-0-0		0-0-0		0-0-0	
RPI S	Opponent	Score	RPI S	Opponent	Score	RPI S	Opponent	Score	RPI S	Opponent	Score	
						54 A	Nebraska	0 8	122 A	Southern Utah	0 7	
						77 A	IPFW	0 1	122 A	Southern Utah	0 10	
						77 A	IPFW	0 8	122 A	Southern Utah	0 8	
						77 A	IPFW	0 10	124 A	Western Ill.	3 9	
						95 N	Fla. Gulf Coast	2 1	124 A	Western Ill.	1 13	
									124 A	Western Ill.	2 7	
									129 N	Missouri St.	2 7	
									130 H	Creighton	1 1	
									130 H	Creighton	1 0	
									130 N	Creighton	1 8	
									136 N	Central Mich.	0 2	
									138 N	Central Ark.	1 2	
									148 N	Villanova	0 8	
									163 H	UMKC	4 0	
									163 H	UMKC	1 9	
									163 H	UMKC	1 12	
									198 N	Wichita St.	1 4	
									203 A	Northern Colo.	2 3	
									203 A	Northern Colo.	7 8	
									203 A	Northern Colo.	1 2	
									223 A	North Dakota	5 3	
									223 A	North Dakota	3 4	
									233 N	Toledo	7 3	
									233 N	Toledo	4 3	
									233 N	Toledo	9 7	
									263 H	South Dakota	2 3	
									263 H	South Dakota	8 4	
LAST 10 GAMES						122 A	Southern Utah	0 7	274 A	Oakland	6 2	
						122 A	Southern Utah	0 8	223 A	North Dakota	3 4	
						122 A	Southern Utah	0 10	223 A	North Dakota	5 3	
						274 A	Oakland	3 5	163 H	UMKC	1 12	
						274 A	Oakland	5 6	163 H	UMKC	4 0	

Non-Div. I Games:

South Dakota St.

RPI	S	Opponent	Score	
263	H	South Dakota	1	0
274	A	Oakland	3	5
274	A	Oakland	6	2
274	A	Oakland	5	6

South Dakota St.

S
o
u
t
h
D
a
k
o
t
a
S
t
.

S
o
u
t
h
D
a
k
o
t
a
S
t
.

Average RPI Win:	193	WON-LOST RECORD	WINNING PCT. RANK	LAST 10 GAMES	STRENGTH OF SCHEDULE	OPP. STRENGTH OF SCHEDULE	TEAM RPI	ADJ RPI	CONF. RPI	ADJ CONF. RPI	
Average RPI Loss:	187										
DIV. I ONLY	13-28-0	.31707	237	4-6-0	210	241	249	.40618	254	23	23
DIV. I NON-CONF.	7-19-0	.26923	243	1-3-0	263	259	264	.38271	265	26	25
<hr/>											
TOTALS	RPI 1-25	RPI 26-50		W-L RECORDS	RPI 51-100		RPI 101-150		RPI 150+		
13-28-0	0-0-0	0-0-0		OVERALL	0-2-0		3-7-0		10-19-0		
1-5-0	0-0-0	0-0-0		HOME	0-0-0		1-3-0		0-2-0		
8-14-0	0-0-0	0-0-0		AWAY	0-1-0		2-4-0		6-9-0		
4-9-0	0-0-0	0-0-0		NEUTRAL	0-1-0		0-0-0		4-8-0		
<hr/>											
7-19-0	0-0-0	0-0-0		NON-CONFERENCE	0-2-0		1-3-0		6-14-0		
0-0-0	0-0-0	0-0-0		HOME	0-0-0		0-0-0		0-0-0		
3-10-0	0-0-0	0-0-		AWAY	0-1-0		1-3-0		2-6-0		
4-9-0	0-0-0	0-0-0		NEUTRAL	0-1-0		0-0-0		4-8-0		
<hr/>											
6-9-0	0-0-0	0-0-0		CONFERENCE	0-0-0		2-4-0		4-5-0		
1-5-0	0-0-0	0-0-0		HOME	0-0-0		1-3-0		0-2-0		
5-4-0	0-0-0	0-0-0		AWAY	0-0-0		1-1-0		4-3-0		
0-0-0	0-0-0	0-0-0		NEUTRAL	0-0-0		0-0-0		0-0-0		
<hr/>											
RPI S	Opponent	Score	RPI S	Opponent	Score	RPI S	Opponent	Score	RPI S	Opponent	Score
						82 A	North Florida	0 7	120 H	Quinnipiac	1 0
						100 N	McNeese St.	0 8	120 H	Quinnipiac	0 2
									123 A	Stetson	1 0
									123 A	Stetson	0 8
									123 A	Stetson	1 7
									123 A	Stetson	0 2
									125 H	Robert Morris	1 8
									125 H	Robert Morris	0 12
									128 A	Central Conn. St.	2 9
									128 A	Central Conn. St.	3 1
									151 N	Delaware St.	4 3
									151 N	Delaware St.	1 5
									190 N	St. Bonaventure	3 4
									190 N	St. Bonaventure	7 0
									190 N	St. Bonaventure	0 9
									190 N	St. Bonaventure	0 6
									193 A	Fairleigh Dickinson	1 0
									193 A	Fairleigh Dickinson	4 3
									200 N	Bethune-Cookman	6 7
									202 N	Georgetown	1 2
									204 A	Bryant	2 5
									204 A	Bryant	12 5
			LAST 10 GAMES						204 A	Bryant	12 5
			193 A	Fairleigh Dickinson	4 3	213 A	Saint Francis (PA)	2 11	213 A	Saint Francis (PA)	5 3
			193 A	Fairleigh Dickinson	1 0	252 A	Niagara	1 4	213 A	Saint Francis (PA)	2 11
			125 H	Robert Morris	1 8	252 A	Niagara	1 2	216 A	George Washington	0 3
			125 H	Robert Morris	0 12	247 A	Canisius	8 6	216 A	George Washington	4 5
			213 A	Saint Francis (PA)	5 3	247 A	Canisius	0 1	230 N	Rhode Island	8 0

Non-Div. I Games:

Mt. St. Mary's

RPI	S	Opponent	Score	
232	A	Sacred Heart	4	12
232	H	Sacred Heart	0	1
232	H	Sacred Heart	1	2
240	N	Siena	5	8
247	A	Canisius	0	1
247	A	Canisius	8	6
252	A	Niagara	1	2
252	A	Niagara	1	4
252	N	Niagara	6	2
258	A	Coppin St.	3	4
262	A	UMBC	11	0
270	N	Brown	4	5

Mt. St. Mary's

Average RPI Win:	207	WON-LOST	WINNING	LAST 10	STRENGTH OF	OPP. STRENGTH	TEAM	ADJ	CONF.	ADJ CONF.				
Average RPI Loss:	159	RECORD	PCT. RANK	GAMES	SCHEDULE	OF SCHEDULE	RPI	RPI	RPI	RPI				
DIV. I ONLY		11-34-0	.24444	265	1-9-0	202	227	259	.40331	255	22	21		
DIV. I NON-CONF.		8-13-0	.38095	193	1-1-0	233	211	229	.43347	230	21	21		
<hr/>														
TOTALS	RPI 1-25	RPI 26-50		W-L RECORDS		RPI 51-100		RPI 101-150		RPI 150+				
11-34-0	0-1-0	0-0-0		OVERALL		1-3-0		0-7-0		10-23-0				
4-14-0	0-0-0	0-0-0		HOME		0-1-0		0-2-0		4-11-0				
2-15-0	0-1-0	0-0-0		AWAY		1-1-0		0-5-0		1-8-0				
5-5-0	0-0-0	0-0-0		NEUTRAL		0-1-0		0-0-0		5-4-0				
<hr/>														
8-13-0	0-1-0	0-0-0		NON-CONFERENCE		1-3-0		0-1-0		7-8-0				
1-5-0	0-0-0	0-0-0		HOME		0-1-0		0-1-0		1-3-0				
2-3-0	0-1-0	0-0-		AWAY		1-1-0		0-0-0		1-1-0				
5-5-0	0-0-0	0-0-0		NEUTRAL		0-1-0		0-0-0		5-4-0				
<hr/>														
3-21-0	0-0-0	0-0-0		CONFERENCE		0-0-0		0-6-0		3-15-0				
3-9-0	0-0-0	0-0-0		HOME		0-0-0		0-1-0		3-8-0				
0-12-0	0-0-0	0-0-0		AWAY		0-0-0		0-5-0		0-7-0				
0-0-0	0-0-0	0-0-0		NEUTRAL		0-0-0		0-0-0		0-0-0				
<hr/>														
RPI	S	Opponent	Score		RPI	S	Opponent	Score		RPI	S	Opponent	Score	
6	A	Florida	0	8						63	A	Arkansas	0	7
										74	H	Ohio St.	0	6
										83	A	South Carolina	4	2
										84	N	Western Ky.	0	8
										113	A	UT Martin	1	10
										113	A	UT Martin	3	5
										113	A	UT Martin	1	9
										119	H	Mercer	5	6
										127	A	Jacksonville St.	1	10
										127	A	Jacksonville St.	3	6
										127	H	Jacksonville St.	0	2
										154	H	Murray St.	2	5
										154	H	Murray St.	0	10
										154	H	Murray St.	0	14
										156	H	Tennessee Tech	4	1
										156	H	Tennessee Tech	0	4
										156	H	Tennessee Tech	3	5
										162	H	Eastern Ill.	3	7
										162	H	Eastern Ill.	0	4
										162	H	Eastern Ill.	3	5
										169	A	Eastern Ky.	0	8
										169	A	Eastern Ky.	2	8
										169	A	Eastern Ky.	2	10
										177	N	Gardner-Webb	6	8
										177	N	Gardner-Webb	4	6
										181	N	Campbell	3	2
										181	N	Campbell	6	1
										186	N	Winthrop	1	3
										190	H	St. Bonaventure	1	3
										214	A	Belmont	4	3
										214	A	Belmont	4	9
<hr/>														
LAST 10 GAMES														
215	A	Southeast Mo. St.	2	6	169	A	Eastern Ky.	2	8	181	N	Campbell	6	1
215	A	Southeast Mo. St.	4	12	169	A	Eastern Ky.	2	10	186	N	Winthrop	1	3
215	A	Southeast Mo. St.	0	2	169	A	Eastern Ky.	0	8	190	H	St. Bonaventure	1	3
214	A	Belmont	4	3	127	H	Jacksonville St.	0	2	214	A	Belmont	4	3
214	A	Belmont	4	9	162	H	Eastern Ill.	0	4	214	A	Belmont	4	9

Non-Div. I Games:

Tennessee St.

RPI	S	Opponent	Score	
215	A	Southeast Mo. St.	4	12
215	A	Southeast Mo. St.	0	2
215	A	Southeast Mo. St.	2	6
227	H	Northwestern St.	0	8
227	N	Northwestern St.	4	1
231	A	Austin Peay	0	6
231	H	Austin Peay	6	5
231	H	Austin Peay	5	0
249	N	Jackson St.	5	4
249	N	Jackson St.	1	8
251	N	Cleveland St.	5	3
275	H	Alabama St.	8	5
275	H	Alabama St.	3	4

Tennessee St.

T
e
n
n
e
s
s
e
e
s
t
.

T
e
n
n
e
s
s
e
e
s
t
.

Average RPI Win:	263	WON-LOST RECORD	WINNING PCT. RANK	LAST 10 GAMES	STRENGTH OF SCHEDULE	OPP. STRENGTH OF SCHEDULE	TEAM RPI	ADJ RPI	CONF. RPI	ADJ CONF. RPI		
Average RPI Loss:	177											
DIV. I ONLY		19-18-0	.51351	124	8-2-0	285	279	256	.40308	256	30	30
DIV. I NON-CONF.		2-15-0	.11765	278	0-1-0	189	261	270	.37445	272	30	30
<hr/>												
TOTALS	RPI 1-25	RPI 26-50		W-L RECORDS		RPI 51-100		RPI 101-150		RPI 150+		
19-18-0	0-0-0	0-0-0		OVERALL		0-1-0		1-7-0		18-10-0		
12-7-0	0-0-0	0-0-0		HOME		0-0-0		1-3-0		11-4-0		
5-5-0	0-0-0	0-0-0		AWAY		0-1-0		0-4-0		5-0-0		
2-6-0	0-0-0	0-0-0		NEUTRAL		0-0-0		0-0-0		2-6-0		
<hr/>												
2-15-0	0-0-0	0-0-0		NON-CONFERENCE		0-1-0		1-7-0		1-7-0		
1-4-0	0-0-0	0-0-0		HOME		0-0-0		1-3-0		0-1-0		
0-5-0	0-0-0	0-0-		AWAY		0-1-0		0-4-0		0-0-0		
1-6-0	0-0-0	0-0-0		NEUTRAL		0-0-0		0-0-0		1-6-0		
<hr/>												
17-3-0	0-0-0	0-0-0		CONFERENCE		0-0-0		0-0-0		17-3-0		
11-3-0	0-0-0	0-0-0		HOME		0-0-0		0-0-0		11-3-0		
5-0-0	0-0-0	0-0-0		AWAY		0-0-0		0-0-0		5-0-0		
1-0-0	0-0-0	0-0-0		NEUTRAL		0-0-0		0-0-0		1-0-0		
<hr/>												
RPI S	Opponent	Score	RPI S	Opponent	Score	RPI S	Opponent	Score	RPI S	Opponent	Score	
						75 A	S.C. Upstate	0 5	116 A	Charleston So.	2 4	
									116 A	Charleston So.	2 3	
									119 H	Mercer	3 2	
									119 H	Mercer	3 9	
									121 H	Col. of Charleston	0 1	
									121 H	Col. of Charleston	2 8	
									123 A	Stetson	2 5	
									123 A	Stetson	1 9	
									155 N	Mississippi Val.	1 11	
									162 N	Eastern Ill.	3 8	
									218 N	Liberty	6 8	
									218 N	Liberty	1 7	
									219 H	Florida A&M	2 3	
									219 H	Florida A&M	2 0	
									219 H	Florida A&M	6 4	
									225 N	Neb. Omaha	1 3	
									241 H	Norfolk St.	3 2	
									241 H	Norfolk St.	3 4	
									265 N	La Salle	4 2	
									275 H	Alabama St.	0 3	
									276 H	N.C. A&T	8 1	
									276 H	N.C. A&T	2 1	
									276 H	N.C. A&T	3 0	
									279 H	Morgan St.	9 11	
									279 H	Morgan St.	3 2	
									279 H	Morgan St.	3 0	
									280 H	Howard	6 1	
<hr/>												
			LAST 10 GAMES									
			276 H	N.C. A&T	2 1	285 A	N.C. Central	7 3	276 H	N.C. A&T	2 1	
			276 H	N.C. A&T	3 0	219 H	Florida A&M	2 3	279 H	Morgan St.	9 11	
			276 H	N.C. A&T	8 1	219 H	Florida A&M	6 4	279 H	Morgan St.	3 2	
			285 A	N.C. Central	16 2	219 H	Florida A&M	2 0	279 H	Morgan St.	3 0	
			285 A	N.C. Central	5 0	123 A	Stetson	1 9	280 H	Howard	6 1	

Non-Div. I Games: Kentucky St. 1 2

Savannah St.

RPI	S	Opponent	Score	
280	H	Howard	11	3
280	H	Howard	8	0
282	N	South Carolina St.	10	2
285	A	N.C. Central	7	3
285	A	N.C. Central	5	0
285	A	N.C. Central	16	2
288	N	Grambling	1	4
289	A	Md.-East. Shore	8	0
289	A	Md.-East. Shore	10	1

Savannah St.

S
a
v
a
n
n
a
h
S
t
.

S
a
v
a
n
n
a
h
S
t
.

Average RPI Win: 215		WON-LOST	WINNING	LAST 10	STRENGTH OF	OPP. STRENGTH	TEAM	ADJ	CONF.	ADJ CONF.		
Average RPI Loss: 164		RECORD	PCT. RANK	GAMES	SCHEDULE	OF SCHEDULE	RPI	RPI	RPI	RPI		
DIV. I ONLY		10-36-0	.21739	273	1-9-0	167	248	260	.40259	257	24	22
DIV. I NON-CONF.		8-20-0	.28571	238	0-2-0	202	255	251	.41495	247	24	24
<hr/>												
TOTALS		RPI 1-25		RPI 26-50		W-L RECORDS		RPI 51-100		RPI 101-150		RPI 150+
10-36-0		0-0-0		0-0-0		OVERALL		0-6-0		2-10-0		8-20-0
3-14-0		0-0-0		0-0-0		HOME		0-5-0		0-5-0		3-4-0
3-12-0		0-0-0		0-0-0		AWAY		0-1-0		1-1-0		2-10-0
4-10-0		0-0-0		0-0-0		NEUTRAL		0-0-0		1-4-0		3-6-0
8-20-0		0-0-0		0-0-0		NON-CONFERENCE		0-3-0		2-7-0		6-10-0
1-5-0		0-0-0		0-0-0		HOME		0-2-0		0-2-0		1-1-0
3-6-0		0-0-0		0-0-		AWAY		0-1-0		1-1-0		2-4-0
4-9-0		0-0-0		0-0-0		NEUTRAL		0-0-0		1-4-0		3-5-0
2-16-0		0-0-0		0-0-0		CONFERENCE		0-3-0		0-3-0		2-10-0
2-9-0		0-0-0		0-0-0		HOME		0-3-0		0-3-0		2-3-0
0-6-0		0-0-0		0-0-0		AWAY		0-0-0		0-0-0		0-6-0
0-1-0		0-0-0		0-0-0		NEUTRAL		0-0-0		0-0-0		0-1-0
RPI	S	Opponent	Score	RPI	S	Opponent	Score	RPI	S	Opponent	Score	
						75 A	S.C. Upstate	0	8	102 A	Bowling Green	3 1
						77 H	IPFW	1	9	102 A	Bowling Green	4 6
						77 H	IPFW	2	4	136 H	Central Mich.	1 11
						89 H	Valparaiso	1	9	136 H	Central Mich.	4 14
						89 H	Valparaiso	2	7	141 N	Utah Valley	0 1
						89 H	Valparaiso	3	12	142 N	Ohio	5 13
										146 N	Penn	2 6
										149 H	Youngstown St.	1 9
										149 H	Youngstown St.	0 9
										149 H	Youngstown St.	1 10
										150 N	Lehigh	1 2
										150 N	Lehigh	3 2
										158 A	Eastern Mich.	0 8
										158 A	Eastern Mich.	1 7
										163 N	UMKC	5 8
										178 A	Butler	3 8
										178 A	Butler	2 9
										178 A	Butler	2 7
										178 N	Butler	0 8
										190 N	St. Bonaventure	3 6
										193 N	Fairleigh Dickinson	4 3
										195 A	Dayton	1 5
										195 A	Dayton	5 3
										196 A	Wright St.	0 8
										196 A	Wright St.	1 8
										196 A	Wright St.	1 3
										205 H	Ill.-Chicago	7 6
										205 H	Ill.-Chicago	7 6
LAST 10 GAMES												
						178 A	Butler	2	9	149 H	Youngstown St.	0 9
						178 A	Butler	3	8	158 A	Eastern Mich.	1 7
						178 A	Butler	2	7	158 A	Eastern Mich.	0 8
						149 H	Youngstown St.	1	9	205 H	Ill.-Chicago	2 10
						149 H	Youngstown St.	1	10	205 H	Ill.-Chicago	7 6

Non-Div. I Games:

Detroit

Detroit

Through Games Of Through April 23, 2012

RPI	S	Opponent	Score	
205	H	Ill.-Chicago	2	10
210	N	Indiana St.	3	8
219	N	Florida A&M	0	8
222	H	Green Bay	2	3
222	H	Green Bay	2	11
222	H	Green Bay	7	5
232	N	Sacred Heart	7	9
250	A	Evansville	4	3
250	A	Evansville	1	2
274	H	Oakland	0	9
274	H	Oakland	10	7
277	N	Lafayette	6	2
278	N	Holy Cross	4	1

Detroit

D
e
t
r
o
i
t

D
e
t
r
o
i
t

Average RPI Win:	254	WON-LOST	WINNING	LAST 10	STRENGTH OF	OPP. STRENGTH	TEAM	ADJ	CONF.	ADJ CONF.		
Average RPI Loss:	207	RECORD	PCT. RANK	GAMES	SCHEDULE	OF SCHEDULE	RPI	RPI	RPI	RPI		
DIV. I ONLY		15-17-0	.46875	165	7-3-0	280	283	257	.39697	258	30	30
DIV. I NON-CONF.		4-12-0	.25	250	0-0-0	232	281	260	.38804	260	30	30
<hr/>												
TOTALS	RPI 1-25	RPI 26-50		W-L RECORDS		RPI 51-100		RPI 101-150		RPI 150+		
15-17-0	0-0-0	0-0-0		OVERALL		0-0-0		1-2-0		14-15-0		
9-13-0	0-0-0	0-0-0		HOME		0-0-0		1-2-0		8-11-0		
6-4-0	0-0-0	0-0-0		AWAY		0-0-0		0-0-0		6-4-0		
0-0-0	0-0-0	0-0-0		NEUTRAL		0-0-0		0-0-0		0-0-0		
<hr/>												
4-12-0	0-0-0	0-0-0		NON-CONFERENCE		0-0-0		1-2-0		3-10-0		
4-12-0	0-0-0	0-0-0		HOME		0-0-0		1-2-0		3-10-0		
0-0-0	0-0-0	0-0-		AWAY		0-0-0		0-0-0		0-0-0		
0-0-0	0-0-0	0-0-0		NEUTRAL		0-0-0		0-0-0		0-0-0		
<hr/>												
11-5-0	0-0-0	0-0-0		CONFERENCE		0-0-0		0-0-0		11-5-0		
5-1-0	0-0-0	0-0-0		HOME		0-0-0		0-0-0		5-1-0		
6-4-0	0-0-0	0-0-0		AWAY		0-0-0		0-0-0		6-4-0		
0-0-0	0-0-0	0-0-0		NEUTRAL		0-0-0		0-0-0		0-0-0		
<hr/>												
RPI	S	Opponent	Score	RPI	S	Opponent	Score	RPI	S	Opponent	Score	
								125	H	Robert Morris	3	14
								128	H	Central Conn. St.	5	4
								128	H	Central Conn. St.	0	5
								151	A	Delaware St.	0	7
								151	A	Delaware St.	2	1
								151	A	Delaware St.	1	2
								160	H	Seton Hall	2	4
								193	H	Fairleigh Dickinson	1	12
								193	H	Fairleigh Dickinson	2	6
								194	H	Iona	0	2
								213	H	Saint Francis (PA)	3	6
								232	H	Sacred Heart	1	3
								240	H	Siena	3	5
								240	H	Siena	4	9
								240	H	Siena	2	13
								241	A	Norfolk St.	4	1
								241	A	Norfolk St.	2	1
								241	A	Norfolk St.	1	2
								247	H	Canisius	4	3
								252	H	Niagara	1	6
254	H	Mt. St. Mary's	4	3								
								270	H	Brown	4	0
								280	H	Howard	2	1
								289	H	Md.-East. Shore	9	1
								280	H	Howard	2	1
								289	H	Md.-East. Shore	5	0
								280	H	Howard	1	3
								289	H	Md.-East. Shore	5	1
								282	A	South Carolina St.	11	2
								241	A	Norfolk St.	2	1
								282	A	South Carolina St.	9	10

Non-Div. I Games:

Coppin St.

RPI	S	Opponent	Score	
282	A	South Carolina St.	15	0
282	A	South Carolina St.	5	3
289	H	Md.-East. Shore	9	1
289	H	Md.-East. Shore	5	1
289	H	Md.-East. Shore	5	0

Coppin St.

C
o
p
p
i
n
s
t
.

C
o
p
p
i
n
s
t
.

[illegible]

Non-Div. I Games:

Dartmouth

RPI	S	Opponent	Score	
270	A	Brown	6	4
286	N	Saint Peter's	6	1

Dartmouth

D
a
r
t
m
o
u
t
h

D
a
r
t
m
o
u
t
h

Average RPI Win: 262		WON-LOST	WINNING	LAST 10	STRENGTH OF		OPP. STRENGTH	TEAM	ADJ		CONF.	ADJ CONF.			
Average RPI Loss: 160		RECORD	PCT. RANK	GAMES	SCHEDULE		OF SCHEDULE	RPI	RPI		RPI	RPI			
DIV. I ONLY		19-26-0	.42222	189	6-4-0		282	265	261	.39407	260	30	30		
DIV. I NON-CONF.		10-20-0	.33333	221	1-3-0		240	222	246	.42047	242	30	30		
TOTALS		RPI 1-25	RPI 26-50		W-L RECORDS		RPI 51-100		RPI 101-150		RPI 150+				
19-26-0		0-2-0	0-0-0		OVERALL		0-0-0		1-11-0		18-13-0				
14-7-0		0-0-0	0-0-0		HOME		0-0-0		0-4-0		14-3-0				
0-12-0		0-2-0	0-0-0		AWAY		0-0-0		0-3-0		0-7-0				
5-7-0		0-0-0	0-0-0		NEUTRAL		0-0-0		1-4-0		4-3-0				
10-20-0		0-2-0	0-0-0		NON-CONFERENCE		0-0-0		1-11-0		9-7-0				
6-6-0		0-0-0	0-0-0		HOME		0-0-0		0-4-0		6-2-0				
0-9-0		0-2-0	0-0-		AWAY		0-0-0		0-3-0		0-4-0				
4-5-0		0-0-0	0-0-0		NEUTRAL		0-0-0		1-4-0		3-1-0				
9-6-0		0-0-0	0-0-0		CONFERENCE		0-0-0		0-0-0		9-6-0				
8-1-0		0-0-0	0-0-0		HOME		0-0-0		0-0-0		8-1-0				
0-3-0		0-0-0	0-0-0		AWAY		0-0-0		0-0-0		0-3-0				
1-2-0		0-0-0	0-0-0		NEUTRAL		0-0-0		0-0-0		1-2-0				
RPI	S	Opponent	Score	RPI	S	Opponent	Score	RPI	S	Opponent	Score	RPI	S	Opponent	Score
24	A	North Carolina	4 12							106	N	Boston College	1	5	
24	A	North Carolina	2 12							108	H	Longwood	1	3	
										108	H	Longwood	4	5	
										111	A	Coastal Caro.	0	8	
										116	A	Charleston So.	0	10	
										116	A	Charleston So.	0	5	
										116	H	Charleston So.	4	6	
										128	H	Central Conn. St.	2	3	
										128	N	Central Conn. St.	3	1	
										136	N	Central Mich.	1	5	
										138	N	Central Ark.	0	6	
										148	N	Villanova	1	11	
										151	A	Delaware St.	0	5	
										151	A	Delaware St.	2	5	
										151	A	Delaware St.	5	11	
										181	A	Campbell	0	8	
										181	A	Campbell	2	11	
										196	N	Wright St.	11	8	
										216	A	George Washington	2	3	
										216	A	George Washington	0	5	
										218	H	Liberty	6	9	
										218	H	Liberty	5	3	
										233	N	Toledo	0	8	
										262	H	UMBC	9	14	
										262	H	UMBC	6	5	
										265	N	La Salle	5	4	
										265	N	La Salle	6	4	
LAST 10 GAMES				LAST 10 GAMES				LAST 10 GAMES				LAST 10 GAMES			
289	H	Md.-East. Shore	5 2	280	H	Howard	9 2	233	N	Toledo	0 8	262	H	UMBC	9 14
289	H	Md.-East. Shore	9 1	280	H	Howard	5 4	262	H	UMBC	6 5	265	N	La Salle	5 4
24	A	North Carolina	4 12	218	H	Liberty	5 3	262	H	UMBC	6 5	265	N	La Salle	5 4
24	A	North Carolina	2 12	218	H	Liberty	6 9	265	N	La Salle	6 4				
280	H	Howard	10 2	151	A	Delaware St.	2 5	265	N	La Salle	6 4				

Non-Div. I Games:

Hampton

RPI	S	Opponent	Score	
271	H	George Mason	3	2
271	H	George Mason	10	5
274	H	Oakland	3	2
274	H	Oakland	5	2
276	N	N.C. A&T	0	1
276	N	N.C. A&T	5	6
279	H	Morgan St.	8	6
279	H	Morgan St.	2	1
279	H	Morgan St.	2	6
280	H	Howard	10	2
280	H	Howard	9	2
280	H	Howard	5	4
289	H	Md.-East. Shore	9	1
289	H	Md.-East. Shore	9	1
289	H	Md.-East. Shore	5	2
289	N	Md.-East. Shore	9	0

Hampton

H
a
m
p
t
o
n

H
a
m
p
t
o
n

Average RPI Win: 245		WON-LOST RECORD		WINNING PCT. RANK		LAST 10 GAMES		STRENGTH OF SCHEDULE		OPP. STRENGTH OF SCHEDULE		TEAM RPI		ADJ RPI		CONF. RPI		ADJ CONF. RPI		
DIV. I ONLY		15-31-0		.32609 232		5-5-0		263		243		262		.39105 261		23		23		
DIV. I NON-CONF.		11-19-0		.36667 207		4-0-0		285		269		267		.38134 267		26		25		
TOTALS		RPI 1-25		RPI 26-50		W-L RECORDS		RPI 51-100		RPI 101-150		RPI 150+								
15-31-0		0-0-0		0-1-0		OVERALL		0-1-0		2-13-0		13-16-0								
3-7-0		0-0-0		0-0-0		HOME		0-0-0		1-3-0		2-4-0								
6-9-0		0-0-0		0-0-0		AWAY		0-0-0		1-6-0		5-3-0								
6-15-0		0-0-0		0-1-0		NEUTRAL		0-1-0		0-4-0		6-9-0								
11-19-0		0-0-0		0-1-0		NON-CONFERENCE		0-1-0		0-7-0		11-10-0								
0-0-0		0-0-0		0-0-0		HOME		0-0-0		0-0-0		0-0-0								
5-4-0		0-0-0		0-0-		AWAY		0-0-0		0-3-0		5-1-0								
6-15-0		0-0-0		0-1-0		NEUTRAL		0-1-0		0-4-0		6-9-0								
4-12-0		0-0-0		0-0-0		CONFERENCE		0-0-0		2-6-0		2-6-0								
3-7-0		0-0-0		0-0-0		HOME		0-0-0		1-3-0		2-4-0								
1-5-0		0-0-0		0-0-0		AWAY		0-0-0		1-3-0		0-2-0								
0-0-0		0-0-0		0-0-0		NEUTRAL		0-0-0		0-0-0		0-0-0								
RPI	S	Opponent		Score		RPI	S	Opponent		Score		RPI	S	Opponent		Score				
						32	N	Virginia Tech	0	8			67	N	Lipscomb	6	7			
															110	N	Western Mich.	0	2	
															120	A	Quinnipiac	2	9	
															120	A	Quinnipiac	5	4	
															121	A	Col. of Charleston	0	4	
															125	H	Robert Morris	8	7	
															125	H	Robert Morris	3	4	
															126	H	LIU Brooklyn	7	9	
															126	H	LIU Brooklyn	3	5	
															128	A	Central Conn. St.	1	2	
															128	A	Central Conn. St.	0	8	
															132	A	Temple	0	4	
															132	A	Temple	2	3	
															143	N	Middle Tenn.	3	6	
															145	N	La.-Monroe	2	6	
															148	N	Villanova	0	7	
															161	N	Bradley	0	2	
															171	N	Army	3	5	
															191	A	Monmouth	3	4	
															191	A	Monmouth	3	7	
															201	N	East Tenn. St.	0	12	
															204	H	Bryant	1	6	
															204	H	Bryant	5	6	
															207	N	Akron	0	3	
															213	H	Saint Francis (PA)	7	3	
															213	H	Saint Francis (PA)	4	8	
															222	N	Green Bay	2	3	
															225	N	Neb. Omaha	2	10	
LAST 10 GAMES																				
						126	H	LIU Brooklyn	7	9	120	A	Quinnipiac	5	4	207	N	Akron	0	3
						126	H	LIU Brooklyn	3	5	268	A	Yale	6	0	213	H	Saint Francis (PA)	7	3
						128	A	Central Conn. St.	1	2	268	A	Yale	6	3	213	H	Saint Francis (PA)	4	8
						128	A	Central Conn. St.	0	8	286	A	Saint Peter's	11	5	222	N	Green Bay	2	3
						120	A	Quinnipiac	2	9	286	A	Saint Peter's	7	0	225	N	Neb. Omaha	2	10

Non-Div. I Games:

Wagner

RPI	S	Opponent	Score	
232	H	Sacred Heart	2	6
232	H	Sacred Heart	5	0
237	N	Rider	1	3
251	N	Cleveland St.	9	1
251	N	Cleveland St.	3	2
266	N	Bucknell	5	0
268	A	Yale	6	3
268	A	Yale	6	0
269	N	Columbia	0	9
277	A	Lafayette	1	4
277	A	Lafayette	9	7
277	N	Lafayette	1	6
277	N	Lafayette	3	2
280	N	Howard	6	5
280	N	Howard	9	4
286	A	Saint Peter's	7	0
286	A	Saint Peter's	11	5

Wagner

UMBC				Through Games Of Through April 23, 2012														
Average RPI Win:	241	WON-LOST RECORD	WINNING PCT. RANK	LAST 10 GAMES	STRENGTH OF SCHEDULE	OPP. STRENGTH OF SCHEDULE	TEAM RPI	ADJ RPI	CONF. RPI	ADJ CONF. RPI								
Average RPI Loss:	182																	
DIV. I ONLY		17-25-0	.40476	199	0-10-0	277	258	258	.39055	262	17	18						
DIV. I NON-CONF.		16-14-0	.53333	115	0-1-0	287	276	245	.41177	250	20	20						
TOTALS		RPI 1-25	RPI 26-50		W-L RECORDS		RPI 51-100		RPI 101-150		RPI 150+							
17-25-0		0-0-0	0-0-0		OVERALL		1-5-0		0-4-0		16-16-0							
12-14-0		0-0-0	0-0-0		HOME		1-5-0		0-1-0		11-8-0							
3-9-0		0-0-0	0-0-0		AWAY		0-0-0		0-2-0		3-7-0							
2-2-0		0-0-0	0-0-0		NEUTRAL		0-0-0		0-1-0		2-1-0							
16-14-0		0-0-0	0-0-0		NON-CONFERENCE		0-0-0		0-4-0		16-10-0							
11-9-0		0-0-0	0-0-0		HOME		0-0-0		0-1-0		11-8-0							
3-3-0		0-0-0	0-0-		AWAY		0-0-0		0-2-0		3-1-0							
2-2-0		0-0-0	0-0-0		NEUTRAL		0-0-0		0-1-0		2-1-0							
1-11-0		0-0-0	0-0-0		CONFERENCE		1-5-0		0-0-0		0-6-0							
1-5-0		0-0-0	0-0-0		HOME		1-5-0		0-0-0		0-0-0							
0-6-0		0-0-0	0-0-0		AWAY		0-0-0		0-0-0		0-6-0							
0-0-0		0-0-0	0-0-0		NEUTRAL		0-0-0		0-0-0		0-0-0							
RPI	S	Opponent	Score	RPI	S	Opponent	Score	RPI	S	Opponent	Score	RPI	S	Opponent	Score			
								96	H	Stony Brook	3	19	108	A	Longwood	8	9	
								96	H	Stony Brook	1	10	108	A	Longwood	0	9	
								96	H	Stony Brook	0	5	116	H	Charleston So.	0	4	
								99	H	Albany (NY)	4	5	144	N	St. John's (NY)	0	7	
								99	H	Albany (NY)	1	6	160	H	Seton Hall	2	5	
								99	H	Albany (NY)	4	3	160	N	Seton Hall	2	1	
													179	A	Binghamton	2	8	
													179	A	Binghamton	1	5	
													179	A	Binghamton	1	6	
													194	H	Iona	4	10	
													196	N	Wright St.	0	8	
													202	H	Georgetown	0	8	
													213	H	Saint Francis (PA)	1	7	
													216	H	George Washington	7	4	
													229	A	Towson	6	0	
													230	H	Rhode Island	1	9	
													232	H	Sacred Heart	9	2	
													240	H	Siena	3	2	
													240	N	Siena	5	2	
													245	H	Princeton	7	2	
													247	H	Canisius	6	4	
													252	H	Niagara	2	3	
													252	H	Niagara	1	0	
													254	H	Mt. St. Mary's	0	11	
													260	A	Hampton	5	6	
													260	A	Hampton	14	9	
													267	A	Hartford	4	7	
LAST 10 GAMES																		
				267	A	Hartford	2	3	96	H	Stony Brook	1	10	252	H	Niagara	1	0
				267	A	Hartford	4	7	179	A	Binghamton	2	8	254	H	Mt. St. Mary's	0	11
				267	A	Hartford	1	3	179	A	Binghamton	1	5	260	A	Hampton	5	6
				96	H	Stony Brook	0	5	179	A	Binghamton	1	6	260	A	Hampton	14	9
				96	H	Stony Brook	3	19	202	H	Georgetown	0	8	267	A	Hartford	4	7

Non-Div. I Games:

UMBC

RPI	S	Opponent	Score	
267	A	Hartford	2	3
267	A	Hartford	1	3
270	H	Brown	7	1
271	A	George Mason	4	2
280	H	Howard	12	5
286	H	Saint Peter's	10	3
286	H	Saint Peter's	4	3
286	H	Saint Peter's	3	8
286	H	Saint Peter's	7	2

UMBC

U
M
B
C

U
M
B
C

Average RPI Win:	224	WON-LOST	WINNING	LAST 10	STRENGTH OF	OPP. STRENGTH	TEAM	ADJ	CONF.	ADJ CONF.	
Average RPI Loss:	171	RECORD	PCT. RANK	GAMES	SCHEDULE	OF SCHEDULE	RPI	RPI	RPI	RPI	
DIV. I ONLY	13-32-0	.28889	248	4-6-0	252	237	263	.38446	263	21	24
DIV. I NON-CONF.	4-23-0	.14815	275	1-3-0	239	252	275	.36292	274	22	22
<hr/>											
TOTALS	RPI 1-25	RPI 26-50		W-L RECORDS		RPI 51-100		RPI 101-150		RPI 150+	
13-32-0	0-0-0	0-0-0		OVERALL		0-5-0		1-10-0		12-17-0	
6-5-0	0-0-0	0-0-0		HOME		0-3-0		0-0-0		6-2-0	
6-15-0	0-0-0	0-0-0		AWAY		0-2-0		1-6-0		5-7-0	
1-12-0	0-0-0	0-0-0		NEUTRAL		0-0-0		0-4-0		1-8-0	
<hr/>											
4-23-0	0-0-0	0-0-0		NON-CONFERENCE		0-2-0		0-8-0		4-13-0	
1-1-0	0-0-0	0-0-0		HOME		0-0-0		0-0-0		1-1-0	
2-10-0	0-0-0	0-0-		AWAY		0-2-0		0-4-0		2-4-0	
1-12-0	0-0-0	0-0-0		NEUTRAL		0-0-0		0-4-0		1-8-0	
<hr/>											
9-9-0	0-0-0	0-0-0		CONFERENCE		0-3-0		1-2-0		8-4-0	
5-4-0	0-0-0	0-0-0		HOME		0-3-0		0-0-0		5-1-0	
4-5-0	0-0-0	0-0-0		AWAY		0-0-0		1-2-0		3-3-0	
0-0-0	0-0-0	0-0-0		NEUTRAL		0-0-0		0-0-0		0-0-0	
<hr/>											
RPI	S	Opponent	Score	RPI	S	Opponent	Score	RPI	S	Opponent	Score
				54 A Nebraska 0 8				122 A Southern Utah 2 12			
				54 A Nebraska 0 7				122 A Southern Utah 0 5			
				86 H North Dakota St. 2 9				122 A Southern Utah 9 8			
				86 H North Dakota St. 0 3				123 A Stetson 0 9			
				86 H North Dakota St. 1 4				123 A Stetson 1 6			
								130 A Creighton 1 4			
								130 A Creighton 1 15			
								146 N Penn 2 3			
								146 N Penn 0 1			
								150 N Lehigh 0 4			
								150 N Lehigh 5 12			
								163 A UMKC 6 5			
								163 A UMKC 3 2			
								163 A UMKC 1 7			
								176 A UC Riverside 4 12			
								176 A UC Riverside 7 4			
								194 N Iona 0 9			
								205 N Ill.-Chicago 0 3			
								210 N Indiana St. 0 8			
								220 N Samford 7 8			
				220 N Samford 0 4							
				223 A North Dakota 1 4							
				223 A North Dakota 0 1							
				223 H North Dakota 5 6							
				223 H North Dakota 5 4							
				225 A Neb. Omaha 2 0							
				225 A Neb. Omaha 0 11							
<hr/>											
LAST 10 GAMES											
223 H North Dakota 5 6				223 A North Dakota 1 4				223 A North Dakota 0 1			
223 H North Dakota 5 4				223 A North Dakota 0 1				223 H North Dakota 5 6			
86 H North Dakota St. 0 3				274 H Oakland 9 6				223 H North Dakota 5 4			
86 H North Dakota St. 2 9				274 H Oakland 5 3				225 A Neb. Omaha 2 0			
86 H North Dakota St. 1 4				274 H Oakland 3 1				225 A Neb. Omaha 0 11			

Non-Div. I Games: Minn. St. Mankato 2 4 Simpson 5 7

South Dakota

RPI	S	Opponent	Score	
232	N	Sacred Heart	0	2
235	N	Idaho St.	4	6
244	H	IUPUI	5	4
244	H	IUPUI	2	0
244	H	IUPUI	1	8
253	A	South Dakota St.	3	2
253	A	South Dakota St.	4	8
253	A	South Dakota St.	0	1
268	N	Yale	2	6
274	H	Oakland	9	6
274	H	Oakland	3	1
274	H	Oakland	5	3
278	N	Holy Cross	7	5

South Dakota

S
o
u
t
h
D
a
k
o
t
a

S
o
u
t
h
D
a
k
o
t
a

Average RPI Win: 248		WON-LOST	WINNING	LAST 10	STRENGTH OF		OPP. STRENGTH	TEAM	ADJ	CONF.	ADJ CONF.
Average RPI Loss: 151		RECORD	PCT. RANK	GAMES	SCHEDULE		OF SCHEDULE	RPI	RPI	RPI	RPI
DIV. I ONLY		8-38-0	.17391	281	2-8-0		184	239	266	.38303	264
DIV. I NON-CONF.		5-26-0	.16129	272	0-2-0		194	215	263	.39224	258
TOTALS		RPI 1-25	RPI 26-50		W-L RECORDS		RPI 51-100		RPI 101-150		RPI 150+
8-38-0		0-1-0	0-3-0		OVERALL		0-9-0		0-4-0		8-21-0
4-13-0		0-0-0	0-2-0		HOME		0-5-0		0-0-0		4-6-0
3-15-0		0-1-0	0-0-0		AWAY		0-1-0		0-2-0		3-11-0
1-10-0		0-0-0	0-1-0		NEUTRAL		0-3-0		0-2-0		1-4-0
5-26-0		0-1-0	0-3-0		NON-CONFERENCE		0-6-0		0-4-0		5-12-0
3-8-0		0-0-0	0-2-0		HOME		0-2-0		0-0-0		3-4-0
1-8-0		0-1-0	0-0-		AWAY		0-1-0		0-2-0		1-4-0
1-10-0		0-0-0	0-1-0		NEUTRAL		0-3-0		0-2-0		1-4-0
3-12-0		0-0-0	0-0-0		CONFERENCE		0-3-0		0-0-0		3-9-0
1-5-0		0-0-0	0-0-0		HOME		0-3-0		0-0-0		1-2-0
2-7-0		0-0-0	0-0-0		AWAY		0-0-0		0-0-0		2-7-0
0-0-0		0-0-0	0-0-0		NEUTRAL		0-0-0		0-0-0		0-0-0
RPI S	Opponent	Score	RPI S	Opponent	Score	RPI S	Opponent	Score	RPI S	Opponent	Score
24 A	North Carolina	2 3	36 N	Massachusetts	1 5	53 N	Rutgers	1 6	121 A	Col. of Charleston	0 3
			43 H	Kansas	1 9	64 H	Georgia St.	0 8	121 A	Col. of Charleston	1 4
			43 H	Kansas	0 3	64 H	Georgia St.	0 6	144 N	St. John's (NY)	4 6
						64 H	Georgia St.	1 4	149 N	Youngstown St.	1 6
						75 A	S.C. Upstate	0 5	177 H	Gardner-Webb	1 3
						90 H	East Carolina	1 7	177 H	Gardner-Webb	5 6
						90 H	East Carolina	2 10	177 N	Gardner-Webb	0 6
						95 N	Fla. Gulf Coast	1 8	181 A	Campbell	3 7
						99 N	Albany (NY)	3 4	181 A	Campbell	1 2
									181 N	Campbell	0 2
									182 A	James Madison	0 8
									182 A	James Madison	2 10
									182 A	James Madison	1 5
									185 H	Fairfield	3 6
									185 N	Fairfield	4 3
									186 A	Winthrop	0 2
									202 N	Georgetown	0 8
									203 N	Northern Colo.	1 5
									221 A	Drexel	1 3
									221 A	Drexel	2 12
									221 A	Drexel	4 2
									229 A	Towson	5 6
									229 A	Towson	1 2
									229 A	Towson	3 0
									238 A	Presbyterian	6 0
									238 A	Presbyterian	2 3
									271 H	George Mason	3 8
LAST 10 GAMES			221 A	Drexel	2 12	229 A	Towson	1 2	229 A	Towson	1 2
			221 A	Drexel	1 3	229 A	Towson	5 6	229 A	Towson	3 0
			221 A	Drexel	4 2	229 A	Towson	3 0	238 A	Presbyterian	6 0
			181 A	Campbell	3 7	64 H	Georgia St.	1 4	238 A	Presbyterian	2 3
			181 A	Campbell	1 2	64 H	Georgia St.	0 8	271 H	George Mason	3 8

Non-Div. I Games:

UNC Wilmington

RPI	S	Opponent	Score	
271	H	George Mason	0	2
271	H	George Mason	5	4
276	H	N.C. A&T	10	0
276	H	N.C. A&T	1	0
285	H	N.C. Central	14	4
285	H	N.C. Central	4	6

UNC Wilmington

U
N
C
W
i
l
m
i
n
g
t
o
n

U
N
C
W
i
l
m
i
n
g
t
o
n

Average RPI Win:	213	WON-LOST RECORD	WINNING PCT. RANK	LAST 10 GAMES	STRENGTH OF SCHEDULE	OPP. STRENGTH OF SCHEDULE	TEAM RPI	ADJ RPI	CONF. RPI	ADJ CONF. RPI		
DIV. I ONLY		6-35-0	.14634	284	0-10-0	155	245	265	.38067	265	19	19
DIV. I NON-CONF.		6-21-0	.22222	260	0-3-0	147	275	253	.40343	255	18	19
TOTALS	RPI 1-25	RPI 26-50	W-L RECORDS		RPI 51-100	RPI 101-150	RPI 150+					
6-35-0	0-0-0	0-0-0	OVERALL		0-6-0	1-12-0	5-17-0					
2-8-0	0-0-0	0-0-0	HOME		0-2-0	0-2-0	2-4-0					
3-20-0	0-0-0	0-0-0	AWAY		0-4-0	1-8-0	2-8-0					
1-7-0	0-0-0	0-0-0	NEUTRAL		0-0-0	0-2-0	1-5-0					
6-21-0	0-0-0	0-0-0	NON-CONFERENCE		0-4-0	1-8-0	5-9-0					
2-2-0	0-0-0	0-0-0	HOME		0-0-0	0-2-0	2-0-0					
3-12-0	0-0-0	0-0-	AWAY		0-4-0	1-4-0	2-4-0					
1-7-0	0-0-0	0-0-0	NEUTRAL		0-0-0	0-2-0	1-5-0					
0-14-0	0-0-0	0-0-0	CONFERENCE		0-2-0	0-4-0	0-8-0					
0-6-0	0-0-0	0-0-0	HOME		0-2-0	0-0-0	0-4-0					
0-8-0	0-0-0	0-0-0	AWAY		0-0-0	0-4-0	0-4-0					
0-0-0	0-0-0	0-0-0	NEUTRAL		0-0-0	0-0-0	0-0-0					
RPI	S	Opponent	Score	RPI	S	Opponent	Score	RPI	S	Opponent	Score	
						56 A Ga. Southern	0 6			110 N Western Mich.	0 1	
						56 A Ga. Southern	0 8			111 A Coastal Caro.	0 3	
						75 A S.C. Upstate	0 8			111 A Coastal Caro.	5 7	
						75 A S.C. Upstate	0 4			111 A Coastal Caro.	1 0	
						85 H Fordham	1 9			132 A Temple	0 8	
						85 H Fordham	0 11			132 A Temple	3 4	
										140 A Charlotte	1 6	
										140 A Charlotte	0 1	
										146 A Penn	0 8	
										146 A Penn	1 5	
										148 H Villanova	5 8	
										148 H Villanova	0 8	
										148 N Villanova	0 8	
										173 H Saint Louis	0 12	
										173 H Saint Louis	2 4	
										180 A Saint Joseph's	1 11	
										180 A Saint Joseph's	1 4	
										190 H St. Bonaventure	4 12	
										190 H St. Bonaventure	8 11	
										191 H Monmouth	7 1	
										191 H Monmouth	4 1	
										216 A George Washington	1 5	
										216 A George Washington	1 4	
										218 N Liberty	1 10	
										221 A Drexel	2 10	
										241 N Norfolk St.	0 3	
										243 A Delaware	5 1	

Non-Div. I Games:

La Salle

RPI	S	Opponent	Score	
245	A	Princeton	0	8
245	A	Princeton	1	7
256	N	Savannah St.	2	4
260	N	Hampton	4	5
260	N	Hampton	4	6
266	A	Bucknell	1	0
266	A	Bucknell	2	5
276	N	N.C. A&T	7	2

Average RPI Win: 257		WON-LOST	WINNING	LAST 10	STRENGTH OF	OPP. STRENGTH	TEAM	ADJ	CONF.	ADJ CONF.		
Average RPI Loss: 187		RECORD	PCT. RANK	GAMES	SCHEDULE	OF SCHEDULE	RPI	RPI	RPI	RPI		
DIV. I ONLY		9-32-0	.21951	272	3-7-0	220	272	271	.37919	266	29	29
DIV. I NON-CONF.		6-19-0	.24	253	0-2-0	237	282	265	.38697	262	29	29
<hr/>												
TOTALS		RPI 1-25		RPI 26-50		W-L RECORDS		RPI 51-100		RPI 101-150		RPI 150+
9-32-0		0-0-0		0-0-0		OVERALL		0-3-0		0-6-0		9-23-0
4-10-0		0-0-0		0-0-0		HOME		0-0-0		0-0-0		4-10-0
1-13-0		0-0-0		0-0-0		AWAY		0-2-0		0-4-0		1-7-0
4-9-0		0-0-0		0-0-0		NEUTRAL		0-1-0		0-2-0		4-6-0
6-19-0		0-0-0		0-0-0		NON-CONFERENCE		0-3-0		0-2-0		6-14-0
1-1-0		0-0-0		0-0-0		HOME		0-0-0		0-0-0		1-1-0
1-9-0		0-0-0		0-0-		AWAY		0-2-0		0-0-0		1-7-0
4-9-0		0-0-0		0-0-0		NEUTRAL		0-1-0		0-2-0		4-6-0
3-13-0		0-0-0		0-0-0		CONFERENCE		0-0-0		0-4-0		3-9-0
3-9-0		0-0-0		0-0-0		HOME		0-0-0		0-0-0		3-9-0
0-4-0		0-0-0		0-0-0		AWAY		0-0-0		0-4-0		0-0-0
0-0-0		0-0-0		0-0-0		NEUTRAL		0-0-0		0-0-0		0-0-0
RPI	S	Opponent	Score	RPI	S	Opponent	Score	RPI	S	Opponent	Score	
	</											

Non-Div. I Games:

Bucknell

RPI	S	Opponent	Score	
238	N	Presbyterian	3	8
261	N	Wagner	0	5
265	H	La Salle	0	1
265	H	La Salle	5	2
269	N	Columbia	6	0
278	H	Holy Cross	4	2
278	H	Holy Cross	3	2
278	H	Holy Cross	1	6
278	H	Holy Cross	4	3
280	N	Howard	8	6
286	N	Saint Peter's	5	2

B
u
c
k
n
e
l
l

B
u
c
k
n
e
l
l

Bucknell

Average RPI Win:		242	WON-LOST RECORD		WINNING PCT. RANK		LAST 10 GAMES		STRENGTH OF SCHEDULE		OPP. STRENGTH OF SCHEDULE		TEAM RPI	ADJ RPI		CONF. RPI	ADJ CONF. RPI
DIV. I ONLY			8-34-0		.19048	279	4-6-0		199		255		268	.37712	267	17	18
DIV. I NON-CONF.			5-25-0		.16667	269	1-6-0		258		262		277	.35469	276	20	20
TOTALS		RPI 1-25		RPI 26-50		W-L RECORDS		RPI 51-100		RPI 101-150		RPI 150+					
8-34-0		0-1-0		0-1-0		OVERALL		0-7-0		1-3-0		7-22-0					
6-8-0		0-0-0		0-0-0		HOME		0-3-0		0-0-0		6-5-0					
0-19-0		0-1-0		0-0-0		AWAY		0-3-0		0-2-0		0-13-0					
2-7-0		0-0-0		0-1-0		NEUTRAL		0-1-0		1-1-0		1-4-0					
5-25-0		0-1-0		0-1-0		NON-CONFERENCE		0-1-0		1-3-0		4-19-0					
3-5-0		0-0-0		0-0-0		HOME		0-0-0		0-0-0		3-5-0					
0-13-0		0-1-0		0-0-		AWAY		0-0-0		0-2-0		0-10-0					
2-7-0		0-0-0		0-1-0		NEUTRAL		0-1-0		1-1-0		1-4-0					
3-9-0		0-0-0		0-0-0		CONFERENCE		0-6-0		0-0-0		3-3-0					
3-3-0		0-0-0		0-0-0		HOME		0-3-0		0-0-0		3-0-0					
0-6-0		0-0-0		0-0-0		AWAY		0-3-0		0-0-0		0-3-0					
0-0-0		0-0-0		0-0-0		NEUTRAL		0-0-0		0-0-0		0-0-0					
RPI	S	Opponent		Score		RPI	S	Opponent		Score		RPI	S	Opponent		Score	
19	A	South Fla.		1	7	48	N	Northwestern		0	8	65	N	Chattanooga		1	11
												96	A	Stony Brook		1	3
												96	A	Stony Brook		0	4
												96	A	Stony Brook		0	10
												99	H	Albany (NY)		1	10
												99	H	Albany (NY)		0	12
												99	H	Albany (NY)		2	8
												103	N	North Texas		3	4
												111	N	Coastal Caro.		1	0
												128	A	Central Conn. St.		7	13
												128	A	Central Conn. St.		4	5
												179	A	Binghamton		5	13
												179	A	Binghamton		7	8
												179	A	Binghamton		4	5
												185	H	Fairfield		4	10
												185	H	Fairfield		2	3
												188	H	Marist		5	6
												188	H	Marist		1	3
												194	A	Iona		1	7
												194	A	Iona		1	3
												200	A	Bethune-Cookman		0	15
												200	A	Bethune-Cookman		2	6
												206	N	Cornell		3	6
												206	N	Cornell		2	8
												226	N	Colgate		0	8
												226	N	Colgate		3	2
												230	A	Rhode Island		5	6
												240	A	Siena		2	10
												240	A	Siena		4	5
												259	N	Dartmouth		7	11
												262	H	UMBC		7	4
												262	H	UMBC		3	1
												262	H	UMBC		3	2
												271	A	George Mason		0	9
						LAST 10 GAMES											
												272	H	Manhattan		5	3
												272	H	Manhattan		1	5
												278	A	Holy Cross		4	6
												278	A	Holy Cross		4	12
												185	H	Fairfield		4	10

Non-Div. I Games:

Hartford

RPI	S	Opponent	Score	
271	H	George Mason	3	0
271	H	George Mason	5	4
272	H	Manhattan	1	5
272	H	Manhattan	5	3
278	A	Holy Cross	4	12
278	A	Holy Cross	4	6

H
a
r
t
f
o
r
d

H
a
r
t
f
o
r
d

Hartford

Average RPI Win: 217		WON-LOST RECORD		WINNING PCT. RANK		LAST 10 GAMES		STRENGTH OF SCHEDULE		OPP. STRENGTH OF SCHEDULE		TEAM RPI		ADJ RPI		CONF. RPI		ADJ CONF. RPI	
DIV. I ONLY		10-30-0		.25 262		3-7-0		234		268		267		.37228 268		27		27	
DIV. I NON-CONF.		7-17-0		.29167 237		1-1-0		266		268		262		.38562 263		27		27	
TOTALS		RPI 1-25		RPI 26-50		W-L RECORDS		RPI 51-100		RPI 101-150		RPI 150+							
10-30-0		0-0-0		0-0-0		OVERALL		0-0-0		2-7-0		8-23-0							
2-14-0		0-0-0		0-0-0		HOME		0-0-0		1-5-0		1-9-0							
5-11-0		0-0-0		0-0-0		AWAY		0-0-0		0-2-0		5-9-0							
3-5-0		0-0-0		0-0-0		NEUTRAL		0-0-0		1-0-0		2-5-0							
7-17-0		0-0-0		0-0-0		NON-CONFERENCE		0-0-0		2-1-0		5-16-0							
2-6-0		0-0-0		0-0-0		HOME		0-0-0		1-1-0		1-5-0							
2-6-0		0-0-0		0-0-		AWAY		0-0-0		0-0-0		2-6-0							
3-5-0		0-0-0		0-0-0		NEUTRAL		0-0-0		1-0-0		2-5-0							
3-13-0		0-0-0		0-0-0		CONFERENCE		0-0-0		0-6-0		3-7-0							
0-8-0		0-0-0		0-0-0		HOME		0-0-0		0-4-0		0-4-0							
3-5-0		0-0-0		0-0-0		AWAY		0-0-0		0-2-0		3-3-0							
0-0-0		0-0-0		0-0-0		NEUTRAL		0-0-0		0-0-0		0-0-0							
RPI	S	Opponent		Score	RPI	S	Opponent		Score	RPI	S	Opponent		Score					
											</								

Non-Div. I Games:

Yale

RPI	S	Opponent	Score	
232	A	Sacred Heart	3	0
245	H	Princeton	3	6
245	H	Princeton	4	6
259	A	Dartmouth	5	4
259	A	Dartmouth	3	2
259	A	Dartmouth	0	8
259	A	Dartmouth	4	8
261	H	Wagner	3	6
261	H	Wagner	0	6
263	N	South Dakota	6	2
269	A	Columbia	1	4
269	A	Columbia	4	3
278	N	Holy Cross	6	7

Average RPI Win:	248	WON-LOST RECORD	WINNING PCT. RANK	LAST 10 GAMES	STRENGTH OF SCHEDULE	OPP. STRENGTH OF SCHEDULE	TEAM RPI	ADJ RPI	CONF. RPI	ADJ CONF. RPI	
DIV. I ONLY		12-29-0	.29268 246	3-7-0	261	266	269	.37181 269	27	27	
DIV. I NON-CONF.		6-19-0	.24 253	0-2-0	256	277	269	.37771 268	27	27	
<hr/>											
TOTALS	RPI 1-25	RPI 26-50		W-L RECORDS	RPI 51-100		RPI 101-150		RPI 150+		
12-29-0	0-0-0	0-2-0		OVERALL	0-0-0		0-4-0		12-23-0		
4-6-0	0-0-0	0-0-0		HOME	0-0-0		0-0-0		4-6-0		
5-14-0	0-0-0	0-2-0		AWAY	0-0-0		0-2-0		5-10-0		
3-9-0	0-0-0	0-0-0		NEUTRAL	0-0-0		0-2-0		3-7-0		
6-19-0	0-0-0	0-2-0		NON-CONFERENCE	0-0-0		0-2-0		6-15-0		
1-1-0	0-0-0	0-0-0		HOME	0-0-0		0-0-0		1-1-0		
2-9-0	0-0-0	0-0-		AWAY	0-0-0		0-0-0		2-7-0		
3-9-0	0-0-0	0-0-0		NEUTRAL	0-0-0		0-2-0		3-7-0		
6-10-0	0-0-0	0-0-0		CONFERENCE	0-0-0		0-2-0		6-8-0		
3-5-0	0-0-0	0-0-0		HOME	0-0-0		0-0-0		3-5-0		
3-5-0	0-0-0	0-0-0		AWAY	0-0-0		0-2-0		3-3-0		
0-0-0	0-0-0	0-0-0		NEUTRAL	0-0-0		0-0-0		0-0-0		
RPI S	Opponent	Score	RPI S	Opponent	Score	RPI S	Opponent	Score	RPI S	Opponent	Score
			34 A	Mississippi St.	4 12				104 A	Harvard	0 8
			34 A	Mississippi St.	1 11				104 A	Harvard	0 4
									141 N	Utah Valley	5 8
									149 N	Youngstown St.	2 7
									152 N	Louisiana Tech	5 4
									185 N	Fairfield	1 4
									188 A	Marist	4 5
									188 A	Marist	5 6
									193 A	Fairleigh Dickinson	3 4
									193 A	Fairleigh Dickinson	1 4
									193 N	Fairleigh Dickinson	3 11
									206 A	Cornell	1 9
									206 A	Cornell	7 3
									206 A	Cornell	3 5
									206 A	Cornell	7 9
									220 N	Samford	1 13
									222 N	Green Bay	1 4
									225 N	Neb. Omaha	1 2
									229 A	Towson	0 10
									229 A	Towson	0 2
									229 A	Towson	0 15
			LAST 10 GAMES						237 H	Rider	0 3
			245 H	Princeton	8 2	193 A	Fairleigh Dickinson	1 4	237 H	Rider	3 0
			245 H	Princeton	0 2	206 A	Cornell	3 5	242 N	Houston Baptist	0 5
			245 H	Princeton	2 1	206 A	Cornell	7 3	245 H	Princeton	0 2
			245 H	Princeton	2 3	206 A	Cornell	1 9	245 H	Princeton	8 2
			193 A	Fairleigh Dickinson	3 4	206 A	Cornell	7 9	245 H	Princeton	2 1

Non-Div. I Games:

Columbia

RPI	S	Opponent	Score	
245	H	Princeton	2	3
259	A	Dartmouth	7	1
259	A	Dartmouth	9	0
261	N	Wagner	9	0
266	N	Bucknell	0	6
268	H	Yale	4	1
268	H	Yale	3	4
270	H	Brown	0	8
270	H	Brown	5	6
277	N	Lafayette	4	2
286	A	Saint Peter's	7	1
286	A	Saint Peter's	5	2

Columbia

C
o
l
u
m
b
i
a

C
o
l
u
m
b
i
a

Average RPI Win: 245		WON-LOST RECORD	WINNING PCT. RANK		LAST 10 GAMES	STRENGTH OF SCHEDULE	OPP. STRENGTH OF SCHEDULE	TEAM RPI	ADJ RPI		CONF. RPI	ADJ CONF. RPI			
Average RPI Loss: 179															
DIV. I ONLY		8-24-0	.25	262	2-8-0	247	257	270	.37042	270	27	27			
DIV. I NON-CONF.		3-13-0	.1875	265	0-2-0	281	229	279	.34502	280	27	27			
<hr/>															
TOTALS		RPI 1-25		RPI 26-50		W-L RECORDS		RPI 51-100		RPI 101-150		RPI 150+			
8-24-0		0-0-0		0-0-0		OVERALL		0-1-0		0-10-0		8-13-0			
3-5-0		0-0-0		0-0-0		HOME		0-0-0		0-0-0		3-5-0			
2-13-0		0-0-0		0-0-0		AWAY		0-0-0		0-6-0		2-7-0			
3-6-0		0-0-0		0-0-0		NEUTRAL		0-1-0		0-4-0		3-1-0			
3-13-0		0-0-0		0-0-0		NON-CONFERENCE		0-1-0		0-4-0		3-8-0			
0-0-0		0-0-0		0-0-0		HOME		0-0-0		0-0-0		0-0-0			
0-7-0		0-0-0		0-0-		AWAY		0-0-0		0-0-0		0-7-0			
3-6-0		0-0-0		0-0-0		NEUTRAL		0-1-0		0-4-0		3-1-0			
5-11-0		0-0-0		0-0-0		CONFERENCE		0-0-0		0-6-0		5-5-0			
3-5-0		0-0-0		0-0-0		HOME		0-0-0		0-0-0		3-5-0			
2-6-0		0-0-0		0-0-0		AWAY		0-0-0		0-6-0		2-0-0			
0-0-0		0-0-0		0-0-0		NEUTRAL		0-0-0		0-0-0		0-0-0			
RPI	S	Opponent	Score	RPI	S	Opponent	Score	RPI	S	Opponent	Score				
								89	N	Valparaiso	2	10			
								104	A	Harvard	0	5			
								104	A	Harvard	2	5			
								104	A	Harvard	1	2			
								104	A	Harvard	1	2			
								112	N	Iowa St.	3	17			
								118	N	Colorado St.	0	1			
								118	N	Colorado St.	3	4			
								125	N	Robert Morris	2	4			
								146	A	Penn	4	5			
								146	A	Penn	4	7			
								153	N	UTSA	10	5			
								176	A	UC Riverside	1	3			
								206	H	Cornell	4	8			
								206	H	Cornell	9	11			
								228	A	UTEP	2	10			
								228	A	UTEP	7	25			
								230	A	Rhode Island	1	2			
								230	A	Rhode Island	1	10			
								245	H	Princeton	2	1			
								245	H	Princeton	5	6			
								248	N	Santa Clara	4	3			
								248	N	Santa Clara	4	6			
								254	N	Mt. St. Mary's	5	4			
								258	A	Coppin St.	0	4			
								259	H	Dartmouth	4	3			
								259	H	Dartmouth	3	11			
								230	A	Rhode Island	1	2			
								230	A	Rhode Island	1	10			
								259	H	Dartmouth	4	6			
LAST 10 GAMES															
						104	A	Harvard	2	5	259	H	Dartmouth	5	4
						104	A	Harvard	0	5	259	H	Dartmouth	3	11
						104	A	Harvard	1	2	259	H	Dartmouth	4	6
						104	A	Harvard	1	2	230	A	Rhode Island	1	2
						259	H	Dartmouth	4	3	230	A	Rhode Island	1	10

Non-Div. I Games:

Brown

RPI	S	Opponent	Score	
259	H	Dartmouth	5	4
262	A	UMBC	1	7
269	A	Columbia	6	5
269	A	Columbia	8	0

Brown

B
r
o
w
n

B
r
o
w
n

Average RPI Win:	230	WON-LOST RECORD	WINNING PCT. RANK	LAST 10 GAMES	STRENGTH OF SCHEDULE	OPP. STRENGTH OF SCHEDULE	TEAM RPI	ADJ RPI	CONF. RPI	ADJ CONF. RPI	
Average RPI Loss:	176										
DIV. I ONLY	10-36-0	.21739	273	0-10-0	215	253	264	.3679	271	25	25
DIV. I NON-CONF.	6-25-0	.19355	263	0-1-0	182	271	258	.38147	266	23	23
<hr/>											
TOTALS	RPI 1-25	RPI 26-50		W-L RECORDS	RPI 51-100		RPI 101-150		RPI 150+		
10-36-0	0-0-0	0-3-0		OVERALL	0-7-0		0-3-0		10-23-0		
3-16-0	0-0-0	0-0-0		HOME	0-2-0		0-2-0		3-12-0		
6-16-0	0-0-0	0-3-0		AWAY	0-3-0		0-1-0		6-9-0		
1-4-0	0-0-0	0-0-0		NEUTRAL	0-2-0		0-0-0		1-2-0		
<hr/>											
6-25-0	0-0-0	0-0-0		NON-CONFERENCE	0-7-0		0-3-0		6-15-0		
3-10-0	0-0-0	0-0-0		HOME	0-2-0		0-2-0		3-6-0		
2-11-0	0-0-0	0-0-		AWAY	0-3-0		0-1-0		2-7-0		
1-4-0	0-0-0	0-0-0		NEUTRAL	0-2-0		0-0-0		1-2-0		
<hr/>											
4-11-0	0-0-0	0-3-0		CONFERENCE	0-0-0		0-0-0		4-8-0		
0-6-0	0-0-0	0-0-0		HOME	0-0-0		0-0-0		0-6-0		
4-5-0	0-0-0	0-3-0		AWAY	0-0-0		0-0-0		4-2-0		
0-0-0	0-0-0	0-0-0		NEUTRAL	0-0-0		0-0-0		0-0-0		
<hr/>											
RPI S	Opponent	Score	RPI S	Opponent	Score	RPI S	Opponent	Score	RPI S	Opponent	Score
			50 A Hofstra	3	12	56 N Ga. Southern	1	10	102 H Bowling Green	0	1
			50 A Hofstra	0	8	75 A S.C. Upstate	3	9	102 H Bowling Green	1	5
			50 A Hofstra	3	9	79 A Maryland	1	3	111 A Coastal Caro.	3	4
						79 A Maryland	3	6	182 H James Madison	1	4
						81 N Marshall	5	8	182 H James Madison	2	9
						99 H Albany (NY)	1	3	182 H James Madison	2	5
						99 H Albany (NY)	7	11	188 H Marist	9	8
									202 H Georgetown	1	2
									202 N Georgetown	0	8
									206 A Cornell	3	2
						206 A Cornell	2	0			
						206 H Cornell	0	1			
						206 H Cornell	4	7			
						206 H Cornell	3	0			
						207 A Akron	3	6			
						216 H George Washington	5	7			
						216 N George Washington	5	4			
						229 H Towson	2	4			
						229 H Towson	2	5			
						229 H Towson	5	6			
						237 H Rider	0	5			
						241 A Norfolk St.	5	6			
						241 A Norfolk St.	2	3			
						243 A Delaware	8	0			
						243 A Delaware	3	4			
						243 A Delaware	4	2			
						260 A Hampton	2	3			
						LAST 10 GAMES					
						229 H Towson	2	4	50 A Hofstra	3	12
						229 H Towson	2	5	216 H George Washington	5	7
						229 H Towson	5	6	182 H James Madison	2	5
						182 H James Madison	1	4			
						182 H James Madison	2	9			

Non-Div. I Games:

George Mason

RPI	S	Opponent	Score	
260	A	Hampton	5	10
262	H	UMBC	2	4
264	A	UNC Wilmington	2	0
264	A	UNC Wilmington	8	3
264	A	UNC Wilmington	4	5
267	A	Hartford	0	3
267	A	Hartford	4	5
267	H	Hartford	9	0
280	N	Howard	4	7

Average RPI Win: 184		WON-LOST	WINNING	LAST 10	STRENGTH OF	OPP. STRENGTH	TEAM	ADJ	CONF.	ADJ CONF.							
Average RPI Loss: 189		RECORD	PCT. RANK	GAMES	SCHEDULE	OF SCHEDULE	RPI	RPI	RPI	RPI							
DIV. I ONLY		6-29-0	.17143	282	3-7-0	201	262	273	.36667	272	28	28					
DIV. I NON-CONF.		5-22-0	.18519	266	2-2-0	185	264	259	.38516	264	28	28					
<hr/>																	
TOTALS		RPI 1-25		RPI 26-50		W-L RECORDS		RPI 51-100		RPI 101-150		RPI 150+					
6-29-0		0-2-0		0-0-0		OVERALL		2-2-0		1-6-0		3-19-0					
3-5-0		0-0-0		0-0-0		HOME		1-1-0		1-1-0		1-3-0					
2-11-0		0-0-0		0-0-0		AWAY		1-1-0		0-2-0		1-8-0					
1-13-0		0-2-0		0-0-0		NEUTRAL		0-0-0		0-3-0		1-8-0					
5-22-0		0-2-0		0-0-0		NON-CONFERENCE		2-2-0		1-6-0		2-12-0					
2-2-0		0-0-0		0-0-0		HOME		1-1-0		1-1-0		0-0-0					
2-7-0		0-0-0		0-0-		AWAY		1-1-0		0-2-0		1-4-0					
1-13-0		0-2-0		0-0-0		NEUTRAL		0-0-0		0-3-0		1-8-0					
1-7-0		0-0-0		0-0-0		CONFERENCE		0-0-0		0-0-0		1-7-0					
1-3-0		0-0-0		0-0-0		HOME		0-0-0		0-0-0		1-3-0					
0-4-0		0-0-0		0-0-0		AWAY		0-0-0		0-0-0		0-4-0					
0-0-0		0-0-0		0-0-0		NEUTRAL		0-0-0		0-0-0		0-0-0					
RPI	S	Opponent		Score		RPI	S	Opponent		Score		RPI	S	Opponent		Score	
21	N	Texas Tech		2	7							96	H	Stony Brook		0	9
21	N	Texas Tech		2	13							96	H	Stony Brook		5	2
												99	A	Albany (NY)		3	1
												99	A	Albany (NY)		2	8
												120	H	Quinnipiac		2	3
												120	H	Quinnipiac		5	0
												141	N	Utah Valley		1	4
												144	A	St. John's (NY)		2	10
												144	A	St. John's (NY)		4	8
												146	N	Penn		1	9
												150	N	Lehigh		3	6
												160	A	Seton Hall		6	13
												191	N	Monmouth		0	8
												191	N	Monmouth		2	3
												193	N	Fairleigh Dickinson		1	6
												194	H	Iona		0	7
												194	H	Iona		1	3
												222	N	Green Bay		0	9
												225	N	Neb. Omaha		0	5
												237	A	Rider		0	4
												237	A	Rider		4	6
												240	A	Siena		2	10
												240	A	Siena		1	7
												247	H	Canisius		0	5
												247	H	Canisius		4	0
												251	N	Cleveland St.		6	10
												267	A	Hartford		5	1
												267	A	Hartford		3	5
												267	A	Hartford		5	1
												240	A	Siena		1	7
												240	A	Siena		2	10
												277	A	Lafayette		0	3
												277	A	Lafayette		7	8
												277	N	Lafayette		1	0
<hr/>																	
LAST 10 GAMES																	
						194	H	Iona		1	3	120	H	Quinnipiac		5	0
						194	H	Iona		0	7	267	A	Hartford		3	5
						247	H	Canisius		4	0	267	A	Hartford		5	1
						247	H	Canisius		0	5	240	A	Siena		1	7
						120	H	Quinnipiac		2	3	240	A	Siena		2	10

Non-Div. I Games:

Manhattan

RPI	S	Opponent	Score	
278	N	Holy Cross	0	3
280	N	Howard	2	5

Manhattan

M
a
n
h
a
t
t
a
n

M
a
n
h
a
t
t
a
n

Average RPI Win: 267		WON-LOST	WINNING	LAST 10	STRENGTH OF		OPP. STRENGTH	TEAM	ADJ	CONF.	ADJ CONF.
Average RPI Loss: 209		RECORD	PCT. RANK	GAMES	SCHEDULE		OF SCHEDULE	RPI	RPI	RPI	RPI
DIV. I ONLY		12-12-0	.5	134	287		286	272	.36572	273	31
DIV. I NON-CONF.		2-4-0	.33333	221	191		199	224	.42975	232	31
TOTALS		RPI 1-25	RPI 26-50		W-L RECORDS		RPI 51-100		RPI 101-150		RPI 150+
12-12-0	0-0-0	0-0-0		OVERALL		0-0-0		1-3-0		11-9-0	
3-5-0	0-0-0	0-0-0		HOME		0-0-0		0-2-0		3-3-0	
7-5-0	0-0-0	0-0-0		AWAY		0-0-0		1-1-0		6-4-0	
2-2-0	0-0-0	0-0-0		NEUTRAL		0-0-0		0-0-0		2-2-0	
2-4-0	0-0-0	0-0-0		NON-CONFERENCE		0-0-0		1-3-0		1-1-0	
0-2-0	0-0-0	0-0-0		HOME		0-0-0		0-2-0		0-0-0	
2-2-0	0-0-0	0-0-		AWAY		0-0-0		1-1-0		1-1-0	
0-0-0	0-0-0	0-0-0		NEUTRAL		0-0-0		0-0-0		0-0-0	
10-8-0	0-0-0	0-0-0		CONFERENCE		0-0-0		0-0-0		10-8-0	
3-3-0	0-0-0	0-0-0		HOME		0-0-0		0-0-0		3-3-0	
5-3-0	0-0-0	0-0-0		AWAY		0-0-0		0-0-0		5-3-0	
2-2-0	0-0-0	0-0-0		NEUTRAL		0-0-0		0-0-0		2-2-0	
RPI S	Opponent	Score	RPI S	Opponent	Score	RPI S	Opponent	Score	RPI S	Opponent	Score
									117 A	Sam Houston St.	0 11
									117 A	Sam Houston St.	7 3
									117 H	Sam Houston St.	0 9
									117 H	Sam Houston St.	0 3
									155 N	Mississippi Val.	0 6
									239 A	Texas Southern	3 8
									239 A	Texas Southern	1 2
									239 H	Texas Southern	1 5
									239 H	Texas Southern	1 3
									239 H	Texas Southern	0 8
									242 A	Houston Baptist	2 4
									242 A	Houston Baptist	5 4
									275 N	Alabama St.	2 12
									281 A	Ark.-Pine Bluff	5 0
									281 A	Ark.-Pine Bluff	3 2
									281 A	Ark.-Pine Bluff	11 4
									283 N	Alabama A&M	4 3
									284 N	Alcorn St.	2 0
									287 A	Southern U.	1 9
									287 A	Southern U.	9 0
									287 A	Southern U.	8 6
									288 H	Grambling	3 0
									288 H	Grambling	6 5
									288 H	Grambling	6 0
LAST 10 GAMES											
						239 H	Texas Southern	1 3	281 A	Ark.-Pine Bluff	3 2
						239 H	Texas Southern	1 5	281 A	Ark.-Pine Bluff	11 4
						239 H	Texas Southern	0 8	281 A	Ark.-Pine Bluff	5 0
						117 H	Sam Houston St.	0 9	242 A	Houston Baptist	2 4
						117 H	Sam Houston St.	0 3	242 A	Houston Baptist	5 4
Non-Div. I Games:	Langston	2 3	Houston-Victoria	7 12	Bacone	4 0	Langston	12 0			
	Langston	6 4	Langston	3 4	Bacone	8 3	Huston-Tillotson	4 2			

Non-Div. I Games:

Houston-Victoria

2

1

Huston-Tillotson

8

6

Prairie View

P
r
a
i
r
i
e
V
i
e
w

P
r
a
i
r
i
e
V
i
e
w

Average RPI Win:	231	WON-LOST	WINNING	LAST 10	STRENGTH OF	OPP. STRENGTH	TEAM	ADJ	CONF.	ADJ CONF.	
Average RPI Loss:	158	RECORD	PCT. RANK	GAMES	SCHEDULE	OF SCHEDULE	RPI	RPI	RPI	RPI	
DIV. I ONLY	8-33-0	.19512	278	5-5-0	242	215	274	.36419	274	21	24
DIV. I NON-CONF.	3-17-0	.15	274	1-3-0	280	198	280	.34881	279	22	22
TOTALS	RPI 1-25	RPI 26-50	W-L RECORDS		RPI 51-100	RPI 101-150		RPI 150+			
8-33-0	0-0-0	0-0-0	OVERALL		1-7-0	0-12-0		7-14-0			
4-10-0	0-0-0	0-0-0	HOME		0-3-0	0-3-0		4-4-0			
3-22-0	0-0-0	0-0-0	AWAY		1-4-0	0-9-0		2-9-0			
1-1-0	0-0-0	0-0-0	NEUTRAL		0-0-0	0-0-0		1-1-0			
3-17-0	0-0-0	0-0-0	NON-CONFERENCE		0-2-0	0-6-0		3-9-0			
0-2-0	0-0-0	0-0-0	HOME		0-0-0	0-0-0		0-2-0			
2-14-0	0-0-0	0-0-	AWAY		0-2-0	0-6-0		2-6-0			
1-1-0	0-0-0	0-0-0	NEUTRAL		0-0-0	0-0-0		1-1-0			
5-16-0	0-0-0	0-0-0	CONFERENCE		1-5-0	0-6-0		4-5-0			
4-8-0	0-0-0	0-0-0	HOME		0-3-0	0-3-0		4-2-0			
1-8-0	0-0-0	0-0-0	AWAY		1-2-0	0-3-0		0-3-0			
0-0-0	0-0-0	0-0-0	NEUTRAL		0-0-0	0-0-0		0-0-0			
RPI S	Opponent	Score	RPI S	Opponent	Score	RPI S	Opponent	Score	RPI S	Opponent	Score
						77 A	IPFW	0 9	108 A	Longwood	3 9
						77 A	IPFW	7 3	108 A	Longwood	3 7
						77 A	IPFW	5 6	110 A	Western Mich.	0 1
						79 A	Maryland	3 7	110 A	Western Mich.	2 6
						79 A	Maryland	2 10	122 A	Southern Utah	1 10
						86 H	North Dakota St.	0 6	122 A	Southern Utah	0 9
						86 H	North Dakota St.	1 5	122 A	Southern Utah	2 10
						86 H	North Dakota St.	0 6	124 H	Western Ill.	3 9
									124 H	Western Ill.	1 9
									124 H	Western Ill.	0 5
									136 A	Central Mich.	1 9
									136 A	Central Mich.	6 7
									158 H	Eastern Mich.	0 13
									158 H	Eastern Mich.	2 10
									194 N	Iona	4 5
									197 A	Furman	2 6
									197 A	Furman	1 6
									233 A	Toledo	0 4
									233 A	Toledo	5 3
									244 H	IUPUI	3 1
									244 H	IUPUI	2 10
									244 H	IUPUI	4 3
									253 H	South Dakota St.	5 3
									253 H	South Dakota St.	6 5
									253 H	South Dakota St.	2 6
									257 A	Detroit	7 10
									257 A	Detroit	9 0

Non-Div. I Games:

Oakland

RPI	S	Opponent	Score	
260	A	Hampton	2	5
260	A	Hampton	2	3
263	A	South Dakota	3	5
263	A	South Dakota	1	3
263	A	South Dakota	6	9
286	N	Saint Peter's	2	0

Oakland

O
a
k
l
a
n
d

O
a
k
l
a
n
d

Average RPI Win: 260		WON-LOST	WINNING	LAST 10	STRENGTH OF		OPP. STRENGTH	TEAM	ADJ	CONF.	ADJ CONF.		
Average RPI Loss: 177		RECORD	PCT. RANK	GAMES	SCHEDULE		OF SCHEDULE	RPI	RPI	RPI	RPI		
DIV. I ONLY		12-31-0	.27907	251	2-8-0		275	263	276	.36245	275	31	31
DIV. I NON-CONF.		5-25-0	.16667	269	0-3-0		250	184	271	.37565	270	31	31
TOTALS		RPI 1-25	RPI 26-50		W-L RECORDS		RPI 51-100		RPI 101-150		RPI 150+		
12-31-0	0-0-0	0-1-0		OVERALL		0-4-0		0-5-0		12-21-0			
1-5-0	0-0-0	0-0-0		HOME		0-0-0		0-0-0		1-5-0			
6-10-0	0-0-0	0-1-0		AWAY		0-1-0		0-2-0		6-6-0			
5-16-0	0-0-0	0-0-0		NEUTRAL		0-3-0		0-3-0		5-10-0			
5-25-0	0-0-0	0-1-0		NON-CONFERENCE		0-4-0		0-5-0		5-15-0			
1-2-0	0-0-0	0-0-0		HOME		0-0-0		0-0-0		1-2-0			
3-7-0	0-0-0	0-0-		AWAY		0-1-0		0-2-0		3-3-0			
1-16-0	0-0-0	0-0-0		NEUTRAL		0-3-0		0-3-0		1-10-0			
7-6-0	0-0-0	0-0-0		CONFERENCE		0-0-0		0-0-0		7-6-0			
0-3-0	0-0-0	0-0-0		HOME		0-0-0		0-0-0		0-3-0			
3-3-0	0-0-0	0-0-0		AWAY		0-0-0		0-0-0		3-3-0			
4-0-0	0-0-0	0-0-0		NEUTRAL		0-0-0		0-0-0		4-0-0			
RPI	S	Opponent	Score	RPI	S	Opponent	Score	RPI	S	Opponent	Score		
				30	A	Auburn	0 6	67	A	Lipscomb	0 11		
								77	N	IPFW	0 7		
								80	N	Kennesaw St.	1 6		
								80	N	Kennesaw St.	0 11		
								102	N	Bowling Green	0 6		
								119	A	Mercer	2 3		
								119	A	Mercer	2 6		
								125	N	Robert Morris	5 6		
								143	N	Middle Tenn.	0 3		
								158	N	Eastern Mich.	0 5		
								161	N	Bradley	6 7		
								164	N	Drake	3 11		
								169	N	Eastern Ky.	6 4		
								175	N	Appalachian St.	8 17		
								181	N	Campbell	0 6		
								186	N	Winthrop	1 9		
								192	A	Western Caro.	5 6		
								192	A	Western Caro.	3 13		
								192	N	Western Caro.	6 7		
								196	N	Wright St.	3 6		
								197	N	Furman	0 1		
								220	H	Samford	3 7		
								225	H	Neb. Omaha	4 0		
								225	H	Neb. Omaha	4 12		
								239	N	Texas Southern	10 0		
								246	N	Southeastern La.	2 12		
								249	H	Jackson St.	5 9		
								249	H	Jackson St.	2 5		
								249	H	Jackson St.	2 4		
								255	A	Tennessee St.	5 8		
								255	A	Tennessee St.	4 3		
LAST 10 GAMES													
				249	H	Jackson St.	2 5	192	A	Western Caro.	3 13		
				249	H	Jackson St.	5 9	284	A	Alcorn St.	8 0		
				249	H	Jackson St.	2 4	284	A	Alcorn St.	3 4		
				220	H	Samford	3 7	284	A	Alcorn St.	5 4		
				192	A	Western Caro.	5 6	283	A	Alabama A&M	2 4		

Non-Div. I Games:

Alabama St.

RPI	S	Opponent	Score	
256	A	Savannah St.	3	0
273	N	Prairie View	12	2
279	A	Morgan St.	16	7
283	A	Alabama A&M	7	0
283	A	Alabama A&M	2	4
283	A	Alabama A&M	2	7
284	A	Alcorn St.	3	4
284	A	Alcorn St.	5	4
284	A	Alcorn St.	8	0
287	N	Southern U.	6	2
288	N	Grambling	11	1

Alabama St.

A
l
a
b
a
m
a
s
t
.

A
l
a
b
a
m
a
s
t
.

Average RPI Win:	259	WON-LOST	WINNING	LAST 10	STRENGTH OF	OPP. STRENGTH	TEAM	ADJ	CONF.	ADJ CONF.				
Average RPI Loss:	201	RECORD	PCT. RANK	GAMES	SCHEDULE	OF SCHEDULE	RPI	RPI	RPI	RPI				
DIV. I ONLY		12-27-0	.30769	239	1-9-0	270	282	275	.35857	276	30	30		
DIV. I NON-CONF.		2-17-0	.10526	283	0-2-0	234	280	278	.35147	278	30	30		
<hr/>														
TOTALS	RPI 1-25	RPI 26-50		W-L RECORDS		RPI 51-100		RPI 101-150		RPI 150+				
12-27-0	0-0-0	0-0-0		OVERALL		0-2-0		0-4-0		12-21-0				
7-11-0	0-0-0	0-0-0		HOME		0-2-0		0-2-0		7-7-0				
2-13-0	0-0-0	0-0-0		AWAY		0-0-0		0-2-0		2-11-0				
3-3-0	0-0-0	0-0-0		NEUTRAL		0-0-0		0-0-0		3-3-0				
<hr/>														
2-17-0	0-0-0	0-0-0		NON-CONFERENCE		0-2-0		0-4-0		2-11-0				
1-5-0	0-0-0	0-0-0		HOME		0-2-0		0-2-0		1-1-0				
0-9-0	0-0-0	0-0-		AWAY		0-0-0		0-2-0		0-7-0				
1-3-0	0-0-0	0-0-0		NEUTRAL		0-0-0		0-0-0		1-3-0				
<hr/>														
10-10-0	0-0-0	0-0-0		CONFERENCE		0-0-0		0-0-0		10-10-0				
6-6-0	0-0-0	0-0-0		HOME		0-0-0		0-0-0		6-6-0				
2-4-0	0-0-0	0-0-0		AWAY		0-0-0		0-0-0		2-4-0				
2-0-0	0-0-0	0-0-0		NEUTRAL		0-0-0		0-0-0		2-0-0				
<hr/>														
RPI	S	Opponent	Score	RPI	S	Opponent	Score	RPI	S	Opponent	Score			
						75 H	S.C. Upstate	0		8				
						75 H	S.C. Upstate	0		8				
										111 A	Coastal Caro.	0	9	
										111 A	Coastal Caro.	0	9	
										141 H	Utah Valley	0	11	
										149 H	Youngstown St.	3	11	
										155 N	Mississippi Val.	0	9	
										172 A	UNC Greensboro	4	12	
										177 A	Gardner-Webb	2	4	
										177 A	Gardner-Webb	1	5	
										188 H	Marist	3	6	
										192 H	Western Caro.	4	2	
										200 H	Bethune-Cookman	2	6	
										200 H	Bethune-Cookman	4	18	
										200 H	Bethune-Cookman	3	4	
										218 A	Liberty	8	9	
										218 A	Liberty	5	13	
										219 A	Florida A&M	0	13	
										219 A	Florida A&M	9	5	
										219 A	Florida A&M	8	3	
										241 H	Norfolk St.	3	2	
										241 H	Norfolk St.	5	6	
										256 A	Savannah St.	1	8	
										256 A	Savannah St.	0	3	
						LAST 10 GAMES				256 A	Savannah St.	0	3	
						200 H	Bethune-Cookman	4		18	256 A	Savannah St.	1	2
						200 H	Bethune-Cookman	2		6	218 A	Liberty	5	13
						200 H	Bethune-Cookman	3		4	218 A	Liberty	8	9
						256 A	Savannah St.	1		2	219 A	Florida A&M	0	13
						256 A	Savannah St.	0		3	219 A	Florida A&M	9	5
											256 A	Savannah St.	1	2
											260 N	Hampton	6	5
											260 N	Hampton	1	0
											264 A	UNC Wilmington	0	1
											264 A	UNC Wilmington	0	10

Non-Div. I Games:

N.C. A&T

RPI	S	Opponent	Score	
265	N	La Salle	2	7
279	H	Morgan St.	7	10
279	H	Morgan St.	7	10
282	H	South Carolina St.	12	0
282	H	South Carolina St.	3	1
282	H	South Carolina St.	4	3
283	N	Alabama A&M	2	5
288	N	Grambling	15	3
289	H	Md.-East. Shore	7	3
289	H	Md.-East. Shore	11	5

Average RPI Win: 263		WON-LOST	WINNING	LAST 10	STRENGTH OF		OPP. STRENGTH	TEAM	ADJ		CONF.	ADJ CONF.
Average RPI Loss: 199		RECORD	PCT. RANK	GAMES	SCHEDULE		OF SCHEDULE	RPI	RPI		RPI	RPI
DIV. I ONLY		11-30-0	.26829	255	2-8-0		273	273	277		29	29
DIV. I NON-CONF.		6-19-0	.24	253	1-3-0		288	283	282		29	29
TOTALS		RPI 1-25	RPI 26-50		W-L RECORDS		RPI 51-100		RPI 101-150		RPI 150+	
11-30-0		0-0-0	0-0-0		OVERALL		0-0-0		0-10-0		11-20-0	
5-11-0		0-0-0	0-0-0		HOME		0-0-0		0-6-0		5-5-0	
4-9-0		0-0-0	0-0-0		AWAY		0-0-0		0-2-0		4-7-0	
2-10-0		0-0-0	0-0-0		NEUTRAL		0-0-0		0-2-0		2-8-0	
6-19-0		0-0-0	0-0-0		NON-CONFERENCE		0-0-0		0-6-0		6-13-0	
3-5-0		0-0-0	0-0-0		HOME		0-0-0		0-2-0		3-3-0	
1-4-0		0-0-0	0-0-		AWAY		0-0-0		0-2-0		1-2-0	
2-10-0		0-0-0	0-0-0		NEUTRAL		0-0-0		0-2-0		2-8-0	
5-11-0		0-0-0	0-0-0		CONFERENCE		0-0-0		0-4-0		5-7-0	
2-6-0		0-0-0	0-0-0		HOME		0-0-0		0-4-0		2-2-0	
3-5-0		0-0-0	0-0-0		AWAY		0-0-0		0-0-0		3-5-0	
0-0-0		0-0-0	0-0-0		NEUTRAL		0-0-0		0-0-0		0-0-0	
RPI S	Opponent	Score	RPI S	Opponent	Score	RPI S	Opponent	Score	RPI S	Opponent	Score	
									132 H	Temple	2	10
									132 H	Temple	1	9
									141 N	Utah Valley	3	4
									148 A	Villanova	1	4
									148 A	Villanova	0	4
									149 N	Youngstown St.	4	9
									150 H	Lehigh	1	8
									150 H	Lehigh	0	7
									150 H	Lehigh	0	9
									150 H	Lehigh	3	11
									171 A	Army	0	2
									171 A	Army	0	1
									171 A	Army	0	1
									171 A	Army	0	4
									180 H	Saint Joseph's	0	4
									180 H	Saint Joseph's	2	9
									204 N	Bryant	2	3
									219 N	Florida A&M	4	5
									221 A	Drexel	4	9
									222 N	Green Bay	0	5
									226 H	Colgate	3	1
									226 H	Colgate	1	9
									226 H	Colgate	5	11
									226 H	Colgate	3	2
									251 N	Cleveland St.	5	4
									257 N	Detroit	2	6
									261 H	Wagner	4	1
LAST 10 GAMES												
			171 A	Army	0	1	286 A	Saint Peter's	4	1		
			171 A	Army	0	1	132 H	Temple	1	9		
			171 A	Army	0	2	132 H	Temple	2	10		
			171 A	Army	0	4	226 H	Colgate	3	2		
			286 A	Saint Peter's	1	2	226 H	Colgate	1	9		

Non-Div. I Games:

Lafayette

RPI	S	Opponent	Score
261	H	Wagner	7 9
261	N	Wagner	6 1
261	N	Wagner	2 3
269	N	Columbia	2 4
272	H	Manhattan	8 7
272	H	Manhattan	3 0
272	N	Manhattan	0 1
278	A	Holy Cross	4 5
278	A	Holy Cross	7 1
278	A	Holy Cross	2 1
278	A	Holy Cross	3 1
280	N	Howard	0 3
286	A	Saint Peter's	4 1
286	A	Saint Peter's	1 2

Lafayette

[illegible]

Non-Div. I Games:

Holy Cross

RPI	S	Opponent	Score	
266	A	Bucknell	2	3
267	H	Hartford	12	4
267	H	Hartford	6	4
268	N	Yale	7	6
272	N	Manhattan	3	0
277	H	Lafayette	1	3
277	H	Lafayette	5	4
277	H	Lafayette	1	7
277	H	Lafayette	1	2

Holy Cross

H
O
L
Y
C
R
O
S
S

H
O
L
Y
C
R
O
S
S

Average RPI Win: 272		WON-LOST RECORD		WINNING PCT. RANK		LAST 10 GAMES		STRENGTH OF SCHEDULE		OPP. STRENGTH OF SCHEDULE		TEAM RPI		ADJ RPI		CONF. RPI		ADJ CONF. RPI	
DIV. I ONLY		6-21-0		.22222 271		1-8-0		265		284		280		.33475 279		30		30	
DIV. I NON-CONF.		0-8-0		0 286		0-0-0		238		263		286		.32995 283		30		30	
TOTALS		RPI 1-25		RPI 26-50		W-L RECORDS		RPI 51-100		RPI 101-150		RPI 150+							
6-21-0		0-0-0		0-0-0		OVERALL		0-0-0		0-3-0		6-18-0							
0-4-0		0-0-0		0-0-0		HOME		0-0-0		0-0-0		0-4-0							
6-13-0		0-0-0		0-0-0		AWAY		0-0-0		0-1-0		6-12-0							
0-4-0		0-0-0		0-0-0		NEUTRAL		0-0-0		0-2-0		0-2-0							
0-8-0		0-0-0		0-0-0		NON-CONFERENCE		0-0-0		0-3-0		0-5-0							
0-1-0		0-0-0		0-0-0		HOME		0-0-0		0-0-0		0-1-0							
0-3-0		0-0-0		0-0-		AWAY		0-0-0		0-1-0		0-2-0							
0-4-0		0-0-0		0-0-0		NEUTRAL		0-0-0		0-2-0		0-2-0							
6-13-0		0-0-0		0-0-0		CONFERENCE		0-0-0		0-0-0		6-13-0							
0-3-0		0-0-0		0-0-0		HOME		0-0-0		0-0-0		0-3-0							
6-10-0		0-0-0		0-0-0		AWAY		0-0-0		0-0-0		6-10-0							
0-0-0		0-0-0		0-0-0		NEUTRAL		0-0-0		0-0-0		0-0-0							
RPI	S	Opponent		Score	RPI	S	Opponent		Score	RPI	S	Opponent		Score					
										106	N	Boston College		3	11				
										106	N	Boston College		0	10				
										140	A	Charlotte		1	4				
										151	H	Delaware St.		1	4				
										151	H	Delaware St.		1	8				
										151	H	Delaware St.		3	7				
										177	A	Gardner-Webb		0	8				
										177	A	Gardner-Webb		4	6				
										229	N	Towson		3	12				
										229	N	Towson		5	7				
										241	A	Norfolk St.		0	7				
										241	A	Norfolk St.		2	15				
										241	A	Norfolk St.		7	13				
										256	A	Savannah St.		2	3				
										256	A	Savannah St.		11	9				
										256	A	Savannah St.		0	3				
										260	A	Hampton		1	2				
										260	A	Hampton		6	8				
										260	A	Hampton		6	2				
										275	H	Alabama St.		7	16				
										276	A	N.C. A&T		10	7				
										276	A	N.C. A&T		10	7				
										280	A	Howard		8	7				
										280	A	Howard		2	3				
										280	A	Howard		0	1				
										282	A	South Carolina St.		4	2				
										282	A	South Carolina St.		1	2				
Non-Div. I Games:			Bowie St.		7	1	Bowie St.		15	7	Morgan St.								

Average RPI Win: 269		WON-LOST	WINNING	LAST 10	STRENGTH OF		OPP. STRENGTH	TEAM	ADJ		CONF.	ADJ CONF.		
Average RPI Loss: 198		RECORD	PCT. RANK	GAMES	SCHEDULE		OF SCHEDULE	RPI	RPI		RPI	RPI		
DIV. I ONLY		11-32-0	.25581	260	2-8-0		279	276	279	.32536	280	30		
DIV. I NON-CONF.		5-23-0	.17857	267	0-4-0		253	253	274	.36034	275	30		
TOTALS		RPI 1-25	RPI 26-50		W-L RECORDS		RPI 51-100		RPI 101-150		RPI 150+			
11-32-0	0-1-0	0-0-0		OVERALL		0-6-0		0-2-0		11-23-0				
2-1-0	0-0-0	0-0-0		HOME		0-0-0		0-0-0		2-1-0				
4-14-0	0-1-0	0-0-0		AWAY		0-2-0		0-0-0		4-10-0				
5-17-0	0-0-0	0-0-0		NEUTRAL		0-4-0		0-2-0		5-11-0				
5-23-0	0-1-0	0-0-0		NON-CONFERENCE		0-6-0		0-2-0		5-14-0				
0-0-0	0-0-0	0-0-0		HOME		0-0-0		0-0-0		0-0-0				
0-6-0	0-1-0	0-0-		AWAY		0-2-0		0-0-0		0-3-0				
5-17-0	0-0-0	0-0-0		NEUTRAL		0-4-0		0-2-0		5-11-0				
6-9-0	0-0-0	0-0-0		CONFERENCE		0-0-0		0-0-0		6-9-0				
2-1-0	0-0-0	0-0-0		HOME		0-0-0		0-0-0		2-1-0				
4-8-0	0-0-0	0-0-0		AWAY		0-0-0		0-0-0		4-8-0				
0-0-0	0-0-0	0-0-0		NEUTRAL		0-0-0		0-0-0		0-0-0				
RPI	S	Opponent	Score		RPI	S	Opponent	Score		RPI	S	Opponent	Score	
3	A	Arizona St.	3	15						57	N	Boise St.	1	16
										71	N	Utah	1	5
										79	A	Maryland	0	10
										79	A	Maryland	0	9
										86	N	North Dakota St.	1	7
										96	N	Stony Brook	1	13
										130	N	Creighton	4	19
										149	N	Youngstown St.	7	15
										193	N	Fairleigh Dickinson	1	4
										198	N	Wichita St.	9	15
										198	N	Wichita St.	1	9
										202	N	Georgetown	1	8
										202	N	Georgetown	0	5
										213	N	Saint Francis (PA)	3	4
										222	N	Green Bay	3	2
										229	A	Towson	0	10
										229	A	Towson	1	11
										237	N	Rider	1	0
										251	N	Cleveland St.	4	6
										256	A	Savannah St.	1	6
										256	A	Savannah St.	3	11
										256	A	Savannah St.	0	8
										258	A	Coppin St.	1	2
										258	A	Coppin St.	1	2
										258	A	Coppin St.	3	1
										260	A	Hampton	2	9
										260	A	Hampton	4	5
										260	A	Hampton	2	10
										261	N	Wagner	4	9
										261	N	Wagner	5	6
										262	A	UMBC	5	12
										266	N	Bucknell	6	8
										271	N	George Mason	7	4
LAST 10 GAMES														
				279	H	Morgan St.	1	0		260	A	Hampton	2	10
				279	H	Morgan St.	3	2		260	A	Hampton	2	9
				279	H	Morgan St.	7	8		260	A	Hampton	4	5
				79	A	Maryland	0	10		229	A	Towson	0	10
				79	A	Maryland	0	9		229	A	Towson	1	11

Non-Div. I Games:

Howard

RPI	S	Opponent	Score	
272	N	Manhattan	5	2
277	N	Lafayette	3	0
279	H	Morgan St.	1	0
279	H	Morgan St.	7	8
279	H	Morgan St.	3	2
286	N	Saint Peter's	3	4
289	A	Md.-East. Shore	12	8
289	A	Md.-East. Shore	4	2
289	A	Md.-East. Shore	4	1

Howard

H
o
w
a
r
d

H
o
w
a
r
d

Average RPI Win:	286	WON-LOST	WINNING	LAST 10	STRENGTH OF	OPP. STRENGTH	TEAM	ADJ	CONF.	ADJ CONF.	
Average RPI Loss:	184	RECORD	PCT. RANK	GAMES	SCHEDULE	OF SCHEDULE	RPI	RPI	RPI	RPI	
DIV. I ONLY		3-27-0	.1 287	0-8-0	222	280	281	.31927 281	31	31	
DIV. I NON-CONF.		0-17-0	0 286	0-1-0	128	231	276	.35444 277	31	31	
<hr/>											
TOTALS	RPI 1-25	RPI 26-50		W-L RECORDS		RPI 51-100		RPI 101-150		RPI 150+	
3-27-0	0-0-0	0-1-0		OVERALL		0-1-0		0-9-0		3-16-0	
2-10-0	0-0-0	0-0-0		HOME		0-0-0		0-6-0		2-4-0	
0-8-0	0-0-0	0-1-0		AWAY		0-0-0		0-3-0		0-4-0	
1-9-0	0-0-0	0-0-0		NEUTRAL		0-1-0		0-0-0		1-8-0	
0-17-0	0-0-0	0-1-0		NON-CONFERENCE		0-1-0		0-9-0		0-6-0	
0-6-0	0-0-0	0-0-0		HOME		0-0-0		0-6-0		0-0-0	
0-5-0	0-0-0	0-0-		AWAY		0-0-0		0-3-0		0-1-0	
0-6-0	0-0-0	0-0-0		NEUTRAL		0-1-0		0-0-0		0-5-0	
3-10-0	0-0-0	0-0-0		CONFERENCE		0-0-0		0-0-0		3-10-0	
2-4-0	0-0-0	0-0-0		HOME		0-0-0		0-0-0		2-4-0	
0-3-0	0-0-0	0-0-0		AWAY		0-0-0		0-0-0		0-3-0	
1-3-0	0-0-0	0-0-0		NEUTRAL		0-0-0		0-0-0		1-3-0	
RPI S	Opponent	Score	RPI S	Opponent	Score	RPI S	Opponent	Score	RPI S	Opponent	Score
			31 A	Oklahoma St.	2 12	54 N	Nebraska	0 16	113 A	UT Martin	1 9
									130 H	Creighton	2 14
									130 H	Creighton	2 10
									130 H	Creighton	0 12
									130 H	Creighton	0 18
									138 A	Central Ark.	0 9
									138 A	Central Ark.	0 8
									138 H	Central Ark.	0 11
									138 H	Central Ark.	0 17
									155 N	Mississippi Val.	1 8
									157 N	Loyola Chicago	1 15
									164 N	Drake	4 16
									164 N	Drake	0 15
									209 A	Texas-Arlington	0 2
									239 A	Texas Southern	3 14
									239 A	Texas Southern	2 11
									239 A	Texas Southern	2 3
									242 N	Houston Baptist	3 4
									242 N	Houston Baptist	0 1
									249 N	Jackson St.	4 5
									273 H	Prairie View	2 3
									273 H	Prairie View	4 11
									273 H	Prairie View	0 5
									283 N	Alabama A&M	5 2
									284 N	Alcorn St.	2 8
									288 H	Grambling	6 5
									288 H	Grambling	5 4
									288 H	Grambling	5 4
Non-Div. I Games:	Central Baptist	1 12	Ouachita Baptist	13 12	Ouachita Baptist	6 2	Ouachita Baptist	3 6			
	Central Baptist	2 7	Ouachita Baptist	0 3	Central Baptist	0 6	Central Baptist	Ark. Pine Bluff			

Ark.-Pine Bluff

Average RPI Win: 282		WON-LOST RECORD		WINNING PCT. RANK		LAST 10 GAMES		STRENGTH OF SCHEDULE		OPP. STRENGTH OF SCHEDULE		TEAM RPI		ADJ RPI		CONF. RPI		ADJ CONF. RPI		
DIV. I ONLY		8-20-0		.28571 250		3-7-0		284		288		282		.31899 282		30		30		
DIV. I NON-CONF.		1-7-0		.125 276		0-2-0		112		288		261		.38726 261		30		30		
TOTALS		RPI 1-25		RPI 26-50		W-L RECORDS		RPI 51-100		RPI 101-150		RPI 150+								
8-20-0		0-0-0		0-0-0		OVERALL		0-0-0		0-4-0		8-16-0								
7-13-0		0-0-0		0-0-0		HOME		0-0-0		0-2-0		7-11-0								
0-5-0		0-0-0		0-0-0		AWAY		0-0-0		0-2-0		0-3-0								
1-2-0		0-0-0		0-0-0		NEUTRAL		0-0-0		0-0-0		1-2-0								
1-7-0		0-0-0		0-0-0		NON-CONFERENCE		0-0-0		0-4-0		1-3-0								
0-4-0		0-0-0		0-0-0		HOME		0-0-0		0-2-0		0-2-0								
0-2-0		0-0-0		0-0-		AWAY		0-0-0		0-2-0		0-0-0								
1-1-0		0-0-0		0-0-0		NEUTRAL		0-0-0		0-0-0		1-1-0								
7-13-0		0-0-0		0-0-0		CONFERENCE		0-0-0		0-0-0		7-13-0								
7-9-0		0-0-0		0-0-0		HOME		0-0-0		0-0-0		7-9-0								
0-3-0		0-0-0		0-0-0		AWAY		0-0-0		0-0-0		0-3-0								
0-1-0		0-0-0		0-0-0		NEUTRAL		0-0-0		0-0-0		0-1-0								
RPI	S	Opponent	Score	RPI	S	Opponent	Score	RPI	S	Opponent	Score	RPI	S	Opponent	Score					
										121	A	Col. of Charleston	3	5						
										121	A	Col. of Charleston	1	6						
										121	H	Col. of Charleston	0	6						
										121	H	Col. of Charleston	0	9						
										155	N	Mississippi Val.	1	8						
										177	H	Gardner-Webb	0	9						
										177	H	Gardner-Webb	4	13						
										200	H	Bethune-Cookman	0	13						
										200	H	Bethune-Cookman	2	7						
										200	H	Bethune-Cookman	0	4						
										241	H	Norfolk St.	0	10						
										241	H	Norfolk St.	0	4						
										256	N	Savannah St.	2	10						
										258	H	Coppin St.	3	5						
										258	H	Coppin St.	2	11						
										258	H	Coppin St.	0	15						
										258	H	Coppin St.	10	9						
										276	A	N.C. A&T	1	3						
										276	A	N.C. A&T	0	12						
										276	A	N.C. A&T	3	4						
										279	H	Morgan St.	2	1						
										279	H	Morgan St.	2	4						
						LAST 10 GAMES				279	H	Morgan St.	2	4						
						285	H	N.C. Central	2	1	200	H	Bethune-Cookman	0	13	283	N	Alabama A&M	5	3
						285	H	N.C. Central	2	1	200	H	Bethune-Cookman	2	7	285	H	N.C. Central	2	1
						285	H	N.C. Central	7	4	200	H	Bethune-Cookman	0	4	285	H	N.C. Central	7	4
						121	H	Col. of Charleston	0	6	276	A	N.C. A&T	3	4	285	H	N.C. Central	2	1
						121	H	Col. of Charleston	0	9	276	A	N.C. A&T	0	12	289	H	Md.-East. Shore	5	4
Non-Div. I Games:		Davis & Elkins		17 5		Claflin		8 0		Benedict		3 6		Claflin		7 3				
		Clark Atlanta		3 9		Brewton Parker		5 4		Virginia Union		14 3		Winston-Salem		South Carolina St.				

Non-Div. I Games:	Benedict	13	0
--------------------------	-----------------	-----------	----------

Through Games Of Through April 23, 2012

RPI	S	Opponent	Score
289	H	Md.-East. Shore	7 3

South Carolina St.

Average RPI Win: 281		WON-LOST RECORD		WINNING PCT. RANK		LAST 10 GAMES		STRENGTH OF SCHEDULE		OPP. STRENGTH OF SCHEDULE		TEAM RPI		ADJ RPI		CONF. RPI		ADJ CONF. RPI	
DIV. I ONLY		7-15-0		.31818 235		4-5-0		289		277		285		.31255 283		31		31	
DIV. I NON-CONF.		1-8-0		.11111 279		0-2-0		289		244		289		.27205 289		31		31	
TOTALS		RPI 1-25		RPI 26-50		W-L RECORDS		RPI 51-100		RPI 101-150		RPI 150+							
7-15-0		0-0-0		0-0-0		OVERALL		0-0-0		0-0-0		7-15-0							
2-7-0		0-0-0		0-0-0		HOME		0-0-0		0-0-0		2-7-0							
3-3-0		0-0-0		0-0-0		AWAY		0-0-0		0-0-0		3-3-0							
2-5-0		0-0-0		0-0-0		NEUTRAL		0-0-0		0-0-0		2-5-0							
1-8-0		0-0-0		0-0-0		NON-CONFERENCE		0-0-0		0-0-0		1-8-0							
0-3-0		0-0-0		0-0-0		HOME		0-0-0		0-0-0		0-3-0							
0-3-0		0-0-0		0-0-		AWAY		0-0-0		0-0-0		0-3-0							
1-2-0		0-0-0		0-0-0		NEUTRAL		0-0-0		0-0-0		1-2-0							
6-7-0		0-0-0		0-0-0		CONFERENCE		0-0-0		0-0-0		6-7-0							
2-4-0		0-0-0		0-0-0		HOME		0-0-0		0-0-0		2-4-0							
3-0-0		0-0-0		0-0-0		AWAY		0-0-0		0-0-0		3-0-0							
1-3-0		0-0-0		0-0-0		NEUTRAL		0-0-0		0-0-0		1-3-0							
RPI	S	Opponent	Score	RPI	S	Opponent	Score	RPI	S	Opponent	Score	RPI	S	Opponent	Score				
												155	H	Mississippi Val.	0 14				
												155	H	Mississippi Val.	1 10				
												155	H	Mississippi Val.	1 5				
												162	H	Eastern Ill.	0 8				
												214	A	Belmont	0 11				
												214	A	Belmont	2 3				
												214	A	Belmont	3 6				
												219	N	Florida A&M	2 10				
												231	H	Austin Peay	3 6				
												231	H	Austin Peay	0 6				
												239	N	Texas Southern	0 10				
												273	N	Prairie View	3 4				
												275	H	Alabama St.	7 2				
												275	H	Alabama St.	0 7				
												275	H	Alabama St.	4 2				
												276	N	N.C. A&T	5 2				
												281	N	Ark.-Pine Bluff	2 5				
												282	N	South Carolina St.	3 5				
												284	A	Alcorn St.	1 0				
												284	A	Alcorn St.	7 5				
												284	A	Alcorn St.	5 4				
												287	N	Southern U.	6 3				
				LAST 10 GAMES															
												231	H	Austin Peay	0 6				
												231	H	Austin Peay	3 6				
												284	A	Alcorn St.	5 4				
												284	A	Alcorn St.	7 5				
												284	A	Alcorn St.	1 0				
Non-Div. I Games:		Huntingdon Miles		4	5	Kentucky St.		2	4	Birmingham-So.		0	6	Albany St. (GA) Centre		8	7	Alabama A&M	
				4	2	Ala.-Huntsville		3	6			2	8			3	2		

Non-Div. I Games:

Case

1

0

Alabama A&M

A
l
a
b
a
m
a
A
&
M

A
l
a
b
a
m
a
A
&
M

Average RPI Win: 248		WON-LOST	WINNING	LAST 10	STRENGTH OF	OPP. STRENGTH	TEAM	ADJ	CONF.	ADJ CONF.					
Average RPI Loss: 179		RECORD	PCT. RANK	GAMES	SCHEDULE	OF SCHEDULE	RPI	RPI	RPI	RPI					
DIV. I ONLY		4-32-0	.11111	286	1-9-0	262	267	283	.30811	284	31	31			
DIV. I NON-CONF.		2-18-0	.1	284	0-2-0	187	142	268	.37496	271	31	31			
<hr/>															
TOTALS		RPI 1-25	RPI 26-50		W-L RECORDS		RPI 51-100		RPI 101-150		RPI 150+				
4-32-0		0-4-0	0-0-0		OVERALL		0-4-0		1-4-0		3-20-0				
3-9-0		0-0-0	0-0-0		HOME		0-0-0		1-2-0		2-7-0				
0-15-0		0-4-0	0-0-0		AWAY		0-0-0		0-2-0		0-9-0				
1-8-0		0-0-0	0-0-0		NEUTRAL		0-4-0		0-0-0		1-4-0				
2-18-0		0-4-0	0-0-0		NON-CONFERENCE		0-4-0		1-4-0		1-6-0				
2-4-0		0-0-0	0-0-0		HOME		0-0-0		1-2-0		1-2-0				
0-9-0		0-4-0	0-0-		AWAY		0-0-0		0-2-0		0-3-0				
0-5-0		0-0-0	0-0-0		NEUTRAL		0-4-0		0-0-0		0-1-0				
2-14-0		0-0-0	0-0-0		CONFERENCE		0-0-0		0-0-0		2-14-0				
1-5-0		0-0-0	0-0-0		HOME		0-0-0		0-0-0		1-5-0				
0-6-0		0-0-0	0-0-0		AWAY		0-0-0		0-0-0		0-6-0				
1-3-0		0-0-0	0-0-0		NEUTRAL		0-0-0		0-0-0		1-3-0				
RPI	S	Opponent	Score	RPI	S	Opponent	Score	RPI	S	Opponent	Score	RPI	S	Opponent	Score
14	A	Missouri	1 14					57	N	Boise St.	0 4	138	H	Central Ark.	0 12
14	A	Missouri	0 9					58	N	South Ala.	0 8	147	A	Memphis	0 10
14	A	Missouri	1 9					100	N	McNeese St.	0 11	147	A	Memphis	0 8
23	A	LSU	0 2					100	N	McNeese St.	0 8	147	H	Memphis	1 5
												147	H	Memphis	3 0
												155	A	Mississippi Val.	2 11
												155	A	Mississippi Val.	1 9
												155	A	Mississippi Val.	5 11
												167	N	Northern Ill.	3 11
												200	A	Bethune-Cookman	2 4
												200	A	Bethune-Cookman	0 3
												234	A	Nicholls St.	1 6
												249	A	Jackson St.	1 2
												249	A	Jackson St.	4 7
												249	A	Jackson St.	0 6
												250	H	Evansville	1 10
												250	H	Evansville	0 13
												273	N	Prairie View	0 2
												275	H	Alabama St.	4 3
												275	H	Alabama St.	0 8
												275	H	Alabama St.	4 5
												281	N	Ark.-Pine Bluff	8 2
												283	H	Alabama A&M	0 1
												283	H	Alabama A&M	5 7
												283	H	Alabama A&M	4 5
												287	N	Southern U.	1 2
												288	N	Grambling	3 4
<hr/>															
Non-Div. I Games:		Kentucky St.	7 0	Belhaven	2 10	Belhaven		0 3	Miles		3 2	Alcorn St.			
		Kentucky St.	1 0	Stillman	4 6										

RPI	S	Opponent	Score	
289	H	Md.-East. Shore	13	3

Alcorn St.

A
l
c
o
r
n
S
t
.

A
l
c
o
r
n
S
t
.

Average RPI Win: 281		WON-LOST	WINNING	LAST 10	STRENGTH OF		OPP. STRENGTH	TEAM	ADJ		CONF.	ADJ CONF.						
Average RPI Loss: 195		RECORD	PCT. RANK	GAMES	SCHEDULE		OF SCHEDULE	RPI	RPI		RPI	RPI						
DIV. I ONLY		3-41-0	.06818	288	0-10-0		269	271	287	.306	285	30	30					
DIV. I NON-CONF.		1-28-0	.03448	285	0-2-0		249	251	284	.33879	281	30	30					
TOTALS		RPI 1-25	RPI 26-50		W-L RECORDS		RPI 51-100		RPI 101-150		RPI 150+							
3-41-0		0-0-0	0-0-0		OVERALL		0-3-0		0-4-0		3-34-0							
0-7-0		0-0-0	0-0-0		HOME		0-0-0		0-0-0		0-7-0							
1-25-0		0-0-0	0-0-0		AWAY		0-3-0		0-4-0		1-18-0							
2-9-0		0-0-0	0-0-0		NEUTRAL		0-0-0		0-0-0		2-9-0							
1-28-0		0-0-0	0-0-0		NON-CONFERENCE		0-3-0		0-4-0		1-21-0							
0-0-0		0-0-0	0-0-0		HOME		0-0-0		0-0-0		0-0-0							
1-19-0		0-0-0	0-0-		AWAY		0-3-0		0-4-0		1-12-0							
0-9-0		0-0-0	0-0-0		NEUTRAL		0-0-0		0-0-0		0-9-0							
2-13-0		0-0-0	0-0-0		CONFERENCE		0-0-0		0-0-0		2-13-0							
0-7-0		0-0-0	0-0-0		HOME		0-0-0		0-0-0		0-7-0							
0-6-0		0-0-0	0-0-0		AWAY		0-0-0		0-0-0		0-6-0							
2-0-0		0-0-0	0-0-0		NEUTRAL		0-0-0		0-0-0		2-0-0							
RPI	S	Opponent	Score	RPI	S	Opponent	Score	RPI	S	Opponent	Score	RPI	S	Opponent	Score			
								75	A	S.C. Upstate	2	8		108	A	Longwood	2	6
								75	A	S.C. Upstate	0	8		108	A	Longwood	1	6
								97	A	North Carolina St.	0	13		121	A	Col. of Charleston	2	13
														121	A	Col. of Charleston	2	10
														172	A	UNC Greensboro	0	8
														175	A	Appalachian St.	1	6
														175	A	Appalachian St.	1	12
														175	N	Appalachian St.	1	9
														175	N	Appalachian St.	0	11
														179	N	Binghamton	2	3
														179	N	Binghamton	1	7
														181	A	Campbell	1	12
														181	A	Campbell	1	9
														181	A	Campbell	2	5
														181	A	Campbell	2	7
														195	N	Dayton	1	18
														198	A	Elon	2	8
														198	A	Elon	6	15
														200	A	Bethune-Cookman	2	10
														200	A	Bethune-Cookman	0	8
														200	A	Bethune-Cookman	3	6
														202	N	Georgetown	5	13
														218	N	Liberty	5	14
														219	H	Florida A&M	1	4
														219	H	Florida A&M	2	4
														221	N	Drexel	1	20
														221	N	Drexel	5	6
LAST 10 GAMES																		

Non-Div. I Games:

N.C. Central

RPI	S	Opponent	Score	
238	A	Presbyterian	0	4
238	A	Presbyterian	2	5
241	H	Norfolk St.	3	6
241	H	Norfolk St.	1	7
256	H	Savannah St.	3	7
256	H	Savannah St.	2	16
256	H	Savannah St.	0	5
264	A	UNC Wilmington	4	14
264	A	UNC Wilmington	6	4
282	A	South Carolina St.	1	2
282	A	South Carolina St.	4	7
282	A	South Carolina St.	1	2
289	N	Md.-East. Shore	13	7
289	N	Md.-East. Shore	6	2

Average RPI Win: 260		WON-LOST	WINNING	LAST 10	STRENGTH OF		OPP. STRENGTH	TEAM	ADJ		CONF.	ADJ CONF.		
Average RPI Loss: 212		RECORD	PCT. RANK	GAMES	SCHEDULE		OF SCHEDULE	RPI	RPI		RPI	RPI		
DIV. I ONLY		5-38-0	.11628	285	1-9-0		260	275	284	.30531	286	28	28	
DIV. I NON-CONF.		4-29-0	.12121	277	1-1-0		274	289	283	.31105	287	28	28	
<hr/>														
TOTALS		RPI 1-25		RPI 26-50		W-L RECORDS		RPI 51-100		RPI 101-150		RPI 150+		
5-38-0		0-0-0		0-0-0		OVERALL		0-0-0		0-5-0		5-33-0		
1-9-0		0-0-0		0-0-0		HOME		0-0-0		0-0-0		1-9-0		
2-18-0		0-0-0		0-0-0		AWAY		0-0-0		0-2-0		2-16-0		
2-11-0		0-0-0		0-0-0		NEUTRAL		0-0-0		0-3-0		2-8-0		
4-29-0		0-0-0		0-0-0		NON-CONFERENCE		0-0-0		0-5-0		4-24-0		
1-5-0		0-0-0		0-0-0		HOME		0-0-0		0-0-0		1-5-0		
1-13-0		0-0-0		0-0-		AWAY		0-0-0		0-2-0		1-11-0		
2-11-0		0-0-0		0-0-0		NEUTRAL		0-0-0		0-3-0		2-8-0		
1-9-0		0-0-0		0-0-0		CONFERENCE		0-0-0		0-0-0		1-9-0		
0-4-0		0-0-0		0-0-0		HOME		0-0-0		0-0-0		0-4-0		
1-5-0		0-0-0		0-0-0		AWAY		0-0-0		0-0-0		1-5-0		
0-0-0		0-0-0		0-0-0		NEUTRAL		0-0-0		0-0-0		0-0-0		
RPI	S	Opponent		Score	RPI	S	Opponent		Score	RPI	S	Opponent		Score
										108	A	Longwood	0	11
										111	A	Coastal Caro.	0	8
										120	N	Quinnipiac	1	14
										120	N	Quinnipiac	3	11
										149	N	Youngstown St.	1	9
										160	A	Seton Hall	8	10
										160	A	Seton Hall	1	5
										171	A	Army	2	21
										171	A	Army	2	10
										171	N	Army	3	5
										185	H	Fairfield	1	14
										185	H	Fairfield	0	6
										188	A	Marist	3	6
										188	A	Marist	2	5
										193	A	Fairleigh Dickinson	0	10
										193	A	Fairleigh Dickinson	3	7
										204	N	Bryant	3	7
										222	N	Green Bay	7	14
										222	N	Green Bay	3	8
										225	N	Neb. Omaha	1	7
										237	A	Rider	0	8
										237	A	Rider	2	1
										240	A	Siena	0	12
										240	A	Siena	0	5
										242	N	Houston Baptist	2	0
										243	A	Delaware	2	7
										243	A	Delaware	3	5
<hr/>														
LAST 10 GAMES														
										185	H	Fairfield	0	6
										277	H	Lafayette	1	4
										240	A	Siena	0	12
										240	A	Siena	0	5
										240	A	Siena	0	5
										242	N	Houston Baptist	2	0
										188	A	Marist	3	6
										243	A	Delaware	2	7
										243	A	Delaware	3	5

Non-Div. I Games:

Saint Peter's

RPI	S	Opponent	Score	
247	H	Canisius	3	5
247	H	Canisius	2	11
259	N	Dartmouth	1	6
261	H	Wagner	0	7
261	H	Wagner	5	11
262	A	UMBC	3	4
262	A	UMBC	2	7
262	A	UMBC	8	3
262	A	UMBC	3	10
266	N	Bucknell	2	5
269	H	Columbia	2	5
269	H	Columbia	1	7
274	N	Oakland	0	2
277	H	Lafayette	1	4
277	H	Lafayette	2	1
280	N	Howard	4	3

Saint Peter's

S
a
i
n
t
P
e
t
e
r
'
s

S
a
i
n
t
P
e
t
e
r
'
s

Average RPI Win: 267		WON-LOST	WINNING	LAST 10	STRENGTH OF		OPP. STRENGTH	TEAM	ADJ	CONF.	ADJ CONF.
Average RPI Loss: 219		RECORD	PCT. RANK	GAMES	SCHEDULE		OF SCHEDULE	RPI	RPI	RPI	RPI
DIV. I ONLY		5-27-0	.15625	283	1-8-0		283	281	286	.28583	287
DIV. I NON-CONF.		2-16-0	.11111	279	0-3-0		283	235	285	.31646	286
TOTALS		RPI 1-25	RPI 26-50		W-L RECORDS		RPI 51-100		RPI 101-150		RPI 150+
5-27-0		0-0-0	0-0-0		OVERALL		0-2-0		0-3-0		5-22-0
1-7-0		0-0-0	0-0-0		HOME		0-1-0		0-0-0		1-6-0
3-11-0		0-0-0	0-0-0		AWAY		0-1-0		0-0-0		3-10-0
1-9-0		0-0-0	0-0-0		NEUTRAL		0-0-0		0-3-0		1-6-0
2-16-0		0-0-0	0-0-0		NON-CONFERENCE		0-2-0		0-3-0		2-11-0
0-5-0		0-0-0	0-0-0		HOME		0-1-0		0-0-0		0-4-0
2-6-0		0-0-0	0-0-		AWAY		0-1-0		0-0-0		2-5-0
0-5-0		0-0-0	0-0-0		NEUTRAL		0-0-0		0-3-0		0-2-0
3-11-0		0-0-0	0-0-0		CONFERENCE		0-0-0		0-0-0		3-11-0
1-2-0		0-0-0	0-0-0		HOME		0-0-0		0-0-0		1-2-0
1-5-0		0-0-0	0-0-0		AWAY		0-0-0		0-0-0		1-5-0
1-4-0		0-0-0	0-0-0		NEUTRAL		0-0-0		0-0-0		1-4-0
RPI S	Opponent	Score	RPI S	Opponent	Score	RPI S	Opponent	Score	RPI S	Opponent	Score
						100 A	McNeese St.	0 8	113 N	UT Martin	1 9
						100 H	McNeese St.	1 12	145 N	La.-Monroe	2 8
									145 N	La.-Monroe	0 9
									167 N	Northern Ill.	4 8
									203 H	Northern Colo.	4 13
									207 N	Akron	3 13
									224 A	Southern Miss.	0 10
									224 A	Southern Miss.	0 7
									227 A	Northwestern St.	5 10
									227 A	Northwestern St.	0 4
									227 H	Northwestern St.	6 8
									227 H	Northwestern St.	2 7
									234 A	Nicholls St.	2 6
									239 A	Texas Southern	3 4
									239 A	Texas Southern	0 8
									239 A	Texas Southern	8 9
									246 A	Southeastern La.	12 4
									246 A	Southeastern La.	8 6
									246 H	Southeastern La.	8 12
									249 N	Jackson St.	6 14
									249 N	Jackson St.	6 7
									273 H	Prairie View	6 8
									273 H	Prairie View	0 9
									273 H	Prairie View	9 1
									275 N	Alabama St.	2 6
									283 N	Alabama A&M	3 6
									284 N	Alcorn St.	2 1
Non-Div. I Games:		LSU-Alexandria	2 0	LSU-Alexandria	1 4	LSU-Alexandria	6 7	LSU-Alexandria	0 3	Southern U.	

RPI	S	Opponent	Score	
288	A	Grambling	6	7
288	A	Grambling	4	7
288	A	Grambling	6	2

Southern U.

S
o
u
t
h
e
r
n
U
.

S
o
u
t
h
e
r
n
U
.

Average RPI Win: 279		WON-LOST	WINNING	LAST 10	STRENGTH OF		OPP. STRENGTH	TEAM	ADJ	CONF.	ADJ CONF.
Average RPI Loss: 236		RECORD	PCT. RANK	GAMES	SCHEDULE		OF SCHEDULE	RPI	RPI	RPI	RPI
DIV. I ONLY		5-17-0	.22727	270	3-4-0		288	285	288	.28559	288
DIV. I NON-CONF.		1-8-0	.11111	279	0-0-0		271	286	281	.33282	282
TOTALS		RPI 1-25	RPI 26-50		W-L RECORDS		RPI 51-100		RPI 101-150		RPI 150+
5-17-0		0-0-0	0-0-0		OVERALL		0-0-0		0-1-0		5-16-0
2-2-0		0-0-0	0-0-0		HOME		0-0-0		0-0-0		2-2-0
1-6-0		0-0-0	0-0-0		AWAY		0-0-0		0-1-0		1-5-0
2-9-0		0-0-0	0-0-0		NEUTRAL		0-0-0		0-0-0		2-9-0
1-8-0		0-0-0	0-0-0		NON-CONFERENCE		0-0-0		0-1-0		1-7-0
0-1-0		0-0-0	0-0-0		HOME		0-0-0		0-0-0		0-1-0
0-1-0		0-0-0	0-0-		AWAY		0-0-0		0-1-0		0-0-0
1-6-0		0-0-0	0-0-0		NEUTRAL		0-0-0		0-0-0		1-6-0
4-9-0		0-0-0	0-0-0		CONFERENCE		0-0-0		0-0-0		4-9-0
2-1-0		0-0-0	0-0-0		HOME		0-0-0		0-0-0		2-1-0
1-5-0		0-0-0	0-0-0		AWAY		0-0-0		0-0-0		1-5-0
1-3-0		0-0-0	0-0-0		NEUTRAL		0-0-0		0-0-0		1-3-0
RPI S	Opponent	Score	RPI S	Opponent	Score	RPI S	Opponent	Score	RPI S	Opponent	Score
									145 A	La.-Monroe	3 12
									155 N	Mississippi Val.	0 6
									159 N	SIU Edwardsville	2 12
									209 H	Texas-Arlington	0 14
									215 N	Southeast Mo. St.	8 15
									215 N	Southeast Mo. St.	3 21
									219 N	Florida A&M	2 11
									227 N	Northwestern St.	1 10
									249 N	Jackson St.	4 11
									256 N	Savannah St.	4 1
									273 A	Prairie View	0 3
									273 A	Prairie View	5 6
									273 A	Prairie View	0 6
									275 N	Alabama St.	1 11
									276 N	N.C. A&T	3 15
									281 A	Ark.-Pine Bluff	4 5
									281 A	Ark.-Pine Bluff	8 5
									281 A	Ark.-Pine Bluff	5 6
									284 N	Alcorn St.	4 3
									287 H	Southern U.	2 6
									287 H	Southern U.	7 6
									287 H	Southern U.	7 4
LAST 10 GAMES											
						287 H	Southern U.	2 6	273 A	Prairie View	0 3
						287 H	Southern U.	7 4	281 A	Ark.-Pine Bluff	8 5
						287 H	Southern U.	7 6	281 A	Ark.-Pine Bluff	4 5
						273 A	Prairie View	0 6	281 A	Ark.-Pine Bluff	5 6
						273 A	Prairie View	5 6	249 N	Jackson St.	4 11
Non-Div. I Games:		Southern Ark.	1 11	LSU-Alexandria	2 3	Texas Col.	7 4	LSU-Alexandria	12 6	Grambling	
		Southern Ark.	2 17	Texas Col.	6 0	Texas Col.	17 3	Texas Col.	15 0		

Average RPI Win: Average RPI Loss:		0 255	WON-LOST RECORD	WINNING PCT. RANK	LAST 10 GAMES	STRENGTH OF SCHEDULE	OPP. STRENGTH OF SCHEDULE	TEAM RPI	ADJ RPI	CONF. RPI	ADJ CONF. RPI
DIV. I ONLY			0-24-0	0 289	0-10-0	286	289	289	.19793 289	30	30
DIV. I NON-CONF.			0-3-0	0 286	0-0-0	267	260	288	.30991 288	30	30
TOTALS		RPI 1-25	RPI 26-50		W-L RECORDS	RPI 51-100		RPI 101-150		RPI 150+	
0-24-0		0-0-0	0-0-0		OVERALL	0-0-0		0-2-0		0-22-0	
0-8-0		0-0-0	0-0-0		HOME	0-0-0		0-0-0		0-8-0	
0-11-0		0-0-0	0-0-0		AWAY	0-0-0		0-0-0		0-11-0	
0-5-0		0-0-0	0-0-0		NEUTRAL	0-0-0		0-2-0		0-3-0	
0-3-0		0-0-0	0-0-0		NON-CONFERENCE	0-0-0		0-2-0		0-1-0	
0-0-0		0-0-0	0-0-0		HOME	0-0-0		0-0-0		0-0-0	
0-1-0		0-0-0	0-0-		AWAY	0-0-0		0-0-0		0-1-0	
0-2-0		0-0-0	0-0-0		NEUTRAL	0-0-0		0-2-0		0-0-0	
0-21-0		0-0-0	0-0-0		CONFERENCE	0-0-0		0-0-0		0-21-0	
0-8-0		0-0-0	0-0-0		HOME	0-0-0		0-0-0		0-8-0	
0-10-0		0-0-0	0-0-0		AWAY	0-0-0		0-0-0		0-10-0	
0-3-0		0-0-0	0-0-0		NEUTRAL	0-0-0		0-0-0		0-3-0	
RPI S	Opponent	Score	RPI S	Opponent	Score	RPI S	Opponent	Score	RPI S	Opponent	Score
									128 N	Central Conn. St.	0 9
									128 N	Central Conn. St.	0 7
									241 H	Norfolk St.	2 4
									241 H	Norfolk St.	0 10
									241 H	Norfolk St.	0 8
									256 H	Savannah St.	1 10
									256 H	Savannah St.	0 8
									258 A	Coppin St.	0 5
									258 A	Coppin St.	1 9
									258 A	Coppin St.	1 5
									260 A	Hampton	1 9
									260 A	Hampton	1 9
									260 A	Hampton	2 5
									260 N	Hampton	0 9
									276 A	N.C. A&T	3 7
									276 A	N.C. A&T	5 11
									280 H	Howard	1 4
									280 H	Howard	2 4
									280 H	Howard	8 12
									282 A	South Carolina St.	3 7
									282 A	South Carolina St.	4 5
									284 A	Alcorn St.	3 13
									285 N	N.C. Central	2 6
									285 N	N.C. Central	7 13
			LAST 10 GAMES								
			260 A	Hampton	2 5	258 A	Coppin St.	1 9			
			260 A	Hampton	1 9	258 A	Coppin St.	0 5			
			241 H	Norfolk St.	2 4	258 A	Coppin St.	1 5			
			241 H	Norfolk St.	0 10	280 H	Howard	8 12			
			241 H	Norfolk St.	0 8	280 H	Howard	2 4			
Non-Div. I Games:	Goldey-Beacom	7	14	Goldey-Beacom	4	10	Miles	11	19	Stillman	9 17
Md.-East. Shore											