

Average RPI Win:		82	WON-LOST RECORD		WINNING PCT. RANK		LAST 10 GAMES		STRENGTH OF SCHEDULE		OPP. STRENGTH OF SCHEDULE		TEAM RPI		ADJ RPI		CONF. RPI		ADJ CONF. RPI	
DIV. I ONLY			36-1-0		.97297		1		10-0-0		12		16		1		.72214		1	
DIV. I NON-CONF.			27-1-0		.96429		5		1-0-0		59		18		6		.6715		4	
TOTALS		RPI 1-25		RPI 26-50		W-L RECORDS		RPI 51-100		RPI 101-150		RPI 150+								
36-1-0		12-1-0		2-0-0		OVERALL		10-0-0		3-0-0		9-0-0								
6-0-0		3-0-0		0-0-0		HOME		0-0-0		2-0-0		1-0-0								
7-1-0		3-1-0		0-0-0		AWAY		4-0-0		0-0-0		0-0-0								
23-0-0		6-0-0		2-0-0		NEUTRAL		6-0-0		1-0-0		8-0-0								
27-1-0		6-1-0		2-0-0		NON-CONFERENCE		7-0-0		3-0-0		9-0-0								
3-0-0		0-0-0		0-0-0		HOME		0-0-0		2-0-0		1-0-0								
1-1-0		0-1-0		0-0-		AWAY		1-0-0		0-0-0		0-0-0								
23-0-0		6-0-0		2-0-0		NEUTRAL		6-0-0		1-0-0		8-0-0								
9-0-0		6-0-0		0-0-0		CONFERENCE		3-0-0		0-0-0		0-0-0								
3-0-0		3-0-0		0-0-0		HOME		0-0-0		0-0-0		0-0-0								
6-0-0		3-0-0		0-0-0		AWAY		3-0-0		0-0-0		0-0-0								
0-0-0		0-0-0		0-0-0		NEUTRAL		0-0-0		0-0-0		0-0-0								
RPI	S	Opponent		Score		RPI	S	Opponent		Score		RPI	S	Opponent		Score				
4	N	Texas		6	3	44	N	Northwestern		5	1	52	N	Purdue		9	1			
7	N	Tennessee		13	5	47	N	Texas St.		10	0	55	N	San Diego St.		12	0			
10	A	Hawaii		1	3							56	A	Fresno St.		8	5			
11	H	Washington		5	3							57	A	Utah		12	3			
11	H	Washington		6	4							57	A	Utah		10	0			
11	H	Washington		2	1							57	A	Utah		11	3			
17	N	Texas A&M		3	0							65	N	FIU		8	1			
19	N	LSU		14	3							88	N	New Mexico St.		2	0			
22	N	DePaul		2	0							92	N	Fordham		5	0			
24	A	Stanford		9	0							99	N	San Jose St.		7	0			
24	A	Stanford		4	3															
24	A	Stanford		8	0															
25	N	Syracuse		6	3															
						LAST 10 GAMES														
						57	A	Utah		12	3	11	H	Washington		2	1			
						57	A	Utah		11	3	138	H	Sacramento St.		8	0			
						57	A	Utah		10	0	24	A	Stanford		8	0			
						11	H	Washington		5	3	24	A	Stanford		4	3			
						11	H	Washington		6	4	24	A	Stanford		9	0			

Non-Div. I Games:

California

Average RPI Win:	65	WON-LOST	WINNING	LAST 10	STRENGTH OF	OPP. STRENGTH	TEAM	ADJ	CONF.	ADJ CONF.				
Average RPI Loss:	13	RECORD	PCT. RANK	GAMES	SCHEDULE	OF SCHEDULE	RPI	RPI	RPI	RPI				
DIV. I ONLY		37-2-0	.94872	3	9-1-0	18	1	2	.71582	2	3	3		
DIV. I NON-CONF.		23-0-0	1	1	2-0-0	20	9	1	.69804	1	2	2		
<hr/>														
TOTALS	RPI 1-25	RPI 26-50		W-L RECORDS		RPI 51-100		RPI 101-150		RPI 150+				
37-2-0	6-2-0	15-0-0		OVERALL		8-0-0		5-0-0		3-0-0				
20-2-0	5-2-0	2-0-0		HOME		7-0-0		4-0-0		2-0-0				
11-0-0	1-0-0	10-0-0		AWAY		0-0-0		0-0-0		0-0-0				
6-0-0	0-0-0	3-0-0		NEUTRAL		1-0-0		1-0-0		1-0-0				
23-0-0	3-0-0	7-0-0		NON-CONFERENCE		5-0-0		5-0-0		3-0-0				
14-0-0	2-0-0	2-0-0		HOME		4-0-0		4-0-0		2-0-0				
3-0-0	1-0-0	2-0-		AWAY		0-0-0		0-0-0		0-0-0				
6-0-0	0-0-0	3-0-0		NEUTRAL		1-0-0		1-0-0		1-0-0				
14-2-0	3-2-0	8-0-0		CONFERENCE		3-0-0		0-0-0		0-0-0				
6-2-0	3-2-0	0-0-0		HOME		3-0-0		0-0-0		0-0-0				
8-0-0	0-0-0	8-0-0		AWAY		0-0-0		0-0-0		0-0-0				
0-0-0	0-0-0	0-0-0		NEUTRAL		0-0-0		0-0-0		0-0-0				
RPI	S	Opponent	Score		RPI	S	Opponent	Score		RPI	S	Opponent	Score	
7	H	Tennessee	2	5	26	A	Auburn	5	2	71	N	Lipscomb	15	4
7	H	Tennessee	3	2	26	A	Auburn	4	2	73	H	North Dakota St.	9	4
9	A	Oregon	5	1	29	N	Virginia Tech	7	3	73	H	North Dakota St.	3	2
19	H	LSU	2	3	32	N	Georgia Tech	12	9	78	H	Ole Miss	12	2
19	H	LSU	6	0	33	A	Mississippi St.	4	2	78	H	Ole Miss	12	1
19	H	LSU	6	0	33	A	Mississippi St.	9	3	78	H	Ole Miss	10	7
22	H	DePaul	9	7	33	A	Mississippi St.	5	4	97	H	Longwood	11	0
22	H	DePaul	4	3	38	N	Oklahoma St.	3	1	97	H	Longwood	7	2
					39	H	Massachusetts	8	0					
					43	A	UAB	8	1					
					43	H	UAB	4	1					
					45	A	South Ala.	12	1					
					46	A	Kentucky	3	1					
					46	A	Kentucky	9	1					
					46	A	Kentucky	12	2					
					LAST 10 GAMES									
					19	H	LSU	6	0	33	A	Mississippi St.	5	4
					19	H	LSU	2	3	26	A	Auburn	5	2
					19	H	LSU	6	0	26	A	Auburn	4	2
					33	A	Mississippi St.	9	3	97	H	Longwood	7	2
					33	A	Mississippi St.	4	2	97	H	Longwood	11	0

Non-Div. I Games:

Alabama

Average RPI Win:		87	WON-LOST RECORD		WINNING PCT. RANK		LAST 10 GAMES		STRENGTH OF SCHEDULE		OPP. STRENGTH OF SCHEDULE		TEAM RPI		ADJ RPI		CONF. RPI		ADJ CONF. RPI					
Average RPI Loss:		22																						
DIV. I ONLY			35-4-0		.89744		5		9-1-0		9		22		3		.69623		3		1		1	
DIV. I NON-CONF.			28-3-0		.90323		9		2-0-0		26		65		8		.65344		10		1		1	
TOTALS			RPI 1-25		RPI 26-50		W-L RECORDS		RPI 51-100		RPI 101-150		RPI 150+											
35-4-0			8-3-0		3-0-0		OVERALL		10-1-0		10-0-0		4-0-0											
31-2-0			6-1-0		2-0-0		HOME		9-1-0		10-0-0		4-0-0											
1-1-0			1-1-0		0-0-0		AWAY		0-0-0		0-0-0		0-0-0											
3-1-0			1-1-0		1-0-0		NEUTRAL		1-0-0		0-0-0		0-0-0											
28-3-0			1-2-0		3-0-0		NON-CONFERENCE		10-1-0		10-0-0		4-0-0											
25-2-0			0-1-0		2-0-0		HOME		9-1-0		10-0-0		4-0-0											
0-0-0			0-0-0		0-0-		AWAY		0-0-0		0-0-0		0-0-0											
3-1-0			1-1-0		1-0-0		NEUTRAL		1-0-0		0-0-0		0-0-0											
7-1-0			7-1-0		0-0-0		CONFERENCE		0-0-0		0-0-0		0-0-0											
6-0-0			6-0-0		0-0-0		HOME		0-0-0		0-0-0		0-0-0											
1-1-0			1-1-0		0-0-0		AWAY		0-0-0		0-0-0		0-0-0											
0-0-0			0-0-0		0-0-0		NEUTRAL		0-0-0		0-0-0		0-0-0											
RPI	S	Opponent		Score		RPI	S	Opponent		Score		RPI	S	Opponent		Score		RPI	S	Opponent		Score		
6	N	La.-Lafayette		2	9	30	N	BYU		3	0	54	H	Boise St.		4	0	101	H	East Carolina		9	1	
7	H	Tennessee		0	3	44	H	Northwestern		10	5	56	N	Fresno St.		4	0	106	H	Western Mich.		10	0	
9	A	Oregon		7	4	47	H	Texas St.		9	0	60	H	Illinois St.		14	3	111	H	Iowa St.		9	0	
9	A	Oregon		0	3							67	H	McNeese St.		1	3	122	H	Creighton		3	1	
13	H	Arizona		9	6							68	H	Pacific		7	4	122	H	Creighton		12	3	
13	H	Arizona		4	2							72	H	Minnesota		12	0	126	H	Central Conn. St.		14	2	
13	H	Arizona		7	6							73	H	North Dakota St.		10	2	126	H	Central Conn. St.		11	1	
20	H	UCLA		9	1							88	H	New Mexico St.		13	5	126	H	Central Conn. St.		8	0	
20	H	UCLA		9	1							89	H	Iowa		5	2	126	H	Central Conn. St.		10	0	
20	H	UCLA		4	2							99	H	San Jose St.		4	0	129	H	Central Mich.		7	0	
21	N	Michigan		1	0							100	H	Valparaiso		6	2	160	H	Cal Poly		8	0	
																		197	H	Wichita St.		9	0	
																		197	H	Wichita St.		11	0	
																		279	H	Howard		15	3	
						LAST 10 GAMES																		
						20	H	UCLA		4	2	13	H	Arizona		7	6							
						20	H	UCLA		9	1	13	H	Arizona		9	6							
						20	H	UCLA		9	1	13	H	Arizona		4	2							
						9	A	Oregon		0	3	21	N	Michigan		1	0							
						9	A	Oregon		7	4	56	N	Fresno St.		4	0							

Non-Div. I Games:

Arizona St.

Texas

Texas				Through Games Of Through April 8, 2012												
Average RPI Win:	90	WON-LOST	WINNING	LAST 10			STRENGTH OF	OPP. STRENGTH	TEAM	ADJ		CONF.	ADJ CONF.			
Average RPI Loss:	9	RECORD	PCT. RANK	GAMES			SCHEDULE	OF SCHEDULE	RPI	RPI	RPI	RPI				
DIV. I ONLY		32-4-0	.88889	7	8-2-0		10	32	4	.6886	4	2	2			
DIV. I NON-CONF.		26-2-0	.92857	6	5-0-0		11	42	2	.68558	2	3	3			
TOTALS		RPI 1-25	RPI 26-50		W-L RECORDS		RPI 51-100		RPI 101-150		RPI 150+					
32-4-0		4-4-0	10-0-0		OVERALL		2-0-0		11-0-0		5-0-0					
20-2-0		2-2-0	8-0-0		HOME		1-0-0		8-0-0		1-0-0					
5-0-0		1-0-0	1-0-0		AWAY		0-0-0		3-0-0		0-0-0					
7-2-0		1-2-0	1-0-0		NEUTRAL		1-0-0		0-0-0		4-0-0					
26-2-0		3-2-0	8-0-0		NON-CONFERENCE		2-0-0		8-0-0		5-0-0					
17-0-0		1-0-0	6-0-0		HOME		1-0-0		8-0-0		1-0-0					
2-0-0		1-0-0	1-0-		AWAY		0-0-0		0-0-0		0-0-0					
7-2-0		1-2-0	1-0-0		NEUTRAL		1-0-0		0-0-0		4-0-0					
6-2-0		1-2-0	2-0-0		CONFERENCE		0-0-0		3-0-0		0-0-0					
3-2-0		1-2-0	2-0-0		HOME		0-0-0		0-0-0		0-0-0					
3-0-0		0-0-0	0-0-0		AWAY		0-0-0		3-0-0		0-0-0					
0-0-0		0-0-0	0-0-0		NEUTRAL		0-0-0		0-0-0		0-0-0					
RPI	S	Opponent	Score		RPI	S	Opponent	Score		RPI	S	Opponent	Score			
1	N	California	3	6	28	H	Texas Tech	2	1	55	N	San Diego St.	2	1		
5	N	Florida	1	5	28	H	Texas Tech	8	0	59	H	Pittsburgh	7	2		
7	H	Tennessee	3	2	36	H	Tulsa	9	1			111	A	Iowa St.	8	4
10	A	Hawaii	4	0	41	H	New Mexico	5	0			111	A	Iowa St.	11	2
14	H	Missouri	9	5	41	H	New Mexico	2	1			111	A	Iowa St.	7	3
14	H	Missouri	4	11	41	H	New Mexico	7	3			117	H	A&M-Corpus Christi	6	5
14	H	Missouri	0	2	47	H	Texas St.	7	0			131	H	Colorado St.	6	0
20	N	UCLA	5	4	47	H	Texas St.	5	0			131	H	Colorado St.	8	0
					48	A	Houston	15	4			137	H	UTSA	8	0
					49	N	Nebraska	3	0			137	H	UTSA	15	0
												150	H	Sam Houston St.	6	2
												150	H	Sam Houston St.	14	0
												150	H	Sam Houston St.	5	0
												154	H	Cal St. Fullerton	23	0
												165	N	Cal St. Northridge	4	0
												179	N	Marist	10	2
												182	N	Winthrop	7	1
												182	N	Winthrop	9	2
					LAST 10 GAMES											
					14	H	Missouri	0	2	41	H	New Mexico	7	3		
					14	H	Missouri	4	11	41	H	New Mexico	2	1		
					14	H	Missouri	9	5	48	A	Houston	15	4		
					41	H	New Mexico	5	0	111	A	Iowa St.	11	2		
					36	H	Tulsa	9	1	111	A	Iowa St.	7	3		

Texas

Non-Div. I Games:

Texas

Average RPI Win:	89	WON-LOST	WINNING	LAST 10	STRENGTH OF	OPP. STRENGTH	TEAM	ADJ	CONF.	ADJ CONF.		
Average RPI Loss:	40	RECORD	PCT. RANK	GAMES	SCHEDULE	OF SCHEDULE	RPI	RPI	RPI	RPI		
DIV. I ONLY		33-1-0	.97059	2	9-1-0	46	33	5	.68297	6	8	8
DIV. I NON-CONF.		25-0-0	1	1	4-0-0	64	29	3	.67103	5	8	8
<hr/>												
TOTALS	RPI 1-25	RPI 26-50		W-L RECORDS		RPI 51-100		RPI 101-150		RPI 150+		
33-1-0	2-0-0	13-1-0		OVERALL		6-0-0		5-0-0		7-0-0		
21-0-0	0-0-0	8-0-0		HOME		2-0-0		5-0-0		6-0-0		
4-1-0	0-0-0	4-1-0		AWAY		0-0-0		0-0-0		0-0-0		
8-0-0	2-0-0	1-0-0		NEUTRAL		4-0-0		0-0-0		1-0-0		
25-0-0	2-0-0	8-0-0		NON-CONFERENCE		6-0-0		2-0-0		7-0-0		
15-0-0	0-0-0	5-0-0		HOME		2-0-0		2-0-0		6-0-0		
2-0-0	0-0-0	2-0-		AWAY		0-0-0		0-0-0		0-0-0		
8-0-0	2-0-0	1-0-0		NEUTRAL		4-0-0		0-0-0		1-0-0		
8-1-0	0-0-0	5-1-0		CONFERENCE		0-0-0		3-0-0		0-0-0		
6-0-0	0-0-0	3-0-0		HOME		0-0-0		3-0-0		0-0-0		
2-1-0	0-0-0	2-1-0		AWAY		0-0-0		0-0-0		0-0-0		
0-0-0	0-0-0	0-0-0		NEUTRAL		0-0-0		0-0-0		0-0-0		
RPI S	Opponent	Score		RPI S	Opponent	Score		RPI S	Opponent	Score		
3 N	Arizona St.	9	2	32 H	Georgia Tech	12	11	51 N	Boston U.	5	1	
21 N	Michigan	10	7	32 H	Georgia Tech	10	2	56 N	Fresno St.	9	1	
				33 N	Mississippi St.	6	3	62 N	Hofstra	5	4	
				36 H	Tulsa	19	4	67 H	McNeese St.	6	0	
				40 A	Troy	4	9	81 H	Rutgers	15	1	
				40 A	Troy	9	1	91 N	Penn St.	5	1	
				40 A	Troy	9	1					
				44 H	Northwestern	6	4					
				45 H	South Ala.	3	0					
				45 H	South Ala.	2	0					
				45 H	South Ala.	1	0					
				46 H	Kentucky	5	4					
				48 A	Houston	12	7					
				48 A	Houston	3	2					
				LAST 10 GAMES								
				45 H	South Ala.	3	0	40 A	Troy	4	9	
				45 H	South Ala.	2	0	32 H	Georgia Tech	10	2	
				45 H	South Ala.	1	0	32 H	Georgia Tech	12	11	
				40 A	Troy	9	1	91 N	Penn St.	5	1	
				40 A	Troy	9	1	56 N	Fresno St.	9	1	

Non-Div. I Games:

La.-Lafayette

Average RPI Win:	69	WON-LOST RECORD	WINNING PCT. RANK	LAST 10 GAMES	STRENGTH OF SCHEDULE	OPP. STRENGTH OF SCHEDULE	TEAM RPI	ADJ RPI	CONF. RPI	ADJ CONF. RPI		
DIV. I ONLY		31-9-0	.775	16	8-2-0	6	2	8	.67898	7	3	3
DIV. I NON-CONF.		18-3-0	.85714	16	2-0-0	29	15	10	.64835	11	2	2
<hr/>												
TOTALS	RPI 1-25	RPI 26-50		W-L RECORDS		RPI 51-100		RPI 101-150		RPI 150+		
31-9-0	4-6-0	11-1-0		OVERALL		8-1-0		4-0-0		4-1-0		
12-4-0	2-3-0	2-1-0		HOME		2-0-0		2-0-0		4-0-0		
10-3-0	2-2-0	6-0-0		AWAY		2-1-0		0-0-0		0-0-0		
9-2-0	0-1-0	3-0-0		NEUTRAL		4-0-0		2-0-0		0-1-0		
18-3-0	1-2-0	3-0-0		NON-CONFERENCE		6-0-0		4-0-0		4-1-0		
8-0-0	0-0-0	0-0-0		HOME		2-0-0		2-0-0		4-0-0		
1-1-0	1-1-0	0-0-		AWAY		0-0-0		0-0-0		0-0-0		
9-2-0	0-1-0	3-0-0		NEUTRAL		4-0-0		2-0-0		0-1-0		
13-6-0	3-4-0	8-1-0		CONFERENCE		2-1-0		0-0-0		0-0-0		
4-4-0	2-3-0	2-1-0		HOME		0-0-0		0-0-0		0-0-0		
9-2-0	1-1-0	6-0-0		AWAY		2-1-0		0-0-0		0-0-0		
0-0-0	0-0-0	0-0-0		NEUTRAL		0-0-0		0-0-0		0-0-0		
RPI S	Opponent	Score		RPI S	Opponent	Score		RPI S	Opponent	Score		
1 N	California	5	13	26 A	Auburn	9	1	53 H	Ga. Southern	7	0	
2 A	Alabama	5	2	26 A	Auburn	6	2	53 H	Ga. Southern	9	0	
2 A	Alabama	2	3	26 A	Auburn	5	3	55 N	San Diego St.	6	5	
3 A	Arizona St.	3	0	28 N	Texas Tech	1	0	60 N	Illinois St.	6	0	
4 A	Texas	2	3	32 N	Georgia Tech	9	0	62 N	Hofstra	3	2	
5 H	Florida	0	1	33 A	Mississippi St.	10	3	66 A	Arkansas	2	0	
5 H	Florida	1	0	33 A	Mississippi St.	8	0	66 A	Arkansas	1	4	
5 H	Florida	2	5	33 A	Mississippi St.	8	0	66 A	Arkansas	8	0	
16 H	Georgia	1	3	39 N	Massachusetts	5	0	84 N	Illinois	10	7	
16 H	Georgia	2	1	46 H	Kentucky	4	2					
				46 H	Kentucky	3	5					
				46 H	Kentucky	8	0					
				LAST 10 GAMES								
				26 A	Auburn	6	2	46 H	Kentucky	4	2	
				26 A	Auburn	5	3	46 H	Kentucky	8	0	
				26 A	Auburn	9	1	46 H	Kentucky	3	5	
				16 H	Georgia	2	1	198 H	Furman	1	0	
				16 H	Georgia	1	3	198 H	Furman	8	0	

Non-Div. I Games:

Tennessee

Average RPI Win: 80		WON-LOST RECORD	WINNING PCT. RANK	LAST 10 GAMES	STRENGTH OF SCHEDULE	OPP. STRENGTH OF SCHEDULE	TEAM RPI	ADJ RPI	CONF. RPI	ADJ CONF. RPI													
Average RPI Loss: 27																							
DIV. I ONLY		32-5-0	.86486	10	8-2-0	31	9	9	.67355	8	2	2											
DIV. I NON-CONF.		24-3-0	.88889	11	0-0-0	81	5	12	.64382	12	3	3											
<hr/>																							
TOTALS		RPI 1-25		RPI 26-50		W-L RECORDS		RPI 51-100		RPI 101-150		RPI 150+											
32-5-0		4-2-0		10-3-0		OVERALL		9-0-0		4-0-0		5-0-0											
13-1-0		1-0-0		5-1-0		HOME		4-0-0		0-0-0		3-0-0											
4-1-0		0-0-0		2-1-0		AWAY		1-0-0		1-0-0		0-0-0											
15-3-0		3-2-0		3-1-0		NEUTRAL		4-0-0		3-0-0		2-0-0											
24-3-0		4-2-0		2-1-0		NON-CONFERENCE		9-0-0		4-0-0		5-0-0											
8-0-0		1-0-0		0-0-0		HOME		4-0-0		0-0-0		3-0-0											
2-0-0		0-0-0		0-0-		AWAY		1-0-0		1-0-0		0-0-0											
14-3-0		3-2-0		2-1-0		NEUTRAL		4-0-0		3-0-0		2-0-0											
8-2-0		0-0-0		8-2-0		CONFERENCE		0-0-0		0-0-0		0-0-0											
5-1-0		0-0-0		5-1-0		HOME		0-0-0		0-0-0		0-0-0											
2-1-0		0-0-0		2-1-0		AWAY		0-0-0		0-0-0		0-0-0											
1-0-0		0-0-0		1-0-0		NEUTRAL		0-0-0		0-0-0		0-0-0											
RPI	S	Opponent		Score		RPI	S	Opponent		Score		RPI	S	Opponent		Score							
16	N	Georgia		2	3	28	H	Texas Tech		4	5	54	N	Boise St.		9	0						
19	H	LSU		7	0	28	H	Texas Tech		3	1	55	N	San Diego St.		5	0						
19	N	LSU		5	0	28	H	Texas Tech		4	1	79	A	UNLV		5	0						
21	N	Michigan		2	0	29	N	Virginia Tech		10	0	89	H	Iowa		4	2						
22	N	DePaul		18	1	32	N	Georgia Tech		0	1	89	N	Iowa		6	3						
24	N	Stanford		0	5	35	H	Kansas		6	2	90	H	Indiana		14	0						
						35	H	Kansas		8	0	90	H	Indiana		12	1						
						35	H	Kansas		8	0	90	H	Indiana		4	1						
						37	A	Baylor		5	0	91	N	Penn St.		6	1						
						37	A	Baylor		2	0												
						37	A	Baylor		0	1												
						38	N	Oklahoma St.		4	0												
						50	N	Virginia		9	1												
<hr/>																							
LAST 10 GAMES																							
28 H Texas Tech						4 1						35 H Kansas						8 0					
28 H Texas Tech						4 5						38 N Oklahoma St.						4 0					
28 H Texas Tech						3 1						37 A Baylor						0 1					
35 H Kansas						6 2						37 A Baylor						5 0					
35 H Kansas						8 0						37 A Baylor						2 0					

Non-Div. I Games:

Oklahoma

Average RPI Win:	61	WON-LOST RECORD	WINNING PCT. RANK	LAST 10 GAMES	STRENGTH OF SCHEDULE	OPP. STRENGTH OF SCHEDULE	TEAM RPI	ADJ RPI	CONF. RPI	ADJ CONF. RPI				
DIV. I ONLY		25-8-0	.75758	20	6-4-0	3	6	7	.67012	9	1	1		
DIV. I NON-CONF.		21-4-0	.84	18	3-0-0	16	3	7	.65784	7	1	1		
<hr/>														
TOTALS	RPI 1-25	RPI 26-50		W-L RECORDS		RPI 51-100		RPI 101-150		RPI 150+				
25-8-0	4-3-0	5-5-0		OVERALL		13-0-0		1-0-0		2-0-0				
4-2-0	1-2-0	0-0-0		HOME		3-0-0		0-0-0		0-0-0				
4-3-0	2-1-0	1-2-0		AWAY		1-0-0		0-0-0		0-0-0				
17-3-0	1-0-0	4-3-0		NEUTRAL		9-0-0		1-0-0		2-0-0				
21-4-0	1-1-0	4-3-0		NON-CONFERENCE		13-0-0		1-0-0		2-0-0				
3-1-0	0-1-0	0-0-0		HOME		3-0-0		0-0-0		0-0-0				
1-0-0	0-0-0	0-0-		AWAY		1-0-0		0-0-0		0-0-0				
17-3-0	1-0-0	4-3-0		NEUTRAL		9-0-0		1-0-0		2-0-0				
4-4-0	3-2-0	1-2-0		CONFERENCE		0-0-0		0-0-0		0-0-0				
1-1-0	1-1-0	0-0-0		HOME		0-0-0		0-0-0		0-0-0				
3-3-0	2-1-0	1-2-0		AWAY		0-0-0		0-0-0		0-0-0				
0-0-0	0-0-0	0-0-0		NEUTRAL		0-0-0		0-0-0		0-0-0				
RPI	S	Opponent	Score		RPI	S	Opponent	Score		RPI	S	Opponent	Score	
2	H	Alabama	1	5	27	A	Oregon St.	4	5	52	N	Purdue	9	1
3	H	Arizona St.	3	0	27	A	Oregon St.	8	2	52	N	Purdue	8	1
3	H	Arizona St.	4	7	27	A	Oregon St.	1	7	54	H	Boise St.	4	1
23	N	North Carolina	5	4	30	N	BYU	1	2	54	H	Boise St.	14	6
24	A	Stanford	12	8	37	N	Baylor	1	2	54	H	Boise St.	6	4
24	A	Stanford	8	5	38	N	Oklahoma St.	8	0	55	N	San Diego St.	5	4
24	A	Stanford	6	7	41	N	New Mexico	6	7	55	N	San Diego St.	6	0
					44	N	Northwestern	10	6	56	A	Fresno St.	5	4
					49	N	Nebraska	4	2	59	N	Pittsburgh	3	2
					50	N	Virginia	6	2	60	N	Illinois St.	5	2
										83	N	Connecticut	9	3
										88	N	New Mexico St.	7	1
										99	N	San Jose St.	9	0
<hr/>														
LAST 10 GAMES														
					24	A	Stanford	12	8	54	H	Boise St.	6	4
					24	A	Stanford	6	7	54	H	Boise St.	4	1
					24	A	Stanford	8	5	54	H	Boise St.	14	6
					3	H	Arizona St.	3	0	27	A	Oregon St.	1	7
					3	H	Arizona St.	4	7	27	A	Oregon St.	4	5

Non-Div. I Games:

Oregon

Average RPI Win:	104	WON-LOST RECORD	WINNING PCT. RANK	LAST 10 GAMES	STRENGTH OF SCHEDULE	OPP. STRENGTH OF SCHEDULE	TEAM RPI	ADJ RPI	CONF. RPI	ADJ CONF. RPI				
Average RPI Loss:	7													
DIV. I ONLY		33-6-0	.84615	11	5-5-0	26	19	12	.66291	11	1	1		
DIV. I NON-CONF.		29-1-0	.96667	4	1-0-0	97	48	10	.65485	8	1	1		
<hr/>														
TOTALS	RPI 1-25	RPI 26-50		W-L RECORDS		RPI 51-100		RPI 101-150		RPI 150+				
33-6-0	5-6-0	6-0-0		OVERALL		8-0-0		5-0-0		9-0-0				
8-2-0	1-2-0	0-0-0		HOME		3-0-0		0-0-0		4-0-0				
4-3-0	0-3-0	0-0-0		AWAY		2-0-0		1-0-0		1-0-0				
21-1-0	4-1-0	6-0-0		NEUTRAL		3-0-0		4-0-0		4-0-0				
29-1-0	4-1-0	6-0-0		NON-CONFERENCE		5-0-0		5-0-0		9-0-0				
4-0-0	0-0-0	0-0-0		HOME		0-0-0		0-0-0		4-0-0				
4-0-0	0-0-0	0-0-		AWAY		2-0-0		1-0-0		1-0-0				
21-1-0	4-1-0	6-0-0		NEUTRAL		3-0-0		4-0-0		4-0-0				
4-5-0	1-5-0	0-0-0		CONFERENCE		3-0-0		0-0-0		0-0-0				
4-2-0	1-2-0	0-0-0		HOME		3-0-0		0-0-0		0-0-0				
0-3-0	0-3-0	0-0-0		AWAY		0-0-0		0-0-0		0-0-0				
0-0-0	0-0-0	0-0-0		NEUTRAL		0-0-0		0-0-0		0-0-0				
RPI	S	Opponent	Score		RPI	S	Opponent	Score		RPI	S	Opponent	Score	
1	A	California	1	2	31	N	Notre Dame	7	2	54	N	Boise St.	7	4
1	A	California	3	5	42	N	UCF	1	0	57	H	Utah	5	1
1	A	California	4	6	44	N	Northwestern	10	3	57	H	Utah	6	1
5	N	Florida	5	2	47	N	Texas St.	12	3	57	H	Utah	3	1
13	H	Arizona	7	5	49	N	Nebraska	6	3	68	A	Pacific	5	4
13	H	Arizona	0	2	49	N	Nebraska	4	0	68	A	Pacific	6	4
13	H	Arizona	3	5						89	N	Iowa	4	3
14	N	Missouri	0	2						99	N	San Jose St.	9	4
16	N	Georgia	7	5										
17	N	Texas A&M	8	2										
22	N	DePaul	9	1										
					LAST 10 GAMES									
					13	H	Arizona	7	5	1	A	California	1	2
					13	H	Arizona	3	5	57	H	Utah	3	1
					13	H	Arizona	0	2	57	H	Utah	6	1
					1	A	California	3	5	57	H	Utah	5	1
					1	A	California	4	6	175	N	CSU Bakersfield	12	0

Non-Div. I Games:

Washington

Average RPI Win:	87	WON-LOST	WINNING	LAST 10	STRENGTH OF	OPP. STRENGTH	TEAM	ADJ	CONF.	ADJ CONF.				
Average RPI Loss:	22	RECORD	PCT. RANK	GAMES	SCHEDULE	OF SCHEDULE	RPI	RPI	RPI	RPI				
DIV. I ONLY		33-2-0	.94286	4	8-2-0	66	11	9	.66185	12	7	7		
DIV. I NON-CONF.		26-0-0	1	1	2-0-0	70	33	5	.66569	6	7	7		
<hr/>														
TOTALS	RPI 1-25	RPI 26-50		W-L RECORDS		RPI 51-100		RPI 101-150		RPI 150+				
33-2-0	2-2-0	5-0-0		OVERALL		15-0-0		8-0-0		3-0-0				
17-0-0	1-0-0	1-0-0		HOME		10-0-0		5-0-0		0-0-0				
5-2-0	1-2-0	1-0-0		AWAY		2-0-0		1-0-0		0-0-0				
11-0-0	0-0-0	3-0-0		NEUTRAL		3-0-0		2-0-0		3-0-0				
<hr/>														
26-0-0	1-0-0	5-0-0		NON-CONFERENCE		9-0-0		8-0-0		3-0-0				
11-0-0	1-0-0	1-0-0		HOME		4-0-0		5-0-0		0-0-0				
4-0-0	0-0-0	1-0-		AWAY		2-0-0		1-0-0		0-0-0				
11-0-0	0-0-0	3-0-0		NEUTRAL		3-0-0		2-0-0		3-0-0				
<hr/>														
7-2-0	1-2-0	0-0-0		CONFERENCE		6-0-0		0-0-0		0-0-0				
6-0-0	0-0-0	0-0-0		HOME		6-0-0		0-0-0		0-0-0				
1-2-0	1-2-0	0-0-0		AWAY		0-0-0		0-0-0		0-0-0				
0-0-0	0-0-0	0-0-0		NEUTRAL		0-0-0		0-0-0		0-0-0				
<hr/>														
RPI	S	Opponent	Score		RPI	S	Opponent	Score		RPI	S	Opponent	Score	
21	H	Michigan	2	1	39	N	Massachusetts	2	0	51	N	Boston U.	2	0
22	A	DePaul	4	3	43	N	UAB	5	4	59	H	Pittsburgh	2	1
22	A	DePaul	0	3	46	A	Kentucky	1	0	59	H	Pittsburgh	4	3
22	A	DePaul	1	7	46	H	Kentucky	2	1	59	H	Pittsburgh	3	1
					50	N	Virginia	2	1	60	H	Illinois St.	8	2
										60	H	Illinois St.	8	0
										62	N	Hofstra	7	6
										65	A	FIU	4	2
										70	H	Ohio St.	7	0
										70	H	Ohio St.	7	2
										77	A	Western Ky.	6	0
										81	H	Rutgers	1	0
										81	H	Rutgers	2	0
										81	H	Rutgers	3	2
										84	N	Illinois	8	3
<hr/>														
LAST 10 GAMES														
					81	H	Rutgers	3	2	22	A	DePaul	4	3
					81	H	Rutgers	2	0	22	A	DePaul	1	7
					81	H	Rutgers	1	0	46	A	Kentucky	1	0
					46	H	Kentucky	2	1	59	H	Pittsburgh	2	1
					22	A	DePaul	0	3	59	H	Pittsburgh	4	3

Non-Div. I Games:

Louisville

Average RPI Win:		83	WON-LOST RECORD		WINNING PCT. RANK		LAST 10 GAMES		STRENGTH OF SCHEDULE		OPP. STRENGTH OF SCHEDULE		TEAM RPI		ADJ RPI		CONF. RPI		ADJ CONF. RPI	
DIV. I ONLY			25-10-0		.71429 31		6-4-0		1		29		13		.65939 13		1		1	
DIV. I NON-CONF.			21-5-0		.80769 21		2-0-0		24		53		14		.63465 15		1		1	
TOTALS		RPI 1-25		RPI 26-50		W-L RECORDS		RPI 51-100		RPI 101-150		RPI 150+								
25-10-0		6-7-0		2-2-0		OVERALL		8-1-0		7-0-0		2-0-0								
12-2-0		2-1-0		0-0-0		HOME		4-1-0		5-0-0		1-0-0								
2-4-0		2-4-0		0-0-0		AWAY		0-0-0		0-0-0		0-0-0								
11-4-0		2-2-0		2-2-0		NEUTRAL		4-0-0		2-0-0		1-0-0								
21-5-0		2-2-0		2-2-0		NON-CONFERENCE		8-1-0		7-0-0		2-0-0								
10-1-0		0-0-0		0-0-0		HOME		4-1-0		5-0-0		1-0-0								
0-0-0		0-0-0		0-0-		AWAY		0-0-0		0-0-0		0-0-0								
11-4-0		2-2-0		2-2-0		NEUTRAL		4-0-0		2-0-0		1-0-0								
4-5-0		4-5-0		0-0-0		CONFERENCE		0-0-0		0-0-0		0-0-0								
2-1-0		2-1-0		0-0-0		HOME		0-0-0		0-0-0		0-0-0								
2-4-0		2-4-0		0-0-0		AWAY		0-0-0		0-0-0		0-0-0								
0-0-0		0-0-0		0-0-0		NEUTRAL		0-0-0		0-0-0		0-0-0								
RPI	S	Opponent		Score		RPI	S	Opponent		Score		RPI	S	Opponent		Score				
3	A	Arizona St.		6 7		32	N	Georgia Tech		1 2		55	H	San Diego St.		8 0				
3	A	Arizona St.		6 9		38	N	Oklahoma St.		8 0		55	H	San Diego St.		8 6				
3	A	Arizona St.		2 4		43	N	UAB		7 0		56	N	Fresno St.		9 0				
11	A	Washington		2 0		49	N	Nebraska		10 11		67	N	McNeese St.		8 1				
11	A	Washington		5 3								77	H	Western Ky.		6 4				
11	A	Washington		5 7								88	H	New Mexico St.		6 3				
16	N	Georgia		0 3								88	H	New Mexico St.		5 9				
17	N	Texas A&M		4 5								89	N	Iowa		6 1				
24	H	Stanford		3 1								92	N	Fordham		3 2				
24	H	Stanford		9 1																
24	H	Stanford		1 4																
25	N	Syracuse		5 0																
25	N	Syracuse		11 1																
LAST 10 GAMES																				
11	A	Washington		5 7		24	H	Stanford		1 4										
11	A	Washington		5 3		55	H	San Diego St.		8 6										
11	A	Washington		2 0		55	H	San Diego St.		8 0										
24	H	Stanford		3 1		3	A	Arizona St.		6 7										
24	H	Stanford		9 1		3	A	Arizona St.		6 9										

Non-Div. I Games:

Arizona

Average RPI Win:	104	WON-LOST RECORD	WINNING PCT. RANK	LAST 10 GAMES	STRENGTH OF SCHEDULE	OPP. STRENGTH OF SCHEDULE	TEAM RPI	ADJ RPI	CONF. RPI	ADJ CONF. RPI			
DIV. I ONLY		30-6-0	.83333	13	8-2-0	38	39	15	.65494	14	2	2	
DIV. I NON-CONF.		21-3-0	.875	12	2-0-0	185	96	31	.5938	29	3	3	
<hr/>													
TOTALS	RPI 1-25	RPI 26-50		W-L RECORDS		RPI 51-100		RPI 101-150		RPI 150+			
30-6-0	5-3-0	7-2-0		OVERALL		6-0-0		5-0-0		7-1-0			
16-0-0	0-0-0	6-0-0		HOME		4-0-0		1-0-0		5-0-0			
5-3-0	3-3-0	1-0-0		AWAY		1-0-0		0-0-0		0-0-0			
9-3-0	2-0-0	0-2-0		NEUTRAL		1-0-0		4-0-0		2-1-0			
21-3-0	2-0-0	1-2-0		NON-CONFERENCE		6-0-0		5-0-0		7-1-0			
10-0-0	0-0-0	0-0-0		HOME		4-0-0		1-0-0		5-0-0			
2-0-0	0-0-0	1-0-		AWAY		1-0-0		0-0-0		0-0-0			
9-3-0	2-0-0	0-2-0		NEUTRAL		1-0-0		4-0-0		2-1-0			
9-3-0	3-3-0	6-0-0		CONFERENCE		0-0-0		0-0-0		0-0-0			
6-0-0	0-0-0	6-0-0		HOME		0-0-0		0-0-0		0-0-0			
3-3-0	3-3-0	0-0-0		AWAY		0-0-0		0-0-0		0-0-0			
0-0-0	0-0-0	0-0-0		NEUTRAL		0-0-0		0-0-0		0-0-0			
RPI	S	Opponent	Score	RPI	S	Opponent	Score	RPI	S	Opponent	Score		
4	A	Texas	5 9	35	H	Kansas	5 0	54	H	Boise St.	8 0		
4	A	Texas	11 4	35	H	Kansas	9 0	54	H	Boise St.	8 0		
4	A	Texas	2 0	35	H	Kansas	10 0	66	A	Arkansas	4 0		
11	N	Washington	2 0	37	H	Baylor	6 1	89	H	Iowa	2 0		
17	A	Texas A&M	0 1	37	H	Baylor	7 0	89	H	Iowa	8 0		
17	A	Texas A&M	1 2	37	H	Baylor	4 2	98	N	Ball St.	3 2		
17	A	Texas A&M	6 5	40	A	Troy	4 0			176	N	Eastern Ky.	5 6
20	N	UCLA	7 5	44	N	Northwestern	1 7			200	N	East Tenn. St.	9 3
				49	N	Nebraska	4 6			230	N	Southeast Mo. St.	9 0
										231	H	Evansville	7 0
										231	H	Evansville	4 2
										278	H	Alcorn St.	14 1
										278	H	Alcorn St.	9 1
										278	H	Alcorn St.	9 0
				LAST 10 GAMES									
	4	A	Texas	2	0	37	H	Baylor	6	1			
	4	A	Texas	11	4	231	H	Evansville	7	0			
	4	A	Texas	5	9	231	H	Evansville	4	2			
	37	H	Baylor	7	0	17	A	Texas A&M	0	1			
	37	H	Baylor	4	2	17	A	Texas A&M	6	5			

Non-Div. I Games:

Missouri

Average RPI Win:	94	WON-LOST RECORD	WINNING PCT. RANK	LAST 10 GAMES	STRENGTH OF SCHEDULE	OPP. STRENGTH OF SCHEDULE	TEAM RPI	ADJ RPI	CONF. RPI	ADJ CONF. RPI		
DIV. I ONLY		35-8-0	.81395	14	7-3-0	21	24	14	.65194	15	4	4
DIV. I NON-CONF.		25-6-0	.80645	22	2-1-0	27	34	15	.62761	18	4	4
<hr/>												
TOTALS	RPI 1-25	RPI 26-50		W-L RECORDS		RPI 51-100		RPI 101-150		RPI 150+		
35-8-0	2-5-0	7-2-0		OVERALL		14-1-0		6-0-0		6-0-0		
20-2-0	2-2-0	1-0-0		HOME		11-0-0		2-0-0		4-0-0		
6-4-0	0-3-0	5-1-0		AWAY		0-0-0		0-0-0		1-0-0		
9-2-0	0-0-0	1-1-0		NEUTRAL		3-1-0		4-0-0		1-0-0		
25-6-0	0-4-0	2-1-0		NON-CONFERENCE		11-1-0		6-0-0		6-0-0		
15-1-0	0-1-0	1-0-0		HOME		8-0-0		2-0-0		4-0-0		
1-3-0	0-3-0	0-0-		AWAY		0-0-0		0-0-0		1-0-0		
9-2-0	0-0-0	1-1-0		NEUTRAL		3-1-0		4-0-0		1-0-0		
10-2-0	2-1-0	5-1-0		CONFERENCE		3-0-0		0-0-0		0-0-0		
5-1-0	2-1-0	0-0-0		HOME		3-0-0		0-0-0		0-0-0		
5-1-0	0-0-0	5-1-0		AWAY		0-0-0		0-0-0		0-0-0		
0-0-0	0-0-0	0-0-0		NEUTRAL		0-0-0		0-0-0		0-0-0		
RPI	S	Opponent	Score	RPI	S	Opponent	Score	RPI	S	Opponent	Score	
5	H	Florida	1 9	29	A	Virginia Tech	7 3	58	N	Wisconsin	2 1	
10	A	Hawaii	0 1	29	A	Virginia Tech	5 11	58	N	Wisconsin	6 2	
10	A	Hawaii	1 2	29	A	Virginia Tech	3 1	61	H	Chattanooga	1 0	
18	A	South Fla.	1 2	34	N	Radford	2 3	63	N	Southern Ill.	2 0	
23	H	North Carolina	3 1	42	H	UCF	6 2	73	H	North Dakota St.	2 1	
23	H	North Carolina	2 4	44	N	Northwestern	1 0	76	H	Jacksonville	6 0	
23	H	North Carolina	8 3	50	A	Virginia	3 1	76	H	Jacksonville	7 1	
				50	A	Virginia	2 0	78	H	Ole Miss	8 0	
				50	A	Virginia	5 0	78	H	Ole Miss	10 6	
								81	N	Rutgers	0 1	
								86	H	Mercer	3 0	
								87	H	Coastal Caro.	6 1	
								95	H	North Carolina St.	7 1	
								95	H	North Carolina St.	8 0	
								95	H	North Carolina St.	6 0	
<hr/>												
LAST 10 GAMES												
29	A	Virginia Tech	3 1	23	H	North Carolina	2 4					
29	A	Virginia Tech	7 3	23	H	North Carolina	8 3					
29	A	Virginia Tech	5 11	112	H	Fla. Gulf Coast	5 0					
5	H	Florida	1 9	112	H	Fla. Gulf Coast	7 1					
23	H	North Carolina	3 1	50	A	Virginia	3 1					

Non-Div. I Games:

Florida St.

Average RPI Win:	82	WON-LOST RECORD	WINNING PCT. RANK	LAST 10 GAMES	STRENGTH OF SCHEDULE	OPP. STRENGTH OF SCHEDULE	TEAM RPI	ADJ RPI	CONF. RPI	ADJ CONF. RPI				
DIV. I ONLY		27-11-0	.71053	33	7-3-0	7	15	17	.64909	17	2	2		
DIV. I NON-CONF.		20-8-0	.71429	43	0-0-0	3	35	13	.64182	13	3	3		
<hr/>														
TOTALS	RPI 1-25	RPI 26-50		W-L RECORDS		RPI 51-100		RPI 101-150		RPI 150+				
27-11-0	5-4-0	9-5-0		OVERALL		4-1-0		5-1-0		4-0-0				
14-2-0	2-1-0	6-1-0		HOME		3-0-0		2-0-0		1-0-0				
6-2-0	1-0-0	2-1-0		AWAY		0-0-0		3-1-0		0-0-0				
7-7-0	2-3-0	1-3-0		NEUTRAL		1-1-0		0-0-0		3-0-0				
20-8-0	3-3-0	6-4-0		NON-CONFERENCE		4-1-0		3-0-0		4-0-0				
11-1-0	0-0-0	5-1-0		HOME		3-0-0		2-0-0		1-0-0				
2-0-0	1-0-0	0-0-		AWAY		0-0-0		1-0-0		0-0-0				
7-7-0	2-3-0	1-3-0		NEUTRAL		1-1-0		0-0-0		3-0-0				
7-3-0	2-1-0	3-1-0		CONFERENCE		0-0-0		2-1-0		0-0-0				
3-1-0	2-1-0	1-0-0		HOME		0-0-0		0-0-0		0-0-0				
4-2-0	0-0-0	2-1-0		AWAY		0-0-0		2-1-0		0-0-0				
0-0-0	0-0-0	0-0-0		NEUTRAL		0-0-0		0-0-0		0-0-0				
RPI	S	Opponent	Score		RPI	S	Opponent	Score		RPI	S	Opponent	Score	
1	N	California	0	3	30	N	BYU	14	8	68	N	Pacific	0	2
5	N	Florida	4	6	30	N	BYU	2	3	73	H	North Dakota St.	6	0
10	A	Hawaii	3	1	36	H	Tulsa	5	1	95	H	North Carolina St.	1	0
11	N	Washington	2	8	37	H	Baylor	6	1	95	H	North Carolina St.	3	2
13	N	Arizona	5	4	38	A	Oklahoma St.	3	1	99	N	San Jose St.	2	1
14	H	Missouri	1	0	38	A	Oklahoma St.	7	1					
14	H	Missouri	2	1	38	A	Oklahoma St.	0	4					
14	H	Missouri	5	6	41	N	New Mexico	3	15					
24	N	Stanford	10	9	44	N	Northwestern	3	6					
					47	H	Texas St.	3	2					
					48	H	Houston	2	3					
					48	H	Houston	3	2					
					49	H	Nebraska	4	1					
					49	H	Nebraska	6	0					
LAST 10 GAMES														
					111	A	Iowa St.	1	2	38	A	Oklahoma St.	3	1
					111	A	Iowa St.	6	1	37	H	Baylor	6	1
					111	A	Iowa St.	11	3	14	H	Missouri	1	0
					38	A	Oklahoma St.	7	1	14	H	Missouri	5	6
					38	A	Oklahoma St.	0	4	14	H	Missouri	2	1

Non-Div. I Games:

Texas A&M

South Fla.

Average RPI Win: 100		WON-LOST RECORD		WINNING PCT. RANK		LAST 10 GAMES		STRENGTH OF SCHEDULE		OPP. STRENGTH OF SCHEDULE		TEAM RPI		ADJ RPI		CONF. RPI		ADJ CONF. RPI	
DIV. I ONLY		29-10-0		.74359 23		8-2-0		23		8		19		.63743 19		3		3	
DIV. I NON-CONF.		18-7-0		.72 40		2-0-0		58		26		27		.59784 25		2		2	
TOTALS		RPI 1-25		RPI 26-50		W-L RECORDS		RPI 51-100		RPI 101-150		RPI 150+							
29-10-0		1-7-0		10-2-0		OVERALL		9-1-0		0-0-0		9-0-0							
20-3-0		0-1-0		9-1-0		HOME		5-1-0		0-0-0		6-0-0							
6-4-0		1-3-0		0-1-0		AWAY		4-0-0		0-0-0		1-0-0							
3-3-0		0-3-0		1-0-0		NEUTRAL		0-0-0		0-0-0		2-0-0							
18-7-0		0-5-0		6-1-0		NON-CONFERENCE		3-1-0		0-0-0		9-0-0							
13-2-0		0-1-0		5-0-0		HOME		2-1-0		0-0-0		6-0-0							
2-2-0		0-1-0		0-0-		AWAY		1-0-0		0-0-0		1-0-0							
3-3-0		0-3-0		1-0-0		NEUTRAL		0-0-0		0-0-0		2-0-0							
11-3-0		1-2-0		4-1-0		CONFERENCE		6-0-0		0-0-0		0-0-0							
7-1-0		0-0-0		4-1-0		HOME		3-0-0		0-0-0		0-0-0							
4-2-0		1-2-0		0-0-0		AWAY		3-0-0		0-0-0		0-0-0							
0-0-0		0-0-0		0-0-0		NEUTRAL		0-0-0		0-0-0		0-0-0							
RPI	S	Opponent		Score		RPI	S	Opponent		Score		RPI	S	Opponent		Score			
1	N	California	3	14	26	H	Auburn	4	1	66	H	Arkansas	1	0	164	H	Louisiana Tech	8	0
2	A	Alabama	3	2	26	H	Auburn	0	2	66	H	Arkansas	9	1	165	N	Cal St. Northridge	11	0
2	A	Alabama	0	6	32	H	Georgia Tech	2	1	66	H	Arkansas	3	2	174	H	Mississippi Val.	2	0
2	A	Alabama	0	6	33	H	Mississippi St.	10	7	67	A	McNeese St.	4	0	174	H	Mississippi Val.	16	0
8	A	Oklahoma	0	7	33	H	Mississippi St.	3	1	67	H	McNeese St.	2	0	187	N	Utah St.	13	0
8	N	Oklahoma	0	5	33	H	Mississippi St.	4	0	80	A	South Carolina	9	0	238	A	Nicholls St.	10	2
21	H	Michigan	1	2	38	A	Oklahoma St.	0	1	80	A	South Carolina	5	0	238	H	Nicholls St.	6	1
22	N	DePaul	1	3	38	N	Oklahoma St.	7	4	80	A	South Carolina	5	0	250	H	Southeastern La.	7	0
					40	H	Troy	6	3	91	H	Penn St.	3	5	278	H	Alcorn St.	2	0
					40	H	Troy	1	0	91	H	Penn St.	1	0					
					45	H	South Ala.	5	4										
					45	H	South Ala.	1	0										
LAST 10 GAMES																			
					2	A	Alabama	0	6	66	H	Arkansas	9	1					
					2	A	Alabama	3	2	66	H	Arkansas	1	0					
					2	A	Alabama	0	6	67	A	McNeese St.	4	0					
					238	H	Nicholls St.	6	1	80	A	South Carolina	9	0					
					66	H	Arkansas	3	2	80	A	South Carolina	5	0					

Non-Div. I Games:

LSU

Average RPI Win: 89		WON-LOST RECORD		WINNING PCT. RANK		LAST 10 GAMES		STRENGTH OF SCHEDULE		OPP. STRENGTH OF SCHEDULE		TEAM RPI		ADJ RPI		CONF. RPI		ADJ CONF. RPI	
DIV. I ONLY		25-10-0		.71429 31		6-4-0		13		10		20		.63336 20		1		1	
DIV. I NON-CONF.		23-6-0		.7931 25		4-0-0		44		8		18		.62697 19		1		1	
TOTALS		RPI 1-25		RPI 26-50		W-L RECORDS		RPI 51-100		RPI 101-150		RPI 150+							
25-10-0		1-7-0		7-2-0		OVERALL		6-1-0		7-0-0		4-0-0							
7-1-0		0-0-0		5-1-0		HOME		1-0-0		1-0-0		0-0-0							
5-3-0		0-3-0		0-0-0		AWAY		1-0-0		2-0-0		2-0-0							
13-6-0		1-4-0		2-1-0		NEUTRAL		4-1-0		4-0-0		2-0-0							
23-6-0		1-4-0		5-1-0		NON-CONFERENCE		6-1-0		7-0-0		4-0-0							
5-0-0		0-0-0		3-0-0		HOME		1-0-0		1-0-0		0-0-0							
5-0-0		0-0-0		0-0-		AWAY		1-0-0		2-0-0		2-0-0							
13-6-0		1-4-0		2-1-0		NEUTRAL		4-1-0		4-0-0		2-0-0							
2-4-0		0-3-0		2-1-0		CONFERENCE		0-0-0		0-0-0		0-0-0							
2-1-0		0-0-0		2-1-0		HOME		0-0-0		0-0-0		0-0-0							
0-3-0		0-3-0		0-0-0		AWAY		0-0-0		0-0-0		0-0-0							
0-0-0		0-0-0		0-0-0		NEUTRAL		0-0-0		0-0-0		0-0-0							
RPI S	Opponent		Score		RPI S	Opponent		Score		RPI S	Opponent		Score		RPI S	Opponent		Score	
3 A	Arizona St.		1	9	26 N	Auburn		1	11	54 N	Boise St.		4	1	105 A	UC Santa Barbara		10	6
3 A	Arizona St.		1	9	27 H	Oregon St.		5	7	55 A	San Diego St.		1	0	105 N	UC Santa Barbara		8	0
3 A	Arizona St.		2	4	27 H	Oregon St.		8	4	56 N	Fresno St.		3	6	109 A	Loyola Marymount		24	2
4 N	Texas		4	5	27 H	Oregon St.		8	0	59 N	Pittsburgh		5	3	120 N	UC Davis		7	1
14 N	Missouri		5	7	37 N	Baylor		10	6	62 N	Hofstra		9	4	127 N	Charleston So.		9	1
16 N	Georgia		4	13	42 N	UCF		3	1	68 H	Pacific		10	2	144 H	Michigan St.		14	3
21 N	Michigan		3	5	46 H	Kentucky		12	0	92 N	Fordham		9	5	146 N	Long Beach St.		14	0
25 N	Syracuse		6	3	46 H	Kentucky		6	2						160 A	Cal Poly		14	0
					46 H	Kentucky		7	1						160 A	Cal Poly		14	5
LAST 10 GAMES															176 N	Eastern Ky.		9	1
					3 A	Arizona St.		2	4	27 H	Oregon St.		8	4	187 N	Utah St.		2	0
					3 A	Arizona St.		1	9	160 A	Cal Poly		14	5					
					3 A	Arizona St.		1	9	160 A	Cal Poly		14	0					
					27 H	Oregon St.		5	7	105 A	UC Santa Barbara		10	6					
					27 H	Oregon St.		8	0	187 N	Utah St.		2	0					

Non-Div. I Games:

UCLA

Average RPI Win:		93	WON-LOST RECORD		WINNING PCT. RANK	LAST 10 GAMES	STRENGTH OF SCHEDULE		OPP. STRENGTH OF SCHEDULE	TEAM RPI	ADJ RPI	CONF. RPI	ADJ CONF. RPI				
DIV. I ONLY			27-10-0		.72973	26	9-1-0		25	14	22	.63078	21	5	5		
DIV. I NON-CONF.			18-9-0		.66667	56	1-0-0		7	14	19	.62848	17	5	5		
TOTALS		RPI 1-25		RPI 26-50		W-L RECORDS		RPI 51-100		RPI 101-150		RPI 150+					
27-10-0		2-6-0		5-1-0		OVERALL		11-2-0		3-1-0		6-0-0					
5-0-0		0-0-0		0-0-0		HOME		3-0-0		1-0-0		1-0-0					
7-3-0		1-2-0		0-0-0		AWAY		5-1-0		0-0-0		1-0-0					
15-7-0		1-4-0		5-1-0		NEUTRAL		3-1-0		2-1-0		4-0-0					
18-9-0		2-6-0		5-1-0		NON-CONFERENCE		2-1-0		3-1-0		6-0-0					
2-0-0		0-0-0		0-0-0		HOME		0-0-0		1-0-0		1-0-0					
2-2-0		1-2-0		0-0-		AWAY		0-0-0		0-0-0		1-0-0					
14-7-0		1-4-0		5-1-0		NEUTRAL		2-1-0		2-1-0		4-0-0					
9-1-0		0-0-0		0-0-0		CONFERENCE		9-1-0		0-0-0		0-0-0					
3-0-0		0-0-0		0-0-0		HOME		3-0-0		0-0-0		0-0-0					
5-1-0		0-0-0		0-0-0		AWAY		5-1-0		0-0-0		0-0-0					
1-0-0		0-0-0		0-0-0		NEUTRAL		1-0-0		0-0-0		0-0-0					
RPI	S	Opponent		Score		RPI	S	Opponent		Score		RPI	S	Opponent		Score	
3	N	Arizona St.		0	1	26	N	Auburn		4	0	60	N	Illinois St.		1	5
6	N	La.-Lafayette		7	10	31	N	Notre Dame		2	1	60	N	Illinois St.		3	1
8	N	Oklahoma		0	2	33	N	Mississippi St.		3	1	62	N	Hofstra		3	2
12	A	Louisville		1	2	39	N	Massachusetts		0	1	70	A	Ohio St.		10	2
18	A	South Fla.		0	2	46	N	Kentucky		3	0	70	A	Ohio St.		11	4
19	A	LSU		2	1	50	N	Virginia		7	1	70	A	Ohio St.		6	5
20	N	UCLA		5	3							90	A	Indiana		3	2
25	N	Syracuse		2	4							90	A	Indiana		7	2
												90	A	Indiana		2	7
												91	H	Penn St.		11	2
												91	H	Penn St.		12	4
												91	H	Penn St.		6	0
												91	N	Penn St.		12	1
LAST 10 GAMES																	
						70	A	Ohio St.		6	5	90	A	Indiana		3	2
						70	A	Ohio St.		11	4	102	H	Bowling Green		12	2
						70	A	Ohio St.		10	2	91	H	Penn St.		6	0
						90	A	Indiana		7	2	91	H	Penn St.		11	2
						90	A	Indiana		2	7	91	H	Penn St.		12	4

Non-Div. I Games:

Michigan

Average RPI Win: 111		WON-LOST RECORD	WINNING PCT. RANK	LAST 10 GAMES	STRENGTH OF SCHEDULE	OPP. STRENGTH OF SCHEDULE	TEAM RPI	ADJ RPI	CONF. RPI	ADJ CONF. RPI				
Average RPI Loss: 32														
DIV. I ONLY		21-12-0	.63636 66	6-4-0	2	38	21	.63055 22	7	7				
DIV. I NON-CONF.		16-11-0	.59259 86	1-3-0	5	16	22	.6089 22	7	7				
<hr/>														
TOTALS		RPI 1-25	RPI 26-50		W-L RECORDS		RPI 51-100		RPI 101-150		RPI 150+			
21-12-0		3-8-0	4-1-0		OVERALL		5-2-0		2-1-0		7-0-0			
2-1-0		2-1-0	0-0-0		HOME		0-0-0		0-0-0		0-0-0			
5-6-0		0-4-0	0-0-0		AWAY		2-1-0		0-1-0		3-0-0			
14-5-0		1-3-0	4-1-0		NEUTRAL		3-1-0		2-0-0		4-0-0			
16-11-0		1-7-0	4-1-0		NON-CONFERENCE		5-2-0		2-1-0		4-0-0			
0-0-0		0-0-0	0-0-0		HOME		0-0-0		0-0-0		0-0-0			
2-6-0		0-4-0	0-0-		AWAY		2-1-0		0-1-0		0-0-0			
14-5-0		1-3-0	4-1-0		NEUTRAL		3-1-0		2-0-0		4-0-0			
5-1-0		2-1-0	0-0-0		CONFERENCE		0-0-0		0-0-0		3-0-0			
2-1-0		2-1-0	0-0-0		HOME		0-0-0		0-0-0		0-0-0			
3-0-0		0-0-0	0-0-0		AWAY		0-0-0		0-0-0		3-0-0			
0-0-0		0-0-0	0-0-0		NEUTRAL		0-0-0		0-0-0		0-0-0			
RPI	S	Opponent	Score		RPI	S	Opponent	Score		RPI	S	Opponent	Score	
1	N	California	0	2	28	N	Texas Tech	1	2	56	N	Fresno St.	4	0
2	A	Alabama	7	9	30	N	BYU	8	2	62	N	Hofstra	3	0
2	A	Alabama	3	4	32	N	Georgia Tech	4	2	65	A	FIU	7	3
8	N	Oklahoma	1	18	33	N	Mississippi St.	3	2	65	A	FIU	2	3
10	A	Hawaii	0	5	39	N	Massachusetts	8	0	79	A	UNLV	8	3
10	A	Hawaii	2	9						97	N	Longwood	10	2
11	N	Washington	1	9						97	N	Longwood	1	4
12	H	Louisville	7	1										
12	H	Louisville	3	4										
12	H	Louisville	3	0										
19	N	LSU	3	1										
					LAST 10 GAMES									
					205	A	Georgetown	8	1	12	H	Louisville	3	4
					205	A	Georgetown	4	0	12	H	Louisville	7	1
					205	A	Georgetown	4	0	97	N	Longwood	1	4
					135	A	Loyola Chicago	0	1	2	A	Alabama	7	9
					12	H	Louisville	3	0	97	N	Longwood	10	2

Non-Div. I Games:

DePaul

Average RPI Win: 106		WON-LOST RECORD		WINNING PCT. RANK		LAST 10 GAMES		STRENGTH OF SCHEDULE		OPP. STRENGTH OF SCHEDULE		TEAM RPI		ADJ RPI		CONF. RPI		ADJ CONF. RPI	
DIV. I ONLY		26-10-0		.72222 28		7-3-0		39		37		23		.6143 23		4		4	
DIV. I NON-CONF.		21-7-0		.75 31		2-0-0		86		64		29		.59048 32		4		4	
TOTALS		RPI 1-25		RPI 26-50		W-L RECORDS		RPI 51-100		RPI 101-150		RPI 150+							
26-10-0		1-4-0		6-5-0		OVERALL		10-0-0		1-1-0		8-0-0							
8-3-0		0-1-0		0-2-0		HOME		5-0-0		1-0-0		2-0-0							
6-3-0		1-2-0		4-1-0		AWAY		0-0-0		0-0-0		1-0-0							
12-4-0		0-1-0		2-2-0		NEUTRAL		5-0-0		0-1-0		5-0-0							
21-7-0		0-2-0		2-4-0		NON-CONFERENCE		10-0-0		1-1-0		8-0-0							
8-3-0		0-1-0		0-2-0		HOME		5-0-0		1-0-0		2-0-0							
1-0-0		0-0-0		0-0-		AWAY		0-0-0		0-0-0		1-0-0							
12-4-0		0-1-0		2-2-0		NEUTRAL		5-0-0		0-1-0		5-0-0							
5-3-0		1-2-0		4-1-0		CONFERENCE		0-0-0		0-0-0		0-0-0							
0-0-0		0-0-0		0-0-0		HOME		0-0-0		0-0-0		0-0-0							
5-3-0		1-2-0		4-1-0		AWAY		0-0-0		0-0-0		0-0-0							
0-0-0		0-0-0		0-0-0		NEUTRAL		0-0-0		0-0-0		0-0-0							
RPI S	Opponent	Score		RPI S	Opponent	Score		RPI S	Opponent	Score		RPI S	Opponent	Score					
9 N	Oregon	4	5	26 N	Auburn	1	0	61 N	Chattanooga	10	0	101 H	East Carolina	4	2				
15 A	Florida St.	3	8	27 N	Oregon St.	1	8	70 N	Ohio St.	3	1	146 N	Long Beach St.	0	6				
15 A	Florida St.	1	3	29 A	Virginia Tech	0	5	72 H	Minnesota	1	0	171 N	Fla. Atlantic	8	3				
15 A	Florida St.	4	2	29 A	Virginia Tech	9	0	74 N	North Florida	3	0	176 N	Eastern Ky.	8	3				
25 H	Syracuse	2	6	29 A	Virginia Tech	3	2	79 N	UNLV	5	0	183 H	Campbell	9	0				
				31 H	Notre Dame	5	6	80 H	South Carolina	8	0	185 A	Elon	6	0				
				31 H	Notre Dame	3	9	91 H	Penn St.	11	3	187 N	Utah St.	11	2				
				37 N	Baylor	0	2	92 N	Fordham	3	2	219 N	Northwestern St.	1	0				
				44 N	Northwestern	5	0	97 H	Longwood	16	0	225 N	UTEP	7	6				
				50 A	Virginia	2	0	97 H	Longwood	10	5	264 H	UNC Wilmington	3	2				
				50 A	Virginia	3	2												
				LAST 10 GAMES															
				50 A	Virginia	2	0	183 H	Campbell	9	0								
				50 A	Virginia	3	2	80 H	South Carolina	8	0								
				15 A	Florida St.	1	3	29 A	Virginia Tech	9	0								
				15 A	Florida St.	4	2	29 A	Virginia Tech	3	2								
				15 A	Florida St.	3	8	29 A	Virginia Tech	0	5								

Non-Div. I Games:

North Carolina

Stanford				Through Games Of Through April 8, 2012								
Average RPI Win:	109	WON-LOST	WINNING	LAST 10	STRENGTH OF	OPP. STRENGTH	TEAM	ADJ	CONF.	ADJ CONF.		
Average RPI Loss:	35	RECORD	PCT. RANK	GAMES	SCHEDULE	OF SCHEDULE	RPI	RPI	RPI	RPI		
DIV. I ONLY	28-10-0	.73684	25	3-7-0	67	3	24	.61076	24	1	1	
DIV. I NON-CONF.	26-3-0	.89655	10	1-0-0	207	27	25	.59826	24	1	1	
<hr/>												
TOTALS	RPI 1-25	RPI 26-50		W-L RECORDS		RPI 51-100		RPI 101-150		RPI 150+		
28-10-0	3-8-0	2-0-0		OVERALL		8-0-0		6-1-0		9-1-0		
12-6-0	1-5-0	0-0-0		HOME		4-0-0		1-0-0		6-1-0		
2-3-0	1-2-0	0-0-0		AWAY		0-0-0		0-1-0		1-0-0		
14-1-0	1-1-0	2-0-0		NEUTRAL		4-0-0		5-0-0		2-0-0		
<hr/>												
26-3-0	1-1-0	2-0-0		NON-CONFERENCE		8-0-0		6-1-0		9-1-0		
11-1-0	0-0-0	0-0-0		HOME		4-0-0		1-0-0		6-1-0		
1-1-0	0-0-0	0-0-		AWAY		0-0-0		0-1-0		1-0-0		
14-1-0	1-1-0	2-0-0		NEUTRAL		4-0-0		5-0-0		2-0-0		
<hr/>												
2-7-0	2-7-0	0-0-0		CONFERENCE		0-0-0		0-0-0		0-0-0		
1-5-0	1-5-0	0-0-0		HOME		0-0-0		0-0-0		0-0-0		
1-2-0	1-2-0	0-0-0		AWAY		0-0-0		0-0-0		0-0-0		
0-0-0	0-0-0	0-0-0		NEUTRAL		0-0-0		0-0-0		0-0-0		
<hr/>												
RPI S	Opponent	Score		RPI S	Opponent	Score		RPI S	Opponent	Score		
1 H	California	0	9	28 N	Texas Tech	7	1	55 N	San Diego St.	8	3	
1 H	California	3	4	44 N	Northwestern	1	0	65 N	FIU	10	0	
1 H	California	0	8					68 H	Pacific	5	0	
8 N	Oklahoma	5	0					78 H	Ole Miss	8	4	
9 H	Oregon	5	8					78 H	Ole Miss	13	5	
9 H	Oregon	8	12					88 N	New Mexico St.	5	2	
9 H	Oregon	7	6					90 N	Indiana	7	3	
13 A	Arizona	1	3					99 H	San Jose St.	7	2	
13 A	Arizona	1	9									
13 A	Arizona	4	1									
17 N	Texas A&M	9	10									
<hr/>												
				LAST 10 GAMES								
				9 H Oregon		8	12	13 A	Arizona	4	1	
				9 H Oregon		7	6	256 H	Santa Clara	9	2	
				9 H Oregon		5	8	1 H	California	0	8	
				13 A Arizona		1	3	1 H	California	3	4	
				13 A Arizona		1	9	1 H	California	0	9	

Non-Div. I Games:

Stanford

Average RPI Win: 118		WON-LOST RECORD		WINNING PCT. RANK		LAST 10 GAMES		STRENGTH OF SCHEDULE		OPP. STRENGTH OF SCHEDULE		TEAM RPI		ADJ RPI		CONF. RPI		ADJ CONF. RPI	
DIV. I ONLY		26-15-0		.63415 67		3-7-0		29		25		27		.60665 26		3		3	
DIV. I NON-CONF.		21-4-0		.84 18		0-0-0		80		102		21		.61667 21		2		2	
TOTALS		RPI 1-25		RPI 26-50		W-L RECORDS		RPI 51-100		RPI 101-150		RPI 150+							
26-15-0		4-10-0		4-3-0		OVERALL		5-2-0		3-0-0		10-0-0							
14-7-0		0-5-0		4-2-0		HOME		1-0-0		1-0-0		8-0-0							
6-5-0		2-3-0		0-1-0		AWAY		3-1-0		0-0-0		1-0-0							
6-3-0		2-2-0		0-0-0		NEUTRAL		1-1-0		2-0-0		1-0-0							
21-4-0		2-2-0		3-1-0		NON-CONFERENCE		3-1-0		3-0-0		10-0-0							
13-0-0		0-0-0		3-0-0		HOME		1-0-0		1-0-0		8-0-0							
2-1-0		0-0-0		0-0-		AWAY		1-0-0		0-0-0		1-0-0							
6-3-0		2-2-0		0-0-0		NEUTRAL		1-1-0		2-0-0		1-0-0							
5-11-0		2-8-0		1-2-0		CONFERENCE		2-1-0		0-0-0		0-0-0							
1-7-0		0-5-0		1-2-0		HOME		0-0-0		0-0-0		0-0-0							
4-4-0		2-3-0		0-0-0		AWAY		2-1-0		0-0-0		0-0-0							
0-0-0		0-0-0		0-0-0		NEUTRAL		0-0-0		0-0-0		0-0-0							
RPI	S	Opponent		Score		RPI	S	Opponent		Score		RPI	S	Opponent		Score			
2	H	Alabama		2	5	29	H	Virginia Tech		1	0	65	N	FIU		2	1		
2	H	Alabama		2	4	32	H	Georgia Tech		12	5	69	A	Georgia St.		9	1		
7	H	Tennessee		3	5	38	H	Oklahoma St.		8	0	78	A	Ole Miss		7	4		
7	H	Tennessee		1	9	40	A	Troy		1	7	78	A	Ole Miss		1	6		
7	H	Tennessee		2	6	46	H	Kentucky		4	8	78	A	Ole Miss		9	5		
16	A	Georgia		2	0	46	H	Kentucky		2	5	91	N	Penn St.		1	2		
16	A	Georgia		2	4	46	H	Kentucky		2	1	93	H	IPFW		2	0		
16	A	Georgia		3	6														
19	A	LSU		1	4														
19	A	LSU		2	0														
20	N	UCLA		11	1														
21	N	Michigan		0	4														
23	N	North Carolina		0	1														
25	N	Syracuse		5	0														
LAST 10 GAMES																			
						7	H	Tennessee		2	6	78	A	Ole Miss		9	5		
						7	H	Tennessee		3	5	2	H	Alabama		2	5		
						7	H	Tennessee		1	9	2	H	Alabama		2	4		
						78	A	Ole Miss		1	6	46	H	Kentucky		2	1		
						78	A	Ole Miss		7	4	46	H	Kentucky		2	5		

Non-Div. I Games:

Auburn

Average RPI Win:	100	WON-LOST	WINNING	LAST 10	STRENGTH OF	OPP. STRENGTH	TEAM	ADJ	CONF.	ADJ CONF.				
Average RPI Loss:	43	RECORD	PCT. RANK	GAMES	SCHEDULE	OF SCHEDULE	RPI	RPI	RPI	RPI				
DIV. I ONLY		26-10-0	.72222	28	5-5-0	76	7	28	.6066	27	1	1		
DIV. I NON-CONF.		23-7-0	.76667	29	2-2-0	145	21	38	.58477	39	1	1		
<hr/>														
TOTALS	RPI 1-25	RPI 26-50		W-L RECORDS		RPI 51-100		RPI 101-150		RPI 150+				
26-10-0	4-3-0	5-3-0		OVERALL		4-4-0		7-0-0		6-0-0				
2-1-0	2-1-0	0-0-0		HOME		0-0-0		0-0-0		0-0-0				
5-3-0	1-2-0	0-0-0		AWAY		0-1-0		1-0-0		3-0-0				
19-6-0	1-0-0	5-3-0		NEUTRAL		4-3-0		6-0-0		3-0-0				
23-7-0	1-0-0	5-3-0		NON-CONFERENCE		4-4-0		7-0-0		6-0-0				
0-0-0	0-0-0	0-0-0		HOME		0-0-0		0-0-0		0-0-0				
4-1-0	0-0-0	0-0-		AWAY		0-1-0		1-0-0		3-0-0				
19-6-0	1-0-0	5-3-0		NEUTRAL		4-3-0		6-0-0		3-0-0				
3-3-0	3-3-0	0-0-0		CONFERENCE		0-0-0		0-0-0		0-0-0				
2-1-0	2-1-0	0-0-0		HOME		0-0-0		0-0-0		0-0-0				
1-2-0	1-2-0	0-0-0		AWAY		0-0-0		0-0-0		0-0-0				
0-0-0	0-0-0	0-0-0		NEUTRAL		0-0-0		0-0-0		0-0-0				
RPI	S	Opponent	Score		RPI	S	Opponent	Score		RPI	S	Opponent	Score	
9	H	Oregon	7	1	30	N	BYU	22	5	55	A	San Diego St.	6	7
9	H	Oregon	5	4	31	N	Notre Dame	3	2	59	N	Pittsburgh	3	2
9	H	Oregon	2	8	31	N	Notre Dame	1	8	65	N	FIU	1	4
20	A	UCLA	7	5	32	N	Georgia Tech	8	9	67	N	McNeese St.	2	3
20	A	UCLA	0	8	41	N	New Mexico	6	10	70	N	Ohio St.	4	3
20	A	UCLA	4	8	42	N	UCF	2	1	89	N	Iowa	2	1
23	N	North Carolina	8	1	44	N	Northwestern	5	3	90	N	Indiana	4	3
					49	N	Nebraska	11	3	94	N	Harvard	2	3

Non-Div. I Games:

Oregon St.

Average RPI Win:	142	WON-LOST RECORD	WINNING PCT. RANK	LAST 10 GAMES	STRENGTH OF SCHEDULE	OPP. STRENGTH OF SCHEDULE	TEAM RPI	ADJ RPI	CONF. RPI	ADJ CONF. RPI						
DIV. I ONLY		30-9-0	.76923	18	7-2-0	84	70	26	.60099	28	2	2				
DIV. I NON-CONF.		26-5-0	.83871	20	3-0-0	149	120	34	.59135	31	3	3				
<hr/>																
TOTALS	RPI 1-25	RPI 26-50		W-L RECORDS		RPI 51-100		RPI 101-150		RPI 150+						
30-9-0	2-6-0	3-2-0		OVERALL		2-0-0		8-0-0		15-1-0						
11-0-0	0-0-0	2-0-0		HOME		0-0-0		3-0-0		6-0-0						
5-4-0	1-4-0	0-0-0		AWAY		0-0-0		2-0-0		2-0-0						
14-5-0	1-2-0	1-2-0		NEUTRAL		2-0-0		3-0-0		7-1-0						
26-5-0	1-2-0	3-2-0		NON-CONFERENCE		2-0-0		5-0-0		15-1-0						
8-0-0	0-0-0	2-0-0		HOME		0-0-0		0-0-0		6-0-0						
4-0-0	0-0-0	0-0-		AWAY		0-0-0		2-0-0		2-0-0						
14-5-0	1-2-0	1-2-0		NEUTRAL		2-0-0		3-0-0		7-1-0						
4-4-0	1-4-0	0-0-0		CONFERENCE		0-0-0		3-0-0		0-0-0						
3-0-0	0-0-0	0-0-0		HOME		0-0-0		3-0-0		0-0-0						
1-4-0	1-4-0	0-0-0		AWAY		0-0-0		0-0-0		0-0-0						
0-0-0	0-0-0	0-0-0		NEUTRAL		0-0-0		0-0-0		0-0-0						
<hr/>																
RPI	S	Opponent	Score		RPI	S	Opponent	Score		RPI	S	Opponent	Score			
4	A	Texas	0	8	41	H	New Mexico	9	4	55	N	San Diego St.	5	4		
4	A	Texas	1	2	41	H	New Mexico	8	5	70	N	Ohio St.	7	4		
7	N	Tennessee	0	1	44	N	Northwestern	6	14			103	N	North Texas	10	0
8	A	Oklahoma	1	4	47	N	Texas St.	6	0			111	H	Iowa St.	6	2
8	A	Oklahoma	5	4	47	N	Texas St.	1	3			111	H	Iowa St.	5	3
8	A	Oklahoma	1	3								111	H	Iowa St.	19	7
22	N	DePaul	2	1								114	A	Stony Brook	6	3
24	N	Stanford	1	7								114	A	Stony Brook	4	1
												116	N	Portland St.	5	1
												146	N	Long Beach St.	2	0
												153	H	Binghamton	7	2
												153	H	Binghamton	8	2
												153	H	Binghamton	4	3
												160	N	Cal Poly	0	3
												180	A	Seton Hall	9	0
												180	A	Seton Hall	11	0
												187	N	Utah St.	11	2
												193	H	Texas-Arlington	2	0
												193	H	Texas-Arlington	7	1
												193	H	Texas-Arlington	9	1
												212	N	Monmouth	4	2
												222	N	Stephen F. Austin	2	1
												225	N	UTEP	5	2
												244	N	Idaho St.	8	4
												277	N	Manhattan	13	2
												277	N	Manhattan	7	2
LAST 10 GAMES																
					8	A	Oklahoma	1	4	111	H	Iowa St.	19	7		
					8	A	Oklahoma	5	4	180	A	Seton Hall	9	0		
					8	A	Oklahoma	1	3	277	N	Manhattan	7	2		
					111	H	Iowa St.	5	3	277	N	Manhattan	13	2		
					111	H	Iowa St.	6	2	212	N	Monmouth	4	2		

Non-Div. I Games: Midwestern St. 10 2

Texas Tech

Average RPI Win:		130	WON-LOST RECORD		WINNING PCT. RANK	LAST 10 GAMES	STRENGTH OF SCHEDULE		OPP. STRENGTH OF SCHEDULE	TEAM RPI	ADJ RPI	CONF. RPI	ADJ CONF. RPI				
DIV. I ONLY			28-14-0		.66667	48	8-2-0		34	74	29	.59885	29	4	4		
DIV. I NON-CONF.			21-10-0		.67742	55	2-0-0		55	97	43	.57768	44	4	4		
TOTALS		RPI 1-25		RPI 26-50		W-L RECORDS		RPI 51-100		RPI 101-150		RPI 150+					
28-14-0		2-8-0		3-1-0		OVERALL		6-3-0		5-2-0		12-0-0					
7-4-0		2-4-0		1-0-0		HOME		0-0-0		0-0-0		4-0-0					
9-2-0		0-1-0		0-1-0		AWAY		3-0-0		4-0-0		2-0-0					
12-8-0		0-3-0		2-0-0		NEUTRAL		3-3-0		1-2-0		6-0-0					
21-10-0		0-4-0		3-1-0		NON-CONFERENCE		4-3-0		2-2-0		12-0-0					
5-0-0		0-0-0		1-0-0		HOME		0-0-0		0-0-0		4-0-0					
4-2-0		0-1-0		0-0-		AWAY		1-0-0		1-0-0		2-0-0					
12-8-0		0-3-0		2-0-0		NEUTRAL		3-3-0		1-2-0		6-0-0					
7-4-0		2-4-0		0-0-0		CONFERENCE		2-0-0		3-0-0		0-0-0					
2-4-0		2-4-0		0-0-0		HOME		0-0-0		0-0-0		0-0-0					
5-0-0		0-0-0		0-0-0		AWAY		2-0-0		3-0-0		0-0-0					
0-0-0		0-0-0		0-0-0		NEUTRAL		0-0-0		0-0-0		0-0-0					
RPI	S	Opponent		Score		RPI	S	Opponent		Score		RPI	S	Opponent		Score	
2	N	Alabama		3	7	26	A	Auburn		0	1	59	N	Pittsburgh		1	0
8	N	Oklahoma		0	10	31	N	Notre Dame		3	0	62	N	Hofstra		0	10
15	H	Florida St.		11	5	34	H	Radford		9	1	64	N	Miami (OH)		6	5
15	H	Florida St.		3	7	38	N	Oklahoma St.		3	0	71	N	Lipscomb		0	2
15	H	Florida St.		1	3							76	A	Jacksonville		7	2
18	A	South Fla.		0	2							91	N	Penn St.		7	8
23	H	North Carolina		0	9							92	N	Fordham		5	1
23	H	North Carolina		2	3							95	A	North Carolina St.		10	2
23	H	North Carolina		5	0							95	A	North Carolina St.		4	2
25	N	Syracuse		0	5												
															</		

Non-Div. I Games:

Virginia Tech

BY
Y
U

Page 30

Average RPI Win:		98	WON-LOST RECORD		WINNING PCT. RANK		LAST 10 GAMES		STRENGTH OF SCHEDULE		OPP. STRENGTH OF SCHEDULE		TEAM RPI		ADJ RPI		CONF. RPI		ADJ CONF. RPI	
Average RPI Loss:		59																		
DIV. I ONLY			19-10-0		.65517 58		9-1-0		40		48		34		.59476 31		7 7			
DIV. I NON-CONF.			16-10-0		.61538 74		6-1-0		34		41		42		.58304 40		7 7			
TOTALS		RPI 1-25		RPI 26-50		W-L RECORDS		RPI 51-100		RPI 101-150		RPI 150+								
19-10-0		2-2-0		2-2-0		OVERALL		8-4-0		3-2-0		4-0-0								
7-0-0		0-0-0		1-0-0		HOME		3-0-0		1-0-0		2-0-0								
5-2-0		2-0-0		0-0-0		AWAY		1-1-0		1-1-0		1-0-0								
7-8-0		0-2-0		1-2-0		NEUTRAL		4-3-0		1-1-0		1-0-0								
16-10-0		2-2-0		2-2-0		NON-CONFERENCE		5-4-0		3-2-0		4-0-0								
4-0-0		0-0-0		1-0-0		HOME		0-0-0		1-0-0		2-0-0								
5-2-0		2-0-0		0-0-		AWAY		1-1-0		1-1-0		1-0-0								
7-8-0		0-2-0		1-2-0		NEUTRAL		4-3-0		1-1-0		1-0-0								
3-0-0		0-0-0		0-0-0		CONFERENCE		3-0-0		0-0-0		0-0-0								
3-0-0		0-0-0		0-0-0		HOME		3-0-0		0-0-0		0-0-0								
0-0-0		0-0-0		0-0-0		AWAY		0-0-0		0-0-0		0-0-0								
0-0-0		0-0-0		0-0-0		NEUTRAL		0-0-0		0-0-0		0-0-0								
RPI S	Opponent		Score		RPI S	Opponent		Score		RPI S	Opponent		Score		RPI S	Opponent		Score		
11 N	Washington		2	7	27 N	Oregon St.		2	3	52 A	Purdue		8 6	105 N	UC Santa Barbara		6 4			
21 N	Michigan		1	2	27 N	Oregon St.		8 1		54 N	Boise St.		1 3	106 H	Western Mich.		5 3			
23 A	North Carolina		6 5		29 N	Virginia Tech		0 3		55 A	San Diego St.		3 8	109 A	Loyola Marymount		4 3			
23 A	North Carolina		9 3		44 H	Northwestern		9 1		70 N	Ohio St.		3 1	118 A	San Diego		2 4			
										72 N	Minnesota		1 9	127 N	Charleston So.		2 5			
										79 N	UNLV		2 3	154 A	Cal St. Fullerton		16 0			
										83 H	Connecticut		7 2	170 N	LIU Brooklyn		5 0			
										83 H	Connecticut		5 2	233 H	Toledo		9 1			
										83 H	Connecticut		7 3	233 H	Toledo		8 0			
										89 N	Iowa		2 0							
										91 N	Penn St.		6 3							
										92 N	Fordham		3 1							
LAST 10 GAMES																				
52 A	Purdue		8 6		233 H	Toledo		9 1												
44 H	Northwestern		9 1		233 H	Toledo		8 0												
83 H	Connecticut		7 2		106 H	Western Mich.		5 3												
83 H	Connecticut		5 2		11 N	Washington		2 7												
83 H	Connecticut		7 3		89 N	Iowa		2 0												

Non-Div. I Games:

Notre Dame

Average RPI Win:		111	WON-LOST RECORD		WINNING PCT. RANK	LAST 10 GAMES	STRENGTH OF SCHEDULE		OPP. STRENGTH OF SCHEDULE	TEAM RPI	ADJ RPI	CONF. RPI	ADJ CONF. RPI				
Average RPI Loss:		48															
DIV. I ONLY			27-16-0		.62791	73	8-2-0		35	30	35	.59418	32	4	4		
DIV. I NON-CONF.			18-13-0		.58065	92	2-2-0		17	20	37	.59015	33	4	4		
TOTALS		RPI 1-25		RPI 26-50		W-L RECORDS		RPI 51-100		RPI 101-150		RPI 150+					
27-16-0		3-6-0		2-6-0		OVERALL		7-2-0		7-1-0		8-1-0					
13-4-0		1-0-0		0-3-0		HOME		1-0-0		6-1-0		5-0-0					
4-5-0		0-3-0		0-1-0		AWAY		4-1-0		0-0-0		0-0-0					
10-7-0		2-3-0		2-2-0		NEUTRAL		2-1-0		1-0-0		3-1-0					
18-13-0		3-6-0		2-3-0		NON-CONFERENCE		4-2-0		1-1-0		8-1-0					
7-1-0		1-0-0		0-0-0		HOME		1-0-0		0-1-0		5-0-0					
1-5-0		0-3-0		0-0-		AWAY		1-1-0		0-0-0		0-0-0					
10-7-0		2-3-0		2-2-0		NEUTRAL		2-1-0		1-0-0		3-1-0					
9-3-0		0-0-0		0-3-0		CONFERENCE		3-0-0		6-0-0		0-0-0					
6-3-0		0-0-0		0-3-0		HOME		0-0-0		6-0-0		0-0-0					
3-0-0		0-0-0		0-0-0		AWAY		3-0-0		0-0-0		0-0-0					
0-0-0		0-0-0		0-0-0		NEUTRAL		0-0-0		0-0-0		0-0-0					
RPI	S	Opponent		Score		RPI	S	Opponent		Score		RPI	S	Opponent		Score	
2	N	Alabama		9	12	26	A	Auburn		5	12	55	N	San Diego St.		2	3
6	A	La.-Lafayette		11	12	27	N	Oregon St.		9	8	60	N	Illinois St.		6	0
6	A	La.-Lafayette		2	10	33	N	Mississippi St.		3	5	69	A	Georgia St.		1	2
7	N	Tennessee		0	9	39	N	Massachusetts		0	1	77	N	Western Ky.		5	3
8	N	Oklahoma		1	0	49	N	Nebraska		6	5	85	A	Kennesaw St.		6	3
13	N	Arizona		2	1	50	H	Virginia		1	3	85	H	Kennesaw St.		9	1
16	H	Georgia		2	0	50	H	Virginia		2	13	95	A	North Carolina St.		6	3
19	A	LSU		1	2	50	H	Virginia		1	3	95	A	North Carolina St.		5	2
22	N	DePaul		2	4							95	A	North Carolina St.		6	4
						LAST 10 GAMES											
						104	H	Maryland		5	0	95	A	North Carolina St.		6	3
						104	H	Maryland		9	6	95	A	North Carolina St.		6	4
						104	H	Maryland		6	1	85	H	Kennesaw St.		9	1
						85	A	Kennesaw St.		6	3	6	A	La.-Lafayette		2	10
						95	A	North Carolina St.		5	2	6	A	La.-Lafayette		11	12

Average RPI Win: 135		WON-LOST	WINNING	LAST 10	STRENGTH OF		OPP. STRENGTH	TEAM	ADJ	CONF.	ADJ CONF.
Average RPI Loss: 22		RECORD	PCT. RANK	GAMES	SCHEDULE		OF SCHEDULE	RPI	RPI	RPI	RPI
DIV. I ONLY		21-19-0	.525	125	3-7-0		4	34	33	.59414	33
DIV. I NON-CONF.		16-5-0	.7619	30	1-0-0		69	137	30	.59174	30
TOTALS		RPI 1-25	RPI 26-50		W-L RECORDS		RPI 51-100		RPI 101-150		RPI 150+
21-19-0		1-17-0	3-0-0		OVERALL		5-1-0		1-0-0		11-1-0
9-11-0		1-10-0	1-0-0		HOME		0-0-0		0-0-0		7-1-0
8-4-0		0-3-0	1-0-0		AWAY		4-1-0		0-0-0		3-0-0
4-4-0		0-4-0	1-0-0		NEUTRAL		1-0-0		1-0-0		1-0-0
16-5-0		0-4-0	3-0-0		NON-CONFERENCE		1-0-0		1-0-0		11-1-0
8-1-0		0-0-0	1-0-0		HOME		0-0-0		0-0-0		7-1-0
4-0-0		0-0-0	1-0-		AWAY		0-0-0		0-0-0		3-0-0
4-4-0		0-4-0	1-0-0		NEUTRAL		1-0-0		1-0-0		1-0-0
5-14-0		1-13-0	0-0-0		CONFERENCE		4-1-0		0-0-0		0-0-0
1-10-0		1-10-0	0-0-0		HOME		0-0-0		0-0-0		0-0-0
4-4-0		0-3-0	0-0-0		AWAY		4-1-0		0-0-0		0-0-0
0-0-0		0-0-0	0-0-0		NEUTRAL		0-0-0		0-0-0		0-0-0
RPI S	Opponent	Score	RPI S	Opponent	Score	RPI S	Opponent	Score	RPI S	Opponent	Score
2 H	Alabama	2 4	32 N	Georgia Tech	5 3	66 A	Arkansas	2 1	143 N	Jacksonville St.	8 1
2 H	Alabama	3 9	43 H	UAB	4 3	66 A	Arkansas	2 13	161 H	Eastern Ill.	8 0
2 H	Alabama	4 5	45 A	South Ala.	7 2	66 A	Arkansas	7 2	164 H	Louisiana Tech	8 0
5 H	Florida	5 8				71 N	Lipscomb	3 1	168 H	SIU Edwardsville	4 5
5 H	Florida	0 1				80 A	South Carolina	10 6	168 H	SIU Edwardsville	5 0
6 N	La.-Lafayette	3 6				80 A	South Carolina	9 0	172 N	Memphis	9 6
7 H	Tennessee	0 8							174 A	Mississippi Val.	4 3
7 H	Tennessee	3 10							174 H	Mississippi Val.	3 2
7 H	Tennessee	0 8							203 A	Samford	6 3
16 H	Georgia	0 5							203 H	Samford	11 5
16 H	Georgia	5 3							241 A	Jackson St.	11 2
16 H	Georgia	0 2							271 H	Columbia	11 1
18 N	South Fla.	0 1							271 H	Columbia	12 4
19 A	LSU	1 3									
19 A	LSU	7 10									
19 A	LSU	0 4									
21 N	Michigan	1 3									
22 N	DePaul	2 3									
LAST 10 GAMES											
66 A	Arkansas	2 13	2 H	Alabama	4 5						
66 A	Arkansas	2 1	174 A	Mississippi Val.	4 3						
66 A	Arkansas	7 2	7 H	Tennessee	0 8						
2 H	Alabama	3 9	7 H	Tennessee	3 10						
2 H	Alabama	2 4	7 H	Tennessee	0 8						

Non-Div. I Games:

Mississippi St.

[illegible]

Non-Div. I Games:

Radford

Average RPI Win:	137	WON-LOST RECORD	WINNING PCT. RANK	LAST 10 GAMES	STRENGTH OF SCHEDULE	OPP. STRENGTH OF SCHEDULE	TEAM RPI	ADJ RPI	CONF. RPI	ADJ CONF. RPI		
Average RPI Loss:	38											
DIV. I ONLY		24-12-0	.66667	48	3-7-0	32	87	31	.59222	35	2	2
DIV. I NON-CONF.		21-3-0	.875	12	1-1-0	120	178	23	.59735	26	3	3
<hr/>												
TOTALS	RPI 1-25	RPI 26-50		W-L RECORDS		RPI 51-100		RPI 101-150		RPI 150+		
24-12-0	0-6-0	3-4-0		OVERALL		4-0-0		8-2-0		9-0-0		
2-1-0	0-0-0	2-1-0		HOME		0-0-0		0-0-0		0-0-0		
9-9-0	0-6-0	1-2-0		AWAY		2-0-0		2-1-0		4-0-0		
13-2-0	0-0-0	0-1-0		NEUTRAL		2-0-0		6-1-0		5-0-0		
<hr/>												
21-3-0	0-0-0	0-1-0		NON-CONFERENCE		4-0-0		8-2-0		9-0-0		
0-0-0	0-0-0	0-0-0		HOME		0-0-0		0-0-0		0-0-0		
8-1-0	0-0-0	0-0-		AWAY		2-0-0		2-1-0		4-0-0		
13-2-0	0-0-0	0-1-0		NEUTRAL		2-0-0		6-1-0		5-0-0		
<hr/>												
3-9-0	0-6-0	3-3-0		CONFERENCE		0-0-0		0-0-0		0-0-0		
2-1-0	0-0-0	2-1-0		HOME		0-0-0		0-0-0		0-0-0		
1-8-0	0-6-0	1-2-0		AWAY		0-0-0		0-0-0		0-0-0		
0-0-0	0-0-0	0-0-0		NEUTRAL		0-0-0		0-0-0		0-0-0		
<hr/>												
RPI	S	Opponent	Score	RPI	S	Opponent	Score	RPI	S	Opponent	Score	
8	A	Oklahoma	0 8	37	A	Baylor	0 3	58	N	Wisconsin	4 0	
8	A	Oklahoma	0 8	37	A	Baylor	6 1	74	A	North Florida	7 3	
8	A	Oklahoma	2 6	37	A	Baylor	1 6	74	A	North Florida	1 0	
14	A	Missouri	0 5	38	H	Oklahoma St.	3 2	83	N	Connecticut	8 0	
14	A	Missouri	0 10	38	H	Oklahoma St.	1 0					
14	A	Missouri	0 9	38	H	Oklahoma St.	1 3					
				40	N	Troy	7 8					

Non-Div. I Games:

Kansas

Average RPI Win:		128	WON-LOST RECORD		WINNING PCT. RANK		LAST 10 GAMES		STRENGTH OF SCHEDULE		OPP. STRENGTH OF SCHEDULE		TEAM RPI		ADJ RPI		CONF. RPI		ADJ CONF. RPI					
DIV. I ONLY			26-8-0		.76471		19		8-2-0		110		51		36		.58768		36		10		10	
DIV. I NON-CONF.			16-6-0		.72727		38		2-1-0		79		37		32		.58768		35		10		10	
TOTALS		RPI 1-25		RPI 26-50		W-L RECORDS		RPI 51-100		RPI 101-150		RPI 150+												
26-8-0		0-3-0		3-2-0		OVERALL		4-1-0		10-1-0		9-1-0												
10-2-0		0-0-0		0-1-0		HOME		0-0-0		7-0-0		3-1-0												
8-5-0		0-3-0		2-1-0		AWAY		1-1-0		0-0-0		5-0-0												
8-1-0		0-0-0		1-0-0		NEUTRAL		3-0-0		3-1-0		1-0-0												
16-6-0		0-3-0		1-1-0		NON-CONFERENCE		4-1-0		7-1-0		4-0-0												
5-1-0		0-0-0		0-1-0		HOME		0-0-0		4-0-0		1-0-0												
3-4-0		0-3-0		0-0-		AWAY		1-1-0		0-0-0		2-0-0												
8-1-0		0-0-0		1-0-0		NEUTRAL		3-0-0		3-1-0		1-0-0												
10-2-0		0-0-0		2-1-0		CONFERENCE		0-0-0		3-0-0		5-1-0												
5-1-0		0-0-0		0-0-0		HOME		0-0-0		3-0-0		2-1-0												
5-1-0		0-0-0		2-1-0		AWAY		0-0-0		0-0-0		3-0-0												
0-0-0		0-0-0		0-0-0		NEUTRAL		0-0-0		0-0-0		0-0-0												
RPI	S	Opponent		Score		RPI	S	Opponent		Score		RPI	S	Opponent		Score		RPI	S	Opponent		Score		
4	A	Texas		1	9	38	H	Oklahoma St.		3	7	65	N	FIU		4	1	101	H	East Carolina		13	4	
6	A	La.-Lafayette		4	19	41	N	New Mexico		2	1	66	A	Arkansas		6	0	101	H	East Carolina		7	6	
17	A	Texas A&M		1	5	42	A	UCF		2	1	76	A	Jacksonville		0	1	101	H	East Carolina		5	2	
						42	A	UCF		0	4	81	N	Rutgers		12	1	103	H	North Texas		6	1	
						42	A	UCF		3	0	95	N	North Carolina St.		4	0	103	H	North Texas		7	2	
																		109	N	Loyola Marymount		9	0	
																		135	H	Loyola Chicago		7	0	
																		135	H	Loyola Chicago		10	2	
																		137	N	UTSA		3	2	
																		137	N	UTSA		7	6	
																		144	N	Michigan St.		4	6	
																		171	A	Fla. Atlantic		6	5	
																		172	H	Memphis		2	0	
																		172	H	Memphis		6	7	
																		172	H	Memphis		4	2	
																		174	A	Mississippi Val.		11	3	
																		209	A	Southern Miss.		6	3	
																		209	A	Southern Miss.		13	8	
																		209	A	Southern Miss.		6	1	
																		211	N	Florida A&M		11	6	
																		218	H	Austin Peay		8	0	
						LAST 10 GAMES																		
						172	H	Memphis		6	7	66	A	Arkansas		6	0							
						172	H	Memphis		2	0	209	A	Southern Miss.		6	3							
						172	H	Memphis		4	2	209	A	Southern Miss.		13	8							
						4	A	Texas		1	9	209	A	Southern Miss.		6	1							
						41	N	New Mexico		2	1	101	H	East Carolina		7	6							

Non-Div. I Games:

Tulsa

Average RPI Win:	141	WON-LOST	WINNING	LAST 10	STRENGTH OF	OPP. STRENGTH	TEAM	ADJ	CONF.	ADJ CONF.		
Average RPI Loss:	42	RECORD	PCT. RANK	GAMES	SCHEDULE	OF SCHEDULE	RPI	RPI	RPI	RPI		
DIV. I ONLY		26-13-0	.66667	48	5-5-0	65	47	38	.5863	37	2	2
DIV. I NON-CONF.		23-6-0	.7931	25	2-0-0	201	89	55	.56706	51	3	3
<hr/>												
TOTALS	RPI 1-25	RPI 26-50		W-L RECORDS		RPI 51-100		RPI 101-150		RPI 150+		
26-13-0	3-8-0	2-2-0		OVERALL		2-2-0		6-0-0		13-1-0		
20-6-0	1-2-0	2-2-0		HOME		2-1-0		4-0-0		11-1-0		
3-4-0	0-4-0	0-0-0		AWAY		0-0-0		2-0-0		1-0-0		
3-3-0	2-2-0	0-0-0		NEUTRAL		0-1-0		0-0-0		1-0-0		
23-6-0	2-2-0	0-1-0		NON-CONFERENCE		2-2-0		6-0-0		13-1-0		
17-3-0	0-0-0	0-1-0		HOME		2-1-0		4-0-0		11-1-0		
3-0-0	0-0-0	0-0-		AWAY		0-0-0		2-0-0		1-0-0		
3-3-0	2-2-0	0-0-0		NEUTRAL		0-1-0		0-0-0		1-0-0		
3-7-0	1-6-0	2-1-0		CONFERENCE		0-0-0		0-0-0		0-0-0		
3-3-0	1-2-0	2-1-0		HOME		0-0-0		0-0-0		0-0-0		
0-4-0	0-4-0	0-0-0		AWAY		0-0-0		0-0-0		0-0-0		
0-0-0	0-0-0	0-0-0		NEUTRAL		0-0-0		0-0-0		0-0-0		
RPI S	Opponent	Score	RPI S	Opponent	Score	RPI S	Opponent	Score	RPI S	Opponent	Score	
8 H	Oklahoma	0 5	35 H	Kansas	3 0	60 N	Illinois St.	4 6	103 H	North Texas	2 1	
8 H	Oklahoma	1 0	35 H	Kansas	1 6	66 H	Arkansas	1 5	103 H	North Texas	2 1	
8 H	Oklahoma	0 2	35 H	Kansas	6 1	73 H	North Dakota St.	1 0	103 H	North Texas	3 2	
9 N	Oregon	2 1	47 H	Texas St.	0 1	89 H	Iowa	4 0	117 A	A&M-Corpus Christi	3 0	
14 A	Missouri	1 6							117 A	A&M-Corpus Christi	6 1	
14 A	Missouri	0 7							137 H	UTSA	5 0	
14 A	Missouri	2 4							164 H	Louisiana Tech	3 1	
17 A	Texas A&M	1 6							164 H	Louisiana Tech	3 1	
20 N	UCLA	6 10							193 H	Texas-Arlington	11 0	
23 N	North Carolina	2 0							197 N	Wichita St.	5 1	
25 N	Syracuse	1 2							216 H	Buffalo	0 1	
									216 H	Buffalo	3 0	
									217 A	Belmont	10 5	
									219 H	Northwestern St.	3 0	
									219 H	Northwestern St.	3 0	
									221 H	Liberty	2 1	
									222 H	Stephen F. Austin	6 3	
									222 H	Stephen F. Austin	5 1	
									222 H	Stephen F. Austin	8 1	
									225 H	UTEP	11 1	
<hr/>												
LAST 10 GAMES												
35 H Kansas						1 6	14 A Missouri		0 7			
35 H Kansas						6 1	14 A Missouri		2 4			
35 H Kansas						3 0	14 A Missouri		1 6			
222 H Stephen F. Austin						5 1	17 A Texas A&M		1 6			
222 H Stephen F. Austin						8 1	8 H Oklahoma		1 0			

Non-Div. I Games:

Baylor

Average RPI Win:	102	WON-LOST RECORD	WINNING PCT. RANK	LAST 10 GAMES	STRENGTH OF SCHEDULE	OPP. STRENGTH OF SCHEDULE	TEAM RPI	ADJ RPI	CONF. RPI	ADJ CONF. RPI			
DIV. I ONLY		18-15-0	.54545 112	5-5-0	17	12	40	.58549 38	2	2			
DIV. I NON-CONF.		16-10-0	.61538 74	3-0-0	38	24	41	.58046 41	3	3			
<hr/>													
TOTALS	RPI 1-25	RPI 26-50		W-L RECORDS	RPI 51-100		RPI 101-150		RPI 150+				
18-15-0	2-7-0	5-5-0		OVERALL	2-3-0		6-0-0		3-0-0				
7-2-0	2-2-0	1-0-0		HOME	1-0-0		1-0-0		2-0-0				
3-4-0	0-0-0	2-4-0		AWAY	0-0-0		1-0-0		0-0-0				
8-9-0	0-5-0	2-1-0		NEUTRAL	1-3-0		4-0-0		1-0-0				
16-10-0	1-4-0	4-3-0		NON-CONFERENCE	2-3-0		6-0-0		3-0-0				
6-0-0	1-0-0	1-0-0		HOME	1-0-0		1-0-0		2-0-0				
2-2-0	0-0-0	1-0-		AWAY	0-0-0		1-0-0		0-0-0				
8-8-0	0-4-0	2-1-0		NEUTRAL	1-3-0		4-0-0		1-0-0				
2-5-0	1-3-0	1-2-0		CONFERENCE	0-0-0		0-0-0		0-0-0				
1-2-0	1-2-0	0-0-0		HOME	0-0-0		0-0-0		0-0-0				
1-2-0	0-0-0	1-2-0		AWAY	0-0-0		0-0-0		0-0-0				
0-1-0	0-1-0	0-0-0		NEUTRAL	0-0-0		0-0-0		0-0-0				
RPI S	Opponent	Score	RPI S	Opponent	Score	RPI S	Opponent	Score	RPI S	Opponent	Score		
2 N	Alabama	1 3	26 A	Auburn	0 8	58 N	Wisconsin	1 0	103 N	North Texas	2 0		
8 N	Oklahoma	0 4	29 N	Virginia Tech	0 3	68 N	Pacific	0 5	105 A	UC Santa Barbara	7 2		
9 N	Oregon	0 8	30 N	BYU	3 2	89 H	Iowa	6 5	117 N	A&M-Corpus Christi	6 1		
13 N	Arizona	0 8	35 A	Kansas	2 3	89 N	Iowa	3 5	117 N	A&M-Corpus Christi	4 0		
17 H	Texas A&M	4 0	35 A	Kansas	3 1	99 N	San Jose St.	0 1	135 H	Loyola Chicago	4 3		
17 H	Texas A&M	1 7	35 A	Kansas	0 1				150 N	Sam Houston St.	5 0		
17 H	Texas A&M	1 3	36 A	Tulsa	7 3				197 H	Wichita St.	2 1		
19 H	LSU	1 0	44 N	Northwestern	4 3				241 N	Jackson St.	2 1		
19 N	LSU	4 7	48 A	Houston	0 3				285 H	Ark.-Pine Bluff	12 2		
			49 H	Nebraska	2 0								
<hr/>													
LAST 10 GAMES													
241 N Jackson St.						2	1	35 A Kansas				3	1
17 H Texas A&M						1	7	35 A Kansas				2	3
17 H Texas A&M						4	0	35 A Kansas				0	1
17 H Texas A&M						1	3	58 N Wisconsin				1	0
8 N Oklahoma						0	4	105 A UC Santa Barbara				7	2

Non-Div. I Games:

Oklahoma St.

Average RPI Win:		123	WON-LOST RECORD		WINNING PCT. RANK		LAST 10 GAMES		STRENGTH OF SCHEDULE		OPP. STRENGTH OF SCHEDULE		TEAM RPI		ADJ RPI		CONF. RPI		ADJ CONF. RPI				
DIV. I ONLY			19-11-0		.63333 69		8-2-0		45		46		37		.58103 39		19		19				
DIV. I NON-CONF.			13-11-0		.54167 107		2-2-0		19		16		47		.57029 48		18		19				
TOTALS		RPI 1-25		RPI 26-50		W-L RECORDS		RPI 51-100		RPI 101-150		RPI 150+											
19-11-0		1-5-0		1-3-0		OVERALL		3-3-0		8-0-0		6-0-0											
4-0-0		0-0-0		0-0-0		HOME		0-0-0		2-0-0		2-0-0											
5-3-0		0-2-0		0-0-0		AWAY		1-1-0		2-0-0		2-0-0											
10-8-0		1-3-0		1-3-0		NEUTRAL		2-2-0		4-0-0		2-0-0											
13-11-0		1-5-0		1-3-0		NON-CONFERENCE		3-3-0		6-0-0		2-0-0											
2-0-0		0-0-0		0-0-0		HOME		0-0-0		2-0-0		0-0-0											
1-3-0		0-2-0		0-0-		AWAY		1-1-0		0-0-0		0-0-0											
10-8-0		1-3-0		1-3-0		NEUTRAL		2-2-0		4-0-0		2-0-0											
6-0-0		0-0-0		0-0-0		CONFERENCE		0-0-0		2-0-0		4-0-0											
2-0-0		0-0-0		0-0-0		HOME		0-0-0		0-0-0		2-0-0											
4-0-0		0-0-0		0-0-0		AWAY		0-0-0		2-0-0		2-0-0											
0-0-0		0-0-0		0-0-0		NEUTRAL		0-0-0		0-0-0		0-0-0											
RPI	S	Opponent		Score		RPI	S	Opponent		Score		RPI	S	Opponent		Score		RPI	S	Opponent		Score	
2	A	Alabama		0	8	32	N	Georgia Tech		1	0	61	N	Chattanooga		12	11	104	N	Maryland		16	6
7	N	Tennessee		0	5	43	N	UAB		0	19	65	A	FIU		3	1	104	N	Maryland		4	1
12	N	Louisville		0	2	43	N	UAB		2	3	83	A	Connecticut		3	5	108	H	Boston College		4	2
18	A	South Fla.		1	2	44	N	Northwestern		5	13	84	N	Illinois		2	7	112	N	Fla. Gulf Coast		2	1
21	N	Michigan		1	0							84	N	Illinois		4	1	119	H	Quinnipiac		1	0
22	N	DePaul		0	8							84	N	Illinois		2	4	125	A	Saint Louis		8	0
																		125	A	Saint Louis		5	0
																		144	N	Michigan St.		7	6
																		159	A	St. Bonaventure		10	0
																		159	A	St. Bonaventure		8	2
																		178	N	Northern Colo.		8	2
																		191	H	Dayton		3	1
																		191	H	Dayton		13	1
																		264	N	UNC Wilmington		5	1
LAST 10 GAMES																							
159 A St. Bonaventure						8 2						191 H Dayton						3 1					
159 A St. Bonaventure						10 0						119 H Quinnipiac						1 0					
108 H Boston College						4 2						125 A Saint Louis						5 0					
83 A Connecticut						3 5						125 A Saint Louis						8 0					
191 H Dayton						13 1						44 N Northwestern						5 13					

Non-Div. I Games:

Massachusetts

T
r
o
y

Troy				Through Games Of Through April 8, 2012																
Average RPI Win:		134	WON-LOST RECORD		WINNING PCT. RANK		LAST 10 GAMES		STRENGTH OF SCHEDULE		OPP. STRENGTH OF SCHEDULE		TEAM RPI		ADJ RPI		CONF. RPI		ADJ CONF. RPI	
DIV. I ONLY			23-14-0		.62162 76		3-7-0		37		93		41		.57948 40		8		8	
DIV. I NON-CONF.			18-6-0		.75 31		0-1-0		87		119		36		.58551 37		8		8	
TOTALS		RPI 1-25		RPI 26-50		W-L RECORDS		RPI 51-100		RPI 101-150		RPI 150+								
23-14-0		1-5-0		2-2-0		OVERALL		8-4-0		2-2-0		10-1-0								
6-5-0		1-3-0		1-1-0		HOME		3-1-0		0-0-0		1-0-0								
3-7-0		0-2-0		0-1-0		AWAY		2-2-0		1-2-0		0-0-0								
14-2-0		0-0-0		1-0-0		NEUTRAL		3-1-0		1-0-0		9-1-0								
18-6-0		0-3-0		2-1-0		NON-CONFERENCE		5-1-0		1-0-0		10-1-0								
3-1-0		0-1-0		1-0-0		HOME		1-0-0		0-0-0		1-0-0								
1-3-0		0-2-0		0-0-		AWAY		1-0-0		0-0-0		0-0-0								
14-2-0		0-0-0		1-0-0		NEUTRAL		3-1-0		1-0-0		9-1-0								
5-8-0		1-2-0		0-1-0		CONFERENCE		3-3-0		1-2-0		0-0-0								
3-4-0		1-2-0		0-1-0		HOME		2-1-0		0-0-0		0-0-0								
2-4-0		0-0-0		0-0-0		AWAY		1-2-0		1-2-0		0-0-0								
0-0-0		0-0-0		0-0-0		NEUTRAL		0-0-0		0-0-0		0-0-0								
RPI	S	Opponent	Score		RPI	S	Opponent	Score		RPI	S	Opponent	Score							
6	H	La.-Lafayette	1	9	26	H	Auburn	7	1	52	N	Purdue	4	10						
6	H	La.-Lafayette	1	9	35	N	Kansas	8	7	61	N	Chattanooga	6	0						
6	H	La.-Lafayette	9	4	43	A	UAB	0	1	61	N	Chattanooga	9	8						
14	H	Missouri	0	4	45	H	South Ala.	3	6	65	H	FIU	6	5						
19	A	LSU	3	6						65	H	FIU	6	1						
19	A	LSU	0	1						65	H	FIU	4	6						
										77	A	Western Ky.	9	1						
										77	A	Western Ky.	0	2						
										77	A	Western Ky.	0	8						
										78	A	Ole Miss	5	1						
										98	H	Ball St.	7	4						
										98	N	Ball St.	9	4						

T
r
o
y

Non-Div. I Games:

Troy

Average RPI Win:		146	WON-LOST RECORD		WINNING PCT. RANK	LAST 10 GAMES	STRENGTH OF SCHEDULE		OPP. STRENGTH OF SCHEDULE	TEAM RPI	ADJ RPI	CONF. RPI	ADJ CONF. RPI				
Average RPI Loss:		46															
DIV. I ONLY			24-10-0		.70588	35	6-4-0		106	56	44	.5785	41	6	6		
DIV. I NON-CONF.			24-10-0		.70588	47	6-4-0		109	50	46	.5785	42	6	6		
TOTALS		RPI 1-25		RPI 26-50		W-L RECORDS		RPI 51-100		RPI 101-150		RPI 150+					
24-10-0		2-3-0		3-3-0		OVERALL		0-3-0		5-0-0		14-1-0					
8-2-0		0-0-0		0-0-0		HOME		0-2-0		2-0-0		6-0-0					
2-6-0		0-3-0		0-2-0		AWAY		0-1-0		0-0-0		2-0-0					
14-2-0		2-0-0		3-1-0		NEUTRAL		0-0-0		3-0-0		6-1-0					
24-10-0		2-3-0		3-3-0		NON-CONFERENCE		0-3-0		5-0-0		14-1-0					
8-2-0		0-0-0		0-0-0		HOME		0-2-0		2-0-0		6-0-0					
2-6-0		0-3-0		0-0-		AWAY		0-1-0		0-0-0		2-0-0					
14-2-0		2-0-0		3-1-0		NEUTRAL		0-0-0		3-0-0		6-1-0					
0-0-0		0-0-0		0-0-0		CONFERENCE		0-0-0		0-0-0		0-0-0					
0-0-0		0-0-0		0-0-0		HOME		0-0-0		0-0-0		0-0-0					
0-0-0		0-0-0		0-0-0		AWAY		0-0-0		0-0-0		0-0-0					
0-0-0		0-0-0		0-0-0		NEUTRAL		0-0-0		0-0-0		0-0-0					
RPI	S	Opponent		Score		RPI	S	Opponent		Score		RPI	S	Opponent		Score	
4	A	Texas		1	2	27	N	Oregon St.		10	6	52	H	Purdue		6	10
4	A	Texas		3	7	28	A	Texas Tech		4	9	57	H	Utah		1	6
4	A	Texas		0	5	28	A	Texas Tech		5	8	88	A	New Mexico St.		6	8
9	N	Oregon		7	6	36	N	Tulsa		1	2						
17	N	Texas A&M		15	3	44	N	Northwestern		13	5						
						47	N	Texas St.		5	3						
						LAST 10 GAMES											
						165	A	Cal St. Northridge		12	10	4	A	Texas		1	2
						165	A	Cal St. Northridge		5	1	137	N	UTSA		8	0
								4 A Texas		0	5	177	N	Weber St.		12	1
						36	N	Tulsa		1	2	229	N	Seattle		8	5
								4 A Texas		3	7	177	N	Weber St.		13	5

Non-Div. I Games:

New Mexico

UAB

Average RPI Win:		104	WON-LOST RECORD		WINNING PCT. RANK		LAST 10 GAMES		STRENGTH OF SCHEDULE		OPP. STRENGTH OF SCHEDULE		TEAM RPI		ADJ RPI		CONF. RPI		ADJ CONF. RPI				
DIV. I ONLY			23-14-0		.62162 76		7-3-0		59		17		43		.57671 43		10		10				
DIV. I NON-CONF.			14-11-0		.56 100		1-0-0		21		7		44		.57813 43		10		10				
TOTALS		RPI 1-25		RPI 26-50		W-L RECORDS		RPI 51-100		RPI 101-150		RPI 150+											
23-14-0		0-4-0		6-4-0		OVERALL		4-3-0		9-3-0		4-0-0											
7-5-0		0-1-0		2-3-0		HOME		2-0-0		0-1-0		3-0-0											
8-3-0		0-1-0		2-1-0		AWAY		1-0-0		5-1-0		0-0-0											
8-6-0		0-2-0		2-0-0		NEUTRAL		1-3-0		4-1-0		1-0-0											
14-11-0		0-4-0		5-2-0		NON-CONFERENCE		4-3-0		4-2-0		1-0-0											
3-3-0		0-1-0		1-1-0		HOME		2-0-0		0-1-0		0-0-0											
3-2-0		0-1-0		2-0-		AWAY		1-0-0		0-0-0		0-0-0											
8-6-0		0-2-0		2-0-0		NEUTRAL		1-3-0		4-1-0		1-0-0											
9-3-0		0-0-0		1-2-0		CONFERENCE		0-0-0		5-1-0		3-0-0											
4-2-0		0-0-0		1-2-0		HOME		0-0-0		0-0-0		3-0-0											
5-1-0		0-0-0		0-0-0		AWAY		0-0-0		5-1-0		0-0-0											
0-0-0		0-0-0		0-0-0		NEUTRAL		0-0-0		0-0-0		0-0-0											
RPI	S	Opponent		Score		RPI	S	Opponent		Score		RPI	S	Opponent		Score							
2	A	Alabama		1	4	33	A	Mississippi St.		3	4	65	A	FIU		6	4	101	A	East Carolina	1	0	
2	H	Alabama		1	8	39	N	Massachusetts		19	0	77	N	Western Ky.		0	6	101	A	East Carolina	5	3	
12	N	Louisville		4	5	39	N	Massachusetts		3	2	77	N	Western Ky.		2	3	101	A	East Carolina	2	4	
13	N	Arizona		0	7	40	H	Troy		1	0	84	N	Illinois		0	1	104	N	Maryland	2	4	
						45	H	South Ala.		0	1	85	H	Kennesaw St.		4	0	110	A	Marshall	8	0	
						46	A	Kentucky		6	5	85	H	Kennesaw St.		6	1	110	A	Marshall	4	3	
						46	A	Kentucky		20	7	95	N	North Carolina St.		3	1	110	A	Marshall	3	2	
						48	H	Houston		3	2							134	N	UMKC	3	1	
						48	H	Houston		5	6							134	N	UMKC	5	1	
						48	H	Houston		1	2							143	H	Jacksonville St.	5	6	
																		144	N	Michigan St.	3	2	
																		147	N	Southern Utah	2	0	
																		172	H	Memphis	4	3	
																		172	H	Memphis	3	1	
																		172	H	Memphis	2	0	
																		201	N	North Dakota	9	8	
						LAST 10 GAMES																	
						101	A	East Carolina		2	4	48	H	Houston		3	2						
						101	A	East Carolina		5	3	48	H	Houston		1	2						
						101	A	East Carolina		1	0	110	A	Marshall		4	3						
						40	H	Troy		1	0	110	A	Marshall		3	2						
						48	H	Houston		5	6	110	A	Marshall		8	0						

Non-Div. I Games:

UAB

Average RPI Win:	113	WON-LOST	WINNING	LAST 10	STRENGTH OF	OPP. STRENGTH	TEAM	ADJ	CONF.	ADJ CONF.					
Average RPI Loss:	31	RECORD	PCT. RANK	GAMES	SCHEDULE	OF SCHEDULE	RPI	RPI	RPI	RPI					
DIV. I ONLY		16-20-0	.44444	170	5-5-0	5	23	49	.57528	44	5	5			
DIV. I NON-CONF.		12-15-0	.44444	161	1-1-0	1	11	39	.58725	36	5	5			
<hr/>															
TOTALS	RPI 1-25	RPI 26-50		W-L RECORDS		RPI 51-100		RPI 101-150		RPI 150+					
16-20-0	2-10-0	2-7-0		OVERALL		4-3-0		2-0-0		6-0-0					
3-1-0	0-0-0	0-0-0		HOME		2-1-0		0-0-0		1-0-0					
2-8-0	0-3-0	0-4-0		AWAY		2-1-0		0-0-0		0-0-0					
11-11-0	2-7-0	2-3-0		NEUTRAL		0-1-0		2-0-0		5-0-0					
<hr/>															
12-15-0	2-10-0	2-4-0		NON-CONFERENCE		0-1-0		2-0-0		6-0-0					
1-0-0	0-0-0	0-0-0		HOME		0-0-0		0-0-0		1-0-0					
0-4-0	0-3-0	0-0-		AWAY		0-0-0		0-0-0		0-0-0					
11-11-0	2-7-0	2-3-0		NEUTRAL		0-1-0		2-0-0		5-0-0					
<hr/>															
4-5-0	0-0-0	0-3-0		CONFERENCE		4-2-0		0-0-0		0-0-0					
2-1-0	0-0-0	0-0-0		HOME		2-1-0		0-0-0		0-0-0					
2-4-0	0-0-0	0-3-0		AWAY		2-1-0		0-0-0		0-0-0					
0-0-0	0-0-0	0-0-0		NEUTRAL		0-0-0		0-0-0		0-0-0					
<hr/>															
RPI	S	Opponent	Score	RPI	S	Opponent	Score	RPI	S	Opponent	Score	RPI	S	Opponent	Score
1	N	California	1 5	27	N	Oregon St.	3 5	58	A	Wisconsin	8 3	101	N	East Carolina	4 2
3	A	Arizona St.	5 10	28	N	Texas Tech	14 6	58	A	Wisconsin	10 6	131	N	Colorado St.	8 1
6	A	La.-Lafayette	4 6	31	A	Notre Dame	1 9	58	A	Wisconsin	4 12	164	N	Louisiana Tech	10 6
9	N	Oregon	6 10	38	N	Oklahoma St.	3 4	61	N	Chattanooga	2 6	170	N	LIU Brooklyn	4 3
11	N	Washington	3 10	39	N	Massachusetts	13 5	89	H	Iowa	12 6	173	N	Fairfield	12 1
14	N	Missouri	7 1	41	N	New Mexico	5 13	89	H	Iowa	7 6	209	N	Southern Miss.	7 2
15	N	Florida St.	0 1	49	A	Nebraska	6 9	89	H	Iowa	2 5	213	H	Ill.-Chicago	7 2
17	N	Texas A&M	6 3	49	A	Nebraska	6 7					255	N	Hartford	8 0
18	A	South Fla.	1 2	49	A	Nebraska	1 8								
23	N	North Carolina	0 5												
24	N	Stanford	0 1												
25	N	Syracuse	3 9												
<hr/>															
				LAST 10 GAMES											
				89 H Iowa				58 A Wisconsin				10 6			
				89 H Iowa				58 A Wisconsin				4 12			
				89 H Iowa				213 H Ill.-Chicago				7 2			
				31 A Notre Dame				49 A Nebraska				1 8			
				58 A Wisconsin				49 A Nebraska				6 7			

Non-Div. I Games:

Northwestern

Average RPI Win: 137		WON-LOST	WINNING	LAST 10	STRENGTH OF		OPP. STRENGTH	TEAM	ADJ	CONF.	ADJ CONF.
Average RPI Loss: 65		RECORD	PCT. RANK	GAMES	SCHEDULE		OF SCHEDULE	RPI	RPI	RPI	RPI
DIV. I ONLY		24-12-0	.66667	48	69		75	42	.57479	45	8
DIV. I NON-CONF.		13-7-0	.65	60	113		80	71	.55394	69	8
TOTALS		RPI 1-25	RPI 26-50		W-L RECORDS		RPI 51-100		RPI 101-150		RPI 150+
24-12-0		0-6-0	2-1-0		OVERALL		8-2-0		6-0-0		8-3-0
9-3-0		0-1-0	0-1-0		HOME		1-0-0		6-0-0		2-1-0
7-8-0		0-5-0	2-0-0		AWAY		2-1-0		0-0-0		3-2-0
8-1-0		0-0-0	0-0-0		NEUTRAL		5-1-0		0-0-0		3-0-0
13-7-0		0-3-0	1-1-0		NON-CONFERENCE		6-1-0		0-0-0		6-2-0
3-3-0		0-1-0	0-1-0		HOME		1-0-0		0-0-0		2-1-0
2-3-0		0-2-0	1-0-		AWAY		0-0-0		0-0-0		1-1-0
8-1-0		0-0-0	0-0-0		NEUTRAL		5-1-0		0-0-0		3-0-0
11-5-0		0-3-0	1-0-0		CONFERENCE		2-1-0		6-0-0		2-1-0
6-0-0		0-0-0	0-0-0		HOME		0-0-0		6-0-0		0-0-0
5-5-0		0-3-0	1-0-0		AWAY		2-1-0		0-0-0		2-1-0
0-0-0		0-0-0	0-0-0		NEUTRAL		0-0-0		0-0-0		0-0-0
RPI S	Opponent	Score	RPI S	Opponent	Score	RPI S	Opponent	Score	RPI S	Opponent	Score
2 H	Alabama	1 12	33 H	Mississippi St.	2 7	52 N	Purdue	7 5	123 H	Middle Tenn.	8 0
6 A	La.-Lafayette	0 2	40 A	Troy	6 3	60 N	Illinois St.	1 2	123 H	Middle Tenn.	4 3
6 A	La.-Lafayette	0 3	43 A	UAB	1 0	63 N	Southern Ill.	16 0	123 H	Middle Tenn.	3 2
6 A	La.-Lafayette	0 1				67 N	McNeese St.	3 0	149 H	La.-Monroe	9 1
19 A	LSU	4 5				71 H	Lipscomb	6 1	149 H	La.-Monroe	2 1
19 A	LSU	0 1				71 N	Lipscomb	9 2	149 H	La.-Monroe	7 2
						77 A	Western Ky.	5 1	171 A	Fla. Atlantic	3 4
						77 A	Western Ky.	2 1	171 A	Fla. Atlantic	8 3
						77 A	Western Ky.	4 5	171 A	Fla. Atlantic	3 1
						98 N	Ball St.	3 0	172 H	Memphis	1 3
									203 A	Samford	3 5
									205 N	Georgetown	8 0
									238 A	Nicholls St.	8 2
									238 H	Nicholls St.	10 1
									250 H	Southeastern La.	16 1
									250 N	Southeastern La.	8 1
									278 N	Alcorn St.	8 0
LAST 10 GAMES											
6 A	La.-Lafayette	0 3	123 H	Middle Tenn.	4 3						
6 A	La.-Lafayette	0 2	123 H	Middle Tenn.	3 2						
6 A	La.-Lafayette	0 1	40 A	Troy	6 3						
238 H	Nicholls St.	10 1	171 A	Fla. Atlantic	8 3						
123 H	Middle Tenn.	8 0	171 A	Fla. Atlantic	3 4						

Non-Div. I Games:

South Ala.

Kentucky

Average RPI Win:	116	WON-LOST RECORD	WINNING PCT. RANK	LAST 10 GAMES	STRENGTH OF SCHEDULE	OPP. STRENGTH OF SCHEDULE	TEAM RPI	ADJ RPI	CONF. RPI	ADJ CONF. RPI		
DIV. I ONLY		18-21-0	.46154	160	4-6-0	8	20	50	.57098	46	3	3
DIV. I NON-CONF.		13-14-0	.48148	140	0-2-0	35	52	82	.54028	84	2	2
<hr/>												
TOTALS	RPI 1-25	RPI 26-50		W-L RECORDS		RPI 51-100		RPI 101-150		RPI 150+		
18-21-0	1-12-0	3-3-0		OVERALL		6-3-0		2-3-0		6-0-0		
4-9-0	0-4-0	0-2-0		HOME		3-2-0		1-1-0		0-0-0		
5-9-0	1-7-0	2-1-0		AWAY		1-1-0		0-0-0		1-0-0		
9-3-0	0-1-0	1-0-0		NEUTRAL		2-0-0		1-2-0		5-0-0		
13-14-0	0-7-0	1-2-0		NON-CONFERENCE		4-2-0		2-3-0		6-0-0		
2-5-0	0-1-0	0-2-0		HOME		1-1-0		1-1-0		0-0-0		
2-6-0	0-5-0	0-0-		AWAY		1-1-0		0-0-0		1-0-0		
9-3-0	0-1-0	1-0-0		NEUTRAL		2-0-0		1-2-0		5-0-0		
5-7-0	1-5-0	2-1-0		CONFERENCE		2-1-0		0-0-0		0-0-0		
2-4-0	0-3-0	0-0-0		HOME		2-1-0		0-0-0		0-0-0		
3-3-0	1-2-0	2-1-0		AWAY		0-0-0		0-0-0		0-0-0		
0-0-0	0-0-0	0-0-0		NEUTRAL		0-0-0		0-0-0		0-0-0		
<hr/>												
RPI	S	Opponent	Score	RPI	S	Opponent	Score	RPI	S	Opponent	Score	
2	H	Alabama	1 9	26	A	Auburn	5 2	53	A	Ga. Southern	1 2	
2	H	Alabama	2 12	26	A	Auburn	1 2	68	N	Pacific	3 2	
2	H	Alabama	1 3	26	A	Auburn	8 4	74	N	North Florida	8 3	
6	A	La.-Lafayette	4 5	34	N	Radford	9 5	77	A	Western Ky.	4 2	
7	A	Tennessee	2 4	43	H	UAB	5 6	80	H	South Carolina	7 0	
7	A	Tennessee	5 3	43	H	UAB	7 20	80	H	South Carolina	10 5	
7	A	Tennessee	0 8					80	H	South Carolina	1 9	
12	A	Louisville	1 2					95	H	North Carolina St.	3 6	
12	H	Louisville	0 1					95	H	North Carolina St.	7 6	
20	A	UCLA	1 7									
20	A	UCLA	0 12									
20	A	UCLA	2 6									
21	N	Michigan	0 3									
<hr/>												
LAST 10 GAMES												
80	H	South Carolina	10 5	7	A	Tennessee	0 8					
80	H	South Carolina	7 0	7	A	Tennessee	5 3					
80	H	South Carolina	1 9	12	H	Louisville	0 1					
12	A	Louisville	1 2	26	A	Auburn	1 2					
7	A	Tennessee	2 4	26	A	Auburn	5 2					

Non-Div. I Games:

Kentucky

Average RPI Win:		146	WON-LOST RECORD		WINNING PCT. RANK		LAST 10 GAMES		STRENGTH OF SCHEDULE		OPP. STRENGTH OF SCHEDULE		TEAM RPI		ADJ RPI		CONF. RPI		ADJ CONF. RPI	
DIV. I ONLY			24-14-0		.63158 70		7-3-0		55		71		45		.57048 47		18		18	
DIV. I NON-CONF.			14-12-0		.53846 111		0-2-0		2		12		26		.59542 27		16		16	
TOTALS		RPI 1-25		RPI 26-50		W-L RECORDS		RPI 51-100		RPI 101-150		RPI 150+								
24-14-0		0-7-0		7-4-0		OVERALL		1-1-0		4-1-0		12-1-0								
11-1-0		0-0-0		0-0-0		HOME		1-1-0		2-0-0		8-0-0								
5-8-0		0-4-0		1-2-0		AWAY		0-0-0		1-1-0		3-1-0								
8-5-0		0-3-0		6-2-0		NEUTRAL		0-0-0		1-0-0		1-0-0								
14-12-0		0-7-0		7-4-0		NON-CONFERENCE		1-1-0		1-0-0		5-0-0								
5-1-0		0-0-0		0-0-0		HOME		1-1-0		0-0-0		4-0-0								
1-6-0		0-4-0		1-0-		AWAY		0-0-0		0-0-0		0-0-0								
8-5-0		0-3-0		6-2-0		NEUTRAL		0-0-0		1-0-0		1-0-0								
10-2-0		0-0-0		0-0-0		CONFERENCE		0-0-0		3-1-0		7-1-0								
6-0-0		0-0-0		0-0-0		HOME		0-0-0		2-0-0		4-0-0								
4-2-0		0-0-0		0-0-0		AWAY		0-0-0		1-1-0		3-1-0								
0-0-0		0-0-0		0-0-0		NEUTRAL		0-0-0		0-0-0		0-0-0								
RPI	S	Opponent		Score		RPI	S	Opponent		Score		RPI	S	Opponent		Score				
1	N	California		0	10	28	N	Texas Tech		0	6	81	H	Rutgers		1	2			
3	A	Arizona St.		0	9	28	N	Texas Tech		3	1	81	H	Rutgers		11	6			
4	A	Texas		0	7	30	N	BYU		6	2									
4	A	Texas		0	5	37	A	Baylor		1	0									
11	N	Washington		3	12	41	N	New Mexico		3	5									
17	A	Texas A&M		2	3	48	A	Houston		0	2									
25	N	Syracuse		0	4	48	A	Houston		3	4									
						48	N	Houston		5	4									
						48	N	Houston		5	0									
						49	N	Nebraska		5	1									
						49	N	Nebraska		2	1									
LAST 10 GAMES																				
						145	H	Central Ark.		2	0	238	A	Nicholls St.		3	0			
						145	H	Central Ark.		3	2	193	A	Texas-Arlington		4	0			
						48	A	Houston		0	2	193	A	Texas-Arlington		2	1			
						48	A	Houston		3	4	250	H	Southeastern La.		10	0			
						238	A	Nicholls St.		0	1	250	H	Southeastern La.		3	0			

Non-Div. I Games:

Texas St.

Average RPI Win: 128		WON-LOST RECORD		WINNING PCT. RANK		LAST 10 GAMES		STRENGTH OF SCHEDULE		OPP. STRENGTH OF SCHEDULE		TEAM RPI		ADJ RPI		CONF. RPI		ADJ CONF. RPI	
DIV. I ONLY		22-15-0		.59459 90		8-2-0		51		66		56		.56979 48		10		10	
DIV. I NON-CONF.		13-12-0		.52 124		2-1-0		14		40		48		.57263 46		10		10	
TOTALS		RPI 1-25		RPI 26-50		W-L RECORDS		RPI 51-100		RPI 101-150		RPI 150+							
22-15-0		1-4-0		5-4-0		OVERALL		1-2-0		7-5-0		8-0-0							
16-4-0		0-3-0		3-0-0		HOME		0-1-0		6-0-0		7-0-0							
4-7-0		1-1-0		2-1-0		AWAY		0-1-0		1-4-0		0-0-0							
2-4-0		0-0-0		0-3-0		NEUTRAL		1-0-0		0-1-0		1-0-0							
13-12-0		1-4-0		3-3-0		NON-CONFERENCE		1-2-0		6-3-0		2-0-0							
10-4-0		0-3-0		3-0-0		HOME		0-1-0		6-0-0		1-0-0							
1-4-0		1-1-0		0-0-		AWAY		0-1-0		0-2-0		0-0-0							
2-4-0		0-0-0		0-3-0		NEUTRAL		1-0-0		0-1-0		1-0-0							
9-3-0		0-0-0		2-1-0		CONFERENCE		0-0-0		1-2-0		6-0-0							
6-0-0		0-0-0		0-0-0		HOME		0-0-0		0-0-0		6-0-0							
3-3-0		0-0-0		2-1-0		AWAY		0-0-0		1-2-0		0-0-0							
0-0-0		0-0-0		0-0-0		NEUTRAL		0-0-0		0-0-0		0-0-0							
RPI	S	Opponent		Score		RPI	S	Opponent		Score		RPI	S	Opponent		Score			
4	H	Texas		4	15	38	H	Oklahoma St.		3	0	67	A	McNeese St.		5	6		
6	H	La.-Lafayette		7	12	43	A	UAB		2	1	67	H	McNeese St.		4	5		
6	H	La.-Lafayette		2	3	43	A	UAB		6	5	79	N	UNLV		11	7		
17	A	Texas A&M		3	2	43	A	UAB		2	3								
17	A	Texas A&M		2	3	47	H	Texas St.		2	0								
						47	H	Texas St.		4	3								
						47	N	Texas St.		4	5								
						47	N	Texas St.		0	5								
						49	N	Nebraska		0	2								
						LAST 10 GAMES													
						47	H	Texas St.		2	0	4	H	Texas		4	15		
						47	H	Texas St.		4	3	172	H	Memphis		8	0		
						43	A	UAB		6	5	172	H	Memphis		8	0		
						43	A	UAB		2	3	172	H	Memphis		5	1		
						43	A	UAB		2	1	225	H	UTEP		13	4		

Non-Div. I Games:

Houston

Average RPI Win:	132	WON-LOST RECORD	WINNING PCT. RANK	LAST 10 GAMES	STRENGTH OF SCHEDULE	OPP. STRENGTH OF SCHEDULE	TEAM RPI	ADJ RPI	CONF. RPI	ADJ CONF. RPI		
DIV. I ONLY		24-14-0	.63158	70	8-2-0	87	27	57	.56966	49	5	5
DIV. I NON-CONF.		17-12-0	.58621	89	1-0-0	93	30	78	.55171	74	5	5
<hr/>												
TOTALS	RPI 1-25	RPI 26-50		W-L RECORDS		RPI 51-100		RPI 101-150		RPI 150+		
24-14-0	2-6-0	4-5-0		OVERALL		6-2-0		3-0-0		9-1-0		
10-0-0	0-0-0	3-0-0		HOME		3-0-0		0-0-0		4-0-0		
3-5-0	0-2-0	0-1-0		AWAY		3-2-0		0-0-0		0-0-0		
11-9-0	2-4-0	1-4-0		NEUTRAL		0-0-0		3-0-0		5-1-0		
17-12-0	2-6-0	1-5-0		NON-CONFERENCE		2-0-0		3-0-0		9-1-0		
4-0-0	0-0-0	0-0-0		HOME		0-0-0		0-0-0		4-0-0		
2-3-0	0-2-0	0-0-		AWAY		2-0-0		0-0-0		0-0-0		
11-9-0	2-4-0	1-4-0		NEUTRAL		0-0-0		3-0-0		5-1-0		
7-2-0	0-0-0	3-0-0		CONFERENCE		4-2-0		0-0-0		0-0-0		
6-0-0	0-0-0	3-0-0		HOME		3-0-0		0-0-0		0-0-0		
1-2-0	0-0-0	0-0-0		AWAY		1-2-0		0-0-0		0-0-0		
0-0-0	0-0-0	0-0-0		NEUTRAL		0-0-0		0-0-0		0-0-0		
RPI S	Opponent	Score		RPI S	Opponent	Score		RPI S	Opponent	Score		
4 N	Texas	0	3	27 N	Oregon St.	3	11	72 A	Minnesota	7	13	
9 N	Oregon	2	4	32 N	Georgia Tech	5	6	72 A	Minnesota	5	4	
11 N	Washington	0	4	38 A	Oklahoma St.	0	2	72 A	Minnesota	5	8	
11 N	Washington	3	6	44 H	Northwestern	9	6	84 H	Illinois	4	1	
13 N	Arizona	11	10	44 H	Northwestern	7	6	84 H	Illinois	5	1	
14 N	Missouri	6	4	44 H	Northwestern	8	1	84 H	Illinois	11	0	
17 A	Texas A&M	0	6	47 N	Texas St.	1	5	88 A	New Mexico St.	10	2	
17 A	Texas A&M	1	4	47 N	Texas St.	1	2	88 A	New Mexico St.	15	2	
				48 N	Houston	2	0					

Non-Div. I Games:

Nebraska

Average RPI Win:		131	WON-LOST RECORD		WINNING PCT. RANK	LAST 10 GAMES	STRENGTH OF SCHEDULE		OPP. STRENGTH OF SCHEDULE	TEAM RPI	ADJ RPI	CONF. RPI	ADJ CONF. RPI
Average RPI Loss:		104											
DIV. I ONLY			22-12-0		.64706 60	6-4-0	62		117	52	.568 51	17	17
DIV. I NON-CONF.			16-10-0		.61538 74	0-2-0	42		106	52	.56771 50	20	20
TOTALS		RPI 1-25	RPI 26-50		W-L RECORDS		RPI 51-100		RPI 101-150		RPI 150+		
22-12-0		2-2-0	0-0-0		OVERALL		5-5-0		5-2-0		10-3-0		
5-3-0		0-0-0	0-0-0		HOME		0-0-0		2-2-0		3-1-0		
3-1-0		0-0-0	0-0-0		AWAY		0-1-0		0-0-0		3-0-0		
14-8-0		2-2-0	0-0-0		NEUTRAL		5-4-0		3-0-0		4-2-0		
16-10-0		2-2-0	0-0-0		NON-CONFERENCE		5-5-0		4-0-0		5-3-0		
1-1-0		0-0-0	0-0-0		HOME		0-0-0		1-0-0		0-1-0		
1-1-0		0-0-0	0-0-		AWAY		0-1-0		0-0-0		1-0-0		
14-8-0		2-2-0	0-0-0		NEUTRAL		5-4-0		3-0-0		4-2-0		
6-2-0		0-0-0	0-0-0		CONFERENCE		0-0-0		1-2-0		5-0-0		
4-2-0		0-0-0	0-0-0		HOME		0-0-0		1-2-0		3-0-0		
2-0-0		0-0-0	0-0-0		AWAY		0-0-0		0-0-0		2-0-0		
0-0-0		0-0-0	0-0-0		NEUTRAL		0-0-0		0-0-0		0-0-0		
RPI S	Opponent	Score	RPI S	Opponent	Score	RPI S	Opponent	Score	RPI S	Opponent	Score		
6 N	La.-Lafayette	1 5				60 N	Illinois St.	8 12	104 N	Maryland	1 0		
12 N	Louisville	0 2				64 N	Miami (OH)	2 1	108 H	Boston College	1 0		
18 N	South Fla.	5 3				74 N	North Florida	1 3	114 H	Stony Brook	0 1		
25 N	Syracuse	1 0				75 N	S.C. Upstate	4 2	114 H	Stony Brook	3 4		
						82 N	UNI	0 1	114 H	Stony Brook	8 3		
						83 A	Connecticut	0 3	130 N	Northern Ill.	2 0		
						84 N	Illinois	4 5	139 N	Murray St.	3 1		
						84 N	Illinois	8 1	153 H	Binghamton	3 0		
						87 N	Coastal Caro.	7 1	153 H	Binghamton	5 4		
						92 N	Fordham	4 3	153 H	Binghamton	4 3		
									157 N	Bradley	5 3		
									170 N	LIU Brooklyn	3 4		
									172 N	Memphis	7 3		
									182 N	Winthrop	3 0		
									200 N	East Tenn. St.	3 7		
									202 A	Maine	2 1		
									202 A	Maine	6 1		
									211 N	Florida A&M	3 2		
									246 A	Bryant	13 3		
									246 H	Bryant	2 3		
			LAST 10 GAMES										
			202 A	Maine	6 1	114 H	Stony Brook	0 1					
			202 A	Maine	2 1	83 A	Connecticut	0 3					
			246 H	Bryant	2 3	153 H	Binghamton	3 0					
			114 H	Stony Brook	8 3	153 H	Binghamton	5 4					
			114 H	Stony Brook	3 4	153 H	Binghamton	4 3					

Non-Div. I Games:

Boston U.

Average RPI Win: 126		WON-LOST RECORD	WINNING PCT. RANK	LAST 10 GAMES	STRENGTH OF SCHEDULE	OPP. STRENGTH OF SCHEDULE	TEAM RPI	ADJ RPI		CONF. RPI	ADJ CONF. RPI						
Average RPI Loss: 54																	
DIV. I ONLY		24-12-0	.66667	48	7-3-0	94	44	48	.56769	52	5	5					
DIV. I NON-CONF.		17-10-0	.62963	69	2-1-0	33	68	40	.57767	45	5	5					
<hr/>																	
TOTALS		RPI 1-25		RPI 26-50		W-L RECORDS		RPI 51-100		RPI 101-150		RPI 150+					
24-12-0		0-3-0		2-3-0		OVERALL		10-5-0		5-1-0		7-0-0					
7-1-0		0-0-0		0-1-0		HOME		3-0-0		3-0-0		1-0-0					
6-4-0		0-0-0		1-0-0		AWAY		4-4-0		0-0-0		1-0-0					
11-7-0		0-3-0		1-2-0		NEUTRAL		3-1-0		2-1-0		5-0-0					
<hr/>																	
17-10-0		0-3-0		2-3-0		NON-CONFERENCE		6-3-0		2-1-0		7-0-0					
1-1-0		0-0-0		0-1-0		HOME		0-0-0		0-0-0		1-0-0					
5-2-0		0-0-0		1-0-		AWAY		3-2-0		0-0-0		1-0-0					
11-7-0		0-3-0		1-2-0		NEUTRAL		3-1-0		2-1-0		5-0-0					
<hr/>																	
7-2-0		0-0-0		0-0-0		CONFERENCE		4-2-0		3-0-0		0-0-0					
6-0-0		0-0-0		0-0-0		HOME		3-0-0		3-0-0		0-0-0					
1-2-0		0-0-0		0-0-0		AWAY		1-2-0		0-0-0		0-0-0					
0-0-0		0-0-0		0-0-0		NEUTRAL		0-0-0		0-0-0		0-0-0					
<hr/>																	
RPI	S	Opponent		Score		RPI	S	Opponent		Score		RPI	S	Opponent		Score	
1	N	California		1	9	30	N	BYU		1	14	55	A	San Diego St.		6	5
9	N	Oregon		1	8	31	H	Notre Dame		6	8	55	N	San Diego St.		2	1
9	N	Oregon		1	9	40	N	Troy		10	4	56	A	Fresno St.		1	6
						41	A	New Mexico		10	6	56	A	Fresno St.		2	5
						45	N	South Ala.		5	7	61	A	Chattanooga		6	0
												79	N	UNLV		2	6
												90	A	Indiana		5	9
												90	A	Indiana		11	2
												90	A	Indiana		2	3
												91	H	Penn St.		2	1
												91	H	Penn St.		7	0
												91	H	Penn St.		5	0
												95	N	North Carolina St.		7	5
												97	N	Longwood		8	0
												100	A	Valparaiso		4	3
<hr/>																	
LAST 10 GAMES																	
						90	A	Indiana		11	2	91	H	Penn St.		5	0
						90	A	Indiana		5	9	91	H	Penn St.		7	0
						90	A	Indiana		2	3	91	H	Penn St.		2	1
						31	H	Notre Dame		6	8	100	A	Valparaiso		4	3
						235	H	IUPUI		9	1	144	H	Michigan St.		2	0

Non-Div. I Games:

Purdue

Average RPI Win:		155	WON-LOST RECORD		WINNING PCT. RANK		LAST 10 GAMES		STRENGTH OF SCHEDULE		OPP. STRENGTH OF SCHEDULE		TEAM RPI		ADJ RPI		CONF. RPI		ADJ CONF. RPI					
DIV. I ONLY			25-12-0		.67568		46		8-2-0		86		80		47		.56681		53		15		15	
DIV. I NON-CONF.			14-11-0		.56		100		3-1-0		25		71		56		.56271		58		15		15	
TOTALS		RPI 1-25		RPI 26-50				W-L RECORDS				RPI 51-100				RPI 101-150				RPI 150+				
25-12-0		0-4-0		1-1-0				OVERALL				9-5-0				1-2-0				14-0-0				
11-4-0		0-0-0		1-1-0				HOME				4-3-0				1-0-0				5-0-0				
11-5-0		0-4-0		0-0-0				AWAY				5-1-0				0-0-0				6-0-0				
3-3-0		0-0-0		0-0-0				NEUTRAL				0-1-0				0-2-0				3-0-0				
14-11-0		0-4-0		1-1-0				NON-CONFERENCE				7-4-0				1-2-0				5-0-0				
6-3-0		0-0-0		1-1-0				HOME				2-2-0				1-0-0				2-0-0				
5-5-0		0-4-0		0-0-				AWAY				5-1-0				0-0-0				0-0-0				
3-3-0		0-0-0		0-0-0				NEUTRAL				0-1-0				0-2-0				3-0-0				
11-1-0		0-0-0		0-0-0				CONFERENCE				2-1-0				0-0-0				9-0-0				
5-1-0		0-0-0		0-0-0				HOME				2-1-0				0-0-0				3-0-0				
6-0-0		0-0-0		0-0-0				AWAY				0-0-0				0-0-0				6-0-0				
0-0-0		0-0-0		0-0-0				NEUTRAL				0-0-0				0-0-0				0-0-0				
RPI	S	Opponent		Score		RPI	S	Opponent		Score		RPI	S	Opponent		Score		RPI	S	Opponent		Score		
7	A	Tennessee		0	7	34	H	Radford		4	6	58	N	Wisconsin		2	3	110	N	Marshall		1	4	
7	A	Tennessee		0	9	46	H	Kentucky		2	1	61	H	Chattanooga		2	0	110	N	Marshall		1	4	
16	A	Georgia		0	1							61	H	Chattanooga		4	9	143	H	Jacksonville St.		7	4	
18	A	South Fla.		0	2							61	H	Chattanooga		6	2	186	N	Drake		2	0	
												69	H	Georgia St.		4	1	194	A	UNC Greensboro		9	3	
												69	H	Georgia St.		0	1	194	A	UNC Greensboro		10	2	
												74	H	North Florida		1	4	194	A	UNC Greensboro		4	2	
												85	A	Kennesaw St.		10	4	195	H	Western Caro.		3	2	
												85	A	Kennesaw St.		5	1	195	H	Western Caro.		3	2	
												85	A	Kennesaw St.		9	0	195	H	Western Caro.		5	1	
												86	A	Mercer		5	2	203	A	Samford		12	3	
												86	A	Mercer		2	3	203	A	Samford		6	3	
												87	A	Coastal Caro.		5	2	203	A	Samford		2	1	
												96	H	Albany (NY)		6	0	227	N	George Washington		11	1	
																		251	H	La Salle		6	0	
																		251	H	La Salle		8	0	
																		273	N	George Mason		10	1	
LAST 10 GAMES																								
						194	A	UNC Greensboro		10	2	61	H	Chattanooga		2	0							
						194	A	UNC Greensboro		9	3	16	A	Georgia		0	1							
						194	A	UNC Greensboro		4	2	85	A	Kennesaw St.		9	0							
						61	H	Chattanooga		6	2	85	A	Kennesaw St.		10	4							
						61	H	Chattanooga		4	9	85	A	Kennesaw St.		5	1							

Non-Div. I Games:

Ga. Southern

Average RPI Win:		112	WON-LOST		WINNING		LAST 10		STRENGTH OF		OPP. STRENGTH		TEAM	ADJ		CONF.		ADJ CONF.						
Average RPI Loss:		49	RECORD		PCT. RANK		GAMES		SCHEDULE		OF SCHEDULE		RPI	RPI		RPI		RPI						
DIV. I ONLY			18-19-0		.48649		144		3-7-0		16		20		58		.56566		55		6		6	
DIV. I NON-CONF.			18-19-0		.48649		137		3-7-0		15		13		59		.56566		54		6		6	
TOTALS		RPI 1-25		RPI 26-50				W-L RECORDS				RPI 51-100				RPI 101-150				RPI 150+				
18-19-0		0-10-0		5-1-0				OVERALL				3-5-0				4-1-0				6-2-0				
7-3-0		0-1-0		4-0-0				HOME				0-2-0				2-0-0				1-0-0				
0-3-0		0-2-0		0-0-0				AWAY				0-1-0				0-0-0				0-0-0				
11-13-0		0-7-0		1-1-0				NEUTRAL				3-2-0				2-1-0				5-2-0				
18-19-0		0-10-0		5-1-0				NON-CONFERENCE				3-5-0				4-1-0				6-2-0				
7-3-0		0-1-0		4-0-0				HOME				0-2-0				2-0-0				1-0-0				
0-3-0		0-2-0		0-0-				AWAY				0-1-0				0-0-0				0-0-0				
11-13-0		0-7-0		1-1-0				NEUTRAL				3-2-0				2-1-0				5-2-0				
0-0-0		0-0-0		0-0-0				CONFERENCE				0-0-0				0-0-0				0-0-0				
0-0-0		0-0-0		0-0-0				HOME				0-0-0				0-0-0				0-0-0				
0-0-0		0-0-0		0-0-0				AWAY				0-0-0				0-0-0				0-0-0				
0-0-0		0-0-0		0-0-0				NEUTRAL				0-0-0				0-0-0				0-0-0				
RPI	S	Opponent		Score		RPI	S	Opponent		Score		RPI	S	Opponent		Score		RPI	S	Opponent		Score		
1	N	California		0	12	27	H	Oregon St.		7	6	52	H	Purdue		5	6	111	N	Iowa St.		4	6	
4	N	Texas		1	2	28	N	Texas Tech		4	5	52	N	Purdue		1	2	116	N	Portland St.		7	3	
7	N	Tennessee		5	6	30	H	BYU		1	0	56	N	Fresno St.		1	4	119	H	Quinnipiac		4	1	
8	N	Oklahoma		0	5	31	H	Notre Dame		8	3	57	N	Utah		14	2	120	H	UC Davis		3	0	
9	N	Oregon		0	6	32	N	Georgia Tech		3	2	68	A	Pacific		1	3	146	N	Long Beach St.		7	1	
9	N	Oregon		4	5	42	H	UCF		3	2	83	N	Connecticut		8	3	158	N	Butler		10	2	
13	A	Arizona		6	8							88	N	New Mexico St.		6	0	163	N	Nevada		2	5	
13	A	Arizona		0	8							94	H	Harvard		3	6	165	N	Cal St. Northridge		7	1	
20	H	UCLA		0	1													166	N	Charlotte		9	0	
24	N	Stanford		3	8													181	N	St. Mary's (CA)		5	0	
																		190	N	Saint Joseph's		1	3	
																		202	H	Maine		8	0	
																		245	N	Princeton		3	2	
LAST 10 GAMES																								
13	A	Arizona		6	8	52	H	Purdue		5	6													
13	A	Arizona		0	8	94	H	Harvard		3	6													
181	N	St. Mary's (CA)		5	0	119	H	Quinnipiac		4	1													
245	N	Princeton		3	2	9	N	Oregon		0	6													
68	A	Pacific		1	3	52	N	Purdue		1	2													

Non-Div. I Games:

San Diego St.

Average RPI Win:		130	WON-LOST RECORD		WINNING PCT. RANK		LAST 10 GAMES		STRENGTH OF SCHEDULE		OPP. STRENGTH OF SCHEDULE		TEAM RPI		ADJ RPI		CONF. RPI		ADJ CONF. RPI	
DIV. I ONLY			27-15-0		.64286 62		7-3-0		103		50		62		.56478 56		9		9	
DIV. I NON-CONF.			20-14-0		.58824 88		1-2-0		71		38		69		.55947 63		9		9	
TOTALS		RPI 1-25		RPI 26-50		W-L RECORDS		RPI 51-100		RPI 101-150		RPI 150+								
27-15-0		1-6-0		3-0-0		OVERALL		6-4-0		2-3-0		15-2-0								
19-6-0		0-2-0		2-0-0		HOME		5-2-0		1-2-0		11-0-0								
2-1-0		0-0-0		0-0-0		AWAY		0-0-0		0-0-0		2-1-0								
6-8-0		1-4-0		1-0-0		NEUTRAL		1-2-0		1-1-0		2-1-0								
20-14-0		1-6-0		1-0-0		NON-CONFERENCE		6-4-0		2-3-0		10-1-0								
14-6-0		0-2-0		0-0-0		HOME		5-2-0		1-2-0		8-0-0								
0-0-0		0-0-0		0-0-		AWAY		0-0-0		0-0-0		0-0-0								
6-8-0		1-4-0		1-0-0		NEUTRAL		1-2-0		1-1-0		2-1-0								
7-1-0		0-0-0		2-0-0		CONFERENCE		0-0-0		0-0-0		5-1-0								
5-0-0		0-0-0		2-0-0		HOME		0-0-0		0-0-0		3-0-0								
2-1-0		0-0-0		0-0-0		AWAY		0-0-0		0-0-0		2-1-0								
0-0-0		0-0-0		0-0-0		NEUTRAL		0-0-0		0-0-0		0-0-0								
RPI	S	Opponent		Score		RPI	S	Opponent		Score		RPI	S	Opponent		Score				
1	H	California		5	8	30	H	BYU		3	1	52	H	Purdue		5	2			
3	N	Arizona St.		0	4	30	H	BYU		10	9	52	H	Purdue		6	1			
6	N	La.-Lafayette		1	9	50	N	Virginia		1	0	55	N	San Diego St.		4	1			
9	H	Oregon		4	5							70	N	Ohio St.		0	3			
13	N	Arizona		0	9							73	H	North Dakota St.		1	0			
20	N	UCLA		6	3							79	H	UNLV		5	8			
22	N	DePaul		0	4							79	H	UNLV		2	12			
												83	H	Connecticut		8	3			
												83	H	Connecticut		6	1			
												89	N	Iowa		1	7			
														105 H UC Santa Barbara		2	1			
														111 N Iowa St.		3	0			
														118 N San Diego		4	6			
														138 H Sacramento St.		1	2			
														146 H Long Beach St.		1	4			
														154 H Cal St. Fullerton		2	0			
														154 H Cal St. Fullerton		8	0			
														158 H Butler		12	1			
														158 H Butler		9	1			
														162 H UC Riverside		7	3			
														163 A Nevada		3	0			
														163 A Nevada		7	3			
														163 A Nevada		3	4			
														165 N Cal St. Northridge		5	8			
														166 N Charlotte		5	1			
														187 H Utah St.		4	0			
														187 H Utah St.		5	2			
														187 H Utah St.		8	0			
														190 N Saint Joseph's		3	0			
														233 H Toledo		9	1			
														256 H Santa Clara		7	0			
														256 H Santa Clara		8	0			
LAST 10 GAMES																				
				187 H	Utah St.	5	2	30 H	BYU	10	9									
				187 H	Utah St.	8	0	30 H	BYU	3	1									
				187 H	Utah St.	4	0	105 H	UC Santa Barbara	2	1									
				79 H	UNLV	2	12	163 A	Nevada	7	3									
				79 H	UNLV	5	8	163 A	Nevada	3	4									

Non-Div. I Games:

Fresno St.

Average RPI Win: 177		WON-LOST	WINNING	LAST 10	STRENGTH OF		OPP. STRENGTH	TEAM	ADJ		CONF.	ADJ CONF.
Average RPI Loss: 46		RECORD	PCT. RANK	GAMES	SCHEDULE		OF SCHEDULE	RPI	RPI		RPI	RPI
DIV. I ONLY		23-12-0	.65714	56	3-7-0		75	101	53		.56436	57
DIV. I NON-CONF.		23-6-0	.7931	25	3-1-0		202	169	63		.55645	64
TOTALS		RPI 1-25	RPI 26-50		W-L RECORDS		RPI 51-100		RPI 101-150		RPI 150+	
23-12-0		0-7-0	1-0-0		OVERALL		2-1-0		4-4-0		16-0-0	
3-4-0		0-4-0	0-0-0		HOME		0-0-0		2-0-0		1-0-0	
3-3-0		0-3-0	1-0-0		AWAY		0-0-0		0-0-0		2-0-0	
17-5-0		0-0-0	0-0-0		NEUTRAL		2-1-0		2-4-0		13-0-0	
23-6-0		0-1-0	1-0-0		NON-CONFERENCE		2-1-0		4-4-0		16-0-0	
3-1-0		0-1-0	0-0-0		HOME		0-0-0		2-0-0		1-0-0	
3-0-0		0-0-0	1-0-		AWAY		0-0-0		0-0-0		2-0-0	
17-5-0		0-0-0	0-0-0		NEUTRAL		2-1-0		2-4-0		13-0-0	
0-6-0		0-6-0	0-0-0		CONFERENCE		0-0-0		0-0-0		0-0-0	
0-3-0		0-3-0	0-0-0		HOME		0-0-0		0-0-0		0-0-0	
0-3-0		0-3-0	0-0-0		AWAY		0-0-0		0-0-0		0-0-0	
0-0-0		0-0-0	0-0-0		NEUTRAL		0-0-0		0-0-0		0-0-0	
RPI S	Opponent	Score	RPI S	Opponent	Score	RPI S	Opponent	Score	RPI S	Opponent	Score	
1 H	California	3 11	41 A	New Mexico	6 1	55 N	San Diego St.	2 14	105 N	UC Santa Barbara	5 6	
1 H	California	0 10				90 N	Indiana	7 2	106 N	Western Mich.	5 0	
1 H	California	3 12				99 N	San Jose St.	3 1	112 N	Fla. Gulf Coast	0 2	
10 H	Hawaii	3 7							114 N	Stony Brook	0 1	
11 A	Washington	1 6							116 N	Portland St.	3 1	
11 A	Washington	1 5							116 N	Portland St.	0 2	
11 A	Washington	1 3							147 H	Southern Utah	18 2	
									147 H	Southern Utah	8 3	
									162 N	UC Riverside	9 1	
									165 N	Cal St. Northridge	12 2	
									175 N	CSU Bakersfield	5 2	
									187 H	Utah St.	7 0	
									194 A	UNC Greensboro	3 1	
									201 N	North Dakota	18 2	
									201 N	North Dakota	4 3	
									205 N	Georgetown	5 1	
									206 N	Colgate	2 1	
									206 N	Colgate	8 0	
									208 N	Drexel	4 0	
									208 N	Drexel	8 2	
									243 N	Rider	14 2	
									243 N	Rider	9 2	
									244 A	Idaho St.	10 2	
									279 N	Howard	5 1	
LAST 10 GAMES												
1 H	California	3 12	187 H	Utah St.	7 0							
1 H	California	3 11	11 A	Washington	1 3							
1 H	California	0 10	11 A	Washington	1 6							
10 H	Hawaii	3 7	11 A	Washington	1 5							
244 A	Idaho St.	10 2	147 H	Southern Utah	18 2							

Non-Div. I Games:

Utah

Average RPI Win:		114	WON-LOST RECORD		WINNING PCT. RANK		LAST 10 GAMES		STRENGTH OF SCHEDULE		OPP. STRENGTH OF SCHEDULE		TEAM RPI	ADJ RPI		CONF. RPI	ADJ CONF. RPI
DIV. I ONLY			20-12-0		.625 74		8-2-0		77		45		55	.56369 58		5	5
DIV. I NON-CONF.			14-9-0		.6087 79		3-0-0		54		72		58	.56054 61		5	5
TOTALS		RPI 1-25		RPI 26-50		W-L RECORDS		RPI 51-100		RPI 101-150		RPI 150+					
20-12-0		0-3-0		1-4-0		OVERALL		8-3-0		6-2-0		5-0-0					
4-2-0		0-0-0		1-2-0		HOME		3-0-0		0-0-0		0-0-0					
10-2-0		0-1-0		0-0-0		AWAY		2-1-0		4-0-0		4-0-0					
6-8-0		0-2-0		0-2-0		NEUTRAL		3-2-0		2-2-0		1-0-0					
14-9-0		0-3-0		0-2-0		NON-CONFERENCE		3-2-0		6-2-0		5-0-0					
0-0-0		0-0-0		0-0-0		HOME		0-0-0		0-0-0		0-0-0					
8-1-0		0-1-0		0-0-		AWAY		0-0-0		4-0-0		4-0-0					
6-8-0		0-2-0		0-2-0		NEUTRAL		3-2-0		2-2-0		1-0-0					
6-3-0		0-0-0		1-2-0		CONFERENCE		5-1-0		0-0-0		0-0-0					
4-2-0		0-0-0		1-2-0		HOME		3-0-0		0-0-0		0-0-0					
2-1-0		0-0-0		0-0-0		AWAY		2-1-0		0-0-0		0-0-0					
0-0-0		0-0-0		0-0-0		NEUTRAL		0-0-0		0-0-0		0-0-0					
RPI	S	Opponent		Score		RPI	S	Opponent		Score		RPI	S	Opponent		Score	
15	N	Florida St.		2	6	35	N	Kansas		0	4	53	N	Ga. Southern		3	2
15	N	Florida St.		1	2	38	N	Oklahoma St.		0	1	63	N	Southern Ill.		12	3
18	A	South Fla.		0	5	44	H	Northwestern		6	10	66	N	Arkansas		1	5
						44	H	Northwestern		3	8	72	H	Minnesota		3	0
						44	H	Northwestern		12	4	72	H	Minnesota		5	1
												72	H	Minnesota		11	10
												83	N	Connecticut		5	3
												89	A	Iowa		5	4
												89	A	Iowa		3	4
												89	A	Iowa		1	0
												99	N	San Jose St.		0	9
														213 A Ill.-Chicago		5	0
														44 H Northwestern		3	8
														44 H Northwestern		6	10
														44 H Northwestern		12	4
														89 A Iowa		5	4
														213 A Ill.-Chicago		5	0
														44 H Northwestern		3	8
														44 H Northwestern		6	10
														44 H Northwestern		12	4
														89 A Iowa		5	4

Non-Div. I Games:

Wisconsin

Average RPI Win:		137	WON-LOST		WINNING		LAST 10		STRENGTH OF		OPP. STRENGTH		TEAM		ADJ		CONF.		ADJ CONF.	
Average RPI Loss:		56	RECORD		PCT. RANK		GAMES		SCHEDULE		OF SCHEDULE		RPI		RPI		RPI		RPI	
DIV. I ONLY			20-17-0		.54054		119		5-5-0		30		69		54		.56197		59	
DIV. I NON-CONF.			17-11-0		.60714		80		2-2-0		77		63		65		.55418		68	
TOTALS		RPI 1-25		RPI 26-50		W-L RECORDS		RPI 51-100		RPI 101-150		RPI 150+								
20-17-0		0-9-0		0-2-0		OVERALL		8-3-0		2-1-0		10-2-0								
2-5-0		0-3-0		0-0-0		HOME		0-0-0		1-1-0		1-1-0								
5-6-0		0-4-0		0-0-0		AWAY		2-1-0		0-0-0		3-1-0								
13-6-0		0-2-0		0-2-0		NEUTRAL		6-2-0		1-0-0		6-0-0								
17-11-0		0-3-0		0-2-0		NON-CONFERENCE		8-3-0		2-1-0		7-2-0								
2-2-0		0-0-0		0-0-0		HOME		0-0-0		1-1-0		1-1-0								
2-3-0		0-1-0		0-0-		AWAY		2-1-0		0-0-0		0-1-0								
13-6-0		0-2-0		0-2-0		NEUTRAL		6-2-0		1-0-0		6-0-0								
3-6-0		0-6-0		0-0-0		CONFERENCE		0-0-0		0-0-0		3-0-0								
0-3-0		0-3-0		0-0-0		HOME		0-0-0		0-0-0		0-0-0								
3-3-0		0-3-0		0-0-0		AWAY		0-0-0		0-0-0		3-0-0								
0-0-0		0-0-0		0-0-0		NEUTRAL		0-0-0		0-0-0		0-0-0								
RPI	S	Opponent		Score		RPI	S	Opponent		Score		RPI	S	Opponent		Score				
4	A	Texas		2	7	27	N	Oregon St.		2	3	60	N	Illinois St.		8	0			
9	N	Oregon		2	3	29	N	Virginia Tech		0	1	62	N	Hofstra		6	1			
12	A	Louisville		3	4							70	N	Ohio St.		4	0			
12	A	Louisville		1	2							79	N	UNLV		3	2			
12	A	Louisville		1	3							84	N	Illinois		0	1			
18	H	South Fla.		0	4							84	N	Illinois		2	1			
18	H	South Fla.		2	3							91	A	Penn St.		7	2			
18	H	South Fla.		0	5							91	A	Penn St.		0	4			
20	N	UCLA		3	5							92	N	Fordham		1	0			
												92	N	Fordham		4	5			
												95	A	North Carolina St.		5	2			

Non-Div. I Games:

Pittsburgh

Average RPI Win:		125	WON-LOST RECORD		WINNING PCT. RANK		LAST 10 GAMES		STRENGTH OF SCHEDULE		OPP. STRENGTH OF SCHEDULE		TEAM RPI		ADJ RPI		CONF. RPI		ADJ CONF. RPI				
DIV. I ONLY			22-17-0		.5641 103		6-4-0		47		41		59		.56016 60		14		14				
DIV. I NON-CONF.			15-12-0		.55556 102		2-0-0		6		4		28		.59439 28		14		14				
TOTALS		RPI 1-25		RPI 26-50		W-L RECORDS		RPI 51-100		RPI 101-150		RPI 150+											
22-17-0		1-9-0		2-1-0		OVERALL		5-4-0		7-1-0		7-2-0											
4-2-0		0-0-0		0-0-0		HOME		0-0-0		0-0-0		4-2-0											
5-7-0		0-4-0		0-0-0		AWAY		2-2-0		3-1-0		0-0-0											
13-8-0		1-5-0		2-1-0		NEUTRAL		3-2-0		4-0-0		3-0-0											
15-12-0		1-9-0		2-1-0		NON-CONFERENCE		4-2-0		5-0-0		3-0-0											
0-0-0		0-0-0		0-0-0		HOME		0-0-0		0-0-0		0-0-0											
2-4-0		0-4-0		0-0-		AWAY		1-0-0		1-0-0		0-0-0											
13-8-0		1-5-0		2-1-0		NEUTRAL		3-2-0		4-0-0		3-0-0											
7-5-0		0-0-0		0-0-0		CONFERENCE		1-2-0		2-1-0		4-2-0											
4-2-0		0-0-0		0-0-0		HOME		0-0-0		0-0-0		4-2-0											
3-3-0		0-0-0		0-0-0		AWAY		1-2-0		2-1-0		0-0-0											
0-0-0		0-0-0		0-0-0		NEUTRAL		0-0-0		0-0-0		0-0-0											
RPI	S	Opponent		Score		RPI	S	Opponent		Score		RPI	S	Opponent		Score							
3	A	Arizona St.		3	14	32	N	Georgia Tech		0	6	51	N	Boston U.		12	8	111	N	Iowa St.	10	2	
5	N	Florida		0	11	37	N	Baylor		6	4	59	N	Pittsburgh		0	8	112	N	Fla. Gulf Coast	11	0	
7	N	Tennessee		0	6	45	N	South Ala.		2	1	63	A	Southern Ill.		5	0	125	N	Saint Louis	8	3	
9	N	Oregon		2	5							63	A	Southern Ill.		1	6	128	A	Missouri St.	2	4	
12	A	Louisville		0	8							63	A	Southern Ill.		1	2	128	A	Missouri St.	11	2	
12	A	Louisville		2	8							72	N	Minnesota		0	9	128	A	Missouri St.	4	0	
18	A	South Fla.		0	1							84	A	Illinois		1	0	129	N	Central Mich.	11	3	
18	N	South Fla.		3	6							89	N	Iowa		7	3	130	A	Northern Ill.	5	0	
21	N	Michigan		5	1							91	N	Penn St.		1	0	170	N	LIU Brooklyn	9	0	
21	N	Michigan		1	3													197	H	Wichita St.	3	0	
																		197	H	Wichita St.	5	3	
																		197	H	Wichita St.	4	1	
																		202	N	Maine	5	4	
																		205	N	Georgetown	6	5	
																		231	H	Evansville	3	4	
																		231	H	Evansville	1	2	
																		231	H	Evansville	4	0	
LAST 10 GAMES																							
						231	H	Evansville		3	4	63	A	Southern Ill.		1	6						
						231	H	Evansville		4	0	63	A	Southern Ill.		5	0						
						231	H	Evansville		1	2	130	A	Northern Ill.		5	0						
						84	A	Illinois		1	0	197	H	Wichita St.		4	1						
						63	A	Southern Ill.		1	2	197	H	Wichita St.		5	3						

Non-Div. I Games:

Illinois St.

Average RPI Win:		167	WON-LOST RECORD		WINNING PCT. RANK	LAST 10 GAMES		STRENGTH OF SCHEDULE		OPP. STRENGTH OF SCHEDULE	TEAM RPI	ADJ RPI	CONF. RPI	ADJ CONF. RPI			
Average RPI Loss:		58															
DIV. I ONLY		23-13-0			.63889	64	6-4-0	73		130	61	.55851	61	15	15		
DIV. I NON-CONF.		15-11-0			.57692	95	1-2-0	157		90	107	.52146	104	15	15		
TOTALS		RPI 1-25	RPI 26-50		W-L RECORDS		RPI 51-100		RPI 101-150		RPI 150+						
23-13-0		0-2-0	1-4-0		OVERALL		3-6-0		4-0-0		15-1-0						
12-1-0		0-0-0	0-0-0		HOME		1-1-0		4-0-0		7-0-0						
2-5-0		0-1-0	0-0-0		AWAY		1-4-0		0-0-0		1-0-0						
9-7-0		0-1-0	1-4-0		NEUTRAL		1-1-0		0-0-0		7-1-0						
15-11-0		0-2-0	1-4-0		NON-CONFERENCE		2-4-0		1-0-0		11-1-0						
6-1-0		0-0-0	0-0-0		HOME		1-1-0		1-0-0		4-0-0						
0-3-0		0-1-0	0-0-		AWAY		0-2-0		0-0-0		0-0-0						
9-7-0		0-1-0	1-4-0		NEUTRAL		1-1-0		0-0-0		7-1-0						
8-2-0		0-0-0	0-0-0		CONFERENCE		1-2-0		3-0-0		4-0-0						
6-0-0		0-0-0	0-0-0		HOME		0-0-0		3-0-0		3-0-0						
2-2-0		0-0-0	0-0-0		AWAY		1-2-0		0-0-0		1-0-0						
0-0-0		0-0-0	0-0-0		NEUTRAL		0-0-0		0-0-0		0-0-0						
RPI S	Opponent	Score	RPI S	Opponent	Score	RPI S	Opponent	Score	RPI S	Opponent	Score						
15 A	Florida St.	0 1	39 N	Massachusetts	11 12	52 H	Purdue	0 6	110 H	Marshall	4 1						
23 N	North Carolina	0 10	40 N	Troy	8 9	53 A	Ga. Southern	9 4	121 H	Col. of Charleston	11 2						
			40 N	Troy	0 6	53 A	Ga. Southern	2 6	121 H	Col. of Charleston	2 1						
			42 N	UCF	2 6	53 A	Ga. Southern	0 2	121 H	Col. of Charleston	11 1						
			44 N	Northwestern	6 2	69 A	Georgia St.	1 5	161 N	Eastern Ill.	4 5						
						78 A	Ole Miss	6 9	168 H	SIU Edwardsville	4 1						
						78 N	Ole Miss	5 3	171 N	Fla. Atlantic	7 1						
						84 N	Illinois	0 4	185 H	Elon	4 3						
						100 H	Valparaiso	7 0	185 H	Elon	9 2						
									185 H	Elon	14 11						
									191 H	Dayton	19 0						
									192 A	Appalachian St.	16 4						
									200 H	East Tenn. St.	6 1						
									207 N	Bethune-Cookman	12 1						
									211 N	Florida A&M	5 3						
									217 N	Belmont	10 2						
									235 N	IUPUI	13 5						
									242 H	Niagara	5 3						
									252 N	Canisius	8 0						
									255 N	Hartford	11 1						
			LAST 10 GAMES														
			185 H	Elon	9 2	53 A	Ga. Southern	9 4									
			185 H	Elon	4 3	53 A	Ga. Southern	0 2									
			185 H	Elon	14 11	192 A	Appalachian St.	16 4									
			110 H	Marshall	4 1	84 N	Illinois	0 4									
			53 A	Ga. Southern	2 6	39 N	Massachusetts	11 12									

Non-Div. I Games:

Chattanooga

Average RPI Win: 138		WON-LOST RECORD		WINNING PCT. RANK		LAST 10 GAMES		STRENGTH OF SCHEDULE		OPP. STRENGTH OF SCHEDULE		TEAM RPI		ADJ RPI		CONF. RPI		ADJ CONF. RPI	
DIV. I ONLY		18-12-0		.6 86		10-0-0		71		43		60		.55827 62		24		25	
DIV. I NON-CONF.		10-12-0		.45455 156		5-0-0		47		2		88		.53425 87		24		24	
TOTALS		RPI 1-25		RPI 26-50		W-L RECORDS		RPI 51-100		RPI 101-150		RPI 150+							
18-12-0		0-6-0		1-1-0		OVERALL		8-3-0		0-1-0		9-1-0							
8-1-0		0-0-0		0-0-0		HOME		2-0-0		0-0-0		6-1-0							
8-1-0		0-0-0		0-0-0		AWAY		5-0-0		0-1-0		3-0-0							
2-10-0		0-6-0		1-1-0		NEUTRAL		1-3-0		0-0-0		0-0-0							
10-12-0		0-6-0		1-1-0		NON-CONFERENCE		5-3-0		0-1-0		4-1-0							
6-1-0		0-0-0		0-0-0		HOME		2-0-0		0-0-0		4-1-0							
2-1-0		0-0-0		0-0-		AWAY		2-0-0		0-1-0		0-0-0							
2-10-0		0-6-0		1-1-0		NEUTRAL		1-3-0		0-0-0		0-0-0							
8-0-0		0-0-0		0-0-0		CONFERENCE		3-0-0		0-0-0		5-0-0							
2-0-0		0-0-0		0-0-0		HOME		0-0-0		0-0-0		2-0-0							
6-0-0		0-0-0		0-0-0		AWAY		3-0-0		0-0-0		3-0-0							
0-0-0		0-0-0		0-0-0		NEUTRAL		0-0-0		0-0-0		0-0-0							
RPI S	Opponent	Score		RPI S	Opponent	Score		RPI S	Opponent	Score		RPI S	Opponent	Score					
6 N	La.-Lafayette	4	5	29 N	Virginia Tech	10	0	59 N	Pittsburgh	1	6	101 A	East Carolina	3	4				
7 N	Tennessee	2	3	50 N	Virginia	2	7	69 A	Georgia St.	16	0	153 H	Binghamton	9	1				
12 N	Louisville	6	7					69 A	Georgia St.	4	1	169 H	Iona	7	6				
20 N	UCLA	4	9					69 A	Georgia St.	8	6	170 H	LIU Brooklyn	3	2				
21 N	Michigan	2	3					70 N	Ohio St.	1	0	202 H	Maine	1	0				
22 N	DePaul	0	3					81 A	Rutgers	8	2	202 H	Maine	2	3				
								81 A	Rutgers	8	0	208 H	Drexel	12	5				
								83 H	Connecticut	8	2	208 H	Drexel	8	1				
								83 H	Connecticut	8	0	247 A	Delaware	3	0				
								84 N	Illinois	0	2	247 A	Delaware	9	2				
								95 N	North Carolina St.	2	6	247 A	Delaware	9	0				
				LAST 10 GAMES															
				247 A	Delaware	9	0	81 A	Rutgers	8	2								
				247 A	Delaware	9	2	208 H	Drexel	12	5								
				247 A	Delaware	3	0	208 H	Drexel	8	1								
				153 H	Binghamton	9	1	170 H	LIU Brooklyn	3	2								
				81 A	Rutgers	8	0	169 H	Iona	7	6								

Non-Div. I Games:

Hofstra

Average RPI Win:	152	WON-LOST RECORD	WINNING PCT. RANK	LAST 10 GAMES		STRENGTH OF SCHEDULE	OPP. STRENGTH OF SCHEDULE	TEAM RPI	ADJ RPI	CONF. RPI	ADJ CONF. RPI				
DIV. I ONLY		22-10-0	.6875	40	7-3-0	131	102	63	.55446	63	14	14			
DIV. I NON-CONF.		13-7-0	.65	60	1-0-0	60	111	53	.56502	56	14	14			
<hr/>															
TOTALS	RPI 1-25		RPI 26-50		W-L RECORDS		RPI 51-100		RPI 101-150		RPI 150+				
22-10-0	0-2-0		1-1-0		OVERALL		3-3-0		8-2-0		10-2-0				
10-3-0	0-0-0		0-0-0		HOME		2-1-0		4-1-0		4-1-0				
5-1-0	0-1-0		0-0-0		AWAY		0-0-0		1-0-0		4-0-0				
7-6-0	0-1-0		1-1-0		NEUTRAL		1-2-0		3-1-0		2-1-0				
13-7-0	0-2-0		1-1-0		NON-CONFERENCE		1-2-0		6-1-0		5-1-0				
4-0-0	0-0-0		0-0-0		HOME		0-0-0		2-0-0		2-0-0				
2-1-0	0-1-0		0-0-		AWAY		0-0-0		1-0-0		1-0-0				
7-6-0	0-1-0		1-1-0		NEUTRAL		1-2-0		3-1-0		2-1-0				
9-3-0	0-0-0		0-0-0		CONFERENCE		2-1-0		2-1-0		5-1-0				
6-3-0	0-0-0		0-0-0		HOME		2-1-0		2-1-0		2-1-0				
3-0-0	0-0-0		0-0-0		AWAY		0-0-0		0-0-0		3-0-0				
0-0-0	0-0-0		0-0-0		NEUTRAL		0-0-0		0-0-0		0-0-0				
RPI	S	Opponent	Score	RPI	S	Opponent	Score	RPI	S	Opponent	Score	RPI	S	Opponent	Score
10	A	Hawaii	1 7	34	N	Radford	4 3	58	N	Wisconsin	3 12	104	N	Maryland	8 12
15	N	Florida St.	0 2	45	N	South Ala.	0 16	60	H	Illinois St.	2 1	110	N	Marshall	10 2
								60	H	Illinois St.	0 5	122	H	Creighton	10 4
								60	H	Illinois St.	6 1	122	H	Creighton	6 7
								64	N	Miami (OH)	2 3	122	H	Creighton	17 8
								86	N	Mercer	10 4	130	H	Northern Ill.	15 7
												136	H	Western Ill.	14 6
												140	N	Robert Morris	2 1
												142	N	St. John's (NY)	4 3
												143	A	Jacksonville St.	10 9
												168	A	SIU Edwardsville	4 1
												168	H	SIU Edwardsville	4 1
												179	N	Marist	2 3
												197	A	Wichita St.	11 8
												197	A	Wichita St.	7 1
												197	A	Wichita St.	5 0
												215	H	Wright St.	8 6
												218	N	Austin Peay	8 1
												224	H	Indiana St.	2 4
												224	H	Indiana St.	5 0
												224	H	Indiana St.	3 1
												250	N	Southeastern La.	11 3

Non-Div. I Games:

Southern Ill.

Average RPI Win:		145	WON-LOST		WINNING		LAST 10		STRENGTH OF		OPP. STRENGTH		TEAM		ADJ		CONF.		ADJ CONF.								
Average RPI Loss:		99	RECORD		PCT. RANK		GAMES		SCHEDULE		OF SCHEDULE		RPI		RPI		RPI		RPI								
DIV. I ONLY			23-12-0		.65714		56		7-3-0		101		119		64		.55443		64								
DIV. I NON-CONF.			17-10-0		.62963		69		1-1-0		85		126		70		.55484		66								
TOTALS			RPI 1-25		RPI 26-50		W-L RECORDS		RPI 51-100		RPI 101-150		RPI 150+														
23-12-0			1-1-0		0-1-0		OVERALL		5-3-0		7-6-0		10-1-0														
8-1-0			0-0-0		0-0-0		HOME		0-0-0		3-0-0		5-1-0														
5-2-0			0-0-0		0-0-0		AWAY		0-0-0		2-2-0		3-0-0														
10-9-0			1-1-0		0-1-0		NEUTRAL		5-3-0		2-4-0		2-0-0														
17-10-0			1-1-0		0-1-0		NON-CONFERENCE		5-3-0		3-4-0		8-1-0														
4-1-0			0-0-0		0-0-0		HOME		0-0-0		1-0-0		3-1-0														
3-0-0			0-0-0		0-0-		AWAY		0-0-0		0-0-0		3-0-0														
10-9-0			1-1-0		0-1-0		NEUTRAL		5-3-0		2-4-0		2-0-0														
6-2-0			0-0-0		0-0-0		CONFERENCE		0-0-0		4-2-0		2-0-0														
4-0-0			0-0-0		0-0-0		HOME		0-0-0		2-0-0		2-0-0														
2-2-0			0-0-0		0-0-0		AWAY		0-0-0		2-2-0		0-0-0														
0-0-0			0-0-0		0-0-0		NEUTRAL		0-0-0		0-0-0		0-0-0														
RPI	S	Opponent		Score		RPI	S	Opponent		Score		RPI	S	Opponent		Score											
18	N	South Fla.		2	1	29	N	Virginia Tech		5	6	51	N	Boston U.		1	2	106	A	Western Mich.	1	5					
25	N	Syracuse		0	1							63	N	Southern Ill.		3	2	106	A	Western Mich.	2	3					
												82	N	UNI		2	0	108	N	Boston College		1	3				
												85	N	Kennesaw St.		4	7	109	N	Loyola Marymount		7	2				
												85	N	Kennesaw St.		0	2	119	N	Quinnipiac		2	3				
												86	N	Mercer		11	4	126	N	Central Conn. St.		3	5				
												91	N	Penn St.		5	2	128	N	Missouri St.		1	2				
												94	N	Harvard		2	1	130	A	Northern Ill.		8	5				
																		130	A	Northern Ill.		7	6				
																		133	H	Ohio		8	7				
																		133	H	Ohio		1	0				
																		135	H	Loyola Chicago		1	0				
																		136	N	Western Ill.		2	0				
																		158	A	Butler		5	1				
																		158	A	Butler		9	0				
																		172	A	Memphis		5	0				
																		191	H	Dayton		9	0				
																		191	H	Dayton		8	0				
																		215	H	Wright St.		0	1				
																		218	N	Austin Peay		7	3				
																		222	H	Akron		4	0				
																		222	H	Akron		5	0				
																		230	N	Southeast Mo. St.		6	2				
																		242	H	Niagara		10	0				
						LAST 10 GAMES																					
						133 H Ohio						8	7	106 A Western Mich.						2	3						
						133 H Ohio						1	0	130 A Northern Ill.						7	6						
						222 H Akron						5	0	130 A Northern Ill.						8	5						
						222 H Akron						4	0	215 H Wright St.						0	1						
						106 A Western Mich.						1	5	158 A Butler						9	0						

Non-Div. I Games:

Miami (OH)

Average RPI Win: 130		WON-LOST RECORD		WINNING PCT. RANK		LAST 10 GAMES		STRENGTH OF SCHEDULE		OPP. STRENGTH OF SCHEDULE		TEAM RPI		ADJ RPI		CONF. RPI		ADJ CONF. RPI	
DIV. I ONLY		19-16-0		.54286 114		7-3-0		48		59		67		.55437 65		8		8	
DIV. I NON-CONF.		12-13-0		.48 141		0-0-0		32		51		81		.54328 82		8		8	
TOTALS		RPI 1-25		RPI 26-50		W-L RECORDS		RPI 51-100		RPI 101-150		RPI 150+							
19-16-0		1-4-0		2-6-0		OVERALL		4-2-0		6-3-0		6-1-0							
15-6-0		1-2-0		0-2-0		HOME		3-0-0		6-2-0		5-0-0							
2-4-0		0-0-0		1-2-0		AWAY		1-1-0		0-0-0		0-1-0							
2-6-0		0-2-0		1-2-0		NEUTRAL		0-1-0		0-1-0		1-0-0							
12-13-0		1-4-0		1-4-0		NON-CONFERENCE		4-2-0		1-2-0		5-1-0							
9-5-0		1-2-0		0-2-0		HOME		3-0-0		1-1-0		4-0-0							
1-2-0		0-0-0		0-0-		AWAY		1-1-0		0-0-0		0-1-0							
2-6-0		0-2-0		1-2-0		NEUTRAL		0-1-0		0-1-0		1-0-0							
7-3-0		0-0-0		1-2-0		CONFERENCE		0-0-0		5-1-0		1-0-0							
6-1-0		0-0-0		0-0-0		HOME		0-0-0		5-1-0		1-0-0							
1-2-0		0-0-0		1-2-0		AWAY		0-0-0		0-0-0		0-0-0							
0-0-0		0-0-0		0-0-0		NEUTRAL		0-0-0		0-0-0		0-0-0							
RPI	S	Opponent		Score		RPI	S	Opponent		Score		RPI	S	Opponent		Score			
1	N	California		1	8	26	N	Auburn		1	2	76	A	Jacksonville		0	7		
12	H	Louisville		2	4	27	N	Oregon St.		4	1	76	A	Jacksonville		6	2		
22	H	DePaul		3	2	36	N	Tulsa		1	4	76	H	Jacksonville		3	1		
22	H	DePaul		3	7	39	H	Massachusetts		1	3	80	H	South Carolina		3	1		
24	N	Stanford		0	10	40	A	Troy		1	6	84	H	Illinois		8	0		
						40	A	Troy		6	4	90	N	Indiana		5	7		
						40	A	Troy		5	6								
						43	H	UAB		4	6								
						LAST 10 GAMES													
						149	H	La.-Monroe		4	0	40	A	Troy		6	4		
						149	H	La.-Monroe		8	5	103	H	North Texas		6	5		
						149	H	La.-Monroe		8	0	103	H	North Texas		5	1		
						40	A	Troy		1	6	103	H	North Texas		4	9		
						40	A	Troy		5	6	171	H	Fla. Atlantic		2	0		

Non-Div. I Games:

FIU

Average RPI Win: 157		WON-LOST	WINNING	LAST 10	STRENGTH OF		OPP. STRENGTH	TEAM	ADJ		CONF.	ADJ CONF.
Average RPI Loss: 41		RECORD	PCT. RANK	GAMES	SCHEDULE		OF SCHEDULE	RPI	RPI		RPI	RPI
DIV. I ONLY		19-18-0	.51351	131	1-9-0		44	40	69		.55363	66
DIV. I NON-CONF.		16-4-0	.8	23	0-1-0		150	176	45		.57153	47
TOTALS		RPI 1-25	RPI 26-50		W-L RECORDS		RPI 51-100		RPI 101-150		RPI 150+	
19-18-0		1-10-0	2-3-0		OVERALL		3-4-0		0-0-0		13-1-0	
11-11-0		1-6-0	1-3-0		HOME		0-2-0		0-0-0		9-0-0	
3-6-0		0-4-0	1-0-0		AWAY		1-2-0		0-0-0		1-0-0	
5-1-0		0-0-0	0-0-0		NEUTRAL		2-0-0		0-0-0		3-1-0	
16-4-0		0-2-0	1-1-0		NON-CONFERENCE		2-0-0		0-0-0		13-1-0	
9-2-0		0-1-0	0-1-0		HOME		0-0-0		0-0-0		9-0-0	
2-1-0		0-1-0	1-0-		AWAY		0-0-0		0-0-0		1-0-0	
5-1-0		0-0-0	0-0-0		NEUTRAL		2-0-0		0-0-0		3-1-0	
3-14-0		1-8-0	1-2-0		CONFERENCE		1-4-0		0-0-0		0-0-0	
2-9-0		1-5-0	1-2-0		HOME		0-2-0		0-0-0		0-0-0	
1-5-0		0-3-0	0-0-0		AWAY		1-2-0		0-0-0		0-0-0	
0-0-0		0-0-0	0-0-0		NEUTRAL		0-0-0		0-0-0		0-0-0	
RPI S	Opponent	Score	RPI S	Opponent	Score	RPI S	Opponent	Score	RPI S	Opponent	Score	
5 H	Florida	0 6	33 H	Mississippi St.	2 7	58 N	Wisconsin	5 1	158 H	Butler	3 1	
5 H	Florida	0 5	33 H	Mississippi St.	1 2	78 H	Ole Miss	6 7	158 H	Butler	6 5	
5 H	Florida	2 3	33 H	Mississippi St.	13 2	78 H	Ole Miss	0 13	186 H	Drake	5 4	
7 H	Tennessee	4 1	36 H	Tulsa	0 6	80 A	South Carolina	7 8	186 H	Drake	8 6	
7 H	Tennessee	0 2	37 A	Baylor	5 1	80 A	South Carolina	5 4	186 N	Drake	4 1	
7 H	Tennessee	0 8				80 A	South Carolina	2 7	193 N	Texas-Arlington	1 4	
14 H	Missouri	0 4				89 N	Iowa	10 2	197 N	Wichita St.	8 0	
18 A	South Fla.	6 7							217 A	Belmont	16 3	
19 A	LSU	2 3							219 H	Northwestern St.	6 0	
19 A	LSU	0 1							219 H	Northwestern St.	10 7	
19 A	LSU	1 9							235 H	IUPUI	3 1	
									236 H	Tennessee St.	7 0	
									241 H	Jackson St.	5 4	
									241 N	Jackson St.	4 3	
LAST 10 GAMES												
			33 H	Mississippi St.	13 2	19 A	LSU	0 1				
			33 H	Mississippi St.	1 2	36 H	Tulsa	0 6				
			33 H	Mississippi St.	2 7	5 H	Florida	0 5				
			19 A	LSU	2 3	5 H	Florida	2 3				
			19 A	LSU	1 9	5 H	Florida	0 6				

Non-Div. I Games:

Arkansas

Average RPI Win:		176	WON-LOST RECORD		WINNING PCT. RANK	LAST 10 GAMES		STRENGTH OF SCHEDULE	OPP. STRENGTH OF SCHEDULE	TEAM RPI	ADJ RPI	CONF. RPI	ADJ CONF. RPI
Average RPI Loss:		72											
DIV. I ONLY		23-10-0			.69697 37	8-2-0		136	112	66	.55085 67	18	18
DIV. I NON-CONF.		16-9-0			.64 66	1-1-0		84	99	62	.56055 60	16	16
TOTALS		RPI 1-25	RPI 26-50		W-L RECORDS		RPI 51-100		RPI 101-150		RPI 150+		
23-10-0		1-5-0	3-1-0		OVERALL		0-1-0		4-2-0		15-1-0		
8-1-0		0-1-0	1-0-0		HOME		0-0-0		2-0-0		5-0-0		
5-4-0		1-2-0	1-0-0		AWAY		0-1-0		0-0-0		3-1-0		
10-5-0		0-2-0	1-1-0		NEUTRAL		0-0-0		2-2-0		7-0-0		
16-9-0		1-5-0	3-1-0		NON-CONFERENCE		0-1-0		2-2-0		10-0-0		
4-1-0		0-1-0	1-0-0		HOME		0-0-0		0-0-0		3-0-0		
2-3-0		1-2-0	1-0-		AWAY		0-1-0		0-0-0		0-0-0		
10-5-0		0-2-0	1-1-0		NEUTRAL		0-0-0		2-2-0		7-0-0		
7-1-0		0-0-0	0-0-0		CONFERENCE		0-0-0		2-0-0		5-1-0		
4-0-0		0-0-0	0-0-0		HOME		0-0-0		2-0-0		2-0-0		
3-1-0		0-0-0	0-0-0		AWAY		0-0-0		0-0-0		3-1-0		
0-0-0		0-0-0	0-0-0		NEUTRAL		0-0-0		0-0-0		0-0-0		
RPI S	Opponent	Score	RPI S	Opponent	Score	RPI S	Opponent	Score	RPI S	Opponent	Score		
3 A	Arizona St.	3 1	27 N	Oregon St.	3 2	74 A	North Florida	0 1	116 N	Portland St.	1 4		
6 A	La.-Lafayette	0 6	45 N	South Ala.	0 3				124 N	Delaware St.	2 0		
13 N	Arizona	1 8	48 A	Houston	5 4				137 H	UTSA	9 5		
19 A	LSU	0 2	48 H	Houston	6 5				137 H	UTSA	7 0		
19 H	LSU	0 4							149 N	La.-Monroe	2 6		
25 N	Syracuse	2 11							149 N	La.-Monroe	2 0		
									157 N	Bradley	2 1		
									159 N	St. Bonaventure	3 0		
									159 N	St. Bonaventure	2 0		
									193 H	Texas-Arlington	4 0		
									193 H	Texas-Arlington	3 2		
									219 A	Northwestern St.	2 1		
									219 A	Northwestern St.	7 3		
									237 H	Houston Baptist	3 2		
									237 H	Houston Baptist	4 0		
									244 N	Idaho St.	4 2		
									250 A	Southeastern La.	8 2		
									250 A	Southeastern La.	0 4		
									260 N	Mt. St. Mary's	8 0		
									278 N	Alcorn St.	8 0		
									278 N	Alcorn St.	11 0		
									282 H	Southern U.	8 0		
			LAST 10 GAMES										
			193 H	Texas-Arlington	3 2	282 H	Southern U.	8 0					
			193 H	Texas-Arlington	4 0	219 A	Northwestern St.	2 1					
			250 A	Southeastern La.	0 4	219 A	Northwestern St.	7 3					
			250 A	Southeastern La.	8 2	137 H	UTSA	7 0					
			19 H	LSU	0 4	137 H	UTSA	9 5					

Non-Div. I Games:

McNeese St.

Average RPI Win:		136	WON-LOST RECORD		WINNING PCT. RANK		LAST 10 GAMES		STRENGTH OF SCHEDULE		OPP. STRENGTH OF SCHEDULE		TEAM RPI		ADJ RPI		CONF. RPI		ADJ CONF. RPI				
DIV. I ONLY			24-13-0		.64865 59		7-3-0		138		53		74		.55032 68		12		12				
DIV. I NON-CONF.			20-11-0		.64516 63		3-1-0		99		45		60		.56522 55		12		12				
TOTALS		RPI 1-25		RPI 26-50				W-L RECORDS				RPI 51-100				RPI 101-150				RPI 150+			
24-13-0		2-5-0		1-2-0				OVERALL				4-0-0				5-1-0				12-5-0			
8-6-0		0-2-0		0-0-0				HOME				1-0-0				2-1-0				5-3-0			
6-3-0		0-3-0		0-0-0				AWAY				1-0-0				0-0-0				5-0-0			
10-4-0		2-0-0		1-2-0				NEUTRAL				2-0-0				3-0-0				2-2-0			
20-11-0		2-5-0		1-2-0				NON-CONFERENCE				4-0-0				5-1-0				8-3-0			
7-4-0		0-2-0		0-0-0				HOME				1-0-0				2-1-0				4-1-0			
3-3-0		0-3-0		0-0-				AWAY				1-0-0				0-0-0				2-0-0			
10-4-0		2-0-0		1-2-0				NEUTRAL				2-0-0				3-0-0				2-2-0			
4-2-0		0-0-0		0-0-0				CONFERENCE				0-0-0				0-0-0				4-2-0			
1-2-0		0-0-0		0-0-0				HOME				0-0-0				0-0-0				1-2-0			
3-0-0		0-0-0		0-0-0				AWAY				0-0-0				0-0-0				3-0-0			
0-0-0		0-0-0		0-0-0				NEUTRAL				0-0-0				0-0-0				0-0-0			
RPI	S	Opponent		Score		RPI	S	Opponent		Score		RPI	S	Opponent		Score		RPI	S	Opponent		Score	
3	A	Arizona St.		4	7	30	N	BYU		2	3	55	H	San Diego St.		3	1	101	N	East Carolina		6	3
11	H	Washington		4	6	38	N	Oklahoma St.		5	0	88	N	New Mexico St.		10	2	111	N	Iowa St.		8	0
11	H	Washington		4	5	46	N	Kentucky		2	3	99	A	San Jose St.		6	0	122	N	Creighton		7	6
17	N	Texas A&M		2	0							100	N	Valparaiso		7	2	131	H	Colorado St.		5	6
20	A	UCLA		2	10													138	H	Sacramento St.		9	6
24	A	Stanford		0	5													138	H	Sacramento St.		10	4
25	N	Syracuse		5	2													157	N	Bradley		3	2
																		157	N	Bradley		3	5
																		162	A	UC Riverside		9	1
																		162	A	UC Riverside		9	8
																		162	A	UC Riverside		3	2
																		163	N	Nevada		4	1
																		163	N	Nevada		5	7
																		165	H	Cal St. Northridge		3	4
																		165	H	Cal St. Northridge		4	5
																		165	H	Cal St. Northridge		9	1
																		175	A	CSU Bakersfield		10	0
																		175	A	CSU Bakersfield		9	3
																		181	H	St. Mary's (CA)		7	0
																		181	H	St. Mary's (CA)		1	3
																		245	H	Princeton		4	3
																		245	H	Princeton		5	0
																		247	H	Delaware		6	1
LAST 10 GAMES																							
						162	A	UC Riverside		9	8	165	H	Cal St. Northridge		3	4						
						162	A	UC Riverside		9	1	175	A	CSU Bakersfield		9	3						
						162	A	UC Riverside		3	2	175	A	CSU Bakersfield		10	0						
						165	H	Cal St. Northridge		4	5	181	H	St. Mary's (CA)		7	0						
						165	H	Cal St. Northridge		9	1	181	H	St. Mary's (CA)		1	3						

Non-Div. I Games:

Pacific

Average RPI Win: 160		WON-LOST RECORD		WINNING PCT. RANK		LAST 10 GAMES		STRENGTH OF SCHEDULE		OPP. STRENGTH OF SCHEDULE		TEAM RPI		ADJ RPI		CONF. RPI		ADJ CONF. RPI					
DIV. I ONLY		23-14-0		.62162 76		7-3-0		96		76		65		.54991 70		5		5					
DIV. I NON-CONF.		18-10-0		.64286 65		4-0-0		94		105		67		.55333 70		5		5					
TOTALS		RPI 1-25		RPI 26-50		W-L RECORDS		RPI 51-100		RPI 101-150		RPI 150+											
23-14-0		0-6-0		0-4-0		OVERALL		6-4-0		5-0-0		12-0-0											
6-4-0		0-3-0		0-0-0		HOME		2-1-0		0-0-0		4-0-0											
5-2-0		0-2-0		0-0-0		AWAY		1-0-0		3-0-0		1-0-0											
12-8-0		0-1-0		0-4-0		NEUTRAL		3-3-0		2-0-0		7-0-0											
18-10-0		0-3-0		0-4-0		NON-CONFERENCE		4-3-0		2-0-0		12-0-0											
4-0-0		0-0-0		0-0-0		HOME		0-0-0		0-0-0		4-0-0											
2-2-0		0-2-0		0-0-		AWAY		1-0-0		0-0-0		1-0-0											
12-8-0		0-1-0		0-4-0		NEUTRAL		3-3-0		2-0-0		7-0-0											
5-4-0		0-3-0		0-0-0		CONFERENCE		2-1-0		3-0-0		0-0-0											
2-4-0		0-3-0		0-0-0		HOME		2-1-0		0-0-0		0-0-0											
3-0-0		0-0-0		0-0-0		AWAY		0-0-0		3-0-0		0-0-0											
0-0-0		0-0-0		0-0-0		NEUTRAL		0-0-0		0-0-0		0-0-0											
RPI	S	Opponent		Score		RPI	S	Opponent		Score		RPI	S	Opponent		Score							
12	A	Louisville		0	7	27	N	Oregon St.		3	4	56	N	Fresno St.		3	0	131	N	Colorado St.	9	8	
12	A	Louisville		2	7	28	N	Texas Tech		4	7	59	N	Pittsburgh		0	4	144	A	Michigan St.	6	4	
21	H	Michigan		5	6	31	N	Notre Dame		1	3	62	N	Hofstra		0	1	144	A	Michigan St.	9	4	
21	H	Michigan		2	10	42	N	UCF		1	2	74	N	North Florida		5	10	144	A	Michigan St.	14	1	
21	H	Michigan		4	11							79	A	UNLV		4	3	146	N	Long Beach St.	10	5	
23	N	North Carolina		1	3							90	H	Indiana		1	4	154	N	Cal St. Fullerton	9	0	
												90	H	Indiana		7	3	159	N	St. Bonaventure	8	2	
												90	H	Indiana		4	3	171	N	Fla. Atlantic	9	6	
												97	N	Longwood		12	3	205	N	Georgetown	5	0	
												99	N	San Jose St.		6	3	211	N	Florida A&M	7	1	
																		215	H	Wright St.	6	0	
																		215	H	Wright St.	6	2	
																		216	H	Buffalo	5	0	
																		216	H	Buffalo	8	5	
																		217	N	Belmont	15	3	
																		236	A	Tennessee St.	6	0	
																		244	N	Idaho St.	6	2	
						LAST 10 GAMES																	
						21	H	Michigan		5	6	144	A	Michigan St.		6	4						
						21	H	Michigan		4	11	144	A	Michigan St.		14	1						
						21	H	Michigan		2	10	144	A	Michigan St.		9	4						
						216	H	Buffalo		8	5	215	H	Wright St.		6	2						
						216	H	Buffalo		5	0	215	H	Wright St.		6	0						

Non-Div. I Games:

Ohio St.

Average RPI Win:	138	WON-LOST RECORD	WINNING PCT. RANK	LAST 10 GAMES	STRENGTH OF SCHEDULE	OPP. STRENGTH OF SCHEDULE	TEAM RPI	ADJ RPI	CONF. RPI	ADJ CONF. RPI									
DIV. I ONLY		23-13-0	.63889	64	5-5-0	108	88	68	.54988	71	11	11							
DIV. I NON-CONF.		20-8-0	.71429	43	2-0-0	127	93	54	.56347	57	11	11							
<hr/>																			
TOTALS	RPI 1-25	RPI 26-50		W-L RECORDS		RPI 51-100		RPI 101-150		RPI 150+									
23-13-0	0-1-0	1-3-0		OVERALL		6-5-0		7-4-0		9-0-0									
9-4-0	0-0-0	0-0-0		HOME		2-0-0		3-4-0		4-0-0									
5-3-0	0-0-0	0-1-0		AWAY		2-2-0		0-0-0		3-0-0									
9-6-0	0-1-0	1-2-0		NEUTRAL		2-3-0		4-0-0		2-0-0									
20-8-0	0-1-0	1-3-0		NON-CONFERENCE		4-3-0		6-1-0		9-0-0									
8-1-0	0-0-0	0-0-0		HOME		2-0-0		2-1-0		4-0-0									
3-1-0	0-0-0	0-0-		AWAY		0-0-0		0-0-0		3-0-0									
9-6-0	0-1-0	1-2-0		NEUTRAL		2-3-0		4-0-0		2-0-0									
3-5-0	0-0-0	0-0-0		CONFERENCE		2-2-0		1-3-0		0-0-0									
1-3-0	0-0-0	0-0-0		HOME		0-0-0		1-3-0		0-0-0									
2-2-0	0-0-0	0-0-0		AWAY		2-2-0		0-0-0		0-0-0									
0-0-0	0-0-0	0-0-0		NEUTRAL		0-0-0		0-0-0		0-0-0									
<hr/>																			
RPI S	Opponent	Score	RPI S	Opponent	Score	RPI S	Opponent	Score	RPI S	Opponent	Score								
2	N	Alabama	4	15	29	N	Virginia Tech	2	0	74	A	North Florida	0	1	110	H	Marshall	1	2
					33	N	Mississippi St.	1	3	74	A	North Florida	5	4	110	H	Marshall	4	1
					45	A	South Ala.	1	6	76	A	Jacksonville	9	3	112	H	Fla. Gulf Coast	14	5
					45	N	South Ala.	2	9	76	A	Jacksonville	0	1	112	H	Fla. Gulf Coast	0	1
										79	N	UNLV	2	1	123	H	Middle Tenn.	8	6
										79	N	UNLV	3	5	123	N	Middle Tenn.	8	0
										91	N	Penn St.	3	4	141	H	Stetson	0	1
										93	H	IPFW	8	0	141	H	Stetson	3	5
										93	H	IPFW	2	0	142	N	St. John's (NY)	8	2
										98	N	Ball St.	3	1	143	N	Jacksonville St.	2	0
										98	N	Ball St.	0	2	149	N	La.-Monroe	2	0
															151	A	Eastern Mich.	11	3
															158	H	Butler	1	0
															160	A	Cal Poly	2	1
															160	A	Cal Poly	12	3
															170	N	LIU Brooklyn	13	5
															186	H	Drake	5	2
															203	H	Samford	5	2
															266	H	Alabama St.	11	0
															267	N	Wagner	7	6
<hr/>																			
LAST 10 GAMES																			
141 H Stetson						3	5	76 A Jacksonville					9	3					
141 H Stetson						0	1	74 A North Florida					0	1					
112 H Fla. Gulf Coast						14	5	74 A North Florida					5	4					
112 H Fla. Gulf Coast						0	1	98 N Ball St.					3	1					
76 A Jacksonville						0	1	160 A Cal Poly					12	3					

Non-Div. I Games:

Lipscomb

Minnesota		Average RPI Win:	129	WON-LOST RECORD	WINNING PCT. RANK	LAST 10 GAMES	STRENGTH OF SCHEDULE	OPP. STRENGTH OF SCHEDULE	TEAM RPI	ADJ RPI	CONF. RPI	ADJ CONF. RPI
DIV. I ONLY		Average RPI Loss:	66	21-13-0	.61765 80	4-6-0	102	61	70	.54964 72	5	5
DIV. I NON-CONF.				18-7-0	.72 40	1-0-0	134	67	50	.56656 52	5	5
TOTALS		RPI 1-25		RPI 26-50		W-L RECORDS		RPI 51-100		RPI 101-150		RPI 150+
21-13-0		0-3-0		3-1-0		OVERALL		5-7-0		5-1-0		8-1-0
2-2-0		0-0-0		2-1-0		HOME		0-0-0		0-0-0		0-1-0
2-10-0		0-3-0		0-0-0		AWAY		1-7-0		0-0-0		1-0-0
17-1-0		0-0-0		1-0-0		NEUTRAL		4-0-0		5-1-0		7-0-0
18-7-0		0-3-0		1-0-0		NON-CONFERENCE		4-2-0		5-1-0		8-1-0
0-1-0		0-0-0		0-0-0		HOME		0-0-0		0-0-0		0-1-0
1-5-0		0-3-0		0-0-		AWAY		0-2-0		0-0-0		1-0-0
17-1-0		0-0-0		1-0-0		NEUTRAL		4-0-0		5-1-0		7-0-0
3-6-0		0-0-0		2-1-0		CONFERENCE		1-5-0		0-0-0		0-0-0
2-1-0		0-0-0		2-1-0		HOME		0-0-0		0-0-0		0-0-0
1-5-0		0-0-0		0-0-0		AWAY		1-5-0		0-0-0		0-0-0
0-0-0		0-0-0		0-0-0		NEUTRAL		0-0-0		0-0-0		0-0-0
RPI S	Opponent	Score	RPI S	Opponent	Score	RPI S	Opponent	Score	RPI S	Opponent	Score	
3 A	Arizona St.	0 12	31 N	Notre Dame	9 1	54 A	Boise St.	1 2	107 N	Kent St.	2 0	
16 A	Georgia	2 5	49 H	Nebraska	13 7	58 A	Wisconsin	0 3	108 N	Boston College	1 2	
23 A	North Carolina	0 1	49 H	Nebraska	4 5	58 A	Wisconsin	1 5	111 N	Iowa St.	9 1	
			49 H	Nebraska	8 5	58 A	Wisconsin	10 11	111 N	Iowa St.	12 0	
						60 N	Illinois St.	9 0	129 N	Central Mich.	2 0	
						77 N	Western Ky.	1 0	133 N	Ohio	10 0	
						79 A	UNLV	1 2	171 A	Fla. Atlantic	5 1	
						81 N	Rutgers	4 0	175 N	CSU Bakersfield	10 0	
						84 A	Illinois	14 4	177 N	Weber St.	8 0	
						84 A	Illinois	3 4	184 H	Providence	3 4	
						84 A	Illinois	0 2	189 N	James Madison	3 1	
						86 N	Mercer	3 1	189 N	James Madison	9 1	
									207 N	Bethune-Cookman	13 0	
									244 N	Idaho St.	10 2	
									254 N	Cleveland St.	9 5	
LAST 10 GAMES												
			58 A	Wisconsin	10 11	49 H	Nebraska	8 5				
			58 A	Wisconsin	1 5	84 A	Illinois	14 4				
			58 A	Wisconsin	0 3	84 A	Illinois	3 4				
			49 H	Nebraska	4 5	84 A	Illinois	0 2				
			49 H	Nebraska	13 7	244 N	Idaho St.	10 2				

Non-Div. I Games:

Minnesota

Average RPI Win:		185	WON-LOST RECORD		WINNING PCT. RANK		LAST 10 GAMES		STRENGTH OF SCHEDULE		OPP. STRENGTH OF SCHEDULE		TEAM RPI		ADJ RPI		CONF. RPI		ADJ CONF. RPI	
DIV. I ONLY			25-14-0		.64103 63		7-3-0		100		148		72		.54621 73		21		21	
DIV. I NON-CONF.			16-11-0		.59259 86		0-0-0		50		109		64		.55449 67		22		22	
TOTALS		RPI 1-25		RPI 26-50		W-L RECORDS		RPI 51-100		RPI 101-150		RPI 150+								
25-14-0		0-5-0		0-1-0		OVERALL		4-4-0		4-4-0		17-0-0								
3-3-0		0-0-0		0-0-0		HOME		2-1-0		1-2-0		0-0-0								
8-7-0		0-5-0		0-1-0		AWAY		0-1-0		0-0-0		8-0-0								
14-4-0		0-0-0		0-0-0		NEUTRAL		2-2-0		3-2-0		9-0-0								
16-11-0		0-5-0		0-1-0		NON-CONFERENCE		2-3-0		3-2-0		11-0-0								
0-0-0		0-0-0		0-0-0		HOME		0-0-0		0-0-0		0-0-0								
2-7-0		0-5-0		0-0-		AWAY		0-1-0		0-0-0		2-0-0								
14-4-0		0-0-0		0-0-0		NEUTRAL		2-2-0		3-2-0		9-0-0								
9-3-0		0-0-0		0-0-0		CONFERENCE		2-1-0		1-2-0		6-0-0								
3-3-0		0-0-0		0-0-0		HOME		2-1-0		1-2-0		0-0-0								
6-0-0		0-0-0		0-0-0		AWAY		0-0-0		0-0-0		6-0-0								
0-0-0		0-0-0		0-0-0		NEUTRAL		0-0-0		0-0-0		0-0-0								
RPI	S	Opponent		Score		RPI	S	Opponent		Score		RPI	S	Opponent		Score				
2	A	Alabama		2	3	37	A	Baylor		0	1	54	N	Boise St.		4	7			
2	A	Alabama		4	9							56	A	Fresno St.		0	1			
3	A	Arizona St.		2	10							86	N	Mercer		7	2			
15	A	Florida St.		1	2							87	N	Coastal Caro.		8	3			
17	A	Texas A&M		0	6							87	N	Coastal Caro.		2	4			
												93	H	IPFW		3	0			
												93	H	IPFW		1	5			
												93	H	IPFW		2	1			

Non-Div. I Games:

North Dakota St.

Average RPI Win:		145	WON-LOST RECORD		WINNING PCT. RANK	LAST 10 GAMES	STRENGTH OF SCHEDULE		OPP. STRENGTH OF SCHEDULE	TEAM RPI	ADJ RPI	CONF. RPI	ADJ CONF. RPI				
Average RPI Loss:		96															
DIV. I ONLY			23-18-0		.56098	105	4-6-0		49	152	73	.5454	74	11	11		
DIV. I NON-CONF.			18-13-0		.58065	92	0-1-0		31	181	66	.55526	65	11	11		
TOTALS		RPI 1-25		RPI 26-50		W-L RECORDS		RPI 51-100		RPI 101-150		RPI 150+					
23-18-0		0-1-0		0-4-0		OVERALL		10-6-0		2-5-0		11-2-0					
7-10-0		0-0-0		0-3-0		HOME		4-3-0		0-3-0		3-1-0					
4-5-0		0-0-0		0-0-0		AWAY		2-3-0		1-1-0		1-1-0					
12-3-0		0-1-0		0-1-0		NEUTRAL		4-0-0		1-1-0		7-0-0					
18-13-0		0-1-0		0-4-0		NON-CONFERENCE		8-2-0		1-4-0		9-2-0					
4-9-0		0-0-0		0-3-0		HOME		3-2-0		0-3-0		1-1-0					
2-1-0		0-0-0		0-0-		AWAY		1-0-0		0-0-0		1-1-0					
12-3-0		0-1-0		0-1-0		NEUTRAL		4-0-0		1-1-0		7-0-0					
5-5-0		0-0-0		0-0-0		CONFERENCE		2-4-0		1-1-0		2-0-0					
3-1-0		0-0-0		0-0-0		HOME		1-1-0		0-0-0		2-0-0					
2-4-0		0-0-0		0-0-0		AWAY		1-3-0		1-1-0		0-0-0					
0-0-0		0-0-0		0-0-0		NEUTRAL		0-0-0		0-0-0		0-0-0					
RPI	S	Opponent		Score		RPI	S	Opponent		Score		RPI	S	Opponent		Score	
23	N	North Carolina		0	3	35	H	Kansas		0	1	51	N	Boston U.		3	1
						35	H	Kansas		3	7	53	A	Ga. Southern		4	1
						42	H	UCF		0	3	67	H	McNeese St.		1	0
						46	N	Kentucky		3	8	70	N	Ohio St.		10	5
												71	H	Lipscomb		1	0
												71	H	Lipscomb		4	5
												82	H	UNI		5	4
												82	H	UNI		3	2
												85	A	Kennesaw St.		4	12
												85	A	Kennesaw St.		4	7
												86	A	Mercer		2	3
												86	A	Mercer		2	1
												96	N	Albany (NY)		13	5
												96	N	Albany (NY)		3	2
												98	H	Ball St.		2	10
												98	H	Ball St.		3	9

Non-Div. I Games:

North Florida

RPI	S	Opponent	Score	
273	H	George Mason	9	3
284	H	N.C. Central	8	0
284	H	N.C. Central	8	2

S.C. Upstate

S
.
C
.
U
p
s
t
a
t
e

S
.
C
.
U
p
s
t
a
t
e

Average RPI Win: 147		WON-LOST	WINNING	LAST 10	STRENGTH OF		OPP. STRENGTH	TEAM	ADJ	CONF.	ADJ CONF.
Average RPI Loss: 76		RECORD	PCT. RANK	GAMES	SCHEDULE		OF SCHEDULE	RPI	RPI	RPI	RPI
DIV. I ONLY		23-15-1	.60256	85	4-5-1		123	78	83	.54327	77
DIV. I NON-CONF.		17-10-0	.62963	69	2-2-0		138	104	85	.53991	85
TOTALS		RPI 1-25	RPI 26-50		W-L RECORDS		RPI 51-100		RPI 101-150		RPI 150+
23-15-1	0-2-0	5-5-0		OVERALL		2-2-0		3-5-1		13-1-0	
8-5-0	0-1-0	3-4-0		HOME		0-0-0		2-0-0		3-0-0	
5-5-1	0-1-0	0-0-0		AWAY		0-1-0		0-2-1		5-1-0	
10-5-0	0-0-0	2-1-0		NEUTRAL		2-1-0		1-3-0		5-0-0	
17-10-0	0-2-0	2-2-0		NON-CONFERENCE		2-2-0		3-3-0		10-1-0	
5-2-0	0-1-0	0-1-0		HOME		0-0-0		2-0-0		3-0-0	
2-3-0	0-1-0	0-0-		AWAY		0-1-0		0-0-0		2-1-0	
10-5-0	0-0-0	2-1-0		NEUTRAL		2-1-0		1-3-0		5-0-0	
6-5-1	0-0-0	3-3-0		CONFERENCE		0-0-0		0-2-1		3-0-0	
3-3-0	0-0-0	3-3-0		HOME		0-0-0		0-0-0		0-0-0	
3-2-1	0-0-0	0-0-0		AWAY		0-0-0		0-2-1		3-0-0	
0-0-0	0-0-0	0-0-0		NEUTRAL		0-0-0		0-0-0		0-0-0	
RPI S	Opponent	Score	RPI S	Opponent	Score	RPI S	Opponent	Score	RPI S	Opponent	Score
12 H	Louisville	0 6	32 N	Georgia Tech	3 5	69 N	Georgia St.	3 2	102 H	Bowling Green	5 1
13 A	Arizona	4 6	40 H	Troy	1 9	72 N	Minnesota	0 1	103 A	North Texas	3 4
			40 H	Troy	8 0	80 A	South Carolina	4 5	103 A	North Texas	8 9
			40 H	Troy	2 0	85 N	Kennesaw St.	9 3	103 A	North Texas	6 6
			43 N	UAB	3 2				108 N	Boston College	2 4
			43 N	UAB	6 0				115 N	UT Martin	4 5
			45 H	South Ala.	5 4				139 H	Murray St.	10 1
			45 H	South Ala.	1 5				143 N	Jacksonville St.	6 5
			45 H	South Ala.	1 2				147 N	Southern Utah	4 5
			46 H	Kentucky	2 4				171 A	Fla. Atlantic	5 1
									171 A	Fla. Atlantic	9 3
									171 A	Fla. Atlantic	11 0
									176 A	Eastern Ky.	3 5
									182 N	Winthrop	8 5
									184 N	Providence	5 1
									188 H	Tennessee Tech	1 0
									201 N	North Dakota	9 2
									203 A	Samford	5 1
									203 A	Samford	11 1
									224 H	Indiana St.	10 2
									236 N	Tennessee St.	8 0
									249 H	Morehead St.	4 1
									254 N	Cleveland St.	4 3
			LAST 10 GAMES								
			40 H	Troy	2 0	103 A	North Texas	8 9			
			40 H	Troy	8 0	203 A	Samford	5 1			
			40 H	Troy	1 9	203 A	Samford	11 1			
			103 A	North Texas	6 6	176 A	Eastern Ky.	3 5			
			103 A	North Texas	3 4	46 H	Kentucky	2 4			

Non-Div. I Games:

Western Ky.

Average RPI Win: 161		WON-LOST	WINNING	LAST 10	STRENGTH OF		OPP. STRENGTH	TEAM	ADJ		CONF.	ADJ CONF.
Average RPI Loss: 45		RECORD	PCT. RANK	GAMES	SCHEDULE		OF SCHEDULE	RPI	RPI		RPI	RPI
DIV. I ONLY		16-21-0	.43243	180	3-7-0		15	52	75		.54241	78
DIV. I NON-CONF.		13-10-0	.56522	97	2-1-0		146	140	111		.51415	114
TOTALS		RPI 1-25	RPI 26-50		W-L RECORDS		RPI 51-100		RPI 101-150		RPI 150+	
16-21-0		0-13-0	1-3-0		OVERALL		3-1-0		2-3-0		10-1-0	
6-7-0		0-3-0	1-3-0		HOME		1-0-0		0-1-0		4-0-0	
2-12-0		0-10-0	0-0-0		AWAY		2-0-0		0-2-0		0-0-0	
8-2-0		0-0-0	0-0-0		NEUTRAL		0-1-0		2-0-0		6-1-0	
13-10-0		0-4-0	0-1-0		NON-CONFERENCE		1-1-0		2-3-0		10-1-0	
5-2-0		0-0-0	0-1-0		HOME		1-0-0		0-1-0		4-0-0	
0-6-0		0-4-0	0-0-		AWAY		0-0-0		0-2-0		0-0-0	
8-2-0		0-0-0	0-0-0		NEUTRAL		0-1-0		2-0-0		6-1-0	
3-11-0		0-9-0	1-2-0		CONFERENCE		2-0-0		0-0-0		0-0-0	
1-5-0		0-3-0	1-2-0		HOME		0-0-0		0-0-0		0-0-0	
2-6-0		0-6-0	0-0-0		AWAY		2-0-0		0-0-0		0-0-0	
0-0-0		0-0-0	0-0-0		NEUTRAL		0-0-0		0-0-0		0-0-0	
RPI S	Opponent	Score	RPI S	Opponent	Score	RPI S	Opponent	Score	RPI S	Opponent	Score	
2 A	Alabama	1 12	26 H	Auburn	5 9	61 H	Chattanooga	9 6	117 A	A&M-Corpus Christi	4 7	
2 A	Alabama	7 10	26 H	Auburn	6 1	61 N	Chattanooga	3 5	131 N	Colorado St.	5 2	
2 A	Alabama	2 12	26 H	Auburn	4 7	66 A	Arkansas	13 0	137 N	UTSA	12 2	
5 A	Florida	0 5	40 H	Troy	1 5	66 A	Arkansas	7 6	139 H	Murray St.	6 11	
5 A	Florida	1 9							145 A	Central Ark.	5 6	
5 A	Florida	3 14							160 N	Cal Poly	6 4	
15 A	Florida St.	0 8							188 N	Tennessee Tech	6 3	
15 A	Florida St.	6 10							189 N	James Madison	3 2	
16 H	Georgia	0 8							209 N	Southern Miss.	5 3	
16 H	Georgia	0 9							217 H	Belmont	5 0	
16 H	Georgia	4 8							217 H	Belmont	9 1	
24 A	Stanford	4 8							217 H	Belmont	6 0	
24 A	Stanford	5 13							222 N	Stephen F. Austin	9 0	
									222 N	Stephen F. Austin	11 3	
									241 H	Jackson St.	5 2	
									241 N	Jackson St.	2 7	
LAST 10 GAMES												
5 A	Florida	3 14	26 H	Auburn	4 7							
5 A	Florida	1 9	26 H	Auburn	5 9							
5 A	Florida	0 5	241 N	Jackson St.	2 7							
241 H	Jackson St.	5 2	209 N	Southern Miss.	5 3							
26 H	Auburn	6 1	16 H	Georgia	0 8							

Non-Div. I Games:

Ole Miss

UNLV				Through Games Of Through April 8, 2012															
Average RPI Win: 120		WON-LOST RECORD		WINNING PCT. RANK		LAST 10 GAMES		STRENGTH OF SCHEDULE		OPP. STRENGTH OF SCHEDULE		TEAM RPI		ADJ RPI		CONF. RPI		ADJ CONF. RPI	
DIV. I ONLY		19-16-0		.54286 114		6-4-0		70		81		79		.54113 79		6		6	
DIV. I NON-CONF.		19-16-0		.54286 106		6-4-0		65		85		84		.54113 83		6		6	
TOTALS		RPI 1-25		RPI 26-50		W-L RECORDS		RPI 51-100		RPI 101-150		RPI 150+							
19-16-0		0-4-0		1-1-0		OVERALL		8-5-0		2-3-0		8-3-0							
6-8-0		0-3-0		0-0-0		HOME		2-2-0		0-0-0		4-3-0							
3-3-0		0-0-0		0-0-0		AWAY		2-0-0		0-3-0		1-0-0							
10-5-0		0-1-0		1-1-0		NEUTRAL		4-3-0		2-0-0		3-0-0							
19-16-0		0-4-0		1-1-0		NON-CONFERENCE		8-5-0		2-3-0		8-3-0							
6-8-0		0-3-0		0-0-0		HOME		2-2-0		0-0-0		4-3-0							
3-3-0		0-0-0		0-0-		AWAY		2-0-0		0-3-0		1-0-0							
10-5-0		0-1-0		1-1-0		NEUTRAL		4-3-0		2-0-0		3-0-0							
0-0-0		0-0-0		0-0-0		CONFERENCE		0-0-0		0-0-0		0-0-0							
0-0-0		0-0-0		0-0-0		HOME		0-0-0		0-0-0		0-0-0							
0-0-0		0-0-0		0-0-0		AWAY		0-0-0		0-0-0		0-0-0							
0-0-0		0-0-0		0-0-0		NEUTRAL		0-0-0		0-0-0		0-0-0							
RPI	S	Opponent		Score		RPI	S	Opponent		Score		RPI	S	Opponent		Score			
8	H	Oklahoma		0 5		31	N	Notre Dame		3 2		52	N	Purdue		6 2			
10	H	Hawaii		2 12		48	N	Houston		7 11		56	A	Fresno St.		8 5			
22	H	DePaul		3 8								56	A	Fresno St.		12 2			
23	N	North Carolina		0 5								59	N	Pittsburgh		2 3			
												70	H	Ohio St.		3 4			
												71	N	Lipscomb		5 3			
												71	N	Lipscomb		1 2			
												72	H	Minnesota		2 1			
												84	H	Illinois		2 3			
												88	H	New Mexico St.		6 1			
												94	N	Harvard		7 2			
												98	N	Ball St.		1 5			
												98	N	Ball St.		3 0			
														176 N Eastern Ky.		6 1			
														177 H Weber St.		5 11			
														180 H Seton Hall		6 4			
														180 H Seton Hall		0 5			
														244 H Idaho St.		7 1			
LAST 10 GAMES																			

Non-Div. I Games:

UNLV

Average RPI Win:		152	WON-LOST RECORD		WINNING PCT. RANK	LAST 10 GAMES		STRENGTH OF SCHEDULE		OPP. STRENGTH OF SCHEDULE	TEAM RPI	ADJ RPI	CONF. RPI	ADJ CONF. RPI			
DIV. I ONLY			23-18-0		.56098	105	4-6-0		82		68	78	.54061	80	3	3	
DIV. I NON-CONF.			20-7-0		.74074	34	3-1-0		162		174	68	.55172	73	2	2	
TOTALS		RPI 1-25		RPI 26-50		W-L RECORDS		RPI 51-100		RPI 101-150		RPI 150+					
23-18-0		0-7-0		1-4-0		OVERALL		5-5-0		4-1-0		13-1-0					
13-8-0		0-3-0		0-2-0		HOME		5-1-0		1-1-0		7-1-0					
4-9-0		0-4-0		1-2-0		AWAY		0-3-0		0-0-0		3-0-0					
6-1-0		0-0-0		0-0-0		NEUTRAL		0-1-0		3-0-0		3-0-0					
20-7-0		0-1-0		0-0-0		NON-CONFERENCE		3-4-0		4-1-0		13-1-0					
11-2-0		0-0-0		0-0-0		HOME		3-0-0		1-1-0		7-1-0					
3-4-0		0-1-0		0-0-		AWAY		0-3-0		0-0-0		3-0-0					
6-1-0		0-0-0		0-0-0		NEUTRAL		0-1-0		3-0-0		3-0-0					
3-11-0		0-6-0		1-4-0		CONFERENCE		2-1-0		0-0-0		0-0-0					
2-6-0		0-3-0		0-2-0		HOME		2-1-0		0-0-0		0-0-0					
1-5-0		0-3-0		1-2-0		AWAY		0-0-0		0-0-0		0-0-0					
0-0-0		0-0-0		0-0-0		NEUTRAL		0-0-0		0-0-0		0-0-0					
RPI	S	Opponent		Score		RPI	S	Opponent		Score		RPI	S	Opponent		Score	
5	A	Florida		1 9		33	H	Mississippi St.		0 9		65	A	FIU		1 3	
5	A	Florida		0 1		33	H	Mississippi St.		6 10		66	H	Arkansas		7 2	
5	A	Florida		3 7		46	A	Kentucky		0 7		66	H	Arkansas		8 7	
19	H	LSU		0 9		46	A	Kentucky		5 10		66	H	Arkansas		4 5	
19	H	LSU		0 5		46	A	Kentucky		9 1		76	N	Jacksonville		6 7	
19	H	LSU		0 5								77	H	Western Ky.		5 4	
23	A	North Carolina		0 8								87	A	Coastal Caro.		1 2	
												87	A	Coastal Caro.		2 5	
												97	H	Longwood		7 2	
												97	H	Longwood		12 5	
																</	

Non-Div. I Games:

South Carolina

Average RPI Win:		170	WON-LOST RECORD		WINNING PCT. RANK	LAST 10 GAMES		STRENGTH OF SCHEDULE		OPP. STRENGTH OF SCHEDULE	TEAM RPI	ADJ RPI		CONF. RPI	ADJ CONF. RPI		
Average RPI Loss:		63															
DIV. I ONLY			16-20-0		.44444	170	5-5-0		19	106	81	.53861	81	7	7		
DIV. I NON-CONF.			11-14-0		.44	163	0-2-0		53	117	112	.51577	111	7	7		
TOTALS		RPI 1-25		RPI 26-50		W-L RECORDS		RPI 51-100		RPI 101-150		RPI 150+					
16-20-0		1-8-0		1-2-0		OVERALL		1-6-0		0-3-0		13-1-0					
3-2-0		0-0-0		0-0-0		HOME		0-2-0		0-0-0		3-0-0					
4-9-0		0-8-0		1-1-0		AWAY		0-0-0		0-0-0		3-0-0					
9-9-0		1-0-0		0-1-0		NEUTRAL		1-4-0		0-3-0		7-1-0					
11-14-0		1-2-0		1-2-0		NON-CONFERENCE		1-6-0		0-3-0		8-1-0					
0-2-0		0-0-0		0-0-0		HOME		0-2-0		0-0-0		0-0-0					
2-3-0		0-2-0		1-0-		AWAY		0-0-0		0-0-0		1-0-0					
9-9-0		1-0-0		0-1-0		NEUTRAL		1-4-0		0-3-0		7-1-0					
5-6-0		0-6-0		0-0-0		CONFERENCE		0-0-0		0-0-0		5-0-0					
3-0-0		0-0-0		0-0-0		HOME		0-0-0		0-0-0		3-0-0					
2-6-0		0-6-0		0-0-0		AWAY		0-0-0		0-0-0		2-0-0					
0-0-0		0-0-0		0-0-0		NEUTRAL		0-0-0		0-0-0		0-0-0					
RPI	S	Opponent		Score		RPI	S	Opponent		Score		RPI	S	Opponent		Score	
6	A	La.-Lafayette		1	15	36	N	Tulsa		1	12	62	H	Hofstra		2	8
12	A	Louisville		0	2	47	A	Texas St.		2	1	62	H	Hofstra		0	8
12	A	Louisville		0	1	47	A	Texas St.		6	11	72	N	Minnesota		0	4
12	A	Louisville		2	3							82	N	UNI		0	4
15	N	Florida St.		1	0							86	N	Mercer		6	14
16	A	Georgia		1	12							91	N	Penn St.		9	0
18	A	South Fla.		0	1							92	N	Fordham		1	6
18	A	South Fla.		0	11												
18	A	South Fla.		0	9												

Non-Div. I Games:

Rutgers

UNI				Through Games Of Through April 8, 2012											
Average RPI Win: 179		WON-LOST	WINNING	LAST 10	STRENGTH OF		OPP. STRENGTH	TEAM	ADJ		CONF.	ADJ CONF.			
Average RPI Loss: 128		RECORD	PCT. RANK	GAMES	SCHEDULE		OF SCHEDULE	RPI	RPI		RPI	RPI			
DIV. I ONLY		28-9-0	.75676	21	9-0-0		218	170	80	.53811	82	14	14		
DIV. I NON-CONF.		15-9-0	.625	72	2-0-0		158	164	95	.52582	95	14	14		
TOTALS		RPI 1-25		RPI 26-50		W-L RECORDS		RPI 51-100		RPI 101-150		RPI 150+			
28-9-0		0-0-0		0-0-0		OVERALL		3-3-0		6-3-0		19-3-0			
6-0-0		0-0-0		0-0-0		HOME		0-0-0		0-0-0		6-0-0			
12-3-0		0-0-0		0-0-0		AWAY		0-2-0		4-1-0		8-0-0			
10-6-0		0-0-0		0-0-0		NEUTRAL		3-1-0		2-2-0		5-3-0			
15-9-0		0-0-0		0-0-0		NON-CONFERENCE		3-3-0		5-3-0		7-3-0			
0-0-0		0-0-0		0-0-0		HOME		0-0-0		0-0-0		0-0-0			
6-3-0		0-0-0		0-0-		AWAY		0-2-0		4-1-0		2-0-0			
9-6-0		0-0-0		0-0-0		NEUTRAL		3-1-0		1-2-0		5-3-0			
13-0-0		0-0-0		0-0-0		CONFERENCE		0-0-0		1-0-0		12-0-0			
6-0-0		0-0-0		0-0-0		HOME		0-0-0		0-0-0		6-0-0			
6-0-0		0-0-0		0-0-0		AWAY		0-0-0		0-0-0		6-0-0			
1-0-0		0-0-0		0-0-0		NEUTRAL		0-0-0		1-0-0		0-0-0			
RPI S	Opponent	Score	RPI S	Opponent	Score	RPI S	Opponent	Score	RPI S	Opponent	Score	RPI S	Opponent	Score	
						51 N	Boston U.	1 0	111 A	Iowa St.	8 0				
						64 N	Miami (OH)	0 2	126 N	Central Conn. St.	1 2				
						74 A	North Florida	2 3	128 N	Missouri St.	5 3				
						74 A	North Florida	4 5	131 A	Colorado St.	8 2				
						81 N	Rutgers	4 0	131 A	Colorado St.	13 16				
						100 N	Valparaiso	6 0	136 A	Western Ill.	8 0				
									136 N	Western Ill.	5 0				
									136 N	Western Ill.	1 4				
									141 A	Stetson	8 0				
									170 N	LIU Brooklyn	1 5				
									172 A	Memphis	3 2				
									177 N	Weber St.	8 0				
									177 N	Weber St.	10 12				
									181 N	St. Mary's (CA)	8 2				
									186 H	Drake	3 2				
									186 H	Drake	11 2				
									186 H	Drake	5 1				
									197 A	Wichita St.	8 6				
									197 A	Wichita St.	6 5				
									197 A	Wichita St.	4 2				
									201 N	North Dakota	4 8				
									224 A	Indiana St.	7 0				
									224 A	Indiana St.	7 5				
									224 A	Indiana St.	11 1				
									228 N	Neb. Omaha	3 2				
									230 A	Southeast Mo. St.	2 1				
									231 H	Evansville	1 0				
		LAST 10 GAMES													
						186 H	Drake	11 2	197 A	Wichita St.	8 6				
						186 H	Drake	3 2	197 A	Wichita St.	6 5				
						186 H	Drake	5 1	111 A	Iowa St.	8 0				
						136 A	Western Ill.	8 0	224 A	Indiana St.	7 5				
						197 A	Wichita St.	4 2	224 A	Indiana St.	7 0				

Non-Div. I Games:

UNI

RPI	S	Opponent	Score	
231	H	Evansville	8	0
231	H	Evansville	8	1
240	N	Green Bay	9	1
252	N	Canisius	8	0

Average RPI Win:		162	WON-LOST RECORD		WINNING PCT. RANK		LAST 10 GAMES		STRENGTH OF SCHEDULE		OPP. STRENGTH OF SCHEDULE		TEAM RPI		ADJ RPI		CONF. RPI		ADJ CONF. RPI				
DIV. I ONLY			17-14-0		.54839 110		7-3-0		83		91		86		.53537 83		7		7				
DIV. I NON-CONF.			11-11-0		.5 128		4-0-0		141		61		123		.50977 121		7		7				
TOTALS		RPI 1-25		RPI 26-50		W-L RECORDS		RPI 51-100		RPI 101-150		RPI 150+											
17-14-0		0-2-0		1-4-0		OVERALL		1-6-0		4-0-0		11-2-0											
7-0-0		0-0-0		1-0-0		HOME		1-0-0		3-0-0		2-0-0											
6-9-0		0-1-0		0-3-0		AWAY		0-4-0		0-0-0		6-1-0											
4-5-0		0-1-0		0-1-0		NEUTRAL		0-2-0		1-0-0		3-1-0											
11-11-0		0-2-0		1-1-0		NON-CONFERENCE		1-6-0		1-0-0		8-2-0											
4-0-0		0-0-0		1-0-0		HOME		1-0-0		0-0-0		2-0-0											
3-6-0		0-1-0		0-0-		AWAY		0-4-0		0-0-0		3-1-0											
4-5-0		0-1-0		0-1-0		NEUTRAL		0-2-0		1-0-0		3-1-0											
6-3-0		0-0-0		0-3-0		CONFERENCE		0-0-0		3-0-0		3-0-0											
3-0-0		0-0-0		0-0-0		HOME		0-0-0		3-0-0		0-0-0											
3-3-0		0-0-0		0-3-0		AWAY		0-0-0		0-0-0		3-0-0											
0-0-0		0-0-0		0-0-0		NEUTRAL		0-0-0		0-0-0		0-0-0											
RPI	S	Opponent		Score		RPI	S	Opponent		Score		RPI	S	Opponent		Score							
9	N	Oregon		3	9	31	A	Notre Dame		2	5	51	H	Boston U.		3	0	132	H	Villanova		6	3
16	A	Georgia		1	8	31	A	Notre Dame		2	7	55	N	San Diego St.		3	8	132	H	Villanova		4	1
						31	A	Notre Dame		3	7	56	A	Fresno St.		1	6	132	H	Villanova		7	6
						35	N	Kansas		0	8	56	A	Fresno St.		3	8	136	N	Western Ill.		4	2
						39	H	Massachusetts		5	3	58	N	Wisconsin		3	5	158	N	Butler		10	8
												62	A	Hofstra		2	8	173	A	Fairfield		2	6
												62	A	Hofstra		0	8	175	A	CSU Bakersfield		9	0
																		175	A	CSU Bakersfield		15	0
																		180	A	Seton Hall		3	1
																		180	A	Seton Hall		3	1
																		180	A	Seton Hall		6	0
																		188	N	Tennessee Tech		7	9
																		202	N	Maine		8	2
																		202	N	Maine		8	0
																		220	H	Sacred Heart		8	4
																		220	H	Sacred Heart		15	9
																		246	A	Bryant		6	4
						LAST 10 GAMES																	
						132	H	Villanova		7	6	31	A	Notre Dame		2	5						
						132	H	Villanova		6	3	31	A	Notre Dame		3	7						
						132	H	Villanova		4	1	51	H	Boston U.		3	0						
						39	H	Massachusetts		5	3	220	H	Sacred Heart		15	9						
						31	A	Notre Dame		2	7	220	H	Sacred Heart		8	4						

Non-Div. I Games:

Connecticut

Average RPI Win:		98	WON-LOST		WINNING		LAST 10		STRENGTH OF		OPP. STRENGTH		TEAM	ADJ		CONF.	ADJ CONF.							
Average RPI Loss:		70	RECORD		PCT. RANK		GAMES		SCHEDULE		OF SCHEDULE		RPI	RPI		RPI	RPI							
DIV. I ONLY			16-18-0		.47059		153		2-8-0		57		36		88		.53464		84		5		5	
DIV. I NON-CONF.			13-11-0		.54167		107		1-1-0		36		23		61		.56075		59		5		5	
TOTALS		RPI 1-25		RPI 26-50				W-L RECORDS				RPI 51-100				RPI 101-150				RPI 150+				
16-18-0		0-3-0		3-4-0				OVERALL				8-8-0				1-1-0				4-2-0				
3-2-0		0-0-0		0-0-0				HOME				2-2-0				0-0-0				1-0-0				
1-7-0		0-0-0		0-3-0				AWAY				1-4-0				0-0-0				0-0-0				
12-9-0		0-3-0		3-1-0				NEUTRAL				5-2-0				1-1-0				3-2-0				
13-11-0		0-3-0		3-1-0				NON-CONFERENCE				6-4-0				0-1-0				4-2-0				
1-1-0		0-0-0		0-0-0				HOME				0-1-0				0-0-0				1-0-0				
1-1-0		0-0-0		0-0-				AWAY				1-1-0				0-0-0				0-0-0				
11-9-0		0-3-0		3-1-0				NEUTRAL				5-2-0				0-1-0				3-2-0				
3-7-0		0-0-0		0-3-0				CONFERENCE				2-4-0				1-0-0				0-0-0				
2-1-0		0-0-0		0-0-0				HOME				2-1-0				0-0-0				0-0-0				
0-6-0		0-0-0		0-3-0				AWAY				0-3-0				0-0-0				0-0-0				
1-0-0		0-0-0		0-0-0				NEUTRAL				0-0-0				1-0-0				0-0-0				
RPI	S	Opponent		Score		RPI	S	Opponent		Score		RPI	S	Opponent		Score		RPI	S	Opponent		Score		
7	N	Tennessee		7	10	39	N	Massachusetts		1	4	51	N	Boston U.		5	4	104	N	Maryland		0	5	
12	N	Louisville		3	8	39	N	Massachusetts		7	2	51	N	Boston U.		1	8	144	N	Michigan St.		8	0	
18	N	South Fla.		0	8	39	N	Massachusetts		4	2	59	N	Pittsburgh		1	0	171	N	Fla. Atlantic		5	8	
						43	N	UAB		1	0	59	N	Pittsburgh		1	2	171	N	Fla. Atlantic		7	6	
						49	A	Nebraska		1	4	60	H	Illinois St.		0	1	180	N	Seton Hall		0	1	
						49	A	Nebraska		0	11	61	N	Chattanooga		4	0	182	N	Winthrop		3	2	
						49	A	Nebraska		1	5	62	N	Hofstra		2	0	184	N	Providence		3	1	
												65	A	FIU		0	8	224	H	Indiana St.		7	2	
												72	H	Minnesota		2	0							
												72	H	Minnesota		4	14							
												72	H	Minnesota		4	3							
												79	A	UNLV		3	2							
												88	N	New Mexico St.		4	3							
												89	A	Iowa		0	1							
												89	A	Iowa		1	5							
												89	A	Iowa		1	9							
LAST 10 GAMES																								
						49	A	Nebraska		1	4	89	A	Iowa		1	9							
						49	A	Nebraska		1	5	89	A	Iowa		1	5							
						49	A	Nebraska		0	11	224	H	Indiana St.		7	2							
						60	H	Illinois St.		0	1	72	H	Minnesota		4	14							
						89	A	Iowa		0	1	72	H	Minnesota		4	3							

Non-Div. I Games:

Illinois

Average RPI Win:		139	WON-LOST RECORD		WINNING PCT. RANK	LAST 10 GAMES	STRENGTH OF SCHEDULE		OPP. STRENGTH OF SCHEDULE	TEAM RPI	ADJ RPI	CONF. RPI	ADJ CONF. RPI
Average RPI Loss:		92											
DIV. I ONLY		22-19-0			.53659 121	6-4-0	61		134	85	.53429 85	11	11
DIV. I NON-CONF.		14-16-0			.46667 150	0-2-0	68		163	116	.51084 117	11	11
TOTALS		RPI 1-25	RPI 26-50		W-L RECORDS		RPI 51-100		RPI 101-150		RPI 150+		
22-19-0		0-1-0	0-4-0		OVERALL		9-7-0		4-4-0		9-3-0		
5-6-0		0-0-0	0-1-0		HOME		4-5-0		0-0-0		1-0-0		
5-6-0		0-0-0	0-3-0		AWAY		2-1-0		1-2-0		2-0-0		
12-7-0		0-1-0	0-0-0		NEUTRAL		3-1-0		3-2-0		6-3-0		
14-16-0		0-1-0	0-4-0		NON-CONFERENCE		4-5-0		3-3-0		7-3-0		
2-5-0		0-0-0	0-1-0		HOME		1-4-0		0-0-0		1-0-0		
1-4-0		0-0-0	0-0-0		AWAY		1-0-0		0-1-0		0-0-0		
11-7-0		0-1-0	0-0-0		NEUTRAL		2-1-0		3-2-0		6-3-0		
8-3-0		0-0-0	0-0-0		CONFERENCE		5-2-0		1-1-0		2-0-0		
3-1-0		0-0-0	0-0-0		HOME		3-1-0		0-0-0		0-0-0		
4-2-0		0-0-0	0-0-0		AWAY		1-1-0		1-1-0		2-0-0		
1-0-0		0-0-0	0-0-0		NEUTRAL		1-0-0		0-0-0		0-0-0		
RPI S	Opponent	Score	RPI S	Opponent	Score	RPI S	Opponent	Score	RPI S	Opponent	Score		
25 N	Syracuse	1 8	32 A	Georgia Tech	1 9	53 H	Ga. Southern	0 9	110 N	Marshall	4 3		
			32 H	Georgia Tech	3 6	53 H	Ga. Southern	4 10	112 A	Fla. Gulf Coast	0 2		
			43 A	UAB	0 4	53 H	Ga. Southern	1 5	112 A	Fla. Gulf Coast	3 1		
			43 A	UAB	1 6	64 N	Miami (OH)	2 0	115 N	UT Martin	2 1		
						64 N	Miami (OH)	7 4	121 A	Col. of Charleston	2 4		
						69 H	Georgia St.	3 1	125 N	Saint Louis	3 4		
						69 H	Georgia St.	1 3	127 N	Charleston So.	4 2		
						74 H	North Florida	12 4	140 N	Robert Morris	4 5		
						74 H	North Florida	7 4	157 N	Bradley	10 1		
						75 A	S.C. Upstate	0 1	170 N	LIU Brooklyn	1 0		
						75 A	S.C. Upstate	7 2	185 N	Elon	0 5		
						76 H	Jacksonville	2 1	194 N	UNC Greensboro	5 6		
						76 H	Jacksonville	5 6	200 A	East Tenn. St.	4 3		
						77 N	Western Ky.	3 9	200 A	East Tenn. St.	9 0		
						86 N	Mercer	6 1	203 H	Samford	10 2		
						92 A	Fordham	8 2	218 N	Austin Peay	9 0		
									233 N	Toledo	4 7		
									249 N	Morehead St.	2 1		
									266 N	Alabama St.	11 0		
									266 N	Alabama St.	6 1		
			LAST 10 GAMES										
			76 H	Jacksonville	5 6	75 A	S.C. Upstate	7 2					
			76 H	Jacksonville	2 1	75 A	S.C. Upstate	0 1					
			74 H	North Florida	12 4	200 A	East Tenn. St.	9 0					
			74 H	North Florida	7 4	200 A	East Tenn. St.	4 3					
			32 H	Georgia Tech	3 6	32 A	Georgia Tech	1 9					

Non-Div. I Games:

Kennesaw St.

Average RPI Win:	191	WON-LOST RECORD	WINNING PCT. RANK	LAST 10 GAMES	STRENGTH OF SCHEDULE	OPP. STRENGTH OF SCHEDULE	TEAM RPI	ADJ RPI	CONF. RPI	ADJ CONF. RPI			
DIV. I ONLY		30-13-0	.69767	36	6-4-0	155	192	84	.53382	87	16	16	
DIV. I NON-CONF.		23-9-0	.71875	42	0-0-0	200	205	87	.52934	93	17	17	
<hr/>													
TOTALS	RPI 1-25	RPI 26-50		W-L RECORDS		RPI 51-100		RPI 101-150		RPI 150+			
30-13-0	0-1-0	1-2-0		OVERALL		4-4-0		5-3-0		20-3-0			
20-5-0	0-0-0	0-0-0		HOME		2-2-0		4-1-0		14-2-0			
5-4-0	0-1-0	1-2-0		AWAY		0-0-0		1-1-0		3-0-0			
5-4-0	0-0-0	0-0-0		NEUTRAL		2-2-0		0-1-0		3-1-0			
23-9-0	0-1-0	0-0-0		NON-CONFERENCE		4-4-0		4-2-0		15-2-0			
17-3-0	0-0-0	0-0-0		HOME		2-2-0		3-0-0		12-1-0			
1-2-0	0-1-0	0-0-		AWAY		0-0-0		1-1-0		0-0-0			
5-4-0	0-0-0	0-0-0		NEUTRAL		2-2-0		0-1-0		3-1-0			
7-4-0	0-0-0	1-2-0		CONFERENCE		0-0-0		1-1-0		5-1-0			
3-2-0	0-0-0	0-0-0		HOME		0-0-0		1-1-0		2-1-0			
4-2-0	0-0-0	1-2-0		AWAY		0-0-0		0-0-0		3-0-0			
0-0-0	0-0-0	0-0-0		NEUTRAL		0-0-0		0-0-0		0-0-0			
RPI	S	Opponent	Score	RPI	S	Opponent	Score	RPI	S	Opponent	Score		
15	A	Florida St.	1 6	34	A	Radford	6 2	51	N	Boston U.	1 7		
				34	A	Radford	3 9	53	H	Ga. Southern	2 5		
				34	A	Radford	8 9	73	N	North Dakota St.	3 8		
								73	N	North Dakota St.	4 2		
								80	H	South Carolina	2 1		
								80	H	South Carolina	5 2		
								86	N	Mercer	9 3		
								93	H	IPFW	0 1		
										107	N	Kent St.	0 3
										110	H	Marshall	7 3
										121	A	Col. of Charleston	0 5
										121	A	Col. of Charleston	2 1
										127	H	Charleston So.	0 1
										127	H	Charleston So.	1 0
										148	H	Temple	4 0
										148	H	Temple	7 0
										170	N	LIU Brooklyn	1 0
										199	H	Gardner-Webb	5 2
										199	H	Gardner-Webb	3 1
										199	H	Gardner-Webb	4 5
										211	N	Florida A&M	3 0
										220	H	Sacred Heart	2 0
										220	H	Sacred Heart	6 0
										227	H	George Washington	7 4
										228	H	Neb. Omaha	5 0
										232	A	Presbyterian	8 2
										232	A	Presbyterian	5 0
										232	A	Presbyterian	11 2
										234	H	Dartmouth	4 2
										246	N	Bryant	10 0
										251	H	La Salle	3 0
										251	H	La Salle	0 1
										251	H	La Salle	7 5
										255	N	Hartford	0 1
										261	H	Hampton	8 0
				LAST 10 GAMES									
				34	A	Radford	3 9	199	H	Gardner-Webb	5 2		
				34	A	Radford	8 9	127	H	Charleston So.	0 1		
				34	A	Radford	6 2	127	H	Charleston So.	1 0		
				199	H	Gardner-Webb	3 1	232	A	Presbyterian	11 2		
				199	H	Gardner-Webb	4 5	232	A	Presbyterian	8 2		

Non-Div. I Games:

Coastal Caro.

RPI	S	Opponent	Score	
270	H	N.C. A&T	9	0
270	H	N.C. A&T	9	0
273	H	George Mason	4	3
283	H	Saint Peter's	8	0

Coastal Caro.

C
o
a
s
t
a
l
C
a
r
o
.

C
o
a
s
t
a
l
C
a
r
o
.

Average RPI Win:		153	WON-LOST RECORD		WINNING PCT. RANK		LAST 10 GAMES		STRENGTH OF SCHEDULE		OPP. STRENGTH OF SCHEDULE		TEAM RPI	ADJ RPI		CONF. RPI	ADJ CONF. RPI	
DIV. I ONLY			18-22-0		.45	167	1-9-0		43		73		93	.53291		88	9	9
DIV. I NON-CONF.			18-13-0		.58065	92	1-0-0		66		74		75	.55211		71	9	9
TOTALS		RPI 1-25		RPI 26-50		W-L RECORDS		RPI 51-100		RPI 101-150		RPI 150+						
18-22-0		1-8-0		1-5-0		OVERALL		2-5-0		4-0-0		10-4-0						
10-6-0		0-3-0		1-2-0		HOME		1-1-0		2-0-0		6-0-0						
2-9-0		1-2-0		0-3-0		AWAY		0-1-0		0-0-0		1-3-0						
6-7-0		0-3-0		0-0-0		NEUTRAL		1-3-0		2-0-0		3-1-0						
18-13-0		1-5-0		1-2-0		NON-CONFERENCE		2-5-0		4-0-0		10-1-0						
10-3-0		0-0-0		1-2-0		HOME		1-1-0		2-0-0		6-0-0						
2-3-0		1-2-0		0-0-		AWAY		0-1-0		0-0-0		1-0-0						
6-7-0		0-3-0		0-0-0		NEUTRAL		1-3-0		2-0-0		3-1-0						
0-9-0		0-3-0		0-3-0		CONFERENCE		0-0-0		0-0-0		0-3-0						
0-3-0		0-3-0		0-0-0		HOME		0-0-0		0-0-0		0-0-0						
0-6-0		0-0-0		0-3-0		AWAY		0-0-0		0-0-0		0-3-0						
0-0-0		0-0-0		0-0-0		NEUTRAL		0-0-0		0-0-0		0-0-0						
RPI	S	Opponent		Score		RPI	S	Opponent		Score		RPI	S	Opponent		Score		
1	N	California		0	2	30	A	BYU		3	6	55	N	San Diego St.		0	6	
3	A	Arizona St.		5	13	30	A	BYU		2	3	68	N	Pacific		2	10	
9	N	Oregon		1	7	30	A	BYU		1	9	79	A	UNLV		1	6	
10	H	Hawaii		1	9	41	H	New Mexico		8	6	84	N	Illinois		3	4	
10	H	Hawaii		3	4	49	H	Nebraska		2	15	90	H	Indiana		10	2	
10	H	Hawaii		1	4	49	H	Nebraska		2	10	100	H	Valparaiso		1	9	
13	A	Arizona		9	5							100	N	Valparaiso		8	5	
13	A	Arizona		3	6													
24	N	Stanford		2	5													

Non-Div. I Games:

New Mexico St.

Iowa

Average RPI Win:		110	WON-LOST RECORD		WINNING PCT. RANK		LAST 10 GAMES		STRENGTH OF SCHEDULE		OPP. STRENGTH OF SCHEDULE		TEAM RPI		ADJ RPI		CONF. RPI		ADJ CONF. RPI				
DIV. I ONLY			15-20-0		.42857 183		5-5-0		53		4		98		.53278 89		5		5				
DIV. I NON-CONF.			10-16-0		.38462 190		0-1-0		37		6		106		.5257 97		5		5				
TOTALS		RPI 1-25		RPI 26-50		W-L RECORDS		RPI 51-100		RPI 101-150		RPI 150+											
15-20-0		0-7-0		3-6-0		OVERALL		5-4-0		3-1-0		4-2-0											
4-3-0		0-0-0		0-0-0		HOME		4-2-0		0-0-0		0-1-0											
1-9-0		0-4-0		1-4-0		AWAY		0-0-0		0-1-0		0-0-0											
10-8-0		0-3-0		2-2-0		NEUTRAL		1-2-0		3-0-0		4-1-0											
10-16-0		0-7-0		2-4-0		NON-CONFERENCE		1-2-0		3-1-0		4-2-0											
0-1-0		0-0-0		0-0-0		HOME		0-0-0		0-0-0		0-1-0											
0-7-0		0-4-0		0-0-		AWAY		0-0-0		0-1-0		0-0-0											
10-8-0		0-3-0		2-2-0		NEUTRAL		1-2-0		3-0-0		4-1-0											
5-4-0		0-0-0		1-2-0		CONFERENCE		4-2-0		0-0-0		0-0-0											
4-2-0		0-0-0		0-0-0		HOME		4-2-0		0-0-0		0-0-0											
1-2-0		0-0-0		1-2-0		AWAY		0-0-0		0-0-0		0-0-0											
0-0-0		0-0-0		0-0-0		NEUTRAL		0-0-0		0-0-0		0-0-0											
RPI	S	Opponent		Score		RPI	S	Opponent		Score		RPI	S	Opponent		Score							
3	A	Arizona St.		2	5	27	N	Oregon St.		1	2	56	N	Fresno St.		7	1	111	N	Iowa St.	26	5	
8	A	Oklahoma		2	4	31	N	Notre Dame		0	2	58	H	Wisconsin		4	3	129	N	Central Mich.	7	5	
8	N	Oklahoma		3	6	37	A	Baylor		0	4	58	H	Wisconsin		4	5	129	N	Central Mich.	4	2	
11	N	Washington		3	4	38	A	Oklahoma St.		5	6	58	H	Wisconsin		0	1	146	A	Long Beach St.	0	1	
13	N	Arizona		1	6	38	N	Oklahoma St.		5	3	60	N	Illinois St.		3	7	165	N	Cal St. Northridge	0	1	
14	A	Missouri		0	8	44	A	Northwestern		6	12	66	N	Arkansas		2	10	170	N	LIU Brooklyn	7	0	
14	A	Missouri		0	2	44	A	Northwestern		5	2	84	H	Illinois		1	0	186	H	Drake	0	1	
						44	A	Northwestern		6	7	84	H	Illinois		9	1	193	N	Texas-Arlington	1	0	
						50	N	Virginia		2	0	84	H	Illinois		5	1	197	N	Wichita St.	11	0	
																		217	N	Belmont	8	0	
LAST 10 GAMES																							
						44	A	Northwestern		6	12	84	H	Illinois		9	1						
						44	A	Northwestern		6	7	84	H	Illinois		5	1						
						44	A	Northwestern		5	2	58	H	Wisconsin		4	5						
						186	H	Drake		0	1	58	H	Wisconsin		4	3						
						84	H	Illinois		1	0	58	H	Wisconsin		0	1						

Non-Div. I Games:

Iowa

Average RPI Win:		151	WON-LOST RECORD		WINNING PCT. RANK		LAST 10 GAMES		STRENGTH OF SCHEDULE		OPP. STRENGTH OF SCHEDULE		TEAM RPI		ADJ RPI		CONF. RPI		ADJ CONF. RPI				
DIV. I ONLY			19-18-0		.51351 131		5-5-0		80		84		95		.53225 90		5		5				
DIV. I NON-CONF.			15-13-0		.53571 113		1-0-0		161		112		125		.50685 123		5		5				
TOTALS		RPI 1-25		RPI 26-50		W-L RECORDS		RPI 51-100		RPI 101-150		RPI 150+											
19-18-0		1-6-0		0-2-0		OVERALL		4-5-0		4-1-0		10-4-0											
7-3-0		1-2-0		0-0-0		HOME		2-1-0		1-0-0		3-0-0											
1-6-0		0-3-0		0-0-0		AWAY		1-3-0		0-0-0		0-0-0											
11-9-0		0-1-0		0-2-0		NEUTRAL		1-1-0		3-1-0		7-4-0											
15-13-0		0-4-0		0-2-0		NON-CONFERENCE		1-2-0		4-1-0		10-4-0											
4-0-0		0-0-0		0-0-0		HOME		0-0-0		1-0-0		3-0-0											
0-4-0		0-3-0		0-0-		AWAY		0-1-0		0-0-0		0-0-0											
11-9-0		0-1-0		0-2-0		NEUTRAL		1-1-0		3-1-0		7-4-0											
4-5-0		1-2-0		0-0-0		CONFERENCE		3-3-0		0-0-0		0-0-0											
3-3-0		1-2-0		0-0-0		HOME		2-1-0		0-0-0		0-0-0											
1-2-0		0-0-0		0-0-0		AWAY		1-2-0		0-0-0		0-0-0											
0-0-0		0-0-0		0-0-0		NEUTRAL		0-0-0		0-0-0		0-0-0											
RPI	S	Opponent		Score		RPI	S	Opponent		Score		RPI	S	Opponent		Score		RPI	S	Opponent		Score	
8	A	Oklahoma		1	4	27	N	Oregon St.		3	4	52	H	Purdue		3	2	101	N	East Carolina		5	4
8	A	Oklahoma		1	12	30	N	BYU		7	8	52	H	Purdue		9	5	125	N	Saint Louis		5	4
8	A	Oklahoma		0	14							52	H	Purdue		2	11	129	H	Central Mich.		5	3
21	H	Michigan		2	7							57	N	Utah		2	7	145	N	Central Ark.		6	2
21	H	Michigan		7	2							65	N	FIU		7	5	146	N	Long Beach St.		3	13
21	H	Michigan		2	3							70	A	Ohio St.		3	7	157	N	Bradley		2	3
24	N	Stanford		3	7							70	A	Ohio St.		3	4	172	N	Memphis		8	5
												70	A	Ohio St.		4	1	176	N	Eastern Ky.		6	0
												88	A	New Mexico St.		2	10	181	N	St. Mary's (CA)		3	8
																		187	N	Utah St.		3	6
																		197	N	Wichita St.		6	3
																		197	N	Wichita St.		11	0
																		209	N	Southern Miss.		1	4
																		213	H	Ill.-Chicago		4	3
																		213	H	Ill.-Chicago		9	1
																		213	N	Ill.-Chicago		6	4
																		215	H	Wright St.		4	2
																		250	N	Southeastern La.		2	1
																		256	N	Santa Clara		9	1
						LAST 10 GAMES																	
						52	H	Purdue		2	11	21	H	Michigan		2	3						
						52	H	Purdue		9	5	70	A	Ohio St.		3	7						
						52	H	Purdue		3	2	70	A	Ohio St.		4	1						
						21	H	Michigan		2	7	70	A	Ohio St.		3	4						
						21	H	Michigan		7	2	213	H	Ill.-Chicago		9	1						

Non-Div. I Games:

Indiana

Average RPI Win: 99		WON-LOST RECORD		WINNING PCT. RANK		LAST 10 GAMES		STRENGTH OF SCHEDULE		OPP. STRENGTH OF SCHEDULE		TEAM RPI		ADJ RPI		CONF. RPI		ADJ CONF. RPI					
DIV. I ONLY		11-22-0		.33333 221		4-6-0		11		26		96		.53198 91		5		5					
DIV. I NON-CONF.		8-15-0		.34783 210		1-1-0		4		25		83		.54405 80		5		5					
TOTALS		RPI 1-25		RPI 26-50		W-L RECORDS		RPI 51-100		RPI 101-150		RPI 150+											
11-22-0		1-9-0		2-2-0		OVERALL		3-8-0		3-1-0		2-2-0											
4-1-0		0-0-0		0-0-0		HOME		1-1-0		3-0-0		0-0-0											
1-9-0		1-6-0		0-0-0		AWAY		0-3-0		0-0-0		0-0-0											
6-12-0		0-3-0		2-2-0		NEUTRAL		2-4-0		0-1-0		2-2-0											
8-15-0		1-5-0		2-2-0		NON-CONFERENCE		3-5-0		0-1-0		2-2-0											
1-1-0		0-0-0		0-0-0		HOME		1-1-0		0-0-0		0-0-0											
1-3-0		1-3-0		0-0-		AWAY		0-0-0		0-0-0		0-0-0											
6-11-0		0-2-0		2-2-0		NEUTRAL		2-4-0		0-1-0		2-2-0											
3-7-0		0-4-0		0-0-0		CONFERENCE		0-3-0		3-0-0		0-0-0											
3-0-0		0-0-0		0-0-0		HOME		0-0-0		3-0-0		0-0-0											
0-6-0		0-3-0		0-0-0		AWAY		0-3-0		0-0-0		0-0-0											
0-1-0		0-1-0		0-0-0		NEUTRAL		0-0-0		0-0-0		0-0-0											
RPI	S	Opponent		Score		RPI	S	Opponent		Score		RPI	S	Opponent		Score							
6	N	La.-Lafayette		1	5	26	N	Auburn		2	1	52	A	Purdue		0	5	126	N	Central Conn. St.	3	4	
8	N	Oklahoma		1	6	29	N	Virginia Tech		8	7	52	A	Purdue		1	2	144	H	Michigan St.	11	5	
18	A	South Fla.		0	7	31	N	Notre Dame		3	6	52	A	Purdue		0	7	144	H	Michigan St.	4	3	
19	A	LSU		0	1	50	N	Virginia		1	13	59	H	Pittsburgh		4	0	144	H	Michigan St.	7	5	
19	A	LSU		5	3							59	H	Pittsburgh		2	7	164	N	Louisiana Tech	2	4	
21	A	Michigan		0	6							60	N	Illinois St.		0	1	170	N	LIU Brooklyn	8	2	
21	A	Michigan		4	12							64	N	Miami (OH)		2	5	189	N	James Madison	5	4	
21	A	Michigan		2	11							71	N	Lipscomb		4	3	189	N	James Madison	8	10	
21	N	Michigan		1	12							75	N	S.C. Upstate		0	2						
23	A	North Carolina		3	11							81	N	Rutgers		0	9						
												95	N	North Carolina St.		5	3						
						LAST 10 GAMES																	
						144	H	Michigan St.		7	5	52	A	Purdue		0	5						
						144	H	Michigan St.		11	5	52	A	Purdue		0	7						
						144	H	Michigan St.		4	3	52	A	Purdue		1	2						
						59	H	Pittsburgh		2	7	21	A	Michigan		0	6						
						59	H	Pittsburgh		4	0	21	A	Michigan		2	11						

Non-Div. I Games:

Penn St.

**I
P
F
W**

IPFW

RPI	S	Opponent	Score	
275	H	Oakland	9	0
275	H	Oakland	3	7

I
P
F
W

I
P
F
W

IPFW

Average RPI Win: 176		WON-LOST RECORD		WINNING PCT. RANK		LAST 10 GAMES		STRENGTH OF SCHEDULE		OPP. STRENGTH OF SCHEDULE		TEAM RPI		ADJ RPI		CONF. RPI		ADJ CONF. RPI	
DIV. I ONLY		19-9-0		.67857 44		7-3-0		162		193		89		.53048 94		27		27	
DIV. I NON-CONF.		12-8-0		.6 81		0-2-0		165		132		105		.52065 106		27		27	
TOTALS		RPI 1-25		RPI 26-50		W-L RECORDS		RPI 51-100		RPI 101-150		RPI 150+							
19-9-0		0-1-0		1-0-0		OVERALL		1-2-0		2-1-0		15-5-0							
4-1-0		0-0-0		0-0-0		HOME		0-0-0		0-0-0		4-1-0							
8-4-0		0-0-0		0-0-0		AWAY		1-0-0		0-0-0		7-3-0							
7-4-0		0-1-0		1-0-0		NEUTRAL		0-2-0		2-1-0		4-0-0							
12-8-0		0-1-0		1-0-0		NON-CONFERENCE		1-2-0		2-1-0		8-4-0							
0-1-0		0-0-0		0-0-0		HOME		0-0-0		0-0-0		0-1-0							
5-3-0		0-0-0		0-0-		AWAY		1-0-0		0-0-0		4-3-0							
7-4-0		0-1-0		1-0-0		NEUTRAL		0-2-0		2-1-0		4-0-0							
7-1-0		0-0-0		0-0-0		CONFERENCE		0-0-0		0-0-0		7-1-0							
4-0-0		0-0-0		0-0-0		HOME		0-0-0		0-0-0		4-0-0							
3-1-0		0-0-0		0-0-0		AWAY		0-0-0		0-0-0		3-1-0							
0-0-0		0-0-0		0-0-0		NEUTRAL		0-0-0		0-0-0		0-0-0							
RPI S	Opponent	Score		RPI S	Opponent	Score		RPI S	Opponent	Score		RPI S	Opponent	Score					
18 N	South Fla.	2	4	27 N	Oregon St.	3	2	55 A	San Diego St.	6	3	106 N	Western Mich.	1	3				
								64 N	Miami (OH)	1	2	109 N	Loyola Marymount	2	0				
								79 N	UNLV	2	7	146 N	Long Beach St.	3	0				
												152 A	Lehigh	0	1				
												152 A	Lehigh	1	0				
												152 A	Lehigh	0	2				
												152 A	Lehigh	3	1				
												165 A	Cal St. Northridge	3	0				
												165 A	Cal St. Northridge	5	2				
												167 H	Penn	4	3				
												167 H	Penn	10	1				
												175 N	CSU Bakersfield	2	0				
												184 A	Providence	2	3				
												187 N	Utah St.	8	5				
												202 N	Maine	3	2				
												204 A	Cornell	6	2				
												204 A	Cornell	8	10				
												233 N	Toledo	2	1				
												245 A	Princeton	8	0				
												245 A	Princeton	6	5				
												246 H	Bryant	6	15				
												271 H	Columbia	4	0				
												271 H	Columbia	8	0				
LAST 10 GAMES				LAST 10 GAMES				LAST 10 GAMES				LAST 10 GAMES							
				167 H	Penn	10	1	245 A	Princeton	8	0	271 H	Columbia	4	0				
				167 H	Penn	4	3	245 A	Princeton	6	5	271 H	Columbia	8	0				
				271 H	Columbia	4	0	204 A	Cornell	8	10								
				271 H	Columbia	8	0	204 A	Cornell	6	2								
				184 A	Providence	2	3	246 H	Bryant	6	15								

Non-Div. I Games:

Harvard

Average RPI Win:		132	WON-LOST		WINNING		LAST 10		STRENGTH OF		OPP. STRENGTH		TEAM		ADJ		CONF.		ADJ CONF.				
Average RPI Loss:		64	RECORD		PCT. RANK		GAMES		SCHEDULE		OF SCHEDULE		RPI		RPI		RPI		RPI				
DIV. I ONLY			19-22-0		.46341		159		5-4-0		58		53		97		.5304		95				
DIV. I NON-CONF.			16-14-0		.53333		114		2-1-0		115		75		103		.52521		100				
TOTALS			RPI 1-25		RPI 26-50		W-L RECORDS		RPI 51-100		RPI 101-150		RPI 150+										
19-22-0			1-5-0		1-8-0		OVERALL		2-3-0		9-4-0		6-2-0										
9-7-0			0-0-0		0-5-0		HOME		0-1-0		5-1-0		4-0-0										
4-8-0			1-5-0		1-1-0		AWAY		0-0-0		1-1-0		1-1-0										
6-7-0			0-0-0		0-2-0		NEUTRAL		2-2-0		3-2-0		1-1-0										
16-14-0			1-2-0		1-3-0		NON-CONFERENCE		2-3-0		6-4-0		6-2-0										
6-2-0			0-0-0		0-0-0		HOME		0-1-0		2-1-0		4-0-0										
4-5-0			1-2-0		1-0-		AWAY		0-0-0		1-1-0		1-1-0										
6-7-0			0-0-0		0-2-0		NEUTRAL		2-2-0		3-2-0		1-1-0										
3-8-0			0-3-0		0-5-0		CONFERENCE		0-0-0		3-0-0		0-0-0										
3-5-0			0-0-0		0-5-0		HOME		0-0-0		3-0-0		0-0-0										
0-3-0			0-3-0		0-0-0		AWAY		0-0-0		0-0-0		0-0-0										
0-0-0			0-0-0		0-0-0		NEUTRAL		0-0-0		0-0-0		0-0-0										
RPI	S	Opponent		Score		RPI	S	Opponent		Score		RPI	S	Opponent		Score							
15	A	Florida St.		0	8	29	H	Virginia Tech		2	4	52	N	Purdue		5	7	101	H	East Carolina		9	3
15	A	Florida St.		0	6	29	H	Virginia Tech		2	10	59	H	Pittsburgh		2	5	107	H	Kent St.		8	0
15	A	Florida St.		1	7	32	H	Georgia Tech		2	5	62	N	Hofstra		6	2	107	H	Kent St.		8	15
16	A	Georgia		3	2	32	H	Georgia Tech		3	6	91	N	Penn St.		3	5	108	H	Boston College		7	1
17	A	Texas A&M		0	1	32	H	Georgia Tech		4	6	97	N	Longwood		4	3	108	H	Boston College		10	3
17	A	Texas A&M		2	3	36	N	Tulsa		0	4												
						43	N	UAB		1	3												
						46	A	Kentucky		6	7												
						46	A	Kentucky		6	3												
LAST 10 GAMES																							
						108	H	Boston College		7	1	32	H	Georgia Tech		3	6						
						108	H	Boston College		10	3	32	H	Georgia Tech		4	6						
						108	H	Boston College		10	3	166	A	Charlotte		9	7						
						101	H	East Carolina		9	3	166	A	Charlotte		1	5						
						32	H	Georgia Tech		2	5	29	H	Virginia Tech		2	10						

Non-Div. I Games:

North Carolina St.

Average RPI Win:	204	WON-LOST RECORD	WINNING PCT. RANK	LAST 10 GAMES	STRENGTH OF SCHEDULE	OPP. STRENGTH OF SCHEDULE	TEAM RPI	ADJ RPI	CONF. RPI	ADJ CONF. RPI	
Average RPI Loss:	122										
DIV. I ONLY	24-7-0	.77419	17	9-0-0	239	197	91	.52976	96	17	17
DIV. I NON-CONF.	16-6-0	.72727	38	3-0-0	153	203	74	.54979	77	20	20
<hr/>											
TOTALS	RPI 1-25	RPI 26-50	W-L RECORDS		RPI 51-100	RPI 101-150		RPI 150+			
24-7-0	0-0-0	1-0-0	OVERALL		0-3-0	4-2-0		19-2-0			
5-0-0	0-0-0	0-0-0	HOME		0-0-0	0-0-0		5-0-0			
13-2-0	0-0-0	0-0-0	AWAY		0-1-0	2-0-0		11-1-0			
6-5-0	0-0-0	1-0-0	NEUTRAL		0-2-0	2-2-0		3-1-0			
<hr/>											
16-6-0	0-0-0	1-0-0	NON-CONFERENCE		0-3-0	4-2-0		11-1-0			
2-0-0	0-0-0	0-0-0	HOME		0-0-0	0-0-0		2-0-0			
8-1-0	0-0-0	0-0-	AWAY		0-1-0	2-0-0		6-0-0			
6-5-0	0-0-0	1-0-0	NEUTRAL		0-2-0	2-2-0		3-1-0			
<hr/>											
8-1-0	0-0-0	0-0-0	CONFERENCE		0-0-0	0-0-0		8-1-0			
3-0-0	0-0-0	0-0-0	HOME		0-0-0	0-0-0		3-0-0			
5-1-0	0-0-0	0-0-0	AWAY		0-0-0	0-0-0		5-1-0			
0-0-0	0-0-0	0-0-0	NEUTRAL		0-0-0	0-0-0		0-0-0			
<hr/>											
RPI S	Opponent	Score	RPI S	Opponent	Score	RPI S	Opponent	Score	RPI S	Opponent	Score
			34 N	Radford	9 2	53 A	Ga. Southern	0 6	102 N	Bowling Green	0 1
						74 N	North Florida	5 13	102 N	Bowling Green	2 0
						74 N	North Florida	2 3	102 N	Bowling Green	2 3
									124 A	Delaware St.	5 0
									124 A	Delaware St.	18 2
									143 N	Jacksonville St.	6 5
									182 A	Winthrop	5 4
									183 N	Campbell	2 1
									199 N	Gardner-Webb	1 2
									202 H	Maine	4 3
									202 H	Maine	8 0
									202 H	Maine	5 0
									204 A	Cornell	8 6
									204 A	Cornell	7 1
									204 N	Cornell	1 0
									206 A	Colgate	8 0
									248 A	UMBC	3 4
									248 A	UMBC	5 4
									248 A	UMBC	6 1
									253 H	Siena	7 5
									253 H	Siena	10 2
			LAST 10 GAMES						255 A	Hartford	8 2
			255 A	Hartford	8 2	204 A	Cornell	7 1	255 A	Hartford	10 1
			255 A	Hartford	12 0	202 H	Maine	8 0	255 A	Hartford	12 0
			255 A	Hartford	10 1	202 H	Maine	4 3	264 N	UNC Wilmington	4 3
			206 A	Colgate	8 0	202 H	Maine	5 0	273 A	George Mason	3 1
			204 A	Cornell	8 6	253 H	Siena	10 2	273 A	George Mason	11 7

Non-Div. I Games:

Albany (NY)

Average RPI Win:		191	WON-LOST RECORD		WINNING PCT. RANK		LAST 10 GAMES		STRENGTH OF SCHEDULE		OPP. STRENGTH OF SCHEDULE		TEAM RPI		ADJ RPI		CONF. RPI		ADJ CONF. RPI	
DIV. I ONLY			24-16-0		.6 86		4-6-0		134		123		99		.52962 97		23		23	
DIV. I NON-CONF.			24-16-0		.6 81		4-6-0		142		136		96		.52962 90		23		23	
TOTALS		RPI 1-25		RPI 26-50		W-L RECORDS		RPI 51-100		RPI 101-150		RPI 150+								
24-16-0		1-5-0		1-2-0		OVERALL		1-7-0		4-1-0		17-1-0								
14-2-0		0-0-0		1-1-0		HOME		0-0-0		1-0-0		12-1-0								
4-9-0		0-4-0		0-1-0		AWAY		1-3-0		1-1-0		2-0-0								
6-5-0		1-1-0		0-0-0		NEUTRAL		0-4-0		2-0-0		3-0-0								
24-16-0		1-5-0		1-2-0		NON-CONFERENCE		1-7-0		4-1-0		17-1-0								
14-2-0		0-0-0		1-1-0		HOME		0-0-0		1-0-0		12-1-0								
4-9-0		0-4-0		0-0-		AWAY		1-3-0		1-1-0		2-0-0								
6-5-0		1-1-0		0-0-0		NEUTRAL		0-4-0		2-0-0		3-0-0								
0-0-0		0-0-0		0-0-0		CONFERENCE		0-0-0		0-0-0		0-0-0								
0-0-0		0-0-0		0-0-0		HOME		0-0-0		0-0-0		0-0-0								
0-0-0		0-0-0		0-0-0		AWAY		0-0-0		0-0-0		0-0-0								
0-0-0		0-0-0		0-0-0		NEUTRAL		0-0-0		0-0-0		0-0-0								
RPI	S	Opponent		Score		RPI	S	Opponent		Score		RPI	S	Opponent		Score				
2	A	Alabama		0	11	34	A	Radford		1	4	52	N	Purdue		0	8			
2	A	Alabama		2	7	50	H	Virginia		0	2	69	A	Georgia St.		2	3			
22	N	DePaul		2	10	50	H	Virginia		3	0	69	A	Georgia St.		11	7			
22	N	DePaul		4	1							70	N	Ohio St.		3	12			
23	A	North Carolina		0	16							80	A	South Carolina		5	12			
23	A	North Carolina		5	10							80	A	South Carolina		2	7			
												92	N	Fordham		1	5			
												95	N	North Carolina St.		3	4			
												127	A	Charleston So.		5	4			
												127	A	Charleston So.		0	2			
												133	N	Ohio		7	0			
												133	N	Ohio		14	4			
												142	H	St. John's (NY)		10	2			
												153	H	Binghamton		5	2			
												153	H	Binghamton		0	2			
												169	H	Iona		1	0			
												180	H	Seton Hall		8	5			
												189	H	James Madison		2	1			
												189	H	James Madison		9	0			
												195	N	Western Caro.		11	10			
												200	N	East Tenn. St.		3	2			
												205	N	Georgetown		4	3			
												248	H	UMBC		9	0			
												248	H	UMBC		9	8			
												261	A	Hampton		3	1			
												261	A	Hampton		5	4			
												275	H	Oakland		7	3			
												275	H	Oakland		9	3			
												283	H	Saint Peter's		11	0			
												284	H	N.C. Central		6	1			
												284	H	N.C. Central		6	2			
LAST 10 GAMES																				
						34	A	Radford		1	4	261	A	Hampton		5	4			
						50	H	Virginia		3	0	261	A	Hampton		3	1			
						50	H	Virginia		0	2	2	A	Alabama		2	7			
						80	A	South Carolina		5	12	22	N	DePaul		4	1			
						80	A	South Carolina		2	7	2	A	Alabama		0	11			

Non-Div. I Games:

Longwood

Average RPI Win:		168	WON-LOST RECORD		WINNING PCT. RANK		LAST 10 GAMES		STRENGTH OF SCHEDULE		OPP. STRENGTH OF SCHEDULE		TEAM RPI		ADJ RPI		CONF. RPI		ADJ CONF. RPI	
DIV. I ONLY			24-11-0		.68571 42		6-4-0		205		98		92		.52932 98		13		13	
DIV. I NON-CONF.			20-9-0		.68966 51		2-2-0		211		92		86		.53406 88		13		13	
TOTALS		RPI 1-25		RPI 26-50		W-L RECORDS		RPI 51-100		RPI 101-150		RPI 150+								
24-11-0		0-1-0		0-3-0		OVERALL		4-2-0		5-4-0		15-1-0								
3-1-0		0-0-0		0-0-0		HOME		0-0-0		1-1-0		2-0-0								
7-2-0		0-0-0		0-1-0		AWAY		2-0-0		2-1-0		3-0-0								
14-8-0		0-1-0		0-2-0		NEUTRAL		2-2-0		2-2-0		10-1-0								
20-9-0		0-1-0		0-3-0		NON-CONFERENCE		4-2-0		3-2-0		13-1-0								
0-0-0		0-0-0		0-0-0		HOME		0-0-0		0-0-0		0-0-0								
6-1-0		0-0-0		0-0-		AWAY		2-0-0		1-0-0		3-0-0								
14-8-0		0-1-0		0-2-0		NEUTRAL		2-2-0		2-2-0		10-1-0								
4-2-0		0-0-0		0-0-0		CONFERENCE		0-0-0		2-2-0		2-0-0								
3-1-0		0-0-0		0-0-0		HOME		0-0-0		1-1-0		2-0-0								
1-1-0		0-0-0		0-0-0		AWAY		0-0-0		1-1-0		0-0-0								
0-0-0		0-0-0		0-0-0		NEUTRAL		0-0-0		0-0-0		0-0-0								
RPI	S	Opponent		Score		RPI	S	Opponent		Score		RPI	S	Opponent		Score				
14	N	Missouri		2	3	40	A	Troy		4	7	71	N	Lipscomb		1	3			
						40	N	Troy		4	9	71	N	Lipscomb		2	0			
						45	N	South Ala.		0	3	74	A	North Florida		10	2			
												74	A	North Florida		9	3			
												79	N	UNLV		0	3			
												79	N	UNLV		5	1			
														130 A Northern Ill.		5	12			
														130 A Northern Ill.		11	10			
														133 H Ohio		6	7			
														133 H Ohio		8	5			
														135 N Loyola Chicago		9	2			
														135 N Loyola Chicago		4	5			
														141 A Stetson		4	1			
														142 N St. John's (NY)		7	8			
														148 N Temple		8	0			
														160 A Cal Poly		9	4			
														160 A Cal Poly		3	2			
														170 N LIU Brooklyn		8	1			
														178 N Northern Colo.		9	1			
														178 N Northern Colo.		9	5			
														188 N Tennessee Tech		1	2			
														191 N Dayton		6	3			
														191 N Dayton		6	0			
														200 N East Tenn. St.		7	2			
														215 A Wright St.		5	4			
														217 N Belmont		14	3			
														222 H Akron		7	4			
														222 H Akron		11	0			
														238 N Nicholls St.		3	1			
														242 N Niagara		14	0			
														254 N Cleveland St.		3	0			
LAST 10 GAMES						LAST 10 GAMES						LAST 10 GAMES								
						222	H	Akron		11	0	130	A	Northern Ill.		11	10			
						222	H	Akron		7	4	130	A	Northern Ill.		5	12			
						133	H	Ohio		6	7	71	N	Lipscomb		1	3			
						133	H	Ohio		8	5	160	A	Cal Poly		9	4			
						215	A	Wright St.		5	4	79	N	UNLV		0	3			

Non-Div. I Games:

Ball St.

Average RPI Win:	193	WON-LOST RECORD	WINNING PCT. RANK	LAST 10 GAMES	STRENGTH OF SCHEDULE	OPP. STRENGTH OF SCHEDULE	TEAM RPI	ADJ RPI	CONF. RPI	ADJ CONF. RPI					
DIV. I ONLY		22-10-0	.6875	40	9-1-0	192	163	94	.52802	100	25	24			
DIV. I NON-CONF.		16-10-0	.61538	74	3-1-0	183	124	104	.52111	105	25	25			
<hr/>															
TOTALS	RPI 1-25	RPI 26-50		W-L RECORDS		RPI 51-100		RPI 101-150		RPI 150+					
22-10-0	0-1-0	0-0-0		OVERALL		1-5-0		6-3-0		15-1-0					
5-1-0	0-0-0	0-0-0		HOME		0-1-0		0-0-0		5-0-0					
7-4-0	0-1-0	0-0-0		AWAY		1-1-0		3-1-0		3-1-0					
10-5-0	0-0-0	0-0-0		NEUTRAL		0-3-0		3-2-0		7-0-0					
<hr/>															
16-10-0	0-1-0	0-0-0		NON-CONFERENCE		1-5-0		6-3-0		9-1-0					
2-1-0	0-0-0	0-0-0		HOME		0-1-0		0-0-0		2-0-0					
4-4-0	0-1-0	0-0-		AWAY		1-1-0		3-1-0		0-1-0					
10-5-0	0-0-0	0-0-0		NEUTRAL		0-3-0		3-2-0		7-0-0					
<hr/>															
6-0-0	0-0-0	0-0-0		CONFERENCE		0-0-0		0-0-0		6-0-0					
3-0-0	0-0-0	0-0-0		HOME		0-0-0		0-0-0		3-0-0					
3-0-0	0-0-0	0-0-0		AWAY		0-0-0		0-0-0		3-0-0					
0-0-0	0-0-0	0-0-0		NEUTRAL		0-0-0		0-0-0		0-0-0					
<hr/>															
RPI	S	Opponent	Score	RPI	S	Opponent	Score	RPI	S	Opponent	Score				
3	A	Arizona St.	2 6					52	H	Purdue	3 4				
								61	A	Chattanooga	0 7				
								68	N	Pacific	2 7				
								82	N	UNI	0 6				
								88	A	New Mexico St.	9 1				
								88	N	New Mexico St.	5 8				
												101	N	East Carolina	3 5
												102	A	Bowling Green	4 0
												102	A	Bowling Green	5 0
												111	A	Iowa St.	11 5
												111	N	Iowa St.	16 7
												115	N	UT Martin	8 4
												118	A	San Diego	0 1
												122	N	Creighton	1 3
												137	N	UTSA	10 6
												175	N	CSU Bakersfield	10 2
												186	N	Drake	5 3
												200	N	East Tenn. St.	4 2
												217	N	Belmont	4 2
												225	A	UTEP	6 7
												228	N	Neb. Omaha	6 0
												235	H	IUPUI	7 1
												235	H	IUPUI	8 1
												240	H	Green Bay	17 0
												240	H	Green Bay	4 3
												240	H	Green Bay	8 0
												242	N	Niagara	9 1
												258	A	Detroit	9 1
												258	A	Detroit	12 3
												258	A	Detroit	7 2
												268	N	Brown	10 2
<hr/>															
LAST 10 GAMES															
102	A	Bowling Green	5 0	52	H	Purdue	3 4	258	A	Detroit	9 1	258	A	Detroit	12 3
102	A	Bowling Green	4 0	258	A	Detroit	9 1	258	A	Detroit	7 2				
240	H	Green Bay	4 3	258	A	Detroit	12 3	268	N	Brown	10 2				
240	H	Green Bay	17 0	258	A	Detroit	7 2								
240	H	Green Bay	8 0	235	H	IUPUI	8 1								

Non-Div. I Games:

Valparaiso

Average RPI Win:		183	WON-LOST	WINNING	LAST 10	STRENGTH OF		OPP. STRENGTH	TEAM	ADJ	CONF.	ADJ CONF.
Average RPI Loss:		43	RECORD	PCT. RANK	GAMES	SCHEDULE		OF SCHEDULE	RPI	RPI	RPI	RPI
DIV. I ONLY			16-23-0	.41026	193	33		82	101	.52595	101	10
DIV. I NON-CONF.			12-15-0	.44444	161	30		73	92	.52936	92	10
TOTALS		RPI 1-25	RPI 26-50		W-L RECORDS		RPI 51-100		RPI 101-150		RPI 150+	
16-23-0		0-7-0	1-10-0		OVERALL		2-6-0		1-0-0		12-0-0	
9-5-0		0-1-0	1-3-0		HOME		1-1-0		0-0-0		7-0-0	
3-11-0		0-4-0	0-6-0		AWAY		0-1-0		0-0-0		3-0-0	
4-7-0		0-2-0	0-1-0		NEUTRAL		1-4-0		1-0-0		2-0-0	
12-15-0		0-7-0	0-2-0		NON-CONFERENCE		2-6-0		1-0-0		9-0-0	
5-3-0		0-1-0	0-1-0		HOME		1-1-0		0-0-0		4-0-0	
3-5-0		0-4-0	0-0-		AWAY		0-1-0		0-0-0		3-0-0	
4-7-0		0-2-0	0-1-0		NEUTRAL		1-4-0		1-0-0		2-0-0	
4-8-0		0-0-0	1-8-0		CONFERENCE		0-0-0		0-0-0		3-0-0	
4-2-0		0-0-0	1-2-0		HOME		0-0-0		0-0-0		3-0-0	
0-6-0		0-0-0	0-6-0		AWAY		0-0-0		0-0-0		0-0-0	
0-0-0		0-0-0	0-0-0		NEUTRAL		0-0-0		0-0-0		0-0-0	
RPI S	Opponent	Score	RPI S	Opponent	Score	RPI S	Opponent	Score	RPI S	Opponent	Score	
1 N	California	3 11	36 A	Tulsa	6 7	62 H	Hofstra	4 3	122 N	Creighton	12 1	
2 A	Alabama	2 4	36 A	Tulsa	4 13	68 N	Pacific	3 6	154 A	Cal St. Fullerton	10 0	
2 A	Alabama	4 9	36 A	Tulsa	2 5	73 N	North Dakota St.	8 9	168 N	SIU Edwardsville	6 5	
3 A	Arizona St.	1 9	42 A	UCF	2 8	88 N	New Mexico St.	5 14	168 N	SIU Edwardsville	3 1	
12 H	Louisville	0 5	42 A	UCF	3 4	90 N	Indiana	4 5	194 H	UNC Greensboro	2 1	
23 A	North Carolina	2 4	42 A	UCF	0 2	92 H	Fordham	1 5	208 H	Drexel	9 7	
24 N	Stanford	1 3	43 H	UAB	0 1	95 A	North Carolina St.	3 9	225 H	UTEP	12 4	
			43 H	UAB	3 5	100 N	Valparaiso	5 3	225 H	UTEP	5 1	
			43 H	UAB	4 2				225 H	UTEP	11 10	
			44 N	Northwestern	2 4				252 H	Canisius	6 2	
			50 H	Virginia	1 3				252 H	Canisius	12 4	
									264 A	UNC Wilmington	10 2	
									264 A	UNC Wilmington	7 1	
LAST 10 GAMES												
			43 H	UAB	4 2	42 A	UCF	0 2				
			43 H	UAB	3 5	42 A	UCF	2 8				
			43 H	UAB	0 1	264 A	UNC Wilmington	7 1				
			95 A	North Carolina St.	3 9	264 A	UNC Wilmington	10 2				
			42 A	UCF	3 4	225 H	UTEP	5 1				

Non-Div. I Games:

East Carolina

Average RPI Win:		192	WON-LOST RECORD		WINNING PCT. RANK	LAST 10 GAMES	STRENGTH OF SCHEDULE		OPP. STRENGTH OF SCHEDULE	TEAM RPI	ADJ RPI	CONF. RPI	ADJ CONF. RPI
Average RPI Loss:		109											
DIV. I ONLY			21-14-0		.6 86	6-4-0	118		217	102	.5244 102	13	13
DIV. I NON-CONF.			15-12-0		.55556 102	0-2-0	78		241	98	.52494 101	13	13
TOTALS		RPI 1-25	RPI 26-50		W-L RECORDS		RPI 51-100		RPI 101-150		RPI 150+		
21-14-0		0-1-0	0-1-0		OVERALL		3-5-0		3-5-0		15-2-0		
0-2-0		0-0-0	0-0-0		HOME		0-2-0		0-0-0		0-0-0		
9-7-0		0-1-0	0-1-0		AWAY		1-2-0		2-2-0		6-1-0		
12-5-0		0-0-0	0-0-0		NEUTRAL		2-1-0		1-3-0		9-1-0		
15-12-0		0-1-0	0-1-0		NON-CONFERENCE		3-5-0		1-3-0		11-2-0		
0-2-0		0-0-0	0-0-0		HOME		0-2-0		0-0-0		0-0-0		
3-5-0		0-1-0	0-0-		AWAY		1-2-0		0-0-0		2-1-0		
12-5-0		0-0-0	0-0-0		NEUTRAL		2-1-0		1-3-0		9-1-0		
6-2-0		0-0-0	0-0-0		CONFERENCE		0-0-0		2-2-0		4-0-0		
0-0-0		0-0-0	0-0-0		HOME		0-0-0		0-0-0		0-0-0		
6-2-0		0-0-0	0-0-0		AWAY		0-0-0		2-2-0		4-0-0		
0-0-0		0-0-0	0-0-0		NEUTRAL		0-0-0		0-0-0		0-0-0		
RPI S	Opponent	Score	RPI S	Opponent	Score	RPI S	Opponent	Score	RPI S	Opponent	Score		
21 A	Michigan	2 12	26 A	Auburn	2 10	77 A	Western Ky.	1 5	107 A	Kent St.	1 3		
						93 A	IPFW	3 0	107 A	Kent St.	4 2		
						93 A	IPFW	1 3	112 N	Fla. Gulf Coast	1 6		
						96 N	Albany (NY)	0 2	119 N	Quinnipiac	4 7		
						96 N	Albany (NY)	3 2	133 A	Ohio	1 3		
						96 N	Albany (NY)	1 0	133 A	Ohio	4 2		
						100 H	Valparaiso	0 4	139 N	Murray St.	6 4		
						100 H	Valparaiso	0 5	142 N	St. John's (NY)	2 3		
									182 A	Winthrop	8 9		
									183 N	Campbell	4 0		
									199 N	Gardner-Webb	8 0		
									204 N	Cornell	7 0		
									207 N	Bethune-Cookman	8 6		
									210 N	Saint Francis (PA)	1 0		
									210 N	Saint Francis (PA)	4 2		
									215 N	Wright St.	13 1		
									216 A	Buffalo	3 1		
									216 A	Buffalo	8 4		
									222 A	Akron	4 0		
									222 A	Akron	7 6		
									224 N	Indiana St.	3 4		
									249 N	Morehead St.	6 3		
									266 N	Alabama St.	6 0		
									273 A	George Mason	5 1		
									273 A	George Mason	1 0		
			LAST 10 GAMES			100 H	Valparaiso	0 4	273 A	George Mason	1 0		
						216 A	Buffalo	8 4	222 A	Akron	7 6		
						216 A	Buffalo	3 1	222 A	Akron	4 0		
						107 A	Kent St.	1 3	133 A	Ohio	1 3		
						107 A	Kent St.	4 2	133 A	Ohio	4 2		
						100 H	Valparaiso	0 5					

Non-Div. I Games:

Bowling Green

Average RPI Win:		152	WON-LOST RECORD		WINNING PCT. RANK		LAST 10 GAMES		STRENGTH OF SCHEDULE		OPP. STRENGTH OF SCHEDULE		TEAM RPI		ADJ RPI		CONF. RPI		ADJ CONF. RPI				
DIV. I ONLY			17-18-1		.48611 146		5-4-1		74		62		100		.52401 103		8		8				
DIV. I NON-CONF.			9-12-0		.42857 169		0-1-0		112		81		140		.49461 140		8		8				
TOTALS		RPI 1-25		RPI 26-50		W-L RECORDS		RPI 51-100		RPI 101-150		RPI 150+											
17-18-1		0-4-0		0-9-0		OVERALL		3-2-1		7-1-0		7-2-0											
10-2-1		0-1-0		0-0-0		HOME		2-0-1		5-0-0		3-1-0											
1-11-0		0-3-0		0-6-0		AWAY		1-2-0		0-0-0		0-0-0											
6-5-0		0-0-0		0-3-0		NEUTRAL		0-0-0		2-1-0		4-1-0											
9-12-0		0-1-0		0-9-0		NON-CONFERENCE		0-0-0		4-1-0		5-1-0											
3-1-0		0-1-0		0-0-0		HOME		0-0-0		2-0-0		1-0-0											
0-6-0		0-0-0		0-0-		AWAY		0-0-0		0-0-0		0-0-0											
6-5-0		0-0-0		0-3-0		NEUTRAL		0-0-0		2-1-0		4-1-0											
8-6-1		0-3-0		0-0-0		CONFERENCE		3-2-1		3-0-0		2-1-0											
7-1-1		0-0-0		0-0-0		HOME		2-0-1		3-0-0		2-1-0											
1-5-0		0-3-0		0-0-0		AWAY		1-2-0		0-0-0		0-0-0											
0-0-0		0-0-0		0-0-0		NEUTRAL		0-0-0		0-0-0		0-0-0											
RPI	S	Opponent		Score		RPI	S	Opponent		Score		RPI	S	Opponent		Score							
6	A	La.-Lafayette		6	7	28	N	Texas Tech		0	10	65	A	FIU		9	4	117	N	A&M-Corpus Christi		5	7
6	A	La.-Lafayette		4	11	36	A	Tulsa		1	6	65	A	FIU		1	5	123	H	Middle Tenn.		7	3
6	A	La.-Lafayette		4	5	36	A	Tulsa		2	7	65	A	FIU		5	6	123	H	Middle Tenn.		8	4
8	H	Oklahoma		1	4	37	A	Baylor		2	3	77	H	Western Ky.		9	8	123	H	Middle Tenn.		10	2
						37	A	Baylor		1	2	77	H	Western Ky.		4	3	128	H	Missouri St.		5	0
						37	A	Baylor		1	2	77	H	Western Ky.		6	6	130	H	Northern Ill.		8	3
						38	N	Oklahoma St.		0	2							135	N	Loyola Chicago		12	9
						47	N	Texas St.		0	1							150	N	Sam Houston St.		9	1
						48	A	Houston		2	10							171	H	Fla. Atlantic		8	0
																		171	H	Fla. Atlantic		9	1
																		171	H	Fla. Atlantic		3	5
																		197	H	Wichita St.		12	9
																		218	N	Austin Peay		13	2
																		218	N	Austin Peay		4	3
																		222	N	Stephen F. Austin		3	1
																		234	N	Dartmouth		6	7
																		255	N	Hartford		4	3
LAST 10 GAMES																							
						171	H	Fla. Atlantic		9	1	77	H	Western Ky.		9	8						
						171	H	Fla. Atlantic		8	0	65	A	FIU		5	6						
						171	H	Fla. Atlantic		3	5	65	A	FIU		1	5						
						77	H	Western Ky.		6	6	65	A	FIU		9	4						
						77	H	Western Ky.		4	3	234	N	Dartmouth		6	7						

Non-Div. I Games:

North Texas

Average RPI Win:		158	WON-LOST RECORD		WINNING PCT. RANK		LAST 10 GAMES		STRENGTH OF SCHEDULE		OPP. STRENGTH OF SCHEDULE		TEAM RPI		ADJ RPI		CONF. RPI		ADJ CONF. RPI				
DIV. I ONLY			20-17-0		.54054 119		2-8-0		128		83		107		.52362 104		4		4				
DIV. I NON-CONF.			20-11-0		.64516 63		2-2-0		166		122		90		.53594 86		4		4				
TOTALS		RPI 1-25		RPI 26-50		W-L RECORDS		RPI 51-100		RPI 101-150		RPI 150+											
20-17-0		1-2-0		2-8-0		OVERALL		3-1-0		4-3-0		10-3-0											
9-3-0		0-0-0		0-3-0		HOME		0-0-0		2-0-0		7-0-0											
1-7-0		0-2-0		0-3-0		AWAY		0-0-0		0-2-0		1-0-0											
10-7-0		1-0-0		2-2-0		NEUTRAL		3-1-0		2-1-0		2-3-0											
20-11-0		1-2-0		2-2-0		NON-CONFERENCE		3-1-0		4-3-0		10-3-0											
9-0-0		0-0-0		0-0-0		HOME		0-0-0		2-0-0		7-0-0											
1-4-0		0-2-0		0-0-		AWAY		0-0-0		0-2-0		1-0-0											
10-7-0		1-0-0		2-2-0		NEUTRAL		3-1-0		2-1-0		2-3-0											
0-6-0		0-0-0		0-6-0		CONFERENCE		0-0-0		0-0-0		0-0-0											
0-3-0		0-0-0		0-3-0		HOME		0-0-0		0-0-0		0-0-0											
0-3-0		0-0-0		0-3-0		AWAY		0-0-0		0-0-0		0-0-0											
0-0-0		0-0-0		0-0-0		NEUTRAL		0-0-0		0-0-0		0-0-0											
RPI	S	Opponent		Score		RPI	S	Opponent		Score		RPI	S	Opponent		Score							
2	A	Alabama		1	19	29	H	Virginia Tech		0	5	51	N	Boston U.		0	1	107	H	Kent St.		5	0
2	A	Alabama		1	9	29	H	Virginia Tech		1	5	58	N	Wisconsin		4	3	107	H	Kent St.		2	1
21	N	Michigan		7	3	29	H	Virginia Tech		5	7	63	N	Southern Ill.		12	8	110	N	Marshall		10	2
						32	A	Georgia Tech		0	5	84	N	Illinois		5	0	110	N	Marshall		2	1
						32	A	Georgia Tech		1	6							112	A	Fla. Gulf Coast		1	9
						32	A	Georgia Tech		6	9							112	A	Fla. Gulf Coast		1	3
						39	N	Massachusetts		1	4							142	N	St. John's (NY)		3	11
						39	N	Massachusetts		6	16							170	N	LIU Brooklyn		3	1
						43	N	UAB		4	2							171	A	Fla. Atlantic		4	1
						46	N	Kentucky		2	1							211	N	Florida A&M		0	9
																		215	N	Wright St.		0	8
																		239	H	Rhode Island		17	7
																		245	H	Princeton		7	3
																		245	H	Princeton		10	6
																		246	N	Bryant		4	6
																		252	N	Canisius		8	0
																		273	H	George Mason		6	3
																		273	H	George Mason		3	1
																		275	H	Oakland		7	3
																		275	H	Oakland		10	2
						LAST 10 GAMES																	
						32	A	Georgia Tech		0	5	29	H	Virginia Tech		1	5						
						32	A	Georgia Tech		6	9	29	H	Virginia Tech		5	7						
						32	A	Georgia Tech		1	6	29	H	Virginia Tech		0	5						
						273	H	George Mason		6	3	112	A	Fla. Gulf Coast		1	3						
						273	H	George Mason		3	1	112	A	Fla. Gulf Coast		1	9						

Non-Div. I Games:

Maryland

Average RPI Win:		125	WON-LOST RECORD		WINNING PCT. RANK	LAST 10 GAMES	STRENGTH OF SCHEDULE		OPP. STRENGTH OF SCHEDULE	TEAM RPI	ADJ RPI	CONF. RPI	ADJ CONF. RPI
Average RPI Loss:		67	16-25-0		.39024 206	4-6-0	36		64	104	.5203 105	12	12
DIV. I ONLY			13-22-0		.37143 201	1-3-0	13		32	91	.52922 94	12	12
DIV. I NON-CONF.													
TOTALS		RPI 1-25	RPI 26-50		W-L RECORDS		RPI 51-100		RPI 101-150		RPI 150+		
16-25-0		0-9-0	3-5-0		OVERALL		4-4-0		3-3-0		6-4-0		
9-5-0		0-1-0	2-1-0		HOME		3-1-0		2-2-0		2-0-0		
3-7-0		0-1-0	0-0-0		AWAY		0-2-0		1-1-0		2-3-0		
4-13-0		0-7-0	1-4-0		NEUTRAL		1-1-0		0-0-0		2-1-0		
13-22-0		0-9-0	3-5-0		NON-CONFERENCE		4-4-0		1-2-0		5-2-0		
7-4-0		0-1-0	2-1-0		HOME		3-1-0		0-1-0		2-0-0		
2-5-0		0-1-0	0-0-0		AWAY		0-2-0		1-1-0		1-1-0		
4-13-0		0-7-0	1-4-0		NEUTRAL		1-1-0		0-0-0		2-1-0		
3-3-0		0-0-0	0-0-0		CONFERENCE		0-0-0		2-1-0		1-2-0		
2-1-0		0-0-0	0-0-0		HOME		0-0-0		2-1-0		0-0-0		
1-2-0		0-0-0	0-0-0		AWAY		0-0-0		0-0-0		1-2-0		
0-0-0		0-0-0	0-0-0		NEUTRAL		0-0-0		0-0-0		0-0-0		
RPI S	Opponent	Score	RPI S	Opponent	Score	RPI S	Opponent	Score	RPI S	Opponent	Score		
7 N	Tennessee	0 7	27 N	Oregon St.	0 6	54 N	Boise St.	1 7	118 H	San Diego	1 5		
9 N	Oregon	2 10	30 N	BYU	4 12	56 A	Fresno St.	1 2	138 A	Sacramento St.	4 0		
10 A	Hawaii	0 5	31 N	Notre Dame	4 6	57 N	Utah	6 5	138 A	Sacramento St.	1 2		
11 N	Washington	0 9	34 N	Radford	0 3	58 H	Wisconsin	0 4	146 H	Long Beach St.	0 3		
15 N	Florida St.	4 13	34 N	Radford	2 1	79 H	UNLV	1 0	146 H	Long Beach St.	3 1		
15 N	Florida St.	1 5	38 H	Oklahoma St.	2 7	99 A	San Jose St.	1 3	146 H	Long Beach St.	5 4		
20 H	UCLA	6 10	48 H	Houston	6 1	99 H	San Jose St.	4 1	154 A	Cal St. Fullerton	1 2		
20 N	UCLA	0 8	48 H	Houston	5 3	99 H	San Jose St.	7 2	154 A	Cal St. Fullerton	4 5		
24 N	Stanford	0 11							154 A	Cal St. Fullerton	5 4		
									157 N	Bradley	1 2		
									163 H	Nevada	8 1		
									163 H	Nevada	3 2		
									181 N	St. Mary's (CA)	7 1		
									181 N	St. Mary's (CA)	7 5		
									256 A	Santa Clara	2 5		
									256 A	Santa Clara	3 1		
LAST 10 GAMES													
			154 A	Cal St. Fullerton	4 5	146 H	Long Beach St.	5 4					
			154 A	Cal St. Fullerton	5 4	56 A	Fresno St.	1 2					
			154 A	Cal St. Fullerton	1 2	138 A	Sacramento St.	1 2					
			146 H	Long Beach St.	3 1	138 A	Sacramento St.	4 0					
			146 H	Long Beach St.	0 3	20 H	UCLA	6 10					

Non-Div. I Games:

UC Santa Barbara

Average RPI Win:		180	WON-LOST RECORD		WINNING PCT. RANK		LAST 10 GAMES		STRENGTH OF SCHEDULE		OPP. STRENGTH OF SCHEDULE		TEAM RPI		ADJ RPI		CONF. RPI		ADJ CONF. RPI								
Average RPI Loss:		92																									
DIV. I ONLY			17-12-0		.58621 94		7-3-0		137		131		108		.51958 106		13		13								
DIV. I NON-CONF.			13-10-0		.56522 97		3-1-0		174		151		121		.50876 122		13		13								
TOTALS		RPI 1-25		RPI 26-50		W-L RECORDS		RPI 51-100		RPI 101-150		RPI 150+															
17-12-0		0-2-0		0-2-0		OVERALL		4-2-0		2-4-0		11-2-0															
4-0-0		0-0-0		0-0-0		HOME		2-0-0		0-0-0		2-0-0															
3-4-0		0-1-0		0-1-0		AWAY		0-0-0		0-2-0		3-0-0															
10-8-0		0-1-0		0-1-0		NEUTRAL		2-2-0		2-2-0		6-2-0															
13-10-0		0-2-0		0-2-0		NON-CONFERENCE		2-2-0		2-2-0		9-2-0															
2-0-0		0-0-0		0-0-0		HOME		0-0-0		0-0-0		2-0-0															
1-2-0		0-1-0		0-0-		AWAY		0-0-0		0-0-0		1-0-0															
10-8-0		0-1-0		0-1-0		NEUTRAL		2-2-0		2-2-0		6-2-0															
4-2-0		0-0-0		0-0-0		CONFERENCE		2-0-0		0-2-0		2-0-0															
2-0-0		0-0-0		0-0-0		HOME		2-0-0		0-0-0		0-0-0															
2-2-0		0-0-0		0-0-0		AWAY		0-0-0		0-2-0		2-0-0															
0-0-0		0-0-0		0-0-0		NEUTRAL		0-0-0		0-0-0		0-0-0															
RPI	S	Opponent		Score		RPI	S	Opponent		Score		RPI	S	Opponent		Score											
3	A	Arizona St.		0	10	31	A	Notre Dame		3	5	57	N	Utah		0	5	112	N	Fla. Gulf Coast		2	8				
7	N	Tennessee		6	9	41	N	New Mexico		4	5	64	H	Miami (OH)		3	2	119	N	Quinnipiac		3	1				
												64	H	Miami (OH)		5	1	129	A	Central Mich.		1	2				
												81	N	Rutgers		2	0	129	A	Central Mich.		6	7				
												92	N	Fordham		0	6	132	N	Villanova		4	6				
												94	N	Harvard		3	1	148	N	Temple		4	0				
																		151	A	Eastern Mich.		7	3				
																		151	A	Eastern Mich.		2	0				
																		157	N	Bradley		1	2				
																		165	N	Cal St. Northridge		9	0				
																		207	N	Bethune-Cookman		14	0				
																		210	N	Saint Francis (PA)		1	7				
																		240	N	Green Bay		9	0				
																		247	A	Delaware		6	3				
																		251	N	La Salle		1	0				
																		257	N	Norfolk St.		4	1				
																		267	N	Wagner		2	0				
																		275	H	Oakland		1	0				
																		275	H	Oakland		6	2				
						LAST 10 GAMES																					
						151 A Eastern Mich.						2	0	275 H Oakland						6	2						
						151 A Eastern Mich.						7	3	64 H Miami (OH)						5	1						
						129 A Central Mich.						1	2	64 H Miami (OH)						3	2						
						129 A Central Mich.						6	7	31 A Notre Dame						3	5						
						275 H Oakland						1	0	247 A Delaware						6	3						

Non-Div. I Games:

Western Mich.

Average RPI Win: 169		WON-LOST	WINNING	LAST 10	STRENGTH OF		OPP. STRENGTH	TEAM	ADJ		CONF.	ADJ CONF.		
Average RPI Loss: 93		RECORD	PCT. RANK	GAMES	SCHEDULE		OF SCHEDULE	RPI	RPI		RPI	RPI		
DIV. I ONLY		20-18-0	.52632	124	7-3-0		95	138	106	.51848	107	13	13	
DIV. I NON-CONF.		14-16-0	.46667	150	1-1-0		67	147	115	.51196	115	13	13	
TOTALS		RPI 1-25	RPI 26-50		W-L RECORDS		RPI 51-100		RPI 101-150		RPI 150+			
20-18-0		0-3-0	0-1-0		OVERALL		3-6-0		5-5-0		12-3-0			
7-3-0		0-0-0	0-0-0		HOME		0-0-0		4-2-0		3-1-0			
3-6-0		0-0-0	0-1-0		AWAY		2-2-0		1-3-0		0-0-0			
10-9-0		0-3-0	0-0-0		NEUTRAL		1-4-0		0-0-0		9-2-0			
14-16-0		0-3-0	0-1-0		NON-CONFERENCE		3-6-0		2-4-0		9-2-0			
1-1-0		0-0-0	0-0-0		HOME		0-0-0		1-1-0		0-0-0			
3-6-0		0-0-0	0-0-		AWAY		2-2-0		1-3-0		0-0-0			
10-9-0		0-3-0	0-0-0		NEUTRAL		1-4-0		0-0-0		9-2-0			
6-2-0		0-0-0	0-0-0		CONFERENCE		0-0-0		3-1-0		3-1-0			
6-2-0		0-0-0	0-0-0		HOME		0-0-0		3-1-0		3-1-0			
0-0-0		0-0-0	0-0-0		AWAY		0-0-0		0-0-0		0-0-0			
0-0-0		0-0-0	0-0-0		NEUTRAL		0-0-0		0-0-0		0-0-0			
RPI	S	Opponent	Score		RPI	S	Opponent	Score		RPI	S	Opponent	Score	
8	N	Oklahoma	0	6	42	A	UCF	1	2	59	A	Pittsburgh	0	6
8	N	Oklahoma	1	11						59	A	Pittsburgh	8	5
18	N	South Fla.	0	1						59	N	Pittsburgh	2	5
										72	N	Minnesota	0	2
										87	N	Coastal Caro.	3	0
										93	N	IPFW	3	6
										93	N	IPFW	4	14
										95	A	North Carolina St.	0	8
										95	A	North Carolina St.	15	8

Non-Div. I Games:

Kent St.

Average RPI Win:		167	WON-LOST RECORD		WINNING PCT. RANK	LAST 10 GAMES		STRENGTH OF SCHEDULE		OPP. STRENGTH OF SCHEDULE	TEAM RPI	ADJ RPI	CONF. RPI	ADJ CONF. RPI					
Average RPI Loss:		85																	
DIV. I ONLY			19-16-0		.54286	114	3-7-0		121	122	110	.51808	108	4	4				
DIV. I NON-CONF.			18-8-0		.69231	49	2-2-0		128	207	77	.54665	78	4	4				
TOTALS		RPI 1-25		RPI 26-50		W-L RECORDS		RPI 51-100		RPI 101-150		RPI 150+							
19-16-0		0-1-0		1-6-0		OVERALL		3-4-0		5-2-0		10-3-0							
3-3-0		0-0-0		1-2-0		HOME		0-0-0		0-0-0		2-1-0							
3-10-0		0-0-0		0-4-0		AWAY		0-4-0		2-1-0		1-1-0							
13-3-0		0-1-0		0-0-0		NEUTRAL		3-0-0		3-1-0		7-1-0							
18-8-0		0-1-0		0-1-0		NON-CONFERENCE		3-1-0		5-2-0		10-3-0							
2-1-0		0-0-0		0-0-0		HOME		0-0-0		0-0-0		2-1-0							
3-4-0		0-0-0		0-0-		AWAY		0-1-0		2-1-0		1-1-0							
13-3-0		0-1-0		0-0-0		NEUTRAL		3-0-0		3-1-0		7-1-0							
1-8-0		0-0-0		1-5-0		CONFERENCE		0-3-0		0-0-0		0-0-0							
1-2-0		0-0-0		1-2-0		HOME		0-0-0		0-0-0		0-0-0							
0-6-0		0-0-0		0-3-0		AWAY		0-3-0		0-0-0		0-0-0							
0-0-0		0-0-0		0-0-0		NEUTRAL		0-0-0		0-0-0		0-0-0							
RPI	S	Opponent		Score		RPI	S	Opponent		Score		RPI	S	Opponent		Score			
18	N	South Fla.		3	6	32	A	Georgia Tech		4	9	51	A	Boston U.		0	1		
						32	A	Georgia Tech		0	8	64	N	Miami (OH)		3	1		
						32	A	Georgia Tech		0	4	72	N	Minnesota		2	1		
						39	A	Massachusetts		2	4	77	N	Western Ky.		4	2		
						50	H	Virginia		1	5	95	A	North Carolina St.		1	7		
						50	H	Virginia		10	4	95	A	North Carolina St.		3	10		
						50	H	Virginia		4	7	95	A	North Carolina St.		3	10		
														141		A	Stetson	1	7
														141		A	Stetson	2	1
														145		N	Central Ark.	2	7
														153		N	Binghamton	0	2
														166		A	Charlotte	6	2
														166		H	Charlotte	2	12
														171		A	Fla. Atlantic	1	6
														184		N	Providence	13	1
														207		N	Bethune-Cookman	4	1
														214		N	Towson	6	1
														234		H	Dartmouth	2	1
														234		H	Dartmouth	11	0
														247		N	Delaware	3	2
														261		N	Hampton	5	1
														276		N	Morgan St.	10	0
														276		N	Morgan St.	11	3
LAST 10 GAMES																			
						95	A	North Carolina St.		1	7	50	H	Virginia		10	4		
						95	A	North Carolina St.		3	10	50	H	Virginia		4	7		
						95	A	North Carolina St.		3	10	234	H	Dartmouth		11	0		
						39	A	Massachusetts		2	4	234	H	Dartmouth		2	1		
						50	H	Virginia		1	5	51	A	Boston U.		0	1		

Non-Div. I Games:

Boston College

Average RPI Win:		150	WON-LOST RECORD		WINNING PCT. RANK		LAST 10 GAMES		STRENGTH OF SCHEDULE		OPP. STRENGTH OF SCHEDULE		TEAM RPI		ADJ RPI		CONF. RPI		ADJ CONF. RPI				
DIV. I ONLY			26-15-0		.63415 67		6-4-0		196		94		105		.51725 109		20		20				
DIV. I NON-CONF.			19-10-0		.65517 59		2-0-0		135		79		76		.55033 76		19		18				
TOTALS		RPI 1-25		RPI 26-50		W-L RECORDS		RPI 51-100		RPI 101-150		RPI 150+											
26-15-0		1-1-0		0-3-0		OVERALL		2-3-0		9-4-0		14-4-0											
10-6-0		0-1-0		0-1-0		HOME		0-0-0		5-2-0		5-2-0											
7-2-0		0-0-0		0-0-0		AWAY		0-0-0		2-0-0		5-2-0											
9-7-0		1-0-0		0-2-0		NEUTRAL		2-3-0		2-2-0		4-0-0											
19-10-0		1-1-0		0-3-0		NON-CONFERENCE		2-3-0		6-3-0		10-0-0											
5-3-0		0-1-0		0-1-0		HOME		0-0-0		2-1-0		3-0-0											
5-0-0		0-0-0		0-0-		AWAY		0-0-0		2-0-0		3-0-0											
9-7-0		1-0-0		0-2-0		NEUTRAL		2-3-0		2-2-0		4-0-0											
7-5-0		0-0-0		0-0-0		CONFERENCE		0-0-0		3-1-0		4-4-0											
5-3-0		0-0-0		0-0-0		HOME		0-0-0		3-1-0		2-2-0											
2-2-0		0-0-0		0-0-0		AWAY		0-0-0		0-0-0		2-2-0											
0-0-0		0-0-0		0-0-0		NEUTRAL		0-0-0		0-0-0		0-0-0											
RPI	S	Opponent		Score		RPI	S	Opponent		Score		RPI	S	Opponent		Score							
18	N	South Fla.		6	4	26	N	Auburn		2	10	54	N	Boise St.		0	3	108	N	Boston College		1	4
20	H	UCLA		2	24	31	H	Notre Dame		3	4	54	N	Boise St.		10	9	111	H	Iowa St.		6	0
						36	N	Tulsa		0	9	64	N	Miami (OH)		2	7	111	H	Iowa St.		17	0
												65	N	FIU		3	0	113	H	Utah Valley		2	3
												94	N	Harvard		0	2	113	H	Utah Valley		15	5
																		113	H	Utah Valley		7	2
																		113	H	Utah Valley		8	3
																		119	N	Quinnipiac		3	0
																		120	A	UC Davis		5	3
																		120	A	UC Davis		5	1
																		129	N	Central Mich.		4	1
																		144	N	Michigan St.		5	6
																		146	H	Long Beach St.		2	5
																		162	A	UC Riverside		7	6
																		163	N	Nevada		4	0
																		165	H	Cal St. Northridge		2	1
																		165	H	Cal St. Northridge		9	0
																		175	A	CSU Bakersfield		9	4
																		175	A	CSU Bakersfield		5	0
																		175	A	CSU Bakersfield		3	9
																		175	A	CSU Bakersfield		6	7
						LAST 10 GAMES								187	H	Utah St.		5	1				
						175	A	CSU Bakersfield		5	0	256	H	Santa Clara		9	1	190	N	Saint Joseph's		7	4
						175	A	CSU Bakersfield		9	4	256	H	Santa Clara		11	3	190	N	Saint Joseph's		1	0
						175	A	CSU Bakersfield		3	9	256	H	Santa Clara		2	6	207	A	Bethune-Cookman		11	2
						175	A	CSU Bakersfield		6	7	165	H	Cal St. Northridge		2	1	207	A	Bethune-Cookman		3	2
						256	H	Santa Clara		7	9	165	H	Cal St. Northridge		9	0	211	N	Florida A&M		9	0

Non-Div. I Games:

Loyola Marymount

RPI	S	Opponent	Score	
256	H	Santa Clara	7	9
256	H	Santa Clara	11	3
256	H	Santa Clara	2	6
256	H	Santa Clara	9	1

Loyola Marymount

L
o
y
o
l
a
M
a
r
y
m
o
u
n
t

L
o
y
o
l
a
M
a
r
y
m
o
u
n
t

Average RPI Win:	175	WON-LOST RECORD	WINNING PCT. RANK	LAST 10 GAMES		STRENGTH OF SCHEDULE	OPP. STRENGTH OF SCHEDULE	TEAM RPI	ADJ RPI	CONF. RPI	ADJ CONF. RPI		
DIV. I ONLY		22-16-0	.57895	96	5-5-0	151	108	112	.51679	110	10	10	
DIV. I NON-CONF.		12-11-0	.52174	122	0-1-0	118	146	117	.5144	112	10	10	
<hr/>													
TOTALS	RPI 1-25	RPI 26-50		W-L RECORDS		RPI 51-100		RPI 101-150		RPI 150+			
22-16-0	0-1-0	2-4-0		OVERALL		3-6-0		2-4-0		15-1-0			
5-6-0	0-0-0	2-4-0		HOME		0-1-0		1-1-0		2-0-0			
10-4-0	0-0-0	0-0-0		AWAY		1-3-0		0-0-0		9-1-0			
7-6-0	0-1-0	0-0-0		NEUTRAL		2-2-0		1-3-0		4-0-0			
12-11-0	0-1-0	0-0-0		NON-CONFERENCE		3-6-0		2-4-0		7-0-0			
3-2-0	0-0-0	0-0-0		HOME		0-1-0		1-1-0		2-0-0			
2-3-0	0-0-0	0-0-		AWAY		1-3-0		0-0-0		1-0-0			
7-6-0	0-1-0	0-0-0		NEUTRAL		2-2-0		1-3-0		4-0-0			
10-5-0	0-0-0	2-4-0		CONFERENCE		0-0-0		0-0-0		8-1-0			
2-4-0	0-0-0	2-4-0		HOME		0-0-0		0-0-0		0-0-0			
8-1-0	0-0-0	0-0-0		AWAY		0-0-0		0-0-0		8-1-0			
0-0-0	0-0-0	0-0-0		NEUTRAL		0-0-0		0-0-0		0-0-0			
RPI	S	Opponent	Score	RPI	S	Opponent	Score	RPI	S	Opponent	Score		
15	N	Florida St.	1 4	43	H	UAB	2 3	53	N	Ga. Southern	4 1		
				43	H	UAB	0 8	53	N	Ga. Southern	4 1		
				43	H	UAB	3 4	61	A	Chattanooga	1 4		
				48	H	Houston	5 2	63	N	Southern Ill.	2 10		
				48	H	Houston	1 0	71	A	Lipscomb	2 1		
				48	H	Houston	2 3	71	A	Lipscomb	1 4		
								85	N	Kennesaw St.	3 4		
								87	A	Coastal Caro.	3 7		
								93	H	IPFW	2 9		
										104	N	Maryland	1 2
										104	N	Maryland	2 10
										107	H	Kent St.	4 6
										107	H	Kent St.	3 2
										127	N	Charleston So.	2 3
										142	N	St. John's (NY)	8 0
										172	A	Memphis	1 0
										172	A	Memphis	1 0
										172	A	Memphis	6 0
										209	A	Southern Miss.	2 1
										209	A	Southern Miss.	6 2
										209	A	Southern Miss.	2 3
										217	A	Belmont	11 7
										222	N	Akron	3 1
										225	A	UTEP	8 0
										225	A	UTEP	7 6
										225	A	UTEP	7 5
										227	N	George Washington	4 2
										249	N	Morehead St.	9 4
										265	H	Bucknell	12 3
										265	H	Bucknell	13 0
										273	N	George Mason	8 5
LAST 10 GAMES													
				209	A	Southern Miss.	2 3	225	A	UTEP	7 5		
				209	A	Southern Miss.	6 2	225	A	UTEP	7 6		
				209	A	Southern Miss.	2 1	43	H	UAB	3 4		
				61	A	Chattanooga	1 4	43	H	UAB	2 3		
				225	A	UTEP	8 0	43	H	UAB	0 8		

Non-Div. I Games:

Marshall

Average RPI Win:		162	WON-LOST RECORD		WINNING PCT. RANK		LAST 10 GAMES		STRENGTH OF SCHEDULE		OPP. STRENGTH OF SCHEDULE		TEAM RPI		ADJ RPI		CONF. RPI		ADJ CONF. RPI				
DIV. I ONLY			12-24-0		.33333 221		3-7-0		14		92		114		.51623 111		2		2				
DIV. I NON-CONF.			11-16-0		.40741 180		2-1-0		74		173		139		.49603 137		3		3				
TOTALS		RPI 1-25		RPI 26-50		W-L RECORDS		RPI 51-100		RPI 101-150		RPI 150+											
12-24-0		1-6-0		0-4-0		OVERALL		1-9-0		4-4-0		6-1-0											
4-7-0		1-5-0		0-0-0		HOME		0-2-0		1-0-0		2-0-0											
4-8-0		0-1-0		0-3-0		AWAY		0-0-0		2-3-0		2-1-0											
4-9-0		0-0-0		0-1-0		NEUTRAL		1-7-0		1-1-0		2-0-0											
11-16-0		0-1-0		0-1-0		NON-CONFERENCE		1-9-0		4-4-0		6-1-0											
3-2-0		0-0-0		0-0-0		HOME		0-2-0		1-0-0		2-0-0											
4-5-0		0-1-0		0-0-		AWAY		0-0-0		2-3-0		2-1-0											
4-9-0		0-0-0		0-1-0		NEUTRAL		1-7-0		1-1-0		2-0-0											
1-8-0		1-5-0		0-3-0		CONFERENCE		0-0-0		0-0-0		0-0-0											
1-5-0		1-5-0		0-0-0		HOME		0-0-0		0-0-0		0-0-0											
0-3-0		0-0-0		0-3-0		AWAY		0-0-0		0-0-0		0-0-0											
0-0-0		0-0-0		0-0-0		NEUTRAL		0-0-0		0-0-0		0-0-0											
RPI	S	Opponent		Score		RPI	S	Opponent		Score		RPI	S	Opponent		Score							
3	A	Arizona St.		0	9	27	N	Oregon St.		4	5	55	N	San Diego St.		6	4	109	A	Loyola Marymount 0 17			
4	H	Texas		3	7	28	A	Texas Tech		2	6	56	N	Fresno St.		0	3	109	A	Loyola Marymount 0 6			
4	H	Texas		4	8	28	A	Texas Tech		3	5	60	N	Illinois St.		2	10	122	A	Creighton 6 3			
4	H	Texas		2	11	28	A	Texas Tech		7	19	68	N	Pacific		0	8	128	A	Missouri St. 0 4			
17	H	Texas A&M		3	11							72	N	Minnesota		1	9	128	A	Missouri St. 6 4			
17	H	Texas A&M		1	6							72	N	Minnesota		0	12	131	N	Colorado St. 4 3			
17	H	Texas A&M		2	1							82	H	UNI		0	8	136	H	Western Ill. 6 2			
												89	N	Iowa		5	26	137	N	UTSA 0 4			
												100	H	Valparaiso		5	11	181	A	St. Mary's (CA) 4 9			
												100	N	Valparaiso		7	16	181	A	St. Mary's (CA) 9 3			
																		186	H	Drake 1 0			
																		225	A	UTEP 7 6			
																		240	H	Green Bay 3 2			
																		256	N	Santa Clara 6 2			
																		268	N	Brown 17 3			
LAST 10 GAMES																							
						17	H	Texas A&M		2	1	28	A	Texas Tech		2	6						
						17	H	Texas A&M		1	6	28	A	Texas Tech		7	19						
						17	H	Texas A&M		3	11	186	H	Drake		1	0						
						122	A	Creighton		6	3	82	H	UNI		0	8						
						28	A	Texas Tech		3	5	4	H	Texas		2	11						

Non-Div. I Games:

Iowa St.

RPI	S	Opponent	Score	
217	A	Belmont	12	6
226	N	South Dakota St.	1	2
234	H	Dartmouth	4	2
247	H	Delaware	4	6
252	H	Canisius	9	0
264	N	UNC Wilmington	8	1

Fla. Gulf Coast

F
l
a
.
G
u
l
f
C
o
a
s
t

F
l
a
.
G
u
l
f
C
o
a
s
t

[illegible]

Non-Div. I Games:

Utah Valley

RPI	S	Opponent	Score	
237	N	Houston Baptist	4	3
237	N	Houston Baptist	2	1
243	N	Rider	2	2
258	N	Detroit	1	0
270	A	N.C. A&T	11	0
271	N	Columbia	8	5
277	N	Manhattan	4	1
280	N	Holy Cross	1	0
281	N	Lafayette	4	3

Utah Valley

U
t
a
h
V
a
l
l
e
y

U
t
a
h
V
a
l
l
e
y

Average RPI Win:	192	WON-LOST RECORD	WINNING PCT. RANK	LAST 10 GAMES	STRENGTH OF SCHEDULE	OPP. STRENGTH OF SCHEDULE	TEAM RPI	ADJ RPI	CONF. RPI	ADJ CONF. RPI	
Average RPI Loss:	120										
DIV. I ONLY	22-9-0	.70968	34	7-3-0	238	182	111	.51277	114	17	17
DIV. I NON-CONF.	17-8-0	.68	54	3-2-0	249	215	124	.50525	126	20	20
<hr/>											
TOTALS	RPI 1-25	RPI 26-50		W-L RECORDS	RPI 51-100		RPI 101-150		RPI 150+		
22-9-0	0-0-0	0-3-0		OVERALL	3-1-0		2-1-0		17-4-0		
6-2-0	0-0-0	0-2-0		HOME	0-0-0		0-0-0		6-0-0		
7-5-0	0-0-0	0-0-0		AWAY	2-1-0		0-1-0		5-3-0		
9-2-0	0-0-0	0-1-0		NEUTRAL	1-0-0		2-0-0		6-1-0		
<hr/>											
17-8-0	0-0-0	0-3-0		NON-CONFERENCE	1-0-0		2-1-0		14-4-0		
3-2-0	0-0-0	0-2-0		HOME	0-0-0		0-0-0		3-0-0		
5-4-0	0-0-0	0-0-		AWAY	0-0-0		0-1-0		5-3-0		
9-2-0	0-0-0	0-1-0		NEUTRAL	1-0-0		2-0-0		6-1-0		
<hr/>											
5-1-0	0-0-0	0-0-0		CONFERENCE	2-1-0		0-0-0		3-0-0		
3-0-0	0-0-0	0-0-0		HOME	0-0-0		0-0-0		3-0-0		
2-1-0	0-0-0	0-0-0		AWAY	2-1-0		0-0-0		0-0-0		
0-0-0	0-0-0	0-0-0		NEUTRAL	0-0-0		0-0-0		0-0-0		
<hr/>											
RPI S	Opponent	Score	RPI S	Opponent	Score	RPI S	Opponent	Score	RPI S	Opponent	Score
			28 H	Texas Tech	1 4	51 A	Boston U.	1 0	112 A	Fla. Gulf Coast	0 1
			28 H	Texas Tech	3 6	51 A	Boston U.	3 8	123 N	Middle Tenn.	8 6
			35 N	Kansas	0 2	51 A	Boston U.	4 3	140 N	Robert Morris	1 0
						57 N	Utah	1 0	166 A	Charlotte	4 3
									166 A	Charlotte	3 5
									169 A	Iona	2 0
									169 A	Iona	3 6
									170 H	LIU Brooklyn	7 0
									173 A	Fairfield	6 5
									173 A	Fairfield	2 0
									196 N	Army	12 0
									205 N	Georgetown	4 3
									206 N	Colgate	9 4
									210 N	Saint Francis (PA)	10 3
									216 N	Buffalo	2 3
									253 N	Siena	5 2
									255 H	Hartford	4 0
									255 H	Hartford	3 1
									255 H	Hartford	10 0
									277 A	Manhattan	2 5
									277 A	Manhattan	9 0
									279 N	Howard	13 1
			277 A	Manhattan	2 5	51 A	Boston U.	1 0	280 H	Holy Cross	7 0
			277 A	Manhattan	9 0	169 A	Iona	2 0	280 H	Holy Cross	10 1
			170 H	LIU Brooklyn	7 0	169 A	Iona	3 6			
			51 A	Boston U.	3 8	255 H	Hartford	10 0			
			51 A	Boston U.	4 3	255 H	Hartford	3 1			

Non-Div. I Games:

Stony Brook

Tie, Loss, Non-Conf, S Site, H Home, A Away, N Neutral Page 122

RPI	S	Opponent	Score	
230	H	Southeast Mo. St.	2	1
236	H	Tennessee St.	10	1
236	H	Tennessee St.	5	3
236	H	Tennessee St.	9	1
238	N	Nicholls St.	5	3
242	N	Niagara	6	3
247	N	Delaware	9	1
254	N	Cleveland St.	4	1
282	N	Southern U.	9	1

UT Martin

U
T
M
a
r
t
i
n

U
T
M
a
r
t
i
n

Average RPI Win:		159	WON-LOST RECORD		WINNING PCT. RANK		LAST 10 GAMES		STRENGTH OF SCHEDULE		OPP. STRENGTH OF SCHEDULE		TEAM RPI		ADJ RPI		CONF. RPI		ADJ CONF. RPI	
DIV. I ONLY			16-15-0		.51613 128		6-4-0		117		105		115		.51181 116		20		20	
DIV. I NON-CONF.			7-12-0		.36842 202		0-2-0		48		56		128		.50358 127		19		18	
TOTALS		RPI 1-25		RPI 26-50		W-L RECORDS		RPI 51-100		RPI 101-150		RPI 150+								
16-15-0		0-2-0		0-2-0		OVERALL		2-6-0		7-1-0		7-4-0								
3-3-0		0-0-0		0-0-0		HOME		0-2-0		0-0-0		3-1-0								
3-5-0		0-0-0		0-0-0		AWAY		0-1-0		3-1-0		0-3-0								
10-7-0		0-2-0		0-2-0		NEUTRAL		2-3-0		4-0-0		4-0-0								
7-12-0		0-2-0		0-2-0		NON-CONFERENCE		2-6-0		2-0-0		3-2-0								
0-2-0		0-0-0		0-0-0		HOME		0-2-0		0-0-0		0-0-0								
0-3-0		0-0-0		0-0-		AWAY		0-1-0		0-0-0		0-2-0								
7-7-0		0-2-0		0-2-0		NEUTRAL		2-3-0		2-0-0		3-0-0								
9-3-0		0-0-0		0-0-0		CONFERENCE		0-0-0		5-1-0		4-2-0								
3-1-0		0-0-0		0-0-0		HOME		0-0-0		0-0-0		3-1-0								
3-2-0		0-0-0		0-0-0		AWAY		0-0-0		3-1-0		0-1-0								
3-0-0		0-0-0		0-0-0		NEUTRAL		0-0-0		2-0-0		1-0-0								
RPI	S	Opponent		Score		RPI	S	Opponent		Score		RPI	S	Opponent		Score				
10	N	Hawaii		3	11	28	N	Texas Tech		1	5	54	A	Boise St.		5	6			
24	N	Stanford		0	7	30	N	BYU		1	4	54	H	Boise St.		0	4			
												54	H	Boise St.		2	3			
												55	N	San Diego St.		3	7			
												57	N	Utah		1	3			
												57	N	Utah		2	0			
												67	N	McNeese St.		4	1			
												80	N	South Carolina		1	2			
														Utah Valley		3	2			
														Utah Valley		7	0			
														Utah Valley		1	0			
														Utah Valley		0	1			
												120	N	UC Davis		3	1			
												138	N	Sacramento St.		2	1			
												138	N	Sacramento St.		3	2			
												146	N	Long Beach St.		12	1			
												160	N	Cal Poly		9	0			
												162	A	UC Riverside		0	5			
												162	A	UC Riverside		0	8			
												181	A	St. Mary's (CA)		1	2			
												187	N	Utah St.		11	5			
												202	N	Maine		6	2			
												244	H	Idaho St.		2	1			
												244	H	Idaho St.		1	0			
												244	H	Idaho St.		2	3			
												244	H	Idaho St.		7	0			
												256	N	Santa Clara		8	3			
LAST 10 GAMES																				
						244	H	Idaho St.		2	1	113	A	Utah Valley		3	2			
						244	H	Idaho St.		7	0	113	A	Utah Valley		7	0			
						244	H	Idaho St.		2	3	113	A	Utah Valley		0	1			
						244	H	Idaho St.		1	0	54	H	Boise St.		2	3			
						113	A	Utah Valley		1	0	54	H	Boise St.		0	4			

Non-Div. I Games:

Portland St.

Average RPI Win:	178	WON-LOST RECORD	WINNING PCT. RANK	LAST 10 GAMES	STRENGTH OF SCHEDULE	OPP. STRENGTH OF SCHEDULE	TEAM RPI	ADJ RPI	CONF. RPI	ADJ CONF. RPI			
DIV. I ONLY		18-11-0	.62069	79	5-4-0	178	206	118	.50761	119	26	26	
DIV. I NON-CONF.		12-7-0	.63158	68	1-1-0	152	193	97	.5255	98	26	26	
<hr/>													
TOTALS	RPI 1-25	RPI 26-50		W-L RECORDS		RPI 51-100		RPI 101-150		RPI 150+			
18-11-0	0-0-0	0-1-0		OVERALL		1-1-0		4-4-0		13-5-0			
3-0-0	0-0-0	0-0-0		HOME		0-0-0		0-0-0		3-0-0			
6-8-0	0-0-0	0-1-0		AWAY		0-1-0		2-2-0		4-4-0			
9-3-0	0-0-0	0-0-0		NEUTRAL		1-0-0		2-2-0		6-1-0			
<hr/>													
12-7-0	0-0-0	0-1-0		NON-CONFERENCE		1-1-0		3-3-0		8-2-0			
1-0-0	0-0-0	0-0-0		HOME		0-0-0		0-0-0		1-0-0			
2-4-0	0-0-0	0-0-		AWAY		0-1-0		1-1-0		1-1-0			
9-3-0	0-0-0	0-0-0		NEUTRAL		1-0-0		2-2-0		6-1-0			
<hr/>													
6-4-0	0-0-0	0-0-0		CONFERENCE		0-0-0		1-1-0		5-3-0			
2-0-0	0-0-0	0-0-0		HOME		0-0-0		0-0-0		2-0-0			
4-4-0	0-0-0	0-0-0		AWAY		0-0-0		1-1-0		3-3-0			
0-0-0	0-0-0	0-0-0		NEUTRAL		0-0-0		0-0-0		0-0-0			
<hr/>													
RPI	S	Opponent	Score	RPI	S	Opponent	Score	RPI	S	Opponent	Score		
				39	A	Massachusetts	0 1	55	A	San Diego St.	1 4		
								64	N	Miami (OH)	3 2		
										102	N Bowling Green	7 4	
										106	N Western Mich.	1 3	
										109	N Loyola Marymount	0 3	
										112	N Fla. Gulf Coast	1 0	
										118	A San Diego	0 9	
										118	A San Diego	3 2	
										126	A Central Conn. St.	3 2	
										126	A Central Conn. St.	2 4	
										162	A UC Riverside	3 2	
										162	A UC Riverside	2 3	
										169	N Iona	2 0	
										169	N Iona	4 3	
										170	A LIU Brooklyn	13 4	
										170	A LIU Brooklyn	4 5	
										173	H Fairfield	2 0	
										175	N CSU Bakersfield	3 1	
										190	N Saint Joseph's	1 0	
										207	N Bethune-Cookman	2 11	
										212	A Monmouth	1 4	
										212	A Monmouth	6 5	
										220	H Sacred Heart	12 7	
										220	H Sacred Heart	5 4	
LAST 10 GAMES													
				126	A	Central Conn. St.	2 4	220	H	Sacred Heart	5 4		
				126	A	Central Conn. St.	3 2	220	H	Sacred Heart	12 7		
				170	A	LIU Brooklyn	13 4	39	A	Massachusetts	0 1		
				170	A	LIU Brooklyn	4 5	212	A	Monmouth	1 4		
				173	H	Fairfield	2 0	212	A	Monmouth	6 5		
										260	A	Mt. St. Mary's	2 0
										260	A	Mt. St. Mary's	0 1
										283	N	Saint Peter's	11 3
										283	N	Saint Peter's	14 1

Non-Div. I Games:

Quinnipiac

Average RPI Win:		159	WON-LOST RECORD		WINNING PCT. RANK		LAST 10 GAMES		STRENGTH OF SCHEDULE		OPP. STRENGTH OF SCHEDULE		TEAM RPI		ADJ RPI		CONF. RPI		ADJ CONF. RPI	
DIV. I ONLY			15-22-0		.40541 196		6-4-0		89		55		125		.50489 120		12		12	
DIV. I NON-CONF.			10-21-0		.32258 225		1-3-0		40		47		138		.50164 130		12		12	
TOTALS		RPI 1-25		RPI 26-50		W-L RECORDS		RPI 51-100		RPI 101-150		RPI 150+								
15-22-0		1-8-0		2-2-0		OVERALL		1-3-0		0-6-0		11-3-0								
7-8-0		1-0-0		0-0-0		HOME		0-1-0		0-4-0		6-3-0								
4-3-0		0-1-0		0-0-0		AWAY		0-1-0		0-1-0		4-0-0								
4-11-0		0-7-0		2-2-0		NEUTRAL		1-1-0		0-1-0		1-0-0								
10-21-0		1-8-0		2-2-0		NON-CONFERENCE		1-3-0		0-6-0		6-2-0								
5-7-0		1-0-0		0-0-0		HOME		0-1-0		0-4-0		4-2-0								
1-3-0		0-1-0		0-0-		AWAY		0-1-0		0-1-0		1-0-0								
4-11-0		0-7-0		2-2-0		NEUTRAL		1-1-0		0-1-0		1-0-0								
5-1-0		0-0-0		0-0-0		CONFERENCE		0-0-0		0-0-0		5-1-0								
2-1-0		0-0-0		0-0-0		HOME		0-0-0		0-0-0		2-1-0								
3-0-0		0-0-0		0-0-0		AWAY		0-0-0		0-0-0		3-0-0								
0-0-0		0-0-0		0-0-0		NEUTRAL		0-0-0		0-0-0		0-0-0								
RPI	S	Opponent		Score		RPI	S	Opponent		Score		RPI	S	Opponent		Score				
1	A	California		3	11	30	N	BYU		0	9	54	H	Boise St.		0	3			
8	N	Oklahoma		0	10	41	N	New Mexico		5	7	55	A	San Diego St.		0	3			
11	N	Washington		1	14	42	N	UCF		6	4	80	N	South Carolina		2	3			
11	N	Washington		3	11	50	N	Virginia		11	5	92	N	Fordham		6	2			
13	N	Arizona		0	8									118 A San Diego		6	7			
14	N	Missouri		0	8									138 H Sacramento St.		2	3			
20	N	UCLA		1	7									138 H Sacramento St.		4	6			
24	H	Stanford		2	1									162 H UC Riverside		3	1			
25	N	Syracuse		3	5									162 H UC Riverside		0	8			
														162 H UC Riverside		9	1			
														163 H Nevada		3	6			
														163 H Nevada		2	0			
														165 A Cal St. Northridge		3	0			
														165 A Cal St. Northridge		2	0			
														165 A Cal St. Northridge		1	0			
														175 H CSU Bakersfield		1	2			
														202 N Maine		2	0			
														244 H Idaho St.		3	2			
														244 H Idaho St.		7	0			
														244 H Idaho St.		5	0			
														256 A Santa Clara		3	2			
LAST 10 GAMES																				
165 A Cal St. Northridge						3	0	162 H UC Riverside						0	8					
165 A Cal St. Northridge						2	0	175 H CSU Bakersfield						1	2					
165 A Cal St. Northridge						1	0	30 N BYU						0	9					
162 H UC Riverside						9	1	13 N Arizona						0	8					
162 H UC Riverside						3	1	50 N Virginia						11	5					

Non-Div. I Games:

UC Davis

[illegible]

Non-Div. I Games:

Col. of Charleston

Average RPI Win: Average RPI Loss:	208 70	WON-LOST RECORD	WINNING PCT. RANK	LAST 10 GAMES	STRENGTH OF SCHEDULE	OPP. STRENGTH OF SCHEDULE	TEAM RPI	ADJ RPI	CONF. RPI	ADJ CONF. RPI			
DIV. I ONLY		20-15-1	.56944	102	7-2-1	185	128	122	.50102	122	14	14	
DIV. I NON-CONF.		11-12-1	.47917	145	1-2-1	172	153	152	.48587	151	14	14	
<hr/>													
TOTALS	RPI 1-25	RPI 26-50		W-L RECORDS		RPI 51-100		RPI 101-150		RPI 150+			
20-15-1	0-5-0	0-0-0		OVERALL		2-6-0		2-2-0		16-2-1			
5-1-0	0-0-0	0-0-0		HOME		0-0-0		0-1-0		5-0-0			
10-9-1	0-5-0	0-0-0		AWAY		1-2-0		0-0-0		9-2-1			
5-5-0	0-0-0	0-0-0		NEUTRAL		1-4-0		2-1-0		2-0-0			
11-12-1	0-5-0	0-0-0		NON-CONFERENCE		1-4-0		2-2-0		8-1-1			
2-1-0	0-0-0	0-0-0		HOME		0-0-0		0-1-0		2-0-0			
4-6-1	0-5-0	0-0-		AWAY		0-0-0		0-0-0		4-1-1			
5-5-0	0-0-0	0-0-0		NEUTRAL		1-4-0		2-1-0		2-0-0			
9-3-0	0-0-0	0-0-0		CONFERENCE		1-2-0		0-0-0		8-1-0			
3-0-0	0-0-0	0-0-0		HOME		0-0-0		0-0-0		3-0-0			
6-3-0	0-0-0	0-0-0		AWAY		1-2-0		0-0-0		5-1-0			
0-0-0	0-0-0	0-0-0		NEUTRAL		0-0-0		0-0-0		0-0-0			
<hr/>													
RPI S	Opponent	Score		RPI S	Opponent	Score		RPI S	Opponent	Score			
3 A	Arizona St.	1	3			54 N	Boise St.	3	6	101 N	East Carolina	1	12
3 A	Arizona St.	3	12			63 A	Southern Ill.	7	6	111 H	Iowa St.	3	6
12 A	Louisville	0	4			63 A	Southern Ill.	8	17	130 N	Northern Ill.	5	4
12 A	Louisville	0	8			63 A	Southern Ill.	4	10	130 N	Northern Ill.	5	1
12 A	Louisville	0	7			68 N	Pacific	6	7	157 A	Bradley	4	7
						73 N	North Dakota St.	2	6	157 A	Bradley	2	1
						88 N	New Mexico St.	1	4	157 A	Bradley	11	3
						100 N	Valparaiso	3	1	197 A	Wichita St.	14	4
										197 A	Wichita St.	15	7
										197 A	Wichita St.	9	1
										224 H	Indiana St.	4	0
										224 H	Indiana St.	12	4
										224 H	Indiana St.	9	0
										226 A	South Dakota St.	0	1
										226 A	South Dakota St.	1	1
										226 N	South Dakota St.	8	1
										262 H	South Dakota	4	1
										262 H	South Dakota	15	1
										279 N	Howard	19	4
										285 A	Ark.-Pine Bluff	10	2
										285 A	Ark.-Pine Bluff	14	2
										285 A	Ark.-Pine Bluff	18	0
										285 A	Ark.-Pine Bluff	12	0
<hr/>													
LAST 10 GAMES													
197 A Wichita St.				15	7	226 A South Dakota St.				0	1	285 A Ark.-Pine Bluff	
197 A Wichita St.				14	4	224 H Indiana St.				4	0		
197 A Wichita St.				9	1	224 H Indiana St.				12	4		
111 H Iowa St.				3	6	224 H Indiana St.				9	0		
226 A South Dakota St.				1	1	262 H South Dakota				15	1		

Non-Div. I Games:

Creighton

Average RPI Win: 174		WON-LOST	WINNING	LAST 10	STRENGTH OF		OPP. STRENGTH	TEAM	ADJ	CONF.	ADJ CONF.
Average RPI Loss: 86		RECORD	PCT. RANK	GAMES	SCHEDULE		OF SCHEDULE	RPI	RPI	RPI	RPI
DIV. I ONLY		12-18-0	.4	198	5-5-0		68	141	128	.49969	123
DIV. I NON-CONF.		10-11-0	.47619	146	3-1-0		52	179	108	.52019	107
TOTALS		RPI 1-25	RPI 26-50		W-L RECORDS		RPI 51-100		RPI 101-150		RPI 150+
12-18-0		0-2-0	1-5-0		OVERALL		0-2-0		4-7-0		7-2-0
5-2-0		0-0-0	0-0-0		HOME		0-0-0		2-1-0		3-1-0
2-10-0		0-1-0	0-3-0		AWAY		0-1-0		2-4-0		0-1-0
5-6-0		0-1-0	1-2-0		NEUTRAL		0-1-0		0-2-0		4-0-0
10-11-0		0-2-0	1-2-0		NON-CONFERENCE		0-2-0		2-3-0		7-2-0
3-1-0		0-0-0	0-0-0		HOME		0-0-0		0-0-0		3-1-0
2-4-0		0-1-0	0-0-		AWAY		0-1-0		2-1-0		0-1-0
5-6-0		0-1-0	1-2-0		NEUTRAL		0-1-0		0-2-0		4-0-0
2-7-0		0-0-0	0-3-0		CONFERENCE		0-0-0		2-4-0		0-0-0
2-1-0		0-0-0	0-0-0		HOME		0-0-0		2-1-0		0-0-0
0-6-0		0-0-0	0-3-0		AWAY		0-0-0		0-3-0		0-0-0
0-0-0		0-0-0	0-0-0		NEUTRAL		0-0-0		0-0-0		0-0-0
RPI S	Opponent	Score	RPI S	Opponent	Score	RPI S	Opponent	Score	RPI S	Opponent	Score
7 A	Tennessee	3 6	29 N	Virginia Tech	7 4	71 A	Lipscomb	6 8	103 A	North Texas	3 7
12 N	Louisville	1 10	35 N	Kansas	3 6	71 N	Lipscomb	0 8	103 A	North Texas	4 8
			35 N	Kansas	3 7				103 A	North Texas	2 10
			45 A	South Ala.	0 8				114 N	Stony Brook	6 8
			45 A	South Ala.	2 3				121 A	Col. of Charleston	4 2
			45 A	South Ala.	3 4				139 N	Murray St.	4 6
									143 A	Jacksonville St.	10 2
									143 A	Jacksonville St.	7 8
									149 H	La.-Monroe	6 4
									149 H	La.-Monroe	4 0
									149 H	La.-Monroe	2 8
									151 N	Eastern Mich.	6 5
									161 H	Eastern Ill.	1 2
									161 H	Eastern Ill.	3 2
									166 A	Charlotte	4 5
									186 N	Drake	2 1
									231 H	Evansville	1 0
									231 H	Evansville	5 2
									266 N	Alabama St.	3 0
									267 N	Wagner	6 3
			LAST 10 GAMES								
			45 A	South Ala.	0 8	149 H	La.-Monroe	2 8			
			45 A	South Ala.	3 4	149 H	La.-Monroe	6 4			
			45 A	South Ala.	2 3	149 H	La.-Monroe	4 0			
			143 A	Jacksonville St.	10 2	231 H	Evansville	1 0			
			143 A	Jacksonville St.	7 8	231 H	Evansville	5 2			

Non-Div. I Games:

Middle Tenn.

Average RPI Win:	210	WON-LOST	WINNING	LAST 10	STRENGTH OF	OPP. STRENGTH	TEAM	ADJ	CONF.	ADJ CONF.	
Average RPI Loss:	107	RECORD	PCT. RANK	GAMES	SCHEDULE	OF SCHEDULE	RPI	RPI	RPI	RPI	
DIV. I ONLY	16-11-1	.58929	93	10-0-0	184	208	123	.4984	124	30	30
DIV. I NON-CONF.	10-10-1	.5	128	4-0-0	130	149	129	.50092	133	30	30
TOTALS	RPI 1-25	RPI 26-50	W-L RECORDS	RPI 51-100	RPI 101-150	RPI 150+					
16-11-1	0-0-0	0-3-0	OVERALL	3-5-0	0-0-0	13-3-1					
7-3-0	0-0-0	0-0-0	HOME	0-2-0	0-0-0	7-1-0					
7-3-1	0-0-0	0-0-0	AWAY	3-2-0	0-0-0	4-1-1					
2-5-0	0-0-0	0-3-0	NEUTRAL	0-1-0	0-0-0	2-1-0					
10-10-1	0-0-0	0-3-0	NON-CONFERENCE	3-5-0	0-0-0	7-2-1					
4-3-0	0-0-0	0-0-0	HOME	0-2-0	0-0-0	4-1-0					
4-2-1	0-0-0	0-0-	AWAY	3-2-0	0-0-0	1-0-1					
2-5-0	0-0-0	0-3-0	NEUTRAL	0-1-0	0-0-0	2-1-0					
6-1-0	0-0-0	0-0-0	CONFERENCE	0-0-0	0-0-0	6-1-0					
3-0-0	0-0-0	0-0-0	HOME	0-0-0	0-0-0	3-0-0					
3-1-0	0-0-0	0-0-0	AWAY	0-0-0	0-0-0	3-1-0					
0-0-0	0-0-0	0-0-0	NEUTRAL	0-0-0	0-0-0	0-0-0					
RPI S	Opponent	Score	RPI S	Opponent	Score	RPI S	Opponent	Score	RPI S	Opponent	Score
35	N Kansas	2 5	67	N McNeese St.	0 2	159	N St. Bonaventure	5 2			
35	N Kansas	1 6	74	A North Florida	1 0	190	H Saint Joseph's	0 10			
35	N Kansas	1 17	74	A North Florida	2 1	190	H Saint Joseph's	5 4			
			74	A North Florida	4 2	204	H Cornell	3 1			
			76	A Jacksonville	3 4	204	H Cornell	8 2			
			76	A Jacksonville	0 15	207	A Bethune-Cookman	5 6			
			96	H Albany (NY)	2 18	247	A Delaware	5 5			
			96	H Albany (NY)	0 5	247	A Delaware	3 0			
						260	N Mt. St. Mary's	3 4			
						260	N Mt. St. Mary's	5 1			
						261	H Hampton	5 2			
						261	H Hampton	5 0			
						261	H Hampton	11 5			
						265	H Bucknell	8 3			
						276	A Morgan St.	7 3			
						276	A Morgan St.	4 1			
						276	A Morgan St.	8 1			
LAST 10 GAMES											
276	A Morgan St.	4 1	261	H Hampton	5 0						
276	A Morgan St.	8 1	265	H Bucknell	8 3						
276	A Morgan St.	7 3	204	H Cornell	8 2						
261	H Hampton	5 2	204	H Cornell	3 1						
261	H Hampton	11 5	247	A Delaware	3 0						

Non-Div. I Games:

Delaware St.

Average RPI Win:		169	WON-LOST		WINNING		LAST 10		STRENGTH OF		OPP. STRENGTH		TEAM		ADJ		CONF.		ADJ CONF.				
Average RPI Loss:		106	RECORD		PCT. RANK		GAMES		SCHEDULE		OF SCHEDULE		RPI		RPI		RPI		RPI				
DIV. I ONLY			17-19-0		.47222		151		5-5-0		126		114		127		.4977		125				
DIV. I NON-CONF.			13-15-0		.46429		153		1-1-0		117		113		134		.50068		134				
TOTALS		RPI 1-25		RPI 26-50		W-L RECORDS		RPI 51-100		RPI 101-150		RPI 150+											
17-19-0		0-4-0		0-3-0		OVERALL		3-2-0		2-5-0		12-5-0											
2-4-0		0-0-0		0-2-0		HOME		0-0-0		0-0-0		2-2-0											
7-5-0		0-2-0		0-0-0		AWAY		2-0-0		1-1-0		4-2-0											
8-10-0		0-2-0		0-1-0		NEUTRAL		1-2-0		1-4-0		6-1-0											
13-15-0		0-4-0		0-1-0		NON-CONFERENCE		3-2-0		2-5-0		8-3-0											
1-1-0		0-0-0		0-0-0		HOME		0-0-0		0-0-0		1-1-0											
4-4-0		0-2-0		0-0-		AWAY		2-0-0		1-1-0		1-1-0											
8-10-0		0-2-0		0-1-0		NEUTRAL		1-2-0		1-4-0		6-1-0											
4-4-0		0-0-0		0-2-0		CONFERENCE		0-0-0		0-0-0		4-2-0											
1-3-0		0-0-0		0-2-0		HOME		0-0-0		0-0-0		1-1-0											
3-1-0		0-0-0		0-0-0		AWAY		0-0-0		0-0-0		3-1-0											
0-0-0		0-0-0		0-0-0		NEUTRAL		0-0-0		0-0-0		0-0-0											
RPI	S	Opponent		Score		RPI	S	Opponent		Score		RPI	S	Opponent		Score							
12	A	Louisville		0	9	29	N	Virginia Tech		4	8	60	N	Illinois St.		3	8	108	N	Boston College		4	5
12	A	Louisville		0	9	39	H	Massachusetts		0	5	76	A	Jacksonville		2	1	112	A	Fla. Gulf Coast		5	3
14	N	Missouri		0	10	39	H	Massachusetts		0	8	76	A	Jacksonville		1	0	115	N	UT Martin		0	3
21	N	Michigan		3	6							85	N	Kennesaw St.		4	3	128	N	Missouri St.		1	3
												90	N	Indiana		4	5	134	A	UMKC		1	7
																		140	N	Robert Morris		2	1
																		145	N	Central Ark.		4	7
																		153	N	Binghamton		4	3
																		159	A	St. Bonaventure		5	1
																		159	A	St. Bonaventure		4	1
																		183	N	Campbell		9	1
																		191	A	Dayton		3	2
																		191	A	Dayton		2	3
																		194	N	UNC Greensboro		1	0
																		197	H	Wichita St.		2	7
																		197	H	Wichita St.		1	0
																		216	N	Buffalo		4	6
																		216	N	Buffalo		8	1
																		224	A	Indiana St.		5	3
																		224	A	Indiana St.		0	1
																		230	N	Southeast Mo. St.		5	4
																		239	H	Rhode Island		4	2
																		239	H	Rhode Island		3	8
																		247	N	Delaware		4	3
						LAST 10 GAMES																	
						191	A	Dayton		2	3	39	H	Massachusetts		0	8	239	H	Rhode Island		4	2
						191	A	Dayton		3	2	239	H	Rhode Island		4	2	239	H	Rhode Island		3	8
						159	A	St. Bonaventure		5	1	239	H	Rhode Island		3	8	197	H	Wichita St.		1	0
						159	A	St. Bonaventure		4	1	197	H	Wichita St.		1	0	197	H	Wichita St.		2	7
						39	H	Massachusetts		0	5	197	H	Wichita St.		2	7						

Non-Div. I Games:

Saint Louis

Average RPI Win:		216	WON-LOST RECORD		WINNING PCT. RANK		LAST 10 GAMES		STRENGTH OF SCHEDULE		OPP. STRENGTH OF SCHEDULE		TEAM RPI		ADJ RPI		CONF. RPI		ADJ CONF. RPI	
DIV. I ONLY			20-12-0		.625 74		5-5-0		163		247		117		.49748 126		26		26	
DIV. I NON-CONF.			18-8-0		.69231 49		3-1-0		191		251		99		.51428 113		26		26	
TOTALS		RPI 1-25		RPI 26-50		W-L RECORDS		RPI 51-100		RPI 101-150		RPI 150+								
20-12-0		0-5-0		0-0-0		OVERALL		3-0-0		1-1-0		16-6-0								
7-2-0		0-0-0		0-0-0		HOME		0-0-0		1-1-0		6-1-0								
7-8-0		0-4-0		0-0-0		AWAY		0-0-0		0-0-0		7-4-0								
6-2-0		0-1-0		0-0-0		NEUTRAL		3-0-0		0-0-0		3-1-0								
18-8-0		0-5-0		0-0-0		NON-CONFERENCE		3-0-0		0-0-0		15-3-0								
5-0-0		0-0-0		0-0-0		HOME		0-0-0		0-0-0		5-0-0								
7-6-0		0-4-0		0-0-		AWAY		0-0-0		0-0-0		7-2-0								
6-2-0		0-1-0		0-0-0		NEUTRAL		3-0-0		0-0-0		3-1-0								
2-4-0		0-0-0		0-0-0		CONFERENCE		0-0-0		1-1-0		1-3-0								
2-2-0		0-0-0		0-0-0		HOME		0-0-0		1-1-0		1-1-0								
0-2-0		0-0-0		0-0-0		AWAY		0-0-0		0-0-0		0-2-0								
0-0-0		0-0-0		0-0-0		NEUTRAL		0-0-0		0-0-0		0-0-0								
RPI	S	Opponent		Score		RPI	S	Opponent		Score		RPI	S	Opponent		Score				
3	A	Arizona St.		0	8							119	H	Quinnipiac		4	2			
3	A	Arizona St.		1	11							82	N	UNI		2	3			
3	A	Arizona St.		0	10							91	N	Penn St.		4	3			
3	A	Arizona St.		2	14							156	A	Fairleigh Dickinson		2	3			
18	N	South Fla.		0	10							156	A	Fairleigh Dickinson		2	3			
												157	N	Bradley		11	6			
												173	H	Fairfield		8	5			
												173	H	Fairfield		2	0			
												255	H	Hartford		13	7			
												255	H	Hartford		5	4			
												257	A	Norfolk St.		4	0			
												257	A	Norfolk St.		6	3			
												257	A	Norfolk St.		6	0			
												257	A	Norfolk St.		5	3			
												260	H	Mt. St. Mary's		1	3			
												260	H	Mt. St. Mary's		9	2			
												261	A	Hampton		3	2			
												261	N	Hampton		1	3			
												269	A	Coppin St.		4	5			
												269	A	Coppin St.		5	0			
												272	A	Yale		8	10			
												272	A	Yale		4	0			
												280	H	Holy Cross		9	3			
												289	N	Md.-East. Shore		7	0			
												289	N	Md.-East. Shore		9	0			
LAST 10 GAMES																				
119 H Quinnipiac						4	2	173 H Fairfield						2	0					
119 H Quinnipiac						2	3	156 A Fairleigh Dickinson						2	3					
260 H Mt. St. Mary's						9	2	156 A Fairleigh Dickinson						2	3					
260 H Mt. St. Mary's						1	3	280 H Holy Cross						9	3					
173 H Fairfield						8	5	269 A Coppin St.						4	5					

Non-Div. I Games:

Central Conn. St.

Average RPI Win:	187	WON-LOST RECORD	WINNING PCT. RANK	LAST 10 GAMES		STRENGTH OF SCHEDULE	OPP. STRENGTH OF SCHEDULE	TEAM RPI	ADJ RPI	CONF. RPI	ADJ CONF. RPI			
DIV. I ONLY		22-18-0	.55	108	5-5-0	152	200	126	.49676	127	16	16		
DIV. I NON-CONF.		15-14-0	.51724	126	0-1-0	122	199	126	.50666	124	17	17		
<hr/>														
TOTALS	RPI 1-25	RPI 26-50		W-L RECORDS		RPI 51-100		RPI 101-150		RPI 150+				
22-18-0	0-1-0	1-1-0		OVERALL		3-6-0		2-5-0		16-5-0				
10-7-0	0-0-0	0-1-0		HOME		1-2-0		1-1-0		8-3-0				
9-7-0	0-0-0	0-0-0		AWAY		2-3-0		0-2-0		7-2-0				
3-4-0	0-1-0	1-0-0		NEUTRAL		0-1-0		1-2-0		1-0-0				
15-14-0	0-1-0	1-1-0		NON-CONFERENCE		2-5-0		2-5-0		10-2-0				
9-5-0	0-0-0	0-1-0		HOME		1-2-0		1-1-0		7-1-0				
3-5-0	0-0-0	0-0-		AWAY		1-2-0		0-2-0		2-1-0				
3-4-0	0-1-0	1-0-0		NEUTRAL		0-1-0		1-2-0		1-0-0				
7-4-0	0-0-0	0-0-0		CONFERENCE		1-1-0		0-0-0		6-3-0				
1-2-0	0-0-0	0-0-0		HOME		0-0-0		0-0-0		1-2-0				
6-2-0	0-0-0	0-0-0		AWAY		1-1-0		0-0-0		5-1-0				
0-0-0	0-0-0	0-0-0		NEUTRAL		0-0-0		0-0-0		0-0-0				
RPI	S	Opponent	Score		RPI	S	Opponent	Score		RPI	S	Opponent	Score	
20	N	UCLA	1	9	31	N	Notre Dame	5	2	58	H	Wisconsin	2	3
					35	H	Kansas	3	6	75	A	S.C. Upstate	0	1
										80	A	South Carolina	2	11
										80	A	South Carolina	2	0
										85	N	Kennesaw St.	2	4
										87	A	Coastal Caro.	1	0
										87	A	Coastal Caro.	0	1
										97	H	Longwood	2	0
										97	H	Longwood	4	5

Non-Div. I Games:

Charleston So.

RPI	S	Opponent	Score	
261	H	Hampton	10	0

Charleston So.

C
h
a
r
l
e
s
t
o
n
S
o
.

C
h
a
r
l
e
s
t
o
n
S
o
.

Average RPI Win:		186	WON-LOST RECORD		WINNING PCT. RANK		LAST 10 GAMES		STRENGTH OF SCHEDULE		OPP. STRENGTH OF SCHEDULE		TEAM RPI		ADJ RPI		CONF. RPI		ADJ CONF. RPI				
Average RPI Loss:		94																					
DIV. I ONLY			16-16-0		.5	134	5-5-0		145		127		134		.49615	129	13		13				
DIV. I NON-CONF.			13-12-0		.52	124	2-1-0		151		149		131		.50157	131	13		13				
TOTALS		RPI 1-25		RPI 26-50		W-L RECORDS		RPI 51-100		RPI 101-150		RPI 150+											
16-16-0		0-3-0		0-0-0		OVERALL		2-5-0		4-7-0		10-1-0											
2-3-0		0-0-0		0-0-0		HOME		0-0-0		2-3-0		0-0-0											
3-6-0		0-3-0		0-0-0		AWAY		0-1-0		0-2-0		3-0-0											
11-7-0		0-0-0		0-0-0		NEUTRAL		2-4-0		2-2-0		7-1-0											
13-12-0		0-3-0		0-0-0		NON-CONFERENCE		2-5-0		2-3-0		9-1-0											
0-1-0		0-0-0		0-0-0		HOME		0-0-0		0-1-0		0-0-0											
2-4-0		0-3-0		0-0-		AWAY		0-1-0		0-0-0		2-0-0											
11-7-0		0-0-0		0-0-0		NEUTRAL		2-4-0		2-2-0		7-1-0											
3-4-0		0-0-0		0-0-0		CONFERENCE		0-0-0		2-4-0		1-0-0											
2-2-0		0-0-0		0-0-0		HOME		0-0-0		2-2-0		0-0-0											
1-2-0		0-0-0		0-0-0		AWAY		0-0-0		0-2-0		1-0-0											
0-0-0		0-0-0		0-0-0		NEUTRAL		0-0-0		0-0-0		0-0-0											
RPI	S	Opponent		Score		RPI	S	Opponent		Score		RPI	S	Opponent		Score							
3	A	Arizona St.		0	7							60	N	Illinois St.		3	11	106	H	Western Mich.	2	1	
18	A	South Fla.		2	5							72	N	Minnesota		0	2	106	H	Western Mich.	7	6	
18	A	South Fla.		2	6							75	N	S.C. Upstate		10	3	107	A	Kent St.	2	3	
												89	N	Iowa		5	7	107	A	Kent St.	2	5	
												89	N	Iowa		2	4	109	N	Loyola Marymount	1	4	
												90	A	Indiana		3	5	130	H	Northern Ill.	1	5	
												92	N	Fordham		8	0	130	H	Northern Ill.	2	4	
																		132	N	Villanova	2	3	
																		144	H	Michigan St.	1	6	
																		144	N	Michigan St.	8	4	
																		148	N	Temple	5	3	
																		200	N	East Tenn. St.	5	3	
																		201	N	North Dakota	7	0	
																		210	N	Saint Francis (PA)	3	2	
																		213	N	Ill.-Chicago	0	1	
																		215	N	Wright St.	9	0	
																		216	A	Buffalo	7	0	
																		226	N	South Dakota St.	2	0	
																		254	N	Cleveland St.	6	1	
																		258	A	Detroit	14	4	
																		258	A	Detroit	11	1	
																		261	N	Hampton	5	1	
LAST 10 GAMES																							
						130	H	Northern Ill.		2	4	216	A	Buffalo		7	0						
						130	H	Northern Ill.		1	5	107	A	Kent St.		2	3						
						106	H	Western Mich.		2	1	107	A	Kent St.		2	5						
						106	H	Western Mich.		7	6	258	A	Detroit		14	4						
						144	H	Michigan St.		1	6	258	A	Detroit		11	1						

Non-Div. I Games:

Central Mich.

Average RPI Win:		176	WON-LOST RECORD		WINNING PCT. RANK		LAST 10 GAMES		STRENGTH OF SCHEDULE		OPP. STRENGTH OF SCHEDULE		TEAM RPI		ADJ RPI		CONF. RPI		ADJ CONF. RPI					
DIV. I ONLY			16-20-0		.44444		170		4-6-0		97		155		130		.49507		130		13		13	
DIV. I NON-CONF.			12-16-0		.42857		169		0-2-0		116		166		151		.48478		155		13		13	
TOTALS		RPI 1-25		RPI 26-50				W-L RECORDS				RPI 51-100				RPI 101-150				RPI 150+				
16-20-0		0-2-0		0-2-0				OVERALL				2-8-0				5-5-0				9-3-0				
1-4-0		0-0-0		0-0-0				HOME				1-4-0				0-0-0				0-0-0				
4-8-0		0-1-0		0-1-0				AWAY				0-1-0				3-3-0				1-2-0				
11-8-0		0-1-0		0-1-0				NEUTRAL				1-3-0				2-2-0				8-1-0				
12-16-0		0-2-0		0-2-0				NON-CONFERENCE				1-5-0				3-5-0				8-2-0				
0-1-0		0-0-0		0-0-0				HOME				0-1-0				0-0-0				0-0-0				
1-7-0		0-1-0		0-0-				AWAY				0-1-0				1-3-0				0-1-0				
11-8-0		0-1-0		0-1-0				NEUTRAL				1-3-0				2-2-0				8-1-0				
4-4-0		0-0-0		0-0-0				CONFERENCE				1-3-0				2-0-0				1-1-0				
1-3-0		0-0-0		0-0-0				HOME				1-3-0				0-0-0				0-0-0				
3-1-0		0-0-0		0-0-0				AWAY				0-0-0				2-0-0				1-1-0				
0-0-0		0-0-0		0-0-0				NEUTRAL				0-0-0				0-0-0				0-0-0				
RPI	S	Opponent		Score		RPI	S	Opponent		Score		RPI	S	Opponent		Score		RPI	S	Opponent		Score		
14	A	Missouri		0	8	40	N	Troy		2	10	51	N	Boston U.		0	2	103	A	North Texas		3	8	
18	N	South Fla.		1	5	42	A	UCF		2	3	54	N	Boise St.		5	1	112	A	Fla. Gulf Coast		4	3	
												54	N	Boise St.		3	4	115	N	UT Martin		7	5	
												60	H	Illinois St.		0	5	122	N	Creighton		4	5	
												63	A	Southern Ill.		7	15	122	N	Creighton		1	5	
												64	H	Miami (OH)		5	8	129	A	Central Mich.		5	1	
												64	H	Miami (OH)		6	7	129	A	Central Mich.		4	2	
												74	N	North Florida		1	4	135	A	Loyola Chicago		3	10	
												98	H	Ball St.		10	11	135	A	Loyola Chicago		1	9	
												98	H	Ball St.		12	5	136	N	Western Ill.		5	0	
																		151	A	Eastern Mich.		0	2	
																		151	A	Eastern Mich.		4	0	
																		168	N	SIU Edwardsville		3	4	
																		169	N	Iona		3	2	
																		214	N	Towson		7	0	
																		215	N	Wright St.		5	1	
																		238	N	Nicholls St.		9	8	
																		246	N	Bryant		7	6	
																		250	A	Southeastern La.		2	10	
																		252	N	Canisius		12	4	
																		278	N	Alcorn St.		11	3	
																		282	N	Southern U.		8	4	
						LAST 10 GAMES																		
						129	A	Central Mich.		4	2	98	H	Ball St.		12	5							
						129	A	Central Mich.		5	1	64	H	Miami (OH)		6	7							
						151	A	Eastern Mich.		4	0	64	H	Miami (OH)		5	8							
						151	A	Eastern Mich.		0	2	135	A	Loyola Chicago		1	9							
						98	H	Ball St.		10	11	135	A	Loyola Chicago		3	10							

Non-Div. I Games:

Northern Ill.

Average RPI Win:		173	WON-LOST RECORD		WINNING PCT. RANK	LAST 10 GAMES		STRENGTH OF SCHEDULE		OPP. STRENGTH OF SCHEDULE	TEAM RPI	ADJ RPI	CONF. RPI	ADJ CONF. RPI			
DIV. I ONLY			18-18-0		.5	134		7-3-0		141	116	131	.49484	131	6	6	
DIV. I NON-CONF.			18-18-0		.5	128		7-3-0		156	131	137	.49484	139	6	6	
TOTALS		RPI 1-25		RPI 26-50		W-L RECORDS		RPI 51-100		RPI 101-150		RPI 150+					
18-18-0		0-3-0		0-3-0		OVERALL		3-5-0		2-2-0		13-5-0					
4-2-0		0-0-0		0-0-0		HOME		1-1-0		0-0-0		3-1-0					
3-7-0		0-3-0		0-0-0		AWAY		1-2-0		0-1-0		2-1-0					
11-9-0		0-0-0		0-3-0		NEUTRAL		1-2-0		2-1-0		8-3-0					
18-18-0		0-3-0		0-3-0		NON-CONFERENCE		3-5-0		2-2-0		13-5-0					
4-2-0		0-0-0		0-0-0		HOME		1-1-0		0-0-0		3-1-0					
3-7-0		0-3-0		0-0-		AWAY		1-2-0		0-1-0		2-1-0					
11-9-0		0-0-0		0-3-0		NEUTRAL		1-2-0		2-1-0		8-3-0					
0-0-0		0-0-0		0-0-0		CONFERENCE		0-0-0		0-0-0		0-0-0					
0-0-0		0-0-0		0-0-0		HOME		0-0-0		0-0-0		0-0-0					
0-0-0		0-0-0		0-0-0		AWAY		0-0-0		0-0-0		0-0-0					
0-0-0		0-0-0		0-0-0		NEUTRAL		0-0-0		0-0-0		0-0-0					
RPI	S	Opponent		Score		RPI	S	Opponent		Score		RPI	S	Opponent		Score	
4	A	Texas		0	6	27	N	Oregon St.		2	4	68	A	Pacific		6	5
4	A	Texas		0	8	44	N	Northwestern		1	8	70	N	Ohio St.		8	9
24	A	Stanford		0	11	49	N	Nebraska		2	10	78	N	Ole Miss		2	5
												82	H	UNI		2	8
												82	H	UNI		16	13
												88	A	New Mexico St.		2	5
												88	A	New Mexico St.		1	4
												99	N	San Jose St.		3	1
														162 A UC Riverside		10	2
														162 A UC Riverside		1	3
														177 H Weber St.		5	6
														177 N Weber St.		15	14
														178 A Northern Colo.		10	6
														178 H Northern Colo.		8	0
														181 H St. Mary's (CA)		4	3
														181 H St. Mary's (CA)		11	10
														189 N James Madison		6	5
														222 N Akron		3	2
														222 N Stephen F. Austin		4	9
														245 N Princeton		3	5
														256 N Santa Clara		3	2
														268 N Brown		1	0
														268 N Brown		4	3
						LAST 10 GAMES											
						178	A	Northern Colo.		10	6	268	N	Brown		1	0
						178	H	Northern Colo.		8	0	256	N	Santa Clara		3	2
						268	N	Brown		4	3	138	A	Sacramento St.		0	1
						162	A	UC Riverside		1	3	222	N	Akron		3	2
						162	A	UC Riverside		10	2	245	N	Princeton		3	5

Non-Div. I Games:

Colorado St.

Average RPI Win:	209	WON-LOST RECORD	WINNING PCT. RANK	LAST 10 GAMES	STRENGTH OF SCHEDULE	OPP. STRENGTH OF SCHEDULE	TEAM RPI	ADJ RPI	CONF. RPI	ADJ CONF. RPI		
DIV. I ONLY		25-12-0	.67568	46	4-6-0	252	219	132	.49465	132	7	7
DIV. I NON-CONF.		24-6-0	.8	23	4-0-0	256	246	94	.52531	99	7	7
<hr/>												
TOTALS	RPI 1-25	RPI 26-50		W-L RECORDS		RPI 51-100		RPI 101-150		RPI 150+		
25-12-0	0-0-0	0-0-0		OVERALL		2-5-0		4-0-0		19-7-0		
4-3-0	0-0-0	0-0-0		HOME		0-0-0		0-0-0		4-3-0		
6-5-0	0-0-0	0-0-0		AWAY		0-4-0		0-0-0		6-1-0		
15-4-0	0-0-0	0-0-0		NEUTRAL		2-1-0		4-0-0		9-3-0		
24-6-0	0-0-0	0-0-0		NON-CONFERENCE		2-2-0		4-0-0		18-4-0		
4-0-0	0-0-0	0-0-0		HOME		0-0-0		0-0-0		4-0-0		
6-2-0	0-0-0	0-0-		AWAY		0-1-0		0-0-0		6-1-0		
14-4-0	0-0-0	0-0-0		NEUTRAL		2-1-0		4-0-0		8-3-0		
1-6-0	0-0-0	0-0-0		CONFERENCE		0-3-0		0-0-0		1-3-0		
0-3-0	0-0-0	0-0-0		HOME		0-0-0		0-0-0		0-3-0		
0-3-0	0-0-0	0-0-0		AWAY		0-3-0		0-0-0		0-0-0		
1-0-0	0-0-0	0-0-0		NEUTRAL		0-0-0		0-0-0		1-0-0		
RPI	S	Opponent	Score	RPI	S	Opponent	Score	RPI	S	Opponent	Score	
						65 A FIU	2 21			106 N Western Mich.	6 4	
						75 N S.C. Upstate	2 1			112 N Fla. Gulf Coast	7 6	
						76 N Jacksonville	3 1			129 N Central Mich.	3 2	
						80 N South Carolina	3 15			145 N Central Ark.	4 1	
						83 A Connecticut	6 7			157 N Bradley	7 8	
						83 A Connecticut	1 4			167 A Penn	3 2	
						83 A Connecticut	3 6			167 A Penn	1 3	
										184 H Providence	3 6	
										184 H Providence	2 5	
										184 H Providence	0 1	
										184 N Providence	7 5	
										196 N Army	0 1	
										213 N Ill.-Chicago	7 10	
										214 A Towson	4 3	
										214 A Towson	4 3	
										226 N South Dakota St.	8 0	
										233 N Toledo	7 2	
										243 N Rider	5 1	
										247 A Delaware	4 1	
										247 H Delaware	8 0	
										247 H Delaware	5 4	
										251 A La Salle	8 0	
										251 A La Salle	8 5	
										251 N La Salle	8 0	
										254 N Cleveland St.	8 0	
										257 N Norfolk St.	4 0	
										261 N Hampton	11 1	
						LAST 10 GAMES						
						83 A Connecticut	6 7			184 H Providence	2 5	
						83 A Connecticut	3 6			184 H Providence	3 6	
						83 A Connecticut	1 4			184 H Providence	0 1	
						214 A Towson	4 3			281 H Lafayette	4 1	
						214 A Towson	4 3			281 H Lafayette	4 0	

Non-Div. I Games:

Villanova

RPI	S	Opponent	Score	
267	N	Wagner	7	0
281	H	Lafayette	4	0
281	H	Lafayette	4	1

Villanova

V
i
l
l
a
n
o
v
a

V
i
l
l
a
n
o
v
a

Average RPI Win: 178		WON-LOST RECORD		WINNING PCT. RANK		LAST 10 GAMES		STRENGTH OF SCHEDULE		OPP. STRENGTH OF SCHEDULE		TEAM RPI		ADJ RPI		CONF. RPI		ADJ CONF. RPI					
DIV. I ONLY		15-18-0		.45455 165		5-5-0		112		156		137		.49453 133		13		13					
DIV. I NON-CONF.		11-14-0		.44 163		1-1-0		143		161		160		.48347 156		13		13					
TOTALS		RPI 1-25		RPI 26-50		W-L RECORDS		RPI 51-100		RPI 101-150		RPI 150+											
15-18-0		0-1-0		0-2-0		OVERALL		2-8-0		2-3-0		11-4-0											
4-3-0		0-0-0		0-1-0		HOME		0-0-0		1-1-0		3-1-0											
4-9-0		0-1-0		0-1-0		AWAY		1-4-0		1-1-0		2-2-0											
7-6-0		0-0-0		0-0-0		NEUTRAL		1-4-0		0-1-0		6-1-0											
11-14-0		0-1-0		0-2-0		NON-CONFERENCE		1-5-0		1-2-0		9-4-0											
1-2-0		0-0-0		0-1-0		HOME		0-0-0		0-0-0		1-1-0											
3-6-0		0-1-0		0-0-		AWAY		0-1-0		1-1-0		2-2-0											
7-6-0		0-0-0		0-0-0		NEUTRAL		1-4-0		0-1-0		6-1-0											
4-4-0		0-0-0		0-0-0		CONFERENCE		1-3-0		1-1-0		2-0-0											
3-1-0		0-0-0		0-0-0		HOME		0-0-0		1-1-0		2-0-0											
1-3-0		0-0-0		0-0-0		AWAY		1-3-0		0-0-0		0-0-0											
0-0-0		0-0-0		0-0-0		NEUTRAL		0-0-0		0-0-0		0-0-0											
RPI	S	Opponent		Score		RPI	S	Opponent		Score		RPI	S	Opponent		Score		RPI	S	Opponent		Score	
16	A	Georgia		3	7	50	A	Virginia		2	9	64	A	Miami (OH)		0	1	102	H	Bowling Green		3	1
						50	H	Virginia		6	7	64	A	Miami (OH)		7	8	102	H	Bowling Green		2	4
												72	N	Minnesota		0	10	127	A	Charleston So.		1	8
												75	A	S.C. Upstate		0	6	127	A	Charleston So.		2	1
												81	N	Rutgers		9	0	140	N	Robert Morris		0	1
												86	N	Mercer		6	9	159	N	St. Bonaventure		3	0
												97	N	Longwood		4	14	159	N	St. Bonaventure		21	4
												97	N	Longwood		0	7	176	H	Eastern Ky.		0	9
												98	A	Ball St.		5	8	176	H	Eastern Ky.		4	1
												98	A	Ball St.		7	6	183	A	Campbell		4	6
																		190	N	Saint Joseph's		2	1
																		195	A	Western Caro.		10	5
																		195	A	Western Caro.		6	9
																		206	A	Colgate		4	3
																		206	N	Colgate		7	0
																		214	N	Towson		2	3
																		233	H	Toledo		15	1
																		233	H	Toledo		4	3
																		254	N	Cleveland St.		9	0
																		258	N	Detroit		13	5
LAST 10 GAMES																							
						64	A	Miami (OH)		7	8	233	H	Toledo		15	1						
						64	A	Miami (OH)		0	1	102	H	Bowling Green		3	1						
						98	A	Ball St.		7	6	102	H	Bowling Green		2	4						
						98	A	Ball St.		5	8	176	H	Eastern Ky.		4	1						
						233	H	Toledo		4	3	176	H	Eastern Ky.		0	9						

Non-Div. I Games:

Ohio

Average RPI Win: 179		WON-LOST	WINNING	LAST 10	STRENGTH OF		OPP. STRENGTH	TEAM	ADJ	CONF.	ADJ CONF.
Average RPI Loss: 92		RECORD	PCT. RANK	GAMES	SCHEDULE		OF SCHEDULE	RPI	RPI	RPI	RPI
DIV. I ONLY		17-20-0	.45946	163	5-5-0		105	131	124	.49381	134
DIV. I NON-CONF.		12-13-0	.48	141	2-2-0		72	69	101	.52301	103
TOTALS		RPI 1-25	RPI 26-50		W-L RECORDS		RPI 51-100		RPI 101-150		RPI 150+
17-20-0		0-5-0	0-5-0		OVERALL		2-3-0		5-4-0		10-3-0
5-5-0		0-0-0	0-0-0		HOME		1-2-0		3-1-0		1-2-0
5-9-0		0-2-0	0-3-0		AWAY		0-0-0		2-3-0		3-1-0
7-6-0		0-3-0	0-2-0		NEUTRAL		1-1-0		0-0-0		6-0-0
12-13-0		0-5-0	0-5-0		NON-CONFERENCE		1-1-0		4-2-0		7-0-0
3-1-0		0-0-0	0-0-0		HOME		0-0-0		3-1-0		0-0-0
2-6-0		0-2-0	0-0-		AWAY		0-0-0		1-1-0		1-0-0
7-6-0		0-3-0	0-2-0		NEUTRAL		1-1-0		0-0-0		6-0-0
5-7-0		0-0-0	0-0-0		CONFERENCE		1-2-0		1-2-0		3-3-0
2-4-0		0-0-0	0-0-0		HOME		1-2-0		0-0-0		1-2-0
3-3-0		0-0-0	0-0-0		AWAY		0-0-0		1-2-0		2-1-0
0-0-0		0-0-0	0-0-0		NEUTRAL		0-0-0		0-0-0		0-0-0
RPI S	Opponent	Score	RPI S	Opponent	Score	RPI S	Opponent	Score	RPI S	Opponent	Score
10 A	Hawaii	0 1	30 A	BYU	1 16	93 H	IPFW	0 2	113 A	Utah Valley	9 8
10 A	Hawaii	1 5	30 A	BYU	2 8	93 H	IPFW	3 4	113 A	Utah Valley	7 10
14 N	Missouri	0 6	43 N	UAB	1 5	93 H	IPFW	5 4	125 H	Saint Louis	7 1
22 N	DePaul	2 5	43 N	UAB	1 3	95 N	North Carolina St.	3 2	128 H	Missouri St.	7 3
22 N	DePaul	3 9	46 A	Kentucky	0 4	95 N	North Carolina St.	3 6	128 H	Missouri St.	2 4
									128 H	Missouri St.	7 0
									147 A	Southern Utah	5 2
									147 A	Southern Utah	3 5
									147 A	Southern Utah	6 9
									158 N	Butler	1 0
									158 N	Butler	2 0
									226 A	South Dakota St.	12 1
									226 A	South Dakota St.	0 4
									226 A	South Dakota St.	9 1
									229 N	Seattle	1 0
									229 N	Seattle	3 2
									230 N	Southeast Mo. St.	5 2
									231 A	Evansville	4 3
									258 N	Detroit	8 5
									262 H	South Dakota	2 3
									262 H	South Dakota	7 1
									262 H	South Dakota	5 6
			LAST 10 GAMES								
			226 A	South Dakota St.	12 1	147 A	Southern Utah	6 9			
			226 A	South Dakota St.	0 4	147 A	Southern Utah	5 2			
			226 A	South Dakota St.	9 1	147 A	Southern Utah	3 5			
			128 H	Missouri St.	7 3	113 A	Utah Valley	7 10			
			128 H	Missouri St.	2 4	113 A	Utah Valley	9 8			

Non-Div. I Games:

Average RPI Win:		190	WON-LOST RECORD		WINNING PCT. RANK		LAST 10 GAMES		STRENGTH OF SCHEDULE		OPP. STRENGTH OF SCHEDULE		TEAM RPI		ADJ RPI		CONF. RPI		ADJ CONF. RPI				
DIV. I ONLY			22-16-0		.57895 96		6-3-0		220		165		139		.49288 136		21		21				
DIV. I NON-CONF.			10-13-0		.43478 166		1-1-0		181		145		179		.47646 175		22		22				
TOTALS		RPI 1-25		RPI 26-50		W-L RECORDS		RPI 51-100		RPI 101-150		RPI 150+											
22-16-0		0-1-0		1-0-0		OVERALL		3-6-0		2-4-0		16-5-0											
7-2-0		0-0-0		0-0-0		HOME		0-1-0		2-1-0		5-0-0											
10-6-0		0-1-0		1-0-0		AWAY		2-2-0		0-1-0		7-2-0											
5-8-0		0-0-0		0-0-0		NEUTRAL		1-3-0		0-2-0		4-3-0											
10-13-0		0-1-0		1-0-0		NON-CONFERENCE		1-5-0		0-3-0		8-4-0											
2-1-0		0-0-0		0-0-0		HOME		0-1-0		0-0-0		2-0-0											
3-4-0		0-1-0		1-0-		AWAY		0-1-0		0-1-0		2-1-0											
5-8-0		0-0-0		0-0-0		NEUTRAL		1-3-0		0-2-0		4-3-0											
12-3-0		0-0-0		0-0-0		CONFERENCE		2-1-0		2-1-0		8-1-0											
5-1-0		0-0-0		0-0-0		HOME		0-0-0		2-1-0		3-0-0											
7-2-0		0-0-0		0-0-0		AWAY		2-1-0		0-0-0		5-1-0											
0-0-0		0-0-0		0-0-0		NEUTRAL		0-0-0		0-0-0		0-0-0											
RPI	S	Opponent		Score		RPI	S	Opponent		Score		RPI	S	Opponent		Score		RPI	S	Opponent		Score	
16	A	Georgia		0 2		46	A	Kentucky		5 4		63	A	Southern Ill.		6 14		111	A	Iowa St.		2 6	
												64	N	Miami (OH)		0 2		128	N	Missouri St.		0 2	
												73	A	North Dakota St.		6 1		130	N	Northern Ill.		0 5	
												73	A	North Dakota St.		0 3		147	H	Southern Utah		6 11	
												73	A	North Dakota St.		3 1		147	H	Southern Utah		8 0	
												82	H	UNI		0 8		147	H	Southern Utah		8 0	
												82	N	UNI		0 5		157	H	Bradley		5 4	
												82	N	UNI		4 1		168	N	SIU Edwardsville		3 1	
												83	N	Connecticut		2 4		172	A	Memphis		7 8	
																		182	N	Winthrop		2 5	
																		186	N	Drake		2 3	
																		201	N	North Dakota		4 0	
																		213	H	Ill.-Chicago		8 5	
																		215	N	Wright St.		2 4	
																		216	N	Buffalo		8 3	
																		226	H	South Dakota St.		9 3	
																		226	H	South Dakota St.		7 2	
																		226	H	South Dakota St.		13 1	
																		230	N	Southeast Mo. St.		12 4	
																		231	A	Evansville		8 2	
																		231	A	Evansville		3 0	
																		235	A	IUPUI		6 8	
																		235	A	IUPUI		4 1	
																		235	A	IUPUI		3 2	
																		275	A	Oakland		9 3	
																		275	A	Oakland		5 0	
																		275	A	Oakland		9 1	
LAST 10 GAMES																							
																		275	A	Oakland		5 0	
																		275	A	Oakland		9 3	
																		157	H	Bradley		5 4	
																		147	H	Southern Utah		6 11	
																		147	H	Southern Utah		8 0	

Non-Div. I Games:

Western Ill.

[illegible]

Non-Div. I Games:

Sacramento St.

Average RPI Win: 178		WON-LOST	WINNING	LAST 10	STRENGTH OF		OPP. STRENGTH	TEAM	ADJ	CONF.	ADJ CONF.
Average RPI Loss: 128		RECORD	PCT. RANK	GAMES	SCHEDULE		OF SCHEDULE	RPI	RPI	RPI	RPI
DIV. I ONLY		15-13-0	.53571	122	4-6-0		182	158	140	.49247	139
DIV. I NON-CONF.		4-6-0	.4	182	0-2-0		220	31	193	.46453	192
TOTALS		RPI 1-25	RPI 26-50		W-L RECORDS		RPI 51-100		RPI 101-150		RPI 150+
15-13-0		0-1-0	0-0-0		OVERALL		1-2-0		4-4-0		10-6-0
4-4-0		0-0-0	0-0-0		HOME		0-0-0		3-3-0		1-1-0
7-7-0		0-1-0	0-0-0		AWAY		1-1-0		0-0-0		6-5-0
4-2-0		0-0-0	0-0-0		NEUTRAL		0-1-0		1-1-0		3-0-0
4-6-0		0-1-0	0-0-0		NON-CONFERENCE		1-2-0		1-1-0		2-2-0
0-0-0		0-0-0	0-0-0		HOME		0-0-0		0-0-0		0-0-0
1-4-0		0-1-0	0-0-		AWAY		1-1-0		0-0-0		0-2-0
3-2-0		0-0-0	0-0-0		NEUTRAL		0-1-0		1-1-0		2-0-0
11-7-0		0-0-0	0-0-0		CONFERENCE		0-0-0		3-3-0		8-4-0
4-4-0		0-0-0	0-0-0		HOME		0-0-0		3-3-0		1-1-0
6-3-0		0-0-0	0-0-0		AWAY		0-0-0		0-0-0		6-3-0
1-0-0		0-0-0	0-0-0		NEUTRAL		0-0-0		0-0-0		1-0-0
RPI S	Opponent	Score		RPI S	Opponent	Score		RPI S	Opponent	Score	
7 A	Tennessee	0 8						51 N	Boston U.	1 3	
								77 A	Western Ky.	1 10	
								78 A	Ole Miss	11 6	
								102 N	Bowling Green	4 6	
								115 H	UT Martin	4 1	
								115 H	UT Martin	2 4	
								115 H	UT Martin	3 2	
								123 N	Middle Tenn.	6 4	
								143 H	Jacksonville St.	5 8	
								143 H	Jacksonville St.	2 1	
								143 H	Jacksonville St.	0 6	
								161 A	Eastern Ill.	4 5	
								161 A	Eastern Ill.	3 0	
								161 A	Eastern Ill.	2 8	
								168 H	SIU Edwardsville	1 2	
								168 H	SIU Edwardsville	11 0	
								172 A	Memphis	0 1	
								172 A	Memphis	0 1	
								188 A	Tennessee Tech	1 0	
								188 A	Tennessee Tech	0 4	
								188 A	Tennessee Tech	1 0	
								217 N	Belmont	10 0	
								224 N	Indiana St.	11 3	
								236 A	Tennessee St.	5 2	
								236 A	Tennessee St.	14 0	
								236 A	Tennessee St.	10 0	
								249 N	Morehead St.	7 6	
LAST 10 GAMES											
				188 A	Tennessee Tech	0 4		161 A	Eastern Ill.	3 0	
				188 A	Tennessee Tech	1 0		161 A	Eastern Ill.	2 8	
				188 A	Tennessee Tech	1 0		161 A	Eastern Ill.	4 5	
				168 H	SIU Edwardsville	1 2		172 A	Memphis	0 1	
				168 H	SIU Edwardsville	11 0		172 A	Memphis	0 1	

Non-Div. I Games:

Murray St.

Average RPI Win: 208		WON-LOST	WINNING	LAST 10	STRENGTH OF		OPP. STRENGTH	TEAM	ADJ		CONF.	ADJ CONF.									
Average RPI Loss: 141		RECORD	PCT. RANK	GAMES	SCHEDULE		OF SCHEDULE	RPI	RPI		RPI	RPI									
DIV. I ONLY		21-15-0	.58333	95	7-3-0		199	228	136	.4908	140	26	26								
DIV. I NON-CONF.		14-12-0	.53846	111	3-1-0		195	217	150	.4875	147	26	26								
TOTALS		RPI 1-25	RPI 26-50		W-L RECORDS		RPI 51-100		RPI 101-150		RPI 150+										
21-15-0		0-1-0	0-1-0		OVERALL		1-2-0		2-4-0		18-7-0										
6-2-0		0-0-0	0-0-0		HOME		0-0-0		0-0-0		6-2-0										
6-4-0		0-1-0	0-0-0		AWAY		0-0-0		1-1-0		5-2-0										
9-9-0		0-0-0	0-1-0		NEUTRAL		1-2-0		1-3-0		7-3-0										
14-12-0		0-1-0	0-1-0		NON-CONFERENCE		1-2-0		2-4-0		11-4-0										
2-0-0		0-0-0	0-0-0		HOME		0-0-0		0-0-0		2-0-0										
3-3-0		0-1-0	0-0-		AWAY		0-0-0		1-1-0		2-1-0										
9-9-0		0-0-0	0-1-0		NEUTRAL		1-2-0		1-3-0		7-3-0										
7-3-0		0-0-0	0-0-0		CONFERENCE		0-0-0		0-0-0		7-3-0										
4-2-0		0-0-0	0-0-0		HOME		0-0-0		0-0-0		4-2-0										
3-1-0		0-0-0	0-0-0		AWAY		0-0-0		0-0-0		3-1-0										
0-0-0		0-0-0	0-0-0		NEUTRAL		0-0-0		0-0-0		0-0-0										
RPI S	Opponent	Score		RPI S	Opponent	Score		RPI S	Opponent	Score		RPI S	Opponent	Score							
10 A	Hawaii	0	9	34 N	Radford	1	3	63 N	Southern Ill.	1	2	107 A	Kent St.	4	1						
								69 N	Georgia St.	0	5	107 A	Kent St.	3	6						
								85 N	Kennesaw St.	5	4	114 N	Stony Brook	0	1						
												125 N	Saint Louis	1	2						
												133 N	Ohio	1	0						
												145 N	Central Ark.	3	5						
												156 H	Fairleigh Dickinson	0	2						
												156 H	Fairleigh Dickinson	12	11						
												170 A	LIU Brooklyn	10	3						
												170 A	LIU Brooklyn	8	2						
												179 N	Marist	6	7						
												183 A	Campbell	5	1						
												190 N	Saint Joseph's	0	2						
												205 N	Georgetown	1	0						
												210 H	Saint Francis (PA)	3	1						
												210 H	Saint Francis (PA)	5	3						
												212 H	Monmouth	2	3						
												212 H	Monmouth	5	2						
												214 N	Towson	3	2						
												216 N	Buffalo	0	3						
												227 A	George Washington	1	2						
												239 N	Rhode Island	8	4						
												253 N	Siena	2	1						
												253 N	Siena	3	1						
												254 H	Cleveland St.	7	5						
												254 H	Cleveland St.	10	9						
												266 N	Alabama St.	6	5						
LAST 10 GAMES				210 H Saint Francis (PA)				3	1	156 H Fairleigh Dickinson				0	2	253 N Siena				2	1
				210 H Saint Francis (PA)				5	3	212 H Monmouth				2	3	253 N Siena				3	1
				107 A Kent St.				3	6	212 H Monmouth				5	2	254 H Cleveland St.				7	5
				107 A Kent St.				4	1	254 H Cleveland St.				7	5	254 H Cleveland St.				10	9
				156 H Fairleigh Dickinson				12	11	254 H Cleveland St.				10	9	266 N Alabama St.				6	5

Non-Div. I Games:

Robert Morris

Stetson		Average RPI Win:	191	WON-LOST RECORD	WINNING PCT. RANK	LAST 10 GAMES	STRENGTH OF SCHEDULE	OPP. STRENGTH OF SCHEDULE	TEAM RPI	ADJ RPI	CONF. RPI	ADJ CONF. RPI
DIV. I ONLY		Average RPI Loss:	162	19-14-0	.57576 98	6-4-0	174	241	135	.49048 141	11	11
DIV. I NON-CONF.				15-10-0	.6 81	2-0-0	206	277	142	.48826 146	11	11
TOTALS		RPI 1-25		RPI 26-50		W-L RECORDS	RPI 51-100		RPI 101-150		RPI 150+	
19-14-0		0-0-0		0-1-0		OVERALL	3-3-0		2-2-0		14-8-0	
17-9-0		0-0-0		0-0-0		HOME	1-3-0		2-2-0		14-4-0	
2-3-0		0-0-0		0-1-0		AWAY	2-0-0		0-0-0		0-2-0	
0-2-0		0-0-0		0-0-0		NEUTRAL	0-0-0		0-0-0		0-2-0	
15-10-0		0-0-0		0-1-0		NON-CONFERENCE	0-2-0		1-1-0		14-6-0	
15-7-0		0-0-0		0-0-0		HOME	0-2-0		1-1-0		14-4-0	
0-1-0		0-0-0		0-0-		AWAY	0-0-0		0-0-0		0-0-0	
0-2-0		0-0-0		0-0-0		NEUTRAL	0-0-0		0-0-0		0-2-0	
4-4-0		0-0-0		0-0-0		CONFERENCE	3-1-0		1-1-0		0-2-0	
2-2-0		0-0-0		0-0-0		HOME	1-1-0		1-1-0		0-0-0	
2-2-0		0-0-0		0-0-0		AWAY	2-0-0		0-0-0		0-2-0	
0-0-0		0-0-0		0-0-0		NEUTRAL	0-0-0		0-0-0		0-0-0	
RPI S	Opponent	Score	RPI S	Opponent	Score	RPI S	Opponent	Score	RPI S	Opponent	Score	
			42 A	UCF	1 3	71 A	Lipscomb	1 0	108 H	Boston College	7 1	
						71 A	Lipscomb	5 3	108 H	Boston College	1 2	
						74 H	North Florida	0 1	112 H	Fla. Gulf Coast	3 2	
						74 H	North Florida	7 0	112 H	Fla. Gulf Coast	0 7	
						82 H	UNI	0 8	159 H	St. Bonaventure	3 2	
						98 H	Ball St.	1 4	167 N	Penn	2 3	
									169 H	Iona	8 2	
									178 H	Northern Colo.	6 0	
									207 H	Bethune-Cookman	2 7	
									207 H	Bethune-Cookman	8 3	
									207 H	Bethune-Cookman	11 3	
									207 H	Bethune-Cookman	4 0	
									213 N	Ill.-Chicago	2 5	
									217 A	Belmont	2 6	
									217 A	Belmont	1 2	
									234 H	Dartmouth	0 1	
									234 H	Dartmouth	1 6	
									237 H	Houston Baptist	2 0	
									259 H	Savannah St.	9 1	
									259 H	Savannah St.	5 2	
									260 H	Mt. St. Mary's	0 1	
									260 H	Mt. St. Mary's	2 0	
									260 H	Mt. St. Mary's	7 1	
									260 H	Mt. St. Mary's	8 0	
									262 H	South Dakota	9 0	
									262 H	South Dakota	6 1	
		LAST 10 GAMES										
			71 A	Lipscomb	5 3		112 H	Fla. Gulf Coast	0 7			
			71 A	Lipscomb	1 0		74 H	North Florida	7 0			
			217 A	Belmont	1 2		74 H	North Florida	0 1			
			217 A	Belmont	2 6		259 H	Savannah St.	9 1			
			112 H	Fla. Gulf Coast	3 2		259 H	Savannah St.	5 2			

Non-Div. I Games:

Stetson

Average RPI Win:	176	WON-LOST RECORD	WINNING PCT. RANK	LAST 10 GAMES	STRENGTH OF SCHEDULE	OPP. STRENGTH OF SCHEDULE	TEAM RPI	ADJ RPI	CONF. RPI	ADJ CONF. RPI	
Average RPI Loss:	97										
DIV. I ONLY	14-25-0	.35897	216	3-7-0	72	133	149	.48948	142	7	7
DIV. I NON-CONF.	12-18-0	.4	182	1-1-0	131	175	177	.47668	173	7	7
<hr/>											
TOTALS	RPI 1-25	RPI 26-50		W-L RECORDS	RPI 51-100		RPI 101-150		RPI 150+		
14-25-0	1-7-0	0-1-0		OVERALL	1-7-0		2-2-0		10-8-0		
5-4-0	1-2-0	0-0-0		HOME	0-0-0		0-0-0		4-2-0		
2-9-0	0-4-0	0-0-0		AWAY	0-2-0		0-0-0		2-3-0		
7-12-0	0-1-0	0-1-0		NEUTRAL	1-5-0		2-2-0		4-3-0		
<hr/>											
12-18-0	0-2-0	0-1-0		NON-CONFERENCE	1-7-0		2-2-0		9-6-0		
4-2-0	0-0-0	0-0-0		HOME	0-0-0		0-0-0		4-2-0		
1-5-0	0-1-0	0-0-		AWAY	0-2-0		0-0-0		1-2-0		
7-11-0	0-1-0	0-1-0		NEUTRAL	1-5-0		2-2-0		4-2-0		
<hr/>											
2-7-0	1-5-0	0-0-0		CONFERENCE	0-0-0		0-0-0		1-2-0		
1-2-0	1-2-0	0-0-0		HOME	0-0-0		0-0-0		0-0-0		
1-4-0	0-3-0	0-0-0		AWAY	0-0-0		0-0-0		1-1-0		
0-1-0	0-0-0	0-0-0		NEUTRAL	0-0-0		0-0-0		0-1-0		
<hr/>											
RPI S	Opponent	Score		RPI S	Opponent	Score		RPI S	Opponent	Score	
15 N	Florida St.	1	5	50 N	Virginia	1	4	58 N	Wisconsin	0	3
16 A	Georgia	1	2					63 N	Southern Ill.	3	4
18 A	South Fla.	1	9					71 N	Lipscomb	2	8
18 A	South Fla.	2	5					92 A	Fordham	0	8
18 A	South Fla.	0	6					95 N	North Carolina St.	6	7
25 H	Syracuse	6	12					95 N	North Carolina St.	0	9
25 H	Syracuse	7	11					97 A	Longwood	2	10
25 H	Syracuse	6	1					98 N	Ball St.	8	7

Non-Div. I Games:

St. John's (NY)

Average RPI Win:	169	WON-LOST RECORD	WINNING PCT. RANK	LAST 10 GAMES	STRENGTH OF SCHEDULE	OPP. STRENGTH OF SCHEDULE	TEAM RPI	ADJ RPI	CONF. RPI	ADJ CONF. RPI		
DIV. I ONLY		20-21-0	.4878	142	5-5-0	144	139	141	.48844	143	22	22
DIV. I NON-CONF.		6-15-0	.28571	234	0-1-0	62	46	172	.48096	160	21	21
<hr/>												
TOTALS	RPI 1-25	RPI 26-50		W-L RECORDS		RPI 51-100		RPI 101-150		RPI 150+		
20-21-0	0-1-0	2-3-0		OVERALL		1-7-0		3-2-0		14-8-0		
9-6-0	0-0-0	0-0-0		HOME		0-3-0		1-1-0		8-2-0		
9-5-0	0-0-0	2-0-0		AWAY		0-1-0		2-1-0		5-3-0		
2-10-0	0-1-0	0-3-0		NEUTRAL		1-3-0		0-0-0		1-3-0		
6-15-0	0-1-0	2-3-0		NON-CONFERENCE		1-7-0		1-1-0		2-3-0		
2-4-0	0-0-0	0-0-0		HOME		0-3-0		1-1-0		1-0-0		
2-1-0	0-0-0	2-0-		AWAY		0-1-0		0-0-0		0-0-0		
2-10-0	0-1-0	0-3-0		NEUTRAL		1-3-0		0-0-0		1-3-0		
14-6-0	0-0-0	0-0-0		CONFERENCE		0-0-0		2-1-0		12-5-0		
7-2-0	0-0-0	0-0-0		HOME		0-0-0		0-0-0		7-2-0		
7-4-0	0-0-0	0-0-0		AWAY		0-0-0		2-1-0		5-3-0		
0-0-0	0-0-0	0-0-0		NEUTRAL		0-0-0		0-0-0		0-0-0		
RPI	S	Opponent	Score	RPI	S	Opponent	Score	RPI	S	Opponent	Score	
2	N	Alabama	0 3	32	A	Georgia Tech	13 6	53	A	Ga. Southern	4 7	
				33	N	Mississippi St.	1 8	63	H	Southern Ill.	9 10	
				34	N	Radford	2 3	69	H	Georgia St.	3 5	
				43	A	UAB	6 5	69	H	Georgia St.	2 4	
				46	N	Kentucky	1 2	71	N	Lipscomb	0 2	
								74	N	North Florida	3 2	
								77	N	Western Ky.	5 6	
								96	N	Albany (NY)	5 6	
</												

Non-Div. I Games:

Jacksonville St.

Average RPI Win: 150		WON-LOST	WINNING	LAST 10	STRENGTH OF		OPP. STRENGTH	TEAM	ADJ	CONF.	ADJ CONF.
Average RPI Loss: 66		RECORD	PCT. RANK	GAMES	SCHEDULE		OF SCHEDULE	RPI	RPI	RPI	RPI
DIV. I ONLY		11-26-0	.2973	242	1-9-0		50	63	150	.48817	144
DIV. I NON-CONF.		11-16-0	.40741	180	1-1-0		23	82	100	.5258	96
TOTALS		RPI 1-25	RPI 26-50		W-L RECORDS		RPI 51-100		RPI 101-150		RPI 150+
11-26-0	0-6-0	1-5-0		OVERALL		1-10-0		3-1-0		6-4-0	
0-4-0	0-0-0	0-0-0		HOME		0-3-0		0-0-0		0-1-0	
3-13-0	0-4-0	0-0-0		AWAY		1-6-0		1-0-0		1-3-0	
8-9-0	0-2-0	1-5-0		NEUTRAL		0-1-0		2-1-0		5-0-0	
11-16-0	0-6-0	1-5-0		NON-CONFERENCE		1-0-0		3-1-0		6-4-0	
0-1-0	0-0-0	0-0-0		HOME		0-0-0		0-0-0		0-1-0	
3-7-0	0-4-0	0-0-		AWAY		1-0-0		1-0-0		1-3-0	
8-8-0	0-2-0	1-5-0		NEUTRAL		0-0-0		2-1-0		5-0-0	
0-10-0	0-0-0	0-0-0		CONFERENCE		0-10-0		0-0-0		0-0-0	
0-3-0	0-0-0	0-0-0		HOME		0-3-0		0-0-0		0-0-0	
0-6-0	0-0-0	0-0-0		AWAY		0-6-0		0-0-0		0-0-0	
0-1-0	0-0-0	0-0-0		NEUTRAL		0-1-0		0-0-0		0-0-0	
RPI S	Opponent	Score	RPI S	Opponent	Score	RPI S	Opponent	Score	RPI S	Opponent	Score
5 A	Florida	1 11	26 N	Auburn	1 4	52 A	Purdue	0 2	109 N	Loyola Marymount	6 5
5 A	Florida	4 15	27 N	Oregon St.	2 5	52 A	Purdue	4 8	127 N	Charleston So.	4 3
5 A	Florida	0 8	27 N	Oregon St.	6 11	52 A	Purdue	6 10	129 A	Central Mich.	6 1
12 N	Louisville	1 4	36 N	Tulsa	6 4	65 A	FIU	8 2	129 N	Central Mich.	4 8
20 A	UCLA	3 14	39 N	Massachusetts	6 7	70 H	Ohio St.	4 9	154 A	Cal St. Fullerton	7 11
24 N	Stanford	0 11	43 N	UAB	2 3	70 H	Ohio St.	4 6	154 A	Cal St. Fullerton	10 13
						70 H	Ohio St.	1 14	158 H	Butler	1 8
						84 N	Illinois	0 8	162 A	UC Riverside	15 6
						91 A	Penn St.	5 11	171 A	Fla. Atlantic	3 4
						91 A	Penn St.	3 4	187 N	Utah St.	3 2
						91 A	Penn St.	5 7	201 N	North Dakota	8 6
									209 N	Southern Miss.	3 2
									213 N	Ill.-Chicago	11 3
									215 N	Wright St.	4 2
LAST 10 GAMES											
91 A	Penn St.	5 7	70 H	Ohio St.	1 14						
91 A	Penn St.	5 11	70 H	Ohio St.	4 9						
91 A	Penn St.	3 4	158 H	Butler	1 8						
129 A	Central Mich.	6 1	52 A	Purdue	0 2						
70 H	Ohio St.	4 6	52 A	Purdue	6 10						

Non-Div. I Games:

Michigan St.

Average RPI Win: 205		WON-LOST	WINNING	LAST 10	STRENGTH OF		OPP. STRENGTH	TEAM	ADJ		CONF.	ADJ CONF.			
Average RPI Loss: 122		RECORD	PCT. RANK	GAMES	SCHEDULE		OF SCHEDULE	RPI	RPI		RPI	RPI			
DIV. I ONLY		27-17-0	.61364	82	3-7-0		230	221	144		.48816	145			
DIV. I NON-CONF.		22-10-0	.6875	52	2-0-0		237	252	122		.50601	125			
TOTALS		RPI 1-25	RPI 26-50		W-L RECORDS		RPI 51-100		RPI 101-150		RPI 150+				
27-17-0		0-0-0	0-4-0		OVERALL		1-3-0		6-5-0		20-5-0				
10-3-0		0-0-0	0-0-0		HOME		1-0-0		3-2-0		6-1-0				
8-8-0		0-0-0	0-4-0		AWAY		0-0-0		0-2-0		8-2-0				
9-6-0		0-0-0	0-0-0		NEUTRAL		0-3-0		3-1-0		6-2-0				
22-10-0		0-0-0	0-2-0		NON-CONFERENCE		1-3-0		4-1-0		17-4-0				
7-0-0		0-0-0	0-0-0		HOME		1-0-0		1-0-0		5-0-0				
6-4-0		0-0-0	0-0-		AWAY		0-0-0		0-0-0		6-2-0				
9-6-0		0-0-0	0-0-0		NEUTRAL		0-3-0		3-1-0		6-2-0				
5-7-0		0-0-0	0-2-0		CONFERENCE		0-0-0		2-4-0		3-1-0				
3-3-0		0-0-0	0-0-0		HOME		0-0-0		2-2-0		1-1-0				
2-4-0		0-0-0	0-2-0		AWAY		0-0-0		0-2-0		2-0-0				
0-0-0		0-0-0	0-0-0		NEUTRAL		0-0-0		0-0-0		0-0-0				
RPI	S	Opponent	Score	RPI	S	Opponent	Score	RPI	S	Opponent	Score	RPI	S	Opponent	Score
				41	A	New Mexico	8 10	52	N	Purdue	6 8	108	N	Boston College	7 2
				41	A	New Mexico	3 5	69	N	Georgia St.	3 4	117	H	A&M-Corpus Christi	6 7
				47	A	Texas St.	2 3	78	H	Ole Miss	6 5	117	H	A&M-Corpus Christi	4 5
				47	A	Texas St.	0 2	90	N	Indiana	2 6	125	N	Saint Louis	7 4
												128	H	Missouri St.	2 0
												132	N	Villanova	1 4
												137	A	UTSA	0 3
												137	A	UTSA	1 2
												140	N	Robert Morris	5 3
												150	H	Sam Houston St.	6 0
												150	H	Sam Houston St.	5 1
												157	N	Bradley	10 1
												164	A	Louisiana Tech	9 7
												164	H	Louisiana Tech	4 3
												174	A	Mississippi Val.	0 1
												174	H	Mississippi Val.	9 0
												178	N	Northern Colo.	0 1
												209	A	Southern Miss.	10 9
												209	A	Southern Miss.	7 1
												219	H	Northwestern St.	6 1
												219	H	Northwestern St.	3 5
												226	N	South Dakota St.	2 1
												233	N	Toledo	4 3
												239	N	Rhode Island	10 2
												239	N	Rhode Island	5 6
												241	A	Jackson St.	0 1
												241	H	Jackson St.	8 0
				LAST 10 GAMES											
				137	A	UTSA	1 2	174	H	Mississippi Val.	9 0	233	N	Toledo	4 3
				137	A	UTSA	0 3	117	H	A&M-Corpus Christi	6 7	239	N	Rhode Island	10 2
				47	A	Texas St.	0 2	117	H	A&M-Corpus Christi	4 5	239	N	Rhode Island	5 6
				47	A	Texas St.	2 3	219	H	Northwestern St.	3 5	241	A	Jackson St.	0 1
				241	H	Jackson St.	8 0	219	H	Northwestern St.	6 1	241	H	Jackson St.	8 0

Non-Div. I Games:

Central Ark.

RPI	S	Opponent	Score	
246	N	Bryant	7	3
250	A	Southeastern La.	2	0
250	A	Southeastern La.	5	3
261	N	Hampton	6	0
278	A	Alcorn St.	12	0
285	A	Ark.-Pine Bluff	11	0
285	A	Ark.-Pine Bluff	17	0
285	H	Ark.-Pine Bluff	8	0
285	H	Ark.-Pine Bluff	9	0

Central Ark.

C
e
n
t
r
a
l
A
r
k
.

C
e
n
t
r
a
l
A
r
k
.

Average RPI Win: 128		WON-LOST	WINNING	LAST 10	STRENGTH OF		OPP. STRENGTH	TEAM	ADJ	CONF.	ADJ CONF.
Average RPI Loss: 103		RECORD	PCT. RANK	GAMES	SCHEDULE		OF SCHEDULE	RPI	RPI	RPI	RPI
DIV. I ONLY		16-20-0	.44444	170	7-3-0		153	58	151	.48754	146
DIV. I NON-CONF.		12-18-0	.4	182	3-1-0		111	76	148	.49084	144
TOTALS		RPI 1-25	RPI 26-50		W-L RECORDS		RPI 51-100		RPI 101-150		RPI 150+
16-20-0		1-3-0	0-3-0		OVERALL		4-4-0		4-4-0		7-6-0
5-2-0		0-0-0	0-0-0		HOME		1-0-0		0-0-0		4-2-0
3-2-0		0-0-0	0-0-0		AWAY		1-0-0		2-2-0		0-0-0
8-16-0		1-3-0	0-3-0		NEUTRAL		2-4-0		2-2-0		3-4-0
12-18-0		1-3-0	0-3-0		NON-CONFERENCE		4-4-0		3-2-0		4-6-0
2-2-0		0-0-0	0-0-0		HOME		1-0-0		0-0-0		1-2-0
2-0-0		0-0-0	0-0-		AWAY		1-0-0		1-0-0		0-0-0
8-16-0		1-3-0	0-3-0		NEUTRAL		2-4-0		2-2-0		3-4-0
4-2-0		0-0-0	0-0-0		CONFERENCE		0-0-0		1-2-0		3-0-0
3-0-0		0-0-0	0-0-0		HOME		0-0-0		0-0-0		3-0-0
1-2-0		0-0-0	0-0-0		AWAY		0-0-0		1-2-0		0-0-0
0-0-0		0-0-0	0-0-0		NEUTRAL		0-0-0		0-0-0		0-0-0
RPI S	Opponent	Score	RPI S	Opponent	Score	RPI S	Opponent	Score	RPI S	Opponent	Score
13 N	Arizona	0 4	27 N	Oregon St.	2 12	55 N	San Diego St.	1 7	105 A	UC Santa Barbara	4 5
20 N	UCLA	0 14	28 N	Texas Tech	0 2	56 A	Fresno St.	4 1	105 A	UC Santa Barbara	3 0
23 N	North Carolina	6 0	30 N	BYU	1 2	70 N	Ohio St.	5 10	105 A	UC Santa Barbara	1 3
24 N	Stanford	0 3				73 N	North Dakota St.	0 8	109 A	Loyola Marymount	5 2
						89 H	Iowa	1 0	116 N	Portland St.	1 12
						90 N	Indiana	13 3	127 N	Charleston So.	5 0
						92 N	Fordham	12 6	131 N	Colorado St.	6 7
						94 N	Harvard	0 3	138 N	Sacramento St.	4 2
									160 H	Cal Poly	4 1
									160 H	Cal Poly	3 2
									160 H	Cal Poly	2 1
									163 N	Nevada	6 5
									166 N	Charlotte	1 5
									170 N	LIU Brooklyn	2 5
									172 N	Memphis	2 1
									176 H	Eastern Ky.	10 7
									187 N	Utah St.	1 10
									202 H	Maine	4 6
									202 H	Maine	2 3
									233 N	Toledo	5 1
									233 N	Toledo	2 4
			LAST 10 GAMES								
			160 H	Cal Poly	2 1	105 A	UC Santa Barbara	4 5			
			160 H	Cal Poly	3 2	109 A	Loyola Marymount	5 2			
			160 H	Cal Poly	4 1	94 N	Harvard	0 3			
			105 A	UC Santa Barbara	1 3	89 H	Iowa	1 0			
			105 A	UC Santa Barbara	3 0	127 N	Charleston So.	5 0			

Non-Div. I Games:

Long Beach St.

Average RPI Win:		186	WON-LOST RECORD		WINNING PCT. RANK		LAST 10 GAMES		STRENGTH OF SCHEDULE		OPP. STRENGTH OF SCHEDULE		TEAM RPI	ADJ RPI		CONF. RPI	ADJ CONF. RPI		
Average RPI Loss:		109																	
DIV. I ONLY			22-17-0		.5641 103		6-4-0		223		125		142	.48715 147		21	21		
DIV. I NON-CONF.			12-12-0		.5 128		2-2-0		126		70		118	.51074 119		22	22		
TOTALS		RPI 1-25		RPI 26-50		W-L RECORDS		RPI 51-100		RPI 101-150		RPI 150+							
22-17-0		0-2-0		0-3-0		OVERALL		5-3-0		3-5-0		14-4-0							
13-5-0		0-0-0		0-0-0		HOME		2-0-0		2-3-0		9-2-0							
5-10-0		0-2-0		0-2-0		AWAY		2-3-0		1-2-0		2-1-0							
4-2-0		0-0-0		0-1-0		NEUTRAL		1-0-0		0-0-0		3-1-0							
12-12-0		0-2-0		0-3-0		NON-CONFERENCE		5-3-0		0-2-0		7-2-0							
6-3-0		0-0-0		0-0-0		HOME		2-0-0		0-2-0		4-1-0							
2-7-0		0-2-0		0-0-		AWAY		2-3-0		0-0-0		0-0-0							
4-2-0		0-0-0		0-1-0		NEUTRAL		1-0-0		0-0-0		3-1-0							
10-5-0		0-0-0		0-0-0		CONFERENCE		0-0-0		3-3-0		7-2-0							
7-2-0		0-0-0		0-0-0		HOME		0-0-0		2-1-0		5-1-0							
3-3-0		0-0-0		0-0-0		AWAY		0-0-0		1-2-0		2-1-0							
0-0-0		0-0-0		0-0-0		NEUTRAL		0-0-0		0-0-0		0-0-0							
RPI S	Opponent		Score		RPI S	Opponent		Score		RPI S	Opponent		Score		RPI S	Opponent		Score	
13 A	Arizona		0	8	30 A	BYU		0	8	57 A	Utah		2	18	113 H	Utah Valley		2	5
13 A	Arizona		1	9	30 A	BYU		4	6	57 A	Utah		3	8	113 H	Utah Valley		3	11
					43 N	UAB		0	2	77 N	Western Ky.		5	4	134 H	UMKC		5	3
										79 H	UNLV		3	2	134 H	UMKC		2	5
										79 H	UNLV		9	1	134 H	UMKC		9	6
										99 A	San Jose St.		7	2	136 A	Western Ill.		0	8
										99 A	San Jose St.		5	4	136 A	Western Ill.		0	8
										99 A	San Jose St.		4	6	136 A	Western Ill.		11	6
															177 H	Weber St.		8	6
															177 H	Weber St.		13	4
															177 H	Weber St.		3	6
															187 H	Utah St.		9	3
															187 H	Utah St.		7	2
															201 N	North Dakota		1	6
															201 N	North Dakota		4	1
															235 A	IUPUI		3	1
															235 A	IUPUI		1	3
															235 A	IUPUI		3	1
															256 N	Santa Clara		8	2
															256 N	Santa Clara		6	1
															262 H	South Dakota		5	0
															262 H	South Dakota		8	9
															262 H	South Dakota		12	2
															275 H	Oakland		10	2
															275 H	Oakland		10	1
															275 H	Oakland		9	0
LAST 10 GAMES																			
235 A IUPUI				1	3	134 H UMKC				9	6	262 H South Dakota				12	2		
235 A IUPUI				3	1	134 H UMKC				2	5	275 H Oakland				10	2		
235 A IUPUI				3	1	134 H UMKC				5	3	275 H Oakland				10	1		
30 A BYU				4	6	79 H UNLV				9	1	275 H Oakland				9	0		
30 A BYU				0	8	79 H UNLV				3	2								

Non-Div. I Games:

Southern Utah

Average RPI Win:		195	WON-LOST RECORD		WINNING PCT. RANK		LAST 10 GAMES		STRENGTH OF SCHEDULE		OPP. STRENGTH OF SCHEDULE		TEAM RPI		ADJ RPI		CONF. RPI		ADJ CONF. RPI		
DIV. I ONLY			17-16-0		.51515 129		5-5-0		154		222		147		.48709 148		19		19		
DIV. I NON-CONF.			12-13-0		.48 141		2-2-0		125		238		147		.49225 142		18		19		
TOTALS		RPI 1-25		RPI 26-50		W-L RECORDS		RPI 51-100		RPI 101-150		RPI 150+									
17-16-0		0-1-0		0-0-0		OVERALL		3-5-0		1-2-0		13-8-0									
6-6-0		0-0-0		0-0-0		HOME		1-1-0		0-0-0		5-5-0									
4-4-0		0-0-0		0-0-0		AWAY		0-2-0		0-0-0		4-2-0									
7-6-0		0-1-0		0-0-0		NEUTRAL		2-2-0		1-2-0		4-1-0									
12-13-0		0-1-0		0-0-0		NON-CONFERENCE		2-4-0		1-2-0		9-6-0									
3-3-0		0-0-0		0-0-0		HOME		0-0-0		0-0-0		3-3-0									
2-4-0		0-0-0		0-0-		AWAY		0-2-0		0-0-0		2-2-0									
7-6-0		0-1-0		0-0-0		NEUTRAL		2-2-0		1-2-0		4-1-0									
5-3-0		0-0-0		0-0-0		CONFERENCE		1-1-0		0-0-0		4-2-0									
3-3-0		0-0-0		0-0-0		HOME		1-1-0		0-0-0		2-2-0									
2-0-0		0-0-0		0-0-0		AWAY		0-0-0		0-0-0		2-0-0									
0-0-0		0-0-0		0-0-0		NEUTRAL		0-0-0		0-0-0		0-0-0									
RPI	S	Opponent		Score		RPI	S	Opponent		Score		RPI	S	Opponent		Score					
21	N	Michigan		3 4								106	N	Western Mich.		0 4					
								52	N	Purdue		5 1									
								87	A	Coastal Caro.		0 4				129	N	Central Mich.		3 5	
								87	A	Coastal Caro.		0 7				142	N	St. John's (NY)		2 1	
								92	H	Fordham		0 5				166	A	Charlotte		10 5	
								92	H	Fordham		6 5				166	A	Charlotte		9 7	
								93	N	IPFW		2 1				167	H	Penn		4 5	
								93	N	IPFW		0 4				167	H	Penn		9 6	
								98	N	Ball St.		0 8				169	H	Iona		1 10	
															169	H	Iona		0 8		
															196	A	Army		3 6		
															196	A	Army		2 3		
															200	N	East Tenn. St.		4 3		
															205	N	Georgetown		0 4		
															220	N	Sacred Heart		12 2		
															227	H	George Washington		2 4		
															227	H	George Washington		7 11		
															240	N	Green Bay		3 0		
															247	A	Delaware		8 0		
															247	A	Delaware		4 2		
															251	H	La Salle		8 0		
															251	H	La Salle		4 3		
															254	N	Cleveland St.		6 1		
															267	H	Wagner		3 2		
															267	H	Wagner		4 0		
				LAST 10 GAMES																	
				92	H	Fordham		0 5		196	A	Army		2 3							
				92	H	Fordham		6 5		251	H	La Salle		8 0							
				227	H	George Washington		7 11		251	H	La Salle		4 3							
				227	H	George Washington		2 4		267	H	Wagner		4 0							
				196	A	Army		3 6		267	H	Wagner		3 2							

Non-Div. I Games:

Temple

Average RPI Win:	176	WON-LOST RECORD	WINNING PCT. RANK	LAST 10 GAMES	STRENGTH OF SCHEDULE	OPP. STRENGTH OF SCHEDULE	TEAM RPI	ADJ RPI	CONF. RPI	ADJ CONF. RPI	
Average RPI Loss:	96										
DIV. I ONLY	16-16-0	.5	134	4-6-0	190	113	154	.48601	149	8	8
DIV. I NON-CONF.	13-7-0	.65	60	1-0-0	258	218	145	.49145	143	8	8
<hr/>											
TOTALS	RPI 1-25	RPI 26-50		W-L RECORDS	RPI 51-100		RPI 101-150		RPI 150+		
16-16-0	0-0-0	3-6-0		OVERALL	1-5-0		2-2-0		10-3-0		
6-2-0	0-0-0	2-1-0		HOME	0-0-0		0-0-0		4-1-0		
5-11-0	0-0-0	0-5-0		AWAY	0-3-0		2-2-0		3-1-0		
5-3-0	0-0-0	1-0-0		NEUTRAL	1-2-0		0-0-0		3-1-0		
<hr/>											
13-7-0	0-0-0	1-2-0		NON-CONFERENCE	1-2-0		1-0-0		10-3-0		
4-1-0	0-0-0	0-0-0		HOME	0-0-0		0-0-0		4-1-0		
4-3-0	0-0-0	0-0-		AWAY	0-0-0		1-0-0		3-1-0		
5-3-0	0-0-0	1-0-0		NEUTRAL	1-2-0		0-0-0		3-1-0		
<hr/>											
3-9-0	0-0-0	2-4-0		CONFERENCE	0-3-0		1-2-0		0-0-0		
2-1-0	0-0-0	2-1-0		HOME	0-0-0		0-0-0		0-0-0		
1-8-0	0-0-0	0-3-0		AWAY	0-3-0		1-2-0		0-0-0		
0-0-0	0-0-0	0-0-0		NEUTRAL	0-0-0		0-0-0		0-0-0		
<hr/>											
RPI S	Opponent	Score	RPI S	Opponent	Score	RPI S	Opponent	Score	RPI S	Opponent	Score
			29 N	Virginia Tech	2 1	65 A	FIU	0 4	121 A	Col. of Charleston	5 4
			40 H	Troy	3 4	65 A	FIU	0 8	123 A	Middle Tenn.	8 2
			40 H	Troy	5 3	65 A	FIU	5 8	123 A	Middle Tenn.	0 4
			40 H	Troy	2 1	67 N	McNeese St.	6 2	123 A	Middle Tenn.	4 6
			45 A	South Ala.	1 9	67 N	McNeese St.	0 2	168 H	SIU Edwardsville	7 6
			45 A	South Ala.	2 7	71 N	Lipscomb	0 2	203 A	Samford	7 6
			45 A	South Ala.	1 2				219 A	Northwestern St.	1 3
			48 A	Houston	0 9				219 A	Northwestern St.	8 3
			48 A	Houston	0 13				219 H	Northwestern St.	10 0
									222 H	Stephen F. Austin	5 4
									230 N	Southeast Mo. St.	4 8
									235 H	IUPUI	3 11
									238 A	Nicholls St.	7 4
									267 N	Wagner	6 2
									282 N	Southern U.	9 0
									282 N	Southern U.	8 2
									288 H	Grambling	12 3
			LAST 10 GAMES								
			65 A	FIU	0 4	123 A	Middle Tenn.	4 6			
			65 A	FIU	5 8	123 A	Middle Tenn.	0 4			
			65 A	FIU	0 8	40 H	Troy	5 3			
			238 A	Nicholls St.	7 4	40 H	Troy	2 1			
			123 A	Middle Tenn.	8 2	40 H	Troy	3 4			

Non-Div. I Games:

La.-Monroe

Average RPI Win:		196	WON-LOST RECORD		WINNING PCT. RANK		LAST 10 GAMES		STRENGTH OF SCHEDULE		OPP. STRENGTH OF SCHEDULE		TEAM RPI		ADJ RPI		CONF. RPI		ADJ CONF. RPI				
DIV. I ONLY			15-21-0		.41667 191		6-4-0		124		129		155		.48415 151		13		13				
DIV. I NON-CONF.			11-17-0		.39286 185		2-0-0		102		154		158		.48484 154		13		13				
TOTALS		RPI 1-25		RPI 26-50		W-L RECORDS		RPI 51-100		RPI 101-150		RPI 150+											
15-21-0		0-3-0		0-3-0		OVERALL		1-5-0		3-7-0		11-3-0											
1-4-0		0-0-0		0-0-0		HOME		0-1-0		1-3-0		0-0-0											
5-11-0		0-3-0		0-3-0		AWAY		0-4-0		1-1-0		4-0-0											
9-6-0		0-0-0		0-0-0		NEUTRAL		1-0-0		1-3-0		7-3-0											
11-17-0		0-3-0		0-3-0		NON-CONFERENCE		1-5-0		1-3-0		9-3-0											
0-1-0		0-0-0		0-0-0		HOME		0-1-0		0-0-0		0-0-0											
2-10-0		0-3-0		0-0-		AWAY		0-4-0		0-0-0		2-0-0											
9-6-0		0-0-0		0-0-0		NEUTRAL		1-0-0		1-3-0		7-3-0											
4-4-0		0-0-0		0-0-0		CONFERENCE		0-0-0		2-4-0		2-0-0											
1-3-0		0-0-0		0-0-0		HOME		0-0-0		1-3-0		0-0-0											
3-1-0		0-0-0		0-0-0		AWAY		0-0-0		1-1-0		2-0-0											
0-0-0		0-0-0		0-0-0		NEUTRAL		0-0-0		0-0-0		0-0-0											
RPI	S	Opponent		Score		RPI	S	Opponent		Score		RPI	S	Opponent		Score							
5	A	Florida		1	2	42	A	UCF		2	7	71	H	Lipscomb		3	11	106	H	Western Mich.	0	2	
5	A	Florida		0	16	42	A	UCF		6	8	76	A	Jacksonville		0	8	106	H	Western Mich.	3	7	
21	A	Michigan		2	10	42	A	UCF		3	4	76	A	Jacksonville		0	2	107	A	Kent St.	1	6	
												76	N	Jacksonville		6	2	107	A	Kent St.	7	4	
												93	A	IPFW		0	5	112	N	Fla. Gulf Coast	0	1	
												93	A	IPFW		3	4	112	N	Fla. Gulf Coast	1	5	
																		123	N	Middle Tenn.	5	6	
																		130	H	Northern Ill.	0	4	
																		130	H	Northern Ill.	2	0	
																		135	N	Loyola Chicago	2	0	
																		180	N	Seton Hall	7	1	
																		183	N	Campbell	0	5	
																		183	N	Campbell	1	3	
																		186	N	Drake	4	0	
																		191	N	Dayton	1	7	
																		199	N	Gardner-Webb	6	2	
																		199	N	Gardner-Webb	5	0	
																		216	A	Buffalo	13	4	
																		216	A	Buffalo	6	5	
																		242	N	Niagara	5	0	
																		242	N	Niagara	5	4	
																		266	N	Alabama St.	5	0	
																		275	A	Oakland	13	0	
																		275	A	Oakland	10	2	
LAST 10 GAMES																							
						106	H	Western Mich.		0	2	107	A	Kent St.		1	6	275	A	Oakland		13	0
						106	H	Western Mich.		3	7	216	A	Buffalo		6	5	275	A	Oakland		10	2
						130	H	Northern Ill.		0	4	216	A	Buffalo		13	4						
						130	H	Northern Ill.		2	0	275	A	Oakland		13	0						
						107	A	Kent St.		7	4	275	A	Oakland		10	2						

Non-Div. I Games:

Eastern Mich.

Tie, Loss, Non-Conf, S Site, H Home, A Away, N Neutral Page 164

Average RPI Win:	225	WON-LOST	WINNING	LAST 10	STRENGTH OF	OPP. STRENGTH	TEAM	ADJ	CONF.	ADJ CONF.	
Average RPI Loss:	79	RECORD	PCT. RANK	GAMES	SCHEDULE	OF SCHEDULE	RPI	RPI	RPI	RPI	
DIV. I ONLY	15-17-0	.46875	156	7-3-0	150	159	156	.48359	153	17	17
DIV. I NON-CONF.	9-14-0	.3913	188	1-3-0	123	158	175	.4773	171	20	20
<hr/>											
TOTALS	RPI 1-25	RPI 26-50		W-L RECORDS		RPI 51-100		RPI 101-150		RPI 150+	
15-17-0	0-0-0	0-5-0		OVERALL		1-7-0		1-3-0		13-2-0	
8-0-0	0-0-0	0-0-0		HOME		0-0-0		0-0-0		8-0-0	
1-13-0	0-0-0	0-5-0		AWAY		1-7-0		0-1-0		0-0-0	
6-4-0	0-0-0	0-0-0		NEUTRAL		0-0-0		1-2-0		5-2-0	
9-14-0	0-0-0	0-5-0		NON-CONFERENCE		1-4-0		1-3-0		7-2-0	
2-0-0	0-0-0	0-0-0		HOME		0-0-0		0-0-0		2-0-0	
1-10-0	0-0-0	0-0-		AWAY		1-4-0		0-1-0		0-0-0	
6-4-0	0-0-0	0-0-0		NEUTRAL		0-0-0		1-2-0		5-2-0	
6-3-0	0-0-0	0-0-0		CONFERENCE		0-3-0		0-0-0		6-0-0	
6-0-0	0-0-0	0-0-0		HOME		0-0-0		0-0-0		6-0-0	
0-3-0	0-0-0	0-0-0		AWAY		0-3-0		0-0-0		0-0-0	
0-0-0	0-0-0	0-0-0		NEUTRAL		0-0-0		0-0-0		0-0-0	
RPI	S	Opponent	Score	RPI	S	Opponent	Score	RPI	S	Opponent	Score
				28	A	Texas Tech	2 7	51	A	Boston U.	4 5
				28	A	Texas Tech	2 8	51	A	Boston U.	0 3
				28	A	Texas Tech	3 4	51	A	Boston U.	3 4
				34	A	Radford	5 6	62	A	Hofstra	1 9
				34	A	Radford	0 1	92	A	Fordham	3 8
								92	A	Fordham	3 7
								97	A	Longwood	2 0
								97	A	Longwood	2 5

Non-Div. I Games:

Binghamton

Average RPI Win:		151	WON-LOST RECORD		WINNING PCT. RANK	LAST 10 GAMES	STRENGTH OF SCHEDULE		OPP. STRENGTH OF SCHEDULE	TEAM RPI	ADJ RPI	CONF. RPI	ADJ CONF. RPI
Average RPI Loss:		85											
DIV. I ONLY			16-18-0		.47059 153	5-4-0	201		42	157	.48309 154	12	12
DIV. I NON-CONF.			12-16-0		.42857 169	1-2-0	155		57	154	.48631 149	12	12
TOTALS		RPI 1-25	RPI 26-50		W-L RECORDS		RPI 51-100		RPI 101-150		RPI 150+		
16-18-0		0-2-0	0-3-0		OVERALL		2-6-0		7-4-0		7-3-0		
7-6-0		0-0-0	0-2-0		HOME		1-1-0		5-2-0		1-1-0		
3-5-0		0-1-0	0-0-0		AWAY		0-2-0		0-0-0		3-2-0		
6-7-0		0-1-0	0-1-0		NEUTRAL		1-3-0		2-2-0		3-0-0		
12-16-0		0-2-0	0-3-0		NON-CONFERENCE		2-6-0		5-3-0		5-2-0		
5-5-0		0-0-0	0-2-0		HOME		1-1-0		3-1-0		1-1-0		
1-4-0		0-1-0	0-0-0		AWAY		0-2-0		0-0-0		1-1-0		
6-7-0		0-1-0	0-1-0		NEUTRAL		1-3-0		2-2-0		3-0-0		
4-2-0		0-0-0	0-0-0		CONFERENCE		0-0-0		2-1-0		2-1-0		
2-1-0		0-0-0	0-0-0		HOME		0-0-0		2-1-0		0-0-0		
2-1-0		0-0-0	0-0-0		AWAY		0-0-0		0-0-0		2-1-0		
0-0-0		0-0-0	0-0-0		NEUTRAL		0-0-0		0-0-0		0-0-0		
RPI S	Opponent	Score	RPI S	Opponent	Score	RPI S	Opponent	Score	RPI S	Opponent	Score		
4 A	Texas	0 23	27 H	Oregon St.	2 5	52 H	Purdue	6 8	101 H	East Carolina	0 10		
16 N	Georgia	5 12	31 H	Notre Dame	0 16	54 N	Boise St.	2 1	105 H	UC Santa Barbara	5 4		
			41 N	New Mexico	4 5	56 A	Fresno St.	0 2	105 H	UC Santa Barbara	4 5		
						56 A	Fresno St.	0 8	105 H	UC Santa Barbara	2 1		
						65 H	FIU	6 2	127 H	Charleston So.	5 0		
						70 N	Ohio St.	0 9	131 N	Colorado St.	13 10		
						79 N	UNLV	0 3	131 N	Colorado St.	3 9		
						92 N	Fordham	1 3	137 N	UTSA	3 5		
									137 N	UTSA	5 4		
									144 H	Michigan St.	11 7		
									144 H	Michigan St.	13 10		
									160 A	Cal Poly	10 2		
									160 A	Cal Poly	7 0		
									160 A	Cal Poly	1 4		
									175 A	CSU Bakersfield	7 8		
									175 A	CSU Bakersfield	4 1		
									187 N	Utah St.	13 4		
									202 H	Maine	3 11		
									209 H	Southern Miss.	4 2		
									256 N	Santa Clara	9 2		
									256 N	Santa Clara	9 1		
			LAST 10 GAMES										
			105 H	UC Santa Barbara	5 4	160 A	Cal Poly	10 2					
			105 H	UC Santa Barbara	4 5	52 H	Purdue	6 8					
			105 H	UC Santa Barbara	2 1	31 H	Notre Dame	0 16					
			160 A	Cal Poly	7 0	187 N	Utah St.	13 4					
			160 A	Cal Poly	1 4	79 N	UNLV	0 3					

Non-Div. I Games:

Cal St. Fullerton

Average RPI Win: 234		WON-LOST	WINNING	LAST 10	STRENGTH OF		OPP. STRENGTH	TEAM	ADJ		CONF.	ADJ CONF.
Average RPI Loss: 142		RECORD	PCT. RANK	GAMES	SCHEDULE		OF SCHEDULE	RPI	RPI		RPI	RPI
DIV. I ONLY		21-9-1	.69355	38	6-3-1		275	242	159		.48275	155
DIV. I NON-CONF.		16-5-1	.75	31	3-0-1		271	276	133		.50094	132
TOTALS		RPI 1-25	RPI 26-50		W-L RECORDS		RPI 51-100		RPI 101-150		RPI 150+	
21-9-1		0-0-0	0-0-0		OVERALL		0-1-0		0-4-0		21-4-1	
9-1-0		0-0-0	0-0-0		HOME		0-0-0		0-0-0		9-1-0	
2-4-1		0-0-0	0-0-0		AWAY		0-1-0		0-3-0		2-0-1	
10-4-0		0-0-0	0-0-0		NEUTRAL		0-0-0		0-1-0		10-3-0	
16-5-1		0-0-0	0-0-0		NON-CONFERENCE		0-1-0		0-1-0		16-3-1	
4-0-0		0-0-0	0-0-0		HOME		0-0-0		0-0-0		4-0-0	
2-1-1		0-0-0	0-0-		AWAY		0-1-0		0-0-0		2-0-1	
10-4-0		0-0-0	0-0-0		NEUTRAL		0-0-0		0-1-0		10-3-0	
5-4-0		0-0-0	0-0-0		CONFERENCE		0-0-0		0-3-0		5-1-0	
5-1-0		0-0-0	0-0-0		HOME		0-0-0		0-0-0		5-1-0	
0-3-0		0-0-0	0-0-0		AWAY		0-0-0		0-3-0		0-0-0	
0-0-0		0-0-0	0-0-0		NEUTRAL		0-0-0		0-0-0		0-0-0	
RPI S	Opponent	Score	RPI S	Opponent	Score	RPI S	Opponent	Score	RPI S	Opponent	Score	
						75 A	S.C. Upstate	0 4	113 N	Utah Valley	0 8	
									135 A	Loyola Chicago	3 9	
									135 A	Loyola Chicago	0 11	
									135 A	Loyola Chicago	1 5	
									156 N	Fairleigh Dickinson	1 3	
									158 H	Butler	6 5	
									158 H	Butler	4 1	
									158 H	Butler	4 5	
									173 N	Fairfield	0 4	
									178 N	Northern Colo.	3 2	
									179 N	Marist	12 7	
									195 N	Western Caro.	11 3	
									196 N	Army	4 5	
									210 H	Saint Francis (PA)	9 1	
									210 H	Saint Francis (PA)	3 2	
									222 A	Akron	7 6	
									222 A	Akron	5 5	
									242 H	Niagara	5 1	
									242 H	Niagara	10 1	
									243 N	Rider	2 1	
									254 H	Cleveland St.	7 1	
									254 H	Cleveland St.	3 2	
									254 H	Cleveland St.	10 8	
									264 N	UNC Wilmington	6 1	
									265 N	Bucknell	9 0	
									270 A	N.C. A&T	11 3	
									271 N	Columbia	7 2	
LAST 10 GAMES												
			135 A	Loyola Chicago	1 5	254 H	Cleveland St.	7 1	254 H	Cleveland St.	10 8	
			135 A	Loyola Chicago	3 9	254 H	Cleveland St.	3 2	264 N	UNC Wilmington	6 1	
			135 A	Loyola Chicago	0 11	254 H	Cleveland St.	10 8	265 N	Bucknell	9 0	
			210 H	Saint Francis (PA)	9 1	222 A	Akron	5 5	270 A	N.C. A&T	11 3	
			210 H	Saint Francis (PA)	3 2	222 A	Akron	7 6	271 N	Columbia	7 2	

Non-Div. I Games:

Youngstown St.

RPI	S	Opponent	Score	
279	N	Howard	15	7
281	N	Lafayette	9	4
283	N	Saint Peter's	9	1

Youngstown St.

Y
o
u
n
g
s
t
o
w
n
s
t
.

Y
o
u
n
g
s
t
o
w
n
s
t
.

Average RPI Win:	208	WON-LOST RECORD	WINNING PCT. RANK	LAST 10 GAMES	STRENGTH OF SCHEDULE	OPP. STRENGTH OF SCHEDULE	TEAM RPI	ADJ RPI	CONF. RPI	ADJ CONF. RPI		
DIV. I ONLY		20-11-0	.64516	61	4-6-0	240	254	145	.48272	156	26	26
DIV. I NON-CONF.		15-6-0	.71429	43	1-1-0	266	281	141	.48626	150	26	26

TOTALS	RPI 1-25	RPI 26-50		W-L RECORDS		RPI 51-100		RPI 101-150		RPI 150+		
20-11-0	0-0-0	0-0-0		OVERALL		0-0-0		5-2-0		15-9-0		
2-0-0	0-0-0	0-0-0		HOME		0-0-0		2-0-0		0-0-0		
8-7-0	0-0-0	0-0-0		AWAY		0-0-0		2-2-0		6-5-0		
10-4-0	0-0-0	0-0-0		NEUTRAL		0-0-0		1-0-0		9-4-0		
15-6-0	0-0-0	0-0-0		NON-CONFERENCE		0-0-0		2-1-0		13-5-0		
0-0-0	0-0-0	0-0-0		HOME		0-0-0		0-0-0		0-0-0		
5-2-0	0-0-0	0-0-		AWAY		0-0-0		1-1-0		4-1-0		
10-4-0	0-0-0	0-0-0		NEUTRAL		0-0-0		1-0-0		9-4-0		
5-5-0	0-0-0	0-0-0		CONFERENCE		0-0-0		3-1-0		2-4-0		
2-0-0	0-0-0	0-0-0		HOME		0-0-0		2-0-0		0-0-0		
3-5-0	0-0-0	0-0-0		AWAY		0-0-0		1-1-0		2-4-0		
0-0-0	0-0-0	0-0-0		NEUTRAL		0-0-0		0-0-0		0-0-0		
RPI	S	Opponent	Score	RPI	S	Opponent	Score	RPI	S	Opponent	Score	
								113	N	Utah Valley	3 1	
								126	H	Central Conn. St.	3 2	
								126	H	Central Conn. St.	3 2	
								140	A	Robert Morris	11 12	
								140	A	Robert Morris	2 0	
								142	A	St. John's (NY)	0 4	
								142	A	St. John's (NY)	5 2	
								155	N	Youngstown St.	3 1	
								170	A	LIU Brooklyn	4 5	
								170	A	LIU Brooklyn	7 14	
								173	N	Fairfield	0 4	
								179	N	Marist	11 2	
								179	N	Marist	9 6	
								196	A	Army	1 0	
								196	A	Army	1 4	
								210	A	Saint Francis (PA)	9 3	
								210	A	Saint Francis (PA)	3 2	
								220	A	Sacred Heart	5 6	
								220	A	Sacred Heart	3 6	
								237	N	Houston Baptist	2 5	
								242	N	Niagara	7 5	
								243	N	Rider	2 5	
								254	N	Cleveland St.	6 3	
								257	A	Norfolk St.	12 1	
								258	N	Detroit	3 4	
								265	N	Bucknell	6 2	
								269	A	Coppin St.	6 2	
LAST 10 GAMES												
								142	A	St. John's (NY)	0 4	
								210	A	Saint Francis (PA)	3 2	
								210	A	Saint Francis (PA)	9 3	
								140	A	Robert Morris	11 12	
								140	A	Robert Morris	2 0	

Non-Div. I Games:

Fairleigh Dickinson

RPI	S	Opponent	Score	
269	A	Coppin St.	12	1
271	N	Columbia	11	3
277	N	Manhattan	6	1
279	N	Howard	4	1

Fairleigh Dickinson

F
a
i
r
l
e
i
g
h
D
i
c
k
i
n
s
o
n

F
a
i
r
l
e
i
g
h
D
i
c
k
i
n
s
o
n

Average RPI Win: 164		WON-LOST RECORD		WINNING PCT. RANK		LAST 10 GAMES		STRENGTH OF SCHEDULE		OPP. STRENGTH OF SCHEDULE		TEAM RPI		ADJ RPI		CONF. RPI		ADJ CONF. RPI			
DIV. I ONLY		15-20-0		.42857 183		4-6-0		127		166		153		.48213 157		14		14			
DIV. I NON-CONF.		10-13-0		.43478 166		0-1-0		83		128		127		.50237 129		14		14			
TOTALS		RPI 1-25		RPI 26-50		W-L RECORDS		RPI 51-100		RPI 101-150		RPI 150+									
15-20-0		0-4-0		0-0-0		OVERALL		2-4-0		6-6-0		7-6-0									
3-3-0		0-0-0		0-0-0		HOME		0-0-0		1-2-0		2-1-0									
2-8-0		0-2-0		0-0-0		AWAY		0-0-0		2-2-0		0-4-0									
10-9-0		0-2-0		0-0-0		NEUTRAL		2-4-0		3-2-0		5-1-0									
10-13-0		0-4-0		0-0-0		NON-CONFERENCE		2-4-0		3-3-0		5-2-0									
0-0-0		0-0-0		0-0-0		HOME		0-0-0		0-0-0		0-0-0									
0-4-0		0-2-0		0-0-		AWAY		0-0-0		0-1-0		0-1-0									
10-9-0		0-2-0		0-0-0		NEUTRAL		2-4-0		3-2-0		5-1-0									
5-7-0		0-0-0		0-0-0		CONFERENCE		0-0-0		3-3-0		2-4-0									
3-3-0		0-0-0		0-0-0		HOME		0-0-0		1-2-0		2-1-0									
2-4-0		0-0-0		0-0-0		AWAY		0-0-0		2-1-0		0-3-0									
0-0-0		0-0-0		0-0-0		NEUTRAL		0-0-0		0-0-0		0-0-0									
RPI	S	Opponent		Score		RPI	S	Opponent		Score		RPI	S	Opponent		Score					
1	N	California		0	5					51	N	Boston U.		3	5	105	N	UC Santa Barbara		2	1
24	A	Stanford		2	3					67	N	McNeese St.		1	2	106	N	Western Mich.		2	1
24	A	Stanford		0	3					68	N	Pacific		2	3	122	H	Creighton		7	4
25	N	Syracuse		0	5					68	N	Pacific		5	3	122	H	Creighton		1	2
										85	N	Kennesaw St.		1	10	122	H	Creighton		3	11
										90	N	Indiana		3	2	126	N	Central Conn. St.		6	11
																128	A	Missouri St.		2	4
																128	A	Missouri St.		5	0
																128	A	Missouri St.		6	1
																132	N	Villanova		8	7
																136	A	Western Ill.		4	5
																145	N	Central Ark.		1	10
																163	N	Nevada		12	7
																168	A	SIU Edwardsville		3	4
																170	N	LIU Brooklyn		6	4
																186	A	Drake		0	3
																186	A	Drake		2	3
																186	A	Drake		0	1
																231	H	Evansville		1	5
																231	H	Evansville		6	0
																231	H	Evansville		2	1
																244	N	Idaho St.		1	16
																250	N	Southeastern La.		6	3
																266	N	Alabama St.		7	6
																267	N	Wagner		2	0
LAST 10 GAMES																					
				128	A	Missouri St.		5	0				231	H	Evansville		1	5			
				128	A	Missouri St.		2	4				136	A	Western Ill.		4	5			
				128	A	Missouri St.		6	1				186	A	Drake		0	1			
				231	H	Evansville		2	1				186	A	Drake		2	3			
				231	H	Evansville		6	0				186	A	Drake		0	3			

Non-Div. I Games:

Bradley

Average RPI Win: 193		WON-LOST	WINNING	LAST 10	STRENGTH OF		OPP. STRENGTH	TEAM	ADJ	CONF.	ADJ CONF.
Average RPI Loss: 96		RECORD	PCT. RANK	GAMES	SCHEDULE		OF SCHEDULE	RPI	RPI	RPI	RPI
DIV. I ONLY		13-22-0	.37143	211	8-2-0		90	162	161	.48037	158
DIV. I NON-CONF.		7-18-0	.28	236	4-0-0		82	100	192	.46703	188
TOTALS		RPI 1-25	RPI 26-50		W-L RECORDS		RPI 51-100		RPI 101-150		RPI 150+
13-22-0		0-2-0	0-0-0		OVERALL		0-12-0		3-3-0		10-5-0
4-6-0		0-0-0	0-0-0		HOME		0-4-0		2-1-0		2-1-0
6-8-0		0-0-0	0-0-0		AWAY		0-5-0		1-0-0		5-3-0
3-8-0		0-2-0	0-0-0		NEUTRAL		0-3-0		0-2-0		3-1-0
7-18-0		0-2-0	0-0-0		NON-CONFERENCE		0-12-0		1-2-0		6-2-0
0-4-0		0-0-0	0-0-0		HOME		0-4-0		0-0-0		0-0-0
5-6-0		0-0-0	0-0-		AWAY		0-5-0		1-0-0		4-1-0
2-8-0		0-2-0	0-0-0		NEUTRAL		0-3-0		0-2-0		2-1-0
6-4-0		0-0-0	0-0-0		CONFERENCE		0-0-0		2-1-0		4-3-0
4-2-0		0-0-0	0-0-0		HOME		0-0-0		2-1-0		2-1-0
1-2-0		0-0-0	0-0-0		AWAY		0-0-0		0-0-0		1-2-0
1-0-0		0-0-0	0-0-0		NEUTRAL		0-0-0		0-0-0		1-0-0
RPI S	Opponent	Score	RPI S	Opponent	Score	RPI S	Opponent	Score	RPI S	Opponent	Score
1 N	California	1 14				52 N	Purdue	0 3	134 N	UMKC	0 2
9 N	Oregon	0 6				55 N	San Diego St.	2 10	134 N	UMKC	0 1
						56 A	Fresno St.	1 9	135 H	Loyola Chicago	4 0
						56 A	Fresno St.	1 12	135 H	Loyola Chicago	2 0
						64 H	Miami (OH)	0 9	135 H	Loyola Chicago	4 5
						64 H	Miami (OH)	1 5	144 A	Michigan St.	8 1
						66 A	Arkansas	1 3	155 A	Youngstown St.	5 6
						66 A	Arkansas	5 6	155 A	Youngstown St.	5 4
						71 A	Lipscomb	0 1	155 A	Youngstown St.	1 4
						83 N	Connecticut	8 10	161 A	Eastern Ill.	1 2
						93 H	IPFW	1 4	161 A	Eastern Ill.	1 0
						93 H	IPFW	1 3	186 N	Drake	3 0
									203 N	Samford	3 4
									213 H	Ill.-Chicago	9 0
									213 H	Ill.-Chicago	4 8
									213 H	Ill.-Chicago	4 3
									224 A	Indiana St.	8 4
									224 A	Indiana St.	6 0
									231 A	Evansville	3 2
									235 N	IUPUI	5 1
									258 N	Detroit	8 0
			LAST 10 GAMES								
			213 H	Ill.-Chicago	4 8	135 H	Loyola Chicago	4 0			
			213 H	Ill.-Chicago	9 0	135 H	Loyola Chicago	4 5			
			213 H	Ill.-Chicago	4 3	135 H	Loyola Chicago	2 0			
			224 A	Indiana St.	6 0	144 A	Michigan St.	8 1			
			224 A	Indiana St.	8 4	161 A	Eastern Ill.	1 0			

Non-Div. I Games:

Butler

Average RPI Win:	218	WON-LOST RECORD	WINNING PCT. RANK	LAST 10 GAMES	STRENGTH OF SCHEDULE	OPP. STRENGTH OF SCHEDULE	TEAM RPI	ADJ RPI	CONF. RPI	ADJ CONF. RPI	
Average RPI Loss:	106										
DIV. I ONLY	14-14-0	.5	134	5-5-0	168	204	158	.48016	159	19	19
DIV. I NON-CONF.	10-10-0	.5	128	1-1-0	193	221	169	.47675	172	18	19
<hr/>											
TOTALS	RPI 1-25	RPI 26-50		W-L RECORDS	RPI 51-100		RPI 101-150		RPI 150+		
14-14-0	0-0-0	0-2-0		OVERALL	1-5-0		0-6-0		13-1-0		
2-4-0	0-0-0	0-2-0		HOME	0-0-0		0-2-0		2-0-0		
4-2-0	0-0-0	0-0-0		AWAY	1-1-0		0-1-0		3-0-0		
8-8-0	0-0-0	0-0-0		NEUTRAL	0-4-0		0-3-0		8-1-0		
10-10-0	0-0-0	0-0-0		NON-CONFERENCE	1-5-0		0-4-0		9-1-0		
0-0-0	0-0-0	0-0-0		HOME	0-0-0		0-0-0		0-0-0		
2-2-0	0-0-0	0-0-		AWAY	1-1-0		0-1-0		1-0-0		
8-8-0	0-0-0	0-0-0		NEUTRAL	0-4-0		0-3-0		8-1-0		
4-4-0	0-0-0	0-2-0		CONFERENCE	0-0-0		0-2-0		4-0-0		
2-4-0	0-0-0	0-2-0		HOME	0-0-0		0-2-0		2-0-0		
2-0-0	0-0-0	0-0-0		AWAY	0-0-0		0-0-0		2-0-0		
0-0-0	0-0-0	0-0-0		NEUTRAL	0-0-0		0-0-0		0-0-0		
RPI	S	Opponent	Score	RPI	S	Opponent	Score	RPI	S	Opponent	Score
				39	H	Massachusetts	2 8	67	N	McNeese St.	0 3
				39	H	Massachusetts	0 10	67	N	McNeese St.	0 2
								70	N	Ohio St.	2 8
								74	A	North Florida	4 3
								75	A	S.C. Upstate	0 9
								86	N	Mercer	0 8
								124	N	Delaware St.	2 5
								125	H	Saint Louis	1 4
								125	H	Saint Louis	1 5
								133	N	Ohio	4 21
								133	N	Ohio	0 3
								141	A	Stetson	2 3
								191	A	Dayton	8 6
								191	A	Dayton	4 0
								207	N	Bethune-Cookman	9 7
								207	N	Bethune-Cookman	3 0
								207	N	Bethune-Cookman	3 0
								217	N	Belmont	7 1
								236	A	Tennessee St.	3 1
								239	H	Rhode Island	6 5
								239	H	Rhode Island	3 1
								258	N	Detroit	6 3
								260	N	Mt. St. Mary's	4 3
								260	N	Mt. St. Mary's	0 7
								260	N	Mt. St. Mary's	9 0
								260	N	Mt. St. Mary's	6 0
LAST 10 GAMES											
				39	H	Massachusetts	2 8	125	H	Saint Louis	1 4
				39	H	Massachusetts	0 10	191	A	Dayton	8 6
				239	H	Rhode Island	6 5	191	A	Dayton	4 0
				239	H	Rhode Island	3 1	70	N	Ohio St.	2 8
				125	H	Saint Louis	1 5	236	A	Tennessee St.	3 1

Non-Div. I Games:

St. Bonaventure

Average RPI Win:	123	WON-LOST	WINNING	LAST 10	STRENGTH OF	OPP. STRENGTH	TEAM	ADJ	CONF.	ADJ CONF.						
Average RPI Loss:	86	RECORD	PCT. RANK	GAMES	SCHEDULE	OF SCHEDULE	RPI	RPI	RPI	RPI						
DIV. I ONLY		8-25-0	.24242	263	1-8-0	42	85	168	.47956	160	12	12				
DIV. I NON-CONF.		7-20-0	.25926	245	0-3-0	12	60	135	.50307	128	12	12				
<hr/>																
TOTALS	RPI 1-25	RPI 26-50		W-L RECORDS		RPI 51-100		RPI 101-150		RPI 150+						
8-25-0	0-6-0	3-1-0		OVERALL		0-9-0		0-6-0		5-3-0						
1-9-0	0-2-0	0-0-0		HOME		0-5-0		0-0-0		1-2-0						
0-5-0	0-2-0	0-0-0		AWAY		0-0-0		0-3-0		0-0-0						
7-11-0	0-2-0	3-1-0		NEUTRAL		0-4-0		0-3-0		4-1-0						
<hr/>																
7-20-0	0-6-0	3-1-0		NON-CONFERENCE		0-9-0		0-3-0		4-1-0						
0-7-0	0-2-0	0-0-0		HOME		0-5-0		0-0-0		0-0-0						
0-2-0	0-2-0	0-0-		AWAY		0-0-0		0-0-0		0-0-0						
7-11-0	0-2-0	3-1-0		NEUTRAL		0-4-0		0-3-0		4-1-0						
<hr/>																
1-5-0	0-0-0	0-0-0		CONFERENCE		0-0-0		0-3-0		1-2-0						
1-2-0	0-0-0	0-0-0		HOME		0-0-0		0-0-0		1-2-0						
0-3-0	0-0-0	0-0-0		AWAY		0-0-0		0-3-0		0-0-0						
0-0-0	0-0-0	0-0-0		NEUTRAL		0-0-0		0-0-0		0-0-0						
<hr/>																
RPI	S	Opponent	Score		RPI	S	Opponent	Score		RPI	S	Opponent	Score			
1	N	California	1	4	28	N	Texas Tech	3	0	54	N	Boise St.	1	7		
3	A	Arizona St.	0	8	32	N	Georgia Tech	5	8	71	H	Lipscomb	3	12		
9	N	Oregon	1	11	41	N	New Mexico	4	2	71	H	Lipscomb	1	2		
20	H	UCLA	0	14	49	N	Nebraska	14	7	78	N	Ole Miss	4	6		
20	H	UCLA	5	14						79	H	UNLV	1	4		
24	A	Stanford	0	10						98	H	Ball St.	2	3		
										98	H	Ball St.	4	9		
										99	N	San Jose St.	3	15		
										99	N	San Jose St.	4	8		
												154	H	Cal St. Fullerton	2	10
												20	H	UCLA	5	14
												20	H	UCLA	0	14
												79	H	UNLV	1	4
												71	H	Lipscomb	3	12

Non-Div. I Games:

Cal Poly

Average RPI Win:	199	WON-LOST RECORD	WINNING PCT. RANK	LAST 10 GAMES	STRENGTH OF SCHEDULE	OPP. STRENGTH OF SCHEDULE	TEAM RPI	ADJ RPI	CONF. RPI	ADJ CONF. RPI		
DIV. I ONLY		20-15-0	.57143	100	7-3-0	245	172	164	.47931	161	22	22
DIV. I NON-CONF.		10-9-0	.52632	118	0-1-0	243	138	174	.47739	170	21	21
<hr/>												
TOTALS	RPI 1-25	RPI 26-50		W-L RECORDS		RPI 51-100		RPI 101-150		RPI 150+		
20-15-0	0-0-0	0-1-0		OVERALL		1-3-0		4-6-0		15-5-0		
5-4-0	0-0-0	0-0-0		HOME		0-0-0		3-2-0		2-2-0		
11-7-0	0-0-0	0-1-0		AWAY		0-1-0		1-4-0		10-1-0		
4-4-0	0-0-0	0-0-0		NEUTRAL		1-2-0		0-0-0		3-2-0		
<hr/>												
10-9-0	0-0-0	0-1-0		NON-CONFERENCE		1-3-0		2-2-0		7-3-0		
2-2-0	0-0-0	0-0-0		HOME		0-0-0		1-1-0		1-1-0		
4-3-0	0-0-0	0-0-		AWAY		0-1-0		1-1-0		3-0-0		
4-4-0	0-0-0	0-0-0		NEUTRAL		1-2-0		0-0-0		3-2-0		
<hr/>												
10-6-0	0-0-0	0-0-0		CONFERENCE		0-0-0		2-4-0		8-2-0		
3-2-0	0-0-0	0-0-0		HOME		0-0-0		2-1-0		1-1-0		
7-4-0	0-0-0	0-0-0		AWAY		0-0-0		0-3-0		7-1-0		
0-0-0	0-0-0	0-0-0		NEUTRAL		0-0-0		0-0-0		0-0-0		
<hr/>												
RPI	S	Opponent	Score	RPI	S	Opponent	Score	RPI	S	Opponent	Score	
				33	A	Mississippi St.	0 8	61	N	Chattanooga	5 4	
								69	A	Georgia St.	0 7	
								86	N	Mercer	0 2	
								86	N	Mercer	6 9	
								123	A	Middle Tenn.	2 3	
								123	A	Middle Tenn.	2 1	
								128	H	Missouri St.	3 8	
								128	H	Missouri St.	5 4	
								139	H	Murray St.	5 4	
								139	H	Murray St.	8 2	
								139	H	Murray St.	0 3	
								143	A	Jacksonville St.	0 5	
								143	A	Jacksonville St.	1 7	
								143	A	Jacksonville St.	2 5	
								158	H	Butler	2 1	
								158	H	Butler	0 1	
								164	N	Louisiana Tech	0 2	
								164	N	Louisiana Tech	6 8	
								168	A	SIU Edwardsville	4 9	
								168	H	SIU Edwardsville	4 1	
								168	H	SIU Edwardsville	0 4	
								203	A	Samford	3 1	
								203	A	Samford	4 1	
								203	N	Samford	5 4	
								230	A	Southeast Mo. St.	5 3	
								230	A	Southeast Mo. St.	3 2	
				LAST 10 GAMES								
				236	A	Tennessee St.	4 0	139	H	Murray St.	0 3	
				236	A	Tennessee St.	5 3	139	H	Murray St.	8 2	
				236	A	Tennessee St.	7 3	139	H	Murray St.	5 4	
				230	A	Southeast Mo. St.	5 3	168	A	SIU Edwardsville	4 9	
				230	A	Southeast Mo. St.	3 2	158	H	Butler	0 1	
								235	N	IUPUI	3 0	
								236	A	Tennessee St.	5 3	
								236	A	Tennessee St.	4 0	
								236	A	Tennessee St.	7 3	
								249	A	Morehead St.	5 0	

Non-Div. I Games:

Eastern Ill.

RPI	S	Opponent	Score	
249	A	Morehead St.	3	1
259	N	Savannah St.	8	3
287	A	Alabama A&M	8	0

Eastern Ill.

E
a
s
t
e
r
n
I
l
l
.

E
a
s
t
e
r
n
I
l
l
.

Average RPI Win:		187	WON-LOST	WINNING	LAST 10	STRENGTH OF		OPP. STRENGTH	TEAM	ADJ		CONF.	ADJ CONF.
Average RPI Loss:		102	RECORD	PCT. RANK	GAMES	SCHEDULE		OF SCHEDULE	RPI	RPI		RPI	RPI
DIV. I ONLY			18-20-0	.47368	150	5-5-0		166	145	160		.47879	162
DIV. I NON-CONF.			17-15-0	.53125	117	4-0-0		192	167	143		.49035	145
TOTALS		RPI 1-25	RPI 26-50		W-L RECORDS		RPI 51-100		RPI 101-150		RPI 150+		
18-20-0		0-2-0	0-0-0		OVERALL		0-8-0		5-8-0		13-2-0		
16-9-0		0-0-0	0-0-0		HOME		0-4-0		4-4-0		12-1-0		
1-3-0		0-0-0	0-0-0		AWAY		0-1-0		1-2-0		0-0-0		
1-8-0		0-2-0	0-0-0		NEUTRAL		0-3-0		0-2-0		1-1-0		
17-15-0		0-2-0	0-0-0		NON-CONFERENCE		0-5-0		4-6-0		13-2-0		
16-6-0		0-0-0	0-0-0		HOME		0-1-0		4-4-0		12-1-0		
0-1-0		0-0-0	0-0-		AWAY		0-1-0		0-0-0		0-0-0		
1-8-0		0-2-0	0-0-0		NEUTRAL		0-3-0		0-2-0		1-1-0		
1-5-0		0-0-0	0-0-0		CONFERENCE		0-3-0		1-2-0		0-0-0		
0-3-0		0-0-0	0-0-0		HOME		0-3-0		0-0-0		0-0-0		
1-2-0		0-0-0	0-0-0		AWAY		0-0-0		1-2-0		0-0-0		
0-0-0		0-0-0	0-0-0		NEUTRAL		0-0-0		0-0-0		0-0-0		
RPI S	Opponent	Score	RPI S	Opponent	Score	RPI S	Opponent	Score	RPI S	Opponent	Score		
1 N	California	0 10				56 A	Fresno St.	3 7	109 H	Loyola Marymount	6 7		
10 N	Hawaii	0 8				57 N	Utah	1 9	116 H	Portland St.	5 0		
						68 H	Pacific	8 9	116 H	Portland St.	8 0		
						68 H	Pacific	2 3	119 H	Quinnipiac	3 2		
						68 H	Pacific	1 9	119 H	Quinnipiac	2 3		
						73 N	North Dakota St.	4 5	120 A	UC Davis	8 0		
						80 H	South Carolina	4 9	120 A	UC Davis	1 3		
						99 N	San Jose St.	1 9	120 A	UC Davis	1 9		
									131 H	Colorado St.	2 10		
									131 H	Colorado St.	3 1		
									138 N	Sacramento St.	4 9		
									138 N	Sacramento St.	0 2		
									144 H	Michigan St.	6 15		
									175 H	CSU Bakersfield	2 1		
									175 H	CSU Bakersfield	4 3		
									176 H	Eastern Ky.	16 8		
									176 H	Eastern Ky.	7 6		
									187 N	Utah St.	1 5		
									190 H	Saint Joseph's	2 1		
									190 H	Saint Joseph's	4 0		
									202 H	Maine	4 3		
									213 H	Ill.-Chicago	9 1		
									233 N	Toledo	6 3		
									244 H	Idaho St.	3 2		
									256 H	Santa Clara	7 4		
									262 H	South Dakota	12 4		
									262 H	South Dakota	4 7		
			LAST 10 GAMES										
			68 H	Pacific	8 9	120 A	UC Davis	8 0					
			68 H	Pacific	1 9	175 H	CSU Bakersfield	4 3					
			68 H	Pacific	2 3	175 H	CSU Bakersfield	2 1					
			120 A	UC Davis	1 9	131 H	Colorado St.	3 1					
			120 A	UC Davis	1 3	256 H	Santa Clara	7 4					

Non-Div. I Games:

UC Riverside

RPI	S	Opponent	Score	
268	H	Brown	3	1

UC Riverside

U
C
R
i
v
e
r
s
i
d
e

U
C
R
i
v
e
r
s
i
d
e

Average RPI Win:		175	WON-LOST RECORD		WINNING PCT. RANK	LAST 10 GAMES	STRENGTH OF SCHEDULE		OPP. STRENGTH OF SCHEDULE	TEAM RPI	ADJ RPI	CONF. RPI	ADJ CONF. RPI
Average RPI Loss:		110											
DIV. I ONLY			18-19-0		.48649 144	7-3-0	176		107	152	.47848 164	9	9
DIV. I NON-CONF.			13-16-0		.44828 159	2-0-0	171		142	166	.47409 180	9	9
TOTALS		RPI 1-25	RPI 26-50		W-L RECORDS		RPI 51-100		RPI 101-150		RPI 150+		
18-19-0		0-4-0	0-5-0		OVERALL		4-2-0		0-2-0		14-6-0		
7-2-0		0-0-0	0-0-0		HOME		3-0-0		0-1-0		4-1-0		
2-9-0		0-2-0	0-4-0		AWAY		0-2-0		0-1-0		2-0-0		
9-8-0		0-2-0	0-1-0		NEUTRAL		1-0-0		0-0-0		8-5-0		
13-16-0		0-4-0	0-5-0		NON-CONFERENCE		1-0-0		0-2-0		12-5-0		
2-1-0		0-0-0	0-0-0		HOME		0-0-0		0-1-0		2-0-0		
2-7-0		0-2-0	0-0-0		AWAY		0-0-0		0-1-0		2-0-0		
9-8-0		0-2-0	0-1-0		NEUTRAL		1-0-0		0-0-0		8-5-0		
5-3-0		0-0-0	0-0-0		CONFERENCE		3-2-0		0-0-0		2-1-0		
5-1-0		0-0-0	0-0-0		HOME		3-0-0		0-0-0		2-1-0		
0-2-0		0-0-0	0-0-0		AWAY		0-2-0		0-0-0		0-0-0		
0-0-0		0-0-0	0-0-0		NEUTRAL		0-0-0		0-0-0		0-0-0		
RPI S	Opponent	Score	RPI S	Opponent	Score	RPI S	Opponent	Score	RPI S	Opponent	Score		
6 A	La.-Lafayette	0 9	26 A	Auburn	0 3	88 H	New Mexico St.	4 0	145 A	Central Ark.	3 4		
19 A	LSU	0 8	33 A	Mississippi St.	0 8	88 H	New Mexico St.	5 1	145 H	Central Ark.	7 9		
21 N	Michigan	6 7	37 A	Baylor	1 3	88 H	New Mexico St.	6 2	161 N	Eastern Ill.	8 6		
21 N	Michigan	4 5	37 A	Baylor	1 3	91 N	Penn St.	4 2	161 N	Eastern Ill.	2 0		
			44 N	Northwestern	6 10	99 A	San Jose St.	0 7	174 N	Mississippi Val.	7 5		
						99 A	San Jose St.	2 4	187 H	Utah St.	10 1		
									187 H	Utah St.	5 1		
									187 H	Utah St.	0 4		
									193 H	Texas-Arlington	8 0		
									193 H	Texas-Arlington	2 1		
									203 N	Samford	8 2		
									208 N	Drexel	6 7		
									209 A	Southern Miss.	13 6		
									219 N	Northwestern St.	7 5		
									222 A	Stephen F. Austin	6 5		
									225 N	UTEP	5 0		
									227 N	George Washington	4 2		
									231 N	Evansville	3 11		
									232 N	Presbyterian	2 7		
									235 N	IUPUI	2 1		
									238 N	Nicholls St.	2 5		
									271 N	Columbia	4 5		
			LAST 10 GAMES										
			88 H	New Mexico St.	5 1	187 H	Utah St.	5 1					
			88 H	New Mexico St.	4 0	187 H	Utah St.	10 1					
			88 H	New Mexico St.	6 2	187 H	Utah St.	0 4					
			99 A	San Jose St.	2 4	193 H	Texas-Arlington	8 0					
			99 A	San Jose St.	0 7	193 H	Texas-Arlington	2 1					

Non-Div. I Games:

Louisiana Tech

Average RPI Win: 119		WON-LOST	WINNING	LAST 10	STRENGTH OF		OPP. STRENGTH	TEAM	ADJ		CONF.	ADJ CONF.
Average RPI Loss: 67		RECORD	PCT. RANK	GAMES	SCHEDULE		OF SCHEDULE	RPI	RPI		RPI	RPI
DIV. I ONLY		7-29-0	.19444	273	22		57	167	.47816		165	12
DIV. I NON-CONF.		5-25-0	.16667	270	10		39	168	.48005		162	12
TOTALS		RPI 1-25	RPI 26-50		W-L RECORDS		RPI 51-100		RPI 101-150		RPI 150+	
7-29-0		0-7-0	0-7-0		OVERALL		4-6-0		0-7-0		3-2-0	
1-10-0		0-0-0	0-4-0		HOME		0-2-0		0-3-0		1-1-0	
2-3-0		0-0-0	0-0-0		AWAY		2-1-0		0-2-0		0-0-0	
4-16-0		0-7-0	0-3-0		NEUTRAL		2-3-0		0-2-0		2-1-0	
5-25-0		0-7-0	0-7-0		NON-CONFERENCE		2-5-0		0-4-0		3-2-0	
1-7-0		0-0-0	0-4-0		HOME		0-2-0		0-0-0		1-1-0	
0-2-0		0-0-0	0-0-		AWAY		0-0-0		0-2-0		0-0-0	
4-16-0		0-7-0	0-3-0		NEUTRAL		2-3-0		0-2-0		2-1-0	
2-4-0		0-0-0	0-0-0		CONFERENCE		2-1-0		0-3-0		0-0-0	
0-3-0		0-0-0	0-0-0		HOME		0-0-0		0-3-0		0-0-0	
2-1-0		0-0-0	0-0-0		AWAY		2-1-0		0-0-0		0-0-0	
0-0-0		0-0-0	0-0-0		NEUTRAL		0-0-0		0-0-0		0-0-0	
RPI S	Opponent	Score	RPI S	Opponent	Score	RPI S	Opponent	Score	RPI S	Opponent	Score	
1 N	California	0 7	27 H	Oregon St.	1 13	54 N	Boise St.	3 5	106 N	Western Mich.	0 9	
4 N	Texas	0 4	27 H	Oregon St.	1 5	55 N	San Diego St.	1 7	109 A	Loyola Marymount	1 2	
10 N	Hawaii	0 8	30 N	BYU	1 4	56 N	Fresno St.	8 5	109 A	Loyola Marymount	0 9	
13 N	Arizona	0 8	30 N	BYU	1 11	57 N	Utah	2 12	118 N	San Diego	2 3	
19 N	LSU	0 11	41 H	New Mexico	10 12	68 A	Pacific	5 4	120 H	UC Davis	0 1	
24 N	Stanford	1 13	41 H	New Mexico	1 5	68 A	Pacific	4 3	120 H	UC Davis	0 3	
25 N	Syracuse	2 10	49 N	Nebraska	2 10	68 A	Pacific	1 9	120 H	UC Davis	0 2	
						89 N	Iowa	1 0	163 N	Nevada	4 3	
						94 H	Harvard	0 3	187 N	Utah St.	9 12	
						94 H	Harvard	2 5	187 N	Utah St.	4 2	
									202 H	Maine	0 1	
									202 H	Maine	2 1	
LAST 10 GAMES												
			41 H	New Mexico	10 12	68 A	Pacific	5 4				
			41 H	New Mexico	1 5	68 A	Pacific	1 9				
			120 H	UC Davis	0 3	68 A	Pacific	4 3				
			120 H	UC Davis	0 2	27 H	Oregon St.	1 5				
			120 H	UC Davis	0 1	27 H	Oregon St.	1 13				

Non-Div. I Games:

Cal St. Northridge

C
h
a
r
l
o
t
t
e

Charlotte

Average RPI Win:	232	WON-LOST	WINNING	LAST 10	STRENGTH OF	OPP. STRENGTH	TEAM	ADJ	CONF.	ADJ CONF.
Average RPI Loss:	140	RECORD	PCT. RANK	GAMES	SCHEDULE	OF SCHEDULE	RPI	RPI	RPI	RPI
DIV. I ONLY		20-13-0	.60606 84	7-3-0	246	248	165	.47782 167	27	27
DIV. I NON-CONF.		15-10-0	.6 81	2-0-0	248	247	156	.48504 152	27	27
TOTALS	RPI 1-25	RPI 26-50	W-L RECORDS	RPI 51-100	RPI 101-150	RPI 150+				
20-13-0	0-0-0	0-1-0	OVERALL	0-4-0	3-2-0	17-6-0				
10-2-0	0-0-0	0-0-0	HOME	0-0-0	1-1-0	9-1-0				
2-7-0	0-0-0	0-1-0	AWAY	0-2-0	1-1-0	1-3-0				
8-4-0	0-0-0	0-0-0	NEUTRAL	0-2-0	1-0-0	7-2-0				
15-10-0	0-0-0	0-1-0	NON-CONFERENCE	0-2-0	3-2-0	12-5-0				
6-2-0	0-0-0	0-0-0	HOME	0-0-0	1-1-0	5-1-0				
1-4-0	0-0-0	0-0-	AWAY	0-0-0	1-1-0	0-2-0				
8-4-0	0-0-0	0-0-0	NEUTRAL	0-2-0	1-0-0	7-2-0				
5-3-0	0-0-0	0-0-0	CONFERENCE	0-2-0	0-0-0	5-1-0				
4-0-0	0-0-0	0-0-0	HOME	0-0-0	0-0-0	4-0-0				
1-3-0	0-0-0	0-0-0	AWAY	0-2-0	0-0-0	1-1-0				
0-0-0	0-0-0	0-0-0	NEUTRAL	0-0-0	0-0-0	0-0-0				
RPI S Opponent Score	RPI S Opponent Score	RPI S Opponent Score	RPI S Opponent Score	RPI S Opponent Score	RPI S Opponent Score	RPI S Opponent Score				
	42 A UCF	3 8	76 N Jacksonville	0 9	132 H Villanova	2 3				
			76 N Jacksonville	0 5	132 H Villanova	3 1				
			94 A Harvard	3 4	141 N Stetson	3 2				
			94 A Harvard	1 10	148 A Temple	6 9				
					148 A Temple	5 4				
					152 A Lehigh	0 2				
					152 A Lehigh	0 3				
					190 H Saint Joseph's	1 0				
					190 H Saint Joseph's	1 3				
					196 H Army	6 3				
					213 N Ill.-Chicago	3 4				
					220 N Sacred Heart	2 0				
					222 N Akron	2 6				
					224 N Indiana St.	2 0				
					234 A Dartmouth	0 1				
					234 A Dartmouth	6 2				
					243 H Rider	9 1				
					251 H La Salle	5 1				
					251 H La Salle	8 0				
					258 N Detroit	6 2				
					262 N South Dakota	1 0				
					262 N South Dakota	3 2				
					268 H Brown	7 4				
					268 H Brown	5 4				
					268 H Brown	7 4				
					272 H Yale	1 0				
					272 H Yale	14 3				
					277 N Manhattan	9 1				
LAST 10 GAMES										
	94 A Harvard	1 10	272 H Yale	1 0	268 H Brown	5 4	272 H Yale	1 0	272 H Yale	14 3
	94 A Harvard	3 4	268 H Brown	5 4	268 H Brown	7 4	272 H Yale	1 0	272 H Yale	14 3
	234 A Dartmouth	6 2	268 H Brown	7 4	251 H La Salle	5 1	272 H Yale	1 0	272 H Yale	14 3
	234 A Dartmouth	0 1	251 H La Salle	5 1	251 H La Salle	8 0	277 N Manhattan	9 1	277 N Manhattan	9 1
	272 H Yale	14 3	251 H La Salle	8 0	277 N Manhattan	9 1				

Non-Div. I Games:

Penn




Through Games Of Through April 8, 2012

Penn

Penn

SIU Edwardsville

I
o
n
a

 Tie,  Loss,  Non-Conf, S Site, H Home, A Away, N Neutral Page 187

Average RPI Win: 177		WON-LOST	WINNING	LAST 10	STRENGTH OF		OPP. STRENGTH	TEAM	ADJ	CONF.	ADJ CONF.
Average RPI Loss: 88		RECORD	PCT. RANK	GAMES	SCHEDULE		OF SCHEDULE	RPI	RPI	RPI	RPI
DIV. I ONLY		14-30-0	.31818	230	6-4-0		81	100	170	.47626	170
DIV. I NON-CONF.		8-26-0	.23529	254	0-2-0		88	54	199	.45932	198
TOTALS		RPI 1-25	RPI 26-50		W-L RECORDS		RPI 51-100		RPI 101-150		RPI 150+
14-30-0		0-4-0	0-5-0		OVERALL		2-11-0		2-6-0		10-4-0
4-4-0		0-0-0	0-0-0		HOME		0-0-0		1-3-0		3-1-0
3-3-0		0-1-0	0-0-0		AWAY		0-1-0		0-1-0		3-0-0
7-23-0		0-3-0	0-5-0		NEUTRAL		2-10-0		1-2-0		4-3-0
8-26-0		0-4-0	0-5-0		NON-CONFERENCE		2-11-0		1-3-0		5-3-0
0-0-0		0-0-0	0-0-0		HOME		0-0-0		0-0-0		0-0-0
1-3-0		0-1-0	0-0-		AWAY		0-1-0		0-1-0		1-0-0
7-23-0		0-3-0	0-5-0		NEUTRAL		2-10-0		1-2-0		4-3-0
6-4-0		0-0-0	0-0-0		CONFERENCE		0-0-0		1-3-0		5-1-0
4-4-0		0-0-0	0-0-0		HOME		0-0-0		1-3-0		3-1-0
2-0-0		0-0-0	0-0-0		AWAY		0-0-0		0-0-0		2-0-0
0-0-0		0-0-0	0-0-0		NEUTRAL		0-0-0		0-0-0		0-0-0
RPI S	Opponent	Score	RPI S	Opponent	Score	RPI S	Opponent	Score	RPI S	Opponent	Score
5 N	Florida	0 8	29 N	Virginia Tech	2 5	51 N	Boston U.	4 3	104 N	Maryland	1 3
18 A	South Fla.	2 10	30 N	BYU	4 11	60 N	Illinois St.	0 9	112 N	Fla. Gulf Coast	1 7
21 N	Michigan	0 4	31 N	Notre Dame	0 5	62 A	Hofstra	2 3	114 A	Stony Brook	0 7
24 N	Stanford	0 3	44 N	Northwestern	3 4	71 N	Lipscomb	5 13	119 H	Quinnipiac	4 13
			46 N	Kentucky	1 2	74 N	North Florida	2 8	119 H	Quinnipiac	5 4
						81 N	Rutgers	0 1	140 H	Robert Morris	3 10
						82 N	UNI	5 1	140 H	Robert Morris	2 8
						85 N	Kennesaw St.	0 1	146 N	Long Beach St.	5 2
						87 N	Coastal Caro.	0 1	156 H	Fairleigh Dickinson	14 7
						88 N	New Mexico St.	1 7	156 H	Fairleigh Dickinson	5 4
						89 N	Iowa	0 7	157 N	Bradley	4 6
						91 N	Penn St.	2 8	171 A	Fla. Atlantic	7 2
						98 N	Ball St.	1 8	200 N	East Tenn. St.	5 1
									202 N	Maine	0 1
									210 H	Saint Francis (PA)	3 2
									210 H	Saint Francis (PA)	3 5
									211 N	Florida A&M	3 1
									215 N	Wright St.	4 8
									233 N	Toledo	10 1
									246 A	Bryant	18 4
									246 A	Bryant	6 3
									252 N	Canisius	9 3
			LAST 10 GAMES								
			156 H	Fairleigh Dickinson	14 7	246 A	Bryant	6 3			
			156 H	Fairleigh Dickinson	5 4	246 A	Bryant	18 4			
			119 H	Quinnipiac	4 13	62 A	Hofstra	2 3			
			119 H	Quinnipiac	5 4	210 H	Saint Francis (PA)	3 2			
			114 A	Stony Brook	0 7	210 H	Saint Francis (PA)	3 5			

Non-Div. I Games:

LIU Brooklyn

Average RPI Win: 149		WON-LOST	WINNING	LAST 10	STRENGTH OF		OPP. STRENGTH	TEAM	ADJ		CONF.	ADJ CONF.
Average RPI Loss: 81		RECORD	PCT. RANK	GAMES	SCHEDULE		OF SCHEDULE	RPI	RPI		RPI	RPI
DIV. I ONLY		12-27-0	.30769	236	2-8-0		85	77	174		.47584	171
DIV. I NON-CONF.		10-19-0	.34483	215	0-3-0		104	86	173		.47744	168
TOTALS		RPI 1-25	RPI 26-50		W-L RECORDS		RPI 51-100		RPI 101-150		RPI 150+	
12-27-0		0-4-0	1-5-0		OVERALL		2-11-0		3-3-0		6-4-0	
8-17-0		0-3-0	1-5-0		HOME		0-6-0		2-1-0		5-2-0	
2-3-0		0-0-0	0-0-0		AWAY		1-1-0		1-2-0		0-0-0	
2-7-0		0-1-0	0-0-0		NEUTRAL		1-4-0		0-0-0		1-2-0	
10-19-0		0-4-0	0-3-0		NON-CONFERENCE		2-7-0		2-1-0		6-4-0	
7-12-0		0-3-0	0-3-0		HOME		0-3-0		2-1-0		5-2-0	
1-0-0		0-0-0	0-0-0		AWAY		1-0-0		0-0-0		0-0-0	
2-7-0		0-1-0	0-0-0		NEUTRAL		1-4-0		0-0-0		1-2-0	
2-8-0		0-0-0	1-2-0		CONFERENCE		0-4-0		1-2-0		0-0-0	
1-5-0		0-0-0	1-2-0		HOME		0-3-0		0-0-0		0-0-0	
1-3-0		0-0-0	0-0-0		AWAY		0-1-0		1-2-0		0-0-0	
0-0-0		0-0-0	0-0-0		NEUTRAL		0-0-0		0-0-0		0-0-0	
RPI S	Opponent	Score	RPI S	Opponent	Score	RPI S	Opponent	Score	RPI S	Opponent	Score	
21 H	Michigan	0 2	26 H	Auburn	1 6	61 N	Chattanooga	1 7	103 A	North Texas	0 8	
23 N	North Carolina	3 8	36 H	Tulsa	5 6	65 A	FIU	0 2	103 A	North Texas	5 3	
25 H	Syracuse	0 4	45 H	South Ala.	3 8	70 N	Ohio St.	6 9	103 A	North Texas	1 9	
25 H	Syracuse	2 10	45 H	South Ala.	1 3	72 H	Minnesota	1 5	104 H	Maryland	1 4	
			45 H	South Ala.	4 3	76 H	Jacksonville	1 7	108 H	Boston College	6 1	
			46 H	Kentucky	3 6	76 H	Jacksonville	3 5	144 H	Michigan St.	4 3	
						77 H	Western Ky.	1 5	170 H	LIU Brooklyn	2 7	
						77 H	Western Ky.	3 9	180 N	Seton Hall	4 2	
						77 H	Western Ky.	0 11	184 H	Providence	0 9	
						79 A	UNLV	9 5	206 H	Colgate	6 2	
						84 N	Illinois	8 5	206 H	Colgate	3 2	
						84 N	Illinois	6 7	207 H	Bethune-Cookman	9 0	
						88 N	New Mexico St.	1 5	207 N	Bethune-Cookman	10 12	
									211 H	Florida A&M	3 2	
									211 N	Florida A&M	3 6	
									215 H	Wright St.	6 2	
LAST 10 GAMES						45 H	South Ala.	1 3				
						65 A	FIU	0 2				
						25 H	Syracuse	0 4				
						76 H	Jacksonville	1 7				
						25 H	Syracuse	2 10				

Non-Div. I Games:

Fla. Atlantic

Average RPI Win:		157	WON-LOST		WINNING		LAST 10		STRENGTH OF		OPP. STRENGTH		TEAM	ADJ		CONF.	ADJ CONF.	
Average RPI Loss:		87	RECORD		PCT. RANK		GAMES		SCHEDULE		OF SCHEDULE		RPI	RPI		RPI	RPI	
DIV. I ONLY			12-29-0		.29268	245	5-5-0		64		99		169	.47557		172	10	10
DIV. I NON-CONF.			9-17-0		.34615	213	2-0-0		73		108		155	.48322		157	10	10
TOTALS		RPI 1-25		RPI 26-50		W-L RECORDS		RPI 51-100		RPI 101-150		RPI 150+						
12-29-0		0-4-0		2-10-0		OVERALL		0-5-0		5-5-0		5-5-0						
7-8-0		0-0-0		0-0-0		HOME		0-2-0		4-4-0		3-2-0						
4-12-0		0-1-0		2-8-0		AWAY		0-1-0		0-0-0		2-2-0						
1-9-0		0-3-0		0-2-0		NEUTRAL		0-2-0		1-1-0		0-1-0						
9-17-0		0-4-0		1-2-0		NON-CONFERENCE		0-5-0		5-2-0		3-4-0						
5-4-0		0-0-0		0-0-0		HOME		0-2-0		4-1-0		1-1-0						
3-4-0		0-1-0		1-0-		AWAY		0-1-0		0-0-0		2-2-0						
1-9-0		0-3-0		0-2-0		NEUTRAL		0-2-0		1-1-0		0-1-0						
3-12-0		0-0-0		1-8-0		CONFERENCE		0-0-0		0-3-0		2-1-0						
2-4-0		0-0-0		0-0-0		HOME		0-0-0		0-3-0		2-1-0						
1-8-0		0-0-0		1-8-0		AWAY		0-0-0		0-0-0		0-0-0						
0-0-0		0-0-0		0-0-0		NEUTRAL		0-0-0		0-0-0		0-0-0						
RPI	S	Opponent		Score		RPI	S	Opponent		Score		RPI	S	Opponent		Score		
2	N	Alabama		0	8	30	N	BYU		8	14	51	N	Boston U.		3	7	
7	A	Tennessee		0	7	33	N	Mississippi St.		6	9	64	H	Miami (OH)		0	5	
10	N	Hawaii		1	9	36	A	Tulsa		2	4	79	A	UNLV		0	1	
12	N	Louisville		0	11	36	A	Tulsa		7	6	82	H	UNI		2	3	
						36	A	Tulsa		0	2	90	N	Indiana		5	8	
						43	A	UAB		3	4							
						43	A	UAB		1	3							
						43	A	UAB		0	2							
						45	A	South Ala.		3	1							
						48	A	Houston		0	8							
						48	A	Houston		1	5							
						48	A	Houston		0	8							
LAST 10 GAMES																		
						36	A	Tulsa		7	6	209	H	Southern Miss.		3	2	
						36	A	Tulsa		0	2	139	H	Murray St.		1	0	
						36	A	Tulsa		2	4	139	H	Murray St.		1	0	
						209	H	Southern Miss.		1	2	48	A	Houston		0	8	
						209	H	Southern Miss.		2	0	48	A	Houston		0	8	

Non-Div. I Games:

Memphis

Fairfield

Fairfield

Fairfield

RPI	S	Opponent	Score	
271	N	Columbia	4	1
272	H	Yale	6	2
272	H	Yale	5	4

Fairfield

F
a
i
r
f
i
e
l
d

F
a
i
r
f
i
e
l
d

Average RPI Win:		235	WON-LOST RECORD		WINNING PCT. RANK		LAST 10 GAMES		STRENGTH OF SCHEDULE		OPP. STRENGTH OF SCHEDULE		TEAM RPI		ADJ RPI		CONF. RPI		ADJ CONF. RPI	
DIV. I ONLY			19-16-0		.54286 114		8-2-0		236		199		176		.46923 174		31		31	
DIV. I NON-CONF.			12-16-0		.42857 169		1-2-0		210		101		188		.46394 194		31		31	
TOTALS		RPI 1-25		RPI 26-50		W-L RECORDS		RPI 51-100		RPI 101-150		RPI 150+								
19-16-0		0-3-0		1-4-0		OVERALL		0-3-0		1-1-0		17-5-0								
1-2-0		0-0-0		0-2-0		HOME		0-0-0		1-0-0		0-0-0								
6-6-0		0-3-0		0-1-0		AWAY		0-0-0		0-1-0		6-1-0								
12-8-0		0-0-0		1-1-0		NEUTRAL		0-3-0		0-0-0		11-4-0								
12-16-0		0-3-0		1-4-0		NON-CONFERENCE		0-3-0		1-1-0		10-5-0								
1-2-0		0-0-0		0-2-0		HOME		0-0-0		1-0-0		0-0-0								
3-6-0		0-3-0		0-0-		AWAY		0-0-0		0-1-0		3-1-0								
8-8-0		0-0-0		1-1-0		NEUTRAL		0-3-0		0-0-0		7-4-0								
7-0-0		0-0-0		0-0-0		CONFERENCE		0-0-0		0-0-0		7-0-0								
0-0-0		0-0-0		0-0-0		HOME		0-0-0		0-0-0		0-0-0								
3-0-0		0-0-0		0-0-0		AWAY		0-0-0		0-0-0		3-0-0								
4-0-0		0-0-0		0-0-0		NEUTRAL		0-0-0		0-0-0		4-0-0								
RPI	S	Opponent		Score		RPI	S	Opponent		Score		RPI	S	Opponent		Score				
6	A	La.-Lafayette		0	21	33	A	Mississippi St.		2	3	81	N	Rutgers		2	7			
19	A	LSU		0	16	33	H	Mississippi St.		3	4	81	N	Rutgers		3	4			
19	A	LSU		0	2	36	H	Tulsa		3	11	86	N	Mercer		0	8			
						40	N	Troy		3	4									
						40	N	Troy		2	1									
						LAST 10 GAMES														
						287	A	Alabama A&M		5	1	263	N	Texas Southern		3	2			
						287	A	Alabama A&M		14	0	274	N	Prairie View		6	0			
						287	A	Alabama A&M		10	1	285	N	Ark.-Pine Bluff		8	1			
						145	A	Central Ark.		0	9	288	N	Grambling		6	0			
						33	H	Mississippi St.		3	4	145	H	Central Ark.		1	0			

Non-Div. I Games:

Delta St.

4

3

Belhaven

2

3

Mississippi Val.

Average RPI Win:		149	WON-LOST RECORD		WINNING PCT. RANK		LAST 10 GAMES		STRENGTH OF SCHEDULE		OPP. STRENGTH OF SCHEDULE		TEAM RPI		ADJ RPI		CONF. RPI		ADJ CONF. RPI	
DIV. I ONLY			10-28-0		.26316 257		3-7-0		60		120		183		.46857 175		20		20	
DIV. I NON-CONF.			6-23-0		.2069 260		0-2-0		75		91		208		.45199 206		19		18	
TOTALS		RPI 1-25		RPI 26-50		W-L RECORDS		RPI 51-100		RPI 101-150		RPI 150+								
10-28-0		0-3-0		0-2-0		OVERALL		1-12-0		4-7-0		5-4-0								
4-11-0		0-1-0		0-0-0		HOME		0-4-0		3-5-0		1-1-0								
2-8-0		0-0-0		0-2-0		AWAY		1-4-0		1-0-0		0-2-0								
4-9-0		0-2-0		0-0-0		NEUTRAL		0-4-0		0-2-0		4-1-0								
6-23-0		0-3-0		0-2-0		NON-CONFERENCE		1-12-0		1-2-0		4-4-0								
1-6-0		0-1-0		0-0-0		HOME		0-4-0		0-0-0		1-1-0								
2-8-0		0-0-0		0-0-		AWAY		1-4-0		1-0-0		0-2-0								
3-9-0		0-2-0		0-0-0		NEUTRAL		0-4-0		0-2-0		3-1-0								
4-5-0		0-0-0		0-0-0		CONFERENCE		0-0-0		3-5-0		1-0-0								
3-5-0		0-0-0		0-0-0		HOME		0-0-0		3-5-0		0-0-0								
0-0-0		0-0-0		0-0-0		AWAY		0-0-0		0-0-0		0-0-0								
1-0-0		0-0-0		0-0-0		NEUTRAL		0-0-0		0-0-0		1-0-0								
RPI	S	Opponent		Score		RPI	S	Opponent		Score		RPI	S	Opponent		Score				
8	N	Oklahoma		0	6	41	A	New Mexico		11	18	57	N	Utah		2	5			
11	H	Washington		4	15	41	A	New Mexico		0	8	68	H	Pacific		3	9			
11	N	Washington		0	12							68	H	Pacific		0	10			
												72	N	Minnesota		0	10			
												79	A	UNLV		2	6			
												83	H	Connecticut		0	15			
												83	H	Connecticut		0	9			
												94	N	Harvard		0	2			
												99	A	San Jose St.		1	9			
												99	A	San Jose St.		3	4			
												99	A	San Jose St.		4	1			
												99	A	San Jose St.		3	6			
												100	N	Valparaiso		2	10			

Non-Div. I Games:

CSU Bakersfield

[illegible]

Non-Div. I Games:

Eastern Ky.

Average RPI Win:	164	WON-LOST RECORD	WINNING PCT. RANK	LAST 10 GAMES		STRENGTH OF SCHEDULE	OPP. STRENGTH OF SCHEDULE	TEAM RPI	ADJ RPI	CONF. RPI	ADJ CONF. RPI			
DIV. I ONLY		14-19-0	.42424	187	6-4-0	147	143	172	.46741	177	20	20		
DIV. I NON-CONF.		8-14-0	.36364	205	1-1-0	56	125	144	.48641	148	19	18		
<hr/>														
TOTALS	RPI 1-25	RPI 26-50			W-L RECORDS		RPI 51-100		RPI 101-150		RPI 150+			
14-19-0	0-1-0	0-3-0			OVERALL		2-5-0		4-3-0		8-7-0			
4-2-0	0-0-0	0-0-0			HOME		0-0-0		0-0-0		4-2-0			
6-7-0	0-0-0	0-0-0			AWAY		1-3-0		2-2-0		3-2-0			
4-10-0	0-1-0	0-3-0			NEUTRAL		1-2-0		2-1-0		1-3-0			
8-14-0	0-1-0	0-3-0			NON-CONFERENCE		2-5-0		4-3-0		2-2-0			
1-1-0	0-0-0	0-0-0			HOME		0-0-0		0-0-0		1-1-0			
3-5-0	0-0-0	0-0-			AWAY		1-3-0		2-2-0		0-0-0			
4-8-0	0-1-0	0-3-0			NEUTRAL		1-2-0		2-1-0		1-1-0			
6-5-0	0-0-0	0-0-0			CONFERENCE		0-0-0		0-0-0		6-5-0			
3-1-0	0-0-0	0-0-0			HOME		0-0-0		0-0-0		3-1-0			
3-2-0	0-0-0	0-0-0			AWAY		0-0-0		0-0-0		3-2-0			
0-2-0	0-0-0	0-0-0			NEUTRAL		0-0-0		0-0-0		0-2-0			
RPI	S	Opponent	Score		RPI	S	Opponent	Score		RPI	S	Opponent	Score	
8	N	Oklahoma	2	12	41	N	New Mexico	5	13	54	A	Boise St.	1	2
					41	N	New Mexico	1	12	54	A	Boise St.	2	7
					49	N	Nebraska	4	12	72	N	Minnesota	0	8
										79	A	UNLV	11	5
										82	N	UNI	0	8
										82	N	UNI	12	10
										88	A	New Mexico St.	9	13

Average RPI Win: 209		WON-LOST	WINNING	LAST 10	STRENGTH OF		OPP. STRENGTH	TEAM	ADJ	CONF.	ADJ CONF.
Average RPI Loss: 120		RECORD	PCT. RANK	GAMES	SCHEDULE		OF SCHEDULE	RPI	RPI	RPI	RPI
DIV. I ONLY		16-22-0	.42105	189	2-8-0		142	211	178	.46734	178
DIV. I NON-CONF.		13-13-0	.5	128	0-2-0		147	216	146	.4924	141
TOTALS		RPI 1-25	RPI 26-50		W-L RECORDS		RPI 51-100		RPI 101-150		RPI 150+
16-22-0	0-0-0	0-4-0		OVERALL		0-4-0		3-8-0		13-6-0	
5-3-0	0-0-0	0-0-0		HOME		0-0-0		0-1-0		5-2-0	
3-9-0	0-0-0	0-2-0		AWAY		0-0-0		0-6-0		3-1-0	
8-10-0	0-0-0	0-2-0		NEUTRAL		0-4-0		3-1-0		5-3-0	
13-13-0	0-0-0	0-4-0		NON-CONFERENCE		0-4-0		3-3-0		10-2-0	
3-1-0	0-0-0	0-0-0		HOME		0-0-0		0-1-0		3-0-0	
2-4-0	0-0-0	0-0-		AWAY		0-0-0		0-2-0		2-0-0	
8-8-0	0-0-0	0-2-0		NEUTRAL		0-4-0		3-0-0		5-2-0	
3-9-0	0-0-0	0-0-0		CONFERENCE		0-0-0		0-5-0		3-4-0	
2-2-0	0-0-0	0-0-0		HOME		0-0-0		0-0-0		2-2-0	
1-5-0	0-0-0	0-0-0		AWAY		0-0-0		0-4-0		1-1-0	
0-2-0	0-0-0	0-0-0		NEUTRAL		0-0-0		0-1-0		0-1-0	
RPI S	Opponent	Score	RPI S	Opponent	Score	RPI S	Opponent	Score	RPI S	Opponent	Score
			35 N	Kansas	0 1	52 N	Purdue	1 10	112 N	Fla. Gulf Coast	2 1
			39 N	Massachusetts	2 8	81 N	Rutgers	2 4	113 A	Utah Valley	6 10
			41 A	New Mexico	3 11	98 N	Ball St.	5 9	113 A	Utah Valley	1 11
			42 A	UCF	4 5	98 N	Ball St.	1 9	113 A	Utah Valley	5 7
									113 A	Utah Valley	1 2
									115 N	UT Martin	8 6
									131 A	Colorado St.	0 8
									131 H	Colorado St.	6 10
									138 N	Sacramento St.	2 9
									141 A	Stetson	0 6
									145 N	Central Ark.	1 0
									155 N	Youngstown St.	2 3
									177 H	Weber St.	6 15
									177 H	Weber St.	1 3
									177 H	Weber St.	13 6
									177 H	Weber St.	12 4
									181 A	St. Mary's (CA)	9 1
									181 A	St. Mary's (CA)	0 4
									214 N	Towson	1 2
									222 N	Akron	11 10
									226 H	South Dakota St.	2 1
									226 H	South Dakota St.	8 7
									226 H	South Dakota St.	3 2
									241 N	Jackson St.	3 1
									246 N	Bryant	10 7
									246 N	Bryant	15 2
									250 A	Southeastern La.	6 5
LAST 10 GAMES			113 A	Utah Valley	1 11	177 H	Weber St.	1 3	226 H	South Dakota St.	3 2
			113 A	Utah Valley	6 10	177 H	Weber St.	13 6	241 N	Jackson St.	3 1
			113 A	Utah Valley	5 7	177 H	Weber St.	12 4	246 N	Bryant	10 7
			113 A	Utah Valley	1 2	177 H	Weber St.	6 15	246 N	Bryant	15 2
			131 H	Colorado St.	6 10	131 A	Colorado St.	0 8	250 A	Southeastern La.	6 5

Non-Div. I Games: UC-Colo. Springs 7 4

Northern Colo.

RPI	S	Opponent	Score	
256	N	Santa Clara	7	8
264	N	UNC Wilmington	5	1
282	A	Southern U.	13	4

Northern Colo.

N
o
r
t
h
e
r
n
C
o
l
o
.

N
o
r
t
h
e
r
n
C
o
l
o
.

M
a
r
i
s
t

Marist

Average RPI Win:		201	WON-LOST		WINNING		LAST 10		STRENGTH OF		OPP. STRENGTH		TEAM		ADJ		CONF.		ADJ CONF.								
Average RPI Loss:		105	RECORD		PCT. RANK		GAMES		SCHEDULE		OF SCHEDULE		RPI		RPI		RPI		RPI								
DIV. I ONLY			18-21-0		.46154	160	3-7-0		200		142		177		.46706		180	7		7							
DIV. I NON-CONF.			17-13-0		.56667	96	3-1-0		242		204		165		.4783		165	7		7							
TOTALS		RPI 1-25		RPI 26-50		W-L RECORDS		RPI 51-100		RPI 101-150		RPI 150+															
18-21-0		0-3-0		0-3-0		OVERALL		3-9-0		3-0-0		12-6-0															
7-7-0		0-0-0		0-2-0		HOME		0-5-0		0-0-0		7-0-0															
5-8-0		0-3-0		0-1-0		AWAY		1-2-0		0-0-0		4-2-0															
6-6-0		0-0-0		0-0-0		NEUTRAL		2-2-0		3-0-0		1-4-0															
17-13-0		0-0-0		0-3-0		NON-CONFERENCE		3-4-0		2-0-0		12-6-0															
7-2-0		0-0-0		0-2-0		HOME		0-0-0		0-0-0		7-0-0															
5-5-0		0-0-0		0-0-		AWAY		1-2-0		0-0-0		4-2-0															
5-6-0		0-0-0		0-0-0		NEUTRAL		2-2-0		2-0-0		1-4-0															
1-8-0		0-3-0		0-0-0		CONFERENCE		0-5-0		1-0-0		0-0-0															
0-5-0		0-0-0		0-0-0		HOME		0-5-0		0-0-0		0-0-0															
0-3-0		0-3-0		0-0-0		AWAY		0-0-0		0-0-0		0-0-0															
1-0-0		0-0-0		0-0-0		NEUTRAL		0-0-0		1-0-0		0-0-0															
RPI	S	Opponent		Score		RPI	S	Opponent		Score		RPI	S	Opponent		Score											
25	A	Syracuse		0 2		28	H	Texas Tech		0 11		76	N	Jacksonville		2 10		112	N	Fla. Gulf Coast		4	3				
25	A	Syracuse		1 12		28	H	Texas Tech		0 9		79	A	UNLV		5 0		112	N	Fla. Gulf Coast		6	2				
25	A	Syracuse		3 5		42	A	UCF		1 3		79	A	UNLV		4 6		142	N	St. John's (NY)		7	6				
												81	H	Rutgers		0 1		151	N	Eastern Mich.		1	7				
												81	H	Rutgers		5 11		171	N	Fla. Atlantic		2	4				
												83	H	Connecticut		0 6		212	H	Monmouth		3	0				
												83	H	Connecticut		1 3		212	H	Monmouth		4	1				
												83	H	Connecticut		1 3		214	A	Towson		0	1				
												84	N	Illinois		1 0		214	A	Towson		9	5				
												88	N	New Mexico St.		0 8		242	N	Niagara		4	8				
												88	N	New Mexico St.		1 0		245	A	Princeton		0	2				
												97	A	Longwood		5 8		245	A	Princeton		5	0				
																		248	A	UMBC		5	2				
																		248	N	UMBC		1	2				
																		253	H	Siena		3	2				
																		253	H	Siena		7	0				
																		253	N	Siena		4	0				
																		269	A	Coppin St.		4	2				
																		277	H	Manhattan		13	6				
																		283	H	Saint Peter's		10	8				
																		283	H	Saint Peter's		5	1				
						LAST 10 GAMES																					
						25 A Syracuse						1 12		253 H Siena						7 0							
						25 A Syracuse						3 5		253 H Siena						3 2							
						25 A Syracuse						0 2		81 H Rutgers						5 11							
						245 A Princeton						5 0		81 H Rutgers						0 1							
						245 A Princeton						0 2		83 H Connecticut						1 3							

Non-Div. I Games:

Seton Hall

Average RPI Win: 166		WON-LOST	WINNING	LAST 10	STRENGTH OF		OPP. STRENGTH	TEAM	ADJ		CONF.	ADJ CONF.		
Average RPI Loss: 126		RECORD	PCT. RANK	GAMES	SCHEDULE		OF SCHEDULE	RPI	RPI	RPI	RPI			
DIV. I ONLY		15-19-0	.44118	177	5-5-0		183	157	181	.46612	181	20	20	
DIV. I NON-CONF.		6-13-0	.31579	227	1-2-0		214	94	225	.4399	222	19	18	
TOTALS		RPI 1-25	RPI 26-50		W-L RECORDS		RPI 51-100		RPI 101-150		RPI 150+			
15-19-0	0-1-0	0-0-0		OVERALL		2-5-0		6-8-0		7-5-0				
10-7-0	0-1-0	0-0-0		HOME		0-0-0		6-4-0		4-2-0				
2-5-0	0-0-0	0-0-0		AWAY		1-3-0		0-2-0		1-0-0				
3-7-0	0-0-0	0-0-0		NEUTRAL		1-2-0		0-2-0		2-3-0				
6-13-0	0-1-0	0-0-0		NON-CONFERENCE		2-5-0		1-5-0		3-2-0				
3-2-0	0-1-0	0-0-0		HOME		0-0-0		1-1-0		2-0-0				
1-5-0	0-0-0	0-0-		AWAY		1-3-0		0-2-0		0-0-0				
2-6-0	0-0-0	0-0-0		NEUTRAL		1-2-0		0-2-0		1-2-0				
9-6-0	0-0-0	0-0-0		CONFERENCE		0-0-0		5-3-0		4-3-0				
7-5-0	0-0-0	0-0-0		HOME		0-0-0		5-3-0		2-2-0				
1-0-0	0-0-0	0-0-0		AWAY		0-0-0		0-0-0		1-0-0				
1-1-0	0-0-0	0-0-0		NEUTRAL		0-0-0		0-0-0		1-1-0				
RPI	S	Opponent	Score		RPI	S	Opponent	Score		RPI	S	Opponent	Score	
24	H	Stanford	6	9						55	N	San Diego St.	0	5
										68	A	Pacific	0	7
										68	A	Pacific	3	1
										82	N	UNI	2	8
										88	A	New Mexico St.	12	13
										90	N	Indiana	8	3
										99	A	San Jose St.	5	6
										105	N	UC Santa Barbara	5	7
										105	N	UC Santa Barbara	1	7
										111	H	Iowa St.	3	9
										111	H	Iowa St.	9	4
										116	H	Portland St.	2	1
										118	H	San Diego	0	1
										118	H	San Diego	3	5
										118	H	San Diego	11	1
										118	H	San Diego	4	6
										131	A	Colorado St.	3	4
										131	A	Colorado St.	10	11
										138	H	Sacramento St.	8	3
										138	H	Sacramento St.	3	1
										138	H	Sacramento St.	8	6
										177	H	Weber St.	0	8
										177	N	Weber St.	11	2
										178	H	Northern Colo.	1	9
										178	H	Northern Colo.	4	0
										213	N	Ill.-Chicago	3	11
										225	N	UTEP	5	6
										229	H	Seattle	8	2
										245	H	Princeton	2	0
										245	H	Princeton	1	0
										245	N	Princeton	3	2
										256	A	Santa Clara	2	0
										256	N	Santa Clara	10	12
LAST 10 GAMES														
118	H	San Diego	11	1	138	H	Sacramento St.	8	6	245	H	Princeton	1	0
118	H	San Diego	0	1	138	H	Sacramento St.	8	3	245	N	Princeton	3	2
118	H	San Diego	4	6	68	A	Pacific	0	7	256	A	Santa Clara	2	0
118	H	San Diego	3	5	68	A	Pacific	3	1	256	N	Santa Clara	10	12
138	H	Sacramento St.	3	1	55	N	San Diego St.	0	5					

Non-Div. I Games:

St. Mary's (CA)

Average RPI Win:		189	WON-LOST RECORD		WINNING PCT. RANK		LAST 10 GAMES		STRENGTH OF SCHEDULE		OPP. STRENGTH OF SCHEDULE		TEAM RPI		ADJ RPI		CONF. RPI		ADJ CONF. RPI				
DIV. I ONLY			13-27-0		.325	225	2-8-0		107		109		184		.46497		182	16		16			
DIV. I NON-CONF.			11-17-0		.39286	185	0-1-0		39		58		113		.51683		109	17		17			
TOTALS		RPI 1-25		RPI 26-50		W-L RECORDS		RPI 51-100		RPI 101-150		RPI 150+											
13-27-0		1-7-0		0-1-0		OVERALL		0-7-0		3-3-0		9-9-0											
3-6-0		0-0-0		0-0-0		HOME		0-2-0		2-3-0		1-1-0											
2-9-0		0-1-0		0-0-0		AWAY		0-2-0		0-0-0		2-6-0											
8-12-0		1-6-0		0-1-0		NEUTRAL		0-3-0		1-0-0		6-2-0											
11-17-0		1-7-0		0-1-0		NON-CONFERENCE		0-7-0		3-0-0		7-2-0											
3-2-0		0-0-0		0-0-0		HOME		0-2-0		2-0-0		1-0-0											
0-3-0		0-1-0		0-0-		AWAY		0-2-0		0-0-0		0-0-0											
8-12-0		1-6-0		0-1-0		NEUTRAL		0-3-0		1-0-0		6-2-0											
2-10-0		0-0-0		0-0-0		CONFERENCE		0-0-0		0-3-0		2-7-0											
0-4-0		0-0-0		0-0-0		HOME		0-0-0		0-3-0		0-1-0											
2-6-0		0-0-0		0-0-0		AWAY		0-0-0		0-0-0		2-6-0											
0-0-0		0-0-0		0-0-0		NEUTRAL		0-0-0		0-0-0		0-0-0											
RPI	S	Opponent		Score		RPI	S	Opponent		Score		RPI	S	Opponent		Score		RPI	S	Opponent		Score	
1	N	California		1	7	32	N	Georgia Tech		0	5	51	N	Boston U.		0	3	102	H	Bowling Green		9	8
4	N	Texas		1	7							77	N	Western Ky.		5	8	127	H	Charleston So.		1	3
4	N	Texas		2	9							80	A	South Carolina		1	9	127	H	Charleston So.		0	1
6	N	La.-Lafayette		1	6							80	A	South Carolina		1	8	127	H	Charleston So.		2	4
7	N	Tennessee		2	1							80	H	South Carolina		2	12	136	N	Western Ill.		5	2
10	A	Hawaii		1	2							84	N	Illinois		2	3	142	H	St. John's (NY)		6	5
17	N	Texas A&M		2	8							96	H	Albany (NY)		4	5	179	N	Marist		2	3
22	N	DePaul		0	10													183	A	Campbell		1	10
																		183	A	Campbell		2	4
																		183	H	Campbell		4	5
																		188	N	Tennessee Tech		4	5
																		194	N	UNC Greensboro		2	0
																		198	N	Furman		1	0
																		216	N	Buffalo		7	6
																		221	A	Liberty		1	0
																		221	A	Liberty		3	4
																		221	A	Liberty		4	2
																		232	A	Presbyterian		1	3
																		232	A	Presbyterian		1	6
																		232	A	Presbyterian		11	12
																		236	N	Tennessee St.		3	1
																		254	N	Cleveland St.		3	1
																		264	H	UNC Wilmington		2	0
																		266	N	Alabama St.		9	1
LAST 10 GAMES						LAST 10 GAMES						LAST 10 GAMES						LAST 10 GAMES					
						232	A	Presbyterian		1	6	221	A	Liberty		3	4	264	H	UNC Wilmington		2	0
						232	A	Presbyterian		1	3	221	A	Liberty		4	2	266	N	Alabama St.		9	1
						232	A	Presbyterian		11	12	221	A	Liberty		1	0						
						183	A	Campbell		1	10	80	H	South Carolina		2	12						
						183	A	Campbell		2	4	127	H	Charleston So.		1	3						

Non-Div. I Games:

Winthrop

RPI	S	Opponent	Score	
284	H	N.C. Central	9	1
284	H	N.C. Central	5	2
284	H	N.C. Central	12	1
284	H	N.C. Central	7	2

Campbell

C
a
m
p
b
e
l
l

C
a
m
p
b
e
l
l

Average RPI Win:	168	WON-LOST RECORD	WINNING PCT. RANK	LAST 10 GAMES	STRENGTH OF SCHEDULE	OPP. STRENGTH OF SCHEDULE	TEAM RPI	ADJ RPI	CONF. RPI	ADJ CONF. RPI							
DIV. I ONLY		13-21-0	.38235	209	6-4-0	140	185	191	.46346	184	7	7					
DIV. I NON-CONF.		9-16-0	.36	207	2-0-0	204	209	222	.44266	219	7	7					
<hr/>																	
TOTALS	RPI 1-25	RPI 26-50		W-L RECORDS		RPI 51-100		RPI 101-150		RPI 150+							
13-21-0	0-0-0	0-0-0		OVERALL		2-8-0		4-4-0		7-9-0							
3-6-0	0-0-0	0-0-0		HOME		1-3-0		1-1-0		1-2-0							
8-4-0	0-0-0	0-0-0		AWAY		1-1-0		3-0-0		4-3-0							
2-11-0	0-0-0	0-0-0		NEUTRAL		0-4-0		0-3-0		2-4-0							
<hr/>																	
9-16-0	0-0-0	0-0-0		NON-CONFERENCE		2-5-0		0-2-0		7-9-0							
2-2-0	0-0-0	0-0-0		HOME		1-0-0		0-0-0		1-2-0							
5-4-0	0-0-0	0-0-		AWAY		1-1-0		0-0-0		4-3-0							
2-10-0	0-0-0	0-0-0		NEUTRAL		0-4-0		0-2-0		2-4-0							
<hr/>																	
4-5-0	0-0-0	0-0-0		CONFERENCE		0-3-0		4-2-0		0-0-0							
1-4-0	0-0-0	0-0-0		HOME		0-3-0		1-1-0		0-0-0							
3-0-0	0-0-0	0-0-0		AWAY		0-0-0		3-0-0		0-0-0							
0-1-0	0-0-0	0-0-0		NEUTRAL		0-0-0		0-1-0		0-0-0							
<hr/>																	
RPI	S	Opponent	Score	RPI	S	Opponent	Score	RPI	S	Opponent	Score						
				59		H	Pittsburgh	4	5	107		N	Kent St.	2	3		
				59		H	Pittsburgh	1	2	108		N	Boston College	1	13		
				59		H	Pittsburgh	2	6	132		A	Villanova	6	3		
				65		A	FIU	0	8	132		A	Villanova	1	0		
				72		A	Minnesota	4	3	132		A	Villanova	5	2		
				76		N	Jacksonville	0	8	132		N	Villanova	5	7		
				77		N	Western Ky.	1	5	142		H	St. John's (NY)	4	3		
				80		N	South Carolina	3	11	142		H	St. John's (NY)	1	4		
				84		N	Illinois	1	3	169		N	Iona	1	8		
				94		H	Harvard	3	2	171		A	Fla. Atlantic	9	0		
										173		A	Fairfield	8	0		
										173		H	Fairfield	3	5		
										173		H	Fairfield	3	5		
										173		H	Fairfield	4	2		
										207		A	Bethune-Cookman	2	4		
										207		A	Bethune-Cookman	2	13		
										207		N	Bethune-Cookman	3	2		
										207		N	Bethune-Cookman	1	6		
										211		N	Florida A&M	1	5		
										213		N	Ill.-Chicago	9	8		
						214		A	Towson	3	8						
				LAST 10 GAMES				214		N	Towson	1	8				
59		H	Pittsburgh	2	6	132		A	Villanova	6	3	272		A	Yale	4	3
59		H	Pittsburgh	4	5	132		A	Villanova	1	0	272		A	Yale	8	0
59		H	Pittsburgh	1	2	142		H	St. John's (NY)	1	4						
94		H	Harvard	3	2	142		H	St. John's (NY)	4	3						
132		A	Villanova	5	2	173		H	Fairfield	4	2						

Non-Div. I Games:

Providence

E
l
o
n

Elon					Through Games Of Through April 8, 2012										
Average RPI Win: 204		WON-LOST RECORD	WINNING PCT. RANK		LAST 10 GAMES	STRENGTH OF SCHEDULE	OPP. STRENGTH OF SCHEDULE	TEAM RPI	ADJ RPI		CONF. RPI	ADJ CONF. RPI			
Average RPI Loss: 151															
DIV. I ONLY		17-11-0	.60714	83	3-7-0	273	181	182	.46339	185	15	15			
DIV. I NON-CONF.		11-5-0	.6875	52	0-1-0	282	233	161	.47811	166	15	15			
<hr/>															
TOTALS		RPI 1-25		RPI 26-50		W-L RECORDS		RPI 51-100		RPI 101-150		RPI 150+			
17-11-0		0-1-0		1-0-0		OVERALL		1-3-0		0-0-0		15-7-0			
9-6-0		0-1-0		0-0-0		HOME		0-0-0		0-0-0		9-5-0			
2-4-0		0-0-0		0-0-0		AWAY		0-3-0		0-0-0		2-1-0			
6-1-0		0-0-0		1-0-0		NEUTRAL		1-0-0		0-0-0		4-1-0			
<hr/>															
11-5-0		0-1-0		1-0-0		NON-CONFERENCE		1-0-0		0-0-0		9-4-0			
5-4-0		0-1-0		0-0-0		HOME		0-0-0		0-0-0		5-3-0			
0-0-0		0-0-0		0-0-		AWAY		0-0-0		0-0-0		0-0-0			
6-1-0		0-0-0		1-0-0		NEUTRAL		1-0-0		0-0-0		4-1-0			
<hr/>															
6-6-0		0-0-0		0-0-0		CONFERENCE		0-3-0		0-0-0		6-3-0			
4-2-0		0-0-0		0-0-0		HOME		0-0-0		0-0-0		4-2-0			
2-4-0		0-0-0		0-0-0		AWAY		0-3-0		0-0-0		2-1-0			
0-0-0		0-0-0		0-0-0		NEUTRAL		0-0-0		0-0-0		0-0-0			
<hr/>															
RPI S	Opponent	Score		RPI S	Opponent	Score		RPI S	Opponent	Score		RPI S	Opponent	Score	
23 H	North Carolina	0	6	32 N	Georgia Tech	6	3	61 A	Chattanooga	11	14	166 H	Charlotte	0	5
								61 A	Chattanooga	2	9	189 H	James Madison	4	7
								61 A	Chattanooga	3	4	194 A	UNC Greensboro	7	5
								85 N	Kennesaw St.	5	0	194 A	UNC Greensboro	0	5
												194 A	UNC Greensboro	8	0
												198 H	Furman	9	1
												198 H	Furman	13	8
												198 H	Furman	3	0
												203 H	Samford	2	6
												203 H	Samford	4	1
												203 H	Samford	3	4
												205 H	Georgetown	8	0
												221 H	Liberty	4	1
												227 N	George Washington	4	1
												232 H	Presbyterian	2	0
												232 N	Presbyterian	2	1
												232 N	Presbyterian	11	5
												239 N	Rhode Island	2	10
												250 N	Southeastern La.	7	5
												265 H	Bucknell	0	2
												284 H	N.C. Central	8	2
												284 H	N.C. Central	15	6
<hr/>															
LAST 10 GAMES															
61 A	Chattanooga	2	9	203 H	Samford	3	4								
61 A	Chattanooga	3	4	203 H	Samford	4	1								
61 A	Chattanooga	11	14	194 A	UNC Greensboro	8	0								
166 H	Charlotte	0	5	194 A	UNC Greensboro	7	5								
203 H	Samford	2	6	194 A	UNC Greensboro	0	5								

E
l
o
n

Non-Div. I Games:

Elon

Drake

Average RPI Win:	196	WON-LOST	WINNING	LAST 10	STRENGTH OF	OPP. STRENGTH	TEAM	ADJ	CONF.	ADJ CONF.		
Average RPI Loss:	119	RECORD	PCT. RANK	GAMES	SCHEDULE	OF SCHEDULE	RPI	RPI	RPI	RPI		
DIV. I ONLY		16-19-0	.45714	164	5-5-0	206	174	186	.46304	186	14	14
DIV. I NON-CONF.		8-15-0	.34783	210	1-1-0	262	160	244	.41712	243	14	14
<hr/>												
TOTALS	RPI 1-25	RPI 26-50		W-L RECORDS		RPI 51-100		RPI 101-150		RPI 150+		
16-19-0	0-0-0	0-0-0		OVERALL		1-10-0		3-3-0		12-6-0		
5-1-0	0-0-0	0-0-0		HOME		0-0-0		2-1-0		3-0-0		
5-8-0	0-0-0	0-0-0		AWAY		1-6-0		0-1-0		4-1-0		
6-10-0	0-0-0	0-0-0		NEUTRAL		0-4-0		1-1-0		5-5-0		
8-15-0	0-0-0	0-0-0		NON-CONFERENCE		1-7-0		1-2-0		6-6-0		
0-0-0	0-0-0	0-0-0		HOME		0-0-0		0-0-0		0-0-0		
2-5-0	0-0-0	0-0-		AWAY		1-3-0		0-1-0		1-1-0		
6-10-0	0-0-0	0-0-0		NEUTRAL		0-4-0		1-1-0		5-5-0		
8-4-0	0-0-0	0-0-0		CONFERENCE		0-3-0		2-1-0		6-0-0		
5-1-0	0-0-0	0-0-0		HOME		0-0-0		2-1-0		3-0-0		
3-3-0	0-0-0	0-0-0		AWAY		0-3-0		0-0-0		3-0-0		
0-0-0	0-0-0	0-0-0		NEUTRAL		0-0-0		0-0-0		0-0-0		
RPI	S	Opponent	Score	RPI	S	Opponent	Score	RPI	S	Opponent	Score	
						53 N Ga. Southern	0 2	111 A Iowa St.		0 1		
						58 N Wisconsin	0 8	123 N Middle Tenn.		1 2		
						66 A Arkansas	6 8	128 H Missouri St.		4 2		
						66 A Arkansas	4 5	128 H Missouri St.		4 2		
						66 N Arkansas	1 4	128 H Missouri St.		2 3		
						71 A Lipscomb	2 5	136 N Western Ill.		3 2		
						82 A UNI	2 3	151 N Eastern Mich.		0 4		
						82 A UNI	2 11	157 H Bradley		1 0		
						82 A UNI	1 5	157 H Bradley		3 2		
						89 A Iowa	1 0	157 H Bradley		3 0		
						100 N Valparaiso	3 5	158 N Butler		0 3		
								193 A Texas-Arlington		3 2		
								193 A Texas-Arlington		2 3		
								201 N North Dakota		3 4		
								224 A Indiana St.		4 2		
								224 A Indiana St.		2 0		
								224 A Indiana St.		5 1		
								235 N IUPUI		0 2		
								235 N IUPUI		3 0		
								237 N Houston Baptist		2 3		
								240 N Green Bay		8 2		
								266 N Alabama St.		11 3		
								285 N Ark.-Pine Bluff		16 4		
								285 N Ark.-Pine Bluff		15 0		
						LAST 10 GAMES						
						82 A UNI	2 11	128 H Missouri St.		4 2		
						82 A UNI	2 3	128 H Missouri St.		2 3		
						82 A UNI	1 5	111 A Iowa St.		0 1		
						89 A Iowa	1 0	157 H Bradley		1 0		
						128 H Missouri St.	4 2	157 H Bradley		3 2		

Non-Div. I Games:

Drake

Average RPI Win:		191	WON-LOST RECORD		WINNING PCT. RANK		LAST 10 GAMES		STRENGTH OF SCHEDULE		OPP. STRENGTH OF SCHEDULE		TEAM RPI		ADJ RPI		CONF. RPI		ADJ CONF. RPI			
Average RPI Loss:		122																				
DIV. I ONLY			15-22-0		.40541	196	6-4-0		143		176		179		.46279	188	22		22			
DIV. I NON-CONF.			6-12-0		.33333	217	0-0-0		98		98		178		.47156	182	21		21			
TOTALS		RPI 1-25		RPI 26-50		W-L RECORDS		RPI 51-100		RPI 101-150		RPI 150+										
15-22-0		0-3-0		0-1-0		OVERALL		2-5-0		2-8-0		11-5-0										
3-11-0		0-0-0		0-0-0		HOME		0-2-0		1-8-0		2-1-0										
6-5-0		0-3-0		0-0-0		AWAY		0-1-0		1-0-0		5-1-0										
6-6-0		0-0-0		0-1-0		NEUTRAL		2-2-0		0-0-0		4-3-0										
6-12-0		0-3-0		0-1-0		NON-CONFERENCE		2-5-0		0-0-0		4-3-0										
0-2-0		0-0-0		0-0-0		HOME		0-2-0		0-0-0		0-0-0										
0-4-0		0-3-0		0-0-		AWAY		0-1-0		0-0-0		0-0-0										
6-6-0		0-0-0		0-1-0		NEUTRAL		2-2-0		0-0-0		4-3-0										
9-10-0		0-0-0		0-0-0		CONFERENCE		0-0-0		2-8-0		7-2-0										
3-9-0		0-0-0		0-0-0		HOME		0-0-0		1-8-0		2-1-0										
6-1-0		0-0-0		0-0-0		AWAY		0-0-0		1-0-0		5-1-0										
0-0-0		0-0-0		0-0-0		NEUTRAL		0-0-0		0-0-0		0-0-0										
RPI	S	Opponent		Score		RPI	S	Opponent		Score		RPI	S	Opponent		Score						
15	A	Florida St.		2	5	40	N	Troy		2	3	69	N	Georgia St.		7	8	115	H	UT Martin	1	3
15	A	Florida St.		0	8							77	A	Western Ky.		0	1	115	H	UT Martin	1	3
16	A	Georgia		1	6							78	N	Ole Miss		3	6	115	H	UT Martin	0	6
												83	N	Connecticut		9	7	115	H	UT Martin	0	6
												93	H	IPFW		0	4	139	H	Murray St.	0	1
												93	H	IPFW		2	5	139	H	Murray St.	4	0
												98	N	Ball St.		2	1	139	H	Murray St.	0	1
																		143	A	Jacksonville St.	4	1
																		143	H	Jacksonville St.	1	5
																		143	H	Jacksonville St.	0	6
																		182	N	Winthrop	5	4
																		191	N	Dayton	8	2
																		216	N	Buffalo	3	0
																		217	N	Belmont	5	6
																		218	A	Austin Peay	5	3
																		218	A	Austin Peay	3	1
																		218	A	Austin Peay	6	5
																		222	N	Stephen F. Austin	3	2
																		222	N	Stephen F. Austin	2	3
																		230	H	Southeast Mo. St.	6	1
																		230	H	Southeast Mo. St.	3	2
																		230	H	Southeast Mo. St.	2	6
																		236	A	Tennessee St.	5	3
																		236	A	Tennessee St.	4	0
																		236	A	Tennessee St.	1	4
																		236	A	Tennessee St.	4	0
																		254	N	Cleveland St.	0	2
				LAST 10 GAMES																		
						139	H	Murray St.		4	0	230	H	Southeast Mo. St.		2	6	236	A	Tennessee St.	5	3
						139	H	Murray St.		0	1	143	A	Jacksonville St.		4	1	236	A	Tennessee St.	4	0
						139	H	Murray St.		0	1	236	A	Tennessee St.		1	4	236	A	Tennessee St.	1	4
						230	H	Southeast Mo. St.		3	2	236	A	Tennessee St.		4	0	254	N	Cleveland St.	0	2
						230	H	Southeast Mo. St.		6	1	236	A	Tennessee St.		5	3					

Non-Div. I Games:

Tennessee Tech

Average RPI Win:	226	WON-LOST RECORD	WINNING PCT. RANK	LAST 10 GAMES		STRENGTH OF SCHEDULE	OPP. STRENGTH OF SCHEDULE	TEAM RPI	ADJ RPI	CONF. RPI	ADJ CONF. RPI		
DIV. I ONLY		20-20-0	.5	134	8-2-0	235	171	185	.46198	189	24	25	
DIV. I NON-CONF.		12-19-0	.3871	189	2-2-0	197	129	204	.45429	203	24	24	
<hr/>													
TOTALS	RPI 1-25	RPI 26-50		W-L RECORDS		RPI 51-100		RPI 101-150		RPI 150+			
20-20-0	0-1-0	0-4-0		OVERALL		2-9-0		0-1-0		18-5-0			
7-5-0	0-0-0	0-2-0		HOME		1-2-0		0-0-0		6-1-0			
8-6-0	0-1-0	0-2-0		AWAY		0-2-0		0-0-0		8-1-0			
5-9-0	0-0-0	0-0-0		NEUTRAL		1-5-0		0-1-0		4-3-0			
12-19-0	0-1-0	0-4-0		NON-CONFERENCE		2-9-0		0-1-0		10-4-0			
4-5-0	0-0-0	0-2-0		HOME		1-2-0		0-0-0		3-1-0			
3-5-0	0-1-0	0-0-		AWAY		0-2-0		0-0-0		3-0-0			
5-9-0	0-0-0	0-0-0		NEUTRAL		1-5-0		0-1-0		4-3-0			
8-1-0	0-0-0	0-0-0		CONFERENCE		0-0-0		0-0-0		8-1-0			
3-0-0	0-0-0	0-0-0		HOME		0-0-0		0-0-0		3-0-0			
5-1-0	0-0-0	0-0-0		AWAY		0-0-0		0-0-0		5-1-0			
0-0-0	0-0-0	0-0-0		NEUTRAL		0-0-0		0-0-0		0-0-0			
RPI	S	Opponent	Score	RPI	S	Opponent	Score	RPI	S	Opponent	Score		
24	A	Stanford	0 4	29	A	Virginia Tech	0 1	59	H	Pittsburgh	2 1		
				29	A	Virginia Tech	0 3	72	N	Minnesota	1 3		
				34	H	Radford	2 3	72	N	Minnesota	1 9		
				34	H	Radford	3 6	78	N	Ole Miss	2 3		
								91	N	Penn St.	4 5		
								91	N	Penn St.	10 8		
								92	H	Fordham	0 5		
								92	H	Fordham	4 7		
								97	A	Longwood	0 9		
								97	A	Longwood	1 2		
								99	N	San Jose St.	1 9		
				LAST 10 GAMES									
				273	A	George Mason	5 2	264	H	UNC Wilmington	8 0		
				273	A	George Mason	4 1	264	H	UNC Wilmington	10 2		
				273	A	George Mason	9 2	264	H	UNC Wilmington	5 1		
				257	H	Norfolk St.	3 2	29	A	Virginia Tech	0 3		
				257	H	Norfolk St.	4 1	29	A	Virginia Tech	0 1		
										131	N	Colorado St.	5 6
										160	N	Cal Poly	3 4
										169	N	Iona	0 3
										169	N	Iona	8 7
										185	A	Elon	7 4
										208	A	Drexel	9 8
										208	A	Drexel	4 0
										208	A	Drexel	0 6
										227	H	George Washington	2 4
										227	H	George Washington	5 4
										232	N	Presbyterian	4 0
										242	N	Niagara	14 0
										252	N	Canisius	9 5
										256	A	Santa Clara	9 5
										256	A	Santa Clara	5 2
										257	H	Norfolk St.	3 2
										257	H	Norfolk St.	4 1
										264	H	UNC Wilmington	8 0
										264	H	UNC Wilmington	5 1
										264	H	UNC Wilmington	10 2
										265	N	Bucknell	5 7
										273	A	George Mason	9 2
										273	A	George Mason	4 1
										273	A	George Mason	5 2

Non-Div. I Games:

James Madison

Average RPI Win:	184	WON-LOST	WINNING	LAST 10	STRENGTH OF	OPP. STRENGTH	TEAM	ADJ	CONF.	ADJ CONF.	
Average RPI Loss:	131	RECORD	PCT. RANK	GAMES	SCHEDULE	OF SCHEDULE	RPI	RPI	RPI	RPI	
DIV. I ONLY	13-19-0	.40625	195	5-5-0	159	177	190	.46164	190	19	19
DIV. I NON-CONF.	8-16-0	.33333	217	0-2-0	133	184	200	.45743	201	18	19
<hr/>											
TOTALS	RPI 1-25	RPI 26-50		W-L RECORDS		RPI 51-100		RPI 101-150		RPI 150+	
13-19-0	0-0-0	0-3-0		OVERALL		1-3-0		2-5-0		10-8-0	
4-4-0	0-0-0	0-0-0		HOME		0-2-0		0-0-0		4-2-0	
5-7-0	0-0-0	0-2-0		AWAY		0-0-0		1-1-0		4-4-0	
4-8-0	0-0-0	0-1-0		NEUTRAL		1-1-0		1-4-0		2-2-0	
8-16-0	0-0-0	0-3-0		NON-CONFERENCE		1-1-0		2-5-0		5-7-0	
1-1-0	0-0-0	0-0-0		HOME		0-0-0		0-0-0		1-1-0	
3-7-0	0-0-0	0-0-		AWAY		0-0-0		1-1-0		2-4-0	
4-8-0	0-0-0	0-1-0		NEUTRAL		1-1-0		1-4-0		2-2-0	
5-3-0	0-0-0	0-0-0		CONFERENCE		0-2-0		0-0-0		5-1-0	
3-3-0	0-0-0	0-0-0		HOME		0-2-0		0-0-0		3-1-0	
2-0-0	0-0-0	0-0-0		AWAY		0-0-0		0-0-0		2-0-0	
0-0-0	0-0-0	0-0-0		NEUTRAL		0-0-0		0-0-0		0-0-0	
RPI	S	Opponent	Score	RPI	S	Opponent	Score	RPI	S	Opponent	Score
				30	N	BYU	2 3	55	N	San Diego St.	3 1
				50	A	Virginia	1 3	56	N	Fresno St.	0 3
				50	A	Virginia	3 8	92	H	Fordham	1 4
								92	H	Fordham	0 1
								109	N	Loyola Marymount	0 1
								109	N	Loyola Marymount	4 7
								119	N	Quinnipiac	0 1
								124	A	Delaware St.	10 0
								124	A	Delaware St.	4 5
								133	N	Ohio	1 2
								140	N	Robert Morris	2 0
								160	N	Cal Poly	4 6
								162	A	UC Riverside	0 4
								162	A	UC Riverside	1 2
								166	A	Charlotte	3 0
								166	A	Charlotte	2 1
								167	A	Penn	0 1
								167	A	Penn	3 1
								183	A	Campbell	1 0
								187	N	Utah St.	3 4
								206	N	Colgate	9 4
								212	A	Monmouth	2 3
								214	N	Towson	7 2
								227	H	George Washington	4 12
								227	H	George Washington	6 1
				LAST 10 GAMES				243	H	Rider	1 0
				227	H	George Washington	4 12	243	H	Rider	2 4
				227	H	George Washington	6 1	251	H	La Salle	4 1
				92	H	Fordham	1 4	251	H	La Salle	11 1
				92	H	Fordham	0 1				
				251	H	La Salle	11 1	243	H	Rider	2 4

Non-Div. I Games:

Saint Joseph's

Average RPI Win:		202	WON-LOST		WINNING		LAST 10		STRENGTH OF		OPP. STRENGTH		TEAM		ADJ		CONF.		ADJ CONF.				
Average RPI Loss:		117	RECORD		PCT. RANK		GAMES		SCHEDULE		OF SCHEDULE		RPI		RPI		RPI		RPI				
DIV. I ONLY			14-19-0		.42424 187		4-6-0		170		184		188		.46144 191		19		19				
DIV. I NON-CONF.			12-13-0		.48 141		2-0-0		194		191		176		.47423 179		18		19				
TOTALS		RPI 1-25		RPI 26-50		W-L RECORDS		RPI 51-100		RPI 101-150		RPI 150+											
14-19-0		0-0-0		0-4-0		OVERALL		1-7-0		1-1-0		12-7-0											
4-5-0		0-0-0		0-0-0		HOME		0-1-0		1-1-0		3-3-0											
4-9-0		0-0-0		0-4-0		AWAY		1-4-0		0-0-0		3-1-0											
6-5-0		0-0-0		0-0-0		NEUTRAL		0-2-0		0-0-0		6-3-0											
12-13-0		0-0-0		0-2-0		NON-CONFERENCE		1-7-0		0-0-0		11-4-0											
3-2-0		0-0-0		0-0-0		HOME		0-1-0		0-0-0		3-1-0											
3-6-0		0-0-0		0-0-		AWAY		1-4-0		0-0-0		2-0-0											
6-5-0		0-0-0		0-0-0		NEUTRAL		0-2-0		0-0-0		6-3-0											
2-6-0		0-0-0		0-2-0		CONFERENCE		0-0-0		1-1-0		1-3-0											
1-3-0		0-0-0		0-0-0		HOME		0-0-0		1-1-0		0-2-0											
1-3-0		0-0-0		0-2-0		AWAY		0-0-0		0-0-0		1-1-0											
0-0-0		0-0-0		0-0-0		NEUTRAL		0-0-0		0-0-0		0-0-0											
RPI	S	Opponent		Score		RPI	S	Opponent		Score		RPI	S	Opponent		Score							
39	A	Massachusetts		1 3		61	A	Chattanooga		0 19		125	H	Saint Louis		3 2							
39	A	Massachusetts		1 13		64	A	Miami (OH)		0 9		125	H	Saint Louis		2 3							
47	A	Texas St.		0 7		64	A	Miami (OH)		0 8		151	N	Eastern Mich.		7 1							
47	A	Texas St.		0 3		75	A	S.C. Upstate		2 4		159	H	St. Bonaventure		6 8							
						75	A	S.C. Upstate		3 1		159	H	St. Bonaventure		0 4							
						81	H	Rutgers		0 8		176	A	Eastern Ky.		5 3							
						98	N	Ball St.		0 6		176	A	Eastern Ky.		2 1							
						98	N	Ball St.		3 6		188	N	Tennessee Tech		2 8							
												192	N	Appalachian St.		7 3							
												192	N	Appalachian St.		2 4							
												193	N	Texas-Arlington		2 5							
												217	N	Belmont		11 3							
												222	H	Akron		3 1							
												222	H	Akron		2 1							
												239	A	Rhode Island		6 1							
												239	A	Rhode Island		2 4							
												242	N	Niagara		9 0							
												254	N	Cleveland St.		11 10							
												258	H	Detroit		3 5							
												258	H	Detroit		5 1							
												284	N	N.C. Central		18 1							
LAST 10 GAMES						LAST 10 GAMES						LAST 10 GAMES						LAST 10 GAMES					
125	H	Saint Louis		3 2		39	A	Massachusetts		1 3		125	H	Saint Louis		2 3		222	H	Akron		3 1	
125	H	Saint Louis		2 3		222	H	Akron		3 1		222	H	Akron		2 1		159	H	St. Bonaventure		6 8	
239	A	Rhode Island		2 4		222	H	Akron		2 1		159	H	St. Bonaventure		6 8		159	H	St. Bonaventure		0 4	
239	A	Rhode Island		6 1		159	H	St. Bonaventure		6 8													
39	A	Massachusetts		1 13		159	H	St. Bonaventure		0 4													

Non-Div. I Games:

Dayton

Average RPI Win:	226	WON-LOST	WINNING	LAST 10	STRENGTH OF	OPP. STRENGTH	TEAM	ADJ	CONF.	ADJ CONF.		
Average RPI Loss:	120	RECORD	PCT. RANK	GAMES	SCHEDULE	OF SCHEDULE	RPI	RPI	RPI	RPI		
DIV. I ONLY		15-17-0	.46875	156	3-7-0	215	224	193	.46137	192	15	15
DIV. I NON-CONF.		9-10-0	.47368	147	0-3-0	217	249	194	.46395	193	15	15
<hr/>												
TOTALS	RPI 1-25	RPI 26-50		W-L RECORDS		RPI 51-100		RPI 101-150		RPI 150+		
15-17-0	0-0-0	0-2-0		OVERALL		0-6-0		0-3-0		15-6-0		
6-5-0	0-0-0	0-0-0		HOME		0-3-0		0-0-0		6-2-0		
3-9-0	0-0-0	0-2-0		AWAY		0-2-0		0-3-0		3-2-0		
6-3-0	0-0-0	0-0-0		NEUTRAL		0-1-0		0-0-0		6-2-0		
9-10-0	0-0-0	0-2-0		NON-CONFERENCE		0-5-0		0-0-0		9-3-0		
2-2-0	0-0-0	0-0-0		HOME		0-2-0		0-0-0		2-0-0		
1-5-0	0-0-0	0-0-		AWAY		0-2-0		0-0-0		1-1-0		
6-3-0	0-0-0	0-0-0		NEUTRAL		0-1-0		0-0-0		6-2-0		
6-7-0	0-0-0	0-0-0		CONFERENCE		0-1-0		0-3-0		6-3-0		
4-3-0	0-0-0	0-0-0		HOME		0-1-0		0-0-0		4-2-0		
2-4-0	0-0-0	0-0-0		AWAY		0-0-0		0-3-0		2-1-0		
0-0-0	0-0-0	0-0-0		NEUTRAL		0-0-0		0-0-0		0-0-0		
RPI	S	Opponent	Score	RPI	S	Opponent	Score	RPI	S	Opponent	Score	
				26	A	Auburn	2 6	121	A	Col. of Charleston	0 6	
				34	A	Radford	5 6	121	A	Col. of Charleston	1 3	
								75	A	S.C. Upstate	2 7	
								75	H	S.C. Upstate	2 10	
								75	H	S.C. Upstate	4 12	
								80	A	South Carolina	4 7	
								93	N	IPFW	4 8	
								166	A	Charlotte	3 1	
								166	A	Charlotte	1 6	
								191	N	Dayton	3 7	
								191	N	Dayton	4 2	
								194	H	UNC Greensboro	2 7	
								194	H	UNC Greensboro	4 9	
								194	H	UNC Greensboro	8 0	
								195	H	Western Caro.	7 3	
								195	H	Western Caro.	9 3	
								195	H	Western Caro.	6 5	
								198	A	Furman	1 0	
								198	A	Furman	1 3	
								198	A	Furman	4 3	
								215	N	Wright St.	1 2	
								227	N	George Washington	8 2	
								232	N	Presbyterian	6 5	
								266	N	Alabama St.	17 8	
								284	H	N.C. Central	6 1	
								284	H	N.C. Central	12 1	
								284	N	N.C. Central	9 1	
								284	N	N.C. Central	11 0	
				LAST 10 GAMES								
				195	H	Western Caro.	9 3	121	A	Col. of Charleston	0 6	
				195	H	Western Caro.	7 3	61	H	Chattanooga	4 16	
				195	H	Western Caro.	6 5	34	A	Radford	5 6	
				121	A	Col. of Charleston	1 3	75	H	S.C. Upstate	4 12	
				121	A	Col. of Charleston	3 7	75	H	S.C. Upstate	2 10	

Non-Div. I Games:

Appalachian St.

Average RPI Win:		202	WON-LOST		WINNING	LAST 10		STRENGTH OF		OPP. STRENGTH	TEAM	ADJ	CONF.	ADJ CONF.	
Average RPI Loss:		102	RECORD		PCT. RANK	GAMES		SCHEDULE		OF SCHEDULE	RPI	RPI	RPI	RPI	
DIV. I ONLY			12-18-0		.4	198		2-8-0		171	160	195	.45831	193	
DIV. I NON-CONF.			10-12-0		.45455	156		0-2-0		205	186	187	.46723	187	
TOTALS		RPI 1-25	RPI 26-50		W-L RECORDS		RPI 51-100		RPI 101-150		RPI 150+				
12-18-0		0-0-0	0-6-0		OVERALL		1-5-0		1-1-0		10-6-0				
3-7-0		0-0-0	0-2-0		HOME		0-2-0		1-1-0		2-2-0				
3-9-0		0-0-0	0-4-0		AWAY		0-2-0		0-0-0		3-3-0				
6-2-0		0-0-0	0-0-0		NEUTRAL		1-1-0		0-0-0		5-1-0				
10-12-0		0-0-0	0-4-0		NON-CONFERENCE		1-3-0		0-0-0		9-5-0				
2-4-0		0-0-0	0-0-0		HOME		0-2-0		0-0-0		2-2-0				
2-6-0		0-0-0	0-0-		AWAY		0-0-0		0-0-0		2-2-0				
6-2-0		0-0-0	0-0-0		NEUTRAL		1-1-0		0-0-0		5-1-0				
2-6-0		0-0-0	0-2-0		CONFERENCE		0-2-0		1-1-0		1-1-0				
1-3-0		0-0-0	0-2-0		HOME		0-0-0		1-1-0		0-0-0				
1-3-0		0-0-0	0-0-0		AWAY		0-2-0		0-0-0		1-1-0				
0-0-0		0-0-0	0-0-0		NEUTRAL		0-0-0		0-0-0		0-0-0				
RPI	S	Opponent	Score	RPI	S	Opponent	Score	RPI	S	Opponent	Score	RPI	S	Opponent	Score
28	A	Texas Tech	1 9	66	N	Arkansas	4 1	117	H	A&M-Corpus Christi	0 1	117	H	A&M-Corpus Christi	2 0
28	A	Texas Tech	1 7	67	A	McNeese St.	0 4	153	N	Binghamton	6 2	153	N	Binghamton	3 6
28	A	Texas Tech	0 2	67	A	McNeese St.	2 3	164	A	Louisiana Tech	0 8	164	A	Louisiana Tech	1 2
37	A	Baylor	0 11	73	H	North Dakota St.	1 3	186	H	Drake	3 2	186	H	Drake	2 3
47	H	Texas St.	0 4	73	H	North Dakota St.	0 2	191	N	Dayton	5 2	197	N	Wichita St.	6 1
47	H	Texas St.	1 2	89	N	Iowa	0 1	217	N	Belmont	9 4	222	A	Stephen F. Austin	2 0
								222	A	Stephen F. Austin	1 2	237	A	Houston Baptist	4 1
								237	H	Houston Baptist	4 6	263	N	Texas Southern	9 0
								285	H	Ark.-Pine Bluff	2 0	288	A	Grambling	14 0
LAST 10 GAMES															
67	A	McNeese St.	2 3	47	H	Texas St.	1 2								
67	A	McNeese St.	0 4	117	H	A&M-Corpus Christi	2 0								
222	A	Stephen F. Austin	1 2	117	H	A&M-Corpus Christi	0 1								
222	A	Stephen F. Austin	2 0	164	A	Louisiana Tech	0 8								
47	H	Texas St.	0 4	164	A	Louisiana Tech	1 2								

Non-Div. I Games:

Texas-Arlington

Average RPI Win:		203	WON-LOST RECORD		WINNING PCT. RANK	LAST 10 GAMES		STRENGTH OF SCHEDULE		OPP. STRENGTH OF SCHEDULE	TEAM RPI	ADJ RPI	CONF. RPI	ADJ CONF. RPI			
Average RPI Loss:		120															
DIV. I ONLY			16-25-0		.39024	206	5-5-0		173	168	197	.45771	194	15	15		
DIV. I NON-CONF.			10-16-0		.38462	190	2-0-0		167	159	195	.46352	195	15	15		
TOTALS		RPI 1-25		RPI 26-50		W-L RECORDS		RPI 51-100		RPI 101-150		RPI 150+					
16-25-0		0-1-0		0-4-0		OVERALL		2-5-0		0-4-0		14-11-0					
5-8-0		0-0-0		0-2-0		HOME		0-4-0		0-0-0		5-2-0					
8-9-0		0-0-0		0-0-0		AWAY		0-1-0		0-1-0		8-7-0					
3-8-0		0-1-0		0-2-0		NEUTRAL		2-0-0		0-3-0		1-2-0					
10-16-0		0-1-0		0-4-0		NON-CONFERENCE		2-2-0		0-4-0		8-5-0					
4-3-0		0-0-0		0-2-0		HOME		0-1-0		0-0-0		4-0-0					
3-5-0		0-0-0		0-0-		AWAY		0-1-0		0-1-0		3-3-0					
3-8-0		0-1-0		0-2-0		NEUTRAL		2-0-0		0-3-0		1-2-0					
6-9-0		0-0-0		0-0-0		CONFERENCE		0-3-0		0-0-0		6-6-0					
1-5-0		0-0-0		0-0-0		HOME		0-3-0		0-0-0		1-2-0					
5-4-0		0-0-0		0-0-0		AWAY		0-0-0		0-0-0		5-4-0					
0-0-0		0-0-0		0-0-0		NEUTRAL		0-0-0		0-0-0		0-0-0					
RPI	S	Opponent		Score		RPI	S	Opponent		Score		RPI	S	Opponent		Score	
12	N	Louisville		4	5	29	H	Virginia Tech		0	3	53	H	Ga. Southern		3	9
						29	H	Virginia Tech		4	8	53	H	Ga. Southern		2	10
						29	N	Virginia Tech		1	10	53	H	Ga. Southern		2	4
						29	N	Virginia Tech		3	12	57	H	Utah		1	3
												76	A	Jacksonville		3	10
												85	N	Kennesaw St.		6	5
												92	N	Fordham		12	7
								</									

Non-Div. I Games:

UNC Greensboro

RPI	S	Opponent	Score	
270	H	N.C. A&T	12	4
284	H	N.C. Central	8	0

UNC Greensboro

U
N
C
G
r
e
e
n
s
b
o
r
o

U
N
C
G
r
e
e
n
s
b
o
r
o

Average RPI Win: 189		WON-LOST RECORD		WINNING PCT. RANK		LAST 10 GAMES		STRENGTH OF SCHEDULE		OPP. STRENGTH OF SCHEDULE		TEAM RPI		ADJ RPI		CONF. RPI		ADJ CONF. RPI	
DIV. I ONLY		13-25-0		.34211 220		3-7-0		125		187		194		.45604 195		15		15	
DIV. I NON-CONF.		10-16-0		.38462 190		0-2-0		129		187		183		.4661 189		15		15	
TOTALS		RPI 1-25		RPI 26-50		W-L RECORDS		RPI 51-100		RPI 101-150		RPI 150+							
13-25-0		0-1-0		0-2-0		OVERALL		0-10-0		4-3-0		9-9-0							
4-7-0		0-0-0		0-0-0		HOME		0-3-0		2-3-0		2-1-0							
0-12-0		0-1-0		0-2-0		AWAY		0-3-0		0-0-0		0-6-0							
9-6-0		0-0-0		0-0-0		NEUTRAL		0-4-0		2-0-0		7-2-0							
10-16-0		0-1-0		0-2-0		NON-CONFERENCE		0-7-0		3-1-0		7-5-0							
1-4-0		0-0-0		0-0-0		HOME		0-3-0		1-1-0		0-0-0							
0-6-0		0-1-0		0-0-		AWAY		0-0-0		0-0-0		0-3-0							
9-6-0		0-0-0		0-0-0		NEUTRAL		0-4-0		2-0-0		7-2-0							
3-9-0		0-0-0		0-0-0		CONFERENCE		0-3-0		1-2-0		2-4-0							
3-3-0		0-0-0		0-0-0		HOME		0-0-0		1-2-0		2-1-0							
0-6-0		0-0-0		0-0-0		AWAY		0-3-0		0-0-0		0-3-0							
0-0-0		0-0-0		0-0-0		NEUTRAL		0-0-0		0-0-0		0-0-0							
RPI	S	Opponent		Score		RPI	S	Opponent		Score		RPI	S	Opponent		Score			
15	A	Florida St.		1	9	32	A	Georgia Tech		2	4	53	A	Ga. Southern		2	3		
						32	A	Georgia Tech		4	9	53	A	Ga. Southern		1	5		
												53	A	Ga. Southern		2	3		
												69	H	Georgia St.		5	7		
												73	N	North Dakota St.		2	3		
												75	H	S.C. Upstate		5	8		
												75	H	S.C. Upstate		2	6		
												86	N	Mercer		4	12		
												86	N	Mercer		2	13		
												97	N	Longwood		10	11		
														</					

Non-Div. I Games:

Western Caro.

Army

Average RPI Win: 224		WON-LOST RECORD	WINNING PCT. RANK	LAST 10 GAMES	STRENGTH OF SCHEDULE	OPP. STRENGTH OF SCHEDULE	TEAM RPI	ADJ RPI		CONF. RPI	ADJ CONF. RPI
Average RPI Loss: 189											
DIV. I ONLY		22-15-0	.59459 90	7-3-0	260	265	189	.45597	196	29	29
DIV. I NON-CONF.		17-12-0	.58621 89	2-0-0	228	275	159	.47482	177	29	29
TOTALS		RPI 1-25	RPI 26-50		W-L RECORDS		RPI 51-100		RPI 101-150		RPI 150+
22-15-0	0-1-0	0-0-0		OVERALL		0-0-0		3-2-0		19-12-0	
9-1-0	0-0-0	0-0-0		HOME		0-0-0		2-0-0		7-1-0	
3-7-0	0-1-0	0-0-0		AWAY		0-0-0		0-0-0		3-6-0	
10-7-0	0-0-0	0-0-0		NEUTRAL		0-0-0		1-2-0		9-5-0	
17-12-0	0-1-0	0-0-0		NON-CONFERENCE		0-0-0		3-2-0		14-9-0	
5-1-0	0-0-0	0-0-0		HOME		0-0-0		2-0-0		3-1-0	
2-4-0	0-1-0	0-0-		AWAY		0-0-0		0-0-0		2-3-0	
10-7-0	0-0-0	0-0-0		NEUTRAL		0-0-0		1-2-0		9-5-0	
5-3-0	0-0-0	0-0-0		CONFERENCE		0-0-0		0-0-0		5-3-0	
4-0-0	0-0-0	0-0-0		HOME		0-0-0		0-0-0		4-0-0	
1-3-0	0-0-0	0-0-0		AWAY		0-0-0		0-0-0		1-3-0	
0-0-0	0-0-0	0-0-0		NEUTRAL		0-0-0		0-0-0		0-0-0	
RPI S	Opponent	Score		RPI S	Opponent	Score		RPI S	Opponent	Score	
16 A	Georgia	0 12						113 N	Utah Valley	0 3	
								114 N	Stony Brook	0 12	
								132 N	Villanova	1 0	
								148 H	Temple	6 3	
								148 H	Temple	3 2	
								155 N	Youngstown St.	5 4	
								156 H	Fairleigh Dickinson	4 1	
								156 H	Fairleigh Dickinson	0 1	
								167 A	Penn	3 6	
								173 A	Fairfield	0 7	
								183 N	Campbell	10 8	
								187 N	Utah St.	3 2	
								206 A	Colgate	0 7	
								206 A	Colgate	8 4	
								206 A	Colgate	1 4	
								206 A	Colgate	4 5	
								212 N	Monmouth	8 4	
								216 N	Buffalo	7 2	
								222 N	Akron	5 0	
								227 A	George Washington	5 4	
								228 N	Neb. Omaha	1 3	
								237 N	Houston Baptist	2 1	
								243 N	Rider	1 2	
								243 N	Rider	3 5	
								247 N	Delaware	2 13	
								253 N	Siena	2 8	
								257 A	Norfolk St.	0 8	
				LAST 10 GAMES							
				206 A	Colgate	8 4		148 H	Temple	3 2	
				206 A	Colgate	0 7		280 H	Holy Cross	5 3	
				206 A	Colgate	1 4		280 H	Holy Cross	10 4	
				206 A	Colgate	4 5		280 H	Holy Cross	1 0	
				148 H	Temple	6 3		280 H	Holy Cross	8 0	

Non-Div. I Games:

Army

RPI	S	Opponent	Score	
257	A	Norfolk St.	5	4
267	N	Wagner	5	3
280	H	Holy Cross	5	3
280	H	Holy Cross	1	0
280	H	Holy Cross	8	0
280	H	Holy Cross	10	4
283	H	Saint Peter's	21	2
283	H	Saint Peter's	10	2
283	N	Saint Peter's	5	3

A
r
m
y

A
r
m
y

Army

Average RPI Win:		204	WON-LOST		WINNING		LAST 10		STRENGTH OF		OPP. STRENGTH		TEAM	ADJ		CONF.		ADJ CONF.						
Average RPI Loss:		77	RECORD		PCT. RANK		GAMES		SCHEDULE		OF SCHEDULE		RPI	RPI		RPI		RPI						
DIV. I ONLY			7-29-0		.19444		273		0-10-0		56		95		201		.45502		197		14		14	
DIV. I NON-CONF.			7-17-0		.29167		232		0-1-0		100		77		190		.46726		186		14		14	
TOTALS		RPI 1-25		RPI 26-50		W-L RECORDS		RPI 51-100		RPI 101-150		RPI 150+												
7-29-0		0-4-0		0-2-0		OVERALL		0-15-0		3-7-0		4-1-0												
0-11-0		0-0-0		0-0-0		HOME		0-6-0		0-5-0		0-0-0												
1-10-0		0-4-0		0-1-0		AWAY		0-3-0		1-2-0		0-0-0												
6-8-0		0-0-0		0-1-0		NEUTRAL		0-6-0		2-0-0		4-1-0												
7-17-0		0-4-0		0-2-0		NON-CONFERENCE		0-6-0		3-4-0		4-1-0												
0-2-0		0-0-0		0-0-0		HOME		0-0-0		0-2-0		0-0-0												
1-7-0		0-4-0		0-0-		AWAY		0-0-0		1-2-0		0-0-0												
6-8-0		0-0-0		0-1-0		NEUTRAL		0-6-0		2-0-0		4-1-0												
0-12-0		0-0-0		0-0-0		CONFERENCE		0-9-0		0-3-0		0-0-0												
0-9-0		0-0-0		0-0-0		HOME		0-6-0		0-3-0		0-0-0												
0-3-0		0-0-0		0-0-0		AWAY		0-3-0		0-0-0		0-0-0												
0-0-0		0-0-0		0-0-0		NEUTRAL		0-0-0		0-0-0		0-0-0												
RPI	S	Opponent		Score		RPI	S	Opponent		Score		RPI	S	Opponent		Score								
3	A	Arizona St.		0	11	37	N	Baylor		1	5	54	N	Boise St.		4	5	103	A	North Texas		9	12	
3	A	Arizona St.		0	9	38	A	Oklahoma St.		1	2	60	A	Illinois St.		1	4	122	H	Creighton		7	15	
8	A	Oklahoma		0	13							60	A	Illinois St.		3	5	122	H	Creighton		1	9	
8	A	Oklahoma		0	5							60	A	Illinois St.		0	3	122	H	Creighton		4	14	
												63	H	Southern Ill.		1	7	125	A	Saint Louis		7	2	
												63	H	Southern Ill.		8	11	125	A	Saint Louis		0	1	
												63	H	Southern Ill.		0	5	135	H	Loyola Chicago		6	9	
												66	N	Arkansas		0	8	135	H	Loyola Chicago		3	5	
												73	N	North Dakota St.		2	10	150	N	Sam Houston St.		6	4	
												82	H	UNI		2	4	150	N	Sam Houston St.		4	3	
												82	H	UNI		5	6	193	N	Texas-Arlington		1	6	
												82	H	UNI		6	8	217	N	Belmont		7	2	
												89	N	Iowa		0	11	226	N	South Dakota St.		4	1	
												90	N	Indiana		0	11	279	N	Howard		15	9	
												90	N	Indiana		3	6	279	N	Howard		9	1	
LAST 10 GAMES																								
122 H Creighton						7	15	82 H UNI						5	6									
122 H Creighton						4	14	60 A Illinois St.						1	4									
122 H Creighton						1	9	60 A Illinois St.						3	5									
82 H UNI						2	4	60 A Illinois St.						0	3									
82 H UNI						6	8	125 A Saint Louis						0	1									

Non-Div. I Games:

Wichita St.

**F
u
r
m
a
n**

Furman

RPI	S	Opponent	Score	
266	N	Alabama St.	1	0
275	H	Oakland	6	1
275	H	Oakland	6	2

Furman

F
u
r
m
a
n

F
u
r
m
a
n

Average RPI Win:		230	WON-LOST RECORD		WINNING PCT. RANK		LAST 10 GAMES		STRENGTH OF SCHEDULE		OPP. STRENGTH OF SCHEDULE		TEAM RPI		ADJ RPI		CONF. RPI		ADJ CONF. RPI				
DIV. I ONLY			17-21-0		.44737 169		4-6-0		210		216		198		.45377 199		16		16				
DIV. I NON-CONF.			13-15-0		.46429 153		0-0-0		236		210		201		.45833 199		17		17				
TOTALS		RPI 1-25		RPI 26-50		W-L RECORDS		RPI 51-100		RPI 101-150		RPI 150+											
17-21-0		0-3-0		0-1-0		OVERALL		2-4-0		0-2-0		15-11-0											
7-7-0		0-0-0		0-0-0		HOME		0-2-0		0-0-0		7-5-0											
6-7-0		0-3-0		0-0-0		AWAY		1-2-0		0-0-0		5-2-0											
4-7-0		0-0-0		0-1-0		NEUTRAL		1-0-0		0-2-0		3-4-0											
13-15-0		0-3-0		0-1-0		NON-CONFERENCE		1-2-0		0-2-0		12-7-0											
5-3-0		0-0-0		0-0-0		HOME		0-2-0		0-0-0		5-1-0											
4-5-0		0-3-0		0-0-		AWAY		0-0-0		0-0-0		4-2-0											
4-7-0		0-0-0		0-1-0		NEUTRAL		1-0-0		0-2-0		3-4-0											
4-6-0		0-0-0		0-0-0		CONFERENCE		1-2-0		0-0-0		3-4-0											
2-4-0		0-0-0		0-0-0		HOME		0-0-0		0-0-0		2-4-0											
2-2-0		0-0-0		0-0-0		AWAY		1-2-0		0-0-0		1-0-0											
0-0-0		0-0-0		0-0-0		NEUTRAL		0-0-0		0-0-0		0-0-0											
RPI	S	Opponent		Score		RPI	S	Opponent		Score		RPI	S	Opponent		Score							
5	A	Florida		0	9	35	N	Kansas		1	5	75	H	S.C. Upstate		0	9	102	N	Bowling Green		0	8
5	A	Florida		0	14							75	H	S.C. Upstate		0	7	142	N	St. John's (NY)		1	4
16	A	Georgia		1	14							87	A	Coastal Caro.		1	3	151	N	Eastern Mich.		0	5
												87	A	Coastal Caro.		2	5	151	N	Eastern Mich.		2	6
												87	A	Coastal Caro.		5	4	173	N	Fairfield		4	7
												96	N	Albany (NY)		2	1	173	N	Fairfield		3	4
																		183	H	Campbell		3	2
																		183	H	Campbell		1	2
																		183	H	Campbell		8	0
																		194	H	UNC Greensboro		1	11
																		194	H	UNC Greensboro		10	5
																		198	A	Furman		1	6
																		198	A	Furman		2	3
																		221	H	Liberty		3	8
																		221	H	Liberty		0	4
																		221	H	Liberty		5	7
																		232	A	Presbyterian		6	4
																		236	N	Tennessee St.		8	6
																		236	N	Tennessee St.		6	4
																		264	A	UNC Wilmington		6	5
																		264	A	UNC Wilmington		3	1
																		264	N	UNC Wilmington		6	0
																		270	H	N.C. A&T		5	1
																		270	H	N.C. A&T		4	2
																		276	H	Morgan St.		6	4
																		276	H	Morgan St.		8	0
																		286	A	South Carolina St.		13	4
				LAST 10 GAMES																			
				183	H	Campbell	1	2	87	A	Coastal Caro.	2	5										
				183	H	Campbell	3	2	232	A	Presbyterian	6	4										
				183	H	Campbell	8	0	221	H	Liberty	5	7										
				87	A	Coastal Caro.	1	3	221	H	Liberty	3	8										
				87	A	Coastal Caro.	5	4	221	H	Liberty	0	4										

Non-Div. I Games:

Gardner-Webb

RPI	S	Opponent	Score	
286	A	South Carolina St.	9	0

Gardner-Webb

G
a
r
d
n
e
r
-
W
e
b
b

G
a
r
d
n
e
r
-
W
e
b
b

Average RPI Win:		201	WON-LOST		WINNING		LAST 10		STRENGTH OF		OPP. STRENGTH		TEAM	ADJ		CONF.	ADJ CONF.	
Average RPI Loss:		111	RECORD		PCT. RANK		GAMES		SCHEDULE		OF SCHEDULE		RPI	RPI		RPI	RPI	
DIV. I ONLY			10-22-0		.3125	232	3-7-0		130		153		200	.45332		200	11	11
DIV. I NON-CONF.			10-16-0		.38462	190	3-1-0		186		170		202	.4557		202	11	11
TOTALS		RPI 1-25		RPI 26-50		W-L RECORDS		RPI 51-100		RPI 101-150		RPI 150+						
10-22-0		0-2-0		0-1-0		OVERALL		1-11-0		1-2-0		8-6-0						
3-5-0		0-0-0		0-0-0		HOME		0-4-0		0-0-0		3-1-0						
1-6-0		0-1-0		0-0-0		AWAY		0-4-0		0-0-0		1-1-0						
6-11-0		0-1-0		0-1-0		NEUTRAL		1-3-0		1-2-0		4-4-0						
10-16-0		0-2-0		0-1-0		NON-CONFERENCE		1-5-0		1-2-0		8-6-0						
3-1-0		0-0-0		0-0-0		HOME		0-0-0		0-0-0		3-1-0						
1-4-0		0-1-0		0-0-		AWAY		0-2-0		0-0-0		1-1-0						
6-11-0		0-1-0		0-1-0		NEUTRAL		1-3-0		1-2-0		4-4-0						
0-6-0		0-0-0		0-0-0		CONFERENCE		0-6-0		0-0-0		0-0-0						
0-4-0		0-0-0		0-0-0		HOME		0-4-0		0-0-0		0-0-0						
0-2-0		0-0-0		0-0-0		AWAY		0-2-0		0-0-0		0-0-0						
0-0-0		0-0-0		0-0-0		NEUTRAL		0-0-0		0-0-0		0-0-0						
RPI	S	Opponent		Score		RPI	S	Opponent		Score		RPI	S	Opponent		Score		
7	A	Tennessee		0	8	40	N	Troy		9	12	51	N	Boston U.		7	3	
14	N	Missouri		3	9							61	A	Chattanooga		1	6	
												69	A	Georgia St.		2	11	
												75	A	S.C. Upstate		0	4	
												75	A	S.C. Upstate		3	8	
												85	H	Kennesaw St.		3	4	
												85	H	Kennesaw St.		0	9	
												86	H	Mercer		3	4	
												86	H	Mercer		2	3	
												97	N	Longwood		2	3	
												98	N	Ball St.		2	7	
												100	N	Valparaiso		2	4	
														221 A Liberty		10	7	
														221 A Liberty		13	14	
														232 H Presbyterian		4	5	
														232 H Presbyterian		5	4	
														238 N Nicholls St.		10	5	
														242 N Niagara		1	0	
														252 N Canisius		6	5	
														267 N Wagner		12	0	
LAST 10 GAMES																		
						75	A	S.C. Upstate		3	8	85	H	Kennesaw St.		3	4	
						75	A	S.C. Upstate		0	4	195	H	Western Caro.		7	0	
						86	H	Mercer		2	3	195	H	Western Caro.		1	0	
						86	H	Mercer		3	4	232	H	Presbyterian		5	4	
						85	H	Kennesaw St.		0	9	232	H	Presbyterian		4	5	

Non-Div. I Games:

East Tenn. St.

Average RPI Win:	185	WON-LOST	WINNING	LAST 10	STRENGTH OF	OPP. STRENGTH	TEAM	ADJ	CONF.	ADJ CONF.		
Average RPI Loss:	122	RECORD	PCT. RANK	GAMES	SCHEDULE	OF SCHEDULE	RPI	RPI	RPI	RPI		
DIV. I ONLY		10-23-0	.30303	241	2-8-0	109	175	199	.4514	201	23	23
DIV. I NON-CONF.		7-21-0	.25	246	0-6-0	105	143	215	.44603	214	23	23
<hr/>												
TOTALS	RPI 1-25	RPI 26-50		W-L RECORDS		RPI 51-100		RPI 101-150		RPI 150+		
10-23-0	0-3-0	0-3-0		OVERALL		1-3-0		2-7-0		7-7-0		
0-0-0	0-0-0	0-0-0		HOME		0-0-0		0-0-0		0-0-0		
2-6-0	0-3-0	0-2-0		AWAY		0-0-0		1-0-0		1-1-0		
8-17-0	0-0-0	0-1-0		NEUTRAL		1-3-0		1-7-0		6-6-0		
<hr/>												
7-21-0	0-3-0	0-3-0		NON-CONFERENCE		1-3-0		2-7-0		4-5-0		
0-0-0	0-0-0	0-0-0		HOME		0-0-0		0-0-0		0-0-0		
2-6-0	0-3-0	0-0-		AWAY		0-0-0		1-0-0		1-1-0		
5-15-0	0-0-0	0-1-0		NEUTRAL		1-3-0		1-7-0		3-4-0		
<hr/>												
3-2-0	0-0-0	0-0-0		CONFERENCE		0-0-0		0-0-0		3-2-0		
0-0-0	0-0-0	0-0-0		HOME		0-0-0		0-0-0		0-0-0		
0-0-0	0-0-0	0-0-0		AWAY		0-0-0		0-0-0		0-0-0		
3-2-0	0-0-0	0-0-0		NEUTRAL		0-0-0		0-0-0		3-2-0		
<hr/>												
RPI S	Opponent	Score	RPI S	Opponent	Score	RPI S	Opponent	Score	RPI S	Opponent	Score	
11 A	Washington	0 4	41 A	New Mexico	0 8	57 N	Utah	3 4	113 N	Utah Valley	3 7	
11 A	Washington	4 12	41 A	New Mexico	8 13	57 N	Utah	2 18	113 N	Utah Valley	2 5	
13 A	Arizona	2 14	43 N	UAB	8 9	77 N	Western Ky.	2 9	117 A	A&M-Corpus Christi	2 0	
						82 N	UNI	8 4	129 N	Central Mich.	0 7	
									136 N	Western Ill.	0 4	
									137 N	UTSA	4 6	
									144 N	Michigan St.	6 8	
									147 N	Southern Utah	6 1	
									147 N	Southern Utah	1 4	
									175 N	CSU Bakersfield	15 1	
									175 N	CSU Bakersfield	1 3	
									186 N	Drake	4 3	
									213 N	Ill.-Chicago	7 12	
									215 N	Wright St.	1 7	
									228 N	Neb. Omaha	2 1	
									228 N	Neb. Omaha	3 0	
									228 N	Neb. Omaha	6 4	
									229 A	Seattle	4 11	
									229 A	Seattle	5 4	
									229 N	Seattle	1 2	
									229 N	Seattle	7 6	
									237 N	Houston Baptist	2 8	
									237 N	Houston Baptist	1 2	
<hr/>												
			LAST 10 GAMES									
			228 N Neb. Omaha			6 4	237 N Houston Baptist			2 8		
			228 N Neb. Omaha			3 0	144 N Michigan St.			6 8		
			113 N Utah Valley			2 5	215 N Wright St.			1 7		
			113 N Utah Valley			3 7	129 N Central Mich.			0 7		
			237 N Houston Baptist			1 2	213 N Ill.-Chicago			7 12		

Average RPI Win:		141	WON-LOST RECORD		WINNING PCT. RANK		LAST 10 GAMES		STRENGTH OF SCHEDULE		OPP. STRENGTH OF SCHEDULE		TEAM RPI		ADJ RPI		CONF. RPI		ADJ CONF. RPI	
DIV. I ONLY			6-24-0		.2 271		1-8-0		79		79		207		.45052 202		17		17	
DIV. I NON-CONF.			6-19-0		.24 252		1-3-0		132		59		217		.44661 213		20		20	
TOTALS		RPI 1-25		RPI 26-50		W-L RECORDS		RPI 51-100		RPI 101-150		RPI 150+								
6-24-0		0-2-0		0-2-0		OVERALL		1-12-0		2-4-0		3-4-0								
0-2-0		0-0-0		0-0-0		HOME		0-2-0		0-0-0		0-0-0								
5-8-0		0-1-0		0-0-0		AWAY		1-5-0		2-0-0		2-2-0								
1-14-0		0-1-0		0-2-0		NEUTRAL		0-5-0		0-4-0		1-2-0								
6-19-0		0-2-0		0-2-0		NON-CONFERENCE		1-7-0		2-4-0		3-4-0								
0-0-0		0-0-0		0-0-0		HOME		0-0-0		0-0-0		0-0-0								
5-5-0		0-1-0		0-0-		AWAY		1-2-0		2-0-0		2-2-0								
1-14-0		0-1-0		0-2-0		NEUTRAL		0-5-0		0-4-0		1-2-0								
0-5-0		0-0-0		0-0-0		CONFERENCE		0-5-0		0-0-0		0-0-0								
0-2-0		0-0-0		0-0-0		HOME		0-2-0		0-0-0		0-0-0								
0-3-0		0-0-0		0-0-0		AWAY		0-3-0		0-0-0		0-0-0								
0-0-0		0-0-0		0-0-0		NEUTRAL		0-0-0		0-0-0		0-0-0								
RPI	S	Opponent		Score		RPI	S	Opponent		Score		RPI	S	Opponent		Score				
5	N	Florida		0	8	27	N	Oregon St.		0	4	51	H	Boston U.		1	2			
18	A	South Fla.		1	8	27	N	Oregon St.		0	13	51	H	Boston U.		1	6			
						55	A	San Diego St.		0	8	118	N	San Diego		4	7			
						60	N	Illinois St.		4	5	120	N	UC Davis		0	2			
						62	A	Hofstra		3	2	146	A	Long Beach St.		3	2			
						62	A	Hofstra		0	1	146	A	Long Beach St.		6	4			
						80	N	South Carolina		4	13	154	A	Cal St. Fullerton		11	3			
						83	N	Connecticut		2	8	162	A	UC Riverside		3	4			
						83	N	Connecticut		0	8	165	A	Cal St. Northridge		1	2			
						94	N	Harvard		2	3	165	A	Cal St. Northridge		1	0			
						96	A	Albany (NY)		3	4	170	N	LIU Brooklyn		1	0			
						96	A	Albany (NY)		0	8	175	N	CSU Bakersfield		0	14			
						96	A	Albany (NY)		0	5	175	N	CSU Bakersfield		3	12			
						LAST 10 GAMES														
						51	H	Boston U.		1	6	62	A	Hofstra		3	2			
						51	H	Boston U.		1	2	83	N	Connecticut		0	8			
						96	A	Albany (NY)		0	8	62	A	Hofstra		0	1			
						96	A	Albany (NY)		3	4	83	N	Connecticut		2	8			
96	A	Albany (NY)		0	5	94	N	Harvard		2	3									

Non-Div. I Games: Husson 9 0

Maine

Average RPI Win:		193	WON-LOST RECORD		WINNING PCT. RANK		LAST 10 GAMES		STRENGTH OF SCHEDULE		OPP. STRENGTH OF SCHEDULE		TEAM RPI		ADJ RPI		CONF. RPI		ADJ CONF. RPI	
DIV. I ONLY			9-27-0		.25 261		4-6-0		91		186		213		.44905 203		15		15	
DIV. I NON-CONF.			6-18-0		.25 246		1-3-0		136		155		226		.44114 221		15		15	
TOTALS			RPI 1-25		RPI 26-50		W-L RECORDS		RPI 51-100		RPI 101-150		RPI 150+							
9-27-0			0-1-0		1-2-0		OVERALL		0-9-0		0-4-0		8-11-0							
3-15-0			0-0-0		1-1-0		HOME		0-7-0		0-1-0		2-6-0							
2-8-0			0-1-0		0-1-0		AWAY		0-2-0		0-3-0		2-1-0							
4-4-0			0-0-0		0-0-0		NEUTRAL		0-0-0		0-0-0		4-4-0							
6-18-0			0-1-0		1-2-0		NON-CONFERENCE		0-6-0		0-1-0		5-8-0							
2-10-0			0-0-0		1-1-0		HOME		0-4-0		0-1-0		1-4-0							
0-4-0			0-1-0		0-0-		AWAY		0-2-0		0-0-0		0-0-0							
4-4-0			0-0-0		0-0-0		NEUTRAL		0-0-0		0-0-0		4-4-0							
3-9-0			0-0-0		0-0-0		CONFERENCE		0-3-0		0-3-0		3-3-0							
1-5-0			0-0-0		0-0-0		HOME		0-3-0		0-0-0		1-2-0							
2-4-0			0-0-0		0-0-0		AWAY		0-0-0		0-3-0		2-1-0							
0-0-0			0-0-0		0-0-0		NEUTRAL		0-0-0		0-0-0		0-0-0							
RPI	S	Opponent		Score		RPI	S	Opponent		Score		RPI	S	Opponent		Score				
2	A	Alabama		3	7	33	A	Mississippi St.		5	11	53	H	Ga. Southern		3	6			
						33	H	Mississippi St.		3	6	53	H	Ga. Southern		3	12			
						45	H	South Ala.		5	3	53	H	Ga. Southern		1	2			
												71	A	Lipscomb		2	5			
												77	H	Western Ky.		1	5			
												77	H	Western Ky.		1	11			
												85	A	Kennesaw St.		2	10			
												86	H	Mercer		4	7			
												86	H	Mercer		2	6			
												121	A	Col. of Charleston		1	7			
												121	A	Col. of Charleston		2	6			
												121	A	Col. of Charleston		2	4			
												149	H	La.-Monroe		6	7			
												158	N	Butler		4	3			
												161	H	Eastern Ill.		1	4			
												161	H	Eastern Ill.		1	3			
												161	N	Eastern Ill.		4	5			
												164	N	Louisiana Tech		2	8			
												169	N	Iona		0	1			
												169	N	Iona		1	2			
												172	H	Memphis		5	0			
												172	H	Memphis		4	11			
												174	H	Mississippi Val.		4	6			
												185	A	Elon		4	3			
												185	A	Elon		6	2			
												185	A	Elon		1	4			
												194	H	UNC Greensboro		2	1			
												194	H	UNC Greensboro		8	13			
												194	H	UNC Greensboro		3	5			
												262	N	South Dakota		4	0			
												262	N	South Dakota		8	7			
												271	N	Columbia		13	1			
LAST 10 GAMES																				
						194	H	UNC Greensboro		8	13	185	A	Elon		6	2			
						194	H	UNC Greensboro		3	5	185	A	Elon		4	3			
						194	H	UNC Greensboro		2	1	185	A	Elon		1	4			
						77	H	Western Ky.		1	5	85	A	Kennesaw St.		2	10			
						77	H	Western Ky.		1	11	172	H	Memphis		5	0			

Non-Div. I Games:

Samford

Average RPI Win:	242	WON-LOST RECORD	WINNING PCT. RANK	LAST 10 GAMES		STRENGTH OF SCHEDULE	OPP. STRENGTH OF SCHEDULE	TEAM RPI	ADJ RPI	CONF. RPI	ADJ CONF. RPI
DIV. I ONLY		16-13-0	.55172 107	7-3-0		258	243	196	.44898 204	27	27
DIV. I NON-CONF.		9-12-0	.42857 169	0-2-0		264	235	237	.42059 240	27	27
TOTALS	RPI 1-25	RPI 26-50	W-L RECORDS	RPI 51-100	RPI 101-150	RPI 150+					
16-13-0	0-0-0	0-2-0	OVERALL	1-4-0	0-3-0	15-4-0					
4-5-0	0-0-0	0-0-0	HOME	1-3-0	0-0-0	3-2-0					
8-5-0	0-0-0	0-2-0	AWAY	0-0-0	0-2-0	8-1-0					
4-3-0	0-0-0	0-0-0	NEUTRAL	0-1-0	0-1-0	4-1-0					
9-12-0	0-0-0	0-2-0	NON-CONFERENCE	0-3-0	0-3-0	9-4-0					
1-4-0	0-0-0	0-0-0	HOME	0-2-0	0-0-0	1-2-0					
4-5-0	0-0-0	0-0-	AWAY	0-0-0	0-2-0	4-1-0					
4-3-0	0-0-0	0-0-0	NEUTRAL	0-1-0	0-1-0	4-1-0					
7-1-0	0-0-0	0-0-0	CONFERENCE	1-1-0	0-0-0	6-0-0					
3-1-0	0-0-0	0-0-0	HOME	1-1-0	0-0-0	2-0-0					
4-0-0	0-0-0	0-0-0	AWAY	0-0-0	0-0-0	4-0-0					
0-0-0	0-0-0	0-0-0	NEUTRAL	0-0-0	0-0-0	0-0-0					
RPI S Opponent Score	RPI S Opponent Score	RPI S Opponent Score	RPI S Opponent Score	RPI S Opponent Score	RPI S Opponent Score	RPI S Opponent Score					
29 A Virginia Tech 2 6	29 A Virginia Tech 4 8	94 H Harvard 10 8	102 N Bowling Green 0 7	94 H Harvard 2 6	124 A Delaware St. 2 8	124 A Delaware St. 1 3	179 N Marist 0 6	221 A Liberty 7 4	221 A Liberty 7 0	222 H Akron 9 8	234 H Dartmouth 10 8
		96 H Albany (NY) 6 8	221 A Liberty 7 0	96 H Albany (NY) 1 7	234 H Dartmouth 4 2	243 N Rider 2 0	255 N Hartford 8 2	255 N Hartford 6 3	265 N Bucknell 9 8	268 A Brown 11 9	268 A Brown 8 4
		96 N Albany (NY) 0 1	268 A Brown 8 4		272 A Yale 8 6	272 A Yale 8 5	273 A George Mason 0 3	273 A George Mason 1 0	273 A George Mason 7 4	273 H George Mason 0 2	273 H George Mason 2 3
LAST 10 GAMES		LAST 10 GAMES		LAST 10 GAMES		LAST 10 GAMES		LAST 10 GAMES		LAST 10 GAMES	
272 A Yale 8 5	272 A Yale 8 6	272 A Yale 8 4	272 A Yale 11 9	96 H Albany (NY) 6 8	94 H Harvard 2 6	94 H Harvard 10 8	234 H Dartmouth 4 2	234 H Dartmouth 10 8	234 H Dartmouth 4 2	234 H Dartmouth 10 8	234 H Dartmouth 4 2
268 A Brown 8 4	268 A Brown 11 9	268 A Brown 8 4	268 A Brown 11 9	96 H Albany (NY) 6 8	94 H Harvard 2 6	94 H Harvard 10 8	94 H Harvard 2 6	94 H Harvard 10 8	94 H Harvard 2 6	94 H Harvard 10 8	94 H Harvard 2 6

Non-Div. I Games:

Cornell

Average RPI Win:	238	WON-LOST RECORD	WINNING PCT. RANK	LAST 10 GAMES	STRENGTH OF SCHEDULE	OPP. STRENGTH OF SCHEDULE	TEAM RPI	ADJ RPI	CONF. RPI	ADJ CONF. RPI	
DIV. I ONLY		15-23-0	.39474 203	4-6-0	204	164	206	.44885 205	7	7	
DIV. I NON-CONF.		15-17-0	.46875 148	4-0-0	225	231	198	.45776 200	7	7	
TOTALS	RPI 1-25	RPI 26-50		W-L RECORDS		RPI 51-100		RPI 101-150		RPI 150+	
15-23-0	0-3-0	0-3-0		OVERALL		0-8-0		1-4-0		14-5-0	
0-3-0	0-3-0	0-0-0		HOME		0-0-0		0-0-0		0-0-0	
4-8-0	0-0-0	0-2-0		AWAY		0-4-0		0-1-0		4-1-0	
11-12-0	0-0-0	0-1-0		NEUTRAL		0-4-0		1-3-0		10-4-0	
15-17-0	0-0-0	0-3-0		NON-CONFERENCE		0-5-0		1-4-0		14-5-0	
0-0-0	0-0-0	0-0-0		HOME		0-0-0		0-0-0		0-0-0	
4-5-0	0-0-0	0-0-		AWAY		0-1-0		0-1-0		4-1-0	
11-12-0	0-0-0	0-1-0		NEUTRAL		0-4-0		1-3-0		10-4-0	
0-6-0	0-3-0	0-0-0		CONFERENCE		0-3-0		0-0-0		0-0-0	
0-3-0	0-3-0	0-0-0		HOME		0-0-0		0-0-0		0-0-0	
0-3-0	0-0-0	0-0-0		AWAY		0-3-0		0-0-0		0-0-0	
0-0-0	0-0-0	0-0-0		NEUTRAL		0-0-0		0-0-0		0-0-0	
RPI S	Opponent	Score	RPI S	Opponent	Score	RPI S	Opponent	Score	RPI S	Opponent	Score
22 H	DePaul	0 4	42 A	UCF	0 5	57 N	Utah	1 5	107 N	Kent St.	0 8
22 H	DePaul	1 8	42 A	UCF	2 3	60 N	Illinois St.	5 6	112 A	Fla. Gulf Coast	0 4
22 H	DePaul	0 4	45 N	South Ala.	0 8	70 N	Ohio St.	0 5	114 N	Stony Brook	3 4
						81 A	Rutgers	0 8	140 N	Robert Morris	0 1
						81 A	Rutgers	2 3	148 N	Temple	4 0
						81 A	Rutgers	0 3	152 N	Lehigh	4 3
						95 A	North Carolina St.	2 9	185 A	Elon	0 8
						97 N	Longwood	3 4	208 A	Drexel	3 0
									210 N	Saint Francis (PA)	0 1
									210 N	Saint Francis (PA)	1 2
									220 N	Sacred Heart	6 5
									221 N	Liberty	2 7
									221 N	Liberty	9 2
									227 A	George Washington	1 0
									233 N	Toledo	8 0
									233 N	Toledo	8 9
									248 A	UMBC	8 0
									260 N	Mt. St. Mary's	2 1
									264 N	UNC Wilmington	8 0
									273 A	George Mason	2 1
									273 N	George Mason	8 0
									279 N	Howard	5 0
									279 N	Howard	8 1
									284 N	N.C. Central	13 5
			LAST 10 GAMES								
			22 H	DePaul	1 8	81 A	Rutgers	0 3			
			22 H	DePaul	0 4	81 A	Rutgers	2 3			
			22 H	DePaul	0 4	273 A	George Mason	2 1			
			248 A	UMBC	8 0	227 A	George Washington	1 0			
			81 A	Rutgers	0 8	220 N	Sacred Heart	6 5			

Non-Div. I Games:

Georgetown

Average RPI Win: 230		WON-LOST RECORD		WINNING PCT. RANK		LAST 10 GAMES		STRENGTH OF SCHEDULE		OPP. STRENGTH OF SCHEDULE		TEAM RPI		ADJ RPI		CONF. RPI		ADJ CONF. RPI	
DIV. I ONLY		11-16-0		.40741 194		7-2-0		213		183		208		.44775 206		29		29	
DIV. I NON-CONF.		4-15-0		.21053 258		0-1-0		218		121		253		.40773 252		29		29	
TOTALS		RPI 1-25		RPI 26-50		W-L RECORDS		RPI 51-100		RPI 101-150		RPI 150+							
11-16-0		0-1-0		0-1-0		OVERALL		0-4-0		0-5-0		11-5-0							
3-3-0		0-0-0		0-0-0		HOME		0-1-0		0-1-0		3-1-0							
4-5-0		0-1-0		0-1-0		AWAY		0-0-0		0-1-0		4-2-0							
4-8-0		0-0-0		0-0-0		NEUTRAL		0-3-0		0-3-0		4-2-0							
4-15-0		0-1-0		0-1-0		NON-CONFERENCE		0-4-0		0-5-0		4-4-0							
0-2-0		0-0-0		0-0-0		HOME		0-1-0		0-1-0		0-0-0							
0-5-0		0-1-0		0-0-		AWAY		0-0-0		0-1-0		0-2-0							
4-8-0		0-0-0		0-0-0		NEUTRAL		0-3-0		0-3-0		4-2-0							
7-1-0		0-0-0		0-0-0		CONFERENCE		0-0-0		0-0-0		7-1-0							
3-1-0		0-0-0		0-0-0		HOME		0-0-0		0-0-0		3-1-0							
4-0-0		0-0-0		0-0-0		AWAY		0-0-0		0-0-0		4-0-0							
0-0-0		0-0-0		0-0-0		NEUTRAL		0-0-0		0-0-0		0-0-0							
RPI	S	Opponent		Score		RPI	S	Opponent		Score		RPI	S	Opponent		Score			
25	A	Syracuse		0 6		50	A	Virginia		2 13		57	N	Utah		1 2			
												57	N	Utah		0 8			
												81	N	Rutgers		0 3			
												96	H	Albany (NY)		0 8			
												107	N	Kent St.		0 6			
												112	A	Fla. Gulf Coast		3 8			
												114	N	Stony Brook		4 9			
												133	H	Ohio		3 4			
												133	N	Ohio		0 7			
												169	N	Iona		2 1			
												171	A	Fla. Atlantic		2 6			
												171	A	Fla. Atlantic		2 3			
												190	N	Saint Joseph's		4 9			
												196	H	Army		7 0			
												196	H	Army		4 8			
												196	H	Army		4 1			
												196	H	Army		5 4			
												210	N	Saint Francis (PA)		1 0			
												252	N	Canisius		5 4			
												255	N	Hartford		2 3			
												255	N	Hartford		8 0			
												265	A	Bucknell		4 3			
												265	A	Bucknell		2 0			
												265	A	Bucknell		11 1			
												265	A	Bucknell		5 0			
LAST 10 GAMES						LAST 10 GAMES						LAST 10 GAMES							
						196	H	Army		4 8		265	A	Bucknell		5 0			
						196	H	Army		7 0		265	A	Bucknell		11 1			
						196	H	Army		4 1		265	A	Bucknell		2 0			
						196	H	Army		5 4		265	A	Bucknell		4 3			
						96	H	Albany (NY)		0 8		252	N	Canisius		5 4			

Non-Div. I Games:

Colgate

Average RPI Win:	229	WON-LOST	WINNING	LAST 10	STRENGTH OF	OPP. STRENGTH	TEAM	ADJ	CONF.	ADJ CONF.				
Average RPI Loss:	125	RECORD	PCT. RANK	GAMES	SCHEDULE	OF SCHEDULE	RPI	RPI	RPI	RPI				
DIV. I ONLY	20-21-0	.4878	142	9-1-0	257	203	210	.44712	207	30	30			
DIV. I NON-CONF.	13-21-0	.38235	197	3-1-0	229	177	218	.44298	218	30	30			
<hr/>														
TOTALS	RPI 1-25	RPI 26-50		W-L RECORDS		RPI 51-100		RPI 101-150		RPI 150+				
20-21-0	0-0-0	0-1-0		OVERALL		0-5-0		3-8-0		17-7-0				
12-2-0	0-0-0	0-0-0		HOME		0-0-0		1-2-0		11-0-0				
4-5-0	0-0-0	0-0-0		AWAY		0-1-0		1-3-0		3-1-0				
4-14-0	0-0-0	0-1-0		NEUTRAL		0-4-0		1-3-0		3-6-0				
13-21-0	0-0-0	0-1-0		NON-CONFERENCE		0-5-0		2-8-0		11-7-0				
8-2-0	0-0-0	0-0-0		HOME		0-0-0		0-2-0		8-0-0				
1-5-0	0-0-0	0-0-		AWAY		0-1-0		1-3-0		0-1-0				
4-14-0	0-0-0	0-1-0		NEUTRAL		0-4-0		1-3-0		3-6-0				
7-0-0	0-0-0	0-0-0		CONFERENCE		0-0-0		1-0-0		6-0-0				
4-0-0	0-0-0	0-0-0		HOME		0-0-0		1-0-0		3-0-0				
3-0-0	0-0-0	0-0-0		AWAY		0-0-0		0-0-0		3-0-0				
0-0-0	0-0-0	0-0-0		NEUTRAL		0-0-0		0-0-0		0-0-0				
RPI	S	Opponent	Score	RPI	S	Opponent	Score	RPI	S	Opponent	Score			
				42	N	UCF	4 10	61	N	Chattanooga	1 12			
								72	N	Minnesota	0 13			
								74	N	North Florida	5 8			
								74	N	North Florida	4 7			
								76	A	Jacksonville	0 8			
										102	N Bowling Green	6 8		
										106	N Western Mich.	0 14		
										108	N Boston College	1 4		
										109	H Loyola Marymount	2 3		
										109	H Loyola Marymount	2 11		
										119	N Quinnipiac	11 2		
										124	H Delaware St.	6 5		
										141	A Stetson	7 2		
										141	A Stetson	0 4		
										141	A Stetson	3 8		
										141	A Stetson	3 11		
										159	N St. Bonaventure	0 3		
										159	N St. Bonaventure	7 9		
										159	N St. Bonaventure	0 3		
										171	A Fla. Atlantic	0 9		
										171	N Fla. Atlantic	12 10		
										184	H Providence	4 2		
										184	H Providence	13 2		
										184	N Providence	2 3		
										184	N Providence	6 1		
										210	N Saint Francis (PA)	1 3		
				LAST 10 GAMES							214	H Towson	3 2	
				286	A	South Carolina St.	13 0	284	H	N.C. Central	10 2	214	H Towson	1 0
				286	A	South Carolina St.	7 2	76	A	Jacksonville	0 8	233	N Toledo	0 8
				286	A	South Carolina St.	4 0	255	H	Hartford	6 2	255	H Hartford	6 2
				284	H	N.C. Central	8 0	255	H	Hartford	15 0	255	H Hartford	15 0
				284	H	N.C. Central	6 3	214	H	Towson	3 2	260	N Mt. St. Mary's	7 6

Non-Div. I Games:

Bethune-Cookman

RPI	S	Opponent	Score	
278	H	Alcorn St.	3	0
278	H	Alcorn St.	4	2
284	H	N.C. Central	10	2
284	H	N.C. Central	6	3
284	H	N.C. Central	8	0
286	A	South Carolina St.	13	0
286	A	South Carolina St.	4	0
286	A	South Carolina St.	7	2

Bethune-Cookman

B
e
t
h
u
n
e
-
C
o
o
k
m
a
n

B
e
t
h
u
n
e
-
C
o
o
k
m
a
n

Average RPI Win: 235		WON-LOST	WINNING	LAST 10	STRENGTH OF		OPP. STRENGTH	TEAM	ADJ		CONF.	ADJ CONF.			
Average RPI Loss: 133		RECORD	PCT. RANK	GAMES	SCHEDULE		OF SCHEDULE	RPI	RPI		RPI	RPI			
DIV. I ONLY		16-16-0	.5	134	6-3-0		253	218	205		.44624	208			
DIV. I NON-CONF.		13-11-0	.54167	107	4-0-0		277	219	210		.44526	215			
TOTALS		RPI 1-25	RPI 26-50		W-L RECORDS		RPI 51-100		RPI 101-150		RPI 150+				
16-16-0		0-0-0	0-3-0		OVERALL		0-4-0		0-1-0		16-8-0				
6-4-0		0-0-0	0-0-0		HOME		0-0-0		0-0-0		6-4-0				
3-7-0		0-0-0	0-1-0		AWAY		0-2-0		0-1-0		3-3-0				
7-5-0		0-0-0	0-2-0		NEUTRAL		0-2-0		0-0-0		7-1-0				
13-11-0		0-0-0	0-3-0		NON-CONFERENCE		0-2-0		0-1-0		13-5-0				
3-1-0		0-0-0	0-0-0		HOME		0-0-0		0-0-0		3-1-0				
3-5-0		0-0-0	0-0-		AWAY		0-0-0		0-1-0		3-3-0				
7-5-0		0-0-0	0-2-0		NEUTRAL		0-2-0		0-0-0		7-1-0				
3-5-0		0-0-0	0-0-0		CONFERENCE		0-2-0		0-0-0		3-3-0				
3-3-0		0-0-0	0-0-0		HOME		0-0-0		0-0-0		3-3-0				
0-2-0		0-0-0	0-0-0		AWAY		0-2-0		0-0-0		0-0-0				
0-0-0		0-0-0	0-0-0		NEUTRAL		0-0-0		0-0-0		0-0-0				
RPI	S	Opponent	Score	RPI	S	Opponent	Score	RPI	S	Opponent	Score	RPI	S	Opponent	Score
				26	A	Auburn	0 13	57	N	Utah	2 8	101	A	East Carolina	7 9
				50	N	Virginia	2 5	57	N	Utah	0 4	164	N	Louisiana Tech	7 6
				50	N	Virginia	0 14	62	A	Hofstra	1 8	183	A	Campbell	1 6
								62	A	Hofstra	5 12	183	A	Campbell	9 6
												189	H	James Madison	6 0
												189	H	James Madison	8 9
												189	H	James Madison	0 4
												194	A	UNC Greensboro	1 5
												205	H	Georgetown	0 3
												214	H	Towson	4 3
												214	H	Towson	0 2
												214	H	Towson	2 1
												227	A	George Washington	3 0
												231	N	Evansville	1 0
												232	N	Presbyterian	6 5
												243	A	Rider	0 2
												243	A	Rider	10 5
												243	N	Rider	12 0
												243	N	Rider	7 0
												252	N	Canisius	1 4
												265	H	Bucknell	7 2
												265	H	Bucknell	7 2
												281	H	Lafayette	9 4
												284	N	N.C. Central	20 1
												284	N	N.C. Central	6 5
LAST 10 GAMES															
				214	H	Towson	0 2	62	A	Hofstra	1 8	281	H	Lafayette	9 4
				214	H	Towson	4 3	227	A	George Washington	3 0	284	N	N.C. Central	20 1
				214	H	Towson	2 1	265	H	Bucknell	7 2	284	N	N.C. Central	6 5
				281	H	Lafayette	9 4	265	H	Bucknell	7 2				
				62	A	Hofstra	5 12	189	H	James Madison	8 9				

Non-Div. I Games:

Drexel

Average RPI Win:	200	WON-LOST RECORD	WINNING PCT. RANK	LAST 10 GAMES	STRENGTH OF SCHEDULE	OPP. STRENGTH OF SCHEDULE	TEAM RPI	ADJ RPI	CONF. RPI	ADJ CONF. RPI		
DIV. I ONLY		12-22-0	.35294	217	2-8-0	169	178	212	.44546	209	10	10
DIV. I NON-CONF.		8-11-0	.42105	177	0-1-0	244	224	219	.4393	223	10	10
<hr/>												
TOTALS	RPI 1-25	RPI 26-50		W-L RECORDS		RPI 51-100		RPI 101-150		RPI 150+		
12-22-0	0-1-0	1-6-0		OVERALL		1-1-0		1-5-0		9-9-0		
8-11-0	0-0-0	1-5-0		HOME		0-0-0		1-4-0		6-2-0		
3-7-0	0-0-0	0-0-0		AWAY		0-0-0		0-0-0		3-7-0		
1-4-0	0-1-0	0-1-0		NEUTRAL		1-1-0		0-1-0		0-0-0		
8-11-0	0-1-0	0-1-0		NON-CONFERENCE		1-1-0		0-3-0		7-5-0		
6-4-0	0-0-0	0-0-0		HOME		0-0-0		0-2-0		6-2-0		
1-3-0	0-0-0	0-0-		AWAY		0-0-0		0-0-0		1-3-0		
1-4-0	0-1-0	0-1-0		NEUTRAL		1-1-0		0-1-0		0-0-0		
4-11-0	0-0-0	1-5-0		CONFERENCE		0-0-0		1-2-0		2-4-0		
2-7-0	0-0-0	1-5-0		HOME		0-0-0		1-2-0		0-0-0		
2-4-0	0-0-0	0-0-0		AWAY		0-0-0		0-0-0		2-4-0		
0-0-0	0-0-0	0-0-0		NEUTRAL		0-0-0		0-0-0		0-0-0		
<hr/>												
RPI S	Opponent	Score	RPI S	Opponent	Score	RPI S	Opponent	Score	RPI S	Opponent	Score	
1 N	California	0 8	36 H	Tulsa	1 6	78 N	Ole Miss	3 5	110 H	Marshall	3 2	
			36 H	Tulsa	3 6	90 N	Indiana	4 1	110 H	Marshall	1 2	
			36 H	Tulsa	8 13				110 H	Marshall	2 6	
			42 H	UCF	0 6				144 N	Michigan St.	2 3	
			42 H	UCF	9 5				145 H	Central Ark.	9 10	
			42 H	UCF	0 3				145 H	Central Ark.	1 7	
			44 N	Northwestern	2 7				154 A	Cal St. Fullerton	2 4	
									164 H	Louisiana Tech	6 13	
									172 A	Memphis	2 1	
									172 A	Memphis	0 2	
									172 A	Memphis	2 3	
									174 H	Mississippi Val.	1 6	
									225 A	UTEP	13 14	
									225 A	UTEP	9 8	
									225 A	UTEP	12 13	
									235 H	IUPUI	4 2	
									238 H	Nicholls St.	5 4	
									239 H	Rhode Island	12 0	
									239 H	Rhode Island	5 4	
									241 A	Jackson St.	8 5	
									241 A	Jackson St.	2 8	
									250 A	Southeastern La.	2 3	
									282 H	Southern U.	7 0	
									282 H	Southern U.	10 0	
<hr/>												
			LAST 10 GAMES									
			110 H	Marshall	3 2	172 A	Memphis	2 3				
			110 H	Marshall	2 6	78 N	Ole Miss	3 5				
			110 H	Marshall	1 2	36 H	Tulsa	3 6				
			172 A	Memphis	2 1	36 H	Tulsa	8 13				
			172 A	Memphis	0 2	36 H	Tulsa	1 6				

Non-Div. I Games:

Southern Miss.

Average RPI Win:	214	WON-LOST	WINNING	LAST 10	STRENGTH OF	OPP. STRENGTH	TEAM	ADJ	CONF.	ADJ CONF.	
Average RPI Loss:	165	RECORD	PCT. RANK	GAMES	SCHEDULE	OF SCHEDULE	RPI	RPI	RPI	RPI	
DIV. I ONLY	14-18-0	.4375	179	3-7-0	198	260	204	.44428	210	26	26
DIV. I NON-CONF.	10-12-0	.45455	156	0-2-0	208	273	203	.45178	207	26	26
<hr/>											
TOTALS	RPI 1-25	RPI 26-50		W-L RECORDS		RPI 51-100		RPI 101-150		RPI 150+	
14-18-0	0-0-0	0-0-0		OVERALL		1-1-0		1-6-0		12-11-0	
2-2-0	0-0-0	0-0-0		HOME		0-0-0		0-0-0		2-2-0	
5-7-0	0-0-0	0-0-0		AWAY		1-1-0		0-2-0		4-4-0	
7-9-0	0-0-0	0-0-0		NEUTRAL		0-0-0		1-4-0		6-5-0	
10-12-0	0-0-0	0-0-0		NON-CONFERENCE		1-1-0		1-4-0		8-7-0	
0-0-0	0-0-0	0-0-0		HOME		0-0-0		0-0-0		0-0-0	
3-3-0	0-0-0	0-0-		AWAY		1-1-0		0-0-0		2-2-0	
7-9-0	0-0-0	0-0-0		NEUTRAL		0-0-0		1-4-0		6-5-0	
4-6-0	0-0-0	0-0-0		CONFERENCE		0-0-0		0-2-0		4-4-0	
2-2-0	0-0-0	0-0-0		HOME		0-0-0		0-0-0		2-2-0	
2-4-0	0-0-0	0-0-0		AWAY		0-0-0		0-2-0		2-2-0	
0-0-0	0-0-0	0-0-0		NEUTRAL		0-0-0		0-0-0		0-0-0	
RPI	S	Opponent	Score	RPI	S	Opponent	Score	RPI	S	Opponent	Score

Non-Div. I Games:

Saint Francis (PA)

RPI	S	Opponent	Score	
272	N	Yale	3	4
279	N	Howard	4	3
280	N	Holy Cross	6	0

Saint Francis (PA)
(
P
A
)

S
a
i
n
t
F
r
a
n
c
i
s
(
P
A
)

S
a
i
n
t
F
r
a
n
c
i
s
(
P
A
)

Average RPI Win:		221	WON-LOST RECORD		WINNING PCT. RANK		LAST 10 GAMES		STRENGTH OF SCHEDULE		OPP. STRENGTH OF SCHEDULE		TEAM RPI		ADJ RPI		CONF. RPI		ADJ CONF. RPI				
DIV. I ONLY			16-24-0		.4	198	3-7-0		180		212		203		.44389		211	30		30			
DIV. I NON-CONF.			14-20-0		.41176	179	1-3-0		178		172		189		.46774		184	30		30			
TOTALS		RPI 1-25		RPI 26-50			W-L RECORDS			RPI 51-100			RPI 101-150			RPI 150+							
16-24-0		0-1-0		0-3-0			OVERALL			1-9-0			2-2-0			13-9-0							
3-7-0		0-1-0		0-0-0			HOME			1-3-0			1-1-0			1-2-0							
1-3-0		0-0-0		0-0-0			AWAY			0-0-0			0-0-0			1-3-0							
12-14-0		0-0-0		0-3-0			NEUTRAL			0-6-0			1-1-0			11-4-0							
14-20-0		0-1-0		0-3-0			NON-CONFERENCE			1-9-0			2-2-0			11-5-0							
2-5-0		0-1-0		0-0-0			HOME			1-3-0			1-1-0			0-0-0							
0-1-0		0-0-0		0-0-			AWAY			0-0-0			0-0-0			0-1-0							
12-14-0		0-0-0		0-3-0			NEUTRAL			0-6-0			1-1-0			11-4-0							
2-4-0		0-0-0		0-0-0			CONFERENCE			0-0-0			0-0-0			2-4-0							
1-2-0		0-0-0		0-0-0			HOME			0-0-0			0-0-0			1-2-0							
1-2-0		0-0-0		0-0-0			AWAY			0-0-0			0-0-0			1-2-0							
0-0-0		0-0-0		0-0-0			NEUTRAL			0-0-0			0-0-0			0-0-0							
RPI	S	Opponent		Score		RPI	S	Opponent		Score		RPI	S	Opponent		Score		RPI	S	Opponent		Score	
15	H	Florida St.		1	10	26	N	Auburn		0	9	51	N	Boston U.		2	3	104	N	Maryland		9	0
						36	N	Tulsa		6	11	61	N	Chattanooga		3	5	109	N	Loyola Marymount		0	9
						42	N	UCF		1	9	65	N	FIU		1	5	112	H	Fla. Gulf Coast		5	3
												70	N	Ohio St.		1	7	112	H	Fla. Gulf Coast		1	4
												74	H	North Florida		2	1	152	N	Lehigh		1	6
												74	H	North Florida		2	8	170	N	LIU Brooklyn		1	3
												74	N	North Florida		8	12	171	A	Fla. Atlantic		2	3
												86	H	Mercer		1	10	171	N	Fla. Atlantic		6	3
												86	H	Mercer		3	4	174	N	Mississippi Val.		0	8
												87	N	Coastal Caro.		0	3	184	N	Providence		5	1
																		195	N	Western Caro.		4	5
																		220	N	Sacred Heart		5	1
																		234	N	Dartmouth		2	1
																		246	N	Bryant		5	3
																		258	N	Detroit		8	0
																		259	A	Savannah St.		0	2
																		259	A	Savannah St.		4	6
																		259	A	Savannah St.		3	2
																		270	H	N.C. A&T		13	0
																		270	H	N.C. A&T		5	9
																		270	H	N.C. A&T		3	8
								LAST 10 GAMES										272	N	Yale		12	3
																		280	N	Holy Cross		1	0
																		281	N	Lafayette		5	4
																		287	N	Alabama A&M		10	2
																		288	N	Grambling		11	2

Non-Div. I Games:

Florida A&M

Average RPI Win: 227		WON-LOST RECORD		WINNING PCT. RANK		LAST 10 GAMES		STRENGTH OF SCHEDULE		OPP. STRENGTH OF SCHEDULE		TEAM RPI		ADJ RPI		CONF. RPI		ADJ CONF. RPI	
DIV. I ONLY		13-13-0		.5 134		5-5-0		263		215		211		.44313 212		26		26	
DIV. I NON-CONF.		8-8-0		.5 128		1-2-0		285		190		229		.42936 232		26		26	
TOTALS		RPI 1-25		RPI 26-50		W-L RECORDS		RPI 51-100		RPI 101-150		RPI 150+							
13-13-0		0-1-0		0-1-0		OVERALL		0-1-0		2-2-0		11-8-0							
5-2-0		0-0-0		0-0-0		HOME		0-0-0		1-1-0		4-1-0							
2-8-0		0-0-0		0-0-0		AWAY		0-0-0		1-1-0		1-6-0							
6-3-0		0-0-0		0-1-0		NEUTRAL		0-1-0		0-0-0		6-1-0							
8-8-0		0-1-0		0-1-0		NON-CONFERENCE		0-1-0		0-0-0		8-5-0							
1-0-0		0-0-0		0-0-0		HOME		0-0-0		0-0-0		1-0-0							
1-5-0		0-1-0		0-0-		AWAY		0-0-0		0-0-0		1-4-0							
6-3-0		0-0-0		0-1-0		NEUTRAL		0-1-0		0-0-0		6-1-0							
5-5-0		0-0-0		0-0-0		CONFERENCE		0-0-0		2-2-0		3-3-0							
4-2-0		0-0-0		0-0-0		HOME		0-0-0		1-1-0		3-1-0							
1-3-0		0-0-0		0-0-0		AWAY		0-0-0		1-1-0		0-2-0							
0-0-0		0-0-0		0-0-0		NEUTRAL		0-0-0		0-0-0		0-0-0							
RPI S	Opponent	Score		RPI S	Opponent	Score		RPI S	Opponent	Score		RPI S	Opponent	Score					
17 A	Texas A&M	5	6	28 N	Texas Tech	2	4	73 N	North Dakota St.	1	8	119 H	Quinnipiac	5	6				
												119 H	Quinnipiac	4	1				
												140 A	Robert Morris	3	2				
												140 A	Robert Morris	2	5				
												180 A	Seton Hall	1	4				
												180 A	Seton Hall	0	3				
												190 H	Saint Joseph's	3	2				
												196 N	Army	4	8				
												210 A	Saint Francis (PA)	3	7				
												210 A	Saint Francis (PA)	4	14				
												220 H	Sacred Heart	2	1				
												220 H	Sacred Heart	6	10				
												221 N	Liberty	2	1				
												221 N	Liberty	7	0				
												247 N	Delaware	14	6				
												247 N	Delaware	6	3				
												251 A	La Salle	1	7				
												251 A	La Salle	1	4				
												257 A	Norfolk St.	10	4				
												267 H	Wagner	7	3				
												267 H	Wagner	4	3				
												277 N	Manhattan	8	0				
												277 N	Manhattan	3	2				
				LAST 10 GAMES															
				267 H	Wagner	7	3	210 A	Saint Francis (PA)	3	7	277 N	Manhattan	8	0				
				267 H	Wagner	4	3	140 A	Robert Morris	3	2								
				251 A	La Salle	1	4	140 A	Robert Morris	2	5								
				251 A	La Salle	1	7	190 H	Saint Joseph's	3	2								
				210 A	Saint Francis (PA)	4	14	119 H	Quinnipiac	4	1								

Non-Div. I Games:

Monmouth

[illegible]

Non-Div. I Games:

Ill.-Chicago

**T
O
W
S
O
N**

Towson

RPI	S	Opponent	Score	
252	N	Canisius	7	5
271	H	Columbia	2	0
271	H	Columbia	10	0
271	H	Columbia	15	0
276	N	Morgan St.	12	3
276	N	Morgan St.	7	5

Towson

T
O
W
S
O
N

T
O
W
S
O
N

Average RPI Win:		194	WON-LOST RECORD		WINNING PCT. RANK		LAST 10 GAMES		STRENGTH OF SCHEDULE		OPP. STRENGTH OF SCHEDULE		TEAM RPI		ADJ RPI		CONF. RPI		ADJ CONF. RPI				
DIV. I ONLY			15-20-0		.42857 183		5-5-0		233		147		209		.44073 215		25		24				
DIV. I NON-CONF.			10-16-0		.38462 190		1-3-0		177		141		196		.4596 197		25		25				
TOTALS		RPI 1-25		RPI 26-50		W-L RECORDS		RPI 51-100		RPI 101-150		RPI 150+											
15-20-0		0-1-0		0-2-0		OVERALL		1-5-0		4-6-0		10-6-0											
4-3-0		0-0-0		0-0-0		HOME		0-1-0		1-2-0		3-0-0											
4-9-0		0-0-0		0-1-0		AWAY		1-4-0		1-0-0		2-4-0											
7-8-0		0-1-0		0-1-0		NEUTRAL		0-0-0		2-4-0		5-2-0											
10-16-0		0-1-0		0-2-0		NON-CONFERENCE		1-5-0		3-4-0		6-4-0											
0-1-0		0-0-0		0-0-0		HOME		0-1-0		0-0-0		0-0-0											
3-7-0		0-0-0		0-0-		AWAY		1-4-0		1-0-0		1-2-0											
7-8-0		0-1-0		0-1-0		NEUTRAL		0-0-0		2-4-0		5-2-0											
5-4-0		0-0-0		0-0-0		CONFERENCE		0-0-0		1-2-0		4-2-0											
4-2-0		0-0-0		0-0-0		HOME		0-0-0		1-2-0		3-0-0											
1-2-0		0-0-0		0-0-0		AWAY		0-0-0		0-0-0		1-2-0											
0-0-0		0-0-0		0-0-0		NEUTRAL		0-0-0		0-0-0		0-0-0											
RPI	S	Opponent		Score		RPI	S	Opponent		Score		RPI	S	Opponent		Score							
21	N	Michigan		0 4		26	A	Auburn		4 12		63	A	Southern Ill.		6 8							
						46	N	Kentucky		0 3		64	A	Miami (OH)		1 0							
												70	A	Ohio St.		0 6							
												70	A	Ohio St.		2 6							
												90	A	Indiana		2 4							
												98	H	Ball St.		4 5							
												102	N	Bowling Green		1 13							
												104	N	Maryland		8 0							
												127	A	Charleston So.		6 4							
												129	N	Central Mich.		0 9							
												130	N	Northern Ill.		1 5							
												135	H	Loyola Chicago		0 1							
												135	H	Loyola Chicago		0 8							
												135	H	Loyola Chicago		3 1							
												136	N	Western Ill.		4 2							
												144	N	Michigan St.		2 4							
												168	N	SIU Edwardsville		4 6							
												170	N	LIU Brooklyn		8 4							
												171	A	Fla. Atlantic		2 6							
												192	N	Appalachian St.		2 1							
												201	N	North Dakota		7 1							
												233	A	Toledo		2 5							
												233	A	Toledo		5 4							
												248	N	UMBC		8 0							
												254	A	Cleveland St.		2 6							
												254	A	Cleveland St.		1 2							
												254	A	Cleveland St.		6 2							
												258	H	Detroit		8 1							
												258	H	Detroit		8 0							
												258	H	Detroit		3 1							
												261	N	Hampton		8 11							
												266	N	Alabama St.		6 3							
LAST 10 GAMES																							
254 A Cleveland St.						1 2		258 H Detroit						8 1		258 H Detroit						8 0	
254 A Cleveland St.						2 6		258 H Detroit						3 1		258 H Detroit						3 1	
254 A Cleveland St.						6 2		70 A Ohio St.						2 6		261 N Hampton						8 11	
98 H Ball St.						4 5		70 A Ohio St.						0 6		266 N Alabama St.						6 3	
258 H Detroit						8 0		64 A Miami (OH)						1 0									

Non-Div. I Games:

Wright St.

Average RPI Win:		161	WON-LOST RECORD		WINNING PCT. RANK	LAST 10 GAMES	STRENGTH OF SCHEDULE		OPP. STRENGTH OF SCHEDULE	TEAM RPI	ADJ RPI	CONF. RPI	ADJ CONF. RPI
Average RPI Loss:		127											
DIV. I ONLY			8-20-0		.28571 247	1-9-0	139		140	217	.44066 216	13	13
DIV. I NON-CONF.			7-14-0		.33333 217	0-3-0	110		152	191	.46595 190	13	13
TOTALS		RPI 1-25	RPI 26-50		W-L RECORDS		RPI 51-100		RPI 101-150		RPI 150+		
8-20-0		0-1-0	1-2-0		OVERALL		0-3-0		3-7-0		4-7-0		
1-7-0		0-0-0	0-0-0		HOME		0-0-0		0-3-0		1-4-0		
2-7-0		0-1-0	1-1-0		AWAY		0-3-0		0-2-0		1-0-0		
5-6-0		0-0-0	0-1-0		NEUTRAL		0-0-0		3-2-0		2-3-0		
7-14-0		0-1-0	1-2-0		NON-CONFERENCE		0-3-0		3-4-0		3-4-0		
0-1-0		0-0-0	0-0-0		HOME		0-0-0		0-0-0		0-1-0		
2-7-0		0-1-0	1-0-		AWAY		0-3-0		0-2-0		1-0-0		
5-6-0		0-0-0	0-1-0		NEUTRAL		0-0-0		3-2-0		2-3-0		
1-6-0		0-0-0	0-0-0		CONFERENCE		0-0-0		0-3-0		1-3-0		
1-6-0		0-0-0	0-0-0		HOME		0-0-0		0-3-0		1-3-0		
0-0-0		0-0-0	0-0-0		AWAY		0-0-0		0-0-0		0-0-0		
0-0-0		0-0-0	0-0-0		NEUTRAL		0-0-0		0-0-0		0-0-0		
RPI S	Opponent	Score	RPI S	Opponent	Score	RPI S	Opponent	Score	RPI S	Opponent	Score		
16 A	Georgia	0 8	29 N	Virginia Tech	0 6	70 A	Ohio St.	0 5	102 H	Bowling Green	1 3		
			37 A	Baylor	1 0	70 A	Ohio St.	5 8	102 H	Bowling Green	4 8		
			37 A	Baylor	0 3	76 A	Jacksonville	2 6	114 N	Stony Brook	3 2		
									125 N	Saint Louis	6 4		
									125 N	Saint Louis	1 8		
									129 H	Central Mich.	0 7		
									136 N	Western Ill.	3 8		
									140 N	Robert Morris	3 0		
									150 A	Sam Houston St.	1 5		
									150 A	Sam Houston St.	4 7		
									151 H	Eastern Mich.	5 6		
									151 H	Eastern Mich.	4 13		
									182 N	Winthrop	6 7		
									188 N	Tennessee Tech	0 3		
									194 N	UNC Greensboro	6 3		
									196 N	Army	2 7		
									221 N	Liberty	6 3		
									227 A	George Washington	6 5		
									233 H	Toledo	14 3		
									233 H	Toledo	9 11		
									252 H	Canisius	3 4		
				LAST 10 GAMES									
			102 H	Bowling Green	4 8	70 A	Ohio St.	0 5					
			102 H	Bowling Green	1 3	129 H	Central Mich.	0 7					
			233 H	Toledo	9 11	151 H	Eastern Mich.	5 6					
			233 H	Toledo	14 3	151 H	Eastern Mich.	4 13					
			70 A	Ohio St.	5 8	252 H	Canisius	3 4					

Non-Div. I Games:

Buffalo

Average RPI Win: 198		WON-LOST	WINNING	LAST 10	STRENGTH OF		OPP. STRENGTH	TEAM	ADJ	CONF.	ADJ CONF.
Average RPI Loss: 101		RECORD	PCT. RANK	GAMES	SCHEDULE		OF SCHEDULE	RPI	RPI	RPI	RPI
DIV. I ONLY		8-26-0	.23529	265	3-7-0		132	126	223	.43723	217
DIV. I NON-CONF.		5-21-0	.19231	263	0-2-0		160	162	248	.417	244
TOTALS		RPI 1-25	RPI 26-50		W-L RECORDS		RPI 51-100		RPI 101-150		RPI 150+
8-26-0	0-0-0	0-3-0		OVERALL		1-13-0		2-5-0		5-5-0	
5-5-0	0-0-0	0-1-0		HOME		0-1-0		2-3-0		3-0-0	
1-7-0	0-0-0	0-0-0		AWAY		1-6-0		0-1-0		0-0-0	
2-14-0	0-0-0	0-2-0		NEUTRAL		0-6-0		0-1-0		2-5-0	
5-21-0	0-0-0	0-3-0		NON-CONFERENCE		0-10-0		0-3-0		5-5-0	
3-3-0	0-0-0	0-1-0		HOME		0-1-0		0-1-0		3-0-0	
0-4-0	0-0-0	0-0-		AWAY		0-3-0		0-1-0		0-0-0	
2-14-0	0-0-0	0-2-0		NEUTRAL		0-6-0		0-1-0		2-5-0	
3-5-0	0-0-0	0-0-0		CONFERENCE		1-3-0		2-2-0		0-0-0	
2-2-0	0-0-0	0-0-0		HOME		0-0-0		2-2-0		0-0-0	
1-3-0	0-0-0	0-0-0		AWAY		1-3-0		0-0-0		0-0-0	
0-0-0	0-0-0	0-0-0		NEUTRAL		0-0-0		0-0-0		0-0-0	
RPI S	Opponent	Score	RPI S	Opponent	Score	RPI S	Opponent	Score	RPI S	Opponent	Score
37 H	Baylor	5 10	52 N	Purdue	1 10	110 H	Marshall	7 11			
40 N	Troy	0 8	61 N	Chattanooga	2 10	112 H	Fla. Gulf Coast	1 9			
40 N	Troy	2 10	66 H	Arkansas	3 16	112 H	Fla. Gulf Coast	6 12			
			70 N	Ohio St.	3 15	115 A	UT Martin	1 3			
			74 A	North Florida	0 8	139 N	Murray St.	0 10			
			74 A	North Florida	4 5	141 H	Stetson	2 1			
			76 A	Jacksonville	2 4	141 H	Stetson	6 2			
			76 A	Jacksonville	4 3	159 N	St. Bonaventure	1 7			
			78 A	Ole Miss	0 5	174 N	Mississippi Val.	7 3			
			78 A	Ole Miss	1 9	174 N	Mississippi Val.	1 8			
			78 A	Ole Miss	0 6	188 N	Tennessee Tech	6 5			
			89 N	Iowa	0 8	191 N	Dayton	3 11			
			98 N	Ball St.	3 14	193 N	Texas-Arlington	4 9			
			100 N	Valparaiso	2 4	197 N	Wichita St.	2 7			
						287 H	Alabama A&M	11 0			
						287 H	Alabama A&M	6 3			
						287 H	Alabama A&M	3 2			
LAST 10 GAMES						74 A	North Florida	0 8			
			112 H	Fla. Gulf Coast	6 12	76 A	Jacksonville	2 4			
			112 H	Fla. Gulf Coast	1 9	76 A	Jacksonville	4 3			
			141 H	Stetson	2 1	115 A	UT Martin	1 3			
			141 H	Stetson	6 2	110 H	Marshall	7 11			
			74 A	North Florida	4 5						

Non-Div. I Games:

Belmont

Average RPI Win:		185	WON-LOST		WINNING		LAST 10		STRENGTH OF		OPP. STRENGTH		TEAM		ADJ		CONF.		ADJ CONF.																						
Average RPI Loss:		144	RECORD		PCT. RANK		GAMES		SCHEDULE		OF SCHEDULE		RPI		RPI		RPI		RPI																						
DIV. I ONLY			10-19-0		.34483 219		5-5-0		177		189		218		.43648 218		22		22																						
DIV. I NON-CONF.			4-8-0		.33333 217		0-0-0		22		139		132		.50004 136		21		21																						
TOTALS		RPI 1-25		RPI 26-50		W-L RECORDS		RPI 51-100		RPI 101-150		RPI 150+																													
10-19-0		0-1-0		0-1-0		OVERALL		1-3-0		2-4-0		7-10-0																													
3-6-0		0-0-0		0-0-0		HOME		0-0-0		0-2-0		3-4-0																													
4-8-0		0-1-0		0-1-0		AWAY		0-0-0		0-0-0		4-6-0																													
3-5-0		0-0-0		0-0-0		NEUTRAL		1-3-0		2-2-0		0-0-0																													
4-8-0		0-1-0		0-1-0		NON-CONFERENCE		1-3-0		2-2-0		1-1-0																													
0-0-0		0-0-0		0-0-0		HOME		0-0-0		0-0-0		0-0-0																													
1-3-0		0-1-0		0-0-		AWAY		0-0-0		0-0-0		1-1-0																													
3-5-0		0-0-0		0-0-0		NEUTRAL		1-3-0		2-2-0		0-0-0																													
6-11-0		0-0-0		0-0-0		CONFERENCE		0-0-0		0-2-0		6-9-0																													
3-6-0		0-0-0		0-0-0		HOME		0-0-0		0-2-0		3-4-0																													
3-5-0		0-0-0		0-0-0		AWAY		0-0-0		0-0-0		3-5-0																													
0-0-0		0-0-0		0-0-0		NEUTRAL		0-0-0		0-0-0		0-0-0																													
RPI	S	Opponent		Score		RPI	S	Opponent		Score		RPI	S	Opponent		Score																									
8	A	Oklahoma		0 8		36	A	Tulsa		0 8		63	N	Southern Ill.		1 8		103	N	North Texas		2 13																			
																		64	N	Miami (OH)		3 7		103	N	North Texas		3 4													
																								85	N	Kennesaw St.		0 9		115	H	UT Martin		3 7							
																														86	N	Mercer		11 9		115	H	UT Martin		4 5	
																														135	N	Loyola Chicago		4 1							
																														135	N	Loyola Chicago		8 1							
																														168	A	SIU Edwardsville		3 4							
																														168	A	SIU Edwardsville		4 2							
																														168	A	SIU Edwardsville		1 6							
																														176	A	Eastern Ky.		3 2							
																														176	A	Eastern Ky.		2 3							
																														176	A	Eastern Ky.		8 5							
																														188	H	Tennessee Tech		1 3							
																														188	H	Tennessee Tech		3 5							
																														188	H	Tennessee Tech		5 6							
																														236	A	Tennessee St.		5 6							
																														236	A	Tennessee St.		0 5							
																														236	H	Tennessee St.		6 0							
																														241	A	Jackson St.		4 6							
																														241	A	Jackson St.		11 0							
																														249	H	Morehead St.		7 3							
																														249	H	Morehead St.		2 1							
																														249	H	Morehead St.		3 4							

Non-Div. I Games: Trevecca Nazarene 2 1 Trevecca Nazarene 8 4

Austin Peay

Average RPI Win:		230	WON-LOST		WINNING		LAST 10		STRENGTH OF		OPP. STRENGTH		TEAM		ADJ		CONF.		ADJ CONF.				
Average RPI Loss:		123	RECORD		PCT. RANK		GAMES		SCHEDULE		OF SCHEDULE		RPI		RPI		RPI		RPI				
DIV. I ONLY			15-23-0		.39474	203	3-7-0		211		214		216		.4364	219	18		18				
DIV. I NON-CONF.			11-15-0		.42308	176	0-0-0		241		239		220		.43509	226	16		16				
TOTALS		RPI 1-25		RPI 26-50		W-L RECORDS		RPI 51-100		RPI 101-150		RPI 150+											
15-23-0		0-2-0		0-3-0		OVERALL		0-4-0		3-8-0		12-6-0											
6-4-0		0-0-0		0-0-0		HOME		0-2-0		2-2-0		4-0-0											
7-13-0		0-1-0		0-3-0		AWAY		0-2-0		1-6-0		6-1-0											
2-6-0		0-1-0		0-0-0		NEUTRAL		0-0-0		0-0-0		2-5-0											
11-15-0		0-2-0		0-3-0		NON-CONFERENCE		0-2-0		1-2-0		10-6-0											
3-1-0		0-0-0		0-0-0		HOME		0-0-0		1-1-0		2-0-0											
6-8-0		0-1-0		0-0-		AWAY		0-2-0		0-1-0		6-1-0											
2-6-0		0-1-0		0-0-0		NEUTRAL		0-0-0		0-0-0		2-5-0											
4-8-0		0-0-0		0-0-0		CONFERENCE		0-2-0		2-6-0		2-0-0											
3-3-0		0-0-0		0-0-0		HOME		0-2-0		1-1-0		2-0-0											
1-5-0		0-0-0		0-0-0		AWAY		0-0-0		1-5-0		0-0-0											
0-0-0		0-0-0		0-0-0		NEUTRAL		0-0-0		0-0-0		0-0-0											
RPI	S	Opponent		Score		RPI	S	Opponent		Score		RPI	S	Opponent		Score		RPI	S	Opponent		Score	
6	A	La.-Lafayette		0	10	37	A	Baylor		0	3	66	A	Arkansas		7	10	117	H	A&M-Corpus Christi		3	0
23	N	North Carolina		0	1	37	A	Baylor		0	3	66	A	Arkansas		0	6	117	H	A&M-Corpus Christi		1	3
						48	A	Houston		1	6	67	H	McNeese St.		3	7	137	A	UTSA		5	6
												67	H	McNeese St.		1	2	137	A	UTSA		4	6
																		145	A	Central Ark.		1	6
																		145	A	Central Ark.		5	3
																		149	A	La.-Monroe		0	10
																		149	H	La.-Monroe		3	8
																		149	H	La.-Monroe		3	1
																		150	A	Sam Houston St.		3	4
																		150	A	Sam Houston St.		1	9
																		164	N	Louisiana Tech		5	7
																		168	N	SIU Edwardsville		4	7
																		222	H	Stephen F. Austin		3	0
																		222	H	Stephen F. Austin		8	0
																		230	N	Southeast Mo. St.		1	3
																		235	N	IUPUI		4	1
																		236	A	Tennessee St.		8	0
																		236	N	Tennessee St.		1	4
																		237	A	Houston Baptist		3	1
																		237	A	Houston Baptist		4	3
																		241	A	Jackson St.		16	6
																		241	A	Jackson St.		8	9
																		241	N	Jackson St.		1	4
																		282	A	Southern U.		7	2
																		282	A	Southern U.		8	6
																		282	H	Southern U.		10	5
LAST 10 GAMES																							
222 H Stephen F. Austin						8	0	137 A UTSA						5	6	241 A Jackson St.						8	9
222 H Stephen F. Austin						3	0	145 A Central Ark.						5	3	241 N Jackson St.						1	4
150 A Sam Houston St.						3	4	145 A Central Ark.						1	6	282 A Southern U.						7	2
150 A Sam Houston St.						1	9	67 H McNeese St.						1	2	282 A Southern U.						8	6
137 A UTSA						4	6	67 H McNeese St.						3	7	282 H Southern U.						10	5

RPI	S	Opponent	Score	
282	H	Southern U.	4	0
288	N	Grambling	10	1

Northwestern St.

N
o
r
t
h
w
e
s
t
e
r
n
S
t
.

N
o
r
t
h
w
e
s
t
e
r
n
S
t
.

Average RPI Win:	244	WON-LOST	WINNING	LAST 10		STRENGTH OF	OPP. STRENGTH	TEAM	ADJ	CONF.	ADJ CONF.	
Average RPI Loss:	159	RECORD	PCT. RANK	GAMES		SCHEDULE	OF SCHEDULE	RPI	RPI	RPI	RPI	
DIV. I ONLY		14-20-0	.41176	192	4-6-0	214	261	220	.43499	220	26	26
DIV. I NON-CONF.		7-16-0	.30435	228	1-3-0	230	263	250	.41135	249	26	26
<hr/>												
TOTALS	RPI 1-25	RPI 26-50		W-L RECORDS		RPI 51-100		RPI 101-150		RPI 150+		
14-20-0	0-0-0	0-0-0		OVERALL		0-6-0		0-4-0		14-10-0		
3-0-0	0-0-0	0-0-0		HOME		0-0-0		0-0-0		3-0-0		
6-10-0	0-0-0	0-0-0		AWAY		0-4-0		0-2-0		6-4-0		
5-10-0	0-0-0	0-0-0		NEUTRAL		0-2-0		0-2-0		5-6-0		
7-16-0	0-0-0	0-0-0		NON-CONFERENCE		0-6-0		0-2-0		7-8-0		
0-0-0	0-0-0	0-0-0		HOME		0-0-0		0-0-0		0-0-0		
2-6-0	0-0-0	0-0-		AWAY		0-4-0		0-0-0		2-2-0		
5-10-0	0-0-0	0-0-0		NEUTRAL		0-2-0		0-2-0		5-6-0		
7-4-0	0-0-0	0-0-0		CONFERENCE		0-0-0		0-2-0		7-2-0		
3-0-0	0-0-0	0-0-0		HOME		0-0-0		0-0-0		3-0-0		
4-4-0	0-0-0	0-0-0		AWAY		0-0-0		0-2-0		4-2-0		
0-0-0	0-0-0	0-0-0		NEUTRAL		0-0-0		0-0-0		0-0-0		
RPI	S	Opponent	Score	RPI	S	Opponent	Score	RPI	S	Opponent	Score	
						83 A Connecticut	9 15			113 N Utah Valley	0 8	
						83 A Connecticut	4 8			119 A Quinnipiac	7 12	
						87 A Coastal Caro.	0 6			119 A Quinnipiac	4 5	
						87 A Coastal Caro.	0 2			148 N Temple	2 12	
						93 N IPFW	1 4			152 N Lehigh	0 7	
						93 N IPFW	5 10			156 H Fairleigh Dickinson	6 3	
										156 H Fairleigh Dickinson	6 5	
										167 N Penn	0 2	
										205 N Georgetown	5 6	
										211 N Florida A&M	1 5	
										212 A Monmouth	10 6	
										212 A Monmouth	1 2	
										224 N Indiana St.	0 4	
										224 N Indiana St.	2 8	
										248 A UMBC	2 9	
										253 A Siena	6 5	
										253 A Siena	0 7	
										253 N Siena	7 2	
										258 N Detroit	9 7	
										260 A Mt. St. Mary's	1 0	
										260 A Mt. St. Mary's	2 1	
										260 H Mt. St. Mary's	12 4	
				LAST 10 GAMES						262 N South Dakota	2 0	
				156 H Fairleigh Dickinson	6 5	267 A Wagner	0 5			265 N Bucknell	5 0	
				156 H Fairleigh Dickinson	6 3	119 A Quinnipiac	4 5			267 A Wagner	0 5	
				253 A Siena	6 5	119 A Quinnipiac	7 12			267 A Wagner	6 2	
				253 A Siena	0 7	83 A Connecticut	9 15			269 A Coppin St.	3 1	
				267 A Wagner	6 2	83 A Connecticut	4 8					

Non-Div. I Games:

Sacred Heart

Sacred Heart

Liberty

Liberty

Average RPI Win:		245	WON-LOST RECORD		WINNING PCT. RANK		LAST 10 GAMES		STRENGTH OF SCHEDULE		OPP. STRENGTH OF SCHEDULE		TEAM RPI		ADJ RPI		CONF. RPI		ADJ CONF. RPI	
DIV. I ONLY			13-22-1		.375 210		2-8-0		209		239		222		.4338 222		13		13	
DIV. I NON-CONF.			13-14-1		.48214 139		2-0-0		252		260		211		.45041 208		13		13	
TOTALS		RPI 1-25		RPI 26-50		W-L RECORDS		RPI 51-100		RPI 101-150		RPI 150+								
13-22-1		0-1-0		0-1-0		OVERALL		0-4-0		0-6-0		13-10-1								
3-5-1		0-0-0		0-0-0		HOME		0-0-0		0-2-0		3-3-1								
1-8-0		0-0-0		0-0-0		AWAY		0-4-0		0-1-0		1-3-0								
9-9-0		0-1-0		0-1-0		NEUTRAL		0-0-0		0-3-0		9-4-0								
13-14-1		0-1-0		0-1-0		NON-CONFERENCE		0-0-0		0-4-0		13-8-1								
3-1-1		0-0-0		0-0-0		HOME		0-0-0		0-0-0		3-1-1								
1-4-0		0-0-0		0-0-		AWAY		0-0-0		0-1-0		1-3-0								
9-9-0		0-1-0		0-1-0		NEUTRAL		0-0-0		0-3-0		9-4-0								
0-8-0		0-0-0		0-0-0		CONFERENCE		0-4-0		0-2-0		0-2-0								
0-4-0		0-0-0		0-0-0		HOME		0-0-0		0-2-0		0-2-0								
0-4-0		0-0-0		0-0-0		AWAY		0-4-0		0-0-0		0-0-0								
0-0-0		0-0-0		0-0-0		NEUTRAL		0-0-0		0-0-0		0-0-0								
RPI	S	Opponent		Score		RPI	S	Opponent		Score		RPI	S	Opponent		Score				
12	N	Louisville		1	6	40	N	Troy		2	9	64	A	Miami (OH)		0	4			
												64	A	Miami (OH)		0	5			
												98	A	Ball St.		4	7			
												98	A	Ball St.		0	11			
												102	H	Bowling Green		0	4			
												102	H	Bowling Green		6	7			
												110	N	Marshall		1	3			
												121	A	Col. of Charleston		0	3			
												127	N	Charleston So.		3	7			
												131	N	Colorado St.		2	3			
												155	H	Youngstown St.		6	7			
												155	H	Youngstown St.		5	5			
												167	N	Penn		6	2			
												178	N	Northern Colo.		10	11			
												179	N	Marist		5	3			
												191	A	Dayton		1	3			
												191	A	Dayton		1	2			
												196	N	Army		0	5			
												204	A	Cornell		8	9			
												224	N	Indiana St.		2	3			
												233	H	Toledo		7	12			
												233	H	Toledo		0	8			
												238	N	Nicholls St.		1	5			
												242	H	Niagara		5	0			
												242	H	Niagara		12	1			
												243	N	Rider		7	3			
												245	N	Princeton		3	2			
												249	N	Morehead St.		6	4			
												250	A	Southeastern La.		8	3			
												267	N	Wagner		3	0			
												272	N	Yale		7	0			
				LAST 10 GAMES																
												98	A	Ball St.		0	11			
												98	A	Ball St.		4	7			
												64	A	Miami (OH)		0	5			
												64	A	Miami (OH)		0	4			
												242	H	Niagara		5	0			
												242	H	Niagara		12	1			
												102	H	Bowling Green		6	7			
												102	H	Bowling Green		0	4			
												233	H	Toledo		7	12			
												233	H	Toledo		0	8			

Non-Div. I Games:

Akron

RPI	S	Opponent	Score	
273	H	George Mason	6	3
280	N	Holy Cross	6	0
282	N	Southern U.	13	3

Akron

A
k
r
o
n

A
k
r
o
n

Average RPI Win:		192	WON-LOST RECORD		WINNING PCT. RANK	LAST 10 GAMES		STRENGTH OF SCHEDULE		OPP. STRENGTH OF SCHEDULE	TEAM RPI	ADJ RPI	CONF. RPI	ADJ CONF. RPI			
Average RPI Loss:		104															
DIV. I ONLY			9-25-0		.26471	256	2-8-0		165		89	226	.4338	222	18	18	
DIV. I NON-CONF.			5-17-0		.22727	256	0-2-0		108		49	213	.4498	209	16	16	
TOTALS		RPI 1-25		RPI 26-50		W-L RECORDS		RPI 51-100		RPI 101-150		RPI 150+					
9-25-0		0-2-0		0-9-0		OVERALL		0-3-0		2-4-0		7-7-0					
2-3-0		0-0-0		0-0-0		HOME		0-0-0		0-0-0		2-3-0					
0-13-0		0-2-0		0-5-0		AWAY		0-1-0		0-3-0		0-2-0					
7-9-0		0-0-0		0-4-0		NEUTRAL		0-2-0		2-1-0		5-2-0					
5-17-0		0-2-0		0-7-0		NON-CONFERENCE		0-3-0		1-2-0		4-3-0					
0-1-0		0-0-0		0-0-0		HOME		0-0-0		0-0-0		0-1-0					
0-7-0		0-2-0		0-0-		AWAY		0-1-0		0-1-0		0-0-0					
5-9-0		0-0-0		0-4-0		NEUTRAL		0-2-0		1-1-0		4-2-0					
4-8-0		0-0-0		0-2-0		CONFERENCE		0-0-0		1-2-0		3-4-0					
2-2-0		0-0-0		0-0-0		HOME		0-0-0		0-0-0		2-2-0					
0-6-0		0-0-0		0-2-0		AWAY		0-0-0		0-2-0		0-2-0					
2-0-0		0-0-0		0-0-0		NEUTRAL		0-0-0		1-0-0		1-0-0					
RPI	S	Opponent		Score		RPI	S	Opponent		Score		RPI	S	Opponent		Score	
6	A	La.-Lafayette		3	14	28	N	Texas Tech		1	2	78	N	Ole Miss		3	11
15	A	Florida St.		3	4	37	A	Baylor		1	5	78	N	Ole Miss		0	9
						37	A	Baylor		3	6	88	A	New Mexico St.		0	12
						37	A	Baylor		1	8						
						46	N	Kentucky		1	8						
						46	N	Kentucky		2	10						
						47	A	Texas St.		0	1						
						47	A	Texas St.		0	4						
						49	N	Nebraska		0	9						
LAST 10 GAMES																	
						219	A	Northwestern St.		0	8	193	H	Texas-Arlington		0	2
						219	A	Northwestern St.		0	3	150	A	Sam Houston St.		2	5
						37	A	Baylor		1	5	150	A	Sam Houston St.		2	5
						37	A	Baylor		1	8	238	H	Nicholls St.		0	1
						193	H	Texas-Arlington		2	1	238	H	Nicholls St.		2	0

Non-Div. I Games:

Stephen F. Austin

Average RPI Win:	207	WON-LOST	WINNING	LAST 10	STRENGTH OF	OPP. STRENGTH	TEAM	ADJ	CONF.	ADJ CONF.		
Average RPI Loss:	143	RECORD	PCT. RANK	GAMES	SCHEDULE	OF SCHEDULE	RPI	RPI	RPI	RPI		
DIV. I ONLY		13-22-0	.37143	211	2-8-0	203	227	221	.43327	224	14	14
DIV. I NON-CONF.		12-11-0	.52174	122	1-3-0	280	236	221	.43631	225	14	14
TOTALS	RPI 1-25	RPI 26-50		W-L RECORDS		RPI 51-100		RPI 101-150		RPI 150+		
13-22-0	0-0-0	0-0-0		OVERALL		1-7-0		2-5-0		10-10-0		
1-11-0	0-0-0	0-0-0		HOME		0-3-0		1-1-0		0-7-0		
2-8-0	0-0-0	0-0-0		AWAY		1-4-0		0-3-0		1-1-0		
10-3-0	0-0-0	0-0-0		NEUTRAL		0-0-0		1-1-0		9-2-0		
12-11-0	0-0-0	0-0-0		NON-CONFERENCE		0-2-0		2-2-0		10-7-0		
1-5-0	0-0-0	0-0-0		HOME		0-0-0		1-1-0		0-4-0		
1-3-0	0-0-0	0-0-		AWAY		0-2-0		0-0-0		1-1-0		
10-3-0	0-0-0	0-0-0		NEUTRAL		0-0-0		1-1-0		9-2-0		
1-11-0	0-0-0	0-0-0		CONFERENCE		1-5-0		0-3-0		0-3-0		
0-6-0	0-0-0	0-0-0		HOME		0-3-0		0-0-0		0-3-0		
1-5-0	0-0-0	0-0-0		AWAY		1-2-0		0-3-0		0-0-0		
0-0-0	0-0-0	0-0-0		NEUTRAL		0-0-0		0-0-0		0-0-0		
RPI S	Opponent	Score	RPI S	Opponent	Score	RPI S	Opponent	Score	RPI S	Opponent	Score	
						63 A	Southern Ill.	4 2	102 N	Bowling Green	4 3	
						63 A	Southern Ill.	0 5	122 A	Creighton	0 4	
						63 A	Southern Ill.	1 3	122 A	Creighton	4 12	
						77 A	Western Ky.	2 10	122 A	Creighton	0 9	
						82 H	UNI	0 7	125 H	Saint Louis	3 5	
						82 H	UNI	1 11	125 H	Saint Louis	1 0	
						82 H	UNI	5 7	139 N	Murray St.	3 11	
						84 A	Illinois	2 7	152 N	Lehigh	5 3	
									158 H	Butler	4 8	
									158 H	Butler	0 6	
									167 N	Penn	0 2	
									186 H	Drake	1 5	
									186 H	Drake	2 4	
									186 H	Drake	0 2	
									220 N	Sacred Heart	8 2	
									220 N	Sacred Heart	4 0	
									222 N	Akron	3 2	
									230 H	Southeast Mo. St.	6 9	
									230 H	Southeast Mo. St.	0 4	
									235 A	IUPUI	1 2	
									235 A	IUPUI	6 2	
									249 N	Morehead St.	2 8	
									258 N	Detroit	8 3	
									262 N	South Dakota	8 0	
									272 N	Yale	9 3	
									280 N	Holy Cross	6 3	
									280 N	Holy Cross	9 7	
LAST 10 GAMES												
						63 A	Southern Ill.	1 3	122 A	Creighton	0 4	
						63 A	Southern Ill.	0 5	122 A	Creighton	4 12	
						63 A	Southern Ill.	4 2	122 A	Creighton	0 9	
						158 H	Butler	0 6	235 A	IUPUI	6 2	
						158 H	Butler	4 8	235 A	IUPUI	1 2	

Non-Div. I Games:

Indiana St.

UTEP				Through Games Of Through April 8, 2012															
Average RPI Win: 221		WON-LOST RECORD		WINNING PCT. RANK		LAST 10 GAMES		STRENGTH OF SCHEDULE		OPP. STRENGTH OF SCHEDULE		TEAM RPI		ADJ RPI		CONF. RPI		ADJ CONF. RPI	
DIV. I ONLY		12-27-0		.30769 236		0-10-0		191		110		224		.43302 225		10		10	
DIV. I NON-CONF.		10-14-0		.41667 178		0-0-0		246		157		216		.44445 216		10		10	
TOTALS		RPI 1-25		RPI 26-50		W-L RECORDS		RPI 51-100		RPI 101-150		RPI 150+							
12-27-0		0-2-0		0-9-0		OVERALL		1-2-0		0-9-0		11-5-0							
10-12-0		0-0-0		0-3-0		HOME		1-1-0		0-6-0		9-2-0							
0-9-0		0-1-0		0-4-0		AWAY		0-1-0		0-3-0		0-0-0							
2-6-0		0-1-0		0-2-0		NEUTRAL		0-0-0		0-0-0		2-3-0							
10-14-0		0-2-0		0-3-0		NON-CONFERENCE		1-2-0		0-3-0		9-4-0							
8-5-0		0-0-0		0-0-0		HOME		1-1-0		0-3-0		7-1-0							
0-3-0		0-1-0		0-0-		AWAY		0-1-0		0-0-0		0-0-0							
2-6-0		0-1-0		0-2-0		NEUTRAL		0-0-0		0-0-0		2-3-0							
2-13-0		0-0-0		0-6-0		CONFERENCE		0-0-0		0-6-0		2-1-0							
2-7-0		0-0-0		0-3-0		HOME		0-0-0		0-3-0		2-1-0							
0-6-0		0-0-0		0-3-0		AWAY		0-0-0		0-3-0		0-0-0							
0-0-0		0-0-0		0-0-0		NEUTRAL		0-0-0		0-0-0		0-0-0							
RPI S	Opponent	Score		RPI S	Opponent	Score		RPI S	Opponent	Score		RPI S	Opponent	Score					
6 A	La.-Lafayette	1	11	28 N	Texas Tech	2	5	88 A	New Mexico St.	3	13	101 A	East Carolina	1	5				
23 N	North Carolina	6	7	37 A	Baylor	1	11	88 H	New Mexico St.	5	9	101 A	East Carolina	10	11				
				42 H	UCF	2	10	100 H	Valparaiso	7	6	101 A	East Carolina	4	12				
				42 H	UCF	5	17					110 H	Marshall	5	7				
				42 H	UCF	0	9					110 H	Marshall	0	8				
				47 N	Texas St.	0	3					110 H	Marshall	6	7				
				48 A	Houston	4	13					111 H	Iowa St.	6	7				
				48 A	Houston	2	5					137 H	UTSA	2	11				
				48 A	Houston	0	10					137 H	UTSA	3	15				
												164 N	Louisiana Tech	0	5				
												181 N	St. Mary's (CA)	6	5				
												209 H	Southern Miss.	13	12				
												209 H	Southern Miss.	8	9				
												209 H	Southern Miss.	14	13				
												213 N	Ill.-Chicago	10	4				
												222 N	Stephen F. Austin	6	8				
												222 N	Stephen F. Austin	1	4				
												231 H	Evansville	10	8				
												231 H	Evansville	7	4				
												231 H	Evansville	7	3				
												231 H	Evansville	12	15				
												256 H	Santa Clara	11	3				
												256 H	Santa Clara	5	4				
												268 H	Brown	25	7				
												268 H	Brown	10	2				
LAST 10 GAMES				LAST 10 GAMES				LAST 10 GAMES				LAST 10 GAMES							
				42 H	UCF	0	9	110 H	Marshall	6	7	256 H	Santa Clara	5	4				
				42 H	UCF	2	10	101 A	East Carolina	1	5	268 H	Brown	25	7				
				42 H	UCF	5	17	101 A	East Carolina	4	12	268 H	Brown	10	2				
				110 H	Marshall	0	8	101 A	East Carolina	10	11								
				110 H	Marshall	5	7	48 A	Houston	4	13								

Non-Div. I Games:

UTEP

Average RPI Win:	199	WON-LOST	WINNING	LAST 10		STRENGTH OF	OPP. STRENGTH	TEAM	ADJ	CONF.	ADJ CONF.
Average RPI Loss:	140	RECORD	PCT. RANK	GAMES		SCHEDULE	OF SCHEDULE	RPI	RPI	RPI	RPI

DIV. I ONLY DIV. I NON-CONF.	8-19-1 5-10-1	.30357 .34375	240 216	4-5-1 1-2-1		158 213	223 197	228 227	.43193 .43819	226 224	21 22	21 22
TOTALS	RPI 1-25		RPI 26-50		W-L RECORDS		RPI 51-100			RPI 101-150		RPI 150+
8-19-1	0-0-0		0-1-0		OVERALL		0-3-0			3-10-1		5-5-0
4-3-1	0-0-0		0-0-0		HOME		0-0-0			2-2-1		2-1-0
0-10-0	0-0-0		0-1-0		AWAY		0-3-0			0-3-0		0-3-0
4-6-0	0-0-0		0-0-0		NEUTRAL		0-0-0			1-5-0		3-1-0
5-10-1	0-0-0		0-1-0		NON-CONFERENCE		0-0-0			2-5-1		3-4-0
1-0-1	0-0-0		0-0-0		HOME		0-0-0			1-0-1		0-0-0
0-4-0	0-0-0		0-0-		AWAY		0-0-0			0-0-0		0-3-0
4-6-0	0-0-0		0-0-0		NEUTRAL		0-0-0			1-5-0		3-1-0
3-9-0	0-0-0		0-0-0		CONFERENCE		0-3-0			1-5-0		2-1-0
3-3-0	0-0-0		0-0-0		HOME		0-0-0			1-2-0		2-1-0
0-6-0	0-0-0		0-0-0		AWAY		0-3-0			0-3-0		0-0-0
0-0-0	0-0-0		0-0-0		NEUTRAL		0-0-0			0-0-0		0-0-0
RPI S Opponent Score			RPI S Opponent Score			RPI S Opponent Score				RPI S Opponent Score		
			49 A Nebraska 0 8			93 A IPFW 0 1				112 N Fla. Gulf Coast 2 1		
						93 A IPFW 0 10				122 H Creighton 1 0		
						93 A IPFW 0 8				122 H Creighton 1 1		
										122 N Creighton 1 8		
										128 N Missouri St. 2 7		
										129 N Central Mich. 0 2		
										132 N Villanova 0 8		
										134 H UMKC 1 12		
										134 H UMKC 4 0		
										134 H UMKC 1 9		
										136 A Western Ill. 3 9		
										136 A Western Ill. 2 7		
										136 A Western Ill. 1 13		
										145 N Central Ark. 1 2		
										178 A Northern Colo. 1 2		
										178 A Northern Colo. 2 3		
										178 A Northern Colo. 7 8		
										197 N Wichita St. 1 4		
										233 N Toledo 4 3		
										233 N Toledo 9 7		
										233 N Toledo 7 3		
					LAST 10 GAMES					262 H South Dakota 1 0		
					134 H UMKC 1 12					262 H South Dakota 8 4		
					134 H UMKC 4 0					262 H South Dakota 2 3		
					134 H UMKC 1 9							
					122 H Creighton 1 1							
					122 H Creighton 1 0							
						262 H South Dakota 2 3						
						262 H South Dakota 1 0						
						262 H South Dakota 8 4						
						49 A Nebraska 0 8						
						178 A Northern Colo. 1 2						

Non-Div. I Games:

South Dakota St.

Average RPI Win:	213	WON-LOST RECORD	WINNING PCT. RANK	LAST 10 GAMES	STRENGTH OF SCHEDULE	OPP. STRENGTH OF SCHEDULE	TEAM RPI	ADJ RPI	CONF. RPI	ADJ CONF. RPI					
DIV. I ONLY		12-24-0	.33333	221	3-7-0	181	226	225	.43084	227	19	19			
DIV. I NON-CONF.		9-18-0	.33333	217	0-2-0	215	243	239	.42467	236	18	19			
<hr/>															
TOTALS	RPI 1-25	RPI 26-50			W-L RECORDS		RPI 51-100		RPI 101-150		RPI 150+				
12-24-0	0-0-0	0-1-0			OVERALL		0-8-0		3-1-0		9-14-0				
6-8-0	0-0-0	0-0-0			HOME		0-2-0		1-0-0		5-6-0				
5-6-0	0-0-0	0-1-0			AWAY		0-2-0		2-0-0		3-3-0				
1-10-0	0-0-0	0-0-0			NEUTRAL		0-4-0		0-1-0		1-5-0				
<hr/>															
9-18-0	0-0-0	0-1-0			NON-CONFERENCE		0-5-0		1-1-0		8-11-0				
6-4-0	0-0-0	0-0-0			HOME		0-0-0		1-0-0		5-4-0				
2-5-0	0-0-0	0-0-			AWAY		0-2-0		0-0-0		2-2-0				
1-9-0	0-0-0	0-0-0			NEUTRAL		0-3-0		0-1-0		1-5-0				
<hr/>															
3-6-0	0-0-0	0-0-0			CONFERENCE		0-3-0		2-0-0		1-3-0				
0-4-0	0-0-0	0-0-0			HOME		0-2-0		0-0-0		0-2-0				
3-1-0	0-0-0	0-0-0			AWAY		0-0-0		2-0-0		1-1-0				
0-1-0	0-0-0	0-0-0			NEUTRAL		0-1-0		0-0-0		0-0-0				
<hr/>															
RPI	S	Opponent	Score	RPI	S	Opponent	Score	RPI	S	Opponent	Score	RPI	S	Opponent	Score
				26	A	Auburn	0 3	53	N	Ga. Southern	1 11	110	N	Marshall	2 4
								59	N	Pittsburgh	5 8	140	H	Robert Morris	2 1
								59	N	Pittsburgh	7 9	148	A	Temple	11 7
								80	A	South Carolina	2 4	148	A	Temple	4 2
								87	A	Coastal Caro.	4 7	164	N	Louisiana Tech	2 4
								92	H	Fordham	1 5	166	H	Charlotte	3 4
								92	H	Fordham	1 2	166	H	Charlotte	2 4
								92	N	Fordham	0 4	185	N	Elon	1 4
												189	A	James Madison	4 2
												189	A	James Madison	4 5
												190	A	Saint Joseph's	1 6
												190	A	Saint Joseph's	12 4
												192	N	Appalachian St.	2 8
												196	H	Army	4 5
												205	H	Georgetown	0 1
												208	H	Drexel	0 3
												214	H	Towson	6 5
												216	H	Buffalo	5 6
												231	N	Evansville	6 11
												232	N	Presbyterian	5 0
												248	A	UMBC	4 7
				LAST 10 GAMES								253	A	Siena	1 0
				190	A	Saint Joseph's	12 4	166	H	Charlotte	3 4	260	H	Mt. St. Mary's	3 0
				190	A	Saint Joseph's	1 6	208	H	Drexel	0 3	260	H	Mt. St. Mary's	5 4
				148	A	Temple	11 7	248	A	UMBC	4 7	261	H	Hampton	5 0
				148	A	Temple	4 2	92	H	Fordham	1 5	261	H	Hampton	3 2
				166	H	Charlotte	2 4	92	H	Fordham	1 2	273	N	George Mason	4 5

Non-Div. I Games:

George Washington

Average RPI Win:		244	WON-LOST RECORD		WINNING PCT. RANK		LAST 10 GAMES		STRENGTH OF SCHEDULE		OPP. STRENGTH OF SCHEDULE		TEAM RPI		ADJ RPI		CONF. RPI		ADJ CONF. RPI	
DIV. I ONLY			14-13-0	.51852	127	3-4-0			268		264		219		.4288	228	23		23	
DIV. I NON-CONF.			12-10-0	.54545	105	1-2-0			261		284		205		.44337	217	23		23	
TOTALS		RPI 1-25		RPI 26-50		W-L RECORDS		RPI 51-100		RPI 101-150		RPI 150+								
14-13-0		0-0-0		0-1-0		OVERALL		0-3-0		1-1-0		13-8-0								
1-1-0		0-0-0		0-0-0		HOME		0-0-0		0-0-0		1-1-0								
1-3-0		0-0-0		0-1-0		AWAY		0-1-0		0-0-0		1-1-0								
12-9-0		0-0-0		0-0-0		NEUTRAL		0-2-0		1-1-0		11-6-0								
12-10-0		0-0-0		0-1-0		NON-CONFERENCE		0-3-0		1-1-0		11-5-0								
1-1-0		0-0-0		0-0-0		HOME		0-0-0		0-0-0		1-1-0								
1-3-0		0-0-0		0-0-		AWAY		0-1-0		0-0-0		1-1-0								
10-6-0		0-0-0		0-0-0		NEUTRAL		0-2-0		1-1-0		9-3-0								
2-3-0		0-0-0		0-0-0		CONFERENCE		0-0-0		0-0-0		2-3-0								
0-0-0		0-0-0		0-0-0		HOME		0-0-0		0-0-0		0-0-0								
0-0-0		0-0-0		0-0-0		AWAY		0-0-0		0-0-0		0-0-0								
2-3-0		0-0-0		0-0-0		NEUTRAL		0-0-0		0-0-0		2-3-0								
RPI	S	Opponent		Score		RPI	S	Opponent		Score		RPI	S	Opponent		Score				
				49	A	Nebraska	1	2	82	N	UNI	2	3	113	N	Utah Valley	0	1		
									87	A	Coastal Caro.	0	5	113	N	Utah Valley	3	0		
									100	N	Valparaiso	0	6	196	N	Army	3	1		
														201	N	North Dakota	1	2		
														201	N	North Dakota	4	6		
														201	N	North Dakota	0	3		
														234	N	Dartmouth	5	0		
														237	N	Houston Baptist	5	0		
														237	N	Houston Baptist	3	2		
														240	N	Green Bay	1	7		
														243	N	Rider	0	2		
														243	N	Rider	3	0		
														254	N	Cleveland St.	2	4		
														259	N	Savannah St.	3	1		
														262	H	South Dakota	11	0		
														262	H	South Dakota	0	2		
														265	N	Bucknell	2	0		
														266	A	Alabama St.	0	4		
														266	A	Alabama St.	12	4		
														267	N	Wagner	10	2		
														271	N	Columbia	2	1		
														277	N	Manhattan	5	0		
														283	N	Saint Peter's	7	1		
LAST 10 GAMES																				
				262	H	South Dakota	11	0	237	N	Houston Baptist	5	0	283	N	Saint Peter's	7	1		
				262	H	South Dakota	0	2	113	N	Utah Valley	0	1							
				201	N	North Dakota	4	6	113	N	Utah Valley	3	0							
				201	N	North Dakota	0	3	49	A	Nebraska	1	2							
				237	N	Houston Baptist	3	2	265	N	Bucknell	2	0							
Non-Div. I Games:		Neb.-Kearney		7	3	Neb.-Kearney		8	0	Peru St.		1	0	Neb. Omaha						

seattle

Seattle

Average RPI Win:		212	WON-LOST RECORD		WINNING PCT. RANK		LAST 10 GAMES		STRENGTH OF SCHEDULE		OPP. STRENGTH OF SCHEDULE		TEAM RPI		ADJ RPI		CONF. RPI		ADJ CONF. RPI	
DIV. I ONLY			14-24-0		.36842 214		3-7-0		217		237		229		.42791 230		22		22	
DIV. I NON-CONF.			7-12-0		.36842 202		0-0-0		238		240		238		.42599 233		21		21	
TOTALS		RPI 1-25		RPI 26-50		W-L RECORDS		RPI 51-100		RPI 101-150		RPI 150+								
14-24-0		0-1-0		0-0-0		OVERALL		0-2-0		2-10-0		12-11-0								
5-7-0		0-0-0		0-0-0		HOME		0-1-0		1-3-0		4-3-0								
5-9-0		0-0-0		0-0-0		AWAY		0-0-0		0-2-0		5-7-0								
4-8-0		0-1-0		0-0-0		NEUTRAL		0-1-0		1-5-0		3-1-0								
7-12-0		0-1-0		0-0-0		NON-CONFERENCE		0-2-0		1-5-0		6-4-0								
0-1-0		0-0-0		0-0-0		HOME		0-1-0		0-0-0		0-0-0								
3-3-0		0-0-0		0-0-		AWAY		0-0-0		0-0-0		3-3-0								
4-8-0		0-1-0		0-0-0		NEUTRAL		0-1-0		1-5-0		3-1-0								
7-12-0		0-0-0		0-0-0		CONFERENCE		0-0-0		1-5-0		6-7-0								
5-6-0		0-0-0		0-0-0		HOME		0-0-0		1-3-0		4-3-0								
2-6-0		0-0-0		0-0-0		AWAY		0-0-0		0-2-0		2-4-0								
0-0-0		0-0-0		0-0-0		NEUTRAL		0-0-0		0-0-0		0-0-0								
RPI	S	Opponent		Score		RPI	S	Opponent		Score		RPI	S	Opponent		Score				
14	N	Missouri		0 9								64	N	Miami (OH)		2 6				
												82	H	UNI		1 2				
														115 A UT Martin		4 5				
														115 A UT Martin		1 2				
														115 H UT Martin		2 3				
														125 N Saint Louis		4 5				
														128 N Missouri St.		4 5				
														128 N Missouri St.		1 4				
														134 N UMKC		2 5				
														136 N Western Ill.		4 12				
														143 H Jacksonville St.		3 1				
														143 H Jacksonville St.		8 9				
														143 H Jacksonville St.		1 2				
														149 N La.-Monroe		8 4				
														161 H Eastern Ill.		2 3				
														161 H Eastern Ill.		3 5				
														168 H SIU Edwardsville		4 1				
														168 H SIU Edwardsville		9 8				
														172 A Memphis		0 1				
														176 A Eastern Ky.		7 5				
														176 A Eastern Ky.		2 4				
														176 A Eastern Ky.		2 3				
														188 A Tennessee Tech		6 2				
														188 A Tennessee Tech		2 3				
														188 A Tennessee Tech		1 6				
														219 N Northwestern St.		3 1				
														224 A Indiana St.		9 6				
														224 A Indiana St.		4 0				
														231 A Evansville		4 5				

Non-Div. I Games:

Southeast Mo. St.

RPI	S	Opponent	Score	
231	A	Evansville	6	1
235	N	IUPUI	0	5
241	A	Jackson St.	1	11
249	H	Morehead St.	11	10
249	H	Morehead St.	1	3
249	H	Morehead St.	9	5
288	N	Grambling	21	3
288	N	Grambling	15	8

Southeast Mo. St.

S
o
u
t
h
e
a
s
t
M
o
.
S
t
.

S
o
u
t
h
e
a
s
t
M
o
.
S
t
.

Average RPI Win: 188		WON-LOST RECORD		WINNING PCT. RANK		LAST 10 GAMES		STRENGTH OF SCHEDULE		OPP. STRENGTH OF SCHEDULE		TEAM RPI		ADJ RPI		CONF. RPI		ADJ CONF. RPI	
DIV. I ONLY		11-23-0		.32353 228		4-6-0		216		161		236		.42659 231		14		14	
DIV. I NON-CONF.		7-15-0		.31818 226		0-2-0		276		182		259		.39581 257		14		14	
TOTALS		RPI 1-25		RPI 26-50		W-L RECORDS		RPI 51-100		RPI 101-150		RPI 150+							
11-23-0		0-2-0		0-1-0		OVERALL		2-4-0		1-7-0		8-9-0							
3-8-0		0-0-0		0-0-0		HOME		0-0-0		1-5-0		2-3-0							
6-14-0		0-2-0		0-1-0		AWAY		2-4-0		0-2-0		4-5-0							
2-1-0		0-0-0		0-0-0		NEUTRAL		0-0-0		0-0-0		2-1-0							
7-15-0		0-2-0		0-1-0		NON-CONFERENCE		0-0-0		0-5-0		7-7-0							
2-6-0		0-0-0		0-0-0		HOME		0-0-0		0-3-0		2-3-0							
3-8-0		0-2-0		0-0-		AWAY		0-0-0		0-2-0		3-3-0							
2-1-0		0-0-0		0-0-0		NEUTRAL		0-0-0		0-0-0		2-1-0							
4-8-0		0-0-0		0-0-0		CONFERENCE		2-4-0		1-2-0		1-2-0							
1-2-0		0-0-0		0-0-0		HOME		0-0-0		1-2-0		0-0-0							
3-6-0		0-0-0		0-0-0		AWAY		2-4-0		0-0-0		1-2-0							
0-0-0		0-0-0		0-0-0		NEUTRAL		0-0-0		0-0-0		0-0-0							
RPI	S	Opponent		Score		RPI	S	Opponent		Score		RPI	S	Opponent		Score			
14	A	Missouri		0	7	26	A	Auburn		1	3	60	A	Illinois St.		0	4		
14	A	Missouri		2	4							60	A	Illinois St.		2	1		
												60	A	Illinois St.		4	3		
												82	A	UNI		0	8		
												82	A	UNI		1	8		
												82	A	UNI		0	1		
												123	A	Middle Tenn.		2	5		
												123	A	Middle Tenn.		0	1		
												128	H	Missouri St.		3	1		
												128	H	Missouri St.		0	3		
												128	H	Missouri St.		2	11		
												134	H	UMKC		3	4		
												136	H	Western Ill.		2	8		
												136	H	Western Ill.		0	3		
												157	A	Bradley		0	6		
												157	A	Bradley		5	1		
												157	A	Bradley		1	2		
												158	H	Butler		2	3		
												164	N	Louisiana Tech		11	3		
												208	N	Drexel		0	1		
												225	A	UTEP		3	7		
												225	A	UTEP		4	7		
												225	A	UTEP		8	10		
												225	A	UTEP		15	12		
												227	N	George Washington		11	6		
												230	H	Southeast Mo. St.		1	6		
												230	H	Southeast Mo. St.		5	4		
												258	H	Detroit		3	4		
												258	H	Detroit		2	1		
												278	A	Alcorn St.		10	1		
												278	A	Alcorn St.		13	0		
LAST 10 GAMES																			
						60	A	Illinois St.		4	3	157	A	Bradley		5	1		
						60	A	Illinois St.		0	4	14	A	Missouri		0	7		
						60	A	Illinois St.		2	1	14	A	Missouri		2	4		
						157	A	Bradley		1	2	128	H	Missouri St.		3	1		
						157	A	Bradley		0	6	128	H	Missouri St.		0	3		

Non-Div. I Games:

Evansville

Average RPI Win:	193	WON-LOST	WINNING	LAST 10	STRENGTH OF	OPP. STRENGTH	TEAM	ADJ	CONF.	ADJ CONF.			
Average RPI Loss:	163	RECORD	PCT. RANK	GAMES	SCHEDULE	OF SCHEDULE	RPI	RPI	RPI	RPI			
DIV. I ONLY	13-20-0	.39394	205	5-5-0	247	205	234	.42574	232	16	16		
DIV. I NON-CONF.	8-15-0	.34783	210	0-0-0	283	225	263	.392	261	17	17		
<hr/>													
TOTALS	RPI 1-25	RPI 26-50		W-L RECORDS		RPI 51-100		RPI 101-150		RPI 150+			
13-20-0	0-0-0	0-1-0		OVERALL		1-5-0		2-1-0		10-13-0			
6-5-0	0-0-0	0-0-0		HOME		0-3-0		0-0-0		6-2-0			
5-8-0	0-0-0	0-1-0		AWAY		1-2-0		2-1-0		2-4-0			
2-7-0	0-0-0	0-0-0		NEUTRAL		0-0-0		0-0-0		2-7-0			
8-15-0	0-0-0	0-1-0		NON-CONFERENCE		1-2-0		0-0-0		7-12-0			
3-1-0	0-0-0	0-0-0		HOME		0-0-0		0-0-0		3-1-0			
3-7-0	0-0-0	0-0-		AWAY		1-2-0		0-0-0		2-4-0			
2-7-0	0-0-0	0-0-0		NEUTRAL		0-0-0		0-0-0		2-7-0			
5-5-0	0-0-0	0-0-0		CONFERENCE		0-3-0		2-1-0		3-1-0			
3-4-0	0-0-0	0-0-0		HOME		0-3-0		0-0-0		3-1-0			
2-1-0	0-0-0	0-0-0		AWAY		0-0-0		2-1-0		0-0-0			
0-0-0	0-0-0	0-0-0		NEUTRAL		0-0-0		0-0-0		0-0-0			
RPI	S	Opponent	Score	RPI	S	Opponent	Score	RPI	S	Opponent	Score		
				26	A	Auburn	0 8	80	A	South Carolina	1 8		
								86	A	Mercer	0 12		
								86	A	Mercer	9 0		
								87	H	Coastal Caro.	0 5		
								87	H	Coastal Caro.	2 8		
								87	H	Coastal Caro.	2 11		
										127	A	Charleston So.	2 3
										127	A	Charleston So.	6 1
										127	A	Charleston So.	2 1
										164	N	Louisiana Tech	7 2
										166	A	Charlotte	9 4
										182	H	Winthrop	3 1
										182	H	Winthrop	6 1
										182	H	Winthrop	12 11
										185	A	Elon	0 2
										185	N	Elon	5 11
										185	N	Elon	1 2
										189	N	James Madison	0 4
										192	N	Appalachian St.	5 6
										198	A	Furman	3 4
										198	A	Furman	1 3
										199	H	Gardner-Webb	4 6
										200	A	East Tenn. St.	5 4
										200	A	East Tenn. St.	4 5
										208	N	Drexel	5 6
										227	N	George Washington	0 5
										247	N	Delaware	1 2
										264	H	UNC Wilmington	3 2
										264	H	UNC Wilmington	0 6
										265	N	Bucknell	8 3
										284	H	N.C. Central	4 0
										284	H	N.C. Central	5 2
LAST 10 GAMES				LAST 10 GAMES				LAST 10 GAMES					
				182	H	Winthrop	6 1	127	A	Charleston So.	2 1		
				182	H	Winthrop	3 1	199	H	Gardner-Webb	4 6		
				182	H	Winthrop	12 11	87	H	Coastal Caro.	2 11		
				127	A	Charleston So.	2 3	87	H	Coastal Caro.	2 8		
				127	A	Charleston So.	6 1	87	H	Coastal Caro.	0 5		

Non-Div. I Games:

Presbyterian

Average RPI Win: 203		WON-LOST RECORD		WINNING PCT. RANK		LAST 10 GAMES		STRENGTH OF SCHEDULE		OPP. STRENGTH OF SCHEDULE		TEAM RPI		ADJ RPI		CONF. RPI		ADJ CONF. RPI					
DIV. I ONLY		10-24-0		.29412 244		3-7-0		188		173		238		.4257 233		13		13					
DIV. I NON-CONF.		7-19-0		.26923 240		0-2-0		163		185		231		.42973 231		13		13					
TOTALS		RPI 1-25		RPI 26-50		W-L RECORDS		RPI 51-100		RPI 101-150		RPI 150+											
10-24-0		0-1-0		0-3-0		OVERALL		1-4-0		1-7-0		8-9-0											
1-1-0		0-0-0		0-0-0		HOME		0-0-0		0-0-0		1-1-0											
3-10-0		0-1-0		0-2-0		AWAY		0-2-0		0-4-0		3-1-0											
6-13-0		0-0-0		0-1-0		NEUTRAL		1-2-0		1-3-0		4-7-0											
7-19-0		0-1-0		0-3-0		NON-CONFERENCE		1-4-0		1-3-0		5-8-0											
1-1-0		0-0-0		0-0-0		HOME		0-0-0		0-0-0		1-1-0											
0-5-0		0-1-0		0-0-		AWAY		0-2-0		0-0-0		0-0-0											
6-13-0		0-0-0		0-1-0		NEUTRAL		1-2-0		1-3-0		4-7-0											
3-5-0		0-0-0		0-0-0		CONFERENCE		0-0-0		0-4-0		3-1-0											
0-0-0		0-0-0		0-0-0		HOME		0-0-0		0-0-0		0-0-0											
3-5-0		0-0-0		0-0-0		AWAY		0-0-0		0-4-0		3-1-0											
0-0-0		0-0-0		0-0-0		NEUTRAL		0-0-0		0-0-0		0-0-0											
RPI	S	Opponent		Score		RPI	S	Opponent		Score		RPI	S	Opponent		Score		RPI	S	Opponent		Score	
18	A	South Fla.		0 2		29	N	Virginia Tech		0 8		56	A	Fresno St.		1 9		107	A	Kent St.		5 6	
						31	A	Notre Dame		1 9		73	N	North Dakota St.		1 3		107	A	Kent St.		2 4	
						31	A	Notre Dame		0 8		85	N	Kennesaw St.		7 4		132	N	Villanova		2 7	
												94	N	Harvard		1 2		133	A	Ohio		3 4	
												95	A	North Carolina St.		2 4		133	A	Ohio		1 15	
																		145	N	Central Ark.		3 4	
																		146	N	Long Beach St.		4 2	
																		146	N	Long Beach St.		1 5	
																		152	N	Lehigh		1 4	
																		162	N	UC Riverside		3 6	
																		170	N	LIU Brooklyn		1 10	
																		205	N	Georgetown		0 8	
																		205	N	Georgetown		9 8	
																		207	N	Bethune-Cookman		8 0	
																		215	H	Wright St.		5 2	
																		215	H	Wright St.		4 5	
																		216	A	Buffalo		3 14	
																		216	A	Buffalo		11 9	
																		222	A	Akron		8 0	
																		222	A	Akron		12 7	
																		226	N	South Dakota St.		7 9	
																		226	N	South Dakota St.		3 7	
																		226	N	South Dakota St.		3 4	
																		252	N	Canisius		1 0	
																		261	N	Hampton		8 0	
LAST 10 GAMES																							
						107	A	Kent St.		5 6		133	A	Ohio		1 15							
						107	A	Kent St.		2 4		222	A	Akron		12 7							
						216	A	Buffalo		11 9		222	A	Akron		8 0							
						216	A	Buffalo		3 14		31	A	Notre Dame		1 9							
						133	A	Ohio		3 4		31	A	Notre Dame		0 8							

Non-Div. I Games:

Toledo

Average RPI Win:	171	WON-LOST RECORD	WINNING PCT. RANK	LAST 10 GAMES	STRENGTH OF SCHEDULE	OPP. STRENGTH OF SCHEDULE	TEAM RPI	ADJ RPI	CONF. RPI	ADJ CONF. RPI								
DIV. I ONLY		8-15-0	.34783 218	1-9-0	202	238	230	.42549 234	27	27								
DIV. I NON-CONF.		7-8-0	.46667 150	0-2-0	164	188	164	.48249 158	27	27								
<hr/>																		
TOTALS	RPI 1-25	RPI 26-50		W-L RECORDS		RPI 51-100		RPI 101-150		RPI 150+								
8-15-0	0-0-0	0-0-0		OVERALL		0-2-0		4-3-0		4-10-0								
1-3-0	0-0-0	0-0-0		HOME		0-0-0		0-0-0		1-3-0								
2-8-0	0-0-0	0-0-0		AWAY		0-1-0		2-3-0		0-4-0								
5-4-0	0-0-0	0-0-0		NEUTRAL		0-1-0		2-0-0		3-3-0								
<hr/>																		
7-8-0	0-0-0	0-0-0		NON-CONFERENCE		0-2-0		4-3-0		3-3-0								
0-0-0	0-0-0	0-0-0		HOME		0-0-0		0-0-0		0-0-0								
2-4-0	0-0-0	0-0-		AWAY		0-1-0		2-3-0		0-0-0								
5-4-0	0-0-0	0-0-0		NEUTRAL		0-1-0		2-0-0		3-3-0								
<hr/>																		
1-7-0	0-0-0	0-0-0		CONFERENCE		0-0-0		0-0-0		1-7-0								
1-3-0	0-0-0	0-0-0		HOME		0-0-0		0-0-0		1-3-0								
0-4-0	0-0-0	0-0-0		AWAY		0-0-0		0-0-0		0-4-0								
0-0-0	0-0-0	0-0-0		NEUTRAL		0-0-0		0-0-0		0-0-0								
<hr/>																		
RPI S	Opponent	Score	RPI S	Opponent	Score	RPI S	Opponent	Score	RPI S	Opponent	Score							
						74 N	North Florida	1	9	103 N	North Texas	7 6						
						87 A	Coastal Caro.	2	4	107 N	Kent St.	5 0						
										108 A	Boston College	1	2					
										108 A	Boston College	0	11					
										112 A	Fla. Gulf Coast	2	4					
										141 A	Stetson	6	1					
										141 A	Stetson	1	0					
										167 H	Penn	1	0					
										167 H	Penn	2	6					
										169 N	Iona	0	1					
										169 N	Iona	2	1					
										204 A	Cornell	8	10					
										204 A	Cornell	2	4					
										211 N	Florida A&M	1	2					
										228 N	Neb. Omaha	0	5					
										245 A	Princeton	2	5					
										245 A	Princeton	0	4					
										255 N	Hartford	11	7					
										271 H	Columbia	1	7					
										271 H	Columbia	0	9					
										283 N	Saint Peter's	6	1					
									LAST 10 GAMES									
									271 H Columbia			1	7	204 A Cornell			2	4
									271 H Columbia			0	9	245 A Princeton			0	4
									167 H Penn			2	6	245 A Princeton			2	5
			167 H Penn			1	0	108 A Boston College			0	11						
			204 A Cornell			8	10	108 A Boston College			1	2						

Non-Div. I Games:

Dartmouth

Average RPI Win: 200		WON-LOST RECORD	WINNING PCT. RANK	LAST 10 GAMES	STRENGTH OF SCHEDULE	OPP. STRENGTH OF SCHEDULE	TEAM RPI	ADJ RPI	CONF. RPI	ADJ CONF. RPI		
Average RPI Loss: 149												
DIV. I ONLY		11-25-0	.30556	238	4-6-0	164	234	233	.42452	235	21	21
DIV. I NON-CONF.		8-16-0	.33333	217	2-3-0	209	229	232	.43094	228	22	22
<hr/>												
TOTALS		RPI 1-25		RPI 26-50		W-L RECORDS		RPI 51-100		RPI 101-150		RPI 150+
11-25-0		0-0-0		0-0-0		OVERALL		0-9-0		3-4-0		8-12-0
4-9-0		0-0-0		0-0-0		HOME		0-3-0		2-4-0		2-2-0
3-9-0		0-0-0		0-0-0		AWAY		0-5-0		1-0-0		2-4-0
4-7-0		0-0-0		0-0-0		NEUTRAL		0-1-0		0-0-0		4-6-0
8-16-0		0-0-0		0-0-0		NON-CONFERENCE		0-6-0		1-0-0		7-10-0
2-2-0		0-0-0		0-0-0		HOME		0-0-0		0-0-0		2-2-0
2-7-0		0-0-0		0-0-		AWAY		0-5-0		1-0-0		1-2-0
4-7-0		0-0-0		0-0-0		NEUTRAL		0-1-0		0-0-0		4-6-0
3-9-0		0-0-0		0-0-0		CONFERENCE		0-3-0		2-4-0		1-2-0
2-7-0		0-0-0		0-0-0		HOME		0-3-0		2-4-0		0-0-0
1-2-0		0-0-0		0-0-0		AWAY		0-0-0		0-0-0		1-2-0
0-0-0		0-0-0		0-0-0		NEUTRAL		0-0-0		0-0-0		0-0-0
RPI	S	Opponent	Score	RPI	S	Opponent	Score	RPI	S	Opponent	Score	
						52 A	Purdue	1	9	136 H	Western Ill.	2 3
						61 N	Chattanooga	5	13	136 H	Western Ill.	8 6
						66 A	Arkansas	1	3	136 H	Western Ill.	1 4
						69 A	Georgia St.	0	1	147 H	Southern Utah	1 3
						73 H	North Dakota St.	3	4	147 H	Southern Utah	3 1
						73 H	North Dakota St.	0	6	147 H	Southern Utah	1 3
						73 H	North Dakota St.	0	11	149 A	La.-Monroe	11 3
						100 A	Valparaiso	1	8	158 N	Butler	1 5
						100 A	Valparaiso	1	7	161 N	Eastern Ill.	0 3
										164 N	Louisiana Tech	1 2
										168 N	SIU Edwardsville	7 1
										174 N	Mississippi Val.	1 2
										186 N	Drake	0 3
										186 N	Drake	2 0
										209 A	Southern Miss.	2 4
										213 A	Ill.-Chicago	1 0
										213 A	Ill.-Chicago	0 2
										219 N	Northwestern St.	1 4
										224 H	Indiana St.	2 1
										224 H	Indiana St.	2 6
										230 N	Southeast Mo. St.	5 0
										238 N	Nicholls St.	5 0
										249 H	Morehead St.	8 9
										249 H	Morehead St.	4 1
										262 A	South Dakota	0 2
										262 A	South Dakota	8 1
										262 A	South Dakota	4 5
LAST 10 GAMES												
						147 H	Southern Utah	3	1	213 A	Ill.-Chicago	0 2
						147 H	Southern Utah	1	3	224 H	Indiana St.	2 6
						147 H	Southern Utah	1	3	224 H	Indiana St.	2 1
						52 A	Purdue	1	9	262 A	South Dakota	8 1
						213 A	Ill.-Chicago	1	0	262 A	South Dakota	4 5

Non-Div. I Games:

IUPUI

Average RPI Win:		205	WON-LOST RECORD		WINNING PCT. RANK		LAST 10 GAMES		STRENGTH OF SCHEDULE		OPP. STRENGTH OF SCHEDULE		TEAM RPI		ADJ RPI		CONF. RPI		ADJ CONF. RPI	
DIV. I ONLY			10-26-0		.27778 252		1-9-0		161		233		241		.42254 236		22		22	
DIV. I NON-CONF.			7-12-0		.36842 202		0-0-0		179		230		212		.44693 211		21		21	
TOTALS		RPI 1-25		RPI 26-50		W-L RECORDS		RPI 51-100		RPI 101-150		RPI 150+								
10-26-0		0-1-0		0-0-0		OVERALL		1-4-0		0-8-0		9-13-0								
4-13-0		0-0-0		0-0-0		HOME		0-2-0		0-3-0		4-8-0								
1-8-0		0-1-0		0-0-0		AWAY		1-1-0		0-5-0		0-1-0								
5-5-0		0-0-0		0-0-0		NEUTRAL		0-1-0		0-0-0		5-4-0								
7-12-0		0-1-0		0-0-0		NON-CONFERENCE		1-4-0		0-0-0		6-7-0								
1-5-0		0-0-0		0-0-0		HOME		0-2-0		0-0-0		1-3-0								
1-2-0		0-1-0		0-0-		AWAY		1-1-0		0-0-0		0-0-0								
5-5-0		0-0-0		0-0-0		NEUTRAL		0-1-0		0-0-0		5-4-0								
3-14-0		0-0-0		0-0-0		CONFERENCE		0-0-0		0-8-0		3-6-0								
3-8-0		0-0-0		0-0-0		HOME		0-0-0		0-3-0		3-5-0								
0-6-0		0-0-0		0-0-0		AWAY		0-0-0		0-5-0		0-1-0								
0-0-0		0-0-0		0-0-0		NEUTRAL		0-0-0		0-0-0		0-0-0								
RPI	S	Opponent		Score		RPI	S	Opponent		Score		RPI	S	Opponent		Score				
5	A	Florida		0 8								66	A	Arkansas		0 7				
												70	H	Ohio St.		0 6				
												77	N	Western Ky.		0 8				
												80	A	South Carolina		4 2				
												86	H	Mercer		5 6				
												115	A	UT Martin		1 9				
												115	A	UT Martin		1 10				
												115	A	UT Martin		3 5				
												139	H	Murray St.		2 5				
												139	H	Murray St.		0 10				
												139	H	Murray St.		0 14				
												143	A	Jacksonville St.		1 10				
												143	A	Jacksonville St.		3 6				
												159	H	St. Bonaventure		1 3				
												161	H	Eastern Ill.		0 4				
												161	H	Eastern Ill.		3 5				
												161	H	Eastern Ill.		3 7				
												182	N	Winthrop		1 3				
												183	N	Campbell		6 1				
												183	N	Campbell		3 2				
												188	H	Tennessee Tech		0 4				
												188	H	Tennessee Tech		4 1				
												188	H	Tennessee Tech		3 5				
												199	N	Gardner-Webb		6 8				
												199	N	Gardner-Webb		4 6				
												218	A	Austin Peay		0 6				
												218	H	Austin Peay		6 5				
												218	H	Austin Peay		5 0				
												219	H	Northwestern St.		0 8				
												219	N	Northwestern St.		4 1				
												241	N	Jackson St.		1 8				
												241	N	Jackson St.		5 4				
LAST 10 GAMES																				
161 H Eastern Ill.						0 4						115 A UT Martin 1 9								
161 H Eastern Ill.						3 5						115 A UT Martin 3 5								
161 H Eastern Ill.						3 7						115 A UT Martin 1 10								
143 A Jacksonville St.						3 6						218 A Austin Peay 0 6								
143 A Jacksonville St.						1 10						188 H Tennessee Tech 4 1								

Non-Div. I Games:

Tennessee St.

RPI	S	Opponent	Score	
254	N	Cleveland St.	5	3
266	H	Alabama St.	8	5
266	H	Alabama St.	3	4

Tennessee St.

T
e
n
n
e
s
s
e
e
s
t
.

T
e
n
n
e
s
s
e
e
s
t
.

[illegible]

Non-Div. I Games:	Houston-Victoria	6	7	Houston-Victoria	7	8
-------------------	------------------	---	---	------------------	---	---

Houston Baptist

RPI	S	Opponent	Score	
285	N	Ark.-Pine Bluff	4	3

Houston Baptist

H
o
u
s
t
o
n
B
a
p
t
i
s
t

H
o
u
s
t
o
n
B
a
p
t
i
s
t

Average RPI Win: 209		WON-LOST	WINNING	LAST 10	STRENGTH OF		OPP. STRENGTH	TEAM	ADJ	CONF.	ADJ CONF.
Average RPI Loss: 124		RECORD	PCT. RANK	GAMES	SCHEDULE		OF SCHEDULE	RPI	RPI	RPI	RPI
DIV. I ONLY		8-23-0	.25806	259	4-6-0		172	149	242	.42228	238
DIV. I NON-CONF.		4-17-0	.19048	264	0-3-0		101	165	233	.43087	229
TOTALS		RPI 1-25	RPI 26-50		W-L RECORDS		RPI 51-100		RPI 101-150		RPI 150+
8-23-0		0-3-0	1-5-0		OVERALL		0-1-0		0-6-0		7-8-0
4-6-0		0-1-0	1-2-0		HOME		0-0-0		0-3-0		3-0-0
2-5-0		0-2-0	0-1-0		AWAY		0-0-0		0-0-0		2-2-0
2-12-0		0-0-0	0-2-0		NEUTRAL		0-1-0		0-3-0		2-6-0
4-17-0		0-3-0	0-4-0		NON-CONFERENCE		0-1-0		0-3-0		4-6-0
1-3-0		0-1-0	0-1-0		HOME		0-0-0		0-1-0		1-0-0
1-4-0		0-2-0	0-0-		AWAY		0-0-0		0-0-0		1-1-0
2-10-0		0-0-0	0-2-0		NEUTRAL		0-1-0		0-2-0		2-5-0
4-6-0		0-0-0	1-1-0		CONFERENCE		0-0-0		0-3-0		3-2-0
3-3-0		0-0-0	1-1-0		HOME		0-0-0		0-2-0		2-0-0
1-1-0		0-0-0	0-0-0		AWAY		0-0-0		0-0-0		1-1-0
0-2-0		0-0-0	0-0-0		NEUTRAL		0-0-0		0-1-0		0-1-0
RPI S	Opponent	Score	RPI S	Opponent	Score	RPI S	Opponent	Score	RPI S	Opponent	Score
6 A	La.-Lafayette	4 15	40 N	Troy	0 3	98 N	Ball St.	1 3	115 N	UT Martin	3 5
19 A	LSU	1 6	45 A	South Ala.	1 10				117 N	A&M-Corpus Christi	1 9
19 H	LSU	2 10	45 H	South Ala.	2 8				130 N	Northern Ill.	8 9
			46 N	Kentucky	1 9				149 H	La.-Monroe	4 7
			47 H	Texas St.	1 0				150 H	Sam Houston St.	4 6
			47 H	Texas St.	0 3				150 H	Sam Houston St.	3 6
									164 N	Louisiana Tech	5 2
									174 N	Mississippi Val.	2 6
									176 N	Eastern Ky.	4 7
									200 N	East Tenn. St.	5 10
									209 A	Southern Miss.	4 5
									222 A	Stephen F. Austin	1 0
									222 A	Stephen F. Austin	0 2
									222 N	Akron	5 1
									222 N	Stephen F. Austin	1 2
									235 N	IUPUI	0 5
									241 A	Jackson St.	11 2
									241 N	Jackson St.	2 10
									250 H	Southeastern La.	8 0
									250 H	Southeastern La.	10 2
									278 H	Alcorn St.	6 1
			LAST 10 GAMES								
			19 A	LSU	1 6	250 H	Southeastern La.	10 2			
			45 A	South Ala.	1 10	250 H	Southeastern La.	8 0			
			47 H	Texas St.	1 0	222 A	Stephen F. Austin	1 0			
			47 H	Texas St.	0 3	222 A	Stephen F. Austin	0 2			
			149 H	La.-Monroe	4 7	150 H	Sam Houston St.	3 6			

Non-Div. I Games:

Nicholls St.

Average RPI Win: 220		WON-LOST	WINNING	LAST 10	STRENGTH OF		OPP. STRENGTH	TEAM	ADJ		CONF.	ADJ CONF.
Average RPI Loss: 169		RECORD	PCT. RANK	GAMES	SCHEDULE		OF SCHEDULE	RPI	RPI		RPI	RPI
DIV. I ONLY		13-18-0	.41935	190	5-5-0		261	230	240		.42056	239
DIV. I NON-CONF.		11-14-0	.44	163	4-1-0		274	244	241		.41976	241
TOTALS		RPI 1-25	RPI 26-50		W-L RECORDS		RPI 51-100		RPI 101-150		RPI 150+	
13-18-0		0-0-0	0-0-0		OVERALL		0-1-0		2-6-0		11-11-0	
4-1-0		0-0-0	0-0-0		HOME		0-0-0		0-0-0		4-1-0	
4-7-0		0-0-0	0-0-0		AWAY		0-0-0		1-2-0		3-5-0	
5-10-0		0-0-0	0-0-0		NEUTRAL		0-1-0		1-4-0		4-5-0	
11-14-0		0-0-0	0-0-0		NON-CONFERENCE		0-1-0		1-5-0		10-8-0	
3-0-0		0-0-0	0-0-0		HOME		0-0-0		0-0-0		3-0-0	
3-4-0		0-0-0	0-0-		AWAY		0-0-0		0-1-0		3-3-0	
5-10-0		0-0-0	0-0-0		NEUTRAL		0-1-0		1-4-0		4-5-0	
2-4-0		0-0-0	0-0-0		CONFERENCE		0-0-0		1-1-0		1-3-0	
1-1-0		0-0-0	0-0-0		HOME		0-0-0		0-0-0		1-1-0	
1-3-0		0-0-0	0-0-0		AWAY		0-0-0		1-1-0		0-2-0	
0-0-0		0-0-0	0-0-0		NEUTRAL		0-0-0		0-0-0		0-0-0	
RPI S	Opponent	Score	RPI S	Opponent	Score	RPI S	Opponent	Score	RPI S	Opponent	Score	
						69 N	Georgia St.	0 4	104 A	Maryland	7 17	
									107 N	Kent St.	0 8	
									107 N	Kent St.	3 5	
									125 A	Saint Louis	8 3	
									125 A	Saint Louis	2 4	
									140 N	Robert Morris	4 8	
									145 N	Central Ark.	2 10	
									145 N	Central Ark.	6 5	
									159 A	St. Bonaventure	1 3	
									159 A	St. Bonaventure	5 6	
									173 A	Fairfield	3 4	
									173 A	Fairfield	5 4	
									185 N	Elon	10 2	
									191 H	Dayton	4 2	
									191 H	Dayton	1 6	
									195 N	Western Caro.	0 5	
									198 N	Furman	3 7	
									209 A	Southern Miss.	0 12	
									209 A	Southern Miss.	4 5	
									210 N	Saint Francis (PA)	2 1	
									245 N	Princeton	7 4	
									245 N	Princeton	4 9	
									248 A	UMBC	9 1	
									249 N	Morehead St.	11 15	
									253 N	Siena	8 0	
									255 H	Hartford	6 5	
									260 N	Mt. St. Mary's	0 8	
LAST 10 GAMES												
						159 A	St. Bonaventure	5 6	173 A	Fairfield	3 4	
						159 A	St. Bonaventure	1 3	191 H	Dayton	4 2	
						272 H	Yale	7 0	191 H	Dayton	1 6	
						272 H	Yale	5 3	280 A	Holy Cross	11 1	
						173 A	Fairfield	5 4	125 A	Saint Louis	2 4	

Non-Div. I Games:

Rhode Island

RPI	S	Opponent	Score	
272	H	Yale	5	3
272	H	Yale	7	0
280	A	Holy Cross	11	1

Rhode Island

R
h
o
d
e
I
s
l
a
n
d

R
h
o
d
e
I
s
l
a
n
d

Green Bay

Green Bay

Average RPI Win:	237	WON-LOST RECORD	WINNING PCT. RANK	LAST 10 GAMES		STRENGTH OF SCHEDULE	OPP. STRENGTH OF SCHEDULE	TEAM RPI	ADJ RPI	CONF. RPI	ADJ CONF. RPI
DIV. I ONLY		19-17-0	.52778 123	7-3-0		283	195	235	.41899 241	31	31
DIV. I NON-CONF.		11-17-0	.39286 185	1-3-0		273	144	242	.41289 247	31	31
<hr/>											
TOTALS	RPI 1-25	RPI 26-50		W-L RECORDS		RPI 51-100		RPI 101-150		RPI 150+	
19-17-0	0-0-0	0-4-0		OVERALL		1-3-0		1-1-0		17-9-0	
10-8-0	0-0-0	0-1-0		HOME		0-0-0		1-0-0		9-7-0	
0-3-0	0-0-0	0-0-0		AWAY		0-2-0		0-1-0		0-0-0	
9-6-0	0-0-0	0-3-0		NEUTRAL		1-1-0		0-0-0		8-2-0	
<hr/>											
11-17-0	0-0-0	0-4-0		NON-CONFERENCE		1-3-0		1-1-0		9-9-0	
7-8-0	0-0-0	0-1-0		HOME		0-0-0		1-0-0		6-7-0	
0-3-0	0-0-0	0-0-		AWAY		0-2-0		0-1-0		0-0-0	
4-6-0	0-0-0	0-3-0		NEUTRAL		1-1-0		0-0-0		3-2-0	
<hr/>											
8-0-0	0-0-0	0-0-0		CONFERENCE		0-0-0		0-0-0		8-0-0	
3-0-0	0-0-0	0-0-0		HOME		0-0-0		0-0-0		3-0-0	
0-0-0	0-0-0	0-0-0		AWAY		0-0-0		0-0-0		0-0-0	
5-0-0	0-0-0	0-0-0		NEUTRAL		0-0-0		0-0-0		5-0-0	
<hr/>											
RPI S	Opponent	Score	RPI S	Opponent	Score	RPI S	Opponent	Score	RPI S	Opponent	Score
			33 H	Mississippi St.	2 11	66 A	Arkansas	4 5	145 A	Central Ark.	0 8
			35 N	Kansas	3 5	66 N	Arkansas	3 4	145 H	Central Ark.	1 0
			38 N	Oklahoma St.	1 2	78 A	Ole Miss	2 5	178 N	Northern Colo.	1 3
			40 N	Troy	0 9	78 N	Ole Miss	7 2	209 H	Southern Miss.	5 8
									209 H	Southern Miss.	8 2
									218 H	Austin Peay	6 4
									218 H	Austin Peay	0 11
									219 H	Northwestern St.	9 8
									219 H	Northwestern St.	6 16
									219 N	Northwestern St.	4 1
									230 H	Southeast Mo. St.	11 1
									236 N	Tennessee St.	8 1
									236 N	Tennessee St.	4 5
									237 H	Houston Baptist	5 4
									237 H	Houston Baptist	3 6
									237 H	Houston Baptist	3 2
									238 H	Nicholls St.	2 11
									238 N	Nicholls St.	10 2
									250 H	Southeastern La.	0 2
									250 H	Southeastern La.	2 3
									263 N	Texas Southern	2 1
			LAST 10 GAMES						278 H	Alcorn St.	2 1
			38 N	Oklahoma St.	1 2	278 H	Alcorn St.	2 1	278 H	Alcorn St.	7 4
			145 A	Central Ark.	0 8	78 N	Ole Miss	7 2	278 H	Alcorn St.	6 0
			78 A	Ole Miss	2 5	288 N	Grambling	11 4	282 N	Southern U.	7 6
			278 H	Alcorn St.	6 0	285 N	Ark.-Pine Bluff	5 4	282 N	Southern U.	14 6
			278 H	Alcorn St.	7 4	263 N	Texas Southern	2 1	285 N	Ark.-Pine Bluff	5 4
<hr/>											
Non-Div. I Games:	Spring Hill	4 3	Belhaven	5 3	Belhaven	8 3	Christian Bros.	7 2	Jackson St.		
	William Carey	5 6	Christian Bros.	6 1							

J a c k s o n s t .

J
a
c
k
s
o
n
s
t
.

Jackson St.

Average RPI Win: 245		WON-LOST RECORD		WINNING PCT. RANK		LAST 10 GAMES		STRENGTH OF SCHEDULE		OPP. STRENGTH OF SCHEDULE		TEAM RPI		ADJ RPI		CONF. RPI		ADJ CONF. RPI	
DIV. I ONLY		7-18-0		.28 250		3-7-0		167		252		245		.41771 242		28		28	
DIV. I NON-CONF.		7-18-0		.28 236		3-7-0		189		267		243		.41771 242		28		28	
TOTALS		RPI 1-25		RPI 26-50		W-L RECORDS		RPI 51-100		RPI 101-150		RPI 150+							
7-18-0		0-0-0		0-0-0		OVERALL		0-5-0		0-1-0		7-12-0							
2-0-0		0-0-0		0-0-0		HOME		0-0-0		0-0-0		2-0-0							
3-7-0		0-0-0		0-0-0		AWAY		0-2-0		0-0-0		3-5-0							
2-11-0		0-0-0		0-0-0		NEUTRAL		0-3-0		0-1-0		2-7-0							
7-18-0		0-0-0		0-0-0		NON-CONFERENCE		0-5-0		0-1-0		7-12-0							
2-0-0		0-0-0		0-0-0		HOME		0-0-0		0-0-0		2-0-0							
3-7-0		0-0-0		0-0-		AWAY		0-2-0		0-0-0		3-5-0							
2-11-0		0-0-0		0-0-0		NEUTRAL		0-3-0		0-1-0		2-7-0							
0-0-0		0-0-0		0-0-0		CONFERENCE		0-0-0		0-0-0		0-0-0							
0-0-0		0-0-0		0-0-0		HOME		0-0-0		0-0-0		0-0-0							
0-0-0		0-0-0		0-0-0		AWAY		0-0-0		0-0-0		0-0-0							
0-0-0		0-0-0		0-0-0		NEUTRAL		0-0-0		0-0-0		0-0-0							
RPI	S	Opponent		Score		RPI	S	Opponent		Score		RPI	S	Opponent		Score			
						52	N	Purdue	6	14		115	N	UT Martin	3	6			
						61	A	Chattanooga	3	5		151	N	Eastern Mich.	0	5			
						64	A	Miami (OH)	0	10		151	N	Eastern Mich.	4	5			
						98	N	Ball St.	0	14		155	A	Youngstown St.	1	5			
						100	N	Valparaiso	1	9		155	A	Youngstown St.	1	10			
												156	N	Fairleigh Dickinson	5	7			
												180	N	Seton Hall	8	4			
												189	N	James Madison	0	14			
												191	N	Dayton	0	9			
												200	N	East Tenn. St.	0	1			
												222	A	Akron	0	5			
												222	A	Akron	1	12			
												245	N	Princeton	4	3			
												248	A	UMBC	0	1			
												248	A	UMBC	3	2			
												254	A	Cleveland St.	10	0			
												260	H	Mt. St. Mary's	2	1			
												260	H	Mt. St. Mary's	4	1			
												260	N	Mt. St. Mary's	2	6			
												269	A	Coppin St.	6	1			
LAST 10 GAMES																			
						260	H	Mt. St. Mary's	4	1	155	A	Youngstown St.	1	10				
						260	H	Mt. St. Mary's	2	1	155	A	Youngstown St.	1	5				
						254	A	Cleveland St.	10	0	98	N	Ball St.	0	14				
						222	A	Akron	0	5	191	N	Dayton	0	9				
						222	A	Akron	1	12	151	N	Eastern Mich.	0	5				

Non-Div. I Games:

Niagara

R
i
d
e
r

Rider

RPI	S	Opponent	Score	
277	H	Manhattan	6	4
277	H	Manhattan	4	0
279	N	Howard	0	1
283	H	Saint Peter's	8	0
283	H	Saint Peter's	1	2

Rider

R
i
d
e
r

R
i
d
e
r

Average RPI Win: 187		WON-LOST RECORD		WINNING PCT. RANK		LAST 10 GAMES		STRENGTH OF SCHEDULE		OPP. STRENGTH OF SCHEDULE		TEAM RPI		ADJ RPI		CONF. RPI		ADJ CONF. RPI	
DIV. I ONLY		5-28-0		.15152 281		2-8-0		119		124		248		.41611 244		20		20	
DIV. I NON-CONF.		3-20-0		.13043 275		0-2-0		46		95		224		.44121 220		19		18	
TOTALS		RPI 1-25		RPI 26-50		W-L RECORDS		RPI 51-100		RPI 101-150		RPI 150+							
5-28-0		0-2-0		0-5-0		OVERALL		0-7-0		1-8-0		4-6-0							
1-5-0		0-0-0		0-0-0		HOME		0-2-0		0-0-0		1-3-0							
1-9-0		0-0-0		0-1-0		AWAY		0-1-0		1-6-0		0-1-0							
3-14-0		0-2-0		0-4-0		NEUTRAL		0-4-0		0-2-0		3-2-0							
3-20-0		0-2-0		0-5-0		NON-CONFERENCE		0-7-0		0-3-0		3-3-0							
0-2-0		0-0-0		0-0-0		HOME		0-2-0		0-0-0		0-0-0							
0-6-0		0-0-0		0-0-		AWAY		0-1-0		0-3-0		0-1-0							
3-12-0		0-2-0		0-4-0		NEUTRAL		0-4-0		0-0-0		3-2-0							
2-8-0		0-0-0		0-0-0		CONFERENCE		0-0-0		1-5-0		1-3-0							
1-3-0		0-0-0		0-0-0		HOME		0-0-0		0-0-0		1-3-0							
1-3-0		0-0-0		0-0-0		AWAY		0-0-0		1-3-0		0-0-0							
0-2-0		0-0-0		0-0-0		NEUTRAL		0-0-0		0-2-0		0-0-0							
RPI	S	Opponent		Score		RPI	S	Opponent		Score		RPI	S	Opponent		Score			
10	N	Hawaii		0	14	27	N	Oregon St.		3	16	54	H	Boise St.		6	7		
11	N	Washington		2	10	28	N	Texas Tech		4	8	57	H	Utah		2	10		
						30	A	BYU		2	5	67	N	McNeese St.		2	4		
						41	N	New Mexico		8	9	70	N	Ohio St.		2	6		
						49	N	Nebraska		4	12	72	N	Minnesota		2	10		
												79	A	UNLV		1	7		
												99	N	San Jose St.		4	10		
														116 A Portland St.		0	7		
														116 A Portland St.		3	2		
														116 A Portland St.		0	1		
														116 A Portland St.		1	2		
														120 A UC Davis		2	3		
														120 A UC Davis		0	5		
														120 A UC Davis		0	7		
														138 N Sacramento St.		2	10		
														138 N Sacramento St.		0	1		
														157 N Bradley		16	1		
														162 A UC Riverside		2	3		
														172 N Memphis		12	4		
														213 N Ill.-Chicago		2	5		
														213 N Ill.-Chicago		0	7		
														229 H Seattle		3	5		
														229 H Seattle		4	2		
														229 H Seattle		0	4		
														229 H Seattle		3	5		
														262 N South Dakota		6	4		
LAST 10 GAMES																			
						116	A	Portland St.		1	2	229	H	Seattle		3	5		
						116	A	Portland St.		0	7	229	H	Seattle		4	2		
						116	A	Portland St.		3	2	229	H	Seattle		3	5		
						116	A	Portland St.		0	1	229	H	Seattle		0	4		
						54	H	Boise St.		6	7	57	H	Utah		2	10		

Non-Div. I Games:

Idaho St.

Average RPI Win: 222		WON-LOST	WINNING	LAST 10	STRENGTH OF		OPP. STRENGTH	TEAM	ADJ	CONF.	ADJ CONF.
Average RPI Loss: 151		RECORD	PCT. RANK	GAMES	SCHEDULE		OF SCHEDULE	RPI	RPI	RPI	RPI
DIV. I ONLY		9-20-0	.31034	234	6-4-0		207	231	244	.41398	245
DIV. I NON-CONF.		4-17-0	.19048	264	1-1-0		176	211	254	.40239	254
TOTALS		RPI 1-25	RPI 26-50		W-L RECORDS		RPI 51-100		RPI 101-150		RPI 150+
9-20-0		0-1-0	0-0-0		OVERALL		0-5-0		1-4-0		8-10-0
3-3-0		0-0-0	0-0-0		HOME		0-2-0		0-0-0		3-1-0
3-10-0		0-1-0	0-0-0		AWAY		0-2-0		0-3-0		3-4-0
3-7-0		0-0-0	0-0-0		NEUTRAL		0-1-0		1-1-0		2-5-0
4-17-0		0-1-0	0-0-0		NON-CONFERENCE		0-3-0		1-4-0		3-9-0
1-1-0		0-0-0	0-0-0		HOME		0-0-0		0-0-0		1-1-0
0-9-0		0-1-0	0-0-		AWAY		0-2-0		0-3-0		0-3-0
3-7-0		0-0-0	0-0-0		NEUTRAL		0-1-0		1-1-0		2-5-0
5-3-0		0-0-0	0-0-0		CONFERENCE		0-2-0		0-0-0		5-1-0
2-2-0		0-0-0	0-0-0		HOME		0-2-0		0-0-0		2-0-0
3-1-0		0-0-0	0-0-0		AWAY		0-0-0		0-0-0		3-1-0
0-0-0		0-0-0	0-0-0		NEUTRAL		0-0-0		0-0-0		0-0-0
RPI S	Opponent	Score		RPI S	Opponent	Score		RPI S	Opponent	Score	
1 A	California	0	8					55 N	San Diego St.	2	3
								68 A	Pacific	0	5
								68 A	Pacific	3	4
								94 H	Harvard	5	6
								94 H	Harvard	0	8
								104 A	Maryland	6	10
								104 A	Maryland	3	7
								107 N	Kent St.	7	9
								131 N	Colorado St.	5	3
								138 A	Sacramento St.	1	10
								169 N	Iona	5	2
								180 H	Seton Hall	0	5
								180 H	Seton Hall	2	0
								181 A	St. Mary's (CA)	0	1
								181 A	St. Mary's (CA)	0	2
								181 N	St. Mary's (CA)	2	3
								222 N	Akron	2	3
								234 H	Dartmouth	4	0
								234 H	Dartmouth	5	2
								239 N	Rhode Island	9	4
								239 N	Rhode Island	4	7
								242 N	Niagara	3	4
								248 A	UMBC	2	7
								252 N	Canisius	0	1
								268 A	Brown	1	2
								268 A	Brown	6	5
								272 A	Yale	6	3
								272 A	Yale	6	4
LAST 10 GAMES								180 H	Seton Hall	2	0
				268 A	Brown	1	2	94 H	Harvard	0	8
				268 A	Brown	6	5	94 H	Harvard	5	6
				272 A	Yale	6	4	234 H	Dartmouth	4	0
				272 A	Yale	6	3	234 H	Dartmouth	5	2
				180 H	Seton Hall	0	5				

Non-Div. I Games:

Princeton

Average RPI Win: 213		WON-LOST RECORD	WINNING PCT. RANK		LAST 10 GAMES	STRENGTH OF SCHEDULE	OPP. STRENGTH OF SCHEDULE	TEAM RPI	ADJ RPI	CONF. RPI	ADJ CONF. RPI				
Average RPI Loss: 159															
DIV. I ONLY		10-17-0	.37037	213	6-4-0	251	220	246	.41227	246	26	26			
DIV. I NON-CONF.		7-14-0	.33333	217	3-1-0	216	220	235	.4258	234	26	26			
<hr/>															
TOTALS		RPI 1-25		RPI 26-50		W-L RECORDS		RPI 51-100		RPI 101-150		RPI 150+			
10-17-0		0-0-0		0-1-0		OVERALL		2-4-0		1-2-0		7-10-0			
2-6-0		0-0-0		0-0-0		HOME		0-2-0		0-0-0		2-4-0			
4-1-0		0-0-0		0-1-0		AWAY		2-0-0		0-0-0		2-0-0			
4-10-0		0-0-0		0-0-0		NEUTRAL		0-2-0		1-2-0		3-6-0			
7-14-0		0-0-0		0-1-0		NON-CONFERENCE		2-4-0		1-2-0		4-7-0			
1-3-0		0-0-0		0-0-0		HOME		0-2-0		0-0-0		1-1-0			
2-1-0		0-0-0		0-0-		AWAY		2-0-0		0-0-0		0-0-0			
4-10-0		0-0-0		0-0-0		NEUTRAL		0-2-0		1-2-0		3-6-0			
3-3-0		0-0-0		0-0-0		CONFERENCE		0-0-0		0-0-0		3-3-0			
1-3-0		0-0-0		0-0-0		HOME		0-0-0		0-0-0		1-3-0			
2-0-0		0-0-0		0-0-0		AWAY		0-0-0		0-0-0		2-0-0			
0-0-0		0-0-0		0-0-0		NEUTRAL		0-0-0		0-0-0		0-0-0			
RPI	S	Opponent	Score	RPI	S	Opponent	Score	RPI	S	Opponent	Score	RPI	S	Opponent	Score
				41	A	New Mexico	1 15	51	A	Boston U.	3 2	104	N	Maryland	6 4
								51	H	Boston U.	3 13	130	N	Northern Ill.	6 7
								52	N	Purdue	2 10	145	N	Central Ark.	3 7
								83	H	Connecticut	4 6	170	H	LIU Brooklyn	3 6
								87	N	Coastal Caro.	0 10	170	H	LIU Brooklyn	4 18
								94	A	Harvard	15 6	173	N	Fairfield	4 12
												178	N	Northern Colo.	7 10
												178	N	Northern Colo.	2 15
												211	N	Florida A&M	3 5
												240	N	Green Bay	2 6
												252	N	Canisius	7 3
												254	N	Cleveland St.	3 4
												260	H	Mt. St. Mary's	5 12
												260	H	Mt. St. Mary's	5 2
												267	A	Wagner	6 1
												267	A	Wagner	6 5
												272	H	Yale	12 0
												272	H	Yale	8 9
												281	N	Lafayette	3 2
												283	N	Saint Peter's	7 3
<hr/>															
LAST 10 GAMES															
				267	A	Wagner	6 5	260	H	Mt. St. Mary's	5 2				
				267	A	Wagner	6 1	260	H	Mt. St. Mary's	5 12				
				51	A	Boston U.	3 2	94	A	Harvard	15 6				
				170	H	LIU Brooklyn	3 6	272	H	Yale	8 9				
				170	H	LIU Brooklyn	4 18	272	H	Yale	12 0				

Non-Div. I Games:

Bryant

Non-Div. I Games:

Delaware

RPI	S	Opponent	Score	
273	H	George Mason	4	3
273	H	George Mason	0	8
283	H	Saint Peter's	7	2
283	H	Saint Peter's	5	3

Delaware

D
e
l
a
w
a
r
e

D
e
l
a
w
a
r
e

U
M
B
C

UMBC

RPI	S	Opponent	Score	
283	H	Saint Peter's	4	3
283	H	Saint Peter's	3	8
283	H	Saint Peter's	10	3
283	H	Saint Peter's	7	2

UMBC

U
M
B
C

U
M
B
C

Average RPI Win:	200	WON-LOST	WINNING	LAST 10	STRENGTH OF	OPP. STRENGTH	TEAM	ADJ	CONF.	ADJ CONF.		
Average RPI Loss:	165	RECORD	PCT. RANK	GAMES	SCHEDULE	OF SCHEDULE	RPI	RPI	RPI	RPI		
DIV. I ONLY		10-22-0	.3125	232	3-7-0	244	207	252	.40807	249	22	22
DIV. I NON-CONF.		6-8-0	.42857	169	0-0-0	222	201	207	.45328	205	21	21
<hr/>												
TOTALS	RPI 1-25	RPI 26-50		W-L RECORDS		RPI 51-100		RPI 101-150		RPI 150+		
10-22-0	0-0-0	0-0-0		OVERALL		0-3-0		3-4-0		7-15-0		
2-5-0	0-0-0	0-0-0		HOME		0-0-0		2-1-0		0-4-0		
4-10-0	0-0-0	0-0-0		AWAY		0-1-0		1-0-0		3-9-0		
4-7-0	0-0-0	0-0-0		NEUTRAL		0-2-0		0-3-0		4-2-0		
<hr/>												
6-8-0	0-0-0	0-0-0		NON-CONFERENCE		0-3-0		1-2-0		5-3-0		
0-0-0	0-0-0	0-0-0		HOME		0-0-0		0-0-0		0-0-0		
2-2-0	0-0-0	0-0-		AWAY		0-1-0		1-0-0		1-1-0		
4-6-0	0-0-0	0-0-0		NEUTRAL		0-2-0		0-2-0		4-2-0		
<hr/>												
4-14-0	0-0-0	0-0-0		CONFERENCE		0-0-0		2-2-0		2-12-0		
2-5-0	0-0-0	0-0-0		HOME		0-0-0		2-1-0		0-4-0		
2-8-0	0-0-0	0-0-0		AWAY		0-0-0		0-0-0		2-8-0		
0-1-0	0-0-0	0-0-0		NEUTRAL		0-0-0		0-1-0		0-0-0		
<hr/>												
RPI S	Opponent	Score	RPI S	Opponent	Score	RPI S	Opponent	Score	RPI S	Opponent	Score	
						69 N	Georgia St.	3 5	102 N	Bowling Green	3 6	
						77 A	Western Ky.	1 4	110 N	Marshall	4 9	
						85 N	Kennesaw St.	1 2	121 A	Col. of Charleston	7 2	
									139 N	Murray St.	6 7	
									143 H	Jacksonville St.	10 2	
									143 H	Jacksonville St.	4 1	
									143 H	Jacksonville St.	4 7	
									161 H	Eastern Ill.	0 5	
									161 H	Eastern Ill.	1 3	
									168 A	SIU Edwardsville	7 8	
									168 A	SIU Edwardsville	4 6	
									168 A	SIU Edwardsville	7 8	
									176 A	Eastern Ky.	3 5	
									176 H	Eastern Ky.	6 8	
									176 H	Eastern Ky.	1 2	
									194 N	UNC Greensboro	3 9	
									195 N	Western Caro.	3 1	
									218 A	Austin Peay	1 2	
									218 A	Austin Peay	4 3	
									218 A	Austin Peay	3 7	
			222 N	Akron	4 6							
			224 N	Indiana St.	8 2							
			230 A	Southeast Mo. St.	5 9							
			230 A	Southeast Mo. St.	3 1							
			230 A	Southeast Mo. St.	10 11							
			235 A	IUPUI	1 4							
			235 A	IUPUI	9 8							

Non-Div. I Games:

Morehead St.

RPI	S	Opponent	Score	
239	N	Rhode Island	15	11
250	N	Southeastern La.	3	2

Morehead St.

M
o
r
e
h
e
a
d
s
t
.

M
o
r
e
h
e
a
d
s
t
.

Average RPI Win:		190	WON-LOST RECORD		WINNING PCT. RANK		LAST 10 GAMES		STRENGTH OF SCHEDULE		OPP. STRENGTH OF SCHEDULE		TEAM RPI		ADJ RPI		CONF. RPI		ADJ CONF. RPI					
Average RPI Loss:		136																						
DIV. I ONLY			7-28-0		.2		271		1-9-0		148		191		250		.40388		250		18		18	
DIV. I NON-CONF.			6-19-0		.24		252		0-0-0		184		214		246		.41096		250		16		16	
TOTALS		RPI 1-25		RPI 26-50		W-L RECORDS		RPI 51-100		RPI 101-150		RPI 150+												
7-28-0		0-1-0		0-6-0		OVERALL		1-4-0		1-5-0		5-12-0												
4-8-0		0-0-0		0-1-0		HOME		1-1-0		1-2-0		2-4-0												
2-9-0		0-1-0		0-3-0		AWAY		0-0-0		0-3-0		2-2-0												
1-11-0		0-0-0		0-2-0		NEUTRAL		0-3-0		0-0-0		1-6-0												
6-19-0		0-1-0		0-4-0		NON-CONFERENCE		0-3-0		1-1-0		5-10-0												
3-5-0		0-0-0		0-1-0		HOME		0-0-0		1-0-0		2-4-0												
2-3-0		0-1-0		0-0-		AWAY		0-0-0		0-1-0		2-0-0												
1-11-0		0-0-0		0-2-0		NEUTRAL		0-3-0		0-0-0		1-6-0												
1-9-0		0-0-0		0-2-0		CONFERENCE		1-1-0		0-4-0		0-2-0												
1-3-0		0-0-0		0-0-0		HOME		1-1-0		0-2-0		0-0-0												
0-6-0		0-0-0		0-2-0		AWAY		0-0-0		0-2-0		0-2-0												
0-0-0		0-0-0		0-0-0		NEUTRAL		0-0-0		0-0-0		0-0-0												
RPI	S	Opponent		Score		RPI	S	Opponent		Score		RPI	S	Opponent		Score		RPI	S	Opponent		Score		
19	A	LSU		0 7		32	N	Georgia Tech		0 8		63	N	Southern Ill.		3 11		117	A	A&M-Corpus Christi		1 3		
						35	H	Kansas		0 11		67	H	McNeese St.		4 0		117	A	A&M-Corpus Christi		0 4		
						45	A	South Ala.		1 16		67	H	McNeese St.		2 8		130	H	Northern Ill.		10 2		
						45	N	South Ala.		1 8		69	N	Georgia St.		0 12		143	A	Jacksonville St.		10 15		
						47	A	Texas St.		0 10		90	N	Indiana		1 2		145	H	Central Ark.		0 2		
						47	A	Texas St.		0 3								145	H	Central Ark.		3 5		
																		157	N	Bradley		3 6		
																		174	H	Mississippi Val.		3 0		
																		176	N	Eastern Ky.		1 5		
																		178	H	Northern Colo.		5 6		
																		183	N	Campbell		2 3		
																		185	N	Elon		5 7		
																		195	N	Western Caro.		4 5		
																		209	H	Southern Miss.		3 2		
																		222	H	Akron		3 8		
																		238	A	Nicholls St.		0 8		
																		238	A	Nicholls St.		2 10		
																		241	A	Jackson St.		3 2		
																		241	A	Jackson St.		2 0		
																		249	N	Morehead St.		2 3		
																		266	N	Alabama St.		12 2		
																		282	H	Southern U.		4 12		
																		282	H	Southern U.		6 8		
LAST 10 GAMES																								
						117	A	A&M-Corpus Christi		1 3		238	A	Nicholls St.		0 8								
						117	A	A&M-Corpus Christi		0 4		47	A	Texas St.		0 10								
						67	H	McNeese St.		4 0		47	A	Texas St.		0 3								
						67	H	McNeese St.		2 8		145	H	Central Ark.		3 5								
						238	A	Nicholls St.		2 10		145	H	Central Ark.		0 2								

Non-Div. I Games:

Southeastern La.

Average RPI Win:	216	WON-LOST RECORD	WINNING PCT. RANK	LAST 10 GAMES	STRENGTH OF SCHEDULE	OPP. STRENGTH OF SCHEDULE	TEAM RPI	ADJ RPI	CONF. RPI	ADJ CONF. RPI	
Average RPI Loss:	153										
DIV. I ONLY	6-26-0	.1875	275	3-7-0	115	258	249	.40235	251	19	19
DIV. I NON-CONF.	6-18-0	.25	246	3-1-0	96	279	228	.42222	237	18	19
<hr/>											
TOTALS	RPI 1-25	RPI 26-50		W-L RECORDS	RPI 51-100		RPI 101-150		RPI 150+		
6-26-0	0-0-0	0-0-0		OVERALL	1-8-0		0-6-0		5-12-0		
2-4-0	0-0-0	0-0-0		HOME	0-2-0		0-2-0		2-0-0		
3-15-0	0-0-0	0-0-0		AWAY	1-6-0		0-2-0		2-7-0		
1-7-0	0-0-0	0-0-0		NEUTRAL	0-0-0		0-2-0		1-5-0		
6-18-0	0-0-0	0-0-0		NON-CONFERENCE	1-6-0		0-4-0		5-8-0		
2-2-0	0-0-0	0-0-0		HOME	0-0-0		0-2-0		2-0-0		
3-9-0	0-0-0	0-0-		AWAY	1-6-0		0-0-0		2-3-0		
1-7-0	0-0-0	0-0-0		NEUTRAL	0-0-0		0-2-0		1-5-0		
0-8-0	0-0-0	0-0-0		CONFERENCE	0-2-0		0-2-0		0-4-0		
0-2-0	0-0-0	0-0-0		HOME	0-2-0		0-0-0		0-0-0		
0-6-0	0-0-0	0-0-0		AWAY	0-0-0		0-2-0		0-4-0		
0-0-0	0-0-0	0-0-0		NEUTRAL	0-0-0		0-0-0		0-0-0		
RPI	S	Opponent	Score	RPI	S	Opponent	Score	RPI	S	Opponent	Score

Non-Div. I Games:

La Salle

Average RPI Win:		241	WON-LOST RECORD		WINNING PCT. RANK		LAST 10 GAMES		STRENGTH OF SCHEDULE		OPP. STRENGTH OF SCHEDULE		TEAM RPI		ADJ RPI		CONF. RPI		ADJ CONF. RPI		
DIV. I ONLY			8-20-0		.28571	247	4-6-0		234		200		254		.40051		252	28		28	
DIV. I NON-CONF.			6-20-0		.23077	255	2-6-0		234		202		258		.39212		260	28		28	
TOTALS		RPI 1-25		RPI 26-50		W-L RECORDS		RPI 51-100		RPI 101-150		RPI 150+									
8-20-0		0-2-0		0-1-0		OVERALL		0-2-0		0-5-0		8-10-0									
3-1-0		0-0-0		0-0-0		HOME		0-0-0		0-0-0		3-1-0									
1-7-0		0-2-0		0-0-0		AWAY		0-0-0		0-3-0		1-2-0									
4-12-0		0-0-0		0-1-0		NEUTRAL		0-2-0		0-2-0		4-7-0									
6-20-0		0-2-0		0-1-0		NON-CONFERENCE		0-2-0		0-5-0		6-10-0									
1-1-0		0-0-0		0-0-0		HOME		0-0-0		0-0-0		1-1-0									
1-7-0		0-2-0		0-0-		AWAY		0-0-0		0-3-0		1-2-0									
4-12-0		0-0-0		0-1-0		NEUTRAL		0-2-0		0-2-0		4-7-0									
2-0-0		0-0-0		0-0-0		CONFERENCE		0-0-0		0-0-0		2-0-0									
2-0-0		0-0-0		0-0-0		HOME		0-0-0		0-0-0		2-0-0									
0-0-0		0-0-0		0-0-0		AWAY		0-0-0		0-0-0		0-0-0									
0-0-0		0-0-0		0-0-0		NEUTRAL		0-0-0		0-0-0		0-0-0									
RPI	S	Opponent		Score		RPI	S	Opponent		Score		RPI	S	Opponent		Score					
18	A	South Fla.		0	1	50	N	Virginia		2	7	61	N	Chattanooga		0	8				
25	A	Syracuse		5	6							82	N	UNI		0	8				
												101	A	East Carolina		4	12				
												101	A	East Carolina		2	6				
												104	N	Maryland		0	8				
												112	A	Fla. Gulf Coast		0	9				
												130	N	Northern Ill.		4	12				
												170	N	LIU Brooklyn		3	9				
												189	N	James Madison		5	9				
												200	N	East Tenn. St.		5	6				
												206	N	Colgate		4	5				
												208	N	Drexel		4	1				
												214	N	Towson		5	7				
												216	A	Buffalo		4	3				
												233	N	Toledo		0	1				
												240	N	Green Bay		7	5				
												245	N	Princeton		1	0				
												246	N	Bryant		3	7				
												248	A	UMBC		4	6				
												253	H	Siena		9	8				
												253	H	Siena		6	3				
												254	N	Cleveland St.		10	6				
												260	H	Mt. St. Mary's		1	0				
												260	H	Mt. St. Mary's		6	8				
												269	A	Coppin St.		3	4				
				LAST 10 GAMES																	
				253	H	Siena		9	8	206	N	Colgate		4	5	269	A	Coppin St.			
				253	H	Siena		6	3	25	A	Syracuse		5	6						
				260	H	Mt. St. Mary's		6	8	214	N	Towson		5	7						
				260	H	Mt. St. Mary's		1	0	246	N	Bryant		3	7						
				216	A	Buffalo		4	3	170	N	LIU Brooklyn		3	9						

Non-Div. I Games:

Canisius

Average RPI Win: 242		WON-LOST	WINNING	LAST 10	STRENGTH OF	OPP. STRENGTH	TEAM	ADJ	CONF.	ADJ CONF.		
Average RPI Loss: 185		RECORD	PCT. RANK	GAMES	SCHEDULE	OF SCHEDULE	RPI	RPI	RPI	RPI		
DIV. I ONLY		7-18-0	.28	250	1-9-0	193	272	253	.4003	253	28	28
DIV. I NON-CONF.		7-16-0	.30435	228	1-7-0	169	286	240	.42169	238	28	28
<hr/>												
TOTALS		RPI 1-25		RPI 26-50		W-L RECORDS		RPI 51-100		RPI 101-150		RPI 150+
7-18-0		0-0-0		0-0-0		OVERALL		0-2-0		0-3-0		7-13-0
1-2-0		0-0-0		0-0-0		HOME		0-0-0		0-0-0		1-2-0
3-9-0		0-0-0		0-0-0		AWAY		0-2-0		0-0-0		3-7-0
3-7-0		0-0-0		0-0-0		NEUTRAL		0-0-0		0-3-0		3-4-0
7-16-0		0-0-0		0-0-0		NON-CONFERENCE		0-2-0		0-3-0		7-11-0
1-2-0		0-0-0		0-0-0		HOME		0-0-0		0-0-0		1-2-0
3-7-0		0-0-0		0-0-		AWAY		0-2-0		0-0-0		3-5-0
3-7-0		0-0-0		0-0-0		NEUTRAL		0-0-0		0-3-0		3-4-0
0-2-0		0-0-0		0-0-0		CONFERENCE		0-0-0		0-0-0		0-2-0
0-0-0		0-0-0		0-0-0		HOME		0-0-0		0-0-0		0-0-0
0-2-0		0-0-0		0-0-0		AWAY		0-0-0		0-0-0		0-2-0
0-0-0		0-0-0		0-0-0		NEUTRAL		0-0-0		0-0-0		0-0-0
RPI	S	Opponent	Score	RPI	S	Opponent	Score	RPI	S	Opponent	Score	
						96 A Albany (NY)	2 10			114 N Stony Brook	2 5	
						96 A Albany (NY)	5 7			140 N Robert Morris	1 2	
										140 N Robert Morris	1 3	
										153 A Binghamton	6 9	
										153 A Binghamton	4 5	
										180 A Seton Hall	0 7	
										180 A Seton Hall	2 3	
										180 N Seton Hall	0 4	
										196 N Army	8 2	
										210 N Saint Francis (PA)	9 3	
										220 H Sacred Heart	5 6	
										220 H Sacred Heart	7 0	
										220 N Sacred Heart	2 7	
										227 H George Washington	0 1	
										239 N Rhode Island	0 8	
										248 A UMBC	2 3	
										248 N UMBC	2 5	
										252 A Canisius	3 6	
										252 A Canisius	8 9	
										260 N Mt. St. Mary's	8 5	
										269 A Coppin St.	9 4	
										269 A Coppin St.	5 3	
										269 A Coppin St.	13 2	
LAST 10 GAMES												
						252 A Canisius	8 9			180 A Seton Hall	2 3	
						252 A Canisius	3 6			96 A Albany (NY)	2 10	
						220 H Sacred Heart	5 6			96 A Albany (NY)	5 7	
						220 H Sacred Heart	7 0			153 A Binghamton	4 5	
						180 A Seton Hall	0 7			153 A Binghamton	6 9	

Non-Div. I Games:

Siena

Average RPI Win: 219		WON-LOST	WINNING	LAST 10	STRENGTH OF		OPP. STRENGTH	TEAM	ADJ	CONF.	ADJ CONF.
Average RPI Loss: 161		RECORD	PCT. RANK	GAMES	SCHEDULE		OF SCHEDULE	RPI	RPI	RPI	RPI
DIV. I ONLY		10-28-0	.26316	257	2-8-0		194	246	251	.39998	254
DIV. I NON-CONF.		7-22-0	.24138	251	0-3-0		224	226	257	.39165	262
TOTALS		RPI 1-25	RPI 26-50		W-L RECORDS		RPI 51-100		RPI 101-150		RPI 150+
10-28-0	0-1-0	0-1-0		OVERALL		1-4-0		0-7-0		9-15-0	
2-2-0	0-0-0	0-0-0		HOME		0-0-0		0-0-0		2-2-0	
1-9-0	0-1-0	0-0-0		AWAY		0-1-0		0-2-0		1-5-0	
7-17-0	0-0-0	0-1-0		NEUTRAL		1-3-0		0-5-0		6-8-0	
7-22-0	0-1-0	0-1-0		NON-CONFERENCE		1-4-0		0-7-0		6-9-0	
0-1-0	0-0-0	0-0-0		HOME		0-0-0		0-0-0		0-1-0	
0-4-0	0-1-0	0-0-		AWAY		0-1-0		0-2-0		0-0-0	
7-17-0	0-0-0	0-1-0		NEUTRAL		1-3-0		0-5-0		6-8-0	
3-6-0	0-0-0	0-0-0		CONFERENCE		0-0-0		0-0-0		3-6-0	
2-1-0	0-0-0	0-0-0		HOME		0-0-0		0-0-0		2-1-0	
1-5-0	0-0-0	0-0-0		AWAY		0-0-0		0-0-0		1-5-0	
0-0-0	0-0-0	0-0-0		NEUTRAL		0-0-0		0-0-0		0-0-0	
RPI S	Opponent	Score		RPI S	Opponent	Score		RPI S	Opponent	Score	
16 A	Georgia	2	4	40 N	Troy	5	6	72 N	Minnesota	5	9
								77 N	Western Ky.	3	4
								80 A	South Carolina	4	7
								81 N	Rutgers	5	3
								98 N	Ball St.	0	3
								115 N	UT Martin	1	4
								129 N	Central Mich.	1	6
								132 N	Villanova	0	8
								133 N	Ohio	0	9
								140 A	Robert Morris	5	7
								140 A	Robert Morris	9	10
								148 N	Temple	1	6
								155 A	Youngstown St.	8	10
								155 A	Youngstown St.	2	3
								155 A	Youngstown St.	1	7
								156 N	Fairleigh Dickinson	3	6
								182 N	Winthrop	1	3
								188 N	Tennessee Tech	2	0
								191 N	Dayton	10	11
								213 A	Ill.-Chicago	3	1
								213 A	Ill.-Chicago	1	8
								213 A	Ill.-Chicago	5	6
								215 H	Wright St.	2	6
								215 H	Wright St.	6	2
								215 H	Wright St.	2	1
								228 N	Neb. Omaha	4	2
								236 N	Tennessee St.	3	5
								242 H	Niagara	0	10
								243 N	Rider	8	2
								246 N	Bryant	4	3
								252 N	Canisius	6	10
								267 N	Wagner	1	9
LAST 10 GAMES				LAST 10 GAMES				LAST 10 GAMES			
				215 H	Wright St.	2	1	155 A	Youngstown St.	2	3
				215 H	Wright St.	6	2	155 A	Youngstown St.	8	10
				215 H	Wright St.	2	6	140 A	Robert Morris	5	7
				242 H	Niagara	0	10	140 A	Robert Morris	9	10
				155 A	Youngstown St.	1	7	213 A	Ill.-Chicago	5	6

Non-Div. I Games:

Cleveland St.

C
l
e
v
e
l
a
n
d
s
t
.

C
l
e
v
e
l
a
n
d
s
t
.

Cleveland St.

Average RPI Win: 210		WON-LOST RECORD		WINNING PCT. RANK		LAST 10 GAMES		STRENGTH OF SCHEDULE		OPP. STRENGTH OF SCHEDULE		TEAM RPI		ADJ RPI		CONF. RPI		ADJ CONF. RPI					
DIV. I ONLY		4-27-0		.12903 284		0-10-0		114		240		257		.39961 255		17		17					
DIV. I NON-CONF.		4-18-0		.18182 267		0-4-0		190		237		260		.39354 259		20		20					
TOTALS		RPI 1-25		RPI 26-50		W-L RECORDS		RPI 51-100		RPI 101-150		RPI 150+											
4-27-0		0-1-0		0-1-0		OVERALL		1-4-0		0-6-0		3-15-0											
2-5-0		0-0-0		0-0-0		HOME		0-3-0		0-0-0		2-2-0											
0-15-0		0-1-0		0-0-0		AWAY		0-0-0		0-5-0		0-9-0											
2-7-0		0-0-0		0-1-0		NEUTRAL		1-1-0		0-1-0		1-4-0											
4-18-0		0-1-0		0-1-0		NON-CONFERENCE		1-1-0		0-3-0		3-12-0											
2-2-0		0-0-0		0-0-0		HOME		0-0-0		0-0-0		2-2-0											
0-9-0		0-1-0		0-0-		AWAY		0-0-0		0-2-0		0-6-0											
2-7-0		0-0-0		0-1-0		NEUTRAL		1-1-0		0-1-0		1-4-0											
0-9-0		0-0-0		0-0-0		CONFERENCE		0-3-0		0-3-0		0-3-0											
0-3-0		0-0-0		0-0-0		HOME		0-3-0		0-0-0		0-0-0											
0-6-0		0-0-0		0-0-0		AWAY		0-0-0		0-3-0		0-3-0											
0-0-0		0-0-0		0-0-0		NEUTRAL		0-0-0		0-0-0		0-0-0											
RPI	S	Opponent		Score		RPI	S	Opponent		Score		RPI	S	Opponent		Score							
18	A	South Fla.		1	7	44	N	Northwestern		0	8	61	N	Chattanooga		1	11	103	N	North Texas		3	4
												87	N	Coastal Caro.		1	0	114	A	Stony Brook		0	10
												96	H	Albany (NY)		0	12	114	A	Stony Brook		1	3
												96	H	Albany (NY)		2	8	114	A	Stony Brook		0	4
												96	H	Albany (NY)		1	10	126	A	Central Conn. St.		7	13
																		126	A	Central Conn. St.		4	5
																		153	A	Binghamton		5	13
																		153	A	Binghamton		4	5
																		153	A	Binghamton		7	8
																		169	A	Iona		1	7
																		169	A	Iona		1	3
																		179	H	Marist		5	6
																		179	H	Marist		1	3
																		204	N	Cornell		2	8
																		204	N	Cornell		3	6
																		206	N	Colgate		3	2
																		206	N	Colgate		0	8
																		207	A	Bethune-Cookman		0	15
																		207	A	Bethune-Cookman		2	6
																		234	N	Dartmouth		7	11
																		239	A	Rhode Island		5	6
																		273	A	George Mason		0	9
																		273	H	George Mason		5	4
																		273	H	George Mason		3	0
						LAST 10 GAMES																	
								96	H	Albany (NY)		2	8	153	A	Binghamton		5	13				
								96	H	Albany (NY)		0	12	153	A	Binghamton		4	5				
								96	H	Albany (NY)		1	10	153	A	Binghamton		7	8				
								169	A	Iona		1	3	179	H	Marist		5	6				
								169	A	Iona		1	7	179	H	Marist		1	3				

Non-Div. I Games:

Hartford

Average RPI Win:	168	WON-LOST RECORD	WINNING PCT. RANK	LAST 10 GAMES	STRENGTH OF SCHEDULE	OPP. STRENGTH OF SCHEDULE	TEAM RPI	ADJ RPI	CONF. RPI	ADJ CONF. RPI	
Average RPI Loss:	140										
DIV. I ONLY	7-31-0	.18421	276	2-8-0	175	194	260	.39866	256	20	20
DIV. I NON-CONF.	2-22-0	.08333	284	0-2-0	235	168	275	.36472	272	19	18
<hr/>											
TOTALS	RPI 1-25	RPI 26-50		W-L RECORDS		RPI 51-100		RPI 101-150		RPI 150+	
7-31-0	0-1-0	0-0-0		OVERALL		0-6-0		3-13-0		4-11-0	
1-5-0	0-0-0	0-0-0		HOME		0-0-0		1-2-0		0-3-0	
2-15-0	0-1-0	0-0-0		AWAY		0-5-0		2-6-0		0-3-0	
4-11-0	0-0-0	0-0-0		NEUTRAL		0-1-0		0-5-0		4-5-0	
<hr/>											
2-22-0	0-1-0	0-0-0		NON-CONFERENCE		0-6-0		1-6-0		1-9-0	
1-4-0	0-0-0	0-0-0		HOME		0-0-0		1-2-0		0-2-0	
0-9-0	0-1-0	0-0-		AWAY		0-5-0		0-0-0		0-3-0	
1-9-0	0-0-0	0-0-0		NEUTRAL		0-1-0		0-4-0		1-4-0	
<hr/>											
5-9-0	0-0-0	0-0-0		CONFERENCE		0-0-0		2-7-0		3-2-0	
0-1-0	0-0-0	0-0-0		HOME		0-0-0		0-0-0		0-1-0	
2-6-0	0-0-0	0-0-0		AWAY		0-0-0		2-6-0		0-0-0	
3-2-0	0-0-0	0-0-0		NEUTRAL		0-0-0		0-1-0		3-1-0	
<hr/>											
RPI S	Opponent	Score		RPI S	Opponent	Score		RPI S	Opponent	Score	
24 A	Stanford	2	9								

Non-Div. I Games:

Santa Clara

RPI	S	Opponent	Score	
229	N	Seattle	2	3
229	N	Seattle	3	2
268	N	Brown	3	4
268	N	Brown	6	4

Santa Clara

S
a
n
t
a
C
l
a
r
a

S
a
n
t
a
C
l
a
r
a

Average RPI Win:	270	WON-LOST RECORD	WINNING PCT. RANK	LAST 10 GAMES	STRENGTH OF SCHEDULE	OPP. STRENGTH OF SCHEDULE	TEAM RPI	ADJ RPI	CONF. RPI	ADJ CONF. RPI					
Average RPI Loss:	187														
DIV. I ONLY		15-17-0	.46875 156	6-4-0	279	283	255	.39752 257	30	30					
DIV. I NON-CONF.		5-13-0	.27778 238	0-2-0	212	256	251	.4139 246	30	30					
<hr/>															
TOTALS	RPI 1-25	RPI 26-50		W-L RECORDS	RPI 51-100		RPI 101-150		RPI 150+						
15-17-0	0-0-0	0-0-0		OVERALL	0-0-0		0-6-0		15-11-0						
5-10-0	0-0-0	0-0-0		HOME	0-0-0		0-4-0		5-6-0						
9-5-0	0-0-0	0-0-0		AWAY	0-0-0		0-0-0		9-5-0						
1-2-0	0-0-0	0-0-0		NEUTRAL	0-0-0		0-2-0		1-0-0						
<hr/>															
5-13-0	0-0-0	0-0-0		NON-CONFERENCE	0-0-0		0-6-0		5-7-0						
4-8-0	0-0-0	0-0-0		HOME	0-0-0		0-4-0		4-4-0						
0-3-0	0-0-0	0-0-		AWAY	0-0-0		0-0-0		0-3-0						
1-2-0	0-0-0	0-0-0		NEUTRAL	0-0-0		0-2-0		1-0-0						
<hr/>															
10-4-0	0-0-0	0-0-0		CONFERENCE	0-0-0		0-0-0		10-4-0						
1-2-0	0-0-0	0-0-0		HOME	0-0-0		0-0-0		1-2-0						
9-2-0	0-0-0	0-0-0		AWAY	0-0-0		0-0-0		9-2-0						
0-0-0	0-0-0	0-0-0		NEUTRAL	0-0-0		0-0-0		0-0-0						
<hr/>															
RPI S	Opponent	Score	RPI S	Opponent	Score	RPI S	Opponent	Score	RPI S	Opponent	Score				
						106 N Western Mich.			1	4					
						126 H Central Conn. St.			3	6					
						126 H Central Conn. St.			3	5					
						126 H Central Conn. St.			0	4					
						126 H Central Conn. St.			0	6					
						132 N Villanova			0	4					
						156 H Fairleigh Dickinson			1	12					
						179 H Marist			3	5					
						189 A James Madison			2	3					
						189 A James Madison			1	4					
						196 H Army			8	0					
						196 H Army			4	5					
						212 H Monmouth			4	10					
						247 A Delaware			0	2					
						247 H Delaware			4	3					
						251 N La Salle			3	0					
						259 A Savannah St.			4	3					
						259 A Savannah St.			2	3					
						269 H Coppin St.			1	4					
						269 H Coppin St.			1	2					
						269 H Coppin St.			2	1					
						LAST 10 GAMES									
						289 A Md.-East. Shore			4	2	284 A N.C. Central			6	3
						289 A Md.-East. Shore			10	0	284 A N.C. Central			7	1
						289 A Md.-East. Shore			8	0	269 H Coppin St.			1	2
189 A James Madison			2	3	269 H Coppin St.			1	4						
189 A James Madison			1	4	269 H Coppin St.			2	1						
						270 A N.C. A&T			6	5					
						270 A N.C. A&T			2	3					
						273 H George Mason			6	5					
						273 H George Mason			3	2					
						284 A N.C. Central			6	3					
						284 A N.C. Central			7	1					

Non-Div. I Games:

Norfolk St.

RPI	S	Opponent	Score	
286	A	South Carolina St.	4	0
286	A	South Carolina St.	10	0
289	A	Md.-East. Shore	10	0
289	A	Md.-East. Shore	8	0
289	A	Md.-East. Shore	4	2

Norfolk St.

N
o
r
f
o
l
k
S
t
.

N
o
r
f
o
l
k
S
t
.

Average RPI Win: 226		WON-LOST RECORD		WINNING PCT. RANK		LAST 10 GAMES		STRENGTH OF SCHEDULE		OPP. STRENGTH OF SCHEDULE		TEAM RPI		ADJ RPI		CONF. RPI		ADJ CONF. RPI	
DIV. I ONLY		8-26-0		.23529 265		1-9-0		195		257		259		.3975 258		25		24	
DIV. I NON-CONF.		7-17-0		.29167 232		0-4-0		221		259		249		.41191 248		25		25	
TOTALS		RPI 1-25		RPI 26-50		W-L RECORDS		RPI 51-100		RPI 101-150		RPI 150+							
8-26-0		0-0-0		0-0-0		OVERALL		0-6-0		0-5-0		8-15-0							
2-10-0		0-0-0		0-0-0		HOME		0-5-0		0-2-0		2-3-0							
2-6-0		0-0-0		0-0-0		AWAY		0-1-0		0-0-0		2-5-0							
4-10-0		0-0-0		0-0-0		NEUTRAL		0-0-0		0-3-0		4-7-0							
7-17-0		0-0-0		0-0-0		NON-CONFERENCE		0-3-0		0-5-0		7-9-0							
1-5-0		0-0-0		0-0-0		HOME		0-2-0		0-2-0		1-1-0							
2-3-0		0-0-0		0-0-		AWAY		0-1-0		0-0-0		2-2-0							
4-9-0		0-0-0		0-0-0		NEUTRAL		0-0-0		0-3-0		4-6-0							
1-9-0		0-0-0		0-0-0		CONFERENCE		0-3-0		0-0-0		1-6-0							
1-5-0		0-0-0		0-0-0		HOME		0-3-0		0-0-0		1-2-0							
0-3-0		0-0-0		0-0-0		AWAY		0-0-0		0-0-0		0-3-0							
0-1-0		0-0-0		0-0-0		NEUTRAL		0-0-0		0-0-0		0-1-0							
RPI	S	Opponent	Score	RPI	S	Opponent	Score	RPI	S	Opponent	Score	RPI	S	Opponent	Score				
								75	A	S.C. Upstate	0 8	113	N	Utah Valley	0 1				
								93	H	IPFW	1 9	129	H	Central Mich.	4 14				
								93	H	IPFW	2 4	129	H	Central Mich.	1 11				
								100	H	Valparaiso	1 9	133	N	Ohio	5 13				
								100	H	Valparaiso	2 7	134	N	UMKC	5 8				
								100	H	Valparaiso	3 12	152	N	Lehigh	3 2				
												152	N	Lehigh	1 2				
												156	N	Fairleigh Dickinson	4 3				
												158	N	Butler	0 8				
												159	N	St. Bonaventure	3 6				
												167	N	Penn	2 6				
												191	A	Dayton	1 5				
												191	A	Dayton	5 3				
												211	N	Florida A&M	0 8				
												215	A	Wright St.	0 8				
												215	A	Wright St.	1 3				
												215	A	Wright St.	1 8				
												220	N	Sacred Heart	7 9				
												224	N	Indiana St.	3 8				
												231	A	Evansville	4 3				
												231	A	Evansville	1 2				
				LAST 10 GAMES								240	H	Green Bay	7 5				
				240	H	Green Bay	7 5	215	A	Wright St.	0 8	240	H	Green Bay	2 3				
				240	H	Green Bay	2 3	215	A	Wright St.	1 8	240	H	Green Bay	2 11				
				240	H	Green Bay	2 11	215	A	Wright St.	1 3	275	H	Oakland	10 7				
				93	H	IPFW	2 4	129	H	Central Mich.	4 14	275	H	Oakland	0 9				
				93	H	IPFW	1 9	129	H	Central Mich.	1 11	280	N	Holy Cross	4 1				

Non-Div. I Games:

Detroit

RPI	S	Opponent	Score	
281	N	Lafayette	6	2

Detroit

D
e
t
r
o
i
t

D
e
t
r
o
i
t

Average RPI Win:	258	WON-LOST	WINNING	LAST 10	STRENGTH OF	OPP. STRENGTH	TEAM	ADJ	CONF.	ADJ CONF.	
Average RPI Loss:	180	RECORD	PCT. RANK	GAMES	SCHEDULE	OF SCHEDULE	RPI	RPI	RPI	RPI	
DIV. I ONLY	16-18-0	.47059	153	5-5-0	282	276	256	.39207	259	30	30
DIV. I NON-CONF.	2-15-0	.11765	278	0-4-0	173	264	268	.37503	269	30	30
<hr/>											
TOTALS	RPI 1-25	RPI 26-50		W-L RECORDS		RPI 51-100		RPI 101-150		RPI 150+	
16-18-0	0-0-0	0-0-0		OVERALL		1-2-0		0-6-0		15-10-0	
9-7-0	0-0-0	0-0-0		HOME		1-1-0		0-2-0		8-4-0	
5-5-0	0-0-0	0-0-0		AWAY		0-1-0		0-4-0		5-0-0	
2-6-0	0-0-0	0-0-0		NEUTRAL		0-0-0		0-0-0		2-6-0	
<hr/>											
2-15-0	0-0-0	0-0-0		NON-CONFERENCE		1-2-0		0-6-0		1-7-0	
1-4-0	0-0-0	0-0-0		HOME		1-1-0		0-2-0		0-1-0	
0-5-0	0-0-0	0-0-		AWAY		0-1-0		0-4-0		0-0-0	
1-6-0	0-0-0	0-0-0		NEUTRAL		0-0-0		0-0-0		1-6-0	
<hr/>											
14-3-0	0-0-0	0-0-0		CONFERENCE		0-0-0		0-0-0		14-3-0	
8-3-0	0-0-0	0-0-0		HOME		0-0-0		0-0-0		8-3-0	
5-0-0	0-0-0	0-0-0		AWAY		0-0-0		0-0-0		5-0-0	
1-0-0	0-0-0	0-0-0		NEUTRAL		0-0-0		0-0-0		1-0-0	
<hr/>											
RPI	S	Opponent	Score	RPI	S	Opponent	Score	RPI	S	Opponent	Score
						75 A S.C. Upstate	0 5			121 H Col. of Charleston	0 1
						86 H Mercer	3 9			121 H Col. of Charleston	2 8
						86 H Mercer	3 2			127 A Charleston So.	2 4
										127 A Charleston So.	2 3
										141 A Stetson	1 9
										141 A Stetson	2 5
										161 N Eastern Ill.	3 8
										174 N Mississippi Val.	1 11
										211 H Florida A&M	6 4
										211 H Florida A&M	2 0
										211 H Florida A&M	2 3
										221 N Liberty	6 8
										221 N Liberty	1 7
										228 N Neb. Omaha	1 3
										251 N La Salle	4 2
										257 H Norfolk St.	3 2
										257 H Norfolk St.	3 4
										266 H Alabama St.	0 3
										276 H Morgan St.	3 0
										276 H Morgan St.	3 2
										276 H Morgan St.	9 11
										279 H Howard	11 3
										279 H Howard	8 0
										279 H Howard	6 1
										284 A N.C. Central	5 0
										284 A N.C. Central	16 2
										284 A N.C. Central	7 3

RPI	S	Opponent	Score	
286	N	South Carolina St.	10	2
288	N	Grambling	1	4
289	A	Md.-East. Shore	8	0
289	A	Md.-East. Shore	10	1

Savannah St.

S
a
v
a
n
n
a
h
S
t
.

S
a
v
a
n
n
a
h
S
t
.

Mt. St. Mary's

Hampton

Hampton

RPI	S	Opponent	Score	
275	H	Oakland	3	2
276	H	Morgan St.	2	1
276	H	Morgan St.	8	6
276	H	Morgan St.	2	6
289	H	Md.-East. Shore	9	1
289	N	Md.-East. Shore	9	0

Hampton

Average RPI Win:	217	WON-LOST RECORD	WINNING PCT. RANK	LAST 10 GAMES	STRENGTH OF SCHEDULE	OPP. STRENGTH OF SCHEDULE	TEAM RPI	ADJ RPI	CONF. RPI	ADJ CONF. RPI		
DIV. I ONLY		12-26-0	.31579	231	5-5-0	265	229	262	.38672	262	21	21
DIV. I NON-CONF.		3-20-0	.13043	275	1-3-0	226	248	272	.36466	273	22	22
<hr/>												
TOTALS	RPI 1-25	RPI 26-50		W-L RECORDS		RPI 51-100		RPI 101-150		RPI 150+		
12-26-0	0-0-0	0-2-0		OVERALL		0-0-0		3-7-0		9-17-0		
5-1-0	0-0-0	0-0-0		HOME		0-0-0		0-0-0		5-1-0		
6-13-0	0-0-0	0-2-0		AWAY		0-0-0		3-7-0		3-4-0		
1-12-0	0-0-0	0-0-0		NEUTRAL		0-0-0		0-0-0		1-12-0		
3-20-0	0-0-0	0-2-0		NON-CONFERENCE		0-0-0		0-4-0		3-14-0		
0-0-0	0-0-0	0-0-0		HOME		0-0-0		0-0-0		0-0-0		
2-8-0	0-0-0	0-0-		AWAY		0-0-0		0-4-0		2-2-0		
1-12-0	0-0-0	0-0-0		NEUTRAL		0-0-0		0-0-0		1-12-0		
9-6-0	0-0-0	0-0-0		CONFERENCE		0-0-0		3-3-0		6-3-0		
5-1-0	0-0-0	0-0-0		HOME		0-0-0		0-0-0		5-1-0		
4-5-0	0-0-0	0-0-0		AWAY		0-0-0		3-3-0		1-2-0		
0-0-0	0-0-0	0-0-0		NEUTRAL		0-0-0		0-0-0		0-0-0		
RPI	S	Opponent	Score	RPI	S	Opponent	Score	RPI	S	Opponent	Score	
				49	A	Nebraska	0 8					
				49	A	Nebraska	0 7					
								122	A	Creighton	1 4	
								122	A	Creighton	1 15	
								134	A	UMKC	1 7	
								134	A	UMKC	6 5	
								134	A	UMKC	3 2	
								141	A	Stetson	0 9	
								141	A	Stetson	1 6	
								147	A	Southern Utah	9 8	
								147	A	Southern Utah	2 12	
								147	A	Southern Utah	0 5	
								152	N	Lehigh	5 12	
								152	N	Lehigh	0 4	
								162	A	UC Riverside	7 4	
								162	A	UC Riverside	4 12	
								167	N	Penn	2 3	
								167	N	Penn	0 1	
								169	N	Iona	0 9	
								203	N	Samford	7 8	
								203	N	Samford	0 4	
								213	N	Ill.-Chicago	0 3	
								220	N	Sacred Heart	0 2	
								224	N	Indiana St.	0 8	
								226	A	South Dakota St.	0 1	
								226	A	South Dakota St.	4 8	
								226	A	South Dakota St.	3 2	
								228	A	Neb. Omaha	2 0	
								228	A	Neb. Omaha	0 11	
								228	A	Neb. Omaha	0 11	

Non-Div. I Games:

Minn. St. Mankato

2

4

Simpson

5

7

South Dakota

South Dakota

Average RPI Win: 282		WON-LOST	WINNING	LAST 10	STRENGTH OF		OPP. STRENGTH	TEAM	ADJ	CONF.	ADJ CONF.
Average RPI Loss: 203		RECORD	PCT. RANK	GAMES	SCHEDULE		OF SCHEDULE	RPI	RPI	RPI	RPI
DIV. I ONLY		6-8-0	.42857	183	3-1-0		280	285	263	.38428	263
DIV. I NON-CONF.		0-5-0	0	286	0-0-0		284	196	288	.30461	288
TOTALS		RPI 1-25	RPI 26-50		W-L RECORDS		RPI 51-100		RPI 101-150		RPI 150+
6-8-0		0-0-0	0-0-0		OVERALL		0-0-0		0-2-0		6-6-0
5-0-0		0-0-0	0-0-0		HOME		0-0-0		0-0-0		5-0-0
0-4-0		0-0-0	0-0-0		AWAY		0-0-0		0-2-0		0-2-0
1-4-0		0-0-0	0-0-0		NEUTRAL		0-0-0		0-0-0		1-4-0
0-5-0		0-0-0	0-0-0		NON-CONFERENCE		0-0-0		0-2-0		0-3-0
0-0-0		0-0-0	0-0-0		HOME		0-0-0		0-0-0		0-0-0
0-4-0		0-0-0	0-0-		AWAY		0-0-0		0-2-0		0-2-0
0-1-0		0-0-0	0-0-0		NEUTRAL		0-0-0		0-0-0		0-1-0
6-3-0		0-0-0	0-0-0		CONFERENCE		0-0-0		0-0-0		6-3-0
5-0-0		0-0-0	0-0-0		HOME		0-0-0		0-0-0		5-0-0
0-0-0		0-0-0	0-0-0		AWAY		0-0-0		0-0-0		0-0-0
1-3-0		0-0-0	0-0-0		NEUTRAL		0-0-0		0-0-0		1-3-0
RPI S	Opponent	Score	RPI S	Opponent	Score	RPI S	Opponent	Score	RPI S	Opponent	Score
									137 A	UTSA	3 11
									137 A	UTSA	7 12
									174 N	Mississippi Val.	2 3
									193 N	Texas-Arlington	0 9
									237 A	Houston Baptist	2 3
									237 A	Houston Baptist	0 9
									241 N	Jackson St.	1 2
									266 N	Alabama St.	0 10
									274 H	Prairie View	8 3
									274 H	Prairie View	2 1
									285 H	Ark.-Pine Bluff	3 2
									285 H	Ark.-Pine Bluff	11 2
									285 H	Ark.-Pine Bluff	14 3
									287 N	Alabama A&M	10 0
LAST 10 GAMES											
						285 H	Ark.-Pine Bluff	3 2	287 N	Alabama A&M	10 0
						285 H	Ark.-Pine Bluff	14 3	241 N	Jackson St.	1 2
						285 H	Ark.-Pine Bluff	11 2	237 A	Houston Baptist	2 3
						266 N	Alabama St.	0 10	237 A	Houston Baptist	0 9
						174 N	Mississippi Val.	2 3	274 H	Prairie View	2 1
Non-Div. I Games:		Huston-Tillotson	11 2	Langston	7 2	Our Lady Of The Lake		8 7	Our Lady Of The Lake		0 5
		Ashford	6 3	Huston-Tillotson	8 4	Langston		5 3	Our Lady Of The Lake		13 3

Non-Div. I Games:

Our Lady Of The Lake 9 8

Ashford

10 6

Huston-Tillotson

4 1

Huston-Tillotson

Texas Southern

T
e
x
a
s
S
o
u
t
h
e
r
n

T
e
x
a
s
S
o
u
t
h
e
r
n

Average RPI Win:		250	WON-LOST RECORD		WINNING PCT. RANK	LAST 10 GAMES		STRENGTH OF SCHEDULE		OPP. STRENGTH OF SCHEDULE	TEAM RPI	ADJ RPI	CONF. RPI	ADJ CONF. RPI
Average RPI Loss:		143												
DIV. I ONLY			6-32-0		.15789	278		186		213	264	.38255	264	24
DIV. I NON-CONF.			5-24-0		.17241	269		196		200	261	.3947	258	24
TOTALS		RPI 1-25	RPI 26-50		W-L RECORDS		RPI 51-100		RPI 101-150		RPI 150+			
6-32-0		0-1-0	0-3-0		OVERALL		0-6-0		0-6-0		6-16-0			
4-13-0		0-0-0	0-2-0		HOME		0-3-0		0-2-0		4-6-0			
1-9-0		0-1-0	0-0-0		AWAY		0-1-0		0-2-0		1-5-0			
1-10-0		0-0-0	0-1-0		NEUTRAL		0-2-0		0-2-0		1-5-0			
5-24-0		0-1-0	0-3-0		NON-CONFERENCE		0-3-0		0-6-0		5-11-0			
3-8-0		0-0-0	0-2-0		HOME		0-0-0		0-2-0		3-4-0			
1-6-0		0-1-0	0-0-0		AWAY		0-1-0		0-2-0		1-2-0			
1-10-0		0-0-0	0-1-0		NEUTRAL		0-2-0		0-2-0		1-5-0			
1-8-0		0-0-0	0-0-0		CONFERENCE		0-3-0		0-0-0		1-5-0			
1-5-0		0-0-0	0-0-0		HOME		0-3-0		0-0-0		1-2-0			
0-3-0		0-0-0	0-0-0		AWAY		0-0-0		0-0-0		0-3-0			
0-0-0		0-0-0	0-0-0		NEUTRAL		0-0-0		0-0-0		0-0-0			
RPI S	Opponent	Score	RPI S	Opponent	Score	RPI S	Opponent	Score	RPI S	Opponent	Score	RPI S	Opponent	Score
23 A	North Carolina	2 3	35 H	Kansas	1 9	69 H	Georgia St.	0 8	101 H	East Carolina	1 7			
			35 H	Kansas	0 3	69 H	Georgia St.	1 4	101 H	East Carolina	2 10			
			39 N	Massachusetts	1 5	69 H	Georgia St.	0 6	112 N	Fla. Gulf Coast	1 8			
						75 A	S.C. Upstate	0 5	121 A	Col. of Charleston	0 3			
						81 N	Rutgers	1 6	121 A	Col. of Charleston	1 4			
						96 N	Albany (NY)	3 4	142 N	St. John's (NY)	4 6			
									155 N	Youngstown St.	1 6			
									173 H	Fairfield	3 6			
									173 N	Fairfield	4 3			
									178 N	Northern Colo.	1 5			
									182 A	Winthrop	0 2			
									183 N	Campbell	0 2			
									189 A	James Madison	2 10			
									189 A	James Madison	0 8			
									189 A	James Madison	1 5			
									199 H	Gardner-Webb	5 6			
									199 H	Gardner-Webb	1 3			
									199 N	Gardner-Webb	0 6			
									205 N	Georgetown	0 8			
									232 A	Presbyterian	2 3			
									232 A	Presbyterian	6 0			
									270 H	N.C. A&T	10 0			
									270 H	N.C. A&T	1 0			
									273 H	George Mason	5 4			
									273 H	George Mason	0 2			
									273 H	George Mason	3 8			
									284 H	N.C. Central	4 6			
			LAST 10 GAMES											
			69 H	Georgia St.	1 4	189 A	James Madison	1 5						
			69 H	Georgia St.	0 8	101 H	East Carolina	1 7						
			69 H	Georgia St.	0 6	101 H	East Carolina	2 10						
			189 A	James Madison	0 8	273 H	George Mason	5 4						
			189 A	James Madison	2 10	273 H	George Mason	3 8						

Non-Div. I Games:

UNC Wilmington

RPI	S	Opponent	Score	
284	H	N.C. Central	14	4

UNC Wilmington

U
N
C
W
i
l
m
i
n
g
t
o
n

U
N
C
W
i
l
m
i
n
g
t
o
n

[illegible]

Non-Div. I Games:

Bucknell

RPI	S	Opponent	Score	
283	N	Saint Peter's	5	2

Bucknell

B
u
c
k
n
e
l
l

B
u
c
k
n
e
l
l

Average RPI Win:	260	WON-LOST RECORD	WINNING PCT. RANK	LAST 10 GAMES	STRENGTH OF SCHEDULE	OPP. STRENGTH OF SCHEDULE	TEAM RPI	ADJ RPI	CONF. RPI	ADJ CONF. RPI	
DIV. I ONLY		12-25-0	.32432 227	7-3-0	274	251	267	.37774 266	31	31	
DIV. I NON-CONF.		5-22-0	.18519 266	0-0-0	227	189	266	.38949 263	31	31	
<hr/>											
TOTALS	RPI 1-25	RPI 26-50		W-L RECORDS	RPI 51-100		RPI 101-150		RPI 150+		
12-25-0	0-0-0	0-1-0		OVERALL	0-6-0		0-3-0		12-15-0		
1-1-0	0-0-0	0-0-0		HOME	0-0-0		0-0-0		1-1-0		
6-8-0	0-0-0	0-1-0		AWAY	0-3-0		0-0-0		6-4-0		
5-16-0	0-0-0	0-0-0		NEUTRAL	0-3-0		0-3-0		5-10-0		
<hr/>											
5-22-0	0-0-0	0-1-0		NON-CONFERENCE	0-6-0		0-3-0		5-12-0		
1-1-0	0-0-0	0-0-0		HOME	0-0-0		0-0-0		1-1-0		
3-5-0	0-0-0	0-0-		AWAY	0-3-0		0-0-0		3-1-0		
1-16-0	0-0-0	0-0-0		NEUTRAL	0-3-0		0-3-0		1-10-0		
<hr/>											
7-3-0	0-0-0	0-0-0		CONFERENCE	0-0-0		0-0-0		7-3-0		
0-0-0	0-0-0	0-0-0		HOME	0-0-0		0-0-0		0-0-0		
3-3-0	0-0-0	0-0-0		AWAY	0-0-0		0-0-0		3-3-0		
4-0-0	0-0-0	0-0-0		NEUTRAL	0-0-0		0-0-0		4-0-0		
<hr/>											
RPI S	Opponent	Score	RPI S	Opponent	Score	RPI S	Opponent	Score	RPI S	Opponent	Score
			26 A	Auburn	0 6	71 A	Lipscomb	0 11	102 N	Bowling Green	0 6
						85 N	Kennesaw St.	0 11	123 N	Middle Tenn.	0 3
						85 N	Kennesaw St.	1 6	140 N	Robert Morris	5 6
						86 A	Mercer	2 3	151 N	Eastern Mich.	0 5
						86 A	Mercer	2 6	157 N	Bradley	6 7
						93 N	IPFW	0 7	176 N	Eastern Ky.	6 4
									182 N	Winthrop	1 9
									183 N	Campbell	0 6
									186 N	Drake	3 11
									192 N	Appalachian St.	8 17
									195 N	Western Caro.	6 7
									198 N	Furman	0 1
									215 N	Wright St.	3 6
									228 H	Neb. Omaha	4 0
									228 H	Neb. Omaha	4 12
									236 A	Tennessee St.	5 8
									236 A	Tennessee St.	4 3
									250 N	Southeastern La.	2 12
									259 A	Savannah St.	3 0
									263 N	Texas Southern	10 0
									274 N	Prairie View	12 2
			LAST 10 GAMES						276 A	Morgan St.	16 7
			278 A	Alcorn St.	8 0	287 A	Alabama A&M	2 7	278 A	Alcorn St.	8 0
			278 A	Alcorn St.	3 4	263 N	Texas Southern	10 0	278 A	Alcorn St.	5 4
			278 A	Alcorn St.	5 4	282 N	Southern U.	6 2	278 A	Alcorn St.	3 4
			287 A	Alabama A&M	2 4	288 N	Grambling	11 1	282 N	Southern U.	6 2
			287 A	Alabama A&M	7 0	274 N	Prairie View	12 2	287 A	Alabama A&M	2 7

Non-Div. I Games:

Alabama St.

RPI	S	Opponent	Score	
287	A	Alabama A&M	7	0
287	A	Alabama A&M	2	4
288	N	Grambling	11	1

Alabama St.

A
l
a
b
a
m
a
s
t
.

A
l
a
b
a
m
a
s
t
.

Average RPI Win: 246		WON-LOST	WINNING	LAST 10	STRENGTH OF		OPP. STRENGTH	TEAM	ADJ	CONF.	ADJ CONF.
Average RPI Loss: 186		RECORD	PCT. RANK	GAMES	SCHEDULE		OF SCHEDULE	RPI	RPI	RPI	RPI
DIV. I ONLY		10-26-0	.27778	252	2-8-0		254	267	268	.3761	267
DIV. I NON-CONF.		7-19-0	.26923	240	1-3-0		269	278	269	.37211	270
TOTALS		RPI 1-25	RPI 26-50		W-L RECORDS		RPI 51-100		RPI 101-150		RPI 150+
10-26-0	0-0-0	0-1-0		OVERALL		0-1-0		1-8-0		9-16-0	
3-5-0	0-0-0	0-0-0		HOME		0-0-0		1-1-0		2-4-0	
1-6-0	0-0-0	0-0-0		AWAY		0-0-0		0-3-0		1-3-0	
6-15-0	0-0-0	0-1-0		NEUTRAL		0-1-0		0-4-0		6-9-0	
7-19-0	0-0-0	0-1-0		NON-CONFERENCE		0-1-0		0-7-0		7-10-0	
0-0-0	0-0-0	0-0-0		HOME		0-0-0		0-0-0		0-0-0	
1-4-0	0-0-0	0-0-		AWAY		0-0-0		0-3-0		1-1-0	
6-15-0	0-0-0	0-1-0		NEUTRAL		0-1-0		0-4-0		6-9-0	
3-7-0	0-0-0	0-0-0		CONFERENCE		0-0-0		1-1-0		2-6-0	
3-5-0	0-0-0	0-0-0		HOME		0-0-0		1-1-0		2-4-0	
0-2-0	0-0-0	0-0-0		AWAY		0-0-0		0-0-0		0-2-0	
0-0-0	0-0-0	0-0-0		NEUTRAL		0-0-0		0-0-0		0-0-0	
RPI S	Opponent	Score	RPI S	Opponent	Score	RPI S	Opponent	Score	RPI S	Opponent	Score
			29 N	Virginia Tech	0 8	71 N	Lipscomb	6 7	106 N	Western Mich.	0 2
									121 A	Col. of Charleston	0 4
									123 N	Middle Tenn.	3 6
									132 N	Villanova	0 7
									140 H	Robert Morris	3 4
									140 H	Robert Morris	8 7
									148 A	Temple	2 3
									148 A	Temple	0 4
									149 N	La.-Monroe	2 6
									157 N	Bradley	0 2
									196 N	Army	3 5
									200 N	East Tenn. St.	0 12
									210 H	Saint Francis (PA)	4 8
									210 H	Saint Francis (PA)	7 3
									212 A	Monmouth	3 4
									212 A	Monmouth	3 7
									220 H	Sacred Heart	2 6
									220 H	Sacred Heart	5 0
									222 N	Akron	0 3
									228 N	Neb. Omaha	2 10
									240 N	Green Bay	2 3
									243 N	Rider	1 3
									246 H	Bryant	1 6
									246 H	Bryant	5 6
									254 N	Cleveland St.	9 1
									254 N	Cleveland St.	3 2
									265 N	Bucknell	5 0
LAST 10 GAMES			246 H	Bryant	5 6	281 A	Lafayette	9 7			
			246 H	Bryant	1 6	220 H	Sacred Heart	2 6			
			212 A	Monmouth	3 7	220 H	Sacred Heart	5 0			
			212 A	Monmouth	3 4	148 A	Temple	0 4			
			281 A	Lafayette	1 4	148 A	Temple	2 3			

Non-Div. I Games:

Wagner

RPI	S	Opponent	Score	
271	N	Columbia	0	9
279	N	Howard	6	5
279	N	Howard	9	4
281	A	Lafayette	9	7
281	A	Lafayette	1	4
281	N	Lafayette	3	2
281	N	Lafayette	1	6

Wagner

Average RPI Win: 240		WON-LOST RECORD	WINNING PCT. RANK		LAST 10 GAMES	STRENGTH OF SCHEDULE	OPP. STRENGTH OF SCHEDULE	TEAM RPI	ADJ RPI	CONF. RPI	ADJ CONF. RPI			
Average RPI Loss: 187														
DIV. I ONLY		6-16-0	.27273	254	3-7-0	266	255	271	.37608	268	27	27		
DIV. I NON-CONF.		3-11-0	.21429	257	0-2-0	279	232	274	.3609	274	27	27		
<hr/>														
TOTALS		RPI 1-25		RPI 26-50		W-L RECORDS		RPI 51-100		RPI 101-150		RPI 150+		
6-16-0		0-0-0		0-0-0		OVERALL		0-1-0		1-4-0		5-11-0		
1-3-0		0-0-0		0-0-0		HOME		0-0-0		0-0-0		1-3-0		
2-7-0		0-0-0		0-0-0		AWAY		0-0-0		0-0-0		2-7-0		
3-6-0		0-0-0		0-0-0		NEUTRAL		0-1-0		1-4-0		2-1-0		
3-11-0		0-0-0		0-0-0		NON-CONFERENCE		0-1-0		1-4-0		2-6-0		
0-0-0		0-0-0		0-0-0		HOME		0-0-0		0-0-0		0-0-0		
0-5-0		0-0-0		0-0-		AWAY		0-0-0		0-0-0		0-5-0		
3-6-0		0-0-0		0-0-0		NEUTRAL		0-1-0		1-4-0		2-1-0		
3-5-0		0-0-0		0-0-0		CONFERENCE		0-0-0		0-0-0		3-5-0		
1-3-0		0-0-0		0-0-0		HOME		0-0-0		0-0-0		1-3-0		
2-2-0		0-0-0		0-0-0		AWAY		0-0-0		0-0-0		2-2-0		
0-0-0		0-0-0		0-0-0		NEUTRAL		0-0-0		0-0-0		0-0-0		
RPI	S	Opponent		Score		RPI	S	Opponent		Score				
						100	N	Valparaiso		2	10			
									111	N	Iowa St.	3 17		
									131	N	Colorado St.	0 1		
									131	N	Colorado St.	3 4		
									137	N	UTSA	10 5		
									140	N	Robert Morris	2 4		
									162	A	UC Riverside	1 3		
									167	A	Penn	4 7		
									167	A	Penn	4 5		
									204	H	Cornell	9 11		
									204	H	Cornell	4 8		
									225	A	UTEP	2 10		
									225	A	UTEP	7 25		
									245	H	Princeton	5 6		
									245	H	Princeton	2 1		
									248	A	UMBC	1 7		
									256	N	Santa Clara	4 3		
									256	N	Santa Clara	4 6		
									260	N	Mt. St. Mary's	5 4		
									269	A	Coppin St.	0 4		
									271	A	Columbia	6 5		
									271	A	Columbia	8 0		
LAST 10 GAMES														
						245	H	Princeton	2	1	271	A	Columbia	6 5
						245	H	Princeton	5	6	167	A	Penn	4 5
						204	H	Cornell	4	8	167	A	Penn	4 7
						204	H	Cornell	9	11	131	N	Colorado St.	3 4
						271	A	Columbia	8	0	162	A	UC Riverside	1 3

Non-Div. I Games:

Brown

C
o
p
p
i
n
s
t

Tie, Loss, Non-Conf,S Site, H Home, A Away, N Neutral Page 322

RPI	S	Opponent	Score	
289	H	Md.-East. Shore	5	0
289	H	Md.-East. Shore	9	1

Coppin St.

C
o
p
p
i
n
s
t
.

C
o
p
p
i
n
s
t
.

C
o
l
u
m
b
i
a

Columbia

Y
a
l
e

Yale						Through Games Of Through April 8, 2012								
Average RPI Win: 207		WON-LOST RECORD	WINNING PCT. RANK		LAST 10 GAMES	STRENGTH OF SCHEDULE		OPP. STRENGTH OF SCHEDULE		TEAM RPI	ADJ RPI		CONF. RPI	ADJ CONF. RPI
Average RPI Loss: 209														
DIV. I ONLY		7-21-0	.25	261	1-9-0	264		263		274	.36748	272	27	27
DIV. I NON-CONF.		6-14-0	.3	230	0-2-0	268		257		264	.38785	264	27	27
TOTALS		RPI 1-25		RPI 26-50		W-L RECORDS		RPI 51-100		RPI 101-150		RPI 150+		
7-21-0		0-0-0		0-0-0		OVERALL		0-0-0		1-1-0		6-20-0		
2-8-0		0-0-0		0-0-0		HOME		0-0-0		1-1-0		1-7-0		
2-8-0		0-0-0		0-0-0		AWAY		0-0-0		0-0-0		2-8-0		
3-5-0		0-0-0		0-0-0		NEUTRAL		0-0-0		0-0-0		3-5-0		
6-14-0		0-0-0		0-0-0		NON-CONFERENCE		0-0-0		1-1-0		5-13-0		
2-4-0		0-0-0		0-0-0		HOME		0-0-0		1-1-0		1-3-0		
1-5-0		0-0-0		0-0-		AWAY		0-0-0		0-0-0		1-5-0		
3-5-0		0-0-0		0-0-0		NEUTRAL		0-0-0		0-0-0		3-5-0		
1-7-0		0-0-0		0-0-0		CONFERENCE		0-0-0		0-0-0		1-7-0		
0-4-0		0-0-0		0-0-0		HOME		0-0-0		0-0-0		0-4-0		
1-3-0		0-0-0		0-0-0		AWAY		0-0-0		0-0-0		1-3-0		
0-0-0		0-0-0		0-0-0		NEUTRAL		0-0-0		0-0-0		0-0-0		
RPI S	Opponent	Score	RPI S	Opponent	Score	RPI S	Opponent	Score	RPI S	Opponent	Score			
									126 H	Central Conn. St.	10 8			
									126 H	Central Conn. St.	0 4			
									152 N	Lehigh	4 3			
									167 A	Penn	0 1			
									167 A	Penn	3 14			
									173 A	Fairfield	4 5			
									173 A	Fairfield	2 6			
									179 H	Marist	3 2			
									179 H	Marist	2 5			
									184 H	Providence	0 8			
									184 H	Providence	3 4			
									204 H	Cornell	6 8			
									204 H	Cornell	5 8			
									210 N	Saint Francis (PA)	4 3			
									210 N	Saint Francis (PA)	3 6			
									211 N	Florida A&M	3 12			
									222 N	Akron	0 7			
									224 N	Indiana St.	3 9			
									239 A	Rhode Island	0 7			
									239 A	Rhode Island	3 5			
									245 H	Princeton	3 6			
									245 H	Princeton	4 6			
					LAST 10 GAMES				246 A	Bryant	9 8			
					204 H Cornell	5 8			246 A	Bryant	0 12			
					204 H Cornell	6 8			262 N	South Dakota	6 2			
					245 H Princeton	4 6			271 A	Columbia	4 3			
					245 H Princeton	3 6			271 A	Columbia	1 4			
					239 A Rhode Island	0 7			271 A	Columbia	1 4			

Y
a
l
e

Non-Div. I Games:

Yale

RPI	S	Opponent	Score
280	N	Holy Cross	6 7

Average RPI Win:	230	WON-LOST	WINNING	LAST 10	STRENGTH OF	OPP. STRENGTH	TEAM	ADJ	CONF.	ADJ CONF.	
Average RPI Loss:	185	RECORD	PCT. RANK	GAMES	SCHEDULE	OF SCHEDULE	RPI	RPI	RPI	RPI	
DIV. I ONLY	10-29-0	.25641	260	2-8-0	250	250	269	.36428	273	24	25
DIV. I NON-CONF.	6-24-0	.2	262	0-3-0	199	270	262	.37647	267	24	24
<hr/>											
TOTALS	RPI 1-25	RPI 26-50		W-L RECORDS		RPI 51-100		RPI 101-150		RPI 150+	
10-29-0	0-0-0	0-0-0		OVERALL		0-5-0		0-5-0		10-19-0	
3-12-0	0-0-0	0-0-0		HOME		0-2-0		0-2-0		3-8-0	
6-13-0	0-0-0	0-0-0		AWAY		0-2-0		0-2-0		6-9-0	
1-4-0	0-0-0	0-0-0		NEUTRAL		0-1-0		0-1-0		1-2-0	
<hr/>											
6-24-0	0-0-0	0-0-0		NON-CONFERENCE		0-5-0		0-5-0		6-14-0	
3-9-0	0-0-0	0-0-0		HOME		0-2-0		0-2-0		3-5-0	
2-11-0	0-0-0	0-0-		AWAY		0-2-0		0-2-0		2-7-0	
1-4-0	0-0-0	0-0-0		NEUTRAL		0-1-0		0-1-0		1-2-0	
<hr/>											
4-5-0	0-0-0	0-0-0		CONFERENCE		0-0-0		0-0-0		4-5-0	
0-3-0	0-0-0	0-0-0		HOME		0-0-0		0-0-0		0-3-0	
4-2-0	0-0-0	0-0-0		AWAY		0-0-0		0-0-0		4-2-0	
0-0-0	0-0-0	0-0-0		NEUTRAL		0-0-0		0-0-0		0-0-0	
<hr/>											
RPI	S	Opponent	Score	RPI	S	Opponent	Score	RPI	S	Opponent	Score
						53 N	Ga. Southern	1		102 H	Bowling Green
						75 A	S.C. Upstate	3		102 H	Bowling Green
						87 A	Coastal Caro.	3		104 A	Maryland
						96 H	Albany (NY)	1		104 A	Maryland
						96 H	Albany (NY)	7		110 N	Marshall
										179 H	Marist
										189 H	James Madison
										189 H	James Madison
										189 H	James Madison
										204 A	Cornell
										204 A	Cornell
										204 H	Cornell
										204 H	Cornell
										204 H	Cornell
										205 H	Georgetown
										205 N	Georgetown
										222 A	Akron
										227 N	George Washington
										243 H	Rider
										247 A	Delaware
										247 A	Delaware
										247 A	Delaware
										248 H	UMBC
										255 A	Hartford
										255 A	Hartford
										255 H	Hartford
										257 A	Norfolk St.
<hr/>											
LAST 10 GAMES											
						189 H	James Madison	2		247 A	Delaware
						189 H	James Madison	1		247 A	Delaware
						189 H	James Madison	2		247 A	Delaware
						104 A	Maryland	3		205 H	Georgetown
						104 A	Maryland	1		264 A	UNC Wilmington

Non-Div. I Games:

George Mason

RPI	S	Opponent	Score	
257	A	Norfolk St.	5	6
261	A	Hampton	2	3
261	A	Hampton	5	10
264	A	UNC Wilmington	8	3
264	A	UNC Wilmington	2	0
264	A	UNC Wilmington	4	5
279	N	Howard	4	7

George Mason

G
e
o
r
g
e
M
a
s
o
n

G
e
o
r
g
e
M
a
s
o
n

Average RPI Win: 268		WON-LOST RECORD		WINNING PCT. RANK		LAST 10 GAMES		STRENGTH OF SCHEDULE		OPP. STRENGTH OF SCHEDULE		TEAM RPI		ADJ RPI		CONF. RPI		ADJ CONF. RPI	
DIV. I ONLY		8-6-0		.57143 100		5-2-0		289		287		273		.35945 274		31		31	
DIV. I NON-CONF.		1-1-0		.5 128		0-0-0		180		198		153		.47654 174		31		31	
TOTALS		RPI 1-25		RPI 26-50		W-L RECORDS		RPI 51-100		RPI 101-150		RPI 150+							
8-6-0		0-0-0		0-0-0		OVERALL		0-0-0		1-1-0		7-5-0							
3-0-0		0-0-0		0-0-0		HOME		0-0-0		0-0-0		3-0-0							
3-4-0		0-0-0		0-0-0		AWAY		0-0-0		1-1-0		2-3-0							
2-2-0		0-0-0		0-0-0		NEUTRAL		0-0-0		0-0-0		2-2-0							
1-1-0		0-0-0		0-0-0		NON-CONFERENCE		0-0-0		1-1-0		0-0-0							
0-0-0		0-0-0		0-0-0		HOME		0-0-0		0-0-0		0-0-0							
1-1-0		0-0-0		0-0-		AWAY		0-0-0		1-1-0		0-0-0							
0-0-0		0-0-0		0-0-0		NEUTRAL		0-0-0		0-0-0		0-0-0							
7-5-0		0-0-0		0-0-0		CONFERENCE		0-0-0		0-0-0		7-5-0							
3-0-0		0-0-0		0-0-0		HOME		0-0-0		0-0-0		3-0-0							
2-3-0		0-0-0		0-0-0		AWAY		0-0-0		0-0-0		2-3-0							
2-2-0		0-0-0		0-0-0		NEUTRAL		0-0-0		0-0-0		2-2-0							
RPI	S	Opponent	Score	RPI	S	Opponent	Score	RPI	S	Opponent	Score	RPI	S	Opponent	Score				
												150	A	Sam Houston St.	0 11				
												150	A	Sam Houston St.	7 3				
												174	N	Mississippi Val.	0 6				
												263	A	Texas Southern	3 8				
												263	A	Texas Southern	1 2				
												266	N	Alabama St.	2 12				
												278	N	Alcorn St.	2 0				
												282	A	Southern U.	9 0				
												282	A	Southern U.	1 9				
												282	A	Southern U.	8 6				
												287	N	Alabama A&M	4 3				
												288	H	Grambling	3 0				
												288	H	Grambling	6 5				
												288	H	Grambling	6 0				
LAST 10 GAMES				LAST 10 GAMES				LAST 10 GAMES											
												288	H	Grambling	6 0				
												288	H	Grambling	6 5				
												288	H	Grambling	3 0				
												282	A	Southern U.	8 6				
												282	A	Southern U.	1 9				
Non-Div. I Games:		Langston	2 3	Houston-Victoria	7 12	Bacone	4 0	Langston	12 0										
	Langston	6 4	Langston	3 4	Bacone	8 3	Huston-Tillotson	4 2											

Non-Div. I Games:

Langston

6

3

Houston-Victoria

2

1

Huston-Tillotson

8

6

Prairie View

P
r
a
i
r
i
e
V
i
e
w

P
r
a
i
r
i
e
V
i
e
w

O
a
k
l
a
n
d

Oakland

Average RPI Win:	269	WON-LOST RECORD	WINNING PCT. RANK	LAST 10 GAMES	STRENGTH OF SCHEDULE	OPP. STRENGTH OF SCHEDULE	TEAM RPI	ADJ RPI	CONF. RPI	ADJ CONF. RPI		
DIV. I ONLY		5-16-0	.2381	264	3-5-0	259	281	276	.35547	276	30	30
DIV. I NON-CONF.		0-8-0	0	286	0-0-0	254	254	287	.3287	283	30	30
<hr/>												
TOTALS	RPI 1-25	RPI 26-50		W-L RECORDS		RPI 51-100		RPI 101-150		RPI 150+		
5-16-0	0-0-0	0-0-0		OVERALL		0-0-0		0-5-0		5-11-0		
0-4-0	0-0-0	0-0-0		HOME		0-0-0		0-3-0		0-1-0		
5-8-0	0-0-0	0-0-0		AWAY		0-0-0		0-0-0		5-8-0		
0-4-0	0-0-0	0-0-0		NEUTRAL		0-0-0		0-2-0		0-2-0		
<hr/>												
0-8-0	0-0-0	0-0-0		NON-CONFERENCE		0-0-0		0-2-0		0-6-0		
0-1-0	0-0-0	0-0-0		HOME		0-0-0		0-0-0		0-1-0		
0-3-0	0-0-0	0-0-		AWAY		0-0-0		0-0-0		0-3-0		
0-4-0	0-0-0	0-0-0		NEUTRAL		0-0-0		0-2-0		0-2-0		
<hr/>												
5-8-0	0-0-0	0-0-0		CONFERENCE		0-0-0		0-3-0		5-5-0		
0-3-0	0-0-0	0-0-0		HOME		0-0-0		0-3-0		0-0-0		
5-5-0	0-0-0	0-0-0		AWAY		0-0-0		0-0-0		5-5-0		
0-0-0	0-0-0	0-0-0		NEUTRAL		0-0-0		0-0-0		0-0-0		
<hr/>												
RPI	S	Opponent	Score	RPI	S	Opponent	Score	RPI	S	Opponent	Score	
								108	N	Boston College	0	10
								108	N	Boston College	3	11
								124	H	Delaware St.	1	4
								124	H	Delaware St.	1	8
								124	H	Delaware St.	3	7
								166	A	Charlotte	1	4
								199	A	Gardner-Webb	4	6
								199	A	Gardner-Webb	0	8
								214	N	Towson	3	12
								214	N	Towson	5	7
								259	A	Savannah St.	2	3
								259	A	Savannah St.	0	3
								259	A	Savannah St.	11	9
								261	A	Hampton	1	2
								261	A	Hampton	6	2
								261	A	Hampton	6	8
								266	H	Alabama St.	7	16
								270	A	N.C. A&T	10	7
								270	A	N.C. A&T	10	7
								286	A	South Carolina St.	1	2
								286	A	South Carolina St.	4	2
<hr/>												
LAST 10 GAMES												
								124	H	Delaware St.	1	4
								124	H	Delaware St.	1	8
								124	H	Delaware St.	3	7
								261	A	Hampton	1	2
								261	A	Hampton	6	2
								259	A	Savannah St.	11	9

Non-Div. I Games: Bowie St. 7 1 Bowie St. 15 7

Morgan St.

Average RPI Win:	198	WON-LOST	WINNING	LAST 10	STRENGTH OF	OPP. STRENGTH	TEAM	ADJ	CONF.	ADJ CONF.		
Average RPI Loss:	189	RECORD	PCT. RANK	GAMES	SCHEDULE	OF SCHEDULE	RPI	RPI	RPI	RPI		
DIV. I ONLY	2-21-0	.08696	287	1-9-0	208	269	279	.3425	277	28	28	
DIV. I NON-CONF.	2-19-0	.09524	283	1-7-0	203	283	277	.35174	278	28	28	
<hr/>												
TOTALS	RPI 1-25	RPI 26-50		W-L RECORDS		RPI 51-100		RPI 101-150		RPI 150+		
2-21-0	0-0-0	0-2-0		OVERALL		0-0-0		1-4-0		1-15-0		
1-1-0	0-0-0	0-0-0		HOME		0-0-0		1-1-0		0-0-0		
0-7-0	0-0-0	0-0-0		AWAY		0-0-0		0-2-0		0-5-0		
1-13-0	0-0-0	0-2-0		NEUTRAL		0-0-0		0-1-0		1-10-0		
<hr/>												
2-19-0	0-0-0	0-2-0		NON-CONFERENCE		0-0-0		1-4-0		1-13-0		
1-1-0	0-0-0	0-0-0		HOME		0-0-0		1-1-0		0-0-0		
0-5-0	0-0-0	0-0-		AWAY		0-0-0		0-2-0		0-3-0		
1-13-0	0-0-0	0-2-0		NEUTRAL		0-0-0		0-1-0		1-10-0		
<hr/>												
0-2-0	0-0-0	0-0-0		CONFERENCE		0-0-0		0-0-0		0-2-0		
0-0-0	0-0-0	0-0-0		HOME		0-0-0		0-0-0		0-0-0		
0-2-0	0-0-0	0-0-0		AWAY		0-0-0		0-0-0		0-2-0		
0-0-0	0-0-0	0-0-0		NEUTRAL		0-0-0		0-0-0		0-0-0		
<hr/>												
RPI	S	Opponent	Score	RPI	S	Opponent	Score	RPI	S	Opponent	Score	
				28	N	Texas Tech	2 7			113	N Utah Valley	1 4
				28	N	Texas Tech	2 13			114	H Stony Brook	0 9
										114	H Stony Brook	5 2
										142	A St. John's (NY)	2 10
										142	A St. John's (NY)	4 8
										152	N Lehigh	3 6
										156	N Fairleigh Dickinson	1 6
										167	N Penn	1 9
										180	A Seton Hall	6 13
										212	N Monmouth	2 3
										212	N Monmouth	0 8
										228	N Neb. Omaha	0 5
										240	N Green Bay	0 9
										243	A Rider	4 6
										243	A Rider	0 4
										254	N Cleveland St.	6 10
										279	N Howard	2 5
										280	N Holy Cross	0 3
										281	A Lafayette	0 3
										281	A Lafayette	7 8
										281	N Lafayette	1 0
				LAST 10 GAMES								
				114	H	Stony Brook	5 2	281	A	Lafayette	0 3	
				114	H	Stony Brook	0 9	142	A	St. John's (NY)	2 10	
				243	A	Rider	4 6	142	A	St. John's (NY)	4 8	
				243	A	Rider	0 4	212	N	Monmouth	2 3	
				281	A	Lafayette	7 8	28	N	Texas Tech	2 7	

Non-Div. I Games:

Manhattan

Average RPI Win: 253		WON-LOST RECORD		WINNING PCT. RANK		LAST 10 GAMES		STRENGTH OF SCHEDULE		OPP. STRENGTH OF SCHEDULE		TEAM RPI		ADJ RPI		CONF. RPI		ADJ CONF. RPI									
DIV. I ONLY		4-24-0		.14286 282		0-1-0		228		255		277		.34184 278		31		31									
DIV. I NON-CONF.		2-16-0		.11111 280		0-1-0		124		148		255		.39582 256		31		31									
TOTALS		RPI 1-25		RPI 26-50		W-L RECORDS		RPI 51-100		RPI 101-150		RPI 150+															
4-24-0		0-4-0		0-1-0		OVERALL		0-3-0		0-2-0		4-14-0															
3-6-0		0-0-0		0-0-0		HOME		0-0-0		0-1-0		3-5-0															
0-10-0		0-4-0		0-0-0		AWAY		0-0-0		0-0-0		0-6-0															
1-8-0		0-0-0		0-1-0		NEUTRAL		0-3-0		0-1-0		1-3-0															
2-16-0		0-4-0		0-1-0		NON-CONFERENCE		0-3-0		0-2-0		2-6-0															
2-4-0		0-0-0		0-0-0		HOME		0-0-0		0-1-0		2-3-0															
0-7-0		0-4-0		0-0-		AWAY		0-0-0		0-0-0		0-3-0															
0-5-0		0-0-0		0-1-0		NEUTRAL		0-3-0		0-1-0		0-0-0															
2-8-0		0-0-0		0-0-0		CONFERENCE		0-0-0		0-0-0		2-8-0															
1-2-0		0-0-0		0-0-0		HOME		0-0-0		0-0-0		1-2-0															
0-3-0		0-0-0		0-0-0		AWAY		0-0-0		0-0-0		0-3-0															
1-3-0		0-0-0		0-0-0		NEUTRAL		0-0-0		0-0-0		1-3-0															
RPI	S	Opponent		Score		RPI	S	Opponent		Score		RPI	S	Opponent		Score											
14	A	Missouri		1	14	45	N	South Ala.		0	8	54	N	Boise St.		0	4	130	N	Northern Ill.		3	11				
14	A	Missouri		0	9							67	N	McNeese St.		0	8	145	H	Central Ark.		0	12				
14	A	Missouri		1	9							67	N	McNeese St.		0	11	172	H	Memphis		1	5				
19	A	LSU		0	2													172	H	Memphis		3	0				
																		207	A	Bethune-Cookman		0	3				
																		207	A	Bethune-Cookman		2	4				
																		231	H	Evansville		1	10				
																		231	H	Evansville		0	13				
																		238	A	Nicholls St.		1	6				
																		241	A	Jackson St.		1	2				
																		241	A	Jackson St.		4	7				
																		241	A	Jackson St.		0	6				
																		266	H	Alabama St.		4	3				
																		266	H	Alabama St.		0	8				
																		266	H	Alabama St.		4	5				
																		274	N	Prairie View		0	2				
																		282	N	Southern U.		1	2				
																		285	N	Ark.-Pine Bluff		8	2				
																		288	N	Grambling		3	4				
																		289	H	Md.-East. Shore		13	3				
						LAST 10 GAMES																					
						130 N Northern Ill.						3	11	241 A Jackson St.						4	7						
						266 H Alabama St.						0	8	241 A Jackson St.						1	2						
						266 H Alabama St.						4	3	288 N Grambling						3	4						
						266 H Alabama St.						4	5	274 N Prairie View						0	2						
						241 A Jackson St.						0	6	285 N Ark.-Pine Bluff						8	2						
Non-Div. I Games:		Kentucky St.		7	0	Belhaven		2	10	Miles		3	2	Belhaven		0	3	Alcorn St.									
		Kentucky St.		1	0	Stillman		4	6																		

RPI	S	Opponent	Score	
289	A	Md.-East. Shore	4	2
289	A	Md.-East. Shore	12	8

Howard

H
o
w
a
r
d

H
o
w
a
r
d

Average RPI Win:	252	WON-LOST RECORD	WINNING PCT. RANK	LAST 10 GAMES	STRENGTH OF SCHEDULE	OPP. STRENGTH OF SCHEDULE	TEAM RPI	ADJ RPI	CONF. RPI	ADJ CONF. RPI					
DIV. I ONLY		4-22-0	.15385 280	2-8-0	262	275	281	.33663 280	29	29					
DIV. I NON-CONF.		3-15-0	.16667 270	1-1-0	257	269	276	.35961 275	29	29					
<hr/>															
TOTALS	RPI 1-25	RPI 26-50		W-L RECORDS		RPI 51-100		RPI 101-150		RPI 150+					
4-22-0	0-0-0	0-0-0		OVERALL		0-0-0		0-4-0		4-18-0					
2-5-0	0-0-0	0-0-0		HOME		0-0-0		0-0-0		2-5-0					
0-7-0	0-0-0	0-0-0		AWAY		0-0-0		0-3-0		0-4-0					
2-10-0	0-0-0	0-0-0		NEUTRAL		0-0-0		0-1-0		2-9-0					
<hr/>															
3-15-0	0-0-0	0-0-0		NON-CONFERENCE		0-0-0		0-4-0		3-11-0					
1-2-0	0-0-0	0-0-0		HOME		0-0-0		0-0-0		1-2-0					
0-3-0	0-0-0	0-0-		AWAY		0-0-0		0-3-0		0-0-0					
2-10-0	0-0-0	0-0-0		NEUTRAL		0-0-0		0-1-0		2-9-0					
<hr/>															
1-7-0	0-0-0	0-0-0		CONFERENCE		0-0-0		0-0-0		1-7-0					
1-3-0	0-0-0	0-0-0		HOME		0-0-0		0-0-0		1-3-0					
0-4-0	0-0-0	0-0-0		AWAY		0-0-0		0-0-0		0-4-0					
0-0-0	0-0-0	0-0-0		NEUTRAL		0-0-0		0-0-0		0-0-0					
<hr/>															
RPI S	Opponent	Score	RPI S	Opponent	Score	RPI S	Opponent	Score	RPI S	Opponent	Score				
									113 N	Utah Valley	0	1			
									114 A	Stony Brook	0	7			
									114 A	Stony Brook	1	10			
									126 A	Central Conn. St.	3	9			
									167 N	Penn	2	3			
									179 H	Marist	6	3			
									179 H	Marist	3	12			
									196 A	Army	0	1			
									196 A	Army	4	10			
									196 A	Army	3	5			
									196 A	Army	0	8			
									210 N	Saint Francis (PA)	0	6			
									211 N	Florida A&M	0	1			
									220 N	Sacred Heart	0	14			
									222 N	Akron	0	6			
									224 N	Indiana St.	3	6			
									224 N	Indiana St.	7	9			
									239 H	Rhode Island	1	11			
									258 N	Detroit	1	4			
									262 N	South Dakota	5	7			
									272 N	Yale	7	6			
									LAST 10 GAMES			277 N	Manhattan	3	0
												281 H	Lafayette	1	7
												281 H	Lafayette	1	3
												281 H	Lafayette	5	4
												281 H	Lafayette	1	2
									196 A	Army	3	5	179 H	Marist	6

Non-Div. I Games:

Holy Cross

Average RPI Win:	263	WON-LOST RECORD	WINNING PCT. RANK	LAST 10 GAMES	STRENGTH OF SCHEDULE	OPP. STRENGTH OF SCHEDULE	TEAM RPI	ADJ RPI	CONF. RPI	ADJ CONF. RPI		
Average RPI Loss:	205											
DIV. I ONLY	4-19-0	.17391	277	0-1-0	269	279	283	.32729	282	31	31	
DIV. I NON-CONF.	2-13-0	.13333	274	0-1-0	281	222	282	.33815	282	31	31	
<hr/>												
TOTALS	RPI 1-25	RPI 26-50		W-L RECORDS		RPI 51-100		RPI 101-150		RPI 150+		
4-19-0	0-0-0	0-0-0		OVERALL		0-1-0		0-4-0		4-14-0		
1-5-0	0-0-0	0-0-0		HOME		0-0-0		0-0-0		1-5-0		
2-5-0	0-0-0	0-0-0		AWAY		0-1-0		0-0-0		2-4-0		
1-9-0	0-0-0	0-0-0		NEUTRAL		0-0-0		0-4-0		1-5-0		
<hr/>												
2-13-0	0-0-0	0-0-0		NON-CONFERENCE		0-1-0		0-4-0		2-8-0		
0-3-0	0-0-0	0-0-0		HOME		0-0-0		0-0-0		0-3-0		
2-5-0	0-0-0	0-0-		AWAY		0-1-0		0-0-0		2-4-0		
0-5-0	0-0-0	0-0-0		NEUTRAL		0-0-0		0-4-0		0-1-0		
<hr/>												
2-6-0	0-0-0	0-0-0		CONFERENCE		0-0-0		0-0-0		2-6-0		
1-2-0	0-0-0	0-0-0		HOME		0-0-0		0-0-0		1-2-0		
0-0-0	0-0-0	0-0-0		AWAY		0-0-0		0-0-0		0-0-0		
1-4-0	0-0-0	0-0-0		NEUTRAL		0-0-0		0-0-0		1-4-0		
<hr/>												
RPI	S	Opponent	Score	RPI	S	Opponent	Score	RPI	S	Opponent	Score	
								67	A	McNeese St.	0	8

Average RPI Win: 252		WON-LOST	WINNING	LAST 10	STRENGTH OF		OPP. STRENGTH	TEAM	ADJ	CONF.	ADJ CONF.
Average RPI Loss: 211		RECORD	PCT. RANK	GAMES	SCHEDULE		OF SCHEDULE	RPI	RPI	RPI	RPI
DIV. I ONLY		4-25-0	.13793	283	2-8-0		256	274	282	.32332	283
DIV. I NON-CONF.		3-24-0	.11111	280	1-7-0		263	287	284	.31862	287
TOTALS		RPI 1-25	RPI 26-50		W-L RECORDS		RPI 51-100		RPI 101-150		RPI 150+
4-25-0	0-0-0	0-0-0		OVERALL		0-2-0		0-2-0		4-21-0	
0-2-0	0-0-0	0-0-0		HOME		0-0-0		0-0-0		0-2-0	
2-12-0	0-0-0	0-0-0		AWAY		0-2-0		0-0-0		2-10-0	
2-11-0	0-0-0	0-0-0		NEUTRAL		0-0-0		0-2-0		2-9-0	
3-24-0	0-0-0	0-0-0		NON-CONFERENCE		0-2-0		0-2-0		3-20-0	
0-2-0	0-0-0	0-0-0		HOME		0-0-0		0-0-0		0-2-0	
1-11-0	0-0-0	0-0-		AWAY		0-2-0		0-0-0		1-9-0	
2-11-0	0-0-0	0-0-0		NEUTRAL		0-0-0		0-2-0		2-9-0	
1-1-0	0-0-0	0-0-0		CONFERENCE		0-0-0		0-0-0		1-1-0	
0-0-0	0-0-0	0-0-0		HOME		0-0-0		0-0-0		0-0-0	
1-1-0	0-0-0	0-0-0		AWAY		0-0-0		0-0-0		1-1-0	
0-0-0	0-0-0	0-0-0		NEUTRAL		0-0-0		0-0-0		0-0-0	
RPI S	Opponent	Score	RPI S	Opponent	Score	RPI S	Opponent	Score	RPI S	Opponent	Score
						87 A	Coastal Caro.	0 8	119 N	Quinnipiac	1 14
						97 A	Longwood	0 11	119 N	Quinnipiac	3 11
									155 N	Youngstown St.	1 9
									180 A	Seton Hall	8 10
									180 A	Seton Hall	1 5
									196 A	Army	2 21
									196 A	Army	2 10
									196 N	Army	3 5
									228 N	Neb. Omaha	1 7
									234 N	Dartmouth	1 6
									237 N	Houston Baptist	2 0
									240 N	Green Bay	3 8
									240 N	Green Bay	7 14
									243 A	Rider	2 1
									243 A	Rider	0 8
									246 N	Bryant	3 7
									247 A	Delaware	2 7
									247 A	Delaware	3 5
									248 A	UMBC	8 3
									248 A	UMBC	3 4
									248 A	UMBC	2 7
									248 A	UMBC	3 10
									265 N	Bucknell	2 5
									271 H	Columbia	2 5
									271 H	Columbia	1 7
									275 N	Oakland	0 2
									279 N	Howard	4 3
LAST 10 GAMES											
			243 A	Rider	2 1	248 A	UMBC	8 3			
			243 A	Rider	0 8	248 A	UMBC	2 7			
			247 A	Delaware	2 7	248 A	UMBC	3 10			
			247 A	Delaware	3 5	196 A	Army	2 21			
			248 A	UMBC	3 4	196 A	Army	2 10			

Non-Div. I Games:

Saint Peter's

Average RPI Win: 281		WON-LOST	WINNING	LAST 10	STRENGTH OF		OPP. STRENGTH	TEAM	ADJ	CONF.	ADJ CONF.
Average RPI Loss: 187		RECORD	PCT. RANK	GAMES	SCHEDULE		OF SCHEDULE	RPI	RPI	RPI	RPI
DIV. I ONLY		3-36-0	.07692	288	0-1-0		243	273	284	.32264	284
DIV. I NON-CONF.		1-28-0	.03448	285	0-0-0		219	268	280	.34448	280
TOTALS		RPI 1-25	RPI 26-50		W-L RECORDS		RPI 51-100		RPI 101-150		RPI 150+
3-36-0		0-0-0	0-0-0		OVERALL		0-5-0		0-2-0		3-29-0
0-5-0		0-0-0	0-0-0		HOME		0-0-0		0-0-0		0-5-0
1-22-0		0-0-0	0-0-0		AWAY		0-5-0		0-2-0		1-15-0
2-9-0		0-0-0	0-0-0		NEUTRAL		0-0-0		0-0-0		2-9-0
1-28-0		0-0-0	0-0-0		NON-CONFERENCE		0-5-0		0-2-0		1-21-0
0-0-0		0-0-0	0-0-0		HOME		0-0-0		0-0-0		0-0-0
1-19-0		0-0-0	0-0-		AWAY		0-5-0		0-2-0		1-12-0
0-9-0		0-0-0	0-0-0		NEUTRAL		0-0-0		0-0-0		0-9-0
2-8-0		0-0-0	0-0-0		CONFERENCE		0-0-0		0-0-0		2-8-0
0-5-0		0-0-0	0-0-0		HOME		0-0-0		0-0-0		0-5-0
0-3-0		0-0-0	0-0-0		AWAY		0-0-0		0-0-0		0-3-0
2-0-0		0-0-0	0-0-0		NEUTRAL		0-0-0		0-0-0		2-0-0
RPI S	Opponent	Score	RPI S	Opponent	Score	RPI S	Opponent	Score	RPI S	Opponent	Score
						75 A	S.C. Upstate	0 8	121 A	Col. of Charleston	2 10
						75 A	S.C. Upstate	2 8	121 A	Col. of Charleston	2 13
						95 A	North Carolina St.	0 13	153 N	Binghamton	2 3
						97 A	Longwood	1 6	153 N	Binghamton	1 7
						97 A	Longwood	2 6	183 A	Campbell	2 7
									183 A	Campbell	1 9
									183 A	Campbell	2 5
									183 A	Campbell	1 12
									185 A	Elon	6 15
									185 A	Elon	2 8
									191 N	Dayton	1 18
									192 A	Appalachian St.	1 6
									192 A	Appalachian St.	1 12
									192 N	Appalachian St.	1 9
									192 N	Appalachian St.	0 11
									194 A	UNC Greensboro	0 8
									205 N	Georgetown	5 13
									207 A	Bethune-Cookman	3 6
									207 A	Bethune-Cookman	0 8
									207 A	Bethune-Cookman	2 10
									208 N	Drexel	5 6
									208 N	Drexel	1 20
									221 N	Liberty	5 14
									232 A	Presbyterian	0 4
									232 A	Presbyterian	2 5
									257 H	Norfolk St.	1 7
									257 H	Norfolk St.	3 6
LAST 10 GAMES											
			257 H	Norfolk St.	3 6	121 A	Col. of Charleston	2 13			
			259 H	Savannah St.	2 16	207 A	Bethune-Cookman	0 8			
			259 H	Savannah St.	0 5	207 A	Bethune-Cookman	3 6			
			259 H	Savannah St.	3 7	207 A	Bethune-Cookman	2 10			
			121 A	Col. of Charleston	2 10	257 H	Norfolk St.	1 7			

Non-Div. I Games:

N.C. Central

RPI	S	Opponent	Score	
259	H	Savannah St.	0	5
259	H	Savannah St.	2	16
259	H	Savannah St.	3	7
264	A	UNC Wilmington	4	14
264	A	UNC Wilmington	6	4
289	N	Md.-East. Shore	6	2
289	N	Md.-East. Shore	13	7

N.C. Central

N
.
C
.
C
e
n
t
r
a
l

N
.
C
.
C
e
n
t
r
a
l

Average RPI Win:	288	WON-LOST	WINNING	LAST 10	STRENGTH OF	OPP. STRENGTH	TEAM	ADJ	CONF.	ADJ CONF.	
Average RPI Loss:	178	RECORD	PCT. RANK	GAMES	SCHEDULE	OF SCHEDULE	RPI	RPI	RPI	RPI	
DIV. I ONLY		3-23-0	.11538 285	3-5-0	267	271	286	.30639 285	31	31	
DIV. I NON-CONF.		0-16-0	0 286	0-0-0	154	223	279	.3462 279	31	31	
<hr/>											
TOTALS	RPI 1-25	RPI 26-50		W-L RECORDS	RPI 51-100		RPI 101-150		RPI 150+		
3-23-0	0-0-0	0-2-0		OVERALL	0-0-0		0-9-0		3-12-0		
2-7-0	0-0-0	0-0-0		HOME	0-0-0		0-6-0		2-1-0		
0-7-0	0-0-0	0-1-0		AWAY	0-0-0		0-2-0		0-4-0		
1-9-0	0-0-0	0-1-0		NEUTRAL	0-0-0		0-1-0		1-7-0		
0-16-0	0-0-0	0-2-0		NON-CONFERENCE	0-0-0		0-9-0		0-5-0		
0-6-0	0-0-0	0-0-0		HOME	0-0-0		0-6-0		0-0-0		
0-4-0	0-0-0	0-0-		AWAY	0-0-0		0-2-0		0-1-0		
0-6-0	0-0-0	0-1-0		NEUTRAL	0-0-0		0-1-0		0-4-0		
3-7-0	0-0-0	0-0-0		CONFERENCE	0-0-0		0-0-0		3-7-0		
2-1-0	0-0-0	0-0-0		HOME	0-0-0		0-0-0		2-1-0		
0-3-0	0-0-0	0-0-0		AWAY	0-0-0		0-0-0		0-3-0		
1-3-0	0-0-0	0-0-0		NEUTRAL	0-0-0		0-0-0		1-3-0		
RPI S	Opponent	Score	RPI S	Opponent	Score	RPI S	Opponent	Score	RPI S	Opponent	Score
			38 A	Oklahoma St.	2 12				122 H	Creighton	0 18
			49 N	Nebraska	0 16				122 H	Creighton	2 14
									122 H	Creighton	2 10
									122 H	Creighton	0 12
									135 N	Loyola Chicago	1 15
									145 A	Central Ark.	0 9
									145 A	Central Ark.	0 8
									145 H	Central Ark.	0 11
									145 H	Central Ark.	0 17
									174 N	Mississippi Val.	1 8
									186 N	Drake	0 15
									186 N	Drake	4 16
									193 A	Texas-Arlington	0 2
									237 N	Houston Baptist	0 1
									237 N	Houston Baptist	3 4
									241 N	Jackson St.	4 5
									263 A	Texas Southern	3 14
									263 A	Texas Southern	2 3
									263 A	Texas Southern	2 11
									278 N	Alcorn St.	2 8
									287 N	Alabama A&M	5 2
			LAST 10 GAMES						288 H	Grambling	5 4
			263 A	Texas Southern	2 3	288 H	Grambling	6 5	288 H	Grambling	6 5
			263 A	Texas Southern	3 14	287 N	Alabama A&M	5 2	288 H	Grambling	5 8
			263 A	Texas Southern	2 11	241 N	Jackson St.	4 5			
			288 H	Grambling	5 8	174 N	Mississippi Val.	1 8			
			288 H	Grambling	5 4	278 N	Alcorn St.	2 8			
Non-Div. I Games:	Central Baptist	1 12	13 12	Ouachita Baptist	0 3	6 2	Ouachita Baptist	0 6	3 6	Ouachita Baptist	Ark. Pine Bluff
	Central Baptist	2 7		Ouachita Baptist			Central Baptist		2 16		

Average RPI Win:	282	WON-LOST	WINNING	LAST 10	STRENGTH OF	OPP. STRENGTH	TEAM	ADJ	CONF.	ADJ CONF.			
Average RPI Loss:	228	RECORD	PCT. RANK	GAMES	SCHEDULE	OF SCHEDULE	RPI	RPI	RPI	RPI			
DIV. I ONLY		5-18-0	.21739	268	2-8-0	278	289	285	.30329	286	30	30	
DIV. I NON-CONF.		1-5-0	.16667	270	0-2-0	175	289	267	.3797	265	30	30	
<hr/>													
TOTALS	RPI 1-25	RPI 26-50		W-L RECORDS		RPI 51-100		RPI 101-150		RPI 150+			
5-18-0	0-0-0	0-0-0		OVERALL		0-0-0		0-2-0		5-16-0			
4-11-0	0-0-0	0-0-0		HOME		0-0-0		0-0-0		4-11-0			
0-5-0	0-0-0	0-0-0		AWAY		0-0-0		0-2-0		0-3-0			
1-2-0	0-0-0	0-0-0		NEUTRAL		0-0-0		0-0-0		1-2-0			
1-5-0	0-0-0	0-0-0		NON-CONFERENCE		0-0-0		0-2-0		1-3-0			
0-2-0	0-0-0	0-0-0		HOME		0-0-0		0-0-0		0-2-0			
0-2-0	0-0-0	0-0-		AWAY		0-0-0		0-2-0		0-0-0			
1-1-0	0-0-0	0-0-0		NEUTRAL		0-0-0		0-0-0		1-1-0			
4-13-0	0-0-0	0-0-0		CONFERENCE		0-0-0		0-0-0		4-13-0			
4-9-0	0-0-0	0-0-0		HOME		0-0-0		0-0-0		4-9-0			
0-3-0	0-0-0	0-0-0		AWAY		0-0-0		0-0-0		0-3-0			
0-1-0	0-0-0	0-0-0		NEUTRAL		0-0-0		0-0-0		0-1-0			
RPI	S	Opponent	Score	RPI	S	Opponent	Score	RPI	S	Opponent	Score		
								121	A	Col. of Charleston	3	5	
								121	A	Col. of Charleston	1	6	
								174	N	Mississippi Val.	1	8	
								199	H	Gardner-Webb	0	9	
								199	H	Gardner-Webb	4	13	
								207	H	Bethune-Cookman	2	7	
								207	H	Bethune-Cookman	0	4	
								207	H	Bethune-Cookman	0	13	
								257	H	Norfolk St.	0	4	
								257	H	Norfolk St.	0	10	
								259	N	Savannah St.	2	10	
								269	H	Coppin St.	2	11	
								269	H	Coppin St.	10	9	
								269	H	Coppin St.	3	5	
								269	H	Coppin St.	0	15	
								270	A	N.C. A&T	0	12	
								270	A	N.C. A&T	3	4	
								270	A	N.C. A&T	1	3	
								276	H	Morgan St.	2	4	
								276	H	Morgan St.	2	1	
								287	N	Alabama A&M	5	3	
								289	H	Md.-East. Shore	5	4	
								289	H	Md.-East. Shore	7	3	
LAST 10 GAMES													
				207	H	Bethune-Cookman	0	13	270	A	N.C. A&T	1	3
				207	H	Bethune-Cookman	2	7	289	H	Md.-East. Shore	7	3
				207	H	Bethune-Cookman	0	4	289	H	Md.-East. Shore	5	4
				270	A	N.C. A&T	3	4	199	H	Gardner-Webb	0	9
				270	A	N.C. A&T	0	12	199	H	Gardner-Webb	4	13

Non-Div. I Games:	Davis & Elkins	17	5	Clafin	8	0	Benedict	3	6	Clafin	7	3
	Clark Atlanta	3	9	Brewton Parker	5	4	Virginia Union	14	3	Winston-Salem	3	9

S
o
u
t
h
C
a
r
o
l
i
n
a
S
t
.

S
o
u
t
h
C
a
r
o
l
i
n
a
S
t
.

Average RPI Win: 271		WON-LOST RECORD	WINNING PCT. RANK		LAST 10 GAMES	STRENGTH OF SCHEDULE		OPP. STRENGTH OF SCHEDULE		TEAM RPI	ADJ RPI		CONF. RPI	ADJ CONF. RPI	
Average RPI Loss: 225															
DIV. I ONLY		4-13-0	.23529	265	3-7-0	286		282		287	.30116	287	31	31	
DIV. I NON-CONF.		1-6-0	.14286	273	0-0-0	289		265		289	.27424	289	31	31	
TOTALS		RPI 1-25	RPI 26-50		W-L RECORDS		RPI 51-100		RPI 101-150		RPI 150+				
4-13-0	0-0-0		0-0-0		OVERALL		0-0-0		0-0-0		4-13-0				
2-5-0	0-0-0		0-0-0		HOME		0-0-0		0-0-0		2-5-0				
0-3-0	0-0-0		0-0-0		AWAY		0-0-0		0-0-0		0-3-0				
2-5-0	0-0-0		0-0-0		NEUTRAL		0-0-0		0-0-0		2-5-0				
1-6-0	0-0-0		0-0-0		NON-CONFERENCE		0-0-0		0-0-0		1-6-0				
0-1-0	0-0-0		0-0-0		HOME		0-0-0		0-0-0		0-1-0				
0-3-0	0-0-0		0-0-		AWAY		0-0-0		0-0-0		0-3-0				
1-2-0	0-0-0		0-0-0		NEUTRAL		0-0-0		0-0-0		1-2-0				
3-7-0	0-0-0		0-0-0		CONFERENCE		0-0-0		0-0-0		3-7-0				
2-4-0	0-0-0		0-0-0		HOME		0-0-0		0-0-0		2-4-0				
0-0-0	0-0-0		0-0-0		AWAY		0-0-0		0-0-0		0-0-0				
1-3-0	0-0-0		0-0-0		NEUTRAL		0-0-0		0-0-0		1-3-0				
RPI	S	Opponent	Score	RPI	S	Opponent	Score	RPI	S	Opponent	Score	RPI	S	Opponent	Score
										161	H	Eastern Ill.	0	8	
										174	H	Mississippi Val.	0	14	
										174	H	Mississippi Val.	1	10	
										174	H	Mississippi Val.	1	5	
										211	N	Florida A&M	2	10	
										217	A	Belmont	0	11	
										217	A	Belmont	2	3	
										217	A	Belmont	3	6	
										263	N	Texas Southern	0	10	
										266	H	Alabama St.	7	2	
										266	H	Alabama St.	0	7	
										266	H	Alabama St.	4	2	
										270	N	N.C. A&T	5	2	
										274	N	Prairie View	3	4	
										282	N	Southern U.	6	3	
										285	N	Ark.-Pine Bluff	2	5	
										286	N	South Carolina St.	3	5	
LAST 10 GAMES															
Non-Div. I Games:	Huntingdon	4	5	Kentucky St.	2	4	Birmingham-So.	0	6	Albany St. (GA)	8	7			
	Ala.-Huntsville	3	6	Ala.-Huntsville	2	8	Centre	3	2	Case	Alabama A&M	1	0		

Average RPI Win: 274		WON-LOST	WINNING	LAST 10	STRENGTH OF		OPP. STRENGTH	TEAM	ADJ	CONF.	ADJ CONF.
Average RPI Loss: 234		RECORD	PCT. RANK	GAMES	SCHEDULE		OF SCHEDULE	RPI	RPI	RPI	RPI
DIV. I ONLY		3-16-0	.15789	278	2-6-0		285	286	288	.28568	288
DIV. I NON-CONF.		1-8-0	.11111	280	0-0-0		278	274	285	.32677	284
TOTALS		RPI 1-25	RPI 26-50		W-L RECORDS		RPI 51-100		RPI 101-150		RPI 150+
3-16-0		0-0-0	0-0-0		OVERALL		0-0-0		0-1-0		3-15-0
0-1-0		0-0-0	0-0-0		HOME		0-0-0		0-0-0		0-1-0
1-6-0		0-0-0	0-0-0		AWAY		0-0-0		0-1-0		1-5-0
2-9-0		0-0-0	0-0-0		NEUTRAL		0-0-0		0-0-0		2-9-0
1-8-0		0-0-0	0-0-0		NON-CONFERENCE		0-0-0		0-1-0		1-7-0
0-1-0		0-0-0	0-0-0		HOME		0-0-0		0-0-0		0-1-0
0-1-0		0-0-0	0-0-		AWAY		0-0-0		0-1-0		0-0-0
1-6-0		0-0-0	0-0-0		NEUTRAL		0-0-0		0-0-0		1-6-0
2-8-0		0-0-0	0-0-0		CONFERENCE		0-0-0		0-0-0		2-8-0
0-0-0		0-0-0	0-0-0		HOME		0-0-0		0-0-0		0-0-0
1-5-0		0-0-0	0-0-0		AWAY		0-0-0		0-0-0		1-5-0
1-3-0		0-0-0	0-0-0		NEUTRAL		0-0-0		0-0-0		1-3-0
RPI S	Opponent	Score	RPI S	Opponent	Score	RPI S	Opponent	Score	RPI S	Opponent	Score
									149 A	La.-Monroe	3 12
									168 N	SIU Edwardsville	2 12
									174 N	Mississippi Val.	0 6
									193 H	Texas-Arlington	0 14
									211 N	Florida A&M	2 11
									219 N	Northwestern St.	1 10
									230 N	Southeast Mo. St.	8 15
									230 N	Southeast Mo. St.	3 21
									241 N	Jackson St.	4 11
									259 N	Savannah St.	4 1
									266 N	Alabama St.	1 11
									270 N	N.C. A&T	3 15
									274 A	Prairie View	0 3
									274 A	Prairie View	5 6
									274 A	Prairie View	0 6
									278 N	Alcorn St.	4 3
									285 A	Ark.-Pine Bluff	5 6
									285 A	Ark.-Pine Bluff	4 5
									285 A	Ark.-Pine Bluff	8 5
LAST 10 GAMES											
						274 A	Prairie View	0 6	285 A	Ark.-Pine Bluff	5 6
						274 A	Prairie View	5 6	241 N	Jackson St.	4 11
						274 A	Prairie View	0 3	278 N	Alcorn St.	4 3
						285 A	Ark.-Pine Bluff	8 5	266 N	Alabama St.	1 11
						285 A	Ark.-Pine Bluff	4 5	174 N	Mississippi Val.	0 6
Non-Div. I Games:		LSU-Alexandria	2 3	Texas Col.	7 4	LSU-Alexandria		12 6	Texas Col.		6 0
		Texas Col.	17 3	Texas Col.	15 0				Grambling		

Average RPI Win:	0	WON-LOST	WINNING	LAST 10	STRENGTH OF	OPP. STRENGTH	TEAM	ADJ	CONF.	ADJ CONF.	
Average RPI Loss:	258	RECORD	PCT. RANK	GAMES	SCHEDULE	OF SCHEDULE	RPI	RPI	RPI	RPI	
DIV. I ONLY		0-22-0	0 289	0-10-0	288	288	289	.19075 289	30	30	
DIV. I NON-CONF.		0-3-0	0 286	0-0-0	250	234	286	.31985 286	30	30	
TOTALS	RPI 1-25		RPI 26-50	W-L RECORDS		RPI 51-100		RPI 101-150		RPI 150+	
0-22-0	0-0-0		0-0-0	OVERALL		0-0-0		0-2-0		0-20-0	
0-8-0	0-0-0		0-0-0	HOME		0-0-0		0-0-0		0-8-0	
0-9-0	0-0-0		0-0-0	AWAY		0-0-0		0-0-0		0-9-0	
0-5-0	0-0-0		0-0-0	NEUTRAL		0-0-0		0-2-0		0-3-0	
0-3-0	0-0-0		0-0-0	NON-CONFERENCE		0-0-0		0-2-0		0-1-0	
0-0-0	0-0-0		0-0-0	HOME		0-0-0		0-0-0		0-0-0	
0-1-0	0-0-0		0-0-	AWAY		0-0-0		0-0-0		0-1-0	
0-2-0	0-0-0		0-0-0	NEUTRAL		0-0-0		0-2-0		0-0-0	
0-19-0	0-0-0		0-0-0	CONFERENCE		0-0-0		0-0-0		0-19-0	
0-8-0	0-0-0		0-0-0	HOME		0-0-0		0-0-0		0-8-0	
0-8-0	0-0-0		0-0-0	AWAY		0-0-0		0-0-0		0-8-0	
0-3-0	0-0-0		0-0-0	NEUTRAL		0-0-0		0-0-0		0-3-0	
RPI S	Opponent	Score	RPI S	Opponent	Score	RPI S	Opponent	Score	RPI S	Opponent	Score
									126 N	Central Conn. St.	0 7
									126 N	Central Conn. St.	0 9
									257 H	Norfolk St.	2 4
									257 H	Norfolk St.	0 10
									257 H	Norfolk St.	0 8
									259 H	Savannah St.	1 10
									259 H	Savannah St.	0 8
									261 A	Hampton	1 9
									261 N	Hampton	0 9
									269 A	Coppin St.	1 5
									269 A	Coppin St.	1 9
									269 A	Coppin St.	0 5
									270 A	N.C. A&T	5 11
									270 A	N.C. A&T	3 7
									278 A	Alcorn St.	3 13
									279 H	Howard	8 12
									279 H	Howard	1 4
									279 H	Howard	2 4
									284 N	N.C. Central	7 13
									284 N	N.C. Central	2 6
									286 A	South Carolina St.	4 5
									286 A	South Carolina St.	3 7
				LAST 10 GAMES							
				257 H Norfolk St.	2 4				269 A Coppin St.	1 5	
				257 H Norfolk St.	0 10				279 H Howard	8 12	
				257 H Norfolk St.	0 8				279 H Howard	2 4	
				269 A Coppin St.	1 9				279 H Howard	1 4	
				269 A Coppin St.	0 5				270 A N.C. A&T	3 7	
Non-Div. I Games:	Goldey-Beacom	7 14	Goldey-Beacom	4 10	Miles	11 19	Stillman	9 17	Md.-East. Shore		

Md.-East. Shore