

Average RPI Win:		61	WON-LOST RECORD		WINNING PCT. RANK		LAST 10 GAMES		STRENGTH OF SCHEDULE		OPP. STRENGTH OF SCHEDULE		TEAM RPI		ADJ RPI		CONF. RPI		ADJ CONF. RPI	
Average RPI Loss:		2																		
DIV. I ONLY			29-2-0		.93548		3		8-2-0		1		2		1		.75305		1	
DIV. I NON-CONF.			27-0-0		1		1		6-0-0		9		2		1		.74681		1	
TOTALS		RPI 1-25		RPI 26-50		W-L RECORDS		RPI 51-100		RPI 101-150		RPI 150+								
29-2-0		12-2-0		2-0-0		OVERALL		8-0-0		5-0-0		2-0-0								
12-2-0		6-2-0		0-0-0		HOME		3-0-0		2-0-0		1-0-0								
5-0-0		1-0-0		1-0-0		AWAY		1-0-0		2-0-0		0-0-0								
12-0-0		5-0-0		1-0-0		NEUTRAL		4-0-0		1-0-0		1-0-0								
27-0-0		10-0-0		2-0-0		NON-CONFERENCE		8-0-0		5-0-0		2-0-0								
11-0-0		5-0-0		0-0-0		HOME		3-0-0		2-0-0		1-0-0								
4-0-0		0-0-0		1-0-		AWAY		1-0-0		2-0-0		0-0-0								
12-0-0		5-0-0		1-0-0		NEUTRAL		4-0-0		1-0-0		1-0-0								
2-2-0		2-2-0		0-0-0		CONFERENCE		0-0-0		0-0-0		0-0-0								
1-2-0		1-2-0		0-0-0		HOME		0-0-0		0-0-0		0-0-0								
1-0-0		1-0-0		0-0-0		AWAY		0-0-0		0-0-0		0-0-0								
0-0-0		0-0-0		0-0-0		NEUTRAL		0-0-0		0-0-0		0-0-0								
RPI	S	Opponent		Score		RPI	S	Opponent		Score		RPI	S	Opponent		Score				
2	H	LSU		3 10		41	N	Fresno St.		4 1		56	H	Illinois St.		4 1				
2	H	LSU		10 14		50	A	South Fla.		10 5		56	N	Illinois St.		8 0				
2	H	LSU		4 3								59	N	San Jose St.		9 1				
3	N	Michigan		2 1								68	A	Long Beach St.		10 1				
3	N	Michigan		7 4								87	H	Mercer		10 3				
5	A	Alabama		1 0								87	H	Mercer		20 3				
7	N	Oregon		3 0								88	N	Cal Poly		6 1				
7	N	Oregon		5 1								95	N	UC Davis		9 0				
8	H	Kansas		7 1																
9	N	Arizona		10 0																
22	H	North Carolina St.		1 0																
22	H	North Carolina St.		3 0																
22	H	North Carolina St.		5 3																
24	H	UCF		2 1																
LAST 10 GAMES																				
5	A	Alabama		1 0		9	N	Arizona		10 0										
2	H	LSU		3 10		7	N	Oregon		5 1										
2	H	LSU		10 14		59	N	San Jose St.		9 1										
2	H	LSU		4 3		3	N	Michigan		7 4										
41	N	Fresno St.		4 1		68	A	Long Beach St.		10 1										

Non-Div. I Games:

Florida

LSU

LSU

Average RPI Win:		71	WON-LOST RECORD		WINNING PCT. RANK		LAST 10 GAMES		STRENGTH OF SCHEDULE		OPP. STRENGTH OF SCHEDULE		TEAM RPI	ADJ RPI		CONF. RPI	ADJ CONF. RPI						
DIV. I ONLY			28-4-0		.875		6		9-1-0		7		1		3	.72178		3	6	5			
DIV. I NON-CONF.			25-4-0		.86207		12		6-1-0		6		1		3	.7205		3	5	5			
TOTALS		RPI 1-25		RPI 26-50		W-L RECORDS		RPI 51-100		RPI 101-150		RPI 150+											
28-4-0		7-3-0		8-0-0		OVERALL		6-1-0		3-0-0		4-0-0											
3-1-0		0-0-0		0-0-0		HOME		2-1-0		0-0-0		1-0-0											
11-0-0		6-0-0		5-0-0		AWAY		0-0-0		0-0-0		0-0-0											
14-3-0		1-3-0		3-0-0		NEUTRAL		4-0-0		3-0-0		3-0-0											
25-4-0		7-3-0		5-0-0		NON-CONFERENCE		6-1-0		3-0-0		4-0-0											
3-1-0		0-0-0		0-0-0		HOME		2-1-0		0-0-0		1-0-0											
8-0-0		6-0-0		2-0-0		AWAY		0-0-0		0-0-0		0-0-0											
14-3-0		1-3-0		3-0-0		NEUTRAL		4-0-0		3-0-0		3-0-0											
3-0-0		0-0-0		3-0-0		CONFERENCE		0-0-0		0-0-0		0-0-0											
0-0-0		0-0-0		0-0-0		HOME		0-0-0		0-0-0		0-0-0											
3-0-0		0-0-0		3-0-0		AWAY		0-0-0		0-0-0		0-0-0											
0-0-0		0-0-0		0-0-0		NEUTRAL		0-0-0		0-0-0		0-0-0											
RPI	S	Opponent		Score		RPI	S	Opponent		Score		RPI	S	Opponent		Score		RPI	S	Opponent		Score	
1	N	Florida		1	2	30	N	San Diego St.		10	2	54	H	Kent St.		0	3	107	N	Binghamton		15	0
1	N	Florida		4	7	33	N	Western Ky.		8	0	54	H	Kent St.		10	1	117	N	Georgia Tech		10	0
5	A	Alabama		4	1	35	N	James Madison		10	0	54	H	Kent St.		4	1	117	N	Georgia Tech		10	2
5	A	Alabama		8	2	43	A	Ohio St.		13	1	56	N	Illinois St.		4	1	190	N	Toledo		20	5
6	A	Florida St.		6	5	43	A	Ohio St.		20	0	59	N	San Jose St.		9	1	190	N	Toledo		9	0
6	A	Florida St.		2	1	43	A	Ohio St.		13	1	75	N	Lipscomb		7	1	228	H	Bowling Green		8	1
13	A	Arizona St.		7	5	47	A	Cal St. Fullerton		9	0	75	N	Lipscomb		13	1	256	N	Hampton		9	2
13	A	Arizona St.		6	2	50	A	South Fla.		4	3												
13	N	Arizona St.		0	2																		
25	N	Baylor		11	1																		
						LAST 10 GAMES																	
						43 A Ohio St.						20	0	54 H Kent St.						0	3		
						43 A Ohio St.						13	1	54 H Kent St.						10	1		
						43 A Ohio St.						13	1	30 N San Diego St.						10	2		
						228 H Bowling Green						8	1	25 N Baylor						11	1		
						54 H Kent St.						4	1	59 N San Jose St.						9	1		

Non-Div. I Games:

Michigan

Average RPI Win:	75	WON-LOST RECORD	WINNING PCT. RANK	LAST 10 GAMES	STRENGTH OF SCHEDULE	OPP. STRENGTH OF SCHEDULE	TEAM RPI	ADJ RPI	CONF. RPI	ADJ CONF. RPI		
DIV. I ONLY		32-2-0	.94118	2	9-1-0	19	18	4	.70553	4	1	1
DIV. I NON-CONF.		26-2-0	.92857	5	3-1-0	21	27	5	.68883	4	1	1
<hr/>												
TOTALS	RPI 1-25	RPI 26-50		W-L RECORDS		RPI 51-100		RPI 101-150		RPI 150+		
32-2-0	5-0-0	8-1-0		OVERALL		11-0-0		4-1-0		4-0-0		
20-0-0	3-0-0	6-0-0		HOME		5-0-0		2-0-0		4-0-0		
5-1-0	0-0-0	1-1-0		AWAY		4-0-0		0-0-0		0-0-0		
7-1-0	2-0-0	1-0-0		NEUTRAL		2-0-0		2-1-0		0-0-0		
26-2-0	2-0-0	8-1-0		NON-CONFERENCE		8-0-0		4-1-0		4-0-0		
17-0-0	0-0-0	6-0-0		HOME		5-0-0		2-0-0		4-0-0		
2-1-0	0-0-0	1-0-		AWAY		1-0-0		0-0-0		0-0-0		
7-1-0	2-0-0	1-0-0		NEUTRAL		2-0-0		2-1-0		0-0-0		
6-0-0	3-0-0	0-0-0		CONFERENCE		3-0-0		0-0-0		0-0-0		
3-0-0	3-0-0	0-0-0		HOME		0-0-0		0-0-0		0-0-0		
3-0-0	0-0-0	0-0-0		AWAY		3-0-0		0-0-0		0-0-0		
0-0-0	0-0-0	0-0-0		NEUTRAL		0-0-0		0-0-0		0-0-0		
RPI	S	Opponent	Score	RPI	S	Opponent	Score	RPI	S	Opponent	Score	
9	N	Arizona	20 2	34	H	Georgia St.	20 8	51	A	Ole Miss	7 3	
13	N	Arizona St.	7 4	34	H	Georgia St.	10 0	51	A	Ole Miss	14 3	
20	H	Kentucky	4 1	36	H	SIUE	8 5	51	A	Ole Miss	10 2	
20	H	Kentucky	9 7	40	H	Chattanooga	12 1	52	N	Marshall	5 4	
20	H	Kentucky	5 0	43	H	Ohio St.	14 2	58	H	Samford	13 0	
				44	H	UAB	11 2	61	A	Troy	2 0	
				47	A	Cal St. Fullerton	2 3	61	H	Troy	15 5	
				50	A	South Fla.	6 2	68	N	Long Beach St.	8 7	
				50	N	South Fla.	8 0	71	H	Texas St.	6 2	
								87	H	Mercer	9 1	
								87	H	Mercer	7 3	
<hr/>												
LAST 10 GAMES												
20	H	Kentucky	9 7	51	A	Ole Miss	14 3					
20	H	Kentucky	4 1	61	A	Troy	2 0					
20	H	Kentucky	5 0	13	N	Arizona St.	7 4					
51	A	Ole Miss	10 2	9	N	Arizona	20 2					
51	A	Ole Miss	7 3	47	A	Cal St. Fullerton	2 3					

Non-Div. I Games:

Auburn

Average RPI Win: 67		WON-LOST RECORD		WINNING PCT. RANK		LAST 10 GAMES		STRENGTH OF SCHEDULE		OPP. STRENGTH OF SCHEDULE		TEAM RPI		ADJ RPI		CONF. RPI		ADJ CONF. RPI					
DIV. I ONLY		21-6-0		.77778		25		8-2-0		2		6		5		.6926		5		1		1	
DIV. I NON-CONF.		16-4-0		.8		25		3-0-0		8		4		4		.67863		5		1		1	
TOTALS		RPI 1-25		RPI 26-50		W-L RECORDS		RPI 51-100		RPI 101-150		RPI 150+											
21-6-0		4-5-0		3-0-0		OVERALL		9-1-0		5-0-0		0-0-0											
8-4-0		2-4-0		2-0-0		HOME		4-0-0		0-0-0		0-0-0											
5-2-0		2-1-0		1-0-0		AWAY		2-1-0		0-0-0		0-0-0											
8-0-0		0-0-0		0-0-0		NEUTRAL		3-0-0		5-0-0		0-0-0											
16-4-0		2-3-0		3-0-0		NON-CONFERENCE		6-1-0		5-0-0		0-0-0											
5-3-0		2-3-0		2-0-0		HOME		1-0-0		0-0-0		0-0-0											
3-1-0		0-0-0		1-0-		AWAY		2-1-0		0-0-0		0-0-0											
8-0-0		0-0-0		0-0-0		NEUTRAL		3-0-0		5-0-0		0-0-0											
5-2-0		2-2-0		0-0-0		CONFERENCE		3-0-0		0-0-0		0-0-0											
3-1-0		0-1-0		0-0-0		HOME		3-0-0		0-0-0		0-0-0											
2-1-0		2-1-0		0-0-0		AWAY		0-0-0		0-0-0		0-0-0											
0-0-0		0-0-0		0-0-0		NEUTRAL		0-0-0		0-0-0		0-0-0											
RPI	S	Opponent		Score		RPI	S	Opponent		Score		RPI	S	Opponent		Score							
1	H	Florida		0 1		26	A	South Ala.		2 1		51	H	Ole Miss		7 0							
3	H	Michigan		1 4		34	H	Georgia St.		9 1		51	H	Ole Miss		10 0							
3	H	Michigan		2 8		35	H	James Madison		6 4		51	H	Ole Miss		6 0							
14	H	La.-Lafayette		5 1								58	A	Samford		7 1							
14	H	La.-Lafayette		1 2								73	A	Stanford		15 6							
14	H	La.-Lafayette		3 2								73	A	Stanford		1 4							
19	A	Georgia		6 7								75	H	Lipscomb		6 1							
19	A	Georgia		4 2								76	N	McNeese St.		4 0							
19	A	Georgia		7 4								88	N	Cal Poly		1 0							
												97	N	Houston		6 2							
LAST 10 GAMES																							
1	H	Florida		0 1		51	H	Ole Miss		10 0													
34	H	Georgia St.		9 1		51	H	Ole Miss		7 0													
19	A	Georgia		4 2		51	H	Ole Miss		6 0													
19	A	Georgia		6 7		14	H	La.-Lafayette		3 2													
19	A	Georgia		7 4		14	H	La.-Lafayette		5 1													

Non-Div. I Games:

Alabama

Average RPI Win:	85	WON-LOST	WINNING	LAST 10	STRENGTH OF	OPP. STRENGTH	TEAM	ADJ	CONF.	ADJ CONF.				
Average RPI Loss:	19	RECORD	PCT. RANK	GAMES	SCHEDULE	OF SCHEDULE	RPI	RPI	RPI	RPI				
DIV. I ONLY		26-7-0	.78788	22	8-2-0	9	7	7	.67994	6	4	4		
DIV. I NON-CONF.		18-6-0	.75	38	3-1-0	12	9	13	.65574	10	4	4		
<hr/>														
TOTALS	RPI 1-25	RPI 26-50		W-L RECORDS		RPI 51-100		RPI 101-150		RPI 150+				
26-7-0	4-6-0	8-0-0		OVERALL		6-1-0		5-0-0		3-0-0				
13-5-0	3-4-0	1-0-0		HOME		6-1-0		2-0-0		1-0-0				
6-0-0	0-0-0	5-0-0		AWAY		0-0-0		0-0-0		1-0-0				
7-2-0	1-2-0	2-0-0		NEUTRAL		0-0-0		3-0-0		1-0-0				
18-6-0	2-5-0	5-0-0		NON-CONFERENCE		3-1-0		5-0-0		3-0-0				
8-4-0	1-3-0	1-0-0		HOME		3-1-0		2-0-0		1-0-0				
3-0-0	0-0-0	2-0-		AWAY		0-0-0		0-0-0		1-0-0				
7-2-0	1-2-0	2-0-0		NEUTRAL		0-0-0		3-0-0		1-0-0				
8-1-0	2-1-0	3-0-0		CONFERENCE		3-0-0		0-0-0		0-0-0				
5-1-0	2-1-0	0-0-0		HOME		3-0-0		0-0-0		0-0-0				
3-0-0	0-0-0	3-0-0		AWAY		0-0-0		0-0-0		0-0-0				
0-0-0	0-0-0	0-0-0		NEUTRAL		0-0-0		0-0-0		0-0-0				
<hr/>														
RPI	S	Opponent	Score		RPI	S	Opponent	Score		RPI	S	Opponent	Score	
3	H	Michigan	5	6	28	N	Hofstra	2	1	60	H	USC Upstate	2	0
3	H	Michigan	1	2	32	N	South Carolina	4	3	61	H	Troy	4	6
11	N	California	6	7	33	H	Western Ky.	2	1	62	H	Nebraska	3	2
12	N	UCLA	5	1	37	A	Fla. Atlantic	1	0	62	H	Nebraska	4	1
17	H	Notre Dame	4	1	37	A	Fla. Atlantic	12	0	84	H	Boston College	5	1
17	H	Notre Dame	7	3	39	A	Virginia Tech	5	2	84	H	Boston College	2	1
17	H	Notre Dame	0	12	39	A	Virginia Tech	7	6	84	H	Boston College	5	0
18	N	Tennessee	1	4	39	A	Virginia Tech	7	5					
20	H	Kentucky	3	2										
20	H	Kentucky	1	3										
<hr/>														
LAST 10 GAMES														
39 A Virginia Tech					5	2	17 H Notre Dame					0	12	
39 A Virginia Tech					7	5	17 H Notre Dame					4	1	
39 A Virginia Tech					7	6	17 H Notre Dame					7	3	
61 H Troy					4	6	60 H USC Upstate					2	0	
249 H Colgate					8	0	37 A Fla. Atlantic					12	0	

Non-Div. I Games:

Florida St.

Average RPI Win: 83		WON-LOST	WINNING	LAST 10	STRENGTH OF		OPP. STRENGTH	TEAM	ADJ	CONF.	ADJ CONF.
Average RPI Loss: 9		RECORD	PCT. RANK	GAMES	SCHEDULE		OF SCHEDULE	RPI	RPI	RPI	RPI
DIV. I ONLY		25-3-0	.89286	5	24		5	6	.67844	7	2
DIV. I NON-CONF.		20-3-0	.86957	10	29		3	10	.65739	9	2
TOTALS		RPI 1-25	RPI 26-50		W-L RECORDS		RPI 51-100		RPI 101-150		RPI 150+
25-3-0	2-3-0	10-0-0		OVERALL		6-0-0		3-0-0		4-0-0	
3-0-0	0-0-0	3-0-0		HOME		0-0-0		0-0-0		0-0-0	
7-1-0	2-1-0	3-0-0		AWAY		2-0-0		0-0-0		0-0-0	
15-2-0	0-2-0	4-0-0		NEUTRAL		4-0-0		3-0-0		4-0-0	
20-3-0	2-3-0	5-0-0		NON-CONFERENCE		6-0-0		3-0-0		4-0-0	
0-0-0	0-0-0	0-0-0		HOME		0-0-0		0-0-0		0-0-0	
5-1-0	2-1-0	1-0-		AWAY		2-0-0		0-0-0		0-0-0	
15-2-0	0-2-0	4-0-0		NEUTRAL		4-0-0		3-0-0		4-0-0	
5-0-0	0-0-0	5-0-0		CONFERENCE		0-0-0		0-0-0		0-0-0	
3-0-0	0-0-0	3-0-0		HOME		0-0-0		0-0-0		0-0-0	
2-0-0	0-0-0	2-0-0		AWAY		0-0-0		0-0-0		0-0-0	
0-0-0	0-0-0	0-0-0		NEUTRAL		0-0-0		0-0-0		0-0-0	
RPI S	Opponent	Score		RPI S	Opponent	Score		RPI S	Opponent	Score	
1 N	Florida	0	3	29 N	Northwestern	8	0	68 N	Long Beach St.	12	3
1 N	Florida	1	5	30 A	San Diego St.	7	3	88 N	Cal Poly	8	0
15 A	Texas A&M	5	1	31 A	Utah	4	2	92 N	Tulsa	4	2
25 A	Baylor	4	1	31 A	Utah	15	9	93 N	North Texas	9	0
25 A	Baylor	1	2	38 N	North Carolina	8	5	97 A	Houston	10	5
				41 H	Oregon St.	10	0	97 A	Houston	2	0
				41 H	Oregon St.	23	12				
				41 H	Oregon St.	9	0				
				41 N	Fresno St.	3	0				
				48 N	Texas	9	0				
				LAST 10 GAMES							
				31 A	Utah	15	9	68 N	Long Beach St.	12	3
				31 A	Utah	4	2	101 N	Iowa	2	1
				41 H	Oregon St.	9	0	131 N	Pacific	9	7
				41 H	Oregon St.	23	12	41 N	Fresno St.	3	0
				41 H	Oregon St.	10	0	1 N	Florida	1	5

Non-Div. I Games:

Oregon

Average RPI Win: 110		WON-LOST RECORD	WINNING PCT. RANK	LAST 10 GAMES	STRENGTH OF SCHEDULE	OPP. STRENGTH OF SCHEDULE	TEAM RPI	ADJ RPI	CONF. RPI	ADJ CONF. RPI	
Average RPI Loss: 21											
DIV. I ONLY		29-2-0	.93548 3	10-0-0	45	64	8	.66337 8	3	3	
DIV. I NON-CONF.		29-2-0	.93548 4	10-0-0	33	59	8	.66337 8	3	3	
TOTALS		RPI 1-25	RPI 26-50		W-L RECORDS		RPI 51-100		RPI 101-150		RPI 150+
29-2-0	0-1-0	5-1-0		OVERALL		12-0-0		3-0-0		9-0-0	
8-0-0	0-0-0	2-0-0		HOME		1-0-0		1-0-0		4-0-0	
5-1-0	0-1-0	1-0-0		AWAY		3-0-0		1-0-0		0-0-0	
16-1-0	0-0-0	2-1-0		NEUTRAL		8-0-0		1-0-0		5-0-0	
29-2-0	0-1-0	5-1-0		NON-CONFERENCE		12-0-0		3-0-0		9-0-0	
8-0-0	0-0-0	2-0-0		HOME		1-0-0		1-0-0		4-0-0	
5-1-0	0-1-0	1-0-		AWAY		3-0-0		1-0-0		0-0-0	
16-1-0	0-0-0	2-1-0		NEUTRAL		8-0-0		1-0-0		5-0-0	
0-0-0	0-0-0	0-0-0		CONFERENCE		0-0-0		0-0-0		0-0-0	
0-0-0	0-0-0	0-0-0		HOME		0-0-0		0-0-0		0-0-0	
0-0-0	0-0-0	0-0-0		AWAY		0-0-0		0-0-0		0-0-0	
0-0-0	0-0-0	0-0-0		NEUTRAL		0-0-0		0-0-0		0-0-0	
RPI S	Opponent	Score		RPI S	Opponent	Score		RPI S	Opponent	Score	
1 A	Florida	1	7	34 H	Georgia St.	8	6	53 A	New Mexico St.	6	0
				34 H	Georgia St.	5	4	53 A	New Mexico St.	25	12
				37 A	Fla. Atlantic	7	6	56 N	Illinois St.	4	2
				40 N	Chattanooga	11	3	56 N	Illinois St.	10	2
				40 N	Chattanooga	11	1	66 N	Arkansas	4	3
				40 N	Chattanooga	0	4	77 N	Penn St.	8	0
								79 N	Weber St.	5	1
								79 N	Weber St.	6	3
								87 N	Mercer	2	0
								90 A	North Florida	1	0
								94 H	Idaho St.	10	2
								96 N	La Salle	8	1
								116 A	Stetson	10	1
								117 N	Georgia Tech	4	2
								147 H	Indiana St.	5	4
								156 N	Liberty	10	4
								160 H	UMKC	5	2
								172 H	Omaha	5	4
								182 N	LIU Brooklyn	8	0
								183 N	Stony Brook	5	4
								195 H	Eastern Mich.	13	2
								199 N	Bradley	8	0
								210 H	Northern Colo.	5	0
								286 N	Siena	9	7
LAST 10 GAMES				34 H	Georgia St.	5	4	172 H	Omaha	5	4
				34 H	Georgia St.	8	6	94 H	Idaho St.	10	2
				160 H	UMKC	5	2	210 H	Northern Colo.	5	0
				195 H	Eastern Mich.	13	2	40 N	Chattanooga	11	3
				147 H	Indiana St.	5	4	116 A	Stetson	10	1

Non-Div. I Games:

Kansas

Average RPI Win:		105	WON-LOST RECORD		WINNING PCT. RANK		LAST 10 GAMES		STRENGTH OF SCHEDULE		OPP. STRENGTH OF SCHEDULE		TEAM RPI		ADJ RPI		CONF. RPI		ADJ CONF. RPI					
DIV. I ONLY			27-7-0		.79412 20		8-2-0		14		32		10		.66259 9		2 2							
DIV. I NON-CONF.			25-6-0		.80645 24		6-1-0		14		33		12		.65324 12		2 2							
TOTALS		RPI 1-25		RPI 26-50		W-L RECORDS		RPI 51-100		RPI 101-150		RPI 150+												
27-7-0		3-7-0		3-0-0		OVERALL		7-0-0		7-0-0		7-0-0												
17-0-0		0-0-0		0-0-0		HOME		4-0-0		6-0-0		7-0-0												
5-1-0		2-1-0		1-0-0		AWAY		2-0-0		0-0-0		0-0-0												
5-6-0		1-6-0		2-0-0		NEUTRAL		1-0-0		1-0-0		0-0-0												
25-6-0		1-6-0		3-0-0		NON-CONFERENCE		7-0-0		7-0-0		7-0-0												
17-0-0		0-0-0		0-0-0		HOME		4-0-0		6-0-0		7-0-0												
3-0-0		0-0-0		1-0-		AWAY		2-0-0		0-0-0		0-0-0												
5-6-0		1-6-0		2-0-0		NEUTRAL		1-0-0		1-0-0		0-0-0												
2-1-0		2-1-0		0-0-0		CONFERENCE		0-0-0		0-0-0		0-0-0												
0-0-0		0-0-0		0-0-0		HOME		0-0-0		0-0-0		0-0-0												
2-1-0		2-1-0		0-0-0		AWAY		0-0-0		0-0-0		0-0-0												
0-0-0		0-0-0		0-0-0		NEUTRAL		0-0-0		0-0-0		0-0-0												
RPI	S	Opponent		Score		RPI	S	Opponent		Score		RPI	S	Opponent		Score								
1	N	Florida		0	10	29	N	Northwestern		7	6	53	A	New Mexico St.		11	6	105	H	Drake		6	1	
2	N	LSU		3	4	30	A	San Diego St.		6	1	53	A	New Mexico St.		14	2	105	H	Drake		8	0	
4	N	Auburn		2	20	41	N	Fresno St.		7	1	59	H	San Jose St.		9	1	127	H	Colorado St.		6	3	
10	N	Missouri		2	3							63	H	UC Riverside		10	2	132	N	UConn		12	0	
11	A	California		4	3							67	H	UNLV		16	6	145	H	Oklahoma St.		5	0	
11	A	California		9	2							67	H	UNLV		8	3	145	H	Oklahoma St.		4	3	
11	A	California		4	7							68	N	Long Beach St.		2	1	145	H	Oklahoma St.		12	2	
20	N	Kentucky		2	5													162	H	Texas-Arlington		10	2	
23	N	Oklahoma		5	4													178	H	Loyola Marymount		10	1	
25	N	Baylor		1	9													187	H	UTEP		9	1	
																		193	H	Bryant		18	1	
																		193	H	Bryant		6	5	
																		213	H	Loyola Chicago		6	2	
																		219	H	Wright St.		22	1	
LAST 10 GAMES																								
						53	A	New Mexico St.		14	2	11	A	California		4	7							
						53	A	New Mexico St.		11	6	11	A	California		9	2							
						30	A	San Diego St.		6	1	25	N	Baylor		1	9							
						132	N	UConn		12	0	41	N	Fresno St.		7	1							
						11	A	California		4	3	68	N	Long Beach St.		2	1							

Non-Div. I Games:

Arizona

Average RPI Win: 83		WON-LOST	WINNING	LAST 10	STRENGTH OF	OPP. STRENGTH	TEAM	ADJ	CONF.	ADJ CONF.							
Average RPI Loss: 18		RECORD	PCT. RANK	GAMES	SCHEDULE	OF SCHEDULE	RPI	RPI	RPI	RPI							
DIV. I ONLY		20-5-0	.8	16	8-2-0	16	11	9	.66144	10	1	1					
DIV. I NON-CONF.		16-3-0	.84211	15	6-0-0	23	22	11	.65146	13	1	1					
<hr/>																	
TOTALS		RPI 1-25		RPI 26-50		W-L RECORDS		RPI 51-100		RPI 101-150		RPI 150+					
20-5-0		3-5-0		7-0-0		OVERALL		5-0-0		1-0-0		4-0-0					
2-0-0		0-0-0		0-0-0		HOME		0-0-0		0-0-0		2-0-0					
5-2-0		2-2-0		3-0-0		AWAY		0-0-0		0-0-0		0-0-0					
13-3-0		1-3-0		4-0-0		NEUTRAL		5-0-0		1-0-0		2-0-0					
16-3-0		2-3-0		4-0-0		NON-CONFERENCE		5-0-0		1-0-0		4-0-0					
2-0-0		0-0-0		0-0-0		HOME		0-0-0		0-0-0		2-0-0					
1-0-0		1-0-0		0-0-		AWAY		0-0-0		0-0-0		0-0-0					
13-3-0		1-3-0		4-0-0		NEUTRAL		5-0-0		1-0-0		2-0-0					
4-2-0		1-2-0		3-0-0		CONFERENCE		0-0-0		0-0-0		0-0-0					
0-0-0		0-0-0		0-0-0		HOME		0-0-0		0-0-0		0-0-0					
4-2-0		1-2-0		3-0-0		AWAY		0-0-0		0-0-0		0-0-0					
0-0-0		0-0-0		0-0-0		NEUTRAL		0-0-0		0-0-0		0-0-0					
RPI	S	Opponent		Score		RPI	S	Opponent		Score		RPI	S	Opponent		Score	
9	N	Arizona		3	2	32	A	South Carolina		8	0	68	N	Long Beach St.		6	2
12	N	UCLA		0	8	32	A	South Carolina		4	2	74	N	Maryland		5	1
17	N	Notre Dame		2	3	32	A	South Carolina		9	3	75	N	Lipscomb		10	2
18	A	Tennessee		7	10	40	N	Chattanooga		6	1	77	N	Penn St.		11	7
18	A	Tennessee		4	12	46	N	Louisville		5	1	86	N	Fordham		7	5
18	A	Tennessee		9	8	47	N	Cal St. Fullerton		10	2						
22	A	North Carolina St.		13	3	48	N	Texas		4	3						
24	N	UCF		0	1												
<hr/>																	
LAST 10 GAMES																	
18	A	Tennessee		7	10	75	N	Lipscomb		10	2						
18	A	Tennessee		9	8	86	N	Fordham		7	5						
18	A	Tennessee		4	12	250	H	Southeast Mo. St.		10	1						
22	A	North Carolina St.		13	3	250	H	Southeast Mo. St.		2	1						
111	N	Longwood		12	4	32	A	South Carolina		8	0						

Non-Div. I Games:

Missouri

Average RPI Win:		85	WON-LOST RECORD		WINNING PCT. RANK	LAST 10 GAMES		STRENGTH OF SCHEDULE		OPP. STRENGTH OF SCHEDULE		TEAM RPI	ADJ RPI	CONF. RPI	ADJ CONF. RPI
Average RPI Loss:		15													
DIV. I ONLY			23-6-0		.7931	21 5-5-0		18		8		11	.65686	11	2
DIV. I NON-CONF.			21-2-0		.91304	7 3-1-0		26		35		7	.66371	7	2
TOTALS		RPI 1-25	RPI 26-50		W-L RECORDS		RPI 51-100		RPI 101-150		RPI 150+				
23-6-0		4-5-0	3-1-0		OVERALL		9-0-0		4-0-0		3-0-0				
1-3-0		1-3-0	0-0-0		HOME		0-0-0		0-0-0		0-0-0				
4-2-0		1-2-0	1-0-0		AWAY		1-0-0		0-0-0		1-0-0				
18-1-0		2-0-0	2-1-0		NEUTRAL		8-0-0		4-0-0		2-0-0				
21-2-0		2-1-0	3-1-0		NON-CONFERENCE		9-0-0		4-0-0		3-0-0				
0-1-0		0-1-0	0-0-0		HOME		0-0-0		0-0-0		0-0-0				
3-0-0		0-0-0	1-0-		AWAY		1-0-0		0-0-0		1-0-0				
18-1-0		2-0-0	2-1-0		NEUTRAL		8-0-0		4-0-0		2-0-0				
2-4-0		2-4-0	0-0-0		CONFERENCE		0-0-0		0-0-0		0-0-0				
1-2-0		1-2-0	0-0-0		HOME		0-0-0		0-0-0		0-0-0				
1-2-0		1-2-0	0-0-0		AWAY		0-0-0		0-0-0		0-0-0				
0-0-0		0-0-0	0-0-0		NEUTRAL		0-0-0		0-0-0		0-0-0				
RPI S	Opponent	Score		RPI S	Opponent	Score		RPI S	Opponent	Score		RPI S	Opponent	Score	
6 N	Florida St.	7	6	29 N	Northwestern	5	2	59 N	San Jose St.	3	2	111 N	Longwood	3	0
9 H	Arizona	3	4	32 N	South Carolina	1	3	63 N	UC Riverside	10	2	111 N	Longwood	4	3
9 H	Arizona	7	4	41 A	Fresno St.	14	9	82 A	Hawaii	12	4	136 N	UC Santa Barbara	5	1
9 H	Arizona	2	9	45 N	BYU	12	4	86 N	Fordham	6	0	141 N	Eastern Ky.	9	2
13 A	Arizona St.	6	11					88 N	Cal Poly	8	4	155 N	Sacramento St.	6	0
13 A	Arizona St.	6	5					95 N	UC Davis	13	0	182 N	LIU Brooklyn	11	1
13 A	Arizona St.	7	8					95 N	UC Davis	8	0	204 A	St. Mary's (CA)	9	1
16 H	Minnesota	1	8					97 N	Houston	9	3				
18 N	Tennessee	1	0					99 N	Iowa St.	6	2				
LAST 10 GAMES															
13 A	Arizona St.	6	11	9 H	Arizona	7	4								
13 A	Arizona St.	6	5	9 H	Arizona	2	9								
13 A	Arizona St.	7	8	97 N	Houston	9	3								
16 H	Minnesota	1	8	141 N	Eastern Ky.	9	2								
9 H	Arizona	3	4	136 N	UC Santa Barbara	5	1								

Non-Div. I Games:

California

Average RPI Win:	93	WON-LOST RECORD	WINNING PCT. RANK	LAST 10 GAMES	STRENGTH OF SCHEDULE	OPP. STRENGTH OF SCHEDULE	TEAM RPI	ADJ RPI	CONF. RPI	ADJ CONF. RPI				
DIV. I ONLY		29-5-0	.85294	9	10-0-0	41	9	14	.6544	12	2	2		
DIV. I NON-CONF.		24-5-0	.82759	20	5-0-0	67	13	19	.63011	16	2	2		
<hr/>														
TOTALS	RPI 1-25	RPI 26-50		W-L RECORDS		RPI 51-100		RPI 101-150		RPI 150+				
29-5-0	5-3-0	7-1-0		OVERALL		6-1-0		4-0-0		7-0-0				
14-2-0	2-2-0	4-0-0		HOME		4-0-0		2-0-0		2-0-0				
2-1-0	2-0-0	0-0-0		AWAY		0-1-0		0-0-0		0-0-0				
13-2-0	1-1-0	3-1-0		NEUTRAL		2-0-0		2-0-0		5-0-0				
24-5-0	3-3-0	4-1-0		NON-CONFERENCE		6-1-0		4-0-0		7-0-0				
11-2-0	2-2-0	1-0-0		HOME		4-0-0		2-0-0		2-0-0				
0-1-0	0-0-0	0-0-		AWAY		0-1-0		0-0-0		0-0-0				
13-2-0	1-1-0	3-1-0		NEUTRAL		2-0-0		2-0-0		5-0-0				
5-0-0	2-0-0	3-0-0		CONFERENCE		0-0-0		0-0-0		0-0-0				
3-0-0	0-0-0	3-0-0		HOME		0-0-0		0-0-0		0-0-0				
2-0-0	2-0-0	0-0-0		AWAY		0-0-0		0-0-0		0-0-0				
0-0-0	0-0-0	0-0-0		NEUTRAL		0-0-0		0-0-0		0-0-0				
RPI	S	Opponent	Score		RPI	S	Opponent	Score		RPI	S	Opponent	Score	
6	N	Florida St.	1	5	29	N	Northwestern	12	3	55	H	Purdue	9	3
10	N	Missouri	8	0	29	N	Northwestern	8	2	62	N	Nebraska	5	1
15	H	Texas A&M	4	6	30	H	San Diego St.	4	1	68	A	Long Beach St.	4	5
15	H	Texas A&M	13	0	31	H	Utah	4	2	82	N	Hawaii	8	4
17	H	Notre Dame	4	8	31	H	Utah	6	0	94	H	Idaho St.	13	3
21	A	Washington	8	4	31	H	Utah	1	0	95	H	UC Davis	10	2
21	A	Washington	10	3	43	N	Ohio St.	8	0	95	H	UC Davis	8	0
25	H	Baylor	3	2	48	N	Texas	3	5					

Average RPI Win:		91	WON-LOST RECORD		WINNING PCT. RANK		LAST 10 GAMES		STRENGTH OF SCHEDULE		OPP. STRENGTH OF SCHEDULE		TEAM RPI		ADJ RPI		CONF. RPI		ADJ CONF. RPI					
Average RPI Loss:		31																						
DIV. I ONLY			22-10-0		.6875		57		7-3-0		5		28		13		.6519		13		2		2	
DIV. I NON-CONF.			19-8-0		.7037		55		4-1-0		10		32		15		.63762		15		2		2	
TOTALS		RPI 1-25		RPI 26-50		W-L RECORDS		RPI 51-100		RPI 101-150		RPI 150+												
22-10-0		6-7-0		1-1-0		OVERALL		5-1-0		5-1-0		5-0-0												
17-8-0		3-5-0		0-1-0		HOME		4-1-0		5-1-0		5-0-0												
2-1-0		1-1-0		1-0-0		AWAY		0-0-0		0-0-0		0-0-0												
3-1-0		2-1-0		0-0-0		NEUTRAL		1-0-0		0-0-0		0-0-0												
19-8-0		3-5-0		1-1-0		NON-CONFERENCE		5-1-0		5-1-0		5-0-0												
15-7-0		1-4-0		0-1-0		HOME		4-1-0		5-1-0		5-0-0												
1-0-0		0-0-0		1-0-		AWAY		0-0-0		0-0-0		0-0-0												
3-1-0		2-1-0		0-0-0		NEUTRAL		1-0-0		0-0-0		0-0-0												
3-2-0		3-2-0		0-0-0		CONFERENCE		0-0-0		0-0-0		0-0-0												
2-1-0		2-1-0		0-0-0		HOME		0-0-0		0-0-0		0-0-0												
1-1-0		1-1-0		0-0-0		AWAY		0-0-0		0-0-0		0-0-0												
0-0-0		0-0-0		0-0-0		NEUTRAL		0-0-0		0-0-0		0-0-0												
RPI	S	Opponent		Score		RPI	S	Opponent		Score		RPI	S	Opponent		Score		RPI	S	Opponent		Score		
3	H	Michigan		2	6	47	A	Cal St. Fullerton		10	3	51	H	Ole Miss		6	3	104	H	Creighton		7	4	
3	H	Michigan		5	7	48	H	Texas		4	9	53	H	New Mexico St.		11	7	107	H	Binghamton		1	0	
3	N	Michigan		2	0							56	H	Illinois St.		9	4	107	H	Binghamton		22	5	
4	N	Auburn		4	7							57	H	CSUN		6	8	119	H	San Diego		3	5	
11	H	California		5	6							59	N	San Jose St.		6	4	127	H	Colorado St.		6	1	
11	H	California		11	6							93	H	North Texas		10	2	147	H	Indiana St.		14	0	
11	H	California		8	7													165	H	Indiana		10	2	
16	H	Minnesota		1	4													176	H	Boston U.		9	4	
21	A	Washington		7	8													190	H	Toledo		11	2	
21	A	Washington		9	7													197	H	Western Mich.		6	0	
23	H	Oklahoma		1	5													222	H	Boise St.		4	3	
23	H	Oklahoma		8	4																			
25	N	Baylor		8	2																			
LAST 10 GAMES																								
11	H	California		11	6	4	N	Auburn		4	7	59	N	San Jose St.		6	4	25	N	Baylor		8	2	
11	H	California		5	6							3	N	Michigan		2	0	47	A	Cal St. Fullerton		10	3	
11	H	California		8	7																			
21	A	Washington		9	7																			
21	A	Washington		7	8																			

Non-Div. I Games:

Arizona St.

Average RPI Win:		110	WON-LOST		WINNING		LAST 10		STRENGTH OF		OPP. STRENGTH		TEAM		ADJ		CONF.		ADJ CONF.								
Average RPI Loss:		24	RECORD		PCT. RANK		GAMES		SCHEDULE		OF SCHEDULE		RPI		RPI		RPI		RPI								
DIV. I ONLY			25-4-0		.86207	8	8-2-0		40		23		12		.64843		14	5		6							
DIV. I NON-CONF.			15-2-0		.88235	8	0-0-0		30		6		9		.65334		11	6		6							
TOTALS		RPI 1-25		RPI 26-50		W-L RECORDS		RPI 51-100		RPI 101-150		RPI 150+															
25-4-0		2-2-0		4-1-0		OVERALL		6-1-0		6-0-0		7-0-0															
22-1-0		1-0-0		2-0-0		HOME		6-1-0		6-0-0		7-0-0															
3-3-0		1-2-0		2-1-0		AWAY		0-0-0		0-0-0		0-0-0															
0-0-0		0-0-0		0-0-0		NEUTRAL		0-0-0		0-0-0		0-0-0															
15-2-0		2-2-0		2-0-0		NON-CONFERENCE		4-0-0		3-0-0		4-0-0															
14-0-0		1-0-0		2-0-0		HOME		4-0-0		3-0-0		4-0-0															
1-2-0		1-2-0		0-0-		AWAY		0-0-0		0-0-0		0-0-0															
0-0-0		0-0-0		0-0-0		NEUTRAL		0-0-0		0-0-0		0-0-0															
10-2-0		0-0-0		2-1-0		CONFERENCE		2-1-0		3-0-0		3-0-0															
8-1-0		0-0-0		0-0-0		HOME		2-1-0		3-0-0		3-0-0															
2-1-0		0-0-0		2-1-0		AWAY		0-0-0		0-0-0		0-0-0															
0-0-0		0-0-0		0-0-0		NEUTRAL		0-0-0		0-0-0		0-0-0															
RPI	S	Opponent		Score		RPI	S	Opponent		Score		RPI	S	Opponent		Score		RPI	S	Opponent		Score					
5	A	Alabama		2	1	26	A	South Ala.		9	3	61	H	Troy		5	9	101	H	Iowa		4	3				
5	A	Alabama		2	3	26	A	South Ala.		3	2	61	H	Troy		6	3	102	H	Missouri St.		5	0				
5	A	Alabama		1	5	26	A	South Ala.		5	8	61	H	Troy		12	2	118	H	Central Ark.		8	0				
22	H	North Carolina St.		6	0	28	H	Hofstra		9	0	76	H	McNeese St.		11	3	139	H	Ga. Southern		9	0				
						28	H	Hofstra		3	0	94	H	Idaho St.		3	0	139	H	Ga. Southern		8	2				
												94	H	Idaho St.		5	1	139	H	Ga. Southern		12	1				
												94	H	Idaho St.		6	0	162	H	Texas-Arlington		18	0				
																		162	H	Texas-Arlington		4	1				
																		162	H	Texas-Arlington		8	0				
																		201	H	Eastern Ill.		9	0				
																		201	H	Eastern Ill.		17	0				
																		252	H	Mississippi Val.		15	0				
																		252	H	Mississippi Val.		20	0				
						LAST 10 GAMES																					
						61 H Troy						12	2	139 H Ga. Southern						8	2						
						61 H Troy						5	9	162 H Texas-Arlington						4	1						
						61 H Troy						6	3	162 H Texas-Arlington						8	0						
						139 H Ga. Southern						12	1	162 H Texas-Arlington						18	0						
						139 H Ga. Southern						9	0	26 A South Ala.						5	8						

Non-Div. I Games:

La.-Lafayette

Average RPI Win:	82	WON-LOST RECORD	WINNING PCT. RANK	LAST 10 GAMES	STRENGTH OF SCHEDULE	OPP. STRENGTH OF SCHEDULE	TEAM RPI	ADJ RPI	CONF. RPI	ADJ CONF. RPI	
DIV. I ONLY		24-7-0	.77419 28	7-3-0	27	4	15	.64563 15	1	1	
DIV. I NON-CONF.		18-4-0	.81818 21	1-0-0	73	8	21	.62412 21	1	1	
<hr/>											
TOTALS	RPI 1-25	RPI 26-50		W-L RECORDS	RPI 51-100		RPI 101-150		RPI 150+		
24-7-0	3-3-0	8-2-0		OVERALL	5-2-0		3-0-0		5-0-0		
15-3-0	2-2-0	3-0-0		HOME	4-1-0		1-0-0		5-0-0		
2-3-0	1-1-0	1-2-0		AWAY	0-0-0		0-0-0		0-0-0		
7-1-0	0-0-0	4-0-0		NEUTRAL	1-1-0		2-0-0		0-0-0		
<hr/>											
18-4-0	1-2-0	4-0-0		NON-CONFERENCE	5-2-0		3-0-0		5-0-0		
10-2-0	0-1-0	0-0-0		HOME	4-1-0		1-0-0		5-0-0		
1-1-0	1-1-0	0-0-		AWAY	0-0-0		0-0-0		0-0-0		
7-1-0	0-0-0	4-0-0		NEUTRAL	1-1-0		2-0-0		0-0-0		
<hr/>											
6-3-0	2-1-0	4-2-0		CONFERENCE	0-0-0		0-0-0		0-0-0		
5-1-0	2-1-0	3-0-0		HOME	0-0-0		0-0-0		0-0-0		
1-2-0	0-0-0	1-2-0		AWAY	0-0-0		0-0-0		0-0-0		
0-0-0	0-0-0	0-0-0		NEUTRAL	0-0-0		0-0-0		0-0-0		
<hr/>											
RPI S	Opponent	Score		RPI S	Opponent	Score		RPI S	Opponent	Score	
7 H	Oregon	1	5	27 A	Mississippi St.	0	7	55 N	Purdue	0	1
12 A	UCLA	6	4	27 A	Mississippi St.	5	7	56 H	Illinois St.	16	1
12 A	UCLA	0	13	27 A	Mississippi St.	10	8	56 H	Illinois St.	7	3
20 H	Kentucky	2	3	30 N	San Diego St.	9	5	73 N	Stanford	4	0
20 H	Kentucky	3	0	31 N	Utah	5	1	77 H	Penn St.	8	0
20 H	Kentucky	6	3	32 H	South Carolina	5	2	77 H	Penn St.	3	4
				32 H	South Carolina	3	2	97 H	Houston	6	3
				32 H	South Carolina	4	3				
				45 N	BYU	8	5				
				47 N	Cal St. Fullerton	2	1				
<hr/>											
LAST 10 GAMES											
				32 H	South Carolina	5	2	27 A	Mississippi St.	0	7
				32 H	South Carolina	4	3	164 H	Sam Houston St.	9	1
				32 H	South Carolina	3	2	20 H	Kentucky	2	3
				27 A	Mississippi St.	5	7	20 H	Kentucky	6	3
				27 A	Mississippi St.	10	8	20 H	Kentucky	3	0

Non-Div. I Games:

Texas A&M

Average RPI Win:		109	WON-LOST RECORD		WINNING PCT. RANK		LAST 10 GAMES		STRENGTH OF SCHEDULE		OPP. STRENGTH OF SCHEDULE		TEAM RPI		ADJ RPI		CONF. RPI		ADJ CONF. RPI								
DIV. I ONLY			27-4-0		.87097 7		10-0-0		64		42		18		.6423 16		6		5								
DIV. I NON-CONF.			24-4-0		.85714 13		7-0-0		34		44		14		.64879 14		5		5								
TOTALS		RPI 1-25		RPI 26-50		W-L RECORDS		RPI 51-100		RPI 101-150		RPI 150+															
27-4-0		3-1-0		3-2-0		OVERALL		7-1-0		8-0-0		6-0-0															
0-0-0		0-0-0		0-0-0		HOME		0-0-0		0-0-0		0-0-0															
12-0-0		2-0-0		1-0-0		AWAY		4-0-0		5-0-0		0-0-0															
15-4-0		1-1-0		2-2-0		NEUTRAL		3-1-0		3-0-0		6-0-0															
24-4-0		3-1-0		3-2-0		NON-CONFERENCE		7-1-0		5-0-0		6-0-0															
0-0-0		0-0-0		0-0-0		HOME		0-0-0		0-0-0		0-0-0															
9-0-0		2-0-0		1-0-		AWAY		4-0-0		2-0-0		0-0-0															
15-4-0		1-1-0		2-2-0		NEUTRAL		3-1-0		3-0-0		6-0-0															
3-0-0		0-0-0		0-0-0		CONFERENCE		0-0-0		3-0-0		0-0-0															
0-0-0		0-0-0		0-0-0		HOME		0-0-0		0-0-0		0-0-0															
3-0-0		0-0-0		0-0-0		AWAY		0-0-0		3-0-0		0-0-0															
0-0-0		0-0-0		0-0-0		NEUTRAL		0-0-0		0-0-0		0-0-0															
RPI	S	Opponent		Score		RPI	S	Opponent		Score		RPI	S	Opponent		Score											
11	A	California		8	1	27	N	Mississippi St.		5	0	53	N	New Mexico St.		6	1	116	A	Stetson		16	7				
13	A	Arizona St.		4	1	35	N	James Madison		2	8	67	A	UNLV		14	3	116	A	Stetson		3	0				
21	N	Washington		8	0	41	A	Fresno St.		3	1	73	A	Stanford		9	5	127	N	Colorado St.		8	5				
24	N	UCF		0	4	44	N	UAB		0	1	73	A	Stanford		9	1	128	A	Illinois		11	1				
						46	N	Louisville		4	2	73	A	Stanford		10	5	128	A	Illinois		14	2				
												86	N	Fordham		5	10	128	A	Illinois		3	2				
												88	N	Cal Poly		1	0	131	N	Pacific		8	1				
												95	N	UC Davis		15	6	142	N	Bakersfield		9	1				
																		175	N	South Dakota St.		20	3				
																		185	N	UMass Lowell		8	0				
																		209	N	Santa Clara		9	6				
																		222	N	Boise St.		8	4				
																		222	N	Boise St.		8	3				
																		229	N	Montana		5	2				
						LAST 10 GAMES																					
						128 A Illinois						3	2	229 N Montana						5	2						
						128 A Illinois						11	1	41 A Fresno St.						3	1						
						128 A Illinois						14	2	131 N Pacific						8	1						
						11 A California						8	1	175 N South Dakota St.						20	3						
						88 N Cal Poly						1	0	73 A Stanford						9	5						

Non-Div. I Games:

Minnesota

Average RPI Win:		97	WON-LOST		WINNING		LAST 10		STRENGTH OF		OPP. STRENGTH		TEAM		ADJ		CONF.		ADJ CONF.				
Average RPI Loss:		18	RECORD		PCT. RANK		GAMES		SCHEDULE		OF SCHEDULE		RPI		RPI		RPI		RPI				
DIV. I ONLY			19-11-0		.63333	74	7-3-0		6		10		17		.63691		17	4		4			
DIV. I NON-CONF.			15-6-0		.71429	50	3-0-0		2		53		6		.66465		6	4		4			
TOTALS		RPI 1-25		RPI 26-50		W-L RECORDS		RPI 51-100		RPI 101-150		RPI 150+											
19-11-0		4-8-0		3-3-0		OVERALL		2-0-0		5-0-0		5-0-0											
4-0-0		0-0-0		0-0-0		HOME		0-0-0		3-0-0		1-0-0											
5-8-0		2-7-0		1-1-0		AWAY		0-0-0		0-0-0		2-0-0											
10-3-0		2-1-0		2-2-0		NEUTRAL		2-0-0		2-0-0		2-0-0											
15-6-0		3-3-0		3-3-0		NON-CONFERENCE		2-0-0		2-0-0		5-0-0											
1-0-0		0-0-0		0-0-0		HOME		0-0-0		0-0-0		1-0-0											
4-3-0		1-2-0		1-0-		AWAY		0-0-0		0-0-0		2-0-0											
10-3-0		2-1-0		2-2-0		NEUTRAL		2-0-0		2-0-0		2-0-0											
4-5-0		1-5-0		0-0-0		CONFERENCE		0-0-0		3-0-0		0-0-0											
3-0-0		0-0-0		0-0-0		HOME		0-0-0		3-0-0		0-0-0											
1-5-0		1-5-0		0-0-0		AWAY		0-0-0		0-0-0		0-0-0											
0-0-0		0-0-0		0-0-0		NEUTRAL		0-0-0		0-0-0		0-0-0											
RPI	S	Opponent		Score		RPI	S	Opponent		Score		RPI	S	Opponent		Score		RPI	S	Opponent		Score	
2	A	LSU		2	3	27	N	Mississippi St.		1	6	67	N	UNLV		8	0	112	N	Northwestern St.		8	5
2	A	LSU		1	7	28	N	Hofstra		2	3	74	N	Maryland		8	6	117	H	Georgia Tech		6	1
6	A	Florida St.		1	4	31	N	Utah		3	1							117	H	Georgia Tech		13	0
6	A	Florida St.		3	7	47	A	Cal St. Fullerton		7	8							117	H	Georgia Tech		5	0
6	A	Florida St.		12	0	47	A	Cal St. Fullerton		7	2							118	N	Central Ark.		4	1
10	N	Missouri		3	2	48	N	Texas		5	1							161	H	Cleveland St.		8	4
12	A	UCLA		8	4													170	A	Campbell		4	3
18	N	Tennessee		4	8													172	N	Omaha		7	0
19	N	Georgia		5	3													181	N	Georgetown		12	3
22	A	North Carolina St.		2	9													259	A	N.C. Central		9	0
22	A	North Carolina St.		2	4																		
22	A	North Carolina St.		3	8																		
						LAST 10 GAMES																	
						117 H Georgia Tech						6 A Florida St.						1 4					
						117 H Georgia Tech						6 A Florida St.						3 7					
						117 H Georgia Tech						259 A N.C. Central						9 0					
						161 H Cleveland St.						170 A Campbell						4 3					
						6 A Florida St.						22 A North Carolina St.						3 8					

Average RPI Win:	101	WON-LOST RECORD	WINNING PCT. RANK	LAST 10 GAMES	STRENGTH OF SCHEDULE	OPP. STRENGTH OF SCHEDULE	TEAM RPI	ADJ RPI	CONF. RPI	ADJ CONF. RPI				
DIV. I ONLY		21-7-0	.75	33	6-4-0	31	15	20	.63033	18	1	1		
DIV. I NON-CONF.		18-4-0	.81818	21	3-1-0	58	38	23	.62129	22	1	1		
<hr/>														
TOTALS	RPI 1-25	RPI 26-50		W-L RECORDS		RPI 51-100		RPI 101-150		RPI 150+				
21-7-0	4-2-0	3-4-0		OVERALL		6-1-0		3-0-0		5-0-0				
9-2-0	2-1-0	1-1-0		HOME		3-0-0		2-0-0		1-0-0				
3-2-0	0-0-0	2-2-0		AWAY		1-0-0		0-0-0		0-0-0				
9-3-0	2-1-0	0-1-0		NEUTRAL		2-1-0		1-0-0		4-0-0				
<hr/>														
18-4-0	2-1-0	2-2-0		NON-CONFERENCE		6-1-0		3-0-0		5-0-0				
7-1-0	0-0-0	1-1-0		HOME		3-0-0		2-0-0		1-0-0				
2-0-0	0-0-0	1-0-		AWAY		1-0-0		0-0-0		0-0-0				
9-3-0	2-1-0	0-1-0		NEUTRAL		2-1-0		1-0-0		4-0-0				
<hr/>														
3-3-0	2-1-0	1-2-0		CONFERENCE		0-0-0		0-0-0		0-0-0				
2-1-0	2-1-0	0-0-0		HOME		0-0-0		0-0-0		0-0-0				
1-2-0	0-0-0	1-2-0		AWAY		0-0-0		0-0-0		0-0-0				
0-0-0	0-0-0	0-0-0		NEUTRAL		0-0-0		0-0-0		0-0-0				
<hr/>														
RPI	S	Opponent	Score		RPI	S	Opponent	Score		RPI	S	Opponent	Score	
6	N	Florida St.	4	1	31	N	Utah	3	4	55	H	Purdue	8	0
10	H	Missouri	8	9	32	A	South Carolina	0	8	56	H	Illinois St.	19	3
10	H	Missouri	10	7	32	A	South Carolina	9	1	56	H	Illinois St.	6	0
10	H	Missouri	12	4	32	A	South Carolina	6	7	62	N	Nebraska	2	5
11	N	California	0	1	33	H	Western Ky.	0	2	81	A	Kennesaw St.	13	5
17	N	Notre Dame	8	4	49	H	North Dakota St.	14	3	86	N	Fordham	5	0
					50	A	South Fla.	9	1	91	N	Dayton	9	0

Non-Div. I Games:

Tennessee

Average RPI Win:	119	WON-LOST RECORD	WINNING PCT. RANK	LAST 10 GAMES	STRENGTH OF SCHEDULE	OPP. STRENGTH OF SCHEDULE	TEAM RPI	ADJ RPI	CONF. RPI	ADJ CONF. RPI		
DIV. I ONLY		28-5-0	.84848	11	7-3-0	67	17	19	.62975	19	1	1
DIV. I NON-CONF.		22-2-0	.91667	6	3-0-0	143	75	26	.61221	25	1	1
<hr/>												
TOTALS	RPI 1-25	RPI 26-50		W-L RECORDS		RPI 51-100		RPI 101-150		RPI 150+		
28-5-0	2-3-0	4-2-0		OVERALL		8-0-0		4-0-0		10-0-0		
18-2-0	1-2-0	1-0-0		HOME		6-0-0		3-0-0		7-0-0		
3-1-0	0-0-0	2-1-0		AWAY		0-0-0		1-0-0		0-0-0		
7-2-0	1-1-0	1-1-0		NEUTRAL		2-0-0		0-0-0		3-0-0		
22-2-0	1-1-0	2-1-0		NON-CONFERENCE		5-0-0		4-0-0		10-0-0		
14-0-0	0-0-0	1-0-0		HOME		3-0-0		3-0-0		7-0-0		
1-0-0	0-0-0	0-0-		AWAY		0-0-0		1-0-0		0-0-0		
7-2-0	1-1-0	1-1-0		NEUTRAL		2-0-0		0-0-0		3-0-0		
6-3-0	1-2-0	2-1-0		CONFERENCE		3-0-0		0-0-0		0-0-0		
4-2-0	1-2-0	0-0-0		HOME		3-0-0		0-0-0		0-0-0		
2-1-0	0-0-0	2-1-0		AWAY		0-0-0		0-0-0		0-0-0		
0-0-0	0-0-0	0-0-0		NEUTRAL		0-0-0		0-0-0		0-0-0		
RPI	S	Opponent	Score	RPI	S	Opponent	Score	RPI	S	Opponent	Score	
5	H	Alabama	4 7	27	A	Mississippi St.	9 1	61	H	Troy	12 6	
5	H	Alabama	7 6	27	A	Mississippi St.	6 1	66	H	Arkansas	12 4	
5	H	Alabama	2 4	27	A	Mississippi St.	7 8	66	H	Arkansas	10 0	
17	N	Notre Dame	3 5	35	N	James Madison	7 1	66	H	Arkansas	9 1	
23	N	Oklahoma	6 5	36	H	SIUE	9 0	69	N	Saint Francis (PA)	1 0	
				48	N	Texas	0 5	78	H	Elon	14 4	
								78	H	Elon	10 0	
								80	N	Towson	16 0	
	</											

Non-Div. I Games:

Georgia

Average RPI Win: 124		WON-LOST	WINNING	LAST 10	STRENGTH OF		OPP. STRENGTH	TEAM	ADJ	CONF.	ADJ CONF.
Average RPI Loss: 19		RECORD	PCT. RANK	GAMES	SCHEDULE		OF SCHEDULE	RPI	RPI	RPI	RPI
DIV. I ONLY		21-8-0	.72414	44	7-3-0		21	37	21	.62785	20
DIV. I NON-CONF.		20-3-0	.86957	10	7-0-0		65	68	16	.62667	18
TOTALS		RPI 1-25	RPI 26-50		W-L RECORDS		RPI 51-100		RPI 101-150		RPI 150+
21-8-0		3-7-0	2-0-0		OVERALL		2-1-0		8-0-0		6-0-0
5-0-0		0-0-0	0-0-0		HOME		0-0-0		1-0-0		4-0-0
7-7-0		2-6-0	0-0-0		AWAY		0-1-0		4-0-0		1-0-0
9-1-0		1-1-0	2-0-0		NEUTRAL		2-0-0		3-0-0		1-0-0
20-3-0		2-2-0	2-0-0		NON-CONFERENCE		2-1-0		8-0-0		6-0-0
5-0-0		0-0-0	0-0-0		HOME		0-0-0		1-0-0		4-0-0
6-2-0		1-1-0	0-0-		AWAY		0-1-0		4-0-0		1-0-0
9-1-0		1-1-0	2-0-0		NEUTRAL		2-0-0		3-0-0		1-0-0
1-5-0		1-5-0	0-0-0		CONFERENCE		0-0-0		0-0-0		0-0-0
0-0-0		0-0-0	0-0-0		HOME		0-0-0		0-0-0		0-0-0
1-5-0		1-5-0	0-0-0		AWAY		0-0-0		0-0-0		0-0-0
0-0-0		0-0-0	0-0-0		NEUTRAL		0-0-0		0-0-0		0-0-0
RPI S	Opponent	Score	RPI S	Opponent	Score	RPI S	Opponent	Score	RPI S	Opponent	Score
4 A	Auburn	0 5	30 N	San Diego St.	5 2	68 N	Long Beach St.	13 1	103 A	Murray St.	5 2
4 A	Auburn	1 4	41 N	Oregon St.	6 5	81 A	Kennesaw St.	8 9	103 A	Murray St.	1 0
4 A	Auburn	7 9				85 N	IUPUI	9 4	130 N	Southern Ill.	5 2
6 A	Florida St.	3 1							139 N	Ga. Southern	9 0
6 A	Florida St.	2 3							139 N	Ga. Southern	10 0
9 N	Arizona	5 2							141 H	Eastern Ky.	2 0
15 A	Texas A&M	3 2							148 A	Tennessee Tech	5 1
15 A	Texas A&M	3 6							148 A	Tennessee Tech	10 0
15 A	Texas A&M	0 3							165 H	Indiana	4 1
23 N	Oklahoma	3 7							182 N	LIU Brooklyn	5 3
									237 H	Ohio	7 2
									237 H	Ohio	6 4
									237 H	Ohio	6 0
									245 A	Florida A&M	4 2
LAST 10 GAMES											
4 A	Auburn	7 9	103 A	Murray St.	5 2						
4 A	Auburn	1 4	237 H	Ohio	6 0						
4 A	Auburn	0 5	237 H	Ohio	6 4						
165 H	Indiana	4 1	237 H	Ohio	7 2						
103 A	Murray St.	1 0	141 H	Eastern Ky.	2 0						

Non-Div. I Games:

Kentucky

Average RPI Win:	120	WON-LOST RECORD	WINNING PCT. RANK	LAST 10 GAMES	STRENGTH OF SCHEDULE	OPP. STRENGTH OF SCHEDULE	TEAM RPI	ADJ RPI	CONF. RPI	ADJ CONF. RPI					
DIV. I ONLY		28-7-0	.8	16	7-3-0	48	43	22	.62695	21	2	2			
DIV. I NON-CONF.		27-4-0	.87097	9	6-0-0	71	63	17	.62856	17	2	2			
<hr/>															
TOTALS	RPI 1-25	RPI 26-50		W-L RECORDS		RPI 51-100		RPI 101-150		RPI 150+					
28-7-0	2-6-0	3-1-0		OVERALL		10-0-0		5-0-0		8-0-0					
9-3-0	1-3-0	2-0-0		HOME		2-0-0		3-0-0		1-0-0					
7-0-0	0-0-0	0-0-0		AWAY		4-0-0		1-0-0		2-0-0					
12-4-0	1-3-0	1-1-0		NEUTRAL		4-0-0		1-0-0		5-0-0					
27-4-0	1-3-0	3-1-0		NON-CONFERENCE		10-0-0		5-0-0		8-0-0					
8-0-0	0-0-0	2-0-0		HOME		2-0-0		3-0-0		1-0-0					
7-0-0	0-0-0	0-0-		AWAY		4-0-0		1-0-0		2-0-0					
12-4-0	1-3-0	1-1-0		NEUTRAL		4-0-0		1-0-0		5-0-0					
1-3-0	1-3-0	0-0-0		CONFERENCE		0-0-0		0-0-0		0-0-0					
1-3-0	1-3-0	0-0-0		HOME		0-0-0		0-0-0		0-0-0					
0-0-0	0-0-0	0-0-0		AWAY		0-0-0		0-0-0		0-0-0					
0-0-0	0-0-0	0-0-0		NEUTRAL		0-0-0		0-0-0		0-0-0					
RPI	S	Opponent	Score	RPI	S	Opponent	Score	RPI	S	Opponent	Score				
12	H	UCLA	3 10	43	H	Ohio St.	5 4	56	N	Illinois St.	9 1	129	H	Texas Tech	8 5
12	H	UCLA	4 8	43	H	Ohio St.	6 0	57	H	CSUN	9 8	129	H	Texas Tech	7 1
13	H	Arizona St.	8 7	46	N	Louisville	11 6	57	H	CSUN	4 2	131	A	Pacific	9 0
13	H	Arizona St.	7 9	49	N	North Dakota St.	5 6	67	A	UNLV	10 7	138	H	Miami (OH)	15 1
16	N	Minnesota	0 8					82	A	Hawaii	6 4	142	N	Bakersfield	11 2
23	N	Oklahoma	7 8					93	N	North Texas	5 2	176	N	Boston U.	11 3
24	N	UCF	4 3					93	N	North Texas	11 5	187	N	UTEP	9 0
24	N	UCF	2 4					95	N	UC Davis	8 0	187	N	UTEP	8 3
								98	A	Grand Canyon	13 6	209	A	Santa Clara	10 1
								98	A	Grand Canyon	8 4	209	A	Santa Clara	11 2
												224	H	Seattle	17 1
												262	N	Howard	10 1
												262	N	Howard	12 0
<hr/>															
				LAST 10 GAMES											
				12	H	UCLA	4 8	13	H	Arizona St.	8 7				
				12	H	UCLA	3 10	43	H	Ohio St.	5 4				
				129	H	Texas Tech	7 1	57	H	CSUN	4 2				
				129	H	Texas Tech	8 5	43	H	Ohio St.	6 0				
				13	H	Arizona St.	7 9	138	H	Miami (OH)	15 1				

Non-Div. I Games:

Washington

Average RPI Win:	95	WON-LOST	WINNING	LAST 10	STRENGTH OF	OPP. STRENGTH	TEAM	ADJ	CONF.	ADJ CONF.		
Average RPI Loss:	33	RECORD	PCT. RANK	GAMES	SCHEDULE	OF SCHEDULE	RPI	RPI	RPI	RPI		
DIV. I ONLY		16-11-0	.59259	92	6-4-0	3	19	16	.62662	22	4	4
DIV. I NON-CONF.		12-9-0	.57143	105	5-2-0	4	15	22	.61242	24	4	4
<hr/>												
TOTALS	RPI 1-25	RPI 26-50		W-L RECORDS		RPI 51-100		RPI 101-150		RPI 150+		
16-11-0	3-7-0	0-0-0		OVERALL		5-3-0		7-1-0		1-0-0		
6-2-0	3-1-0	0-0-0		HOME		2-0-0		1-1-0		0-0-0		
3-9-0	0-6-0	0-0-0		AWAY		1-3-0		1-0-0		1-0-0		
7-0-0	0-0-0	0-0-0		NEUTRAL		2-0-0		5-0-0		0-0-0		
12-9-0	0-7-0	0-0-0		NON-CONFERENCE		4-1-0		7-1-0		1-0-0		
3-2-0	0-1-0	0-0-0		HOME		2-0-0		1-1-0		0-0-0		
2-7-0	0-6-0	0-0-		AWAY		0-1-0		1-0-0		1-0-0		
7-0-0	0-0-0	0-0-0		NEUTRAL		2-0-0		5-0-0		0-0-0		
4-2-0	3-0-0	0-0-0		CONFERENCE		1-2-0		0-0-0		0-0-0		
3-0-0	3-0-0	0-0-0		HOME		0-0-0		0-0-0		0-0-0		
1-2-0	0-0-0	0-0-0		AWAY		1-2-0		0-0-0		0-0-0		
0-0-0	0-0-0	0-0-0		NEUTRAL		0-0-0		0-0-0		0-0-0		
RPI	S	Opponent	Score	RPI	S	Opponent	Score	RPI	S	Opponent	Score	
1	A	Florida	3 5					70	A	Pittsburgh	4 0	
1	A	Florida	0 3					70	A	Pittsburgh	8 9	
1	A	Florida	0 1					70	A	Pittsburgh	4 11	
2	A	LSU	2 4					75	H	Lipscomb	1 0	
2	A	LSU	0 7					78	A	Elon	2 3	
10	H	Missouri	3 13					86	H	Fordham	5 0	
14	A	La.-Lafayette	0 6					91	N	Dayton	12 3	
17	H	Notre Dame	4 2					91	N	Dayton	3 1	
17	H	Notre Dame	8 3									
17	H	Notre Dame	9 2									
<hr/>												
LAST 10 GAMES												
70	A	Pittsburgh	4 11	86	H	Fordham	5 0					
70	A	Pittsburgh	4 0	107	H	Binghamton	7 0					
70	A	Pittsburgh	8 9	75	H	Lipscomb	1 0					
123	A	UNC Greensboro	11 8	111	H	Longwood	1 5					
10	H	Missouri	3 13	170	A	Campbell	3 1					

Non-Div. I Games:

North Carolina St.

Average RPI Win:		118	WON-LOST RECORD		WINNING PCT. RANK	LAST 10 GAMES		STRENGTH OF SCHEDULE		OPP. STRENGTH OF SCHEDULE	TEAM RPI	ADJ RPI	CONF. RPI	ADJ CONF. RPI			
Average RPI Loss:		9															
DIV. I ONLY			25-5-0		.83333	12	8-2-0	81		14	24	.62619	23	3	3		
DIV. I NON-CONF.			25-5-0		.83333	18	8-2-0	80		11	20	.62619	19	3	3		
TOTALS		RPI 1-25		RPI 26-50		W-L RECORDS		RPI 51-100		RPI 101-150		RPI 150+					
25-5-0		3-5-0		1-0-0		OVERALL		6-0-0		8-0-0		7-0-0					
9-0-0		0-0-0		0-0-0		HOME		2-0-0		7-0-0		0-0-0					
4-3-0		1-3-0		0-0-0		AWAY		2-0-0		1-0-0		0-0-0					
12-2-0		2-2-0		1-0-0		NEUTRAL		2-0-0		0-0-0		7-0-0					
25-5-0		3-5-0		1-0-0		NON-CONFERENCE		6-0-0		8-0-0		7-0-0					
9-0-0		0-0-0		0-0-0		HOME		2-0-0		7-0-0		0-0-0					
4-3-0		1-3-0		0-0-		AWAY		2-0-0		1-0-0		0-0-0					
12-2-0		2-2-0		1-0-0		NEUTRAL		2-0-0		0-0-0		7-0-0					
0-0-0		0-0-0		0-0-0		CONFERENCE		0-0-0		0-0-0		0-0-0					
0-0-0		0-0-0		0-0-0		HOME		0-0-0		0-0-0		0-0-0					
0-0-0		0-0-0		0-0-0		AWAY		0-0-0		0-0-0		0-0-0					
0-0-0		0-0-0		0-0-0		NEUTRAL		0-0-0		0-0-0		0-0-0					
RPI	S	Opponent		Score		RPI	S	Opponent		Score		RPI	S	Opponent		Score	
2	A	LSU		0	1	30	N	San Diego St.		10	1	56	N	Illinois St.		7	2
2	A	LSU		2	10							58	H	Samford		9	0
9	N	Arizona		4	5							58	H	Samford		14	0
13	A	Arizona St.		5	1							76	N	McNeese St.		3	0
13	A	Arizona St.		4	8							82	A	Hawaii		8	0
19	N	Georgia		5	6							82	A	Hawaii		7	0
20	N	Kentucky		7	3												
21	N	Washington		8	7												
														</			

Non-Div. I Games:

Oklahoma

Average RPI Win:		130	WON-LOST RECORD		WINNING PCT. RANK		LAST 10 GAMES		STRENGTH OF SCHEDULE		OPP. STRENGTH OF SCHEDULE		TEAM RPI		ADJ RPI		CONF. RPI		ADJ CONF. RPI			
DIV. I ONLY			29-5-0		.85294 9		9-1-0		94		47		27		.6187 24		9		8			
DIV. I NON-CONF.			26-5-0		.83871 17		6-1-0		56		49		18		.62547 20		8		8			
TOTALS		RPI 1-25		RPI 26-50		W-L RECORDS		RPI 51-100		RPI 101-150		RPI 150+										
29-5-0		3-2-0		1-1-0		OVERALL		8-1-0		7-1-0		10-0-0										
18-3-0		0-0-0		0-1-0		HOME		5-1-0		4-1-0		9-0-0										
6-1-0		0-1-0		1-0-0		AWAY		2-0-0		3-0-0		0-0-0										
5-1-0		3-1-0		0-0-0		NEUTRAL		1-0-0		0-0-0		1-0-0										
26-5-0		3-2-0		1-1-0		NON-CONFERENCE		8-1-0		4-1-0		10-0-0										
18-3-0		0-0-0		0-1-0		HOME		5-1-0		4-1-0		9-0-0										
3-1-0		0-1-0		1-0-		AWAY		2-0-0		0-0-0		0-0-0										
5-1-0		3-1-0		0-0-0		NEUTRAL		1-0-0		0-0-0		1-0-0										
3-0-0		0-0-0		0-0-0		CONFERENCE		0-0-0		3-0-0		0-0-0										
0-0-0		0-0-0		0-0-0		HOME		0-0-0		0-0-0		0-0-0										
3-0-0		0-0-0		0-0-0		AWAY		0-0-0		3-0-0		0-0-0										
0-0-0		0-0-0		0-0-0		NEUTRAL		0-0-0		0-0-0		0-0-0										
RPI	S	Opponent		Score		RPI	S	Opponent		Score		RPI	S	Opponent		Score						
1	A	Florida		1	2	32	A	South Carolina		4	1	54	H	Kent St.		0	1	101	H	Iowa	2	3
10	N	Missouri		1	0	35	H	James Madison		1	2	54	H	Kent St.		5	1	120	H	Northern Ill.	4	2
16	N	Minnesota		4	0							66	N	Arkansas		6	1	120	H	Northern Ill.	6	1
21	N	Washington		4	2							74	H	Maryland		8	6	121	H	Butler	5	1
21	N	Washington		3	4							82	A	Hawaii		4	0	122	H	Michigan St.	8	0
												82	A	Hawaii		6	0	146	A	East Carolina	3	0
												84	H	Boston College		3	0	146	A	East Carolina	8	0
												84	H	Boston College		4	0	146	A	East Carolina	2	0
												87	H	Mercer		7	2	182	H	LIU Brooklyn	2	0
																		187	N	UTEP	3	0
																		199	H	Bradley	3	0
																		205	H	Ill.-Chicago	2	1
																		215	H	Princeton	3	2
																		226	H	Monmouth	8	3
																		227	H	George Mason	7	0
																		227	H	George Mason	10	1
																		231	H	South Dakota	5	1
																		258	H	Fairfield	10	2
LAST 10 GAMES																						
				146	A	East Carolina		3	0	205	H	Ill.-Chicago		2	1							
				146	A	East Carolina		2	0	226	H	Monmouth		8	3							
				146	A	East Carolina		8	0	258	H	Fairfield		10	2							
				35	H	James Madison		1	2	120	H	Northern Ill.		4	2							
				121	H	Butler		5	1	120	H	Northern Ill.		6	1							

Non-Div. I Games:

UCF

Average RPI Win:		124	WON-LOST RECORD		WINNING PCT. RANK		LAST 10 GAMES		STRENGTH OF SCHEDULE		OPP. STRENGTH OF SCHEDULE		TEAM RPI		ADJ RPI		CONF. RPI		ADJ CONF. RPI				
DIV. I ONLY			21-6-0		.77778 25		9-1-0		58		29		28		.61779 25		3		3				
DIV. I NON-CONF.			21-6-0		.77778 31		9-1-0		54		19		25		.61779 23		3		3				
TOTALS		RPI 1-25		RPI 26-50				W-L RECORDS		RPI 51-100				RPI 101-150				RPI 150+					
21-6-0		2-4-0		3-0-0				OVERALL		5-1-0				3-1-0				8-0-0					
10-2-0		1-1-0		0-0-0				HOME		3-1-0				1-0-0				5-0-0					
2-1-0		0-1-0		0-0-0				AWAY		0-0-0				2-0-0				0-0-0					
9-3-0		1-2-0		3-0-0				NEUTRAL		2-0-0				0-1-0				3-0-0					
21-6-0		2-4-0		3-0-0				NON-CONFERENCE		5-1-0				3-1-0				8-0-0					
10-2-0		1-1-0		0-0-0				HOME		3-1-0				1-0-0				5-0-0					
2-1-0		0-1-0		0-0-				AWAY		0-0-0				2-0-0				0-0-0					
9-3-0		1-2-0		3-0-0				NEUTRAL		2-0-0				0-1-0				3-0-0					
0-0-0		0-0-0		0-0-0				CONFERENCE		0-0-0				0-0-0				0-0-0					
0-0-0		0-0-0		0-0-0				HOME		0-0-0				0-0-0				0-0-0					
0-0-0		0-0-0		0-0-0				AWAY		0-0-0				0-0-0				0-0-0					
0-0-0		0-0-0		0-0-0				NEUTRAL		0-0-0				0-0-0				0-0-0					
RPI	S	Opponent		Score		RPI	S	Opponent		Score		RPI	S	Opponent		Score		RPI	S	Opponent		Score	
3	N	Michigan		1	11	30	N	San Diego St.		12	2	59	N	San Jose St.		3	1	112	A	Northwestern St.		9	2
7	H	Oregon		2	1	41	N	Fresno St.		9	3	67	N	UNLV		8	0	112	A	Northwestern St.		11	0
7	H	Oregon		1	4	45	N	BYU		4	1	92	H	Tulsa		2	0	131	N	Pacific		3	6
9	N	Arizona		9	1							93	H	North Texas		0	1	137	H	Wichita St.		7	4
12	A	UCLA		2	3							97	H	Houston		9	4	167	H	Stephen F. Austin		3	0
13	N	Arizona St.		2	8							97	H	Houston		8	4	167	H	Stephen F. Austin		10	3
																		191	N	Utah St.		6	5
																		211	H	A&M-Corpus Christi		3	0
																		211	H	A&M-Corpus Christi		6	3
																		241	H	Abilene Christian		4	2
																		254	N	Jackson St.		9	0
																		254	N	Jackson St.		14	0
LAST 10 GAMES																							
						97	H	Houston		9	4	30	N	San Diego St.		12	2						
						97	H	Houston		8	4	45	N	BYU		4	1						
						67	N	UNLV		8	0	12	A	UCLA		2	3						
						191	N	Utah St.		6	5	9	N	Arizona		9	1						
						59	N	San Jose St.		3	1	41	N	Fresno St.		9	3						

Non-Div. I Games:

Baylor

Average RPI Win:		124	WON-LOST RECORD		WINNING PCT. RANK		LAST 10 GAMES		STRENGTH OF SCHEDULE		OPP. STRENGTH OF SCHEDULE		TEAM RPI		ADJ RPI		CONF. RPI		ADJ CONF. RPI					
DIV. I ONLY			21-6-0		.77778		25		7-3-0		39		84		25		.616		26		5		6	
DIV. I NON-CONF.			16-3-0		.84211		15		2-0-0		82		115		27		.60817		28		6		6	
TOTALS		RPI 1-25		RPI 26-50		W-L RECORDS		RPI 51-100		RPI 101-150		RPI 150+												
21-6-0		1-3-0		1-1-0		OVERALL		5-1-0		8-1-0		6-0-0												
12-4-0		1-3-0		0-1-0		HOME		1-0-0		7-0-0		3-0-0												
3-1-0		0-0-0		1-0-0		AWAY		1-1-0		0-0-0		1-0-0												
6-1-0		0-0-0		0-0-0		NEUTRAL		3-0-0		1-1-0		2-0-0												
16-3-0		0-1-0		1-1-0		NON-CONFERENCE		4-0-0		5-1-0		6-0-0												
8-2-0		0-1-0		0-1-0		HOME		1-0-0		4-0-0		3-0-0												
2-0-0		0-0-0		1-0-		AWAY		0-0-0		0-0-0		1-0-0												
6-1-0		0-0-0		0-0-0		NEUTRAL		3-0-0		1-1-0		2-0-0												
5-3-0		1-2-0		0-0-0		CONFERENCE		1-1-0		3-0-0		0-0-0												
4-2-0		1-2-0		0-0-0		HOME		0-0-0		3-0-0		0-0-0												
1-1-0		0-0-0		0-0-0		AWAY		1-1-0		0-0-0		0-0-0												
0-0-0		0-0-0		0-0-0		NEUTRAL		0-0-0		0-0-0		0-0-0												
RPI	S	Opponent		Score		RPI	S	Opponent		Score		RPI	S	Opponent		Score		RPI	S	Opponent		Score		
5	H	Alabama		1	2	32	A	South Carolina		4	1	52	N	Marshall		5	3	110	H	Appalachian St.		6	1	
14	H	La.-Lafayette		2	3	40	H	Chattanooga		1	3	75	H	Lipscomb		4	1	110	H	Appalachian St.		3	2	
14	H	La.-Lafayette		8	5							76	N	McNeese St.		5	1	110	H	Appalachian St.		8	0	
14	H	La.-Lafayette		3	9							83	A	La.-Monroe		2	0	114	H	Jacksonville		5	4	
												83	A	La.-Monroe		0	8	115	H	Ball St.		14	6	
												97	N	Houston		3	2	121	H	Butler		9	4	
																		140	N	Charleston So.		3	2	
																		141	N	Eastern Ky.		0	1	
																		145	H	Oklahoma St.		5	4	
																		156	N	Liberty		8	0	
																		164	H	Sam Houston St.		8	0	
																		196	A	Nicholls St.		7	2	
																		216	H	Southern Miss.		9	1	
																		217	H	Evansville		10	2	
																		257	N	Tennessee St.		6	3	
						LAST 10 GAMES																		
						110	H	Appalachian St.		8	0	83	A	La.-Monroe		0	8							
						110	H	Appalachian St.		6	1	14	H	La.-Lafayette		8	5							
						110	H	Appalachian St.		3	2	14	H	La.-Lafayette		2	3							
						216	H	Southern Miss.		9	1	14	H	La.-Lafayette		3	9							
						83	A	La.-Monroe		2	0	32	A	South Carolina		4	1							

Non-Div. I Games:

South Ala.

Average RPI Win:	119	WON-LOST	WINNING	LAST 10	STRENGTH OF	OPP. STRENGTH	TEAM	ADJ	CONF.	ADJ CONF.		
Average RPI Loss:	43	RECORD	PCT. RANK	GAMES	SCHEDULE	OF SCHEDULE	RPI	RPI	RPI	RPI		
DIV. I ONLY		22-8-0	.73333	40	5-5-0	22	89	23	.61555	27	1	1
DIV. I NON-CONF.		18-3-0	.85714	13	1-0-0	61	167	24	.60942	27	1	1
<hr/>												
TOTALS	RPI 1-25	RPI 26-50		W-L RECORDS		RPI 51-100		RPI 101-150		RPI 150+		
22-8-0	4-4-0	0-1-0		OVERALL		7-2-0		4-1-0		7-0-0		
17-4-0	3-3-0	0-0-0		HOME		5-0-0		3-1-0		6-0-0		
2-3-0	0-0-0	0-1-0		AWAY		1-2-0		0-0-0		1-0-0		
3-1-0	1-1-0	0-0-0		NEUTRAL		1-0-0		1-0-0		0-0-0		
18-3-0	1-1-0	0-1-0		NON-CONFERENCE		6-0-0		4-1-0		7-0-0		
14-1-0	0-0-0	0-0-0		HOME		5-0-0		3-1-0		6-0-0		
1-1-0	0-0-0	0-0-		AWAY		0-0-0		0-0-0		1-0-0		
3-1-0	1-1-0	0-0-0		NEUTRAL		1-0-0		1-0-0		0-0-0		
4-5-0	3-3-0	0-0-0		CONFERENCE		1-2-0		0-0-0		0-0-0		
3-3-0	3-3-0	0-0-0		HOME		0-0-0		0-0-0		0-0-0		
1-2-0	0-0-0	0-0-0		AWAY		1-2-0		0-0-0		0-0-0		
0-0-0	0-0-0	0-0-0		NEUTRAL		0-0-0		0-0-0		0-0-0		
RPI	S	Opponent	Score	RPI	S	Opponent	Score	RPI	S	Opponent	Score	
15	H	Texas A&M	8 10	44	A	UAB	4 5	51	A	Ole Miss	8 14	
15	H	Texas A&M	7 0					126	H	Saint Louis	3 2	
15	H	Texas A&M	7 5					51	A	Ole Miss	7 8	
16	N	Minnesota	0 5					74	N	Maryland	6 2	
17	N	Notre Dame	6 1					77	H	Penn St.	9 3	
19	H	Georgia	8 7					77	H	Penn St.	10 5	
19	H	Georgia	1 6					77	H	Penn St.	10 2	
19	H	Georgia	1 9					81	H	Kennesaw St.	4 2	
								89	H	Louisiana Tech	6 4	
								126	H	Saint Louis	9 8	
								128	H	Illinois	3 4	
								128	H	Illinois	3 1	
								138	N	Miami (OH)	4 2	
								157	H	UT Martin	9 1	
								173	H	Middle Tenn.	7 1	
								184	H	Lamar	16 1	
								238	A	Southeastern La.	4 3	
								238	H	Southeastern La.	8 0	
								252	H	Mississippi Val.	8 0	
								274	H	Austin Peay		
LAST 10 GAMES												
51	A	Ole Miss	7 8	15	H	Texas A&M	8 10					
51	A	Ole Miss	8 14	15	H	Texas A&M	7 0					
51	A	Ole Miss	8 6	19	H	Georgia	8 7					
238	A	Southeastern La.	16 1	19	H	Georgia	1 9					
15	H	Texas A&M	7 5	19	H	Georgia	1 6					

Non-Div. I Games:

Mississippi St.

Average RPI Win:	136	WON-LOST RECORD	WINNING PCT. RANK	LAST 10 GAMES	STRENGTH OF SCHEDULE	OPP. STRENGTH OF SCHEDULE	TEAM RPI	ADJ RPI	CONF. RPI	ADJ CONF. RPI
DIV. I ONLY		11-7-1	.60526 86	7-2-1	8	46	26	.61421 28	10	10
DIV. I NON-CONF.		8-7-1	.53125 123	4-2-1	5	17	28	.60661 30	10	10
<hr/>										
TOTALS	RPI 1-25	RPI 26-50		W-L RECORDS		RPI 51-100		RPI 101-150		RPI 150+
11-7-1	1-5-0	0-1-1		OVERALL		1-0-0		5-1-0		4-0-0
1-0-0	0-0-0	0-0-0		HOME		0-0-0		1-0-0		0-0-0
3-5-1	0-4-0	0-1-1		AWAY		0-0-0		0-0-0		3-0-0
7-2-0	1-1-0	0-0-0		NEUTRAL		1-0-0		4-1-0		1-0-0
<hr/>										
8-7-1	1-5-0	0-1-1		NON-CONFERENCE		1-0-0		5-1-0		1-0-0
1-0-0	0-0-0	0-0-0		HOME		0-0-0		1-0-0		0-0-0
0-5-1	0-4-0	0-1-		AWAY		0-0-0		0-0-0		0-0-0
7-2-0	1-1-0	0-0-0		NEUTRAL		1-0-0		4-1-0		1-0-0
<hr/>										
3-0-0	0-0-0	0-0-0		CONFERENCE		0-0-0		0-0-0		3-0-0
0-0-0	0-0-0	0-0-0		HOME		0-0-0		0-0-0		0-0-0
3-0-0	0-0-0	0-0-0		AWAY		0-0-0		0-0-0		3-0-0
0-0-0	0-0-0	0-0-0		NEUTRAL		0-0-0		0-0-0		0-0-0
<hr/>										
RPI S	Opponent	Score		RPI S	Opponent	Score		RPI S	Opponent	Score
2 A	LSU	0	3	37 A	Fla. Atlantic	5	5	76 N	McNeese St.	3 2
2 A	LSU	0	8	37 A	Fla. Atlantic	2	3			
6 N	Florida St.	1	2							
14 A	La.-Lafayette	0	3							
14 A	La.-Lafayette	0	9							
17 N	Notre Dame	3	2							
<hr/>										
LAST 10 GAMES										
198 A	UNCW	6	0	143 N	Coastal Caro.	2	0			
198 A	UNCW	8	0	6 N	Florida St.	1	2			
198 A	UNCW	3	0	214 N	Bethune-Cookman	6	1			
133 H	Dartmouth	1	0	37 A	Fla. Atlantic	2	3			
37 A	Fla. Atlantic	5	5	76 N	McNeese St.	3	2			

Non-Div. I Games:

Hofstra

Average RPI Win:		83	WON-LOST RECORD		WINNING PCT. RANK		LAST 10 GAMES		STRENGTH OF SCHEDULE		OPP. STRENGTH OF SCHEDULE		TEAM RPI		ADJ RPI		CONF. RPI		ADJ CONF. RPI					
DIV. I ONLY			14-10-0		.58333		95		9-1-0		10		13		29		.61269		29		6		5	
DIV. I NON-CONF.			11-10-0		.52381		125		6-1-0		7		12		31		.60596		31		5		5	
TOTALS		RPI 1-25		RPI 26-50		W-L RECORDS		RPI 51-100		RPI 101-150		RPI 150+												
14-10-0		0-6-0		4-2-0		OVERALL		7-1-0		2-1-0		1-0-0												
2-0-0		0-0-0		0-0-0		HOME		2-0-0		0-0-0		0-0-0												
5-1-0		0-0-0		2-0-0		AWAY		3-1-0		0-0-0		0-0-0												
7-9-0		0-6-0		2-2-0		NEUTRAL		2-0-0		2-1-0		1-0-0												
11-10-0		0-6-0		4-2-0		NON-CONFERENCE		4-1-0		2-1-0		1-0-0												
2-0-0		0-0-0		0-0-0		HOME		2-0-0		0-0-0		0-0-0												
2-1-0		0-0-0		2-0-		AWAY		0-1-0		0-0-0		0-0-0												
7-9-0		0-6-0		2-2-0		NEUTRAL		2-0-0		2-1-0		1-0-0												
3-0-0		0-0-0		0-0-0		CONFERENCE		3-0-0		0-0-0		0-0-0												
0-0-0		0-0-0		0-0-0		HOME		0-0-0		0-0-0		0-0-0												
3-0-0		0-0-0		0-0-0		AWAY		3-0-0		0-0-0		0-0-0												
0-0-0		0-0-0		0-0-0		NEUTRAL		0-0-0		0-0-0		0-0-0												
RPI	S	Opponent		Score		RPI	S	Opponent		Score		RPI	S	Opponent		Score								
2	N	LSU		0	10	32	N	South Carolina		6	4	67	A	UNLV		7	8	115	N	Ball St.		13	0	
7	N	Oregon		0	8	38	N	North Carolina		7	3	68	N	Long Beach St.		5	2	134	N	Syracuse		1	2	
9	N	Arizona		6	7	45	N	BYU		1	5	73	N	Stanford		12	7	136	N	UC Santa Barbara		13	4	
11	N	California		2	5	46	A	Louisville		11	0	77	A	Penn St.		13	5	203	N	Southern Utah		9	0	
12	N	UCLA		2	8	47	A	Cal St. Fullerton		5	4	77	A	Penn St.		5	4							
12	N	UCLA		3	12	48	N	Texas		4	5	77	A	Penn St.		10	0							
												85	H	IUPUI		6	5							
												85	H	IUPUI		5	3							
LAST 10 GAMES																								
77	A	Penn St.		5	4	115	N	Ball St.		13	0													
77	A	Penn St.		13	5	46	A	Louisville		11	0													
77	A	Penn St.		10	0	12	N	UCLA		2	8													
85	H	IUPUI		6	5	73	N	Stanford		12	7													
85	H	IUPUI		5	3	203	N	Southern Utah		9	0													

Non-Div. I Games:

Northwestern

Average RPI Win:		96	WON-LOST RECORD		WINNING PCT. RANK		LAST 10 GAMES		STRENGTH OF SCHEDULE		OPP. STRENGTH OF SCHEDULE		TEAM RPI		ADJ RPI		CONF. RPI		ADJ CONF. RPI					
DIV. I ONLY			20-12-0		.625		76		6-4-0		20		12		30		.61051		30		12		12	
DIV. I NON-CONF.			17-12-0		.58621		98		3-4-0		11		16		33		.6056		32		12		11	
TOTALS		RPI 1-25		RPI 26-50				W-L RECORDS				RPI 51-100				RPI 101-150				RPI 150+				
20-12-0		0-9-0		3-1-0				OVERALL				11-1-0				2-1-0				4-0-0				
12-4-0		0-2-0		2-1-0				HOME				6-0-0				0-1-0				4-0-0				
1-1-0		0-1-0		1-0-0				AWAY				0-0-0				0-0-0				0-0-0				
7-7-0		0-6-0		0-0-0				NEUTRAL				5-1-0				2-0-0				0-0-0				
17-12-0		0-9-0		3-1-0				NON-CONFERENCE				8-1-0				2-1-0				4-0-0				
9-4-0		0-2-0		2-1-0				HOME				3-0-0				0-1-0				4-0-0				
1-1-0		0-1-0		1-0-				AWAY				0-0-0				0-0-0				0-0-0				
7-7-0		0-6-0		0-0-0				NEUTRAL				5-1-0				2-0-0				0-0-0				
3-0-0		0-0-0		0-0-0				CONFERENCE				3-0-0				0-0-0				0-0-0				
3-0-0		0-0-0		0-0-0				HOME				3-0-0				0-0-0				0-0-0				
0-0-0		0-0-0		0-0-0				AWAY				0-0-0				0-0-0				0-0-0				
0-0-0		0-0-0		0-0-0				NEUTRAL				0-0-0				0-0-0				0-0-0				
RPI	S	Opponent		Score		RPI	S	Opponent		Score		RPI	S	Opponent		Score		RPI	S	Opponent		Score		
2	N	LSU		1	6	41	H	Oregon St.		2	0	55	N	Purdue		2	0	101	N	Iowa		7	2	
3	N	Michigan		2	10	45	H	BYU		1	3	55	N	Purdue		2	1	131	N	Pacific		4	2	
7	H	Oregon		3	7	47	A	Cal St. Fullerton		9	3	62	N	Nebraska		0	10	132	H	UConn		4	11	
9	H	Arizona		1	6	49	H	North Dakota St.		6	1	67	H	UNLV		4	0	158	H	Central Mich.		9	5	
12	A	UCLA		1	4							67	H	UNLV		7	3	174	H	St. John's (NY)		13	8	
15	N	Texas A&M		5	9							67	H	UNLV		5	1	206	H	Seton Hall		4	3	
20	N	Kentucky		2	5							68	H	Long Beach St.		9	3	209	H	Santa Clara		10	4	
23	N	Oklahoma		1	10							68	N	Long Beach St.		6	2							
25	N	Baylor		2	12							73	N	Stanford		11	5							
												88	H	Cal Poly		8	2							
												94	N	Idaho St.		8	6							
												99	H	Iowa St.		3	0							
LAST 10 GAMES																								
						67	H	UNLV		7	3	209	H	Santa Clara		10	4							
						67	H	UNLV		4	0	25	N	Baylor		2	12							
						67	H	UNLV		5	1	68	H	Long Beach St.		9	3							
						9	H	Arizona		1	6	45	H	BYU		1	3							
						132	H	UConn		4	11	68	N	Long Beach St.		6	2							

Non-Div. I Games:

San Diego St.

Average RPI Win:	99	WON-LOST	WINNING	LAST 10	STRENGTH OF	OPP. STRENGTH	TEAM	ADJ	CONF.	ADJ CONF.	
Average RPI Loss:	39	RECORD	PCT. RANK	GAMES	SCHEDULE	OF SCHEDULE	RPI	RPI	RPI	RPI	
DIV. I ONLY	20-11-0	.64516	70	4-6-0	29	25	34	.60645	31	2	2
DIV. I NON-CONF.	20-6-0	.76923	33	4-1-0	62	28	30	.61017	26	2	2
<hr/>											
TOTALS	RPI 1-25	RPI 26-50		W-L RECORDS		RPI 51-100		RPI 101-150		RPI 150+	
20-11-0	1-7-0	1-1-0		OVERALL		10-2-0		5-1-0		3-0-0	
0-2-0	0-2-0	0-0-0		HOME		0-0-0		0-0-0		0-0-0	
6-5-0	0-3-0	0-0-0		AWAY		6-2-0		0-0-0		0-0-0	
14-4-0	1-2-0	1-1-0		NEUTRAL		4-0-0		5-1-0		3-0-0	
<hr/>											
20-6-0	1-2-0	1-1-0		NON-CONFERENCE		10-2-0		5-1-0		3-0-0	
0-0-0	0-0-0	0-0-0		HOME		0-0-0		0-0-0		0-0-0	
6-2-0	0-0-0	0-0-		AWAY		6-2-0		0-0-0		0-0-0	
14-4-0	1-2-0	1-1-0		NEUTRAL		4-0-0		5-1-0		3-0-0	
<hr/>											
0-5-0	0-5-0	0-0-0		CONFERENCE		0-0-0		0-0-0		0-0-0	
0-2-0	0-2-0	0-0-0		HOME		0-0-0		0-0-0		0-0-0	
0-3-0	0-3-0	0-0-0		AWAY		0-0-0		0-0-0		0-0-0	
0-0-0	0-0-0	0-0-0		NEUTRAL		0-0-0		0-0-0		0-0-0	
<hr/>											
RPI	S	Opponent	Score	RPI	S	Opponent	Score	RPI	S	Opponent	Score
7	H	Oregon	2 4	43	N	Ohio St.	10 7	57	N	CSUN	8 0
7	H	Oregon	9 15	47	N	Cal St. Fullerton	3 4	67	A	UNLV	10 2
12	A	UCLA	0 1					68	A	Long Beach St.	5 3
12	A	UCLA	0 6					68	A	Long Beach St.	1 4
12	A	UCLA	2 4					68	N	Long Beach St.	7 5
15	N	Texas A&M	1 5					76	A	McNeese St.	2 1
17	N	Notre Dame	1 3					76	A	McNeese St.	5 1
18	N	Tennessee	4 3					76	A	McNeese St.	1 0
								82	A	Hawaii	8 1
								82	A	Hawaii	1 5
								88	N	Cal Poly	3 1
								94	N	Idaho St.	2 0

Non-Div. I Games:

Utah

Average RPI Win:		115	WON-LOST RECORD		WINNING PCT. RANK	LAST 10 GAMES	STRENGTH OF SCHEDULE		OPP. STRENGTH OF SCHEDULE	TEAM RPI	ADJ RPI	CONF. RPI	ADJ CONF. RPI				
Average RPI Loss:		27															
DIV. I ONLY			21-12-0		.63636	73	4-6-0		25	16	32	.60532	32	1	1		
DIV. I NON-CONF.			19-5-0		.79167	29	2-0-0		79	40	29	.60671	29	1	1		
TOTALS		RPI 1-25		RPI 26-50		W-L RECORDS		RPI 51-100		RPI 101-150		RPI 150+					
21-12-0		3-9-0		2-2-0		OVERALL		3-0-0		7-1-0		6-0-0					
13-6-0		2-5-0		2-1-0		HOME		2-0-0		4-0-0		3-0-0					
2-4-0		0-3-0		0-0-0		AWAY		0-0-0		1-1-0		1-0-0					
6-2-0		1-1-0		0-1-0		NEUTRAL		1-0-0		2-0-0		2-0-0					
19-5-0		1-2-0		2-2-0		NON-CONFERENCE		3-0-0		7-1-0		6-0-0					
11-2-0		0-1-0		2-1-0		HOME		2-0-0		4-0-0		3-0-0					
2-1-0		0-0-0		0-0-		AWAY		0-0-0		1-1-0		1-0-0					
6-2-0		1-1-0		0-1-0		NEUTRAL		1-0-0		2-0-0		2-0-0					
2-7-0		2-7-0		0-0-0		CONFERENCE		0-0-0		0-0-0		0-0-0					
2-4-0		2-4-0		0-0-0		HOME		0-0-0		0-0-0		0-0-0					
0-3-0		0-3-0		0-0-0		AWAY		0-0-0		0-0-0		0-0-0					
0-0-0		0-0-0		0-0-0		NEUTRAL		0-0-0		0-0-0		0-0-0					
RPI	S	Opponent		Score		RPI	S	Opponent		Score		RPI	S	Opponent		Score	
6	N	Florida St.		3	4	26	H	South Ala.		1	4	52	H	Marshall		2	0
10	H	Missouri		0	8	29	N	Northwestern		4	6	73	N	Stanford		6	2
10	H	Missouri		3	9	33	H	Western Ky.		2	1	100	H	Charlotte		9	3
10	H	Missouri		2	4	38	H	North Carolina		6	3						
11	N	California		3	1												
15	A	Texas A&M		3	4												
15	A	Texas A&M		2	5												
15	A	Texas A&M		2	3												
18	H	Tennessee		8	0												
18	H	Tennessee		7	6												
18	H	Tennessee		1	9												
24	H	UCF		1	4												
												</					

Non-Div. I Games:

South Carolina

Average RPI Win:		124	WON-LOST RECORD		WINNING PCT. RANK		LAST 10 GAMES		STRENGTH OF SCHEDULE		OPP. STRENGTH OF SCHEDULE		TEAM RPI		ADJ RPI		CONF. RPI		ADJ CONF. RPI				
DIV. I ONLY			14-5-0		.73684 37		8-2-0		54		44		33		.60108 33		8		9				
DIV. I NON-CONF.			12-4-0		.75 38		6-1-0		76		41		35		.59218 35		9		9				
TOTALS		RPI 1-25		RPI 26-50		W-L RECORDS		RPI 51-100		RPI 101-150		RPI 150+											
14-5-0		1-2-0		0-1-0		OVERALL		5-2-0		4-0-0		4-0-0											
0-0-0		0-0-0		0-0-0		HOME		0-0-0		0-0-0		0-0-0											
7-3-0		1-1-0		0-1-0		AWAY		3-1-0		3-0-0		0-0-0											
7-2-0		0-1-0		0-0-0		NEUTRAL		2-1-0		1-0-0		4-0-0											
12-4-0		1-2-0		0-1-0		NON-CONFERENCE		3-1-0		4-0-0		4-0-0											
0-0-0		0-0-0		0-0-0		HOME		0-0-0		0-0-0		0-0-0											
5-2-0		1-1-0		0-0-		AWAY		1-0-0		3-0-0		0-0-0											
7-2-0		0-1-0		0-0-0		NEUTRAL		2-1-0		1-0-0		4-0-0											
2-1-0		0-0-0		0-0-0		CONFERENCE		2-1-0		0-0-0		0-0-0											
0-0-0		0-0-0		0-0-0		HOME		0-0-0		0-0-0		0-0-0											
2-1-0		0-0-0		0-0-0		AWAY		2-1-0		0-0-0		0-0-0											
0-0-0		0-0-0		0-0-0		NEUTRAL		0-0-0		0-0-0		0-0-0											
RPI	S	Opponent		Score		RPI	S	Opponent		Score		RPI	S	Opponent		Score							
3	N	Michigan		0	8	32	A	South Carolina		1	2	52	A	Marshall		3	2						
6	A	Florida St.		1	2							115	A	Ball St.		6	2						
18	A	Tennessee		2	0							52	A	Marshall		9	5						
												61	A	Troy		4	0						
												62	N	Nebraska		5	1						
												90	N	North Florida		2	7						
												91	N	Dayton		3	0						
												276	N	Alabama St.		16	8						
												276	N	Alabama St.		9	0						
LAST 10 GAMES						LAST 10 GAMES						LAST 10 GAMES											
115 A Ball St.						5	3	52 A Marshall						9	5	115 A Ball St.						4	2
115 A Ball St.						4	2	52 A Marshall						0	2	115 A Ball St.						5	3
115 A Ball St.						6	2	32 A South Carolina						1	2	117 N Georgia Tech						4	1
18 A Tennessee						2	0	91 N Dayton						3	0	153 N Akron						14	0
52 A Marshall						3	2	153 N Akron						14	0	232 N Buffalo						8	0

Non-Div. I Games:

Western Ky.

Average RPI Win:		141	WON-LOST RECORD		WINNING PCT. RANK		LAST 10 GAMES		STRENGTH OF SCHEDULE		OPP. STRENGTH OF SCHEDULE		TEAM RPI		ADJ RPI		CONF. RPI		ADJ CONF. RPI					
DIV. I ONLY			21-7-0		.75		33		5-5-0		47		80		31		.60081		34		5		6	
DIV. I NON-CONF.			16-6-0		.72727		48		3-4-0		55		95		36		.58494		38		6		6	
TOTALS		RPI 1-25		RPI 26-50		W-L RECORDS		RPI 51-100		RPI 101-150		RPI 150+												
21-7-0		0-5-0		1-0-0		OVERALL		7-1-0		4-0-0		9-1-0												
8-0-0		0-0-0		1-0-0		HOME		3-0-0		1-0-0		3-0-0												
4-6-0		0-5-0		0-0-0		AWAY		4-1-0		0-0-0		0-0-0												
9-1-0		0-0-0		0-0-0		NEUTRAL		0-0-0		3-0-0		6-1-0												
16-6-0		0-5-0		1-0-0		NON-CONFERENCE		2-0-0		4-0-0		9-1-0												
5-0-0		0-0-0		1-0-0		HOME		0-0-0		1-0-0		3-0-0												
2-5-0		0-5-0		0-0-		AWAY		2-0-0		0-0-0		0-0-0												
9-1-0		0-0-0		0-0-0		NEUTRAL		0-0-0		3-0-0		6-1-0												
5-1-0		0-0-0		0-0-0		CONFERENCE		5-1-0		0-0-0		0-0-0												
3-0-0		0-0-0		0-0-0		HOME		3-0-0		0-0-0		0-0-0												
2-1-0		0-0-0		0-0-0		AWAY		2-1-0		0-0-0		0-0-0												
0-0-0		0-0-0		0-0-0		NEUTRAL		0-0-0		0-0-0		0-0-0												
RPI	S	Opponent		Score		RPI	S	Opponent		Score		RPI	S	Opponent		Score								
4	A	Auburn		8	20	40	H	Chattanooga		4	2	61	H	Troy		15	3							
4	A	Auburn		0	10							61	H	Troy		4	3							
5	A	Alabama		1	9							61	H	Troy		4	0							
8	A	Kansas		6	8							71	A	Texas St.		4	5							
8	A	Kansas		4	5							71	A	Texas St.		5	2							
												71	A	Texas St.		13	4							
												87	A	Mercer		8	5							
												87	A	Mercer		3	0							
														113 N FGCU		16	2							
														115 N Ball St.		10	4							
														135 H Presbyterian		9	2							
														146 N East Carolina		4	3							
														160 N UMKC		10	2							
														168 N Winthrop		8	7							
														195 N Eastern Mich.		9	3							
														195 N Eastern Mich.		6	1							
														195 N Eastern Mich.		9	10							
														201 N Eastern Ill.		7	6							
														202 N Villanova		5	2							
														253 H Savannah St.		16	8							
														253 H Savannah St.		14	5							
														279 H Mt. St. Mary's		10	4							
LAST 10 GAMES																								
8	A	Kansas		4	5	5	A	Alabama		1	9													
195	N	Eastern Mich.		9	3	40	H	Chattanooga		4	2													
8	A	Kansas		6	8	71	A	Texas St.		4	5													
195	N	Eastern Mich.		9	10	71	A	Texas St.		5	2													
160	N	UMKC		10	2	71	A	Texas St.		13	4													

Non-Div. I Games:

Georgia St.

Average RPI Win:		138	WON-LOST RECORD		WINNING PCT. RANK		LAST 10 GAMES		STRENGTH OF SCHEDULE		OPP. STRENGTH OF SCHEDULE		TEAM RPI		ADJ RPI		CONF. RPI		ADJ CONF. RPI					
DIV. I ONLY			22-6-0		.78571		23		10-0-0		86		51		37		.60068		35		10		10	
DIV. I NON-CONF.			19-6-0		.76		36		7-0-0		88		67		37		.59013		36		10		10	
TOTALS		RPI 1-25		RPI 26-50		W-L RECORDS		RPI 51-100		RPI 101-150		RPI 150+												
22-6-0		2-3-0		0-1-0		OVERALL		8-1-0		1-0-0		11-1-0												
6-1-0		0-0-0		0-0-0		HOME		2-0-0		0-0-0		4-1-0												
5-2-0		1-1-0		0-0-0		AWAY		2-1-0		0-0-0		2-0-0												
11-3-0		1-2-0		0-1-0		NEUTRAL		4-0-0		1-0-0		5-0-0												
19-6-0		2-3-0		0-1-0		NON-CONFERENCE		5-1-0		1-0-0		11-1-0												
5-1-0		0-0-0		0-0-0		HOME		1-0-0		0-0-0		4-1-0												
3-2-0		1-1-0		0-0-		AWAY		0-1-0		0-0-0		2-0-0												
11-3-0		1-2-0		0-1-0		NEUTRAL		4-0-0		1-0-0		5-0-0												
3-0-0		0-0-0		0-0-0		CONFERENCE		3-0-0		0-0-0		0-0-0												
1-0-0		0-0-0		0-0-0		HOME		1-0-0		0-0-0		0-0-0												
2-0-0		0-0-0		0-0-0		AWAY		2-0-0		0-0-0		0-0-0												
0-0-0		0-0-0		0-0-0		NEUTRAL		0-0-0		0-0-0		0-0-0												
RPI	S	Opponent		Score		RPI	S	Opponent		Score		RPI	S	Opponent		Score								
3	N	Michigan		0	10	39	N	Virginia Tech		2	3	65	N	Jacksonville St.		1	0							
5	A	Alabama		4	6							74	H	Maryland		10	5							
16	N	Minnesota		8	2							75	N	Lipscomb		11	1							
19	N	Georgia		1	7							75	N	Lipscomb		3	0							
24	A	UCF		2	1							77	N	Penn St.		2	1							
												80	A	Towson		5	1							
												80	A	Towson		6	2							
												80	H	Towson		4	3							
												90	A	North Florida		0	1							

Non-Div. I Games:

James Madison

Average RPI Win: 142		WON-LOST RECORD	WINNING PCT. RANK		LAST 10 GAMES	STRENGTH OF SCHEDULE	OPP. STRENGTH OF SCHEDULE	TEAM RPI	ADJ RPI		CONF. RPI	ADJ CONF. RPI					
Average RPI Loss: 76																	
DIV. I ONLY		24-6-0	.8	16	8-2-0	79	122	38	.59949	36	23	23					
DIV. I NON-CONF.		18-5-0	.78261	30	2-1-0	74	97	34	.59871	34	23	23					
<hr/>																	
TOTALS		RPI 1-25		RPI 26-50		W-L RECORDS		RPI 51-100		RPI 101-150		RPI 150+					
24-6-0		0-2-0		1-0-0		OVERALL		8-1-0		5-3-0		10-0-0					
3-1-0		0-0-0		0-0-0		HOME		0-0-0		2-1-0		1-0-0					
5-3-0		0-2-0		0-0-0		AWAY		1-0-0		2-1-0		2-0-0					
16-2-0		0-0-0		1-0-0		NEUTRAL		7-1-0		1-1-0		7-0-0					
18-5-0		0-2-0		1-0-0		NON-CONFERENCE		8-1-0		1-2-0		8-0-0					
1-0-0		0-0-0		0-0-0		HOME		0-0-0		0-0-0		1-0-0					
1-3-0		0-2-0		0-0-		AWAY		1-0-0		0-1-0		0-0-0					
16-2-0		0-0-0		1-0-0		NEUTRAL		7-1-0		1-1-0		7-0-0					
6-1-0		0-0-0		0-0-0		CONFERENCE		0-0-0		4-1-0		2-0-0					
2-1-0		0-0-0		0-0-0		HOME		0-0-0		2-1-0		0-0-0					
4-0-0		0-0-0		0-0-0		AWAY		0-0-0		2-0-0		2-0-0					
0-0-0		0-0-0		0-0-0		NEUTRAL		0-0-0		0-0-0		0-0-0					
RPI	S	Opponent		Score		RPI	S	Opponent		Score		RPI	S	Opponent		Score	
4	A	Auburn		5	8	43	N	Ohio St.		6	0	58	N	Samford		7	2
19	A	Georgia		0	9							61	N	Troy		10	0
												61	N	Troy		5	2
												70	N	Pittsburgh		1	0
												71	N	Texas St.		10	2
												78	N	Elon		3	2
												83	N	La.-Monroe		3	4
												89	A	Louisiana Tech		6	4
												90	N	North Florida		4	3
												102	N	Missouri St.		3	1
												103	H	Murray St.		2	7
												103	H	Murray St.		6	4
												103	H	Murray St.		5	4
												113	A	FGCU		0	3
												132	N	UConn		1	2
												141	A	Eastern Ky.		5	1
												141	A	Eastern Ky.		8	0
												181	N	Georgetown		8	2
												199	H	Bradley		6	5
												202	N	Villanova		4	1
												206	N	Seton Hall		5	3
												206	N	Seton Hall		4	3
												228	N	Bowling Green		3	0
												233	A	Morehead St.		1	0
												233	A	Morehead St.		10	3
												241	N	Abilene Christian		8	0
												278	N	Ark.-Pine Bluff		11	1
<hr/>																	
LAST 10 GAMES																	
233	A	Morehead St.		1	0	103	H	Murray St.		2	7						
233	A	Morehead St.		10	3	103	H	Murray St.		6	4						
141	A	Eastern Ky.		5	1	103	H	Murray St.		5	4						
141	A	Eastern Ky.		8	0	70	N	Pittsburgh		1	0						
199	H	Bradley		6	5	113	A	FGCU		0	3						

Non-Div. I Games:

SIUE

Average RPI Win:		137	WON-LOST RECORD		WINNING PCT. RANK		LAST 10 GAMES		STRENGTH OF SCHEDULE		OPP. STRENGTH OF SCHEDULE		TEAM RPI		ADJ RPI		CONF. RPI		ADJ CONF. RPI	
DIV. I ONLY			24-7-1		.76563 31		7-2-1		72		54		36		.59593 37		8		9	
DIV. I NON-CONF.			19-6-1		.75 38		2-1-1		95		29		38		.58532 37		9		9	
TOTALS		RPI 1-25		RPI 26-50		W-L RECORDS		RPI 51-100		RPI 101-150		RPI 150+								
24-7-1		0-4-0		1-0-1		OVERALL		7-1-0		5-1-0		11-1-0								
19-4-1		0-3-0		1-0-1		HOME		5-0-0		3-1-0		10-0-0								
2-2-0		0-1-0		0-0-0		AWAY		2-1-0		0-0-0		0-0-0								
3-1-0		0-0-0		0-0-0		NEUTRAL		0-0-0		2-0-0		1-1-0								
19-6-1		0-4-0		1-0-1		NON-CONFERENCE		5-0-0		5-1-0		8-1-0								
16-4-1		0-3-0		1-0-1		HOME		5-0-0		3-1-0		7-0-0								
0-1-0		0-1-0		0-0-		AWAY		0-0-0		0-0-0		0-0-0								
3-1-0		0-0-0		0-0-0		NEUTRAL		0-0-0		2-0-0		1-1-0								
5-1-0		0-0-0		0-0-0		CONFERENCE		2-1-0		0-0-0		3-0-0								
3-0-0		0-0-0		0-0-0		HOME		0-0-0		0-0-0		3-0-0								
2-1-0		0-0-0		0-0-0		AWAY		2-1-0		0-0-0		0-0-0								
0-0-0		0-0-0		0-0-0		NEUTRAL		0-0-0		0-0-0		0-0-0								
RPI	S	Opponent		Score		RPI	S	Opponent		Score		RPI	S	Opponent		Score				
2	A	LSU		4	12	28	H	Hofstra		5	5	66	H	Arkansas		12	7			
6	H	Florida St.		0	12	28	H	Hofstra		3	2	74	H	Maryland		6	5			
6	H	Florida St.		0	1							77	H	Penn St.		7	0			
8	H	Kansas		6	7							89	A	Louisiana Tech		8	4			
												89	A	Louisiana Tech		1	6			
												89	A	Louisiana Tech		5	4			
												90	H	North Florida		8	4			
												92	H	Tulsa		1	0			
														Northwestern St.		3	2			
														Ball St.		9	3			
														Georgia Tech		2	0			
														Michigan St.		9	1			
														Michigan St.		9	3			
														Coastal Caro.		1	3			
														Stephen F. Austin		8	0			
														Stephen F. Austin		0	4			
														Providence		10	2			
														Albany (NY)		10	1			
														Middle Tenn.		9	0			
														Middle Tenn.		5	0			
														Middle Tenn.		3	1			
														LIU Brooklyn		7	0			
														Bethune-Cookman		6	0			
														Bethune-Cookman		7	1			
														Princeton		5	0			
														Florida A&M		18	0			
LAST 10 GAMES						LAST 10 GAMES														
173 H Middle Tenn.						5	0	89 A Louisiana Tech						1	6					
173 H Middle Tenn.						9	0	6 H Florida St.						0	12					
173 H Middle Tenn.						3	1	214 H Bethune-Cookman						7	1					
89 A Louisiana Tech						8	4	28 H Hofstra						5	5					
89 A Louisiana Tech						5	4	214 H Bethune-Cookman						6	0					

Non-Div. I Games:

Fla. Atlantic

Average RPI Win:	123	WON-LOST RECORD	WINNING PCT. RANK	LAST 10 GAMES	STRENGTH OF SCHEDULE	OPP. STRENGTH OF SCHEDULE	TEAM RPI	ADJ RPI	CONF. RPI	ADJ CONF. RPI					
DIV. I ONLY		21-7-0	.75	33	7-3-0	59	56	35	.59585	38	4	4			
DIV. I NON-CONF.		15-5-0	.75	38	3-1-0	148	52	49	.56531	50	4	4			
<hr/>															
TOTALS	RPI 1-25	RPI 26-50		W-L RECORDS		RPI 51-100		RPI 101-150		RPI 150+					
21-7-0	0-1-0	4-4-0		OVERALL		6-1-0		5-1-0		6-0-0					
12-0-0	0-0-0	3-0-0		HOME		4-0-0		2-0-0		3-0-0					
2-4-0	0-0-0	1-3-0		AWAY		0-1-0		1-0-0		0-0-0					
7-3-0	0-1-0	0-1-0		NEUTRAL		2-0-0		2-1-0		3-0-0					
15-5-0	0-1-0	1-2-0		NON-CONFERENCE		3-1-0		5-1-0		6-0-0					
7-0-0	0-0-0	1-0-0		HOME		1-0-0		2-0-0		3-0-0					
1-2-0	0-0-0	0-0-		AWAY		0-1-0		1-0-0		0-0-0					
7-3-0	0-1-0	0-1-0		NEUTRAL		2-0-0		2-1-0		3-0-0					
6-2-0	0-0-0	3-2-0		CONFERENCE		3-0-0		0-0-0		0-0-0					
5-0-0	0-0-0	2-0-0		HOME		3-0-0		0-0-0		0-0-0					
1-2-0	0-0-0	1-2-0		AWAY		0-0-0		0-0-0		0-0-0					
0-0-0	0-0-0	0-0-0		NEUTRAL		0-0-0		0-0-0		0-0-0					
RPI	S	Opponent	Score	RPI	S	Opponent	Score	RPI	S	Opponent	Score				
7	N	Oregon	5 8	29	N	Northwestern	3 7	60	A	USC Upstate	4 9	108	N	Col. of Charleston	13 2
				32	A	South Carolina	3 6	73	N	Stanford	7 5	110	N	Appalachian St.	3 4
				39	H	Virginia Tech	6 1	84	H	Boston College	1 0	123	H	UNC Greensboro	15 0
				39	H	Virginia Tech	9 5	84	H	Boston College	5 2	139	A	Ga. Southern	9 0
				46	A	Louisville	2 9	84	H	Boston College	15 7	141	N	Eastern Ky.	7 0
				46	A	Louisville	4 2	91	N	Dayton	6 1	143	H	Coastal Caro.	14 6
				46	A	Louisville	4 6	100	H	Charlotte	7 0	177	H	Western Caro.	1 0
				48	H	Texas	8 3					186	N	Nevada	9 0
												199	N	Bradley	8 0
												199	N	Bradley	8 4
												236	H	Fairleigh Dickinson	13 2
												237	H	Ohio	9 1
<hr/>															
				LAST 10 GAMES											
				46 A Louisville 4 6				84 H Boston College 15 7							
				46 A Louisville 4 2				84 H Boston College 5 2							
				46 A Louisville 2 9				143 H Coastal Caro. 14 6							
				123 H UNC Greensboro 15 0				60 A USC Upstate 4 9							
				84 H Boston College 1 0				100 H Charlotte 7 0							

Non-Div. I Games:

North Carolina

Average RPI Win:	147	WON-LOST	WINNING	LAST 10	STRENGTH OF	OPP. STRENGTH	TEAM	ADJ	CONF.	ADJ CONF.	
Average RPI Loss:	27	RECORD	PCT. RANK	GAMES	SCHEDULE	OF SCHEDULE	RPI	RPI	RPI	RPI	
DIV. I ONLY	22-6-0	.78571	23	7-3-0	95	65	39	.59113	39	4	4
DIV. I NON-CONF.	19-1-0	.95	3	6-0-0	193	105	32	.59905	33	4	4
<hr/>											
TOTALS	RPI 1-25	RPI 26-50		W-L RECORDS		RPI 51-100		RPI 101-150		RPI 150+	
22-6-0	0-3-0	1-2-0		OVERALL		6-1-0		7-0-0		8-0-0	
3-3-0	0-3-0	0-0-0		HOME		0-0-0		3-0-0		0-0-0	
7-2-0	0-0-0	0-2-0		AWAY		3-0-0		3-0-0		1-0-0	
12-1-0	0-0-0	1-0-0		NEUTRAL		3-1-0		1-0-0		7-0-0	
<hr/>											
19-1-0	0-0-0	1-0-0		NON-CONFERENCE		6-1-0		4-0-0		8-0-0	
0-0-0	0-0-0	0-0-0		HOME		0-0-0		0-0-0		0-0-0	
7-0-0	0-0-0	0-0-		AWAY		3-0-0		3-0-0		1-0-0	
12-1-0	0-0-0	1-0-0		NEUTRAL		3-1-0		1-0-0		7-0-0	
<hr/>											
3-5-0	0-3-0	0-2-0		CONFERENCE		0-0-0		3-0-0		0-0-0	
3-3-0	0-3-0	0-0-0		HOME		0-0-0		3-0-0		0-0-0	
0-2-0	0-0-0	0-2-0		AWAY		0-0-0		0-0-0		0-0-0	
0-0-0	0-0-0	0-0-0		NEUTRAL		0-0-0		0-0-0		0-0-0	
<hr/>											
RPI S	Opponent	Score	RPI S	Opponent	Score	RPI S	Opponent	Score	RPI S	Opponent	Score
6 H	Florida St.	6 7	35 N	James Madison	3 2	65 N	Jacksonville St.	4 0	134 H	Syracuse	2 0
6 H	Florida St.	2 5	38 A	North Carolina	5 9	65 N	Jacksonville St.	5 8	134 H	Syracuse	2 0
6 H	Florida St.	5 7	38 A	North Carolina	1 6	74 N	Maryland	7 6	134 H	Syracuse	10 2
						74 N	Maryland	11 10	143 A	Coastal Caro.	6 0
						82 A	Hawaii	1 0	146 A	East Carolina	6 1
						82 A	Hawaii	3 1	146 A	East Carolina	4 3
						90 A	North Florida	7 4	149 N	Western Ill.	9 0
									151 N	Maine	4 2
									179 N	St. Bonaventure	6 1
									200 A	Radford	11 1
									206 N	Seton Hall	18 0
									206 N	Seton Hall	9 0
									248 N	Columbia	8 0
									273 N	Lafayette	10 0
									273 N	Lafayette	8 0
<hr/>											
LAST 10 GAMES											
6 H	Florida St.	2 5	82 A	Hawaii	1 0						
6 H	Florida St.	5 7	149 N	Western Ill.	9 0						
6 H	Florida St.	6 7	82 A	Hawaii	3 1						
200 A	Radford	11 1	179 N	St. Bonaventure	6 1						
248 N	Columbia	8 0	134 H	Syracuse	2 0						

Non-Div. I Games:

Virginia Tech

Average RPI Win:		139	WON-LOST RECORD		WINNING PCT. RANK		LAST 10 GAMES		STRENGTH OF SCHEDULE		OPP. STRENGTH OF SCHEDULE		TEAM RPI		ADJ RPI		CONF. RPI		ADJ CONF. RPI				
DIV. I ONLY			20-8-0		.71429		46		61		69		40		.59058		40		11				
DIV. I NON-CONF.			17-8-0		.68		62		57		61		44		.58067		40		11				
TOTALS		RPI 1-25		RPI 26-50		W-L RECORDS		RPI 51-100		RPI 101-150		RPI 150+											
20-8-0		1-4-0		2-1-0		OVERALL		2-0-0		7-1-0		8-2-0											
3-0-0		0-0-0		0-0-0		HOME		0-0-0		3-0-0		0-0-0											
1-2-0		0-1-0		1-1-0		AWAY		0-0-0		0-0-0		0-0-0											
16-6-0		1-3-0		1-0-0		NEUTRAL		2-0-0		4-1-0		8-2-0											
17-8-0		1-4-0		2-1-0		NON-CONFERENCE		2-0-0		4-1-0		8-2-0											
0-0-0		0-0-0		0-0-0		HOME		0-0-0		0-0-0		0-0-0											
1-2-0		0-1-0		1-0-		AWAY		0-0-0		0-0-0		0-0-0											
16-6-0		1-3-0		1-0-0		NEUTRAL		2-0-0		4-1-0		8-2-0											
3-0-0		0-0-0		0-0-0		CONFERENCE		0-0-0		3-0-0		0-0-0											
3-0-0		0-0-0		0-0-0		HOME		0-0-0		3-0-0		0-0-0											
0-0-0		0-0-0		0-0-0		AWAY		0-0-0		0-0-0		0-0-0											
0-0-0		0-0-0		0-0-0		NEUTRAL		0-0-0		0-0-0		0-0-0											
RPI	S	Opponent		Score		RPI	S	Opponent		Score		RPI	S	Opponent		Score							
4	A	Auburn		1	12	26	A	South Ala.		3	1	66	N	Arkansas		7	3	110	N	Appalachian St.		3	0
8	N	Kansas		1	11	34	A	Georgia St.		2	4	96	N	La Salle		4	0	114	N	Jacksonville		7	2
8	N	Kansas		3	11	44	N	UAB		13	0							115	N	Ball St.		10	9
8	N	Kansas		4	0													115	N	Ball St.		6	2
10	N	Missouri		1	6													123	H	UNC Greensboro		5	4
																		123	H	UNC Greensboro		5	4
																		123	H	UNC Greensboro		3	1
																		134	N	Syracuse		2	4
																		160	N	UMKC		0	7
																		161	N	Cleveland St.		3	0
																		164	N	Sam Houston St.		5	2
																		176	N	Boston U.		6	1
																		185	N	UMass Lowell		5	9
																		217	N	Evansville		5	3
																		225	N	George Washington		4	2
																		242	N	Army		6	0
																		246	N	Massachusetts		8	0
																		287	N	Hartford		10	1
LAST 10 GAMES																							
123	H	UNC Greensboro		5	4	134	N	Syracuse		2	4												
123	H	UNC Greensboro		5	4	242	N	Army		6	0												
123	H	UNC Greensboro		3	1	246	N	Massachusetts		8	0												
34	A	Georgia St.		2	4	287	N	Hartford		10	1												
176	N	Boston U.		6	1	8	N	Kansas		3	11												

Non-Div. I Games:

Chattanooga

Average RPI Win: 124		WON-LOST	WINNING	LAST 10	STRENGTH OF		OPP. STRENGTH	TEAM	ADJ	CONF.	ADJ CONF.
Average RPI Loss: 37		RECORD	PCT. RANK	GAMES	SCHEDULE		OF SCHEDULE	RPI	RPI	RPI	RPI
DIV. I ONLY		21-9-0	.7	49	6-4-0		71	35	42	.58637	41
DIV. I NON-CONF.		19-6-0	.76	36	4-1-0		123	42	43	.58008	41
TOTALS		RPI 1-25	RPI 26-50		W-L RECORDS		RPI 51-100		RPI 101-150		RPI 150+
21-9-0		0-4-0	2-3-0		OVERALL		5-2-0		8-0-0		6-0-0
2-0-0		0-0-0	0-0-0		HOME		2-0-0		0-0-0		0-0-0
1-5-0		0-3-0	1-1-0		AWAY		0-1-0		0-0-0		0-0-0
18-4-0		0-1-0	1-2-0		NEUTRAL		3-1-0		8-0-0		6-0-0
19-6-0		0-1-0	2-3-0		NON-CONFERENCE		3-2-0		8-0-0		6-0-0
0-0-0		0-0-0	0-0-0		HOME		0-0-0		0-0-0		0-0-0
1-2-0		0-0-0	1-0-		AWAY		0-1-0		0-0-0		0-0-0
18-4-0		0-1-0	1-2-0		NEUTRAL		3-1-0		8-0-0		6-0-0
2-3-0		0-3-0	0-0-0		CONFERENCE		2-0-0		0-0-0		0-0-0
2-0-0		0-0-0	0-0-0		HOME		2-0-0		0-0-0		0-0-0
0-3-0		0-3-0	0-0-0		AWAY		0-0-0		0-0-0		0-0-0
0-0-0		0-0-0	0-0-0		NEUTRAL		0-0-0		0-0-0		0-0-0
RPI S	Opponent	Score	RPI S	Opponent	Score	RPI S	Opponent	Score	RPI S	Opponent	Score
7 A	Oregon	0 10	30 A	San Diego St.	0 2	51 N	Ole Miss	2 1	111 N	Longwood	7 3
7 A	Oregon	0 9	41 A	Fresno St.	16 12	62 N	Nebraska	11 10	124 N	Rutgers	8 3
7 A	Oregon	12 23	45 N	BYU	5 14	73 H	Stanford	7 6	125 N	Wisconsin	5 0
20 N	Kentucky	5 6	49 N	North Dakota St.	2 4	73 H	Stanford	10 0	131 N	Pacific	13 0
			49 N	North Dakota St.	6 5	82 A	Hawaii	1 4	136 N	UC Santa Barbara	14 5
						88 N	Cal Poly	6 5	136 N	UC Santa Barbara	13 0
						88 N	Cal Poly	0 1	146 N	East Carolina	2 1
									146 N	East Carolina	8 5
									158 N	Central Mich.	13 2
									165 N	Indiana	10 6
									186 N	Nevada	4 2
									186 N	Nevada	6 4
									204 N	St. Mary's (CA)	13 8
									206 N	Seton Hall	17 3
			LAST 10 GAMES								
			73 H	Stanford	7 6	146 N	East Carolina	8 5			
			73 H	Stanford	10 0	82 A	Hawaii	1 4			
			7 A	Oregon	0 9	146 N	East Carolina	2 1			
			7 A	Oregon	12 23	111 N	Longwood	7 3			
			7 A	Oregon	0 10	124 N	Rutgers	8 3			

Non-Div. I Games:

Oregon St.

Average RPI Win:		138	WON-LOST RECORD		WINNING PCT. RANK		LAST 10 GAMES		STRENGTH OF SCHEDULE		OPP. STRENGTH OF SCHEDULE		TEAM RPI		ADJ RPI		CONF. RPI		ADJ CONF. RPI	
DIV. I ONLY			22-10-0		.6875 57		7-3-0		53		53		41		.58637 41		12		12	
DIV. I NON-CONF.			19-10-0		.65517 69		4-3-0		46		39		41		.5783 44		12		11	
TOTALS		RPI 1-25		RPI 26-50		W-L RECORDS		RPI 51-100		RPI 101-150		RPI 150+								
22-10-0		0-6-0		1-2-0		OVERALL		5-2-0		9-0-0		7-0-0								
10-4-0		0-2-0		0-1-0		HOME		2-1-0		3-0-0		5-0-0								
3-0-0		0-0-0		0-0-0		AWAY		0-0-0		3-0-0		0-0-0								
9-6-0		0-4-0		1-1-0		NEUTRAL		3-1-0		3-0-0		2-0-0								
19-10-0		0-6-0		1-2-0		NON-CONFERENCE		5-2-0		6-0-0		7-0-0								
10-4-0		0-2-0		0-1-0		HOME		2-1-0		3-0-0		5-0-0								
0-0-0		0-0-0		0-0-		AWAY		0-0-0		0-0-0		0-0-0								
9-6-0		0-4-0		1-1-0		NEUTRAL		3-1-0		3-0-0		2-0-0								
3-0-0		0-0-0		0-0-0		CONFERENCE		0-0-0		3-0-0		0-0-0								
0-0-0		0-0-0		0-0-0		HOME		0-0-0		0-0-0		0-0-0								
3-0-0		0-0-0		0-0-0		AWAY		0-0-0		3-0-0		0-0-0								
0-0-0		0-0-0		0-0-0		NEUTRAL		0-0-0		0-0-0		0-0-0								
RPI	S	Opponent		Score		RPI	S	Opponent		Score		RPI	S	Opponent		Score				
1	N	Florida		1	4	41	H	Oregon St.		12	16	51	N	Ole Miss		0	4			
7	N	Oregon		0	3	43	N	Ohio St.		2	3	57	N	CSUN		3	2			
9	N	Arizona		1	7	48	N	Texas		8	7	63	H	UC Riverside		2	4			
11	H	California		9	14							73	N	Stanford		13	8			
16	H	Minnesota		1	3							86	N	Fordham		8	0			
25	N	Baylor		3	9							88	H	Cal Poly		4	1			
												95	H	UC Davis		8	5			
														131 H Pacific		1	0			
														136 H UC Santa Barbara		7	2			
														145 N Oklahoma St.		16	4			
														169 H Providence		6	1			
														178 N Loyola Marymount		8	0			
														204 H St. Mary's (CA)		1	0			
														209 H Santa Clara		2	1			
														209 H Santa Clara		2	0			
														229 H Montana		5	1			
														247 N Portland St.		6	1			
LAST 10 GAMES																				
				127	A	Colorado St.	11	2	229	H	Montana	5	1							
				127	A	Colorado St.	3	1	169	H	Providence	6	1							
				127	A	Colorado St.	9	0	131	H	Pacific	1	0							
				88	H	Cal Poly	4	1	9	N	Arizona	1	7							
				16	H	Minnesota	1	3	25	N	Baylor	3	9							

Non-Div. I Games:

Fresno St.

Average RPI Win:	141	WON-LOST	WINNING	LAST 10	STRENGTH OF	OPP. STRENGTH	TEAM	ADJ	CONF.	ADJ CONF.		
Average RPI Loss:	32	RECORD	PCT. RANK	GAMES	SCHEDULE	OF SCHEDULE	RPI	RPI	RPI	RPI		
DIV. I ONLY		13-12-0	.52	123	2-8-0	13	49	43	.58159	43	6	5
DIV. I NON-CONF.		13-9-0	.59091	95	2-5-0	17	87	42	.57912	43	5	5
<hr/>												
TOTALS	RPI 1-25	RPI 26-50		W-L RECORDS		RPI 51-100		RPI 101-150		RPI 150+		
13-12-0	0-7-0	1-4-0		OVERALL		3-0-0		5-0-0		4-1-0		
0-5-0	0-3-0	0-2-0		HOME		0-0-0		0-0-0		0-0-0		
1-4-0	0-3-0	0-0-0		AWAY		0-0-0		1-0-0		0-1-0		
12-3-0	0-1-0	1-2-0		NEUTRAL		3-0-0		4-0-0		4-0-0		
<hr/>												
13-9-0	0-4-0	1-4-0		NON-CONFERENCE		3-0-0		5-0-0		4-1-0		
0-2-0	0-0-0	0-2-0		HOME		0-0-0		0-0-0		0-0-0		
1-4-0	0-3-0	0-0-		AWAY		0-0-0		1-0-0		0-1-0		
12-3-0	0-1-0	1-2-0		NEUTRAL		3-0-0		4-0-0		4-0-0		
<hr/>												
0-3-0	0-3-0	0-0-0		CONFERENCE		0-0-0		0-0-0		0-0-0		
0-3-0	0-3-0	0-0-0		HOME		0-0-0		0-0-0		0-0-0		
0-0-0	0-0-0	0-0-0		AWAY		0-0-0		0-0-0		0-0-0		
0-0-0	0-0-0	0-0-0		NEUTRAL		0-0-0		0-0-0		0-0-0		
<hr/>												
RPI	S	Opponent	Score	RPI	S	Opponent	Score	RPI	S	Opponent	Score	
3	H	Michigan	1 13	31	N	Utah	7 10	57	N	CSUN	5 3	
3	H	Michigan	0 20	36	N	SIUE	0 6	58	N	Samford	10 0	
3	H	Michigan	1 13	41	N	Fresno St.	3 2	67	N	UNLV	10 8	
4	A	Auburn	2 14	46	H	Louisville	7 9					
12	N	UCLA	0 8	46	H	Louisville	4 14					
21	A	Washington	0 6									
21	A	Washington	4 5									

Non-Div. I Games:

Ohio St.

Average RPI Win:	135	WON-LOST RECORD	WINNING PCT. RANK	LAST 10 GAMES	STRENGTH OF SCHEDULE	OPP. STRENGTH OF SCHEDULE	TEAM RPI	ADJ RPI	CONF. RPI	ADJ CONF. RPI		
DIV. I ONLY		22-7-0	.75862	32	8-2-0	115	77	44	.58024	44	8	9
DIV. I NON-CONF.		15-6-0	.71429	50	1-1-0	98	77	47	.57136	47	9	9
<hr/>												
TOTALS	RPI 1-25	RPI 26-50		W-L RECORDS		RPI 51-100		RPI 101-150		RPI 150+		
22-7-0	1-1-0	1-1-0		OVERALL		6-3-0		5-0-0		9-2-0		
8-1-0	0-0-0	1-0-0		HOME		4-1-0		0-0-0		3-0-0		
2-2-0	0-1-0	0-0-0		AWAY		1-1-0		0-0-0		1-0-0		
12-4-0	1-0-0	0-1-0		NEUTRAL		1-1-0		5-0-0		5-2-0		
<hr/>												
15-6-0	1-1-0	1-1-0		NON-CONFERENCE		2-2-0		5-0-0		6-2-0		
2-1-0	0-0-0	1-0-0		HOME		1-1-0		0-0-0		0-0-0		
1-1-0	0-1-0	0-0-		AWAY		0-0-0		0-0-0		1-0-0		
12-4-0	1-0-0	0-1-0		NEUTRAL		1-1-0		5-0-0		5-2-0		
<hr/>												
7-1-0	0-0-0	0-0-0		CONFERENCE		4-1-0		0-0-0		3-0-0		
6-0-0	0-0-0	0-0-0		HOME		3-0-0		0-0-0		3-0-0		
1-1-0	0-0-0	0-0-0		AWAY		1-1-0		0-0-0		0-0-0		
0-0-0	0-0-0	0-0-0		NEUTRAL		0-0-0		0-0-0		0-0-0		
<hr/>												
RPI S	Opponent	Score		RPI S	Opponent	Score		RPI S	Opponent	Score		
4 A	Auburn	2	11	27 H	Mississippi St.	5	4	65 H	Jacksonville St.	2	7	
16 N	Minnesota	1	0	40 N	Chattanooga	0	13	71 N	Texas St.	1	7	
								72 A	UTSA	3	2	
								72 A	UTSA	5	11	
								75 H	Lipscomb	8	7	
								80 N	Towson	9	0	
								93 H	North Texas	5	2	
								93 H	North Texas	5	4	
								93 H	North Texas	6	1	

Average RPI Win: 129		WON-LOST RECORD	WINNING PCT. RANK	LAST 10 GAMES	STRENGTH OF SCHEDULE	OPP. STRENGTH OF SCHEDULE	TEAM RPI	ADJ RPI		CONF. RPI	ADJ CONF. RPI
Average RPI Loss: 62											
DIV. I ONLY		20-8-0	.71429 46	8-2-0	100	52	45	.57696	45	15	15
DIV. I NON-CONF.		20-8-0	.71429 50	8-2-0	102	45	45	.57696	45	16	16
TOTALS		RPI 1-25	RPI 26-50		W-L RECORDS		RPI 51-100		RPI 101-150		RPI 150+
20-8-0	0-3-0	3-1-0		OVERALL		3-3-0		8-0-0		6-1-0	
3-1-0	0-0-0	0-0-0		HOME		0-0-0		3-0-0		0-1-0	
2-0-0	0-0-0	1-0-0		AWAY		1-0-0		0-0-0		0-0-0	
15-7-0	0-3-0	2-1-0		NEUTRAL		2-3-0		5-0-0		6-0-0	
20-8-0	0-3-0	3-1-0		NON-CONFERENCE		3-3-0		8-0-0		6-1-0	
3-1-0	0-0-0	0-0-0		HOME		0-0-0		3-0-0		0-1-0	
2-0-0	0-0-0	1-0-		AWAY		1-0-0		0-0-0		0-0-0	
15-7-0	0-3-0	2-1-0		NEUTRAL		2-3-0		5-0-0		6-0-0	
0-0-0	0-0-0	0-0-0		CONFERENCE		0-0-0		0-0-0		0-0-0	
0-0-0	0-0-0	0-0-0		HOME		0-0-0		0-0-0		0-0-0	
0-0-0	0-0-0	0-0-0		AWAY		0-0-0		0-0-0		0-0-0	
0-0-0	0-0-0	0-0-0		NEUTRAL		0-0-0		0-0-0		0-0-0	
RPI S	Opponent	Score	RPI S	Opponent	Score	RPI S	Opponent	Score	RPI S	Opponent	Score
11 N	California	4 12	29 N	Northwestern	5 1	59 N	San Jose St.	8 9	130 N	Southern Ill.	8 0
15 N	Texas A&M	5 8	30 A	San Diego St.	3 1	67 A	UNLV	6 5	130 N	Southern Ill.	8 1
25 N	Baylor	1 4	41 N	Oregon St.	14 5	68 N	Long Beach St.	2 1	132 N	UConn	4 1
			47 N	Cal St. Fullerton	0 11	74 N	Maryland	1 2	136 N	UC Santa Barbara	16 4
						82 N	Hawaii	5 4	144 N	New Mexico	2 0
						88 N	Cal Poly	1 3	145 H	Oklahoma St.	10 2
									145 H	Oklahoma St.	2 1
									145 H	Oklahoma St.	10 2
									165 N	Indiana	5 3
									177 N	Western Caro.	3 1
									180 H	Utah Valley	0 13
									186 N	Nevada	7 5
									187 N	UTEP	9 0
									210 N	Northern Colo.	5 4
									239 N	Virginia	5 4
			LAST 10 GAMES								
			145 H	Oklahoma St.	10 2	132 N	UConn	4 1			
			180 H	Utah Valley	0 13	25 N	Baylor	1 4			
			145 H	Oklahoma St.	2 1	30 A	San Diego St.	3 1			
			145 H	Oklahoma St.	10 2	68 N	Long Beach St.	2 1			
			177 N	Western Caro.	3 1	130 N	Southern Ill.	8 1			

Non-Div. I Games:

BYU

Average RPI Win:		125	WON-LOST RECORD		WINNING PCT. RANK	LAST 10 GAMES	STRENGTH OF SCHEDULE		OPP. STRENGTH OF SCHEDULE	TEAM RPI	ADJ RPI	CONF. RPI	ADJ CONF. RPI				
Average RPI Loss:		51															
DIV. I ONLY			18-8-0		.69231	55	9-1-0		102	24	46	.57458	46	4	4		
DIV. I NON-CONF.			10-7-0		.58824	96	4-0-0		75	7	61	.55953	56	4	4		
TOTALS		RPI 1-25		RPI 26-50		W-L RECORDS		RPI 51-100		RPI 101-150		RPI 150+					
18-8-0		0-3-0		4-2-0		OVERALL		3-2-0		6-0-0		5-1-0					
7-3-0		0-0-0		2-2-0		HOME		1-1-0		1-0-0		3-0-0					
6-1-0		0-0-0		2-0-0		AWAY		0-1-0		4-0-0		0-0-0					
5-4-0		0-3-0		0-0-0		NEUTRAL		2-0-0		1-0-0		2-1-0					
10-7-0		0-3-0		2-1-0		NON-CONFERENCE		3-2-0		3-0-0		2-1-0					
2-2-0		0-0-0		0-1-0		HOME		1-1-0		1-0-0		0-0-0					
3-1-0		0-0-0		2-0-		AWAY		0-1-0		1-0-0		0-0-0					
5-4-0		0-3-0		0-0-0		NEUTRAL		2-0-0		1-0-0		2-1-0					
8-1-0		0-0-0		2-1-0		CONFERENCE		0-0-0		3-0-0		3-0-0					
5-1-0		0-0-0		2-1-0		HOME		0-0-0		0-0-0		3-0-0					
3-0-0		0-0-0		0-0-0		AWAY		0-0-0		3-0-0		0-0-0					
0-0-0		0-0-0		0-0-0		NEUTRAL		0-0-0		0-0-0		0-0-0					
RPI	S	Opponent		Score		RPI	S	Opponent		Score		RPI	S	Opponent		Score	
10	N	Missouri		1	5	29	H	Northwestern		0	11	56	H	Illinois St.		3	4
16	N	Minnesota		2	4	38	H	North Carolina		2	4	56	H	Illinois St.		10	2
21	N	Washington		6	11	38	H	North Carolina		6	4	66	N	Arkansas		11	5
						38	H	North Carolina		9	2	67	A	UNLV		0	4
						43	A	Ohio St.		14	4	95	N	UC Davis		6	4
						43	A	Ohio St.		9	7						
			</														

Non-Div. I Games:

Louisville

Average RPI Win:		141	WON-LOST RECORD		WINNING PCT. RANK		LAST 10 GAMES		STRENGTH OF SCHEDULE		OPP. STRENGTH OF SCHEDULE		TEAM RPI	ADJ RPI		CONF. RPI		ADJ CONF. RPI					
DIV. I ONLY			20-12-0		.625 76		7-3-0		70		38		52	.57151 47		7		7					
DIV. I NON-CONF.			20-12-0		.625 79		7-3-0		60		34		50	.57151 46		7		7					
TOTALS		RPI 1-25		RPI 26-50		W-L RECORDS		RPI 51-100		RPI 101-150		RPI 150+											
20-12-0		2-6-0		2-2-0		OVERALL		3-0-0		4-2-0		9-2-0											
13-6-0		2-3-0		0-2-0		HOME		3-0-0		2-1-0		6-0-0											
0-1-0		0-0-0		0-0-0		AWAY		0-0-0		0-1-0		0-0-0											
7-5-0		0-3-0		2-0-0		NEUTRAL		0-0-0		2-0-0		3-2-0											
20-12-0		2-6-0		2-2-0		NON-CONFERENCE		3-0-0		4-2-0		9-2-0											
13-6-0		2-3-0		0-2-0		HOME		3-0-0		2-1-0		6-0-0											
0-1-0		0-0-0		0-0-		AWAY		0-0-0		0-1-0		0-0-0											
7-5-0		0-3-0		2-0-0		NEUTRAL		0-0-0		2-0-0		3-2-0											
0-0-0		0-0-0		0-0-0		CONFERENCE		0-0-0		0-0-0		0-0-0											
0-0-0		0-0-0		0-0-0		HOME		0-0-0		0-0-0		0-0-0											
0-0-0		0-0-0		0-0-0		AWAY		0-0-0		0-0-0		0-0-0											
0-0-0		0-0-0		0-0-0		NEUTRAL		0-0-0		0-0-0		0-0-0											
RPI	S	Opponent		Score		RPI	S	Opponent		Score		RPI	S	Opponent		Score							
2	N	LSU		0	8	29	H	Northwestern		4	5	55	H	Purdue		5	3	101	H	Iowa	11	12	
3	H	Michigan		0	9	30	H	San Diego St.		3	9	62	H	Nebraska		3	0	112	H	Northwestern St.	6	4	
4	H	Auburn		3	2	31	N	Utah		4	3	94	H	Idaho St.		3	1	119	A	San Diego	2	3	
10	N	Missouri		2	10	45	N	BYU		11	0							137	N	Wichita St.	10	0	
13	H	Arizona St.		3	10													140	H	Charleston So.	5	1	
15	N	Texas A&M		1	2													145	N	Oklahoma St.	6	5	
17	H	Notre Dame		8	7													180	N	Utah Valley	0	9	
17	H	Notre Dame		2	7													186	N	Nevada	9	1	
																		186	N	Nevada	5	6	
																		203	H	Southern Utah	9	1	
																		207	H	DePaul	5	0	
																		222	H	Boise St.	3	0	
																		222	H	Boise St.	2	0	
																		222	N	Boise St.	15	4	
																		232	H	Buffalo	8	0	
																		232	H	Buffalo	8	4	
																		247	N	Portland St.	6	3	
						LAST 10 GAMES																	
						232	H	Buffalo		8	0	207	H	DePaul		5	0						
						232	H	Buffalo		8	4	30	H	San Diego St.		3	9						
						140	H	Charleston So.		5	1	101	H	Iowa		11	12						
						62	H	Nebraska		3	0	4	H	Auburn		3	2						
						222	H	Boise St.		3	0	13	H	Arizona St.		3	10						

Non-Div. I Games:

Cal St. Fullerton

Average RPI Win: 125		WON-LOST RECORD		WINNING PCT. RANK		LAST 10 GAMES		STRENGTH OF SCHEDULE		OPP. STRENGTH OF SCHEDULE		TEAM RPI		ADJ RPI		CONF. RPI		ADJ CONF. RPI					
DIV. I ONLY		18-9-0		.66667 63		7-3-0		114		31		55		.57115 48		3		3					
DIV. I NON-CONF.		18-9-0		.66667 66		7-3-0		114		23		54		.57115 48		3		3					
TOTALS		RPI 1-25		RPI 26-50		W-L RECORDS		RPI 51-100		RPI 101-150		RPI 150+											
18-9-0		3-3-0		1-2-0		OVERALL		4-1-0		6-2-0		4-1-0											
8-3-0		0-0-0		0-0-0		HOME		0-0-0		5-2-0		3-1-0											
4-1-0		1-0-0		0-1-0		AWAY		3-0-0		0-0-0		0-0-0											
6-5-0		2-3-0		1-1-0		NEUTRAL		1-1-0		1-0-0		1-0-0											
18-9-0		3-3-0		1-2-0		NON-CONFERENCE		4-1-0		6-2-0		4-1-0											
8-3-0		0-0-0		0-0-0		HOME		0-0-0		5-2-0		3-1-0											
4-1-0		1-0-0		0-0-		AWAY		3-0-0		0-0-0		0-0-0											
6-5-0		2-3-0		1-1-0		NEUTRAL		1-1-0		1-0-0		1-0-0											
0-0-0		0-0-0		0-0-0		CONFERENCE		0-0-0		0-0-0		0-0-0											
0-0-0		0-0-0		0-0-0		HOME		0-0-0		0-0-0		0-0-0											
0-0-0		0-0-0		0-0-0		AWAY		0-0-0		0-0-0		0-0-0											
0-0-0		0-0-0		0-0-0		NEUTRAL		0-0-0		0-0-0		0-0-0											
RPI	S	Opponent		Score		RPI	S	Opponent		Score		RPI	S	Opponent		Score							
7	N	Oregon		0	9	29	N	Northwestern		5	4	66	A	Arkansas		8	7	127	H	Colorado St.	11	4	
10	N	Missouri		3	4	38	A	North Carolina		3	8	66	A	Arkansas		11	2	127	H	Colorado St.	4	1	
12	N	UCLA		5	3	41	N	Fresno St.		7	8	66	A	Arkansas		8	6	133	H	Dartmouth	1	0	
13	A	Arizona St.		9	4							73	N	Stanford		9	10	133	H	Dartmouth	7	1	
17	N	Notre Dame		1	5							100	N	Charlotte		5	0	136	N	UC Santa Barbara	15	0	
19	N	Georgia		5	0													137	H	Wichita St.	10	4	
																		137	H	Wichita St.	4	6	
																		139	H	Ga. Southern	1	3	
																		184	H	Lamar	1	9	
																		237	N	Ohio	11	0	
																		277	H	IPFW	12	0	
																		284	H	Texas Southern	4	0	
																		284	H	Texas Southern	5	3	
LAST 10 GAMES																							
						139	H	Ga. Southern		1	3	237	N	Ohio		11	0						
						66	A	Arkansas		8	6	38	A	North Carolina		3	8						
						66	A	Arkansas		11	2	284	H	Texas Southern		4	0						
						66	A	Arkansas		8	7	133	H	Dartmouth		7	1						
						100	N	Charlotte		5	0	184	H	Lamar		1	9						

Non-Div. I Games:

Texas

Average RPI Win:		148	WON-LOST		WINNING		LAST 10		STRENGTH OF		OPP. STRENGTH		TEAM	ADJ		CONF.	ADJ CONF.							
Average RPI Loss:		80	RECORD		PCT. RANK		GAMES		SCHEDULE		OF SCHEDULE		RPI	RPI		RPI	RPI							
DIV. I ONLY			23-5-0		.82143		14		10-0-0		200		67		47		.57106		49		18		18	
DIV. I NON-CONF.			20-5-0		.8		25		7-0-0		216		51		56		.56193		55		19		19	
TOTALS		RPI 1-25		RPI 26-50				W-L RECORDS				RPI 51-100				RPI 101-150				RPI 150+				
23-5-0		1-1-0		1-2-0				OVERALL				1-0-0				10-1-0				10-1-0				
0-0-0		0-0-0		0-0-0				HOME				0-0-0				0-0-0				0-0-0				
9-3-0		0-1-0		0-1-0				AWAY				0-0-0				7-0-0				2-1-0				
14-2-0		1-0-0		1-1-0				NEUTRAL				1-0-0				3-1-0				8-0-0				
20-5-0		1-1-0		1-2-0				NON-CONFERENCE				1-0-0				7-1-0				10-1-0				
0-0-0		0-0-0		0-0-0				HOME				0-0-0				0-0-0				0-0-0				
6-3-0		0-1-0		0-0-				AWAY				0-0-0				4-0-0				2-1-0				
14-2-0		1-0-0		1-1-0				NEUTRAL				1-0-0				3-1-0				8-0-0				
3-0-0		0-0-0		0-0-0				CONFERENCE				0-0-0				3-0-0				0-0-0				
0-0-0		0-0-0		0-0-0				HOME				0-0-0				0-0-0				0-0-0				
3-0-0		0-0-0		0-0-0				AWAY				0-0-0				3-0-0				0-0-0				
0-0-0		0-0-0		0-0-0				NEUTRAL				0-0-0				0-0-0				0-0-0				
RPI	S	Opponent		Score		RPI	S	Opponent		Score		RPI	S	Opponent		Score		RPI	S	Opponent		Score		
18	A	Tennessee		3	14	30	A	San Diego St.		1	6	55	N	Purdue		3	0	101	N	Iowa		9	1	
21	N	Washington		6	5	41	N	Oregon St.		5	6							105	N	Drake		2	1	
						41	N	Oregon St.		4	2							105	N	Drake		7	1	
																		120	A	Northern Ill.		3	0	
																		128	A	Illinois		3	0	
																		131	A	Pacific		5	1	
																		131	A	Pacific		8	2	
																		147	N	Indiana St.		1	4	
																		149	A	Western Ill.		5	2	
																		149	A	Western Ill.		5	3	
																		149	A	Western Ill.		14	1	
																		158	N	Central Mich.		13	4	
																		163	A	UNI		2	4	
																		163	N	UNI		12	4	
																		165	A	Indiana		9	5	
																		206	N	Seton Hall		2	0	
																		207	A	DePaul		10	5	
																		219	N	Wright St.		5	0	
																		221	N	Green Bay		8	0	
																		228	N	Bowling Green		3	0	
																		229	N	Montana		8	6	
																		229	N	Montana		10	3	
LAST 10 GAMES																								
						149	A	Western Ill.		5	3	128	A	Illinois		3	0							
						149	A	Western Ill.		5	2	165	A	Indiana		9	5							
						149	A	Western Ill.		14	1	219	N	Wright St.		5	0							
						120	A	Northern Ill.		3	0	228	N	Bowling Green		3	0							
						207	A	DePaul		10	5	55	N	Purdue		3	0							

Non-Div. I Games:

North Dakota St.

Average RPI Win:		164	WON-LOST RECORD		WINNING PCT. RANK		LAST 10 GAMES		STRENGTH OF SCHEDULE		OPP. STRENGTH OF SCHEDULE		TEAM RPI		ADJ RPI		CONF. RPI		ADJ CONF. RPI	
DIV. I ONLY			28-10-0		.73684 37		7-3-0		129		88		49		.56837 50		9		8	
DIV. I NON-CONF.			28-8-0		.77778 31		7-1-0		120		85		40		.57933 42		8		8	
TOTALS		RPI 1-25		RPI 26-50		W-L RECORDS		RPI 51-100		RPI 101-150		RPI 150+								
28-10-0		0-5-0		0-0-0		OVERALL		6-5-0		6-0-0		16-0-0								
26-7-0		0-4-0		0-0-0		HOME		5-3-0		6-0-0		15-0-0								
0-2-0		0-0-0		0-0-0		AWAY		0-2-0		0-0-0		0-0-0								
2-1-0		0-1-0		0-0-0		NEUTRAL		1-0-0		0-0-0		1-0-0								
28-8-0		0-5-0		0-0-0		NON-CONFERENCE		6-3-0		6-0-0		16-0-0								
26-7-0		0-4-0		0-0-0		HOME		5-3-0		6-0-0		15-0-0								
0-0-0		0-0-0		0-0-0		AWAY		0-0-0		0-0-0		0-0-0								
2-1-0		0-1-0		0-0-0		NEUTRAL		1-0-0		0-0-0		1-0-0								
0-2-0		0-0-0		0-0-0		CONFERENCE		0-2-0		0-0-0		0-0-0								
0-0-0		0-0-0		0-0-0		HOME		0-0-0		0-0-0		0-0-0								
0-2-0		0-0-0		0-0-0		AWAY		0-2-0		0-0-0		0-0-0								
0-0-0		0-0-0		0-0-0		NEUTRAL		0-0-0		0-0-0		0-0-0								
RPI	S	Opponent		Score		RPI	S	Opponent		Score		RPI	S	Opponent		Score				
1	H	Florida		5	10			52	H	Marshall		2	6	113	H	FGCU		11	0	
3	H	Michigan		3	4			52	N	Marshall		18	5	114	H	Jacksonville		9	1	
4	H	Auburn		2	6			56	H	Illinois St.		7	0	125	H	Wisconsin		3	1	
4	N	Auburn		0	8			64	H	Lehigh		4	2	128	H	Illinois		5	2	
18	H	Tennessee		1	9			80	H	Towson		0	3	133	H	Dartmouth		5	0	
								84	H	Boston College		3	1	139	H	Ga. Southern		3	2	
								86	H	Fordham		6	14	151	H	Maine		7	0	
								87	H	Mercer		5	3	151	H	Maine		8	2	
								97	A	Houston		1	2	154	H	Central Conn. St.		3	2	
								97	A	Houston		2	4	174	H	St. John's (NY)		4	2	
								99	H	Iowa St.		2	0	176	H	Boston U.		8	0	
														181	H	Georgetown		10	2	
														190	H	Toledo		5	0	
														220	H	Yale		6	1	
														221	N	Green Bay		11	0	
														235	H	Wagner		1	0	
														242	H	Army		5	1	
														244	H	Canisius		7	0	
														247	H	Portland St.		7	1	
														256	H	Hampton		7	5	
														281	H	Detroit		8	0	
														287	H	Hartford		9	0	
LAST 10 GAMES																				
						97	A	Houston		1	2	242	H	Army		5	1			
						97	A	Houston		2	4	221	N	Green Bay		11	0			
						287	H	Hartford		9	0	80	H	Towson		0	3			
						244	H	Canisius		7	0	176	H	Boston U.		8	0			
						154	H	Central Conn. St.		3	2	99	H	Iowa St.		2	0			

Non-Div. I Games:

South Fla.

Average RPI Win: 144		WON-LOST	WINNING	LAST 10	STRENGTH OF		OPP. STRENGTH	TEAM	ADJ		CONF.	ADJ CONF.
Average RPI Loss: 42		RECORD	PCT. RANK	GAMES	SCHEDULE		OF SCHEDULE	RPI	RPI		RPI	RPI
DIV. I ONLY		17-13-0	.56667	98	42		22	48	.5672		51	1
DIV. I NON-CONF.		15-6-0	.71429	50	195		88	75	.54143		75	1
TOTALS		RPI 1-25	RPI 26-50		W-L RECORDS		RPI 51-100		RPI 101-150		RPI 150+	
17-13-0		0-7-0	3-2-0		OVERALL		2-2-0		5-2-0		7-0-0	
5-5-0		0-3-0	2-1-0		HOME		0-1-0		1-0-0		2-0-0	
2-4-0		0-4-0	0-0-0		AWAY		0-0-0		2-0-0		0-0-0	
10-4-0		0-0-0	1-1-0		NEUTRAL		2-1-0		2-2-0		5-0-0	
15-6-0		0-1-0	1-1-0		NON-CONFERENCE		2-2-0		5-2-0		7-0-0	
3-1-0		0-0-0	0-0-0		HOME		0-1-0		1-0-0		2-0-0	
2-1-0		0-1-0	0-0-		AWAY		0-0-0		2-0-0		0-0-0	
10-4-0		0-0-0	1-1-0		NEUTRAL		2-1-0		2-2-0		5-0-0	
2-7-0		0-6-0	2-1-0		CONFERENCE		0-0-0		0-0-0		0-0-0	
2-4-0		0-3-0	2-1-0		HOME		0-0-0		0-0-0		0-0-0	
0-3-0		0-3-0	0-0-0		AWAY		0-0-0		0-0-0		0-0-0	
0-0-0		0-0-0	0-0-0		NEUTRAL		0-0-0		0-0-0		0-0-0	
RPI S	Opponent	Score	RPI S	Opponent	Score	RPI S	Opponent	Score	RPI S	Opponent	Score	
4 H	Auburn	3 14	27 H	Mississippi St.	6 8	59 N	San Jose St.	6 5	109 A	FIU	5 0	
4 H	Auburn	2 10	27 H	Mississippi St.	14 8	83 H	La.-Monroe	1 9	122 N	Michigan St.	3 9	
4 H	Auburn	3 7	27 H	Mississippi St.	8 7	99 N	Iowa St.	13 5	122 N	Michigan St.	4 3	
5 A	Alabama	0 7	41 N	Fresno St.	4 0	99 N	Iowa St.	2 4	136 N	UC Santa Barbara	2 3	
5 A	Alabama	0 6	41 N	Oregon St.	1 2				143 A	Coastal Caro.	2 1	
5 A	Alabama	0 10							150 H	Memphis	8 0	
13 A	Arizona St.	3 6							150 N	Memphis	8 2	
									166 N	Delaware	12 4	
									179 N	St. Bonaventure	9 2	
									197 N	Western Mich.	4 3	
									214 N	Bethune-Cookman	5 1	
									214 N	Bethune-Cookman	6 5	
									278 H	Ark.-Pine Bluff	22 3	
									278 H	Ark.-Pine Bluff	8 0	
LAST 10 GAMES												
27 H	Mississippi St.	8 7	4 H	Auburn	3 7							
27 H	Mississippi St.	14 8	4 H	Auburn	3 14							
27 H	Mississippi St.	6 8	278 H	Ark.-Pine Bluff	8 0							
83 H	La.-Monroe	1 9	278 H	Ark.-Pine Bluff	22 3							
4 H	Auburn	2 10	5 A	Alabama	0 10							

Non-Div. I Games:

Ole Miss

[illegible]

Non-Div. I Games:

New Mexico St.

Average RPI Win: 170		WON-LOST	WINNING	LAST 10	STRENGTH OF	OPP. STRENGTH	TEAM	ADJ	CONF.	ADJ CONF.									
Average RPI Loss: 92		RECORD	PCT. RANK	GAMES	SCHEDULE	OF SCHEDULE	RPI	RPI	RPI	RPI									
DIV. I ONLY		17-6-0	.73913	36	7-3-0	141	112	54	.56398	54	19	19							
DIV. I NON-CONF.		17-6-0	.73913	42	7-3-0	136	116	53	.56398	53	18	18							
<hr/>																			
TOTALS		RPI 1-25		RPI 26-50		W-L RECORDS		RPI 51-100		RPI 101-150		RPI 150+							
17-6-0		2-3-0		0-0-0		OVERALL		2-0-0		2-1-0		11-2-0							
0-0-0		0-0-0		0-0-0		HOME		0-0-0		0-0-0		0-0-0							
2-4-0		2-3-0		0-0-0		AWAY		0-0-0		0-1-0		0-0-0							
15-2-0		0-0-0		0-0-0		NEUTRAL		2-0-0		2-0-0		11-2-0							
<hr/>																			
17-6-0		2-3-0		0-0-0		NON-CONFERENCE		2-0-0		2-1-0		11-2-0							
0-0-0		0-0-0		0-0-0		HOME		0-0-0		0-0-0		0-0-0							
2-4-0		2-3-0		0-0-		AWAY		0-0-0		0-1-0		0-0-0							
15-2-0		0-0-0		0-0-0		NEUTRAL		2-0-0		2-0-0		11-2-0							
<hr/>																			
0-0-0		0-0-0		0-0-0		CONFERENCE		0-0-0		0-0-0		0-0-0							
0-0-0		0-0-0		0-0-0		HOME		0-0-0		0-0-0		0-0-0							
0-0-0		0-0-0		0-0-0		AWAY		0-0-0		0-0-0		0-0-0							
0-0-0		0-0-0		0-0-0		NEUTRAL		0-0-0		0-0-0		0-0-0							
<hr/>																			
RPI	S	Opponent		Score		RPI	S	Opponent		Score		RPI	S	Opponent		Score			
3	A	Michigan		1	10							119	A	San Diego		2	3		
3	A	Michigan		3	0			69	N	Saint Francis (PA)		6	1	122	N	Michigan St.		9	0
3	A	Michigan		1	4			100	N	Charlotte		1	0	142	N	Bakersfield		1	0
24	A	UCF		1	5									179	N	St. Bonaventure		18	4
24	A	UCF		1	0									179	N	St. Bonaventure		1	0
														192	N	Robert Morris		5	1
														199	N	Bradley		8	1
														199	N	Bradley		3	4
														203	N	Southern Utah		3	4
														203	N	Southern Utah		5	3
														215	N	Princeton		1	0
														229	N	Montana		6	1
														229	N	Montana		8	2
														259	N	N.C. Central		5	1
														269	N	Rider		13	0
														270	N	Quinnipiac		12	3
<hr/>																			
LAST 10 GAMES																			
69	N	Saint Francis (PA)		6	1	3	A	Michigan		1	4								
270	N	Quinnipiac		12	3	3	A	Michigan		3	0								
269	N	Rider		13	0	3	A	Michigan		1	10								
215	N	Princeton		1	0	199	N	Bradley		3	4								
259	N	N.C. Central		5	1	122	N	Michigan St.		9	0								

Non-Div. I Games:

Kent St.

P
u
r
d
u
e

Purdue

Average RPI Win:	138	WON-LOST RECORD	WINNING PCT. RANK	LAST 10 GAMES	STRENGTH OF SCHEDULE	OPP. STRENGTH OF SCHEDULE	TEAM RPI	ADJ RPI	CONF. RPI	ADJ CONF. RPI		
DIV. I ONLY		13-17-0	.43333	164	5-5-0	15	26	58	.56206	56	16	16
DIV. I NON-CONF.		9-15-0	.375	180	1-3-0	1	10	39	.58181	39	14	14
<hr/>												
TOTALS	RPI 1-25	RPI 26-50		W-L RECORDS		RPI 51-100		RPI 101-150		RPI 150+		
13-17-0	0-12-0	1-2-0		OVERALL		3-1-0		3-1-0		6-1-0		
2-1-0	0-0-0	0-0-0		HOME		0-0-0		0-0-0		2-1-0		
3-9-0	0-6-0	1-2-0		AWAY		0-0-0		2-1-0		0-0-0		
8-7-0	0-6-0	0-0-0		NEUTRAL		3-1-0		1-0-0		4-0-0		
9-15-0	0-12-0	1-2-0		NON-CONFERENCE		3-1-0		1-0-0		4-0-0		
0-0-0	0-0-0	0-0-0		HOME		0-0-0		0-0-0		0-0-0		
1-8-0	0-6-0	1-0-		AWAY		0-0-0		0-0-0		0-0-0		
8-7-0	0-6-0	0-0-0		NEUTRAL		3-1-0		1-0-0		4-0-0		
4-2-0	0-0-0	0-0-0		CONFERENCE		0-0-0		2-1-0		2-1-0		
2-1-0	0-0-0	0-0-0		HOME		0-0-0		0-0-0		2-1-0		
2-1-0	0-0-0	0-0-0		AWAY		0-0-0		2-1-0		0-0-0		
0-0-0	0-0-0	0-0-0		NEUTRAL		0-0-0		0-0-0		0-0-0		
RPI	S	Opponent	Score	RPI	S	Opponent	Score	RPI	S	Opponent	Score	
1	A	Florida	1 4	46	A	Louisville	4 3	72	N	UTSA	7 0	
1	N	Florida	0 8	46	A	Louisville	2 10	72	N	UTSA	2 7	
3	N	Michigan	1 4	50	A	South Fla.	0 7	87	N	Mercer	1 0	
8	N	Kansas	2 4					93	N	North Texas	10 4	
8	N	Kansas	2 10									
13	A	Arizona St.	4 9									
15	A	Texas A&M	1 16									
15	A	Texas A&M	3 7									
18	A	Tennessee	0 6									
18	A	Tennessee	3 19									
21	N	Washington	1 9									
23	N	Oklahoma	2 7									
				LAST 10 GAMES								
				147	A	Indiana St.	10 9	163	H	UNI	5 3	
				147	A	Indiana St.	5 8	18	A	Tennessee	0 6	
				147	A	Indiana St.	6 1	18	A	Tennessee	3 19	
				163	H	UNI	11 6	46	A	Louisville	2 10	
				163	H	UNI	4 6	46	A	Louisville	4 3	

Non-Div. I Games:

Illinois St.

C
S
U
N

CSUN

Average RPI Win: 162		WON-LOST RECORD		WINNING PCT. RANK		LAST 10 GAMES		STRENGTH OF SCHEDULE		OPP. STRENGTH OF SCHEDULE		TEAM RPI		ADJ RPI		CONF. RPI		ADJ CONF. RPI				
DIV. I ONLY		20-11-0		.64516 70		5-5-0		66		149		57		.55792 58		11		11				
DIV. I NON-CONF.		18-10-0		.64286 73		3-4-0		66		149		59		.55505 61		11		12				
TOTALS		RPI 1-25		RPI 26-50		W-L RECORDS		RPI 51-100		RPI 101-150		RPI 150+										
20-11-0		0-4-0		0-2-0		OVERALL		1-0-0		10-5-0		9-0-0										
10-4-0		0-1-0		0-0-0		HOME		0-0-0		3-3-0		7-0-0										
3-3-0		0-3-0		0-0-0		AWAY		0-0-0		3-0-0		0-0-0										
7-4-0		0-0-0		0-2-0		NEUTRAL		1-0-0		4-2-0		2-0-0										
18-10-0		0-4-0		0-2-0		NON-CONFERENCE		1-0-0		8-4-0		9-0-0										
8-3-0		0-1-0		0-0-0		HOME		0-0-0		1-2-0		7-0-0										
3-3-0		0-3-0		0-0-		AWAY		0-0-0		3-0-0		0-0-0										
7-4-0		0-0-0		0-2-0		NEUTRAL		1-0-0		4-2-0		2-0-0										
2-1-0		0-0-0		0-0-0		CONFERENCE		0-0-0		2-1-0		0-0-0										
2-1-0		0-0-0		0-0-0		HOME		0-0-0		2-1-0		0-0-0										
0-0-0		0-0-0		0-0-0		AWAY		0-0-0		0-0-0		0-0-0										
0-0-0		0-0-0		0-0-0		NEUTRAL		0-0-0		0-0-0		0-0-0										
RPI	S	Opponent		Score		RPI	S	Opponent		Score		RPI	S	Opponent		Score						
4	A	Auburn		0	13	36	N	SIUE		2	7	71	N	Texas St.		2	1	102	N	Missouri St.	2	1
5	H	Alabama		1	7	43	N	Ohio St.		0	10					102	N	Missouri St.	6	8		
23	A	Oklahoma		0	14											103	H	Murray St.	6	5		
23	A	Oklahoma		0	9											106	H	Furman	4	2		
																106	H	Furman	9	11		
																106	H	Furman	1	0		
																114	A	Jacksonville	6	0		
																114	A	Jacksonville	10	2		
																114	A	Jacksonville	3	2		
																121	N	Butler	0	9		
																132	N	UConn	8	4		
																134	N	Syracuse	6	5		
																138	N	Miami (OH)	5	0		
																148	H	Tennessee Tech	7	8		
																148	H	Tennessee Tech	5	10		
																158	N	Central Mich.	15	7		
																194	H	Gardner-Webb	9	0		
																194	H	Gardner-Webb	12	8		
																196	H	Nicholls St.	4	3		
																213	N	Loyola Chicago	5	4		
																255	H	Valparaiso	12	1		
																255	H	Valparaiso	6	5		
																260	H	Houston Baptist	4	3		
																276	H	Alabama St.	10	4		
				LAST 10 GAMES																		
						106	H	Furman		9	11	114	A	Jacksonville		6	0	260	H	Houston Baptist	4	3
						106	H	Furman		4	2	114	A	Jacksonville		3	2	276	H	Alabama St.	10	4
						106	H	Furman		1	0	114	A	Jacksonville		10	2					
						148	H	Tennessee Tech		7	8	23	A	Oklahoma		0	14					
						148	H	Tennessee Tech		5	10	102	N	Missouri St.		6	8					

Non-Div. I Games:

Samford

Average RPI Win:		169	WON-LOST RECORD		WINNING PCT. RANK	LAST 10 GAMES		STRENGTH OF SCHEDULE		OPP. STRENGTH OF SCHEDULE	TEAM RPI	ADJ RPI	CONF. RPI	ADJ CONF. RPI			
Average RPI Loss:		36															
DIV. I ONLY			22-11-0		.66667	63		106		72	61	.55753	59	12			
DIV. I NON-CONF.			19-11-0		.63333	75		64		57	52	.56228	54	12			
TOTALS		RPI 1-25		RPI 26-50		W-L RECORDS		RPI 51-100		RPI 101-150		RPI 150+					
22-11-0		0-6-0		1-0-0		OVERALL		2-5-0		5-0-0		14-0-0					
3-0-0		0-0-0		0-0-0		HOME		0-0-0		0-0-0		3-0-0					
0-3-0		0-1-0		0-0-0		AWAY		0-2-0		0-0-0		0-0-0					
19-8-0		0-5-0		1-0-0		NEUTRAL		2-3-0		5-0-0		11-0-0					
19-11-0		0-6-0		1-0-0		NON-CONFERENCE		2-5-0		5-0-0		11-0-0					
0-0-0		0-0-0		0-0-0		HOME		0-0-0		0-0-0		0-0-0					
0-3-0		0-1-0		0-0-		AWAY		0-2-0		0-0-0		0-0-0					
19-8-0		0-5-0		1-0-0		NEUTRAL		2-3-0		5-0-0		11-0-0					
3-0-0		0-0-0		0-0-0		CONFERENCE		0-0-0		0-0-0		3-0-0					
3-0-0		0-0-0		0-0-0		HOME		0-0-0		0-0-0		3-0-0					
0-0-0		0-0-0		0-0-0		AWAY		0-0-0		0-0-0		0-0-0					
0-0-0		0-0-0		0-0-0		NEUTRAL		0-0-0		0-0-0		0-0-0					
RPI	S	Opponent		Score		RPI	S	Opponent		Score		RPI	S	Opponent		Score	
1	N	Florida		1	9	45	N	BYU		9	8	51	N	Ole Miss		5	6
3	N	Michigan		1	9							53	N	New Mexico St.		0	14
9	A	Arizona		1	9							63	N	UC Riverside		1	6
11	N	California		2	3							68	N	Long Beach St.		4	3
13	N	Arizona St.		4	6							82	A	Hawaii		3	6
25	N	Baylor		1	3							82	A	Hawaii		1	14
												94	N	Idaho St.		8	1
														Iowa		11	2
														Drake		12	4
														Longwood		6	4
														Longwood		6	2
														San Diego		12	6
														Loyola Marymount		10	2
														Utah Valley		10	7
														Utah Valley		15	0
														Ill.-Chicago		4	3
														Ill.-Chicago		7	0
														Loyola Chicago		11	2
														Wright St.		13	2
														Boise St.		8	0
														Boise St.		9	0
														Boise St.		9	1
														Harvard		3	0
														Seattle		14	6
														Seattle		7	5
														Portland St.		8	5
LAST 10 GAMES																	
						222	H	Boise St.		9	0	223	N	Harvard		3	0
						222	H	Boise St.		8	0	119	N	San Diego		12	6
						222	H	Boise St.		9	1	180	N	Utah Valley		15	0
						53	N	New Mexico St.		0	14	13	N	Arizona St.		4	6
						25	N	Baylor		1	3	3	N	Michigan		1	9

Non-Div. I Games:

San Jose St.

Average RPI Win:		169	WON-LOST RECORD		WINNING PCT. RANK		LAST 10 GAMES		STRENGTH OF SCHEDULE		OPP. STRENGTH OF SCHEDULE		TEAM RPI		ADJ RPI		CONF. RPI		ADJ CONF. RPI	
DIV. I ONLY			21-5-0		.80769	15	8-2-0		201		141		59		.55732	60	13		13	
DIV. I NON-CONF.			16-4-0		.8	25	3-1-0		269		138		88		.52841	90	13		13	
TOTALS		RPI 1-25		RPI 26-50		W-L RECORDS		RPI 51-100		RPI 101-150		RPI 150+								
21-5-0		0-1-0		1-0-0		OVERALL		3-1-0		4-2-0		13-1-0								
12-1-0		0-0-0		1-0-0		HOME		0-0-0		1-0-0		10-1-0								
8-4-0		0-1-0		0-0-0		AWAY		3-1-0		3-2-0		2-0-0								
1-0-0		0-0-0		0-0-0		NEUTRAL		0-0-0		0-0-0		1-0-0								
16-4-0		0-1-0		1-0-0		NON-CONFERENCE		0-1-0		2-1-0		13-1-0								
12-1-0		0-0-0		1-0-0		HOME		0-0-0		1-0-0		10-1-0								
3-3-0		0-1-0		0-0-		AWAY		0-1-0		1-1-0		2-0-0								
1-0-0		0-0-0		0-0-0		NEUTRAL		0-0-0		0-0-0		1-0-0								
5-1-0		0-0-0		0-0-0		CONFERENCE		3-0-0		2-1-0		0-0-0								
0-0-0		0-0-0		0-0-0		HOME		0-0-0		0-0-0		0-0-0								
5-1-0		0-0-0		0-0-0		AWAY		3-0-0		2-1-0		0-0-0								
0-0-0		0-0-0		0-0-0		NEUTRAL		0-0-0		0-0-0		0-0-0								
RPI	S	Opponent		Score		RPI	S	Opponent		Score		RPI	S	Opponent		Score				
6	A	Florida St.		0	2	38	H	North Carolina		9	4	78	A	Elon		3	4			
												81	A	Kennesaw St.		8	2			
												81	A	Kennesaw St.		10	1			
												81	A	Kennesaw St.		16	3			
														106 A Furman		6	3			
														106 A Furman		3	4			
														110 H Appalachian St.		7	2			
														114 A Jacksonville		6	4			
														114 A Jacksonville		1	2			
														114 A Jacksonville		7	3			
														177 H Western Caro.		7	0			
														177 H Western Caro.		11	3			
														177 H Western Caro.		4	0			
														189 A East Tenn. St.		4	3			
														189 A East Tenn. St.		5	0			
														193 H Bryant		2	3			
														193 H Bryant		10	2			
														200 N Radford		9	1			
														223 H Harvard		3	0			
														227 H George Mason		21	20			
														227 H George Mason		6	4			
														264 H Coppin St.		14	1			
														287 H Hartford		9	0			
														292 H UMES		8	0			
LAST 10 GAMES																				
						114	A	Jacksonville		1	2	81	A	Kennesaw St.		10	1			
						114	A	Jacksonville		7	3	81	A	Kennesaw St.		8	2			
						114	A	Jacksonville		6	4	81	A	Kennesaw St.		16	3			
						189	A	East Tenn. St.		5	0	6	A	Florida St.		0	2			
						189	A	East Tenn. St.		4	3	38	H	North Carolina		9	4			

Non-Div. I Games:

USC Upstate

Average RPI Win:		164	WON-LOST RECORD		WINNING PCT. RANK		LAST 10 GAMES		STRENGTH OF SCHEDULE		OPP. STRENGTH OF SCHEDULE		TEAM RPI		ADJ RPI		CONF. RPI		ADJ CONF. RPI				
DIV. I ONLY			18-14-0		.5625 102		5-5-0		46		68		60		.55724 61		5		6				
DIV. I NON-CONF.			14-9-0		.6087 87		1-1-0		86		117		71		.5436 71		6		6				
TOTALS		RPI 1-25		RPI 26-50				W-L RECORDS		RPI 51-100				RPI 101-150				RPI 150+					
18-14-0		2-5-0		0-6-0				OVERALL		1-1-0				7-2-0				8-0-0					
10-4-0		0-1-0		0-1-0				HOME		0-1-0				7-1-0				3-0-0					
4-8-0		2-4-0		0-3-0				AWAY		0-0-0				0-1-0				2-0-0					
4-2-0		0-0-0		0-2-0				NEUTRAL		1-0-0				0-0-0				3-0-0					
14-9-0		1-3-0		0-3-0				NON-CONFERENCE		1-1-0				4-2-0				8-0-0					
7-4-0		0-1-0		0-1-0				HOME		0-1-0				4-1-0				3-0-0					
3-3-0		1-2-0		0-0-				AWAY		0-0-0				0-1-0				2-0-0					
4-2-0		0-0-0		0-2-0				NEUTRAL		1-0-0				0-0-0				3-0-0					
4-5-0		1-2-0		0-3-0				CONFERENCE		0-0-0				3-0-0				0-0-0					
3-0-0		0-0-0		0-0-0				HOME		0-0-0				3-0-0				0-0-0					
1-5-0		1-2-0		0-3-0				AWAY		0-0-0				0-0-0				0-0-0					
0-0-0		0-0-0		0-0-0				NEUTRAL		0-0-0				0-0-0				0-0-0					
RPI	S	Opponent		Score		RPI	S	Opponent		Score		RPI	S	Opponent		Score		RPI	S	Opponent		Score	
4	A	Auburn		5	15	33	H	Western Ky.		0	4	78	N	Elon		6	2	110	H	Appalachian St.		9	3
4	H	Auburn		0	2	34	A	Georgia St.		3	15	90	H	North Florida		0	3	110	H	Appalachian St.		11	2
6	A	Florida St.		6	4	34	A	Georgia St.		3	4							110	H	Appalachian St.		9	1
14	A	La.-Lafayette		2	12	34	A	Georgia St.		0	4							116	A	Stetson		3	9
14	A	La.-Lafayette		3	6	36	N	SIUE		0	10							117	H	Georgia Tech		4	3
14	A	La.-Lafayette		9	5	36	N	SIUE		2	5							120	H	Northern Ill.		5	4
19	A	Georgia		6	12													120	H	Northern Ill.		5	6
																		132	H	UConn		6	5
																		132	H	UConn		10	0
																		217	H	Evansville		3	1
																		232	H	Buffalo		11	0
																		245	H	Florida A&M		16	4
																		249	N	Colgate		4	3
																		249	N	Colgate		9	1
																		276	A	Alabama St.		14	2
																		276	A	Alabama St.		10	2
																		276	N	Alabama St.		11	3
LAST 10 GAMES																							
14	A	La.-Lafayette		2	12	110	H	Appalachian St.		9	1												
14	A	La.-Lafayette		9	5	110	H	Appalachian St.		9	3												
14	A	La.-Lafayette		3	6	4	H	Auburn		0	2												
6	A	Florida St.		6	4	34	A	Georgia St.		3	4												
110	H	Appalachian St.		11	2	34	A	Georgia St.		3	15												

Non-Div. I Games:

Troy

Average RPI Win:		145	WON-LOST RECORD		WINNING PCT. RANK	LAST 10 GAMES	STRENGTH OF SCHEDULE		OPP. STRENGTH OF SCHEDULE	TEAM RPI	ADJ RPI	CONF. RPI	ADJ CONF. RPI
Average RPI Loss:		59											
DIV. I ONLY			15-12-0		.55556 105	8-2-0	51		60	64	.55652 62	6	5
DIV. I NON-CONF.			12-12-0		.5 132	5-2-0	38		46	76	.54353 72	5	5
TOTALS		RPI 1-25	RPI 26-50		W-L RECORDS		RPI 51-100		RPI 101-150		RPI 150+		
15-12-0		1-4-0	1-3-0		OVERALL		1-1-0		6-4-0		6-0-0		
4-0-0		0-0-0	0-0-0		HOME		0-0-0		3-0-0		1-0-0		
0-6-0		0-2-0	0-1-0		AWAY		0-1-0		0-2-0		0-0-0		
11-6-0		1-2-0	1-2-0		NEUTRAL		1-0-0		3-2-0		5-0-0		
12-12-0		1-4-0	1-3-0		NON-CONFERENCE		1-1-0		3-4-0		6-0-0		
1-0-0		0-0-0	0-0-0		HOME		0-0-0		0-0-0		1-0-0		
0-6-0		0-2-0	0-0-		AWAY		0-1-0		0-2-0		0-0-0		
11-6-0		1-2-0	1-2-0		NEUTRAL		1-0-0		3-2-0		5-0-0		
3-0-0		0-0-0	0-0-0		CONFERENCE		0-0-0		3-0-0		0-0-0		
3-0-0		0-0-0	0-0-0		HOME		0-0-0		3-0-0		0-0-0		
0-0-0		0-0-0	0-0-0		AWAY		0-0-0		0-0-0		0-0-0		
0-0-0		0-0-0	0-0-0		NEUTRAL		0-0-0		0-0-0		0-0-0		
RPI S	Opponent	Score	RPI S	Opponent	Score	RPI S	Opponent	Score	RPI S	Opponent	Score		
2 N	LSU	2 10	30 N	San Diego St.	10 0	53 A	New Mexico St.	11 16	117 N	Georgia Tech	2 11		
6 A	Florida St.	2 3	33 N	Western Ky.	1 5	72 N	UTSA	11 7	117 N	Georgia Tech	2 10		
6 A	Florida St.	1 4	41 N	Oregon St.	10 11				122 H	Michigan St.	7 5		
12 N	UCLA	1 5	47 A	Cal St. Fullerton	0 3				122 H	Michigan St.	14 6		
18 N	Tennessee	5 2							122 H	Michigan St.	15 10		
									127 N	Colorado St.	9 1		
									129 N	Texas Tech	11 3		
									137 A	Wichita St.	1 7		
									137 A	Wichita St.	4 10		
									140 N	Charleston So.	8 3		
									172 H	Omaha	10 1		
									207 N	DePaul	13 2		
									222 N	Boise St.	11 3		
									229 N	Montana	13 4		
									231 N	South Dakota	12 2		
									231 N	South Dakota	8 3		
			LAST 10 GAMES										
			122 H	Michigan St.	7 5	140 N	Charleston So.	8 3					
			122 H	Michigan St.	14 6	222 N	Boise St.	11 3					
			122 H	Michigan St.	15 10	172 H	Omaha	10 1					
			47 A	Cal St. Fullerton	0 3	137 A	Wichita St.	4 10					
			207 N	DePaul	13 2	231 N	South Dakota	12 2					

Non-Div. I Games:

Nebraska

Average RPI Win:		168	WON-LOST RECORD		WINNING PCT. RANK		LAST 10 GAMES		STRENGTH OF SCHEDULE		OPP. STRENGTH OF SCHEDULE		TEAM RPI		ADJ RPI		CONF. RPI		ADJ CONF. RPI					
DIV. I ONLY			28-7-0		.8		16		9-1-0		205		132		62		.55396		63		7		7	
DIV. I NON-CONF.			28-7-0		.8		25		9-1-0		207		134		62		.55396		62		7		7	
TOTALS		RPI 1-25		RPI 26-50				W-L RECORDS				RPI 51-100				RPI 101-150				RPI 150+				
28-7-0		0-2-0		1-0-0				OVERALL				2-1-0				6-2-0				19-2-0				
13-2-0		0-0-0		0-0-0				HOME				1-1-0				5-0-0				7-1-0				
2-1-0		0-1-0		1-0-0				AWAY				0-0-0				0-0-0				1-0-0				
13-4-0		0-1-0		0-0-0				NEUTRAL				1-0-0				1-2-0				11-1-0				
28-7-0		0-2-0		1-0-0				NON-CONFERENCE				2-1-0				6-2-0				19-2-0				
13-2-0		0-0-0		0-0-0				HOME				1-1-0				5-0-0				7-1-0				
2-1-0		0-1-0		1-0-				AWAY				0-0-0				0-0-0				1-0-0				
13-4-0		0-1-0		0-0-0				NEUTRAL				1-0-0				1-2-0				11-1-0				
0-0-0		0-0-0		0-0-0				CONFERENCE				0-0-0				0-0-0				0-0-0				
0-0-0		0-0-0		0-0-0				HOME				0-0-0				0-0-0				0-0-0				
0-0-0		0-0-0		0-0-0				AWAY				0-0-0				0-0-0				0-0-0				
0-0-0		0-0-0		0-0-0				NEUTRAL				0-0-0				0-0-0				0-0-0				
RPI	S	Opponent		Score		RPI	S	Opponent		Score		RPI	S	Opponent		Score		RPI	S	Opponent		Score		
9	A	Arizona		2	10	41	A	Fresno St.		4	2	59	N	San Jose St.		6	1	104	N	Creighton		2	5	
11	N	California		2	10							79	H	Weber St.		2	0	119	H	San Diego		10	2	
												79	H	Weber St.		0	8	119	H	San Diego		7	6	
																		122	H	Michigan St.		9	2	
																		123	H	UNC Greensboro		6	2	
																		123	H	UNC Greensboro		8	7	
																		127	N	Colorado St.		7	1	
																		131	N	Pacific		0	1	
																		155	N	Sacramento St.		0	1	
																		155	N	Sacramento St.		7	6	
																		162	N	Texas-Arlington		2	1	
																		174	H	St. John's (NY)		8	0	
																		178	A	Loyola Marymount		10	2	
																		178	H	Loyola Marymount		6	0	
																		187	N	UTEP		2	1	
																		191	H	Utah St.		5	4	
																		191	H	Utah St.		6	5	
																		193	H	Bryant		7	3	
																		193	H	Bryant		1	0	
																		193	N	Bryant		7	2	
																		197	N	Western Mich.		7	1	
																		209	N	Santa Clara		4	3	
																		214	N	Bethune-Cookman		7	0	
																		224	N	Seattle		5	1	
																		224	N	Seattle		3	1	
																		236	N	Fairleigh Dickinson		3	0	
																		236	N	Fairleigh Dickinson		6	4	
				LAST 10 GAMES																				
				224	N	Seattle		5	1	79	H	Weber St.		2	0	214	N	Bethune-Cookman		7	0			
				178	A	Loyola Marymount		10	2	79	H	Weber St.		0	8	224	N	Seattle		5	1			
				214	N	Bethune-Cookman		7	0	193	H	Bryant		1	0	224	N	Seattle		3	1			
				236	N	Fairleigh Dickinson		6	4	193	H	Bryant		7	3	236	N	Fairleigh Dickinson		3	0			
				236	N	Fairleigh Dickinson		3	0	123	H	UNC Greensboro		6	2	236	N	Fairleigh Dickinson		6	4			

Non-Div. I Games:

UC Riverside

RPI	S	Opponent	Score	
262	H	Howard	2	4
262	H	Howard	15	0

UC Riverside

U
C
R
i
v
e
r
s
i
d
e

U
C
R
i
v
e
r
s
i
d
e

Average RPI Win: 183		WON-LOST	WINNING	LAST 10	STRENGTH OF		OPP. STRENGTH	TEAM	ADJ		CONF.	ADJ CONF.	
Average RPI Loss: 106		RECORD	PCT. RANK	GAMES	SCHEDULE		OF SCHEDULE	RPI	RPI		RPI	RPI	
DIV. I ONLY		15-3-0	.83333	12	8-2-0		216	204	63	.55262	64	28	28
DIV. I NON-CONF.		15-3-0	.83333	18	8-2-0		221	207	63	.55262	64	28	28
TOTALS		RPI 1-25	RPI 26-50		W-L RECORDS		RPI 51-100		RPI 101-150		RPI 150+		
15-3-0	0-0-0	0-1-0		OVERALL		1-0-0		1-1-0		13-1-0			
1-0-0	0-0-0	0-0-0		HOME		0-0-0		0-0-0		1-0-0			
2-1-0	0-0-0	0-1-0		AWAY		0-0-0		0-0-0		2-0-0			
12-2-0	0-0-0	0-0-0		NEUTRAL		1-0-0		1-1-0		10-1-0			
15-3-0	0-0-0	0-1-0		NON-CONFERENCE		1-0-0		1-1-0		13-1-0			
1-0-0	0-0-0	0-0-0		HOME		0-0-0		0-0-0		1-0-0			
2-1-0	0-0-0	0-0-		AWAY		0-0-0		0-0-0		2-0-0			
12-2-0	0-0-0	0-0-0		NEUTRAL		1-0-0		1-1-0		10-1-0			
0-0-0	0-0-0	0-0-0		CONFERENCE		0-0-0		0-0-0		0-0-0			
0-0-0	0-0-0	0-0-0		HOME		0-0-0		0-0-0		0-0-0			
0-0-0	0-0-0	0-0-0		AWAY		0-0-0		0-0-0		0-0-0			
0-0-0	0-0-0	0-0-0		NEUTRAL		0-0-0		0-0-0		0-0-0			
RPI	S	Opponent	Score	RPI	S	Opponent	Score	RPI	S	Opponent	Score		
				50	A	South Fla.	2 4	69	N	Saint Francis (PA)	3 2		
										104	N Creighton	0 4	
										135	N Presbyterian	4 0	
										153	N Akron	2 1	
										158	A Penn	10 0	
										158	A Penn	3 0	
										158	N Central Mich.	3 2	
										163	H UNI	2 0	
										165	N Indiana	7 15	
										172	N Omaha	6 5	
										181	N Georgetown	3 1	
										185	N UMass Lowell	6 5	
										208	N Sacred Heart	5 0	
										221	N Green Bay	3 2	
										245	N Florida A&M	9 1	
										245	N Florida A&M	6 2	
										288	N Niagara	1 0	
LAST 10 GAMES													
				158	A	Penn	3 0	158	N	Central Mich.	3 2		
				158	A	Penn	10 0	50	A	South Fla.	2 4		
				185	N	UMass Lowell	6 5	181	N	Georgetown	3 1		
				245	N	Florida A&M	6 2	288	N	Niagara	1 0		
				221	N	Green Bay	3 2	104	N	Creighton	0 4		

Non-Div. I Games:

Lehigh

Average RPI Win:	173	WON-LOST	WINNING	LAST 10	STRENGTH OF	OPP. STRENGTH	TEAM	ADJ	CONF.	ADJ CONF.	
Average RPI Loss:	85	RECORD	PCT. RANK	GAMES	SCHEDULE	OF SCHEDULE	RPI	RPI	RPI	RPI	
DIV. I ONLY	18-7-0	.72	45	9-1-0	140	185	66	.55237	65	23	23
DIV. I NON-CONF.	16-7-0	.69565	59	7-1-0	142	185	72	.5446	70	23	23
<hr/>											
TOTALS	RPI 1-25	RPI 26-50		W-L RECORDS	RPI 51-100		RPI 101-150		RPI 150+		
18-7-0	0-0-0	2-2-0		OVERALL	2-3-0		1-1-0		13-1-0		
4-0-0	0-0-0	0-0-0		HOME	0-0-0		0-0-0		4-0-0		
4-2-0	0-0-0	1-0-0		AWAY	2-1-0		1-1-0		0-0-0		
10-5-0	0-0-0	1-2-0		NEUTRAL	0-2-0		0-0-0		9-1-0		
<hr/>											
16-7-0	0-0-0	2-2-0		NON-CONFERENCE	2-3-0		1-1-0		11-1-0		
2-0-0	0-0-0	0-0-0		HOME	0-0-0		0-0-0		2-0-0		
4-2-0	0-0-0	1-0-		AWAY	2-1-0		1-1-0		0-0-0		
10-5-0	0-0-0	1-2-0		NEUTRAL	0-2-0		0-0-0		9-1-0		
<hr/>											
2-0-0	0-0-0	0-0-0		CONFERENCE	0-0-0		0-0-0		2-0-0		
2-0-0	0-0-0	0-0-0		HOME	0-0-0		0-0-0		2-0-0		
0-0-0	0-0-0	0-0-0		AWAY	0-0-0		0-0-0		0-0-0		
0-0-0	0-0-0	0-0-0		NEUTRAL	0-0-0		0-0-0		0-0-0		
<hr/>											
RPI S	Opponent	Score	RPI S	Opponent	Score	RPI S	Opponent	Score	RPI S	Opponent	Score
			35 N	James Madison	0 1	66 N	Arkansas	0 4	117 A	Georgia Tech	2 1
			39 N	Virginia Tech	8 5	78 N	Elon	0 1	140 A	Charleston So.	3 6
			39 N	Virginia Tech	0 4	87 A	Mercer	10 7	151 N	Maine	1 3
			44 A	UAB	7 2	87 A	Mercer	6 13	157 H	UT Martin	3 2
						90 A	North Florida	6 5	157 H	UT Martin	9 1
									161 H	Cleveland St.	5 3
									161 H	Cleveland St.	6 2
									170 N	Campbell	8 1
									170 N	Campbell	6 2
									219 N	Wright St.	7 0
									219 N	Wright St.	3 1
									239 N	Virginia	6 2
									255 N	Valparaiso	5 4
									271 N	Iona	12 1
									277 N	IPFW	9 1
									277 N	IPFW	7 0
<hr/>											
LAST 10 GAMES											
			157 H	UT Martin	3 2	117 A	Georgia Tech	2 1			
			157 H	UT Martin	9 1	140 A	Charleston So.	3 6			
			44 A	UAB	7 2	219 N	Wright St.	7 0			
			161 H	Cleveland St.	6 2	219 N	Wright St.	3 1			
			161 H	Cleveland St.	5 3	271 N	Iona	12 1			

Non-Div. I Games:

Jacksonville St.

Average RPI Win: 178		WON-LOST	WINNING	LAST 10	STRENGTH OF	OPP. STRENGTH	TEAM	ADJ	CONF.	ADJ CONF.				
Average RPI Loss: 40		RECORD	PCT. RANK	GAMES	SCHEDULE	OF SCHEDULE	RPI	RPI	RPI	RPI				
DIV. I ONLY		13-17-0	.43333	164	1-9-0	12	106	65	.55009	66	1	1		
DIV. I NON-CONF.		13-11-0	.54167	117	1-4-0	41	188	79	.53805	80	1	1		
<hr/>														
TOTALS		RPI 1-25	RPI 26-50		W-L RECORDS		RPI 51-100		RPI 101-150		RPI 150+			
13-17-0		0-8-0	0-6-0		OVERALL		1-2-0		4-0-0		8-1-0			
0-4-0		0-0-0	0-3-0		HOME		0-1-0		0-0-0		0-0-0			
2-7-0		0-6-0	0-1-0		AWAY		0-0-0		1-0-0		1-0-0			
11-6-0		0-2-0	0-2-0		NEUTRAL		1-1-0		3-0-0		7-1-0			
13-11-0		0-2-0	0-6-0		NON-CONFERENCE		1-2-0		4-0-0		8-1-0			
0-4-0		0-0-0	0-3-0		HOME		0-1-0		0-0-0		0-0-0			
2-1-0		0-0-0	0-0-		AWAY		0-0-0		1-0-0		1-0-0			
11-6-0		0-2-0	0-2-0		NEUTRAL		1-1-0		3-0-0		7-1-0			
0-6-0		0-6-0	0-0-0		CONFERENCE		0-0-0		0-0-0		0-0-0			
0-0-0		0-0-0	0-0-0		HOME		0-0-0		0-0-0		0-0-0			
0-6-0		0-6-0	0-0-0		AWAY		0-0-0		0-0-0		0-0-0			
0-0-0		0-0-0	0-0-0		NEUTRAL		0-0-0		0-0-0		0-0-0			
RPI	S	Opponent		Score	RPI	S	Opponent		Score	RPI	S	Opponent		Score
2	A	LSU		0 6	37	A	Fla. Atlantic		7 12	65	N	Jacksonville St.		4 0
2	A	LSU		1 7	40	N	Chattanooga		3 7	77	N	Penn St.		4 6
2	A	LSU		0 10	46	N	Louisville		5 11	92	H	Tulsa		4 5
8	N	Kansas		3 4	48	H	Texas		6 8					
19	A	Georgia		4 12	48	H	Texas		7 8					
19	A	Georgia		1 9	48	H	Texas		2 11					
19	A	Georgia		0 10										
24	N	UCF		1 6										
<hr/>														
LAST 10 GAMES														
19	A	Georgia		4 12	48	H	Texas		7 8					
19	A	Georgia		1 9	102	A	Missouri St.		11 5					
19	A	Georgia		0 10	92	H	Tulsa		4 5					
48	H	Texas		6 8	2	A	LSU		1 7					
48	H	Texas		2 11	2	A	LSU		0 6					

Non-Div. I Games:

Arkansas

UNLV

Average RPI Win: 113		WON-LOST	WINNING	LAST 10	STRENGTH OF	OPP. STRENGTH	TEAM	ADJ	CONF.	ADJ CONF.							
Average RPI Loss: 41		RECORD	PCT. RANK	GAMES	SCHEDULE	OF SCHEDULE	RPI	RPI	RPI	RPI							
DIV. I ONLY		14-17-0	.45161	155	3-7-0	30	21	68	.548	67	12	12					
DIV. I NON-CONF.		14-14-0	.5	132	3-4-0	20	26	58	.5586	58	12	11					
<hr/>																	
TOTALS		RPI 1-25		RPI 26-50		W-L RECORDS		RPI 51-100		RPI 101-150		RPI 150+					
14-17-0		0-6-0		2-6-0		OVERALL		6-4-0		4-1-0		2-0-0					
12-5-0		0-2-0		2-2-0		HOME		5-1-0		3-0-0		2-0-0					
0-5-0		0-2-0		0-3-0		AWAY		0-0-0		0-0-0		0-0-0					
2-7-0		0-2-0		0-1-0		NEUTRAL		1-3-0		1-1-0		0-0-0					
14-14-0		0-6-0		2-3-0		NON-CONFERENCE		6-4-0		4-1-0		2-0-0					
12-5-0		0-2-0		2-2-0		HOME		5-1-0		3-0-0		2-0-0					
0-2-0		0-2-0		0-0-		AWAY		0-0-0		0-0-0		0-0-0					
2-7-0		0-2-0		0-1-0		NEUTRAL		1-3-0		1-1-0		0-0-0					
0-3-0		0-0-0		0-3-0		CONFERENCE		0-0-0		0-0-0		0-0-0					
0-0-0		0-0-0		0-0-0		HOME		0-0-0		0-0-0		0-0-0					
0-3-0		0-0-0		0-3-0		AWAY		0-0-0		0-0-0		0-0-0					
0-0-0		0-0-0		0-0-0		NEUTRAL		0-0-0		0-0-0		0-0-0					
RPI	S	Opponent		Score		RPI	S	Opponent		Score		RPI	S	Opponent		Score	
9	A	Arizona		3	8	29	H	Northwestern		8	7	53	H	New Mexico St.		0	1
9	A	Arizona		6	16	30	A	San Diego St.		0	4	53	N	New Mexico St.		0	7
16	H	Minnesota		3	14	30	A	San Diego St.		1	5	74	N	Maryland		2	5
17	N	Notre Dame		0	8	30	A	San Diego St.		3	7	79	N	Weber St.		0	7
21	H	Washington		7	10	31	H	Utah		2	10	83	H	La.-Monroe		2	1
25	N	Baylor		0	8	43	N	Ohio St.		8	10	88	N	Cal Poly		3	0
						45	H	BYU		5	6	94	H	Idaho St.		4	1
						46	H	Louisville		4	0	95	H	UC Davis		12	4
												97	H	Houston		8	7
												99	H	Iowa St.		9	0
<hr/>																	
LAST 10 GAMES																	
30	A	San Diego St.		3	7	79	N	Weber St.		0	7	132	N	UConn		2	3
30	A	San Diego St.		0	4	136	H	UC Santa Barbara		6	3	97	H	Houston		8	7
30	A	San Diego St.		1	5	141	H	Eastern Ky.		3	2						
25	N	Baylor		0	8												
53	N	New Mexico St.		0	7												

Non-Div. I Games:

UNLV

Average RPI Win:		138	WON-LOST		WINNING		LAST 10		STRENGTH OF		OPP. STRENGTH		TEAM		ADJ		CONF.		ADJ CONF.	
Average RPI Loss:		43	RECORD		PCT. RANK		GAMES		SCHEDULE		OF SCHEDULE		RPI		RPI		RPI		RPI	
DIV. I ONLY			13-18-0		.41935		172		3-7-0		23		30		70		.54756		68	
DIV. I NON-CONF.			13-18-0		.41935		165		3-7-0		15		20		69		.54756		66	
TOTALS		RPI 1-25		RPI 26-50		W-L RECORDS		RPI 51-100		RPI 101-150		RPI 150+								
13-18-0		1-6-0		1-6-0		OVERALL		2-5-0		2-1-0		7-0-0								
6-5-0		1-1-0		1-1-0		HOME		0-3-0		1-0-0		3-0-0								
0-1-0		0-0-0		0-1-0		AWAY		0-0-0		0-0-0		0-0-0								
7-12-0		0-5-0		0-4-0		NEUTRAL		2-2-0		1-1-0		4-0-0								
13-18-0		1-6-0		1-6-0		NON-CONFERENCE		2-5-0		2-1-0		7-0-0								
6-5-0		1-1-0		1-1-0		HOME		0-3-0		1-0-0		3-0-0								
0-1-0		0-0-0		0-0-		AWAY		0-0-0		0-0-0		0-0-0								
7-12-0		0-5-0		0-4-0		NEUTRAL		2-2-0		1-1-0		4-0-0								
0-0-0		0-0-0		0-0-0		CONFERENCE		0-0-0		0-0-0		0-0-0								
0-0-0		0-0-0		0-0-0		HOME		0-0-0		0-0-0		0-0-0								
0-0-0		0-0-0		0-0-0		AWAY		0-0-0		0-0-0		0-0-0								
0-0-0		0-0-0		0-0-0		NEUTRAL		0-0-0		0-0-0		0-0-0								
RPI	S	Opponent		Score		RPI	S	Opponent		Score		RPI	S	Opponent		Score				
1	H	Florida		1	10	29	N	Northwestern		2	5	53	N	New Mexico St.		9	0			
4	N	Auburn		7	8	30	A	San Diego St.		3	9	59	N	San Jose St.		3	4			
7	N	Oregon		3	12	30	N	San Diego St.		2	6	73	H	Stanford		5	11			
9	N	Arizona		1	2	31	H	Utah		3	5	74	N	Maryland		7	10			
10	N	Missouri		2	6	31	H	Utah		4	1	79	H	Weber St.		8	9			
12	H	UCLA		5	4	31	N	Utah		5	7	79	N	Weber St.		5	3			
20	N	Kentucky		1	13	45	N	BYU		1	2	94	H	Idaho St.		7	8			

Average RPI Win:	200	WON-LOST	WINNING	LAST 10	STRENGTH OF	OPP. STRENGTH	TEAM	ADJ	CONF.	ADJ CONF.			
Average RPI Loss:	81	RECORD	PCT. RANK	GAMES	SCHEDULE	OF SCHEDULE	RPI	RPI	RPI	RPI			
DIV. I ONLY	17-5-0	.77273	30	9-1-0	172	252	67	.54528	69	25	25		
DIV. I NON-CONF.	16-5-0	.7619	35	9-1-0	158	263	65	.54669	69	25	25		
<hr/>													
TOTALS	RPI 1-25	RPI 26-50		W-L RECORDS		RPI 51-100		RPI 101-150		RPI 150+			
17-5-0	0-1-0	0-0-0		OVERALL		2-2-0		1-2-0		14-0-0			
0-0-0	0-0-0	0-0-0		HOME		0-0-0		0-0-0		0-0-0			
5-0-0	0-0-0	0-0-0		AWAY		2-0-0		1-0-0		2-0-0			
12-5-0	0-1-0	0-0-0		NEUTRAL		0-2-0		0-2-0		12-0-0			
<hr/>													
16-5-0	0-1-0	0-0-0		NON-CONFERENCE		2-2-0		1-2-0		13-0-0			
0-0-0	0-0-0	0-0-0		HOME		0-0-0		0-0-0		0-0-0			
5-0-0	0-0-0	0-0-		AWAY		2-0-0		1-0-0		2-0-0			
11-5-0	0-1-0	0-0-0		NEUTRAL		0-2-0		0-2-0		11-0-0			
<hr/>													
1-0-0	0-0-0	0-0-0		CONFERENCE		0-0-0		0-0-0		1-0-0			
0-0-0	0-0-0	0-0-0		HOME		0-0-0		0-0-0		0-0-0			
0-0-0	0-0-0	0-0-0		AWAY		0-0-0		0-0-0		0-0-0			
1-0-0	0-0-0	0-0-0		NEUTRAL		0-0-0		0-0-0		1-0-0			
<hr/>													
RPI S	Opponent	Score		RPI S	Opponent	Score		RPI S	Opponent	Score			
19 N	Georgia	0	1					114 A	Jacksonville	5	4		
						54 N	Kent St.	1	6	135 N	Presbyterian	0	3
						64 N	Lehigh	2	3	135 N	Presbyterian	0	8
						74 A	Maryland	3	2	152 N	Saint Joseph's	3	1
						74 A	Maryland	5	2	152 N	Saint Joseph's	5	1
										153 N	Akron	5	1
										156 A	Liberty	5	4
										202 N	Villanova	3	1
										208 N	Sacred Heart	3	2
										259 N	N.C. Central	5	0
										261 N	Cornell	4	0
										264 N	Coppin St.	17	1
										264 N	Coppin St.	16	5
										265 N	Delaware St.	5	3
										267 A	N.C. A&T	4	0
										269 N	Rider	4	1
										270 N	Quinnipiac	13	7
<hr/>													
				LAST 10 GAMES									
				54 N	Kent St.	1	6	74 A	Maryland	3	2		
				269 N	Rider	4	1	74 A	Maryland	5	2		
				259 N	N.C. Central	5	0	261 N	Cornell	4	0		
				270 N	Quinnipiac	13	7	265 N	Delaware St.	5	3		
				156 A	Liberty	5	4	202 N	Villanova	3	1		

Non-Div. I Games:

Saint Francis (PA)

Average RPI Win: 148		WON-LOST RECORD		WINNING PCT. RANK		LAST 10 GAMES		STRENGTH OF SCHEDULE		OPP. STRENGTH OF SCHEDULE		TEAM RPI		ADJ RPI		CONF. RPI		ADJ CONF. RPI	
DIV. I ONLY		24-7-0		.77419 28		5-5-0		239		48		69		.54442 70		4		4	
DIV. I NON-CONF.		18-4-0		.81818 21		1-3-0		219		94		57		.55751 59		4		4	
TOTALS		RPI 1-25		RPI 26-50		W-L RECORDS		RPI 51-100		RPI 101-150		RPI 150+							
24-7-0		2-1-0		0-1-0		OVERALL		1-1-0		10-3-0		11-1-0							
2-1-0		2-1-0		0-0-0		HOME		0-0-0		0-0-0		0-0-0							
7-3-0		0-0-0		0-0-0		AWAY		1-1-0		6-2-0		0-0-0							
15-3-0		0-0-0		0-1-0		NEUTRAL		0-0-0		4-1-0		11-1-0							
18-4-0		0-0-0		0-1-0		NON-CONFERENCE		1-1-0		8-2-0		9-0-0							
0-0-0		0-0-0		0-0-0		HOME		0-0-0		0-0-0		0-0-0							
5-2-0		0-0-0		0-0-		AWAY		1-1-0		4-1-0		0-0-0							
13-2-0		0-0-0		0-1-0		NEUTRAL		0-0-0		4-1-0		9-0-0							
6-3-0		2-1-0		0-0-0		CONFERENCE		0-0-0		2-1-0		2-1-0							
2-1-0		2-1-0		0-0-0		HOME		0-0-0		0-0-0		0-0-0							
2-1-0		0-0-0		0-0-0		AWAY		0-0-0		2-1-0		0-0-0							
2-1-0		0-0-0		0-0-0		NEUTRAL		0-0-0		0-0-0		2-1-0							
RPI S	Opponent		Score		RPI S	Opponent		Score		RPI S	Opponent		Score		RPI S	Opponent		Score	
22 H	North Carolina St.		9 8		36 N	SIUE		0 1		71 A	Texas St.		11 6		108 N	Col. of Charleston		9 3	
22 H	North Carolina St.		11 4							77 A	Penn St.		1 3		110 N	Appalachian St.		2 5	
22 H	North Carolina St.		0 4												113 A	FGCU		7 3	
															113 A	FGCU		2 4	
															113 A	FGCU		7 1	
															117 A	Georgia Tech		7 4	
															117 A	Georgia Tech		3 2	
															117 A	Georgia Tech		1 9	
															120 N	Northern Ill.		4 0	
															120 N	Northern Ill.		3 2	
															124 N	Rutgers		8 2	
															136 A	UC Santa Barbara		6 0	
															136 A	UC Santa Barbara		5 4	
															164 N	Sam Houston St.		7 6	
															164 N	Sam Houston St.		13 1	
															168 N	Winthrop		1 0	
															176 N	Boston U.		1 0	
															182 N	LIU Brooklyn		6 1	
															204 N	St. Mary's (CA)		10 0	
															204 N	St. Mary's (CA)		3 1	
															228 N	Bowling Green		9 0	
															239 N	Virginia		8 9	
															239 N	Virginia		10 2	
															239 N	Virginia		14 7	
															270 N	Quinnipiac		8 0	
LAST 10 GAMES																			
22 H	North Carolina St.		11 4		117 A	Georgia Tech		3 2		239 N	Virginia		10 2						
22 H	North Carolina St.		0 4		117 A	Georgia Tech		1 9		239 N	Virginia		14 7						
22 H	North Carolina St.		9 8		113 A	FGCU		7 3		270 N	Quinnipiac		8 0						
77 A	Penn St.		1 3		36 N	SIUE		0 1											
117 A	Georgia Tech		7 4		113 A	FGCU		2 4											

Non-Div. I Games:

Pittsburgh

Average RPI Win: 136		WON-LOST RECORD		WINNING PCT. RANK		LAST 10 GAMES		STRENGTH OF SCHEDULE		OPP. STRENGTH OF SCHEDULE		TEAM RPI		ADJ RPI		CONF. RPI		ADJ CONF. RPI	
DIV. I ONLY		18-12-0		.6 87		8-2-0		93		74		71		.54346 71		5		6	
DIV. I NON-CONF.		14-10-0		.58333 99		4-0-0		93		105		81		.53466 83		6		6	
TOTALS		RPI 1-25		RPI 26-50		W-L RECORDS		RPI 51-100		RPI 101-150		RPI 150+							
18-12-0		0-1-0		2-3-0		OVERALL		0-4-0		10-2-0		6-2-0							
9-7-0		0-0-0		1-2-0		HOME		0-3-0		3-2-0		5-0-0							
3-1-0		0-1-0		0-0-0		AWAY		0-0-0		3-0-0		0-0-0							
6-4-0		0-0-0		1-1-0		NEUTRAL		0-1-0		4-0-0		1-2-0							
14-10-0		0-1-0		1-1-0		NON-CONFERENCE		0-4-0		7-2-0		6-2-0							
8-5-0		0-0-0		0-0-0		HOME		0-3-0		3-2-0		5-0-0							
0-1-0		0-1-0		0-0-		AWAY		0-0-0		0-0-0		0-0-0							
6-4-0		0-0-0		1-1-0		NEUTRAL		0-1-0		4-0-0		1-2-0							
4-2-0		0-0-0		1-2-0		CONFERENCE		0-0-0		3-0-0		0-0-0							
1-2-0		0-0-0		1-2-0		HOME		0-0-0		0-0-0		0-0-0							
3-0-0		0-0-0		0-0-0		AWAY		0-0-0		3-0-0		0-0-0							
0-0-0		0-0-0		0-0-0		NEUTRAL		0-0-0		0-0-0		0-0-0							
RPI	S	Opponent		Score		RPI	S	Opponent		Score		RPI	S	Opponent		Score			
4	A	Auburn		2 6		34	H	Georgia St.		4 13		58	N	Samford		1 2			
						34	H	Georgia St.		2 5		70	H	Pittsburgh		6 11			
						34	H	Georgia St.		5 4		72	H	UTSA		3 6			
						36	N	SIUE		2 10		98	H	Grand Canyon		3 4			
						44	N	UAB		7 1									

Non-Div. I Games:

Texas St.

Average RPI Win: 157		WON-LOST	WINNING	LAST 10	STRENGTH OF	OPP. STRENGTH	TEAM	ADJ	CONF.	ADJ CONF.			
Average RPI Loss: 101		RECORD	PCT. RANK	GAMES	SCHEDULE	OF SCHEDULE	RPI	RPI	RPI	RPI			
DIV. I ONLY		21-9-0	.7	49	6-4-0	166	140	73	.5428	72	8	9	
DIV. I NON-CONF.		16-6-0	.72727	48	1-1-0	243	101	91	.52909	89	9	9	
<hr/>													
TOTALS		RPI 1-25		RPI 26-50		W-L RECORDS		RPI 51-100		RPI 101-150		RPI 150+	
21-9-0		0-0-0		1-1-0		OVERALL		7-5-0		2-2-0		11-1-0	
9-4-0		0-0-0		1-1-0		HOME		2-3-0		0-0-0		6-0-0	
4-1-0		0-0-0		0-0-0		AWAY		2-0-0		0-0-0		2-1-0	
8-4-0		0-0-0		0-0-0		NEUTRAL		3-2-0		2-2-0		3-0-0	
16-6-0		0-0-0		0-0-0		NON-CONFERENCE		5-4-0		2-2-0		9-0-0	
6-2-0		0-0-0		0-0-0		HOME		0-2-0		0-0-0		6-0-0	
2-0-0		0-0-0		0-0-		AWAY		2-0-0		0-0-0		0-0-0	
8-4-0		0-0-0		0-0-0		NEUTRAL		3-2-0		2-2-0		3-0-0	
5-3-0		0-0-0		1-1-0		CONFERENCE		2-1-0		0-0-0		2-1-0	
3-2-0		0-0-0		1-1-0		HOME		2-1-0		0-0-0		0-0-0	
2-1-0		0-0-0		0-0-0		AWAY		0-0-0		0-0-0		2-1-0	
0-0-0		0-0-0		0-0-0		NEUTRAL		0-0-0		0-0-0		0-0-0	
RPI	S	Opponent		Score	RPI	S	Opponent		Score	RPI	S	Opponent	Score
					44	H	UAB		11 5				
					44	H	UAB		2 3				
										53	A	New Mexico St.	8 7
										56	N	Illinois St.	0 7
										56	N	Illinois St.	7 2
										62	N	Nebraska	7 11
										71	A	Texas St.	6 3
										76	H	McNeese St.	1 2
										98	N	Grand Canyon	10 0
										98	N	Grand Canyon	10 1
										99	H	Iowa St.	9 12
										100	H	Charlotte	13 2
										100	H	Charlotte	0 2
										100	H	Charlotte	3 2

Non-Div. I Games:

UTSA

Average RPI Win: 134		WON-LOST RECORD	WINNING PCT. RANK	LAST 10 GAMES	STRENGTH OF SCHEDULE	OPP. STRENGTH OF SCHEDULE	TEAM RPI	ADJ RPI		CONF. RPI	ADJ CONF. RPI						
Average RPI Loss: 44																	
DIV. I ONLY		14-16-0	.46667 146	3-7-0	43	27	75	.54278	73	2	2						
DIV. I NON-CONF.		14-14-0	.5 132	3-5-0	39	18	68	.54732	67	2	2						
<hr/>																	
TOTALS		RPI 1-25		RPI 26-50		W-L RECORDS		RPI 51-100		RPI 101-150		RPI 150+					
14-16-0		1-5-0		1-7-0		OVERALL		4-3-0		2-1-0		6-0-0					
6-5-0		1-4-0		0-0-0		HOME		2-1-0		1-0-0		2-0-0					
1-3-0		0-0-0		0-2-0		AWAY		1-1-0		0-0-0		0-0-0					
7-8-0		0-1-0		1-5-0		NEUTRAL		1-1-0		1-1-0		4-0-0					
14-14-0		1-5-0		1-5-0		NON-CONFERENCE		4-3-0		2-1-0		6-0-0					
6-5-0		1-4-0		0-0-0		HOME		2-1-0		1-0-0		2-0-0					
1-1-0		0-0-0		0-0-		AWAY		1-1-0		0-0-0		0-0-0					
7-8-0		0-1-0		1-5-0		NEUTRAL		1-1-0		1-1-0		4-0-0					
0-2-0		0-0-0		0-2-0		CONFERENCE		0-0-0		0-0-0		0-0-0					
0-0-0		0-0-0		0-0-0		HOME		0-0-0		0-0-0		0-0-0					
0-2-0		0-0-0		0-2-0		AWAY		0-0-0		0-0-0		0-0-0					
0-0-0		0-0-0		0-0-0		NEUTRAL		0-0-0		0-0-0		0-0-0					
RPI	S	Opponent		Score		RPI	S	Opponent		Score		RPI	S	Opponent		Score	
5	H	Alabama		6	15	29	N	Northwestern		7	12	57	N	CSUN		5	7
5	H	Alabama		4	1	30	N	San Diego St.		5	11	68	A	Long Beach St.		11	5
15	N	Texas A&M		0	4	32	N	South Carolina		2	6	79	N	Weber St.		12	4
16	H	Minnesota		5	10	38	N	North Carolina		5	7	88	H	Cal Poly		10	2
16	H	Minnesota		1	9	41	A	Oregon St.		0	10	88	H	Cal Poly		3	4
16	H	Minnesota		5	9	41	A	Oregon St.		6	7	95	A	UC Davis		4	7
						41	N	Fresno St.		8	13	95	H	UC Davis		4	3
						48	N	Texas		10	9						
<hr/>																	
LAST 10 GAMES																	
41	A	Oregon St.		6	7	209	H	Santa Clara		13	5						
41	A	Oregon St.		0	10	16	H	Minnesota		5	10						
16	H	Minnesota		5	9	95	A	UC Davis		4	7						
209	H	Santa Clara		5	3	79	N	Weber St.		12	4						
16	H	Minnesota		1	9	29	N	Northwestern		7	12						

Non-Div. I Games:

Stanford

Average RPI Win: 168		WON-LOST RECORD		WINNING PCT. RANK		LAST 10 GAMES		STRENGTH OF SCHEDULE		OPP. STRENGTH OF SCHEDULE		TEAM RPI		ADJ RPI		CONF. RPI		ADJ CONF. RPI				
DIV. I ONLY		19-12-0		.6129 82		6-4-0		121		76		76		.54161 74		6		5				
DIV. I NON-CONF.		17-11-0		.60714 89		4-3-0		83		92		66		.54879 65		5		5				
TOTALS		RPI 1-25		RPI 26-50		W-L RECORDS		RPI 51-100		RPI 101-150		RPI 150+										
19-12-0		0-3-0		1-5-0		OVERALL		3-3-0		4-1-0		11-0-0										
3-2-0		0-0-0		0-0-0		HOME		0-2-0		0-0-0		3-0-0										
4-4-0		0-1-0		0-2-0		AWAY		0-0-0		4-1-0		0-0-0										
12-6-0		0-2-0		1-3-0		NEUTRAL		3-1-0		0-0-0		8-0-0										
17-11-0		0-3-0		1-5-0		NON-CONFERENCE		3-3-0		2-0-0		11-0-0										
3-2-0		0-0-0		0-0-0		HOME		0-2-0		0-0-0		3-0-0										
2-3-0		0-1-0		0-0-		AWAY		0-0-0		2-0-0		0-0-0										
12-6-0		0-2-0		1-3-0		NEUTRAL		3-1-0		0-0-0		8-0-0										
2-1-0		0-0-0		0-0-0		CONFERENCE		0-0-0		2-1-0		0-0-0										
0-0-0		0-0-0		0-0-0		HOME		0-0-0		0-0-0		0-0-0										
2-1-0		0-0-0		0-0-0		AWAY		0-0-0		2-1-0		0-0-0										
0-0-0		0-0-0		0-0-0		NEUTRAL		0-0-0		0-0-0		0-0-0										
RPI	S	Opponent		Score		RPI	S	Opponent		Score		RPI	S	Opponent		Score						
10	N	Missouri		1	5	27	N	Mississippi St.		2	6	67	N	UNLV		5	2	101	A	Iowa	15	14
17	N	Notre Dame		6	8	35	A	James Madison		5	10	68	N	Long Beach St.		10	7	101	A	Iowa	19	0
24	A	UCF		6	8	37	A	Fla. Atlantic		5	6	69	H	Saint Francis (PA)		2	3	101	A	Iowa	4	8
						39	N	Virginia Tech		6	7	69	H	Saint Francis (PA)		2	5	143	A	Coastal Caro.	3	1
						39	N	Virginia Tech		10	11	86	N	Fordham		4	3	143	A	Coastal Caro.	4	3
						45	N	BYU		2	1	92	N	Tulsa		0	1	163	N	UNI	10	0
																		169	N	Providence	4	0
																		183	N	Stony Brook	2	1
																		186	N	Nevada	4	3
																		212	N	Drexel	6	0
																		212	N	Drexel	3	1
																		215	H	Princeton	6	5
																		273	H	Lafayette	9	1
																		273	H	Lafayette	14	0
																		273	N	Lafayette	8	2
																		280	N	Rhode Island	18	3
LAST 10 GAMES																						
						101	A	Iowa		19	0	215	H	Princeton		6	5					
						101	A	Iowa		4	8	273	H	Lafayette		9	1					
						101	A	Iowa		15	14	273	H	Lafayette		14	0					
						69	H	Saint Francis (PA)		2	3	183	N	Stony Brook		2	1					
						69	H	Saint Francis (PA)		2	5	35	A	James Madison		5	10					

Average RPI Win:	152	WON-LOST RECORD	WINNING PCT. RANK	LAST 10 GAMES	STRENGTH OF SCHEDULE	OPP. STRENGTH OF SCHEDULE	TEAM RPI	ADJ RPI	CONF. RPI	ADJ CONF. RPI				
DIV. I ONLY		12-16-0	.42857	166	4-6-0	17	107	72	.54133	75	13	13		
DIV. I NON-CONF.		11-14-0	.44	156	3-4-0	16	65	73	.54063	76	13	13		
<hr/>														
TOTALS	RPI 1-25	RPI 26-50		W-L RECORDS		RPI 51-100		RPI 101-150		RPI 150+				
12-16-0	0-5-0	0-4-0		OVERALL		3-1-0		4-6-0		5-0-0				
8-3-0	0-0-0	0-0-0		HOME		3-0-0		3-3-0		2-0-0				
2-4-0	0-2-0	0-2-0		AWAY		0-0-0		0-0-0		2-0-0				
2-9-0	0-3-0	0-2-0		NEUTRAL		0-1-0		1-3-0		1-0-0				
11-14-0	0-5-0	0-4-0		NON-CONFERENCE		3-1-0		3-4-0		5-0-0				
7-1-0	0-0-0	0-0-0		HOME		3-0-0		2-1-0		2-0-0				
2-4-0	0-2-0	0-0-		AWAY		0-0-0		0-0-0		2-0-0				
2-9-0	0-3-0	0-2-0		NEUTRAL		0-1-0		1-3-0		1-0-0				
1-2-0	0-0-0	0-0-0		CONFERENCE		0-0-0		1-2-0		0-0-0				
1-2-0	0-0-0	0-0-0		HOME		0-0-0		1-2-0		0-0-0				
0-0-0	0-0-0	0-0-0		AWAY		0-0-0		0-0-0		0-0-0				
0-0-0	0-0-0	0-0-0		NEUTRAL		0-0-0		0-0-0		0-0-0				
RPI	S	Opponent	Score		RPI	S	Opponent	Score		RPI	S	Opponent	Score	
3	N	Michigan	1	7	26	A	South Ala.	1	4	85	H	IUPUI	8	0
3	N	Michigan	1	13	35	N	James Madison	1	11	86	N	Fordham	2	3
5	A	Alabama	1	6	35	N	James Madison	0	3	91	H	Dayton	3	2
10	N	Missouri	2	10	44	A	UAB	7	8	91	H	Dayton	3	0
22	A	North Carolina St.	0	1										

Non-Div. I Games:

Lipscomb

Average RPI Win:	173	WON-LOST RECORD	WINNING PCT. RANK	LAST 10 GAMES	STRENGTH OF SCHEDULE	OPP. STRENGTH OF SCHEDULE	TEAM RPI	ADJ RPI	CONF. RPI	ADJ CONF. RPI				
Average RPI Loss:	51													
DIV. I ONLY		23-10-0	.69697	53	6-4-0	188	61	74	.5398	76	24	24		
DIV. I NON-CONF.		14-9-0	.6087	87	0-4-0	42	59	48	.56422	52	24	24		
<hr/>														
TOTALS	RPI 1-25	RPI 26-50		W-L RECORDS		RPI 51-100		RPI 101-150		RPI 150+				
23-10-0	0-3-0	0-5-0		OVERALL		2-0-0		7-1-0		14-1-0				
10-4-0	0-0-0	0-3-0		HOME		0-0-0		4-1-0		6-0-0				
5-1-0	0-1-0	0-0-0		AWAY		2-0-0		0-0-0		3-0-0				
8-5-0	0-2-0	0-2-0		NEUTRAL		0-0-0		3-0-0		5-1-0				
14-9-0	0-3-0	0-5-0		NON-CONFERENCE		2-0-0		7-1-0		5-0-0				
4-4-0	0-0-0	0-3-0		HOME		0-0-0		4-1-0		0-0-0				
2-1-0	0-1-0	0-0-		AWAY		2-0-0		0-0-0		0-0-0				
8-4-0	0-2-0	0-2-0		NEUTRAL		0-0-0		3-0-0		5-0-0				
9-1-0	0-0-0	0-0-0		CONFERENCE		0-0-0		0-0-0		9-1-0				
6-0-0	0-0-0	0-0-0		HOME		0-0-0		0-0-0		6-0-0				
3-0-0	0-0-0	0-0-0		AWAY		0-0-0		0-0-0		3-0-0				
0-1-0	0-0-0	0-0-0		NEUTRAL		0-0-0		0-0-0		0-1-0				
<hr/>														
RPI	S	Opponent	Score		RPI	S	Opponent	Score		RPI	S	Opponent	Score	
5	N	Alabama	0	4	26	N	South Ala.	1	5	72	A	UTSA	2	1
14	A	La.-Lafayette	3	11	28	N	Hofstra	2	3	97	A	Houston	3	1
23	N	Oklahoma	0	3	31	H	Utah	1	2					
					31	H	Utah	1	5					
					31	H	Utah	0	1					
											</			

Non-Div. I Games:

McNeese St.

Average RPI Win: 118		WON-LOST RECORD	WINNING PCT. RANK	LAST 10 GAMES	STRENGTH OF SCHEDULE	OPP. STRENGTH OF SCHEDULE	TEAM RPI	ADJ RPI	CONF. RPI	ADJ CONF. RPI	
Average RPI Loss: 57											
DIV. I ONLY		13-15-0	.46429 148	4-6-0	49	20	80	.53978 77	6	5	
DIV. I NON-CONF.		13-12-0	.52 130	4-3-0	31	31	64	.55339 63	5	5	
TOTALS		RPI 1-25	RPI 26-50		W-L RECORDS		RPI 51-100		RPI 101-150		RPI 150+
13-15-0	1-3-0	0-8-0		OVERALL		3-1-0		5-1-0		4-2-0	
1-3-0	0-0-0	0-3-0		HOME		1-0-0		0-0-0		0-0-0	
3-7-0	1-1-0	0-3-0		AWAY		0-0-0		1-1-0		1-0-0	
9-5-0	0-2-0	0-1-0		NEUTRAL		2-1-0		4-0-0		3-1-0	
13-12-0	1-3-0	0-5-0		NON-CONFERENCE		3-1-0		5-1-0		4-2-0	
1-0-0	0-0-0	0-0-0		HOME		1-0-0		0-0-0		0-0-0	
3-7-0	1-1-0	0-0-		AWAY		0-0-0		1-1-0		1-1-0	
9-5-0	0-2-0	0-1-0		NEUTRAL		2-1-0		4-0-0		3-1-0	
0-3-0	0-0-0	0-3-0		CONFERENCE		0-0-0		0-0-0		0-0-0	
0-3-0	0-0-0	0-3-0		HOME		0-0-0		0-0-0		0-0-0	
0-0-0	0-0-0	0-0-0		AWAY		0-0-0		0-0-0		0-0-0	
0-0-0	0-0-0	0-0-0		NEUTRAL		0-0-0		0-0-0		0-0-0	
RPI S	Opponent	Score		RPI S	Opponent	Score		RPI S	Opponent	Score	
8 N	Kansas	0	8	27 A	Mississippi St.	2	10	66 N	Arkansas	6	4
10 N	Missouri	7	11	27 A	Mississippi St.	3	9	70 H	Pittsburgh	3	1
15 A	Texas A&M	4	3	27 A	Mississippi St.	5	10	86 N	Fordham	6	1
15 A	Texas A&M	0	8	29 H	Northwestern	4	5	98 N	Grand Canyon	1	4
				29 H	Northwestern	5	13				
				29 H	Northwestern	0	10				
				35 N	James Madison	1	2				
				37 A	Fla. Atlantic	0	7				
				LAST 10 GAMES							
				29 H	Northwestern	4	5	178 N	Loyola Marymount	4	0
				29 H	Northwestern	5	13	178 N	Loyola Marymount	1	0
				29 H	Northwestern	0	10	155 A	Sacramento St.	1	6
				70 H	Pittsburgh	3	1	98 N	Grand Canyon	1	4
				155 A	Sacramento St.	9	1	131 A	Pacific	1	2

Non-Div. I Games:

Penn St.

Average RPI Win: 191		WON-LOST	WINNING	LAST 10	STRENGTH OF	OPP. STRENGTH	TEAM	ADJ	CONF.	ADJ CONF.									
Average RPI Loss: 76		RECORD	PCT. RANK	GAMES	SCHEDULE	OF SCHEDULE	RPI	RPI	RPI	RPI									
DIV. I ONLY		18-8-0	.69231	55	7-3-0	165	176	81	.5393	78	10	10							
DIV. I NON-CONF.		17-6-0	.73913	42	6-1-0	183	191	70	.54673	68	10	10							
<hr/>																			
TOTALS		RPI 1-25		RPI 26-50		W-L RECORDS		RPI 51-100		RPI 101-150		RPI 150+							
18-8-0		1-2-0		0-1-0		OVERALL		2-2-0		3-2-0		12-1-0							
12-1-0		1-0-0		0-0-0		HOME		1-0-0		1-0-0		9-1-0							
2-5-0		0-2-0		0-0-0		AWAY		0-1-0		2-2-0		0-0-0							
4-2-0		0-0-0		0-1-0		NEUTRAL		1-1-0		0-0-0		3-0-0							
17-6-0		1-2-0		0-1-0		NON-CONFERENCE		2-2-0		2-0-0		12-1-0							
12-1-0		1-0-0		0-0-0		HOME		1-0-0		1-0-0		9-1-0							
1-3-0		0-2-0		0-0-		AWAY		0-1-0		1-0-0		0-0-0							
4-2-0		0-0-0		0-1-0		NEUTRAL		1-1-0		0-0-0		3-0-0							
1-2-0		0-0-0		0-0-0		CONFERENCE		0-0-0		1-2-0		0-0-0							
0-0-0		0-0-0		0-0-0		HOME		0-0-0		0-0-0		0-0-0							
1-2-0		0-0-0		0-0-0		AWAY		0-0-0		1-2-0		0-0-0							
0-0-0		0-0-0		0-0-0		NEUTRAL		0-0-0		0-0-0		0-0-0							
RPI	S	Opponent		Score		RPI	S	Opponent		Score		RPI	S	Opponent		Score			
19	A	Georgia		4	14	36	N	SIUE		2	3	60	H	USC Upstate		4	3		
19	A	Georgia		0	10							61	N	Troy		2	6		
22	H	North Carolina St.		3	2							65	N	Jacksonville St.		1	0		
												100	A	Charlotte		0	3		
												108	A	Col. of Charleston		4	3		
												108	A	Col. of Charleston		5	6		
												108	A	Col. of Charleston		1	5		
												123	A	UNC Greensboro		6	2		
												146	H	East Carolina		10	4		
												154	H	Central Conn. St.		0	1		
												170	H	Campbell		2	0		
												200	H	Radford		6	5		
												200	H	Radford		6	1		
												225	N	George Washington		7	2		
												239	N	Virginia		8	6		
												256	H	Hampton		4	3		
												259	H	N.C. Central		6	1		
												269	H	Rider		4	2		
												269	H	Rider		9	1		
												273	H	Lafayette		8	0		
												273	H	Lafayette		2	0		
												283	N	Morgan St.		5	2		
<hr/>																			
LAST 10 GAMES																			
108 A Col. of Charleston						1	5	269 H Rider						4	2				
108 A Col. of Charleston						4	3	123 A UNC Greensboro						6	2				
108 A Col. of Charleston						5	6	259 H N.C. Central						6	1				
146 H East Carolina						10	4	100 A Charlotte						0	3				
269 H Rider						9	1	256 H Hampton						4	3				

Non-Div. I Games:

Elon

Average RPI Win:		165	WON-LOST RECORD		WINNING PCT. RANK		LAST 10 GAMES		STRENGTH OF SCHEDULE		OPP. STRENGTH OF SCHEDULE		TEAM RPI		ADJ RPI		CONF. RPI		ADJ CONF. RPI					
DIV. I ONLY			22-10-0		.6875		57		9-1-0		179		96		78		.53886		79		22		22	
DIV. I NON-CONF.			19-10-0		.65517		69		6-1-0		149		89		80		.53939		77		21		20	
TOTALS		RPI 1-25		RPI 26-50				W-L RECORDS				RPI 51-100				RPI 101-150				RPI 150+				
22-10-0		0-2-0		0-0-0				OVERALL				6-6-0				1-0-0				15-2-0				
3-0-0		0-0-0		0-0-0				HOME				0-0-0				0-0-0				3-0-0				
8-3-0		0-0-0		0-0-0				AWAY				4-3-0				0-0-0				4-0-0				
11-7-0		0-2-0		0-0-0				NEUTRAL				2-3-0				1-0-0				8-2-0				
19-10-0		0-2-0		0-0-0				NON-CONFERENCE				6-6-0				1-0-0				12-2-0				
0-0-0		0-0-0		0-0-0				HOME				0-0-0				0-0-0				0-0-0				
8-3-0		0-0-0		0-0-				AWAY				4-3-0				0-0-0				4-0-0				
11-7-0		0-2-0		0-0-0				NEUTRAL				2-3-0				1-0-0				8-2-0				
3-0-0		0-0-0		0-0-0				CONFERENCE				0-0-0				0-0-0				3-0-0				
3-0-0		0-0-0		0-0-0				HOME				0-0-0				0-0-0				3-0-0				
0-0-0		0-0-0		0-0-0				AWAY				0-0-0				0-0-0				0-0-0				
0-0-0		0-0-0		0-0-0				NEUTRAL				0-0-0				0-0-0				0-0-0				
RPI	S	Opponent		Score		RPI	S	Opponent		Score		RPI	S	Opponent		Score		RPI	S	Opponent		Score		
8	N	Kansas		3	6							53	A	New Mexico St.		0	8	119	N	San Diego		2	1	
8	N	Kansas		1	5							57	N	CSUN		3	1	177	N	Western Caro.		11	2	
												57	N	CSUN		2	4	180	A	Utah Valley		6	5	
												63	A	UC Riverside		8	0	180	A	Utah Valley		10	5	
												63	A	UC Riverside		0	2	180	N	Utah Valley		5	0	
												67	N	UNLV		7	0	191	N	Utah St.		9	1	
												68	A	Long Beach St.		9	8	191	N	Utah St.		3	4	
												68	N	Long Beach St.		3	5	199	N	Bradley		11	5	
												73	N	Stanford		4	12	199	N	Bradley		11	0	
												98	A	Grand Canyon		5	6	204	N	St. Mary's (CA)		5	1	
												98	A	Grand Canyon		10	9	218	H	North Dakota		10	0	
												98	A	Grand Canyon		10	6	218	H	North Dakota		9	1	
																		218	H	North Dakota		5	4	
																		222	A	Boise St.		10	7	
																		222	A	Boise St.		19	10	
																		222	N	Boise St.		8	9	
																		223	N	Harvard		3	2	
																		224	N	Seattle		3	0	
LAST 10 GAMES																								
218	H	North Dakota		9	1	177	N	Western Caro.		11	2													
218	H	North Dakota		10	0	119	N	San Diego		2	1													
218	H	North Dakota		5	4	68	N	Long Beach St.		3	5													
180	A	Utah Valley		6	5	223	N	Harvard		3	2													
180	A	Utah Valley		10	5	67	N	UNLV		7	0													

Non-Div. I Games:

Weber St.

Average RPI Win:		151	WON-LOST RECORD		WINNING PCT. RANK		LAST 10 GAMES		STRENGTH OF SCHEDULE		OPP. STRENGTH OF SCHEDULE		TEAM RPI		ADJ RPI		CONF. RPI		ADJ CONF. RPI				
DIV. I ONLY			9-10-0		.47368 144		3-7-0		26		221		77		.53799 80		10		10				
DIV. I NON-CONF.			9-7-0		.5625 110		3-4-0		32		249		74		.54239 74		10		10				
TOTALS		RPI 1-25		RPI 26-50				W-L RECORDS		RPI 51-100				RPI 101-150				RPI 150+					
9-10-0		0-1-0		1-4-0				OVERALL		1-0-0				1-3-0				6-2-0					
1-2-0		0-0-0		0-2-0				HOME		0-0-0				1-0-0				0-0-0					
2-3-0		0-0-0		1-1-0				AWAY		0-0-0				0-2-0				1-0-0					
6-5-0		0-1-0		0-1-0				NEUTRAL		1-0-0				0-1-0				5-2-0					
9-7-0		0-1-0		1-1-0				NON-CONFERENCE		1-0-0				1-3-0				6-2-0					
1-0-0		0-0-0		0-0-0				HOME		0-0-0				1-0-0				0-0-0					
2-2-0		0-0-0		1-0-				AWAY		0-0-0				0-2-0				1-0-0					
6-5-0		0-1-0		0-1-0				NEUTRAL		1-0-0				0-1-0				5-2-0					
0-3-0		0-0-0		0-3-0				CONFERENCE		0-0-0				0-0-0				0-0-0					
0-2-0		0-0-0		0-2-0				HOME		0-0-0				0-0-0				0-0-0					
0-1-0		0-0-0		0-1-0				AWAY		0-0-0				0-0-0				0-0-0					
0-0-0		0-0-0		0-0-0				NEUTRAL		0-0-0				0-0-0				0-0-0					
RPI	S	Opponent		Score		RPI	S	Opponent		Score		RPI	S	Opponent		Score		RPI	S	Opponent		Score	
19	N	Georgia		0	16	35	A	James Madison		3	4	52	N	Marshall		3	1	113	A	FGCU		2	4
						35	H	James Madison		1	5							113	A	FGCU		4	5
						35	H	James Madison		2	6							134	N	Syracuse		0	3
						44	N	UAB		0	9							138	H	Miami (OH)		8	4
						50	A	South Fla.		3	0							154	N	Central Conn. St.		4	1
																		170	A	Campbell		10	9
																		174	N	St. John's (NY)		7	4
																		188	N	Bucknell		7	2
																		189	N	East Tenn. St.		1	9
																		197	N	Western Mich.		7	5
																		240	N	Youngstown St.		9	2
																		244	N	Canisius		0	1
LAST 10 GAMES																							
						35	H	James Madison		2	6	134	N	Syracuse		0	3						
						35	A	James Madison		3	4	50	A	South Fla.		3	0						
						35	H	James Madison		1	5	197	N	Western Mich.		7	5						
						113	A	FGCU		4	5	154	N	Central Conn. St.		4	1						
						113	A	FGCU		2	4	244	N	Canisius		0	1						

Non-Div. I Games:

Towson

Average RPI Win: 179		WON-LOST	WINNING	LAST 10	STRENGTH OF		OPP. STRENGTH	TEAM	ADJ		CONF.	ADJ CONF.			
Average RPI Loss: 78		RECORD	PCT. RANK	GAMES	SCHEDULE		OF SCHEDULE	RPI	RPI		RPI	RPI			
DIV. I ONLY		19-10-0	.65517	66	6-4-0		139	171	83	.53617	81	13	13		
DIV. I NON-CONF.		17-6-0	.73913	42	4-0-0		231	171	87	.52921	88	13	13		
TOTALS		RPI 1-25	RPI 26-50		W-L RECORDS		RPI 51-100		RPI 101-150		RPI 150+				
19-10-0		1-1-0	0-1-0		OVERALL		3-5-0		3-3-0		12-0-0				
10-6-0		1-1-0	0-0-0		HOME		1-4-0		1-1-0		7-0-0				
4-2-0		0-0-0	0-1-0		AWAY		2-1-0		2-0-0		0-0-0				
5-2-0		0-0-0	0-0-0		NEUTRAL		0-0-0		0-2-0		5-0-0				
17-6-0		1-1-0	0-1-0		NON-CONFERENCE		1-1-0		3-3-0		12-0-0				
10-3-0		1-1-0	0-0-0		HOME		1-1-0		1-1-0		7-0-0				
2-1-0		0-0-0	0-0-		AWAY		0-0-0		2-0-0		0-0-0				
5-2-0		0-0-0	0-0-0		NEUTRAL		0-0-0		0-2-0		5-0-0				
2-4-0		0-0-0	0-0-0		CONFERENCE		2-4-0		0-0-0		0-0-0				
0-3-0		0-0-0	0-0-0		HOME		0-3-0		0-0-0		0-0-0				
2-1-0		0-0-0	0-0-0		AWAY		2-1-0		0-0-0		0-0-0				
0-0-0		0-0-0	0-0-0		NEUTRAL		0-0-0		0-0-0		0-0-0				
RPI S	Opponent	Score		RPI S	Opponent	Score		RPI S	Opponent	Score		RPI S	Opponent	Score	
18 H	Tennessee	5	13	27 A	Mississippi St.	2	4	60 H	USC Upstate	2	8	106 A	Furman	8	1
20 H	Kentucky	9	8					60 H	USC Upstate	1	10	106 A	Furman	3	2
								60 H	USC Upstate	3	16	120 N	Northern Ill.	1	2
								85 H	IUPUI	0	4	126 H	Saint Louis	0	7
								90 A	North Florida	5	3	132 N	UConn	2	4
								90 A	North Florida	5	3	148 H	Tennessee Tech	1	0
								90 A	North Florida	2	3	165 H	Indiana	9	4
								91 H	Dayton	12	6	201 H	Eastern Ill.	6	4
												217 N	Evansville	6	0
												217 N	Evansville	10	8
												217 N	Evansville	7	4
												232 N	Buffalo	9	4
												232 N	Buffalo	16	7
												233 H	Morehead St.	5	1
												237 H	Ohio	7	2
												251 H	Belmont	5	0
												274 H	Austin Peay	11	0
												274 H	Austin Peay	8	2
LAST 10 GAMES				LAST 10 GAMES				LAST 10 GAMES				LAST 10 GAMES			
90 A	North Florida	5	3	60 H	USC Upstate	1	10	60 H	USC Upstate	2	8	60 H	USC Upstate	3	16
90 A	North Florida	5	3	60 H	USC Upstate	2	8	251 H	Belmont	5	0	165 H	Indiana	9	4
90 A	North Florida	2	3	60 H	USC Upstate	3	16								
106 A	Furman	3	2												
106 A	Furman	8	1												

Non-Div. I Games:

Kennesaw St.

H
a
w
a
i
i

Hawaii

Average RPI Win: 172		WON-LOST	WINNING	LAST 10	STRENGTH OF		OPP. STRENGTH	TEAM	ADJ		CONF.	ADJ CONF.				
Average RPI Loss: 82		RECORD	PCT. RANK	GAMES	SCHEDULE		OF SCHEDULE	RPI	RPI		RPI	RPI				
DIV. I ONLY		19-7-0	.73077	41	6-4-0		213	138	85	.53522	83	5	6			
DIV. I NON-CONF.		15-6-0	.71429	50	2-3-0		257	202	107	.51253	105	6	6			
TOTALS		RPI 1-25	RPI 26-50		W-L RECORDS		RPI 51-100		RPI 101-150		RPI 150+					
19-7-0		0-0-0	2-1-0		OVERALL		3-3-0		4-3-0		10-0-0					
8-1-0		0-0-0	1-1-0		HOME		0-0-0		0-0-0		7-0-0					
2-3-0		0-0-0	0-0-0		AWAY		2-1-0		0-2-0		0-0-0					
9-3-0		0-0-0	1-0-0		NEUTRAL		1-2-0		4-1-0		3-0-0					
15-6-0		0-0-0	1-0-0		NON-CONFERENCE		3-3-0		1-3-0		10-0-0					
7-0-0		0-0-0	0-0-0		HOME		0-0-0		0-0-0		7-0-0					
2-3-0		0-0-0	0-0-		AWAY		2-1-0		0-2-0		0-0-0					
6-3-0		0-0-0	1-0-0		NEUTRAL		1-2-0		1-1-0		3-0-0					
4-1-0		0-0-0	1-1-0		CONFERENCE		0-0-0		3-0-0		0-0-0					
1-1-0		0-0-0	1-1-0		HOME		0-0-0		0-0-0		0-0-0					
0-0-0		0-0-0	0-0-0		AWAY		0-0-0		0-0-0		0-0-0					
3-0-0		0-0-0	0-0-0		NEUTRAL		0-0-0		3-0-0		0-0-0					
RPI	S	Opponent	Score		RPI	S	Opponent	Score		RPI	S	Opponent	Score			
			26	H	South Ala.		8	0		51	A	Ole Miss	9	1		
			26	H	South Ala.		0	2		53	N	New Mexico St.	6	7		
			36	N	SIUE		4	3		67	A	UNLV	1	2		
										89	A	Louisiana Tech	9	5		
										94	N	Idaho St.	2	4		
										94	N	Idaho St.	3	1		
												102	N	Missouri St.	4	7
												110	N	Appalachian St.	6	5
												110	N	Appalachian St.	4	0
												110	N	Appalachian St.	10	1
												112	A	Northwestern St.	3	4
												118	A	Central Ark.	0	8
												125	N	Wisconsin	9	8
												166	H	Delaware	11	3
												166	H	Delaware	7	5
												241	N	Abilene Christian	8	2
												250	H	Southeast Mo. St.	11	3
												276	H	Alabama St.	10	2
												276	H	Alabama St.	3	1
												278	N	Ark.-Pine Bluff	8	2
												278	N	Ark.-Pine Bluff	13	5
												291	H	Grambling	8	0
												291	H	Grambling	10	2
LAST 10 GAMES																
			51	A	Ole Miss		9	1		110	N	Appalachian St.	10	1		
			26	H	South Ala.		0	2		94	N	Idaho St.	2	4		
			26	H	South Ala.		8	0		67	A	UNLV	1	2		
			110	N	Appalachian St.		4	0		125	N	Wisconsin	9	8		
			110	N	Appalachian St.		6	5		53	N	New Mexico St.	6	7		

Non-Div. I Games:

La.-Monroe

Average RPI Win: 180		WON-LOST	WINNING	LAST 10	STRENGTH OF		OPP. STRENGTH	TEAM	ADJ		CONF.	ADJ CONF.
Average RPI Loss: 57		RECORD	PCT. RANK	GAMES	SCHEDULE		OF SCHEDULE	RPI	RPI		RPI	RPI
DIV. I ONLY		14-12-0	.53846	113	3-7-0		68	94	82		.53417	84
DIV. I NON-CONF.		14-6-0	.7	56	3-3-0		163	178	77		.53808	79
TOTALS		RPI 1-25	RPI 26-50		W-L RECORDS		RPI 51-100		RPI 101-150		RPI 150+	
14-12-0		0-5-0	0-4-0		OVERALL		0-0-0		6-1-0		8-2-0	
0-0-0		0-0-0	0-0-0		HOME		0-0-0		0-0-0		0-0-0	
3-9-0		0-5-0	0-4-0		AWAY		0-0-0		2-0-0		1-0-0	
11-3-0		0-0-0	0-0-0		NEUTRAL		0-0-0		4-1-0		7-2-0	
14-6-0		0-2-0	0-1-0		NON-CONFERENCE		0-0-0		6-1-0		8-2-0	
0-0-0		0-0-0	0-0-0		HOME		0-0-0		0-0-0		0-0-0	
3-3-0		0-2-0	0-0-		AWAY		0-0-0		2-0-0		1-0-0	
11-3-0		0-0-0	0-0-0		NEUTRAL		0-0-0		4-1-0		7-2-0	
0-6-0		0-3-0	0-3-0		CONFERENCE		0-0-0		0-0-0		0-0-0	
0-0-0		0-0-0	0-0-0		HOME		0-0-0		0-0-0		0-0-0	
0-6-0		0-3-0	0-3-0		AWAY		0-0-0		0-0-0		0-0-0	
0-0-0		0-0-0	0-0-0		NEUTRAL		0-0-0		0-0-0		0-0-0	
RPI S	Opponent	Score	RPI S	Opponent	Score	RPI S	Opponent	Score	RPI S	Opponent	Score	
6 A	Florida St.	1 2	38 A	North Carolina	2 5				103 N	Murray St.	9 6	
6 A	Florida St.	0 5	38 A	North Carolina	0 1				107 N	Binghamton	5 4	
6 A	Florida St.	1 5	38 A	North Carolina	7 15				107 N	Binghamton	13 11	
24 A	UCF	0 3	50 A	South Fla.	1 3				125 N	Wisconsin	3 4	
24 A	UCF	0 4							139 A	Ga. Southern	6 3	
									143 A	Coastal Caro.	1 0	
									148 N	Tennessee Tech	7 1	
									158 N	Central Mich.	0 2	
									170 N	Campbell	4 6	
									188 N	Bucknell	8 1	
									197 N	Western Mich.	1 0	
									208 N	Sacred Heart	4 1	
									227 N	George Mason	5 1	
									227 N	George Mason	9 5	
									227 N	George Mason	9 1	
									245 A	Florida A&M	13 0	
									247 N	Portland St.	3 0	
LAST 10 GAMES												
			38 A	North Carolina	0 1	158 N	Central Mich.	0 2				
			38 A	North Carolina	7 15	197 N	Western Mich.	1 0				
			38 A	North Carolina	2 5	50 A	South Fla.	1 3				
			125 N	Wisconsin	3 4	245 A	Florida A&M	13 0				
			247 N	Portland St.	3 0	6 A	Florida St.	1 5				

Non-Div. I Games:

Boston College

I
U
P
U
I

IUPUI

Average RPI Win: 128		WON-LOST	WINNING	LAST 10	STRENGTH OF	OPP. STRENGTH	TEAM	ADJ	CONF.	ADJ CONF.							
Average RPI Loss: 83		RECORD	PCT. RANK	GAMES	SCHEDULE	OF SCHEDULE	RPI	RPI	RPI	RPI							
DIV. I ONLY		12-12-0	.5	127	4-6-0	73	59	90	.53157	86	21	21					
DIV. I NON-CONF.		11-10-0	.52381	125	3-4-0	91	30	86	.53282	85	22	22					
<hr/>																	
TOTALS		RPI 1-25		RPI 26-50		W-L RECORDS		RPI 51-100		RPI 101-150		RPI 150+					
12-12-0		1-4-0		1-1-0		OVERALL		1-2-0		6-3-0		3-2-0					
0-0-0		0-0-0		0-0-0		HOME		0-0-0		0-0-0		0-0-0					
4-3-0		0-1-0		1-0-0		AWAY		0-0-0		3-2-0		0-0-0					
8-9-0		1-3-0		0-1-0		NEUTRAL		1-2-0		3-1-0		3-2-0					
11-10-0		1-4-0		1-1-0		NON-CONFERENCE		1-2-0		5-1-0		3-2-0					
0-0-0		0-0-0		0-0-0		HOME		0-0-0		0-0-0		0-0-0					
3-1-0		0-1-0		1-0-		AWAY		0-0-0		2-0-0		0-0-0					
8-9-0		1-3-0		0-1-0		NEUTRAL		1-2-0		3-1-0		3-2-0					
1-2-0		0-0-0		0-0-0		CONFERENCE		0-0-0		1-2-0		0-0-0					
0-0-0		0-0-0		0-0-0		HOME		0-0-0		0-0-0		0-0-0					
1-2-0		0-0-0		0-0-0		AWAY		0-0-0		1-2-0		0-0-0					
0-0-0		0-0-0		0-0-0		NEUTRAL		0-0-0		0-0-0		0-0-0					
RPI	S	Opponent		Score		RPI	S	Opponent		Score		RPI	S	Opponent		Score	
10	N	Missouri		5	7	41	N	Fresno St.		0	8	74	N	Maryland		3	4
11	N	California		0	6	50	A	South Fla.		14	6	75	N	Lipscomb		3	2
16	N	Minnesota		10	5							77	N	Penn St.		1	6
18	N	Tennessee		0	5												
22	A	North Carolina St.		0	5												
						</											

Non-Div. I Games:

Fordham

M
e
r
c
e
r

Mercer

Average RPI Win:	151	WON-LOST RECORD		WINNING PCT. RANK		LAST 10 GAMES		STRENGTH OF SCHEDULE		OPP. STRENGTH OF SCHEDULE		TEAM RPI		ADJ RPI		CONF. RPI		ADJ CONF. RPI					
Average RPI Loss:	58																						
DIV. I ONLY		16-16-0		.5	127	7-3-0		78		41		91		.53052	88	7		7					
DIV. I NON-CONF.		16-16-0		.5	132	7-3-0		78		37		90		.53052	87	7		7					
<hr/>																							
TOTALS		RPI 1-25		RPI 26-50		W-L RECORDS		RPI 51-100		RPI 101-150		RPI 150+											
16-16-0		0-5-0		2-4-0		OVERALL		1-5-0		3-1-0		10-1-0											
5-3-0		0-0-0		0-0-0		HOME		0-2-0		1-0-0		4-1-0											
1-3-0		0-0-0		0-2-0		AWAY		1-1-0		0-0-0		0-0-0											
10-10-0		0-5-0		2-2-0		NEUTRAL		0-2-0		2-1-0		6-0-0											
16-16-0		0-5-0		2-4-0		NON-CONFERENCE		1-5-0		3-1-0		10-1-0											
5-3-0		0-0-0		0-0-0		HOME		0-2-0		1-0-0		4-1-0											
1-3-0		0-0-0		0-0-		AWAY		1-1-0		0-0-0		0-0-0											
10-10-0		0-5-0		2-2-0		NEUTRAL		0-2-0		2-1-0		6-0-0											
0-0-0		0-0-0		0-0-0		CONFERENCE		0-0-0		0-0-0		0-0-0											
0-0-0		0-0-0		0-0-0		HOME		0-0-0		0-0-0		0-0-0											
0-0-0		0-0-0		0-0-0		AWAY		0-0-0		0-0-0		0-0-0											
0-0-0		0-0-0		0-0-0		NEUTRAL		0-0-0		0-0-0		0-0-0											
RPI	S	Opponent		Score		RPI	S	Opponent		Score		RPI	S	Opponent		Score		RPI	S	Opponent		Score	
1	N	Florida		1	6	30	A	San Diego St.		2	8	67	N	UNLV		0	3	104	N	Creighton		1	0
5	N	Alabama		0	1	31	N	Utah		1	3	73	A	Stanford		4	3	119	H	San Diego		1	0
7	N	Oregon		0	8	41	A	Fresno St.		1	4	73	A	Stanford		2	10	131	N	Pacific		6	0
11	N	California		4	8	41	N	Oregon St.		1	0	85	H	IUPUI		2	5	131	N	Pacific		3	6
16	N	Minnesota		0	1	41	N	Oregon St.		5	6	85	H	IUPUI		2	5	155	H	Sacramento St.		1	0
						45	N	BYU		3	1	99	N	Iowa St.		3	4	165	N	Indiana		4	0
																		169	N	Providence		4	2
																		174	N	St. John's (NY)		3	2
																		175	N	South Dakota St.		11	8
																		182	N	LIU Brooklyn		7	2
																		193	H	Bryant		2	1
																		203	H	Southern Utah		2	3
																		229	N	Montana		2	1
																		232	H	Buffalo		4	2
																		232	H	Buffalo		8	0
<hr/>																							
LAST 10 GAMES																							
						232	H	Buffalo		8	0	169	N	Providence		4	2						
						232	H	Buffalo		4	2	175	N	South Dakota St.		11	8						
						16	N	Minnesota		0	1	193	H	Bryant		2	1						
						41	A	Fresno St.		1	4	155	H	Sacramento St.		1	0						
						229	N	Montana		2	1	203	H	Southern Utah		2	3						

Non-Div. I Games:

Cal Poly

Average RPI Win:		219	WON-LOST RECORD		WINNING PCT. RANK		LAST 10 GAMES		STRENGTH OF SCHEDULE		OPP. STRENGTH OF SCHEDULE		TEAM RPI		ADJ RPI		CONF. RPI		ADJ CONF. RPI	
DIV. I ONLY			17-8-0		.68 61		5-3-0		135		243		79		.53031 89		8		9	
DIV. I NON-CONF.			13-6-0		.68421 61		1-1-0		226		241		108		.50331 115		9		9	
TOTALS		RPI 1-25		RPI 26-50		W-L RECORDS		RPI 51-100		RPI 101-150		RPI 150+								
17-8-0		0-1-0		1-4-0		OVERALL		0-1-0		1-2-0		15-0-0								
6-5-0		0-0-0		1-3-0		HOME		0-1-0		0-1-0		5-0-0								
6-3-0		0-1-0		0-1-0		AWAY		0-0-0		0-1-0		6-0-0								
5-0-0		0-0-0		0-0-0		NEUTRAL		0-0-0		1-0-0		4-0-0								
13-6-0		0-1-0		0-2-0		NON-CONFERENCE		0-1-0		1-2-0		12-0-0								
5-3-0		0-0-0		0-1-0		HOME		0-1-0		0-1-0		5-0-0								
3-3-0		0-1-0		0-0-		AWAY		0-0-0		0-1-0		3-0-0								
5-0-0		0-0-0		0-0-0		NEUTRAL		0-0-0		1-0-0		4-0-0								
4-2-0		0-0-0		1-2-0		CONFERENCE		0-0-0		0-0-0		3-0-0								
1-2-0		0-0-0		1-2-0		HOME		0-0-0		0-0-0		0-0-0								
3-0-0		0-0-0		0-0-0		AWAY		0-0-0		0-0-0		3-0-0								
0-0-0		0-0-0		0-0-0		NEUTRAL		0-0-0		0-0-0		0-0-0								
RPI	S	Opponent		Score		RPI	S	Opponent		Score		RPI	S	Opponent		Score				
2	A	LSU		5 7		27	A	Mississippi St.		4 6		83	H	La.-Monroe		5 9				
						36	H	SIUE		4 6				102	H	Missouri St.		2 9		
						37	H	Fla. Atlantic		4 5				112	A	Northwestern St.		5 10		
						37	H	Fla. Atlantic		4 8				128	N	Illinois		3 2		
						37	H	Fla. Atlantic		6 1				157	N	UT Martin		7 3		
														184	H	Lamar		10 6		
														184	H	Lamar		12 0		
														184	N	Lamar		13 11		
														216	A	Southern Miss.		4 2		
														216	A	Southern Miss.		3 0		
														216	A	Southern Miss.		3 1		
														241	H	Abilene Christian		3 0		
														254	A	Jackson St.		5 3		
														278	H	Ark.-Pine Bluff		6 0		
														281	N	Detroit		3 2		
														281	N	Detroit		9 2		
														289	A	Southern U.		8 0		
														289	A	Southern U.		7 0		
														291	H	Grambling		8 0		
LAST 10 GAMES																				
						216	A	Southern Miss.		3 0		37	H	Fla. Atlantic		4 5				
						216	A	Southern Miss.		4 2		37	H	Fla. Atlantic		6 1				
						216	A	Southern Miss.		3 1		281	N	Detroit		9 2				
						112	A	Northwestern St.		5 10		289	A	Southern U.		7 0				
						37	H	Fla. Atlantic		4 8		289	A	Southern U.		8 0				

Non-Div. I Games:	Lyon	8	0	Lyon	7	0
-------------------	------	---	---	------	---	---

Louisiana Tech

Average RPI Win: 173		WON-LOST RECORD		WINNING PCT. RANK		LAST 10 GAMES		STRENGTH OF SCHEDULE		OPP. STRENGTH OF SCHEDULE		TEAM RPI		ADJ RPI		CONF. RPI		ADJ CONF. RPI	
DIV. I ONLY		21-13-0		.61765 79		6-4-0		130		187		89		.52898 90		13		13	
DIV. I NON-CONF.		18-10-0		.64286 73		3-1-0		174		196		94		.52294 93		13		13	
TOTALS		RPI 1-25		RPI 26-50		W-L RECORDS		RPI 51-100		RPI 101-150		RPI 150+							
21-13-0		0-1-0		2-3-0		OVERALL		2-4-0		2-1-0		15-4-0							
11-7-0		0-1-0		1-1-0		HOME		1-3-0		2-1-0		7-1-0							
2-1-0		0-0-0		0-1-0		AWAY		1-0-0		0-0-0		1-0-0							
8-5-0		0-0-0		1-1-0		NEUTRAL		0-1-0		0-0-0		7-3-0							
18-10-0		0-1-0		2-3-0		NON-CONFERENCE		1-2-0		0-0-0		15-4-0							
8-4-0		0-1-0		1-1-0		HOME		0-1-0		0-0-0		7-1-0							
2-1-0		0-0-0		0-0-		AWAY		1-0-0		0-0-0		1-0-0							
8-5-0		0-0-0		1-1-0		NEUTRAL		0-1-0		0-0-0		7-3-0							
3-3-0		0-0-0		0-0-0		CONFERENCE		1-2-0		2-1-0		0-0-0							
3-3-0		0-0-0		0-0-0		HOME		1-2-0		2-1-0		0-0-0							
0-0-0		0-0-0		0-0-0		AWAY		0-0-0		0-0-0		0-0-0							
0-0-0		0-0-0		0-0-0		NEUTRAL		0-0-0		0-0-0		0-0-0							
RPI	S	Opponent		Score		RPI	S	Opponent		Score		RPI	S	Opponent		Score			
8	H	Kansas		0 1		33	N	Western Ky.		7 2		61	A	Troy		3 0			
						35	H	James Madison		1 0		65	H	Jacksonville St.		5 6			
						36	N	SIUE		3 4		81	H	Kennesaw St.		3 5			
						37	A	Fla. Atlantic		4 8		81	H	Kennesaw St.		3 2			
						39	H	Virginia Tech		4 7		81	H	Kennesaw St.		3 5			
												91	N	Dayton		2 3			

Average RPI Win:		177	WON-LOST RECORD		WINNING PCT. RANK		LAST 10 GAMES		STRENGTH OF SCHEDULE		OPP. STRENGTH OF SCHEDULE		TEAM RPI		ADJ RPI		CONF. RPI		ADJ CONF. RPI					
DIV. I ONLY			18-9-0		.66667		63		9-1-0		193		78		88		.52692		91		21		21	
DIV. I NON-CONF.			15-9-0		.625		79		6-1-0		164		82		89		.52505		91		22		22	
TOTALS		RPI 1-25		RPI 26-50				W-L RECORDS				RPI 51-100				RPI 101-150				RPI 150+				
18-9-0		0-3-0		0-2-0				OVERALL				1-3-0				5-0-0				12-1-0				
5-0-0		0-0-0		0-0-0				HOME				0-0-0				2-0-0				3-0-0				
2-3-0		0-0-0		0-0-0				AWAY				0-3-0				2-0-0				0-0-0				
11-6-0		0-3-0		0-2-0				NEUTRAL				1-0-0				1-0-0				9-1-0				
15-9-0		0-3-0		0-2-0				NON-CONFERENCE				1-3-0				5-0-0				9-1-0				
2-0-0		0-0-0		0-0-0				HOME				0-0-0				2-0-0				0-0-0				
2-3-0		0-0-0		0-0-				AWAY				0-3-0				2-0-0				0-0-0				
11-6-0		0-3-0		0-2-0				NEUTRAL				1-0-0				1-0-0				9-1-0				
3-0-0		0-0-0		0-0-0				CONFERENCE				0-0-0				0-0-0				3-0-0				
3-0-0		0-0-0		0-0-0				HOME				0-0-0				0-0-0				3-0-0				
0-0-0		0-0-0		0-0-0				AWAY				0-0-0				0-0-0				0-0-0				
0-0-0		0-0-0		0-0-0				NEUTRAL				0-0-0				0-0-0				0-0-0				
RPI	S	Opponent		Score		RPI	S	Opponent		Score		RPI	S	Opponent		Score		RPI	S	Opponent		Score		
18	N	Tennessee		0	9	33	N	Western Ky.		0	3	75	A	Lipscomb		0	3	138	A	Miami (OH)		5	2	
22	N	North Carolina St.		3	12	38	N	North Carolina		1	6	75	A	Lipscomb		2	3	139	A	Ga. Southern		3	1	
22	N	North Carolina St.		1	3							81	A	Kennesaw St.		6	12	141	H	Eastern Ky.		2	1	
												90	N	North Florida		3	2	141	H	Eastern Ky.		10	9	
																		148	N	Tennessee Tech		8	3	
																		153	N	Akron		6	5	
																		158	N	Penn		8	2	
																		179	H	St. Bonaventure		8	0	
																		179	H	St. Bonaventure		3	1	
																		179	H	St. Bonaventure		8	3	
																		192	N	Robert Morris		1	0	
																		197	N	Western Mich.		4	1	
																		199	N	Bradley		3	2	
																		218	N	North Dakota		9	0	
																		230	N	Oakland		5	6	
																		230	N	Oakland		5	2	
																		235	N	Wagner		7	0	
																		263	N	Northern Ky.		3	1	
LAST 10 GAMES																								
179 H St. Bonaventure						8 0						218 N North Dakota						9 0						
179 H St. Bonaventure						3 1						138 A Miami (OH)						5 2						
179 H St. Bonaventure						8 3						230 N Oakland						5 6						
141 H Eastern Ky.						2 1						230 N Oakland						5 2						
141 H Eastern Ky.						10 9						90 N North Florida						3 2						

Non-Div. I Games:

Dayton

Average RPI Win: 171		WON-LOST RECORD		WINNING PCT. RANK		LAST 10 GAMES		STRENGTH OF SCHEDULE		OPP. STRENGTH OF SCHEDULE		TEAM RPI		ADJ RPI		CONF. RPI		ADJ CONF. RPI	
DIV. I ONLY		19-10-0		.65517 66		7-3-0		203		73		94		.52344 92		9		8	
DIV. I NON-CONF.		16-10-0		.61538 85		4-3-0		202		71		101		.51462 101		8		8	
TOTALS		RPI 1-25		RPI 26-50		W-L RECORDS		RPI 51-100		RPI 101-150		RPI 150+							
19-10-0		0-2-0		0-1-0		OVERALL		5-3-0		4-3-0		10-1-0							
3-1-0		0-0-0		0-0-0		HOME		0-0-0		3-1-0		0-0-0							
4-6-0		0-1-0		0-1-0		AWAY		3-3-0		1-1-0		0-0-0							
12-3-0		0-1-0		0-0-0		NEUTRAL		2-0-0		0-1-0		10-1-0							
16-10-0		0-2-0		0-1-0		NON-CONFERENCE		5-3-0		1-3-0		10-1-0							
0-1-0		0-0-0		0-0-0		HOME		0-0-0		0-1-0		0-0-0							
4-6-0		0-1-0		0-0-		AWAY		3-3-0		1-1-0		0-0-0							
12-3-0		0-1-0		0-0-0		NEUTRAL		2-0-0		0-1-0		10-1-0							
3-0-0		0-0-0		0-0-0		CONFERENCE		0-0-0		3-0-0		0-0-0							
3-0-0		0-0-0		0-0-0		HOME		0-0-0		3-0-0		0-0-0							
0-0-0		0-0-0		0-0-0		AWAY		0-0-0		0-0-0		0-0-0							
0-0-0		0-0-0		0-0-0		NEUTRAL		0-0-0		0-0-0		0-0-0							
RPI	S	Opponent		Score		RPI	S	Opponent		Score		RPI	S	Opponent		Score			
7	N	Oregon		2	4	37	A	Fla. Atlantic		0	1	53	A	New Mexico St.		10	12		
25	A	Baylor		0	2							53	A	New Mexico St.		0	8		
								66 A Arkansas		5	4	129	A	Texas Tech		11	1		
								74 N Maryland		1	0	129	A	Texas Tech		2	10		
								93 A North Texas		2	4	150	H	Memphis		13	2		
								93 N North Texas		6	3	150	H	Memphis		2	1		
								98 A Grand Canyon		7	3	150	H	Memphis		8	0		
								98 A Grand Canyon		5	4	169	N	Providence		10	0		
												209	N	Santa Clara		9	6		
												209	N	Santa Clara		6	4		
												210	N	Northern Colo.		0	2		
												212	N	Drexel		10	0		
												218	N	North Dakota		9	0		
												218	N	North Dakota		18	3		
												241	N	Abilene Christian		10	0		
												252	N	Mississippi Val.		18	3		
												252	N	Mississippi Val.		13	1		
												252	N	Mississippi Val.		7	0		
				LAST 10 GAMES															
				150	H	Memphis	13	2	252	N	Mississippi Val.	7	0						
				150	H	Memphis	2	1	252	N	Mississippi Val.	13	1						
				150	H	Memphis	8	0	129	A	Texas Tech	2	10						
				101	H	Iowa	6	7	252	N	Mississippi Val.	18	3						
				93	A	North Texas	2	4	129	A	Texas Tech	11	1						

Non-Div. I Games:

Tulsa

Average RPI Win:		165	WON-LOST RECORD		WINNING PCT. RANK	LAST 10 GAMES	STRENGTH OF SCHEDULE		OPP. STRENGTH OF SCHEDULE	TEAM RPI	ADJ RPI	CONF. RPI	ADJ CONF. RPI
Average RPI Loss:		84											
DIV. I ONLY			14-14-0		.5 127	7-3-0	62		144	93	.52308 93	8	9
DIV. I NON-CONF.			8-11-0		.42105 162	1-2-0	130		80	150	.48341 150	9	9
TOTALS		RPI 1-25	RPI 26-50		W-L RECORDS		RPI 51-100		RPI 101-150		RPI 150+		
14-14-0		1-4-0	0-3-0		OVERALL		1-4-0		5-0-0		7-3-0		
6-5-0		0-0-0	0-0-0		HOME		1-2-0		0-0-0		5-3-0		
4-4-0		1-1-0	0-3-0		AWAY		0-0-0		3-0-0		0-0-0		
4-5-0		0-3-0	0-0-0		NEUTRAL		0-2-0		2-0-0		2-0-0		
8-11-0		1-4-0	0-0-0		NON-CONFERENCE		1-4-0		2-0-0		4-3-0		
3-5-0		0-0-0	0-0-0		HOME		1-2-0		0-0-0		2-3-0		
1-1-0		1-1-0	0-0-0		AWAY		0-0-0		0-0-0		0-0-0		
4-5-0		0-3-0	0-0-0		NEUTRAL		0-2-0		2-0-0		2-0-0		
6-3-0		0-0-0	0-3-0		CONFERENCE		0-0-0		3-0-0		3-0-0		
3-0-0		0-0-0	0-0-0		HOME		0-0-0		0-0-0		3-0-0		
3-3-0		0-0-0	0-3-0		AWAY		0-0-0		3-0-0		0-0-0		
0-0-0		0-0-0	0-0-0		NEUTRAL		0-0-0		0-0-0		0-0-0		
RPI S	Opponent	Score	RPI S	Opponent	Score	RPI S	Opponent	Score	RPI S	Opponent	Score		
7 N	Oregon	0 9	44 A	UAB	4 5	56 N	Illinois St.	4 10	109 A	FIU	5 4		
13 A	Arizona St.	2 10	44 A	UAB	2 5	92 H	Tulsa	4 2	109 A	FIU	6 4		
21 N	Washington	2 5	44 A	UAB	1 6	92 N	Tulsa	3 6	109 A	FIU	4 0		
21 N	Washington	5 11				97 H	Houston	2 15	145 N	Oklahoma St.	4 0		
25 A	Baylor	1 0				97 H	Houston	1 4	145 N	Oklahoma St.	5 3		
									176 N	Boston U.	14 4		
									206 H	Seton Hall	1 2		
									206 H	Seton Hall	6 17		
									216 H	Southern Miss.	12 8		
									216 H	Southern Miss.	4 2		
									216 H	Southern Miss.	8 0		
									222 H	Boise St.	3 10		
									222 H	Boise St.	14 4		
									241 N	Abilene Christian	3 2		
									284 H	Texas Southern	10 6		
			LAST 10 GAMES										
			109 A	FIU	4 0	216 H	Southern Miss.	8 0					
			109 A	FIU	5 4	216 H	Southern Miss.	12 8					
			109 A	FIU	6 4	97 H	Houston	2 15					
			92 H	Tulsa	4 2	97 H	Houston	1 4					
			216 H	Southern Miss.	4 2	44 A	UAB	2 5					

Non-Div. I Games:

North Texas

Average RPI Win:		182	WON-LOST RECORD		WINNING PCT. RANK		LAST 10 GAMES		STRENGTH OF SCHEDULE		OPP. STRENGTH OF SCHEDULE		TEAM RPI		ADJ RPI		CONF. RPI		ADJ CONF. RPI	
DIV. I ONLY			16-13-0		.55172 108		7-3-0		118		91		96		.52273 94		22		22	
DIV. I NON-CONF.			14-12-0		.53846 118		5-2-0		49		84		78		.53919 78		21		20	
TOTALS		RPI 1-25		RPI 26-50		W-L RECORDS		RPI 51-100		RPI 101-150		RPI 150+								
16-13-0		0-5-0		0-3-0		OVERALL		2-3-0		2-0-0		12-2-0								
0-0-0		0-0-0		0-0-0		HOME		0-0-0		0-0-0		0-0-0								
6-9-0		0-5-0		0-1-0		AWAY		1-1-0		0-0-0		5-2-0								
10-4-0		0-0-0		0-2-0		NEUTRAL		1-2-0		2-0-0		7-0-0								
14-12-0		0-5-0		0-3-0		NON-CONFERENCE		2-3-0		2-0-0		10-1-0								
0-0-0		0-0-0		0-0-0		HOME		0-0-0		0-0-0		0-0-0								
4-8-0		0-5-0		0-0-		AWAY		1-1-0		0-0-0		3-1-0								
10-4-0		0-0-0		0-2-0		NEUTRAL		1-2-0		2-0-0		7-0-0								
2-1-0		0-0-0		0-0-0		CONFERENCE		0-0-0		0-0-0		2-1-0								
0-0-0		0-0-0		0-0-0		HOME		0-0-0		0-0-0		0-0-0								
2-1-0		0-0-0		0-0-0		AWAY		0-0-0		0-0-0		2-1-0								
0-0-0		0-0-0		0-0-0		NEUTRAL		0-0-0		0-0-0		0-0-0								
RPI	S	Opponent		Score		RPI	S	Opponent		Score		RPI	S	Opponent		Score				
8	A	Kansas		2	10	30	N	San Diego St.		6	8	125	N	Wisconsin		9	5			
12	A	UCLA		3	13	31	N	Utah		0	2	126	N	Saint Louis		6	1			
14	A	La.-Lafayette		0	6	47	A	Cal St. Fullerton		1	3	160	N	UMKC		7	6			
14	A	La.-Lafayette		1	5							83	N	La.-Monroe		4	2			
14	A	La.-Lafayette		0	3							83	N	La.-Monroe		1	3			
														172 N Omaha		7	3			
														186 A Nevada		7	2			
														186 A Nevada		4	1			
														186 A Nevada		8	9			
														205 N Ill.-Chicago		5	3			
														207 N DePaul		10	5			
														209 A Santa Clara		12	0			
														224 N Seattle		12	6			
														229 A Montana		5	3			
														229 A Montana		3	6			
														229 A Montana		5	4			
														252 N Mississippi Val.		6	0			
														252 N Mississippi Val.		16	0			
LAST 10 GAMES																				
229	A	Montana		3	6	8	A	Kansas		2	10									
229	A	Montana		5	3	172	N	Omaha		7	3									
229	A	Montana		5	4	186	A	Nevada		8	9									
126	N	Saint Louis		6	1	186	A	Nevada		4	1									
160	N	UMKC		7	6	186	A	Nevada		7	2									

Non-Div. I Games:

Idaho St.

Average RPI Win:	153	WON-LOST RECORD	WINNING PCT. RANK	LAST 10 GAMES	STRENGTH OF SCHEDULE	OPP. STRENGTH OF SCHEDULE	TEAM RPI	ADJ RPI	CONF. RPI	ADJ CONF. RPI				
DIV. I ONLY		11-14-0	.44	162	6-4-0	57	33	97	.52202	95	7	7		
DIV. I NON-CONF.		11-14-0	.44	156	6-4-0	48	25	93	.52202	95	7	7		
<hr/>														
TOTALS	RPI 1-25	RPI 26-50		W-L RECORDS		RPI 51-100		RPI 101-150		RPI 150+				
11-14-0	0-7-0	0-2-0		OVERALL		2-3-0		3-1-0		6-1-0				
3-0-0	0-0-0	0-0-0		HOME		1-0-0		1-0-0		1-0-0				
1-6-0	0-1-0	0-1-0		AWAY		0-2-0		0-0-0		1-1-0				
7-8-0	0-5-0	0-1-0		NEUTRAL		1-1-0		2-1-0		4-0-0				
11-14-0	0-7-0	0-2-0		NON-CONFERENCE		2-3-0		3-1-0		6-1-0				
3-0-0	0-0-0	0-0-0		HOME		1-0-0		1-0-0		1-0-0				
1-6-0	0-2-0	0-0-		AWAY		0-2-0		0-0-0		1-1-0				
7-8-0	0-5-0	0-1-0		NEUTRAL		1-1-0		2-1-0		4-0-0				
0-0-0	0-0-0	0-0-0		CONFERENCE		0-0-0		0-0-0		0-0-0				
0-0-0	0-0-0	0-0-0		HOME		0-0-0		0-0-0		0-0-0				
0-0-0	0-0-0	0-0-0		AWAY		0-0-0		0-0-0		0-0-0				
0-0-0	0-0-0	0-0-0		NEUTRAL		0-0-0		0-0-0		0-0-0				
RPI	S	Opponent	Score		RPI	S	Opponent	Score		RPI	S	Opponent	Score	
1	N	Florida	0	9	41	A	Fresno St.	5	8	67	A	UNLV	4	12
11	N	California	0	8	46	N	Louisville	4	6	73	A	Stanford	3	4
11	N	California	0	13						73	H	Stanford	7	4
12	A	UCLA	2	10						98	N	Grand Canyon	4	12
12	A	UCLA	0	8						99	N	Iowa St.	1	0
16	N	Minnesota	6	15										
21	N	Washington	0	8										

Non-Div. I Games:

UC Davis

Average RPI Win:	189	WON-LOST RECORD	WINNING PCT. RANK	LAST 10 GAMES	STRENGTH OF SCHEDULE	OPP. STRENGTH OF SCHEDULE	TEAM RPI	ADJ RPI	CONF. RPI	ADJ CONF. RPI	
DIV. I ONLY		3-6-0	.33333 201	3-6-0	4	284	95	.52179 96	21	21	
DIV. I NON-CONF.		1-6-0	.14286 275	1-6-0	3	266	145	.48734 146	22	22	
<hr/>											
TOTALS	RPI 1-25	RPI 26-50		W-L RECORDS	RPI 51-100		RPI 101-150		RPI 150+		
3-6-0	0-1-0	0-1-0		OVERALL	0-0-0		1-3-0		2-1-0		
0-0-0	0-0-0	0-0-0		HOME	0-0-0		0-0-0		0-0-0		
3-3-0	0-0-0	0-0-0		AWAY	0-0-0		1-3-0		2-0-0		
0-3-0	0-1-0	0-1-0		NEUTRAL	0-0-0		0-0-0		0-1-0		
<hr/>											
1-6-0	0-1-0	0-1-0		NON-CONFERENCE	0-0-0		1-3-0		0-1-0		
0-0-0	0-0-0	0-0-0		HOME	0-0-0		0-0-0		0-0-0		
1-3-0	0-0-0	0-0-		AWAY	0-0-0		1-3-0		0-0-0		
0-3-0	0-1-0	0-1-0		NEUTRAL	0-0-0		0-0-0		0-1-0		
<hr/>											
2-0-0	0-0-0	0-0-0		CONFERENCE	0-0-0		0-0-0		2-0-0		
0-0-0	0-0-0	0-0-0		HOME	0-0-0		0-0-0		0-0-0		
2-0-0	0-0-0	0-0-0		AWAY	0-0-0		0-0-0		2-0-0		
0-0-0	0-0-0	0-0-0		NEUTRAL	0-0-0		0-0-0		0-0-0		
<hr/>											
RPI S	Opponent	Score	RPI S	Opponent	Score	RPI S	Opponent	Score	RPI S	Opponent	Score
8 N	Kansas	1 8	40 N	Chattanooga	0 4				116 A	Stetson	1 7
									116 A	Stetson	0 7
									116 A	Stetson	4 13
									116 A	Stetson	5 3
									208 N	Sacred Heart	4 7
									225 A	George Washington	10 1
									225 A	George Washington	3 1
<hr/>											
LAST 10 GAMES											
225 A	George Washington	3 1	40 N	Chattanooga	0 4				8 N	Kansas	1 8
225 A	George Washington	10 1							116 A	Stetson	0 7
208 N	Sacred Heart	4 7							116 A	Stetson	1 7
116 A	Stetson	5 3									
116 A	Stetson	4 13									

Non-Div. I Games:

La Salle

Average RPI Win: 151		WON-LOST	WINNING	LAST 10	STRENGTH OF		OPP. STRENGTH	TEAM	ADJ	CONF.	ADJ CONF.
Average RPI Loss: 80		RECORD	PCT. RANK	GAMES	SCHEDULE		OF SCHEDULE	RPI	RPI	RPI	RPI
DIV. I ONLY		16-16-0	.5	127	6-4-0		77	71	92	.52072	97
DIV. I NON-CONF.		14-16-0	.46667	148	4-4-0		99	62	112	.50459	113
TOTALS		RPI 1-25	RPI 26-50		W-L RECORDS		RPI 51-100		RPI 101-150		RPI 150+
16-16-0		0-7-0	2-1-0		OVERALL		3-2-0		4-3-0		7-3-0
8-7-0		0-2-0	2-0-0		HOME		0-1-0		1-2-0		5-2-0
2-4-0		0-3-0	0-0-0		AWAY		2-1-0		0-0-0		0-0-0
6-5-0		0-2-0	0-1-0		NEUTRAL		1-0-0		3-1-0		2-1-0
14-16-0		0-7-0	0-1-0		NON-CONFERENCE		3-2-0		4-3-0		7-3-0
6-7-0		0-2-0	0-0-0		HOME		0-1-0		1-2-0		5-2-0
2-4-0		0-3-0	0-0-		AWAY		2-1-0		0-0-0		0-0-0
6-5-0		0-2-0	0-1-0		NEUTRAL		1-0-0		3-1-0		2-1-0
2-0-0		0-0-0	2-0-0		CONFERENCE		0-0-0		0-0-0		0-0-0
2-0-0		0-0-0	2-0-0		HOME		0-0-0		0-0-0		0-0-0
0-0-0		0-0-0	0-0-0		AWAY		0-0-0		0-0-0		0-0-0
0-0-0		0-0-0	0-0-0		NEUTRAL		0-0-0		0-0-0		0-0-0
RPI S	Opponent	Score	RPI S	Opponent	Score	RPI S	Opponent	Score	RPI S	Opponent	Score
5 N	Alabama	2 6	26 N	South Ala.	2 3	67 A	UNLV	7 8	109 N	FIU	1 8
7 H	Oregon	5 10	50 H	South Fla.	2 1	76 H	McNeese St.	1 3	113 N	FGCU	11 1
7 H	Oregon	0 2	50 H	South Fla.	4 2	93 A	North Texas	15 2	128 H	Illinois	12 2
11 N	California	3 9				93 A	North Texas	4 1	128 H	Illinois	7 10
15 A	Texas A&M	3 6				99 N	Iowa St.	5 0	136 N	UC Santa Barbara	12 10
25 A	Baylor	4 8							141 N	Eastern Ky.	7 2
25 A	Baylor	4 9							144 H	New Mexico	1 2
									156 N	Liberty	6 5
									163 H	UNI	5 2
									167 H	Stephen F. Austin	1 5
									207 H	DePaul	6 3
									211 H	A&M-Corpus Christi	4 5
									216 N	Southern Miss.	4 1
									246 H	Massachusetts	5 4
									254 N	Jackson St.	3 4
									260 H	Houston Baptist	19 3
									260 H	Houston Baptist	12 5
LAST 10 GAMES											
50 H	South Fla.	4 2	50 H	South Fla.	2 1						
25 A	Baylor	4 9	11 N	California	3 9						
25 A	Baylor	4 8	67 A	UNLV	7 8						
93 A	North Texas	15 2	99 N	Iowa St.	5 0						
93 A	North Texas	4 1	141 N	Eastern Ky.	7 2						

Non-Div. I Games:

Houston

Average RPI Win:		149	WON-LOST RECORD		WINNING PCT. RANK		LAST 10 GAMES		STRENGTH OF SCHEDULE		OPP. STRENGTH OF SCHEDULE		TEAM RPI		ADJ RPI		CONF. RPI		ADJ CONF. RPI	
DIV. I ONLY			19-16-0		.54286 111		6-4-0		104		129		98		.52068 98		14		14	
DIV. I NON-CONF.			19-16-0		.54286 116		6-4-0		107		131		96		.52068 96		15		15	
TOTALS		RPI 1-25		RPI 26-50		W-L RECORDS		RPI 51-100		RPI 101-150		RPI 150+								
19-16-0		0-2-0		0-0-0		OVERALL		5-9-0		4-2-0		10-3-0								
5-9-0		0-2-0		0-0-0		HOME		1-7-0		0-0-0		4-0-0								
5-3-0		0-0-0		0-0-0		AWAY		1-0-0		2-1-0		2-2-0								
9-4-0		0-0-0		0-0-0		NEUTRAL		3-2-0		2-1-0		4-1-0								
19-16-0		0-2-0		0-0-0		NON-CONFERENCE		5-9-0		4-2-0		10-3-0								
5-9-0		0-2-0		0-0-0		HOME		1-7-0		0-0-0		4-0-0								
5-3-0		0-0-0		0-0-		AWAY		1-0-0		2-1-0		2-2-0								
9-4-0		0-0-0		0-0-0		NEUTRAL		3-2-0		2-1-0		4-1-0								
0-0-0		0-0-0		0-0-0		CONFERENCE		0-0-0		0-0-0		0-0-0								
0-0-0		0-0-0		0-0-0		HOME		0-0-0		0-0-0		0-0-0								
0-0-0		0-0-0		0-0-0		AWAY		0-0-0		0-0-0		0-0-0								
0-0-0		0-0-0		0-0-0		NEUTRAL		0-0-0		0-0-0		0-0-0								
RPI	S	Opponent		Score		RPI	S	Opponent		Score		RPI	S	Opponent		Score				
21	H	Washington		4	8					57	H	CSUN	0	12	119	A	San Diego	1	0	
21	H	Washington		6	13					57	H	CSUN	3	8	129	N	Texas Tech	7	4	
										57	H	CSUN	5	6	131	A	Pacific	2	3	
										57	N	CSUN	3	2	131	A	Pacific	5	1	
										71	A	Texas St.	4	3	132	N	UConn	11	2	
										72	N	UTSA	0	10	132	N	UConn	3	5	
										72	N	UTSA	1	10	155	A	Sacramento St.	5	6	
										77	N	Penn St.	4	1	155	A	Sacramento St.	5	0	
										79	H	Weber St.	6	5	174	N	St. John's (NY)	8	5	
										79	H	Weber St.	9	10	178	N	Loyola Marymount	10	2	
										79	H	Weber St.	6	10	178	N	Loyola Marymount	3	4	
										92	H	Tulsa	3	7	178	N	Loyola Marymount	7	3	
										92	H	Tulsa	4	5	204	A	St. Mary's (CA)	3	4	
										95	N	UC Davis	12	4	204	A	St. Mary's (CA)	6	1	
															209	H	Santa Clara	6	2	
															209	H	Santa Clara	9	3	
															210	H	Northern Colo.	7	1	
															210	H	Northern Colo.	4	3	
															218	N	North Dakota	8	0	
LAST 10 GAMES																				
131	A	Pacific		2	3	132	N	UConn		3	5									
57	N	CSUN		3	2	204	A	St. Mary's (CA)		3	4									
131	A	Pacific		5	1	178	N	Loyola Marymount		7	3									
132	N	UConn		11	2	155	A	Sacramento St.		5	0									
204	A	St. Mary's (CA)		6	1	178	N	Loyola Marymount		3	4									

Non-Div. I Games:

Grand Canyon

Average RPI Win:		173	WON-LOST RECORD		WINNING PCT. RANK		LAST 10 GAMES		STRENGTH OF SCHEDULE		OPP. STRENGTH OF SCHEDULE		TEAM RPI		ADJ RPI		CONF. RPI		ADJ CONF. RPI	
DIV. I ONLY			18-11-0		.62069 78		6-4-0		190		115		100		.51625 99		3		3	
DIV. I NON-CONF.			18-11-0		.62069 82		6-4-0		189		121		102		.51625 100		3		3	
TOTALS		RPI 1-25		RPI 26-50		W-L RECORDS		RPI 51-100		RPI 101-150		RPI 150+								
18-11-0		0-1-0		0-2-0		OVERALL		3-4-0		3-3-0		12-1-0								
6-2-0		0-0-0		0-0-0		HOME		0-0-0		0-2-0		6-0-0								
1-4-0		0-0-0		0-2-0		AWAY		1-1-0		0-1-0		0-0-0								
11-5-0		0-1-0		0-0-0		NEUTRAL		2-3-0		3-0-0		6-1-0								
18-11-0		0-1-0		0-2-0		NON-CONFERENCE		3-4-0		3-3-0		12-1-0								
6-2-0		0-0-0		0-0-0		HOME		0-0-0		0-2-0		6-0-0								
1-4-0		0-0-0		0-0-		AWAY		1-1-0		0-1-0		0-0-0								
11-5-0		0-1-0		0-0-0		NEUTRAL		2-3-0		3-0-0		6-1-0								
0-0-0		0-0-0		0-0-0		CONFERENCE		0-0-0		0-0-0		0-0-0								
0-0-0		0-0-0		0-0-0		HOME		0-0-0		0-0-0		0-0-0								
0-0-0		0-0-0		0-0-0		AWAY		0-0-0		0-0-0		0-0-0								
0-0-0		0-0-0		0-0-0		NEUTRAL		0-0-0		0-0-0		0-0-0								
RPI	S	Opponent		Score		RPI	S	Opponent		Score		RPI	S	Opponent		Score				
11	N	California		2	6	30	A	San Diego St.		0	3	51	N	Ole Miss		4	2			
						50	A	South Fla.		0	2	51	N	Ole Miss		5	13			
												67	A	UNLV		0	9			
												72	A	UTSA		12	9			
												88	N	Cal Poly		4	3			
												95	N	UC Davis		0	1			
												97	N	Houston		0	5			
														124 N Rutgers		5	4			
														136 N UC Santa Barbara		16	8			
														138 H Miami (OH)		3	5			
														138 H Miami (OH)		4	9			
														141 N Eastern Ky.		8	7			
														143 A Coastal Caro.		3	13			
														152 N Saint Joseph's		5	1			
														175 H South Dakota St.		5	3			
														175 H South Dakota St.		6	0			
														176 N Boston U.		3	4			
														179 N St. Bonaventure		3	2			
														191 H Utah St.		10	7			
														191 H Utah St.		3	0			
														218 N North Dakota		3	2			
														231 H South Dakota		6	5			
														231 H South Dakota		11	10			
														238 N Southeastern La.		2	1			
														246 N Massachusetts		2	0			
														272 N Incarnate Word		8	4			
LAST 10 GAMES																				
						138	H	Miami (OH)		3	5	138	H	Miami (OH)		4	9			
						231	H	South Dakota		11	10	152	N	Saint Joseph's		5	1			
						231	H	South Dakota		6	5	50	A	South Fla.		0	2			
						124	N	Rutgers		5	4	176	N	Boston U.		3	4			
						246	N	Massachusetts		2	0	141	N	Eastern Ky.		8	7			

Non-Div. I Games:

Iowa St.

Average RPI Win:		172	WON-LOST RECORD		WINNING PCT. RANK		LAST 10 GAMES		STRENGTH OF SCHEDULE		OPP. STRENGTH OF SCHEDULE		TEAM RPI		ADJ RPI		CONF. RPI		ADJ CONF. RPI	
DIV. I ONLY			14-12-0		.53846 113		5-5-0		107		150		99		.51563 100		8		9	
DIV. I NON-CONF.			11-9-0		.55 113		2-2-0		198		173		140		.49048 142		9		9	
TOTALS		RPI 1-25		RPI 26-50		W-L RECORDS		RPI 51-100		RPI 101-150		RPI 150+								
14-12-0		0-0-0		0-3-0		OVERALL		4-4-0		1-3-0		9-2-0								
6-2-0		0-0-0		0-0-0		HOME		3-1-0		0-0-0		3-1-0								
4-7-0		0-0-0		0-2-0		AWAY		1-2-0		1-3-0		2-0-0								
4-3-0		0-0-0		0-1-0		NEUTRAL		0-1-0		0-0-0		4-1-0								
11-9-0		0-0-0		0-3-0		NON-CONFERENCE		1-1-0		1-3-0		9-2-0								
4-1-0		0-0-0		0-0-0		HOME		1-0-0		0-0-0		3-1-0								
3-5-0		0-0-0		0-0-		AWAY		0-0-0		1-3-0		2-0-0								
4-3-0		0-0-0		0-1-0		NEUTRAL		0-1-0		0-0-0		4-1-0								
3-3-0		0-0-0		0-0-0		CONFERENCE		3-3-0		0-0-0		0-0-0								
2-1-0		0-0-0		0-0-0		HOME		2-1-0		0-0-0		0-0-0								
1-2-0		0-0-0		0-0-0		AWAY		1-2-0		0-0-0		0-0-0								
0-0-0		0-0-0		0-0-0		NEUTRAL		0-0-0		0-0-0		0-0-0								
RPI	S	Opponent		Score	RPI	S	Opponent		Score	RPI	S	Opponent		Score						
					32	A	South Carolina		3 9	52	H	Marshall		5 7						
					38	A	North Carolina		0 7	52	H	Marshall		4 0						
					48	N	Texas		0 5	52	H	Marshall		8 1						
										54	N	Kent St.		0 1						
										72	A	UTSA		2 3						
										72	A	UTSA		2 13						
										72	A	UTSA		2 0						
										78	H	Elon		3 0						

Non-Div. I Games:

Charlotte

Average RPI Win:	140	WON-LOST RECORD	WINNING PCT. RANK	LAST 10 GAMES	STRENGTH OF SCHEDULE	OPP. STRENGTH OF SCHEDULE	TEAM RPI	ADJ RPI	CONF. RPI	ADJ CONF. RPI	
DIV. I ONLY		10-22-0	.3125 218	3-7-0	28	34	106	.51321 101	6	5	
DIV. I NON-CONF.		9-20-0	.31034 217	2-5-0	19	24	104	.51281 104	5	5	
<hr/>											
TOTALS	RPI 1-25	RPI 26-50		W-L RECORDS	RPI 51-100		RPI 101-150		RPI 150+		
10-22-0	1-8-0	1-5-0		OVERALL	2-3-0		1-5-0		5-1-0		
1-2-0	0-0-0	0-0-0		HOME	1-2-0		0-0-0		0-0-0		
4-7-0	1-6-0	1-0-0		AWAY	1-0-0		0-1-0		1-0-0		
5-13-0	0-2-0	0-5-0		NEUTRAL	0-1-0		1-4-0		4-1-0		
9-20-0	1-8-0	1-5-0		NON-CONFERENCE	1-1-0		1-5-0		5-1-0		
0-0-0	0-0-0	0-0-0		HOME	0-0-0		0-0-0		0-0-0		
4-7-0	1-6-0	1-0-		AWAY	1-0-0		0-1-0		1-0-0		
5-13-0	0-2-0	0-5-0		NEUTRAL	0-1-0		1-4-0		4-1-0		
1-2-0	0-0-0	0-0-0		CONFERENCE	1-2-0		0-0-0		0-0-0		
1-2-0	0-0-0	0-0-0		HOME	1-2-0		0-0-0		0-0-0		
0-0-0	0-0-0	0-0-0		AWAY	0-0-0		0-0-0		0-0-0		
0-0-0	0-0-0	0-0-0		NEUTRAL	0-0-0		0-0-0		0-0-0		
RPI S	Opponent	Score	RPI S	Opponent	Score	RPI S	Opponent	Score	RPI S	Opponent	Score
1 A	Florida	0 8	28 N	Hofstra	3 9	59 N	San Jose St.	2 11	102 N	Missouri St.	2 6
1 A	Florida	0 8	28 N	Hofstra	3 4	74 H	Maryland	14 15	102 N	Missouri St.	2 3
7 N	Oregon	1 2	30 N	San Diego St.	2 7	74 H	Maryland	0 19	105 N	Drake	0 8
14 A	La.-Lafayette	3 4	41 N	Fresno St.	0 9	74 H	Maryland	8 4	145 A	Oklahoma St.	5 6
22 N	North Carolina St.	5 6	47 A	Cal St. Fullerton	12 11	92 A	Tulsa	7 6	146 N	East Carolina	5 1
23 A	Oklahoma	0 9	49 N	North Dakota St.	1 9				146 N	East Carolina	2 3
23 A	Oklahoma	3 23							163 A	UNI	12 4
23 A	Oklahoma	2 8							182 N	LIU Brooklyn	10 2
24 A	UCF	3 2							203 N	Southern Utah	2 0
									215 N	Princeton	2 10
									221 N	Green Bay	6 0
									245 N	Florida A&M	2 0
<hr/>											
LAST 10 GAMES											
74 H Maryland 8 4						74 H Maryland 0 19					
74 H Maryland 14 15						23 A Oklahoma 2 8					
92 A Tulsa 7 6						146 N East Carolina 2 3					
145 A Oklahoma St. 5 6						23 A Oklahoma 3 23					
23 A Oklahoma 0 9						146 N East Carolina 5 1					

Non-Div. I Games:

Iowa

Average RPI Win: 155		WON-LOST RECORD		WINNING PCT. RANK		LAST 10 GAMES		STRENGTH OF SCHEDULE		OPP. STRENGTH OF SCHEDULE		TEAM RPI		ADJ RPI		CONF. RPI		ADJ CONF. RPI	
DIV. I ONLY		14-14-0		.5 127		5-5-0		117		66		102		.51279 102		16		16	
DIV. I NON-CONF.		11-11-0		.5 132		2-2-0		47		54		83		.53307 84		14		14	
TOTALS		RPI 1-25		RPI 26-50		W-L RECORDS		RPI 51-100		RPI 101-150		RPI 150+							
14-14-0		0-4-0		0-1-0		OVERALL		3-6-0		3-2-0		8-1-0							
3-3-0		0-0-0		0-0-0		HOME		0-1-0		1-2-0		2-0-0							
3-7-0		0-4-0		0-0-0		AWAY		1-2-0		0-0-0		2-1-0							
8-4-0		0-0-0		0-1-0		NEUTRAL		2-3-0		2-0-0		4-0-0							
11-11-0		0-4-0		0-1-0		NON-CONFERENCE		3-6-0		2-0-0		6-0-0							
2-1-0		0-0-0		0-0-0		HOME		0-1-0		0-0-0		2-0-0							
1-6-0		0-4-0		0-0-		AWAY		1-2-0		0-0-0		0-0-0							
8-4-0		0-0-0		0-1-0		NEUTRAL		2-3-0		2-0-0		4-0-0							
3-3-0		0-0-0		0-0-0		CONFERENCE		0-0-0		1-2-0		2-1-0							
1-2-0		0-0-0		0-0-0		HOME		0-0-0		1-2-0		0-0-0							
2-1-0		0-0-0		0-0-0		AWAY		0-0-0		0-0-0		2-1-0							
0-0-0		0-0-0		0-0-0		NEUTRAL		0-0-0		0-0-0		0-0-0							
RPI S	Opponent	Score		RPI S	Opponent	Score		RPI S	Opponent	Score		RPI S	Opponent	Score					
14 A	La.-Lafayette	0	5	36 N	SIUE	1	3	58 N	Samford	8	6	101 N	Iowa	6	2				
15 A	Texas A&M	1	2					58 N	Samford	1	2	101 N	Iowa	3	2				
23 A	Oklahoma	0	11					66 H	Arkansas	5	11	105 H	Drake	0	1				
23 A	Oklahoma	0	10					76 A	McNeese St.	1	3	105 H	Drake	2	0				
								76 A	McNeese St.	2	3	105 H	Drake	0	9				
								77 N	Penn St.	3	4	160 H	UMKC	6	4				
								77 N	Penn St.	1	6	160 H	UMKC	15	14				
								83 N	La.-Monroe	7	4	195 N	Eastern Mich.	4	0				
								89 A	Louisiana Tech	9	2	195 N	Eastern Mich.	4	1				
												199 A	Bradley	1	5				
												199 A	Bradley	3	2				
												199 A	Bradley	3	2				
												241 N	Abilene Christian	4	3				
												278 N	Ark.-Pine Bluff	5	2				
				LAST 10 GAMES															
				199 A	Bradley	1	5	199 A	Bradley	3	2								
				199 A	Bradley	3	2	66 H	Arkansas	5	11								
				105 H	Drake	0	1	160 H	UMKC	15	14								
				105 H	Drake	2	0	160 H	UMKC	6	4								
				105 H	Drake	0	9	23 A	Oklahoma	0	11								

Non-Div. I Games:

Missouri St.

Average RPI Win: 202		WON-LOST	WINNING	LAST 10	STRENGTH OF		OPP. STRENGTH	TEAM	ADJ	CONF.	ADJ CONF.
Average RPI Loss: 88		RECORD	PCT. RANK	GAMES	SCHEDULE		OF SCHEDULE	RPI	RPI	RPI	RPI
DIV. I ONLY		16-10-0	.61538	80	5-5-0		173	179	101	.51257	103
DIV. I NON-CONF.		12-7-0	.63158	76	1-2-0		215	146	109	.50754	108
TOTALS		RPI 1-25	RPI 26-50		W-L RECORDS		RPI 51-100		RPI 101-150		RPI 150+
16-10-0	0-3-0	1-2-0		OVERALL		0-2-0		2-0-0		13-3-0	
2-2-0	0-2-0	0-0-0		HOME		0-0-0		0-0-0		2-0-0	
3-5-0	0-1-0	1-2-0		AWAY		0-1-0		1-0-0		1-1-0	
11-3-0	0-0-0	0-0-0		NEUTRAL		0-1-0		1-0-0		10-2-0	
12-7-0	0-3-0	0-0-0		NON-CONFERENCE		0-2-0		2-0-0		10-2-0	
0-2-0	0-2-0	0-0-0		HOME		0-0-0		0-0-0		0-0-0	
1-2-0	0-1-0	0-0-		AWAY		0-1-0		1-0-0		0-0-0	
11-3-0	0-0-0	0-0-0		NEUTRAL		0-1-0		1-0-0		10-2-0	
4-3-0	0-0-0	1-2-0		CONFERENCE		0-0-0		0-0-0		3-1-0	
2-0-0	0-0-0	0-0-0		HOME		0-0-0		0-0-0		2-0-0	
2-3-0	0-0-0	1-2-0		AWAY		0-0-0		0-0-0		1-1-0	
0-0-0	0-0-0	0-0-0		NEUTRAL		0-0-0		0-0-0		0-0-0	
RPI S	Opponent	Score		RPI S	Opponent	Score		RPI S	Opponent	Score	
19 A	Georgia	0	8	36 A	SIUE	4	5	58 A	Samford	5	6
20 H	Kentucky	0	1	36 A	SIUE	7	2	84 N	Boston College	6	9
20 H	Kentucky	2	5	36 A	SIUE	4	6				
LAST 10 GAMES											
	257 H Tennessee St.	9	1		257 H Tennessee St.	10	1				
	251 A Belmont	9	0		36 A SIUE	7	2				
	251 A Belmont	3	7		36 A SIUE	4	6				
	20 H Kentucky	0	1		36 A SIUE	4	5				
	20 H Kentucky	2	5		219 N Wright St.	3	0				

Non-Div. I Games:

Murray St.

Average RPI Win: 185		WON-LOST	WINNING	LAST 10	STRENGTH OF		OPP. STRENGTH	TEAM	ADJ	CONF.	ADJ CONF.		
Average RPI Loss: 118		RECORD	PCT. RANK	GAMES	SCHEDULE		OF SCHEDULE	RPI	RPI	RPI	RPI		
DIV. I ONLY		14-6-0	.7	49	8-2-0		248	183	107	.51163	104	20	20
DIV. I NON-CONF.		13-4-0	.76471	34	7-0-0		268	182	100	.51783	99	20	21
TOTALS		RPI 1-25	RPI 26-50		W-L RECORDS		RPI 51-100		RPI 101-150		RPI 150+		
14-6-0	0-1-0	0-0-0		OVERALL		2-1-0		4-2-0		8-2-0			
1-2-0	0-0-0	0-0-0		HOME		0-0-0		1-2-0		0-0-0			
0-1-0	0-1-0	0-0-0		AWAY		0-0-0		0-0-0		0-0-0			
13-3-0	0-0-0	0-0-0		NEUTRAL		2-1-0		3-0-0		8-2-0			
13-4-0	0-1-0	0-0-0		NON-CONFERENCE		2-1-0		3-0-0		8-2-0			
0-0-0	0-0-0	0-0-0		HOME		0-0-0		0-0-0		0-0-0			
0-1-0	0-1-0	0-0-		AWAY		0-0-0		0-0-0		0-0-0			
13-3-0	0-0-0	0-0-0		NEUTRAL		2-1-0		3-0-0		8-2-0			
1-2-0	0-0-0	0-0-0		CONFERENCE		0-0-0		1-2-0		0-0-0			
1-2-0	0-0-0	0-0-0		HOME		0-0-0		1-2-0		0-0-0			
0-0-0	0-0-0	0-0-0		AWAY		0-0-0		0-0-0		0-0-0			
0-0-0	0-0-0	0-0-0		NEUTRAL		0-0-0		0-0-0		0-0-0			
RPI S	Opponent	Score		RPI S	Opponent	Score		RPI S	Opponent	Score			
13 A	Arizona St.	4	7			63 N	UC Riverside	5	2	121 H	Butler	5	7
						64 N	Lehigh	4	0	121 H	Butler	1	4
						88 N	Cal Poly	0	1	121 H	Butler	7	4
										130 N	Southern Ill.	3	1
										131 N	Pacific	2	0
										135 N	Presbyterian	3	0
										153 N	Akron	3	5
										171 N	Albany (NY)	11	0
										197 N	Western Mich.	8	5
										210 N	Northern Colo.	3	11
										210 N	Northern Colo.	3	2
										256 N	Hampton	8	2
										258 N	Fairfield	4	1
										285 N	Saint Peter's	10	0
										285 N	Saint Peter's	9	2
										288 N	Niagara	8	0
LAST 10 GAMES				LAST 10 GAMES				LAST 10 GAMES					
	121 H	Butler	1	4		121 H	Butler	5	7				
	121 H	Butler	7	4		285 N	Saint Peter's	10	0				
	171 N	Albany (NY)	11	0		258 N	Fairfield	4	1				
	256 N	Hampton	8	2		285 N	Saint Peter's	9	2				
	288 N	Niagara	8	0		130 N	Southern Ill.	3	1				

Non-Div. I Games:

Creighton

Average RPI Win:		178	WON-LOST RECORD		WINNING PCT. RANK		LAST 10 GAMES		STRENGTH OF SCHEDULE		OPP. STRENGTH OF SCHEDULE		TEAM RPI		ADJ RPI		CONF. RPI		ADJ CONF. RPI								
Average RPI Loss:		84																									
DIV. I ONLY			14-11-0		.56 103		7-3-0		147		128		104		.51047 105		16		16								
DIV. I NON-CONF.			7-10-0		.41176 167		2-2-0		63		137		122		.49729 124		14		14								
TOTALS		RPI 1-25		RPI 26-50		W-L RECORDS		RPI 51-100		RPI 101-150		RPI 150+															
14-11-0		0-2-0		0-2-0		OVERALL		0-2-0		4-4-0		10-1-0															
3-0-0		0-0-0		0-0-0		HOME		0-0-0		0-0-0		3-0-0															
3-6-0		0-2-0		0-0-0		AWAY		0-1-0		2-3-0		1-0-0															
8-5-0		0-0-0		0-2-0		NEUTRAL		0-1-0		2-1-0		6-1-0															
7-10-0		0-2-0		0-2-0		NON-CONFERENCE		0-2-0		2-3-0		5-1-0															
0-0-0		0-0-0		0-0-0		HOME		0-0-0		0-0-0		0-0-0															
0-5-0		0-2-0		0-0-		AWAY		0-1-0		0-2-0		0-0-0															
7-5-0		0-0-0		0-2-0		NEUTRAL		0-1-0		2-1-0		5-1-0															
7-1-0		0-0-0		0-0-0		CONFERENCE		0-0-0		2-1-0		5-0-0															
3-0-0		0-0-0		0-0-0		HOME		0-0-0		0-0-0		3-0-0															
3-1-0		0-0-0		0-0-0		AWAY		0-0-0		2-1-0		1-0-0															
1-0-0		0-0-0		0-0-0		NEUTRAL		0-0-0		0-0-0		1-0-0															
RPI	S	Opponent		Score		RPI	S	Opponent		Score		RPI	S	Opponent		Score		RPI	S	Opponent		Score					
9	A	Arizona		0	8	49	N	North Dakota St.		1	7	59	N	San Jose St.		4	12	101	N	Iowa		8	0				
9	A	Arizona		1	6	49	N	North Dakota St.		1	2	76	A	McNeese St.		1	6	102	A	Missouri St.		1	0				
																		102	A	Missouri St.		9	0				
																		102	A	Missouri St.		0	2				
																		127	A	Colorado St.		4	6				
																		127	A	Colorado St.		4	8				
																		129	N	Texas Tech		12	0				
																		150	N	Memphis		3	6				
																		163	A	UNI		7	1				
																		172	N	Omaha		4	8				
																		172	N	Omaha		5	1				
																		178	N	Loyola Marymount		2	0				
																		203	N	Southern Utah		8	0				
																		213	N	Loyola Chicago		9	1				
																		217	H	Evansville		8	0				
																		217	H	Evansville		5	2				
																		217	H	Evansville		6	5				
																		219	N	Wright St.		2	0				
																		255	N	Valparaiso		8	0				
						LAST 10 GAMES																					
						217 H Evansville						6	5	217 H Evansville						8	0						
						217 H Evansville						5	2	172 N Omaha						5	1						
						102 A Missouri St.						1	0	127 A Colorado St.						4	6						
						102 A Missouri St.						0	2	255 N Valparaiso						8	0						
						102 A Missouri St.						9	0	127 A Colorado St.						4	8						

Non-Div. I Games:

Drake

Average RPI Win:	176	WON-LOST RECORD	WINNING PCT. RANK	LAST 10 GAMES	STRENGTH OF SCHEDULE	OPP. STRENGTH OF SCHEDULE	TEAM RPI	ADJ RPI	CONF. RPI	ADJ CONF. RPI	
Average RPI Loss:	105										
DIV. I ONLY	15-12-0	.55556	105	3-7-0	131	188	105	.51029	106	11	11
DIV. I NON-CONF.	14-10-0	.58333	99	2-5-0	161	210	111	.5065	109	11	12
<hr/>											
TOTALS	RPI 1-25	RPI 26-50		W-L RECORDS		RPI 51-100		RPI 101-150		RPI 150+	
15-12-0	0-0-0	0-0-0		OVERALL		3-8-0		2-2-0		10-2-0	
6-6-0	0-0-0	0-0-0		HOME		2-6-0		0-0-0		4-0-0	
2-3-0	0-0-0	0-0-0		AWAY		1-2-0		0-1-0		1-0-0	
7-3-0	0-0-0	0-0-0		NEUTRAL		0-0-0		2-1-0		5-2-0	
<hr/>											
14-10-0	0-0-0	0-0-0		NON-CONFERENCE		2-6-0		2-2-0		10-2-0	
6-6-0	0-0-0	0-0-0		HOME		2-6-0		0-0-0		4-0-0	
1-1-0	0-0-0	0-0-		AWAY		0-0-0		0-1-0		1-0-0	
7-3-0	0-0-0	0-0-0		NEUTRAL		0-0-0		2-1-0		5-2-0	
<hr/>											
1-2-0	0-0-0	0-0-0		CONFERENCE		1-2-0		0-0-0		0-0-0	
0-0-0	0-0-0	0-0-0		HOME		0-0-0		0-0-0		0-0-0	
1-2-0	0-0-0	0-0-0		AWAY		1-2-0		0-0-0		0-0-0	
0-0-0	0-0-0	0-0-0		NEUTRAL		0-0-0		0-0-0		0-0-0	
<hr/>											
RPI S	Opponent	Score	RPI S	Opponent	Score	RPI S	Opponent	Score	RPI S	Opponent	Score
						58 A	Samford	2 4	108 A	Col. of Charleston	1 2
						58 A	Samford	0 1	125 N	Wisconsin	3 5
						58 A	Samford	11 9	144 N	New Mexico	7 5
						60 H	USC Upstate	4 3	150 N	Memphis	7 4
						60 H	USC Upstate	3 6	168 A	Winthrop	3 0
						81 H	Kennesaw St.	1 8	171 N	Albany (NY)	4 2
						81 H	Kennesaw St.	2 3	171 N	Albany (NY)	1 7
						86 H	Fordham	2 3	194 H	Gardner-Webb	4 0
						86 H	Fordham	1 8	200 N	Radford	8 6
						100 H	Charlotte	1 0	200 N	Radford	7 2
						100 H	Charlotte	0 6	227 N	George Mason	13 2
									237 H	Ohio	6 5
									237 H	Ohio	3 1
									237 H	Ohio	6 5
									243 N	Marist	2 5
									251 N	Belmont	6 0
<hr/>											
			LAST 10 GAMES								
			58 A Samford 2 4			58 A Samford 11 9					
			58 A Samford 0 1			150 N Memphis 7 4					
			81 H Kennesaw St. 2 3			144 N New Mexico 7 5					
			81 H Kennesaw St. 1 8			243 N Marist 2 5					
			108 A Col. of Charleston 1 2			125 N Wisconsin 3 5					

Non-Div. I Games:

Furman

[illegible]

Non-Div. I Games:

Binghamton

Average RPI Win:	175	WON-LOST RECORD	WINNING PCT. RANK	LAST 10 GAMES	STRENGTH OF SCHEDULE	OPP. STRENGTH OF SCHEDULE	TEAM RPI	ADJ RPI	CONF. RPI	ADJ CONF. RPI	
Average RPI Loss:	99										
DIV. I ONLY	17-14-0	.54839	110	6-4-0	125	186	103	.50931	108	10	10
DIV. I NON-CONF.	15-13-0	.53571	119	4-3-0	172	189	128	.49369	133	10	10
<hr/>											
TOTALS	RPI 1-25	RPI 26-50		W-L RECORDS	RPI 51-100		RPI 101-150		RPI 150+		
17-14-0	0-0-0	0-4-0		OVERALL	2-4-0		6-3-0		9-3-0		
14-7-0	0-0-0	0-0-0		HOME	2-2-0		5-3-0		7-2-0		
2-2-0	0-0-0	0-1-0		AWAY	0-1-0		0-0-0		2-0-0		
1-5-0	0-0-0	0-3-0		NEUTRAL	0-1-0		1-0-0		0-1-0		
15-13-0	0-0-0	0-4-0		NON-CONFERENCE	0-3-0		6-3-0		9-3-0		
12-6-0	0-0-0	0-0-0		HOME	0-1-0		5-3-0		7-2-0		
2-2-0	0-0-0	0-0-		AWAY	0-1-0		0-0-0		2-0-0		
1-5-0	0-0-0	0-3-0		NEUTRAL	0-1-0		1-0-0		0-1-0		
2-1-0	0-0-0	0-0-0		CONFERENCE	2-1-0		0-0-0		0-0-0		
2-1-0	0-0-0	0-0-0		HOME	2-1-0		0-0-0		0-0-0		
0-0-0	0-0-0	0-0-0		AWAY	0-0-0		0-0-0		0-0-0		
0-0-0	0-0-0	0-0-0		NEUTRAL	0-0-0		0-0-0		0-0-0		
<hr/>											
RPI S	Opponent	Score	RPI S	Opponent	Score	RPI S	Opponent	Score	RPI S	Opponent	Score
			31 N	Utah	1 2	52 H	Marshall	1 3	106 H	Furman	2 1
			31 N	Utah	1 4	57 A	CSUN	0 8	110 H	Appalachian St.	12 4
			32 A	South Carolina	4 5	70 N	Pittsburgh	3 9	114 H	Jacksonville	1 3
			38 N	North Carolina	2 13	78 H	Elon	5 1	123 H	UNC Greensboro	7 2
						78 H	Elon	6 5	125 H	Wisconsin	2 7
						78 H	Elon	3 4	133 H	Dartmouth	2 1
									135 N	Presbyterian	8 0
									144 H	New Mexico	4 7
									150 H	Memphis	4 1
									155 N	Sacramento St.	4 5
									178 A	Loyola Marymount	7 4
									178 A	Loyola Marymount	4 3
									213 H	Loyola Chicago	2 3
									214 H	Bethune-Cookman	8 2
									228 H	Bowling Green	7 2
									240 H	Youngstown St.	7 11
									240 H	Youngstown St.	5 0
									242 H	Army	11 0
									243 H	Marist	8 0
									246 H	Massachusetts	11 6
									294 H	South Carolina St.	6 1
<hr/>											
LAST 10 GAMES											
			78 H	Elon	3 4	78 H	Elon	5 1			
			78 H	Elon	6 5	144 H	New Mexico	4 7			
			106 H	Furman	2 1	125 H	Wisconsin	2 7			
			243 H	Marist	8 0	240 H	Youngstown St.	5 0			
			150 H	Memphis	4 1	240 H	Youngstown St.	7 11			

Non-Div. I Games:

Col. of Charleston

Average RPI Win: 177		WON-LOST RECORD	WINNING PCT. RANK	LAST 10 GAMES	STRENGTH OF SCHEDULE	OPP. STRENGTH OF SCHEDULE	TEAM RPI	ADJ RPI	CONF. RPI	ADJ CONF. RPI							
Average RPI Loss: 82																	
DIV. I ONLY		20-14-0	.58824	94	5-5-0	181	99	108	.50913	109	8	9					
DIV. I NON-CONF.		17-8-0	.68	62	2-0-0	212	107	92	.52288	94	9	9					
<hr/>																	
TOTALS		RPI 1-25		RPI 26-50		W-L RECORDS		RPI 51-100		RPI 101-150		RPI 150+					
20-14-0		0-1-0		0-0-0		OVERALL		2-10-0		4-2-0		14-1-0					
10-9-0		0-0-0		0-0-0		HOME		1-8-0		2-1-0		7-0-0					
2-2-0		0-0-0		0-0-0		AWAY		0-0-0		0-1-0		2-1-0					
8-3-0		0-1-0		0-0-0		NEUTRAL		1-2-0		2-0-0		5-0-0					
<hr/>																	
17-8-0		0-1-0		0-0-0		NON-CONFERENCE		1-5-0		4-2-0		12-0-0					
9-4-0		0-0-0		0-0-0		HOME		0-3-0		2-1-0		7-0-0					
0-1-0		0-0-0		0-0-		AWAY		0-0-0		0-1-0		0-0-0					
8-3-0		0-1-0		0-0-0		NEUTRAL		1-2-0		2-0-0		5-0-0					
<hr/>																	
3-6-0		0-0-0		0-0-0		CONFERENCE		1-5-0		0-0-0		2-1-0					
1-5-0		0-0-0		0-0-0		HOME		1-5-0		0-0-0		0-0-0					
2-1-0		0-0-0		0-0-0		AWAY		0-0-0		0-0-0		2-1-0					
0-0-0		0-0-0		0-0-0		NEUTRAL		0-0-0		0-0-0		0-0-0					
<hr/>																	
RPI	S	Opponent		Score		RPI	S	Opponent		Score		RPI	S	Opponent		Score	
5	N	Alabama		2	11												
						51	H	Ole Miss		0	5	122	H	Michigan St.		6	0
						52	H	Marshall		3	13	122	H	Michigan St.		3	4
						52	H	Marshall		9	1	137	N	Wichita St.		6	5
						52	H	Marshall		5	13	141	N	Eastern Ky.		4	1
						55	H	Purdue		0	8	150	A	Memphis		0	2
						55	H	Purdue		1	8	150	H	Memphis		3	2
						71	N	Texas St.		0	8	173	A	Middle Tenn.		8	0
						76	N	McNeese St.		2	3	173	A	Middle Tenn.		8	4
						93	H	North Texas		0	4	173	A	Middle Tenn.		6	7
						93	H	North Texas		4	6	182	H	LIU Brooklyn		2	1
						93	H	North Texas		4	5	182	H	LIU Brooklyn		12	4
						97	N	Houston		8	1	184	N	Lamar		4	3
												185	H	UMass Lowell		9	1
												185	H	UMass Lowell		3	0
												202	N	Villanova		4	0
												214	H	Bethune-Cookman		7	0
												214	H	Bethune-Cookman		5	4
												214	H	Bethune-Cookman		11	3
												218	N	North Dakota		15	2
												248	N	Columbia		7	0
												260	N	Houston Baptist		7	0
<hr/>																	
LAST 10 GAMES																	
		93 H North Texas		4	5	93	H	North Texas		0	4						
		93 H North Texas		4	6	173	A	Middle Tenn.		8	0						
		185 H UMass Lowell		3	0	173	A	Middle Tenn.		6	7						
		185 H UMass Lowell		9	1	52	H	Marshall		9	1						
		173 A Middle Tenn.		8	4	52	H	Marshall		5	13						

Non-Div. I Games:

FIU

Average RPI Win:		178	WON-LOST RECORD		WINNING PCT. RANK		LAST 10 GAMES		STRENGTH OF SCHEDULE		OPP. STRENGTH OF SCHEDULE		TEAM RPI		ADJ RPI		CONF. RPI		ADJ CONF. RPI					
DIV. I ONLY			9-16-0		.36		192		1-9-0		35		105		112		.50897		110		5		6	
DIV. I NON-CONF.			9-7-0		.5625		110		1-0-0		72		159		82		.53507		82		6		6	
TOTALS			RPI 1-25		RPI 26-50		W-L RECORDS		RPI 51-100		RPI 101-150		RPI 150+											
9-16-0			0-1-0		1-6-0		OVERALL		2-7-0		1-1-0		5-1-0											
1-0-0			0-0-0		0-0-0		HOME		1-0-0		0-0-0		0-0-0											
0-10-0			0-1-0		0-4-0		AWAY		0-4-0		0-1-0		0-0-0											
8-6-0			0-0-0		1-2-0		NEUTRAL		1-3-0		1-0-0		5-1-0											
9-7-0			0-1-0		1-3-0		NON-CONFERENCE		2-1-0		1-1-0		5-1-0											
1-0-0			0-0-0		0-0-0		HOME		1-0-0		0-0-0		0-0-0											
0-4-0			0-1-0		0-0-		AWAY		0-1-0		0-1-0		0-0-0											
8-3-0			0-0-0		1-2-0		NEUTRAL		1-0-0		1-0-0		5-1-0											
0-9-0			0-0-0		0-3-0		CONFERENCE		0-6-0		0-0-0		0-0-0											
0-0-0			0-0-0		0-0-0		HOME		0-0-0		0-0-0		0-0-0											
0-6-0			0-0-0		0-3-0		AWAY		0-3-0		0-0-0		0-0-0											
0-3-0			0-0-0		0-0-0		NEUTRAL		0-3-0		0-0-0		0-0-0											
RPI	S	Opponent		Score		RPI	S	Opponent		Score		RPI	S	Opponent		Score								
4	A	Auburn		0 9		26	A	South Ala.		1 6		60	A	USC Upstate		2 7								
						26	A	South Ala.		2 3		61	A	Troy		1 9								
						26	A	South Ala.		0 8		61	A	Troy		3 9								
						32	A	South Carolina		0 5		61	A	Troy		2 11								
						38	N	North Carolina		4 3		70	N	Pittsburgh		5 2								
						40	N	Chattanooga		0 3		83	N	La.-Monroe		5 6								
						44	N	UAB		9 20		83	N	La.-Monroe		1 10								
												83	N	La.-Monroe		0 4								
												100	H	Charlotte		12 9								
						LAST 10 GAMES																		
						26	A	South Ala.		1 6		26	A	South Ala.		0 8								
						26	A	South Ala.		2 3		61	A	Troy		3 9								
						100	H	Charlotte		12 9		83	N	La.-Monroe		0 4								
						61	A	Troy		2 11		83	N	La.-Monroe		5 6								
						61	A	Troy		1 9		83	N	La.-Monroe		1 10								

Non-Div. I Games:

Appalachian St.

Average RPI Win:		148	WON-LOST RECORD		WINNING PCT. RANK	LAST 10 GAMES	STRENGTH OF SCHEDULE		OPP. STRENGTH OF SCHEDULE	TEAM RPI	ADJ RPI	CONF. RPI	ADJ CONF. RPI
Average RPI Loss:		63											
DIV. I ONLY			10-15-0		.4 177	7-3-0	64		39	113	.50834 111	17	17
DIV. I NON-CONF.			6-13-0		.31579 211	3-1-0	37		5	118	.50261 118	17	17
TOTALS		RPI 1-25	RPI 26-50		W-L RECORDS		RPI 51-100		RPI 101-150		RPI 150+		
10-15-0		1-3-0	0-5-0		OVERALL		1-4-0		4-2-0		4-1-0		
2-1-0		0-0-0	0-0-0		HOME		0-0-0		2-1-0		0-0-0		
3-4-0		1-0-0	0-0-0		AWAY		0-2-0		0-1-0		2-1-0		
5-10-0		0-3-0	0-5-0		NEUTRAL		1-2-0		2-0-0		2-0-0		
6-13-0		1-3-0	0-5-0		NON-CONFERENCE		1-4-0		2-1-0		2-0-0		
0-0-0		0-0-0	0-0-0		HOME		0-0-0		0-0-0		0-0-0		
1-3-0		1-0-0	0-0-		AWAY		0-2-0		0-1-0		0-0-0		
5-10-0		0-3-0	0-5-0		NEUTRAL		1-2-0		2-0-0		2-0-0		
4-2-0		0-0-0	0-0-0		CONFERENCE		0-0-0		2-1-0		2-1-0		
2-1-0		0-0-0	0-0-0		HOME		0-0-0		2-1-0		0-0-0		
2-1-0		0-0-0	0-0-0		AWAY		0-0-0		0-0-0		2-1-0		
0-0-0		0-0-0	0-0-0		NEUTRAL		0-0-0		0-0-0		0-0-0		
RPI S	Opponent	Score	RPI S	Opponent	Score	RPI S	Opponent	Score	RPI S	Opponent	Score		
10 N	Missouri	4 12	31 N	Utah	2 3	59 N	San Jose St.	4 6	107 N	Binghamton	8 4		
11 N	California	0 3	31 N	Utah	1 10	59 N	San Jose St.	2 6	143 H	Coastal Caro.	13 5		
11 N	California	3 4	32 N	South Carolina	1 3	82 A	Hawaii	7 8	143 H	Coastal Caro.	9 8		
22 A	North Carolina St.	5 1	32 N	South Carolina	0 10	82 A	Hawaii	3 8	143 H	Coastal Caro.	2 11		
			41 N	Oregon St.	3 7	86 N	Fordham	10 7	146 A	East Carolina	3 4		
									146 N	East Carolina	3 0		
									168 A	Winthrop	4 2		
									168 A	Winthrop	2 4		
									168 A	Winthrop	8 3		
									230 N	Oakland	5 0		
									265 N	Delaware St.	9 0		
			LAST 10 GAMES										
			168 A	Winthrop	8 3	168 A	Winthrop	4 2					
			168 A	Winthrop	2 4	86 N	Fordham	10 7					
			143 H	Coastal Caro.	9 8	10 N	Missouri	4 12					
			143 H	Coastal Caro.	2 11	22 A	North Carolina St.	5 1					
			143 H	Coastal Caro.	13 5	107 N	Binghamton	8 4					

Non-Div. I Games:




Longwood

Average RPI Win:		212	WON-LOST RECORD		WINNING PCT. RANK		LAST 10 GAMES		STRENGTH OF SCHEDULE		OPP. STRENGTH OF SCHEDULE		TEAM RPI	ADJ RPI		CONF. RPI	ADJ CONF. RPI
Average RPI Loss:		71															
DIV. I ONLY			18-12-0		.6	87	9-1-0		189		137		110	.50739	112	24	24
DIV. I NON-CONF.			10-12-0		.45455	152	1-1-0		43		111		97	.51819	98	24	24
TOTALS		RPI 1-25		RPI 26-50		W-L RECORDS		RPI 51-100		RPI 101-150		RPI 150+					
18-12-0		0-5-0		0-2-0		OVERALL		2-1-0		2-1-0		14-3-0					
9-2-0		0-2-0		0-0-0		HOME		2-0-0		0-0-0		7-0-0					
3-6-0		0-2-0		0-1-0		AWAY		0-1-0		0-0-0		3-2-0					
6-4-0		0-1-0		0-1-0		NEUTRAL		0-0-0		2-1-0		4-1-0					
10-12-0		0-5-0		0-2-0		NON-CONFERENCE		2-1-0		2-1-0		6-3-0					
4-2-0		0-2-0		0-0-0		HOME		2-0-0		0-0-0		2-0-0					
0-6-0		0-2-0		0-0-		AWAY		0-1-0		0-0-0		0-2-0					
6-4-0		0-1-0		0-1-0		NEUTRAL		0-0-0		2-1-0		4-1-0					
8-0-0		0-0-0		0-0-0		CONFERENCE		0-0-0		0-0-0		8-0-0					
5-0-0		0-0-0		0-0-0		HOME		0-0-0		0-0-0		5-0-0					
3-0-0		0-0-0		0-0-0		AWAY		0-0-0		0-0-0		3-0-0					
0-0-0		0-0-0		0-0-0		NEUTRAL		0-0-0		0-0-0		0-0-0					
RPI	S	Opponent		Score		RPI	S	Opponent		Score		RPI	S	Opponent		Score	
2	A	LSU		1	15	37	N	Fla. Atlantic		2	3	68	A	Long Beach St.		0	4
2	A	LSU		0	11	47	A	Cal St. Fullerton		4	6	83	H	La.-Monroe		4	3
17	N	Notre Dame		5	8							89	H	Louisiana Tech		10	5
25	H	Baylor		0	11												
25	H	Baylor		2	9												
					</												

Non-Div. I Games:

Northwestern St.

Non-Div. I Games:

 Tie,  Loss,  Non-Conf, S Site, H Home, A Away, N Neutral Page 114

Average RPI Win:		191	WON-LOST RECORD		WINNING PCT. RANK		LAST 10 GAMES		STRENGTH OF SCHEDULE		OPP. STRENGTH OF SCHEDULE		TEAM RPI		ADJ RPI		CONF. RPI		ADJ CONF. RPI	
DIV. I ONLY			18-16-0		.52941 118		5-5-0		145		101		114		.50589 114		13		13	
DIV. I NON-CONF.			17-14-0		.54839 114		4-3-0		200		90		127		.4957 130		13		13	
TOTALS		RPI 1-25		RPI 26-50		W-L RECORDS		RPI 51-100		RPI 101-150		RPI 150+								
18-16-0		0-2-0		0-3-0		OVERALL		1-7-0		5-0-0		12-4-0								
9-10-0		0-1-0		0-0-0		HOME		1-6-0		2-0-0		6-3-0								
1-2-0		0-0-0		0-2-0		AWAY		0-0-0		1-0-0		0-0-0								
8-4-0		0-1-0		0-1-0		NEUTRAL		0-1-0		2-0-0		6-1-0								
17-14-0		0-2-0		0-3-0		NON-CONFERENCE		0-5-0		5-0-0		12-4-0								
8-8-0		0-1-0		0-0-0		HOME		0-4-0		2-0-0		6-3-0								
1-2-0		0-0-0		0-0-		AWAY		0-0-0		1-0-0		0-0-0								
8-4-0		0-1-0		0-1-0		NEUTRAL		0-1-0		2-0-0		6-1-0								
1-2-0		0-0-0		0-0-0		CONFERENCE		1-2-0		0-0-0		0-0-0								
1-2-0		0-0-0		0-0-0		HOME		1-2-0		0-0-0		0-0-0								
0-0-0		0-0-0		0-0-0		AWAY		0-0-0		0-0-0		0-0-0								
0-0-0		0-0-0		0-0-0		NEUTRAL		0-0-0		0-0-0		0-0-0								
RPI	S	Opponent		Score		RPI	S	Opponent		Score		RPI	S	Opponent		Score				
1	H	Florida		1	16	26	A	South Ala.		4	5	56	N	Illinois St.		7	8			
1	N	Florida		0	9	40	N	Chattanooga		2	7	58	H	Samford		2	3			
						50	A	South Fla.		1	9	58	H	Samford		0	6			
												58	H	Samford		2	10			
												60	H	USC Upstate		3	7			
												60	H	USC Upstate		2	1			
												60	H	USC Upstate		4	6			
												69	H	Saint Francis (PA)		4	5			
														108 A Col. of Charleston		3	1			
														115 N Ball St.		6	5			
														133 N Dartmouth		4	2			
														134 H Syracuse		5	4			
														134 H Syracuse		8	6			
														153 H Akron		2	3			
														156 N Liberty		5	2			
														161 H Cleveland St.		1	4			
														164 N Sam Houston St.		9	10			
														164 N Sam Houston St.		11	3			
														213 N Loyola Chicago		5	0			
														214 H Bethune-Cookman		3	6			
														214 H Bethune-Cookman		3	2			
														226 H Monmouth		4	1			
														226 H Monmouth		7	2			
														241 H Abilene Christian		9	1			
														253 H Savannah St.		10	9			
														253 H Savannah St.		12	8			
														256 N Hampton		8	0			
														256 N Hampton		9	1			
														294 N South Carolina St.		3	0			
LAST 10 GAMES																				
60 H USC Upstate						3	7	60 H USC Upstate						2	1					
60 H USC Upstate						4	6	58 H Samford						2	3					
226 H Monmouth						7	2	58 H Samford						2	10					
226 H Monmouth						4	1	133 N Dartmouth						4	2					
58 H Samford						0	6	294 N South Carolina St.						3	0					

Non-Div. I Games:

Jacksonville

Average RPI Win:		183	WON-LOST RECORD		WINNING PCT. RANK		LAST 10 GAMES		STRENGTH OF SCHEDULE		OPP. STRENGTH OF SCHEDULE		TEAM RPI		ADJ RPI		CONF. RPI		ADJ CONF. RPI								
DIV. I ONLY			12-16-0		.42857 166		4-6-0		82		55		115		.50553 115		19		19								
DIV. I NON-CONF.			12-16-0		.42857 160		4-6-0		81		48		113		.50553 111		18		18								
TOTALS		RPI 1-25		RPI 26-50		W-L RECORDS		RPI 51-100		RPI 101-150		RPI 150+															
12-16-0		0-2-0		0-10-0		OVERALL		3-0-0		1-3-0		8-1-0															
2-3-0		0-0-0		0-3-0		HOME		0-0-0		0-0-0		2-0-0															
2-4-0		0-2-0		0-2-0		AWAY		1-0-0		0-0-0		1-0-0															
8-9-0		0-0-0		0-5-0		NEUTRAL		2-0-0		1-3-0		5-1-0															
12-16-0		0-2-0		0-10-0		NON-CONFERENCE		3-0-0		1-3-0		8-1-0															
2-3-0		0-0-0		0-3-0		HOME		0-0-0		0-0-0		2-0-0															
2-4-0		0-2-0		0-0-		AWAY		1-0-0		0-0-0		1-0-0															
8-9-0		0-0-0		0-5-0		NEUTRAL		2-0-0		1-3-0		5-1-0															
0-0-0		0-0-0		0-0-0		CONFERENCE		0-0-0		0-0-0		0-0-0															
0-0-0		0-0-0		0-0-0		HOME		0-0-0		0-0-0		0-0-0															
0-0-0		0-0-0		0-0-0		AWAY		0-0-0		0-0-0		0-0-0															
0-0-0		0-0-0		0-0-0		NEUTRAL		0-0-0		0-0-0		0-0-0															
RPI	S	Opponent		Score		RPI	S	Opponent		Score		RPI	S	Opponent		Score											
2	A	LSU		3	7	26	A	South Ala.		6	14	75	A	Lipscomb		14	2	112	N	Northwestern St.		9	8				
4	A	Auburn		1	12	29	N	Northwestern		0	13	85	N	IUPUI		5	4	112	N	Northwestern St.		10	11				
						33	H	Western Ky.		2	4	87	N	Mercer		9	1	114	N	Jacksonville		5	6				
						33	H	Western Ky.		2	6											147	N	Indiana St.		5	6
						33	H	Western Ky.		3	5											164	N	Sam Houston St.		8	0
						34	N	Georgia St.		4	10											167	N	Stephen F. Austin		3	1
						37	N	Fla. Atlantic		3	9											168	N	Winthrop		1	10
						40	N	Chattanooga		9	10											201	N	Eastern Ill.		4	3
						40	N	Chattanooga		2	6											231	N	South Dakota		11	8
						46	A	Louisville		0	8											238	A	Southeastern La.		8	1
																		277	H	IPFW		19	4				
																		277	H	IPFW		8	2				
																		281	N	Detroit		12	1				
						LAST 10 GAMES																					
						33	H	Western Ky.		2	4	33	H	Western Ky.		3	5										
						33	H	Western Ky.		2	6	46	A	Louisville		0	8										
						277	H	IPFW		19	4	238	A	Southeastern La.		8	1										
						277	H	IPFW		8	2	281	N	Detroit		12	1										
						29	N	Northwestern		0	13	37	N	Fla. Atlantic		3	9										

Non-Div. I Games:

Ball St.

Average RPI Win:	196	WON-LOST RECORD	WINNING PCT. RANK	LAST 10 GAMES	STRENGTH OF SCHEDULE	OPP. STRENGTH OF SCHEDULE	TEAM RPI	ADJ RPI	CONF. RPI	ADJ CONF. RPI					
DIV. I ONLY		19-7-0	.73077	41	6-4-0	277	45	116	.5043	116	13	13			
DIV. I NON-CONF.		17-6-0	.73913	42	4-3-0	283	64	119	.49957	121	13	13			
TOTALS	RPI 1-25	RPI 26-50		W-L RECORDS		RPI 51-100		RPI 101-150		RPI 150+					
19-7-0	0-3-0	0-0-0		OVERALL		6-2-0		0-1-0		13-1-0					
17-6-0	0-3-0	0-0-0		HOME		4-1-0		0-1-0		13-1-0					
2-1-0	0-0-0	0-0-0		AWAY		2-1-0		0-0-0		0-0-0					
0-0-0	0-0-0	0-0-0		NEUTRAL		0-0-0		0-0-0		0-0-0					
17-6-0	0-3-0	0-0-0		NON-CONFERENCE		4-1-0		0-1-0		13-1-0					
17-6-0	0-3-0	0-0-0		HOME		4-1-0		0-1-0		13-1-0					
0-0-0	0-0-0	0-0-		AWAY		0-0-0		0-0-0		0-0-0					
0-0-0	0-0-0	0-0-0		NEUTRAL		0-0-0		0-0-0		0-0-0					
2-1-0	0-0-0	0-0-0		CONFERENCE		2-1-0		0-0-0		0-0-0					
0-0-0	0-0-0	0-0-0		HOME		0-0-0		0-0-0		0-0-0					
2-1-0	0-0-0	0-0-0		AWAY		2-1-0		0-0-0		0-0-0					
0-0-0	0-0-0	0-0-0		NEUTRAL		0-0-0		0-0-0		0-0-0					
RPI	S	Opponent	Score		RPI	S	Opponent	Score		RPI	S	Opponent	Score		
8	H	Kansas	1	10						61	H	Troy	9	3	
16	H	Minnesota	0	3						75	A	Lipscomb	4	0	
16	H	Minnesota	7	16						75	A	Lipscomb	3	10	
										208	H	Sacred Heart	5	0	
										75	A	Lipscomb	6	3	
										226	H	Monmouth	10	2	
										96	H	La Salle	3	5	
										226	H	Monmouth	1	4	
										96	H	La Salle	7	0	
										231	H	South Dakota	4	2	
										96	H	La Salle	7	1	
										231	H	South Dakota	7	3	
										96	H	La Salle	13	4	
										233	H	Morehead St.	11	1	
										249	H	Colgate	12	3	
										276	H	Alabama St.	10	0	
										280	H	Rhode Island	9	0	
										283	H	Morgan St.	10	0	
										283	H	Morgan St.	9	0	
										283	H	Morgan St.	15	2	
										283	H	Morgan St.	9	0	
LAST 10 GAMES				LAST 10 GAMES				LAST 10 GAMES				LAST 10 GAMES			
75	A	Lipscomb	4	0	75	A	Lipscomb	6	3	75	A	Lipscomb	6	3	
75	A	Lipscomb	3	10	231	H	South Dakota	7	3	231	H	South Dakota	7	3	
226	H	Monmouth	1	4	96	H	La Salle	3	5	96	H	La Salle	3	5	
226	H	Monmouth	10	2	96	H	La Salle	13	4	96	H	La Salle	13	4	
231	H	South Dakota	4	2	8	H	Kansas	1	10	8	H	Kansas	1	10	

Non-Div. I Games:

Stetson

Average RPI Win:		205	WON-LOST RECORD		WINNING PCT. RANK		LAST 10 GAMES		STRENGTH OF SCHEDULE		OPP. STRENGTH OF SCHEDULE		TEAM RPI		ADJ RPI		CONF. RPI		ADJ CONF. RPI				
DIV. I ONLY			11-19-0		.36667 191		3-7-0		55		57		119		.50415 117		4		4				
DIV. I NON-CONF.			7-11-0		.38889 174		0-2-0		49		47		115		.50629 110		4		4				
TOTALS		RPI 1-25		RPI 26-50		W-L RECORDS		RPI 51-100		RPI 101-150		RPI 150+											
11-19-0		0-7-0		0-5-0		OVERALL		3-6-0		0-0-0		8-1-0											
6-7-0		0-1-0		0-3-0		HOME		1-3-0		0-0-0		5-0-0											
3-5-0		0-3-0		0-1-0		AWAY		0-1-0		0-0-0		3-0-0											
2-7-0		0-3-0		0-1-0		NEUTRAL		2-2-0		0-0-0		0-1-0											
7-11-0		0-4-0		0-2-0		NON-CONFERENCE		2-4-0		0-0-0		5-1-0											
5-2-0		0-1-0		0-0-0		HOME		0-1-0		0-0-0		5-0-0											
0-2-0		0-0-0		0-0-		AWAY		0-1-0		0-0-0		0-0-0											
2-7-0		0-3-0		0-1-0		NEUTRAL		2-2-0		0-0-0		0-1-0											
4-8-0		0-3-0		0-3-0		CONFERENCE		1-2-0		0-0-0		3-0-0											
1-5-0		0-0-0		0-3-0		HOME		1-2-0		0-0-0		0-0-0											
3-3-0		0-3-0		0-0-0		AWAY		0-0-0		0-0-0		3-0-0											
0-0-0		0-0-0		0-0-0		NEUTRAL		0-0-0		0-0-0		0-0-0											
RPI	S	Opponent		Score		RPI	S	Opponent		Score		RPI	S	Opponent		Score		RPI	S	Opponent		Score	
3	N	Michigan		0	10	33	N	Western Ky.		1	4	61	A	Troy		3	4	182	N	LIU Brooklyn		3	4
3	N	Michigan		2	10	37	A	Fla. Atlantic		0	2	62	N	Nebraska		11	2	239	A	Virginia		7	1
8	N	Kansas		2	4	46	H	Louisville		1	6	62	N	Nebraska		10	2	239	A	Virginia		4	3
17	A	Notre Dame		0	5	46	H	Louisville		2	15	65	H	Jacksonville St.		1	2	239	A	Virginia		7	5
17	A	Notre Dame		0	13	46	H	Louisville		4	5	66	N	Arkansas		0	2	253	H	Savannah St.		15	7
17	A	Notre Dame		1	6							70	H	Pittsburgh		4	7	253	H	Savannah St.		18	0
19	H	Georgia		0	14							70	H	Pittsburgh		9	1	279	H	Mt. St. Mary's		10	0
												70	H	Pittsburgh		2	3	279	H	Mt. St. Mary's		12	2
												77	N	Penn St.		2	3	279	H	Mt. St. Mary's		2	0
LAST 10 GAMES																							
17	A	Notre Dame		1	6	17	A	Notre Dame		0	5												
17	A	Notre Dame		0	13	70	H	Pittsburgh		9	1												
19	H	Georgia		0	14	65	H	Jacksonville St.		1	2												
70	H	Pittsburgh		4	7	239	A	Virginia		7	1												
70	H	Pittsburgh		2	3	239	A	Virginia		4	3												

Non-Div. I Games:

Georgia Tech

Average RPI Win:		201	WON-LOST RECORD		WINNING PCT. RANK		LAST 10 GAMES		STRENGTH OF SCHEDULE		OPP. STRENGTH OF SCHEDULE		TEAM RPI		ADJ RPI		CONF. RPI		ADJ CONF. RPI				
DIV. I ONLY			19-7-0		.73077	41	9-1-0		276		36		111		.50407	118	24		24				
DIV. I NON-CONF.			8-7-0		.53333	120	0-1-0		134		21		98		.51454	102	24		24				
TOTALS		RPI 1-25		RPI 26-50		W-L RECORDS		RPI 51-100		RPI 101-150		RPI 150+											
19-7-0		0-4-0		1-1-0		OVERALL		1-0-0		1-1-0		16-1-0											
9-0-0		0-0-0		0-0-0		HOME		1-0-0		0-0-0		8-0-0											
3-3-0		0-2-0		0-0-0		AWAY		0-0-0		0-1-0		3-0-0											
7-4-0		0-2-0		1-1-0		NEUTRAL		0-0-0		1-0-0		5-1-0											
8-7-0		0-4-0		1-1-0		NON-CONFERENCE		1-0-0		1-1-0		5-1-0											
3-0-0		0-0-0		0-0-0		HOME		1-0-0		0-0-0		2-0-0											
0-3-0		0-2-0		0-0-		AWAY		0-0-0		0-1-0		0-0-0											
5-4-0		0-2-0		1-1-0		NEUTRAL		0-0-0		1-0-0		3-1-0											
11-0-0		0-0-0		0-0-0		CONFERENCE		0-0-0		0-0-0		11-0-0											
6-0-0		0-0-0		0-0-0		HOME		0-0-0		0-0-0		6-0-0											
3-0-0		0-0-0		0-0-0		AWAY		0-0-0		0-0-0		3-0-0											
2-0-0		0-0-0		0-0-0		NEUTRAL		0-0-0		0-0-0		2-0-0											
RPI	S	Opponent		Score		RPI	S	Opponent		Score		RPI	S	Opponent		Score							
2	A	LSU		0	8	28	N	Hofstra		0	8	83	H	La.-Monroe		8	0	145	A	Oklahoma St.		0	4
14	A	La.-Lafayette		0	8	28	N	Hofstra		3	2							146	N	East Carolina		2	1
17	N	Notre Dame		1	4													166	H	Delaware		7	2
22	N	North Carolina St.		0	7													167	H	Stephen F. Austin		9	2
																		167	H	Stephen F. Austin		5	3
																		167	H	Stephen F. Austin		13	6
																		200	N	Radford		6	1
																		208	N	Sacred Heart		1	3
																		211	H	A&M-Corpus Christi		8	7
																		211	H	A&M-Corpus Christi		12	3
																		211	H	A&M-Corpus Christi		8	0
																		241	A	Abilene Christian		6	4
																		241	A	Abilene Christian		7	6
																		241	A	Abilene Christian		5	4
																		252	N	Mississippi Val.		11	2
																		257	N	Tennessee St.		7	0
																		272	N	Incarnate Word		13	2
																		272	N	Incarnate Word		9	0
																		278	H	Ark.-Pine Bluff		11	2
						LAST 10 GAMES																	
						241	A	Abilene Christian		6	4	241	A	Abilene Christian		7	6						
						241	A	Abilene Christian		5	4	167	H	Stephen F. Austin		9	2						
						145	A	Oklahoma St.		0	4	211	H	A&M-Corpus Christi		8	7						
						167	H	Stephen F. Austin		5	3	211	H	A&M-Corpus Christi		12	3						
						167	H	Stephen F. Austin		13	6	211	H	A&M-Corpus Christi		8	0						

Non-Div. I Games: Lyon 8 0 Lyon 8 0

Central Ark.

Average RPI Win:		181	WON-LOST RECORD		WINNING PCT. RANK		LAST 10 GAMES		STRENGTH OF SCHEDULE		OPP. STRENGTH OF SCHEDULE		TEAM RPI		ADJ RPI		CONF. RPI		ADJ CONF. RPI										
Average RPI Loss:		109																											
DIV. I ONLY			21-14-0		.6	87	8-2-0		217		114		126		.503	119	15		15										
DIV. I NON-CONF.			21-14-0		.6	90	8-2-0		222		118		120		.503	116	16		16										
TOTALS		RPI 1-25		RPI 26-50		W-L RECORDS		RPI 51-100		RPI 101-150		RPI 150+																	
21-14-0		1-1-0		1-1-0		OVERALL		1-6-0		2-2-0		16-4-0																	
12-4-0		0-1-0		1-0-0		HOME		1-1-0		0-1-0		10-1-0																	
1-3-0		1-0-0		0-0-0		AWAY		0-3-0		0-0-0		0-0-0																	
8-7-0		0-0-0		0-1-0		NEUTRAL		0-2-0		2-1-0		6-3-0																	
21-14-0		1-1-0		1-1-0		NON-CONFERENCE		1-6-0		2-2-0		16-4-0																	
12-4-0		0-1-0		1-0-0		HOME		1-1-0		0-1-0		10-1-0																	
1-3-0		1-0-0		0-0-		AWAY		0-3-0		0-0-0		0-0-0																	
8-7-0		0-0-0		0-1-0		NEUTRAL		0-2-0		2-1-0		6-3-0																	
0-0-0		0-0-0		0-0-0		CONFERENCE		0-0-0		0-0-0		0-0-0																	
0-0-0		0-0-0		0-0-0		HOME		0-0-0		0-0-0		0-0-0																	
0-0-0		0-0-0		0-0-0		AWAY		0-0-0		0-0-0		0-0-0																	
0-0-0		0-0-0		0-0-0		NEUTRAL		0-0-0		0-0-0		0-0-0																	
RPI	S	Opponent		Score		RPI	S	Opponent		Score		RPI	S	Opponent		Score		RPI	S	Opponent		Score							
1	H	Florida		0	8	41	N	Fresno St.		2	10	54	H	Kent St.		3	2	122	N	Michigan St.		3	2						
13	A	Arizona St.		5	3	47	H	Cal St. Fullerton		3	2	59	N	San Jose St.		6	12	132	N	UConn		2	1						
												63	A	UC Riverside		6	7	142	H	Bakersfield		2	4						
												63	A	UC Riverside		2	10	144	N	New Mexico		4	6						
												79	N	Weber St.		1	2	155	N	Sacramento St.		2	4						
												88	A	Cal Poly		0	1	165	N	Indiana		3	4						
												98	H	Grand Canyon		0	1	177	N	Western Caro.		5	4						
																		180	N	Utah Valley		6	1						
																		187	N	UTEP		7	6						
																		191	N	Utah St.		4	3						
																		193	H	Bryant		1	0						
																		193	N	Bryant		11	0						
																		203	H	Southern Utah		2	1						
																		203	N	Southern Utah		4	2						
																		203	N	Southern Utah		3	4						
																		218	H	North Dakota		12	1						
																		223	H	Harvard		1	0						
																		229	H	Montana		5	3						
																		229	H	Montana		5	11						
																		232	H	Buffalo		2	0						
																		248	H	Columbia		4	2						
																		248	H	Columbia		6	0						
																		248	H	Columbia		3	2						
																		262	H	Howard		15	2						

Average RPI Win: 185		WON-LOST RECORD		WINNING PCT. RANK		LAST 10 GAMES		STRENGTH OF SCHEDULE		OPP. STRENGTH OF SCHEDULE		TEAM RPI		ADJ RPI		CONF. RPI		ADJ CONF. RPI	
DIV. I ONLY		12-13-0		.48 142		6-4-0		101		173		124		.50262 120		19		19	
DIV. I NON-CONF.		12-13-0		.48 143		6-4-0		103		179		117		.50262 117		18		18	
TOTALS		RPI 1-25		RPI 26-50		W-L RECORDS		RPI 51-100		RPI 101-150		RPI 150+							
12-13-0		0-2-0		0-1-0		OVERALL		3-6-0		0-3-0		9-1-0							
0-1-0		0-0-0		0-1-0		HOME		0-0-0		0-0-0		0-0-0							
2-4-0		0-2-0		0-0-0		AWAY		2-2-0		0-0-0		0-0-0							
10-8-0		0-0-0		0-0-0		NEUTRAL		1-4-0		0-3-0		9-1-0							
12-13-0		0-2-0		0-1-0		NON-CONFERENCE		3-6-0		0-3-0		9-1-0							
0-1-0		0-0-0		0-1-0		HOME		0-0-0		0-0-0		0-0-0							
2-4-0		0-2-0		0-0-		AWAY		2-2-0		0-0-0		0-0-0							
10-8-0		0-0-0		0-0-0		NEUTRAL		1-4-0		0-3-0		9-1-0							
0-0-0		0-0-0		0-0-0		CONFERENCE		0-0-0		0-0-0		0-0-0							
0-0-0		0-0-0		0-0-0		HOME		0-0-0		0-0-0		0-0-0							
0-0-0		0-0-0		0-0-0		AWAY		0-0-0		0-0-0		0-0-0							
0-0-0		0-0-0		0-0-0		NEUTRAL		0-0-0		0-0-0		0-0-0							
RPI	S	Opponent		Score		RPI	S	Opponent		Score		RPI	S	Opponent		Score			
24	A	UCF		2	4	49	H	North Dakota St.		0	3	55	N	Purdue		3	7		
24	A	UCF		1	6							61	A	Troy		4	5		
												61	A	Troy		6	5		
												70	N	Pittsburgh		2	3		
												70	N	Pittsburgh		0	4		
												71	A	Texas St.		8	3		
												71	A	Texas St.		5	14		
												81	N	Kennesaw St.		2	1		
												85	N	IUPUI		0	5		
												121	N	Butler		2	3		
												130	N	Southern Ill.		2	3		
												132	N	UConn		7	8		
												164	N	Sam Houston St.		8	7		
												185	N	UMass Lowell		8	1		
												188	N	Bucknell		2	1		
												208	N	Sacred Heart		1	0		
												217	N	Evansville		1	9		
												220	N	Yale		2	0		
												244	N	Canisius		2	0		
												245	N	Florida A&M		9	2		
												270	N	Quinnipiac		7	0		
												285	N	Saint Peter's		3	1		
LAST 10 GAMES																			
185	N	UMass Lowell		8	1	49	H	North Dakota St.		0	3	24	A	UCF		2	4		
270	N	Quinnipiac		7	0	24	A	UCF		1	6	285	N	Saint Peter's		3	1		
244	N	Canisius		2	0	188	N	Bucknell		2	1								
55	N	Purdue		3	7														
220	N	Yale		2	0														

Non-Div. I Games:

Northern Ill.

Average RPI Win: 176		WON-LOST	WINNING	LAST 10	STRENGTH OF	OPP. STRENGTH	TEAM	ADJ	CONF.	ADJ CONF.											
Average RPI Loss: 116		RECORD	PCT. RANK	GAMES	SCHEDULE	OF SCHEDULE	RPI	RPI	RPI	RPI											
DIV. I ONLY		14-11-0	.56	103	7-3-0	178	147	125	.50233	121	20	20									
DIV. I NON-CONF.		12-10-0	.54545	115	5-2-0	244	110	157	.48109	153	20	21									
<hr/>																					
TOTALS		RPI 1-25		RPI 26-50		W-L RECORDS		RPI 51-100		RPI 101-150		RPI 150+									
14-11-0		0-1-0		0-2-0		OVERALL		2-2-0		4-3-0		8-3-0									
0-0-0		0-0-0		0-0-0		HOME		0-0-0		0-0-0		0-0-0									
5-4-0		0-1-0		0-1-0		AWAY		0-0-0		2-1-0		3-1-0									
9-7-0		0-0-0		0-1-0		NEUTRAL		2-2-0		2-2-0		5-2-0									
12-10-0		0-1-0		0-2-0		NON-CONFERENCE		2-2-0		2-2-0		8-3-0									
0-0-0		0-0-0		0-0-0		HOME		0-0-0		0-0-0		0-0-0									
3-3-0		0-1-0		0-0-		AWAY		0-0-0		0-0-0		3-1-0									
9-7-0		0-0-0		0-1-0		NEUTRAL		2-2-0		2-2-0		5-2-0									
2-1-0		0-0-0		0-0-0		CONFERENCE		0-0-0		2-1-0		0-0-0									
0-0-0		0-0-0		0-0-0		HOME		0-0-0		0-0-0		0-0-0									
2-1-0		0-0-0		0-0-0		AWAY		0-0-0		2-1-0		0-0-0									
0-0-0		0-0-0		0-0-0		NEUTRAL		0-0-0		0-0-0		0-0-0									
RPI	S	Opponent		Score		RPI	S	Opponent		Score		RPI	S	Opponent		Score					
24	A	UCF		1	5	26	A	South Ala.		4	9	58	N	Samford		9	0				
						35	N	James Madison		0	1	75	N	Lipscomb		1	2				
												75	N	Lipscomb		11	6				
												85	N	IUPUI		3	8				
												104	A	Creighton		4	1				
												104	A	Creighton		7	5				
												104	A	Creighton		4	7				
												120	N	Northern Ill.		3	2				
												145	N	Oklahoma St.		5	9				
												147	N	Indiana St.		5	4				
												149	N	Western Ill.		4	8				
												201	N	Eastern Ill.		2	5				
												205	N	Ill.-Chicago		3	2				
												205	N	Ill.-Chicago		5	0				
												213	N	Loyola Chicago		5	6				
												214	A	Bethune-Cookman		10	3				
												214	A	Bethune-Cookman		1	8				
												217	N	Evansville		3	1				
												226	N	Monmouth		7	5				
												258	N	Fairfield		4	3				
												263	A	Northern Ky.		11	3				
												263	A	Northern Ky.		13	8				
<hr/>																					
LAST 10 GAMES						LAST 10 GAMES						LAST 10 GAMES									
104 A Creighton						4	1	104 A Creighton						7	5						
104 A Creighton						4	7	35 N James Madison						0	1						
263 A Northern Ky.						13	8	24 A UCF						1	5						
263 A Northern Ky.						11	3	226 N Monmouth						7	5						
258 N Fairfield						4	3	205 N Ill.-Chicago						5	0						

Non-Div. I Games:

Butler

Average RPI Win:		188	WON-LOST RECORD		WINNING PCT. RANK		LAST 10 GAMES		STRENGTH OF SCHEDULE		OPP. STRENGTH OF SCHEDULE		TEAM RPI		ADJ RPI		CONF. RPI		ADJ CONF. RPI					
DIV. I ONLY			15-15-0		.5		127		4-6-0		120		190		123		.50214		122		6		5	
DIV. I NON-CONF.			15-12-0		.55556		112		4-3-0		116		215		103		.51434		103		5		5	
TOTALS		RPI 1-25		RPI 26-50		W-L RECORDS		RPI 51-100		RPI 101-150		RPI 150+												
15-15-0		0-1-0		0-2-0		OVERALL		2-8-0		2-2-0		11-2-0												
0-0-0		0-0-0		0-0-0		HOME		0-0-0		0-0-0		0-0-0												
2-10-0		0-1-0		0-2-0		AWAY		0-6-0		2-1-0		0-0-0												
13-5-0		0-0-0		0-0-0		NEUTRAL		2-2-0		0-1-0		11-2-0												
15-12-0		0-1-0		0-2-0		NON-CONFERENCE		2-5-0		2-2-0		11-2-0												
0-0-0		0-0-0		0-0-0		HOME		0-0-0		0-0-0		0-0-0												
2-7-0		0-1-0		0-0-		AWAY		0-3-0		2-1-0		0-0-0												
13-5-0		0-0-0		0-0-0		NEUTRAL		2-2-0		0-1-0		11-2-0												
0-3-0		0-0-0		0-0-0		CONFERENCE		0-3-0		0-0-0		0-0-0												
0-0-0		0-0-0		0-0-0		HOME		0-0-0		0-0-0		0-0-0												
0-3-0		0-0-0		0-0-0		AWAY		0-3-0		0-0-0		0-0-0												
0-0-0		0-0-0		0-0-0		NEUTRAL		0-0-0		0-0-0		0-0-0												
RPI	S	Opponent		Score		RPI	S	Opponent		Score		RPI	S	Opponent		Score								
24	A	UCF		0 8		37	A	Fla. Atlantic		3 9		51	N	Ole Miss		9 3								
						37	A	Fla. Atlantic		1 9		51	N	Ole Miss		3 4								
												54	N	Kent St.		0 9								
												62	A	Nebraska		5 7								
												62	A	Nebraska		10 15								
												62	A	Nebraska		6 14								
												63	A	UC Riverside		2 9								
												87	A	Mercer		0 1								
												87	A	Mercer		0 6								
												92	N	Tulsa		4 3								
												109	A	FIU		0 6								
												109	A	FIU		4 3								
												116	A	Stetson		3 2								
												119	N	San Diego		2 3								
												153	N	Akron		2 4								
												153	N	Akron		5 0								
												169	N	Providence		7 3								
												191	N	Utah St.		9 1								
												191	N	Utah St.		2 3								
												199	N	Bradley		4 3								
												199	N	Bradley		7 5								
												212	N	Drexel		1 0								
												233	N	Morehead St.		6 0								
												240	N	Youngstown St.		7 3								
												280	N	Rhode Island		7 1								
												290	N	Alabama A&M		8 4								
												290	N	Alabama A&M		12 0								
LAST 10 GAMES																								
62	A	Nebraska		6 14		62	A	Nebraska		5 7														
62	A	Nebraska		10 15		240	N	Youngstown St.		7 3														
290	N	Alabama A&M		12 0		87	A	Mercer		0 1														
290	N	Alabama A&M		8 4		199	N	Bradley		7 5														
87	A	Mercer		0 6		24	A	UCF		0 8														

Non-Div. I Games:

Michigan St.

Average RPI Win:		215	WON-LOST RECORD		WINNING PCT. RANK		LAST 10 GAMES		STRENGTH OF SCHEDULE		OPP. STRENGTH OF SCHEDULE		TEAM RPI		ADJ RPI		CONF. RPI		ADJ CONF. RPI					
Average RPI Loss:		80																						
DIV. I ONLY			12-12-0		.5		127		2-8-0		96		217		118		.50166		123		11		11	
DIV. I NON-CONF.			12-9-0		.57143		105		2-5-0		135		245		110		.50539		112		11		12	
TOTALS		RPI 1-25		RPI 26-50		W-L RECORDS		RPI 51-100		RPI 101-150		RPI 150+												
12-12-0		0-1-0		0-4-0		OVERALL		1-4-0		0-1-0		11-2-0												
4-2-0		0-1-0		0-0-0		HOME		1-1-0		0-0-0		3-0-0												
1-7-0		0-0-0		0-4-0		AWAY		0-2-0		0-1-0		1-0-0												
7-3-0		0-0-0		0-0-0		NEUTRAL		0-1-0		0-0-0		7-2-0												
12-9-0		0-1-0		0-1-0		NON-CONFERENCE		1-4-0		0-1-0		11-2-0												
4-2-0		0-1-0		0-0-0		HOME		1-1-0		0-0-0		3-0-0												
1-4-0		0-0-0		0-0-		AWAY		0-2-0		0-1-0		1-0-0												
7-3-0		0-0-0		0-0-0		NEUTRAL		0-1-0		0-0-0		7-2-0												
0-3-0		0-0-0		0-3-0		CONFERENCE		0-0-0		0-0-0		0-0-0												
0-0-0		0-0-0		0-0-0		HOME		0-0-0		0-0-0		0-0-0												
0-3-0		0-0-0		0-3-0		AWAY		0-0-0		0-0-0		0-0-0												
0-0-0		0-0-0		0-0-0		NEUTRAL		0-0-0		0-0-0		0-0-0												
RPI	S	Opponent		Score		RPI	S	Opponent		Score		RPI	S	Opponent		Score		RPI	S	Opponent		Score		
22	H	North Carolina St.		8	11	38	A	North Carolina		0	15	52	N	Marshall		0	8	108	A	Col. of Charleston		2	7	
						40	A	Chattanooga		4	5	63	A	UC Riverside		7	8	178	N	Loyola Marymount		12	3	
						40	A	Chattanooga		4	5	63	A	UC Riverside		2	6	178	N	Loyola Marymount		2	10	
						40	A	Chattanooga		1	3	78	H	Elon		2	6	185	N	UMass Lowell		6	0	
												100	H	Charlotte		5	2	193	N	Bryant		12	2	
																		214	N	Bethune-Cookman		14	11	
																		225	H	George Washington		5	4	
																		225	H	George Washington		5	3	
																		225	N	George Washington		15	13	
																		237	H	Ohio		8	5	
																		242	N	Army		7	9	
																		262	N	Howard		11	1	
																		267	A	N.C. A&T		10	5	
																		271	N	Iona		8	5	
LAST 10 GAMES																								
40	A	Chattanooga		4	5	40	A	Chattanooga		4	5													
40	A	Chattanooga		1	3	193	N	Bryant		12	2													
22	H	North Carolina St.		8	11	63	A	UC Riverside		2	6													
38	A	North Carolina		0	15	178	N	Loyola Marymount		2	10													
78	H	Elon		2	6	178	N	Loyola Marymount		12	3													

Non-Div. I Games:

UNC Greensboro

Average RPI Win:	176	WON-LOST RECORD	WINNING PCT. RANK	LAST 10 GAMES	STRENGTH OF SCHEDULE	OPP. STRENGTH OF SCHEDULE	TEAM RPI	ADJ RPI	CONF. RPI	ADJ CONF. RPI			
DIV. I ONLY		12-8-0	.6	87	7-3-0	207	158	121	.50091	124	6	5	
DIV. I NON-CONF.		10-7-0	.58824	96	5-2-0	170	181	105	.50911	107	5	5	
<hr/>													
TOTALS	RPI 1-25	RPI 26-50		W-L RECORDS		RPI 51-100		RPI 101-150		RPI 150+			
12-8-0	0-0-0	0-2-0		OVERALL		0-2-0		4-2-0		8-2-0			
0-0-0	0-0-0	0-0-0		HOME		0-0-0		0-0-0		0-0-0			
4-4-0	0-0-0	0-1-0		AWAY		0-0-0		2-2-0		2-1-0			
8-4-0	0-0-0	0-1-0		NEUTRAL		0-2-0		2-0-0		6-1-0			
10-7-0	0-0-0	0-2-0		NON-CONFERENCE		0-2-0		4-2-0		6-1-0			
0-0-0	0-0-0	0-0-0		HOME		0-0-0		0-0-0		0-0-0			
2-3-0	0-0-0	0-0-		AWAY		0-0-0		2-2-0		0-0-0			
8-4-0	0-0-0	0-1-0		NEUTRAL		0-2-0		2-0-0		6-1-0			
2-1-0	0-0-0	0-0-0		CONFERENCE		0-0-0		0-0-0		2-1-0			
0-0-0	0-0-0	0-0-0		HOME		0-0-0		0-0-0		0-0-0			
2-1-0	0-0-0	0-0-0		AWAY		0-0-0		0-0-0		2-1-0			
0-0-0	0-0-0	0-0-0		NEUTRAL		0-0-0		0-0-0		0-0-0			
RPI	S	Opponent	Score	RPI	S	Opponent	Score	RPI	S	Opponent	Score		
				41	A	Fresno St.	1 14	70	N	Pittsburgh	2 8		
				41	N	Oregon St.	3 8	99	N	Iowa St.	4 5		
										136	A	UC Santa Barbara	3 5
										136	A	UC Santa Barbara	6 5
										136	N	UC Santa Barbara	12 1
										142	N	Bakersfield	9 4
										144	A	New Mexico	9 6
										144	A	New Mexico	5 10
										158	N	Central Mich.	6 1
										165	A	Indiana	7 8
										165	A	Indiana	10 6
										165	A	Indiana	11 5
										190	N	Toledo	4 2
										204	N	St. Mary's (CA)	3 2
										204	N	St. Mary's (CA)	3 4
										204	N	St. Mary's (CA)	4 0
										221	N	Green Bay	11 5
										246	N	Massachusetts	8 5
<hr/>													
LAST 10 GAMES													
				165	A	Indiana	7 8	165	A	Indiana	10 6		
				165	A	Indiana	11 5	246	N	Massachusetts	8 5		
				99	N	Iowa St.	4 5	221	N	Green Bay	11 5		
				190	N	Toledo	4 2	144	A	New Mexico	9 6		
				158	N	Central Mich.	6 1	144	A	New Mexico	5 10		

Non-Div. I Games:

Rutgers

Average RPI Win:	190	WON-LOST RECORD	WINNING PCT. RANK	LAST 10 GAMES	STRENGTH OF SCHEDULE	OPP. STRENGTH OF SCHEDULE	TEAM RPI	ADJ RPI	CONF. RPI	ADJ CONF. RPI	
DIV. I ONLY		13-16-0	.44828 156	6-4-0	90	121	122	.50037 125	6	5	
DIV. I NON-CONF.		13-13-0	.5 132	6-1-0	117	130	114	.50399 114	5	5	
TOTALS	RPI 1-25	RPI 26-50		W-L RECORDS	RPI 51-100		RPI 101-150		RPI 150+		
13-16-0	0-1-0	0-4-0		OVERALL	1-8-0		3-1-0		9-2-0		
0-0-0	0-0-0	0-0-0		HOME	0-0-0		0-0-0		0-0-0		
3-4-0	0-0-0	0-1-0		AWAY	0-3-0		1-0-0		2-0-0		
10-12-0	0-1-0	0-3-0		NEUTRAL	1-5-0		2-1-0		7-2-0		
13-13-0	0-1-0	0-4-0		NON-CONFERENCE	1-5-0		3-1-0		9-2-0		
0-0-0	0-0-0	0-0-0		HOME	0-0-0		0-0-0		0-0-0		
3-1-0	0-0-0	0-0-		AWAY	0-0-0		1-0-0		2-0-0		
10-12-0	0-1-0	0-3-0		NEUTRAL	1-5-0		2-1-0		7-2-0		
0-3-0	0-0-0	0-0-0		CONFERENCE	0-3-0		0-0-0		0-0-0		
0-0-0	0-0-0	0-0-0		HOME	0-0-0		0-0-0		0-0-0		
0-3-0	0-0-0	0-0-0		AWAY	0-3-0		0-0-0		0-0-0		
0-0-0	0-0-0	0-0-0		NEUTRAL	0-0-0		0-0-0		0-0-0		
RPI S	Opponent	Score	RPI S	Opponent	Score	RPI S	Opponent	Score	RPI S	Opponent	Score
7 N	Oregon	2 10	41 N	Oregon St.	0 5	53 N	New Mexico St.	7 8	106 N	Furman	5 3
			44 N	UAB	7 8	53 N	New Mexico St.	0 5	108 A	Col. of Charleston	7 2
			44 N	UAB	2 3	55 A	Purdue	1 4	144 N	New Mexico	1 3
			50 A	South Fla.	1 3	55 A	Purdue	0 6	150 N	Memphis	14 7
						55 A	Purdue	0 9	158 N	Central Mich.	0 3
						57 N	CSUN	3 4	180 N	Utah Valley	5 9
						83 N	La.-Monroe	8 9	206 N	Seton Hall	9 2
						84 N	Boston College	4 3	207 N	DePaul	9 0
						94 N	Idaho St.	5 9	211 A	A&M-Corpus Christi	4 2
									211 A	A&M-Corpus Christi	5 4
									231 N	South Dakota	4 1
									231 N	South Dakota	6 1
									239 N	Virginia	5 0
									243 N	Marist	6 3
									247 N	Portland St.	2 1
LAST 10 GAMES											
			55 A	Purdue	1 4	55 A	Purdue	0 6			
			55 A	Purdue	0 9	108 A	Col. of Charleston	7 2			
			144 N	New Mexico	1 3	106 N	Furman	5 3			
			150 N	Memphis	14 7	84 N	Boston College	4 3			
			243 N	Marist	6 3	206 N	Seton Hall	9 2			

Non-Div. I Games:

Wisconsin

Average RPI Win:	194	WON-LOST RECORD	WINNING PCT. RANK	LAST 10 GAMES	STRENGTH OF SCHEDULE	OPP. STRENGTH OF SCHEDULE	TEAM RPI	ADJ RPI	CONF. RPI	ADJ CONF. RPI	
DIV. I ONLY	17-9-0	.65385	68	7-3-0	243	165	120	.49993	126	21	21
DIV. I NON-CONF.	15-8-0	.65217	71	5-2-0	260	192	132	.49187	136	22	22
<hr/>											
TOTALS	RPI 1-25	RPI 26-50		W-L RECORDS	RPI 51-100		RPI 101-150		RPI 150+		
17-9-0	0-0-0	0-2-0		OVERALL	3-4-0		0-1-0		14-2-0		
2-1-0	0-0-0	0-0-0		HOME	2-1-0		0-0-0		0-0-0		
3-2-0	0-0-0	0-2-0		AWAY	1-0-0		0-0-0		2-0-0		
12-6-0	0-0-0	0-0-0		NEUTRAL	0-3-0		0-1-0		12-2-0		
<hr/>											
15-8-0	0-0-0	0-2-0		NON-CONFERENCE	1-3-0		0-1-0		14-2-0		
0-0-0	0-0-0	0-0-0		HOME	0-0-0		0-0-0		0-0-0		
3-2-0	0-0-0	0-0-		AWAY	1-0-0		0-0-0		2-0-0		
12-6-0	0-0-0	0-0-0		NEUTRAL	0-3-0		0-1-0		12-2-0		
<hr/>											
2-1-0	0-0-0	0-0-0		CONFERENCE	2-1-0		0-0-0		0-0-0		
2-1-0	0-0-0	0-0-0		HOME	2-1-0		0-0-0		0-0-0		
0-0-0	0-0-0	0-0-0		AWAY	0-0-0		0-0-0		0-0-0		
0-0-0	0-0-0	0-0-0		NEUTRAL	0-0-0		0-0-0		0-0-0		
<hr/>											
RPI S	Opponent	Score	RPI S	Opponent	Score	RPI S	Opponent	Score	RPI S	Opponent	Score
			27 A	Mississippi St.	3 8	66 N	Arkansas	1 4	112 N	Northwestern St.	0 4
			27 A	Mississippi St.	2 3	66 N	Arkansas	3 6	157 N	UT Martin	4 2
						81 A	Kennesaw St.	7 0	160 N	UMKC	6 3
						86 H	Fordham	11 10	161 N	Cleveland St.	4 2
						86 H	Fordham	5 8	165 N	Indiana	2 1
						86 H	Fordham	5 3	172 N	Omaha	0 1
						94 N	Idaho St.	1 6	173 N	Middle Tenn.	9 8
									210 N	Northern Colo.	11 10
									210 N	Northern Colo.	18 0
									238 A	Southeastern La.	10 3
									250 N	Southeast Mo. St.	8 7
									251 N	Belmont	2 6
									252 N	Mississippi Val.	9 1
									254 A	Jackson St.	9 8
									263 N	Northern Ky.	8 0
									274 N	Austin Peay	10 1
									274 N	Austin Peay	13 5
<hr/>											
LAST 10 GAMES											
			86 H	Fordham	5 3	86 H	Fordham	11 10			
			86 H	Fordham	5 8	160 N	UMKC	6 3			
			94 N	Idaho St.	1 6	210 N	Northern Colo.	18 0			
			172 N	Omaha	0 1	161 N	Cleveland St.	4 2			
			210 N	Northern Colo.	11 10	263 N	Northern Ky.	8 0			

Non-Div. I Games:

Saint Louis

Average RPI Win:		202	WON-LOST		WINNING		LAST 10		STRENGTH OF		OPP. STRENGTH		TEAM	ADJ		CONF.	ADJ CONF.							
Average RPI Loss:		59	RECORD		PCT. RANK		GAMES		SCHEDULE		OF SCHEDULE		RPI	RPI		RPI	RPI							
DIV. I ONLY			18-16-0		.52941		118		6-4-0		163		110		127		.49916		127		12		12	
DIV. I NON-CONF.			18-13-0		.58065		101		6-1-0		190		128		116		.50225		119		12		11	
TOTALS		RPI 1-25		RPI 26-50		W-L RECORDS		RPI 51-100		RPI 101-150		RPI 150+												
18-16-0		0-3-0		0-5-0		OVERALL		0-6-0		5-1-0		13-1-0												
5-3-0		0-0-0		0-3-0		HOME		0-0-0		2-0-0		3-0-0												
1-6-0		0-2-0		0-2-0		AWAY		0-2-0		0-0-0		1-0-0												
12-7-0		0-1-0		0-0-0		NEUTRAL		0-4-0		3-1-0		9-1-0												
18-13-0		0-3-0		0-2-0		NON-CONFERENCE		0-6-0		5-1-0		13-1-0												
5-0-0		0-0-0		0-0-0		HOME		0-0-0		2-0-0		3-0-0												
1-6-0		0-2-0		0-0-		AWAY		0-2-0		0-0-0		1-0-0												
12-7-0		0-1-0		0-0-0		NEUTRAL		0-4-0		3-1-0		9-1-0												
0-3-0		0-0-0		0-3-0		CONFERENCE		0-0-0		0-0-0		0-0-0												
0-3-0		0-0-0		0-3-0		HOME		0-0-0		0-0-0		0-0-0												
0-0-0		0-0-0		0-0-0		AWAY		0-0-0		0-0-0		0-0-0												
0-0-0		0-0-0		0-0-0		NEUTRAL		0-0-0		0-0-0		0-0-0												
RPI	S	Opponent		Score		RPI	S	Opponent		Score		RPI	S	Opponent		Score								
9	A	Arizona		3	6	41	H	Fresno St.		0	9	53	A	New Mexico St.		2	8	105	H	Drake		8	4	
13	A	Arizona St.		1	6	41	H	Fresno St.		1	3	53	N	New Mexico St.		3	7	105	H	Drake		6	4	
16	N	Minnesota		5	8	41	H	Fresno St.		2	11	57	A	CSUN		2	6	129	N	Texas Tech		8	2	
						48	A	Texas		4	11	62	N	Nebraska		1	9	137	N	Wichita St.		6	9	
						48	A	Texas		1	4	63	N	UC Riverside		1	7	147	N	Indiana St.		5	2	
												72	N	UTSA		6	7	147	N	Indiana St.		10	6	
																		162	N	Texas-Arlington		7	6	
																		172	H	Omaha		5	4	
																		187	N	UTEP		8	9	
																		193	N	Bryant		8	1	
																		193	N	Bryant		7	1	
																		210	A	Northern Colo.		8	6	
																		229	N	Montana		5	4	
																		232	N	Buffalo		8	0	
																		255	H	Valparaiso		5	4	
																		255	H	Valparaiso		8	3	
																		271	N	Iona		6	0	
																		271	N	Iona		10	2	
																		277	N	IPFW		9	1	
																		277	N	IPFW		10	0	
						LAST 10 GAMES																		
						41	H	Fresno St.		1	3	41	H	Fresno St.		2	11							
						41	H	Fresno St.		0	9	193	N	Bryant		8	1							
						57	A	CSUN		2	6	271	N	Iona		6	0							
						271	N	Iona		10	2	210	A	Northern Colo.		8	6							
						232	N	Buffalo		8	0	255	H	Valparaiso		8	3							

Non-Div. I Games:

Colorado St.

Average RPI Win: 137		WON-LOST	WINNING	LAST 10	STRENGTH OF		OPP. STRENGTH	TEAM	ADJ	CONF.	ADJ CONF.
Average RPI Loss: 77		RECORD	PCT. RANK	GAMES	SCHEDULE		OF SCHEDULE	RPI	RPI	RPI	RPI
DIV. I ONLY		8-19-0	.2963	227	2-8-0		32	70	129	.49908	128
DIV. I NON-CONF.		8-16-0	.33333	199	2-5-0		53	66	144	.49058	140
TOTALS		RPI 1-25	RPI 26-50		W-L RECORDS		RPI 51-100		RPI 101-150		RPI 150+
8-19-0		0-7-0	1-3-0		OVERALL		2-3-0		3-2-0		2-4-0
0-4-0		0-3-0	0-1-0		HOME		0-0-0		0-0-0		0-0-0
2-7-0		0-4-0	1-2-0		AWAY		1-1-0		0-0-0		0-0-0
6-8-0		0-0-0	0-0-0		NEUTRAL		1-2-0		3-2-0		2-4-0
8-16-0		0-4-0	1-3-0		NON-CONFERENCE		2-3-0		3-2-0		2-4-0
0-1-0		0-0-0	0-1-0		HOME		0-0-0		0-0-0		0-0-0
2-7-0		0-4-0	1-0-		AWAY		1-1-0		0-0-0		0-0-0
6-8-0		0-0-0	0-0-0		NEUTRAL		1-2-0		3-2-0		2-4-0
0-3-0		0-3-0	0-0-0		CONFERENCE		0-0-0		0-0-0		0-0-0
0-3-0		0-3-0	0-0-0		HOME		0-0-0		0-0-0		0-0-0
0-0-0		0-0-0	0-0-0		AWAY		0-0-0		0-0-0		0-0-0
0-0-0		0-0-0	0-0-0		NEUTRAL		0-0-0		0-0-0		0-0-0
RPI S	Opponent	Score	RPI S	Opponent	Score	RPI S	Opponent	Score	RPI S	Opponent	Score
12 A	UCLA	2 9	27 A	Mississippi St.	8 9	89 N	Louisiana Tech	2 3	103 N	Murray St.	3 5
12 A	UCLA	0 14	27 A	Mississippi St.	4 3	95 N	UC Davis	5 4	139 N	Ga. Southern	14 10
16 H	Minnesota	1 11	49 H	North Dakota St.	0 3	95 N	UC Davis	1 3	144 N	New Mexico	12 4
16 H	Minnesota	2 3	50 A	South Fla.	2 5	97 A	Houston	10 7	144 N	New Mexico	4 12
16 H	Minnesota	2 14				97 A	Houston	2 12	146 N	East Carolina	7 6
19 A	Georgia	3 11							157 N	UT Martin	5 6
19 A	Georgia	0 5							168 N	Winthrop	1 5
									169 N	Providence	5 8
									184 N	Lamar	6 5
									211 N	A&M-Corpus Christi	4 6
									264 N	Coppin St.	13 0
LAST 10 GAMES											
16 H	Minnesota	1 11	16 H	Minnesota	2 3						
16 H	Minnesota	2 14	95 N	UC Davis	1 3						
49 H	North Dakota St.	0 3	12 A	UCLA	0 14						
169 N	Providence	5 8	95 N	UC Davis	5 4						
12 A	UCLA	2 9	146 N	East Carolina	7 6						

Non-Div. I Games:

Illinois

Average RPI Win: 165		WON-LOST RECORD		WINNING PCT. RANK		LAST 10 GAMES		STRENGTH OF SCHEDULE		OPP. STRENGTH OF SCHEDULE		TEAM RPI		ADJ RPI		CONF. RPI		ADJ CONF. RPI	
DIV. I ONLY		16-17-0		.48485 141		5-5-0		134		163		134		.49801 129		3		3	
DIV. I NON-CONF.		16-17-0		.48485 142		5-5-0		128		166		134		.49801 122		3		3	
TOTALS		RPI 1-25		RPI 26-50		W-L RECORDS		RPI 51-100		RPI 101-150		RPI 150+							
16-17-0		0-2-0		0-0-0		OVERALL		5-8-0		0-3-0		11-4-0							
6-3-0		0-0-0		0-0-0		HOME		1-1-0		0-0-0		5-2-0							
4-7-0		0-2-0		0-0-0		AWAY		2-3-0		0-0-0		2-2-0							
6-7-0		0-0-0		0-0-0		NEUTRAL		2-4-0		0-3-0		4-0-0							
16-17-0		0-2-0		0-0-0		NON-CONFERENCE		5-8-0		0-3-0		11-4-0							
6-3-0		0-0-0		0-0-0		HOME		1-1-0		0-0-0		5-2-0							
4-7-0		0-2-0		0-0-		AWAY		2-3-0		0-0-0		2-2-0							
6-7-0		0-0-0		0-0-0		NEUTRAL		2-4-0		0-3-0		4-0-0							
0-0-0		0-0-0		0-0-0		CONFERENCE		0-0-0		0-0-0		0-0-0							
0-0-0		0-0-0		0-0-0		HOME		0-0-0		0-0-0		0-0-0							
0-0-0		0-0-0		0-0-0		AWAY		0-0-0		0-0-0		0-0-0							
0-0-0		0-0-0		0-0-0		NEUTRAL		0-0-0		0-0-0		0-0-0							
RPI	S	Opponent		Score		RPI	S	Opponent		Score		RPI	S	Opponent		Score			
21	A	Washington		1	7			53	A	New Mexico St.		5	3	105	N	Drake		0	12
21	A	Washington		5	8			62	N	Nebraska		3	11	127	N	Colorado St.		2	8
								71	A	Texas St.		0	2	150	N	Memphis		9	12
								71	A	Texas St.		0	3	157	H	UT Martin		13	9
								71	A	Texas St.		5	2	157	H	UT Martin		3	4
								72	N	UTSA		7	2	160	N	UMKC		9	6
								72	N	UTSA		9	5	162	A	Texas-Arlington		10	6
								72	N	UTSA		7	13	162	H	Texas-Arlington		13	5
								76	A	McNeese St.		0	5	180	H	Utah Valley		5	6
								76	N	McNeese St.		4	5	180	H	Utah Valley		8	5
								92	H	Tulsa		10	2	187	A	UTEP		7	9
								92	H	Tulsa		1	11	187	A	UTEP		3	5
								98	N	Grand Canyon		4	7	207	N	DePaul		9	1
														224	A	Seattle		8	4
														229	N	Montana		8	5
														252	H	Mississippi Val.		16	4
														252	H	Mississippi Val.		8	0
														293	N	Prairie View		12	0
LAST 10 GAMES																			
		21	A	Washington		5	8	21	A	Washington		1	7						
		224	A	Seattle		8	4	92	H	Tulsa		1	11						
		252	H	Mississippi Val.		16	4	187	A	UTEP		3	5						
		92	H	Tulsa		10	2	187	A	UTEP		7	9						
		252	H	Mississippi Val.		8	0	162	H	Texas-Arlington		13	5						

Non-Div. I Games:

Texas Tech

Average RPI Win:		182	WON-LOST RECORD		WINNING PCT. RANK		LAST 10 GAMES		STRENGTH OF SCHEDULE		OPP. STRENGTH OF SCHEDULE		TEAM RPI		ADJ RPI		CONF. RPI		ADJ CONF. RPI	
DIV. I ONLY			11-10-1		.52273 120		8-2-0		158		119		128		.49794 130		16		16	
DIV. I NON-CONF.			5-10-1		.34375 197		2-2-0		104		124		171		.46928 171		14		14	
TOTALS		RPI 1-25		RPI 26-50		W-L RECORDS		RPI 51-100		RPI 101-150		RPI 150+								
11-10-1		0-1-0		0-4-0		OVERALL		0-2-0		4-2-0		7-1-1								
6-0-0		0-0-0		0-0-0		HOME		0-0-0		3-0-0		3-0-0								
0-2-0		0-0-0		0-0-0		AWAY		0-1-0		0-1-0		0-0-0								
5-8-1		0-1-0		0-4-0		NEUTRAL		0-1-0		1-1-0		4-1-1								
5-10-1		0-1-0		0-4-0		NON-CONFERENCE		0-2-0		1-2-0		4-1-1								
0-0-0		0-0-0		0-0-0		HOME		0-0-0		0-0-0		0-0-0								
0-2-0		0-0-0		0-0-		AWAY		0-1-0		0-1-0		0-0-0								
5-8-1		0-1-0		0-4-0		NEUTRAL		0-1-0		1-1-0		4-1-1								
6-0-0		0-0-0		0-0-0		CONFERENCE		0-0-0		3-0-0		3-0-0								
6-0-0		0-0-0		0-0-0		HOME		0-0-0		3-0-0		3-0-0								
0-0-0		0-0-0		0-0-0		AWAY		0-0-0		0-0-0		0-0-0								
0-0-0		0-0-0		0-0-0		NEUTRAL		0-0-0		0-0-0		0-0-0								
RPI	S	Opponent		Score		RPI	S	Opponent		Score		RPI	S	Opponent		Score				
20	N	Kentucky		2	5	43	N	Ohio St.		4	7	75	A	Lipscomb		2	3			
						43	N	Ohio St.		2	7	85	N	IUPUI		6	7			
						45	N	BYU		0	8									
						45	N	BYU		1	8									

Average RPI Win:		125	WON-LOST RECORD		WINNING PCT. RANK		LAST 10 GAMES		STRENGTH OF SCHEDULE		OPP. STRENGTH OF SCHEDULE		TEAM RPI		ADJ RPI		CONF. RPI		ADJ CONF. RPI				
DIV. I ONLY			10-24-0		.29412 228		3-7-0		37		40		130		.49773 131		15		15				
DIV. I NON-CONF.			10-24-0		.29412 225		3-7-0		27		36		124		.49773 123		16		16				
TOTALS		RPI 1-25		RPI 26-50				W-L RECORDS				RPI 51-100				RPI 101-150				RPI 150+			
10-24-0		1-6-0		0-5-0				OVERALL				4-8-0				1-3-0				4-2-0			
3-9-0		0-1-0		0-2-0				HOME				2-4-0				0-1-0				1-1-0			
2-4-0		0-0-0		0-1-0				AWAY				0-2-0				1-1-0				1-0-0			
5-11-0		1-5-0		0-2-0				NEUTRAL				2-2-0				0-1-0				2-1-0			
10-24-0		1-6-0		0-5-0				NON-CONFERENCE				4-8-0				1-3-0				4-2-0			
3-9-0		0-1-0		0-2-0				HOME				2-4-0				0-1-0				1-1-0			
2-4-0		0-0-0		0-0-				AWAY				0-2-0				1-1-0				1-0-0			
5-11-0		1-5-0		0-2-0				NEUTRAL				2-2-0				0-1-0				2-1-0			
0-0-0		0-0-0		0-0-0				CONFERENCE				0-0-0				0-0-0				0-0-0			
0-0-0		0-0-0		0-0-0				HOME				0-0-0				0-0-0				0-0-0			
0-0-0		0-0-0		0-0-0				AWAY				0-0-0				0-0-0				0-0-0			
0-0-0		0-0-0		0-0-0				NEUTRAL				0-0-0				0-0-0				0-0-0			
RPI	S	Opponent		Score		RPI	S	Opponent		Score		RPI	S	Opponent		Score		RPI	S	Opponent		Score	
4	N	Auburn		1	4	30	N	San Diego St.		2	4	57	H	CSUN		0	4	104	N	Creighton		0	2
5	N	Alabama		0	10	41	A	Fresno St.		0	1	57	H	CSUN		2	7	132	H	UConn		4	7
5	N	Alabama		0	13	41	N	Oregon St.		0	13	63	N	UC Riverside		1	0	142	A	Bakersfield		8	0
7	N	Oregon		7	9	49	H	North Dakota St.		2	8	73	A	Stanford		5	9	142	A	Bakersfield		0	2
16	N	Minnesota		1	8	49	H	North Dakota St.		1	5	77	H	Penn St.		1	2	155	A	Sacramento St.		8	6
21	H	Washington		0	9							77	H	Penn St.		2	1	169	N	Providence		4	5
25	N	Baylor		6	3							86	N	Fordham		3	4	175	N	South Dakota St.		10	0
												88	N	Cal Poly		6	3	199	N	Bradley		9	1
												88	N	Cal Poly		0	6	229	H	Montana		7	6
												95	A	UC Davis		1	10	229	H	Montana		2	6
												98	H	Grand Canyon		1	5						
												98	H	Grand Canyon		3	2						
LAST 10 GAMES																							
132	H	UConn		4	7	57	H	CSUN		2	7												
98	H	Grand Canyon		3	2	16	N	Minnesota		1	8												
57	H	CSUN		0	4	41	A	Fresno St.		0	1												
98	H	Grand Canyon		1	5	175	N	South Dakota St.		10	0												
169	N	Providence		4	5	77	H	Penn St.		2	1												

Non-Div. I Games:

Pacific

Average RPI Win:		114	WON-LOST RECORD		WINNING PCT. RANK		LAST 10 GAMES		STRENGTH OF SCHEDULE		OPP. STRENGTH OF SCHEDULE		TEAM RPI		ADJ RPI		CONF. RPI		ADJ CONF. RPI	
DIV. I ONLY			10-17-0		.37037 188		3-7-0		75		62		135		.49722 132		9		8	
DIV. I NON-CONF.			10-17-0		.37037 184		3-7-0		68		56		135		.49722 125		8		8	
TOTALS		RPI 1-25		RPI 26-50		W-L RECORDS		RPI 51-100		RPI 101-150		RPI 150+								
10-17-0		0-1-0		2-2-0		OVERALL		3-9-0		3-1-0		2-4-0								
0-0-0		0-0-0		0-0-0		HOME		0-0-0		0-0-0		0-0-0								
3-2-0		0-0-0		1-0-0		AWAY		0-2-0		2-0-0		0-0-0								
7-15-0		0-1-0		1-2-0		NEUTRAL		3-7-0		1-1-0		2-4-0								
10-17-0		0-1-0		2-2-0		NON-CONFERENCE		3-9-0		3-1-0		2-4-0								
0-0-0		0-0-0		0-0-0		HOME		0-0-0		0-0-0		0-0-0								
3-2-0		0-0-0		1-0-		AWAY		0-2-0		2-0-0		0-0-0								
7-15-0		0-1-0		1-2-0		NEUTRAL		3-7-0		1-1-0		2-4-0								
0-0-0		0-0-0		0-0-0		CONFERENCE		0-0-0		0-0-0		0-0-0								
0-0-0		0-0-0		0-0-0		HOME		0-0-0		0-0-0		0-0-0								
0-0-0		0-0-0		0-0-0		AWAY		0-0-0		0-0-0		0-0-0								
0-0-0		0-0-0		0-0-0		NEUTRAL		0-0-0		0-0-0		0-0-0								
RPI	S	Opponent		Score		RPI	S	Opponent		Score		RPI	S	Opponent		Score				
9	N	Arizona		0	12	30	A	San Diego St.		11	4	53	N	New Mexico St.		4	5			
						36	N	SIUE		2	1	57	N	CSUN		0	8			
						43	N	Ohio St.		1	5	57	N	CSUN		1	7			
						45	N	BYU		1	4	58	N	Samford		4	8			
												61	A	Troy		0	10			
												61	A	Troy		5	6			
												67	N	UNLV		3	2			
												71	N	Texas St.		0	9			
												71	N	Texas St.		1	7			
												81	N	Kennesaw St.		4	2			
												98	N	Grand Canyon		5	3			
												98	N	Grand Canyon		2	11			
LAST 10 GAMES																				
131	A	Pacific		7	4	98	N	Grand Canyon		5	3									
57	N	CSUN		0	8	30	A	San Diego St.		11	4									
98	N	Grand Canyon		2	11	119	N	San Diego		1	2									
57	N	CSUN		1	7	53	N	New Mexico St.		4	5									
9	N	Arizona		0	12	45	N	BYU		1	4									

Non-Div. I Games:

UConn

Average RPI Win:		174	WON-LOST RECORD		WINNING PCT. RANK		LAST 10 GAMES		STRENGTH OF SCHEDULE		OPP. STRENGTH OF SCHEDULE		TEAM RPI		ADJ RPI		CONF. RPI		ADJ CONF. RPI				
DIV. I ONLY			5-11-0		.3125	218	4-6-0		34		129		131		.49618		133	27		27			
DIV. I NON-CONF.			5-11-0		.3125	214	4-6-0		25		131		131		.49618		128	27		27			
TOTALS		RPI 1-25		RPI 26-50			W-L RECORDS			RPI 51-100			RPI 101-150			RPI 150+							
5-11-0		1-1-0		0-4-0			OVERALL			0-2-0			0-2-0			4-2-0							
0-0-0		0-0-0		0-0-0			HOME			0-0-0			0-0-0			0-0-0							
1-5-0		0-0-0		0-4-0			AWAY			0-0-0			0-1-0			1-0-0							
4-6-0		1-1-0		0-0-0			NEUTRAL			0-2-0			0-1-0			3-2-0							
5-11-0		1-1-0		0-4-0			NON-CONFERENCE			0-2-0			0-2-0			4-2-0							
0-0-0		0-0-0		0-0-0			HOME			0-0-0			0-0-0			0-0-0							
1-5-0		0-0-0		0-0-			AWAY			0-0-0			0-1-0			1-0-0							
4-6-0		1-1-0		0-0-0			NEUTRAL			0-2-0			0-1-0			3-2-0							
0-0-0		0-0-0		0-0-0			CONFERENCE			0-0-0			0-0-0			0-0-0							
0-0-0		0-0-0		0-0-0			HOME			0-0-0			0-0-0			0-0-0							
0-0-0		0-0-0		0-0-0			AWAY			0-0-0			0-0-0			0-0-0							
0-0-0		0-0-0		0-0-0			NEUTRAL			0-0-0			0-0-0			0-0-0							
RPI	S	Opponent		Score		RPI	S	Opponent		Score		RPI	S	Opponent		Score		RPI	S	Opponent		Score	
4	N	Auburn		3	6	28	A	Hofstra		0	1	52	N	Marshall		0	1	108	A	Col. of Charleston		1	2
4	N	Auburn		4	2	48	A	Texas		0	1	52	N	Marshall		0	9	114	N	Jacksonville		2	4
						48	A	Texas		1	7							156	N	Liberty		4	5
						50	A	South Fla.		0	5							174	A	St. John's (NY)		5	2
																		184	N	Lamar		5	4
																		184	N	Lamar		2	6
																		213	N	Loyola Chicago		5	0
																		294	N	South Carolina St.		9	0
LAST 10 GAMES																							
						28	A	Hofstra		0	1	174	A	St. John's (NY)		5	2						
						114	N	Jacksonville		2	4	156	N	Liberty		4	5						
						294	N	South Carolina St.		9	0	48	A	Texas		1	7						
						213	N	Loyola Chicago		5	0	184	N	Lamar		5	4						
						108	A	Col. of Charleston		1	2	48	A	Texas		0	1						

Non-Div. I Games:

Dartmouth

Average RPI Win:	159	WON-LOST RECORD	WINNING PCT. RANK	LAST 10 GAMES	STRENGTH OF SCHEDULE	OPP. STRENGTH OF SCHEDULE	TEAM RPI	ADJ RPI	CONF. RPI	ADJ CONF. RPI					
DIV. I ONLY		12-14-0	.46154	149	5-5-0	136	100	136	.49502	134	4	4			
DIV. I NON-CONF.		12-11-0	.52174	127	5-3-0	192	108	143	.49254	135	4	4			
<hr/>															
TOTALS	RPI 1-25	RPI 26-50		W-L RECORDS		RPI 51-100		RPI 101-150		RPI 150+					
12-14-0	0-1-0	2-3-0		OVERALL		1-2-0		1-3-0		8-5-0					
0-0-0	0-0-0	0-0-0		HOME		0-0-0		0-0-0		0-0-0					
0-5-0	0-0-0	0-3-0		AWAY		0-0-0		0-2-0		0-0-0					
12-9-0	0-1-0	2-0-0		NEUTRAL		1-2-0		1-1-0		8-5-0					
12-11-0	0-1-0	2-0-0		NON-CONFERENCE		1-2-0		1-3-0		8-5-0					
0-0-0	0-0-0	0-0-0		HOME		0-0-0		0-0-0		0-0-0					
0-2-0	0-0-0	0-0-		AWAY		0-0-0		0-2-0		0-0-0					
12-9-0	0-1-0	2-0-0		NEUTRAL		1-2-0		1-1-0		8-5-0					
0-3-0	0-0-0	0-3-0		CONFERENCE		0-0-0		0-0-0		0-0-0					
0-0-0	0-0-0	0-0-0		HOME		0-0-0		0-0-0		0-0-0					
0-3-0	0-0-0	0-3-0		AWAY		0-0-0		0-0-0		0-0-0					
0-0-0	0-0-0	0-0-0		NEUTRAL		0-0-0		0-0-0		0-0-0					
RPI	S	Opponent	Score	RPI	S	Opponent	Score	RPI	S	Opponent	Score				
15	N	Texas A&M	1 9	29	N	Northwestern	2 1	58	N	Samford	5 6	114	A	Jacksonville	6 8
				39	A	Virginia Tech	0 2	68	N	Long Beach St.	2 4	114	A	Jacksonville	4 5
				39	A	Virginia Tech	2 10	80	N	Towson	3 0	138	N	Miami (OH)	4 6
				39	A	Virginia Tech	0 2					149	N	Western Ill.	4 3
				40	N	Chattanooga	4 2					151	N	Maine	0 4
												153	N	Akron	1 2
												153	N	Akron	3 4
												158	N	Central Mich.	3 2
												158	N	Penn	2 0
												158	N	Penn	8 10
												178	N	Loyola Marymount	4 3
												186	N	Nevada	6 0
												190	N	Toledo	0 2
												205	N	Ill.-Chicago	10 1
												214	N	Bethune-Cookman	5 4
												220	N	Yale	5 1
												287	N	Hartford	2 1
				LAST 10 GAMES											
				40	N	Chattanooga	4 2	80	N	Towson	3 0				
				287	N	Hartford	2 1	158	N	Penn	8 10				
				190	N	Toledo	0 2	158	N	Penn	2 0				
				151	N	Maine	0 4	39	A	Virginia Tech	0 2				
				220	N	Yale	5 1	39	A	Virginia Tech	2 10				

Non-Div. I Games:

Syracuse

Average RPI Win: 188		WON-LOST	WINNING	LAST 10	STRENGTH OF		OPP. STRENGTH	TEAM	ADJ	CONF.	ADJ CONF.
Average RPI Loss: 131		RECORD	PCT. RANK	GAMES	SCHEDULE		OF SCHEDULE	RPI	RPI	RPI	RPI
DIV. I ONLY		13-11-0	.54167	112	6-4-0		169	199	133	.4948	135
DIV. I NON-CONF.		10-10-0	.5	132	3-3-0		119	223	126	.49696	126
TOTALS		RPI 1-25	RPI 26-50		W-L RECORDS		RPI 51-100		RPI 101-150		RPI 150+
13-11-0		0-0-0	0-2-0		OVERALL		2-1-0		0-3-0		11-5-0
6-2-0		0-0-0	0-0-0		HOME		0-0-0		0-0-0		6-2-0
0-2-0		0-0-0	0-2-0		AWAY		0-0-0		0-0-0		0-0-0
7-7-0		0-0-0	0-0-0		NEUTRAL		2-1-0		0-3-0		5-3-0
10-10-0		0-0-0	0-2-0		NON-CONFERENCE		2-1-0		0-3-0		8-4-0
3-1-0		0-0-0	0-0-0		HOME		0-0-0		0-0-0		3-1-0
0-2-0		0-0-0	0-0-		AWAY		0-0-0		0-0-0		0-0-0
7-7-0		0-0-0	0-0-0		NEUTRAL		2-1-0		0-3-0		5-3-0
3-1-0		0-0-0	0-0-0		CONFERENCE		0-0-0		0-0-0		3-1-0
3-1-0		0-0-0	0-0-0		HOME		0-0-0		0-0-0		3-1-0
0-0-0		0-0-0	0-0-0		AWAY		0-0-0		0-0-0		0-0-0
0-0-0		0-0-0	0-0-0		NEUTRAL		0-0-0		0-0-0		0-0-0
RPI S	Opponent	Score	RPI S	Opponent	Score	RPI S	Opponent	Score	RPI S	Opponent	Score
			32 A	South Carolina	6 9	64 N	Lehigh	0 4	104 N	Creighton	0 3
			34 A	Georgia St.	2 9	69 N	Saint Francis (PA)	3 0	108 N	Col. of Charleston	0 8
						69 N	Saint Francis (PA)	8 0	110 N	Appalachian St.	2 3
									153 N	Akron	6 5
									174 N	St. John's (NY)	7 8
									188 N	Bucknell	0 8
									189 H	East Tenn. St.	6 4
									189 H	East Tenn. St.	4 5
									189 N	East Tenn. St.	6 5
									194 H	Gardner-Webb	3 0
									194 H	Gardner-Webb	7 12
									198 H	UNCW	8 0
									198 H	UNCW	3 2
									200 H	Radford	6 5
									200 H	Radford	8 0
									208 N	Sacred Heart	6 0
									245 N	Florida A&M	2 3
									279 N	Mt. St. Mary's	8 0
									292 N	UMES	12 2
			LAST 10 GAMES								
			200 H	Radford	6 5	200 H	Radford	8 0			
			194 H	Gardner-Webb	3 0	189 H	East Tenn. St.	6 4			
			194 H	Gardner-Webb	7 12	189 H	East Tenn. St.	4 5			
			198 H	UNCW	3 2	104 N	Creighton	0 3			
			198 H	UNCW	8 0	188 N	Bucknell	0 8			

Non-Div. I Games:

Presbyterian

Average RPI Win:		170	WON-LOST RECORD		WINNING PCT. RANK	LAST 10 GAMES	STRENGTH OF SCHEDULE		OPP. STRENGTH OF SCHEDULE	TEAM RPI	ADJ RPI	CONF. RPI	ADJ CONF. RPI				
Average RPI Loss:		80															
DIV. I ONLY			11-20-0		.35484	197	5-5-0		52	136	132	.49421	136	7	7		
DIV. I NON-CONF.			11-20-0		.35484	188	5-5-0		40	136	133	.49421	132	7	7		
TOTALS		RPI 1-25		RPI 26-50		W-L RECORDS		RPI 51-100		RPI 101-150		RPI 150+					
11-20-0		0-2-0		0-7-0		OVERALL		1-6-0		4-3-0		6-2-0					
3-4-0		0-0-0		0-0-0		HOME		0-2-0		3-1-0		0-1-0					
1-2-0		0-0-0		0-1-0		AWAY		0-1-0		0-0-0		1-0-0					
7-14-0		0-2-0		0-6-0		NEUTRAL		1-3-0		1-2-0		5-1-0					
11-20-0		0-2-0		0-7-0		NON-CONFERENCE		1-6-0		4-3-0		6-2-0					
3-4-0		0-0-0		0-0-0		HOME		0-2-0		3-1-0		0-1-0					
1-2-0		0-0-0		0-0-		AWAY		0-1-0		0-0-0		1-0-0					
7-14-0		0-2-0		0-6-0		NEUTRAL		1-3-0		1-2-0		5-1-0					
0-0-0		0-0-0		0-0-0		CONFERENCE		0-0-0		0-0-0		0-0-0					
0-0-0		0-0-0		0-0-0		HOME		0-0-0		0-0-0		0-0-0					
0-0-0		0-0-0		0-0-0		AWAY		0-0-0		0-0-0		0-0-0					
0-0-0		0-0-0		0-0-0		NEUTRAL		0-0-0		0-0-0		0-0-0					
RPI	S	Opponent		Score		RPI	S	Opponent		Score		RPI	S	Opponent		Score	
11	N	California		1	5	29	N	Northwestern		4	13	51	N	Ole Miss		3	2
15	N	Texas A&M		0	7	31	N	Utah		0	2	67	A	UNLV		3	6
						41	A	Fresno St.		2	7	67	N	UNLV		10	18
						41	N	Oregon St.		5	14	70	H	Pittsburgh		0	6
						41	N	Oregon St.		0	13	70	H	Pittsburgh		4	5
						45	N	BYU		4	16	97	N	Houston		10	12
						48	N	Texas		0	15	99	N	Iowa St.		8	16

Average RPI Win: 162		WON-LOST	WINNING	LAST 10	STRENGTH OF		OPP. STRENGTH	TEAM	ADJ	CONF.	ADJ CONF.
Average RPI Loss: 97		RECORD	PCT. RANK	GAMES	SCHEDULE		OF SCHEDULE	RPI	RPI	RPI	RPI
DIV. I ONLY		16-15-0	.51613	126	4-6-0		194	86	139	.49254	137
DIV. I NON-CONF.		15-10-0	.6	90	3-1-0		165	76	95	.52358	92
TOTALS		RPI 1-25	RPI 26-50		W-L RECORDS		RPI 51-100		RPI 101-150		RPI 150+
16-15-0	0-3-0	1-3-0		OVERALL		3-1-0		3-6-0		9-2-0	
4-3-0	0-1-0	0-0-0		HOME		2-0-0		1-2-0		1-0-0	
3-5-0	0-1-0	1-1-0		AWAY		0-0-0		1-3-0		1-0-0	
9-7-0	0-1-0	0-2-0		NEUTRAL		1-1-0		1-1-0		7-2-0	
15-10-0	0-3-0	1-3-0		NON-CONFERENCE		3-1-0		2-1-0		9-2-0	
3-1-0	0-1-0	0-0-0		HOME		2-0-0		0-0-0		1-0-0	
3-2-0	0-1-0	1-0-		AWAY		0-0-0		1-0-0		1-0-0	
9-7-0	0-1-0	0-2-0		NEUTRAL		1-1-0		1-1-0		7-2-0	
1-5-0	0-0-0	0-0-0		CONFERENCE		0-0-0		1-5-0		0-0-0	
1-2-0	0-0-0	0-0-0		HOME		0-0-0		1-2-0		0-0-0	
0-3-0	0-0-0	0-0-0		AWAY		0-0-0		0-3-0		0-0-0	
0-0-0	0-0-0	0-0-0		NEUTRAL		0-0-0		0-0-0		0-0-0	
RPI S	Opponent	Score	RPI S	Opponent	Score	RPI S	Opponent	Score	RPI S	Opponent	Score
12 N	UCLA	0 11	44 N	UAB	2 5	62 H	Nebraska	10 4	109 N	FIU	5 6
23 H	Oklahoma	2 8	47 N	Cal St. Fullerton	0 10	62 H	Nebraska	7 1	127 N	Colorado St.	9 6
25 A	Baylor	4 7	48 A	Texas	6 4	71 N	Texas St.	3 4	130 A	Southern Ill.	3 4
			48 A	Texas	4 10	73 N	Stanford	6 4	130 A	Southern Ill.	6 7
									130 A	Southern Ill.	6 7
									145 A	Oklahoma St.	11 8
									147 H	Indiana St.	2 9
									147 H	Indiana St.	6 2
									147 H	Indiana St.	1 2
									167 N	Stephen F. Austin	2 1
									167 N	Stephen F. Austin	3 6
									180 N	Utah Valley	8 3
									202 N	Villanova	2 0
									211 N	A&M-Corpus Christi	3 2
									211 N	A&M-Corpus Christi	9 8
									222 N	Boise St.	4 2
									223 N	Harvard	0 8
									231 A	South Dakota	14 5
									231 H	South Dakota	12 3
									277 N	IPFW	14 0
			LAST 10 GAMES								
			130 A	Southern Ill.	3 4	130 A	Southern Ill.	6 7			
			130 A	Southern Ill.	6 7	147 H	Indiana St.	2 9			
			23 H	Oklahoma	2 8	145 A	Oklahoma St.	11 8			
			147 H	Indiana St.	6 2	62 H	Nebraska	10 4			
			147 H	Indiana St.	1 2	231 A	South Dakota	14 5			

Non-Div. I Games:

Wichita St.

Average RPI Win:		201	WON-LOST		WINNING		LAST 10		STRENGTH OF		OPP. STRENGTH		TEAM		ADJ		CONF.		ADJ CONF.	
Average RPI Loss:		99	RECORD		PCT. RANK		GAMES		SCHEDULE		OF SCHEDULE		RPI		RPI		RPI		RPI	
DIV. I ONLY			15-10-0		.6	87	7-3-0		237		153		137		.49091	138	19	19		
DIV. I NON-CONF.			15-10-0		.6	90	7-3-0		240		154		138		.49091	138	18	18		
TOTALS		RPI 1-25		RPI 26-50		W-L RECORDS		RPI 51-100		RPI 101-150		RPI 150+								
15-10-0		0-1-0		0-3-0		OVERALL		2-3-0		2-0-0		11-3-0								
4-3-0		0-0-0		0-1-0		HOME		0-1-0		0-0-0		4-1-0								
6-3-0		0-1-0		0-0-0		AWAY		2-1-0		0-0-0		4-1-0								
5-4-0		0-0-0		0-2-0		NEUTRAL		0-1-0		2-0-0		3-1-0								
15-10-0		0-1-0		0-3-0		NON-CONFERENCE		2-3-0		2-0-0		11-3-0								
4-3-0		0-0-0		0-1-0		HOME		0-1-0		0-0-0		4-1-0								
6-3-0		0-1-0		0-0-		AWAY		2-1-0		0-0-0		4-1-0								
5-4-0		0-0-0		0-2-0		NEUTRAL		0-1-0		2-0-0		3-1-0								
0-0-0		0-0-0		0-0-0		CONFERENCE		0-0-0		0-0-0		0-0-0								
0-0-0		0-0-0		0-0-0		HOME		0-0-0		0-0-0		0-0-0								
0-0-0		0-0-0		0-0-0		AWAY		0-0-0		0-0-0		0-0-0								
0-0-0		0-0-0		0-0-0		NEUTRAL		0-0-0		0-0-0		0-0-0								
RPI	S	Opponent		Score		RPI	S	Opponent		Score		RPI	S	Opponent		Score				
21	A	Washington		1	15	27	N	Mississippi St.		1	3	58	N	Samford		0	5			
						43	N	Ohio St.		3	8	80	A	Towson		4	8			
						46	H	Louisville		1	8	91	H	Dayton		2	5			
												99	A	Iowa St.		5	3			
												99	A	Iowa St.		9	4			
												134	N	Syracuse		6	4			
												149	N	Western Ill.		7	0			
												165	N	Indiana		3	2			
												192	H	Robert Morris		0	1			
												205	N	Ill.-Chicago		0	6			
												213	N	Loyola Chicago		4	3			
												218	H	North Dakota		5	4			
												218	H	North Dakota		4	2			
												218	N	North Dakota		9	7			
												224	A	Seattle		4	2			
												224	A	Seattle		1	4			
												224	A	Seattle		8	5			
												230	H	Oakland		5	2			
												274	A	Austin Peay		9	0			
												274	A	Austin Peay		13	2			
												281	H	Detroit		14	3			
LAST 10 GAMES						LAST 10 GAMES														
						99	A	Iowa St.		5	3	99	A	Iowa St.		9	4			
						46	H	Louisville		1	8	192	H	Robert Morris		0	1			
						218	H	North Dakota		5	4	281	H	Detroit		14	3			
						218	H	North Dakota		4	2	230	H	Oakland		5	2			
						91	H	Dayton		2	5	224	A	Seattle		8	5			

Non-Div. I Games:

Miami (OH)

Average RPI Win:		154	WON-LOST RECORD		WINNING PCT. RANK		LAST 10 GAMES		STRENGTH OF SCHEDULE		OPP. STRENGTH OF SCHEDULE		TEAM RPI		ADJ RPI		CONF. RPI		ADJ CONF. RPI	
DIV. I ONLY			8-21-0		.27586 235		4-6-0		33		92		140		.48939 139		5		6	
DIV. I NON-CONF.			7-13-0		.35 191		3-0-0		44		79		129		.4955 131		6		6	
TOTALS		RPI 1-25		RPI 26-50		W-L RECORDS		RPI 51-100		RPI 101-150		RPI 150+								
8-21-0		0-7-0		1-2-0		OVERALL		0-5-0		3-4-0		4-3-0								
2-10-0		0-0-0		0-1-0		HOME		0-5-0		1-3-0		1-1-0								
2-8-0		0-5-0		1-1-0		AWAY		0-0-0		0-0-0		1-2-0								
4-3-0		0-2-0		0-0-0		NEUTRAL		0-0-0		2-1-0		2-0-0								
7-13-0		0-4-0		1-2-0		NON-CONFERENCE		0-2-0		3-4-0		3-1-0								
2-7-0		0-0-0		0-1-0		HOME		0-2-0		1-3-0		1-1-0								
1-3-0		0-2-0		1-0-		AWAY		0-0-0		0-0-0		0-0-0								
4-3-0		0-2-0		0-0-0		NEUTRAL		0-0-0		2-1-0		2-0-0								
1-8-0		0-3-0		0-0-0		CONFERENCE		0-3-0		0-0-0		1-2-0								
0-3-0		0-0-0		0-0-0		HOME		0-3-0		0-0-0		0-0-0								
1-5-0		0-3-0		0-0-0		AWAY		0-0-0		0-0-0		1-2-0								
0-0-0		0-0-0		0-0-0		NEUTRAL		0-0-0		0-0-0		0-0-0								
RPI	S	Opponent		Score		RPI	S	Opponent		Score		RPI	S	Opponent		Score				
6	A	Florida St.		0	4	38	H	North Carolina		0	9	71	H	Texas St.		2	10			
6	A	Florida St.		0	8	48	A	Texas		3	1	71	H	Texas St.		1	4			
14	A	La.-Lafayette		1	12	50	A	South Fla.		2	3	71	H	Texas St.		3	5			
14	A	La.-Lafayette		2	8							84	H	Boston College		3	6			
14	A	La.-Lafayette		0	9							91	H	Dayton		1	3			
20	N	Kentucky		0	10															
20	N	Kentucky		0	9															

Non-Div. I Games:

Ga. Southern

[illegible]

Non-Div. I Games:

Charleston So.

Average RPI Win:		214	WON-LOST RECORD		WINNING PCT. RANK		LAST 10 GAMES		STRENGTH OF SCHEDULE		OPP. STRENGTH OF SCHEDULE		TEAM RPI		ADJ RPI		CONF. RPI		ADJ CONF. RPI				
DIV. I ONLY			13-16-0		.44828 156		4-6-0		148		90		144		.48803 141		23		23				
DIV. I NON-CONF.			9-14-0		.3913 173		0-4-0		153		55		167		.47506 164		23		23				
TOTALS		RPI 1-25		RPI 26-50				W-L RECORDS				RPI 51-100				RPI 101-150				RPI 150+			
13-16-0		0-5-0		1-3-0				OVERALL				0-5-0				1-2-0				11-1-0			
2-2-0		0-0-0		0-2-0				HOME				0-0-0				0-0-0				2-0-0			
3-4-0		0-1-0		0-0-0				AWAY				0-3-0				1-0-0				2-0-0			
8-10-0		0-4-0		1-1-0				NEUTRAL				0-2-0				0-2-0				7-1-0			
9-14-0		0-5-0		1-1-0				NON-CONFERENCE				0-5-0				1-2-0				7-1-0			
0-0-0		0-0-0		0-0-0				HOME				0-0-0				0-0-0				0-0-0			
1-4-0		0-1-0		0-0-				AWAY				0-3-0				1-0-0				0-0-0			
8-10-0		0-4-0		1-1-0				NEUTRAL				0-2-0				0-2-0				7-1-0			
4-2-0		0-0-0		0-2-0				CONFERENCE				0-0-0				0-0-0				4-0-0			
2-2-0		0-0-0		0-2-0				HOME				0-0-0				0-0-0				2-0-0			
2-0-0		0-0-0		0-0-0				AWAY				0-0-0				0-0-0				2-0-0			
0-0-0		0-0-0		0-0-0				NEUTRAL				0-0-0				0-0-0				0-0-0			
RPI	S	Opponent		Score		RPI	S	Opponent		Score		RPI	S	Opponent		Score		RPI	S	Opponent		Score	
5	N	Alabama		0	8	26	N	South Ala.		1	0	67	A	UNLV		2	3	109	N	FIU		1	4
11	N	California		2	9	36	H	SIUE		1	5	91	A	Dayton		1	2	136	N	UC Santa Barbara		4	7
20	A	Kentucky		0	2	36	H	SIUE		0	8	91	A	Dayton		9	10	139	A	Ga. Southern		6	3
22	N	North Carolina St.		1	8	38	N	North Carolina		0	7	97	N	Houston		2	7	184	N	Lamar		4	7
22	N	North Carolina St.		2	5							99	N	Iowa St.		7	8	199	N	Bradley		9	8
																		199	N	Bradley		12	7
																		201	H	Eastern Ill.		10	1
																		201	H	Eastern Ill.		4	0
																		219	N	Wright St.		12	3
																		251	A	Belmont		10	0
																		251	A	Belmont		4	1
																		254	N	Jackson St.		1	0
																		260	N	Houston Baptist		4	2
																		290	N	Alabama A&M		2	1
																		290	N	Alabama A&M		8	0
LAST 10 GAMES																							
201 H Eastern Ill.						10 1						201 H Eastern Ill.						4 0					
36 H SIUE						1 5						251 A Belmont						10 0					
36 H SIUE						0 8						251 A Belmont						4 1					
91 A Dayton						1 2						20 A Kentucky						0 2					
91 A Dayton						9 10						99 N Iowa St.						7 8					

Non-Div. I Games:

Eastern Ky.

Average RPI Win:		169	WON-LOST RECORD		WINNING PCT. RANK		LAST 10 GAMES		STRENGTH OF SCHEDULE		OPP. STRENGTH OF SCHEDULE		TEAM RPI		ADJ RPI		CONF. RPI		ADJ CONF. RPI				
DIV. I ONLY			11-12-0		.47826	143	6-4-0		156		124		141		.488		142	14		14			
DIV. I NON-CONF.			11-12-0		.47826	146	6-4-0		159		125		147		.488		145	15		15			
TOTALS		RPI 1-25		RPI 26-50			W-L RECORDS			RPI 51-100			RPI 101-150			RPI 150+							
11-12-0		0-2-0		0-1-0			OVERALL			1-3-0			3-3-0			7-3-0							
5-1-0		0-0-0		0-0-0			HOME			0-0-0			1-1-0			4-0-0							
4-3-0		0-0-0		0-0-0			AWAY			1-1-0			2-1-0			1-1-0							
2-8-0		0-2-0		0-1-0			NEUTRAL			0-2-0			0-1-0			2-2-0							
11-12-0		0-2-0		0-1-0			NON-CONFERENCE			1-3-0			3-3-0			7-3-0							
5-1-0		0-0-0		0-0-0			HOME			0-0-0			1-1-0			4-0-0							
4-3-0		0-0-0		0-0-			AWAY			1-1-0			2-1-0			1-1-0							
2-8-0		0-2-0		0-1-0			NEUTRAL			0-2-0			0-1-0			2-2-0							
0-0-0		0-0-0		0-0-0			CONFERENCE			0-0-0			0-0-0			0-0-0							
0-0-0		0-0-0		0-0-0			HOME			0-0-0			0-0-0			0-0-0							
0-0-0		0-0-0		0-0-0			AWAY			0-0-0			0-0-0			0-0-0							
0-0-0		0-0-0		0-0-0			NEUTRAL			0-0-0			0-0-0			0-0-0							
RPI	S	Opponent		Score		RPI	S	Opponent		Score		RPI	S	Opponent		Score		RPI	S	Opponent		Score	
16	N	Minnesota		1	9	46	N	Louisville		2	10	54	N	Kent St.		0	1	119	A	San Diego		4	2
21	N	Washington		2	11							57	A	CSUN		7	6	124	N	Rutgers		4	9
												67	A	UNLV		0	10	131	H	Pacific		2	0
												95	N	UC Davis		2	5	131	H	Pacific		0	8
																		144	A	New Mexico		8	7
																		144	A	New Mexico		1	8
																		155	N	Sacramento St.		1	4
																		177	H	Western Caro.		1	0
																		177	H	Western Caro.		4	1
																		178	A	Loyola Marymount		0	8
																		178	A	Loyola Marymount		2	0
																		203	N	Southern Utah		1	3
																		203	N	Southern Utah		2	1
																		222	H	Boise St.		4	1
																		222	H	Boise St.		9	1
																		229	N	Montana		4	0
LAST 10 GAMES																							
222	H	Boise St.		9	1	222	H	Boise St.		4	1												
177	H	Western Caro.		1	0	144	A	New Mexico		8	7												
177	H	Western Caro.		4	1	178	A	Loyola Marymount		2	0												
144	A	New Mexico		1	8	178	A	Loyola Marymount		0	8												
124	N	Rutgers		4	9	155	N	Sacramento St.		1	4												

Non-Div. I Games:

Bakersfield

Average RPI Win:		196	WON-LOST RECORD		WINNING PCT. RANK		LAST 10 GAMES		STRENGTH OF SCHEDULE		OPP. STRENGTH OF SCHEDULE		TEAM RPI		ADJ RPI		CONF. RPI		ADJ CONF. RPI				
Average RPI Loss:		87																					
DIV. I ONLY			15-15-0		.5		127		3-7-0		185		102		143		.4876		143				
DIV. I NON-CONF.			12-13-0		.48		143		0-5-0		184		96		149		.48468		149				
TOTALS		RPI 1-25		RPI 26-50		W-L RECORDS		RPI 51-100		RPI 101-150		RPI 150+											
15-15-0		0-2-0		1-3-0		OVERALL		1-4-0		1-3-0		12-3-0											
13-8-0		0-0-0		0-1-0		HOME		1-4-0		0-1-0		12-2-0											
2-3-0		0-0-0		1-1-0		AWAY		0-0-0		1-2-0		0-0-0											
0-4-0		0-2-0		0-1-0		NEUTRAL		0-0-0		0-0-0		0-1-0											
12-13-0		0-2-0		1-3-0		NON-CONFERENCE		1-4-0		0-1-0		10-3-0											
11-8-0		0-0-0		0-1-0		HOME		1-4-0		0-1-0		10-2-0											
1-1-0		0-0-0		1-0-		AWAY		0-0-0		0-0-0		0-0-0											
0-4-0		0-2-0		0-1-0		NEUTRAL		0-0-0		0-0-0		0-1-0											
3-2-0		0-0-0		0-0-0		CONFERENCE		0-0-0		1-2-0		2-0-0											
2-0-0		0-0-0		0-0-0		HOME		0-0-0		0-0-0		2-0-0											
1-2-0		0-0-0		0-0-0		AWAY		0-0-0		1-2-0		0-0-0											
0-0-0		0-0-0		0-0-0		NEUTRAL		0-0-0		0-0-0		0-0-0											
RPI	S	Opponent		Score		RPI	S	Opponent		Score		RPI	S	Opponent		Score		RPI	S	Opponent		Score	
6	N	Florida St.		0	8	28	N	Hofstra		0	2	51	H	Ole Miss		1	2	103	H	Murray St.		4	7
6	N	Florida St.		0	9	37	A	Fla. Atlantic		3	1	74	H	Maryland		3	4	111	A	Longwood		5	13
						38	A	North Carolina		6	14	74	H	Maryland		1	3	111	A	Longwood		11	2
						39	H	Virginia Tech		0	6	84	H	Boston College		0	1	111	A	Longwood		8	9
												99	H	Iowa St.		13	3	152	H	Saint Joseph's		8	10
																		170	H	Campbell		10	5
																		170	H	Campbell		5	4
																		179	H	St. Bonaventure		3	0
																		179	H	St. Bonaventure		8	0
																		188	H	Bucknell		11	3
																		208	H	Sacred Heart		11	1
																		213	H	Loyola Chicago		10	0
																		213	H	Loyola Chicago		2	4
																		214	N	Bethune-Cookman		1	2
																		273	H	Lafayette		8	0
																		273	H	Lafayette		13	2
																		279	H	Mt. St. Mary's		7	6
																		279	H	Mt. St. Mary's		11	3
																		279	H	Mt. St. Mary's		8	0
LAST 10 GAMES				LAST 10 GAMES				LAST 10 GAMES				LAST 10 GAMES											
						170	H	Campbell		5	4	170	H	Campbell		10	5						
						111	A	Longwood		8	9	6	N	Florida St.		0	8						
						111	A	Longwood		11	2	28	N	Hofstra		0	2						
						111	A	Longwood		5	13	214	N	Bethune-Cookman		1	2						
						38	A	North Carolina		6	14	6	N	Florida St.		0	9						

Non-Div. I Games:

Coastal Caro.

Average RPI Win:		163	WON-LOST RECORD		WINNING PCT. RANK		LAST 10 GAMES		STRENGTH OF SCHEDULE		OPP. STRENGTH OF SCHEDULE		TEAM RPI		ADJ RPI		CONF. RPI		ADJ CONF. RPI	
DIV. I ONLY			18-13-0		.58065 96		6-4-0		251		83		142		.48669 144		12		12	
DIV. I NON-CONF.			16-12-0		.57143 105		4-3-0		239		73		141		.49035 143		12		11	
TOTALS		RPI 1-25		RPI 26-50		W-L RECORDS		RPI 51-100		RPI 101-150		RPI 150+								
18-13-0		0-1-0		0-1-0		OVERALL		1-2-0		8-6-0		9-3-0								
4-2-0		0-0-0		0-0-0		HOME		0-0-0		2-2-0		2-0-0								
4-1-0		0-0-0		0-0-0		AWAY		1-0-0		1-0-0		2-1-0								
10-10-0		0-1-0		0-1-0		NEUTRAL		0-2-0		5-4-0		5-2-0								
16-12-0		0-1-0		0-1-0		NON-CONFERENCE		1-2-0		8-6-0		7-2-0								
4-2-0		0-0-0		0-0-0		HOME		0-0-0		2-2-0		2-0-0								
2-0-0		0-0-0		0-0-		AWAY		1-0-0		1-0-0		0-0-0								
10-10-0		0-1-0		0-1-0		NEUTRAL		0-2-0		5-4-0		5-2-0								
2-1-0		0-0-0		0-0-0		CONFERENCE		0-0-0		0-0-0		2-1-0								
0-0-0		0-0-0		0-0-0		HOME		0-0-0		0-0-0		0-0-0								
2-1-0		0-0-0		0-0-0		AWAY		0-0-0		0-0-0		2-1-0								
0-0-0		0-0-0		0-0-0		NEUTRAL		0-0-0		0-0-0		0-0-0								
RPI	S	Opponent		Score		RPI	S	Opponent		Score		RPI	S	Opponent		Score				
12	N	UCLA		0 16		45	N	BYU		0 2		57	N	CSUN		1 5				
												57	N	CSUN		2 3				
												97	A	Houston		2 1				
															106	N	Furman	5 7		
															108	A	Col. of Charleston	7 4		
															119	N	San Diego	6 4		
															124	H	Rutgers	10 5		
															124	H	Rutgers	6 9		
															125	N	Wisconsin	3 1		
															128	N	Illinois	12 4		
															128	N	Illinois	4 12		
															136	N	UC Santa Barbara	6 3		
															139	N	Ga. Southern	2 4		
															139	N	Ga. Southern	2 4		
															142	H	Bakersfield	7 8		
															142	H	Bakersfield	8 1		
															150	N	Memphis	6 1		
															165	N	Indiana	9 8		
															180	N	Utah Valley	3 9		
															187	H	UTEP	7 4		
															187	H	UTEP	7 5		
															191	A	Utah St.	8 7		
															191	A	Utah St.	0 4		
															191	A	Utah St.	12 2		
															211	N	A&M-Corpus Christi	6 2		
															211	N	A&M-Corpus Christi	6 2		
															224	N	Seattle	4 3		
															224	N	Seattle	2 8		
															243	N	Marist	9 2		
LAST 10 GAMES																				
						191	A		Utah St.	8	7	191	A		Utah St.	12	2			
						191	A		Utah St.	0	4	150	N		Memphis	6	1			
						125	N		Wisconsin	3	1	243	N		Marist	9	2			
						108	A		Col. of Charleston	7	4	139	N		Ga. Southern	2	4			
						106	N		Furman	5	7	139	N		Ga. Southern	2	4			

Non-Div. I Games:

New Mexico

Average RPI Win: 187		WON-LOST RECORD		WINNING PCT. RANK		LAST 10 GAMES		STRENGTH OF SCHEDULE		OPP. STRENGTH OF SCHEDULE		TEAM RPI		ADJ RPI		CONF. RPI		ADJ CONF. RPI					
DIV. I ONLY		16-16-0		.5 127		7-3-0		209		50		145		.48636 145		3		3					
DIV. I NON-CONF.		16-16-0		.5 132		7-3-0		210		43		148		.48636 148		3		3					
TOTALS		RPI 1-25		RPI 26-50		W-L RECORDS		RPI 51-100		RPI 101-150		RPI 150+											
16-16-0		0-4-0		0-6-0		OVERALL		2-3-0		3-2-0		11-1-0											
9-2-0		0-0-0		0-0-0		HOME		0-0-0		2-2-0		7-0-0											
2-7-0		0-3-0		0-4-0		AWAY		0-0-0		0-0-0		2-0-0											
5-7-0		0-1-0		0-2-0		NEUTRAL		2-3-0		1-0-0		2-1-0											
16-16-0		0-4-0		0-6-0		NON-CONFERENCE		2-3-0		3-2-0		11-1-0											
9-2-0		0-0-0		0-0-0		HOME		0-0-0		2-2-0		7-0-0											
2-7-0		0-3-0		0-0-		AWAY		0-0-0		0-0-0		2-0-0											
5-7-0		0-1-0		0-2-0		NEUTRAL		2-3-0		1-0-0		2-1-0											
0-0-0		0-0-0		0-0-0		CONFERENCE		0-0-0		0-0-0		0-0-0											
0-0-0		0-0-0		0-0-0		HOME		0-0-0		0-0-0		0-0-0											
0-0-0		0-0-0		0-0-0		AWAY		0-0-0		0-0-0		0-0-0											
0-0-0		0-0-0		0-0-0		NEUTRAL		0-0-0		0-0-0		0-0-0											
RPI	S	Opponent		Score		RPI	S	Opponent		Score		RPI	S	Opponent		Score							
6	N	Florida St.		1	4	26	A	South Ala.		4	5	68	N	Long Beach St.		2	0	101	H	Iowa	6	5	
9	A	Arizona		3	4	41	N	Fresno St.		4	16	73	N	Stanford		0	4	118	H	Central Ark.	4	0	
9	A	Arizona		2	12	45	A	BYU		2	10	75	N	Lipscomb		9	5	121	N	Butler	9	5	
9	A	Arizona		0	5	45	A	BYU		2	10	93	N	North Texas		3	5	132	H	UConn	2	8	
						45	A	BYU		1	2	93	N	North Texas		0	4	137	H	Wichita St.	8	11	
						47	N	Cal St. Fullerton		5	6							160	H	UMKC	11	7	
																		160	H	UMKC	8	7	
																		180	A	Utah Valley	9	1	
																		180	A	Utah Valley	10	2	
																		217	H	Evansville	18	7	
																		217	H	Evansville	8	2	
																		217	N	Evansville	5	8	
																		277	N	IPFW	8	0	
																		277	N	IPFW	5	1	
																		278	H	Ark.-Pine Bluff	8	0	
																		278	H	Ark.-Pine Bluff	7	3	
																		278	H	Ark.-Pine Bluff	13	0	
						LAST 10 GAMES																	
						45	A	BYU		1	2	45	A	BYU		2	10	101	H	Iowa	6	5	
						45	A	BYU		2	10	101	H	Iowa		6	5	278	H	Ark.-Pine Bluff	13	0	
						180	A	Utah Valley		10	2	278	H	Ark.-Pine Bluff		7	3	278	H	Ark.-Pine Bluff	8	0	
						180	A	Utah Valley		9	1	278	H	Ark.-Pine Bluff		7	3	278	H	Ark.-Pine Bluff	8	0	
						118	H	Central Ark.		4	0	278	H	Ark.-Pine Bluff		8	0						

Non-Div. I Games:

Oklahoma St.

Average RPI Win:		151	WON-LOST RECORD		WINNING PCT. RANK		LAST 10 GAMES		STRENGTH OF SCHEDULE		OPP. STRENGTH OF SCHEDULE		TEAM RPI		ADJ RPI		CONF. RPI		ADJ CONF. RPI				
DIV. I ONLY			8-23-0		.25806 244		1-9-0		36		93		150		.4853 146		9		8				
DIV. I NON-CONF.			8-20-0		.28571 229		1-6-0		51		91		165		.47797 157		8		8				
TOTALS		RPI 1-25		RPI 26-50		W-L RECORDS		RPI 51-100		RPI 101-150		RPI 150+											
8-23-0		0-5-0		2-6-0		OVERALL		0-4-0		2-4-0		4-4-0											
6-10-0		0-3-0		1-3-0		HOME		0-1-0		1-0-0		4-3-0											
0-5-0		0-1-0		0-0-0		AWAY		0-3-0		0-0-0		0-0-0											
2-8-0		0-0-0		1-3-0		NEUTRAL		0-0-0		1-4-0		0-1-0											
8-20-0		0-2-0		2-6-0		NON-CONFERENCE		0-4-0		2-4-0		4-4-0											
6-7-0		0-0-0		1-3-0		HOME		0-1-0		1-0-0		4-3-0											
0-5-0		0-2-0		0-0-		AWAY		0-3-0		0-0-0		0-0-0											
2-8-0		0-0-0		1-3-0		NEUTRAL		0-0-0		1-4-0		0-1-0											
0-3-0		0-3-0		0-0-0		CONFERENCE		0-0-0		0-0-0		0-0-0											
0-3-0		0-3-0		0-0-0		HOME		0-0-0		0-0-0		0-0-0											
0-0-0		0-0-0		0-0-0		AWAY		0-0-0		0-0-0		0-0-0											
0-0-0		0-0-0		0-0-0		NEUTRAL		0-0-0		0-0-0		0-0-0											
RPI	S	Opponent		Score		RPI	S	Opponent		Score		RPI	S	Opponent		Score							
23	A	Oklahoma		1	23	31	N	Utah		4	0	52	H	Marshall		4	5	101	N	Iowa	1	5	
23	A	Oklahoma		0	11	32	H	South Carolina		1	0	78	A	Elon		4	10	101	N	Iowa	3	2	
24	H	UCF		0	2	32	H	South Carolina		2	11	82	A	Hawaii		0	5	111	H	Longwood	4	3	
24	H	UCF		0	3	34	N	Georgia St.		3	4	82	A	Hawaii		3	11	111	N	Longwood	0	3	
24	H	UCF		0	8	39	H	Virginia Tech		1	6							118	N	Central Ark.	1	2	
						39	H	Virginia Tech		3	4							128	N	Illinois	6	7	
						41	N	Oregon St.		5	8							151	N	Maine	7	11	
						41	N	Oregon St.		1	2							188	H	Bucknell	2	16	
																		189	H	East Tenn. St.	8	9	
																		206	H	Seton Hall	8	10	
																		206	H	Seton Hall	4	0	
																		230	H	Oakland	7	3	
																		230	H	Oakland	9	1	
																		265	H	Delaware St.	10	0	
LAST 10 GAMES																							
						24	H	UCF		0	2	24	H	UCF		0	3						
						24	H	UCF		0	8	23	A	Oklahoma		0	11						
						78	A	Elon		4	10	101	N	Iowa		1	5						
						23	A	Oklahoma		1	23	82	A	Hawaii		0	5						
						101	N	Iowa		3	2	82	A	Hawaii		3	11						

Non-Div. I Games:

East Carolina

Average RPI Win:		156	WON-LOST RECORD		WINNING PCT. RANK		LAST 10 GAMES		STRENGTH OF SCHEDULE		OPP. STRENGTH OF SCHEDULE		TEAM RPI		ADJ RPI		CONF. RPI		ADJ CONF. RPI					
DIV. I ONLY			9-16-0		.36		192		5-5-0		87		82		148		.48404		147		16		16	
DIV. I NON-CONF.			5-13-0		.27778		232		2-2-0		44		99		164		.47521		163		14		14	
TOTALS		RPI 1-25		RPI 26-50				W-L RECORDS				RPI 51-100				RPI 101-150				RPI 150+				
9-16-0		0-4-0		1-0-0				OVERALL				1-6-0				3-4-0				4-2-0				
1-2-0		0-0-0		0-0-0				HOME				1-2-0				0-0-0				0-0-0				
5-6-0		0-4-0		0-0-0				AWAY				0-1-0				2-1-0				3-0-0				
3-8-0		0-0-0		1-0-0				NEUTRAL				0-3-0				1-3-0				1-2-0				
5-13-0		0-4-0		1-0-0				NON-CONFERENCE				0-4-0				1-3-0				3-2-0				
0-0-0		0-0-0		0-0-0				HOME				0-0-0				0-0-0				0-0-0				
3-5-0		0-4-0		0-0-				AWAY				0-1-0				0-0-0				3-0-0				
2-8-0		0-0-0		1-0-0				NEUTRAL				0-3-0				1-3-0				0-2-0				
4-3-0		0-0-0		0-0-0				CONFERENCE				1-2-0				2-1-0				1-0-0				
1-2-0		0-0-0		0-0-0				HOME				1-2-0				0-0-0				0-0-0				
2-1-0		0-0-0		0-0-0				AWAY				0-0-0				2-1-0				0-0-0				
1-0-0		0-0-0		0-0-0				NEUTRAL				0-0-0				0-0-0				1-0-0				
RPI	S	Opponent		Score		RPI	S	Opponent		Score		RPI	S	Opponent		Score		RPI	S	Opponent		Score		
8	A	Kansas		4	5	49	N	North Dakota St.		4	1	53	N	New Mexico St.		0	4	115	N	Ball St.		6	5	
13	A	Arizona St.		0	14							55	N	Purdue		0	8	121	N	Butler		4	5	
18	A	Tennessee		0	12							56	H	Illinois St.		9	10	127	N	Colorado St.		2	5	
18	A	Tennessee		0	8							56	H	Illinois St.		1	6	127	N	Colorado St.		6	10	
												56	H	Illinois St.		8	5	137	A	Wichita St.		2	6	
												75	A	Lipscomb		1	9	137	A	Wichita St.		2	1	
												85	N	IUPUI		0	11	137	A	Wichita St.		9	2	
																		163	N	UNI		7	1	
																		181	N	Georgetown		2	8	
																		222	N	Boise St.		6	7	
																		250	A	Southeast Mo. St.		9	4	
																		250	A	Southeast Mo. St.		9	5	
																		251	A	Belmont		6	3	
LAST 10 GAMES																								
						56	H	Illinois St.		8	5	56	H	Illinois St.		9	10							
						56	H	Illinois St.		1	6	137	A	Wichita St.		2	6							
						250	A	Southeast Mo. St.		9	4	137	A	Wichita St.		2	1							
						250	A	Southeast Mo. St.		9	5	137	A	Wichita St.		9	2							
						8	A	Kansas		4	5	18	A	Tennessee		0	12							

Non-Div. I Games:

Indiana St.

Average RPI Win:		194	WON-LOST RECORD		WINNING PCT. RANK	LAST 10 GAMES		STRENGTH OF SCHEDULE		OPP. STRENGTH OF SCHEDULE	TEAM RPI	ADJ RPI	CONF. RPI	ADJ CONF. RPI			
DIV. I ONLY			17-13-0	.56667	98	7-3-0		224	203	149	.48367	148	23	23			
DIV. I NON-CONF.			13-10-0	.56522	109	3-0-0		187	156	121	.49974	120	23	23			
TOTALS		RPI 1-25		RPI 26-50		W-L RECORDS		RPI 51-100		RPI 101-150		RPI 150+					
17-13-0		0-2-0		0-0-0		OVERALL		2-3-0		3-2-0		12-6-0					
4-4-0		0-2-0		0-0-0		HOME		0-0-0		0-0-0		4-2-0					
8-4-0		0-0-0		0-0-0		AWAY		2-1-0		3-1-0		3-2-0					
5-5-0		0-0-0		0-0-0		NEUTRAL		0-2-0		0-1-0		5-2-0					
13-10-0		0-2-0		0-0-0		NON-CONFERENCE		2-3-0		3-2-0		8-3-0					
2-2-0		0-2-0		0-0-0		HOME		0-0-0		0-0-0		2-0-0					
6-3-0		0-0-0		0-0-		AWAY		2-1-0		3-1-0		1-1-0					
5-5-0		0-0-0		0-0-0		NEUTRAL		0-2-0		0-1-0		5-2-0					
4-3-0		0-0-0		0-0-0		CONFERENCE		0-0-0		0-0-0		4-3-0					
2-2-0		0-0-0		0-0-0		HOME		0-0-0		0-0-0		2-2-0					
2-1-0		0-0-0		0-0-0		AWAY		0-0-0		0-0-0		2-1-0					
0-0-0		0-0-0		0-0-0		NEUTRAL		0-0-0		0-0-0		0-0-0					
RPI	S	Opponent		Score		RPI	S	Opponent		Score		RPI	S	Opponent		Score	
20	H	Kentucky		0	10			58	A	Samford	10	5	107	N	Binghamton	2	6
20	H	Kentucky		1	5			58	A	Samford	8	7	139	A	Ga. Southern	5	4
								81	A	Kennesaw St.	0	1	139	A	Ga. Southern	4	2
								84	N	Boston College	1	7	140	A	Charleston So.	6	4
								91	N	Dayton	3	8	140	A	Charleston So.	5	8
													157	H	UT Martin	0	8
													157	H	UT Martin	2	1
													170	N	Campbell	0	3
													189	A	East Tenn. St.	3	2
													189	A	East Tenn. St.	4	5
													198	N	UNCW	2	1
													200	N	Radford	4	2
													200	N	Radford	8	2
													237	N	Ohio	3	4
													250	H	Southeast Mo. St.	4	6
													250	H	Southeast Mo. St.	3	0
													257	A	Tennessee St.	1	6
													257	A	Tennessee St.	10	0
													257	A	Tennessee St.	10	0
													263	H	Northern Ky.	10	3
													263	H	Northern Ky.	9	0
													263	N	Northern Ky.	10	0
													267	N	N.C. A&T	6	3
LAST 10 GAMES																	
						157	H	UT Martin	0	8	157	H	UT Martin	2	1		
						250	H	Southeast Mo. St.	3	0	257	A	Tennessee St.	10	0		
						250	H	Southeast Mo. St.	4	6	257	A	Tennessee St.	1	6		
						58	A	Samford	8	7	257	A	Tennessee St.	10	0		
						58	A	Samford	10	5	200	N	Radford	8	2		

Non-Div. I Games:

Tennessee Tech

Average RPI Win: 185		WON-LOST RECORD		WINNING PCT. RANK		LAST 10 GAMES		STRENGTH OF SCHEDULE		OPP. STRENGTH OF SCHEDULE		TEAM RPI		ADJ RPI		CONF. RPI		ADJ CONF. RPI	
DIV. I ONLY		8-10-0		.44444 160		5-5-0		133		164		146		.48366 149		18		18	
DIV. I NON-CONF.		8-7-0		.53333 120		5-2-0		229		141		159		.47744 159		19		19	
TOTALS		RPI 1-25		RPI 26-50		W-L RECORDS		RPI 51-100		RPI 101-150		RPI 150+							
8-10-0		0-0-0		0-5-0		OVERALL		1-1-0		1-2-0		6-2-0							
0-3-0		0-0-0		0-3-0		HOME		0-0-0		0-0-0		0-0-0							
1-0-0		0-0-0		0-0-0		AWAY		1-0-0		0-0-0		0-0-0							
7-7-0		0-0-0		0-2-0		NEUTRAL		0-1-0		1-2-0		6-2-0							
8-7-0		0-0-0		0-2-0		NON-CONFERENCE		1-1-0		1-2-0		6-2-0							
0-0-0		0-0-0		0-0-0		HOME		0-0-0		0-0-0		0-0-0							
1-0-0		0-0-0		0-0-		AWAY		1-0-0		0-0-0		0-0-0							
7-7-0		0-0-0		0-2-0		NEUTRAL		0-1-0		1-2-0		6-2-0							
0-3-0		0-0-0		0-3-0		CONFERENCE		0-0-0		0-0-0		0-0-0							
0-3-0		0-0-0		0-3-0		HOME		0-0-0		0-0-0		0-0-0							
0-0-0		0-0-0		0-0-0		AWAY		0-0-0		0-0-0		0-0-0							
0-0-0		0-0-0		0-0-0		NEUTRAL		0-0-0		0-0-0		0-0-0							
RPI	S	Opponent		Score		RPI	S	Opponent		Score		RPI	S	Opponent		Score			
39	N	Virginia Tech		0	9	77	N	Penn St.		2	6	121	N	Butler		8	4		
44	N	UAB		4	7	82	A	Hawaii		3	2	134	N	Syracuse		3	4		
49	H	North Dakota St.		2	5							138	N	Miami (OH)		0	7		
49	H	North Dakota St.		3	5							158	N	Central Mich.		1	0		
49	H	North Dakota St.		1	14							179	N	St. Bonaventure		2	0		
												179	N	St. Bonaventure		4	5		
												218	N	North Dakota		3	5		
												221	N	Green Bay		13	3		
												221	N	Green Bay		1	0		
												248	N	Columbia		3	2		
												248	N	Columbia		3	2		
LAST 10 GAMES																			
49	H	North Dakota St.		2	5	49	H	North Dakota St.		3	5								
49	H	North Dakota St.		1	14	179	N	St. Bonaventure		4	5								
179	N	St. Bonaventure		2	0	82	A	Hawaii		3	2								
248	N	Columbia		3	2	221	N	Green Bay		1	0								
39	N	Virginia Tech		0	9	221	N	Green Bay		13	3								

Non-Div. I Games:

Western Ill.

Average RPI Win: 178		WON-LOST RECORD		WINNING PCT. RANK		LAST 10 GAMES		STRENGTH OF SCHEDULE		OPP. STRENGTH OF SCHEDULE		TEAM RPI		ADJ RPI		CONF. RPI		ADJ CONF. RPI	
DIV. I ONLY		9-15-0		.375 185		3-7-0		74		189		147		.48288 150		9		8	
DIV. I NON-CONF.		9-12-0		.42857 160		3-4-0		85		176		136		.49166 137		8		8	
TOTALS		RPI 1-25		RPI 26-50		W-L RECORDS		RPI 51-100		RPI 101-150		RPI 150+							
9-15-0		0-2-0		0-0-0		OVERALL		1-6-0		3-5-0		5-2-0							
3-0-0		0-0-0		0-0-0		HOME		0-0-0		1-0-0		2-0-0							
1-7-0		0-1-0		0-0-0		AWAY		1-4-0		0-2-0		0-0-0							
5-8-0		0-1-0		0-0-0		NEUTRAL		0-2-0		2-3-0		3-2-0							
9-12-0		0-2-0		0-0-0		NON-CONFERENCE		1-3-0		3-5-0		5-2-0							
3-0-0		0-0-0		0-0-0		HOME		0-0-0		1-0-0		2-0-0							
1-4-0		0-1-0		0-0-		AWAY		1-1-0		0-2-0		0-0-0							
5-8-0		0-1-0		0-0-0		NEUTRAL		0-2-0		2-3-0		3-2-0							
0-3-0		0-0-0		0-0-0		CONFERENCE		0-3-0		0-0-0		0-0-0							
0-0-0		0-0-0		0-0-0		HOME		0-0-0		0-0-0		0-0-0							
0-3-0		0-0-0		0-0-0		AWAY		0-3-0		0-0-0		0-0-0							
0-0-0		0-0-0		0-0-0		NEUTRAL		0-0-0		0-0-0		0-0-0							
RPI	S	Opponent		Score		RPI	S	Opponent		Score		RPI	S	Opponent		Score			
2	A	LSU		2	7							51	A	Ole Miss		0	8		
22	N	North Carolina St.		3	9							51	N	Ole Miss		2	8		
												55	N	Purdue		2	10		
												76	A	McNeese St.		3	2		
												92	A	Tulsa		2	13		
												92	A	Tulsa		0	8		
												92	A	Tulsa		1	2		
										</									

Non-Div. I Games:

Memphis

Average RPI Win: 184		WON-LOST RECORD	WINNING PCT. RANK	LAST 10 GAMES	STRENGTH OF SCHEDULE	OPP. STRENGTH OF SCHEDULE	TEAM RPI	ADJ RPI	CONF. RPI	ADJ CONF. RPI	
Average RPI Loss: 113											
DIV. I ONLY		11-13-0	.45833 152	5-5-0	149	172	152	.48261 151	26	26	
DIV. I NON-CONF.		11-13-0	.45833 151	5-5-0	144	177	152	.48261 152	26	26	
<hr/>											
TOTALS		RPI 1-25	RPI 26-50		W-L RECORDS		RPI 51-100		RPI 101-150		RPI 150+
11-13-0		0-0-0	0-5-0		OVERALL		1-1-0		2-1-0		8-6-0
0-2-0		0-0-0	0-0-0		HOME		0-1-0		0-0-0		0-1-0
1-2-0		0-0-0	0-2-0		AWAY		0-0-0		0-0-0		1-0-0
10-9-0		0-0-0	0-3-0		NEUTRAL		1-0-0		2-1-0		7-5-0
11-13-0		0-0-0	0-5-0		NON-CONFERENCE		1-1-0		2-1-0		8-6-0
0-2-0		0-0-0	0-0-0		HOME		0-1-0		0-0-0		0-1-0
1-2-0		0-0-0	0-0-		AWAY		0-0-0		0-0-0		1-0-0
10-9-0		0-0-0	0-3-0		NEUTRAL		1-0-0		2-1-0		7-5-0
0-0-0		0-0-0	0-0-0		CONFERENCE		0-0-0		0-0-0		0-0-0
0-0-0		0-0-0	0-0-0		HOME		0-0-0		0-0-0		0-0-0
0-0-0		0-0-0	0-0-0		AWAY		0-0-0		0-0-0		0-0-0
0-0-0		0-0-0	0-0-0		NEUTRAL		0-0-0		0-0-0		0-0-0
RPI	S	Opponent	Score	RPI	S	Opponent	Score	RPI	S	Opponent	Score
				35	N	James Madison	0 2	65	N	Jacksonville St.	3 1
				35	N	James Madison	0 4	90	H	North Florida	0 3
				39	N	Virginia Tech	2 4				
				50	A	South Fla.	2 8				
				50	A	South Fla.	0 7				
				</							

Non-Div. I Games:

Maine

Average RPI Win:	243	WON-LOST	WINNING	LAST 10	STRENGTH OF	OPP. STRENGTH	TEAM	ADJ	CONF.	ADJ CONF.		
Average RPI Loss:	114	RECORD	PCT. RANK	GAMES	SCHEDULE	OF SCHEDULE	RPI	RPI	RPI	RPI		
DIV. I ONLY	14-6-0	.7	49	8-2-0	271	268	151	.48169	152	21	21	
DIV. I NON-CONF.	12-6-0	.66667	66	6-2-0	249	277	139	.49078	139	22	22	
<hr/>												
TOTALS	RPI 1-25	RPI 26-50		W-L RECORDS		RPI 51-100		RPI 101-150		RPI 150+		
14-6-0	0-0-0	0-0-0		OVERALL		0-4-0		1-0-0		13-2-0		
2-0-0	0-0-0	0-0-0		HOME		0-0-0		0-0-0		2-0-0		
1-0-0	0-0-0	0-0-0		AWAY		0-0-0		1-0-0		0-0-0		
11-6-0	0-0-0	0-0-0		NEUTRAL		0-4-0		0-0-0		11-2-0		
12-6-0	0-0-0	0-0-0		NON-CONFERENCE		0-4-0		1-0-0		11-2-0		
0-0-0	0-0-0	0-0-0		HOME		0-0-0		0-0-0		0-0-0		
1-0-0	0-0-0	0-0-		AWAY		0-0-0		1-0-0		0-0-0		
11-6-0	0-0-0	0-0-0		NEUTRAL		0-4-0		0-0-0		11-2-0		
2-0-0	0-0-0	0-0-0		CONFERENCE		0-0-0		0-0-0		2-0-0		
2-0-0	0-0-0	0-0-0		HOME		0-0-0		0-0-0		2-0-0		
0-0-0	0-0-0	0-0-0		AWAY		0-0-0		0-0-0		0-0-0		
0-0-0	0-0-0	0-0-0		NEUTRAL		0-0-0		0-0-0		0-0-0		
RPI	S	Opponent	Score	RPI	S	Opponent	Score	RPI	S	Opponent	Score	
				55 N Purdue				2	6	143 A Coastal Caro.	10	8
				69 N Saint Francis (PA)				1	3	181 N Georgetown	1	5
				69 N Saint Francis (PA)				1	5	185 N UMass Lowell	5	3
				99 N Iowa St.				1	5	206 N Seton Hall	3	2
										213 N Loyola Chicago	5	9
										213 N Loyola Chicago	7	0
										221 N Green Bay	7	3
										231 N South Dakota	6	5
										256 N Hampton	12	2
										268 N UMBC	13	2
										268 N UMBC	8	4
										279 N Mt. St. Mary's	13	0
										279 N Mt. St. Mary's	8	0
										280 H Rhode Island	9	3
										280 H Rhode Island	14	6
						288 N Niagara	8	0				
<hr/>												
				LAST 10 GAMES								
280 H Rhode Island				14	6	280 H Rhode Island				9	3	
221 N Green Bay				7	3	185 N UMass Lowell				5	3	
55 N Purdue				2	6	231 N South Dakota				6	5	
99 N Iowa St.				1	5	288 N Niagara				8	0	
206 N Seton Hall				3	2	256 N Hampton				12	2	

Non-Div. I Games:

Saint Joseph's

Average RPI Win: 185		WON-LOST RECORD	WINNING PCT. RANK	LAST 10 GAMES	STRENGTH OF SCHEDULE	OPP. STRENGTH OF SCHEDULE	TEAM RPI	ADJ RPI		CONF. RPI	ADJ CONF. RPI	
Average RPI Loss: 124												
DIV. I ONLY		12-11-0	.52174 121	6-4-0	198	180	153	.48016	153	19	19	
DIV. I NON-CONF.		12-11-0	.52174 127	6-4-0	203	186	153	.48016	155	18	18	
<hr/>												
TOTALS		RPI 1-25		RPI 26-50		W-L RECORDS		RPI 51-100		RPI 101-150		RPI 150+
12-11-0		0-0-0		0-1-0		OVERALL		0-4-0		5-3-0		7-3-0
1-0-0		0-0-0		0-0-0		HOME		0-0-0		0-0-0		1-0-0
2-2-0		0-0-0		0-0-0		AWAY		0-1-0		1-1-0		1-0-0
9-9-0		0-0-0		0-1-0		NEUTRAL		0-3-0		4-2-0		5-3-0
<hr/>												
12-11-0		0-0-0		0-1-0		NON-CONFERENCE		0-4-0		5-3-0		7-3-0
1-0-0		0-0-0		0-0-0		HOME		0-0-0		0-0-0		1-0-0
2-2-0		0-0-0		0-0-		AWAY		0-1-0		1-1-0		1-0-0
9-9-0		0-0-0		0-1-0		NEUTRAL		0-3-0		4-2-0		5-3-0
<hr/>												
0-0-0		0-0-0		0-0-0		CONFERENCE		0-0-0		0-0-0		0-0-0
0-0-0		0-0-0		0-0-0		HOME		0-0-0		0-0-0		0-0-0
0-0-0		0-0-0		0-0-0		AWAY		0-0-0		0-0-0		0-0-0
0-0-0		0-0-0		0-0-0		NEUTRAL		0-0-0		0-0-0		0-0-0
<hr/>												
RPI S	Opponent	Score	RPI S	Opponent	Score	RPI S	Opponent	Score	RPI S	Opponent	Score	
			33 N	Western Ky.	0 14	64 N	Lehigh	1 2	104 N	Creighton	5 3	
						69 N	Saint Francis (PA)	1 5	114 A	Jacksonville	3 2	
						75 A	Lipscomb	2 3	116 A	Stetson	0 10	
						91 N	Dayton	5 6	122 N	Michigan St.	0 5	
									122 N	Michigan St.	4 2	
									134 N	Syracuse	2 1	
									134 N	Syracuse	4 3	
									135 N	Presbyterian	5 6	
									181 N	Georgetown	2 1	
									208 N	Sacred Heart	0 1	
									214 N	Bethune-Cookman	8 0	
									214 N	Bethune-Cookman	5 8	
									227 A	George Mason	6 3	
									227 H	George Mason	3 2	
									233 N	Morehead St.	7 8	
									235 N	Wagner	5 1	
									245 N	Florida A&M	3 0	
									280 N	Rhode Island	5 0	
<hr/>												
LAST 10 GAMES												
			181 N	Georgetown	2 1	227 H	George Mason	3 2				
			235 N	Wagner	5 1	135 N	Presbyterian	5 6				
			227 A	George Mason	6 3	245 N	Florida A&M	3 0				
			64 N	Lehigh	1 2	69 N	Saint Francis (PA)	1 5				
			104 N	Creighton	5 3	208 N	Sacred Heart	0 1				

Non-Div. I Games:

Akron

Average RPI Win:	214	WON-LOST	WINNING	LAST 10	STRENGTH OF	OPP. STRENGTH	TEAM	ADJ	CONF.	ADJ CONF.	
Average RPI Loss:	120 <th>RECORD</th> <th>PCT. RANK</th> <th>GAMES</th> <th>SCHEDULE</th> <th>OF SCHEDULE</th> <th>RPI</th> <th>RPI</th> <th>RPI</th> <th>RPI</th>	RECORD	PCT. RANK	GAMES	SCHEDULE	OF SCHEDULE	RPI	RPI	RPI	RPI	
DIV. I ONLY	11-5-0	.6875	57	5-5-0	279	198	154	.47986	154	25	25
DIV. I NON-CONF.	11-5-0	.6875	60	5-5-0	281	200	155	.47986	156	25	25
TOTALS	RPI 1-25	RPI 26-50	W-L RECORDS		RPI 51-100	RPI 101-150		RPI 150+			
11-5-0	0-0-0	0-1-0	OVERALL		2-2-0	0-0-0		9-2-0			
3-1-0	0-0-0	0-0-0	HOME		0-0-0	0-0-0		3-1-0			
1-1-0	0-0-0	0-1-0	AWAY		1-0-0	0-0-0		0-0-0			
7-3-0	0-0-0	0-0-0	NEUTRAL		1-2-0	0-0-0		6-1-0			
11-5-0	0-0-0	0-1-0	NON-CONFERENCE		2-2-0	0-0-0		9-2-0			
3-1-0	0-0-0	0-0-0	HOME		0-0-0	0-0-0		3-1-0			
1-1-0	0-0-0	0-0-	AWAY		1-0-0	0-0-0		0-0-0			
7-3-0	0-0-0	0-0-0	NEUTRAL		1-2-0	0-0-0		6-1-0			
0-0-0	0-0-0	0-0-0	CONFERENCE		0-0-0	0-0-0		0-0-0			
0-0-0	0-0-0	0-0-0	HOME		0-0-0	0-0-0		0-0-0			
0-0-0	0-0-0	0-0-0	AWAY		0-0-0	0-0-0		0-0-0			
0-0-0	0-0-0	0-0-0	NEUTRAL		0-0-0	0-0-0		0-0-0			
RPI S	Opponent	Score	RPI S	Opponent	Score	RPI S	Opponent	Score	RPI S	Opponent	Score
			50 A	South Fla.	2 3	55 N	Purdue	2 1	151 N	Maine	5 3
						55 N	Purdue	0 7	197 N	Western Mich.	2 6
						78 A	Elon	1 0	220 H	Yale	8 0
						80 N	Towson	1 4	220 H	Yale	4 5
									242 N	Army	8 0
									249 N	Colgate	9 5
									256 N	Hampton	10 5
									256 N	Hampton	3 1
									273 N	Lafayette	2 0
									287 H	Hartford	9 6
									287 H	Hartford	2 0
LAST 10 GAMES											
			220 H	Yale	8 0	220 H	Yale	4 5			
			55 N	Purdue	2 1	249 N	Colgate	9 5			
			55 N	Purdue	0 7	151 N	Maine	5 3			
			50 A	South Fla.	2 3	197 N	Western Mich.	2 6			
			242 N	Army	8 0	80 N	Towson	1 4			

Non-Div. I Games:

Central Conn. St.

[illegible]

Non-Div. I Games:

Sacramento St.

Average RPI Win:		205	WON-LOST RECORD		WINNING PCT. RANK		LAST 10 GAMES		STRENGTH OF SCHEDULE		OPP. STRENGTH OF SCHEDULE		TEAM RPI		ADJ RPI		CONF. RPI		ADJ CONF. RPI	
DIV. I ONLY			12-14-0		.46154 149		7-3-0		175		143		156		.47767 156		17		17	
DIV. I NON-CONF.			10-13-0		.43478 159		5-2-0		147		148		160		.47788 158		17		17	
TOTALS		RPI 1-25		RPI 26-50		W-L RECORDS		RPI 51-100		RPI 101-150		RPI 150+								
12-14-0		0-2-0		0-2-0		OVERALL		1-4-0		1-1-0		10-5-0								
3-2-0		0-0-0		0-0-0		HOME		0-1-0		0-0-0		3-1-0								
2-3-0		0-1-0		0-1-0		AWAY		0-0-0		0-0-0		2-1-0								
7-9-0		0-1-0		0-1-0		NEUTRAL		1-3-0		1-1-0		5-3-0								
10-13-0		0-2-0		0-2-0		NON-CONFERENCE		1-4-0		1-1-0		8-4-0								
3-2-0		0-0-0		0-0-0		HOME		0-1-0		0-0-0		3-1-0								
0-2-0		0-1-0		0-0-		AWAY		0-0-0		0-0-0		0-0-0								
7-9-0		0-1-0		0-1-0		NEUTRAL		1-3-0		1-1-0		5-3-0								
2-1-0		0-0-0		0-0-0		CONFERENCE		0-0-0		0-0-0		2-1-0								
0-0-0		0-0-0		0-0-0		HOME		0-0-0		0-0-0		0-0-0								
2-1-0		0-0-0		0-0-0		AWAY		0-0-0		0-0-0		2-1-0								
0-0-0		0-0-0		0-0-0		NEUTRAL		0-0-0		0-0-0		0-0-0								
RPI	S	Opponent		Score		RPI	S	Opponent		Score		RPI	S	Opponent		Score				
1	A	Florida		0	11	26	N	South Ala.		0	8	56	N	Illinois St.		2	3			
8	N	Kansas		4	10	32	A	South Carolina		3	12	66	N	Arkansas		5	2			
												69	H	Saint Francis (PA)		4	5			
												87	N	Mercer		0	3			
												97	N	Houston		5	6			
														Jacksonville		2	5			
														Dartmouth		5	4			
														Cleveland St.		3	0			
														Middle Tenn.		7	8			
														South Dakota St.		6	14			
														Lamar		6	10			
														UMass Lowell		2	0			
														Toledo		1	4			
														Gardner-Webb		8	10			
														Gardner-Webb		8	4			
														Gardner-Webb		3	1			
														Loyola Chicago		2	1			
														Princeton		2	1			
														Houston Baptist		11	3			
														Rider		9	2			
														Quinnipiac		4	1			
														South Carolina St.		5	2			
LAST 10 GAMES																				
190	H	Toledo		1	4	270	H	Quinnipiac		4	1									
69	H	Saint Francis (PA)		4	5	194	A	Gardner-Webb		3	1									
215	H	Princeton		2	1	194	A	Gardner-Webb		8	4									
269	H	Rider		9	2	213	N	Loyola Chicago		2	1									
194	A	Gardner-Webb		8	10	294	N	South Carolina St.		5	2									

Non-Div. I Games:

Liberty

U
T
M
a
r
t
i
n

UT Martin

Average RPI Win: 178		WON-LOST	WINNING	LAST 10	STRENGTH OF		OPP. STRENGTH	TEAM	ADJ	CONF.	ADJ CONF.
Average RPI Loss: 104		RECORD	PCT. RANK	GAMES	SCHEDULE		OF SCHEDULE	RPI	RPI	RPI	RPI
DIV. I ONLY		8-13-0	.38095	182	6-4-0		113	166	159	.47365	158
DIV. I NON-CONF.		8-13-0	.38095	179	6-4-0		113	169	166	.47365	166
TOTALS		RPI 1-25	RPI 26-50		W-L RECORDS		RPI 51-100		RPI 101-150		RPI 150+
8-13-0	0-0-0	0-3-0		OVERALL		1-4-0		1-3-0		6-3-0	
0-0-0	0-0-0	0-0-0		HOME		0-0-0		0-0-0		0-0-0	
1-1-0	0-0-0	0-1-0		AWAY		0-0-0		0-0-0		1-0-0	
7-12-0	0-0-0	0-2-0		NEUTRAL		1-4-0		1-3-0		5-3-0	
8-13-0	0-0-0	0-3-0		NON-CONFERENCE		1-4-0		1-3-0		6-3-0	
0-0-0	0-0-0	0-0-0		HOME		0-0-0		0-0-0		0-0-0	
1-1-0	0-0-0	0-0-		AWAY		0-0-0		0-0-0		1-0-0	
7-12-0	0-0-0	0-2-0		NEUTRAL		1-4-0		1-3-0		5-3-0	
0-0-0	0-0-0	0-0-0		CONFERENCE		0-0-0		0-0-0		0-0-0	
0-0-0	0-0-0	0-0-0		HOME		0-0-0		0-0-0		0-0-0	
0-0-0	0-0-0	0-0-0		AWAY		0-0-0		0-0-0		0-0-0	
0-0-0	0-0-0	0-0-0		NEUTRAL		0-0-0		0-0-0		0-0-0	
RPI S	Opponent	Score	RPI S	Opponent	Score	RPI S	Opponent	Score	RPI S	Opponent	Score
			30 A	San Diego St.	5 9	58 N	Samford	7 15	124 N	Rutgers	1 6
			41 N	Oregon St.	2 13	64 N	Lehigh	2 3	125 N	Wisconsin	3 0
			49 N	North Dakota St.	4 13	84 N	Boston College	2 0	134 N	Syracuse	2 3
						87 N	Mercer	6 10	149 N	Western Ill.	0 1
						90 N	North Florida	0 1	151 A	Maine	9 5
									158 N	Penn	0 1
									158 N	Penn	1 3
									158 N	Penn	4 0
									205 N	Ill.-Chicago	5 6
									206 N	Seton Hall	1 0
									206 N	Seton Hall	7 4
									220 N	Yale	2 0
									270 N	Quinnipiac	4 1
LAST 10 GAMES											
			220 N	Yale	2 0	124 N	Rutgers	1 6			
			270 N	Quinnipiac	4 1	151 A	Maine	9 5			
			64 N	Lehigh	2 3	158 N	Penn	0 1			
			158 N	Penn	1 3	125 N	Wisconsin	3 0			
			158 N	Penn	4 0	84 N	Boston College	2 0			

Non-Div. I Games:

Central Mich.

Average RPI Win:	177	WON-LOST	WINNING	LAST 10	STRENGTH OF	OPP. STRENGTH	TEAM	ADJ	CONF.	ADJ CONF.		
Average RPI Loss:	133	RECORD	PCT. RANK	GAMES	SCHEDULE	OF SCHEDULE	RPI	RPI	RPI	RPI		
DIV. I ONLY		6-7-0	.46154	149	4-4-0	164	209	158	.47365	158	27	27
DIV. I NON-CONF.		6-7-0	.46154	150	4-4-0	169	212	163	.47365	166	27	27

TOTALS	RPI 1-25	RPI 26-50		W-L RECORDS		RPI 51-100		RPI 101-150		RPI 150+		
6-7-0	0-0-0	0-0-0		OVERALL		0-3-0		1-1-0		5-3-0		
0-2-0	0-0-0	0-0-0		HOME		0-2-0		0-0-0		0-0-0		
0-0-0	0-0-0	0-0-0		AWAY		0-0-0		0-0-0		0-0-0		
6-5-0	0-0-0	0-0-0		NEUTRAL		0-1-0		1-1-0		5-3-0		
6-7-0	0-0-0	0-0-0		NON-CONFERENCE		0-3-0		1-1-0		5-3-0		
0-2-0	0-0-0	0-0-0		HOME		0-2-0		0-0-0		0-0-0		
0-0-0	0-0-0	0-0-		AWAY		0-0-0		0-0-0		0-0-0		
6-5-0	0-0-0	0-0-0		NEUTRAL		0-1-0		1-1-0		5-3-0		
0-0-0	0-0-0	0-0-0		CONFERENCE		0-0-0		0-0-0		0-0-0		
0-0-0	0-0-0	0-0-0		HOME		0-0-0		0-0-0		0-0-0		
0-0-0	0-0-0	0-0-0		AWAY		0-0-0		0-0-0		0-0-0		
0-0-0	0-0-0	0-0-0		NEUTRAL		0-0-0		0-0-0		0-0-0		
RPI	S	Opponent	Score	RPI	S	Opponent	Score	RPI	S	Opponent	Score	
						64 H Lehigh	0 10			134 N Syracuse	0 2	
						64 H Lehigh	0 3			134 N Syracuse	10 8	
						91 N Dayton	2 8			151 N Maine	5 4	
										158 N Central Mich.	0 4	
										158 N Central Mich.	1 0	
										158 N Central Mich.	3 1	
										190 N Toledo	4 5	
										228 N Bowling Green	1 2	
										228 N Bowling Green	6 5	
										235 N Wagner	2 1	
LAST 10 GAMES												
						64 H Lehigh	0 10			64 H Lehigh	0 3	
						158 N Central Mich.	3 1			228 N Bowling Green	6 5	
						158 N Central Mich.	0 4			235 N Wagner	2 1	
						134 N Syracuse	10 8			158 N Central Mich.	1 0	
						134 N Syracuse	0 2			151 N Maine	5 4	

Non-Div. I Games:

USciences

9 1

USciences

9 1

Penn

U
M
K
C

UMKC

Average RPI Win:		225	WON-LOST RECORD		WINNING PCT. RANK		LAST 10 GAMES		STRENGTH OF SCHEDULE		OPP. STRENGTH OF SCHEDULE		TEAM RPI		ADJ RPI		CONF. RPI		ADJ CONF. RPI	
DIV. I ONLY			13-10-0		.56522 100		4-6-0		256		195		161		.4714 161		29		29	
DIV. I NON-CONF.			12-8-0		.6 90		3-4-0		210		206		123		.49604 129		29		29	
TOTALS		RPI 1-25		RPI 26-50		W-L RECORDS		RPI 51-100		RPI 101-150		RPI 150+								
13-10-0		0-2-0		0-1-0		OVERALL		0-2-0		1-1-0		12-4-0								
3-0-0		0-0-0		0-0-0		HOME		0-0-0		0-0-0		3-0-0								
4-5-0		0-1-0		0-0-0		AWAY		0-2-0		1-0-0		3-2-0								
6-5-0		0-1-0		0-1-0		NEUTRAL		0-0-0		0-1-0		6-2-0								
12-8-0		0-2-0		0-1-0		NON-CONFERENCE		0-2-0		1-1-0		11-2-0								
3-0-0		0-0-0		0-0-0		HOME		0-0-0		0-0-0		3-0-0								
3-3-0		0-1-0		0-0-		AWAY		0-2-0		1-0-0		2-0-0								
6-5-0		0-1-0		0-1-0		NEUTRAL		0-0-0		0-1-0		6-2-0								
1-2-0		0-0-0		0-0-0		CONFERENCE		0-0-0		0-0-0		1-2-0								
0-0-0		0-0-0		0-0-0		HOME		0-0-0		0-0-0		0-0-0								
1-2-0		0-0-0		0-0-0		AWAY		0-0-0		0-0-0		1-2-0								
0-0-0		0-0-0		0-0-0		NEUTRAL		0-0-0		0-0-0		0-0-0								
RPI	S	Opponent		Score		RPI	S	Opponent		Score		RPI	S	Opponent		Score				
10	N	Missouri		2	4	40	N	Chattanooga		0	3	65	A	Jacksonville St.		2	6			
17	A	Notre Dame		4	8							65	A	Jacksonville St.		3	5			
														114 A Jacksonville		4	1			
														126 N Saint Louis		2	4			
														156 N Liberty		0	3			
														170 N Campbell		4	8			
														175 N South Dakota St.		6	5			
														190 H Toledo		4	3			
														201 N Eastern Ill.		3	0			
														219 A Wright St.		1	5			
														219 A Wright St.		6	2			
														219 A Wright St.		3	4			
														238 A Southeastern La.		7	2			
														238 A Southeastern La.		7	2			
														241 N Abilene Christian		14	11			
														244 H Canisius		8	4			
														245 N Florida A&M		12	2			
														263 N Northern Ky.		11	3			
														263 N Northern Ky.		10	2			
														288 H Niagara		8	0			
LAST 10 GAMES																				
219 A Wright St.						6	2	219 A Wright St.						3	4					
219 A Wright St.						1	5	238 A Southeastern La.						7	2					
17 A Notre Dame						4	8	238 A Southeastern La.						7	2					
65 A Jacksonville St.						2	6	263 N Northern Ky.						10	2					
65 A Jacksonville St.						3	5	126 N Saint Louis						2	4					

Non-Div. I Games:

Cleveland St.

Average RPI Win:		195	WON-LOST RECORD		WINNING PCT. RANK	LAST 10 GAMES		STRENGTH OF SCHEDULE		OPP. STRENGTH OF SCHEDULE	TEAM RPI	ADJ RPI	CONF. RPI	ADJ CONF. RPI								
Average RPI Loss:		118																				
DIV. I ONLY			17-15-0		.53125	117	4-6-0		247		145	162	.47132	162	5	6						
DIV. I NON-CONF.			15-11-0		.57692	103	2-2-0		273		205	182	.46306	181	6	6						
TOTALS		RPI 1-25		RPI 26-50		W-L RECORDS		RPI 51-100		RPI 101-150		RPI 150+										
17-15-0		0-4-0		1-0-0		OVERALL		0-1-0		2-4-0		14-6-0										
8-7-0		0-0-0		1-0-0		HOME		0-0-0		2-2-0		5-5-0										
1-5-0		0-4-0		0-0-0		AWAY		0-0-0		0-1-0		1-0-0										
8-3-0		0-0-0		0-0-0		NEUTRAL		0-1-0		0-1-0		8-1-0										
15-11-0		0-1-0		1-0-0		NON-CONFERENCE		0-1-0		0-3-0		14-6-0										
6-6-0		0-0-0		1-0-0		HOME		0-0-0		0-1-0		5-5-0										
1-2-0		0-1-0		0-0-		AWAY		0-0-0		0-1-0		1-0-0										
8-3-0		0-0-0		0-0-0		NEUTRAL		0-1-0		0-1-0		8-1-0										
2-4-0		0-3-0		0-0-0		CONFERENCE		0-0-0		2-1-0		0-0-0										
2-1-0		0-0-0		0-0-0		HOME		0-0-0		2-1-0		0-0-0										
0-3-0		0-3-0		0-0-0		AWAY		0-0-0		0-0-0		0-0-0										
0-0-0		0-0-0		0-0-0		NEUTRAL		0-0-0		0-0-0		0-0-0										
RPI	S	Opponent		Score		RPI	S	Opponent		Score		RPI	S	Opponent		Score						
9	A	Arizona		2	10	43	H	Ohio St.		8	5	63	N	UC Riverside		1	2					
14	A	La.-Lafayette		0	8												127	N	Colorado St.		6	7
14	A	La.-Lafayette		1	4												129	A	Texas Tech		5	13
14	A	La.-Lafayette		0	18												129	H	Texas Tech		6	10
																	139	H	Ga. Southern		10	13
																	139	H	Ga. Southern		7	1
																	139	H	Ga. Southern		2	1
																	157	H	UT Martin		0	9
																	157	N	UT Martin		8	0
																	157	N	UT Martin		12	2
																	160	H	UMKC		8	11
																	164	H	Sam Houston St.		4	6
																	172	N	Omaha		9	1
																	180	N	Utah Valley		8	4
																	180	N	Utah Valley		13	4
																	184	H	Lamar		4	2
																	187	N	UTEP		12	6
																	193	N	Bryant		15	5
																	196	N	Nicholls St.		0	4
																	207	H	DePaul		4	7
																	232	H	Buffalo		11	3
																	238	A	Southeastern La.		3	2
																	241	H	Abilene Christian		6	7
																	272	H	Incarnate Word		16	2
																	272	H	Incarnate Word		13	4
																	282	N	Alcorn		10	1
																	293	H	Prairie View		19	3
LAST 10 GAMES						LAST 10 GAMES						LAST 10 GAMES										
						139 H Ga. Southern						7	1	139 H Ga. Southern						10	13	
						139 H Ga. Southern						2	1	14 A La.-Lafayette						0	8	
						184 H Lamar						4	2	14 A La.-Lafayette						0	18	
						241 H Abilene Christian						6	7	129 A Texas Tech						5	13	
						14 A La.-Lafayette						1	4	180 N Utah Valley						13	4	

Non-Div. I Games:

Texas-Arlington

U
N
I

UNI

Average RPI Win:		201	WON-LOST RECORD		WINNING PCT. RANK		LAST 10 GAMES		STRENGTH OF SCHEDULE		OPP. STRENGTH OF SCHEDULE		TEAM RPI		ADJ RPI		CONF. RPI		ADJ CONF. RPI								
DIV. I ONLY			6-19-0		.24 254		1-8-0		38		182		166		.46875 164		24		24								
DIV. I NON-CONF.			4-12-0		.25 243		0-1-0		24		78		151		.48278 151		24		24								
TOTALS		RPI 1-25		RPI 26-50		W-L RECORDS		RPI 51-100		RPI 101-150		RPI 150+															
6-19-0		0-2-0		0-3-0		OVERALL		0-7-0		1-5-0		5-2-0															
1-2-0		0-0-0		0-0-0		HOME		0-0-0		0-0-0		1-2-0															
1-9-0		0-1-0		0-1-0		AWAY		0-5-0		0-2-0		1-0-0															
4-8-0		0-1-0		0-2-0		NEUTRAL		0-2-0		1-3-0		3-0-0															
4-12-0		0-2-0		0-3-0		NON-CONFERENCE		0-4-0		1-3-0		3-0-0															
0-0-0		0-0-0		0-0-0		HOME		0-0-0		0-0-0		0-0-0															
1-4-0		0-1-0		0-0-		AWAY		0-2-0		0-0-0		1-0-0															
3-8-0		0-1-0		0-2-0		NEUTRAL		0-2-0		1-3-0		2-0-0															
2-7-0		0-0-0		0-0-0		CONFERENCE		0-3-0		0-2-0		2-2-0															
1-2-0		0-0-0		0-0-0		HOME		0-0-0		0-0-0		1-2-0															
0-5-0		0-0-0		0-0-0		AWAY		0-3-0		0-2-0		0-0-0															
1-0-0		0-0-0		0-0-0		NEUTRAL		0-0-0		0-0-0		1-0-0															
RPI	S	Opponent			Score		RPI	S	Opponent			Score		RPI	S	Opponent			Score								
7	N	Oregon			4	14	26	A	South Ala.			0	8	70	N	Pittsburgh			1	13	112	A	Northwestern St.			0	8
15	A	Texas A&M			1	9	40	N	Chattanooga			2	5	70	N	Pittsburgh			6	7	112	A	Northwestern St.			2	5
							43	N	Ohio St.			3	4	71	A	Texas St.			6	15	114	N	Jacksonville			10	9
														71	A	Texas St.			1	6	114	N	Jacksonville			3	11
														76	A	McNeese St.			2	7	115	N	Ball St.			0	8
														76	A	McNeese St.			5	14	120	N	Northern Ill.			7	8
														76	A	McNeese St.			0	3	162	A	Texas-Arlington			6	4
																					196	H	Nicholls St.			2	5
																					196	H	Nicholls St.			6	4
																					196	H	Nicholls St.			1	5
																					232	N	Buffalo			11	0
																					232	N	Buffalo			5	0
																					272	N	Incarnate Word			5	2
							LAST 10 GAMES																				
							112	A	Northwestern St.			0	8	112	A	Northwestern St.			2	5							
							196	H	Nicholls St.			6	4	76	A	McNeese St.			2	7							
							196	H	Nicholls St.			1	5	76	A	McNeese St.			0	3							
							196	H	Nicholls St.			2	5	76	A	McNeese St.			5	14							
							15	A	Texas A&M			1	9	114	N	Jacksonville			3	11							

Non-Div. I Games: Mary Hardin-Baylor 10 1 Mary Hardin-Baylor 8 0

Sam Houston St.

Average RPI Win:		191	WON-LOST RECORD		WINNING PCT. RANK	LAST 10 GAMES	STRENGTH OF SCHEDULE		OPP. STRENGTH OF SCHEDULE	TEAM RPI	ADJ RPI	CONF. RPI	ADJ CONF. RPI
Average RPI Loss:		101	10-22-0		.3125 218	5-5-0	83		159	171	.46769 165	6	5
DIV. I ONLY			9-20-0		.31034 217	4-3-0	90		142	179	.46512 177	5	5
DIV. I NON-CONF.													
TOTALS		RPI 1-25	RPI 26-50		W-L RECORDS		RPI 51-100		RPI 101-150		RPI 150+		
10-22-0		0-5-0	0-3-0		OVERALL		1-3-0		2-5-0		7-6-0		
5-3-0		0-0-0	0-1-0		HOME		0-0-0		1-2-0		4-0-0		
0-3-0		0-2-0	0-0-0		AWAY		0-1-0		0-0-0		0-0-0		
5-16-0		0-3-0	0-2-0		NEUTRAL		1-2-0		1-3-0		3-6-0		
9-20-0		0-5-0	0-3-0		NON-CONFERENCE		1-3-0		1-3-0		7-6-0		
4-1-0		0-0-0	0-1-0		HOME		0-0-0		0-0-0		4-0-0		
0-3-0		0-2-0	0-0-		AWAY		0-1-0		0-0-0		0-0-0		
5-16-0		0-3-0	0-2-0		NEUTRAL		1-2-0		1-3-0		3-6-0		
1-2-0		0-0-0	0-0-0		CONFERENCE		0-0-0		1-2-0		0-0-0		
1-2-0		0-0-0	0-0-0		HOME		0-0-0		1-2-0		0-0-0		
0-0-0		0-0-0	0-0-0		AWAY		0-0-0		0-0-0		0-0-0		
0-0-0		0-0-0	0-0-0		NEUTRAL		0-0-0		0-0-0		0-0-0		
RPI S	Opponent	Score	RPI S	Opponent	Score	RPI S	Opponent	Score	RPI S	Opponent	Score		
12 N	UCLA	4 7	41 N	Oregon St.	6 10	57 N	CSUN	5 12	119 N	San Diego	4 3		
13 A	Arizona St.	2 10	45 N	BYU	3 5	64 N	Lehigh	15 7	124 H	Rutgers	8 7		
19 N	Georgia	1 9	49 H	North Dakota St.	5 9	81 A	Kennesaw St.	4 9	124 H	Rutgers	6 10		
19 N	Georgia	1 4				88 N	Cal Poly	0 4	124 H	Rutgers	5 11		
20 A	Kentucky	1 4							126 N	Saint Louis	1 2		
									138 N	Miami (OH)	2 3		
									144 N	New Mexico	8 9		
									178 N	Loyola Marymount	5 13		
									180 N	Utah Valley	1 4		
									180 N	Utah Valley	8 7		
									181 N	Georgetown	2 7		
									187 N	UTEP	1 4		
									191 N	Utah St.	5 6		
									197 N	Western Mich.	4 5		
									201 N	Eastern Ill.	9 8		
									219 H	Wright St.	7 2		
									228 H	Bowling Green	3 2		
									228 H	Bowling Green	5 2		
									274 N	Austin Peay	10 7		
									277 H	IPFW	9 2		
			LAST 10 GAMES										
			124 H	Rutgers	8 7	124 H	Rutgers	6 10					
			124 H	Rutgers	5 11	219 H	Wright St.	7 2					
			20 A	Kentucky	1 4	228 H	Bowling Green	5 2					
			49 H	North Dakota St.	5 9	228 H	Bowling Green	3 2					
			277 H	IPFW	9 2	81 A	Kennesaw St.	4 9					

Non-Div. I Games:

Indiana

Average RPI Win: 227		WON-LOST	WINNING	LAST 10	STRENGTH OF	OPP. STRENGTH	TEAM	ADJ	CONF.	ADJ CONF.					
Average RPI Loss: 147		RECORD	PCT. RANK	GAMES	SCHEDULE	OF SCHEDULE	RPI	RPI	RPI	RPI					
DIV. I ONLY		14-9-0	.6087	83	6-4-0	266	254	164	.46761	166	10	10			
DIV. I NON-CONF.		13-8-0	.61905	83	5-3-0	274	253	173	.46673	172	10	10			
<hr/>															
TOTALS		RPI 1-25		RPI 26-50		W-L RECORDS		RPI 51-100		RPI 101-150		RPI 150+			
14-9-0		0-0-0		0-0-0		OVERALL		0-3-0		2-2-0		12-4-0			
5-3-0		0-0-0		0-0-0		HOME		0-0-0		0-0-0		5-3-0			
1-4-0		0-0-0		0-0-0		AWAY		0-2-0		1-2-0		0-0-0			
8-2-0		0-0-0		0-0-0		NEUTRAL		0-1-0		1-0-0		7-1-0			
<hr/>															
13-8-0		0-0-0		0-0-0		NON-CONFERENCE		0-3-0		2-2-0		11-3-0			
4-2-0		0-0-0		0-0-0		HOME		0-0-0		0-0-0		4-2-0			
1-4-0		0-0-0		0-0-		AWAY		0-2-0		1-2-0		0-0-0			
8-2-0		0-0-0		0-0-0		NEUTRAL		0-1-0		1-0-0		7-1-0			
<hr/>															
1-1-0		0-0-0		0-0-0		CONFERENCE		0-0-0		0-0-0		1-1-0			
1-1-0		0-0-0		0-0-0		HOME		0-0-0		0-0-0		1-1-0			
0-0-0		0-0-0		0-0-0		AWAY		0-0-0		0-0-0		0-0-0			
0-0-0		0-0-0		0-0-0		NEUTRAL		0-0-0		0-0-0		0-0-0			
<hr/>															
RPI	S	Opponent	Score	RPI	S	Opponent	Score	RPI	S	Opponent	Score				
						51 N	Ole Miss	4		12	118 A	Central Ark.	2		7
						83 A	La.-Monroe	5		7	140 A	Charleston So.	2		6
						83 A	La.-Monroe	3		11	140 A	Charleston So.	7		1
											150 N	Memphis	6		4
											177 N	Western Caro.	1		3
											177 N	Western Caro.	7		0
											177 N	Western Caro.	9		2
											190 N	Toledo	8		0
											202 H	Villanova	2		7
											212 H	Drexel	4		3
											212 H	Drexel	4		6
											243 N	Marist	7		3
											261 H	Cornell	2		5
											261 H	Cornell	5		4
											262 N	Howard	13		6
											262 N	Howard	11		6
											265 H	Delaware St.	7		5
											267 N	N.C. A&T	7		1
											283 H	Morgan St.	6		2
											283 H	Morgan St.	1		0
<hr/>															
LAST 10 GAMES															
						212 H	Drexel	4		6					
						283 H	Morgan St.	1		0					
						283 H	Morgan St.	6		2					
						261 H	Cornell	2		5					
						261 H	Cornell	5		4					
						212 H	Drexel	4		6					
						202 H	Villanova	2		7					
						265 H	Delaware St.	7		5					
						177 N	Western Caro.	7		0					
						177 N	Western Caro.	1		3					

Non-Div. I Games:

Delaware

Average RPI Win: 148		WON-LOST	WINNING	LAST 10	STRENGTH OF	OPP. STRENGTH	TEAM	ADJ	CONF.	ADJ CONF.						
Average RPI Loss: 120		RECORD	PCT. RANK	GAMES	SCHEDULE	OF SCHEDULE	RPI	RPI	RPI	RPI						
DIV. I ONLY		7-20-0	.25926	242	1-9-0	44	220	170	.46706	167	24	24				
DIV. I NON-CONF.		4-13-0	.23529	250	0-3-0	28	72	161	.47539	161	24	24				
<hr/>																
TOTALS		RPI 1-25	RPI 26-50		W-L RECORDS		RPI 51-100		RPI 101-150		RPI 150+					
7-20-0		0-4-0	1-1-0		OVERALL		2-3-0		1-5-0		3-7-0					
1-2-0		0-0-0	0-0-0		HOME		0-0-0		0-0-0		1-2-0					
2-12-0		0-4-0	0-0-0		AWAY		1-3-0		0-3-0		1-2-0					
4-6-0		0-0-0	1-1-0		NEUTRAL		1-0-0		1-2-0		1-3-0					
4-13-0		0-4-0	1-1-0		NON-CONFERENCE		1-3-0		1-2-0		1-3-0					
1-0-0		0-0-0	0-0-0		HOME		0-0-0		0-0-0		1-0-0					
1-7-0		0-4-0	0-0-		AWAY		1-3-0		0-0-0		0-0-0					
2-6-0		0-0-0	1-1-0		NEUTRAL		0-0-0		1-2-0		0-3-0					
3-7-0		0-0-0	0-0-0		CONFERENCE		1-0-0		0-3-0		2-4-0					
0-2-0		0-0-0	0-0-0		HOME		0-0-0		0-0-0		0-2-0					
1-5-0		0-0-0	0-0-0		AWAY		0-0-0		0-3-0		1-2-0					
2-0-0		0-0-0	0-0-0		NEUTRAL		1-0-0		0-0-0		1-0-0					
RPI	S	Opponent	Score		RPI	S	Opponent	Score		RPI	S	Opponent	Score			
2	A	LSU	0	9	37	N	Fla. Atlantic	4	0	71	A	Texas St.	0	9		
2	A	LSU	0	14	37	N	Fla. Atlantic	0	8	71	A	Texas St.	0	1		
25	A	Baylor	3	10						72	A	UTSA	0	11		
25	A	Baylor	0	3						76	N	McNeese St.	7	6		
										97	A	Houston	5	1		
												115	N	Ball St.	1	3
												118	A	Central Ark.	6	13
												118	A	Central Ark.	3	5
												118	A	Central Ark.	2	9
												137	N	Wichita St.	1	2
												137	N	Wichita St.	6	3
												163	N	UNI	0	3
												196	A	Nicholls St.	1	2
												196	A	Nicholls St.	7	4
												196	A	Nicholls St.	6	7
												207	N	DePaul	4	5
												211	N	A&M-Corpus Christi	6	3
												238	H	Southeastern La.	2	11
												238	H	Southeastern La.	3	5
												246	N	Massachusetts	4	6
												284	H	Texas Southern	15	3
LAST 10 GAMES					LAST 10 GAMES					LAST 10 GAMES						
238 H Southeastern La.					3	5	238 H Southeastern La.					2	11			
71 A Texas St.					0	1	118 A Central Ark.					6	13			
71 A Texas St.					0	9	118 A Central Ark.					2	9			
72 A UTSA					0	11	196 A Nicholls St.					1	2			
118 A Central Ark.					3	5	196 A Nicholls St.					7	4			

Non-Div. I Games:

Stephen F. Austin

Average RPI Win: 186		WON-LOST	WINNING	LAST 10	STRENGTH OF		OPP. STRENGTH	TEAM	ADJ		CONF.	ADJ CONF.
Average RPI Loss: 100		RECORD	PCT. RANK	GAMES	SCHEDULE		OF SCHEDULE	RPI	RPI		RPI	RPI
DIV. I ONLY		12-16-0	.42857	166	4-6-0		174	120	163		.46669	168
DIV. I NON-CONF.		11-14-0	.44	156	3-4-0		151	144	158		.47491	165
TOTALS		RPI 1-25	RPI 26-50		W-L RECORDS		RPI 51-100		RPI 101-150		RPI 150+	
12-16-0		0-2-0	0-4-0		OVERALL		0-2-0		5-4-0		7-4-0	
6-7-0		0-0-0	0-3-0		HOME		0-0-0		1-3-0		5-1-0	
0-2-0		0-2-0	0-0-0		AWAY		0-0-0		0-0-0		0-0-0	
6-7-0		0-0-0	0-1-0		NEUTRAL		0-2-0		4-1-0		2-3-0	
11-14-0		0-2-0	0-4-0		NON-CONFERENCE		0-2-0		4-2-0		7-4-0	
5-5-0		0-0-0	0-3-0		HOME		0-0-0		0-1-0		5-1-0	
0-2-0		0-2-0	0-0-		AWAY		0-0-0		0-0-0		0-0-0	
6-7-0		0-0-0	0-1-0		NEUTRAL		0-2-0		4-1-0		2-3-0	
1-2-0		0-0-0	0-0-0		CONFERENCE		0-0-0		1-2-0		0-0-0	
1-2-0		0-0-0	0-0-0		HOME		0-0-0		1-2-0		0-0-0	
0-0-0		0-0-0	0-0-0		AWAY		0-0-0		0-0-0		0-0-0	
0-0-0		0-0-0	0-0-0		NEUTRAL		0-0-0		0-0-0		0-0-0	
RPI S	Opponent	Score	RPI S	Opponent	Score	RPI S	Opponent	Score	RPI S	Opponent	Score	
4 A	Auburn	4 15	32 H	South Carolina	2 3	70 N	Pittsburgh	0 1	103 N	Murray St.	4 8	
19 A	Georgia	2 10	34 N	Georgia St.	7 8	87 N	Mercer	4 10	103 N	Murray St.	8 6	
			35 H	James Madison	0 1				106 H	Furman	0 3	
			35 H	James Madison	1 6				110 N	Appalachian St.	6 2	
									111 H	Longwood	4 2	
									111 H	Longwood	2 4	
									111 H	Longwood	3 8	
									115 N	Ball St.	10 1	
									128 N	Illinois	5 1	
									171 H	Albany (NY)	8 2	
									177 H	Western Caro.	4 2	
									177 H	Western Caro.	0 1	
									201 N	Eastern Ill.	3 4	
									228 N	Bowling Green	1 6	
									235 H	Wagner	9 4	
									246 N	Massachusetts	4 5	
									251 H	Belmont	10 8	
									264 N	Coppin St.	19 5	
									274 H	Austin Peay	11 3	
									287 N	Hartford	8 0	
			LAST 10 GAMES									
			111 H	Longwood	3 8	111 H	Longwood	2 4				
			111 H	Longwood	4 2	171 H	Albany (NY)	8 2				
			32 H	South Carolina	2 3	177 H	Western Caro.	4 2				
			35 H	James Madison	0 1	251 H	Belmont	10 8				
			35 H	James Madison	1 6	106 H	Furman	0 3				

Non-Div. I Games:

Winthrop

Average RPI Win: 168		WON-LOST RECORD		WINNING PCT. RANK		LAST 10 GAMES		STRENGTH OF SCHEDULE		OPP. STRENGTH OF SCHEDULE		TEAM RPI		ADJ RPI		CONF. RPI		ADJ CONF. RPI	
DIV. I ONLY		5-11-0		.3125 218		5-5-0		103		75		172		.46603 169		20		20	
DIV. I NON-CONF.		5-11-0		.3125 214		5-5-0		106		69		176		.46603 174		20		21	
TOTALS		RPI 1-25		RPI 26-50		W-L RECORDS		RPI 51-100		RPI 101-150		RPI 150+							
5-11-0		0-2-0		0-2-0		OVERALL		0-4-0		2-1-0		3-2-0							
0-0-0		0-0-0		0-0-0		HOME		0-0-0		0-0-0		0-0-0							
1-5-0		0-1-0		0-2-0		AWAY		0-0-0		0-0-0		1-1-0							
4-6-0		0-0-0		0-0-0		NEUTRAL		0-4-0		2-1-0		2-1-0							
5-11-0		0-2-0		0-2-0		NON-CONFERENCE		0-4-0		2-1-0		3-2-0							
0-0-0		0-0-0		0-0-0		HOME		0-0-0		0-0-0		0-0-0							
1-5-0		0-2-0		0-0-		AWAY		0-0-0		0-0-0		1-1-0							
4-6-0		0-0-0		0-0-0		NEUTRAL		0-4-0		2-1-0		2-1-0							
0-0-0		0-0-0		0-0-0		CONFERENCE		0-0-0		0-0-0		0-0-0							
0-0-0		0-0-0		0-0-0		HOME		0-0-0		0-0-0		0-0-0							
0-0-0		0-0-0		0-0-0		AWAY		0-0-0		0-0-0		0-0-0							
0-0-0		0-0-0		0-0-0		NEUTRAL		0-0-0		0-0-0		0-0-0							
RPI	S	Opponent		Score		RPI	S	Opponent		Score		RPI	S	Opponent		Score			
12	A	UCLA		0	8	37	A	Fla. Atlantic		2	10	74	N	Maryland		0	4		
12	A	UCLA		1	7	41	A	Fresno St.		1	6	88	N	Cal Poly		2	4		
												92	N	Tulsa		0	10		
												95	N	UC Davis		3	7		
												122	N	Michigan St.		3	7		
												128	N	Illinois		8	5		
												131	N	Pacific		5	4		
												175	N	South Dakota St.		11	1		
												178	A	Loyola Marymount		3	5		
												178	A	Loyola Marymount		8	7		
												212	N	Drexel		1	5		
												229	N	Montana		3	0		
LAST 10 GAMES																			
88	N	Cal Poly		2	4	131	N	Pacific		5	4								
229	N	Montana		3	0	178	A	Loyola Marymount		8	7								
175	N	South Dakota St.		11	1	12	A	UCLA		0	8								
41	A	Fresno St.		1	6	128	N	Illinois		8	5								
178	A	Loyola Marymount		3	5	12	A	UCLA		1	7								

Non-Div. I Games:

Providence

Average RPI Win: 203		WON-LOST	WINNING	LAST 10	STRENGTH OF		OPP. STRENGTH	TEAM	ADJ	CONF.	ADJ CONF.
Average RPI Loss: 122		RECORD	PCT. RANK	GAMES	SCHEDULE		OF SCHEDULE	RPI	RPI	RPI	RPI
DIV. I ONLY		16-13-0	.55172	108	3-7-0		261	133	167	.46589	170
DIV. I NON-CONF.		15-9-0	.625	79	2-3-0		246	139	125	.4935	134
TOTALS		RPI 1-25	RPI 26-50		W-L RECORDS		RPI 51-100		RPI 101-150		RPI 150+
16-13-0	0-2-0	0-0-0		OVERALL		1-4-0		2-3-0		13-4-0	
5-4-0	0-2-0	0-0-0		HOME		0-1-0		0-0-0		5-1-0	
4-5-0	0-0-0	0-0-0		AWAY		0-1-0		1-2-0		3-2-0	
7-4-0	0-0-0	0-0-0		NEUTRAL		1-2-0		1-1-0		5-1-0	
15-9-0	0-2-0	0-0-0		NON-CONFERENCE		1-4-0		2-1-0		12-2-0	
5-4-0	0-2-0	0-0-0		HOME		0-1-0		0-0-0		5-1-0	
3-1-0	0-0-0	0-0-0		AWAY		0-1-0		1-0-0		2-0-0	
7-4-0	0-0-0	0-0-0		NEUTRAL		1-2-0		1-1-0		5-1-0	
1-4-0	0-0-0	0-0-0		CONFERENCE		0-0-0		0-2-0		1-2-0	
0-0-0	0-0-0	0-0-0		HOME		0-0-0		0-0-0		0-0-0	
1-4-0	0-0-0	0-0-0		AWAY		0-0-0		0-2-0		1-2-0	
0-0-0	0-0-0	0-0-0		NEUTRAL		0-0-0		0-0-0		0-0-0	
RPI S	Opponent	Score		RPI S	Opponent	Score		RPI S	Opponent	Score	
17 H	Notre Dame	3	4					107 N	Binghamton	8	9
22 H	North Carolina St.	1	3					139 A	Ga. Southern	7	6
								143 A	Coastal Caro.	5	10
								143 A	Coastal Caro.	4	5
								148 N	Tennessee Tech	3	0
								161 N	Cleveland St.	8	4
								189 H	East Tenn. St.	10	0
								189 H	East Tenn. St.	5	4
								198 A	UNCW	8	3
								198 A	UNCW	6	1
								200 A	Radford	15	6
								200 A	Radford	4	8
								200 A	Radford	2	5
								226 H	Monmouth	4	13
								233 H	Morehead St.	2	1
								239 N	Virginia	5	2
								241 N	Abilene Christian	4	3
								241 N	Abilene Christian	3	1
								243 N	Marist	1	2
								253 N	Savannah St.	11	5
								258 H	Fairfield	2	1
								277 H	IPFW	4	2
LAST 10 GAMES											
143 A	Coastal Caro.	4	5	143 A	Coastal Caro.	5	10	200 A	Radford	2	5
198 A	UNCW	8	3	200 A	Radford	2	5	22 H	North Carolina St.	1	3
198 A	UNCW	6	1	22 H	North Carolina St.	1	3	17 H	Notre Dame	3	4
200 A	Radford	15	6	17 H	Notre Dame	3	4	226 H	Monmouth	4	13
200 A	Radford	4	8	226 H	Monmouth	4	13				

Non-Div. I Games:

Campbell

Average RPI Win: 231		WON-LOST	WINNING	LAST 10	STRENGTH OF		OPP. STRENGTH	TEAM	ADJ		CONF.	ADJ CONF.						
Average RPI Loss: 135		RECORD	PCT. RANK	GAMES	SCHEDULE		OF SCHEDULE	RPI	RPI		RPI	RPI						
DIV. I ONLY		12-7-0	.63158	75	7-3-0		272	251	168	.46547	171	26	26					
DIV. I NON-CONF.		12-7-0	.63158	76	7-3-0		275	256	175	.46547	176	26	26					
<hr/>																		
TOTALS		RPI 1-25		RPI 26-50		W-L RECORDS		RPI 51-100		RPI 101-150		RPI 150+						
12-7-0		0-0-0		0-1-0		OVERALL		0-1-0		1-2-0		11-3-0						
0-0-0		0-0-0		0-0-0		HOME		0-0-0		0-0-0		0-0-0						
0-2-0		0-0-0		0-1-0		AWAY		0-0-0		0-0-0		0-1-0						
12-5-0		0-0-0		0-0-0		NEUTRAL		0-1-0		1-2-0		11-2-0						
<hr/>																		
12-7-0		0-0-0		0-1-0		NON-CONFERENCE		0-1-0		1-2-0		11-3-0						
0-0-0		0-0-0		0-0-0		HOME		0-0-0		0-0-0		0-0-0						
0-2-0		0-0-0		0-0-		AWAY		0-0-0		0-0-0		0-1-0						
12-5-0		0-0-0		0-0-0		NEUTRAL		0-1-0		1-2-0		11-2-0						
<hr/>																		
0-0-0		0-0-0		0-0-0		CONFERENCE		0-0-0		0-0-0		0-0-0						
0-0-0		0-0-0		0-0-0		HOME		0-0-0		0-0-0		0-0-0						
0-0-0		0-0-0		0-0-0		AWAY		0-0-0		0-0-0		0-0-0						
0-0-0		0-0-0		0-0-0		NEUTRAL		0-0-0		0-0-0		0-0-0						
<hr/>																		
RPI	S	Opponent		Score		RPI	S	Opponent		Score		RPI	S	Opponent		Score		
						37	A	Fla. Atlantic	1	10			90	N	North Florida	2	10	
														104	N	Creighton	0	11
														106	N	Furman	2	4
														106	N	Furman	7	1
														168	A	Winthrop	2	8
														177	N	Western Caro.	4	0
														188	N	Bucknell	3	8
														215	N	Princeton	12	4
														221	N	Green Bay	2	1
														221	N	Green Bay	3	2
														231	N	South Dakota	8	4
														245	N	Florida A&M	2	0
														245	N	Florida A&M	4	3
														255	N	Valparaiso	2	9
														255	N	Valparaiso	6	5
														285	N	Saint Peter's	9	1
														285	N	Saint Peter's	8	0
														288	N	Niagara	7	6
<hr/>																		
LAST 10 GAMES																		
						285	N	Saint Peter's	8	0	221	N	Green Bay	2	1			
						221	N	Green Bay	3	2	255	N	Valparaiso	2	9			
						285	N	Saint Peter's	9	1	104	N	Creighton	0	11			
						231	N	South Dakota	8	4	288	N	Niagara	7	6			
						255	N	Valparaiso	6	5	188	N	Bucknell	3	8			

Non-Div. I Games:

Albany (NY)

Average RPI Win: 228		WON-LOST RECORD		WINNING PCT. RANK		LAST 10 GAMES		STRENGTH OF SCHEDULE		OPP. STRENGTH OF SCHEDULE		TEAM RPI		ADJ RPI		CONF. RPI		ADJ CONF. RPI	
DIV. I ONLY		15-13-0		.53571 115		6-4-0		246		216		168		.46487 172		18		18	
DIV. I NON-CONF.		12-13-0		.48 143		3-4-0		167		219		156		.47646 160		19		19	
TOTALS		RPI 1-25		RPI 26-50		W-L RECORDS		RPI 51-100		RPI 101-150		RPI 150+							
15-13-0		0-3-0		0-0-0		OVERALL		0-3-0		2-2-0		13-5-0							
6-0-0		0-0-0		0-0-0		HOME		0-0-0		0-0-0		6-0-0							
0-4-0		0-1-0		0-0-0		AWAY		0-1-0		0-1-0		0-1-0							
9-9-0		0-2-0		0-0-0		NEUTRAL		0-2-0		2-1-0		7-4-0							
12-13-0		0-3-0		0-0-0		NON-CONFERENCE		0-3-0		2-2-0		10-5-0							
3-0-0		0-0-0		0-0-0		HOME		0-0-0		0-0-0		3-0-0							
0-4-0		0-1-0		0-0-		AWAY		0-1-0		0-1-0		0-1-0							
9-9-0		0-2-0		0-0-0		NEUTRAL		0-2-0		2-1-0		7-4-0							
3-0-0		0-0-0		0-0-0		CONFERENCE		0-0-0		0-0-0		3-0-0							
3-0-0		0-0-0		0-0-0		HOME		0-0-0		0-0-0		3-0-0							
0-0-0		0-0-0		0-0-0		AWAY		0-0-0		0-0-0		0-0-0							
0-0-0		0-0-0		0-0-0		NEUTRAL		0-0-0		0-0-0		0-0-0							
RPI	S	Opponent		Score		RPI	S	Opponent		Score		RPI	S	Opponent		Score			
8	A	Kansas		4	5					62	A	Nebraska	1	10	105	N	Drake	1	5
17	N	Notre Dame		0	7					64	N	Lehigh	5	6	105	N	Drake	8	4
19	N	Georgia		0	8					94	N	Idaho St.	3	7	126	N	Saint Louis	1	0
															127	A	Colorado St.	4	5
															157	N	UT Martin	3	7
															160	N	UMKC	0	5
															162	N	Texas-Arlington	1	9
															181	N	Georgetown	7	4
															196	N	Nicholls St.	5	1
															210	H	Northern Colo.	4	2
															210	H	Northern Colo.	8	0
															238	A	Southeastern La.	1	5
															239	N	Virginia	9	3
															239	N	Virginia	1	2
															255	N	Valparaiso	11	2
															255	N	Valparaiso	13	1
															259	H	N.C. Central	7	1
															265	N	Delaware St.	5	1
															277	H	IPFW	5	0
															277	H	IPFW	8	0
															277	H	IPFW	2	1
															282	N	Alcorn	9	1
				LAST 10 GAMES															
				277	H	IPFW	2	1			277	H	IPFW	5	0				
				277	H	IPFW	8	0			160	N	UMKC	0	5				
				210	H	Northern Colo.	4	2			126	N	Saint Louis	1	0				
				210	H	Northern Colo.	8	0			94	N	Idaho St.	3	7				
				8	A	Kansas	4	5			62	A	Nebraska	1	10				

Non-Div. I Games:

Omaha

Average RPI Win:	182	WON-LOST	WINNING	LAST 10	STRENGTH OF	OPP. STRENGTH	TEAM	ADJ	CONF.	ADJ CONF.	
Average RPI Loss:	121	RECORD	PCT. RANK	GAMES	SCHEDULE	OF SCHEDULE	RPI	RPI	RPI	RPI	
DIV. I ONLY	11-13-0	.45833	152	2-8-0	223	123	181	.46436	173	8	9
DIV. I NON-CONF.	10-5-0	.66667	66	1-0-0	264	168	130	.49686	127	9	9
<hr/>											
TOTALS	RPI 1-25	RPI 26-50		W-L RECORDS		RPI 51-100		RPI 101-150		RPI 150+	
11-13-0	0-0-0	1-4-0		OVERALL		1-0-0		1-3-0		8-6-0	
1-2-0	0-0-0	0-0-0		HOME		0-0-0		1-2-0		0-0-0	
1-7-0	0-0-0	0-4-0		AWAY		1-0-0		0-0-0		0-3-0	
9-4-0	0-0-0	1-0-0		NEUTRAL		0-0-0		0-1-0		8-3-0	
<hr/>											
10-5-0	0-0-0	1-1-0		NON-CONFERENCE		1-0-0		0-1-0		8-3-0	
0-0-0	0-0-0	0-0-0		HOME		0-0-0		0-0-0		0-0-0	
1-1-0	0-0-0	0-0-		AWAY		1-0-0		0-0-0		0-0-0	
9-4-0	0-0-0	1-0-0		NEUTRAL		0-0-0		0-1-0		8-3-0	
<hr/>											
1-8-0	0-0-0	0-3-0		CONFERENCE		0-0-0		1-2-0		0-3-0	
1-2-0	0-0-0	0-0-0		HOME		0-0-0		1-2-0		0-0-0	
0-6-0	0-0-0	0-3-0		AWAY		0-0-0		0-0-0		0-3-0	
0-0-0	0-0-0	0-0-0		NEUTRAL		0-0-0		0-0-0		0-0-0	
<hr/>											
RPI S	Opponent	Score	RPI S	Opponent	Score	RPI S	Opponent	Score	RPI S	Opponent	Score
			27 A	Mississippi St.	1 9	53 A	New Mexico St.	6 5	109 H	FIU	0 8
			37 A	Fla. Atlantic	1 3				109 H	FIU	4 8
			37 A	Fla. Atlantic	0 5				109 H	FIU	7 6
			37 A	Fla. Atlantic	0 9				126 N	Saint Louis	8 9
			46 N	Louisville	5 3				151 N	Maine	2 5
									156 N	Liberty	8 7
									175 N	South Dakota St.	5 2
									185 N	UMass Lowell	2 3
									187 A	UTEP	2 12
									187 A	UTEP	0 7
									187 A	UTEP	4 7
									200 N	Radford	2 4
									208 N	Sacred Heart	3 2
									230 N	Oakland	9 6
									245 N	Florida A&M	7 0
									252 N	Mississippi Val.	13 2
									252 N	Mississippi Val.	14 0
									274 N	Austin Peay	8 5
<hr/>											
LAST 10 GAMES											
			37 A	Fla. Atlantic	0 9	37 A	Fla. Atlantic	0 5			
			37 A	Fla. Atlantic	1 3	53 A	New Mexico St.	6 5			
			109 H	FIU	4 8	187 A	UTEP	2 12			
			109 H	FIU	0 8	187 A	UTEP	0 7			
			109 H	FIU	7 6	187 A	UTEP	4 7			

Non-Div. I Games:

Middle Tenn.

[illegible]

Non-Div. I Games:

St. John's (NY)

Average RPI Win:	173	WON-LOST RECORD	WINNING PCT. RANK	LAST 10 GAMES	STRENGTH OF SCHEDULE	OPP. STRENGTH OF SCHEDULE	TEAM RPI	ADJ RPI	CONF. RPI	ADJ CONF. RPI									
DIV. I ONLY		6-12-0	.33333	201	2-8-0	111	155	176	.46325	175	18	18							
DIV. I NON-CONF.		5-10-0	.33333	199	1-6-0	177	129	210	.44614	208	19	19							
<hr/>																			
TOTALS	RPI 1-25	RPI 26-50			W-L RECORDS		RPI 51-100		RPI 101-150		RPI 150+								
6-12-0	0-2-0	0-0-0			OVERALL		1-5-0		0-1-0		5-4-0								
0-0-0	0-0-0	0-0-0			HOME		0-0-0		0-0-0		0-0-0								
1-4-0	0-0-0	0-0-0			AWAY		1-4-0		0-0-0		0-0-0								
5-8-0	0-2-0	0-0-0			NEUTRAL		0-1-0		0-1-0		5-4-0								
5-10-0	0-2-0	0-0-0			NON-CONFERENCE		0-3-0		0-1-0		5-4-0								
0-0-0	0-0-0	0-0-0			HOME		0-0-0		0-0-0		0-0-0								
0-2-0	0-0-0	0-0-			AWAY		0-2-0		0-0-0		0-0-0								
5-8-0	0-2-0	0-0-0			NEUTRAL		0-1-0		0-1-0		5-4-0								
1-2-0	0-0-0	0-0-0			CONFERENCE		1-2-0		0-0-0		0-0-0								
0-0-0	0-0-0	0-0-0			HOME		0-0-0		0-0-0		0-0-0								
1-2-0	0-0-0	0-0-0			AWAY		1-2-0		0-0-0		0-0-0								
0-0-0	0-0-0	0-0-0			NEUTRAL		0-0-0		0-0-0		0-0-0								
<hr/>																			
RPI	S	Opponent	Score		RPI	S	Opponent	Score		RPI	S	Opponent	Score						
10	N	Missouri	0	13					85	A	IUPUI	7	5	131	N	Pacific	0	10	
16	N	Minnesota	3	20					85	A	IUPUI	1	7	156	N	Liberty	14	6	
								85	A	IUPUI	1	2	160	N	UMKC	4	7		
								88	N	Cal Poly	8	11	161	N	Cleveland St.	5	6		
								99	A	Iowa St.	0	6	169	N	Providence	1	11		
								99	A	Iowa St.	3	5	173	N	Middle Tenn.	2	5		
															185	N	UMass Lowell	9	1
															191	N	Utah St.	7	6
															191	N	Utah St.	6	4
															229	N	Montana	10	3
<hr/>																			
LAST 10 GAMES																			
								85	A	IUPUI	7	5	85	A	IUPUI	1	2		
								85	A	IUPUI	1	7	169	N	Providence	1	11		
								229	N	Montana	10	3	131	N	Pacific	0	10		
								16	N	Minnesota	3	20	10	N	Missouri	0	13		
								88	N	Cal Poly	8	11	161	N	Cleveland St.	5	6		

Non-Div. I Games:

South Dakota St.

[illegible]

Non-Div. I Games:

Boston U.

Average RPI Win:	221	WON-LOST	WINNING	LAST 10	STRENGTH OF	OPP. STRENGTH	TEAM	ADJ	CONF.	ADJ CONF.		
Average RPI Loss:	124	RECORD	PCT. RANK	GAMES	SCHEDULE	OF SCHEDULE	RPI	RPI	RPI	RPI		
DIV. I ONLY		11-18-0	.37931	184	4-6-0	119	257	177	.46282	177	11	11
DIV. I NON-CONF.		9-17-0	.34615	195	2-5-0	108	264	193	.45751	189	11	12
<hr/>												
TOTALS	RPI 1-25	RPI 26-50		W-L RECORDS		RPI 51-100		RPI 101-150		RPI 150+		
11-18-0	0-0-0	0-3-0		OVERALL		0-4-0		0-3-0		11-8-0		
5-1-0	0-0-0	0-0-0		HOME		0-0-0		0-0-0		5-1-0		
1-9-0	0-0-0	0-2-0		AWAY		0-2-0		0-2-0		1-2-0		
5-8-0	0-0-0	0-1-0		NEUTRAL		0-1-0		0-1-0		5-5-0		
9-17-0	0-0-0	0-3-0		NON-CONFERENCE		0-4-0		0-3-0		9-7-0		
3-0-0	0-0-0	0-0-0		HOME		0-0-0		0-0-0		3-0-0		
1-9-0	0-0-0	0-0-		AWAY		0-3-0		0-2-0		1-2-0		
5-8-0	0-0-0	0-1-0		NEUTRAL		0-1-0		0-1-0		5-5-0		
2-1-0	0-0-0	0-0-0		CONFERENCE		0-0-0		0-0-0		2-1-0		
2-1-0	0-0-0	0-0-0		HOME		0-0-0		0-0-0		2-1-0		
0-0-0	0-0-0	0-0-0		AWAY		0-0-0		0-0-0		0-0-0		
0-0-0	0-0-0	0-0-0		NEUTRAL		0-0-0		0-0-0		0-0-0		
RPI	S	Opponent	Score	RPI	S	Opponent	Score	RPI	S	Opponent	Score	
				32	A	South Carolina	1 3	60	A	USC Upstate	3 11	
				38	A	North Carolina	0 1	60	A	USC Upstate	0 7	
				45	N	BYU	1 3	60	A	USC Upstate	0 4	
								79	N	Weber St.	2 11	
										166	N Delaware	2 9
										166	N Delaware	3 1
										166	N Delaware	0 7
										168	A Winthrop	1 0
										168	A Winthrop	2 4
										171	N Albany (NY)	0 4
										180	N Utah Valley	2 4
										189	H East Tenn. St.	10 12
										189	H East Tenn. St.	8 0
										189	H East Tenn. St.	7 5
										198	A UNCW	1 4
										200	N Radford	4 1
										209	N Santa Clara	7 9
										237	H Ohio	12 1
										243	N Marist	6 1
										251	N Belmont	6 5
										251	N Belmont	4 1
										267	H N.C. A&T	7 0
										267	H N.C. A&T	8 5
LAST 10 GAMES												
				189	H	East Tenn. St.	10 12	189	H	East Tenn. St.	8 0	
				189	H	East Tenn. St.	7 5	180	N	Utah Valley	2 4	
				267	H	N.C. A&T	7 0	45	N	BYU	1 3	
				267	H	N.C. A&T	8 5	209	N	Santa Clara	7 9	
				79	N	Weber St.	2 11	119	N	San Diego	4 5	

Non-Div. I Games:

Western Caro.

[illegible]

Non-Div. I Games:

Loyola Marymount

Average RPI Win:	145	WON-LOST	WINNING	LAST 10	STRENGTH OF	OPP. STRENGTH	TEAM	ADJ	CONF.	ADJ CONF.	
Average RPI Loss:	100	RECORD	PCT. RANK	GAMES	SCHEDULE	OF SCHEDULE	RPI	RPI	RPI	RPI	
DIV. I ONLY	4-12-0	.25	246	3-7-0	56	174	179	.46249	179	21	21
DIV. I NON-CONF.	4-9-0	.30769	219	3-4-0	59	163	170	.47036	170	22	22
<hr/>											
TOTALS	RPI 1-25	RPI 26-50		W-L RECORDS	RPI 51-100		RPI 101-150		RPI 150+		
4-12-0	0-0-0	0-1-0		OVERALL	2-7-0		1-3-0		1-1-0		
0-0-0	0-0-0	0-0-0		HOME	0-0-0		0-0-0		0-0-0		
1-5-0	0-0-0	0-0-0		AWAY	1-3-0		0-2-0		0-0-0		
3-7-0	0-0-0	0-1-0		NEUTRAL	1-4-0		1-1-0		1-1-0		
<hr/>											
4-9-0	0-0-0	0-1-0		NON-CONFERENCE	2-4-0		1-3-0		1-1-0		
0-0-0	0-0-0	0-0-0		HOME	0-0-0		0-0-0		0-0-0		
1-2-0	0-0-0	0-0-		AWAY	1-0-0		0-2-0		0-0-0		
3-7-0	0-0-0	0-1-0		NEUTRAL	1-4-0		1-1-0		1-1-0		
<hr/>											
0-3-0	0-0-0	0-0-0		CONFERENCE	0-3-0		0-0-0		0-0-0		
0-0-0	0-0-0	0-0-0		HOME	0-0-0		0-0-0		0-0-0		
0-3-0	0-0-0	0-0-0		AWAY	0-3-0		0-0-0		0-0-0		
0-0-0	0-0-0	0-0-0		NEUTRAL	0-0-0		0-0-0		0-0-0		
<hr/>											
RPI S	Opponent	Score	RPI S	Opponent	Score	RPI S	Opponent	Score	RPI S	Opponent	Score
			39 N	Virginia Tech	1 6	51 N	Ole Miss	2 9	143 A	Coastal Caro.	0 8
						54 N	Kent St.	4 18	143 A	Coastal Caro.	0 3
						54 N	Kent St.	0 1	149 N	Western Ill.	0 2
						82 A	Hawaii	2 1	149 N	Western Ill.	5 4
						91 A	Dayton	1 3	192 N	Robert Morris	5 8
						91 A	Dayton	0 8	248 N	Columbia	5 2
						91 A	Dayton	3 8			
						99 N	Iowa St.	2 3			
						100 N	Charlotte	7 6			
<hr/>											
LAST 10 GAMES											
			91 A	Dayton	1 3	91 A	Dayton	0 8			
			91 A	Dayton	3 8	149 N	Western Ill.	5 4			
			248 N	Columbia	5 2	39 N	Virginia Tech	1 6			
			149 N	Western Ill.	0 2	54 N	Kent St.	4 18			
			82 A	Hawaii	2 1	54 N	Kent St.	0 1			

Non-Div. I Games:

St. Bonaventure

Average RPI Win:	151	WON-LOST	WINNING	LAST 10	STRENGTH OF	OPP. STRENGTH	TEAM	ADJ	CONF.	ADJ CONF.	
Average RPI Loss:	122	RECORD	PCT. RANK	GAMES	SCHEDULE	OF SCHEDULE	RPI	RPI	RPI	RPI	
DIV. I ONLY	12-20-0	.375	185	3-7-0	152	170	184	.46058	180	14	14
DIV. I NON-CONF.	12-20-0	.375	180	3-7-0	154	175	189	.46058	185	15	15
TOTALS	RPI 1-25	RPI 26-50	W-L RECORDS		RPI 51-100	RPI 101-150		RPI 150+			
12-20-0	0-0-0	2-0-0	OVERALL		0-9-0	4-5-0		6-6-0			
0-4-0	0-0-0	0-0-0	HOME		0-2-0	0-2-0		0-0-0			
2-3-0	0-0-0	1-0-0	AWAY		0-2-0	1-1-0		0-0-0			
10-13-0	0-0-0	1-0-0	NEUTRAL		0-5-0	3-2-0		6-6-0			
12-20-0	0-0-0	2-0-0	NON-CONFERENCE		0-9-0	4-5-0		6-6-0			
0-4-0	0-0-0	0-0-0	HOME		0-2-0	0-2-0		0-0-0			
2-3-0	0-0-0	1-0-	AWAY		0-2-0	1-1-0		0-0-0			
10-13-0	0-0-0	1-0-0	NEUTRAL		0-5-0	3-2-0		6-6-0			
0-0-0	0-0-0	0-0-0	CONFERENCE		0-0-0	0-0-0		0-0-0			
0-0-0	0-0-0	0-0-0	HOME		0-0-0	0-0-0		0-0-0			
0-0-0	0-0-0	0-0-0	AWAY		0-0-0	0-0-0		0-0-0			
0-0-0	0-0-0	0-0-0	NEUTRAL		0-0-0	0-0-0		0-0-0			
RPI S	Opponent	Score	RPI S	Opponent	Score	RPI S	Opponent	Score	RPI S	Opponent	Score
			45 A	BYU	13 0	57 A	CSUN	1 6	119 N	San Diego	1 6
			47 N	Cal St. Fullerton	9 0	57 A	CSUN	0 3	125 N	Wisconsin	9 5
						59 N	San Jose St.	7 10	129 A	Texas Tech	6 5
						59 N	San Jose St.	0 15	129 A	Texas Tech	5 8
						73 N	Stanford	0 6	132 N	UConn	4 3
						79 H	Weber St.	5 10	137 N	Wichita St.	3 8
						79 H	Weber St.	5 6	144 N	New Mexico	9 3
						79 N	Weber St.	0 5	145 H	Oklahoma St.	1 9
						82 N	Hawaii	3 17	145 H	Oklahoma St.	2 10
									157 N	UT Martin	10 8
									162 N	Texas-Arlington	4 13
									162 N	Texas-Arlington	4 8
									165 N	Indiana	7 8
									165 N	Indiana	4 1
									177 N	Western Caro.	4 2
									199 N	Bradley	1 7
									203 N	Southern Utah	7 4
									209 N	Santa Clara	2 3
									239 N	Virginia	5 4
									247 N	Portland St.	8 5
									247 N	Portland St.	0 10
LAST 10 GAMES											
			145 H	Oklahoma St.	2 10	45 A	BYU	13 0			
			145 H	Oklahoma St.	1 9	177 N	Western Caro.	4 2			
			79 H	Weber St.	5 6	119 N	San Diego	1 6			
			79 H	Weber St.	5 10	59 N	San Jose St.	0 15			
			209 N	Santa Clara	2 3	132 N	UConn	4 3			

Non-Div. I Games:

Utah Valley

Average RPI Win:		203	WON-LOST RECORD		WINNING PCT. RANK	LAST 10 GAMES		STRENGTH OF SCHEDULE		OPP. STRENGTH OF SCHEDULE	TEAM RPI	ADJ RPI	CONF. RPI	ADJ CONF. RPI				
Average RPI Loss:		144																
DIV. I ONLY			12-15-0		.44444	160	5-5-0		183	238	178	.46012	181	20	20			
DIV. I NON-CONF.			10-14-0		.41667	166	3-4-0		173	239	187	.45773	188	20	21			
TOTALS		RPI 1-25		RPI 26-50		W-L RECORDS		RPI 51-100		RPI 101-150		RPI 150+						
12-15-0		0-1-0		0-2-0		OVERALL		0-2-0		1-0-0		11-10-0						
5-2-0		0-0-0		0-0-0		HOME		0-0-0		0-0-0		5-2-0						
1-3-0		0-0-0		0-1-0		AWAY		0-0-0		0-0-0		1-2-0						
6-10-0		0-1-0		0-1-0		NEUTRAL		0-2-0		1-0-0		5-6-0						
10-14-0		0-1-0		0-2-0		NON-CONFERENCE		0-2-0		1-0-0		9-9-0						
3-1-0		0-0-0		0-0-0		HOME		0-0-0		0-0-0		3-1-0						
1-3-0		0-0-0		0-0-		AWAY		0-0-0		0-0-0		1-2-0						
6-10-0		0-1-0		0-1-0		NEUTRAL		0-2-0		1-0-0		5-6-0						
2-1-0		0-0-0		0-0-0		CONFERENCE		0-0-0		0-0-0		2-1-0						
2-1-0		0-0-0		0-0-0		HOME		0-0-0		0-0-0		2-1-0						
0-0-0		0-0-0		0-0-0		AWAY		0-0-0		0-0-0		0-0-0						
0-0-0		0-0-0		0-0-0		NEUTRAL		0-0-0		0-0-0		0-0-0						
RPI	S	Opponent		Score		RPI	S	Opponent		Score		RPI	S	Opponent		Score		
17	N	Notre Dame		3	12	36	N	SIUE		2	8	64	N	Lehigh		1	3	
						50	A	South Fla.		2	10	85	N	IUPUI		3	5	
														147	N	Indiana St.	8	2
														151	N	Maine	4	8
														152	N	Saint Joseph's	5	1
														153	N	Akron	1	2
														160	N	UMKC	8	11
														165	N	Indiana	7	2
														172	N	Omaha	4	7
														192	N	Robert Morris	2	4
														197	H	Western Mich.	2	0
														198	A	UNCW	4	5
														198	A	UNCW	11	3
														202	H	Villanova	0	8
														202	H	Villanova	8	7
														202	H	Villanova	5	4
														215	H	Princeton	0	5
														215	H	Princeton	6	2
														227	A	George Mason	1	4
														227	H	George Mason	6	2
														231	N	South Dakota	8	0
														235	N	Wagner	0	2
														235	N	Wagner	2	0
														268	N	UMBC	3	0
LAST 10 GAMES																		
						202	H	Villanova		8	7	202	H	Villanova		5	4	
						202	H	Villanova		0	8	227	H	George Mason		6	2	
						215	H	Princeton		6	2	235	N	Wagner		2	0	
						215	H	Princeton		0	5	227	A	George Mason		1	4	
						153	N	Akron		1	2	50	A	South Fla.		2	10	

Non-Div. I Games:

Georgetown

Average RPI Win:		215	WON-LOST RECORD		WINNING PCT. RANK		LAST 10 GAMES		STRENGTH OF SCHEDULE		OPP. STRENGTH OF SCHEDULE		TEAM RPI		ADJ RPI		CONF. RPI		ADJ CONF. RPI	
DIV. I ONLY			9-19-0		.32143 210		6-4-0		132		79		183		.46008 182		25		25	
DIV. I NON-CONF.			9-19-0		.32143 205		6-4-0		126		70		188		.46008 186		25		25	
TOTALS		RPI 1-25		RPI 26-50		W-L RECORDS		RPI 51-100		RPI 101-150		RPI 150+								
9-19-0		0-4-0		0-2-0		OVERALL		0-7-0		1-5-0		8-1-0								
0-0-0		0-0-0		0-0-0		HOME		0-0-0		0-0-0		0-0-0								
0-5-0		0-1-0		0-1-0		AWAY		0-0-0		0-3-0		0-0-0								
9-14-0		0-3-0		0-1-0		NEUTRAL		0-7-0		1-2-0		8-1-0								
9-19-0		0-4-0		0-2-0		NON-CONFERENCE		0-7-0		1-5-0		8-1-0								
0-0-0		0-0-0		0-0-0		HOME		0-0-0		0-0-0		0-0-0								
0-5-0		0-1-0		0-0-		AWAY		0-0-0		0-3-0		0-0-0								
9-14-0		0-3-0		0-1-0		NEUTRAL		0-7-0		1-2-0		8-1-0								
0-0-0		0-0-0		0-0-0		CONFERENCE		0-0-0		0-0-0		0-0-0								
0-0-0		0-0-0		0-0-0		HOME		0-0-0		0-0-0		0-0-0								
0-0-0		0-0-0		0-0-0		AWAY		0-0-0		0-0-0		0-0-0								
0-0-0		0-0-0		0-0-0		NEUTRAL		0-0-0		0-0-0		0-0-0								
RPI	S	Opponent		Score		RPI	S	Opponent		Score		RPI	S	Opponent		Score				
8	N	Kansas		0	8	32	N	South Carolina		3	7	55	N	Purdue		0	12			
11	N	California		1	11	37	A	Fla. Atlantic		0	7	55	N	Purdue		1	9			
20	N	Kentucky		3	5							55	N	Purdue		6	7			
24	A	UCF		0	2							66	N	Arkansas		0	8			
												70	N	Pittsburgh		1	6			
												77	N	Penn St.		1	9			
												88	N	Cal Poly		2	7			
												101	N	Iowa		2	10			
												109	A	FIU		4	12			
												109	A	FIU		1	2			
												113	A	FGCU		1	7			
												117	N	Georgia Tech		4	3			
												150	N	Memphis		6	8			
												151	N	Maine		4	2			
												176	N	Boston U.		3	11			
												176	N	Boston U.		10	7			
												215	N	Princeton		5	4			
												245	N	Florida A&M		8	4			
												245	N	Florida A&M		5	0			
												246	N	Massachusetts		3	2			
												270	N	Quinnipiac		9	0			
												270	N	Quinnipiac		8	0			
LAST 10 GAMES																				
176	N	Boston U.		3	11	246	N	Massachusetts		3	2									
151	N	Maine		4	2	70	N	Pittsburgh		1	6									
55	N	Purdue		1	9	176	N	Boston U.		10	7									
245	N	Florida A&M		5	0	270	N	Quinnipiac		9	0									
270	N	Quinnipiac		8	0	113	A	FGCU		1	7									

Non-Div. I Games:

LIU Brooklyn

Average RPI Win:		205	WON-LOST RECORD		WINNING PCT. RANK		LAST 10 GAMES		STRENGTH OF SCHEDULE		OPP. STRENGTH OF SCHEDULE		TEAM RPI		ADJ RPI		CONF. RPI		ADJ CONF. RPI	
DIV. I ONLY			7-8-0		.46667 146		5-5-0		214		226		186		.45942 183		26		26	
DIV. I NON-CONF.			7-8-0		.46667 148		5-5-0		218		222		191		.45942 187		26		26	
TOTALS		RPI 1-25		RPI 26-50		W-L RECORDS		RPI 51-100		RPI 101-150		RPI 150+								
7-8-0		0-1-0		1-0-0		OVERALL		1-3-0		0-1-0		5-3-0								
0-0-0		0-0-0		0-0-0		HOME		0-0-0		0-0-0		0-0-0								
1-3-0		0-0-0		1-0-0		AWAY		0-1-0		0-1-0		0-0-0								
6-5-0		0-1-0		0-0-0		NEUTRAL		1-1-0		0-0-0		5-3-0								
7-8-0		0-1-0		1-0-0		NON-CONFERENCE		1-3-0		0-1-0		5-3-0								
0-0-0		0-0-0		0-0-0		HOME		0-0-0		0-0-0		0-0-0								
1-3-0		0-0-0		1-0-		AWAY		0-2-0		0-1-0		0-0-0								
6-5-0		0-1-0		0-0-0		NEUTRAL		1-1-0		0-0-0		5-3-0								
0-0-0		0-0-0		0-0-0		CONFERENCE		0-0-0		0-0-0		0-0-0								
0-0-0		0-0-0		0-0-0		HOME		0-0-0		0-0-0		0-0-0								
0-0-0		0-0-0		0-0-0		AWAY		0-0-0		0-0-0		0-0-0								
0-0-0		0-0-0		0-0-0		NEUTRAL		0-0-0		0-0-0		0-0-0								
RPI	S	Opponent		Score		RPI	S	Opponent		Score		RPI	S	Opponent		Score				
8	N	Kansas		4	5	35	A	James Madison		6	4	55	N	Purdue		3	2			
												74	N	Maryland		1	2			
												90	A	North Florida		4	5			
												90	A	North Florida		5	10			
												113	A	FGCU		2	10			
												174	N	St. John's (NY)		5	8			
												214	N	Bethune-Cookman		3	2			
												230	N	Oakland		1	8			
												230	N	Oakland		6	9			
												279	N	Mt. St. Mary's		3	2			
												283	N	Morgan St.		15	0			
												286	N	Siena		11	6			
												286	N	Siena		2	0			
LAST 10 GAMES																				
279	N	Mt. St. Mary's		3	2	283	N	Morgan St.		15	0									
74	N	Maryland		1	2	90	A	North Florida		5	10									
35	A	James Madison		6	4	286	N	Siena		11	6									
174	N	St. John's (NY)		5	8	286	N	Siena		2	0									
90	A	North Florida		4	5	8	N	Kansas		4	5									

Non-Div. I Games:

Stony Brook

Average RPI Win: 226		WON-LOST RECORD	WINNING PCT. RANK		LAST 10 GAMES		STRENGTH OF SCHEDULE		OPP. STRENGTH OF SCHEDULE		TEAM RPI	ADJ RPI		CONF. RPI	ADJ CONF. RPI		
Average RPI Loss: 115																	
DIV. I ONLY		16-11-0	.59259	92	8-2-0		278		184		189	.45887	184	24	24		
DIV. I NON-CONF.		7-11-0	.38889	174	0-2-0		197		162		203	.45255	202	24	24		
TOTALS		RPI 1-25		RPI 26-50		W-L RECORDS		RPI 51-100				RPI 101-150		RPI 150+			
16-11-0		0-0-0		1-1-0		OVERALL		0-4-0				2-3-0		13-3-0			
6-0-0		0-0-0		0-0-0		HOME		0-0-0				0-0-0		6-0-0			
4-5-0		0-0-0		1-1-0		AWAY		0-3-0				0-0-0		3-1-0			
6-6-0		0-0-0		0-0-0		NEUTRAL		0-1-0				2-3-0		4-2-0			
7-11-0		0-0-0		1-1-0		NON-CONFERENCE		0-4-0				2-3-0		4-3-0			
0-0-0		0-0-0		0-0-0		HOME		0-0-0				0-0-0		0-0-0			
1-5-0		0-0-0		1-0-		AWAY		0-3-0				0-0-0		0-1-0			
6-6-0		0-0-0		0-0-0		NEUTRAL		0-1-0				2-3-0		4-2-0			
9-0-0		0-0-0		0-0-0		CONFERENCE		0-0-0				0-0-0		9-0-0			
6-0-0		0-0-0		0-0-0		HOME		0-0-0				0-0-0		6-0-0			
3-0-0		0-0-0		0-0-0		AWAY		0-0-0				0-0-0		3-0-0			
0-0-0		0-0-0		0-0-0		NEUTRAL		0-0-0				0-0-0		0-0-0			
RPI	S	Opponent		Score		RPI	S	Opponent		Score		RPI	S	Opponent		Score	
						27	A	Mississippi St.	1	7		71	A	Texas St.	0	8	
						48	A	Texas	9	1		89	A	Louisiana Tech	0	12	
												89	A	Louisiana Tech	6	10	
												89	N	Louisiana Tech	11	13	
														133	N	FIU	3
														128	N	Illinois	5
														133	N	Dartmouth	6
														133	N	Dartmouth	4
														141	N	Eastern Ky.	7
														156	N	Liberty	10
														157	N	UT Martin	1
														162	A	Texas-Arlington	2
														216	N	Southern Miss.	2
														241	H	Abilene Christian	7
														241	H	Abilene Christian	13
														241	H	Abilene Christian	5
														254	N	Jackson St.	9
														260	H	Houston Baptist	11
														260	H	Houston Baptist	8
														260	H	Houston Baptist	4
														272	A	Incarnate Word	11
														272	A	Incarnate Word	4
														272	A	Incarnate Word	6
														284	N	Texas Southern	13
														284	N	Texas Southern	6
LAST 10 GAMES																	
						272	A	Incarnate Word	11	7		272	A	Incarnate Word	4	3	
						272	A	Incarnate Word	6	3		241	H	Abilene Christian	5	4	
						162	A	Texas-Arlington	2	4		71	A	Texas St.	0	8	
						241	H	Abilene Christian	7	4		260	H	Houston Baptist	8	3	
						241	H	Abilene Christian	13	1		260	H	Houston Baptist	11	0	

Non-Div. I Games:

Lamar

Average RPI Win: 193		WON-LOST	WINNING	LAST 10	STRENGTH OF		OPP. STRENGTH	TEAM	ADJ	CONF.	ADJ CONF.						
Average RPI Loss: 129		RECORD	PCT. RANK	GAMES	SCHEDULE		OF SCHEDULE	RPI	RPI	RPI	RPI						
DIV. I ONLY		9-13-0	.40909	173	3-7-0		182	206	190	.45746	185	26	26				
DIV. I NON-CONF.		9-13-0	.40909	168	3-7-0		185	208	195	.45746	191	26	26				
<hr/>																	
TOTALS		RPI 1-25		RPI 26-50		W-L RECORDS		RPI 51-100		RPI 101-150		RPI 150+					
9-13-0		0-1-0		1-0-0		OVERALL		1-2-0		0-4-0		7-6-0					
0-0-0		0-0-0		0-0-0		HOME		0-0-0		0-0-0		0-0-0					
0-2-0		0-0-0		0-0-0		AWAY		0-0-0		0-2-0		0-0-0					
9-11-0		0-1-0		1-0-0		NEUTRAL		1-2-0		0-2-0		7-6-0					
<hr/>																	
9-13-0		0-1-0		1-0-0		NON-CONFERENCE		1-2-0		0-4-0		7-6-0					
0-0-0		0-0-0		0-0-0		HOME		0-0-0		0-0-0		0-0-0					
0-2-0		0-0-0		0-0-		AWAY		0-0-0		0-2-0		0-0-0					
9-11-0		0-1-0		1-0-0		NEUTRAL		1-2-0		0-2-0		7-6-0					
<hr/>																	
0-0-0		0-0-0		0-0-0		CONFERENCE		0-0-0		0-0-0		0-0-0					
0-0-0		0-0-0		0-0-0		HOME		0-0-0		0-0-0		0-0-0					
0-0-0		0-0-0		0-0-0		AWAY		0-0-0		0-0-0		0-0-0					
0-0-0		0-0-0		0-0-0		NEUTRAL		0-0-0		0-0-0		0-0-0					
<hr/>																	
RPI	S	Opponent		Score		RPI	S	Opponent		Score		RPI	S	Opponent		Score	
16	N	Minnesota		0	8	40	N	Chattanooga		9	5	52	N	Marshall		0	3
												64	N	Lehigh		5	6
												71	N	Texas St.		9	7
														109 A FIU		1	9
														109 A FIU		0	3
														120 N Northern Ill.		1	8
														123 N UNC Greensboro		0	6
														152 N Saint Joseph's		3	5
														156 N Liberty		0	2
														160 N UMKC		0	2
														173 N Middle Tenn.		3	2
														175 N South Dakota St.		1	9
														195 N Eastern Mich.		0	3
														214 N Bethune-Cookman		6	2
														218 N North Dakota		6	3
														242 N Army		8	7
														242 N Army		13	8
														248 N Columbia		6	5
														249 N Colgate		7	11
														286 N Siena		7	1
<hr/>																	
LAST 10 GAMES																	
109	A	FIU			1	9	109	A	FIU			0	3				
120	N	Northern Ill.			1	8	249	N	Colgate			7	11				
242	N	Army			8	7	195	N	Eastern Mich.			0	3				
64	N	Lehigh			5	6	286	N	Siena			7	1				
152	N	Saint Joseph's			3	5	218	N	North Dakota			6	3				

Non-Div. I Games:

UMass Lowell

Average RPI Win: 160		WON-LOST RECORD	WINNING PCT. RANK	LAST 10 GAMES	STRENGTH OF SCHEDULE	OPP. STRENGTH OF SCHEDULE	TEAM RPI	ADJ RPI	CONF. RPI	ADJ CONF. RPI	
Average RPI Loss: 101											
DIV. I ONLY		10-19-0	.34483 199	6-4-0	155	85	188	.45743 186	12	12	
DIV. I NON-CONF.		10-19-0	.34483 196	6-4-0	157	81	192	.45743 192	12	11	
<hr/>											
TOTALS		RPI 1-25	RPI 26-50		W-L RECORDS		RPI 51-100		RPI 101-150		RPI 150+
10-19-0	0-1-0		1-7-0		OVERALL		2-4-0		1-2-0	6-5-0	
5-2-0	0-0-0		0-0-0		HOME		1-2-0		0-0-0	4-0-0	
1-1-0	0-0-0		0-0-0		AWAY		0-0-0		0-0-0	1-1-0	
4-16-0	0-1-0		1-7-0		NEUTRAL		1-2-0		1-2-0	1-4-0	
<hr/>											
10-19-0	0-1-0		1-7-0		NON-CONFERENCE		2-4-0		1-2-0	6-5-0	
5-2-0	0-0-0		0-0-0		HOME		1-2-0		0-0-0	4-0-0	
1-1-0	0-0-0		0-0-		AWAY		0-0-0		0-0-0	1-1-0	
4-16-0	0-1-0		1-7-0		NEUTRAL		1-2-0		1-2-0	1-4-0	
<hr/>											
0-0-0	0-0-0		0-0-0		CONFERENCE		0-0-0		0-0-0	0-0-0	
0-0-0	0-0-0		0-0-0		HOME		0-0-0		0-0-0	0-0-0	
0-0-0	0-0-0		0-0-0		AWAY		0-0-0		0-0-0	0-0-0	
0-0-0	0-0-0		0-0-0		NEUTRAL		0-0-0		0-0-0	0-0-0	
<hr/>											
RPI S	Opponent	Score	RPI S	Opponent	Score	RPI S	Opponent	Score	RPI S	Opponent	Score
7 N	Oregon	8 12	31 N	Utah	2 6	68 N	Long Beach St.	2 10	130 N	Southern Ill.	23 9
			31 N	Utah	0 11	74 N	Maryland	3 4	130 N	Southern Ill.	5 6
			38 N	North Carolina	0 9	86 N	Fordham	6 4	134 N	Syracuse	0 6
			41 N	Oregon St.	4 6	94 H	Idaho St.	9 8	155 A	Sacramento St.	6 5
			41 N	Oregon St.	2 4	94 H	Idaho St.	2 7	155 A	Sacramento St.	2 5
			45 N	BYU	5 7	94 H	Idaho St.	1 4	187 N	UTEP	6 3
			47 N	Cal St. Fullerton	6 5				204 H	St. Mary's (CA)	5 4
			47 N	Cal St. Fullerton	1 9				204 H	St. Mary's (CA)	8 2
									210 N	Northern Colo.	1 2
									210 N	Northern Colo.	4 6
									224 N	Seattle	7 8
									247 H	Portland St.	6 2
									247 H	Portland St.	8 0
									247 N	Portland St.	7 9
<hr/>											
LAST 10 GAMES											
			155 A	Sacramento St.	6 5	155 A	Sacramento St.	2 5			
			204 H	St. Mary's (CA)	8 2	94 H	Idaho St.	9 8			
			247 H	Portland St.	6 2	94 H	Idaho St.	1 4			
			204 H	St. Mary's (CA)	5 4	94 H	Idaho St.	2 7			
			247 H	Portland St.	8 0	210 N	Northern Colo.	4 6			

Non-Div. I Games:

Nevada

UTEP

Average RPI Win:		165	WON-LOST RECORD		WINNING PCT. RANK		LAST 10 GAMES		STRENGTH OF SCHEDULE		OPP. STRENGTH OF SCHEDULE		TEAM RPI		ADJ RPI		CONF. RPI		ADJ CONF. RPI	
DIV. I ONLY		8-23-0		.25806	244	5-5-0		69		125		182		.4573	187	8		9		
DIV. I NON-CONF.		5-20-0		.2	260	2-2-0		92		113		217		.43384	219	9		9		
TOTALS		RPI 1-25		RPI 26-50		W-L RECORDS		RPI 51-100		RPI 101-150		RPI 150+								
8-23-0		0-4-0		0-4-0		OVERALL		0-6-0		3-4-0		5-5-0								
5-0-0		0-0-0		0-0-0		HOME		0-0-0		2-0-0		3-0-0								
0-10-0		0-1-0		0-3-0		AWAY		0-4-0		0-2-0		0-0-0								
3-13-0		0-3-0		0-1-0		NEUTRAL		0-2-0		1-2-0		2-5-0								
5-20-0		0-4-0		0-1-0		NON-CONFERENCE		0-6-0		3-4-0		2-5-0								
2-0-0		0-0-0		0-0-0		HOME		0-0-0		2-0-0		0-0-0								
0-7-0		0-1-0		0-0-		AWAY		0-4-0		0-2-0		0-0-0								
3-13-0		0-3-0		0-1-0		NEUTRAL		0-2-0		1-2-0		2-5-0								
3-3-0		0-0-0		0-3-0		CONFERENCE		0-0-0		0-0-0		3-0-0								
3-0-0		0-0-0		0-0-0		HOME		0-0-0		0-0-0		3-0-0								
0-3-0		0-0-0		0-3-0		AWAY		0-0-0		0-0-0		0-0-0								
0-0-0		0-0-0		0-0-0		NEUTRAL		0-0-0		0-0-0		0-0-0								
RPI	S	Opponent		Score		RPI	S	Opponent		Score		RPI	S	Opponent		Score				
9	A	Arizona		1	9	44	A	UAB		2	3	53	A	New Mexico St.		6	12			
21	N	Washington		0	9	44	A	UAB		0	2	63	N	UC Riverside		1	2			
21	N	Washington		3	8	44	A	UAB		2	7	67	A	UNLV		0	2			
24	N	UCF		0	3	45	N	BYU		0	9	73	N	Stanford		0	11			
												82	A	Hawaii		2	9			
												82	A	Hawaii		2	3			

Bucknell

Bucknell

Average RPI Win:	172	WON-LOST	WINNING	LAST 10	STRENGTH OF	OPP. STRENGTH	TEAM	ADJ	CONF.	ADJ CONF.	
Average RPI Loss:	156	RECORD	PCT. RANK	GAMES	SCHEDULE	OF SCHEDULE	RPI	RPI	RPI	RPI	
DIV. I ONLY	11-14-0	.44	162	3-7-0	199	210	187	.45564	189	11	11
DIV. I NON-CONF.	10-12-0	.45455	152	2-5-0	179	225	172	.46586	175	11	12
<hr/>											
TOTALS	RPI 1-25	RPI 26-50		W-L RECORDS		RPI 51-100		RPI 101-150		RPI 150+	
11-14-0	0-0-0	0-0-0		OVERALL		1-3-0		3-3-0		7-8-0	
3-5-0	0-0-0	0-0-0		HOME		0-2-0		1-1-0		2-2-0	
5-5-0	0-0-0	0-0-0		AWAY		0-0-0		2-1-0		3-4-0	
3-4-0	0-0-0	0-0-0		NEUTRAL		1-1-0		0-1-0		2-2-0	
10-12-0	0-0-0	0-0-0		NON-CONFERENCE		1-3-0		3-3-0		6-6-0	
3-5-0	0-0-0	0-0-0		HOME		0-2-0		1-1-0		2-2-0	
4-3-0	0-0-0	0-0-		AWAY		0-0-0		2-1-0		2-2-0	
3-4-0	0-0-0	0-0-0		NEUTRAL		1-1-0		0-1-0		2-2-0	
1-2-0	0-0-0	0-0-0		CONFERENCE		0-0-0		0-0-0		1-2-0	
0-0-0	0-0-0	0-0-0		HOME		0-0-0		0-0-0		0-0-0	
1-2-0	0-0-0	0-0-0		AWAY		0-0-0		0-0-0		1-2-0	
0-0-0	0-0-0	0-0-0		NEUTRAL		0-0-0		0-0-0		0-0-0	
RPI	S	Opponent	Score	RPI	S	Opponent	Score	RPI	S	Opponent	Score
						52 N Marshall	0 3			135 A Presbyterian	4 6
						60 H USC Upstate	0 5			135 A Presbyterian	5 4
						60 H USC Upstate	3 4			135 N Presbyterian	5 6
						80 N Towson	9 1			146 A East Carolina	9 8
										148 H Tennessee Tech	5 4
										148 H Tennessee Tech	2 3
										170 A Campbell	0 10
										170 A Campbell	4 5
										177 A Western Caro.	12 10
										177 A Western Caro.	0 8
										177 A Western Caro.	5 7
										188 N Bucknell	8 7
										194 A Gardner-Webb	8 5
										194 A Gardner-Webb	9 8
										195 H Eastern Mich.	4 7
										195 H Eastern Mich.	14 4
										200 H Radford	8 7
										200 H Radford	0 9
										233 N Morehead St.	10 1
										240 N Youngstown St.	1 5
										268 N UMBC	5 7
LAST 10 GAMES											
						177 A Western Caro.	12 10			177 A Western Caro.	0 8
						177 A Western Caro.	5 7			195 H Eastern Mich.	4 7
						60 H USC Upstate	0 5			135 A Presbyterian	4 6
						60 H USC Upstate	3 4			135 A Presbyterian	5 4
						195 H Eastern Mich.	14 4			200 H Radford	0 9

Non-Div. I Games:

East Tenn. St.

Average RPI Win: 198		WON-LOST	WINNING	LAST 10	STRENGTH OF		OPP. STRENGTH	TEAM	ADJ	CONF.	ADJ CONF.			
Average RPI Loss: 136		RECORD	PCT. RANK	GAMES	SCHEDULE		OF SCHEDULE	RPI	RPI	RPI	RPI			
DIV. I ONLY		11-16-0	.40741	175	5-5-0		167	222	185	.45387	190	19	19	
DIV. I NON-CONF.		11-16-0	.40741	170	5-5-0		175	220	190	.45387	196	18	18	
TOTALS		RPI 1-25	RPI 26-50		W-L RECORDS		RPI 51-100		RPI 101-150		RPI 150+			
11-16-0		0-3-0	0-1-0		OVERALL		1-1-0		2-3-0		8-8-0			
0-0-0		0-0-0	0-0-0		HOME		0-0-0		0-0-0		0-0-0			
3-4-0		0-1-0	0-1-0		AWAY		1-1-0		1-0-0		1-1-0			
8-12-0		0-2-0	0-0-0		NEUTRAL		0-0-0		1-3-0		7-7-0			
11-16-0		0-3-0	0-1-0		NON-CONFERENCE		1-1-0		2-3-0		8-8-0			
0-0-0		0-0-0	0-0-0		HOME		0-0-0		0-0-0		0-0-0			
3-4-0		0-1-0	0-0-		AWAY		1-1-0		1-0-0		1-1-0			
8-12-0		0-2-0	0-0-0		NEUTRAL		0-0-0		1-3-0		7-7-0			
0-0-0		0-0-0	0-0-0		CONFERENCE		0-0-0		0-0-0		0-0-0			
0-0-0		0-0-0	0-0-0		HOME		0-0-0		0-0-0		0-0-0			
0-0-0		0-0-0	0-0-0		AWAY		0-0-0		0-0-0		0-0-0			
0-0-0		0-0-0	0-0-0		NEUTRAL		0-0-0		0-0-0		0-0-0			
RPI	S	Opponent	Score		RPI	S	Opponent	Score		RPI	S	Opponent	Score	
3	N	Michigan	5	20	50	A	South Fla.	0	5	90	A	North Florida	5	1
3	N	Michigan	0	9						90	A	North Florida	4	5
13	A	Arizona St.	2	11										

Non-Div. I Games:

Toledo

Average RPI Win:		175	WON-LOST RECORD		WINNING PCT. RANK		LAST 10 GAMES		STRENGTH OF SCHEDULE		OPP. STRENGTH OF SCHEDULE		TEAM RPI		ADJ RPI		CONF. RPI		ADJ CONF. RPI	
DIV. I ONLY			9-19-0		.32143 210		4-6-0		128		162		191		.45377 191		12		12	
DIV. I NON-CONF.			8-17-0		.32 206		3-4-0		137		127		202		.45133 204		12		11	
TOTALS		RPI 1-25		RPI 26-50		W-L RECORDS		RPI 51-100		RPI 101-150		RPI 150+								
9-19-0		0-2-0		0-0-0		OVERALL		1-9-0		2-4-0		6-4-0								
1-2-0		0-0-0		0-0-0		HOME		0-0-0		1-2-0		0-0-0								
1-5-0		0-0-0		0-0-0		AWAY		0-4-0		0-0-0		1-1-0								
7-12-0		0-2-0		0-0-0		NEUTRAL		1-5-0		1-2-0		5-3-0								
8-17-0		0-2-0		0-0-0		NON-CONFERENCE		1-9-0		1-2-0		6-4-0								
0-0-0		0-0-0		0-0-0		HOME		0-0-0		0-0-0		0-0-0								
1-5-0		0-0-0		0-0-		AWAY		0-4-0		0-0-0		1-1-0								
7-12-0		0-2-0		0-0-0		NEUTRAL		1-5-0		1-2-0		5-3-0								
1-2-0		0-0-0		0-0-0		CONFERENCE		0-0-0		1-2-0		0-0-0								
1-2-0		0-0-0		0-0-0		HOME		0-0-0		1-2-0		0-0-0								
0-0-0		0-0-0		0-0-0		AWAY		0-0-0		0-0-0		0-0-0								
0-0-0		0-0-0		0-0-0		NEUTRAL		0-0-0		0-0-0		0-0-0								
RPI	S	Opponent		Score		RPI	S	Opponent		Score		RPI	S	Opponent		Score				
12	N	UCLA		4	12							57	N	CSUN		0	4			
25	N	Baylor		5	6							63	A	UC Riverside		5	6			
												63	A	UC Riverside		4	5			
												68	N	Long Beach St.		3	11			
												68	N	Long Beach St.		3	16			
												79	N	Weber St.		1	9			
												79	N	Weber St.		4	3			
												82	N	Hawaii		10	11			
												99	A	Iowa St.		0	3			
												99	A	Iowa St.		7	10			
														San Diego		3	4			
														Michigan St.		1	9			
														Michigan St.		3	2			
														New Mexico		4	0			
														New Mexico		2	12			
														New Mexico		7	8			
														Indiana		6	5			
														South Dakota St.		4	6			
														South Dakota St.		6	7			
														Southern Utah		7	9			
														Southern Utah		7	3			
														St. Mary's (CA)		6	5			
														Santa Clara		8	1			
														Harvard		1	0			
														Montana		5	3			
														Montana		3	5			
LAST 10 GAMES																				

Non-Div. I Games:

Utah St.

Average RPI Win:	206	WON-LOST	WINNING	LAST 10	STRENGTH OF	OPP. STRENGTH	TEAM	ADJ	CONF.	ADJ CONF.	
Average RPI Loss:	143	RECORD	PCT. RANK	GAMES	SCHEDULE	OF SCHEDULE	RPI	RPI	RPI	RPI	
DIV. I ONLY	12-11-0	.52174	121	5-5-0	262	208	193	.45358	192	25	25
DIV. I NON-CONF.	12-11-0	.52174	127	5-5-0	265	211	198	.45358	197	25	25
<hr/>											
TOTALS	RPI 1-25	RPI 26-50		W-L RECORDS		RPI 51-100		RPI 101-150		RPI 150+	
12-11-0	0-0-0	0-1-0		OVERALL		1-4-0		1-0-0		10-6-0	
0-0-0	0-0-0	0-0-0		HOME		0-0-0		0-0-0		0-0-0	
1-0-0	0-0-0	0-0-0		AWAY		0-0-0		1-0-0		0-0-0	
11-11-0	0-0-0	0-1-0		NEUTRAL		1-4-0		0-0-0		10-6-0	
<hr/>											
12-11-0	0-0-0	0-1-0		NON-CONFERENCE		1-4-0		1-0-0		10-6-0	
0-0-0	0-0-0	0-0-0		HOME		0-0-0		0-0-0		0-0-0	
1-0-0	0-0-0	0-0-		AWAY		0-0-0		1-0-0		0-0-0	
11-11-0	0-0-0	0-1-0		NEUTRAL		1-4-0		0-0-0		10-6-0	
<hr/>											
0-0-0	0-0-0	0-0-0		CONFERENCE		0-0-0		0-0-0		0-0-0	
0-0-0	0-0-0	0-0-0		HOME		0-0-0		0-0-0		0-0-0	
0-0-0	0-0-0	0-0-0		AWAY		0-0-0		0-0-0		0-0-0	
0-0-0	0-0-0	0-0-0		NEUTRAL		0-0-0		0-0-0		0-0-0	
<hr/>											
RPI S	Opponent	Score	RPI S	Opponent	Score	RPI S	Opponent	Score	RPI S	Opponent	Score
			44 N	UAB	0 11	54 N	Kent St.	1 5	138 A	Miami (OH)	1 0
						71 N	Texas St.	7 5	151 N	Maine	1 5
						91 N	Dayton	0 1	179 N	St. Bonaventure	8 5
						100 N	Charlotte	0 1	181 N	Georgetown	4 2
						100 N	Charlotte	4 5	188 N	Bucknell	5 6
									190 N	Toledo	9 0
									190 N	Toledo	1 8
									195 N	Eastern Mich.	7 4
									206 N	Seton Hall	6 7
									218 N	North Dakota	3 17
									218 N	North Dakota	9 2
									223 N	Harvard	2 1
									228 N	Bowling Green	2 3
									230 N	Oakland	3 0
									281 N	Detroit	6 3
									281 N	Detroit	5 0
									288 N	Niagara	3 1
<hr/>											
LAST 10 GAMES											
			281 N	Detroit	5 0	230 N	Oakland	3 0			
			138 A	Miami (OH)	1 0	190 N	Toledo	1 8			
			218 N	North Dakota	3 17	91 N	Dayton	0 1			
			281 N	Detroit	6 3	151 N	Maine	1 5			
			206 N	Seton Hall	6 7	181 N	Georgetown	4 2			

Non-Div. I Games:

Robert Morris

Average RPI Win:		218	WON-LOST RECORD		WINNING PCT. RANK		LAST 10 GAMES		STRENGTH OF SCHEDULE		OPP. STRENGTH OF SCHEDULE		TEAM RPI		ADJ RPI		CONF. RPI		ADJ CONF. RPI	
DIV. I ONLY			7-17-0		.29167 232		2-8-0		89		233		195		.45331 193		25		25	
DIV. I NON-CONF.			7-17-0		.29167 227		2-8-0		84		233		201		.45331 198		25		25	
TOTALS		RPI 1-25		RPI 26-50		W-L RECORDS		RPI 51-100		RPI 101-150		RPI 150+								
7-17-0		0-2-0		0-0-0		OVERALL		1-7-0		0-5-0		6-3-0								
0-0-0		0-0-0		0-0-0		HOME		0-0-0		0-0-0		0-0-0								
1-8-0		0-2-0		0-0-0		AWAY		1-5-0		0-1-0		0-0-0								
6-9-0		0-0-0		0-0-0		NEUTRAL		0-2-0		0-4-0		6-3-0								
7-17-0		0-2-0		0-0-0		NON-CONFERENCE		1-7-0		0-5-0		6-3-0								
0-0-0		0-0-0		0-0-0		HOME		0-0-0		0-0-0		0-0-0								
1-8-0		0-2-0		0-0-		AWAY		1-5-0		0-1-0		0-0-0								
6-9-0		0-0-0		0-0-0		NEUTRAL		0-2-0		0-4-0		6-3-0								
0-0-0		0-0-0		0-0-0		CONFERENCE		0-0-0		0-0-0		0-0-0								
0-0-0		0-0-0		0-0-0		HOME		0-0-0		0-0-0		0-0-0								
0-0-0		0-0-0		0-0-0		AWAY		0-0-0		0-0-0		0-0-0								
0-0-0		0-0-0		0-0-0		NEUTRAL		0-0-0		0-0-0		0-0-0								
RPI	S	Opponent		Score		RPI	S	Opponent		Score		RPI	S	Opponent		Score				
9	A	Arizona		5	6					57	A	CSUN	3	5	119	A	San Diego	0	1	
9	A	Arizona		1	18					60	A	USC Upstate	3	2	119	N	San Diego	0	11	
										60	A	USC Upstate	2	10	123	N	UNC Greensboro	2	12	
										63	A	UC Riverside	0	1	127	N	Colorado St.	1	7	
										63	A	UC Riverside	3	7	127	N	Colorado St.	1	8	
										63	N	UC Riverside	2	7	155	N	Sacramento St.	6	5	
										85	N	IUPUI	1	2	162	N	Texas-Arlington	5	15	
										88	A	Cal Poly	1	2	187	N	UTEP	7	4	
															203	N	Southern Utah	1	9	
															232	N	Buffalo	1	2	
															271	N	Iona	9	1	
															271	N	Iona	5	2	
															292	N	UMES	19	6	
															292	N	UMES	11	1	
LAST 10 GAMES																				
271	N	Iona		5	2	127	N	Colorado St.		1	8									
271	N	Iona		9	1	123	N	UNC Greensboro		2	12									
232	N	Buffalo		1	2	63	A	UC Riverside		0	1									
57	A	CSUN		3	5	63	A	UC Riverside		3	7									
119	A	San Diego		0	1	119	N	San Diego		0	11									

Non-Div. I Games:

Bryant

Average RPI Win: 179		WON-LOST	WINNING	LAST 10	STRENGTH OF		OPP. STRENGTH	TEAM	ADJ	CONF.	ADJ CONF.
Average RPI Loss: 151		RECORD	PCT. RANK	GAMES	SCHEDULE		OF SCHEDULE	RPI	RPI	RPI	RPI
DIV. I ONLY		9-16-0	.36	192	4-6-0		123	261	192	.45316	194
DIV. I NON-CONF.		6-11-0	.35294	189	1-1-0		132	276	209	.44522	210
TOTALS		RPI 1-25	RPI 26-50		W-L RECORDS		RPI 51-100		RPI 101-150		RPI 150+
9-16-0	0-0-0	0-0-0		OVERALL		2-3-0		2-5-0		5-8-0	
4-6-0	0-0-0	0-0-0		HOME		0-0-0		0-0-0		4-6-0	
4-8-0	0-0-0	0-0-0		AWAY		1-3-0		2-4-0		1-1-0	
1-2-0	0-0-0	0-0-0		NEUTRAL		1-0-0		0-1-0		0-1-0	
6-11-0	0-0-0	0-0-0		NON-CONFERENCE		2-3-0		0-2-0		4-6-0	
3-4-0	0-0-0	0-0-0		HOME		0-0-0		0-0-0		3-4-0	
2-5-0	0-0-0	0-0-		AWAY		1-3-0		0-1-0		1-1-0	
1-2-0	0-0-0	0-0-0		NEUTRAL		1-0-0		0-1-0		0-1-0	
3-5-0	0-0-0	0-0-0		CONFERENCE		0-0-0		2-3-0		1-2-0	
1-2-0	0-0-0	0-0-0		HOME		0-0-0		0-0-0		1-2-0	
2-3-0	0-0-0	0-0-0		AWAY		0-0-0		2-3-0		0-0-0	
0-0-0	0-0-0	0-0-0		NEUTRAL		0-0-0		0-0-0		0-0-0	
RPI S	Opponent	Score	RPI S	Opponent	Score	RPI S	Opponent	Score	RPI S	Opponent	Score
						58 A	Samford	8 12	103 N	Murray St.	0 16
						58 A	Samford	0 9	106 A	Furman	0 4
						86 N	Fordham	7 5	135 A	Presbyterian	0 3
						100 A	Charlotte	2 10	135 A	Presbyterian	12 7
						100 A	Charlotte	4 3	140 A	Charleston So.	6 0
									140 A	Charleston So.	1 4
									140 A	Charleston So.	6 9
									156 H	Liberty	4 8
									156 H	Liberty	1 3
									156 H	Liberty	10 8
									189 H	East Tenn. St.	8 9
									189 H	East Tenn. St.	5 8
									196 N	Nicholls St.	6 10
									212 H	Drexel	2 5
									212 H	Drexel	5 11
									212 H	Drexel	3 1
									259 H	N.C. Central	6 2
									259 H	N.C. Central	8 2
									267 A	N.C. A&T	14 5
									267 A	N.C. A&T	2 6
LAST 10 GAMES											
						140 A	Charleston So.	6 0	140 A	Charleston So.	6 9
						140 A	Charleston So.	1 4	156 H	Liberty	1 3
						135 A	Presbyterian	0 3	156 H	Liberty	4 8
						135 A	Presbyterian	12 7	267 A	N.C. A&T	2 6
						156 H	Liberty	10 8	267 A	N.C. A&T	14 5

Non-Div. I Games:

Gardner-Webb

Average RPI Win:	174	WON-LOST	WINNING	LAST 10	STRENGTH OF	OPP. STRENGTH	TEAM	ADJ	CONF.	ADJ CONF.	
Average RPI Loss:	119	RECORD	PCT. RANK	GAMES	SCHEDULE	OF SCHEDULE	RPI	RPI	RPI	RPI	
DIV. I ONLY		7-15-0	.31818 213	2-8-0	143	126	200	.45305 195	19	19	
DIV. I NON-CONF.		7-15-0	.31818 207	2-8-0	138	126	204	.45305 200	18	18	
<hr/>											
TOTALS	RPI 1-25	RPI 26-50		W-L RECORDS	RPI 51-100		RPI 101-150		RPI 150+		
7-15-0	0-3-0	1-2-0		OVERALL	1-0-0		0-3-0		5-7-0		
0-2-0	0-0-0	0-0-0		HOME	0-0-0		0-0-0		0-2-0		
1-4-0	0-3-0	0-0-0		AWAY	0-0-0		0-0-0		1-1-0		
6-9-0	0-0-0	1-2-0		NEUTRAL	1-0-0		0-3-0		4-4-0		
7-15-0	0-3-0	1-2-0		NON-CONFERENCE	1-0-0		0-3-0		5-7-0		
0-2-0	0-0-0	0-0-0		HOME	0-0-0		0-0-0		0-2-0		
1-4-0	0-3-0	0-0-		AWAY	0-0-0		0-0-0		1-1-0		
6-9-0	0-0-0	1-2-0		NEUTRAL	1-0-0		0-3-0		4-4-0		
0-0-0	0-0-0	0-0-0		CONFERENCE	0-0-0		0-0-0		0-0-0		
0-0-0	0-0-0	0-0-0		HOME	0-0-0		0-0-0		0-0-0		
0-0-0	0-0-0	0-0-0		AWAY	0-0-0		0-0-0		0-0-0		
0-0-0	0-0-0	0-0-0		NEUTRAL	0-0-0		0-0-0		0-0-0		
<hr/>											
RPI S	Opponent	Score	RPI S	Opponent	Score	RPI S	Opponent	Score	RPI S	Opponent	Score
8 A	Kansas	2 13	34 N	Georgia St.	1 6	77 N	Penn St.	2 1	102 N	Missouri St.	0 4
15 A	Texas A&M	1 6	34 N	Georgia St.	3 9				102 N	Missouri St.	1 4
15 A	Texas A&M	0 8	34 N	Georgia St.	10 9				113 N	FGCU	0 9
									160 N	UMKC	4 9
									160 N	UMKC	2 7
									185 N	UMass Lowell	3 0
									189 A	East Tenn. St.	7 4
									189 A	East Tenn. St.	4 14
									192 N	Robert Morris	4 7
									202 N	Villanova	3 1
									218 H	North Dakota	5 6
									218 H	North Dakota	4 5
									218 N	North Dakota	11 14
									248 N	Columbia	6 0
									286 N	Siena	5 4
<hr/>											
LAST 10 GAMES											
160 N	UMKC	4 9	160 N	UMKC	2 7						
34 N	Georgia St.	3 9	218 H	North Dakota	5 6						
34 N	Georgia St.	10 9	189 A	East Tenn. St.	4 14						
8 A	Kansas	2 13	189 A	East Tenn. St.	7 4						
218 H	North Dakota	4 5	113 N	FGCU	0 9						

Non-Div. I Games:

Eastern Mich.

Average RPI Win: 226		WON-LOST	WINNING	LAST 10	STRENGTH OF		OPP. STRENGTH	TEAM	ADJ	CONF.	ADJ CONF.
Average RPI Loss: 130		RECORD	PCT. RANK	GAMES	SCHEDULE		OF SCHEDULE	RPI	RPI	RPI	RPI
DIV. I ONLY		17-11-0	.60714	84	5-5-0		284	146	198	.45287	196
DIV. I NON-CONF.		12-7-0	.63158	76	0-1-0		248	251	146	.4872	147
TOTALS		RPI 1-25	RPI 26-50		W-L RECORDS		RPI 51-100		RPI 101-150		RPI 150+
17-11-0	0-1-0	0-1-0		OVERALL		0-1-0		0-2-0		17-6-0	
7-4-0	0-0-0	0-1-0		HOME		0-0-0		0-0-0		7-3-0	
2-3-0	0-1-0	0-0-0		AWAY		0-1-0		0-0-0		2-1-0	
8-4-0	0-0-0	0-0-0		NEUTRAL		0-0-0		0-2-0		8-2-0	
12-7-0	0-1-0	0-1-0		NON-CONFERENCE		0-1-0		0-2-0		12-2-0	
4-1-0	0-0-0	0-1-0		HOME		0-0-0		0-0-0		4-0-0	
0-2-0	0-1-0	0-0-		AWAY		0-1-0		0-0-0		0-0-0	
8-4-0	0-0-0	0-0-0		NEUTRAL		0-0-0		0-2-0		8-2-0	
5-4-0	0-0-0	0-0-0		CONFERENCE		0-0-0		0-0-0		5-4-0	
3-3-0	0-0-0	0-0-0		HOME		0-0-0		0-0-0		3-3-0	
2-1-0	0-0-0	0-0-0		AWAY		0-0-0		0-0-0		2-1-0	
0-0-0	0-0-0	0-0-0		NEUTRAL		0-0-0		0-0-0		0-0-0	
RPI S	Opponent	Score		RPI S	Opponent	Score		RPI S	Opponent	Score	
2 A	LSU	1	6	26 H	South Ala.	2	7	58 A	Samford	3	4
									Murray St.	3	4
									Murray St.	3	11
									UT Martin	3	2
									Texas-Arlington	4	0
									Sam Houston St.	5	1
									Sam Houston St.	4	6
									Sam Houston St.	5	2
									Stephen F. Austin	2	1
									Stephen F. Austin	4	7
									Stephen F. Austin	7	6
									Omaha	1	5
									Gardner-Webb	10	6
									A&M-Corpus Christi	12	11
									A&M-Corpus Christi	6	8
									A&M-Corpus Christi	0	4
									Southern Miss.	2	3
									Mississippi Val.	9	1
									Mississippi Val.	8	1
									Jackson St.	14	11
									Holy Cross	15	6
									Holy Cross	9	3
									Detroit	9	1
									Alcorn	6	1
									Southern U.	11	2
									Southern U.	15	0
LAST 10 GAMES				LAST 10 GAMES				LAST 10 GAMES			
				211 H	A&M-Corpus Christi	12	11	211 H	A&M-Corpus Christi	6	8
				211 H	A&M-Corpus Christi	0	4	164 A	Sam Houston St.	5	2
				2 A	LSU	1	6	167 H	Stephen F. Austin	2	1
				164 A	Sam Houston St.	4	6	167 H	Stephen F. Austin	4	7
				164 A	Sam Houston St.	5	1	167 H	Stephen F. Austin	7	6

Non-Div. I Games:

Nicholls St.

Average RPI Win: 207		WON-LOST RECORD		WINNING PCT. RANK		LAST 10 GAMES		STRENGTH OF SCHEDULE		OPP. STRENGTH OF SCHEDULE		TEAM RPI		ADJ RPI		CONF. RPI		ADJ CONF. RPI	
DIV. I ONLY		6-13-0		.31579 216		4-6-0		122		192		194		.45236 197		19		19	
DIV. I NON-CONF.		6-13-0		.31579 211		4-6-0		118		193		199		.45236 203		18		18	
TOTALS		RPI 1-25		RPI 26-50		W-L RECORDS		RPI 51-100		RPI 101-150		RPI 150+							
6-13-0		0-1-0		0-0-0		OVERALL		0-7-0		0-1-0		6-4-0							
0-0-0		0-0-0		0-0-0		HOME		0-0-0		0-0-0		0-0-0							
0-2-0		0-1-0		0-0-0		AWAY		0-0-0		0-0-0		0-1-0							
6-11-0		0-0-0		0-0-0		NEUTRAL		0-7-0		0-1-0		6-3-0							
6-13-0		0-1-0		0-0-0		NON-CONFERENCE		0-7-0		0-1-0		6-4-0							
0-0-0		0-0-0		0-0-0		HOME		0-0-0		0-0-0		0-0-0							
0-2-0		0-1-0		0-0-		AWAY		0-0-0		0-0-0		0-1-0							
6-11-0		0-0-0		0-0-0		NEUTRAL		0-7-0		0-1-0		6-3-0							
0-0-0		0-0-0		0-0-0		CONFERENCE		0-0-0		0-0-0		0-0-0							
0-0-0		0-0-0		0-0-0		HOME		0-0-0		0-0-0		0-0-0							
0-0-0		0-0-0		0-0-0		AWAY		0-0-0		0-0-0		0-0-0							
0-0-0		0-0-0		0-0-0		NEUTRAL		0-0-0		0-0-0		0-0-0							
RPI	S	Opponent		Score		RPI	S	Opponent		Score		RPI	S	Opponent		Score			
13	A	Arizona St.		0 6								51	N	Ole Miss		3 4			
												55	N	Purdue		1 3			
												63	N	UC Riverside		1 7			
												80	N	Towson		5 7			
												84	N	Boston College		0 1			
												87	N	Mercer		4 5			
												91	N	Dayton		1 4			
												104	N	Creighton		5 8			
												154	N	Central Conn. St.		6 2			
												165	N	Indiana		5 4			
												181	A	Georgetown		0 2			
												202	N	Villanova		2 1			
												206	N	Seton Hall		4 3			
												206	N	Seton Hall		13 14			
												221	N	Green Bay		0 8			
												224	N	Seattle		4 12			
												244	N	Canisius		4 3			
												270	N	Quinnipiac		8 0			
LAST 10 GAMES																			
80	N	Towson		5 7		55	N	Purdue		1 3									
221	N	Green Bay		0 8		206	N	Seton Hall		13 14									
154	N	Central Conn. St.		6 2		206	N	Seton Hall		4 3									
244	N	Canisius		4 3		87	N	Mercer		4 5									
270	N	Quinnipiac		8 0		181	A	Georgetown		0 2									

Non-Div. I Games:

Western Mich.

Average RPI Win: 249		WON-LOST RECORD	WINNING PCT. RANK	LAST 10 GAMES	STRENGTH OF SCHEDULE	OPP. STRENGTH OF SCHEDULE	TEAM RPI	ADJ RPI	CONF. RPI	ADJ CONF. RPI			
Average RPI Loss: 128													
DIV. I ONLY		11-11-0	.5	127	3-7-0	236	271	196	.45196	198	10	10	
DIV. I NON-CONF.		11-8-0	.57895	102	3-4-0	255	291	194	.45598	195	10	10	
<hr/>													
TOTALS		RPI 1-25		RPI 26-50		W-L RECORDS		RPI 51-100		RPI 101-150		RPI 150+	
11-11-0		0-0-0		0-3-0		OVERALL		0-0-0		0-4-0		11-4-0	
10-7-0		0-0-0		0-3-0		HOME		0-0-0		0-0-0		10-4-0	
0-3-0		0-0-0		0-0-0		AWAY		0-0-0		0-3-0		0-0-0	
1-1-0		0-0-0		0-0-0		NEUTRAL		0-0-0		0-1-0		1-0-0	
<hr/>													
11-8-0		0-0-0		0-0-0		NON-CONFERENCE		0-0-0		0-4-0		11-4-0	
10-4-0		0-0-0		0-0-0		HOME		0-0-0		0-0-0		10-4-0	
0-3-0		0-0-0		0-0-		AWAY		0-0-0		0-3-0		0-0-0	
1-1-0		0-0-0		0-0-0		NEUTRAL		0-0-0		0-1-0		1-0-0	
<hr/>													
0-3-0		0-0-0		0-3-0		CONFERENCE		0-0-0		0-0-0		0-0-0	
0-3-0		0-0-0		0-3-0		HOME		0-0-0		0-0-0		0-0-0	
0-0-0		0-0-0		0-0-0		AWAY		0-0-0		0-0-0		0-0-0	
0-0-0		0-0-0		0-0-0		NEUTRAL		0-0-0		0-0-0		0-0-0	
<hr/>													
RPI	S	Opponent	Score	RPI	S	Opponent	Score	RPI	S	Opponent	Score		
				28	H	Hofstra	0 3			135	A	Presbyterian	2 3
				28	H	Hofstra	0 6			135	A	Presbyterian	0 8
				28	H	Hofstra	0 8			140	A	Charleston So.	2 6
										148	N	Tennessee Tech	1 2
										170	H	Campbell	3 8
										170	H	Campbell	1 6
										177	H	Western Caro.	4 1
										181	H	Georgetown	5 4
										181	H	Georgetown	3 11
										240	H	Youngstown St.	6 1
										240	H	Youngstown St.	8 7
										243	H	Marist	9 5
										243	H	Marist	4 6
										267	H	N.C. A&T	4 1
										267	H	N.C. A&T	3 2
										267	N	N.C. A&T	8 3
										268	H	UMBC	4 2
										295	H	Norfolk St.	8 1
										295	H	Norfolk St.	4 0
<hr/>													
LAST 10 GAMES													
				28	H	Hofstra	0 8	28	H	Hofstra	0 6		
				28	H	Hofstra	0 3	135	A	Presbyterian	0 8		
				170	H	Campbell	3 8	295	H	Norfolk St.	4 0		
				170	H	Campbell	1 6	240	H	Youngstown St.	6 1		
				135	A	Presbyterian	2 3	295	H	Norfolk St.	8 1		

Non-Div. I Games:

UNCW

Average RPI Win:		149	WON-LOST RECORD		WINNING PCT. RANK		LAST 10 GAMES		STRENGTH OF SCHEDULE		OPP. STRENGTH OF SCHEDULE		TEAM RPI		ADJ RPI		CONF. RPI		ADJ CONF. RPI				
DIV. I ONLY			6-24-0		.2 263		2-8-0		63		113		205		.45093 199		16		16				
DIV. I NON-CONF.			5-19-0		.20833 258		1-3-0		35		109		184		.46358 180		14		14				
TOTALS		RPI 1-25		RPI 26-50		W-L RECORDS		RPI 51-100		RPI 101-150		RPI 150+											
6-24-0		0-2-0		0-3-0		OVERALL		2-6-0		1-12-0		3-1-0											
1-2-0		0-0-0		0-0-0		HOME		0-0-0		1-2-0		0-0-0											
1-7-0		0-1-0		0-1-0		AWAY		1-1-0		0-4-0		0-0-0											
4-15-0		0-1-0		0-2-0		NEUTRAL		1-5-0		0-6-0		3-1-0											
5-19-0		0-2-0		0-3-0		NON-CONFERENCE		2-6-0		0-7-0		3-1-0											
0-0-0		0-0-0		0-0-0		HOME		0-0-0		0-0-0		0-0-0											
1-4-0		0-1-0		0-0-		AWAY		1-1-0		0-1-0		0-0-0											
4-15-0		0-1-0		0-2-0		NEUTRAL		1-5-0		0-6-0		3-1-0											
1-5-0		0-0-0		0-0-0		CONFERENCE		0-0-0		1-5-0		0-0-0											
1-2-0		0-0-0		0-0-0		HOME		0-0-0		1-2-0		0-0-0											
0-3-0		0-0-0		0-0-0		AWAY		0-0-0		0-3-0		0-0-0											
0-0-0		0-0-0		0-0-0		NEUTRAL		0-0-0		0-0-0		0-0-0											
RPI	S	Opponent		Score		RPI	S	Opponent		Score		RPI	S	Opponent		Score							
8	N	Kansas		0	8	36	A	SIUE		5	6	53	A	New Mexico St.		10	8	102	H	Missouri St.	2	3	
24	A	UCF		0	3	38	N	North Carolina		0	8	53	A	New Mexico St.		9	14	102	H	Missouri St.	5	1	
						38	N	North Carolina		4	8	54	N	Kent St.		4	3	102	H	Missouri St.	2	3	
												54	N	Kent St.		1	8	103	N	Murray St.	1	7	
												73	N	Stanford		0	10	122	N	Michigan St.	5	7	
												79	N	Weber St.		5	11	122	N	Michigan St.	3	4	
												79	N	Weber St.		0	11	130	A	Southern Ill.	9	10	
												91	N	Dayton		2	3	130	A	Southern Ill.	3	8	
																		130	A	Southern Ill.	1	2	
																		131	N	Pacific	1	9	
																		139	A	Ga. Southern	2	3	
																		141	N	Eastern Ky.	8	9	
																		141	N	Eastern Ky.	7	12	
																		180	N	Utah Valley	7	1	
																		224	N	Seattle	3	11	
																		251	N	Belmont	2	1	
																		251	N	Belmont	12	1	
LAST 10 GAMES																							
102 H Missouri St.						5	1	102 H Missouri St.						2	3								
102 H Missouri St.						2	3	130 A Southern Ill.						9	10								
36 A SIUE						5	6	122 N Michigan St.						5	7								
130 A Southern Ill.						3	8	54 N Kent St.						4	3								
130 A Southern Ill.						1	2	122 N Michigan St.						3	4								

Non-Div. I Games:

Bradley

Average RPI Win: 190		WON-LOST	WINNING	LAST 10	STRENGTH OF	OPP. STRENGTH	TEAM	ADJ	CONF.	ADJ CONF.					
Average RPI Loss: 128		RECORD	PCT. RANK	GAMES	SCHEDULE	OF SCHEDULE	RPI	RPI	RPI	RPI					
DIV. I ONLY		6-15-0	.28571	233	3-7-0	84	246	199	.45048	200	17	17			
DIV. I NON-CONF.		4-12-0	.25	243	1-4-0	89	231	214	.44085	213	17	17			
<hr/>															
TOTALS		RPI 1-25		RPI 26-50		W-L RECORDS		RPI 51-100		RPI 101-150		RPI 150+			
6-15-0		0-0-0		0-1-0		OVERALL		0-3-0		0-7-0		6-4-0			
2-2-0		0-0-0		0-1-0		HOME		0-0-0		0-0-0		2-1-0			
1-5-0		0-0-0		0-0-0		AWAY		0-2-0		0-1-0		1-1-0			
3-8-0		0-0-0		0-0-0		NEUTRAL		0-1-0		0-5-0		3-2-0			
4-12-0		0-0-0		0-1-0		NON-CONFERENCE		0-3-0		0-5-0		4-3-0			
0-1-0		0-0-0		0-1-0		HOME		0-0-0		0-0-0		0-0-0			
1-3-0		0-0-0		0-0-		AWAY		0-2-0		0-0-0		1-1-0			
3-8-0		0-0-0		0-0-0		NEUTRAL		0-1-0		0-5-0		3-2-0			
2-3-0		0-0-0		0-0-0		CONFERENCE		0-0-0		0-2-0		2-1-0			
2-1-0		0-0-0		0-0-0		HOME		0-0-0		0-0-0		2-1-0			
0-2-0		0-0-0		0-0-0		AWAY		0-0-0		0-2-0		0-0-0			
0-0-0		0-0-0		0-0-0		NEUTRAL		0-0-0		0-0-0		0-0-0			
RPI	S	Opponent	Score	RPI	S	Opponent	Score	RPI	S	Opponent	Score				
				39	H	Virginia Tech	1 11	60	N	USC Upstate	1 9	106	N	Furman	6 8
								78	A	Elon	1 6	106	N	Furman	2 7
								78	A	Elon	5 6	118	N	Central Ark.	1 6
												135	A	Presbyterian	5 6
												135	A	Presbyterian	0 8
												148	N	Tennessee Tech	2 4
												148	N	Tennessee Tech	2 8
												170	H	Campbell	5 2
												170	H	Campbell	6 15
												170	H	Campbell	8 4
												173	N	Middle Tenn.	4 2
												177	N	Western Caro.	1 4
												189	A	East Tenn. St.	7 8
												189	A	East Tenn. St.	9 0
												208	N	Sacred Heart	5 4
												227	N	George Mason	12 4
												230	N	Oakland	3 12
<hr/>															
LAST 10 GAMES															
				135	A	Presbyterian	5 6	135	A	Presbyterian	0 8				
				39	H	Virginia Tech	1 11	148	N	Tennessee Tech	2 8				
				170	H	Campbell	6 15	189	A	East Tenn. St.	9 0				
				170	H	Campbell	8 4	148	N	Tennessee Tech	2 4				
				170	H	Campbell	5 2	189	A	East Tenn. St.	7 8				

Non-Div. I Games:

Radford

[illegible]

Non-Div. I Games:

Eastern Ill.

Average RPI Win: 197		WON-LOST RECORD		WINNING PCT. RANK		LAST 10 GAMES		STRENGTH OF SCHEDULE		OPP. STRENGTH OF SCHEDULE		TEAM RPI		ADJ RPI		CONF. RPI		ADJ CONF. RPI	
DIV. I ONLY		8-13-0		.38095 182		4-6-0		161		234		197		.45015 202		20		20	
DIV. I NON-CONF.		7-11-0		.38889 174		3-4-0		140		234		186		.45748 190		20		21	
TOTALS		RPI 1-25		RPI 26-50		W-L RECORDS		RPI 51-100		RPI 101-150		RPI 150+							
8-13-0		0-0-0		0-3-0		OVERALL		0-2-0		1-2-0		7-6-0							
0-0-0		0-0-0		0-0-0		HOME		0-0-0		0-0-0		0-0-0							
3-2-0		0-0-0		0-0-0		AWAY		0-0-0		1-0-0		2-2-0							
5-11-0		0-0-0		0-3-0		NEUTRAL		0-2-0		0-2-0		5-4-0							
7-11-0		0-0-0		0-3-0		NON-CONFERENCE		0-2-0		1-2-0		6-4-0							
0-0-0		0-0-0		0-0-0		HOME		0-0-0		0-0-0		0-0-0							
2-0-0		0-0-0		0-0-		AWAY		0-0-0		1-0-0		1-0-0							
5-11-0		0-0-0		0-3-0		NEUTRAL		0-2-0		0-2-0		5-4-0							
1-2-0		0-0-0		0-0-0		CONFERENCE		0-0-0		0-0-0		1-2-0							
0-0-0		0-0-0		0-0-0		HOME		0-0-0		0-0-0		0-0-0							
1-2-0		0-0-0		0-0-0		AWAY		0-0-0		0-0-0		1-2-0							
0-0-0		0-0-0		0-0-0		NEUTRAL		0-0-0		0-0-0		0-0-0							
RPI	S	Opponent		Score	RPI	S	Opponent		Score	RPI	S	Opponent		Score					
					34	N	Georgia St.		2 5	69	N	Saint Francis (PA)		1 3					
					36	N	SIUE		1 4	87	N	Mercer		4 5					
					44	N	UAB		2 7										

Non-Div. I Games:

Villanova

S
o
u
t
h
e
r
n
U
t
a
h

Southern Utah

Average RPI Win: 182		WON-LOST RECORD		WINNING PCT. RANK		LAST 10 GAMES		STRENGTH OF SCHEDULE		OPP. STRENGTH OF SCHEDULE		TEAM RPI		ADJ RPI		CONF. RPI		ADJ CONF. RPI	
DIV. I ONLY		12-20-0		.375 185		5-5-0		186		161		201		.44762 204		15		15	
DIV. I NON-CONF.		12-20-0		.375 180		5-5-0		186		161		205		.44762 206		16		16	
TOTALS		RPI 1-25		RPI 26-50		W-L RECORDS		RPI 51-100		RPI 101-150		RPI 150+							
12-20-0		0-2-0		0-2-0		OVERALL		2-7-0		2-3-0		8-6-0							
3-3-0		0-1-0		0-0-0		HOME		2-2-0		0-0-0		1-0-0							
4-5-0		0-0-0		0-1-0		AWAY		0-2-0		1-0-0		3-2-0							
5-12-0		0-1-0		0-1-0		NEUTRAL		0-3-0		1-3-0		4-4-0							
12-20-0		0-2-0		0-2-0		NON-CONFERENCE		2-7-0		2-3-0		8-6-0							
3-3-0		0-1-0		0-0-0		HOME		2-2-0		0-0-0		1-0-0							
4-5-0		0-0-0		0-0-		AWAY		0-2-0		1-0-0		3-2-0							
5-12-0		0-1-0		0-1-0		NEUTRAL		0-3-0		1-3-0		4-4-0							
0-0-0		0-0-0		0-0-0		CONFERENCE		0-0-0		0-0-0		0-0-0							
0-0-0		0-0-0		0-0-0		HOME		0-0-0		0-0-0		0-0-0							
0-0-0		0-0-0		0-0-0		AWAY		0-0-0		0-0-0		0-0-0							
0-0-0		0-0-0		0-0-0		NEUTRAL		0-0-0		0-0-0		0-0-0							
RPI	S	Opponent		Score		RPI	S	Opponent		Score		RPI	S	Opponent		Score			
11	H	California		1	9	41	A	Fresno St.		0	1	70	N	Pittsburgh		0	10		
23	N	Oklahoma		0	17	41	N	Oregon St.		8	13	70	N	Pittsburgh		1	3		
												79	N	Weber St.		1	5		
												82	A	Hawaii		1	3		
												82	A	Hawaii		0	3		
												95	H	UC Davis		4	10		
												95	H	UC Davis		2	1		
												98	H	Grand Canyon		4	3		
												98	H	Grand Canyon		1	6		
														186 A Nevada		4	5		
														247 N Portland St.		2	1		
														247 N Portland St.		6	4		
														247 N Portland St.		2	6		
														266 H Manhattan		6	5		
LAST 10 GAMES																			
				95	H	UC Davis		2	1	95	H	UC Davis		4	10				
				266	H	Manhattan		6	5	247	N	Portland St.		2	1				
				98	H	Grand Canyon		1	6	186	A	Nevada		4	5				
				98	H	Grand Canyon		4	3	247	N	Portland St.		6	4				
				186	A	Nevada		2	8	247	N	Portland St.		2	6				

Non-Div. I Games:

St. Mary's (CA)

Average RPI Win:		214	WON-LOST RECORD		WINNING PCT. RANK		LAST 10 GAMES		STRENGTH OF SCHEDULE		OPP. STRENGTH OF SCHEDULE		TEAM RPI		ADJ RPI		CONF. RPI		ADJ CONF. RPI				
Average RPI Loss:		122																					
DIV. I ONLY			9-12-0		.42857 166		3-7-0		232		181		207		.4472 205		29		29				
DIV. I NON-CONF.			8-10-0		.44444 155		2-5-0		213		150		185		.46106 184		29		29				
TOTALS		RPI 1-25		RPI 26-50		W-L RECORDS		RPI 51-100		RPI 101-150		RPI 150+											
9-12-0		0-1-0		0-1-0		OVERALL		0-3-0		1-3-0		8-4-0											
0-0-0		0-0-0		0-0-0		HOME		0-0-0		0-0-0		0-0-0											
1-1-0		0-1-0		0-0-0		AWAY		0-0-0		0-0-0		1-0-0											
8-11-0		0-0-0		0-1-0		NEUTRAL		0-3-0		1-3-0		7-4-0											
8-10-0		0-1-0		0-1-0		NON-CONFERENCE		0-3-0		1-3-0		7-2-0											
0-0-0		0-0-0		0-0-0		HOME		0-0-0		0-0-0		0-0-0											
1-1-0		0-1-0		0-0-		AWAY		0-0-0		0-0-0		1-0-0											
7-9-0		0-0-0		0-1-0		NEUTRAL		0-3-0		1-3-0		6-2-0											
1-2-0		0-0-0		0-0-0		CONFERENCE		0-0-0		0-0-0		1-2-0											
0-0-0		0-0-0		0-0-0		HOME		0-0-0		0-0-0		0-0-0											
0-0-0		0-0-0		0-0-0		AWAY		0-0-0		0-0-0		0-0-0											
1-2-0		0-0-0		0-0-0		NEUTRAL		0-0-0		0-0-0		1-2-0											
RPI	S	Opponent		Score		RPI	S	Opponent		Score		RPI	S	Opponent		Score		RPI	S	Opponent		Score	
24	A	UCF		1	2	35	N	James Madison		1	6	59	N	San Jose St.		0	7	121	N	Butler		0	5
												59	N	San Jose St.		3	4	121	N	Butler		2	3
												94	N	Idaho St.		3	5	134	N	Syracuse		1	10
																		138	N	Miami (OH)		6	0
																		151	N	Maine		0	8
																		158	N	Central Mich.		6	5
																		202	N	Villanova		1	3
																		208	N	Sacred Heart		4	1
																		209	A	Santa Clara		2	1
																		218	N	North Dakota		4	1
																		226	N	Monmouth		4	3
																		230	N	Oakland		9	1
																		230	N	Oakland		5	8
																		230	N	Oakland		2	3
																		258	N	Fairfield		9	0
																		280	N	Rhode Island		4	0
LAST 10 GAMES																							
						230	N	Oakland		5	8	230	N	Oakland		2	3						
						230	N	Oakland		9	1	35	N	James Madison		1	6						
						226	N	Monmouth		4	3	121	N	Butler		0	5						
						258	N	Fairfield		9	0	202	N	Villanova		1	3						
						24	A	UCF		1	2	151	N	Maine		0	8						

Non-Div. I Games:

Ill.-Chicago

Average RPI Win:	205	WON-LOST RECORD	WINNING PCT. RANK	LAST 10 GAMES	STRENGTH OF SCHEDULE	OPP. STRENGTH OF SCHEDULE	TEAM RPI	ADJ RPI	CONF. RPI	ADJ CONF. RPI			
DIV. I ONLY		11-16-0	.40741	175	4-6-0	220	135	204	.44682	206	20	20	
DIV. I NON-CONF.		11-16-0	.40741	170	4-6-0	225	135	207	.44682	207	20	21	
<hr/>													
TOTALS	RPI 1-25	RPI 26-50		W-L RECORDS		RPI 51-100		RPI 101-150		RPI 150+			
11-16-0	0-0-0	0-7-0		OVERALL		2-1-0		1-2-0		8-6-0			
0-0-0	0-0-0	0-0-0		HOME		0-0-0		0-0-0		0-0-0			
3-2-0	0-0-0	0-1-0		AWAY		2-0-0		1-1-0		0-0-0			
8-14-0	0-0-0	0-6-0		NEUTRAL		0-1-0		0-1-0		8-6-0			
11-16-0	0-0-0	0-7-0		NON-CONFERENCE		2-1-0		1-2-0		8-6-0			
0-0-0	0-0-0	0-0-0		HOME		0-0-0		0-0-0		0-0-0			
3-2-0	0-0-0	0-0-		AWAY		2-0-0		1-1-0		0-0-0			
8-14-0	0-0-0	0-6-0		NEUTRAL		0-1-0		0-1-0		8-6-0			
0-0-0	0-0-0	0-0-0		CONFERENCE		0-0-0		0-0-0		0-0-0			
0-0-0	0-0-0	0-0-0		HOME		0-0-0		0-0-0		0-0-0			
0-0-0	0-0-0	0-0-0		AWAY		0-0-0		0-0-0		0-0-0			
0-0-0	0-0-0	0-0-0		NEUTRAL		0-0-0		0-0-0		0-0-0			
<hr/>													
RPI	S	Opponent	Score	RPI	S	Opponent	Score	RPI	S	Opponent	Score		
				30	A	San Diego St.	3 4	90	N	North Florida	4 10		
				36	N	SIUE	3 4	93	A	North Texas	2 1		
				36	N	SIUE	3 5	93	A	North Texas	17 6		
				39	N	Virginia Tech	0 18			125	N	Wisconsin	2 9
				39	N	Virginia Tech	0 9			146	A	East Carolina	10 8
				41	N	Oregon St.	3 17			146	A	East Carolina	0 4
				49	N	North Dakota St.	0 2			152	N	Saint Joseph's	2 3
										158	N	Central Mich.	0 1
										158	N	Central Mich.	4 7
										176	N	Boston U.	2 4
										192	N	Robert Morris	7 6
										197	N	Western Mich.	14 13
										197	N	Western Mich.	3 4
										222	N	Boise St.	13 10
										228	N	Bowling Green	13 4
										245	N	Florida A&M	2 1
										249	N	Colgate	0 3
										270	N	Quinnipiac	14 0
										284	N	Texas Southern	12 2
										284	N	Texas Southern	10 2
<hr/>													
LAST 10 GAMES													
				176	N	Boston U.	2 4	245	N	Florida A&M	2 1		
				249	N	Colgate	0 3	197	N	Western Mich.	3 4		
				152	N	Saint Joseph's	2 3	192	N	Robert Morris	7 6		
				270	N	Quinnipiac	14 0	36	N	SIUE	3 5		
				197	N	Western Mich.	14 13	36	N	SIUE	3 4		

Non-Div. I Games:

Seton Hall

Average RPI Win:		196	WON-LOST		WINNING		LAST 10		STRENGTH OF		OPP. STRENGTH		TEAM		ADJ		CONF.		ADJ CONF.										
Average RPI Loss:		95	RECORD		PCT. RANK		GAMES		SCHEDULE		OF SCHEDULE		RPI		RPI		RPI		RPI										
DIV. I ONLY			7-16-0		.30435 223		2-8-0		137		154		206		.44613 207		20		20										
DIV. I NON-CONF.			7-16-0		.30435 222		2-8-0		131		155		208		.44613 209		20		21										
TOTALS		RPI 1-25		RPI 26-50		W-L RECORDS		RPI 51-100		RPI 101-150		RPI 150+																	
7-16-0		0-2-0		0-2-0		OVERALL		0-7-0		0-3-0		7-2-0																	
0-1-0		0-0-0		0-1-0		HOME		0-0-0		0-0-0		0-0-0																	
1-4-0		0-0-0		0-1-0		AWAY		0-3-0		0-0-0		1-0-0																	
6-11-0		0-2-0		0-0-0		NEUTRAL		0-4-0		0-3-0		6-2-0																	
7-16-0		0-2-0		0-2-0		NON-CONFERENCE		0-7-0		0-3-0		7-2-0																	
0-1-0		0-0-0		0-1-0		HOME		0-0-0		0-0-0		0-0-0																	
1-4-0		0-0-0		0-0-		AWAY		0-3-0		0-0-0		1-0-0																	
6-11-0		0-2-0		0-0-0		NEUTRAL		0-4-0		0-3-0		6-2-0																	
0-0-0		0-0-0		0-0-0		CONFERENCE		0-0-0		0-0-0		0-0-0																	
0-0-0		0-0-0		0-0-0		HOME		0-0-0		0-0-0		0-0-0																	
0-0-0		0-0-0		0-0-0		AWAY		0-0-0		0-0-0		0-0-0																	
0-0-0		0-0-0		0-0-0		NEUTRAL		0-0-0		0-0-0		0-0-0																	
RPI	S	Opponent		Score		RPI	S	Opponent		Score		RPI	S	Opponent		Score													
23	N	Oklahoma		3	11	47	A	Cal St. Fullerton		0	5	53	N	New Mexico St.		6	8	125	N	Wisconsin		0	9						
23	N	Oklahoma		2	9	49	H	North Dakota St.		5	10	62	N	Nebraska		2	13	129	N	Texas Tech		1	9						
												67	A	UNLV		4	12	140	N	Charleston So.		2	4						
												76	N	McNeese St.		3	13	160	N	UMKC		9	4						
												82	A	Hawaii		0	8	162	A	Texas-Arlington		7	4						
												94	N	Idaho St.		5	10	163	N	UNI		11	1						
												97	A	Houston		3	6	167	N	Stephen F. Austin		5	4						
																								204	N	St. Mary's (CA)		9	5
																								204	N	St. Mary's (CA)		9	11
																								222	N	Boise St.		6	5
																								246	N	Massachusetts		2	9
																								293	N	Prairie View		10	2
LAST 10 GAMES																													
						62	N	Nebraska		2	13	49	H	North Dakota St.		5	10	53	N	New Mexico St.		6	8						
						222	N	Boise St.		6	5	94	N	Idaho St.		5	10	67	A	UNLV		4	12						
						140	N	Charleston So.		2	4	293	N	Prairie View		10	2												
						47	A	Cal St. Fullerton		0	5																		
						125	N	Wisconsin		0	9																		

Non-Div. I Games:

DePaul

Average RPI Win:	153	WON-LOST	WINNING	LAST 10	STRENGTH OF	OPP. STRENGTH	TEAM	ADJ	CONF.	ADJ CONF.	
Average RPI Loss:	133	RECORD	PCT. RANK	GAMES	SCHEDULE	OF SCHEDULE	RPI	RPI	RPI	RPI	
DIV. I ONLY	4-12-0	.25	246	3-7-0	85	224	209	.44508	208	25	25
DIV. I NON-CONF.	4-11-0	.26667	237	3-6-0	110	221	215	.44144	212	25	25
TOTALS	RPI 1-25	RPI 26-50	W-L RECORDS	RPI 51-100	RPI 101-150	RPI 150+					
4-12-0	0-0-0	0-0-0	OVERALL	1-3-0	1-5-0	2-4-0					
0-0-0	0-0-0	0-0-0	HOME	0-0-0	0-0-0	0-0-0					
0-2-0	0-0-0	0-0-0	AWAY	0-0-0	0-2-0	0-0-0					
4-10-0	0-0-0	0-0-0	NEUTRAL	1-3-0	1-3-0	2-4-0					
4-11-0	0-0-0	0-0-0	NON-CONFERENCE	1-2-0	1-5-0	2-4-0					
0-0-0	0-0-0	0-0-0	HOME	0-0-0	0-0-0	0-0-0					
0-2-0	0-0-0	0-0-	AWAY	0-0-0	0-2-0	0-0-0					
4-9-0	0-0-0	0-0-0	NEUTRAL	1-2-0	1-3-0	2-4-0					
0-1-0	0-0-0	0-0-0	CONFERENCE	0-1-0	0-0-0	0-0-0					
0-0-0	0-0-0	0-0-0	HOME	0-0-0	0-0-0	0-0-0					
0-0-0	0-0-0	0-0-0	AWAY	0-0-0	0-0-0	0-0-0					
0-1-0	0-0-0	0-0-0	NEUTRAL	0-1-0	0-0-0	0-0-0					
RPI	S	Opponent	Score	RPI	S	Opponent	Score	RPI	S	Opponent	Score
						64 N Lehigh	0 5	103 N		Murray St.	1 2
						69 N Saint Francis (PA)	2 3	116 A		Stetson	0 5
						84 N Boston College	1 4	118 N		Central Ark.	3 1
						96 N La Salle	7 4	120 N		Northern Ill.	0 1
								135 N		Presbyterian	0 6
								143 A		Coastal Caro.	1 11
								153 N		Akron	1 0
								173 N		Middle Tenn.	2 3
								188 N		Bucknell	1 9
								200 N		Radford	4 5
								205 N		Ill.-Chicago	1 4
								245 N		Florida A&M	5 4
LAST 10 GAMES											
				120 N		Northern Ill.	0 1	96 N		La Salle	7 4
				64 N		Lehigh	0 5	135 N		Presbyterian	0 6
				153 N		Akron	1 0	116 A		Stetson	0 5
				245 N		Florida A&M	5 4	173 N		Middle Tenn.	2 3
				69 N		Saint Francis (PA)	2 3	200 N		Radford	4 5

Non-Div. I Games:

Sacred Heart

Average RPI Win:		223	WON-LOST		WINNING		LAST 10		STRENGTH OF		OPP. STRENGTH		TEAM	ADJ		CONF.	ADJ CONF.		
Average RPI Loss:		104	RECORD		PCT. RANK		GAMES		SCHEDULE		OF SCHEDULE		RPI	RPI		RPI	RPI		
DIV. I ONLY			11-21-0		.34375		200	5-5-0		177		160		208	.44392		209	15	15
DIV. I NON-CONF.			11-21-0		.34375		197	5-5-0		182		160		211	.44392		211	16	16
TOTALS		RPI 1-25		RPI 26-50		W-L RECORDS		RPI 51-100		RPI 101-150		RPI 150+							
11-21-0		0-3-0		0-3-0		OVERALL		0-9-0		0-1-0		11-5-0							
6-7-0		0-2-0		0-0-0		HOME		0-1-0		0-1-0		6-3-0							
0-7-0		0-0-0		0-3-0		AWAY		0-4-0		0-0-0		0-0-0							
5-7-0		0-1-0		0-0-0		NEUTRAL		0-4-0		0-0-0		5-2-0							
11-21-0		0-3-0		0-3-0		NON-CONFERENCE		0-9-0		0-1-0		11-5-0							
6-7-0		0-2-0		0-0-0		HOME		0-1-0		0-1-0		6-3-0							
0-7-0		0-0-0		0-0-		AWAY		0-4-0		0-0-0		0-0-0							
5-7-0		0-1-0		0-0-0		NEUTRAL		0-4-0		0-0-0		5-2-0							
0-0-0		0-0-0		0-0-0		CONFERENCE		0-0-0		0-0-0		0-0-0							
0-0-0		0-0-0		0-0-0		HOME		0-0-0		0-0-0		0-0-0							
0-0-0		0-0-0		0-0-0		AWAY		0-0-0		0-0-0		0-0-0							
0-0-0		0-0-0		0-0-0		NEUTRAL		0-0-0		0-0-0		0-0-0							
RPI	S	Opponent		Score		RPI	S	Opponent		Score		RPI	S	Opponent		Score			
16	N	Minnesota		6	9	30	A	San Diego St.		4	10	63	N	UC Riverside		3	4		
21	H	Washington		2	11	41	A	Fresno St.		0	2	73	A	Stanford		3	5		
21	H	Washington		1	10	41	A	Fresno St.		1	2	73	A	Stanford		5	13		
												92	N	Tulsa		4	6		
												92	N	Tulsa		6	9		
												94	H	Idaho St.		0	12		
												95	N	UC Davis		5	6		
												98	A	Grand Canyon		3	9		
												98	A	Grand Canyon		2	6		

Non-Div. I Games:

Santa Clara

Average RPI Win: 155		WON-LOST	WINNING	LAST 10	STRENGTH OF		OPP. STRENGTH	TEAM	ADJ		CONF.	ADJ CONF.											
Average RPI Loss: 129		RECORD	PCT. RANK	GAMES	SCHEDULE		OF SCHEDULE	RPI	RPI		RPI	RPI											
DIV. I ONLY		5-16-1	.25	246	0-10-0		88	228	210		22	22											
DIV. I NON-CONF.		5-13-1	.28947	228	0-7-0		52	230	178		21	20											
<hr/>																							
TOTALS		RPI 1-25		RPI 26-50		W-L RECORDS		RPI 51-100		RPI 101-150		RPI 150+											
5-16-1		0-1-0		0-1-0		OVERALL		1-2-0		1-4-1		3-8-0											
0-1-0		0-0-0		0-0-0		HOME		0-0-0		0-1-0		0-0-0											
0-8-0		0-1-0		0-0-0		AWAY		0-2-0		0-0-0		0-5-0											
5-7-1		0-0-0		0-1-0		NEUTRAL		1-0-0		1-3-1		3-3-0											
5-13-1		0-1-0		0-1-0		NON-CONFERENCE		1-2-0		1-4-1		3-5-0											
0-1-0		0-0-0		0-0-0		HOME		0-0-0		0-1-0		0-0-0											
0-5-0		0-1-0		0-0-		AWAY		0-2-0		0-0-0		0-2-0											
5-7-1		0-0-0		0-1-0		NEUTRAL		1-0-0		1-3-1		3-3-0											
0-3-0		0-0-0		0-0-0		CONFERENCE		0-0-0		0-0-0		0-3-0											
0-0-0		0-0-0		0-0-0		HOME		0-0-0		0-0-0		0-0-0											
0-3-0		0-0-0		0-0-0		AWAY		0-0-0		0-0-0		0-3-0											
0-0-0		0-0-0		0-0-0		NEUTRAL		0-0-0		0-0-0		0-0-0											
RPI	S	Opponent		Score		RPI	S	Opponent		Score		RPI	S	Opponent		Score							
8	A	Kansas		0 5		45	N	BYU		4 5		92	N	Tulsa		2 0							
												98	A	Grand Canyon		3 4							
												98	A	Grand Canyon		1 7							
												104	N	Creighton		2 3							
												104	N	Creighton		11 3							
												126	N	Saint Louis		10 11							
												126	N	Saint Louis		0 18							
												127	H	Colorado St.		6 8							
												130	N	Southern Ill.		10 10							
												155	A	Sacramento St.		4 5							
												155	A	Sacramento St.		0 8							
												155	A	Sacramento St.		1 6							
												160	N	UMKC		4 5							
												160	N	UMKC		9 12							
												172	A	Omaha		0 8							
												172	A	Omaha		2 4							
												186	N	Nevada		2 1							
												186	N	Nevada		6 4							
												209	N	Santa Clara		2 10							
												209	N	Santa Clara		5 0							
<hr/>																							
LAST 10 GAMES																							
155 A Sacramento St.						4 5						155 A Sacramento St.						0 8					
155 A Sacramento St.						1 6						126 N Saint Louis						10 11					
172 A Omaha						2 4						160 N UMKC						4 5					
172 A Omaha						0 8						8 A Kansas						0 5					
160 N UMKC						9 12						126 N Saint Louis						0 18					

Non-Div. I Games:

Northern Colo.

Average RPI Win: 154		WON-LOST RECORD		WINNING PCT. RANK		LAST 10 GAMES		STRENGTH OF SCHEDULE		OPP. STRENGTH OF SCHEDULE		TEAM RPI		ADJ RPI		CONF. RPI		ADJ CONF. RPI	
DIV. I ONLY		4-19-1		.1875 270		2-7-0		50		244		211		.4425 211		24		24	
DIV. I NON-CONF.		2-11-1		.17857 268		0-0-0		100		140		226		.42648 227		24		24	
TOTALS		RPI 1-25		RPI 26-50		W-L RECORDS		RPI 51-100		RPI 101-150		RPI 150+							
4-19-1		0-2-0		0-1-0		OVERALL		1-4-0		1-9-0		2-3-1							
0-7-1		0-0-0		0-1-0		HOME		0-3-0		0-2-0		0-1-1							
3-7-0		0-2-0		0-0-0		AWAY		1-1-0		0-3-0		2-1-0							
1-5-0		0-0-0		0-0-0		NEUTRAL		0-0-0		1-4-0		0-1-0							
2-11-1		0-2-0		0-1-0		NON-CONFERENCE		1-1-0		1-6-0		0-1-1							
0-4-1		0-0-0		0-1-0		HOME		0-0-0		0-2-0		0-1-1							
1-3-0		0-2-0		0-0-		AWAY		1-1-0		0-0-0		0-0-0							
1-4-0		0-0-0		0-0-0		NEUTRAL		0-0-0		1-4-0		0-0-0							
2-8-0		0-0-0		0-0-0		CONFERENCE		0-3-0		0-3-0		2-2-0							
0-3-0		0-0-0		0-0-0		HOME		0-3-0		0-0-0		0-0-0							
2-4-0		0-0-0		0-0-0		AWAY		0-0-0		0-3-0		2-1-0							
0-1-0		0-0-0		0-0-0		NEUTRAL		0-0-0		0-0-0		0-1-0							
RPI S	Opponent	Score		RPI S	Opponent	Score		RPI S	Opponent	Score		RPI S	Opponent	Score					
25 A	Baylor	0	3	44 H	UAB	1	6	72 A	UTSA	6	7	118 A	Central Ark.	0	8				
25 A	Baylor	3	6					76 H	McNeese St.	1	6	118 A	Central Ark.	7	8				
								76 H	McNeese St.	0	5	118 A	Central Ark.	3	12				
								76 H	McNeese St.	0	3	125 H	Wisconsin	4	5				
								97 A	Houston	5	4	125 H	Wisconsin	2	4				
												128 N	Illinois	6	4				
												137 N	Wichita St.	8	9				
												137 N	Wichita St.	2	3				
												144 N	New Mexico	2	6				
												144 N	New Mexico	2	6				
												167 N	Stephen F. Austin	3	6				
												196 A	Nicholls St.	8	6				
												196 A	Nicholls St.	4	0				
												196 A	Nicholls St.	11	12				
												231 H	South Dakota	5	5				
												231 H	South Dakota	0	6				
LAST 10 GAMES																			
				196 A	Nicholls St.	11	12	196 A	Nicholls St.	8	6								
				196 A	Nicholls St.	4	0	118 A	Central Ark.	7	8								
				76 H	McNeese St.	0	5	118 A	Central Ark.	3	12								
				76 H	McNeese St.	0	3	118 A	Central Ark.	0	8								
				76 H	McNeese St.	1	6	144 N	New Mexico	2	6								

Non-Div. I Games: Tex. A&M Int'l 2 0 Tex. A&M Int'l 5 1

A&M-Corpus Christi

Average RPI Win: 222		WON-LOST	WINNING	LAST 10	STRENGTH OF	OPP. STRENGTH	TEAM	ADJ	CONF.	ADJ CONF.							
Average RPI Loss: 145		RECORD	PCT. RANK	GAMES	SCHEDULE	OF SCHEDULE	RPI	RPI	RPI	RPI							
DIV. I ONLY		7-7-0	.5	127	6-4-0	258	266	214	.44037	212	10	10					
DIV. I NON-CONF.		6-6-0	.5	132	5-3-0	279	268	227	.42482	228	10	10					
<hr/>																	
TOTALS		RPI 1-25		RPI 26-50		W-L RECORDS		RPI 51-100		RPI 101-150		RPI 150+					
7-7-0		0-0-0		0-0-0		OVERALL		0-3-0		0-1-0		7-3-0					
0-0-0		0-0-0		0-0-0		HOME		0-0-0		0-0-0		0-0-0					
4-2-0		0-0-0		0-0-0		AWAY		0-0-0		0-0-0		4-2-0					
3-5-0		0-0-0		0-0-0		NEUTRAL		0-3-0		0-1-0		3-1-0					
6-6-0		0-0-0		0-0-0		NON-CONFERENCE		0-3-0		0-1-0		6-2-0					
0-0-0		0-0-0		0-0-0		HOME		0-0-0		0-0-0		0-0-0					
3-1-0		0-0-0		0-0-		AWAY		0-0-0		0-0-0		3-1-0					
3-5-0		0-0-0		0-0-0		NEUTRAL		0-3-0		0-1-0		3-1-0					
1-1-0		0-0-0		0-0-0		CONFERENCE		0-0-0		0-0-0		1-1-0					
0-0-0		0-0-0		0-0-0		HOME		0-0-0		0-0-0		0-0-0					
1-1-0		0-0-0		0-0-0		AWAY		0-0-0		0-0-0		1-1-0					
0-0-0		0-0-0		0-0-0		NEUTRAL		0-0-0		0-0-0		0-0-0					
RPI	S	Opponent		Score		RPI	S	Opponent		Score		RPI	S	Opponent		Score	

Average RPI Win:		187	WON-LOST RECORD		WINNING PCT. RANK		LAST 10 GAMES		STRENGTH OF SCHEDULE		OPP. STRENGTH OF SCHEDULE		TEAM RPI		ADJ RPI		CONF. RPI		ADJ CONF. RPI				
DIV. I ONLY			10-15-0		.4 177		4-6-0		222		193		215		.43999 213		16		16				
DIV. I NON-CONF.			8-11-0		.42105 162		2-3-0		145		216		174		.4661 173		14		14				
TOTALS		RPI 1-25		RPI 26-50		W-L RECORDS		RPI 51-100		RPI 101-150		RPI 150+											
10-15-0		0-1-0		0-0-0		OVERALL		0-2-0		3-6-0		7-6-0											
0-2-0		0-0-0		0-0-0		HOME		0-0-0		0-0-0		0-2-0											
2-3-0		0-1-0		0-0-0		AWAY		0-0-0		2-2-0		0-0-0											
8-10-0		0-0-0		0-0-0		NEUTRAL		0-2-0		1-4-0		7-4-0											
8-11-0		0-1-0		0-0-0		NON-CONFERENCE		0-2-0		3-5-0		5-3-0											
0-0-0		0-0-0		0-0-0		HOME		0-0-0		0-0-0		0-0-0											
2-3-0		0-1-0		0-0-		AWAY		0-0-0		2-2-0		0-0-0											
6-8-0		0-0-0		0-0-0		NEUTRAL		0-2-0		1-3-0		5-3-0											
2-4-0		0-0-0		0-0-0		CONFERENCE		0-0-0		0-1-0		2-3-0											
0-2-0		0-0-0		0-0-0		HOME		0-0-0		0-0-0		0-2-0											
0-0-0		0-0-0		0-0-0		AWAY		0-0-0		0-0-0		0-0-0											
2-2-0		0-0-0		0-0-0		NEUTRAL		0-0-0		0-1-0		2-1-0											
RPI	S	Opponent		Score		RPI	S	Opponent		Score		RPI	S	Opponent		Score							
9	A	Arizona		2 6								105	N	Drake		1 9							
												58	N	Samford		4 5							
												59	N	San Jose St.		2 11							
												108	A	Col. of Charleston		3 2							
												114	N	Jacksonville		0 5							
												121	N	Butler		6 5							
												133	N	Dartmouth		0 5							
												138	N	Miami (OH)		3 4							
												140	A	Charleston So.		2 4							
												143	A	Coastal Caro.		4 2							
												143	A	Coastal Caro.		0 10							
												152	N	Saint Joseph's		9 5							
												152	N	Saint Joseph's		0 7							
												156	N	Liberty		1 2							
												163	H	UNI		1 2							
												163	H	UNI		0 11							
												178	N	Loyola Marymount		11 1							
												217	N	Evansville		16 5							
												217	N	Evansville		10 1							
												217	N	Evansville		2 3							
												218	N	North Dakota		8 3							
												219	N	Wright St.		4 3							
												279	N	Mt. St. Mary's		2 3							
												294	N	South Carolina St.		5 4							
LAST 10 GAMES						LAST 10 GAMES						LAST 10 GAMES											
163 H UNI						1 2						163 H UNI						0 11					
217 N Evansville						2 3						108 A Col. of Charleston						3 2					
217 N Evansville						10 1						133 N Dartmouth						0 5					
217 N Evansville						16 5						294 N South Carolina St.						5 4					
156 N Liberty						1 2						114 N Jacksonville						0 5					

Non-Div. I Games:

Loyola Chicago

Average RPI Win: 157		WON-LOST RECORD		WINNING PCT. RANK		LAST 10 GAMES		STRENGTH OF SCHEDULE		OPP. STRENGTH OF SCHEDULE		TEAM RPI		ADJ RPI		CONF. RPI		ADJ CONF. RPI	
DIV. I ONLY		7-24-0		.22581 256		3-7-0		91		142		212		.43974 214		31		31	
DIV. I NON-CONF.		7-24-0		.22581 255		3-7-0		87		143		212		.43974 214		31		31	
TOTALS		RPI 1-25		RPI 26-50		W-L RECORDS		RPI 51-100		RPI 101-150		RPI 150+							
7-24-0		0-1-0		0-3-0		OVERALL		0-5-0		4-8-0		3-7-0							
1-1-0		0-0-0		0-0-0		HOME		0-0-0		1-1-0		0-0-0							
2-8-0		0-0-0		0-2-0		AWAY		0-0-0		2-5-0		0-1-0							
4-15-0		0-1-0		0-1-0		NEUTRAL		0-5-0		1-2-0		3-6-0							
7-24-0		0-1-0		0-3-0		NON-CONFERENCE		0-5-0		4-8-0		3-7-0							
1-1-0		0-0-0		0-0-0		HOME		0-0-0		1-1-0		0-0-0							
2-8-0		0-0-0		0-0-		AWAY		0-0-0		2-5-0		0-1-0							
4-15-0		0-1-0		0-1-0		NEUTRAL		0-5-0		1-2-0		3-6-0							
0-0-0		0-0-0		0-0-0		CONFERENCE		0-0-0		0-0-0		0-0-0							
0-0-0		0-0-0		0-0-0		HOME		0-0-0		0-0-0		0-0-0							
0-0-0		0-0-0		0-0-0		AWAY		0-0-0		0-0-0		0-0-0							
0-0-0		0-0-0		0-0-0		NEUTRAL		0-0-0		0-0-0		0-0-0							
RPI	S	Opponent		Score		RPI	S	Opponent		Score		RPI	S	Opponent		Score			
6	N	Florida St.		0 12		28	N	Hofstra		1 6		51	N	Ole Miss		5 6			
						37	A	Fla. Atlantic		1 7		51	N	Ole Miss		1 5			
						37	A	Fla. Atlantic		0 6		52	N	Marshall		1 2			
												55	N	Purdue		0 2			
												63	N	UC Riverside		0 7			

Non-Div. I Games:

Bethune-Cookman

Average RPI Win:	191	WON-LOST RECORD	WINNING PCT. RANK	LAST 10 GAMES	STRENGTH OF SCHEDULE	OPP. STRENGTH OF SCHEDULE	TEAM RPI	ADJ RPI	CONF. RPI	ADJ CONF. RPI	
DIV. I ONLY	7-12-0	.36842	189	4-6-0	192	207	213	.43936	215	27	27
DIV. I NON-CONF.	7-12-0	.36842	185	4-6-0	194	209	213	.43936	215	27	27
<hr/>											
TOTALS	RPI 1-25	RPI 26-50		W-L RECORDS	RPI 51-100		RPI 101-150		RPI 150+		
7-12-0	0-1-0	0-1-0		OVERALL	1-3-0		1-0-0		5-7-0		
0-0-0	0-0-0	0-0-0		HOME	0-0-0		0-0-0		0-0-0		
1-7-0	0-1-0	0-1-0		AWAY	0-1-0		0-0-0		1-4-0		
6-5-0	0-0-0	0-0-0		NEUTRAL	1-2-0		1-0-0		4-3-0		
7-12-0	0-1-0	0-1-0		NON-CONFERENCE	1-3-0		1-0-0		5-7-0		
0-0-0	0-0-0	0-0-0		HOME	0-0-0		0-0-0		0-0-0		
1-7-0	0-1-0	0-0-		AWAY	0-1-0		0-0-0		1-4-0		
6-5-0	0-0-0	0-0-0		NEUTRAL	1-2-0		1-0-0		4-3-0		
0-0-0	0-0-0	0-0-0		CONFERENCE	0-0-0		0-0-0		0-0-0		
0-0-0	0-0-0	0-0-0		HOME	0-0-0		0-0-0		0-0-0		
0-0-0	0-0-0	0-0-0		AWAY	0-0-0		0-0-0		0-0-0		
0-0-0	0-0-0	0-0-0		NEUTRAL	0-0-0		0-0-0		0-0-0		
<hr/>											
RPI S	Opponent	Score		RPI S	Opponent	Score		RPI S	Opponent	Score	
24 A	UCF	2	3	37 A	Fla. Atlantic	0	5	54 N	Kent St.	0	1
								74 A	Maryland	5	6
								90 N	North Florida	6	0
								90 N	North Florida	0	3
								101 N	Iowa	10	2
								156 A	Liberty	1	2
								171 N	Albany (NY)	4	12
								181 A	Georgetown	2	6
								181 A	Georgetown	5	0
								182 N	LIU Brooklyn	4	5
								190 N	Toledo	3	1
								227 A	George Mason	0	1
								227 A	George Mason	1	2
								245 N	Florida A&M	5	9
								245 N	Florida A&M	9	1
								259 N	N.C. Central	7	6
								269 N	Rider	12	7
<hr/>											
LAST 10 GAMES											
259 N	N.C. Central	7	6	190 N	Toledo	3	1				
54 N	Kent St.	0	1	227 A	George Mason	0	1				
156 A	Liberty	1	2	181 A	Georgetown	2	6				
269 N	Rider	12	7	181 A	Georgetown	5	0				
227 A	George Mason	1	2	74 A	Maryland	5	6				

Non-Div. I Games:

Princeton

Average RPI Win: 245		WON-LOST	WINNING	LAST 10	STRENGTH OF		OPP. STRENGTH	TEAM	ADJ		CONF.	ADJ CONF.
Average RPI Loss: 107		RECORD	PCT. RANK	GAMES	SCHEDULE		OF SCHEDULE	RPI	RPI		RPI	RPI
DIV. I ONLY		15-14-0	.51724	124	273		202	216	.43884		8	9
DIV. I NON-CONF.		14-6-0	.7	56	294		243	216	.43446		9	9
TOTALS		RPI 1-25	RPI 26-50		W-L RECORDS		RPI 51-100		RPI 101-150		RPI 150+	
15-14-0		0-0-0	0-1-0		OVERALL		1-10-0		0-1-0		14-2-0	
8-5-0		0-0-0	0-0-0		HOME		1-5-0		0-0-0		7-0-0	
0-5-0		0-0-0	0-1-0		AWAY		0-3-0		0-0-0		0-1-0	
7-4-0		0-0-0	0-0-0		NEUTRAL		0-2-0		0-1-0		7-1-0	
14-6-0		0-0-0	0-1-0		NON-CONFERENCE		0-2-0		0-1-0		14-2-0	
7-0-0		0-0-0	0-0-0		HOME		0-0-0		0-0-0		7-0-0	
0-2-0		0-0-0	0-0-		AWAY		0-0-0		0-0-0		0-1-0	
7-4-0		0-0-0	0-0-0		NEUTRAL		0-2-0		0-1-0		7-1-0	
1-8-0		0-0-0	0-0-0		CONFERENCE		1-8-0		0-0-0		0-0-0	
1-5-0		0-0-0	0-0-0		HOME		1-5-0		0-0-0		0-0-0	
0-3-0		0-0-0	0-0-0		AWAY		0-3-0		0-0-0		0-0-0	
0-0-0		0-0-0	0-0-0		NEUTRAL		0-0-0		0-0-0		0-0-0	
RPI S	Opponent	Score	RPI S	Opponent	Score	RPI S	Opponent	Score	RPI S	Opponent	Score	
			26 A	South Ala.	1 9	72 H	UTSA	3 7	113 N	FGCU	5 6	
						72 H	UTSA	4 11	184 N	Lamar	5 2	
						72 H	UTSA	5 4	196 N	Nicholls St.	3 2	
						76 N	McNeese St.	0 2	238 A	Southeastern La.	6 12	
						89 H	Louisiana Tech	1 3	252 H	Mississippi Val.	3 2	
						89 H	Louisiana Tech	0 3	252 H	Mississippi Val.	11 3	
						89 H	Louisiana Tech	2 4	252 H	Mississippi Val.	5 2	
						93 A	North Texas	2 4	254 N	Jackson St.	2 3	
						93 A	North Texas	0 8	254 N	Jackson St.	7 4	
						93 A	North Texas	8 12	260 N	Houston Baptist	12 3	
						97 N	Houston	1 4	272 N	Incarnate Word	2 1	
									278 N	Ark.-Pine Bluff	4 0	
									278 N	Ark.-Pine Bluff	24 1	
									281 H	Detroit	5 4	
									281 H	Detroit	7 4	
									282 H	Alcorn	12 0	
									282 H	Alcorn	8 3	
LAST 10 GAMES												
			89 H	Louisiana Tech	2 4	89 H	Louisiana Tech	0 3				
			89 H	Louisiana Tech	1 3	93 A	North Texas	8 12				
			26 A	South Ala.	1 9	282 H	Alcorn	8 3				
			93 A	North Texas	2 4	282 H	Alcorn	12 0				
			93 A	North Texas	0 8	72 H	UTSA	5 4				

Non-Div. I Games:

Southern Miss.

Average RPI Win: 129		WON-LOST RECORD		WINNING PCT. RANK		LAST 10 GAMES		STRENGTH OF SCHEDULE		OPP. STRENGTH OF SCHEDULE		TEAM RPI		ADJ RPI		CONF. RPI		ADJ CONF. RPI					
DIV. I ONLY		7-24-0		.22581 256		2-8-0		108		139		217		.43749 217		16		16					
DIV. I NON-CONF.		6-19-0		.24 248		1-3-0		77		114		200		.45276 201		14		14					
TOTALS		RPI 1-25		RPI 26-50		W-L RECORDS		RPI 51-100		RPI 101-150		RPI 150+											
7-24-0		0-1-0		1-2-0		OVERALL		1-6-0		3-9-0		2-6-0											
0-0-0		0-0-0		0-0-0		HOME		0-0-0		0-0-0		0-0-0											
1-11-0		0-1-0		0-1-0		AWAY		1-2-0		0-5-0		0-2-0											
6-13-0		0-0-0		1-1-0		NEUTRAL		0-4-0		3-4-0		2-4-0											
6-19-0		0-1-0		1-2-0		NON-CONFERENCE		1-6-0		3-6-0		1-4-0											
0-0-0		0-0-0		0-0-0		HOME		0-0-0		0-0-0		0-0-0											
1-8-0		0-1-0		0-0-		AWAY		1-2-0		0-2-0		0-2-0											
5-11-0		0-0-0		1-1-0		NEUTRAL		0-4-0		3-4-0		1-2-0											
1-5-0		0-0-0		0-0-0		CONFERENCE		0-0-0		0-3-0		1-2-0											
0-0-0		0-0-0		0-0-0		HOME		0-0-0		0-0-0		0-0-0											
0-3-0		0-0-0		0-0-0		AWAY		0-0-0		0-3-0		0-0-0											
1-2-0		0-0-0		0-0-0		NEUTRAL		0-0-0		0-0-0		1-2-0											
RPI	S	Opponent		Score		RPI	S	Opponent		Score		RPI	S	Opponent		Score		RPI	S	Opponent		Score	
4	A	Auburn		0 12		26	A	South Ala.		2 10		61	A	Troy		1 3		105	A	Drake		5 6	
						40	N	Chattanooga		3 5		75	N	Lipscomb		2 7		105	A	Drake		0 8	
						44	N	UAB		7 6		81	N	Kennesaw St.		8 10		105	A	Drake		2 5	
												81	N	Kennesaw St.		4 7		110	N	Appalachian St.		4 5	
												81	N	Kennesaw St.		0 6		120	N	Northern Ill.		9 1	
												87	A	Mercer		1 7		121	N	Butler		1 3	
												87	A	Mercer		6 4		132	N	UConn		3 6	
																		132	N	UConn		5 2	
																		132	N	UConn		5 10	
																		145	A	Oklahoma St.		2 8	
																		145	A	Oklahoma St.		7 18	
																		145	N	Oklahoma St.		8 5	
																		157	A	UT Martin		11 14	
																		157	A	UT Martin		1 5	
																		160	N	UMKC		3 2	
																		213	N	Loyola Chicago		1 10	
																		213	N	Loyola Chicago		5 16	
																		213	N	Loyola Chicago		3 2	
																		225	N	George Washington		6 8	
																		232	N	Buffalo		13 14	
LAST 10 GAMES						LAST 10 GAMES						LAST 10 GAMES						LAST 10 GAMES					
						105	A	Drake		5 6		105	A	Drake		0 8							
						105	A	Drake		2 5		213	N	Loyola Chicago		1 10							
						157	A	UT Martin		11 14		213	N	Loyola Chicago		5 16							
						157	A	UT Martin		1 5		132	N	UConn		5 2							
						213	N	Loyola Chicago		3 2		145	A	Oklahoma St.		2 8							

Non-Div. I Games:

Evansville

Average RPI Win: 215		WON-LOST RECORD		WINNING PCT. RANK		LAST 10 GAMES		STRENGTH OF SCHEDULE		OPP. STRENGTH OF SCHEDULE		TEAM RPI		ADJ RPI		CONF. RPI		ADJ CONF. RPI	
Average RPI Loss: 114																			
DIV. I ONLY		8-21-0		.27586 235		4-6-0		126		242		219		.43741 218		22		22	
DIV. I NON-CONF.		8-18-0		.30769 219		4-3-0		155		242		218		.43648 216		21		20	
TOTALS		RPI 1-25		RPI 26-50		W-L RECORDS		RPI 51-100		RPI 101-150		RPI 150+							
8-21-0		0-0-0		0-0-0		OVERALL		0-12-0		1-5-0		7-4-0							
0-0-0		0-0-0		0-0-0		HOME		0-0-0		0-0-0		0-0-0							
2-9-0		0-0-0		0-0-0		AWAY		0-6-0		0-3-0		2-0-0							
6-12-0		0-0-0		0-0-0		NEUTRAL		0-6-0		1-2-0		5-4-0							
8-18-0		0-0-0		0-0-0		NON-CONFERENCE		0-9-0		1-5-0		7-4-0							
0-0-0		0-0-0		0-0-0		HOME		0-0-0		0-0-0		0-0-0							
2-6-0		0-0-0		0-0-		AWAY		0-3-0		0-3-0		2-0-0							
6-12-0		0-0-0		0-0-0		NEUTRAL		0-6-0		1-2-0		5-4-0							
0-3-0		0-0-0		0-0-0		CONFERENCE		0-3-0		0-0-0		0-0-0							
0-0-0		0-0-0		0-0-0		HOME		0-0-0		0-0-0		0-0-0							
0-3-0		0-0-0		0-0-0		AWAY		0-3-0		0-0-0		0-0-0							
0-0-0		0-0-0		0-0-0		NEUTRAL		0-0-0		0-0-0		0-0-0							
RPI	S	Opponent		Score	RPI	S	Opponent		Score	RPI	S	Opponent		Score					
							53 A	New Mexico St.	4 9	109 N			FIU	2 15					
							53 A	New Mexico St.	5 15	119 A			San Diego	1 12					
							53 A	New Mexico St.	13 19	138 A			Miami (OH)	2 4					
							79 A	Weber St.	4 5	138 A			Miami (OH)	4 5					
							79 A	Weber St.	0 10	138 N			Miami (OH)	7 9					
							79 A	Weber St.	1 9	149 N			Western Ill.	5 3					
							91 N	Dayton	0 9	185 N			UMass Lowell	3 6					
							92 N	Tulsa	0 9	192 N			Robert Morris	2 9					
							92 N	Tulsa	3 18	192 N			Robert Morris	17 3					
							95 N	UC Davis	1 10	195 A			Eastern Mich.	6 5					
							98 N	Grand Canyon	0 8	195 A			Eastern Mich.	5 4					
							99 N	Iowa St.	2 3	195 N			Eastern Mich.	14 11					
										205 N			Ill.-Chicago	1 4					
										213 N			Loyola Chicago	3 8					
										230 N			Oakland	6 5					
										281 N			Detroit	8 3					
										286 N			Siena	6 3					
LAST 10 GAMES																			
							79 A	Weber St.	0 10	79 A			Weber St.	1 9					
							79 A	Weber St.	4 5	138 A			Miami (OH)	2 4					
							195 A	Eastern Mich.	5 4	91 N			Dayton	0 9					
							195 A	Eastern Mich.	6 5	230 N			Oakland	6 5					
							138 A	Miami (OH)	4 5	192 N			Robert Morris	17 3					

Non-Div. I Games:

North Dakota

Average RPI Win:		224	WON-LOST RECORD		WINNING PCT. RANK		LAST 10 GAMES		STRENGTH OF SCHEDULE		OPP. STRENGTH OF SCHEDULE		TEAM RPI		ADJ RPI		CONF. RPI		ADJ CONF. RPI		
DIV. I ONLY			6-18-0		.25 246		6-4-0		110		215		218		.43507 219		29		29		
DIV. I NON-CONF.			4-17-0		.19048 265		4-3-0		124		197		234		.416 235		29		29		
TOTALS		RPI 1-25		RPI 26-50		W-L RECORDS		RPI 51-100		RPI 101-150		RPI 150+									
6-18-0		0-3-0		0-1-0		OVERALL		0-3-0		0-5-0		6-6-0									
4-1-0		0-0-0		0-0-0		HOME		0-0-0		0-0-0		4-1-0									
0-5-0		0-3-0		0-0-0		AWAY		0-0-0		0-1-0		0-1-0									
2-12-0		0-0-0		0-1-0		NEUTRAL		0-3-0		0-4-0		2-4-0									
4-17-0		0-3-0		0-1-0		NON-CONFERENCE		0-3-0		0-5-0		4-5-0									
2-0-0		0-0-0		0-0-0		HOME		0-0-0		0-0-0		2-0-0									
0-5-0		0-3-0		0-0-		AWAY		0-0-0		0-1-0		0-1-0									
2-12-0		0-0-0		0-1-0		NEUTRAL		0-3-0		0-4-0		2-4-0									
2-1-0		0-0-0		0-0-0		CONFERENCE		0-0-0		0-0-0		2-1-0									
2-1-0		0-0-0		0-0-0		HOME		0-0-0		0-0-0		2-1-0									
0-0-0		0-0-0		0-0-0		AWAY		0-0-0		0-0-0		0-0-0									
0-0-0		0-0-0		0-0-0		NEUTRAL		0-0-0		0-0-0		0-0-0									
RPI	S	Opponent		Score		RPI	S	Opponent		Score		RPI	S	Opponent		Score					
9	A	Arizona		1	22	49	N	North Dakota St.		0	5	59	N	San Jose St.		2	13				
19	A	Georgia		0	9							65	N	Jacksonville St.		0	7				
19	A	Georgia		1	8							65	N	Jacksonville St.		1	3				
												103	N	Murray St.		3	12				
												103	N	Murray St.		0	3				
												105	N	Drake		0	2				
												140	A	Charleston So.		2	6				
												141	N	Eastern Ky.		3	12				
												161	H	Cleveland St.		2	6				
												161	H	Cleveland St.		5	1				
												161	H	Cleveland St.		4	3				
												165	A	Indiana		2	7				
												178	N	Loyola Marymount		1	12				
												213	N	Loyola Chicago		3	4				
												228	N	Bowling Green		3	5				
												237	H	Ohio		7	2				
												237	H	Ohio		20	3				
												251	N	Belmont		7	8				
												271	N	Iona		6	2				
												277	N	IPFW		16	4				
LAST 10 GAMES																					
161 H Cleveland St.						2	6	161 H Cleveland St.						4	3						
161 H Cleveland St.						5	1	228 N Bowling Green						3	5						
237 H Ohio						20	3	277 N IPFW						16	4						
237 H Ohio						7	2	165 A Indiana						2	7						
49 N North Dakota St.						0	5	271 N Iona						6	2						

Non-Div. I Games:

Wright St.

Average RPI Win:	196	WON-LOST	WINNING	LAST 10	STRENGTH OF	OPP. STRENGTH	TEAM	ADJ	CONF.	ADJ CONF.	
Average RPI Loss:	141	RECORD	PCT. RANK	GAMES	SCHEDULE	OF SCHEDULE	RPI	RPI	RPI	RPI	
DIV. I ONLY	3-7-0	.3	225	3-7-0	156	239	223	.43259	220	27	27
DIV. I NON-CONF.	3-7-0	.3	223	3-7-0	159	236	222	.43259	220	27	27
<hr/>											
TOTALS	RPI 1-25	RPI 26-50		W-L RECORDS	RPI 51-100		RPI 101-150		RPI 150+		
3-7-0	0-0-0	0-1-0		OVERALL	0-0-0		0-2-0		3-4-0		
0-0-0	0-0-0	0-0-0		HOME	0-0-0		0-0-0		0-0-0		
1-2-0	0-0-0	0-1-0		AWAY	0-0-0		0-0-0		1-1-0		
2-5-0	0-0-0	0-0-0		NEUTRAL	0-0-0		0-2-0		2-3-0		
3-7-0	0-0-0	0-1-0		NON-CONFERENCE	0-0-0		0-2-0		3-4-0		
0-0-0	0-0-0	0-0-0		HOME	0-0-0		0-0-0		0-0-0		
1-2-0	0-0-0	0-0-		AWAY	0-0-0		0-0-0		1-1-0		
2-5-0	0-0-0	0-0-0		NEUTRAL	0-0-0		0-2-0		2-3-0		
0-0-0	0-0-0	0-0-0		CONFERENCE	0-0-0		0-0-0		0-0-0		
0-0-0	0-0-0	0-0-0		HOME	0-0-0		0-0-0		0-0-0		
0-0-0	0-0-0	0-0-0		AWAY	0-0-0		0-0-0		0-0-0		
0-0-0	0-0-0	0-0-0		NEUTRAL	0-0-0		0-0-0		0-0-0		
RPI	S	Opponent	Score	RPI	S	Opponent	Score	RPI	S	Opponent	Score
				50	A	South Fla.	1 6				
								120	N	Northern Ill.	0 2
								134	N	Syracuse	1 5
								151	N	Maine	0 8
								154	A	Central Conn. St.	0 8
								154	A	Central Conn. St.	5 4
								158	N	Central Mich.	0 2
								190	N	Toledo	8 6
								221	N	Green Bay	1 3
								245	N	Florida A&M	5 4
				LAST 10 GAMES							
				154	A	Central Conn. St.	0 8	154	A	Central Conn. St.	5 4
				221	N	Green Bay	1 3	245	N	Florida A&M	5 4
				190	N	Toledo	8 6	134	N	Syracuse	1 5
				158	N	Central Mich.	0 2	50	A	South Fla.	1 6
				120	N	Northern Ill.	0 2	151	N	Maine	0 8

Non-Div. I Games:

Yale

Average RPI Win:	233	WON-LOST RECORD	WINNING PCT. RANK	LAST 10 GAMES	STRENGTH OF SCHEDULE	OPP. STRENGTH OF SCHEDULE	TEAM RPI	ADJ RPI	CONF. RPI	ADJ CONF. RPI		
DIV. I ONLY		8-12-0	.4	177	5-5-0	240	250	224	.43233	221	29	29
DIV. I NON-CONF.		6-11-0	.35294	189	3-4-0	205	229	219	.43452	217	29	29
<hr/>												
TOTALS	RPI 1-25	RPI 26-50		W-L RECORDS		RPI 51-100		RPI 101-150		RPI 150+		
8-12-0	0-0-0	0-2-0		OVERALL		0-1-0		0-4-0		8-5-0		
0-0-0	0-0-0	0-0-0		HOME		0-0-0		0-0-0		0-0-0		
3-2-0	0-0-0	0-0-0		AWAY		0-0-0		0-0-0		3-2-0		
5-10-0	0-0-0	0-2-0		NEUTRAL		0-1-0		0-4-0		5-3-0		
<hr/>												
6-11-0	0-0-0	0-2-0		NON-CONFERENCE		0-1-0		0-4-0		6-4-0		
0-0-0	0-0-0	0-0-0		HOME		0-0-0		0-0-0		0-0-0		
1-1-0	0-0-0	0-0-		AWAY		0-0-0		0-0-0		1-1-0		
5-10-0	0-0-0	0-2-0		NEUTRAL		0-1-0		0-4-0		5-3-0		
<hr/>												
2-1-0	0-0-0	0-0-0		CONFERENCE		0-0-0		0-0-0		2-1-0		
0-0-0	0-0-0	0-0-0		HOME		0-0-0		0-0-0		0-0-0		
2-1-0	0-0-0	0-0-0		AWAY		0-0-0		0-0-0		2-1-0		
0-0-0	0-0-0	0-0-0		NEUTRAL		0-0-0		0-0-0		0-0-0		
<hr/>												
RPI S	Opponent	Score	RPI S	Opponent	Score	RPI S	Opponent	Score	RPI S	Opponent	Score	
			49 N	North Dakota St.	0 8	64 N	Lehigh	2 3	101 N	Iowa	0 6	
			50 N	South Fla.	0 11				124 N	Rutgers	5 11	
									149 N	Western Ill.	0 1	
									149 N	Western Ill.	3 13	
									152 N	Saint Joseph's	3 7	
									163 A	UNI	11 15	
									163 A	UNI	1 0	
									171 N	Albany (NY)	2 3	
									171 N	Albany (NY)	1 2	
									197 N	Western Mich.	8 0	
									203 N	Southern Utah	5 3	
									220 N	Yale	3 1	
									255 A	Valparaiso	2 10	
									255 A	Valparaiso	7 2	
									255 A	Valparaiso	12 7	
									285 N	Saint Peter's	8 4	
									285 N	Saint Peter's	3 0	
<hr/>												
			LAST 10 GAMES									
			255 A	Valparaiso	12 7	255 A	Valparaiso	2 10				
			255 A	Valparaiso	7 2	285 N	Saint Peter's	3 0				
			171 N	Albany (NY)	1 2	152 N	Saint Joseph's	3 7				
			285 N	Saint Peter's	8 4	220 N	Yale	3 1				
			171 N	Albany (NY)	2 3	50 N	South Fla.	0 11				

Non-Div. I Games:

Green Bay

Average RPI Win: 198		WON-LOST	WINNING	LAST 10	STRENGTH OF		OPP. STRENGTH	TEAM	ADJ	CONF.	ADJ CONF.
Average RPI Loss: 98		RECORD	PCT. RANK	GAMES	SCHEDULE		OF SCHEDULE	RPI	RPI	RPI	RPI
DIV. I ONLY		8-25-0	.24242	253	0-10-0		142	108	222	.43221	222
DIV. I NON-CONF.		8-22-0	.26667	237	0-7-0		171	119	224	.43107	224
TOTALS		RPI 1-25	RPI 26-50		W-L RECORDS		RPI 51-100		RPI 101-150		RPI 150+
8-25-0		0-4-0	0-3-0		OVERALL		2-9-0		1-4-0		5-5-0
1-3-0		0-0-0	0-0-0		HOME		0-2-0		0-0-0		1-1-0
1-9-0		0-1-0	0-2-0		AWAY		1-4-0		0-2-0		0-0-0
6-13-0		0-3-0	0-1-0		NEUTRAL		1-3-0		1-2-0		4-4-0
8-22-0		0-4-0	0-3-0		NON-CONFERENCE		2-6-0		1-4-0		5-5-0
1-3-0		0-0-0	0-0-0		HOME		0-2-0		0-0-0		1-1-0
1-6-0		0-1-0	0-0-		AWAY		1-1-0		0-2-0		0-0-0
6-13-0		0-3-0	0-1-0		NEUTRAL		1-3-0		1-2-0		4-4-0
0-3-0		0-0-0	0-0-0		CONFERENCE		0-3-0		0-0-0		0-0-0
0-0-0		0-0-0	0-0-0		HOME		0-0-0		0-0-0		0-0-0
0-3-0		0-0-0	0-0-0		AWAY		0-3-0		0-0-0		0-0-0
0-0-0		0-0-0	0-0-0		NEUTRAL		0-0-0		0-0-0		0-0-0
RPI S	Opponent	Score	RPI S	Opponent	Score	RPI S	Opponent	Score	RPI S	Opponent	Score
12 N	UCLA	0 6	47 A	Cal St. Fullerton	0 2	53 N	New Mexico St.	3 4	137 N	Wichita St.	2 4
13 A	Arizona St.	3 4	47 A	Cal St. Fullerton	0 3	59 A	San Jose St.	0 8	140 N	Charleston So.	1 2
16 N	Minnesota	4 8	47 N	Cal St. Fullerton	4 15	59 A	San Jose St.	1 9	142 A	Bakersfield	1 9
16 N	Minnesota	3 8				59 A	San Jose St.	0 9	142 A	Bakersfield	1 4
						62 N	Nebraska	3 11	147 N	Indiana St.	7 6
						68 N	Long Beach St.	2 3	204 H	St. Mary's (CA)	1 7
						79 H	Weber St.	10 19	206 N	Seton Hall	10 13
						79 H	Weber St.	7 10	207 N	DePaul	5 6
						79 N	Weber St.	9 8	224 N	Seattle	3 4
						93 A	North Texas	10 3	224 N	Seattle	9 5
						93 A	North Texas	4 14	229 H	Montana	4 3
									247 N	Portland St.	9 3
									247 N	Portland St.	6 10
									284 N	Texas Southern	9 1
									284 N	Texas Southern	6 1
LAST 10 GAMES											
			59 A	San Jose St.	0 8	59 A	San Jose St.	0 9			
			59 A	San Jose St.	1 9	207 N	DePaul	5 6			
			142 A	Bakersfield	1 4	62 N	Nebraska	3 11			
			142 A	Bakersfield	1 9	47 A	Cal St. Fullerton	0 3			
			140 N	Charleston So.	1 2	79 H	Weber St.	10 19			

Non-Div. I Games:

Boise St.

Average RPI Win: 206		WON-LOST	WINNING	LAST 10	STRENGTH OF		OPP. STRENGTH	TEAM	ADJ		CONF.	ADJ CONF.			
Average RPI Loss: 129		RECORD	PCT. RANK	GAMES	SCHEDULE		OF SCHEDULE	RPI	RPI		RPI	RPI			
DIV. I ONLY		7-12-0	.36842	189	4-6-0		225	177	221	.43198	223	27	27		
DIV. I NON-CONF.		7-12-0	.36842	185	4-6-0		227	183	221	.43198	222	27	27		
<hr/>															
TOTALS		RPI 1-25		RPI 26-50		W-L RECORDS		RPI 51-100		RPI 101-150		RPI 150+			
7-12-0		0-0-0		0-1-0		OVERALL		0-5-0		1-1-0		6-5-0			
0-0-0		0-0-0		0-0-0		HOME		0-0-0		0-0-0		0-0-0			
1-2-0		0-0-0		0-0-0		AWAY		0-1-0		0-1-0		1-0-0			
6-10-0		0-0-0		0-1-0		NEUTRAL		0-4-0		1-0-0		5-5-0			
<hr/>															
7-12-0		0-0-0		0-1-0		NON-CONFERENCE		0-5-0		1-1-0		6-5-0			
0-0-0		0-0-0		0-0-0		HOME		0-0-0		0-0-0		0-0-0			
1-2-0		0-0-0		0-0-		AWAY		0-1-0		0-1-0		1-0-0			
6-10-0		0-0-0		0-1-0		NEUTRAL		0-4-0		1-0-0		5-5-0			
<hr/>															
0-0-0		0-0-0		0-0-0		CONFERENCE		0-0-0		0-0-0		0-0-0			
0-0-0		0-0-0		0-0-0		HOME		0-0-0		0-0-0		0-0-0			
0-0-0		0-0-0		0-0-0		AWAY		0-0-0		0-0-0		0-0-0			
0-0-0		0-0-0		0-0-0		NEUTRAL		0-0-0		0-0-0		0-0-0			
<hr/>															
RPI	S	Opponent	Score	RPI	S	Opponent	Score	RPI	S	Opponent	Score	RPI	S	Opponent	Score
				44	N	UAB	6 12	53	N	New Mexico St.	2 7	119	A	San Diego	0 1
								59	N	San Jose St.	0 3	137	N	Wichita St.	8 0
								60	A	USC Upstate	0 3	178	A	Loyola Marymount	5 3
								71	N	Texas St.	2 9	191	N	Utah St.	0 1
								79	N	Weber St.	2 3	192	N	Robert Morris	1 2
												202	N	Villanova	8 3
												209	N	Santa Clara	0 3
												214	N	Bethune-Cookman	7 4
												214	N	Bethune-Cookman	2 1
												232	N	Buffalo	7 10
												236	N	Fairleigh Dickinson	7 3
												236	N	Fairleigh Dickinson	0 3
												264	N	Coppin St.	8 0
<hr/>															
LAST 10 GAMES															
				214	N	Bethune-Cookman	7 4	119	A	San Diego	0 1				
				236	N	Fairleigh Dickinson	7 3	178	A	Loyola Marymount	5 3				
				236	N	Fairleigh Dickinson	0 3	191	N	Utah St.	0 1				
				214	N	Bethune-Cookman	2 1	209	N	Santa Clara	0 3				
				232	N	Buffalo	7 10	59	N	San Jose St.	0 3				

Non-Div. I Games:

Harvard

Average RPI Win: 191		WON-LOST RECORD		WINNING PCT. RANK		LAST 10 GAMES		STRENGTH OF SCHEDULE		OPP. STRENGTH OF SCHEDULE		TEAM RPI		ADJ RPI		CONF. RPI		ADJ CONF. RPI	
DIV. I ONLY		8-21-0		.27586 235		1-7-0		153		168		220		.43143 224		14		14	
DIV. I NON-CONF.		8-21-0		.27586 233		1-7-0		156		172		220		.43143 223		15		15	
TOTALS		RPI 1-25		RPI 26-50		W-L RECORDS		RPI 51-100		RPI 101-150		RPI 150+							
8-21-0		0-1-0		0-1-0		OVERALL		0-9-0		2-4-0		6-6-0							
1-4-0		0-0-0		0-0-0		HOME		0-1-0		1-3-0		0-0-0							
1-4-0		0-1-0		0-0-0		AWAY		0-1-0		0-0-0		1-2-0							
6-13-0		0-0-0		0-1-0		NEUTRAL		0-7-0		1-1-0		5-4-0							
8-21-0		0-1-0		0-1-0		NON-CONFERENCE		0-9-0		2-4-0		6-6-0							
1-4-0		0-0-0		0-0-0		HOME		0-1-0		1-3-0		0-0-0							
1-4-0		0-1-0		0-0-		AWAY		0-1-0		0-0-0		1-2-0							
6-13-0		0-0-0		0-1-0		NEUTRAL		0-7-0		1-1-0		5-4-0							
0-0-0		0-0-0		0-0-0		CONFERENCE		0-0-0		0-0-0		0-0-0							
0-0-0		0-0-0		0-0-0		HOME		0-0-0		0-0-0		0-0-0							
0-0-0		0-0-0		0-0-0		AWAY		0-0-0		0-0-0		0-0-0							
0-0-0		0-0-0		0-0-0		NEUTRAL		0-0-0		0-0-0		0-0-0							
RPI	S	Opponent		Score		RPI	S	Opponent		Score		RPI	S	Opponent		Score			
21	A	Washington		1	17	31	N	Utah		1	3	57	H	CSUN		0	8		
												59	N	San Jose St.		6	14		
												59	N	San Jose St.		5	7		
												63	N	UC Riverside		1	5		
												63	N	UC Riverside		1	3		
												68	A	Long Beach St.		7	11		
												79	N	Weber St.		0	3		
												82	N	Hawaii		0	8		
												94	N	Idaho St.		6	12		
												129	H	Texas Tech		4	8		
												138	H	Miami (OH)		4	1		
												138	H	Miami (OH)		5	8		
												138	H	Miami (OH)		2	4		
												144	N	New Mexico		8	2		
												144	N	New Mexico		3	4		
												178	A	Loyola Marymount		2	5		
												186	N	Nevada		8	7		
												197	N	Western Mich.		12	4		
												199	N	Bradley		11	3		
												203	N	Southern Utah		0	3		
												209	A	Santa Clara		6	4		
												209	A	Santa Clara		4	5		
												214	N	Bethune-Cookman		3	8		
												222	N	Boise St.		4	3		
												222	N	Boise St.		5	9		
												236	N	Fairleigh Dickinson		6	1		
												247	N	Portland St.		5	9		
LAST 10 GAMES																			
						214	N	Bethune-Cookman		3	8	63	N	UC Riverside		1	5		
						178	A	Loyola Marymount		2	5	138	H	Miami (OH)		2	4		
						236	N	Fairleigh Dickinson		6	1	57	H	CSUN		0	8		
						129	H	Texas Tech		4	8	21	A	Washington		1	17		
						138	H	Miami (OH)		5	8	138	H	Miami (OH)		4	1		

Non-Div. I Games: Notre Dame de Namur 8 0 Notre Dame de Namur 6 1

Seattle

Average RPI Win:		265	WON-LOST RECORD		WINNING PCT. RANK		LAST 10 GAMES		STRENGTH OF SCHEDULE		OPP. STRENGTH OF SCHEDULE		TEAM RPI		ADJ RPI		CONF. RPI		ADJ CONF. RPI	
Average RPI Loss:		79																		
DIV. I ONLY			13-10-0		.56522 100		8-2-0		288		151		228		.43059 225		21		21	
DIV. I NON-CONF.			13-8-0		.61905 83		8-0-0		285		204		206		.44895 205		22		22	
TOTALS		RPI 1-25		RPI 26-50		W-L RECORDS		RPI 51-100		RPI 101-150		RPI 150+								
13-10-0		0-1-0		0-2-0		OVERALL		0-4-0		0-3-0		13-0-0								
4-2-0		0-0-0		0-0-0		HOME		0-2-0		0-0-0		4-0-0								
2-3-0		0-1-0		0-0-0		AWAY		0-0-0		0-2-0		2-0-0								
7-5-0		0-0-0		0-2-0		NEUTRAL		0-2-0		0-1-0		7-0-0								
13-8-0		0-1-0		0-2-0		NON-CONFERENCE		0-2-0		0-3-0		13-0-0								
4-0-0		0-0-0		0-0-0		HOME		0-0-0		0-0-0		4-0-0								
2-3-0		0-1-0		0-0-		AWAY		0-0-0		0-2-0		2-0-0								
7-5-0		0-0-0		0-2-0		NEUTRAL		0-2-0		0-1-0		7-0-0								
0-2-0		0-0-0		0-0-0		CONFERENCE		0-2-0		0-0-0		0-0-0								
0-2-0		0-0-0		0-0-0		HOME		0-2-0		0-0-0		0-0-0								
0-0-0		0-0-0		0-0-0		AWAY		0-0-0		0-0-0		0-0-0								
0-0-0		0-0-0		0-0-0		NEUTRAL		0-0-0		0-0-0		0-0-0								
RPI	S	Opponent		Score		RPI	S	Opponent		Score		RPI	S	Opponent		Score				
4	A	Auburn		0 8		40	N	Chattanooga		2 4		66	N	Arkansas		6 7				
						44	N	UAB		0 5		78	N	Elon		2 7				
												96	H	La Salle		1 10				
												96	H	La Salle		1 3				
												123	A	UNC Greensboro		4 5				
												123	A	UNC Greensboro		3 5				
												123	N	UNC Greensboro		13 15				
												217	N	Evansville		8 6				
												239	N	Virginia		16 9				
												243	N	Marist		8 0				
												262	H	Howard		9 3				
												265	H	Delaware St.		5 0				
												265	H	Delaware St.		2 1				
												265	H	Delaware St.		4 3				
												271	N	Iona		13 2				
												273	N	Lafayette		6 1				
												273	N	Lafayette		5 4				
												283	N	Morgan St.		8 2				
												295	A	Norfolk St.		5 0				
												295	A	Norfolk St.		7 6				
LAST 10 GAMES																				
						96	H	La Salle		1 10		96	H	La Salle		1 3				
						262	H	Howard		9 3		295	A	Norfolk St.		5 0				
						273	N	Lafayette		6 1		265	H	Delaware St.		2 1				
						273	N	Lafayette		5 4		265	H	Delaware St.		5 0				
						295	A	Norfolk St.		7 6		265	H	Delaware St.		4 3				

Non-Div. I Games:

George Washington

Average RPI Win: 181		WON-LOST RECORD	WINNING PCT. RANK		LAST 10 GAMES	STRENGTH OF SCHEDULE	OPP. STRENGTH OF SCHEDULE	TEAM RPI	ADJ RPI	CONF. RPI	ADJ CONF. RPI						
Average RPI Loss: 127																	
DIV. I ONLY		3-11-0	.21429	259	1-9-0	92	245	225	.43021	226	30	30					
DIV. I NON-CONF.		2-10-0	.16667	270	1-8-0	18	240	197	.45318	199	30	30					
<hr/>																	
TOTALS		RPI 1-25		RPI 26-50		W-L RECORDS		RPI 51-100		RPI 101-150		RPI 150+					
3-11-0		0-1-0		0-1-0		OVERALL		0-2-0		1-4-0		2-3-0					
0-0-0		0-0-0		0-0-0		HOME		0-0-0		0-0-0		0-0-0					
2-6-0		0-0-0		0-0-0		AWAY		0-2-0		1-2-0		1-0-0					
1-5-0		0-0-0		0-1-0		NEUTRAL		0-0-0		0-1-0		1-3-0					
2-10-0		0-1-0		0-1-0		NON-CONFERENCE		0-2-0		1-4-0		1-2-0					
0-0-0		0-0-0		0-0-0		HOME		0-0-0		0-0-0		0-0-0					
2-6-0		0-1-0		0-0-		AWAY		0-2-0		1-3-0		1-0-0					
0-4-0		0-0-0		0-1-0		NEUTRAL		0-0-0		0-1-0		0-2-0					
1-1-0		0-0-0		0-0-0		CONFERENCE		0-0-0		0-0-0		1-1-0					
0-0-0		0-0-0		0-0-0		HOME		0-0-0		0-0-0		0-0-0					
0-0-0		0-0-0		0-0-0		AWAY		0-0-0		0-0-0		0-0-0					
1-1-0		0-0-0		0-0-0		NEUTRAL		0-0-0		0-0-0		1-1-0					
RPI	S	Opponent		Score		RPI	S	Opponent		Score		RPI	S	Opponent		Score	
24	A	UCF		3	8	35	N	James Madison		0	8	90	A	North Florida		3	4
												90	A	North Florida		1	9
												114	A	Jacksonville		1	4
												114	A	Jacksonville		2	7
												116	A	Stetson		2	10
												116	A	Stetson		4	1
												121	N	Butler		5	7
												170	A	Campbell		13	4
												205	N	Ill.-Chicago		3	4
												233	N	Morehead St.		2	6
												258	N	Fairfield		3	2
												258	N	Fairfield		4	9
<hr/>																	
LAST 10 GAMES																	
90	A	North Florida		1	9	90	A	North Florida		3	4	205	N	Ill.-Chicago		3	4
114	A	Jacksonville		2	7	205	N	Ill.-Chicago		3	4	35	N	James Madison		0	8
114	A	Jacksonville		1	4	35	N	James Madison		0	8	258	N	Fairfield		4	9
116	A	Stetson		4	1	258	N	Fairfield		4	9	24	A	UCF		3	8
116	A	Stetson		2	10	24	A	UCF		3	8						

Non-Div. I Games:

Monmouth

Average RPI Win:		224	WON-LOST RECORD		WINNING PCT. RANK		LAST 10 GAMES		STRENGTH OF SCHEDULE		OPP. STRENGTH OF SCHEDULE		TEAM RPI		ADJ RPI		CONF. RPI		ADJ CONF. RPI					
DIV. I ONLY			6-14-0		.3		225		5-5-0		180		191		227		.42961		227		21		21	
DIV. I NON-CONF.			4-13-0		.23529		250		3-4-0		122		151		223		.43258		221		22		22	
TOTALS		RPI 1-25		RPI 26-50		W-L RECORDS		RPI 51-100		RPI 101-150		RPI 150+												
6-14-0		0-2-0		0-0-0		OVERALL		0-5-0		0-1-0		6-6-0												
6-3-0		0-0-0		0-0-0		HOME		0-0-0		0-0-0		6-3-0												
0-6-0		0-2-0		0-0-0		AWAY		0-2-0		0-0-0		0-2-0												
0-5-0		0-0-0		0-0-0		NEUTRAL		0-3-0		0-1-0		0-1-0												
4-13-0		0-2-0		0-0-0		NON-CONFERENCE		0-5-0		0-1-0		4-5-0												
4-2-0		0-0-0		0-0-0		HOME		0-0-0		0-0-0		4-2-0												
0-6-0		0-2-0		0-0-		AWAY		0-2-0		0-0-0		0-2-0												
0-5-0		0-0-0		0-0-0		NEUTRAL		0-3-0		0-1-0		0-1-0												
2-1-0		0-0-0		0-0-0		CONFERENCE		0-0-0		0-0-0		2-1-0												
2-1-0		0-0-0		0-0-0		HOME		0-0-0		0-0-0		2-1-0												
0-0-0		0-0-0		0-0-0		AWAY		0-0-0		0-0-0		0-0-0												
0-0-0		0-0-0		0-0-0		NEUTRAL		0-0-0		0-0-0		0-0-0												
RPI	S	Opponent		Score		RPI	S	Opponent		Score		RPI	S	Opponent		Score								
24	A	UCF		1	10							106	N	Furman		2	13							
24	A	UCF		0	7							60	A	USC Upstate		20	21							
												84	N	Boston College		1	9							
												84	N	Boston College		5	9							
												84	N	Boston College		1	5							
												106	N	Furman		2	13							
												153	A	Akron		2	3							
												153	H	Akron		3	6							
												181	A	Georgetown		2	6							
												181	H	Georgetown		4	1							
												200	N	Radford		4	12							
												215	H	Princeton		1	0							
												215	H	Princeton		2	1							
												239	H	Virginia		9	10							
												239	H	Virginia		8	7							
												246	H	Massachusetts		5	0							
												246	H	Massachusetts		7	1							
												246	H	Massachusetts		2	9							
LAST 10 GAMES						LAST 10 GAMES						LAST 10 GAMES												
						246	H	Massachusetts		5	0	246	H	Massachusetts		2	9							
						246	H	Massachusetts		7	1	181	A	Georgetown		2	6							
						215	H	Princeton		2	1	153	H	Akron		3	6							
						215	H	Princeton		1	0	181	H	Georgetown		4	1							
						153	A	Akron		2	3	239	H	Virginia		9	10							

Non-Div. I Games:

George Mason

Average RPI Win:	221	WON-LOST RECORD	WINNING PCT. RANK	LAST 10 GAMES		STRENGTH OF SCHEDULE	OPP. STRENGTH OF SCHEDULE	TEAM RPI	ADJ RPI	CONF. RPI	ADJ CONF. RPI
DIV. I ONLY		7-13-0	.35 198	2-8-0		212	211	226	.42927	228	19 19
DIV. I NON-CONF.		7-13-0	.35 191	2-8-0		217	213	225	.42927	225	18 18
<hr/>											
TOTALS	RPI 1-25		RPI 26-50	W-L RECORDS		RPI 51-100		RPI 101-150		RPI 150+	
7-13-0	0-1-0		0-2-0	OVERALL		0-1-0		0-1-0		7-8-0	
0-1-0	0-0-0		0-0-0	HOME		0-0-0		0-0-0		0-1-0	
0-4-0	0-1-0		0-0-0	AWAY		0-0-0		0-0-0		0-2-0	
7-8-0	0-0-0		0-2-0	NEUTRAL		0-1-0		0-0-0		7-5-0	
7-13-0	0-1-0		0-2-0	NON-CONFERENCE		0-1-0		0-1-0		7-8-0	
0-1-0	0-0-0		0-0-0	HOME		0-0-0		0-0-0		0-1-0	
0-4-0	0-1-0		0-0-	AWAY		0-0-0		0-1-0		0-2-0	
7-8-0	0-0-0		0-2-0	NEUTRAL		0-1-0		0-0-0		7-5-0	
0-0-0	0-0-0		0-0-0	CONFERENCE		0-0-0		0-0-0		0-0-0	
0-0-0	0-0-0		0-0-0	HOME		0-0-0		0-0-0		0-0-0	
0-0-0	0-0-0		0-0-0	AWAY		0-0-0		0-0-0		0-0-0	
0-0-0	0-0-0		0-0-0	NEUTRAL		0-0-0		0-0-0		0-0-0	
<hr/>											
RPI S	Opponent	Score	RPI S	Opponent	Score	RPI S	Opponent	Score	RPI S	Opponent	Score
3 A	Michigan	1 8	36 N	SIUE	0 3	70 N	Pittsburgh	0 9	108 A	Col. of Charleston	2 7
			49 N	North Dakota St.	0 3				151 H	Maine	1 6
									158 N	Penn	5 6
									158 N	Penn	2 1
									165 A	Indiana	2 5
									165 A	Indiana	2 3
									168 N	Winthrop	6 1
									188 N	Bucknell	4 8
									192 N	Robert Morris	3 2
									202 N	Villanova	0 5
									206 N	Seton Hall	4 13
									219 N	Wright St.	5 3
									244 N	Canisius	16 1
									246 N	Massachusetts	6 7
									277 N	IPFW	12 4
									288 N	Niagara	9 1
<hr/>											
LAST 10 GAMES											
219 N	Wright St.	5 3	3 A	Michigan	1 8	158 N	Penn	5 6	49 N	North Dakota St.	0 3
277 N	IPFW	12 4	36 N	SIUE	0 3	151 H	Maine	1 6	165 A	Indiana	2 5
			202 N	Villanova	0 5	165 A	Indiana	2 3			

Non-Div. I Games:

Bowling Green

Average RPI Win: 148		WON-LOST RECORD		WINNING PCT. RANK		LAST 10 GAMES		STRENGTH OF SCHEDULE		OPP. STRENGTH OF SCHEDULE		TEAM RPI		ADJ RPI		CONF. RPI		ADJ CONF. RPI					
DIV. I ONLY		5-22-0		.18519 272		3-7-0		105		111		229		.42904 229		22		22					
DIV. I NON-CONF.		4-20-0		.16667 270		2-5-0		111		120		229		.42279 229		21		20					
TOTALS		RPI 1-25		RPI 26-50		W-L RECORDS		RPI 51-100		RPI 101-150		RPI 150+											
5-22-0		0-1-0		0-3-0		OVERALL		1-8-0		2-5-0		2-5-0											
1-2-0		0-0-0		0-0-0		HOME		1-2-0		0-0-0		0-0-0											
2-5-0		0-0-0		0-1-0		AWAY		0-1-0		2-2-0		0-1-0											
2-15-0		0-1-0		0-2-0		NEUTRAL		0-5-0		0-3-0		2-4-0											
4-20-0		0-1-0		0-3-0		NON-CONFERENCE		0-6-0		2-5-0		2-5-0											
0-0-0		0-0-0		0-0-0		HOME		0-0-0		0-0-0		0-0-0											
2-5-0		0-0-0		0-0-		AWAY		0-1-0		2-2-0		0-1-0											
2-15-0		0-1-0		0-2-0		NEUTRAL		0-5-0		0-3-0		2-4-0											
1-2-0		0-0-0		0-0-0		CONFERENCE		1-2-0		0-0-0		0-0-0											
1-2-0		0-0-0		0-0-0		HOME		1-2-0		0-0-0		0-0-0											
0-0-0		0-0-0		0-0-0		AWAY		0-0-0		0-0-0		0-0-0											
0-0-0		0-0-0		0-0-0		NEUTRAL		0-0-0		0-0-0		0-0-0											
RPI	S	Opponent		Score		RPI	S	Opponent		Score		RPI	S	Opponent		Score							
16	N	Minnesota		2	5	41	A	Fresno St.		1	5	53	A	New Mexico St.		0	8	119	A	San Diego		3	5
						49	N	North Dakota St.		3	10	54	N	Kent St.		1	6	119	A	San Diego		11	5
						49	N	North Dakota St.		6	8	54	N	Kent St.		2	8	127	N	Colorado St.		4	5
												62	N	Nebraska		4	13	129	N	Texas Tech		5	8
												72	N	UTSA		4	12	131	A	Pacific		6	2
												88	N	Cal Poly		1	2	131	A	Pacific		6	7
												94	H	Idaho St.		3	5	142	N	Bakersfield		0	4
												94	H	Idaho St.		6	3	169	N	Providence		0	3
												94	H	Idaho St.		4	5	175	N	South Dakota St.		3	10
																		191	N	Utah St.		3	5
																		191	N	Utah St.		5	3
																		204	N	St. Mary's (CA)		6	7
																		204	N	St. Mary's (CA)		5	4
																		222	A	Boise St.		3	4
LAST 10 GAMES																							
						94	H	Idaho St.		3	5	94	H	Idaho St.		6	3						
						94	H	Idaho St.		4	5	169	N	Providence		0	3						
						16	N	Minnesota		2	5	41	A	Fresno St.		1	5						
						88	N	Cal Poly		1	2	191	N	Utah St.		5	3						
						175	N	South Dakota St.		3	10	204	N	St. Mary's (CA)		5	4						

Non-Div. I Games:

Montana

O
a
k
l
a
n
d

Oakland

Average RPI Win:		235	WON-LOST RECORD		WINNING PCT. RANK		LAST 10 GAMES		STRENGTH OF SCHEDULE		OPP. STRENGTH OF SCHEDULE		TEAM RPI		ADJ RPI		CONF. RPI		ADJ CONF. RPI	
DIV. I ONLY			8-17-1		.32692 209		4-6-0		206		237		231		.42823 231		18		18	
DIV. I NON-CONF.			8-17-1		.32692 204		4-6-0		208		235		228		.42823 226		19		19	
TOTALS		RPI 1-25		RPI 26-50		W-L RECORDS		RPI 51-100		RPI 101-150		RPI 150+								
8-17-1		0-1-0		1-0-0		OVERALL		0-5-0		0-7-0		7-4-1								
0-1-0		0-0-0		0-0-0		HOME		0-0-0		0-1-0		0-0-0								
2-6-1		0-1-0		0-0-0		AWAY		0-2-0		0-3-0		2-0-1								
6-10-0		0-0-0		1-0-0		NEUTRAL		0-3-0		0-3-0		5-4-0								
8-17-1		0-1-0		1-0-0		NON-CONFERENCE		0-5-0		0-7-0		7-4-1								
0-1-0		0-0-0		0-0-0		HOME		0-0-0		0-1-0		0-0-0								
2-6-1		0-1-0		0-0-		AWAY		0-2-0		0-3-0		2-0-1								
6-10-0		0-0-0		1-0-0		NEUTRAL		0-3-0		0-3-0		5-4-0								
0-0-0		0-0-0		0-0-0		CONFERENCE		0-0-0		0-0-0		0-0-0								
0-0-0		0-0-0		0-0-0		HOME		0-0-0		0-0-0		0-0-0								
0-0-0		0-0-0		0-0-0		AWAY		0-0-0		0-0-0		0-0-0								
0-0-0		0-0-0		0-0-0		NEUTRAL		0-0-0		0-0-0		0-0-0								
RPI	S	Opponent			Score		RPI	S	Opponent			Score		RPI	S	Opponent			Score	
24	A	UCF			1	5	44	N	UAB			4	3	62	N	Nebraska			3	8
														62	N	Nebraska			2	12
														87	N	Mercer			0	5
														99	A	Iowa St.			5	6
														99	A	Iowa St.			10	11
														115	N	Ball St.			8	11
														116	A	Stetson			3	7
														116	A	Stetson			2	4
														125	N	Wisconsin			1	4
														125	N	Wisconsin			1	6
														137	A	Wichita St.			3	12
														137	H	Wichita St.			5	14
														152	N	Saint Joseph's			5	6
														160	N	UMKC			10	18
														171	N	Albany (NY)			4	8
														181	N	Georgetown			0	8
														211	A	A&M-Corpus Christi			6	0
														211	A	A&M-Corpus Christi			5	5
														251	A	Belmont			9	0
														255	N	Valparaiso			9	1
														258	N	Fairfield			7	6
														285	N	Saint Peter's			7	2
														286	N	Siena			8	7
														288	N	Niagara			7	3
LAST 10 GAMES																				
						99	A	Iowa St.			5	6	99	A	Iowa St.			10	11	
						285	N	Saint Peter's			7	2	116	A	Stetson			2	4	
						255	N	Valparaiso			9	1	116	A	Stetson			3	7	
						171	N	Albany (NY)			4	8	152	N	Saint Joseph's			5	6	
						288	N	Niagara			7	3	258	N	Fairfield			7	6	

Non-Div. I Games:

South Dakota

Average RPI Win: 212		WON-LOST	WINNING	LAST 10	STRENGTH OF		OPP. STRENGTH	TEAM	ADJ		CONF.	ADJ CONF.
Average RPI Loss: 104		RECORD	PCT. RANK	GAMES	SCHEDULE		OF SCHEDULE	RPI	RPI		RPI	RPI
DIV. I ONLY		7-20-0	.25926	242	2-8-0		196	117	234		19	19
DIV. I NON-CONF.		7-20-0	.25926	242	2-8-0		199	122	232		18	18
TOTALS		RPI 1-25	RPI 26-50		W-L RECORDS		RPI 51-100		RPI 101-150		RPI 150+	
7-20-0		0-0-0	0-4-0		OVERALL		1-9-0		0-2-0		6-5-0	
0-0-0		0-0-0	0-0-0		HOME		0-0-0		0-0-0		0-0-0	
1-11-0		0-0-0	0-2-0		AWAY		1-6-0		0-1-0		0-2-0	
6-9-0		0-0-0	0-2-0		NEUTRAL		0-3-0		0-1-0		6-3-0	
7-20-0		0-0-0	0-4-0		NON-CONFERENCE		1-9-0		0-2-0		6-5-0	
0-0-0		0-0-0	0-0-0		HOME		0-0-0		0-0-0		0-0-0	
1-11-0		0-0-0	0-0-		AWAY		1-6-0		0-1-0		0-2-0	
6-9-0		0-0-0	0-2-0		NEUTRAL		0-3-0		0-1-0		6-3-0	
0-0-0		0-0-0	0-0-0		CONFERENCE		0-0-0		0-0-0		0-0-0	
0-0-0		0-0-0	0-0-0		HOME		0-0-0		0-0-0		0-0-0	
0-0-0		0-0-0	0-0-0		AWAY		0-0-0		0-0-0		0-0-0	
0-0-0		0-0-0	0-0-0		NEUTRAL		0-0-0		0-0-0		0-0-0	
RPI S	Opponent	Score	RPI S	Opponent	Score	RPI S	Opponent	Score	RPI S	Opponent	Score	
			33 N	Western Ky.	0 8	57 A	CSUN	5 1	119 A	San Diego	0 2	
			43 N	Ohio St.	6 15	57 A	CSUN	1 4	127 N	Colorado St.	0 8	
			47 A	Cal St. Fullerton	4 8	61 A	Troy	0 11	162 A	Texas-Arlington	3 11	
			47 A	Cal St. Fullerton	0 8	81 N	Kennesaw St.	7 16	164 N	Sam Houston St.	0 5	
						81 N	Kennesaw St.	4 9	164 N	Sam Houston St.	0 11	
						87 A	Mercer	1 8	178 A	Loyola Marymount	3 11	
						87 A	Mercer	8 9	193 N	Bryant	2 1	
						88 A	Cal Poly	2 4	217 N	Evansville	14 13	
						88 A	Cal Poly	0 8	223 N	Harvard	10 7	
						90 N	North Florida	5 6	245 N	Florida A&M	6 1	
									271 N	Iona	4 6	
									272 N	Incarnate Word	10 7	
									276 N	Alabama St.	11 8	
LAST 10 GAMES												
			88 A	Cal Poly	2 4	88 A	Cal Poly	0 8				
			119 A	San Diego	0 2	47 A	Cal St. Fullerton	4 8				
			223 N	Harvard	10 7	271 N	Iona	4 6				
			178 A	Loyola Marymount	3 11	127 N	Colorado St.	0 8				
			47 A	Cal St. Fullerton	0 8	57 A	CSUN	5 1				

Non-Div. I Games:

Buffalo

Average RPI Win: 241		WON-LOST	WINNING	LAST 10	STRENGTH OF		OPP. STRENGTH	TEAM	ADJ	CONF.	ADJ CONF.
Average RPI Loss: 136		RECORD	PCT. RANK	GAMES	SCHEDULE		OF SCHEDULE	RPI	RPI	RPI	RPI
DIV. I ONLY		6-12-0	.33333	201	3-5-0		217	248	232	.41848	233
DIV. I NON-CONF.		6-10-0	.375	180	3-3-0		270	265	249	.40548	248
TOTALS		RPI 1-25	RPI 26-50		W-L RECORDS		RPI 51-100		RPI 101-150		RPI 150+
6-12-0	0-0-0	0-2-0		OVERALL		0-1-0		0-5-0		6-4-0	
0-2-0	0-0-0	0-2-0		HOME		0-0-0		0-0-0		0-0-0	
1-4-0	0-0-0	0-0-0		AWAY		0-1-0		0-1-0		1-2-0	
5-6-0	0-0-0	0-0-0		NEUTRAL		0-0-0		0-4-0		5-2-0	
6-10-0	0-0-0	0-0-0		NON-CONFERENCE		0-1-0		0-5-0		6-4-0	
0-0-0	0-0-0	0-0-0		HOME		0-0-0		0-0-0		0-0-0	
1-4-0	0-0-0	0-0-		AWAY		0-1-0		0-1-0		1-2-0	
5-6-0	0-0-0	0-0-0		NEUTRAL		0-0-0		0-4-0		5-2-0	
0-2-0	0-0-0	0-2-0		CONFERENCE		0-0-0		0-0-0		0-0-0	
0-2-0	0-0-0	0-2-0		HOME		0-0-0		0-0-0		0-0-0	
0-0-0	0-0-0	0-0-0		AWAY		0-0-0		0-0-0		0-0-0	
0-0-0	0-0-0	0-0-0		NEUTRAL		0-0-0		0-0-0		0-0-0	
RPI S	Opponent	Score	RPI S	Opponent	Score	RPI S	Opponent	Score	RPI S	Opponent	Score
			36 H	SIUE	0 1	81 A	Kennesaw St.	1 5	112 N	Northwestern St.	5 6
			36 H	SIUE	3 10				112 N	Northwestern St.	5 10
									116 A	Stetson	1 11
									122 N	Michigan St.	0 6
									130 N	Southern Ill.	6 8
									153 N	Akron	8 7
									170 A	Campbell	1 2
									189 N	East Tenn. St.	1 10
									226 N	Monmouth	6 2
									254 A	Jackson St.	1 4
									254 A	Jackson St.	11 5
									258 N	Fairfield	5 4
									268 N	UMBC	2 12
									277 N	IPFW	4 3
									280 N	Rhode Island	11 4
LAST 10 GAMES											
			36 H	SIUE	3 10	36 H	SIUE	0 1			
			277 N	IPFW	4 3	189 N	East Tenn. St.	1 10			
			258 N	Fairfield	5 4	268 N	UMBC	2 12			
			226 N	Monmouth	6 2	112 N	Northwestern St.	5 10			
			170 A	Campbell	1 2	254 A	Jackson St.	11 5			

Non-Div. I Games: Pikeville 4 2 Pikeville 8 0

Morehead St.

B
r
o
w
n

Brown

Average RPI Win: 206		WON-LOST	WINNING	LAST 10	STRENGTH OF		OPP. STRENGTH	TEAM	ADJ	CONF.	ADJ CONF.
Average RPI Loss: 133		RECORD	PCT. RANK	GAMES	SCHEDULE		OF SCHEDULE	RPI	RPI	RPI	RPI
DIV. I ONLY		4-8-0	.33333	201	3-7-0		255	169	237	.41581	235
DIV. I NON-CONF.		4-8-0	.33333	199	3-7-0		258	174	237	.41581	236
TOTALS		RPI 1-25	RPI 26-50		W-L RECORDS		RPI 51-100		RPI 101-150		RPI 150+
4-8-0		0-0-0	0-1-0		OVERALL		1-1-0		0-1-0		3-5-0
0-0-0		0-0-0	0-0-0		HOME		0-0-0		0-0-0		0-0-0
0-2-0		0-0-0	0-1-0		AWAY		0-0-0		0-0-0		0-1-0
4-6-0		0-0-0	0-0-0		NEUTRAL		1-1-0		0-1-0		3-4-0
4-8-0		0-0-0	0-1-0		NON-CONFERENCE		1-1-0		0-1-0		3-5-0
0-0-0		0-0-0	0-0-0		HOME		0-0-0		0-0-0		0-0-0
0-2-0		0-0-0	0-0-		AWAY		0-0-0		0-0-0		0-1-0
4-6-0		0-0-0	0-0-0		NEUTRAL		1-1-0		0-1-0		3-4-0
0-0-0		0-0-0	0-0-0		CONFERENCE		0-0-0		0-0-0		0-0-0
0-0-0		0-0-0	0-0-0		HOME		0-0-0		0-0-0		0-0-0
0-0-0		0-0-0	0-0-0		AWAY		0-0-0		0-0-0		0-0-0
0-0-0		0-0-0	0-0-0		NEUTRAL		0-0-0		0-0-0		0-0-0
RPI S	Opponent	Score	RPI S	Opponent	Score	RPI S	Opponent	Score	RPI S	Opponent	Score
			50 A	South Fla.	0 1	90 N	North Florida	7 6	110 N	Appalachian St.	0 9
						91 N	Dayton	0 7	151 N	Maine	2 10
									153 N	Akron	1 5
									158 N	Penn	1 2
									168 A	Winthrop	4 9
									181 N	Georgetown	2 0
									181 N	Georgetown	0 2
									264 N	Coppin St.	9 3
									287 N	Hartford	9 7
LAST 10 GAMES											
			181 N	Georgetown	0 2	153 N	Akron	1 5			
			151 N	Maine	2 10	91 N	Dayton	0 7			
			158 N	Penn	1 2	50 A	South Fla.	0 1			
			90 N	North Florida	7 6	110 N	Appalachian St.	0 9			
			181 N	Georgetown	2 0	287 N	Hartford	9 7			

Non-Div. I Games:

Wagner

Average RPI Win: 253		WON-LOST RECORD		WINNING PCT. RANK		LAST 10 GAMES		STRENGTH OF SCHEDULE		OPP. STRENGTH OF SCHEDULE		TEAM RPI		ADJ RPI		CONF. RPI		ADJ CONF. RPI			
DIV. I ONLY		3-8-0		.27273 238		3-7-0		176		263		236		.41474 236		25		25			
DIV. I NON-CONF.		3-8-0		.27273 234		3-7-0		181		270		236		.41474 237		25		25			
TOTALS		RPI 1-25		RPI 26-50		W-L RECORDS		RPI 51-100		RPI 101-150		RPI 150+									
3-8-0		0-0-0		0-1-0		OVERALL		0-3-0		0-0-0		3-4-0									
0-0-0		0-0-0		0-0-0		HOME		0-0-0		0-0-0		0-0-0									
1-2-0		0-0-0		0-1-0		AWAY		0-0-0		0-0-0		1-1-0									
2-6-0		0-0-0		0-0-0		NEUTRAL		0-3-0		0-0-0		2-3-0									
3-8-0		0-0-0		0-1-0		NON-CONFERENCE		0-3-0		0-0-0		3-4-0									
0-0-0		0-0-0		0-0-0		HOME		0-0-0		0-0-0		0-0-0									
1-2-0		0-0-0		0-0-		AWAY		0-0-0		0-0-0		1-1-0									
2-6-0		0-0-0		0-0-0		NEUTRAL		0-3-0		0-0-0		2-3-0									
0-0-0		0-0-0		0-0-0		CONFERENCE		0-0-0		0-0-0		0-0-0									
0-0-0		0-0-0		0-0-0		HOME		0-0-0		0-0-0		0-0-0									
0-0-0		0-0-0		0-0-0		AWAY		0-0-0		0-0-0		0-0-0									
0-0-0		0-0-0		0-0-0		NEUTRAL		0-0-0		0-0-0		0-0-0									
RPI	S	Opponent		Score		RPI	S	Opponent		Score		RPI	S	Opponent		Score					
				38	A	North Carolina		2	13	63	N	UC Riverside		0	3	178	A	Loyola Marymount		0	8
										63	N	UC Riverside		4	6	223	N	Harvard		3	0
										100	N	Charlotte		6	7	223	N	Harvard		3	7
																224	N	Seattle		1	6
																237	N	Ohio		7	10
																266	A	Manhattan		8	4
																271	N	Iona		7	5
LAST 10 GAMES																					
				63	N	UC Riverside		4	6	224	N	Seattle		1	6						
				63	N	UC Riverside		0	3	178	A	Loyola Marymount		0	8						
				223	N	Harvard		3	7	266	A	Manhattan		8	4						
				223	N	Harvard		3	0	237	N	Ohio		7	10						
				271	N	Iona		7	5	38	A	North Carolina		2	13						

Non-Div. I Games:

Fairleigh Dickinson

Average RPI Win:		252	WON-LOST RECORD		WINNING PCT. RANK		LAST 10 GAMES		STRENGTH OF SCHEDULE		OPP. STRENGTH OF SCHEDULE		TEAM RPI		ADJ RPI		CONF. RPI		ADJ CONF. RPI				
DIV. I ONLY			7-18-0		.28 234		3-7-0		230		109		238		.41429 237		19		19				
DIV. I NON-CONF.			7-18-0		.28 231		3-7-0		234		112		238		.41429 238		18		18				
TOTALS		RPI 1-25		RPI 26-50		W-L RECORDS		RPI 51-100		RPI 101-150		RPI 150+											
7-18-0		0-4-0		0-2-0		OVERALL		0-4-0		1-4-0		6-4-0											
2-0-0		0-0-0		0-0-0		HOME		0-0-0		0-0-0		2-0-0											
0-14-0		0-3-0		0-1-0		AWAY		0-3-0		0-4-0		0-3-0											
5-4-0		0-1-0		0-1-0		NEUTRAL		0-1-0		1-0-0		4-1-0											
7-18-0		0-4-0		0-2-0		NON-CONFERENCE		0-4-0		1-4-0		6-4-0											
2-0-0		0-0-0		0-0-0		HOME		0-0-0		0-0-0		2-0-0											
0-14-0		0-3-0		0-0-		AWAY		0-3-0		0-4-0		0-3-0											
5-4-0		0-1-0		0-1-0		NEUTRAL		0-1-0		1-0-0		4-1-0											
0-0-0		0-0-0		0-0-0		CONFERENCE		0-0-0		0-0-0		0-0-0											
0-0-0		0-0-0		0-0-0		HOME		0-0-0		0-0-0		0-0-0											
0-0-0		0-0-0		0-0-0		AWAY		0-0-0		0-0-0		0-0-0											
0-0-0		0-0-0		0-0-0		NEUTRAL		0-0-0		0-0-0		0-0-0											
RPI	S	Opponent		Score		RPI	S	Opponent		Score		RPI	S	Opponent		Score							
18	N	Tennessee		0	5	38	A	North Carolina		1	9	52	A	Marshall		3	18	106	A	Furman		5	6
20	A	Kentucky		4	6	48	N	Texas		0	11	81	A	Kennesaw St.		2	7	106	A	Furman		5	6
20	A	Kentucky		0	6							100	A	Charlotte		2	15	106	A	Furman		1	3
20	A	Kentucky		2	7							100	N	Charlotte		3	11	123	A	UNC Greensboro		5	8
																		148	N	Tennessee Tech		4	3
																		177	A	Western Caro.		1	12
																		219	A	Wright St.		3	20
																		219	A	Wright St.		2	7
																		236	N	Fairleigh Dickinson		10	7
																		242	N	Army		8	9
																		263	N	Northern Ky.		10	2
																		270	N	Quinnipiac		9	1
																		270	N	Quinnipiac		15	5
																		288	H	Niagara		5	1
																		288	H	Niagara		7	1
																		</					

Average RPI Win:	238	WON-LOST	WINNING	LAST 10	STRENGTH OF	OPP. STRENGTH	TEAM	ADJ	CONF.	ADJ CONF.	
Average RPI Loss:	135	RECORD	PCT. RANK	GAMES	SCHEDULE	OF SCHEDULE	RPI	RPI	RPI	RPI	
DIV. I ONLY	12-16-0	.42857	166	6-4-0	281	175	241	.41257	238	24	24
DIV. I NON-CONF.	5-14-0	.26316	239	0-3-0	204	201	239	.41357	240	24	24
<hr/>											
TOTALS	RPI 1-25	RPI 26-50		W-L RECORDS		RPI 51-100		RPI 101-150		RPI 150+	
12-16-0	0-0-0	0-2-0		OVERALL		0-4-0		0-2-0		12-8-0	
8-11-0	0-0-0	0-1-0		HOME		0-1-0		0-2-0		8-7-0	
4-4-0	0-0-0	0-1-0		AWAY		0-2-0		0-0-0		4-1-0	
0-1-0	0-0-0	0-0-0		NEUTRAL		0-1-0		0-0-0		0-0-0	
<hr/>											
5-14-0	0-0-0	0-2-0		NON-CONFERENCE		0-4-0		0-2-0		5-6-0	
5-10-0	0-0-0	0-1-0		HOME		0-1-0		0-2-0		5-6-0	
0-3-0	0-0-0	0-0-		AWAY		0-2-0		0-0-0		0-0-0	
0-1-0	0-0-0	0-0-0		NEUTRAL		0-1-0		0-0-0		0-0-0	
<hr/>											
7-2-0	0-0-0	0-0-0		CONFERENCE		0-0-0		0-0-0		7-2-0	
3-1-0	0-0-0	0-0-0		HOME		0-0-0		0-0-0		3-1-0	
4-1-0	0-0-0	0-0-0		AWAY		0-0-0		0-0-0		4-1-0	
0-0-0	0-0-0	0-0-0		NEUTRAL		0-0-0		0-0-0		0-0-0	
<hr/>											
RPI	S	Opponent	Score	RPI	S	Opponent	Score	RPI	S	Opponent	Score
				27	A	Mississippi St.	3 4	66	H	Arkansas	5 6
				27	H	Mississippi St.	1 16	72	A	UTSA	1 2
								72	A	UTSA	1 9
								99	N	Iowa St.	1 2
										115	H Ball St.
										126	H Saint Louis
										157	H UT Martin
										157	H UT Martin
										161	H Cleveland St.
										161	H Cleveland St.
										162	H Texas-Arlington
										167	A Stephen F. Austin
										167	A Stephen F. Austin
										172	H Omaha
										216	H Southern Miss.
										241	A Abilene Christian
										241	A Abilene Christian
										241	A Abilene Christian
										250	H Southeast Mo. St.
										260	H Houston Baptist
										272	H Incarnate Word
										272	H Incarnate Word
										272	H Incarnate Word
										278	H Ark.-Pine Bluff
										281	H Detroit
										282	H Alcorn
<hr/>											
LAST 10 GAMES											
				167	A	Stephen F. Austin	5 3	167	A	Stephen F. Austin	11 2
				27	H	Mississippi St.	1 16	161	H	Cleveland St.	2 7
				272	H	Incarnate Word	5 4	161	H	Cleveland St.	2 7
				272	H	Incarnate Word	5 4	241	A	Abilene Christian	16 7
				272	H	Incarnate Word	2 1	241	A	Abilene Christian	7 12

Non-Div. I Games:

Southeastern La.

Average RPI Win:	204	WON-LOST	WINNING	LAST 10	STRENGTH OF	OPP. STRENGTH	TEAM	ADJ	CONF.	ADJ CONF.	
Average RPI Loss:	125	RECORD	PCT. RANK	GAMES	SCHEDULE	OF SCHEDULE	RPI	RPI	RPI	RPI	
DIV. I ONLY	7-25-0	.21875	258	3-7-0	144	214	235	.41158	239	4	4
DIV. I NON-CONF.	6-17-0	.26087	241	3-4-0	201	247	246	.40275	249	4	4
TOTALS	RPI 1-25	RPI 26-50	W-L RECORDS	RPI 51-100	RPI 101-150	RPI 150+					
7-25-0	0-0-0	0-6-0	OVERALL	1-6-0	0-4-0	6-9-0					
2-5-0	0-0-0	0-0-0	HOME	0-0-0	0-3-0	2-2-0					
1-6-0	0-0-0	0-5-0	AWAY	0-0-0	0-0-0	1-1-0					
4-14-0	0-0-0	0-1-0	NEUTRAL	1-6-0	0-1-0	3-6-0					
6-17-0	0-0-0	0-3-0	NON-CONFERENCE	0-4-0	0-1-0	6-9-0					
2-2-0	0-0-0	0-0-0	HOME	0-0-0	0-0-0	2-2-0					
1-3-0	0-0-0	0-0-	AWAY	0-0-0	0-0-0	1-1-0					
3-12-0	0-0-0	0-1-0	NEUTRAL	0-4-0	0-1-0	3-6-0					
1-8-0	0-0-0	0-3-0	CONFERENCE	1-2-0	0-3-0	0-0-0					
0-3-0	0-0-0	0-0-0	HOME	0-0-0	0-3-0	0-0-0					
0-3-0	0-0-0	0-3-0	AWAY	0-0-0	0-0-0	0-0-0					
1-2-0	0-0-0	0-0-0	NEUTRAL	1-2-0	0-0-0	0-0-0					
RPI S Opponent	Score	RPI S Opponent	Score	RPI S Opponent	Score	RPI S Opponent	Score				
35 A James Madison	2 10	65 N Jacksonville St.	2 6	117 H Georgia Tech	1 7						
35 A James Madison	1 9	66 N Arkansas	5 6	117 H Georgia Tech	3 4						
45 N BYU	4 5	70 N Pittsburgh	2 10	117 H Georgia Tech	5 7						
46 A Louisville	5 7	70 N Pittsburgh	7 14	125 N Wisconsin	0 5						
46 A Louisville	4 5	70 N Pittsburgh	9 8	170 N Campbell	2 5						
46 A Louisville	0 5	73 N Stanford	3 11	172 N Omaha	2 1						
		78 N Elon	6 8	172 N Omaha	3 9						
				180 N Utah Valley	4 5						
				187 N UTEP	14 5						
				225 N George Washington	9 16						
				227 A George Mason	7 8						
				227 A George Mason	10 9						
				243 H Marist	9 8						
				243 H Marist	1 4						
				243 N Marist	4 6						
				259 N N.C. Central	4 5						
				265 H Delaware St.	3 15						
				265 H Delaware St.	8 7						
				265 N Delaware St.	14 1						
LAST 10 GAMES											
243 H Marist	9 8	243 H Marist	1 4								
265 H Delaware St.	8 7	46 A Louisville	5 7								
265 H Delaware St.	3 15	46 A Louisville	0 5								
35 A James Madison	1 9	46 A Louisville	4 5								
35 A James Madison	2 10	227 A George Mason	10 9								

Non-Div. I Games:

Virginia

Average RPI Win:	261	WON-LOST RECORD	WINNING PCT. RANK	LAST 10 GAMES	STRENGTH OF SCHEDULE	OPP. STRENGTH OF SCHEDULE	TEAM RPI	ADJ RPI	CONF. RPI	ADJ CONF. RPI	
Average RPI Loss:	125										
DIV. I ONLY	10-12-0	.45455	154	6-4-0	280	267	244	.41123	240	29	29
DIV. I NON-CONF.	7-12-0	.36842	185	3-4-0	252	278	243	.41413	239	29	29
<hr/>											
TOTALS	RPI 1-25	RPI 26-50		W-L RECORDS		RPI 51-100		RPI 101-150		RPI 150+	
10-12-0	0-0-0	0-0-0		OVERALL		0-5-0		1-4-0		9-3-0	
3-0-0	0-0-0	0-0-0		HOME		0-0-0		0-0-0		3-0-0	
2-7-0	0-0-0	0-0-0		AWAY		0-2-0		1-3-0		1-2-0	
5-5-0	0-0-0	0-0-0		NEUTRAL		0-3-0		0-1-0		5-1-0	
7-12-0	0-0-0	0-0-0		NON-CONFERENCE		0-5-0		1-4-0		6-3-0	
0-0-0	0-0-0	0-0-0		HOME		0-0-0		0-0-0		0-0-0	
2-7-0	0-0-0	0-0-		AWAY		0-2-0		1-3-0		1-2-0	
5-5-0	0-0-0	0-0-0		NEUTRAL		0-3-0		0-1-0		5-1-0	
3-0-0	0-0-0	0-0-0		CONFERENCE		0-0-0		0-0-0		3-0-0	
3-0-0	0-0-0	0-0-0		HOME		0-0-0		0-0-0		3-0-0	
0-0-0	0-0-0	0-0-0		AWAY		0-0-0		0-0-0		0-0-0	
0-0-0	0-0-0	0-0-0		NEUTRAL		0-0-0		0-0-0		0-0-0	
<hr/>											
RPI S	Opponent	Score	RPI S	Opponent	Score	RPI S	Opponent	Score	RPI S	Opponent	Score
						80 N	Towson	2 9	108 A	Col. of Charleston	0 5
						85 N	IUPUI	0 4	108 A	Col. of Charleston	11 7
						85 N	IUPUI	4 9	122 N	Michigan St.	3 7
						87 A	Mercer	5 13	140 A	Charleston So.	2 5
						87 A	Mercer	0 11	140 A	Charleston So.	5 6
									174 N	St. John's (NY)	2 4
									189 N	East Tenn. St.	5 1
									198 A	UNCW	7 8
									198 A	UNCW	1 6
									281 H	Detroit	5 1
									281 H	Detroit	8 5
									281 H	Detroit	10 7
									290 N	Alabama A&M	6 5
									292 N	UMES	10 7
									294 A	South Carolina St.	17 2
									295 N	Norfolk St.	7 2
									295 N	Norfolk St.	9 3
<hr/>											
LAST 10 GAMES											
						281 H	Detroit	10 7			
						87 A	Mercer	5 13			
						294 A	South Carolina St.	17 2			
						108 A	Col. of Charleston	0 5			
						108 A	Col. of Charleston	11 7			

Non-Div. I Games:

Youngstown St.

Average RPI Win:	253	WON-LOST RECORD	WINNING PCT. RANK	LAST 10 GAMES	STRENGTH OF SCHEDULE	OPP. STRENGTH OF SCHEDULE	TEAM RPI	ADJ RPI	CONF. RPI	ADJ CONF. RPI						
DIV. I ONLY		5-21-0	.19231	267	2-8-0	116	277	242	.41031	241	24	24				
DIV. I NON-CONF.		4-13-0	.23529	250	1-0-0	139	246	232	.41951	232	24	24				
<hr/>																
TOTALS	RPI 1-25	RPI 26-50		W-L RECORDS		RPI 51-100		RPI 101-150		RPI 150+						
5-21-0	0-2-0	0-1-0		OVERALL		0-4-0		0-5-0		5-9-0						
3-5-0	0-0-0	0-0-0		HOME		0-0-0		0-3-0		3-2-0						
1-6-0	0-1-0	0-0-0		AWAY		0-1-0		0-1-0		1-3-0						
1-10-0	0-1-0	0-1-0		NEUTRAL		0-3-0		0-1-0		1-4-0						
4-13-0	0-2-0	0-1-0		NON-CONFERENCE		0-4-0		0-2-0		4-4-0						
2-0-0	0-0-0	0-0-0		HOME		0-0-0		0-0-0		2-0-0						
1-3-0	0-1-0	0-0-		AWAY		0-1-0		0-1-0		1-0-0						
1-10-0	0-1-0	0-1-0		NEUTRAL		0-3-0		0-1-0		1-4-0						
1-8-0	0-0-0	0-0-0		CONFERENCE		0-0-0		0-3-0		1-5-0						
1-5-0	0-0-0	0-0-0		HOME		0-0-0		0-3-0		1-2-0						
0-3-0	0-0-0	0-0-0		AWAY		0-0-0		0-0-0		0-3-0						
0-0-0	0-0-0	0-0-0		NEUTRAL		0-0-0		0-0-0		0-0-0						
RPI	S	Opponent	Score		RPI	S	Opponent	Score		RPI	S	Opponent	Score			
7	N	Oregon	0	8	36	N	SIUE	0	8	83	N	La.-Monroe	2	8		
25	A	Baylor	2	4						89	A	Louisiana Tech	0	3		
										92	N	Tulsa	0	10		
										93	N	North Texas	2	3		
												102	N	Missouri St.	3	4
												114	A	Jacksonville	1	9
												118	H	Central Ark.	4	5
												118	H	Central Ark.	6	7
												118	H	Central Ark.	4	6
												161	N	Cleveland St.	11	14
												162	A	Texas-Arlington	7	6
												170	N	Campbell	3	4
												170	N	Campbell	1	3
												184	A	Lamar	4	5
												184	A	Lamar	4	7
												184	A	Lamar	1	13
												238	H	Southeastern La.	7	16
												238	H	Southeastern La.	12	7
												238	H	Southeastern La.	5	8
												253	N	Savannah St.	8	11
												278	N	Ark.-Pine Bluff	14	7
												293	H	Prairie View	8	0
												293	H	Prairie View	6	2
<hr/>																
LAST 10 GAMES																
118 H Central Ark.					4	6	118 H Central Ark.					6	7			
118 H Central Ark.					4	5	184 A Lamar					4	5			
162 A Texas-Arlington					7	6	238 H Southeastern La.					7	16			
184 A Lamar					4	7	238 H Southeastern La.					12	7			
184 A Lamar					1	13	238 H Southeastern La.					5	8			

Non-Div. I Games:

Abilene Christian

Average RPI Win: 225		WON-LOST RECORD	WINNING PCT. RANK	LAST 10 GAMES	STRENGTH OF SCHEDULE	OPP. STRENGTH OF SCHEDULE	TEAM RPI	ADJ RPI	CONF. RPI	ADJ CONF. RPI	
Average RPI Loss: 154											
DIV. I ONLY		7-15-0	.31818 213	2-8-0	227	249	239	.40869 242	28	28	
DIV. I NON-CONF.		7-15-0	.31818 207	2-8-0	230	252	241	.40869 243	28	28	
<hr/>											
TOTALS		RPI 1-25	RPI 26-50		W-L RECORDS		RPI 51-100		RPI 101-150		RPI 150+
7-15-0	0-0-0		0-2-0		OVERALL		0-3-0		1-1-0		6-9-0
0-1-0	0-0-0		0-0-0		HOME		0-1-0		0-0-0		0-0-0
0-3-0	0-0-0		0-1-0		AWAY		0-1-0		0-1-0		0-0-0
7-11-0	0-0-0		0-1-0		NEUTRAL		0-1-0		1-0-0		6-9-0
7-15-0	0-0-0		0-2-0		NON-CONFERENCE		0-3-0		1-1-0		6-9-0
0-1-0	0-0-0		0-0-0		HOME		0-1-0		0-0-0		0-0-0
0-3-0	0-0-0		0-0-		AWAY		0-1-0		0-1-0		0-0-0
7-11-0	0-0-0		0-1-0		NEUTRAL		0-1-0		1-0-0		6-9-0
0-0-0	0-0-0		0-0-0		CONFERENCE		0-0-0		0-0-0		0-0-0
0-0-0	0-0-0		0-0-0		HOME		0-0-0		0-0-0		0-0-0
0-0-0	0-0-0		0-0-0		AWAY		0-0-0		0-0-0		0-0-0
0-0-0	0-0-0		0-0-0		NEUTRAL		0-0-0		0-0-0		0-0-0
<hr/>											
RPI S	Opponent	Score	RPI S	Opponent	Score	RPI S	Opponent	Score	RPI S	Opponent	Score
			40 N	Chattanooga	0 6	52 N	Marshall	4 10	108 A	Col. of Charleston	0 11
			50 A	South Fla.	1 5	100 A	Charlotte	2 3	123 N	UNC Greensboro	9 7
						100 H	Charlotte	3 8	151 N	Maine	0 5
									154 N	Central Conn. St.	0 8
									185 N	UMass Lowell	7 8
									185 N	UMass Lowell	8 13
									190 N	Toledo	3 6
									214 N	Bethune-Cookman	11 9
									234 N	Brown	4 2
									234 N	Brown	3 7
									237 N	Ohio	9 8
									244 N	Canisius	1 7
									244 N	Canisius	4 2
									244 N	Canisius	3 6
									261 N	Cornell	11 10
									261 N	Cornell	5 3
									270 N	Quinnipiac	5 7
<hr/>											
LAST 10 GAMES											
			244 N	Canisius	3 6	244 N	Canisius	1 7			
			50 A	South Fla.	1 5	190 N	Toledo	3 6			
			154 N	Central Conn. St.	0 8	151 N	Maine	0 5			
			40 N	Chattanooga	0 6	234 N	Brown	4 2			
			185 N	UMass Lowell	7 8	261 N	Cornell	5 3			

Non-Div. I Games:

Army

Average RPI Win: 221		WON-LOST RECORD	WINNING PCT. RANK	LAST 10 GAMES	STRENGTH OF SCHEDULE	OPP. STRENGTH OF SCHEDULE	TEAM RPI	ADJ RPI		CONF. RPI	ADJ CONF. RPI
Average RPI Loss: 184											
DIV. I ONLY		9-13-0	.40909 173	4-6-0	268	262	240	.40682	243	30	30
DIV. I NON-CONF.		9-13-0	.40909 168	4-6-0	272	269	242	.40682	245	30	30
TOTALS		RPI 1-25	RPI 26-50		W-L RECORDS		RPI 51-100		RPI 101-150		RPI 150+
9-13-0	0-0-0	0-0-0		OVERALL		0-1-0		1-4-0		8-8-0	
0-0-0	0-0-0	0-0-0		HOME		0-0-0		0-0-0		0-0-0	
5-4-0	0-0-0	0-0-0		AWAY		0-0-0		0-1-0		5-3-0	
4-9-0	0-0-0	0-0-0		NEUTRAL		0-1-0		1-3-0		3-5-0	
9-13-0	0-0-0	0-0-0		NON-CONFERENCE		0-1-0		1-4-0		8-8-0	
0-0-0	0-0-0	0-0-0		HOME		0-0-0		0-0-0		0-0-0	
5-4-0	0-0-0	0-0-		AWAY		0-0-0		0-1-0		5-3-0	
4-9-0	0-0-0	0-0-0		NEUTRAL		0-1-0		1-3-0		3-5-0	
0-0-0	0-0-0	0-0-0		CONFERENCE		0-0-0		0-0-0		0-0-0	
0-0-0	0-0-0	0-0-0		HOME		0-0-0		0-0-0		0-0-0	
0-0-0	0-0-0	0-0-0		AWAY		0-0-0		0-0-0		0-0-0	
0-0-0	0-0-0	0-0-0		NEUTRAL		0-0-0		0-0-0		0-0-0	
RPI S	Opponent	Score	RPI S	Opponent	Score	RPI S	Opponent	Score	RPI S	Opponent	Score
						66 N	Arkansas	5 9	106 N	Furman	5 2
									108 A	Col. of Charleston	0 8
									125 N	Wisconsin	3 6
									144 N	New Mexico	2 9
									150 N	Memphis	5 7
									166 N	Delaware	3 7
									170 N	Campbell	2 1
									177 N	Western Caro.	1 6
									198 A	UNCW	6 4
									198 A	UNCW	5 9
									225 N	George Washington	0 8
									239 A	Virginia	8 9
									239 A	Virginia	4 1
									239 N	Virginia	6 4
									256 A	Hampton	8 0
									256 A	Hampton	6 2
									259 A	N.C. Central	9 4
									259 A	N.C. Central	1 5
									265 N	Delaware St.	3 6
									265 N	Delaware St.	7 8
									267 N	N.C. A&T	5 2
LAST 10 GAMES											
			239 A	Virginia	8 9		239 A	Virginia	4 1		
			265 N	Delaware St.	7 8		259 A	N.C. Central	1 5		
			265 N	Delaware St.	3 6		259 A	N.C. Central	9 4		
			256 A	Hampton	6 2		108 A	Col. of Charleston	0 8		
			256 A	Hampton	8 0		125 N	Wisconsin	3 6		

Non-Div. I Games:

Marist

Average RPI Win: 235		WON-LOST	WINNING	LAST 10	STRENGTH OF		OPP. STRENGTH	TEAM	ADJ		CONF.	ADJ CONF.
Average RPI Loss: 182		RECORD	PCT. RANK	GAMES	SCHEDULE		OF SCHEDULE	RPI	RPI		RPI	RPI
DIV. I ONLY		8-9-0	.47059 145	6-4-0	283		253	245	.40672 244		30	30
DIV. I NON-CONF.		8-9-0	.47059 147	6-4-0	284		259	247	.40672 246		30	30
TOTALS		RPI 1-25	RPI 26-50		W-L RECORDS		RPI 51-100		RPI 101-150		RPI 150+	
8-9-0		0-0-0	0-1-0		OVERALL		1-0-0		0-1-0		7-7-0	
0-0-0		0-0-0	0-0-0		HOME		0-0-0		0-0-0		0-0-0	
0-2-0		0-0-0	0-1-0		AWAY		0-0-0		0-0-0		0-1-0	
8-7-0		0-0-0	0-0-0		NEUTRAL		1-0-0		0-1-0		7-6-0	
8-9-0		0-0-0	0-1-0		NON-CONFERENCE		1-0-0		0-1-0		7-7-0	
0-0-0		0-0-0	0-0-0		HOME		0-0-0		0-0-0		0-0-0	
0-2-0		0-0-0	0-0-		AWAY		0-0-0		0-0-0		0-1-0	
8-7-0		0-0-0	0-0-0		NEUTRAL		1-0-0		0-1-0		7-6-0	
0-0-0		0-0-0	0-0-0		CONFERENCE		0-0-0		0-0-0		0-0-0	
0-0-0		0-0-0	0-0-0		HOME		0-0-0		0-0-0		0-0-0	
0-0-0		0-0-0	0-0-0		AWAY		0-0-0		0-0-0		0-0-0	
0-0-0		0-0-0	0-0-0		NEUTRAL		0-0-0		0-0-0		0-0-0	
RPI S	Opponent	Score	RPI S	Opponent	Score	RPI S	Opponent	Score	RPI S	Opponent	Score	
			50 A	South Fla.	0 7	80 N	Towson	1 0	120 N	Northern Ill.	0 2	
									161 A	Cleveland St.	4 8	
									188 N	Bucknell	4 9	
									190 N	Toledo	2 6	
									197 N	Western Mich.	3 4	
									228 N	Bowling Green	1 16	
									234 N	Brown	6 2	
									242 N	Army	2 4	
									242 N	Army	6 3	
									242 N	Army	7 1	
									246 N	Massachusetts	2 1	
									261 N	Cornell	12 3	
									261 N	Cornell	6 7	
									287 N	Hartford	4 3	
									287 N	Hartford	11 0	
LAST 10 GAMES												
			242 N	Army	6 3	242 N	Army	7 1				
			50 A	South Fla.	0 7	246 N	Massachusetts	2 1				
			287 N	Hartford	11 0	197 N	Western Mich.	3 4				
			287 N	Hartford	4 3	80 N	Towson	1 0				
			120 N	Northern Ill.	0 2	261 N	Cornell	6 7				

Non-Div. I Games:

Canisius

Average RPI Win:	202	WON-LOST RECORD	WINNING PCT. RANK	LAST 10 GAMES		STRENGTH OF SCHEDULE	OPP. STRENGTH OF SCHEDULE	TEAM RPI	ADJ RPI	CONF. RPI	ADJ CONF. RPI
DIV. I ONLY		7-27-0	.20588 262	4-6-0		168	178	243	.40645 245	31	31
DIV. I NON-CONF.		7-27-0	.20588 259	4-6-0		176	184	245	.40645 247	31	31
<hr/>											
TOTALS	RPI 1-25		RPI 26-50	W-L RECORDS		RPI 51-100			RPI 101-150		RPI 150+
7-27-0	0-2-0		0-2-0	OVERALL		1-7-0			1-2-0		5-14-0
2-3-0	0-2-0		0-0-0	HOME		0-1-0			0-0-0		2-0-0
0-3-0	0-0-0		0-0-0	AWAY		0-2-0			0-0-0		0-0-0
5-21-0	0-0-0		0-1-0	NEUTRAL		1-4-0			1-2-0		3-14-0
7-27-0	0-2-0		0-2-0	NON-CONFERENCE		1-7-0			1-2-0		5-14-0
2-3-0	0-2-0		0-0-0	HOME		0-1-0			0-0-0		2-0-0
0-3-0	0-0-0		0-0-	AWAY		0-2-0			0-0-0		0-0-0
5-21-0	0-0-0		0-1-0	NEUTRAL		1-4-0			1-2-0		3-14-0
0-0-0	0-0-0		0-0-0	CONFERENCE		0-0-0			0-0-0		0-0-0
0-0-0	0-0-0		0-0-0	HOME		0-0-0			0-0-0		0-0-0
0-0-0	0-0-0		0-0-0	AWAY		0-0-0			0-0-0		0-0-0
0-0-0	0-0-0		0-0-0	NEUTRAL		0-0-0			0-0-0		0-0-0
<hr/>											
RPI S	Opponent	Score	RPI S	Opponent	Score	RPI S	Opponent	Score	RPI S	Opponent	Score
6 H	Florida St.	5 12	37 A	Fla. Atlantic	0 18	61 A	Troy	4 16	101 N	Iowa	0 2
20 H	Kentucky	2 4	46 N	Louisville	1 16	64 N	Lehigh	1 9	120 N	Northern Ill.	2 9
						64 N	Lehigh	2 6	135 N	Presbyterian	3 2
						66 N	Arkansas	2 10	153 N	Akron	0 3
						84 H	Boston College	0 13	160 N	UMKC	4 5
						90 A	North Florida	1 8	161 N	Cleveland St.	2 12
						90 N	North Florida	6 7	171 N	Albany (NY)	3 4
						90 N	North Florida	3 2	171 N	Albany (NY)	0 2
									173 N	Middle Tenn.	0 7
									182 N	LIU Brooklyn	4 8
									182 N	LIU Brooklyn	0 5
									188 N	Bucknell	4 3
									206 N	Seton Hall	1 2
									208 N	Sacred Heart	4 5
									215 N	Princeton	9 5
									215 N	Princeton	1 9
									220 N	Yale	4 5
									232 N	Buffalo	1 6
									249 H	Colgate	3 2
									249 H	Colgate	6 5
									276 N	Alabama St.	1 10
									287 N	Hartford	8 2
			LAST 10 GAMES								
			249 H	Colgate	3 2	249 H	Colgate	6 5			
			206 N	Seton Hall	1 2	182 N	LIU Brooklyn	0 5			
			287 N	Hartford	8 2	188 N	Bucknell	4 3			
			64 N	Lehigh	2 6	64 N	Lehigh	1 9			
			220 N	Yale	4 5	120 N	Northern Ill.	2 9			

Non-Div. I Games:

Florida A&M

Average RPI Win:	199	WON-LOST RECORD	WINNING PCT. RANK	LAST 10 GAMES	STRENGTH OF SCHEDULE	OPP. STRENGTH OF SCHEDULE	TEAM RPI	ADJ RPI	CONF. RPI	ADJ CONF. RPI	
Average RPI Loss:	141										
DIV. I ONLY	5-12-0	.29412	228	2-8-0	257	167	249	.40347	246	21	21
DIV. I NON-CONF.	4-10-0	.28571	229	1-6-0	206	157	230	.42193	230	22	22
<hr/>											
TOTALS	RPI 1-25	RPI 26-50		W-L RECORDS	RPI 51-100		RPI 101-150		RPI 150+		
5-12-0	0-0-0	0-1-0		OVERALL	0-3-0		0-3-0		5-5-0		
0-0-0	0-0-0	0-0-0		HOME	0-0-0		0-0-0		0-0-0		
1-4-0	0-0-0	0-0-0		AWAY	0-1-0		0-1-0		1-2-0		
4-8-0	0-0-0	0-1-0		NEUTRAL	0-2-0		0-2-0		4-3-0		
<hr/>											
4-10-0	0-0-0	0-1-0		NON-CONFERENCE	0-3-0		0-3-0		4-3-0		
0-0-0	0-0-0	0-0-0		HOME	0-0-0		0-0-0		0-0-0		
0-2-0	0-0-0	0-0-		AWAY	0-1-0		0-1-0		0-0-0		
4-8-0	0-0-0	0-1-0		NEUTRAL	0-2-0		0-2-0		4-3-0		
<hr/>											
1-2-0	0-0-0	0-0-0		CONFERENCE	0-0-0		0-0-0		1-2-0		
0-0-0	0-0-0	0-0-0		HOME	0-0-0		0-0-0		0-0-0		
1-2-0	0-0-0	0-0-0		AWAY	0-0-0		0-0-0		1-2-0		
0-0-0	0-0-0	0-0-0		NEUTRAL	0-0-0		0-0-0		0-0-0		
<hr/>											
RPI S	Opponent	Score	RPI S	Opponent	Score	RPI S	Opponent	Score	RPI S	Opponent	Score
			40 N	Chattanooga	0 8	76 N	McNeese St.	3 5	108 A	Col. of Charleston	6 11
						97 A	Houston	4 5	110 N	Appalachian St.	0 2
						99 N	Iowa St.	0 2	124 N	Rutgers	5 8
									163 N	UNI	3 5
									167 N	Stephen F. Austin	6 4
									168 N	Winthrop	5 4
									182 N	LIU Brooklyn	2 3
									207 N	DePaul	9 2
									227 A	George Mason	1 7
									227 A	George Mason	0 5
									227 A	George Mason	9 2
									228 N	Bowling Green	7 6
									244 N	Canisius	1 2
<hr/>											
LAST 10 GAMES											
			227 A	George Mason	0 5	227 A	George Mason	9 2			
			227 A	George Mason	1 7	40 N	Chattanooga	0 8			
			182 N	LIU Brooklyn	2 3	124 N	Rutgers	5 8			
			99 N	Iowa St.	0 2	110 N	Appalachian St.	0 2			
			244 N	Canisius	1 2	168 N	Winthrop	5 4			

Non-Div. I Games:

Massachusetts

Average RPI Win:		201	WON-LOST		WINNING		LAST 10		STRENGTH OF		OPP. STRENGTH		TEAM		ADJ		CONF.		ADJ CONF.				
Average RPI Loss:		129	RECORD		PCT. RANK		GAMES		SCHEDULE		OF SCHEDULE		RPI		RPI		RPI		RPI				
DIV. I ONLY			7-21-0		.25	246	2-8-0		242		116		250		.40292	247	22		22				
DIV. I NON-CONF.			6-19-0		.24	248	1-6-0		224		103		248		.40828	244	21		20				
TOTALS		RPI 1-25		RPI 26-50		W-L RECORDS		RPI 51-100		RPI 101-150		RPI 150+											
7-21-0		0-1-0		0-3-0		OVERALL		0-6-0		0-1-0		7-10-0											
1-2-0		0-0-0		0-0-0		HOME		0-0-0		0-0-0		1-2-0											
0-3-0		0-0-0		0-1-0		AWAY		0-0-0		0-0-0		0-2-0											
6-16-0		0-1-0		0-2-0		NEUTRAL		0-6-0		0-1-0		6-6-0											
6-19-0		0-1-0		0-3-0		NON-CONFERENCE		0-6-0		0-1-0		6-8-0											
0-0-0		0-0-0		0-0-0		HOME		0-0-0		0-0-0		0-0-0											
0-3-0		0-0-0		0-0-		AWAY		0-0-0		0-0-0		0-2-0											
6-16-0		0-1-0		0-2-0		NEUTRAL		0-6-0		0-1-0		6-6-0											
1-2-0		0-0-0		0-0-0		CONFERENCE		0-0-0		0-0-0		1-2-0											
1-2-0		0-0-0		0-0-0		HOME		0-0-0		0-0-0		1-2-0											
0-0-0		0-0-0		0-0-0		AWAY		0-0-0		0-0-0		0-0-0											
0-0-0		0-0-0		0-0-0		NEUTRAL		0-0-0		0-0-0		0-0-0											
RPI	S	Opponent		Score		RPI	S	Opponent		Score		RPI	S	Opponent		Score							
12	N	UCLA		1	10	41	N	Fresno St.		1	6	57	N	CSUN		0	11	125	N	Wisconsin		1	2
						47	N	Cal St. Fullerton		3	6	59	N	San Jose St.		5	8	180	N	Utah Valley		5	8
						50	A	South Fla.		1	7	82	N	Hawaii		0	11	180	N	Utah Valley		10	0
												84	N	Boston College		0	3	186	A	Nevada		2	6
												86	N	Fordham		0	8	186	A	Nevada		0	8
												87	N	Mercer		4	14	186	N	Nevada		9	7
																		187	N	UTEP		5	8
																		187	N	UTEP		7	5
																		202	N	Villanova		2	3
																		203	H	Southern Utah		7	1
																		203	H	Southern Utah		3	5
																		203	H	Southern Utah		4	5
																		204	N	St. Mary's (CA)		6	2
																		204	N	St. Mary's (CA)		4	6
																		204	N	St. Mary's (CA)		1	2
																		222	N	Boise St.		10	6
																		222	N	Boise St.		3	9
																		224	N	Seattle		9	5
LAST 10 GAMES						LAST 10 GAMES						LAST 10 GAMES											
						203	H	Southern Utah		3	5	203	H	Southern Utah		7	1						
						203	H	Southern Utah		4	5	186	A	Nevada		0	8						
						204	N	St. Mary's (CA)		1	2	204	N	St. Mary's (CA)		6	2						
						186	A	Nevada		2	6	202	N	Villanova		2	3						
						204	N	St. Mary's (CA)		4	6	87	N	Mercer		4	14						

Non-Div. I Games:

Portland St.

Average RPI Win: 177		WON-LOST RECORD		WINNING PCT. RANK		LAST 10 GAMES		STRENGTH OF SCHEDULE		OPP. STRENGTH OF SCHEDULE		TEAM RPI		ADJ RPI		CONF. RPI		ADJ CONF. RPI			
DIV. I ONLY		3-12-0		.2 263		2-8-0		191		194		251		.40263 248		27		27			
DIV. I NON-CONF.		3-12-0		.2 260		2-8-0		191		195		253		.40263 250		27		27			
TOTALS		RPI 1-25		RPI 26-50		W-L RECORDS		RPI 51-100		RPI 101-150		RPI 150+									
3-12-0		0-0-0		0-1-0		OVERALL		1-2-0		0-6-0		2-3-0									
0-0-0		0-0-0		0-0-0		HOME		0-0-0		0-0-0		0-0-0									
1-5-0		0-0-0		0-0-0		AWAY		1-2-0		0-3-0		0-0-0									
2-7-0		0-0-0		0-1-0		NEUTRAL		0-0-0		0-3-0		2-3-0									
3-12-0		0-0-0		0-1-0		NON-CONFERENCE		1-2-0		0-6-0		2-3-0									
0-0-0		0-0-0		0-0-0		HOME		0-0-0		0-0-0		0-0-0									
1-5-0		0-0-0		0-0-		AWAY		1-2-0		0-3-0		0-0-0									
2-7-0		0-0-0		0-1-0		NEUTRAL		0-0-0		0-3-0		2-3-0									
0-0-0		0-0-0		0-0-0		CONFERENCE		0-0-0		0-0-0		0-0-0									
0-0-0		0-0-0		0-0-0		HOME		0-0-0		0-0-0		0-0-0									
0-0-0		0-0-0		0-0-0		AWAY		0-0-0		0-0-0		0-0-0									
0-0-0		0-0-0		0-0-0		NEUTRAL		0-0-0		0-0-0		0-0-0									
RPI	S	Opponent		Score		RPI	S	Opponent		Score		RPI	S	Opponent		Score					
				39	N	Virginia Tech		0	8	82	A	Hawaii		3	4	109	N	FIU		0	7
										82	A	Hawaii		7	6	119	A	San Diego		0	6
										82	A	Hawaii		1	5	119	A	San Diego		2	4
																119	A	San Diego		2	3
																149	N	Western Ill.		2	3
																149	N	Western Ill.		2	3
																163	N	UNI		4	3
																179	N	St. Bonaventure		2	5
																185	N	UMass Lowell		5	6
																195	N	Eastern Mich.		0	6
																286	N	Siena		14	6
LAST 10 GAMES																					
				119	A	San Diego		0	6	119	A	San Diego		2	3						
				119	A	San Diego		2	4	82	A	Hawaii		3	4						
						82	A	Hawaii		7	6	149	N	Western Ill.		2	3				
						82	A	Hawaii		1	5	39	N	Virginia Tech		0	8				
				179	N	St. Bonaventure		2	5	163	N	UNI		4	3						

Non-Div. I Games:

Columbia

Average RPI Win: 239		WON-LOST	WINNING	LAST 10	STRENGTH OF	OPP. STRENGTH	TEAM	ADJ	CONF.	ADJ CONF.							
Average RPI Loss: 135		RECORD	PCT. RANK	GAMES	SCHEDULE	OF SCHEDULE	RPI	RPI	RPI	RPI							
DIV. I ONLY		4-9-0	.30769	222	4-6-0	253	212	247	.40241	249	28	28					
DIV. I NON-CONF.		4-9-0	.30769	219	4-6-0	254	214	251	.40241	251	28	28					
<hr/>																	
TOTALS		RPI 1-25		RPI 26-50		W-L RECORDS		RPI 51-100		RPI 101-150		RPI 150+					
4-9-0		0-1-0		0-0-0		OVERALL		0-3-0		0-1-0		4-4-0					
0-0-0		0-0-0		0-0-0		HOME		0-0-0		0-0-0		0-0-0					
0-4-0		0-1-0		0-0-0		AWAY		0-0-0		0-1-0		0-2-0					
4-5-0		0-0-0		0-0-0		NEUTRAL		0-3-0		0-0-0		4-2-0					
<hr/>																	
4-9-0		0-1-0		0-0-0		NON-CONFERENCE		0-3-0		0-1-0		4-4-0					
0-0-0		0-0-0		0-0-0		HOME		0-0-0		0-0-0		0-0-0					
0-4-0		0-1-0		0-0-		AWAY		0-0-0		0-1-0		0-2-0					
4-5-0		0-0-0		0-0-0		NEUTRAL		0-3-0		0-0-0		4-2-0					
<hr/>																	
0-0-0		0-0-0		0-0-0		CONFERENCE		0-0-0		0-0-0		0-0-0					
0-0-0		0-0-0		0-0-0		HOME		0-0-0		0-0-0		0-0-0					
0-0-0		0-0-0		0-0-0		AWAY		0-0-0		0-0-0		0-0-0					
0-0-0		0-0-0		0-0-0		NEUTRAL		0-0-0		0-0-0		0-0-0					
<hr/>																	
RPI	S	Opponent		Score		RPI	S	Opponent		Score		RPI	S	Opponent		Score	
6	A	Florida St.		0	8												

Non-Div. I Games:

Colgate

Average RPI Win:		225	WON-LOST RECORD		WINNING PCT. RANK		LAST 10 GAMES		STRENGTH OF SCHEDULE		OPP. STRENGTH OF SCHEDULE		TEAM RPI		ADJ RPI		CONF. RPI		ADJ CONF. RPI	
DIV. I ONLY			5-12-0		.29412 228		2-8-0		252		196		248		.40132 250		23		23	
DIV. I NON-CONF.			3-9-0		.25 243		0-5-0		276		164		265		.3737 265		23		23	
TOTALS		RPI 1-25		RPI 26-50		W-L RECORDS		RPI 51-100		RPI 101-150		RPI 150+								
5-12-0		0-2-0		0-0-0		OVERALL		0-2-0		1-4-0		4-4-0								
1-3-0		0-0-0		0-0-0		HOME		0-0-0		0-2-0		1-1-0								
2-4-0		0-2-0		0-0-0		AWAY		0-1-0		1-1-0		1-0-0								
2-5-0		0-0-0		0-0-0		NEUTRAL		0-1-0		0-1-0		2-3-0								
3-9-0		0-2-0		0-0-0		NON-CONFERENCE		0-2-0		0-3-0		3-2-0								
0-2-0		0-0-0		0-0-0		HOME		0-0-0		0-2-0		0-0-0								
1-3-0		0-2-0		0-0-		AWAY		0-1-0		0-0-0		1-0-0								
2-4-0		0-0-0		0-0-0		NEUTRAL		0-1-0		0-1-0		2-2-0								
2-3-0		0-0-0		0-0-0		CONFERENCE		0-0-0		1-1-0		1-2-0								
1-1-0		0-0-0		0-0-0		HOME		0-0-0		0-0-0		1-1-0								
1-1-0		0-0-0		0-0-0		AWAY		0-0-0		1-1-0		0-0-0								
0-1-0		0-0-0		0-0-0		NEUTRAL		0-0-0		0-0-0		0-1-0								
RPI	S	Opponent		Score		RPI	S	Opponent		Score		RPI	S	Opponent		Score				
10	A	Missouri		1	10							126	N	Saint Louis		7	8			
10	A	Missouri		1	2							83	A	La.-Monroe		3	11			
												147	H	Indiana St.		4	9			
												147	H	Indiana St.		5	9			
												148	A	Tennessee Tech		6	4			
												148	A	Tennessee Tech		0	3			
												157	H	UT Martin		9	6			
												157	H	UT Martin		3	6			
												157	N	UT Martin		1	2			
												238	A	Southeastern La.		10	8			
												276	N	Alabama St.		7	12			
												276	N	Alabama St.		5	8			
												291	N	Grambling		10	8			
												291	N	Grambling		11	7			
LAST 10 GAMES																				
148 A Tennessee Tech						6	4	148 A Tennessee Tech						0	3					
147 H Indiana St.						4	9	10 A Missouri						1	10					
147 H Indiana St.						5	9	10 A Missouri						1	2					
157 H UT Martin						9	6	66 N Arkansas						2	5					
157 H UT Martin						3	6	157 N UT Martin						1	2					

Non-Div. I Games:

Southeast Mo. St.

B
e
l
m
o
n
t

Belmont

Average RPI Win: 268		WON-LOST RECORD		WINNING PCT. RANK		LAST 10 GAMES		STRENGTH OF SCHEDULE		OPP. STRENGTH OF SCHEDULE		TEAM RPI		ADJ RPI		CONF. RPI		ADJ CONF. RPI	
DIV. I ONLY		5-21-0		.19231	267	3-7-0		162		265		253		.3958	252	32		32	
DIV. I NON-CONF.		5-21-0		.19231	263	3-7-0		166		273		256		.3958	255	32		32	
TOTALS		RPI 1-25		RPI 26-50		W-L RECORDS		RPI 51-100		RPI 101-150		RPI 150+							
5-21-0		0-2-0		0-1-0		OVERALL		0-5-0		0-4-0		5-9-0							
0-0-0		0-0-0		0-0-0		HOME		0-0-0		0-0-0		0-0-0							
0-8-0		0-2-0		0-1-0		AWAY		0-0-0		0-2-0		0-3-0							
5-13-0		0-0-0		0-0-0		NEUTRAL		0-5-0		0-2-0		5-6-0							
5-21-0		0-2-0		0-1-0		NON-CONFERENCE		0-5-0		0-4-0		5-9-0							
0-0-0		0-0-0		0-0-0		HOME		0-0-0		0-0-0		0-0-0							
0-8-0		0-2-0		0-0-		AWAY		0-0-0		0-2-0		0-3-0							
5-13-0		0-0-0		0-0-0		NEUTRAL		0-5-0		0-2-0		5-6-0							
0-0-0		0-0-0		0-0-0		CONFERENCE		0-0-0		0-0-0		0-0-0							
0-0-0		0-0-0		0-0-0		HOME		0-0-0		0-0-0		0-0-0							
0-0-0		0-0-0		0-0-0		AWAY		0-0-0		0-0-0		0-0-0							
0-0-0		0-0-0		0-0-0		NEUTRAL		0-0-0		0-0-0		0-0-0							
RPI	S	Opponent		Score		RPI	S	Opponent		Score		RPI	S	Opponent		Score			
14	A	La.-Lafayette		0	20	27	A	Mississippi St.		0	8	92	N	Tulsa		3	18		
14	A	La.-Lafayette		0	15							92	N	Tulsa		1	13		
												92	N	Tulsa		0	7		
												94	N	Idaho St.		0	16		
												94	N	Idaho St.		0	6		
												118	N	Central Ark.		2	11		
												126	N	Saint Louis		1	9		
												129	A	Texas Tech		4	16		
												129	A	Texas Tech		0	8		
												173	N	Middle Tenn.		0	14		
												173	N	Middle Tenn.		2	13		
												196	N	Nicholls St.		1	9		
												196	N	Nicholls St.		1	8		
												216	A	Southern Miss.		2	3		
												216	A	Southern Miss.		2	5		
												216	A	Southern Miss.		3	11		
												253	N	Savannah St.		3	2		
												257	N	Tennessee St.		8	7		
												259	N	N.C. Central		7	8		
												272	N	Incarnate Word		5	1		
												274	N	Austin Peay		6	5		
												274	N	Austin Peay		5	12		
												283	N	Morgan St.		6	4		
LAST 10 GAMES																			
												92	N	Tulsa		1	13		
												92	N	Tulsa		0	7		
												129	A	Texas Tech		4	16		
												259	N	N.C. Central		7	8		
												92	N	Tulsa		3	18		
												283	N	Morgan St.		6	4		
												257	N	Tennessee St.		8	7		
												196	N	Nicholls St.		1	8		

Non-Div. I Games:

Mississippi Val.

Average RPI Win:		273	WON-LOST RECORD		WINNING PCT. RANK		LAST 10 GAMES		STRENGTH OF SCHEDULE		OPP. STRENGTH OF SCHEDULE		TEAM RPI		ADJ RPI		CONF. RPI		ADJ CONF. RPI				
DIV. I ONLY			7-14-0		.33333 201		3-7-0		269		231		255		.39505 253		31		31				
DIV. I NON-CONF.			4-13-0		.23529 250		2-6-0		220		165		252		.40193 252		31		31				
TOTALS		RPI 1-25		RPI 26-50				W-L RECORDS				RPI 51-100				RPI 101-150				RPI 150+			
7-14-0		0-2-0		0-2-0				OVERALL				0-2-0				0-4-0				7-4-0			
3-1-0		0-0-0		0-0-0				HOME				0-0-0				0-0-0				3-1-0			
0-10-0		0-2-0		0-2-0				AWAY				0-2-0				0-4-0				0-0-0			
4-3-0		0-0-0		0-0-0				NEUTRAL				0-0-0				0-0-0				4-3-0			
4-13-0		0-2-0		0-2-0				NON-CONFERENCE				0-2-0				0-4-0				4-3-0			
0-0-0		0-0-0		0-0-0				HOME				0-0-0				0-0-0				0-0-0			
0-10-0		0-2-0		0-0-				AWAY				0-2-0				0-4-0				0-0-0			
4-3-0		0-0-0		0-0-0				NEUTRAL				0-0-0				0-0-0				4-3-0			
3-1-0		0-0-0		0-0-0				CONFERENCE				0-0-0				0-0-0				3-1-0			
3-1-0		0-0-0		0-0-0				HOME				0-0-0				0-0-0				3-1-0			
0-0-0		0-0-0		0-0-0				AWAY				0-0-0				0-0-0				0-0-0			
0-0-0		0-0-0		0-0-0				NEUTRAL				0-0-0				0-0-0				0-0-0			
RPI	S	Opponent		Score		RPI	S	Opponent		Score		RPI	S	Opponent		Score		RPI	S	Opponent		Score	
19	A	Georgia		0	8	34	A	Georgia St.		8	16	87	A	Mercer		3	5	114	A	Jacksonville		9	10
19	A	Georgia		3	15	34	A	Georgia St.		5	14	87	A	Mercer		2	7	114	A	Jacksonville		8	12
																		117	A	Georgia Tech		7	15
																		117	A	Georgia Tech		0	18
																		170	N	Campbell		5	11
																		241	N	Abilene Christian		11	8
																		252	N	Mississippi Val.		2	3
																		254	N	Jackson St.		1	4
																		262	H	Howard		8	7
																		262	H	Howard		12	4
																		276	N	Alabama St.		8	5
																		290	N	Alabama A&M		7	3
																		291	N	Grambling		7	1
																		292	H	UMES		12	2
																		292	H	UMES		9	12
LAST 10 GAMES																							
																		87	A	Mercer		2	7
																		292	H	UMES		12	2
																		292	H	UMES		9	12
																		19	A	Georgia		0	8
																		19	A	Georgia		3	15
																		87	A	Mercer		3	5
																		252	N	Mississippi Val.		2	3
																		254	N	Jackson St.		1	4
																		290	N	Alabama A&M		7	3
																		291	N	Grambling		7	1

Non-Div. I Games:

Savannah St.

Average RPI Win: 228		WON-LOST RECORD		WINNING PCT. RANK		LAST 10 GAMES		STRENGTH OF SCHEDULE		OPP. STRENGTH OF SCHEDULE		TEAM RPI		ADJ RPI		CONF. RPI		ADJ CONF. RPI	
DIV. I ONLY		7-15-0		.31818 213		4-5-0		235		269		246		.39415 254		32		32	
DIV. I NON-CONF.		7-15-0		.31818 207		4-5-0		238		275		250		.39415 256		32		32	
TOTALS		RPI 1-25		RPI 26-50		W-L RECORDS		RPI 51-100		RPI 101-150		RPI 150+							
7-15-0		0-2-0		0-0-0		OVERALL		1-1-0		0-4-0		6-8-0							
1-4-0		0-0-0		0-0-0		HOME		0-1-0		0-1-0		1-2-0							
0-2-0		0-0-0		0-0-0		AWAY		0-0-0		0-2-0		0-0-0							
6-9-0		0-2-0		0-0-0		NEUTRAL		1-0-0		0-1-0		5-6-0							
7-15-0		0-2-0		0-0-0		NON-CONFERENCE		1-1-0		0-4-0		6-8-0							
1-4-0		0-0-0		0-0-0		HOME		0-1-0		0-1-0		1-2-0							
0-2-0		0-0-0		0-0-		AWAY		0-0-0		0-2-0		0-0-0							
6-9-0		0-2-0		0-0-0		NEUTRAL		1-0-0		0-1-0		5-6-0							
0-0-0		0-0-0		0-0-0		CONFERENCE		0-0-0		0-0-0		0-0-0							
0-0-0		0-0-0		0-0-0		HOME		0-0-0		0-0-0		0-0-0							
0-0-0		0-0-0		0-0-0		AWAY		0-0-0		0-0-0		0-0-0							
0-0-0		0-0-0		0-0-0		NEUTRAL		0-0-0		0-0-0		0-0-0							
RPI	S	Opponent		Score		RPI	S	Opponent		Score		RPI	S	Opponent		Score			
25	N	Baylor		0	9			89	H	Louisiana Tech		3	5	112	A	Northwestern St.		2	12
25	N	Baylor		0	14			97	N	Houston		4	3	112	A	Northwestern St.		0	8
														126	H	Saint Louis		8	9
														141	N	Eastern Ky.		0	1
														184	N	Lamar		2	9
														196	N	Nicholls St.		11	14
														216	N	Southern Miss.		4	7
														216	N	Southern Miss.		3	2
														233	H	Morehead St.		4	1
														233	H	Morehead St.		5	11
														251	H	Belmont		3	7
														253	N	Savannah St.		4	1
														257	N	Tennessee St.		10	9
														259	N	N.C. Central		1	3
														260	N	Houston Baptist		7	4
														272	N	Incarnate Word		5	7
														272	N	Incarnate Word		3	6
														283	N	Morgan St.		2	1
LAST 10 GAMES																			
253	N	Savannah St.		4	1	283	N	Morgan St.		2	1								
259	N	N.C. Central		1	3	196	N	Nicholls St.		11	14								
257	N	Tennessee St.		10	9	272	N	Incarnate Word		5	7								
272	N	Incarnate Word		3	6	251	H	Belmont		3	7								
216	N	Southern Miss.		3	2	233	H	Morehead St.		5	11								
Non-Div. I Games:		Belhaven		7	2	Faulkner		0	1	Belhaven		7	16	Jackson St.					

Average RPI Win:	256	WON-LOST	WINNING	LAST 10	STRENGTH OF	OPP. STRENGTH	TEAM	ADJ	CONF.	ADJ CONF.			
Average RPI Loss:	147	RECORD	PCT. RANK	GAMES	SCHEDULE	OF SCHEDULE	RPI	RPI	RPI	RPI			
DIV. I ONLY	7-16-0	.30435	223	4-6-0	260	256	257	.3935	255	29	29		
DIV. I NON-CONF.	6-14-0	.3	223	3-4-0	256	257	255	.39772	254	29	29		
<hr/>													
TOTALS	RPI 1-25	RPI 26-50		W-L RECORDS		RPI 51-100		RPI 101-150		RPI 150+			
7-16-0	0-0-0	0-0-0		OVERALL		0-5-0		0-3-0		7-8-0			
1-2-0	0-0-0	0-0-0		HOME		0-0-0		0-0-0		1-2-0			
0-6-0	0-0-0	0-0-0		AWAY		0-4-0		0-2-0		0-0-0			
6-8-0	0-0-0	0-0-0		NEUTRAL		0-1-0		0-1-0		6-6-0			
<hr/>													
6-14-0	0-0-0	0-0-0		NON-CONFERENCE		0-5-0		0-3-0		6-6-0			
0-0-0	0-0-0	0-0-0		HOME		0-0-0		0-0-0		0-0-0			
0-6-0	0-0-0	0-0-		AWAY		0-4-0		0-2-0		0-0-0			
6-8-0	0-0-0	0-0-0		NEUTRAL		0-1-0		0-1-0		6-6-0			
<hr/>													
1-2-0	0-0-0	0-0-0		CONFERENCE		0-0-0		0-0-0		1-2-0			
1-2-0	0-0-0	0-0-0		HOME		0-0-0		0-0-0		1-2-0			
0-0-0	0-0-0	0-0-0		AWAY		0-0-0		0-0-0		0-0-0			
0-0-0	0-0-0	0-0-0		NEUTRAL		0-0-0		0-0-0		0-0-0			
<hr/>													
RPI	S	Opponent	Score	RPI	S	Opponent	Score	RPI	S	Opponent	Score		
				58 A Samford				5	6	105 N Drake		0	8
				58 A Samford				1	12	127 A Colorado St.		3	8
				65 N Jacksonville St.				4	5	127 A Colorado St.		4	5
				87 A Mercer				4	12	171 N Albany (NY)		5	6
				87 A Mercer				4	5	171 N Albany (NY)		9	2
										172 N Omaha		2	11
										172 N Omaha		1	13
										188 N Bucknell		2	6
										221 H Green Bay		7	12
										221 H Green Bay		10	2
										221 H Green Bay		2	7
										231 N South Dakota		1	9
										260 N Houston Baptist		8	13
										276 N Alabama St.		8	2
										277 N IPFW		10	2
										277 N IPFW		9	1
										285 N Saint Peter's		10	5
										288 N Niagara		4	2
<hr/>													
				LAST 10 GAMES									
221 H Green Bay				7	12	221 H Green Bay				10	2		
221 H Green Bay				2	7	171 N Albany (NY)				5	6		
285 N Saint Peter's				10	5	171 N Albany (NY)				9	2		
231 N South Dakota				1	9	188 N Bucknell				2	6		
288 N Niagara				4	2	127 A Colorado St.				3	8		

Non-Div. I Games:

Valparaiso

Hampton

Hampton

Hampton

Average RPI Win:		252	WON-LOST RECORD		WINNING PCT. RANK	LAST 10 GAMES		STRENGTH OF SCHEDULE		OPP. STRENGTH OF SCHEDULE	TEAM RPI	ADJ RPI	CONF. RPI	ADJ CONF. RPI			
Average RPI Loss:		138															
DIV. I ONLY			9-18-0		.33333	201	2-8-0		270	223	256	.39007	257	23	23		
DIV. I NON-CONF.			7-13-0		.35	191	0-3-0		280	190	258	.38926	259	23	23		
TOTALS		RPI 1-25		RPI 26-50		W-L RECORDS		RPI 51-100		RPI 101-150		RPI 150+					
9-18-0		0-1-0		0-2-0		OVERALL		0-3-0		2-7-0		7-5-0					
4-6-0		0-0-0		0-0-0		HOME		0-2-0		1-2-0		3-2-0					
1-4-0		0-1-0		0-1-0		AWAY		0-0-0		0-2-0		1-0-0					
4-8-0		0-0-0		0-1-0		NEUTRAL		0-1-0		1-3-0		3-3-0					
7-13-0		0-1-0		0-2-0		NON-CONFERENCE		0-3-0		1-3-0		6-4-0					
2-3-0		0-0-0		0-0-0		HOME		0-2-0		0-0-0		2-1-0					
1-2-0		0-1-0		0-0-		AWAY		0-0-0		0-0-0		1-0-0					
4-8-0		0-0-0		0-1-0		NEUTRAL		0-1-0		1-3-0		3-3-0					
2-5-0		0-0-0		0-0-0		CONFERENCE		0-0-0		1-4-0		1-1-0					
2-3-0		0-0-0		0-0-0		HOME		0-0-0		1-2-0		1-1-0					
0-2-0		0-0-0		0-0-0		AWAY		0-0-0		0-2-0		0-0-0					
0-0-0		0-0-0		0-0-0		NEUTRAL		0-0-0		0-0-0		0-0-0					
RPI	S	Opponent		Score		RPI	S	Opponent		Score		RPI	S	Opponent		Score	
2	A	LSU		0 10		26	N	South Ala.		3 6		52	N	Marshall		1 9	
						32	A	South Carolina		0 8		75	H	Lipscomb		1 13	
												75	H	Lipscomb		1 10	
												103	A	Murray St.		1 10	
												103	A	Murray St.		1 9	
												118	N	Central Ark.		0 7	
												140	N	Charleston So.		0 7	
												148	H	Tennessee Tech		6 1	
												148	H	Tennessee Tech		0 10	
												148	H	Tennessee Tech		0 10	
												150	N	Memphis		4 1	
												150	N	Memphis		1 5	
												252	N	Mississippi Val.		7 8	
												254	N	Jackson St.		9 10	
												263	H	Northern Ky.		8 4	
												263	H	Northern Ky.		4 10	
												272	N	Incarnate Word		2 3	
												274	H	Austin Peay		8 7	
												274	H	Austin Peay		13 14	
												276	N	Alabama St.		8 4	
												290	A	Alabama A&M		13 11	
												290	H	Alabama A&M		6 4	
												290	N	Alabama A&M		11 10	
												291	N	Grambling		12 6	
LAST 10 GAMES																	
						103	A	Murray St.		1 9		103	A	Murray St.		1 10	
						274	H	Austin Peay		13 14		148	H	Tennessee Tech		0 10	
						274	H	Austin Peay		8 7		148	H	Tennessee Tech		6 1	
						75	H	Lipscomb		1 13		148	H	Tennessee Tech		0 10	
						75	H	Lipscomb		1 10		263	H	Northern Ky.		4 10	

Non-Div. I Games:

Tennessee St.

Average RPI Win: 241		WON-LOST	WINNING	LAST 10	STRENGTH OF		OPP. STRENGTH	TEAM	ADJ	CONF.	ADJ CONF.
Average RPI Loss: 150		RECORD	PCT. RANK	GAMES	SCHEDULE		OF SCHEDULE	RPI	RPI	RPI	RPI
DIV. I ONLY		2-9-0	.18182	273	2-8-0		210	225	260	.38734	258
DIV. I NON-CONF.		1-8-0	.11111	276	1-7-0		105	254	254	.39851	253
TOTALS		RPI 1-25	RPI 26-50		W-L RECORDS		RPI 51-100		RPI 101-150		RPI 150+
2-9-0		0-1-0	0-1-0		OVERALL		0-0-0		0-2-0		2-5-0
0-0-0		0-0-0	0-0-0		HOME		0-0-0		0-0-0		0-0-0
0-2-0		0-1-0	0-0-0		AWAY		0-0-0		0-0-0		0-1-0
2-7-0		0-0-0	0-1-0		NEUTRAL		0-0-0		0-2-0		2-4-0
1-8-0		0-1-0	0-1-0		NON-CONFERENCE		0-0-0		0-2-0		1-4-0
0-0-0		0-0-0	0-0-0		HOME		0-0-0		0-0-0		0-0-0
0-2-0		0-1-0	0-0-		AWAY		0-0-0		0-0-0		0-1-0
1-6-0		0-0-0	0-1-0		NEUTRAL		0-0-0		0-2-0		1-3-0
1-1-0		0-0-0	0-0-0		CONFERENCE		0-0-0		0-0-0		1-1-0
0-0-0		0-0-0	0-0-0		HOME		0-0-0		0-0-0		0-0-0
0-0-0		0-0-0	0-0-0		AWAY		0-0-0		0-0-0		0-0-0
1-1-0		0-0-0	0-0-0		NEUTRAL		0-0-0		0-0-0		1-1-0
RPI S	Opponent	Score		RPI S	Opponent	Score		RPI S	Opponent	Score	
24 A	UCF	2	10	35 N	James Madison	2	8	104 N	Creighton	1	4
								121 N	Butler	3	4
								170 A	Campbell	1	2
								205 N	Ill.-Chicago	0	9
								226 N	Monmouth	2	3
								226 N	Monmouth	9	4
								231 N	South Dakota	6	7
								233 N	Morehead St.	4	5
								256 N	Hampton	6	0
				LAST 10 GAMES							
				226 N	Monmouth	9	4	121 N	Butler	3	4
				205 N	Ill.-Chicago	0	9	231 N	South Dakota	6	7
				35 N	James Madison	2	8	104 N	Creighton	1	4
				24 A	UCF	2	10	233 N	Morehead St.	4	5
				256 N	Hampton	6	0	226 N	Monmouth	2	3

Non-Div. I Games:

Fairfield

Average RPI Win:		271	WON-LOST RECORD		WINNING PCT. RANK		LAST 10 GAMES		STRENGTH OF SCHEDULE		OPP. STRENGTH OF SCHEDULE		TEAM RPI		ADJ RPI		CONF. RPI		ADJ CONF. RPI	
Average RPI Loss:		172																		
DIV. I ONLY			12-12-0		.5		127		5-5-0		290		280		258		.38658		259	
DIV. I NON-CONF.			7-11-0		.38889		174		3-5-0		282		262		259		.39075		258	
TOTALS		RPI 1-25		RPI 26-50		W-L RECORDS		RPI 51-100		RPI 101-150		RPI 150+								
12-12-0		0-1-0		0-0-0		OVERALL		0-3-0		0-0-0		12-8-0								
6-2-0		0-1-0		0-0-0		HOME		0-0-0		0-0-0		6-1-0								
0-5-0		0-0-0		0-0-0		AWAY		0-1-0		0-0-0		0-4-0								
6-5-0		0-0-0		0-0-0		NEUTRAL		0-2-0		0-0-0		6-3-0								
7-11-0		0-1-0		0-0-0		NON-CONFERENCE		0-3-0		0-0-0		7-7-0								
1-2-0		0-1-0		0-0-0		HOME		0-0-0		0-0-0		1-1-0								
0-4-0		0-0-0		0-0-		AWAY		0-1-0		0-0-0		0-3-0								
6-5-0		0-0-0		0-0-0		NEUTRAL		0-2-0		0-0-0		6-3-0								
5-1-0		0-0-0		0-0-0		CONFERENCE		0-0-0		0-0-0		5-1-0								
5-0-0		0-0-0		0-0-0		HOME		0-0-0		0-0-0		5-0-0								
0-1-0		0-0-0		0-0-0		AWAY		0-0-0		0-0-0		0-1-0								
0-0-0		0-0-0		0-0-0		NEUTRAL		0-0-0		0-0-0		0-0-0								
RPI	S	Opponent		Score		RPI	S	Opponent		Score		RPI	S	Opponent		Score				
17	H	Notre Dame		0 9								172	A	Omaha		1 7				
								54 N Kent St.		1 5		194	A	Gardner-Webb		2 8				
								69 N Saint Francis (PA)		0 5		194	A	Gardner-Webb		2 6				
								78 A Elon		1 6		215	N	Princeton		6 7				
												239	N	Virginia		5 4				
												243	H	Marist		4 9				
												243	H	Marist		5 1				
												252	N	Mississippi Val.		8 7				
												254	N	Jackson St.		3 1				
												265	A	Delaware St.		8 16				
												265	H	Delaware St.		12 11				
												269	N	Rider		1 11				
												269	N	Rider		5 4				
												270	N	Quinnipiac		13 10				
												290	N	Alabama A&M		3 4				
												291	N	Grambling		2 0				
												292	H	UMES		9 0				
												292	H	UMES		8 3				
												295	H	Norfolk St.		1 0				
												295	H	Norfolk St.		10 2				
LAST 10 GAMES																				
						269	N	Rider		5 4		270	N	Quinnipiac		13 10				
						69	N	Saint Francis (PA)		0 5		292	H	UMES		9 0				
						215	N	Princeton		6 7		292	H	UMES		8 3				
						269	N	Rider		1 11		243	H	Marist		5 1				
						54	N	Kent St.		1 5		243	H	Marist		4 9				

Non-Div. I Games:

N.C. Central

Average RPI Win: 267		WON-LOST RECORD		WINNING PCT. RANK		LAST 10 GAMES		STRENGTH OF SCHEDULE		OPP. STRENGTH OF SCHEDULE		TEAM RPI		ADJ RPI		CONF. RPI		ADJ CONF. RPI	
DIV. I ONLY		6-19-0		.24 254		0-10-0		241		258		261		.38476 260		24		24	
DIV. I NON-CONF.		5-10-0		.33333 199		0-1-0		287		238		274		.36451 272		24		24	
TOTALS		RPI 1-25		RPI 26-50		W-L RECORDS		RPI 51-100		RPI 101-150		RPI 150+							
6-19-0		0-0-0		0-0-0		OVERALL		0-6-0		0-6-0		6-7-0							
0-4-0		0-0-0		0-0-0		HOME		0-0-0		0-3-0		0-1-0							
1-9-0		0-0-0		0-0-0		AWAY		0-6-0		0-0-0		1-3-0							
5-6-0		0-0-0		0-0-0		NEUTRAL		0-0-0		0-3-0		5-3-0							
5-10-0		0-0-0		0-0-0		NON-CONFERENCE		0-3-0		0-3-0		5-4-0							
0-1-0		0-0-0		0-0-0		HOME		0-0-0		0-0-0		0-1-0							
0-3-0		0-0-0		0-0-		AWAY		0-3-0		0-0-0		0-0-0							
5-6-0		0-0-0		0-0-0		NEUTRAL		0-0-0		0-3-0		5-3-0							
1-9-0		0-0-0		0-0-0		CONFERENCE		0-3-0		0-3-0		1-3-0							
0-3-0		0-0-0		0-0-0		HOME		0-0-0		0-3-0		0-0-0							
1-6-0		0-0-0		0-0-0		AWAY		0-3-0		0-0-0		1-3-0							
0-0-0		0-0-0		0-0-0		NEUTRAL		0-0-0		0-0-0		0-0-0							
RPI	S	Opponent		Score	RPI	S	Opponent		Score	RPI	S	Opponent		Score	RPI	S	Opponent		Score
							58	A	Samford	3	4		109	N	FIU	0	7		
							76	A	McNeese St.	1	9		112	H	Northwestern St.	4	15		
							76	A	McNeese St.	0	7		112	H	Northwestern St.	4	6		
							76	A	McNeese St.	0	10		112	H	Northwestern St.	1	14		
							97	A	Houston	3	19		113	N	FGCU	4	6		
							97	A	Houston	5	12		141	N	Eastern Ky.	2	4		
												156	N	Liberty	3	11			
												184	A	Lamar	0	11			
												184	A	Lamar	3	8			
												184	A	Lamar	2	4			
												216	N	Southern Miss.	3	12			
												238	A	Southeastern La.	14	0			
												254	N	Jackson St.	4	7			
												255	N	Valparaiso	13	8			
												276	N	Alabama St.	6	3			
												276	N	Alabama St.	6	5			
												278	N	Ark.-Pine Bluff	9	4			
												278	N	Ark.-Pine Bluff	8	0			
												284	H	Texas Southern	1	6			
LAST 10 GAMES																			
							76	A	McNeese St.	1	9		76	A	McNeese St.	0	7		
							76	A	McNeese St.	0	10		184	A	Lamar	3	8		
							112	H	Northwestern St.	4	6		184	A	Lamar	0	11		
							112	H	Northwestern St.	4	15		184	A	Lamar	2	4		
							112	H	Northwestern St.	1	14		97	A	Houston	5	12		

Non-Div. I Games:

Houston Baptist

Average RPI Win: 230		WON-LOST RECORD	WINNING PCT. RANK	LAST 10 GAMES	STRENGTH OF SCHEDULE	OPP. STRENGTH OF SCHEDULE	TEAM RPI	ADJ RPI		CONF. RPI	ADJ CONF. RPI					
Average RPI Loss: 202																
DIV. I ONLY		3-8-0	.27273 238	3-7-0	228	291	259	.38438	261	27	27					
DIV. I NON-CONF.		3-8-0	.27273 234	3-7-0	232	290	260	.38438	261	27	27					
<hr/>																
TOTALS		RPI 1-25		RPI 26-50		W-L RECORDS		RPI 51-100		RPI 101-150		RPI 150+				
3-8-0		0-0-0		0-0-0		OVERALL		0-1-0		0-0-0		3-7-0				
0-0-0		0-0-0		0-0-0		HOME		0-0-0		0-0-0		0-0-0				
2-2-0		0-0-0		0-0-0		AWAY		0-0-0		0-0-0		2-2-0				
1-6-0		0-0-0		0-0-0		NEUTRAL		0-1-0		0-0-0		1-5-0				
3-8-0		0-0-0		0-0-0		NON-CONFERENCE		0-1-0		0-0-0		3-7-0				
0-0-0		0-0-0		0-0-0		HOME		0-0-0		0-0-0		0-0-0				
2-2-0		0-0-0		0-0-		AWAY		0-0-0		0-0-0		2-2-0				
1-6-0		0-0-0		0-0-0		NEUTRAL		0-1-0		0-0-0		1-5-0				
0-0-0		0-0-0		0-0-0		CONFERENCE		0-0-0		0-0-0		0-0-0				
0-0-0		0-0-0		0-0-0		HOME		0-0-0		0-0-0		0-0-0				
0-0-0		0-0-0		0-0-0		AWAY		0-0-0		0-0-0		0-0-0				
0-0-0		0-0-0		0-0-0		NEUTRAL		0-0-0		0-0-0		0-0-0				
RPI	S	Opponent		Score		RPI	S	Opponent		Score						
						69	N	Saint Francis (PA)		0	4					
										166	A	Delaware	4	5		
										166	A	Delaware	5	2		
										188	N	Bucknell	0	9		
										188	N	Bucknell	4	7		
										242	N	Army	10	11		
										242	N	Army	3	5		
										244	N	Canisius	3	12		
										244	N	Canisius	7	6		
										279	A	Mt. St. Mary's	9	7		
										279	A	Mt. St. Mary's	5	8		
<hr/>																
LAST 10 GAMES																
						279	A	Mt. St. Mary's		9	7	279	A	Mt. St. Mary's	5	8
						166	A	Delaware		5	2	244	N	Canisius	7	6
						166	A	Delaware		4	5	188	N	Bucknell	0	9
						69	N	Saint Francis (PA)		0	4	242	N	Army	3	5
						188	N	Bucknell		4	7	244	N	Canisius	3	12

Average RPI Win: 221		WON-LOST RECORD		WINNING PCT. RANK		LAST 10 GAMES		STRENGTH OF SCHEDULE		OPP. STRENGTH OF SCHEDULE		TEAM RPI		ADJ RPI		CONF. RPI		ADJ CONF. RPI	
DIV. I ONLY		5-19-0		.20833	261	3-4-0		215		279		264		.38403	262	31		31	
DIV. I NON-CONF.		3-16-0		.15789	272	1-3-0		101		261		244		.41204	242	31		31	
TOTALS		RPI 1-25		RPI 26-50		W-L RECORDS		RPI 51-100		RPI 101-150		RPI 150+							
5-19-0		0-2-0		0-0-0		OVERALL		1-1-0		0-3-0		4-13-0							
2-1-0		0-0-0		0-0-0		HOME		0-0-0		0-0-0		2-1-0							
1-11-0		0-0-0		0-0-0		AWAY		1-1-0		0-2-0		0-6-0							
2-7-0		0-2-0		0-0-0		NEUTRAL		0-0-0		0-1-0		2-4-0							
3-16-0		0-2-0		0-0-0		NON-CONFERENCE		1-1-0		0-3-0		2-10-0							
0-0-0		0-0-0		0-0-0		HOME		0-0-0		0-0-0		0-0-0							
1-9-0		0-0-0		0-0-		AWAY		1-1-0		0-2-0		0-6-0							
2-7-0		0-2-0		0-0-0		NEUTRAL		0-0-0		0-1-0		2-4-0							
2-3-0		0-0-0		0-0-0		CONFERENCE		0-0-0		0-0-0		2-3-0							
2-1-0		0-0-0		0-0-0		HOME		0-0-0		0-0-0		2-1-0							
0-2-0		0-0-0		0-0-0		AWAY		0-0-0		0-0-0		0-2-0							
0-0-0		0-0-0		0-0-0		NEUTRAL		0-0-0		0-0-0		0-0-0							
RPI	S	Opponent		Score		RPI	S	Opponent		Score		RPI	S	Opponent		Score			
21	N	Washington		1	10			63	A	UC Riverside		0	15	119	A	San Diego		2	15
21	N	Washington		0	12			63	A	UC Riverside		4	2	123	N	UNC Greensboro		1	11
														140	A	Charleston So.		0	8
														166	N	Delaware		6	13
														166	N	Delaware		6	11
														178	A	Loyola Marymount		7	10
														178	A	Loyola Marymount		0	10
														178	N	Loyola Marymount		2	12
														190	N	Toledo		8	10
														190	N	Toledo		8	1
														209	A	Santa Clara		4	12
														209	A	Santa Clara		4	9
														209	A	Santa Clara		1	10
														225	A	George Washington		3	9
														253	A	Savannah St.		7	8
														253	A	Savannah St.		4	12
														268	N	UMBC		5	4
														292	H	UMES		8	3
														292	H	UMES		5	6
														292	H	UMES		2	0
LAST 10 GAMES						LAST 10 GAMES						LAST 10 GAMES							
292		H		UMES		2		0		292		H		UMES		8		3	
292		H		UMES		5		6		63		A		UC Riverside		0		15	
225		A		George Washington		3		9		123		N		UNC Greensboro		1		11	
268		N		UMBC		5		4		63		A		UC Riverside		4		2	
178		N		Loyola Marymount		2		12		178		A		Loyola Marymount		0		10	

Non-Div. I Games: Elizabeth City St. 13 1 Elizabeth City St. 20 3 Elizabeth City St. 11 2

Howard

Average RPI Win: 231		WON-LOST	WINNING	LAST 10	STRENGTH OF		OPP. STRENGTH	TEAM	ADJ	CONF.	ADJ CONF.
Average RPI Loss: 153		RECORD	PCT. RANK	GAMES	SCHEDULE		OF SCHEDULE	RPI	RPI	RPI	RPI
DIV. I ONLY		4-16-0	.2	263	4-6-0		211	260	262	.38256	263
DIV. I NON-CONF.		3-14-0	.17647	269	3-4-0		242	274	270	.36686	271
TOTALS		RPI 1-25	RPI 26-50		W-L RECORDS		RPI 51-100		RPI 101-150		RPI 150+
4-16-0	0-1-0	0-0-0		OVERALL		0-1-0		1-8-0		3-6-0	
0-2-0	0-0-0	0-0-0		HOME		0-0-0		0-2-0		0-0-0	
4-6-0	0-0-0	0-0-0		AWAY		0-0-0		1-4-0		3-2-0	
0-8-0	0-1-0	0-0-0		NEUTRAL		0-1-0		0-2-0		0-4-0	
3-14-0	0-1-0	0-0-0		NON-CONFERENCE		0-1-0		0-6-0		3-6-0	
0-2-0	0-0-0	0-0-0		HOME		0-0-0		0-2-0		0-0-0	
3-4-0	0-0-0	0-0-0		AWAY		0-0-0		0-2-0		3-2-0	
0-8-0	0-1-0	0-0-0		NEUTRAL		0-1-0		0-2-0		0-4-0	
1-2-0	0-0-0	0-0-0		CONFERENCE		0-0-0		1-2-0		0-0-0	
0-0-0	0-0-0	0-0-0		HOME		0-0-0		0-0-0		0-0-0	
1-2-0	0-0-0	0-0-0		AWAY		0-0-0		1-2-0		0-0-0	
0-0-0	0-0-0	0-0-0		NEUTRAL		0-0-0		0-0-0		0-0-0	
RPI S	Opponent	Score		RPI S	Opponent	Score		RPI S	Opponent	Score	
18 N	Tennessee	2	15					91 N	Dayton	1	3
								113 A	FGCU	1	9
								113 A	FGCU	1	15
								113 A	FGCU	2	0
								121 H	Butler	3	11
								121 H	Butler	8	13
								126 N	Saint Louis	0	8
								148 A	Tennessee Tech	3	10
								148 A	Tennessee Tech	0	9
								148 N	Tennessee Tech	0	10
								161 N	Cleveland St.	2	10
								161 N	Cleveland St.	3	11
								201 N	Eastern Ill.	5	6
								237 N	Ohio	2	10
								257 A	Tennessee St.	10	4
								257 A	Tennessee St.	4	8
								276 A	Alabama St.	2	8
								276 A	Alabama St.	10	9
								276 A	Alabama St.	8	6
LAST 10 GAMES											
								113 A	FGCU	1	15
								276 A	Alabama St.	2	8
								276 A	Alabama St.	10	9
								257 A	Tennessee St.	10	4
								257 A	Tennessee St.	4	8

Non-Div. I Games:

Northern Ky.

Average RPI Win:		0	WON-LOST RECORD		WINNING PCT. RANK		LAST 10 GAMES		STRENGTH OF SCHEDULE		OPP. STRENGTH OF SCHEDULE		TEAM RPI		ADJ RPI		CONF. RPI		ADJ CONF. RPI				
Average RPI Loss:		136																					
DIV. I ONLY			0-12-0		0 289		0-10-0		80		235		265		.38055		264		31		31		
DIV. I NON-CONF.			0-10-0		0 287		0-8-0		22		170		240		.4129		241		31		31		
TOTALS		RPI 1-25		RPI 26-50		W-L RECORDS		RPI 51-100		RPI 101-150		RPI 150+											
0-12-0		0-2-0		0-0-0		OVERALL		0-3-0		0-2-0		0-5-0											
0-0-0		0-0-0		0-0-0		HOME		0-0-0		0-0-0		0-0-0											
0-5-0		0-2-0		0-0-0		AWAY		0-1-0		0-0-0		0-2-0											
0-7-0		0-0-0		0-0-0		NEUTRAL		0-2-0		0-2-0		0-3-0											
0-10-0		0-2-0		0-0-0		NON-CONFERENCE		0-3-0		0-2-0		0-3-0											
0-0-0		0-0-0		0-0-0		HOME		0-0-0		0-0-0		0-0-0											
0-3-0		0-2-0		0-0-		AWAY		0-1-0		0-0-0		0-0-0											
0-7-0		0-0-0		0-0-0		NEUTRAL		0-2-0		0-2-0		0-3-0											
0-2-0		0-0-0		0-0-0		CONFERENCE		0-0-0		0-0-0		0-2-0											
0-0-0		0-0-0		0-0-0		HOME		0-0-0		0-0-0		0-0-0											
0-2-0		0-0-0		0-0-0		AWAY		0-0-0		0-0-0		0-2-0											
0-0-0		0-0-0		0-0-0		NEUTRAL		0-0-0		0-0-0		0-0-0											
RPI	S	Opponent		Score		RPI	S	Opponent		Score		RPI	S	Opponent		Score		RPI	S	Opponent		Score	
19	A	Georgia		0	11							60	A	USC Upstate		1	14	103	N	Murray St.		0	8
19	A	Georgia		0	9							69	N	Saint Francis (PA)		1	17	128	N	Illinois		0	13
												69	N	Saint Francis (PA)		5	16	168	N	Winthrop		5	19
																		223	N	Harvard		0	8
																		235	N	Wagner		3	9
																		267	A	N.C. A&T		2	11
																		267	A	N.C. A&T		4	7
LAST 10 GAMES																							
		223 N Harvard		0	8			60 A USC Upstate		1	14												
		235 N Wagner		3	9			267 A N.C. A&T		4	7												
		69 N Saint Francis (PA)		5	16			128 N Illinois		0	13												
		267 A N.C. A&T		2	11			168 N Winthrop		5	19												
		69 N Saint Francis (PA)		1	17			19 A Georgia		0	11												

Non-Div. I Games:

Coppin St.

Average RPI Win: 237		WON-LOST	WINNING	LAST 10	STRENGTH OF		OPP. STRENGTH	TEAM	ADJ	CONF.	ADJ CONF.
Average RPI Loss: 183		RECORD	PCT. RANK	GAMES	SCHEDULE		OF SCHEDULE	RPI	RPI	RPI	RPI
DIV. I ONLY		5-14-0	.26316	241	4-6-0		249	275	263	.37914	265
DIV. I NON-CONF.		4-13-0	.23529	250	4-6-0		262	267	264	.3712	266
TOTALS		RPI 1-25	RPI 26-50		W-L RECORDS		RPI 51-100		RPI 101-150		RPI 150+
5-14-0	0-0-0	0-1-0		OVERALL		0-1-0		0-2-0		5-10-0	
1-0-0	0-0-0	0-0-0		HOME		0-0-0		0-0-0		1-0-0	
1-7-0	0-0-0	0-0-0		AWAY		0-0-0		0-1-0		1-6-0	
3-7-0	0-0-0	0-1-0		NEUTRAL		0-1-0		0-1-0		3-4-0	
4-13-0	0-0-0	0-1-0		NON-CONFERENCE		0-1-0		0-2-0		4-9-0	
0-0-0	0-0-0	0-0-0		HOME		0-0-0		0-0-0		0-0-0	
1-6-0	0-0-0	0-0-		AWAY		0-0-0		0-1-0		1-5-0	
3-7-0	0-0-0	0-1-0		NEUTRAL		0-1-0		0-1-0		3-4-0	
1-1-0	0-0-0	0-0-0		CONFERENCE		0-0-0		0-0-0		1-1-0	
1-0-0	0-0-0	0-0-0		HOME		0-0-0		0-0-0		1-0-0	
0-1-0	0-0-0	0-0-0		AWAY		0-0-0		0-0-0		0-1-0	
0-0-0	0-0-0	0-0-0		NEUTRAL		0-0-0		0-0-0		0-0-0	
RPI S	Opponent	Score	RPI S	Opponent	Score	RPI S	Opponent	Score	RPI S	Opponent	Score
			32 N	South Carolina	0 17	69 N	Saint Francis (PA)	3 5	111 N	Longwood	0 9
									146 A	East Carolina	0 10
									166 A	Delaware	5 7
									172 N	Omaha	1 5
									202 N	Villanova	2 0
									225 A	George Washington	3 4
									225 A	George Washington	1 2
									225 A	George Washington	0 5
									230 N	Oakland	4 5
									230 N	Oakland	0 12
									239 A	Virginia	15 3
									239 A	Virginia	7 8
									239 N	Virginia	1 14
									243 N	Marist	8 7
									243 N	Marist	6 3
									259 A	N.C. Central	11 12
									259 H	N.C. Central	16 8
LAST 10 GAMES											
			243 N	Marist	8 7	239 A	Virginia	7 8			
			239 A	Virginia	15 3	166 A	Delaware	5 7			
			243 N	Marist	6 3	225 A	George Washington	1 2			
			202 N	Villanova	2 0	225 A	George Washington	0 5			
			69 N	Saint Francis (PA)	3 5	225 A	George Washington	3 4			

Non-Div. I Games:

Delaware St.

Average RPI Win:	267	WON-LOST	WINNING	LAST 10	STRENGTH OF	OPP. STRENGTH	TEAM	ADJ	CONF.	ADJ CONF.	
Average RPI Loss:	176	RECORD	PCT. RANK	GAMES	SCHEDULE	OF SCHEDULE	RPI	RPI	RPI	RPI	
DIV. I ONLY	8-7-0	.53333	116	6-4-0	295	240	266	.37863	266	30	30
DIV. I NON-CONF.	8-7-0	.53333	120	6-4-0	295	237	262	.37863	262	30	30
<hr/>											
TOTALS	RPI 1-25	RPI 26-50		W-L RECORDS		RPI 51-100		RPI 101-150		RPI 150+	
8-7-0	0-0-0	0-0-0		OVERALL		0-0-0		0-3-0		8-4-0	
4-1-0	0-0-0	0-0-0		HOME		0-0-0		0-0-0		4-1-0	
1-2-0	0-0-0	0-0-0		AWAY		0-0-0		0-0-0		1-2-0	
3-4-0	0-0-0	0-0-0		NEUTRAL		0-0-0		0-3-0		3-1-0	
<hr/>											
8-7-0	0-0-0	0-0-0		NON-CONFERENCE		0-0-0		0-3-0		8-4-0	
4-1-0	0-0-0	0-0-0		HOME		0-0-0		0-0-0		4-1-0	
1-2-0	0-0-0	0-0-		AWAY		0-0-0		0-0-0		1-2-0	
3-4-0	0-0-0	0-0-0		NEUTRAL		0-0-0		0-3-0		3-1-0	
<hr/>											
0-0-0	0-0-0	0-0-0		CONFERENCE		0-0-0		0-0-0		0-0-0	
0-0-0	0-0-0	0-0-0		HOME		0-0-0		0-0-0		0-0-0	
0-0-0	0-0-0	0-0-0		AWAY		0-0-0		0-0-0		0-0-0	
0-0-0	0-0-0	0-0-0		NEUTRAL		0-0-0		0-0-0		0-0-0	
<hr/>											
RPI S	Opponent	Score	RPI S	Opponent	Score	RPI S	Opponent	Score	RPI S	Opponent	Score
						107 N Binghamton 0 8					
						107 N Binghamton 5 9					
						136 N UC Santa Barbara 2 5					
						204 A St. Mary's (CA) 5 6					
						209 A Santa Clara 2 0					
						209 A Santa Clara 0 10					
						234 N Brown 1 3					
						234 N Brown 8 0					
						236 H Fairleigh Dickinson 4 8					
						279 H Mt. St. Mary's 14 7					
						279 H Mt. St. Mary's 15 6					
						279 H Mt. St. Mary's 6 1					
						283 H Morgan St. 8 0					
						287 N Hartford 15 8					
						287 N Hartford 6 2					
<hr/>											
			LAST 10 GAMES								
			136 N UC Santa Barbara 2 5			209 A Santa Clara 0 10					
			234 N Brown 8 0			279 H Mt. St. Mary's 14 7					
			209 A Santa Clara 2 0			279 H Mt. St. Mary's 6 1					
			234 N Brown 1 3			283 H Morgan St. 8 0					
			204 A St. Mary's (CA) 5 6			279 H Mt. St. Mary's 15 6					

Non-Div. I Games:

Manhattan

Average RPI Win:	269	WON-LOST RECORD	WINNING PCT. RANK	LAST 10 GAMES	STRENGTH OF SCHEDULE	OPP. STRENGTH OF SCHEDULE	TEAM RPI	ADJ RPI	CONF. RPI	ADJ CONF. RPI							
Average RPI Loss:	170																
DIV. I ONLY	7-14-0	.33333	201	4-6-0	282	264	269	.3728	267	31	31						
DIV. I NON-CONF.	1-14-0	.06667	283	1-6-0	188	255	275	.36398	274	31	31						
<hr/>																	
TOTALS	RPI 1-25	RPI 26-50		W-L RECORDS	RPI 51-100		RPI 101-150		RPI 150+								
7-14-0	0-0-0	0-0-0		OVERALL	0-1-0		0-4-0		7-9-0								
7-4-0	0-0-0	0-0-0		HOME	0-1-0		0-1-0		7-2-0								
0-6-0	0-0-0	0-0-0		AWAY	0-0-0		0-0-0		0-4-0								
0-4-0	0-0-0	0-0-0		NEUTRAL	0-0-0		0-1-0		0-3-0								
<hr/>																	
1-14-0	0-0-0	0-0-0		NON-CONFERENCE	0-1-0		0-4-0		1-9-0								
1-4-0	0-0-0	0-0-0		HOME	0-1-0		0-1-0		1-2-0								
0-6-0	0-0-0	0-0-		AWAY	0-0-0		0-2-0		0-4-0								
0-4-0	0-0-0	0-0-0		NEUTRAL	0-0-0		0-1-0		0-3-0								
<hr/>																	
6-0-0	0-0-0	0-0-0		CONFERENCE	0-0-0		0-0-0		6-0-0								
6-0-0	0-0-0	0-0-0		HOME	0-0-0		0-0-0		6-0-0								
0-0-0	0-0-0	0-0-0		AWAY	0-0-0		0-0-0		0-0-0								
0-0-0	0-0-0	0-0-0		NEUTRAL	0-0-0		0-0-0		0-0-0								
<hr/>																	
RPI S	Opponent	Score	RPI S	Opponent	Score	RPI S	Opponent	Score	RPI S	Opponent	Score						
						69 H	Saint Francis (PA)	0	4	123 H	UNC Greensboro	5	10				
						140 A	Charleston So.	1	9								
						140 A	Charleston So.	1	10								
						148 N	Tennessee Tech	3	6								
						166 N	Delaware	1	7								
						177 A	Western Caro.	5	8								
						177 A	Western Caro.	0	7								
						194 H	Gardner-Webb	6	2								
						194 H	Gardner-Webb	5	14								
						198 A	UNCW	1	4								
						198 A	UNCW	2	3								
						198 N	UNCW	3	8								
						212 H	Drexel	2	3								
						243 N	Marist	2	5								
						264 H	Coppin St.	7	4								
						264 H	Coppin St.	11	2								
						283 H	Morgan St.	17	11								
						292 H	UMES	5	4								
						292 H	UMES	5	4								
						295 H	Norfolk St.	9	3								
						<hr/>											
						LAST 10 GAMES			LAST 10 GAMES								
						177 A	Western Caro.	5	8	177 A	Western Caro.	0	7				
						295 H	Norfolk St.	9	3	194 H	Gardner-Webb	6	2				
						292 H	UMES	5	4	194 H	Gardner-Webb	5	14				
292 H	UMES	5	4	123 H	UNC Greensboro	5	10										
212 H	Drexel	2	3	198 A	UNCW	2	3										

Non-Div. I Games:

N.C. A&T

Average RPI Win: 262		WON-LOST	WINNING	LAST 10	STRENGTH OF		OPP. STRENGTH	TEAM	ADJ		CONF.	ADJ CONF.	
Average RPI Loss: 177		RECORD	PCT. RANK	GAMES	SCHEDULE		OF SCHEDULE	RPI	RPI		RPI	RPI	
DIV. I ONLY		8-11-0	.42105	171	7-3-0		291	255	267	.37084	268	26	26
DIV. I NON-CONF.		8-11-0	.42105	162	7-3-0		291	260	267	.37084	267	26	26
TOTALS		RPI 1-25	RPI 26-50		W-L RECORDS		RPI 51-100		RPI 101-150		RPI 150+		
8-11-0	0-0-0	0-1-0		OVERALL		0-0-0		0-3-0		8-7-0			
6-2-0	0-0-0	0-0-0		HOME		0-0-0		0-0-0		6-2-0			
0-3-0	0-0-0	0-0-0		AWAY		0-0-0		0-2-0		0-1-0			
2-6-0	0-0-0	0-1-0		NEUTRAL		0-0-0		0-1-0		2-4-0			
8-11-0	0-0-0	0-1-0		NON-CONFERENCE		0-0-0		0-3-0		8-7-0			
6-2-0	0-0-0	0-0-0		HOME		0-0-0		0-0-0		6-2-0			
0-3-0	0-0-0	0-0-		AWAY		0-0-0		0-2-0		0-1-0			
2-6-0	0-0-0	0-1-0		NEUTRAL		0-0-0		0-1-0		2-4-0			
0-0-0	0-0-0	0-0-0		CONFERENCE		0-0-0		0-0-0		0-0-0			
0-0-0	0-0-0	0-0-0		HOME		0-0-0		0-0-0		0-0-0			
0-0-0	0-0-0	0-0-0		AWAY		0-0-0		0-0-0		0-0-0			
0-0-0	0-0-0	0-0-0		NEUTRAL		0-0-0		0-0-0		0-0-0			
RPI	S	Opponent	Score	RPI	S	Opponent	Score	RPI	S	Opponent	Score		
				43	N	Ohio St.	2 6						
								130	N	Southern Ill.	3 4		
								140	A	Charleston So.	0 8		
								140	A	Charleston So.	0 8		
								152	N	Saint Joseph's	2 13		
								152	N	Saint Joseph's	4 8		
								181	N	Georgetown	0 3		
								189	N	East Tenn. St.	7 5		
								198	A	UNCW	2 4		
								233	N	Morehead St.	12 2		
								262	N	Howard	4 5		
								273	H	Lafayette	4 2		
								273	H	Lafayette	8 4		
								273	H	Lafayette	0 1		
								279	H	Mt. St. Mary's	4 2		
								279	H	Mt. St. Mary's	1 3		
								280	H	Rhode Island	8 6		
								280	H	Rhode Island	5 2		
								286	H	Siena	5 2		
LAST 10 GAMES													
				273	H	Lafayette	4 2	273	H	Lafayette	0 1		
				279	H	Mt. St. Mary's	4 2	286	H	Siena	5 2		
				279	H	Mt. St. Mary's	1 3	280	H	Rhode Island	8 6		
				280	H	Rhode Island	5 2	262	N	Howard	4 5		
				273	H	Lafayette	8 4	233	N	Morehead St.	12 2		

Non-Div. I Games:

UMBC

Average RPI Win: 285		WON-LOST RECORD	WINNING PCT. RANK		LAST 10 GAMES	STRENGTH OF SCHEDULE	OPP. STRENGTH OF SCHEDULE	TEAM RPI	ADJ RPI		CONF. RPI	ADJ CONF. RPI
Average RPI Loss: 151												
DIV. I ONLY		5-12-0	.29412	228	1-9-0	275	276	270	.36814	269	30	30
DIV. I NON-CONF.		5-12-0	.29412	225	1-9-0	278	281	269	.36814	268	30	30
<hr/>												
TOTALS		RPI 1-25		RPI 26-50		W-L RECORDS		RPI 51-100		RPI 101-150		RPI 150+
5-12-0		0-0-0		0-0-0		OVERALL		0-4-0		0-2-0		5-6-0
0-0-0		0-0-0		0-0-0		HOME		0-0-0		0-0-0		0-0-0
0-3-0		0-0-0		0-0-0		AWAY		0-2-0		0-0-0		0-1-0
5-9-0		0-0-0		0-0-0		NEUTRAL		0-2-0		0-2-0		5-5-0
<hr/>												
5-12-0		0-0-0		0-0-0		NON-CONFERENCE		0-4-0		0-2-0		5-6-0
0-0-0		0-0-0		0-0-0		HOME		0-0-0		0-0-0		0-0-0
0-3-0		0-0-0		0-0-		AWAY		0-2-0		0-0-0		0-1-0
5-9-0		0-0-0		0-0-0		NEUTRAL		0-2-0		0-2-0		5-5-0
<hr/>												
0-0-0		0-0-0		0-0-0		CONFERENCE		0-0-0		0-0-0		0-0-0
0-0-0		0-0-0		0-0-0		HOME		0-0-0		0-0-0		0-0-0
0-0-0		0-0-0		0-0-0		AWAY		0-0-0		0-0-0		0-0-0
0-0-0		0-0-0		0-0-0		NEUTRAL		0-0-0		0-0-0		0-0-0
<hr/>												
RPI	S	Opponent	Score	RPI	S	Opponent	Score	RPI	S	Opponent	Score	
						54 N Kent St.	0 13			107 N Binghamton	2 3	
						69 N Saint Francis (PA)	1 4			107 N Binghamton	2 20	
						78 A Elon	2 4			156 A Liberty	2 9	
						78 A Elon	1 9			190 N Toledo	3 7	
										212 N Drexel	1 2	
										215 N Princeton	7 12	
										259 N N.C. Central	11 1	
										259 N N.C. Central	4 5	
										287 N Hartford	9 3	
										287 N Hartford	3 7	
										287 N Hartford	7 6	
										295 N Norfolk St.	6 4	
										295 N Norfolk St.	8 1	
<hr/>												
LAST 10 GAMES												
						69 N Saint Francis (PA)	1 4			259 N N.C. Central	4 5	
						54 N Kent St.	0 13			156 A Liberty	2 9	
						190 N Toledo	3 7			78 A Elon	1 9	
						259 N N.C. Central	11 1			78 A Elon	2 4	
						215 N Princeton	7 12			212 N Drexel	1 2	

Non-Div. I Games:




Rider

Average RPI Win:	214	WON-LOST RECORD	WINNING PCT. RANK	LAST 10 GAMES	STRENGTH OF SCHEDULE	OPP. STRENGTH OF SCHEDULE	TEAM RPI	ADJ RPI	CONF. RPI	ADJ CONF. RPI			
Average RPI Loss:	153												
DIV. I ONLY	4-18-0	.18182	273	2-8-0	259	200	271	.36777	270	30	30		
DIV. I NON-CONF.	4-18-0	.18182	267	2-8-0	263	203	271	.36777	269	30	30		
<hr/>													
TOTALS	RPI 1-25	RPI 26-50		W-L RECORDS	RPI 51-100		RPI 101-150		RPI 150+				
4-18-0	0-0-0	0-0-0		OVERALL	0-5-0		0-2-0		4-11-0				
0-1-0	0-0-0	0-0-0		HOME	0-1-0		0-0-0		0-0-0				
0-2-0	0-0-0	0-0-0		AWAY	0-0-0		0-1-0		0-1-0				
4-15-0	0-0-0	0-0-0		NEUTRAL	0-4-0		0-1-0		4-10-0				
<hr/>													
4-18-0	0-0-0	0-0-0		NON-CONFERENCE	0-5-0		0-2-0		4-11-0				
0-1-0	0-0-0	0-0-0		HOME	0-1-0		0-0-0		0-0-0				
0-2-0	0-0-0	0-0-		AWAY	0-0-0		0-1-0		0-1-0				
4-15-0	0-0-0	0-0-0		NEUTRAL	0-4-0		0-1-0		4-10-0				
<hr/>													
0-0-0	0-0-0	0-0-0		CONFERENCE	0-0-0		0-0-0		0-0-0				
0-0-0	0-0-0	0-0-0		HOME	0-0-0		0-0-0		0-0-0				
0-0-0	0-0-0	0-0-0		AWAY	0-0-0		0-0-0		0-0-0				
0-0-0	0-0-0	0-0-0		NEUTRAL	0-0-0		0-0-0		0-0-0				
<hr/>													
RPI	S	Opponent	Score	RPI	S	Opponent	Score	RPI	S	Opponent	Score		
				54	N	Kent St.	3	12	113	A	FGCU	0	5
				55	N	Purdue	1	2	120	N	Northern Ill.	0	7
				69	N	Saint Francis (PA)	7	13	156	A	Liberty	1	4
				70	N	Pittsburgh	0	8	158	N	Central Mich.	1	4
				100	H	Charlotte	1	11	176	N	Boston U.	2	11
				176	N	Boston U.	2	13					
				176	N	Boston U.	2	1					
				182	N	LIU Brooklyn	0	8					
				182	N	LIU Brooklyn	0	9					
				190	N	Toledo	5	3					
				197	N	Western Mich.	0	8					
				206	N	Seton Hall	0	14					
				237	N	Ohio	1	9					
				237	N	Ohio	5	15					
				242	N	Army	7	5					
				249	N	Colgate	9	1					
				259	N	N.C. Central	10	13					
				LAST 10 GAMES				156	A	Liberty	1	4	259
		54	N	Kent St.	3	12	120	N	Northern Ill.	0	7		
		190	N	Toledo	5	3	55	N	Purdue	1	2		
		69	N	Saint Francis (PA)	7	13	206	N	Seton Hall	0	14		
		249	N	Colgate	9	1	158	N	Central Mich.	1	4		

Non-Div. I Games:

Quinnipiac

I
o
n
a

 Tie,  Loss,  Non-Conf, S Site, H Home, A Away, N Neutral Page 272

Average RPI Win: 255		WON-LOST	WINNING	LAST 10	STRENGTH OF		OPP. STRENGTH	TEAM	ADJ	CONF.	ADJ CONF.
Average RPI Loss: 161		RECORD	PCT. RANK	GAMES	SCHEDULE		OF SCHEDULE	RPI	RPI	RPI	RPI
DIV. I ONLY		3-23-0	.11538	279	0-10-0		202	270	274	.36533	272
DIV. I NON-CONF.		3-11-0	.21429	256	0-1-0		253	248	263	.37796	263
TOTALS		RPI 1-25	RPI 26-50		W-L RECORDS		RPI 51-100		RPI 101-150		RPI 150+
3-23-0		0-0-0	0-1-0		OVERALL		0-3-0		0-5-0		3-14-0
0-3-0		0-0-0	0-0-0		HOME		0-0-0		0-0-0		0-3-0
0-10-0		0-0-0	0-0-0		AWAY		0-2-0		0-3-0		0-5-0
3-10-0		0-0-0	0-1-0		NEUTRAL		0-1-0		0-2-0		3-6-0
3-11-0		0-0-0	0-1-0		NON-CONFERENCE		0-3-0		0-0-0		3-7-0
0-0-0		0-0-0	0-0-0		HOME		0-0-0		0-0-0		0-0-0
0-4-0		0-0-0	0-0-		AWAY		0-2-0		0-0-0		0-2-0
3-7-0		0-0-0	0-1-0		NEUTRAL		0-1-0		0-0-0		3-5-0
0-12-0		0-0-0	0-0-0		CONFERENCE		0-0-0		0-5-0		0-7-0
0-3-0		0-0-0	0-0-0		HOME		0-0-0		0-0-0		0-3-0
0-6-0		0-0-0	0-0-0		AWAY		0-0-0		0-3-0		0-3-0
0-3-0		0-0-0	0-0-0		NEUTRAL		0-0-0		0-2-0		0-1-0
RPI	S	Opponent	Score	RPI	S	Opponent	Score	RPI	S	Opponent	Score
				43	N	Ohio St.	1 13	72	A	UTSA	1 13
								72	A	UTSA	6 7
								99	N	Iowa St.	4 8
								112	A	Northwestern St.	0 15
								112	A	Northwestern St.	3 5
								112	A	Northwestern St.	0 8
								118	N	Central Ark.	2 13
								118	N	Central Ark.	0 9
								162	A	Texas-Arlington	4 13
								162	A	Texas-Arlington	2 16
								164	N	Sam Houston St.	2 5
								184	H	Lamar	3 6
								184	H	Lamar	3 4
								184	H	Lamar	7 11
								201	N	Eastern Ill.	4 7
								201	N	Eastern Ill.	1 6
								216	N	Southern Miss.	1 2
								232	N	Buffalo	7 10
								238	A	Southeastern La.	4 5
								238	A	Southeastern La.	4 5
								238	A	Southeastern La.	1 2
								252	N	Mississippi Val.	1 5
								254	N	Jackson St.	6 3
								254	N	Jackson St.	7 5
								257	N	Tennessee St.	3 2
LAST 10 GAMES				LAST 10 GAMES				LAST 10 GAMES			
				184	H	Lamar	7 11	184	H	Lamar	3 4
				184	H	Lamar	3 6	112	A	Northwestern St.	3 5
				238	A	Southeastern La.	4 5	112	A	Northwestern St.	0 8
				238	A	Southeastern La.	4 5	112	A	Northwestern St.	0 15
				238	A	Southeastern La.	1 2	252	N	Mississippi Val.	1 5

Non-Div. I Games:

Incarnate Word

Average RPI Win: 268		WON-LOST RECORD		WINNING PCT. RANK		LAST 10 GAMES		STRENGTH OF SCHEDULE		OPP. STRENGTH OF SCHEDULE		TEAM RPI		ADJ RPI		CONF. RPI		ADJ CONF. RPI	
DIV. I ONLY		1-16-0		.05882 286		1-9-0		127		278		268		.36444 273		28		28	
DIV. I NON-CONF.		1-16-0		.05882 284		1-9-0		121		282		268		.36444 273		28		28	
TOTALS		RPI 1-25		RPI 26-50		W-L RECORDS		RPI 51-100		RPI 101-150		RPI 150+							
1-16-0		0-0-0		0-2-0		OVERALL		0-5-0		0-2-0		1-7-0							
0-0-0		0-0-0		0-0-0		HOME		0-0-0		0-0-0		0-0-0							
1-8-0		0-0-0		0-0-0		AWAY		0-4-0		0-2-0		1-2-0							
0-8-0		0-0-0		0-2-0		NEUTRAL		0-1-0		0-0-0		0-5-0							
1-16-0		0-0-0		0-2-0		NON-CONFERENCE		0-5-0		0-2-0		1-7-0							
0-0-0		0-0-0		0-0-0		HOME		0-0-0		0-0-0		0-0-0							
1-8-0		0-0-0		0-0-		AWAY		0-4-0		0-2-0		1-2-0							
0-8-0		0-0-0		0-2-0		NEUTRAL		0-1-0		0-0-0		0-5-0							
0-0-0		0-0-0		0-0-0		CONFERENCE		0-0-0		0-0-0		0-0-0							
0-0-0		0-0-0		0-0-0		HOME		0-0-0		0-0-0		0-0-0							
0-0-0		0-0-0		0-0-0		AWAY		0-0-0		0-0-0		0-0-0							
0-0-0		0-0-0		0-0-0		NEUTRAL		0-0-0		0-0-0		0-0-0							
RPI	S	Opponent		Score		RPI	S	Opponent		Score		RPI	S	Opponent		Score			
39	N	Virginia Tech		0 8		74	A	Maryland		0 14		143	A	Coastal Caro.		0 8			
39	N	Virginia Tech		0 10		74	A	Maryland		1 9		143	A	Coastal Caro.		2 13			
						74	N	Maryland		2 8		154	N	Central Conn. St.		0 2			
						78	A	Elon		0 8		225	N	George Washington		4 5			
						78	A	Elon		0 2		225	N	George Washington		1 6			
												256	N	Hampton		0 1			
												268	A	UMBC		2 4			
												268	A	UMBC		4 8			
												268	A	UMBC		1 0			
												280	N	Rhode Island		1 8			
LAST 10 GAMES																			
268	A	UMBC		2 4		268	A	UMBC		1 0									
268	A	UMBC		4 8		225	N	George Washington		1 6									
280	N	Rhode Island		1 8		225	N	George Washington		4 5									
74	A	Maryland		1 9		154	N	Central Conn. St.		0 2									
74	A	Maryland		0 14		256	N	Hampton		0 1									

Non-Div. I Games:

Lafayette

Average RPI Win:		237	WON-LOST RECORD		WINNING PCT. RANK		LAST 10 GAMES		STRENGTH OF SCHEDULE		OPP. STRENGTH OF SCHEDULE		TEAM RPI		ADJ RPI		CONF. RPI		ADJ CONF. RPI	
DIV. I ONLY			3-17-0		.15	278	2-8-0		264		230		278		.35676	274	23		23	
DIV. I NON-CONF.			1-12-0		.07692	280	0-3-0		180		180		266		.37601	264	23		23	
TOTALS		RPI 1-25		RPI 26-50		W-L RECORDS		RPI 51-100		RPI 101-150		RPI 150+								
3-17-0		0-0-0		0-1-0		OVERALL		0-2-0		0-5-0		3-9-0								
1-4-0		0-0-0		0-0-0		HOME		0-0-0		0-2-0		1-2-0								
1-7-0		0-0-0		0-1-0		AWAY		0-2-0		0-0-0		1-4-0								
1-6-0		0-0-0		0-0-0		NEUTRAL		0-0-0		0-3-0		1-3-0								
1-12-0		0-0-0		0-1-0		NON-CONFERENCE		0-2-0		0-5-0		1-4-0								
0-2-0		0-0-0		0-0-0		HOME		0-0-0		0-2-0		0-0-0								
0-4-0		0-0-0		0-0-		AWAY		0-2-0		0-0-0		0-1-0								
1-6-0		0-0-0		0-0-0		NEUTRAL		0-0-0		0-3-0		1-3-0								
2-5-0		0-0-0		0-0-0		CONFERENCE		0-0-0		0-0-0		2-5-0								
1-2-0		0-0-0		0-0-0		HOME		0-0-0		0-0-0		1-2-0								
1-3-0		0-0-0		0-0-0		AWAY		0-0-0		0-0-0		1-3-0								
0-0-0		0-0-0		0-0-0		NEUTRAL		0-0-0		0-0-0		0-0-0								
RPI	S	Opponent		Score		RPI	S	Opponent		Score		RPI	S	Opponent		Score				
27	A	Mississippi St.		0	8	81	A	Kennesaw St.		2	8	110	N	Appalachian St.		7	13			
						81	A	Kennesaw St.		0	11	126	N	Saint Louis		5	13			
												126	N	Saint Louis		1	10			
												138	H	Miami (OH)		2	13			
												138	H	Miami (OH)		0	9			
												165	N	Indiana		7	10			
												168	A	Winthrop		3	11			
												173	N	Middle Tenn.		5	8			
												201	H	Eastern Ill.		0	12			
												201	H	Eastern Ill.		8	12			
												201	H	Eastern Ill.		8	7			
												251	A	Belmont		4	8			
												251	A	Belmont		2	3			
												252	N	Mississippi Val.		12	5			
												252	N	Mississippi Val.		5	6			
												257	A	Tennessee St.		7	8			
												257	A	Tennessee St.		14	13			
LAST 10 GAMES																				
251		A Belmont		2	3	251		A Belmont		4	8									
257		A Tennessee St.		14	13	201		H Eastern Ill.		8	7									
257		A Tennessee St.		7	8	165		N Indiana		7	10									
201		H Eastern Ill.		8	12	81		A Kennesaw St.		2	8									
201		H Eastern Ill.		0	12	81		A Kennesaw St.		0	11									

Non-Div. I Games:

Austin Peay

Average RPI Win: 289		WON-LOST RECORD		WINNING PCT. RANK		LAST 10 GAMES		STRENGTH OF SCHEDULE		OPP. STRENGTH OF SCHEDULE		TEAM RPI		ADJ RPI		CONF. RPI		ADJ CONF. RPI	
DIV. I ONLY		1-4-0		.2 263		1-4-0		238		295		279		.35454 275		28		28	
DIV. I NON-CONF.		1-4-0		.2 260		1-4-0		241		295		281		.35454 277		28		28	
TOTALS		RPI 1-25		RPI 26-50		W-L RECORDS		RPI 51-100		RPI 101-150		RPI 150+							
1-4-0		0-0-0		0-0-0		OVERALL		0-1-0		0-0-0		1-3-0							
0-0-0		0-0-0		0-0-0		HOME		0-0-0		0-0-0		0-0-0							
1-3-0		0-0-0		0-0-0		AWAY		0-0-0		0-0-0		1-3-0							
0-1-0		0-0-0		0-0-0		NEUTRAL		0-1-0		0-0-0		0-0-0							
1-4-0		0-0-0		0-0-0		NON-CONFERENCE		0-1-0		0-0-0		1-3-0							
0-0-0		0-0-0		0-0-0		HOME		0-0-0		0-0-0		0-0-0							
1-3-0		0-0-0		0-0-		AWAY		0-0-0		0-0-0		1-3-0							
0-1-0		0-0-0		0-0-0		NEUTRAL		0-1-0		0-0-0		0-0-0							
0-0-0		0-0-0		0-0-0		CONFERENCE		0-0-0		0-0-0		0-0-0							
0-0-0		0-0-0		0-0-0		HOME		0-0-0		0-0-0		0-0-0							
0-0-0		0-0-0		0-0-0		AWAY		0-0-0		0-0-0		0-0-0							
0-0-0		0-0-0		0-0-0		NEUTRAL		0-0-0		0-0-0		0-0-0							
RPI	S	Opponent		Score		RPI	S	Opponent		Score		RPI	S	Opponent		Score			

Average RPI Win: 258		WON-LOST	WINNING	LAST 10	STRENGTH OF		OPP. STRENGTH	TEAM	ADJ	CONF.	ADJ CONF.						
Average RPI Loss: 150		RECORD	PCT. RANK	GAMES	SCHEDULE		OF SCHEDULE	RPI	RPI	RPI	RPI						
DIV. I ONLY		5-21-0	.19231	267	2-7-0		263	227	272	.35403	276	32	32				
DIV. I NON-CONF.		5-21-0	.19231	263	2-7-0		266	227	272	.35403	278	32	32				

TOTALS		RPI 1-25		RPI 26-50		W-L RECORDS		RPI 51-100		RPI 101-150		RPI 150+					
5-21-0		0-0-0		0-2-0		OVERALL		0-9-0		0-1-0		5-9-0					
1-4-0		0-0-0		0-0-0		HOME		0-2-0		0-0-0		1-2-0					
0-6-0		0-0-0		0-0-0		AWAY		0-5-0		0-1-0		0-0-0					
4-11-0		0-0-0		0-2-0		NEUTRAL		0-2-0		0-0-0		4-7-0					
5-21-0		0-0-0		0-2-0		NON-CONFERENCE		0-9-0		0-1-0		5-9-0					
1-4-0		0-0-0		0-0-0		HOME		0-2-0		0-0-0		1-2-0					
0-6-0		0-0-0		0-0-		AWAY		0-5-0		0-1-0		0-0-0					
4-11-0		0-0-0		0-2-0		NEUTRAL		0-2-0		0-0-0		4-7-0					
0-0-0		0-0-0		0-0-0		CONFERENCE		0-0-0		0-0-0		0-0-0					
0-0-0		0-0-0		0-0-0		HOME		0-0-0		0-0-0		0-0-0					
0-0-0		0-0-0		0-0-0		AWAY		0-0-0		0-0-0		0-0-0					
0-0-0		0-0-0		0-0-0		NEUTRAL		0-0-0		0-0-0		0-0-0					
RPI	S	Opponent		Score		RPI	S	Opponent		Score		RPI	S	Opponent		Score	
33	N	Western Ky.		0	9	58	A	Samford		4	10	116	A	Stetson		0	10
33	N	Western Ky.		8	16	61	H	Troy		2	10	232	N	Buffalo		8	11
						61	H	Troy		2	14	245	N	Florida A&M		10	1
						61	N	Troy		3	11	249	N	Colgate		0	11
						83	A	La.-Monroe		1	3	250	N	Southeast Mo. St.		12	7
						83	A	La.-Monroe		2	10	250	N	Southeast Mo. St.		8	5
						87	A	Mercer		2	11	253	N	Savannah St.		5	8
						87	A	Mercer		2	15	255	N	Valparaiso		2	8
						90	N	North Florida		0	11	257	N	Tennessee St.		4	8
												260	N	Houston Baptist		5	6
												260	N	Houston Baptist		3	6
												263	H	Northern Ky.		6	8
												263	H	Northern Ky.		9	10
												263	H	Northern Ky.		8	2
												283	N	Morgan St.		9	5
LAST 10 GAMES																	
87	A	Mercer		2	11	87	A	Mercer		2	15						
283	N	Morgan St.		9	5	263	H	Northern Ky.		6	8						
253	N	Savannah St.		5	8	263	H	Northern Ky.		8	2						
249	N	Colgate		0	11	263	H	Northern Ky.		9	10						
116	A	Stetson		0	10	257	N	Tennessee St.		4	8						

Non-Div. I Games: Faulkner 8 4

Alabama St.

Average RPI Win: 0		WON-LOST RECORD		WINNING PCT. RANK		LAST 10 GAMES		STRENGTH OF SCHEDULE		OPP. STRENGTH OF SCHEDULE		TEAM RPI		ADJ RPI		CONF. RPI		ADJ CONF. RPI					
Average RPI Loss: 142		0-23-0		0 289		0-10-0		160		213		277		.35398 277		18		18					
DIV. I ONLY		0-20-0		0 287		0-7-0		162		198		277		.35586 276		19		19					
DIV. I NON-CONF.																							
TOTALS		RPI 1-25		RPI 26-50		W-L RECORDS		RPI 51-100		RPI 101-150		RPI 150+											
0-23-0		0-2-0		0-1-0		OVERALL		0-3-0		0-7-0		0-10-0											
0-0-0		0-0-0		0-0-0		HOME		0-0-0		0-0-0		0-0-0											
0-9-0		0-0-0		0-1-0		AWAY		0-1-0		0-2-0		0-5-0											
0-14-0		0-2-0		0-0-0		NEUTRAL		0-2-0		0-5-0		0-5-0											
0-20-0		0-2-0		0-1-0		NON-CONFERENCE		0-3-0		0-7-0		0-7-0											
0-0-0		0-0-0		0-0-0		HOME		0-0-0		0-0-0		0-0-0											
0-6-0		0-0-0		0-0-		AWAY		0-1-0		0-2-0		0-2-0											
0-14-0		0-2-0		0-0-0		NEUTRAL		0-2-0		0-5-0		0-5-0											
0-3-0		0-0-0		0-0-0		CONFERENCE		0-0-0		0-0-0		0-3-0											
0-0-0		0-0-0		0-0-0		HOME		0-0-0		0-0-0		0-0-0											
0-3-0		0-0-0		0-0-0		AWAY		0-0-0		0-0-0		0-3-0											
0-0-0		0-0-0		0-0-0		NEUTRAL		0-0-0		0-0-0		0-0-0											
RPI	S	Opponent		Score		RPI	S	Opponent		Score		RPI	S	Opponent		Score		RPI	S	Opponent		Score	
23	N	Oklahoma		0	5	48	A	Texas		0	12	65	N	Jacksonville St.		0	7	115	A	Ball St.		2	8
23	N	Oklahoma		0	9							65	N	Jacksonville St.		1	9	115	A	Ball St.		4	19
												87	A	Mercer		1	11	127	N	Colorado St.		1	9
																		127	N	Colorado St.		0	10
																		137	N	Wichita St.		0	14
																		145	N	Oklahoma St.		1	5
																		145	N	Oklahoma St.		0	8
																		165	A	Indiana		2	9
																		170	A	Campbell		2	4
																		172	A	Omaha		0	5
																		172	A	Omaha		1	2
																		172	A	Omaha		0	8
																		219	N	Wright St.		4	16
																		228	N	Bowling Green		4	12
																		233	N	Morehead St.		3	4
																		255	N	Valparaiso		2	10
																		255	N	Valparaiso		1	9
LAST 10 GAMES																							
				172	A	Omaha	0	5				172	A	Omaha	1	2							
				228	N	Bowling Green	4	12				172	A	Omaha	0	8							
				219	N	Wright St.	4	16				115	A	Ball St.	4	19							
				233	N	Morehead St.	3	4				115	A	Ball St.	2	8							
				170	A	Campbell	2	4				165	A	Indiana	2	9							

Non-Div. I Games:

IPFW

Average RPI Win:	0	WON-LOST	WINNING	LAST 10	STRENGTH OF	OPP. STRENGTH	TEAM	ADJ	CONF.	ADJ CONF.					
Average RPI Loss:	146	RECORD	PCT. RANK	GAMES	SCHEDULE	OF SCHEDULE	RPI	RPI	RPI	RPI					
DIV. I ONLY		0-17-0	0	289	0-8-0	146	247	275	.35321	278	32	32			
DIV. I NON-CONF.		0-17-0	0	287	0-8-0	141	250	278	.35321	279	32	32			
<hr/>															
TOTALS	RPI 1-25	RPI 26-50		W-L RECORDS		RPI 51-100		RPI 101-150		RPI 150+					
0-17-0	0-0-0	0-1-0		OVERALL		0-5-0		0-5-0		0-6-0					
0-0-0	0-0-0	0-0-0		HOME		0-0-0		0-0-0		0-0-0					
0-8-0	0-0-0	0-0-0		AWAY		0-3-0		0-4-0		0-1-0					
0-9-0	0-0-0	0-1-0		NEUTRAL		0-2-0		0-1-0		0-5-0					
<hr/>															
0-17-0	0-0-0	0-1-0		NON-CONFERENCE		0-5-0		0-5-0		0-6-0					
0-0-0	0-0-0	0-0-0		HOME		0-0-0		0-0-0		0-0-0					
0-8-0	0-0-0	0-0-		AWAY		0-3-0		0-4-0		0-1-0					
0-9-0	0-0-0	0-1-0		NEUTRAL		0-2-0		0-1-0		0-5-0					
<hr/>															
0-0-0	0-0-0	0-0-0		CONFERENCE		0-0-0		0-0-0		0-0-0					
0-0-0	0-0-0	0-0-0		HOME		0-0-0		0-0-0		0-0-0					
0-0-0	0-0-0	0-0-0		AWAY		0-0-0		0-0-0		0-0-0					
0-0-0	0-0-0	0-0-0		NEUTRAL		0-0-0		0-0-0		0-0-0					
<hr/>															
RPI	S	Opponent	Score	RPI	S	Opponent	Score	RPI	S	Opponent	Score				
				36	N	SIUE	1 11	51	A	Ole Miss	0 8	102	N	Missouri St.	2 5
								51	A	Ole Miss	3 22	118	A	Central Ark.	2 11
								83	N	La.-Monroe	2 8	145	A	Oklahoma St.	3 7
								83	N	La.-Monroe	5 13	145	A	Oklahoma St.	0 8
								89	A	Louisiana Tech	0 6	145	A	Oklahoma St.	0 13
												216	N	Southern Miss.	1 24
												216	N	Southern Miss.	0 4
												238	A	Southeastern La.	1 14
												241	N	Abilene Christian	7 14
												260	N	Houston Baptist	4 9
												260	N	Houston Baptist	0 8
<hr/>															
LAST 10 GAMES															
145	A	Oklahoma St.	0 13	145	A	Oklahoma St.	3 7								
260	N	Houston Baptist	0 8	145	A	Oklahoma St.	0 8								
216	N	Southern Miss.	0 4	51	A	Ole Miss	0 8								
238	A	Southeastern La.	1 14	51	A	Ole Miss	3 22								
216	N	Southern Miss.	1 24	83	N	La.-Monroe	5 13								

Non-Div. I Games: Bacone 14 1 Central Baptist 7 10

Ark.-Pine Bluff

Average RPI Win: 247		WON-LOST RECORD		WINNING PCT. RANK		LAST 10 GAMES		STRENGTH OF SCHEDULE		OPP. STRENGTH OF SCHEDULE		TEAM RPI		ADJ RPI		CONF. RPI		ADJ CONF. RPI	
DIV. I ONLY		3-16-0		.15789 276		2-8-0		245		282		276		.35223 279		25		25	
DIV. I NON-CONF.		3-16-0		.15789 272		2-8-0		247		284		279		.35223 280		25		25	
TOTALS		RPI 1-25		RPI 26-50		W-L RECORDS		RPI 51-100		RPI 101-150		RPI 150+							
3-16-0		0-0-0		0-1-0		OVERALL		0-0-0		0-7-0		3-8-0							
1-1-0		0-0-0		0-0-0		HOME		0-0-0		0-0-0		1-1-0							
1-11-0		0-0-0		0-1-0		AWAY		0-0-0		0-6-0		1-4-0							
1-4-0		0-0-0		0-0-0		NEUTRAL		0-0-0		0-1-0		1-3-0							
3-16-0		0-0-0		0-1-0		NON-CONFERENCE		0-0-0		0-7-0		3-8-0							
1-1-0		0-0-0		0-0-0		HOME		0-0-0		0-0-0		1-1-0							
1-11-0		0-0-0		0-0-		AWAY		0-0-0		0-6-0		1-4-0							
1-4-0		0-0-0		0-0-0		NEUTRAL		0-0-0		0-1-0		1-3-0							
0-0-0		0-0-0		0-0-0		CONFERENCE		0-0-0		0-0-0		0-0-0							
0-0-0		0-0-0		0-0-0		HOME		0-0-0		0-0-0		0-0-0							
0-0-0		0-0-0		0-0-0		AWAY		0-0-0		0-0-0		0-0-0							
0-0-0		0-0-0		0-0-0		NEUTRAL		0-0-0		0-0-0		0-0-0							
RPI	S	Opponent		Score		RPI	S	Opponent		Score		RPI	S	Opponent		Score			
				34	A	Georgia St.	4		10			117	A	Georgia Tech	2	12			
												117	A	Georgia Tech	0	10			
												117	A	Georgia Tech	0	2			
												135	N	Presbyterian	0	8			
												143	A	Coastal Caro.	3	11			
												143	A	Coastal Caro.	0	8			
												143	A	Coastal Caro.	6	7			
												152	N	Saint Joseph's	0	8			
												152	N	Saint Joseph's	0	13			
												183	N	Stony Brook	2	3			
												213	N	Loyola Chicago	3	2			
												261	H	Cornell	8	5			
												261	H	Cornell	7	9			
												266	A	Manhattan	7	14			
												266	A	Manhattan	6	15			
												266	A	Manhattan	1	6			
												268	A	UMBC	3	1			
												268	A	UMBC	2	4			
LAST 10 GAMES																			
				261	H	Cornell	8	5	261	H	Cornell	7	9						
				183	N	Stony Brook	2	3	268	A	UMBC	2	4						
				266	A	Manhattan	6	15	268	A	UMBC	3	1						
				152	N	Saint Joseph's	0	8	266	A	Manhattan	7	14						
				143	A	Coastal Caro.	0	8	266	A	Manhattan	1	6						

Non-Div. I Games:

Mt. St. Mary's

Average RPI Win: 273		WON-LOST	WINNING	LAST 10	STRENGTH OF		OPP. STRENGTH	TEAM	ADJ	CONF.	ADJ CONF.
Average RPI Loss: 162		RECORD	PCT. RANK	GAMES	SCHEDULE		OF SCHEDULE	RPI	RPI	RPI	RPI
DIV. I ONLY		1-15-0	.0625	285	1-9-0		204	259	280	.35049	280
DIV. I NON-CONF.		1-13-0	.07143	281	1-7-0		250	258	284	.33979	284
TOTALS		RPI 1-25	RPI 26-50		W-L RECORDS		RPI 51-100		RPI 101-150		RPI 150+
1-15-0	0-0-0	0-1-0		OVERALL		0-1-0		0-4-0		1-9-0	
0-0-0	0-0-0	0-0-0		HOME		0-0-0		0-0-0		0-0-0	
0-6-0	0-0-0	0-1-0		AWAY		0-0-0		0-1-0		0-4-0	
1-9-0	0-0-0	0-0-0		NEUTRAL		0-1-0		0-3-0		1-5-0	
1-13-0	0-0-0	0-1-0		NON-CONFERENCE		0-1-0		0-4-0		1-7-0	
0-0-0	0-0-0	0-0-0		HOME		0-0-0		0-0-0		0-0-0	
0-4-0	0-0-0	0-0-		AWAY		0-0-0		0-1-0		0-2-0	
1-9-0	0-0-0	0-0-0		NEUTRAL		0-1-0		0-3-0		1-5-0	
0-2-0	0-0-0	0-0-0		CONFERENCE		0-0-0		0-0-0		0-2-0	
0-0-0	0-0-0	0-0-0		HOME		0-0-0		0-0-0		0-0-0	
0-2-0	0-0-0	0-0-0		AWAY		0-0-0		0-0-0		0-2-0	
0-0-0	0-0-0	0-0-0		NEUTRAL		0-0-0		0-0-0		0-0-0	
RPI S	Opponent	Score	RPI S	Opponent	Score	RPI S	Opponent	Score	RPI S	Opponent	Score
			35 A	James Madison	0 8	74 N	Maryland	3 18	113 N	FGCU	1 3
									116 A	Stetson	0 9
									122 N	Michigan St.	1 7
									139 N	Ga. Southern	2 7
									152 A	Saint Joseph's	6 14
									152 A	Saint Joseph's	3 9
									153 N	Akron	0 5
									174 N	St. John's (NY)	5 15
									205 N	Ill.-Chicago	0 4
									230 N	Oakland	0 10
									233 N	Morehead St.	4 11
									268 A	UMBC	6 8
									268 A	UMBC	2 5
									273 N	Lafayette	8 1
LAST 10 GAMES											
			152 A	Saint Joseph's	3 9	152 A	Saint Joseph's	6 14			
			35 A	James Madison	0 8	268 A	UMBC	2 5			
			74 N	Maryland	3 18	273 N	Lafayette	8 1			
			113 N	FGCU	1 3	268 A	UMBC	6 8			
			139 N	Ga. Southern	2 7	174 N	St. John's (NY)	5 15			

Non-Div. I Games:

Rhode Island

Average RPI Win: 289		WON-LOST	WINNING	LAST 10	STRENGTH OF	OPP. STRENGTH	TEAM	ADJ	CONF.	ADJ CONF.				
Average RPI Loss: 167		RECORD	PCT. RANK	GAMES	SCHEDULE	OF SCHEDULE	RPI	RPI	RPI	RPI				
DIV. I ONLY		1-20-0	.04762	288	0-10-0	197	274	282	.34745	281	29	29		
DIV. I NON-CONF.		1-17-0	.05556	285	0-7-0	178	271	276	.35968	275	29	29		
<hr/>														
TOTALS		RPI 1-25	RPI 26-50		W-L RECORDS		RPI 51-100		RPI 101-150		RPI 150+			
1-20-0		0-1-0	0-1-0		OVERALL		0-3-0		0-3-0		1-12-0			
0-0-0		0-0-0	0-0-0		HOME		0-0-0		0-0-0		0-0-0			
0-9-0		0-0-0	0-1-0		AWAY		0-0-0		0-1-0		0-7-0			
1-11-0		0-1-0	0-0-0		NEUTRAL		0-3-0		0-2-0		1-5-0			
<hr/>														
1-17-0		0-1-0	0-1-0		NON-CONFERENCE		0-3-0		0-3-0		1-9-0			
0-0-0		0-0-0	0-0-0		HOME		0-0-0		0-0-0		0-0-0			
0-6-0		0-0-0	0-0-		AWAY		0-0-0		0-1-0		0-4-0			
1-11-0		0-1-0	0-0-0		NEUTRAL		0-3-0		0-2-0		1-5-0			
<hr/>														
0-3-0		0-0-0	0-0-0		CONFERENCE		0-0-0		0-0-0		0-3-0			
0-0-0		0-0-0	0-0-0		HOME		0-0-0		0-0-0		0-0-0			
0-3-0		0-0-0	0-0-0		AWAY		0-0-0		0-0-0		0-3-0			
0-0-0		0-0-0	0-0-0		NEUTRAL		0-0-0		0-0-0		0-0-0			
<hr/>														
RPI	S	Opponent	Score		RPI	S	Opponent	Score		RPI	S	Opponent	Score	
18	N	Tennessee	0	14	50	A	South Fla.	0	8	86	N	Fordham	5	6
										89	N	Louisiana Tech	2	9
										89	N	Louisiana Tech	2	3
												FGCU	2	12
												Ball St.	1	12
												Miami (OH)	3	14
												St. John's (NY)	2	3
												Robert Morris	0	5
												Robert Morris	3	6
												Nicholls St.	1	9
												Southern Miss.	4	5
												Southern Miss.	4	7
												North Dakota	3	8
												Southeastern La.	1	9
												Youngstown St.	5	8
												Youngstown St.	1	5
												Youngstown St.	7	10
												Southern U.	1	2
												Southern U.	4	0
<hr/>														
LAST 10 GAMES														
240	A	Youngstown St.	7	10	240	A	Youngstown St.	1	5					
192	N	Robert Morris	3	6	240	A	Youngstown St.	5	8					
216	A	Southern Miss.	4	7	192	N	Robert Morris	0	5					
216	A	Southern Miss.	4	5	138	A	Miami (OH)	3	14					
115	N	Ball St.	1	12	218	N	North Dakota	3	8					

Non-Div. I Games:

Detroit

Average RPI Win:		0	WON-LOST RECORD		0	WINNING PCT. RANK		289	LAST 10 GAMES		0-6-0	STRENGTH OF SCHEDULE		138	OPP. STRENGTH OF SCHEDULE		292	TEAM RPI		283	ADJ RPI		.34329	282	CONF. RPI		32	ADJ CONF. RPI		32		
Average RPI Loss:		194			0			287			0-6-0			133			292			282			.34329	282			32			32		
DIV. I ONLY				0-7-0			0			289			0-6-0			138			292			283			.34329	282			32			32
DIV. I NON-CONF.				0-7-0			0			287			0-6-0			133			292			282			.34329	282			32			32
TOTALS		RPI 1-25		RPI 26-50		W-L RECORDS		RPI 51-100		RPI 101-150		RPI 150+																				
0-7-0		0-0-0		0-0-0		OVERALL		0-0-0		0-0-0		0-7-0																				
0-0-0		0-0-0		0-0-0		HOME		0-0-0		0-0-0		0-0-0																				
0-3-0		0-0-0		0-0-0		AWAY		0-0-0		0-0-0		0-3-0																				
0-4-0		0-0-0		0-0-0		NEUTRAL		0-0-0		0-0-0		0-4-0																				
0-7-0		0-0-0		0-0-0		NON-CONFERENCE		0-0-0		0-0-0		0-7-0																				
0-0-0		0-0-0		0-0-0		HOME		0-0-0		0-0-0		0-0-0																				
0-3-0		0-0-0		0-0-		AWAY		0-0-		0-0-0		0-3-0																				
0-4-0		0-0-0		0-0-0		NEUTRAL		0-0-0		0-0-0		0-4-0																				
0-0-0		0-0-0		0-0-0		CONFERENCE		0-0-0		0-0-0		0-0-0																				
0-0-0		0-0-0		0-0-0		HOME		0-0-0		0-0-0		0-0-0																				
0-0-0		0-0-0		0-0-0		AWAY		0-0-0		0-0-0		0-0-0																				
0-0-0		0-0-0		0-0-0		NEUTRAL		0-0-0		0-0-0		0-0-0																				
RPI	S	Opponent		Score		RPI	S	Opponent		Score		RPI	S	Opponent		Score		RPI	S	Opponent		Score										
																		157	N	UT Martin		0	9									
																		162	N	Texas-Arlington		1	10									
																		172	N	Omaha		1	9									
																		196	N	Nicholls St.		1	6									
																		216	A	Southern Miss.		0	12									
																		216	A	Southern Miss.		3	8									
																		238	A	Southeastern La.		4	10									
						LAST 10 GAMES																										
						216	A	Southern Miss.	3	8								216	A	Southern Miss.	0	12										
						238	A	Southeastern La.	4	10								172	N	Omaha	1	9										
																		196	N	Nicholls St.	1	6										
																		157	N	UT Martin	0	9										
																		162	N	Texas-Arlington	1	10										
Non-Div. I Games:		LSU-Alexandria		2	23	Kentucky St.		13	5	Kentucky St.		8	4	LSU-Alexandria		2	13	Alcorn														

Average RPI Win:	290	WON-LOST RECORD	WINNING PCT. RANK	LAST 10 GAMES	STRENGTH OF SCHEDULE	OPP. STRENGTH OF SCHEDULE	TEAM RPI	ADJ RPI	CONF. RPI	ADJ CONF. RPI	
DIV. I ONLY	1-14-0	.06667	283	1-9-0	171	293	281	.34325	283	31	31
DIV. I NON-CONF.	1-13-0	.07143	281	1-9-0	150	293	280	.35129	281	31	31
TOTALS	RPI 1-25	RPI 26-50	W-L RECORDS		RPI 51-100	RPI 101-150	RPI 150+				
1-14-0	0-0-0	0-0-0	OVERALL		0-1-0	0-4-0	1-9-0				
0-0-0	0-0-0	0-0-0	HOME		0-0-0	0-0-0	0-0-0				
0-8-0	0-0-0	0-0-0	AWAY		0-0-0	0-0-0	0-4-0				
1-6-0	0-0-0	0-0-0	NEUTRAL		0-1-0	0-0-0	1-5-0				
1-13-0	0-0-0	0-0-0	NON-CONFERENCE		0-1-0	0-4-0	1-8-0				
0-0-0	0-0-0	0-0-0	HOME		0-0-0	0-0-0	0-0-0				
0-7-0	0-0-0	0-0-	AWAY		0-0-0	0-4-0	0-3-0				
1-6-0	0-0-0	0-0-0	NEUTRAL		0-1-0	0-0-0	1-5-0				
0-1-0	0-0-0	0-0-0	CONFERENCE		0-0-0	0-0-0	0-1-0				
0-0-0	0-0-0	0-0-0	HOME		0-0-0	0-0-0	0-0-0				
0-1-0	0-0-0	0-0-0	AWAY		0-0-0	0-0-0	0-1-0				
0-0-0	0-0-0	0-0-0	NEUTRAL		0-0-0	0-0-0	0-0-0				
RPI	S	Opponent	Score	RPI	S	Opponent	Score	RPI	S	Opponent	Score

Non-Div. I Games:

Morgan St.

Average RPI Win: 260		WON-LOST RECORD		WINNING PCT. RANK		LAST 10 GAMES		STRENGTH OF SCHEDULE		OPP. STRENGTH OF SCHEDULE		TEAM RPI		ADJ RPI		CONF. RPI		ADJ CONF. RPI				
Average RPI Loss: 158		1-10-0		.09091 281		1-5-0		265		219		285		.34175 284		32		32				
DIV. I ONLY		1-10-0		.09091 277		1-5-0		267		218		285		.34175 283		32		32				
DIV. I NON-CONF.																						
TOTALS		RPI 1-25		RPI 26-50		W-L RECORDS		RPI 51-100		RPI 101-150		RPI 150+										
1-10-0		0-0-0		0-2-0		OVERALL		0-1-0		0-0-0		1-7-0										
0-0-0		0-0-0		0-0-0		HOME		0-0-0		0-0-0		0-0-0										
1-4-0		0-0-0		0-1-0		AWAY		0-0-0		0-0-0		1-1-0										
0-6-0		0-0-0		0-0-0		NEUTRAL		0-0-0		0-0-0		0-6-0										
1-10-0		0-0-0		0-2-0		NON-CONFERENCE		0-1-0		0-0-0		1-7-0										
0-0-0		0-0-0		0-0-0		HOME		0-0-0		0-0-0		0-0-0										
1-4-0		0-0-0		0-0-		AWAY		0-1-0		0-0-0		1-1-0										
0-6-0		0-0-0		0-0-0		NEUTRAL		0-0-0		0-0-0		0-6-0										
0-0-0		0-0-0		0-0-0		CONFERENCE		0-0-0		0-0-0		0-0-0										
0-0-0		0-0-0		0-0-0		HOME		0-0-0		0-0-0		0-0-0										
0-0-0		0-0-0		0-0-0		AWAY		0-0-0		0-0-0		0-0-0										
0-0-0		0-0-0		0-0-0		NEUTRAL		0-0-0		0-0-0		0-0-0										
RPI	S	Opponent		Score	RPI	S	Opponent		Score	RPI	S	Opponent		Score	RPI	S	Opponent		Score			
					48	A	Texas		0 4	93	A	North Texas		6 10	167	A	Stephen F. Austin		3 15			
					48	A	Texas		3 5						184	N	Lamar		1 6			
															184	N	Lamar		1 13			
															206	N	Seton Hall		2 10			
															206	N	Seton Hall		2 12			
															222	N	Boise St.		1 6			
															222	N	Boise St.		1 9			
															260	A	Houston Baptist		6 1			
				LAST 10 GAMES																		
					48	A	Texas		0 4	167	A	Stephen F. Austin		3 15								
					184	N	Lamar		1 6	260	A	Houston Baptist		6 1								
					48	A	Texas		3 5	206	N	Seton Hall		2 12								
					184	N	Lamar		1 13	206	N	Seton Hall		2 10								
					93	A	North Texas		6 10	222	N	Boise St.		1 6								
Non-Div. I Games:		Houston-Victoria		7	0	Huston-Tillotson		17	2	Huston-Tillotson		12	3	Houston-Victoria		16	7	Texas Southern				

Average RPI Win: 256		WON-LOST RECORD		WINNING PCT. RANK		LAST 10 GAMES		STRENGTH OF SCHEDULE		OPP. STRENGTH OF SCHEDULE		TEAM RPI		ADJ RPI		CONF. RPI		ADJ CONF. RPI	
Average RPI Loss: 186																			
DIV. I ONLY		1-11-0		.08333 282		1-9-0		234		281		284		.33967 285		30		30	
DIV. I NON-CONF.		1-11-0		.08333 278		1-9-0		237		283		283		.33967 285		30		30	
TOTALS		RPI 1-25		RPI 26-50		W-L RECORDS		RPI 51-100		RPI 101-150		RPI 150+							
1-11-0		0-0-0		0-0-0		OVERALL		0-0-0		0-3-0		1-8-0							
0-0-0		0-0-0		0-0-0		HOME		0-0-0		0-0-0		0-0-0							
0-0-0		0-0-0		0-0-0		AWAY		0-0-0		0-0-0		0-0-0							
1-11-0		0-0-0		0-0-0		NEUTRAL		0-0-0		0-3-0		1-8-0							
1-11-0		0-0-0		0-0-0		NON-CONFERENCE		0-0-0		0-3-0		1-8-0							
0-0-0		0-0-0		0-0-0		HOME		0-0-0		0-0-0		0-0-0							
0-0-0		0-0-0		0-0-		AWAY		0-0-0		0-0-0		0-0-0							
1-11-0		0-0-0		0-0-0		NEUTRAL		0-0-0		0-3-0		1-8-0							
0-0-0		0-0-0		0-0-0		CONFERENCE		0-0-0		0-0-0		0-0-0							
0-0-0		0-0-0		0-0-0		HOME		0-0-0		0-0-0		0-0-0							
0-0-0		0-0-0		0-0-0		AWAY		0-0-0		0-0-0		0-0-0							
0-0-0		0-0-0		0-0-0		NEUTRAL		0-0-0		0-0-0		0-0-0							
RPI	S	Opponent		Score	RPI	S	Opponent		Score	RPI	S	Opponent		Score					

Non-Div. I Games:

Saint Peter's

Average RPI Win: 295		WON-LOST RECORD	WINNING PCT. RANK	LAST 10 GAMES	STRENGTH OF SCHEDULE	OPP. STRENGTH OF SCHEDULE	TEAM RPI	ADJ RPI		CONF. RPI	ADJ CONF. RPI
Average RPI Loss: 183											
DIV. I ONLY		3-11-0	.21429 259	3-7-0	287	272	287	.32459	286	30	30
DIV. I NON-CONF.		3-11-0	.21429 256	3-7-0	290	279	287	.32459	287	30	30
<hr/>											
TOTALS		RPI 1-25	RPI 26-50		W-L RECORDS		RPI 51-100		RPI 101-150		RPI 150+
3-11-0		0-1-0	0-0-0		OVERALL		0-1-0		0-0-0		3-9-0
0-0-0		0-0-0	0-0-0		HOME		0-0-0		0-0-0		0-0-0
3-2-0		0-0-0	0-0-0		AWAY		0-1-0		0-0-0		3-1-0
0-9-0		0-1-0	0-0-0		NEUTRAL		0-0-0		0-0-0		0-8-0
3-11-0		0-1-0	0-0-0		NON-CONFERENCE		0-1-0		0-0-0		3-9-0
0-0-0		0-0-0	0-0-0		HOME		0-0-0		0-0-0		0-0-0
3-2-0		0-0-0	0-0-		AWAY		0-1-0		0-0-0		3-1-0
0-9-0		0-1-0	0-0-0		NEUTRAL		0-0-0		0-0-0		0-8-0
0-0-0		0-0-0	0-0-0		CONFERENCE		0-0-0		0-0-0		0-0-0
0-0-0		0-0-0	0-0-0		HOME		0-0-0		0-0-0		0-0-0
0-0-0		0-0-0	0-0-0		AWAY		0-0-0		0-0-0		0-0-0
0-0-0		0-0-0	0-0-0		NEUTRAL		0-0-0		0-0-0		0-0-0
RPI	S	Opponent		Score		RPI	S	Opponent		Score	
8	N	Kansas		7 9							
						90	A	North Florida		2 6	
								183	N	Stony Brook 0 2	
								183	N	Stony Brook 6 11	
								185	N	UMass Lowell 1 7	
								195	N	Eastern Mich. 4 5	
								202	N	Villanova 1 5	
								218	N	North Dakota 3 6	
								231	N	South Dakota 7 8	
								248	N	Columbia 6 14	
								268	A	UMBC 2 5	
								295	A	Norfolk St. 9 2	
								295	A	Norfolk St. 7 4	
								295	A	Norfolk St. 10 3	
<hr/>											
LAST 10 GAMES											
295	A	Norfolk St.		7	4	231	N	South Dakota		7	8
295	A	Norfolk St.		10	3	183	N	Stony Brook		6	11
295	A	Norfolk St.		9	2	8	N	Kansas		7	9
268	A	UMBC		2	5	90	A	North Florida		2	6
202	N	Villanova		1	5	183	N	Stony Brook		0	2

Non-Div. I Games:

Siena

Average RPI Win: 269		WON-LOST RECORD		WINNING PCT. RANK		LAST 10 GAMES		STRENGTH OF SCHEDULE		OPP. STRENGTH OF SCHEDULE		TEAM RPI		ADJ RPI		CONF. RPI		ADJ CONF. RPI	
DIV. I ONLY		1-17-0		.05556 287		0-10-0		244		287		286		.32032 287		26		26	
DIV. I NON-CONF.		1-17-0		.05556 285		0-10-0		245		288		286		.32032 288		26		26	
TOTALS		RPI 1-25		RPI 26-50		W-L RECORDS		RPI 51-100		RPI 101-150		RPI 150+							
1-17-0		0-0-0		0-2-0		OVERALL		0-1-0		0-2-0		1-12-0							
0-0-0		0-0-0		0-0-0		HOME		0-0-0		0-0-0		0-0-0							
0-4-0		0-0-0		0-1-0		AWAY		0-1-0		0-0-0		0-2-0							
1-13-0		0-0-0		0-1-0		NEUTRAL		0-0-0		0-2-0		1-10-0							
1-17-0		0-0-0		0-2-0		NON-CONFERENCE		0-1-0		0-2-0		1-12-0							
0-0-0		0-0-0		0-0-0		HOME		0-0-0		0-0-0		0-0-0							
0-4-0		0-0-0		0-0-		AWAY		0-1-0		0-0-0		0-2-0							
1-13-0		0-0-0		0-1-0		NEUTRAL		0-0-0		0-2-0		1-10-0							
0-0-0		0-0-0		0-0-0		CONFERENCE		0-0-0		0-0-0		0-0-0							
0-0-0		0-0-0		0-0-0		HOME		0-0-0		0-0-0		0-0-0							
0-0-0		0-0-0		0-0-0		AWAY		0-0-0		0-0-0		0-0-0							
0-0-0		0-0-0		0-0-0		NEUTRAL		0-0-0		0-0-0		0-0-0							
RPI	S	Opponent		Score	RPI	S	Opponent		Score	RPI	S	Opponent		Score					
					40	N	Chattanooga	1	10	60	A	USC Upstate	0	9					
					50	A	South Fla.	0	9										
												110	N	Appalachian St.	2	7			
												134	N	Syracuse	1	2			
												154	A	Central Conn. St.	6	9			
												154	A	Central Conn. St.	0	2			
												168	N	Winthrop	0	8			
												235	N	Wagner	7	9			
												244	N	Canisius	3	4			
												244	N	Canisius	0	11			
												245	N	Florida A&M	2	8			
												249	N	Colgate	0	4			
												266	N	Manhattan	2	6			
												266	N	Manhattan	8	15			
												269	N	Rider	3	9			
												269	N	Rider	7	3			
												269	N	Rider	6	7			
LAST 10 GAMES																			
					50	A	South Fla.	0	9	245	N	Florida A&M	2	8					
					244	N	Canisius	0	11	40	N	Chattanooga	1	10					
					244	N	Canisius	3	4	249	N	Colgate	0	4					
					134	N	Syracuse	1	2	154	A	Central Conn. St.	6	9					
					269	N	Rider	6	7	154	A	Central Conn. St.	0	2					

Non-Div. I Games:

Hartford

Average RPI Win:	0	WON-LOST	WINNING	LAST 10	STRENGTH OF	OPP. STRENGTH	TEAM	ADJ	CONF.	ADJ CONF.	
Average RPI Loss:	194	RECORD	PCT. RANK	GAMES	SCHEDULE	OF SCHEDULE	RPI	RPI	RPI	RPI	
DIV. I ONLY		0-16-0	0 289	0-10-0	226	283	289	.31656 288	30	30	
DIV. I NON-CONF.		0-16-0	0 287	0-10-0	228	285	290	.31656 289	30	30	
<hr/>											
TOTALS	RPI 1-25	RPI 26-50		W-L RECORDS		RPI 51-100		RPI 101-150		RPI 150+	
0-16-0	0-0-0	0-0-0		OVERALL		0-1-0		0-1-0		0-14-0	
0-0-0	0-0-0	0-0-0		HOME		0-0-0		0-0-0		0-0-0	
0-3-0	0-0-0	0-0-0		AWAY		0-0-0		0-0-0		0-3-0	
0-13-0	0-0-0	0-0-0		NEUTRAL		0-1-0		0-1-0		0-11-0	
<hr/>											
0-16-0	0-0-0	0-0-0		NON-CONFERENCE		0-1-0		0-1-0		0-14-0	
0-0-0	0-0-0	0-0-0		HOME		0-0-0		0-0-0		0-0-0	
0-3-0	0-0-0	0-0-		AWAY		0-0-0		0-0-0		0-3-0	
0-13-0	0-0-0	0-0-0		NEUTRAL		0-1-0		0-1-0		0-11-0	
<hr/>											
0-0-0	0-0-0	0-0-0		CONFERENCE		0-0-0		0-0-0		0-0-0	
0-0-0	0-0-0	0-0-0		HOME		0-0-0		0-0-0		0-0-0	
0-0-0	0-0-0	0-0-0		AWAY		0-0-0		0-0-0		0-0-0	
0-0-0	0-0-0	0-0-0		NEUTRAL		0-0-0		0-0-0		0-0-0	
<hr/>											
RPI S	Opponent	Score	RPI S	Opponent	Score	RPI S	Opponent	Score	RPI S	Opponent	Score
						64 N	Lehigh	0 1	104 N	Creighton	0 8
						152 N	Saint Joseph's	0 8			
						161 A	Cleveland St.	0 8			
						171 N	Albany (NY)	6 7			
						188 N	Bucknell	5 10			
						188 N	Bucknell	3 5			
						190 N	Toledo	2 12			
						192 N	Robert Morris	1 3			
						228 N	Bowling Green	1 9			
						231 N	South Dakota	3 7			
						237 A	Ohio	1 5			
						237 A	Ohio	1 7			
						255 N	Valparaiso	2 4			
						256 N	Hampton	3 6			
						256 N	Hampton	3 15			
<hr/>											
			LAST 10 GAMES								
237 A	Ohio	1 5	171 N	Albany (NY)	6 7						
237 A	Ohio	1 7	104 N	Creighton	0 8						
255 N	Valparaiso	2 4	256 N	Hampton	3 6						
231 N	South Dakota	3 7	152 N	Saint Joseph's	0 8						
188 N	Bucknell	3 5	256 N	Hampton	3 15						

Non-Div. I Games:

Niagara

Average RPI Win: 278		WON-LOST RECORD		WINNING PCT. RANK		LAST 10 GAMES		STRENGTH OF SCHEDULE		OPP. STRENGTH OF SCHEDULE		TEAM RPI		ADJ RPI		CONF. RPI		ADJ CONF. RPI	
DIV. I ONLY		2-6-0		.25 246		2-6-0		292		273		290		.3158 289		32		32	
DIV. I NON-CONF.		2-6-0		.25 243		2-6-0		292		280		291		.3158 290		32		32	
TOTALS		RPI 1-25		RPI 26-50		W-L RECORDS		RPI 51-100		RPI 101-150		RPI 150+							
2-6-0		0-0-0		0-0-0		OVERALL		0-2-0		0-0-0		2-4-0							
1-3-0		0-0-0		0-0-0		HOME		0-2-0		0-0-0		1-1-0							
0-1-0		0-0-0		0-0-0		AWAY		0-0-0		0-0-0		0-1-0							
1-2-0		0-0-0		0-0-0		NEUTRAL		0-0-0		0-0-0		1-2-0							
2-6-0		0-0-0		0-0-0		NON-CONFERENCE		0-2-0		0-0-0		2-4-0							
1-3-0		0-0-0		0-0-0		HOME		0-2-0		0-0-0		1-1-0							
0-1-0		0-0-0		0-0-		AWAY		0-0-0		0-0-0		0-1-0							
1-2-0		0-0-0		0-0-0		NEUTRAL		0-0-0		0-0-0		1-2-0							
0-0-0		0-0-0		0-0-0		CONFERENCE		0-0-0		0-0-0		0-0-0							
0-0-0		0-0-0		0-0-0		HOME		0-0-0		0-0-0		0-0-0							
0-0-0		0-0-0		0-0-0		AWAY		0-0-0		0-0-0		0-0-0							
0-0-0		0-0-0		0-0-0		NEUTRAL		0-0-0		0-0-0		0-0-0							
RPI	S	Opponent		Score		RPI	S	Opponent		Score		RPI	S	Opponent		Score			

Non-Div. I Games: Langston 8 9 Langston 6 2

Southern U.

Average RPI Win: 282		WON-LOST RECORD		WINNING PCT. RANK		LAST 10 GAMES		STRENGTH OF SCHEDULE		OPP. STRENGTH OF SCHEDULE		TEAM RPI		ADJ RPI		CONF. RPI		ADJ CONF. RPI			
DIV. I ONLY		3-13-0		.1875 270		1-9-0		285		286		291		.30438 290		32		32			
DIV. I NON-CONF.		3-13-0		.1875 266		1-9-0		286		287		292		.30438 291		32		32			
TOTALS		RPI 1-25		RPI 26-50		W-L RECORDS		RPI 51-100		RPI 101-150		RPI 150+									
3-13-0		0-0-0		0-0-0		OVERALL		0-1-0		0-5-0		3-7-0									
0-1-0		0-0-0		0-0-0		HOME		0-0-0		0-0-0		0-1-0									
2-2-0		0-0-0		0-0-0		AWAY		0-1-0		0-0-0		2-0-0									
1-10-0		0-0-0		0-0-0		NEUTRAL		0-0-0		0-5-0		1-5-0									
3-13-0		0-0-0		0-0-0		NON-CONFERENCE		0-1-0		0-5-0		3-7-0									
0-1-0		0-0-0		0-0-0		HOME		0-0-0		0-0-0		0-1-0									
2-2-0		0-0-0		0-0-		AWAY		0-1-0		0-0-0		2-1-0									
1-10-0		0-0-0		0-0-0		NEUTRAL		0-0-0		0-5-0		1-5-0									
0-0-0		0-0-0		0-0-0		CONFERENCE		0-0-0		0-0-0		0-0-0									
0-0-0		0-0-0		0-0-0		HOME		0-0-0		0-0-0		0-0-0									
0-0-0		0-0-0		0-0-0		AWAY		0-0-0		0-0-0		0-0-0									
0-0-0		0-0-0		0-0-0		NEUTRAL		0-0-0		0-0-0		0-0-0									
RPI	S	Opponent		Score	RPI	S	Opponent		Score	RPI	S	Opponent		Score	RPI	S	Opponent		Score		
										87	A	Mercer		0	8		103	N	Murray St.	0	12
																	122	N	Michigan St.	0	12
																	122	N	Michigan St.	4	8
																	141	N	Eastern Ky.	0	8
																	141	N	Eastern Ky.	1	2
																	240	N	Youngstown St.	5	6
																	251	N	Belmont	11	13
																	253	N	Savannah St.	3	7
																	257	A	Tennessee St.	4	6
																	257	H	Tennessee St.	11	13
																	257	N	Tennessee St.	10	11
																	259	N	N.C. Central	4	3
																	283	N	Morgan St.	4	7
																	294	A	South Carolina St.	5	4
																	294	A	South Carolina St.	4	3
LAST 10 GAMES																					
										87	A	Mercer		0	8		122	N	Michigan St.	0	12
										240	N	Youngstown St.		5	6		253	N	Savannah St.	3	7
										122	N	Michigan St.		4	8		259	N	N.C. Central	4	3
										257	N	Tennessee St.		10	11		103	N	Murray St.	0	12
										283	N	Morgan St.		4	7		141	N	Eastern Ky.	0	8
Non-Div. I Games:		Tuskegee		3	6	Virginia Union		16	7	Clark Atlanta		10	3	Benedict		14	6				
		Tuskegee		6	1	Edward Waters		12	0					Alabama A&M							

Average RPI Win:		0	WON-LOST RECORD		0	289	WINNING PCT. RANK		0-7-0	LAST 10 GAMES		219	STRENGTH OF SCHEDULE		285	OPP. STRENGTH OF SCHEDULE		288	TEAM RPI		.29732	291	32	32	
Average RPI Loss:		191			0	287			0-7-0			223			286			289			.29732	292	32	32	
DIV. I ONLY		0-8-0		0		289	0-7-0					219			285			288			.29732	291	32	32	
DIV. I NON-CONF.		0-8-0		0		287	0-7-0					223			286			289			.29732	292	32	32	
TOTALS		RPI 1-25		RPI 26-50		W-L RECORDS		RPI 51-100		RPI 101-150		RPI 150+													
0-8-0		0-0-0		0-0-0		OVERALL		0-3-0		0-0-0		0-5-0													
0-0-0		0-0-0		0-0-0		HOME		0-0-0		0-0-0		0-0-0													
0-3-0		0-0-0		0-0-0		AWAY		0-3-0		0-0-0		0-0-0													
0-5-0		0-0-0		0-0-0		NEUTRAL		0-0-0		0-0-0		0-5-0													
0-8-0		0-0-0		0-0-0		NON-CONFERENCE		0-3-0		0-0-0		0-5-0													
0-0-0		0-0-0		0-0-0		HOME		0-0-0		0-0-0		0-0-0													
0-3-0		0-0-0		0-0-		AWAY		0-3-0		0-0-0		0-0-0													
0-5-0		0-0-0		0-0-0		NEUTRAL		0-0-0		0-0-0		0-5-0													
0-0-0		0-0-0		0-0-0		CONFERENCE		0-0-0		0-0-0		0-0-0													
0-0-0		0-0-0		0-0-0		HOME		0-0-0		0-0-0		0-0-0													
0-0-0		0-0-0		0-0-0		AWAY		0-0-0		0-0-0		0-0-0													
0-0-0		0-0-0		0-0-0		NEUTRAL		0-0-0		0-0-0		0-0-0													
RPI	S	Opponent		Score	RPI	S	Opponent		Score	RPI	S	Opponent		Score	RPI	S	Opponent		Score	RPI	S	Opponent		Score	

Average RPI Win: 270		WON-LOST	WINNING	LAST 10	STRENGTH OF	OPP. STRENGTH	TEAM	ADJ	CONF.	ADJ CONF.		
Average RPI Loss: 222		RECORD	PCT. RANK	GAMES	SCHEDULE	OF SCHEDULE	RPI	RPI	RPI	RPI		
DIV. I ONLY		3-15-0	.16667	275	3-7-0	293	290	292	.29409	292	31	31
DIV. I NON-CONF.		0-7-0	0	287	0-0-0	259	224	288	.32683	286	31	31
<hr/>												
TOTALS		RPI 1-25		RPI 26-50		W-L RECORDS		RPI 51-100		RPI 101-150		RPI 150+
3-15-0		0-0-0		0-0-0		OVERALL		0-1-0		0-1-0		3-13-0
0-0-0		0-0-0		0-0-0		HOME		0-0-0		0-0-0		0-0-0
3-9-0		0-0-0		0-0-0		AWAY		0-1-0		0-0-0		3-8-0
0-6-0		0-0-0		0-0-0		NEUTRAL		0-0-0		0-1-0		0-5-0
0-7-0		0-0-0		0-0-0		NON-CONFERENCE		0-1-0		0-1-0		0-5-0
0-0-0		0-0-0		0-0-0		HOME		0-0-0		0-0-0		0-0-0
0-1-0		0-0-0		0-0-		AWAY		0-1-0		0-0-0		0-0-0
0-6-0		0-0-0		0-0-0		NEUTRAL		0-0-0		0-1-0		0-5-0
3-8-0		0-0-0		0-0-0		CONFERENCE		0-0-0		0-0-0		3-8-0
0-0-0		0-0-0		0-0-0		HOME		0-0-0		0-0-0		0-0-0
3-8-0		0-0-0		0-0-0		AWAY		0-0-0		0-0-0		3-8-0
0-0-0		0-0-0		0-0-0		NEUTRAL		0-0-0		0-0-0		0-0-0
RPI	S	Opponent	Score	RPI	S	Opponent	Score	RPI	S	Opponent	Score	

Non-Div. I Games:

UMES

[illegible]

[illegible]

Average RPI Win: 212		WON-LOST RECORD	WINNING PCT. RANK	LAST 10 GAMES	STRENGTH OF SCHEDULE	OPP. STRENGTH OF SCHEDULE	TEAM RPI	ADJ RPI	CONF. RPI	ADJ CONF. RPI		
DIV. I ONLY		1-14-0	.06667	283	1-9-0	289	294	295	.25517	295	31	31
DIV. I NON-CONF.		1-11-0	.08333	278	1-7-0	293	294	295	.25171	295	31	31
TOTALS		RPI 1-25	RPI 26-50		W-L RECORDS	RPI 51-100		RPI 101-150		RPI 150+		
1-14-0	0-0-0	0-0-0		OVERALL		0-0-0		0-0-0		1-14-0		
0-5-0	0-0-0	0-0-0		HOME		0-0-0		0-0-0		0-5-0		
0-5-0	0-0-0	0-0-0		AWAY		0-0-0		0-0-0		0-5-0		
1-4-0	0-0-0	0-0-0		NEUTRAL		0-0-0		0-0-0		1-4-0		
1-11-0	0-0-0	0-0-0		NON-CONFERENCE		0-0-0		0-0-0		1-11-0		
0-5-0	0-0-0	0-0-0		HOME		0-0-0		0-0-0		0-5-0		
0-2-0	0-0-0	0-0-		AWAY		0-0-0		0-0-0		0-2-0		
1-4-0	0-0-0	0-0-0		NEUTRAL		0-0-0		0-0-0		1-4-0		
0-3-0	0-0-0	0-0-0		CONFERENCE		0-0-0		0-0-0		0-3-0		
0-0-0	0-0-0	0-0-0		HOME		0-0-0		0-0-0		0-0-0		
0-3-0	0-0-0	0-0-0		AWAY		0-0-0		0-0-0		0-3-0		
0-0-0	0-0-0	0-0-0		NEUTRAL		0-0-0		0-0-0		0-0-0		
RPI	S	Opponent	Score	RPI	S	Opponent	Score	RPI	S	Opponent	Score	
								198	A	UNCW	0 4	
								198	A	UNCW	1 8	
								212	N	Drexel	11 6	
								225	H	George Washington	0 5	
								225	H	George Washington	6 7	
								240	N	Youngstown St.	2 7	
								240	N	Youngstown St.	3 9	
								259	A	N.C. Central	0 1	
								259	A	N.C. Central	2 10	
								267	A	N.C. A&T	3 9	
								269	N	Rider	4 6	
								269	N	Rider	1 8	
								286	H	Siena	4 7	
								286	H	Siena	2 9	
								286	H	Siena	3 10	
LAST 10 GAMES												
286	H	Siena	4 7	286	H	Siena	2 9					
286	H	Siena	3 10	269	N	Rider	1 8					
225	H	George Washington	6 7	267	A	N.C. A&T	3 9					
225	H	George Washington	0 5	212	N	Drexel	11 6					
259	A	N.C. Central	2 10	269	N	Rider	4 6					

Non-Div. I Games:

Norfolk St.