

Average RPI Win: 58		WON-LOST	WINNING		LAST 10		STRENGTH OF		OPP. STRENGTH		TEAM	ADJ	CONF.	ADJ CONF.	
Average RPI Loss: 9		RECORD	PCT. RANK		GAMES		SCHEDULE		OF SCHEDULE		RPI	RPI	RPI	RPI	
DIV. I ONLY		39-4-0	.90698	1	9-1-0		1		1		1	.74351	1	1	1
DIV. I NON-CONF.		29-0-0	1	1	2-0-0		6		4		1	.73807	2	1	1
TOTALS		RPI 1-25		RPI 26-50		W-L RECORDS		RPI 51-100		RPI 101-150		RPI 150+			
39-4-0		15-4-0		8-0-0		OVERALL		6-0-0		8-0-0		2-0-0			
18-2-0		5-2-0		6-0-0		HOME		3-0-0		3-0-0		1-0-0			
9-2-0		5-2-0		1-0-0		AWAY		1-0-0		2-0-0		0-0-0			
12-0-0		5-0-0		1-0-0		NEUTRAL		2-0-0		3-0-0		1-0-0			
29-0-0		8-0-0		5-0-0		NON-CONFERENCE		6-0-0		8-0-0		2-0-0			
12-0-0		2-0-0		3-0-0		HOME		3-0-0		3-0-0		1-0-0			
5-0-0		1-0-0		1-0-		AWAY		1-0-0		2-0-0		0-0-0			
12-0-0		5-0-0		1-0-0		NEUTRAL		2-0-0		3-0-0		1-0-0			
10-4-0		7-4-0		3-0-0		CONFERENCE		0-0-0		0-0-0		0-0-0			
6-2-0		3-2-0		3-0-0		HOME		0-0-0		0-0-0		0-0-0			
4-2-0		4-2-0		0-0-0		AWAY		0-0-0		0-0-0		0-0-0			
0-0-0		0-0-0		0-0-0		NEUTRAL		0-0-0		0-0-0		0-0-0			
RPI S	Opponent		Score		RPI S	Opponent		Score		RPI S	Opponent		Score		
2 H	LSU		4 3		33 H	South Carolina		10 2		53 N	San Jose St.		9 1		
2 H	LSU		3 10		33 H	South Carolina		19 0		64 A	Long Beach St.		10 1		
2 H	LSU		10 14		33 H	South Carolina		16 3		87 H	Mercer		10 3		
4 N	Michigan		2 1		34 H	North Carolina St.		5 3		87 H	Mercer		20 3		
4 N	Michigan		7 4		34 H	North Carolina St.		1 0		99 H	Illinois St.		4 1		
5 N	Oregon		3 0		34 H	North Carolina St.		3 0		99 N	Illinois St.		8 0		
5 N	Oregon		5 1		41 N	Fresno St.		4 1							
6 A	Florida St.		5 1		48 A	South Fla.		10 5							
8 A	Alabama		1 0												
8 A	Alabama		1 5												
8 A	Alabama		4 1												
11 N	Arizona		10 0												
13 H	Kentucky		1 0												
13 H	Kentucky		6 3												
21 H	UCF		2 1												
22 H	Kansas		7 1												
23 A	Mississippi St.		16 2												
23 A	Mississippi St.		3 5												
23 A	Mississippi St.		3 2												
LAST 10 GAMES															
					13 H	Kentucky		6 3		33 H	South Carolina		10 2		
					13 H	Kentucky		1 0		101 H	North Florida		2 1		
					6 A	Florida St.		5 1		23 A	Mississippi St.		3 5		
					33 H	South Carolina		19 0		23 A	Mississippi St.		16 2		
					33 H	South Carolina		16 3		23 A	Mississippi St.		3 2		

Non-Div. I Games:

Florida

Average RPI Win:		67	WON-LOST RECORD		WINNING PCT. RANK		LAST 10 GAMES		STRENGTH OF SCHEDULE		OPP. STRENGTH OF SCHEDULE		TEAM RPI		ADJ RPI		CONF. RPI		ADJ CONF. RPI					
Average RPI Loss:		12																						
DIV. I ONLY			38-5-0		.88372		2		7-3-0		6		2		2		.72515		2		1		1	
DIV. I NON-CONF.			27-0-0		1		1		1-0-0		5		18		2		.73888		1		1		1	
TOTALS		RPI 1-25				RPI 26-50				W-L RECORDS				RPI 51-100				RPI 101-150				RPI 150+		
38-5-0		10-5-0				9-0-0				OVERALL				12-0-0				2-0-0				5-0-0		
28-0-0		4-0-0				6-0-0				HOME				11-0-0				2-0-0				5-0-0		
5-5-0		5-5-0				0-0-0				AWAY				0-0-0				0-0-0				0-0-0		
5-0-0		1-0-0				3-0-0				NEUTRAL				1-0-0				0-0-0				0-0-0		
27-0-0		5-0-0				9-0-0				NON-CONFERENCE				6-0-0				2-0-0				5-0-0		
22-0-0		4-0-0				6-0-0				HOME				5-0-0				2-0-0				5-0-0		
0-0-0		0-0-0				0-0-				AWAY				0-0-0				0-0-0				0-0-0		
5-0-0		1-0-0				3-0-0				NEUTRAL				1-0-0				0-0-0				0-0-0		
11-5-0		5-5-0				0-0-0				CONFERENCE				6-0-0				0-0-0				0-0-0		
6-0-0		0-0-0				0-0-0				HOME				6-0-0				0-0-0				0-0-0		
5-5-0		5-5-0				0-0-0				AWAY				0-0-0				0-0-0				0-0-0		
0-0-0		0-0-0				0-0-0				NEUTRAL				0-0-0				0-0-0				0-0-0		
RPI	S	Opponent		Score		RPI	S	Opponent		Score		RPI	S	Opponent		Score		RPI	S	Opponent		Score		
1	A	Florida		14	10	26	H	Hofstra		3	0	54	N	Nebraska		10	2	103	H	Central Ark.		8	0	
1	A	Florida		10	3	26	H	Hofstra		8	0	55	H	Ole Miss		5	2	145	H	Eastern Ill.		6	1	
1	A	Florida		3	4	30	H	South Ala.		8	0	55	H	Ole Miss		8	0	157	H	Nicholls St.		6	1	
11	N	Arizona		4	3	31	N	Northwestern		10	0	55	H	Ole Miss		8	2	198	H	Stephen F. Austin		9	0	
12	A	Tennessee		5	8	34	H	North Carolina St.		7	0	69	H	Northwestern St.		15	1	198	H	Stephen F. Austin		14	0	
12	A	Tennessee		7	4	34	H	North Carolina St.		4	2	69	H	Northwestern St.		11	0	223	H	Memphis		7	2	
12	A	Tennessee		5	1	36	N	San Diego St.		6	1	73	H	La.-Monroe		7	3	260	H	Tennessee St.		10	0	
13	A	Kentucky		2	5	38	H	Fla. Atlantic		12	4	74	H	Arkansas		7	1							
13	A	Kentucky		1	3	49	N	Cal St. Fullerton		8	0	74	H	Arkansas		6	0							
13	A	Kentucky		2	0							74	H	Arkansas		10	0							
17	H	Oklahoma		1	0							76	H	Louisiana Tech		7	5							
17	H	Oklahoma		10	2							97	H	Ball St.		7	3							
18	H	Notre Dame		7	1																			
18	H	Notre Dame		3	2																			
23	A	Mississippi St.		4	9																			
						LAST 10 GAMES																		
						12	A	Tennessee		5	8	55	H	Ole Miss		8	2							
						12	A	Tennessee		7	4	55	H	Ole Miss		5	2							
						12	A	Tennessee		5	1	73	H	La.-Monroe		7	3							
						23	A	Mississippi St.		4	9	13	A	Kentucky		2	0							
						55	H	Ole Miss		8	0	13	A	Kentucky		2	5							

Non-Div. I Games:

LSU

Average RPI Win: 63		WON-LOST RECORD		WINNING PCT. RANK		LAST 10 GAMES		STRENGTH OF SCHEDULE		OPP. STRENGTH OF SCHEDULE		TEAM RPI		ADJ RPI		CONF. RPI		ADJ CONF. RPI					
DIV. I ONLY		40-6-0		.86957 5		7-3-0		7		4		3		.71221 3		1		1					
DIV. I NON-CONF.		28-3-0		.90323 6		1-0-0		13		16		5		.69614 4		1		1					
TOTALS		RPI 1-25		RPI 26-50		W-L RECORDS		RPI 51-100		RPI 101-150		RPI 150+											
40-6-0		12-4-0		9-1-0		OVERALL		13-1-0		3-0-0		3-0-0											
23-1-0		5-1-0		6-0-0		HOME		7-0-0		2-0-0		3-0-0											
10-4-0		5-3-0		1-1-0		AWAY		4-0-0		0-0-0		0-0-0											
7-1-0		2-0-0		2-0-0		NEUTRAL		2-1-0		1-0-0		0-0-0											
28-3-0		3-1-0		9-1-0		NON-CONFERENCE		10-1-0		3-0-0		3-0-0											
18-0-0		0-0-0		6-0-0		HOME		7-0-0		2-0-0		3-0-0											
3-2-0		1-1-0		1-0-		AWAY		1-0-0		0-0-0		0-0-0											
7-1-0		2-0-0		2-0-0		NEUTRAL		2-1-0		1-0-0		0-0-0											
12-3-0		9-3-0		0-0-0		CONFERENCE		3-0-0		0-0-0		0-0-0											
5-1-0		5-1-0		0-0-0		HOME		0-0-0		0-0-0		0-0-0											
7-2-0		4-2-0		0-0-0		AWAY		3-0-0		0-0-0		0-0-0											
0-0-0		0-0-0		0-0-0		NEUTRAL		0-0-0		0-0-0		0-0-0											
RPI S	Opponent		Score		RPI S	Opponent		Score		RPI S	Opponent		Score		RPI S	Opponent		Score					
6 A	Florida St.		10	4	40 N	Marshall		5	4	52 H	Ohio St.		14	2	140 H	Winthrop		15	4				
6 A	Florida St.		7	10	42 H	SIUE		8	5	55 A	Ole Miss		7	3	145 H	Eastern Ill.		9	1				
9 A	Missouri		4	5	43 H	Georgia St.		20	8	55 A	Ole Miss		14	3	150 N	Pacific		4	1				
9 A	Missouri		14	6	43 H	Georgia St.		10	0	55 A	Ole Miss		10	2	179 H	Appalachian St.		9	0				
9 A	Missouri		10	8	44 H	Chattanooga		12	1	58 A	Troy		2	0	197 H	George Washington		8	0				
11 N	Arizona		20	2	45 H	UAB		11	2	58 H	Troy		15	5	243 H	Evansville		12	0				
12 H	Tennessee		6	8	45 H	UAB		10	6	64 N	Long Beach St.		8	7									
12 H	Tennessee		6	2	48 A	South Fla.		6	2	65 H	Texas St.		6	2									
12 H	Tennessee		12	9	48 N	South Fla.		8	0	87 H	Mercer		9	1									
13 H	Kentucky		5	0	49 A	Cal St. Fullerton		2	3	87 H	Mercer		7	3									
13 H	Kentucky		4	1						90 N	Dartmouth		2	4									
13 H	Kentucky		9	7						90 N	Dartmouth		6	3									
14 N	Arizona St.		7	4						97 H	Ball St.		12	1									
25 A	Texas A&M		8	1						100 H	Samford		13	0									
25 A	Texas A&M		4	12																			
25 A	Texas A&M		12	4																			
					LAST 10 GAMES																		
					25 A Texas A&M					12	4	12 H Tennessee					6	8					
					25 A Texas A&M					4	12	12 H Tennessee					6	2					
					25 A Texas A&M					8	1	9 A Missouri					10	8					
					45 H UAB					10	6	9 A Missouri					4	5					
					12 H Tennessee					12	9	9 A Missouri					14	6					

Average RPI Win:		79	WON-LOST RECORD		WINNING PCT. RANK		LAST 10 GAMES		STRENGTH OF SCHEDULE		OPP. STRENGTH OF SCHEDULE		TEAM RPI		ADJ RPI		CONF. RPI		ADJ CONF. RPI				
DIV. I ONLY			37-6-0		.86047 8		8-2-0		12		12		5		.69985 4		6		6				
DIV. I NON-CONF.			27-4-0		.87097 13		1-0-0		8		2		3		.7036 3		6		6				
TOTALS		RPI 1-25		RPI 26-50				W-L RECORDS		RPI 51-100				RPI 101-150				RPI 150+					
37-6-0		9-4-0		5-0-0				OVERALL		14-1-0				3-1-0				6-0-0					
7-2-0		0-0-0		0-0-0				HOME		2-1-0				2-1-0				3-0-0					
16-1-0		8-1-0		2-0-0				AWAY		6-0-0				0-0-0				0-0-0					
14-3-0		1-3-0		3-0-0				NEUTRAL		6-0-0				1-0-0				3-0-0					
27-4-0		7-3-0		5-0-0				NON-CONFERENCE		8-1-0				1-0-0				6-0-0					
5-1-0		0-0-0		0-0-0				HOME		2-1-0				0-0-0				3-0-0					
8-0-0		6-0-0		2-0-				AWAY		0-0-0				0-0-0				0-0-0					
14-3-0		1-3-0		3-0-0				NEUTRAL		6-0-0				1-0-0				3-0-0					
10-2-0		2-1-0		0-0-0				CONFERENCE		6-0-0				2-1-0				0-0-0					
2-1-0		0-0-0		0-0-0				HOME		0-0-0				2-1-0				0-0-0					
8-1-0		2-1-0		0-0-0				AWAY		6-0-0				0-0-0				0-0-0					
0-0-0		0-0-0		0-0-0				NEUTRAL		0-0-0				0-0-0				0-0-0					
RPI	S	Opponent		Score		RPI	S	Opponent		Score		RPI	S	Opponent		Score		RPI	S	Opponent		Score	
1	N	Florida		1	2	27	N	Baylor		11	1	52	A	Ohio St.		20	0	108	H	Iowa		4	6
1	N	Florida		4	7	29	N	Western Ky.		8	0	52	A	Ohio St.		13	1	108	H	Iowa		7	4
6	A	Florida St.		6	5	36	N	San Diego St.		10	2	52	A	Ohio St.		13	1	108	H	Iowa		6	0
6	A	Florida St.		2	1	48	A	South Fla.		4	3	53	N	San Jose St.		9	1	144	N	Binghamton		15	0
8	A	Alabama		8	2	49	A	Cal St. Fullerton		9	0	62	H	Kent St.		4	1	161	H	Western Mich.		8	2
8	A	Alabama		4	1							62	H	Kent St.		0	3	206	N	Toledo		20	5
14	A	Arizona St.		7	5							62	H	Kent St.		10	1	206	N	Toledo		9	0
14	A	Arizona St.		6	2							70	A	Rutgers		16	3	209	H	Bowling Green		8	1
14	N	Arizona St.		0	2							70	A	Rutgers		5	0	246	H	Eastern Mich.		11	1
16	A	Minnesota		1	9							70	A	Rutgers		18	0	248	N	Hampton		9	2
16	A	Minnesota		9	4							81	N	Lipscomb		7	1						
16	A	Minnesota		9	1							81	N	Lipscomb		13	1						
20	N	James Madison		10	0							91	N	Georgia Tech		10	0						
												91	N	Georgia Tech		10	2						
												99	N	Illinois St.		4	1						
						LAST 10 GAMES																	
						70	A	Rutgers		5	0	16	A	Minnesota		9	4						
						70	A	Rutgers		16	3	16	A	Minnesota		1	9						
						70	A	Rutgers		18	0	108	H	Iowa		4	6						
						246	H	Eastern Mich.		11	1	108	H	Iowa		7	4						
						16	A	Minnesota		9	1	108	H	Iowa		6	0						

Non-Div. I Games:

Michigan

Average RPI Win: 78		WON-LOST RECORD		WINNING PCT. RANK		LAST 10 GAMES		STRENGTH OF SCHEDULE		OPP. STRENGTH OF SCHEDULE		TEAM RPI		ADJ RPI		CONF. RPI		ADJ CONF. RPI					
DIV. I ONLY		35-5-0		.875 4		8-2-0		15		5		4		.68489 5		2		2					
DIV. I NON-CONF.		22-3-0		.88 10		1-0-0		59		6		12		.64638 12		2		2					
TOTALS		RPI 1-25		RPI 26-50		W-L RECORDS		RPI 51-100		RPI 101-150		RPI 150+											
35-5-0		8-4-0		12-1-0		OVERALL		2-0-0		8-0-0		5-0-0											
10-1-0		5-1-0		3-0-0		HOME		0-0-0		0-0-0		2-0-0											
10-2-0		3-1-0		5-1-0		AWAY		0-0-0		2-0-0		0-0-0											
15-2-0		0-2-0		4-0-0		NEUTRAL		2-0-0		6-0-0		3-0-0											
22-3-0		1-2-0		6-1-0		NON-CONFERENCE		2-0-0		8-0-0		5-0-0											
2-0-0		0-0-0		0-0-0		HOME		0-0-0		0-0-0		2-0-0											
5-1-0		1-0-0		2-0-		AWAY		0-0-0		2-0-0		0-0-0											
15-2-0		0-2-0		4-0-0		NEUTRAL		2-0-0		6-0-0		3-0-0											
13-2-0		7-2-0		6-0-0		CONFERENCE		0-0-0		0-0-0		0-0-0											
8-1-0		5-1-0		3-0-0		HOME		0-0-0		0-0-0		0-0-0											
5-1-0		2-1-0		3-0-0		AWAY		0-0-0		0-0-0		0-0-0											
0-0-0		0-0-0		0-0-0		NEUTRAL		0-0-0		0-0-0		0-0-0											
RPI	S	Opponent		Score		RPI	S	Opponent		Score		RPI	S	Opponent		Score							
1	N	Florida		1	5	27	A	Baylor		1	2	64	N	Long Beach St.		12	3	102	N	North Texas	9	0	
1	N	Florida		0	3	27	A	Baylor		4	1	80	N	Tulsa		4	2	108	N	Iowa	2	1	
10	A	UCLA		10	0	28	N	Texas		9	0							114	N	St. John's (NY)	8	5	
10	A	UCLA		1	8	31	N	Northwestern		8	0							115	N	Cal Poly	8	0	
10	A	UCLA		6	4	32	A	Utah		15	9							119	A	Houston	10	5	
14	H	Arizona St.		7	0	32	A	Utah		4	2							119	A	Houston	2	0	
14	H	Arizona St.		12	3	32	A	Utah		12	0							143	N	Wisconsin	10	2	
14	H	Arizona St.		4	3	36	A	San Diego St.		7	3							150	N	Pacific	9	7	
24	H	Washington		2	10	37	N	North Carolina		8	5							177	H	Utah Valley	9	1	
24	H	Washington		8	0	41	N	Fresno St.		3	0							177	H	Utah Valley	3	0	
24	H	Washington		15	6	46	H	Oregon St.		23	12							202	N	Sam Houston St.	14	4	
25	A	Texas A&M		5	1	46	H	Oregon St.		10	0							220	N	Nevada	12	8	
						46	H	Oregon St.		9	0							254	N	Abilene Christian	8	0	
						LAST 10 GAMES																	
						14	H	Arizona St.		4	3	10	A	UCLA		1	8						
						14	H	Arizona St.		12	3	24	H	Washington		15	6						
						14	H	Arizona St.		7	0	24	H	Washington		2	10						
						10	A	UCLA		10	0	24	H	Washington		8	0						
						10	A	UCLA		6	4	177	H	Utah Valley		9	1						

Non-Div. I Games:

Oregon

Average RPI Win: 77		WON-LOST	WINNING	LAST 10	STRENGTH OF		OPP. STRENGTH	TEAM	ADJ	CONF.	ADJ CONF.
Average RPI Loss: 19		RECORD	PCT. RANK	GAMES	SCHEDULE		OF SCHEDULE	RPI	RPI	RPI	RPI
DIV. I ONLY		34-11-0	.75556	28	7-3-0		4	10	6	.68361	6
DIV. I NON-CONF.		20-8-0	.71429	48	1-1-0		1	1	9	.66678	6
TOTALS		RPI 1-25	RPI 26-50		W-L RECORDS		RPI 51-100		RPI 101-150		RPI 150+
34-11-0		5-8-0	11-1-0		OVERALL		6-2-0		8-0-0		4-0-0
18-7-0		4-6-0	2-0-0		HOME		5-1-0		5-0-0		2-0-0
9-2-0		0-0-0	7-1-0		AWAY		1-1-0		0-0-0		1-0-0
7-2-0		1-2-0	2-0-0		NEUTRAL		0-0-0		3-0-0		1-0-0
20-8-0		3-7-0	6-0-0		NON-CONFERENCE		2-1-0		5-0-0		4-0-0
10-6-0		2-5-0	2-0-0		HOME		2-1-0		2-0-0		2-0-0
3-0-0		0-0-0	2-0-		AWAY		0-0-0		0-0-0		1-0-0
7-2-0		1-2-0	2-0-0		NEUTRAL		0-0-0		3-0-0		1-0-0
14-3-0		2-1-0	5-1-0		CONFERENCE		4-1-0		3-0-0		0-0-0
8-1-0		2-1-0	0-0-0		HOME		3-0-0		3-0-0		0-0-0
6-2-0		0-0-0	5-1-0		AWAY		1-1-0		0-0-0		0-0-0
0-0-0		0-0-0	0-0-0		NEUTRAL		0-0-0		0-0-0		0-0-0
RPI S	Opponent	Score		RPI S	Opponent	Score		RPI S	Opponent	Score	
1 H	Florida	1	5	26 N	Hofstra	2	1	51 A	Louisville	0	1
3 H	Auburn	10	7	29 H	Western Ky.	2	1	51 A	Louisville	9	1
3 H	Auburn	4	10	33 N	South Carolina	4	3	54 H	Nebraska	3	2
4 H	Michigan	5	6	34 A	North Carolina St.	4	9	54 H	Nebraska	4	1
4 H	Michigan	1	2	34 A	North Carolina St.	10	1	58 H	Troy	4	6
10 N	UCLA	5	1	34 A	North Carolina St.	6	5	61 H	Pittsburgh	3	0
12 N	Tennessee	1	4	35 A	Virginia Tech	7	6	61 H	Pittsburgh	8	0
13 H	Kentucky	1	3	35 A	Virginia Tech	7	5	61 H	Pittsburgh	7	0
13 H	Kentucky	3	2	35 A	Virginia Tech	5	2				
15 N	California	6	7	38 A	Fla. Atlantic	12	0				
18 H	Notre Dame	7	3	38 A	Fla. Atlantic	1	0				
18 H	Notre Dame	4	1	39 H	USC Upstate	2	0				
18 H	Notre Dame	0	12								
LAST 10 GAMES											
				51 A	Louisville	9	1	34 A	North Carolina St.	10	1
				51 A	Louisville	0	1	245 H	Florida A&M	11	0
				1 H	Florida	1	5	61 H	Pittsburgh	3	0
				34 A	North Carolina St.	4	9	61 H	Pittsburgh	8	0
				34 A	North Carolina St.	6	5	61 H	Pittsburgh	7	0

Non-Div. I Games:

Florida St.

Average RPI Win:	87	WON-LOST RECORD	WINNING PCT. RANK	LAST 10 GAMES	STRENGTH OF SCHEDULE	OPP. STRENGTH OF SCHEDULE	TEAM RPI	ADJ RPI	CONF. RPI	ADJ CONF. RPI		
DIV. I ONLY		32-5-0	.86486	7	8-2-0	18	29	8	.67596	7	5	5
DIV. I NON-CONF.		17-2-0	.89474	7	2-0-0	9	15	4	.68627	5	5	5
<hr/>												
TOTALS	RPI 1-25	RPI 26-50		W-L RECORDS		RPI 51-100		RPI 101-150		RPI 150+		
32-5-0	1-2-0	10-1-0		OVERALL		8-2-0		11-0-0		2-0-0		
27-1-0	0-0-0	8-0-0		HOME		6-1-0		11-0-0		2-0-0		
5-4-0	1-2-0	2-1-0		AWAY		2-1-0		0-0-0		0-0-0		
0-0-0	0-0-0	0-0-0		NEUTRAL		0-0-0		0-0-0		0-0-0		
17-2-0	1-2-0	5-0-0		NON-CONFERENCE		4-0-0		5-0-0		2-0-0		
16-0-0	0-0-0	5-0-0		HOME		4-0-0		5-0-0		2-0-0		
1-2-0	1-2-0	0-0-		AWAY		0-0-0		0-0-0		0-0-0		
0-0-0	0-0-0	0-0-0		NEUTRAL		0-0-0		0-0-0		0-0-0		
15-3-0	0-0-0	5-1-0		CONFERENCE		4-2-0		6-0-0		0-0-0		
11-1-0	0-0-0	3-0-0		HOME		2-1-0		6-0-0		0-0-0		
4-2-0	0-0-0	2-1-0		AWAY		2-1-0		0-0-0		0-0-0		
0-0-0	0-0-0	0-0-0		NEUTRAL		0-0-0		0-0-0		0-0-0		
RPI S	Opponent	Score		RPI S	Opponent	Score		RPI S	Opponent	Score		
8 A	Alabama	2	1	26 H	Hofstra	3	0	58 H	Troy	6	3	
8 A	Alabama	2	3	26 H	Hofstra	9	0	58 H	Troy	12	2	
8 A	Alabama	1	5	27 H	Baylor	3	1	58 H	Troy	5	9	
				27 H	Baylor	12	2	65 A	Texas St.	4	0	
				30 A	South Ala.	3	2	65 A	Texas St.	15	2	
				30 A	South Ala.	9	3	65 A	Texas St.	13	14	
				30 A	South Ala.	5	8	77 H	Idaho St.	6	0	
				34 H	North Carolina St.	6	0	77 H	Idaho St.	3	0	
				43 H	Georgia St.	8	0	77 H	Idaho St.	5	1	
				43 H	Georgia St.	10	2	92 H	McNeese St.	11	3	
				43 H	Georgia St.	10	1					

Non-Div. I Games:

La.-Lafayette

Average RPI Win: 78		WON-LOST	WINNING	LAST 10	STRENGTH OF		OPP. STRENGTH	TEAM	ADJ	CONF.	ADJ CONF.
Average RPI Loss: 16		RECORD	PCT. RANK	GAMES	SCHEDULE		OF SCHEDULE	RPI	RPI	RPI	RPI
DIV. I ONLY		31-9-0	.775	21	8-2-0		8	3	7	.67255	8
DIV. I NON-CONF.		21-4-0	.84	19	4-0-0		28	8	11	.64895	11
TOTALS		RPI 1-25	RPI 26-50		W-L RECORDS		RPI 51-100		RPI 101-150		RPI 150+
31-9-0		10-8-0	3-0-0		OVERALL		8-1-0		7-0-0		3-0-0
14-6-0		6-6-0	1-0-0		HOME		5-0-0		0-0-0		2-0-0
8-3-0		4-2-0	2-0-0		AWAY		2-1-0		0-0-0		0-0-0
9-0-0		0-0-0	0-0-0		NEUTRAL		1-0-0		7-0-0		1-0-0
21-4-0		3-3-0	3-0-0		NON-CONFERENCE		5-1-0		7-0-0		3-0-0
8-3-0		3-3-0	1-0-0		HOME		2-0-0		0-0-0		2-0-0
4-1-0		0-0-0	2-0-		AWAY		2-1-0		0-0-0		0-0-0
9-0-0		0-0-0	0-0-0		NEUTRAL		1-0-0		7-0-0		1-0-0
10-5-0		7-5-0	0-0-0		CONFERENCE		3-0-0		0-0-0		0-0-0
6-3-0		3-3-0	0-0-0		HOME		3-0-0		0-0-0		0-0-0
4-2-0		4-2-0	0-0-0		AWAY		0-0-0		0-0-0		0-0-0
0-0-0		0-0-0	0-0-0		NEUTRAL		0-0-0		0-0-0		0-0-0
RPI S	Opponent	Score	RPI S	Opponent	Score	RPI S	Opponent	Score	RPI S	Opponent	Score
1 H	Florida	0 1	30 A	South Ala.	2 1	55 H	Ole Miss	10 0	109 N	FIU	11 2
1 H	Florida	1 4	43 H	Georgia St.	9 1	55 H	Ole Miss	7 0	115 N	Cal Poly	1 0
1 H	Florida	5 1	45 A	UAB	10 0	55 H	Ole Miss	6 0	118 N	FGCU	13 1
4 H	Michigan	2 8				72 A	Stanford	15 6	119 N	Houston	6 2
4 H	Michigan	1 4				72 A	Stanford	1 4	136 N	Eastern Ky.	8 0
7 H	La.-Lafayette	5 1				81 H	Lipscomb	6 1	150 N	Pacific	13 0
7 H	La.-Lafayette	1 2				91 H	Georgia Tech	11 0	150 N	Pacific	10 0
7 H	La.-Lafayette	3 2				92 N	McNeese St.	4 0	166 N	Middle Tenn.	11 0
13 A	Kentucky	2 0				100 A	Samford	7 1	213 H	Southern Miss.	12 1
13 A	Kentucky	1 2							259 H	Mississippi Val.	17 0
13 A	Kentucky	7 3									
19 A	Georgia	6 7									
19 A	Georgia	7 4									
19 A	Georgia	4 2									
20 H	James Madison	6 4									
25 H	Texas A&M	5 11									
25 H	Texas A&M	13 0									
25 H	Texas A&M	8 5									
LAST 10 GAMES											
166 N	Middle Tenn.	11 0	213 H	Southern Miss.	12 1						
45 A	UAB	10 0	259 H	Mississippi Val.	17 0						
13 A	Kentucky	2 0	25 H	Texas A&M	5 11						
13 A	Kentucky	7 3	25 H	Texas A&M	8 5						
13 A	Kentucky	1 2	25 H	Texas A&M	13 0						

Non-Div. I Games:

Alabama



Average RPI Win: 74		WON-LOST RECORD		WINNING PCT. RANK		LAST 10 GAMES		STRENGTH OF SCHEDULE		OPP. STRENGTH OF SCHEDULE		TEAM RPI		ADJ RPI		CONF. RPI		ADJ CONF. RPI					
DIV. I ONLY		26-10-0		.72222		40		5-5-0		2		7		9		.66871		9		1		1	
DIV. I NON-CONF.		18-3-0		.85714		14		1-0-0		19		30		7		.65794		9		1		1	
TOTALS		RPI 1-25		RPI 26-50		W-L RECORDS		RPI 51-100		RPI 101-150		RPI 150+											
26-10-0		6-10-0		7-0-0		OVERALL		7-0-0		2-0-0		4-0-0											
6-3-0		3-3-0		0-0-0		HOME		0-0-0		1-0-0		2-0-0											
6-4-0		2-4-0		4-0-0		AWAY		0-0-0		0-0-0		0-0-0											
14-3-0		1-3-0		3-0-0		NEUTRAL		7-0-0		1-0-0		2-0-0											
18-3-0		1-3-0		4-0-0		NON-CONFERENCE		7-0-0		2-0-0		4-0-0											
3-0-0		0-0-0		0-0-0		HOME		0-0-0		1-0-0		2-0-0											
1-0-0		0-0-0		1-0-		AWAY		0-0-0		0-0-0		0-0-0											
14-3-0		1-3-0		3-0-0		NEUTRAL		7-0-0		1-0-0		2-0-0											
8-7-0		5-7-0		3-0-0		CONFERENCE		0-0-0		0-0-0		0-0-0											
3-3-0		3-3-0		0-0-0		HOME		0-0-0		0-0-0		0-0-0											
5-4-0		2-4-0		3-0-0		AWAY		0-0-0		0-0-0		0-0-0											
0-0-0		0-0-0		0-0-0		NEUTRAL		0-0-0		0-0-0		0-0-0											
RPI	S	Opponent		Score		RPI	S	Opponent		Score		RPI	S	Opponent		Score							
3	H	Auburn		8 10		28	N	Texas		4 3		51	N	Louisville		5 1							
3	H	Auburn		5 4		33	A	South Carolina		4 2		64	N	Long Beach St.		6 2							
3	H	Auburn		6 14		33	A	South Carolina		8 0		81	N	Lipscomb		10 2							
10	N	UCLA		0 8		33	A	South Carolina		9 3		82	N	Fordham		7 5							
11	N	Arizona		3 2		34	A	North Carolina St.		13 3		86	N	Longwood		12 4							
12	A	Tennessee		4 12		44	N	Chattanooga		6 1		93	N	Penn St.		11 7							
12	A	Tennessee		9 8		49	N	Cal St. Fullerton		10 2		94	N	Maryland		5 1							
12	A	Tennessee		7 10																			
18	N	Notre Dame		2 3																			
19	A	Georgia		4 5																			
19	A	Georgia		5 2																			
19	A	Georgia		4 6																			
21	N	UCF		0 1																			
23	H	Mississippi St.		3 2																			
23	H	Mississippi St.		4 8																			
23	H	Mississippi St.		10 2																			
LAST 10 GAMES																							
23	H	Mississippi St.		10 2		19	A	Georgia		5 2													
23	H	Mississippi St.		4 8		123	H	Saint Louis		10 6													
23	H	Mississippi St.		3 2		3	H	Auburn		8 10													
19	A	Georgia		4 5		3	H	Auburn		5 4													
19	A	Georgia		4 6		3	H	Auburn		6 14													

Non-Div. I Games:

Missouri

Average RPI Win: 87		WON-LOST RECORD		WINNING PCT. RANK		LAST 10 GAMES		STRENGTH OF SCHEDULE		OPP. STRENGTH OF SCHEDULE		TEAM RPI		ADJ RPI		CONF. RPI		ADJ CONF. RPI					
DIV. I ONLY		35-8-0		.81395 15		7-3-0		23		11		12		.66254 10		2		2					
DIV. I NON-CONF.		26-5-0		.83871 20		2-0-0		47		9		15		.64424 14		2		2					
TOTALS		RPI 1-25		RPI 26-50		W-L RECORDS		RPI 51-100		RPI 101-150		RPI 150+											
35-8-0		5-6-0		8-1-0		OVERALL		10-1-0		5-0-0		7-0-0											
16-4-0		2-4-0		6-0-0		HOME		2-0-0		4-0-0		2-0-0											
6-2-0		2-1-0		0-0-0		AWAY		4-1-0		0-0-0		0-0-0											
13-2-0		1-1-0		2-1-0		NEUTRAL		4-0-0		1-0-0		5-0-0											
26-5-0		2-3-0		5-1-0		NON-CONFERENCE		7-1-0		5-0-0		7-0-0											
12-2-0		1-2-0		3-0-0		HOME		2-0-0		4-0-0		2-0-0											
1-1-0		0-0-0		0-0-		AWAY		1-1-0		0-0-0		0-0-0											
13-2-0		1-1-0		2-1-0		NEUTRAL		4-0-0		1-0-0		5-0-0											
9-3-0		3-3-0		3-0-0		CONFERENCE		3-0-0		0-0-0		0-0-0											
4-2-0		1-2-0		3-0-0		HOME		0-0-0		0-0-0		0-0-0											
5-1-0		2-1-0		0-0-0		AWAY		3-0-0		0-0-0		0-0-0											
0-0-0		0-0-0		0-0-0		NEUTRAL		0-0-0		0-0-0		0-0-0											
RPI	S	Opponent		Score		RPI	S	Opponent		Score		RPI	S	Opponent		Score		RPI	S	Opponent		Score	
5	H	Oregon		4 6		27	H	Baylor		3 2		52	N	Ohio St.		8 0		104	H	Illinois		9 2	
5	H	Oregon		8 1		28	N	Texas		3 5		54	N	Nebraska		5 1		104	H	Illinois		14 0	
5	H	Oregon		0 10		31	N	Northwestern		12 3		57	A	CSUN		6 4		130	N	New Mexico		16 0	
6	N	Florida St.		1 5		31	N	Northwestern		8 2		59	N	Hawaii		8 4		132	H	UC Davis		8 0	
9	N	Missouri		8 0		32	H	Utah		1 0		60	H	Purdue		9 3		132	H	UC Davis		10 2	
18	H	Notre Dame		4 8		32	H	Utah		4 2		64	A	Long Beach St.		4 5		156	N	Indiana		7 4	
24	A	Washington		2 6		32	H	Utah		6 0		72	A	Stanford		12 4		171	N	Utah St.		12 4	
24	A	Washington		8 4		36	H	San Diego St.		4 1		72	A	Stanford		18 3		183	N	Southern Utah		9 1	
24	A	Washington		10 3		49	H	Cal St. Fullerton		9 1		72	A	Stanford		10 2		217	H	Providence		7 1	
25	H	Texas A&M		13 0								77	H	Idaho St.		13 3		217	H	Providence		8 0	
25	H	Texas A&M		4 6								95	N	Wichita St.		11 0		227	N	Boise St.		6 0	
																		247	N	Portland St.		10 1	
						LAST 10 GAMES																	
						72	A	Stanford		10 2		5	H	Oregon		4 6							
						72	A	Stanford		18 3		5	H	Oregon		8 1							
						72	A	Stanford		12 4		57	A	CSUN		6 4							
						49	H	Cal St. Fullerton		9 1		24	A	Washington		2 6							
						5	H	Oregon		0 10		24	A	Washington		8 4							

Non-Div. I Games:

UCLA

Average RPI Win:		90	WON-LOST RECORD		WINNING PCT. RANK	LAST 10 GAMES	STRENGTH OF SCHEDULE		OPP. STRENGTH OF SCHEDULE	TEAM RPI	ADJ RPI	CONF. RPI	ADJ CONF. RPI						
DIV. I ONLY			33-10-0		.76744	24	7-3-0		11	15	10	.66192	11	2	2				
DIV. I NON-CONF.			25-6-0		.80645	25	1-0-0		17	21	10	.65106	10	2	2				
TOTALS		RPI 1-25		RPI 26-50		W-L RECORDS		RPI 51-100		RPI 101-150		RPI 150+							
33-10-0		6-9-0		6-1-0		OVERALL		9-0-0		6-0-0		6-0-0							
20-3-0		3-3-0		0-0-0		HOME		6-0-0		5-0-0		6-0-0							
8-1-0		2-1-0		4-0-0		AWAY		2-0-0		0-0-0		0-0-0							
5-6-0		1-5-0		2-1-0		NEUTRAL		1-0-0		1-0-0		0-0-0							
25-6-0		1-5-0		3-1-0		NON-CONFERENCE		9-0-0		6-0-0		6-0-0							
17-0-0		0-0-0		0-0-0		HOME		6-0-0		5-0-0		6-0-0							
3-0-0		0-0-0		1-0-		AWAY		2-0-0		0-0-0		0-0-0							
5-6-0		1-5-0		2-1-0		NEUTRAL		1-0-0		1-0-0		0-0-0							
8-4-0		5-4-0		3-0-0		CONFERENCE		0-0-0		0-0-0		0-0-0							
3-3-0		3-3-0		0-0-0		HOME		0-0-0		0-0-0		0-0-0							
5-1-0		2-1-0		3-0-0		AWAY		0-0-0		0-0-0		0-0-0							
0-0-0		0-0-0		0-0-0		NEUTRAL		0-0-0		0-0-0		0-0-0							
RPI	S	Opponent		Score		RPI	S	Opponent		Score		RPI	S	Opponent		Score			
1	N	Florida		0	10	27	N	Baylor		1	9	53	H	San Jose St.		9	1		
2	N	LSU		3	4	31	N	Northwestern		7	6	56	A	New Mexico St.		11	6		
3	N	Auburn		2	20	36	A	San Diego St.		6	1	56	A	New Mexico St.		14	2		
9	N	Missouri		2	3	41	N	Fresno St.		7	1	63	H	UC Riverside		10	2		
13	N	Kentucky		2	5	46	A	Oregon St.		22	3	64	N	Long Beach St.		2	1		
14	H	Arizona St.		4	9	46	A	Oregon St.		9	3	75	H	UNLV		8	3		
14	H	Arizona St.		5	8	46	A	Oregon St.		7	2	75	H	UNLV		16	6		
14	H	Arizona St.		11	1							85	H	Drake		6	1		
15	A	California		9	2							85	H	Drake		8	0		
15	A	California		4	7									196 H Wright St.		22	1		
15	A	California		4	3									230 H Loyola Chicago		6	2		
17	N	Oklahoma		5	4									241 H Bryant		6	5		
24	H	Washington		14	6									241 H Bryant		18	1		
24	H	Washington		8	9														
24	H	Washington		18	10														
LAST 10 GAMES																			
24 H Washington						18	10	46 A Oregon St.						9	3				
24 H Washington						8	9	14 H Arizona St.						11	1				
24 H Washington						14	6	14 H Arizona St.						4	9				
46 A Oregon St.						22	3	14 H Arizona St.						5	8				
46 A Oregon St.						7	2	56 A New Mexico St.						14	2				

Non-Div. I Games:

Arizona

Average RPI Win:	94	WON-LOST RECORD		WINNING PCT. RANK		LAST 10 GAMES		STRENGTH OF SCHEDULE		OPP. STRENGTH OF SCHEDULE		TEAM RPI		ADJ RPI		CONF. RPI		ADJ CONF. RPI					
DIV. I ONLY		30-11-0		.73171	36	6-4-0		9		14		11		.65612	12	1		1					
DIV. I NON-CONF.		22-4-0		.84615	17	2-0-0		53		70		18		.62847	21	1		1					
TOTALS		RPI 1-25		RPI 26-50		W-L RECORDS		RPI 51-100		RPI 101-150		RPI 150+											
30-11-0		9-6-0		3-4-0		OVERALL		6-1-0		5-0-0		7-0-0											
17-4-0		6-3-0		1-1-0		HOME		3-0-0		3-0-0		4-0-0											
4-4-0		1-2-0		2-2-0		AWAY		1-0-0		0-0-0		0-0-0											
9-3-0		2-1-0		0-1-0		NEUTRAL		2-1-0		2-0-0		3-0-0											
22-4-0		2-1-0		2-2-0		NON-CONFERENCE		6-1-0		5-0-0		7-0-0											
11-1-0		0-0-0		1-1-0		HOME		3-0-0		3-0-0		4-0-0											
2-0-0		0-0-0		1-0-		AWAY		1-0-0		0-0-0		0-0-0											
9-3-0		2-1-0		0-1-0		NEUTRAL		2-1-0		2-0-0		3-0-0											
8-7-0		7-5-0		1-2-0		CONFERENCE		0-0-0		0-0-0		0-0-0											
6-3-0		6-3-0		0-0-0		HOME		0-0-0		0-0-0		0-0-0											
2-4-0		1-2-0		1-2-0		AWAY		0-0-0		0-0-0		0-0-0											
0-0-0		0-0-0		0-0-0		NEUTRAL		0-0-0		0-0-0		0-0-0											
RPI	S	Opponent		Score		RPI	S	Opponent		Score		RPI	S	Opponent		Score		RPI	S	Opponent		Score	
2	H	LSU		1	5	29	H	Western Ky.		0	2	54	N	Nebraska		2	5	114	N	St. John's (NY)		9	1
2	H	LSU		8	5	32	N	Utah		3	4	60	H	Purdue		8	0	118	N	FGCU		9	0
2	H	LSU		4	7	33	A	South Carolina		0	8	67	A	Kennesaw St.		13	5	136	H	Eastern Ky.		7	4
3	A	Auburn		9	12	33	A	South Carolina		9	1	68	N	Dayton		9	0	136	H	Eastern Ky.		7	2
3	A	Auburn		2	6	33	A	South Carolina		6	7	82	N	Fordham		5	0	137	H	Tennessee Tech		6	1
3	A	Auburn		8	6	47	H	North Dakota St.		14	3	99	H	Illinois St.		6	0	159	H	Indiana St.		12	0
6	N	Florida St.		4	1	48	A	South Fla.		9	1	99	H	Illinois St.		19	3	159	H	Indiana St.		8	0
9	H	Missouri		8	9													181	H	UNI		5	4
9	H	Missouri		12	4													200	H	East Tenn. St.		10	0
9	H	Missouri		10	7													221	N	Ohio		5	0
15	N	California		0	1													271	N	Northern Ky.		15	2
18	N	Notre Dame		8	4													282	N	Detroit		14	0
19	H	Georgia		6	2																		
19	H	Georgia		4	3																		
19	H	Georgia		1	0																		
LAST 10 GAMES																							
2	H	LSU		8	5	3	A	Auburn		9	12												
2	H	LSU		4	7	3	A	Auburn		8	6												
2	H	LSU		1	5	3	A	Auburn		2	6												
136	H	Eastern Ky.		7	2	19	H	Georgia		1	0												
136	H	Eastern Ky.		7	4	19	H	Georgia		6	2												

Non-Div. I Games:

Tennessee

Average RPI Win: 102		WON-LOST	WINNING	LAST 10	STRENGTH OF		OPP. STRENGTH	TEAM	ADJ	CONF.	ADJ CONF.
Average RPI Loss: 13		RECORD	PCT. RANK	GAMES	SCHEDULE		OF SCHEDULE	RPI	RPI	RPI	RPI
DIV. I ONLY		27-13-0	.675	48	5		8	13	.65177	13	1
DIV. I NON-CONF.		23-3-0	.88462	9	45		50	13	.64509	13	1
TOTALS		RPI 1-25	RPI 26-50		W-L RECORDS		RPI 51-100		RPI 101-150		RPI 150+
27-13-0		6-12-0	4-0-0		OVERALL		4-1-0		6-0-0		7-0-0
10-3-0		3-3-0	2-0-0		HOME		0-0-0		1-0-0		4-0-0
8-9-0		2-8-0	0-0-0		AWAY		3-1-0		2-0-0		1-0-0
9-1-0		1-1-0	2-0-0		NEUTRAL		1-0-0		3-0-0		2-0-0
23-3-0		2-2-0	4-0-0		NON-CONFERENCE		4-1-0		6-0-0		7-0-0
7-0-0		0-0-0	2-0-0		HOME		0-0-0		1-0-0		4-0-0
7-2-0		1-1-0	0-0-		AWAY		3-1-0		2-0-0		1-0-0
9-1-0		1-1-0	2-0-0		NEUTRAL		1-0-0		3-0-0		2-0-0
4-10-0		4-10-0	0-0-0		CONFERENCE		0-0-0		0-0-0		0-0-0
3-3-0		3-3-0	0-0-0		HOME		0-0-0		0-0-0		0-0-0
1-7-0		1-7-0	0-0-0		AWAY		0-0-0		0-0-0		0-0-0
0-0-0		0-0-0	0-0-0		NEUTRAL		0-0-0		0-0-0		0-0-0
RPI S	Opponent	Score		RPI S	Opponent	Score		RPI S	Opponent	Score	
1 A	Florida	0	1	36 N	San Diego St.	5	2	51 A	Louisville	4	0
1 A	Florida	3	6	38 H	Fla. Atlantic	3	1	64 N	Long Beach St.	13	1
2 H	LSU	0	2	38 H	Fla. Atlantic	7	1	67 A	Kennesaw St.	8	9
2 H	LSU	5	2	46 N	Oregon St.	6	5	98 A	Murray St.	1	0
2 H	LSU	3	1					98 A	Murray St.	5	2
3 A	Auburn	1	4								
3 A	Auburn	7	9								
3 A	Auburn	0	5								
6 A	Florida St.	3	1								
6 A	Florida St.	2	3								
8 H	Alabama	2	1								
8 H	Alabama	3	7								
8 H	Alabama	0	2								
11 N	Arizona	5	2								
17 N	Oklahoma	3	7								
25 A	Texas A&M	3	6								
25 A	Texas A&M	3	2								
25 A	Texas A&M	0	3								
LAST 10 GAMES											
1 A	Florida	3	6	8 H	Alabama	3	7				
1 A	Florida	0	1	8 H	Alabama	2	1				
38 H	Fla. Atlantic	3	1	51 A	Louisville	4	0				
38 H	Fla. Atlantic	7	1	2 H	LSU	0	2				
8 H	Alabama	0	2	2 H	LSU	5	2				

Non-Div. I Games:

Kentucky

Average RPI Win:		99	WON-LOST RECORD		WINNING PCT. RANK	LAST 10 GAMES		STRENGTH OF SCHEDULE		OPP. STRENGTH OF SCHEDULE	TEAM RPI	ADJ RPI	CONF. RPI	ADJ CONF. RPI			
Average RPI Loss:		25															
DIV. I ONLY			27-15-0		.64286	66		5-5-0		3	25	14	.644	14	2	2	
DIV. I NON-CONF.			22-9-0		.70968	51		3-1-0		12	44	19	.62884	19	2	2	
TOTALS		RPI 1-25		RPI 26-50		W-L RECORDS		RPI 51-100		RPI 101-150		RPI 150+					
27-15-0		7-11-0		2-1-0		OVERALL		5-2-0		4-1-0		9-0-0					
17-8-0		3-5-0		0-1-0		HOME		3-1-0		4-1-0		7-0-0					
7-6-0		3-5-0		1-0-0		AWAY		1-1-0		0-0-0		2-0-0					
3-1-0		1-1-0		1-0-0		NEUTRAL		1-0-0		0-0-0		0-0-0					
22-9-0		2-5-0		2-1-0		NON-CONFERENCE		5-2-0		4-1-0		9-0-0					
15-7-0		1-4-0		0-1-0		HOME		3-1-0		4-1-0		7-0-0					
4-1-0		0-0-0		1-0-		AWAY		1-1-0		0-0-0		2-0-0					
3-1-0		1-1-0		1-0-0		NEUTRAL		1-0-0		0-0-0		0-0-0					
5-6-0		5-6-0		0-0-0		CONFERENCE		0-0-0		0-0-0		0-0-0					
2-1-0		2-1-0		0-0-0		HOME		0-0-0		0-0-0		0-0-0					
3-5-0		3-5-0		0-0-0		AWAY		0-0-0		0-0-0		0-0-0					
0-0-0		0-0-0		0-0-0		NEUTRAL		0-0-0		0-0-0		0-0-0					
RPI	S	Opponent		Score		RPI	S	Opponent		Score		RPI	S	Opponent		Score	
3	N	Auburn		4	7	27	N	Baylor		8	2	53	N	San Jose St.		6	4
4	H	Michigan		2	6	28	H	Texas		4	9	55	H	Ole Miss		6	3
4	H	Michigan		5	7	49	A	Cal St. Fullerton		10	3	56	A	New Mexico St.		12	1
4	N	Michigan		2	0							56	A	New Mexico St.		4	6
5	A	Oregon		3	4							56	H	New Mexico St.		11	7
5	A	Oregon		3	12							57	H	CSUN		6	8
5	A	Oregon		0	7							99	H	Illinois St.		9	4
11	A	Arizona		1	11												
11	A	Arizona		8	5												
11	A	Arizona		9	4												
15	H	California		8	7												
15	H	California		5	6												
15	H	California		11	6												
16	H	Minnesota		1	4												
17	H	Oklahoma		1	5												
17	H	Oklahoma		8	4												
24	A	Washington		7	8												
24	A	Washington		9	7												
						LAST 10 GAMES											
						5	A	Oregon		3	4	56	A	New Mexico St.		4	6
						5	A	Oregon		3	12	56	A	New Mexico St.		12	1
						5	A	Oregon		0	7	11	A	Arizona		1	11
						178	A	UTEP		12	1	11	A	Arizona		9	4
						178	A	UTEP		13	11	11	A	Arizona		8	5

Non-Div. I Games:

Arizona St.

Average RPI Win:	88	WON-LOST RECORD	WINNING PCT. RANK	LAST 10 GAMES	STRENGTH OF SCHEDULE	OPP. STRENGTH OF SCHEDULE	TEAM RPI	ADJ RPI	CONF. RPI	ADJ CONF. RPI		
DIV. I ONLY		31-9-0	.775	21	7-3-0	25	16	15	.64384	15	2	2
DIV. I NON-CONF.		26-2-0	.92857	5	4-0-0	41	35	8	.6596	8	2	2
<hr/>												
TOTALS	RPI 1-25	RPI 26-50		W-L RECORDS		RPI 51-100		RPI 101-150		RPI 150+		
31-9-0	4-5-0	6-4-0		OVERALL		9-0-0		7-0-0		5-0-0		
7-4-0	1-3-0	2-1-0		HOME		3-0-0		0-0-0		1-0-0		
6-4-0	1-2-0	2-2-0		AWAY		1-0-0		0-0-0		2-0-0		
18-1-0	2-0-0	2-1-0		NEUTRAL		5-0-0		7-0-0		2-0-0		
26-2-0	2-1-0	3-1-0		NON-CONFERENCE		9-0-0		7-0-0		5-0-0		
4-1-0	0-1-0	0-0-0		HOME		3-0-0		0-0-0		1-0-0		
4-0-0	0-0-0	1-0-		AWAY		1-0-0		0-0-0		2-0-0		
18-1-0	2-0-0	2-1-0		NEUTRAL		5-0-0		7-0-0		2-0-0		
5-7-0	2-4-0	3-3-0		CONFERENCE		0-0-0		0-0-0		0-0-0		
3-3-0	1-2-0	2-1-0		HOME		0-0-0		0-0-0		0-0-0		
2-4-0	1-2-0	1-2-0		AWAY		0-0-0		0-0-0		0-0-0		
0-0-0	0-0-0	0-0-0		NEUTRAL		0-0-0		0-0-0		0-0-0		
RPI S	Opponent	Score		RPI S	Opponent	Score		RPI S	Opponent	Score		
6 N	Florida St.	7	6	31 N	Northwestern	5	2	53 N	San Jose St.	3	2	
11 H	Arizona	3	4	32 A	Utah	6	8	59 A	Hawaii	12	4	
11 H	Arizona	7	4	32 A	Utah	4	1	63 N	UC Riverside	10	2	
11 H	Arizona	2	9	32 A	Utah	10	12	75 H	UNLV	9	1	
12 N	Tennessee	1	0	33 N	South Carolina	1	3	75 H	UNLV	9	4	
14 A	Arizona St.	6	11	41 A	Fresno St.	14	9	75 H	UNLV	3	1	
14 A	Arizona St.	6	5	46 H	Oregon St.	1	3	82 N	Fordham	6	0	
14 A	Arizona St.	7	8	46 H	Oregon St.	3	2	86 N	Longwood	3	0	
16 H	Minnesota	1	8	46 H	Oregon St.	3	1	86 N	Longwood	4	3	
				50 N	BYU	12	4					

Non-Div. I Games:

California

Average RPI Win:	97	WON-LOST RECORD	WINNING PCT. RANK	LAST 10 GAMES	STRENGTH OF SCHEDULE	OPP. STRENGTH OF SCHEDULE	TEAM RPI	ADJ RPI	CONF. RPI	ADJ CONF. RPI		
DIV. I ONLY		33-7-0	.825	11	7-3-0	46	19	17	.6433	16	6	6
DIV. I NON-CONF.		24-4-0	.85714	14	0-0-0	81	26	20	.62999	17	6	6
TOTALS	RPI 1-25	RPI 26-50		W-L RECORDS		RPI 51-100		RPI 101-150		RPI 150+		
33-7-0	5-4-0	4-1-0		OVERALL		10-2-0		7-0-0		7-0-0		
4-2-0	1-2-0	3-0-0		HOME		0-0-0		0-0-0		0-0-0		
14-1-0	2-0-0	1-0-0		AWAY		8-1-0		3-0-0		0-0-0		
15-4-0	2-2-0	0-1-0		NEUTRAL		2-1-0		4-0-0		7-0-0		
24-4-0	4-2-0	1-1-0		NON-CONFERENCE		8-1-0		4-0-0		7-0-0		
0-0-0	0-0-0	0-0-0		HOME		0-0-0		0-0-0		0-0-0		
9-0-0	2-0-0	1-0-		AWAY		6-0-0		0-0-0		0-0-0		
15-4-0	2-2-0	0-1-0		NEUTRAL		2-1-0		4-0-0		7-0-0		
9-3-0	1-2-0	3-0-0		CONFERENCE		2-1-0		3-0-0		0-0-0		
4-2-0	1-2-0	3-0-0		HOME		0-0-0		0-0-0		0-0-0		
5-1-0	0-0-0	0-0-0		AWAY		2-1-0		3-0-0		0-0-0		
0-0-0	0-0-0	0-0-0		NEUTRAL		0-0-0		0-0-0		0-0-0		
RPI S Opponent	Score	RPI S Opponent	Score	RPI S Opponent	Score	RPI S Opponent	Score					
4 H Michigan	4 9	31 H Northwestern	10 5	51 N Louisville	4 2	104 A Illinois	3 2					
4 H Michigan	1 9	31 H Northwestern	10 2	54 A Nebraska	3 5	104 A Illinois	14 2					
4 H Michigan	9 1	31 H Northwestern	11 0	54 A Nebraska	8 3	104 A Illinois	11 1					
14 A Arizona St.	4 1	41 A Fresno St.	3 1	54 A Nebraska	8 7	115 N Cal Poly	1 0					
15 A California	8 1	45 N UAB	0 1	56 N New Mexico St.	6 1	127 N Colorado St.	8 5					
20 N James Madison	2 8			72 A Stanford	10 5	132 N UC Davis	15 6					
21 N UCF	0 4			72 A Stanford	9 1	150 N Pacific	8 1					
23 N Mississippi St.	5 0			72 A Stanford	9 5	155 N Bakersfield	9 1					
24 N Washington	8 0			75 A UNLV	14 3	189 N South Dakota St.	20 3					
				82 N Fordham	5 10	216 N Santa Clara	9 6					
				84 A Stetson	3 0	227 N Boise St.	8 4					
				84 A Stetson	16 7	227 N Boise St.	8 3					
						231 N UMass Lowell	8 0					
						244 N Montana	5 2					
LAST 10 GAMES												
31 H Northwestern	11 0	4 H Michigan	9 1									
31 H Northwestern	10 2	54 A Nebraska	3 5									
31 H Northwestern	10 5	54 A Nebraska	8 3									
4 H Michigan	1 9	54 A Nebraska	8 7									
4 H Michigan	4 9	104 A Illinois	3 2									

**Non-Div. I Games:**

Minnesota



Average RPI Win: 107		WON-LOST RECORD		WINNING PCT. RANK		LAST 10 GAMES		STRENGTH OF SCHEDULE		OPP. STRENGTH OF SCHEDULE		TEAM RPI		ADJ RPI		CONF. RPI		ADJ CONF. RPI	
DIV. I ONLY		36-5-0		.87805 3		10-0-0		69		23		16		.64217 17		3		3	
DIV. I NON-CONF.		27-5-0		.84375 18		2-0-0		90		7		24		.6252 22		3		3	
TOTALS		RPI 1-25		RPI 26-50		W-L RECORDS		RPI 51-100		RPI 101-150		RPI 150+							
36-5-0		3-5-0		4-0-0		OVERALL		11-0-0		9-0-0		9-0-0							
14-0-0		0-0-0		0-0-0		HOME		3-0-0		9-0-0		2-0-0							
10-3-0		1-3-0		3-0-0		AWAY		6-0-0		0-0-0		0-0-0							
12-2-0		2-2-0		1-0-0		NEUTRAL		2-0-0		0-0-0		7-0-0							
27-5-0		3-5-0		1-0-0		NON-CONFERENCE		8-0-0		6-0-0		9-0-0							
11-0-0		0-0-0		0-0-0		HOME		3-0-0		6-0-0		2-0-0							
4-3-0		1-3-0		0-0-		AWAY		3-0-0		0-0-0		0-0-0							
12-2-0		2-2-0		1-0-0		NEUTRAL		2-0-0		0-0-0		7-0-0							
9-0-0		0-0-0		3-0-0		CONFERENCE		3-0-0		3-0-0		0-0-0							
3-0-0		0-0-0		0-0-0		HOME		0-0-0		3-0-0		0-0-0							
6-0-0		0-0-0		3-0-0		AWAY		3-0-0		0-0-0		0-0-0							
0-0-0		0-0-0		0-0-0		NEUTRAL		0-0-0		0-0-0		0-0-0							
RPI S	Opponent	Score		RPI S	Opponent	Score		RPI S	Opponent	Score		RPI S	Opponent	Score					
2 A	LSU	0	1	28 A	Texas	3	1	59 A	Hawaii	7	0	103 H	Central Ark.	12	6				
2 A	LSU	2	10	28 A	Texas	4	0	59 A	Hawaii	8	0	107 H	Iowa St.	16	1				
11 N	Arizona	4	5	28 A	Texas	8	0	74 H	Arkansas	10	1	107 H	Iowa St.	4	2				
13 N	Kentucky	7	3	36 N	San Diego St.	10	1	92 N	McNeese St.	3	0	107 H	Iowa St.	8	2				
14 A	Arizona St.	5	1					95 A	Wichita St.	8	2	108 H	Iowa	9	0				
14 A	Arizona St.	4	8					96 A	Texas Tech	9	1	108 H	Iowa	8	2				
19 N	Georgia	5	6					96 A	Texas Tech	13	5	108 H	Iowa	23	3				
24 N	Washington	8	7					96 A	Texas Tech	21	6	116 H	Missouri St.	10	0				
								99 N	Illinois St.	7	2	116 H	Missouri St.	11	0				
								100 H	Samford	9	0	153 N	DePaul	9	2				
								100 H	Samford	14	0	153 N	DePaul	11	3				
												158 N	Loyola Marymount	9	0				
												160 H	East Carolina	11	0				
												160 H	East Carolina	23	1				
												190 N	St. Mary's (CA)	17	0				
												225 N	Boston U.	14	4				
												269 N	IPFW	9	0				
												269 N	IPFW	5	0				
				LAST 10 GAMES															
				28 A	Texas	4	0	107 H	Iowa St.	16	1								
				28 A	Texas	8	0	107 H	Iowa St.	4	2								
				28 A	Texas	3	1	103 H	Central Ark.	12	6								
				74 H	Arkansas	10	1	96 A	Texas Tech	21	6								
				107 H	Iowa St.	8	2	96 A	Texas Tech	13	5								

Non-Div. I Games:

Oklahoma

Average RPI Win:		103	WON-LOST RECORD		WINNING PCT. RANK	LAST 10 GAMES		STRENGTH OF SCHEDULE		OPP. STRENGTH OF SCHEDULE	TEAM RPI	ADJ RPI	CONF. RPI	ADJ CONF. RPI			
Average RPI Loss:		21															
DIV. I ONLY			32-11-0		.74419	31	10-0-0		20	24	19	.64015	18	4	4		
DIV. I NON-CONF.			19-6-0		.76	34	3-0-0		21	34	16	.6338	16	4	4		
TOTALS		RPI 1-25		RPI 26-50		W-L RECORDS		RPI 51-100		RPI 101-150		RPI 150+					
32-11-0		4-6-0		6-5-0		OVERALL		9-0-0		4-0-0		9-0-0					
11-0-0		0-0-0		3-0-0		HOME		3-0-0		0-0-0		5-0-0					
11-8-0		2-4-0		1-4-0		AWAY		3-0-0		3-0-0		2-0-0					
10-3-0		2-2-0		2-1-0		NEUTRAL		3-0-0		1-0-0		2-0-0					
19-6-0		3-4-0		3-2-0		NON-CONFERENCE		3-0-0		1-0-0		9-0-0					
5-0-0		0-0-0		0-0-0		HOME		0-0-0		0-0-0		5-0-0					
4-3-0		1-2-0		1-0-		AWAY		0-0-0		0-0-0		2-0-0					
10-3-0		2-2-0		2-1-0		NEUTRAL		3-0-0		1-0-0		2-0-0					
13-5-0		1-2-0		3-3-0		CONFERENCE		6-0-0		3-0-0		0-0-0					
6-0-0		0-0-0		3-0-0		HOME		3-0-0		0-0-0		0-0-0					
7-5-0		1-2-0		0-3-0		AWAY		3-0-0		3-0-0		0-0-0					
0-0-0		0-0-0		0-0-0		NEUTRAL		0-0-0		0-0-0		0-0-0					
RPI	S	Opponent		Score		RPI	S	Opponent		Score		RPI	S	Opponent		Score	
2	A	LSU		2	3	26	N	Hofstra		2	3	61	A	Pittsburgh		14	0
2	A	LSU		1	7	28	N	Texas		5	1	61	A	Pittsburgh		13	5
6	A	Florida St.		12	0	32	N	Utah		3	1	61	A	Pittsburgh		3	2
6	A	Florida St.		1	4	34	A	North Carolina St.		2	9	69	N	Northwestern St.		8	5
6	A	Florida St.		3	7	34	A	North Carolina St.		3	8	75	N	UNLV		8	0
9	N	Missouri		3	2	34	A	North Carolina St.		2	4	91	H	Georgia Tech		5	0
10	A	UCLA		8	4	35	H	Virginia Tech		2	0	91	H	Georgia Tech		13	0
12	N	Tennessee		4	8	35	H	Virginia Tech		11	1	91	H	Georgia Tech		6	1
19	N	Georgia		5	3	35	H	Virginia Tech		6	1	94	N	Maryland		8	6
23	N	Mississippi St.		1	6	49	A	Cal St. Fullerton		7	8						
						49	A	Cal St. Fullerton		7	2						
						LAST 10 GAMES											
						111	A	Boston College		10	2	61	A	Pittsburgh		3	2
						111	A	Boston College		5	2	61	A	Pittsburgh		13	5
						111	A	Boston College		8	5	61	A	Pittsburgh		14	0
						185	H	Butler		8	0	246	H	Eastern Mich.		10	2
						161	H	Western Mich.		10	2	35	H	Virginia Tech		6	1

Non-Div. I Games:

Notre Dame

Average RPI Win: 102		WON-LOST RECORD	WINNING PCT. RANK	LAST 10 GAMES	STRENGTH OF SCHEDULE	OPP. STRENGTH OF SCHEDULE	TEAM RPI	ADJ RPI	CONF. RPI	ADJ CONF. RPI												
Average RPI Loss: 17																						
DIV. I ONLY		35-10-0	.77778	20	6-4-0	29	17	18	.63848	19	1	1										
DIV. I NON-CONF.		24-3-0	.88889	8	1-1-0	79	93	17	.62891	18	1	1										
<hr/>																						
TOTALS		RPI 1-25		RPI 26-50		W-L RECORDS		RPI 51-100		RPI 101-150		RPI 150+										
35-10-0		7-8-0		1-2-0		OVERALL		13-0-0		5-0-0		9-0-0										
22-4-0		3-3-0		1-1-0		HOME		8-0-0		4-0-0		6-0-0										
6-4-0		2-4-0		0-0-0		AWAY		4-0-0		0-0-0		0-0-0										
7-2-0		2-1-0		0-1-0		NEUTRAL		1-0-0		1-0-0		3-0-0										
24-3-0		2-1-0		1-2-0		NON-CONFERENCE		7-0-0		5-0-0		9-0-0										
16-1-0		0-0-0		1-1-0		HOME		5-0-0		4-0-0		6-0-0										
1-0-0		0-0-0		0-0-		AWAY		1-0-0		0-0-0		0-0-0										
7-2-0		2-1-0		0-1-0		NEUTRAL		1-0-0		1-0-0		3-0-0										
11-7-0		5-7-0		0-0-0		CONFERENCE		6-0-0		0-0-0		0-0-0										
6-3-0		3-3-0		0-0-0		HOME		3-0-0		0-0-0		0-0-0										
5-4-0		2-4-0		0-0-0		AWAY		3-0-0		0-0-0		0-0-0										
0-0-0		0-0-0		0-0-0		NEUTRAL		0-0-0		0-0-0		0-0-0										
RPI	S	Opponent		Score		RPI	S	Opponent		Score		RPI	S	Opponent		Score						
8	H	Alabama		2 4		28	N	Texas		0 5		55	A	Ole Miss		9 7						
8	H	Alabama		7 6		37	H	North Carolina		9 15		55	A	Ole Miss		8 0						
8	H	Alabama		4 7		42	H	SIUE		9 0		55	A	Ole Miss		4 0						
9	H	Missouri		6 4								58	H	Troy		12 6						
9	H	Missouri		5 4								66	N	Towson		16 0						
9	H	Missouri		2 5								71	H	Elon		14 4						
12	A	Tennessee		2 6								71	H	Elon		10 0						
12	A	Tennessee		0 1								74	H	Arkansas		12 4						
12	A	Tennessee		3 4								74	H	Arkansas		9 1						
17	N	Oklahoma		6 5								74	H	Arkansas		10 0						
18	N	Notre Dame		3 5								91	A	Georgia Tech		14 0						
20	N	James Madison		7 1								91	H	Georgia Tech		3 0						
23	A	Mississippi St.		7 8								98	H	Murray St.		8 0						
23	A	Mississippi St.		6 1																		
23	A	Mississippi St.		9 1																		
<hr/>																						
LAST 10 GAMES																						
55 A Ole Miss						4 0						9 H Missouri						6 4				
55 A Ole Miss						9 7						9 H Missouri						2 5				
55 A Ole Miss						8 0						37 H North Carolina						9 15				
91 H Georgia Tech						3 0						12 A Tennessee						0 1				
9 H Missouri						5 4						12 A Tennessee						2 6				

Non-Div. I Games:

Georgia

Average RPI Win:	122	WON-LOST RECORD	WINNING PCT. RANK	LAST 10 GAMES	STRENGTH OF SCHEDULE	OPP. STRENGTH OF SCHEDULE	TEAM RPI	ADJ RPI	CONF. RPI	ADJ CONF. RPI								
DIV. I ONLY		32-6-0	.84211	9	10-0-0	44	61	20	.63419	20	8	8						
DIV. I NON-CONF.		21-6-0	.77778	31	2-0-0	34	77	29	.61502	29	9	10						
<hr/>																		
TOTALS	RPI 1-25	RPI 26-50		W-L RECORDS		RPI 51-100		RPI 101-150		RPI 150+								
32-6-0	2-3-0	4-1-0		OVERALL		8-0-0		8-2-0		10-0-0								
12-1-0	0-0-0	0-0-0		HOME		2-0-0		4-1-0		6-0-0								
9-2-0	1-1-0	4-0-0		AWAY		2-0-0		2-1-0		0-0-0								
11-3-0	1-2-0	0-1-0		NEUTRAL		4-0-0		2-0-0		4-0-0								
21-6-0	2-3-0	2-1-0		NON-CONFERENCE		5-0-0		5-2-0		7-0-0								
5-1-0	0-0-0	0-0-0		HOME		1-0-0		1-1-0		3-0-0								
5-2-0	1-1-0	2-0-		AWAY		0-0-0		2-1-0		0-0-0								
11-3-0	1-2-0	0-1-0		NEUTRAL		4-0-0		2-0-0		4-0-0								
11-0-0	0-0-0	2-0-0		CONFERENCE		3-0-0		3-0-0		3-0-0								
7-0-0	0-0-0	0-0-0		HOME		1-0-0		3-0-0		3-0-0								
4-0-0	0-0-0	2-0-0		AWAY		2-0-0		0-0-0		0-0-0								
0-0-0	0-0-0	0-0-0		NEUTRAL		0-0-0		0-0-0		0-0-0								
RPI	S	Opponent	Score		RPI	S	Opponent	Score		RPI	S	Opponent	Score					
4	N	Michigan	0	10	26	A	Hofstra	7	4	66	A	Towson	6	2				
8	A	Alabama	4	6	26	A	Hofstra	4	2	66	A	Towson	5	1				
16	N	Minnesota	8	2	35	N	Virginia Tech	2	3	66	H	Towson	4	3				
19	N	Georgia	1	7	37	A	North Carolina	7	0	81	N	Lipscomb	11	1				
21	A	UCF	2	1	37	A	North Carolina	5	3	81	N	Lipscomb	3	0				
										89	N	Jacksonville St.	1	0				
										93	N	Penn St.	2	1				
										94	H	Maryland	10	5				
												101	A	North Florida	0	1		
												113	H	Col. of Charleston	6	3		
												113	H	Col. of Charleston	9	1		
												113	H	Col. of Charleston	8	3		
												114	H	St. John's (NY)	10	4		
												134	N	Maine	2	0		
												134	N	Maine	4	0		
												135	H	Stony Brook	4	6		
												140	A	Winthrop	6	1		
												140	A	Winthrop	1	0		
												180	H	UNCW	7	1		
												180	H	UNCW	10	0		
												180	H	UNCW	8	0		
												185	N	Butler	1	0		
												192	N	Ill.-Chicago	6	1		
												210	H	Virginia	9	1		
												210	H	Virginia	10	2		
												238	N	Monmouth	8	0		
												256	N	Fairfield	8	2		
												273	H	Rhode Island	8	0		
<hr/>																		
LAST 10 GAMES																		
180 H UNCW					10					0		113 H Col. of Charleston			8		3	
180 H UNCW					7					1		113 H Col. of Charleston			6		3	
180 H UNCW					8					0		113 H Col. of Charleston			9		1	
26 A Hofstra					4					2		37 A North Carolina			5		3	
26 A Hofstra					7					4		37 A North Carolina			7		0	

Non-Div. I Games:

James Madison

U  
C  
F

UCF

**Non-Div. I Games:**

Kansas

Average RPI Win:	108	WON-LOST RECORD	WINNING PCT. RANK	LAST 10 GAMES	STRENGTH OF SCHEDULE	OPP. STRENGTH OF SCHEDULE	TEAM RPI	ADJ RPI	CONF. RPI	ADJ CONF. RPI		
DIV. I ONLY		31-12-0	.72093	41	7-3-0	17	30	21	.6284	23	1	1
DIV. I NON-CONF.		21-3-0	.875	11	1-0-0	60	185	22	.61848	26	1	1
<hr/>												
TOTALS	RPI 1-25	RPI 26-50		W-L RECORDS		RPI 51-100		RPI 101-150		RPI 150+		
31-12-0	7-8-0	0-1-0		OVERALL		11-2-0		3-1-0		10-0-0		
19-6-0	5-5-0	0-0-0		HOME		5-0-0		3-1-0		6-0-0		
9-5-0	1-2-0	0-1-0		AWAY		5-2-0		0-0-0		3-0-0		
3-1-0	1-1-0	0-0-0		NEUTRAL		1-0-0		0-0-0		1-0-0		
21-3-0	1-1-0	0-1-0		NON-CONFERENCE		7-0-0		3-1-0		10-0-0		
14-1-0	0-0-0	0-0-0		HOME		5-0-0		3-1-0		6-0-0		
4-1-0	0-0-0	0-0-		AWAY		1-0-0		0-0-0		3-0-0		
3-1-0	1-1-0	0-0-0		NEUTRAL		1-0-0		0-0-0		1-0-0		
10-9-0	6-7-0	0-0-0		CONFERENCE		4-2-0		0-0-0		0-0-0		
5-5-0	5-5-0	0-0-0		HOME		0-0-0		0-0-0		0-0-0		
5-4-0	1-2-0	0-0-0		AWAY		4-2-0		0-0-0		0-0-0		
0-0-0	0-0-0	0-0-0		NEUTRAL		0-0-0		0-0-0		0-0-0		
RPI	S	Opponent	Score	RPI	S	Opponent	Score	RPI	S	Opponent	Score	
1	H	Florida	5 3	45	A	UAB	4 5	55	A	Ole Miss	8 6	
1	H	Florida	2 16					55	A	Ole Miss	7 8	
1	H	Florida	2 3					55	A	Ole Miss	8 14	
2	H	LSU	9 4					67	H	Kennesaw St.	4 2	
9	A	Missouri	2 10					74	A	Arkansas	3 0	
9	A	Missouri	8 4					74	A	Arkansas	3 2	
9	A	Missouri	2 3					74	A	Arkansas	16 4	
16	N	Minnesota	0 5					76	H	Louisiana Tech	6 4	
18	N	Notre Dame	6 1					81	A	Lipscomb	1 0	
19	H	Georgia	8 7					93	H	Penn St.	10 5	
19	H	Georgia	1 9					93	H	Penn St.	9 3	
19	H	Georgia	1 6					93	H	Penn St.	10 2	
25	H	Texas A&M	8 10					94	N	Maryland	6 2	
25	H	Texas A&M	7 0									
25	H	Texas A&M	7 5									
				LAST 10 GAMES								
				9	A	Missouri	2 10	74	A	Arkansas	3 2	
				9	A	Missouri	8 4	74	A	Arkansas	3 0	
				9	A	Missouri	2 3	81	A	Lipscomb	1 0	
				2	H	LSU	9 4	1	H	Florida	5 3	
				74	A	Arkansas	16 4	1	H	Florida	2 16	

Non-Div. I Games:

Mississippi St.

Average RPI Win: 114		WON-LOST	WINNING	LAST 10	STRENGTH OF		OPP. STRENGTH	TEAM	ADJ	CONF.	ADJ CONF.
Average RPI Loss: 15		RECORD	PCT. RANK	GAMES	SCHEDULE		OF SCHEDULE	RPI	RPI	RPI	RPI
DIV. I ONLY		35-11-0	.76087	26	6-4-0		34	28	22	.62815	24
DIV. I NON-CONF.		28-4-0	.875	11	1-0-0		99	72	28	.61977	24
TOTALS		RPI 1-25	RPI 26-50		W-L RECORDS		RPI 51-100		RPI 101-150		RPI 150+
35-11-0		5-10-0	0-1-0		OVERALL		13-0-0		6-0-0		11-0-0
13-3-0		2-3-0	0-0-0		HOME		9-0-0		0-0-0		2-0-0
10-4-0		2-4-0	0-0-0		AWAY		2-0-0		3-0-0		3-0-0
12-4-0		1-3-0	0-1-0		NEUTRAL		2-0-0		3-0-0		6-0-0
28-4-0		1-3-0	0-1-0		NON-CONFERENCE		10-0-0		6-0-0		11-0-0
8-0-0		0-0-0	0-0-0		HOME		6-0-0		0-0-0		2-0-0
8-0-0		0-0-0	0-0-		AWAY		2-0-0		3-0-0		3-0-0
12-4-0		1-3-0	0-1-0		NEUTRAL		2-0-0		3-0-0		6-0-0
7-7-0		4-7-0	0-0-0		CONFERENCE		3-0-0		0-0-0		0-0-0
5-3-0		2-3-0	0-0-0		HOME		3-0-0		0-0-0		0-0-0
2-4-0		2-4-0	0-0-0		AWAY		0-0-0		0-0-0		0-0-0
0-0-0		0-0-0	0-0-0		NEUTRAL		0-0-0		0-0-0		0-0-0
RPI S	Opponent	Score	RPI S	Opponent	Score	RPI S	Opponent	Score	RPI S	Opponent	Score
5 A	Oregon	6 15	47 N	North Dakota St.	5 6	51 N	Louisville	11 6	102 N	North Texas	5 2
5 A	Oregon	10 2				52 H	Ohio St.	5 4	102 N	North Texas	11 5
5 A	Oregon	0 8				52 H	Ohio St.	6 0	105 A	Grand Canyon	8 4
10 H	UCLA	6 2				57 H	CSUN	4 2	105 A	Grand Canyon	13 6
10 H	UCLA	4 8				57 H	CSUN	9 8	132 N	UC Davis	8 0
10 H	UCLA	3 10				59 A	Hawaii	6 4	150 A	Pacific	9 0
11 A	Arizona	9 8				72 H	Stanford	17 6	152 H	Miami (OH)	15 1
11 A	Arizona	10 18				72 H	Stanford	11 4	155 N	Bakersfield	11 2
11 A	Arizona	6 14				72 H	Stanford	13 2	178 N	UTEP	9 0
14 H	Arizona St.	8 7				75 A	UNLV	10 7	178 N	UTEP	8 3
14 H	Arizona St.	7 9				96 H	Texas Tech	8 5	216 A	Santa Clara	11 2
16 N	Minnesota	0 8				96 H	Texas Tech	7 1	216 A	Santa Clara	10 1
17 N	Oklahoma	7 8				99 N	Illinois St.	9 1	224 H	Seattle	17 1
21 N	UCF	4 3							225 N	Boston U.	11 3
21 N	UCF	2 4							247 A	Portland St.	9 0
									268 N	Howard	10 1
									268 N	Howard	12 0
LAST 10 GAMES											
11 A	Arizona	10 18	72 H	Stanford	11 4						
11 A	Arizona	9 8	5 A	Oregon	6 15						
11 A	Arizona	6 14	5 A	Oregon	10 2						
72 H	Stanford	17 6	5 A	Oregon	0 8						
72 H	Stanford	13 2	247 A	Portland St.	9 0						

Non-Div. I Games:

Washington



Average RPI Win:	96	WON-LOST RECORD	WINNING PCT. RANK	LAST 10 GAMES	STRENGTH OF SCHEDULE	OPP. STRENGTH OF SCHEDULE	TEAM RPI	ADJ RPI	CONF. RPI	ADJ CONF. RPI	
Div. I ONLY		32-12-0	.72727 37	7-3-0	30	6	25	.62498 25	1	1	
Div. I NON-CONF.		24-5-0	.82759 22	6-1-0	154	27	35	.59781 35	1	1	
<hr/>											
TOTALS	RPI 1-25	RPI 26-50		W-L RECORDS	RPI 51-100		RPI 101-150		RPI 150+		
32-12-0	6-9-0	7-0-0		OVERALL	7-3-0		5-0-0		7-0-0		
22-6-0	3-4-0	3-0-0		HOME	6-2-0		3-0-0		7-0-0		
3-5-0	3-5-0	0-0-0		AWAY	0-0-0		0-0-0		0-0-0		
7-1-0	0-0-0	4-0-0		NEUTRAL	1-1-0		2-0-0		0-0-0		
<hr/>											
24-5-0	1-2-0	4-0-0		NON-CONFERENCE	7-3-0		5-0-0		7-0-0		
16-3-0	0-1-0	0-0-0		HOME	6-2-0		3-0-0		7-0-0		
1-1-0	1-1-0	0-0-		AWAY	0-0-0		0-0-0		0-0-0		
7-1-0	0-0-0	4-0-0		NEUTRAL	1-1-0		2-0-0		0-0-0		
<hr/>											
8-7-0	5-7-0	3-0-0		CONFERENCE	0-0-0		0-0-0		0-0-0		
6-3-0	3-3-0	3-0-0		HOME	0-0-0		0-0-0		0-0-0		
2-4-0	2-4-0	0-0-0		AWAY	0-0-0		0-0-0		0-0-0		
0-0-0	0-0-0	0-0-0		NEUTRAL	0-0-0		0-0-0		0-0-0		
<hr/>											
RPI S	Opponent	Score	RPI S	Opponent	Score	RPI S	Opponent	Score	RPI S	Opponent	Score
3 H	Auburn	4 12	32 N	Utah	5 1	60 N	Purdue	0 1	102 H	North Texas	13 9
3 H	Auburn	12 4	33 H	South Carolina	4 3	72 N	Stanford	4 0	116 H	Missouri St.	2 1
3 H	Auburn	1 8	33 H	South Carolina	5 2	79 H	UTSA	5 2	119 H	Houston	6 3
5 H	Oregon	1 5	33 H	South Carolina	3 2	91 H	Georgia Tech	4 5	122 N	Syracuse	9 1
8 A	Alabama	0 13	36 N	San Diego St.	9 5	91 H	Georgia Tech	1 0	128 N	UC Santa Barbara	7 0
8 A	Alabama	11 5	49 N	Cal St. Fullerton	2 1	91 H	Georgia Tech	11 0	198 H	Stephen F. Austin	3 2
8 A	Alabama	5 8	50 N	BYU	8 5	93 H	Penn St.	8 0	198 H	Stephen F. Austin	6 0
10 A	UCLA	0 13				93 H	Penn St.	3 4	202 H	Sam Houston St.	9 1
10 A	UCLA	6 4				99 H	Illinois St.	7 3	225 H	Boston U.	8 0
13 H	Kentucky	2 3				99 H	Illinois St.	16 1	225 H	Boston U.	7 1
13 H	Kentucky	6 3							246 H	Eastern Mich.	6 1
13 H	Kentucky	3 0							246 H	Eastern Mich.	8 0
23 A	Mississippi St.	10 8									
23 A	Mississippi St.	0 7									
23 A	Mississippi St.	5 7									
<hr/>											
			LAST 10 GAMES								
	3 H Auburn	4 12		3 H Auburn	12 4	91 H	Georgia Tech	4 5			
	3 H Auburn			3 H Auburn		91 H	Georgia Tech	11 0			
	3 H Auburn	1 8		3 H Auburn		91 H	Georgia Tech	1 0			
	102 H North Texas	13 9		102 H North Texas		198 H	Stephen F. Austin	3 2			
	79 H UTSA	5 2		79 H UTSA		198 H	Stephen F. Austin	6 0			

Non-Div. I Games:

Texas A&amp;M

Average RPI Win: 136		WON-LOST	WINNING	LAST 10	STRENGTH OF		OPP. STRENGTH	TEAM	ADJ		CONF.	ADJ CONF.			
Average RPI Loss: 23		RECORD	PCT. RANK	GAMES	SCHEDULE		OF SCHEDULE	RPI	RPI		RPI	RPI			
DIV. I ONLY		22-9-1	.70313	44	8-2-0		14	58	23	.62402	26	8			
DIV. I NON-CONF.		13-7-1	.64286	73	4-0-0		7	33	23	.61941	25	9			
TOTALS		RPI 1-25	RPI 26-50		W-L RECORDS		RPI 51-100		RPI 101-150		RPI 150+				
22-9-1		1-7-0	1-1-1		OVERALL		7-0-0		4-1-0		9-0-0				
7-2-0		0-2-0	1-0-0		HOME		4-0-0		0-0-0		2-0-0				
8-5-1		0-4-0	0-1-1		AWAY		2-0-0		0-0-0		6-0-0				
7-2-0		1-1-0	0-0-0		NEUTRAL		1-0-0		4-1-0		1-0-0				
13-7-1		1-5-0	1-1-1		NON-CONFERENCE		4-0-0		4-1-0		3-0-0				
4-0-0		0-0-0	1-0-0		HOME		1-0-0		0-0-0		2-0-0				
2-5-1		0-4-0	0-1-		AWAY		2-0-0		0-0-0		0-0-0				
7-2-0		1-1-0	0-0-0		NEUTRAL		1-0-0		4-1-0		1-0-0				
9-2-0		0-2-0	0-0-0		CONFERENCE		3-0-0		0-0-0		6-0-0				
3-2-0		0-2-0	0-0-0		HOME		3-0-0		0-0-0		0-0-0				
6-0-0		0-0-0	0-0-0		AWAY		0-0-0		0-0-0		6-0-0				
0-0-0		0-0-0	0-0-0		NEUTRAL		0-0-0		0-0-0		0-0-0				
RPI S	Opponent	Score		RPI S	Opponent	Score		RPI S	Opponent	Score		RPI S	Opponent	Score	
2 A	LSU	0	3	31 H	Northwestern	6	5	66 H	Towson	6	4	103 N	Central Ark.	2	3
2 A	LSU	0	8	38 A	Fla. Atlantic	2	3	66 H	Towson	14	6	103 N	Central Ark.	8	0
6 N	Florida St.	1	2	38 A	Fla. Atlantic	5	5	66 H	Towson	7	3	108 N	Iowa	4	3
7 A	La.-Lafayette	0	3					78 A	Lehigh	5	4	108 N	Iowa	9	3
7 A	La.-Lafayette	0	9					78 A	Lehigh	4	0	117 N	Coastal Caro.	2	0
18 N	Notre Dame	3	2					90 H	Dartmouth	1	0	180 A	UNCW	3	0
20 H	James Madison	4	7					92 N	McNeese St.	3	2	180 A	UNCW	6	0
20 H	James Madison	2	4									180 A	UNCW	8	0
												211 N	Bethune-Cookman	6	1
												218 A	Drexel	4	3
												218 A	Drexel	11	1
												218 A	Drexel	10	1
												279 H	Iona	16	1
												279 H	Iona	15	0
				LAST 10 GAMES											
				218 A	Drexel	10	1	20 H	James Madison	2	4				
				218 A	Drexel	4	3	20 H	James Madison	4	7				
				218 A	Drexel	11	1	279 H	Iona	15	0				
				78 A	Lehigh	5	4	279 H	Iona	16	1				
				78 A	Lehigh	4	0	66 H	Towson	14	6				

Non-Div. I Games:

Hofstra

[illegible]

**Non-Div. I Games:**

Baylor

Average RPI Win:	102	WON-LOST RECORD	WINNING PCT. RANK	LAST 10 GAMES	STRENGTH OF SCHEDULE	OPP. STRENGTH OF SCHEDULE	TEAM RPI	ADJ RPI	CONF. RPI	ADJ CONF. RPI		
DIV. I ONLY		27-12-0	.69231	45	7-3-0	22	36	30	.62187	28	3	3
DIV. I NON-CONF.		24-9-0	.72727	43	4-0-0	62	24	36	.60436	30	3	3
<hr/>												
TOTALS	RPI 1-25	RPI 26-50		W-L RECORDS		RPI 51-100		RPI 101-150		RPI 150+		
27-12-0	6-6-0	1-2-0		OVERALL		10-2-0		5-1-0		5-1-0		
12-6-0	0-3-0	0-0-0		HOME		6-1-0		2-1-0		4-1-0		
9-1-0	4-0-0	0-1-0		AWAY		4-0-0		1-0-0		0-0-0		
6-5-0	2-3-0	1-1-0		NEUTRAL		0-1-0		2-0-0		1-0-0		
24-9-0	3-3-0	1-2-0		NON-CONFERENCE		10-2-0		5-1-0		5-1-0		
12-3-0	0-0-0	0-0-0		HOME		6-1-0		2-1-0		4-1-0		
6-1-0	1-0-0	0-0-		AWAY		4-0-0		1-0-0		0-0-0		
6-5-0	2-3-0	1-1-0		NEUTRAL		0-1-0		2-0-0		1-0-0		
3-3-0	3-3-0	0-0-0		CONFERENCE		0-0-0		0-0-0		0-0-0		
0-3-0	0-3-0	0-0-0		HOME		0-0-0		0-0-0		0-0-0		
3-0-0	3-0-0	0-0-0		AWAY		0-0-0		0-0-0		0-0-0		
0-0-0	0-0-0	0-0-0		NEUTRAL		0-0-0		0-0-0		0-0-0		
RPI S	Opponent	Score		RPI S	Opponent	Score		RPI S	Opponent	Score		
5 N	Oregon	0	9	31 N	Northwestern	5	4	65 A	Texas St.	10	2	
9 N	Missouri	3	4	37 A	North Carolina	3	8	65 H	Texas St.	6	5	
10 N	UCLA	5	3	41 N	Fresno St.	7	8	72 N	Stanford	9	10	
14 A	Arizona St.	9	4					127 H	Colorado St.	4	1	
17 H	Oklahoma	0	8					74 A	Arkansas	8	7	
17 H	Oklahoma	0	4					74 A	Arkansas	8	6	
17 H	Oklahoma	1	3					74 A	Arkansas	11	2	
18 N	Notre Dame	1	5					79 H	UTSA	2	1	
19 N	Georgia	5	0					79 H	UTSA	3	2	
22 A	Kansas	7	5					90 H	Dartmouth	7	1	
22 A	Kansas	6	0					90 H	Dartmouth	1	0	
22 A	Kansas	11	5					95 H	Wichita St.	4	6	
								95 H	Wichita St.	10	4	
				</								

Non-Div. I Games:

Texas

Average RPI Win:	116	WON-LOST RECORD	WINNING PCT. RANK	LAST 10 GAMES	STRENGTH OF SCHEDULE	OPP. STRENGTH OF SCHEDULE	TEAM RPI	ADJ RPI	CONF. RPI	ADJ CONF. RPI				
DIV. I ONLY		25-7-0	.78125	18	9-1-0	47	47	28	.61706	29	9	9		
DIV. I NON-CONF.		15-5-0	.75	36	2-0-0	50	37	31	.60312	32	8	8		
<hr/>														
TOTALS	RPI 1-25	RPI 26-50		W-L RECORDS		RPI 51-100		RPI 101-150		RPI 150+				
25-7-0	1-2-0	4-3-0		OVERALL		10-1-0		3-1-0		7-0-0				
7-1-0	0-0-0	2-1-0		HOME		2-0-0		0-0-0		3-0-0				
11-4-0	1-1-0	2-2-0		AWAY		5-1-0		3-0-0		0-0-0				
7-2-0	0-1-0	0-0-0		NEUTRAL		3-0-0		0-1-0		4-0-0				
15-5-0	1-2-0	0-1-0		NON-CONFERENCE		10-1-0		0-1-0		4-0-0				
2-0-0	0-0-0	0-0-0		HOME		2-0-0		0-0-0		0-0-0				
6-3-0	1-1-0	0-0-		AWAY		5-1-0		0-0-0		0-0-0				
7-2-0	0-1-0	0-0-0		NEUTRAL		3-0-0		0-1-0		4-0-0				
10-2-0	0-0-0	4-2-0		CONFERENCE		0-0-0		3-0-0		3-0-0				
5-1-0	0-0-0	2-1-0		HOME		0-0-0		0-0-0		3-0-0				
5-1-0	0-0-0	2-1-0		AWAY		0-0-0		3-0-0		0-0-0				
0-0-0	0-0-0	0-0-0		NEUTRAL		0-0-0		0-0-0		0-0-0				
RPI	S	Opponent	Score		RPI	S	Opponent	Score		RPI	S	Opponent	Score	
4	N	Michigan	0	8	33	A	South Carolina	1	2	54	N	Nebraska	5	1
6	A	Florida St.	1	2	38	H	Fla. Atlantic	1	6	58	A	Troy	4	0
12	A	Tennessee	2	0	38	H	Fla. Atlantic	3	1	68	N	Dayton	3	0
					38	H	Fla. Atlantic	1	0	81	A	Lipscomb	9	2
					40	A	Marshall	9	5	81	A	Lipscomb	1	3
					40	A	Marshall	0	2	91	N	Georgia Tech	4	1
					40	A	Marshall	3	2	97	A	Ball St.	5	3
										97	A	Ball St.	6	2
										97	A	Ball St.	4	2
										98	H	Murray St.	6	5
										98	H	Murray St.	5	1

Non-Div. I Games:

Western Ky.

Average RPI Win: 127		WON-LOST RECORD		WINNING PCT. RANK		LAST 10 GAMES		STRENGTH OF SCHEDULE		OPP. STRENGTH OF SCHEDULE		TEAM RPI		ADJ RPI		CONF. RPI		ADJ CONF. RPI					
DIV. I ONLY		31-7-0		.81579 14		10-0-0		60		62		27		.61586 30		5		5					
DIV. I NON-CONF.		17-4-0		.80952 24		1-0-0		74		102		30		.60354 31		5		5					
TOTALS		RPI 1-25		RPI 26-50		W-L RECORDS		RPI 51-100		RPI 101-150		RPI 150+											
31-7-0		1-4-0		5-1-0		OVERALL		4-1-0		10-1-0		11-0-0											
16-4-0		1-3-0		0-1-0		HOME		2-0-0		5-0-0		8-0-0											
9-2-0		0-1-0		4-0-0		AWAY		1-1-0		3-0-0		1-0-0											
6-1-0		0-0-0		1-0-0		NEUTRAL		1-0-0		2-1-0		2-0-0											
17-4-0		0-2-0		2-1-0		NON-CONFERENCE		3-0-0		4-1-0		8-0-0											
9-2-0		0-1-0		0-1-0		HOME		2-0-0		2-0-0		5-0-0											
2-1-0		0-1-0		1-0-		AWAY		0-0-0		0-0-0		1-0-0											
6-1-0		0-0-0		1-0-0		NEUTRAL		1-0-0		2-1-0		2-0-0											
14-3-0		1-2-0		3-0-0		CONFERENCE		1-1-0		6-0-0		3-0-0											
7-2-0		1-2-0		0-0-0		HOME		0-0-0		3-0-0		3-0-0											
7-1-0		0-0-0		3-0-0		AWAY		1-1-0		3-0-0		0-0-0											
0-0-0		0-0-0		0-0-0		NEUTRAL		0-0-0		0-0-0		0-0-0											
RPI	S	Opponent		Score		RPI	S	Opponent		Score		RPI	S	Opponent		Score		RPI	S	Opponent		Score	
2	A	LSU		0	8	33	A	South Carolina		4	1	73	A	La.-Monroe		2	0	110	H	Jacksonville		5	4
7	H	La.-Lafayette		3	9	40	N	Marshall		5	3	73	A	La.-Monroe		0	8	119	N	Houston		3	2
7	H	La.-Lafayette		2	3	43	A	Georgia St.		8	3	81	H	Lipscomb		4	1	121	A	Texas-Arlington		8	4
7	H	La.-Lafayette		8	5	43	A	Georgia St.		13	11	92	N	McNeese St.		5	1	121	A	Texas-Arlington		6	3
8	H	Alabama		1	2	43	A	Georgia St.		8	7	97	H	Ball St.		14	6	121	A	Texas-Arlington		9	1
						44	H	Chattanooga		1	3							124	H	Oklahoma St.		5	4
																		131	H	Ga. Southern		7	2
																		131	H	Ga. Southern		7	0
																		131	H	Ga. Southern		11	0
																		136	N	Eastern Ky.		0	1
																		148	N	Charleston So.		3	2
																		157	A	Nicholls St.		7	2
																		157	H	Nicholls St.		11	7
																		168	N	Liberty		8	0
																		179	H	Appalachian St.		3	2
																		179	H	Appalachian St.		6	1
																		179	H	Appalachian St.		8	0
																		185	H	Butler		9	4
																		202	H	Sam Houston St.		8	0
																		213	H	Southern Miss.		9	1
																		243	H	Evansville		10	2
																		260	N	Tennessee St.		6	3
LAST 10 GAMES																							
						131	H	Ga. Southern		7	2	121	A	Texas-Arlington		6	3						
						131	H	Ga. Southern		7	0	121	A	Texas-Arlington		8	4						
						131	H	Ga. Southern		11	0	43	A	Georgia St.		8	3						
						157	H	Nicholls St.		11	7	43	A	Georgia St.		8	7						
						121	A	Texas-Arlington		9	1	43	A	Georgia St.		13	11						

Non-Div. I Games:

South Ala.

Average RPI Win:	90	WON-LOST	WINNING	LAST 10	STRENGTH OF	OPP. STRENGTH	TEAM	ADJ	CONF.	ADJ CONF.		
Average RPI Loss:	29	RECORD	PCT. RANK	GAMES	SCHEDULE	OF SCHEDULE	RPI	RPI	RPI	RPI		
DIV. I ONLY		20-14-0	.58824	89	6-4-0	10	27	31	.61186	31	6	6
DIV. I NON-CONF.		12-11-0	.52174	124	1-1-0	3	5	34	.59778	36	6	6
-----												
TOTALS	RPI 1-25	RPI 26-50		W-L RECORDS		RPI 51-100		RPI 101-150		RPI 150+		
20-14-0	0-9-0	3-3-0		OVERALL		11-1-0		5-1-0		1-0-0		
7-0-0	0-0-0	0-0-0		HOME		3-0-0		4-0-0		0-0-0		
5-5-0	0-3-0	1-1-0		AWAY		4-1-0		0-0-0		0-0-0		
8-9-0	0-6-0	2-2-0		NEUTRAL		4-0-0		1-1-0		1-0-0		
12-11-0	0-6-0	3-3-0		NON-CONFERENCE		5-1-0		3-1-0		1-0-0		
2-0-0	0-0-0	0-0-0		HOME		0-0-0		2-0-0		0-0-0		
2-2-0	0-0-0	1-0-		AWAY		1-1-0		0-0-0		0-0-0		
8-9-0	0-6-0	2-2-0		NEUTRAL		4-0-0		1-1-0		1-0-0		
8-3-0	0-3-0	0-0-0		CONFERENCE		6-0-0		2-0-0		0-0-0		
5-0-0	0-0-0	0-0-0		HOME		3-0-0		2-0-0		0-0-0		
3-3-0	0-3-0	0-0-0		AWAY		3-0-0		0-0-0		0-0-0		
0-0-0	0-0-0	0-0-0		NEUTRAL		0-0-0		0-0-0		0-0-0		
RPI	S	Opponent	Score	RPI	S	Opponent	Score	RPI	S	Opponent	Score	
2	N	LSU	0 10	26	A	Hofstra	5 6	51	A	Louisville	11 0	
5	N	Oregon	0 8	28	N	Texas	4 5	60	H	Purdue	4 3	
10	N	UCLA	3 12	33	N	South Carolina	6 4	60	H	Purdue	2 1	
10	N	UCLA	2 8	37	N	North Carolina	7 3	60	H	Purdue	5 1	
11	N	Arizona	6 7	49	A	Cal St. Fullerton	5 4	64	N	Long Beach St.	5 2	
15	N	California	2 5	50	N	BYU	1 5	72	N	Stanford	12 7	
16	A	Minnesota	0 11					75	A	UNLV	7 8	
16	A	Minnesota	5 10					82	N	Fordham	7 2	
16	A	Minnesota	2 10					93	A	Penn St.	5 4	
								93	A	Penn St.	13 5	
								93	A	Penn St.	10 0	
								97	N	Ball St.	13 0	
-----												
LAST 10 GAMES												
16	A	Minnesota	0 11	60	H	Purdue	4 3					
16	A	Minnesota	2 10	143	H	Wisconsin	14 6					
16	A	Minnesota	5 10	143	H	Wisconsin	19 0					
60	H	Purdue	5 1	26	A	Hofstra	5 6					
60	H	Purdue	2 1	82	N	Fordham	7 2					

Non-Div. I Games:

Northwestern

Utah

Average RPI Win: 94		WON-LOST	WINNING	LAST 10	STRENGTH OF		OPP. STRENGTH	TEAM	ADJ		CONF.	ADJ CONF.
Average RPI Loss: 36		RECORD	PCT. RANK	GAMES	SCHEDULE		OF SCHEDULE	RPI	RPI		RPI	RPI
DIV. I ONLY		29-14-0	.67442	49	8-2-0		31	13	32		.61017	32
DIV. I NON-CONF.		22-6-0	.78571	29	2-0-0		102	22	32		.60274	33
TOTALS		RPI 1-25	RPI 26-50		W-L RECORDS		RPI 51-100		RPI 101-150		RPI 150+	
29-14-0		3-9-0	3-1-0		OVERALL		14-3-0		4-0-0		5-1-0	
4-4-0		2-4-0	0-0-0		HOME		0-0-0		0-0-0		2-0-0	
11-6-0		0-3-0	3-0-0		AWAY		8-3-0		0-0-0		0-0-0	
14-4-0		1-2-0	0-1-0		NEUTRAL		6-0-0		4-0-0		3-1-0	
22-6-0		1-2-0	0-1-0		NON-CONFERENCE		12-2-0		4-0-0		5-1-0	
2-0-0		0-0-0	0-0-0		HOME		0-0-0		0-0-0		2-0-0	
6-2-0		0-0-0	0-0-		AWAY		6-2-0		0-0-0		0-0-0	
14-4-0		1-2-0	0-1-0		NEUTRAL		6-0-0		4-0-0		3-1-0	
7-8-0		2-7-0	3-0-0		CONFERENCE		2-1-0		0-0-0		0-0-0	
2-4-0		2-4-0	0-0-0		HOME		0-0-0		0-0-0		0-0-0	
5-4-0		0-3-0	3-0-0		AWAY		2-1-0		0-0-0		0-0-0	
0-0-0		0-0-0	0-0-0		NEUTRAL		0-0-0		0-0-0		0-0-0	
RPI S	Opponent	Score	RPI S	Opponent	Score	RPI S	Opponent	Score	RPI S	Opponent	Score	
5 H	Oregon	9 15	46 A	Oregon St.	6 0	52 N	Ohio St.	10 7	113 N	Col. of Charleston	2 1	
5 H	Oregon	0 12	46 A	Oregon St.	5 2	57 N	CSUN	8 0	113 N	Col. of Charleston	4 1	
5 H	Oregon	2 4	46 A	Oregon St.	7 5	59 A	Hawaii	1 5	115 N	Cal Poly	3 1	
10 A	UCLA	2 4	49 N	Cal St. Fullerton	3 4	59 A	Hawaii	8 1	128 N	UC Santa Barbara	2 0	
10 A	UCLA	0 1				64 A	Long Beach St.	1 4	160 N	East Carolina	0 4	
10 A	UCLA	0 6				64 A	Long Beach St.	5 3	183 H	Southern Utah	6 1	
12 N	Tennessee	4 3				64 N	Long Beach St.	7 5	183 H	Southern Utah	10 1	
15 H	California	8 6				72 A	Stanford	2 4	220 N	Nevada	11 0	
15 H	California	12 10				72 A	Stanford	7 2	220 N	Nevada	6 2	
15 H	California	1 4				72 A	Stanford	6 3	224 N	Seattle	3 1	
18 N	Notre Dame	1 3				75 A	UNLV	10 2				
25 N	Texas A&M	1 5				77 N	Idaho St.	2 0				
						86 N	Longwood	3 2				
						86 N	Longwood	10 1				
						92 A	McNeese St.	1 0				
						92 A	McNeese St.	2 1				
						92 A	McNeese St.	5 1				
LAST 10 GAMES						15 H	California	8 6				
						183 H	Southern Utah	6 1				
						183 H	Southern Utah	10 1				
						72 A	Stanford	7 2				
						72 A	Stanford	2 4				

Non-Div. I Games:

Utah



Average RPI Win: 111		WON-LOST	WINNING	LAST 10	STRENGTH OF		OPP. STRENGTH	TEAM	ADJ		CONF.	ADJ CONF.
Average RPI Loss: 27		RECORD	PCT. RANK	GAMES	SCHEDULE		OF SCHEDULE	RPI	RPI		RPI	RPI
DIV. I ONLY		29-16-0	.64444	64	27		9	34	.60703		33	1
DIV. I NON-CONF.		25-5-0	.83333	21	69		49	27	.62106		23	1
TOTALS		RPI 1-25	RPI 26-50		W-L RECORDS		RPI 51-100		RPI 101-150		RPI 150+	
29-16-0		3-12-0	4-2-0		OVERALL		6-1-0		8-0-0		8-1-0	
20-7-0		2-5-0	4-1-0		HOME		3-1-0		7-0-0		4-0-0	
3-7-0		0-6-0	0-0-0		AWAY		0-0-0		1-0-0		2-1-0	
6-2-0		1-1-0	0-1-0		NEUTRAL		3-0-0		0-0-0		2-0-0	
25-5-0		1-2-0	4-2-0		NON-CONFERENCE		4-0-0		8-0-0		8-1-0	
16-2-0		0-1-0	4-1-0		HOME		1-0-0		7-0-0		4-0-0	
3-1-0		0-0-0	0-0-		AWAY		0-0-0		1-0-0		2-1-0	
6-2-0		1-1-0	0-1-0		NEUTRAL		3-0-0		0-0-0		2-0-0	
4-11-0		2-10-0	0-0-0		CONFERENCE		2-1-0		0-0-0		0-0-0	
4-5-0		2-4-0	0-0-0		HOME		2-1-0		0-0-0		0-0-0	
0-6-0		0-6-0	0-0-0		AWAY		0-0-0		0-0-0		0-0-0	
0-0-0		0-0-0	0-0-0		NEUTRAL		0-0-0		0-0-0		0-0-0	
RPI S	Opponent	Score	RPI S	Opponent	Score	RPI S	Opponent	Score	RPI S	Opponent	Score	
1 A	Florida	3 16	29 H	Western Ky.	2 1	72 N	Stanford	6 2	101 H	North Florida	8 0	
1 A	Florida	0 19	30 H	South Ala.	1 4	74 H	Arkansas	4 5	101 H	North Florida	5 2	
1 A	Florida	2 10	31 N	Northwestern	4 6	74 H	Arkansas	8 0	106 H	Charlotte	9 3	
6 N	Florida St.	3 4	37 H	North Carolina	6 3	74 H	Arkansas	8 3	113 H	Col. of Charleston	9 1	
9 H	Missouri	2 4	39 H	USC Upstate	3 0	83 H	Furman	2 1	113 H	Col. of Charleston	5 4	
9 H	Missouri	3 9	40 H	Marshall	2 0	86 N	Longwood	3 1	140 A	Winthrop	3 2	
9 H	Missouri	0 8				86 N	Longwood	10 0	142 H	Western Caro.	3 1	
12 H	Tennessee	8 0							148 H	Charleston So.	10 3	
12 H	Tennessee	7 6							160 A	East Carolina	0 1	
12 H	Tennessee	1 9							160 A	East Carolina	11 2	
15 N	California	3 1							168 H	Liberty	12 3	
21 H	UCF	1 4							176 H	Presbyterian	9 6	
25 A	Texas A&M	2 5							179 H	Appalachian St.	5 0	
25 A	Texas A&M	3 4							180 A	UNCW	15 10	
25 A	Texas A&M	2 3							203 N	LIU Brooklyn	7 3	
									260 H	Tennessee St.	8 0	
									266 N	Delaware St.	17 0	
LAST 10 GAMES												
74 H	Arkansas	8 3	1 A	Florida	3 16							
74 H	Arkansas	4 5	1 A	Florida	2 10							
74 H	Arkansas	8 0	113 H	Col. of Charleston	9 1							
39 H	USC Upstate	3 0	180 A	UNCW	15 10							
1 A	Florida	0 19	101 H	North Florida	8 0							

Non-Div. I Games:

South Carolina



Average RPI Win:	127	WON-LOST	WINNING	LAST 10	STRENGTH OF	OPP. STRENGTH	TEAM	ADJ	CONF.	ADJ CONF.					
Average RPI Loss:	45	RECORD	PCT. RANK	GAMES	SCHEDULE	OF SCHEDULE	RPI	RPI	RPI	RPI					
DIV. I ONLY	29-10-0	.74359	32	6-4-0	71	41	35	.5965	35	4	4				
DIV. I NON-CONF.	22-1-0	.95652	3	2-0-0	172	82	26	.61753	27	4	4				
TOTALS	RPI 1-25	RPI 26-50	W-L RECORDS	RPI 51-100	RPI 101-150	RPI 150+									
29-10-0	1-6-0	0-2-0	OVERALL	11-1-0	7-0-0	10-1-0									
9-3-0	0-3-0	0-0-0	HOME	6-0-0	3-0-0	0-0-0									
8-6-0	0-3-0	0-2-0	AWAY	2-0-0	2-0-0	4-1-0									
12-1-0	1-0-0	0-0-0	NEUTRAL	3-1-0	2-0-0	6-0-0									
22-1-0	1-0-0	0-0-0	NON-CONFERENCE	8-1-0	4-0-0	9-0-0									
3-0-0	0-0-0	0-0-0	HOME	3-0-0	0-0-0	0-0-0									
7-0-0	0-0-0	0-0-0	AWAY	2-0-0	2-0-0	3-0-0									
12-1-0	1-0-0	0-0-0	NEUTRAL	3-1-0	2-0-0	6-0-0									
7-9-0	0-6-0	0-2-0	CONFERENCE	3-0-0	3-0-0	1-1-0									
6-3-0	0-3-0	0-0-0	HOME	3-0-0	3-0-0	0-0-0									
1-6-0	0-3-0	0-2-0	AWAY	0-0-0	0-0-0	1-1-0									
0-0-0	0-0-0	0-0-0	NEUTRAL	0-0-0	0-0-0	0-0-0									
RPI S Opponent	Score	RPI S Opponent	Score	RPI S Opponent	Score	RPI S Opponent	Score								
6 H Florida St.	2 5	37 A North Carolina	5 9	51 H Louisville	2 0	101 A North Florida	7 4								
6 H Florida St.	5 7	37 A North Carolina	1 6	51 H Louisville	4 2	117 A Coastal Caro.	6 0								
6 H Florida St.	6 7			51 H Louisville	2 0	122 H Syracuse	2 0								
18 A Notre Dame	1 6			59 A Hawaii	1 0	122 H Syracuse	10 2								
18 A Notre Dame	1 11			59 A Hawaii	3 1	122 H Syracuse	2 0								
18 A Notre Dame	0 2			71 H Elon	6 2	134 N Maine	4 2								
20 N James Madison	3 2			86 H Longwood	1 0	147 N St. Bonaventure	6 1								
				86 H Longwood	11 0	160 A East Carolina	4 3								
				89 N Jacksonville St.	4 0	160 A East Carolina	6 1								
				89 N Jacksonville St.	5 8	169 N Western Ill.	9 0								
				94 N Maryland	11 10	175 N Seton Hall	18 0								
				94 N Maryland	7 6	175 N Seton Hall	9 0								
						210 A Virginia	2 5								
						210 A Virginia	7 4								
						212 A Radford	11 1								
						234 N Columbia	8 0								
						255 N Lafayette	8 0								
						255 N Lafayette	10 0								
LAST 10 GAMES															
210 A Virginia	7 4	71 H Elon	6 2												
210 A Virginia	2 5	18 A Notre Dame	1 6												
51 H Louisville	2 0	18 A Notre Dame	1 11												
51 H Louisville	2 0	18 A Notre Dame	0 2												
51 H Louisville	4 2	86 H Longwood	11 0												

Non-Div. I Games:

Virginia Tech

Average RPI Win:		120	WON-LOST RECORD		WINNING PCT. RANK	LAST 10 GAMES		STRENGTH OF SCHEDULE		OPP. STRENGTH OF SCHEDULE	TEAM RPI	ADJ RPI	CONF. RPI	ADJ CONF. RPI			
Average RPI Loss:		33															
DIV. I ONLY			28-16-0		.63636	70		43		31	40	.59118	36	13			
DIV. I NON-CONF.			17-12-0		.58621	98		11		3	33	.60264	34	11			
TOTALS		RPI 1-25		RPI 26-50		W-L RECORDS		RPI 51-100		RPI 101-150		RPI 150+					
28-16-0		0-8-0		4-4-0		OVERALL		10-3-0		5-1-0		9-0-0					
14-8-0		0-2-0		3-3-0		HOME		5-2-0		3-1-0		3-0-0					
7-1-0		0-1-0		1-0-0		AWAY		0-0-0		0-0-0		6-0-0					
7-7-0		0-5-0		0-1-0		NEUTRAL		5-1-0		2-0-0		0-0-0					
17-12-0		0-8-0		3-2-0		NON-CONFERENCE		6-1-0		5-1-0		3-0-0					
9-4-0		0-2-0		2-1-0		HOME		1-0-0		3-1-0		3-0-0					
1-1-0		0-1-0		1-0-		AWAY		0-0-0		0-0-0		0-0-0					
7-7-0		0-5-0		0-1-0		NEUTRAL		5-1-0		2-0-0		0-0-0					
11-4-0		0-0-0		1-2-0		CONFERENCE		4-2-0		0-0-0		6-0-0					
5-4-0		0-0-0		1-2-0		HOME		4-2-0		0-0-0		0-0-0					
6-0-0		0-0-0		0-0-0		AWAY		0-0-0		0-0-0		6-0-0					
0-0-0		0-0-0		0-0-0		NEUTRAL		0-0-0		0-0-0		0-0-0					
RPI	S	Opponent		Score		RPI	S	Opponent		Score		RPI	S	Opponent		Score	
2	N	LSU		1	6	27	N	Baylor		2	12	53	H	San Jose St.		1	10
4	N	Michigan		2	10	41	H	Fresno St.		1	8	53	H	San Jose St.		9	10
5	H	Oregon		3	7	41	H	Fresno St.		0	5	53	H	San Jose St.		3	2
10	A	UCLA		1	4	41	H	Fresno St.		3	0	54	N	Nebraska		0	10
11	H	Arizona		1	6	46	H	Oregon St.		2	0	60	N	Purdue		2	0
13	N	Kentucky		2	5	47	H	North Dakota St.		6	1	60	N	Purdue		2	1
17	N	Oklahoma		1	10	49	A	Cal St. Fullerton		9	3	64	H	Long Beach St.		9	3
25	N	Texas A&M		5	9	50	H	BYU		1	3	64	N	Long Beach St.		6	2
												72	N	Stanford		11	5
												75	H	UNLV		5	1
												75	H	UNLV		4	0
												75	H	UNLV		7	3
												77	N	Idaho St.		8	6

Non-Div. I Games:

San Diego St.

Average RPI Win:		121	WON-LOST RECORD		WINNING PCT. RANK	LAST 10 GAMES		STRENGTH OF SCHEDULE		OPP. STRENGTH OF SCHEDULE	TEAM RPI	ADJ RPI		CONF. RPI	ADJ CONF. RPI		
DIV. I ONLY			31-10-0		.7561	27	9-1-0	91		37	37	.59108 37		4	4		
DIV. I NON-CONF.			18-7-0		.72	45	3-0-0	63		32	39	.59199 37		4	4		
TOTALS		RPI 1-25		RPI 26-50		W-L RECORDS		RPI 51-100		RPI 101-150		RPI 150+					
31-10-0		1-3-0		3-3-0		OVERALL		8-2-0		11-1-0		8-1-0					
20-2-0		0-2-0		3-0-0		HOME		5-0-0		7-0-0		5-0-0					
4-5-0		1-0-0		0-2-0		AWAY		1-2-0		2-1-0		0-0-0					
7-3-0		0-1-0		0-1-0		NEUTRAL		2-0-0		2-0-0		3-1-0					
18-7-0		1-3-0		1-3-0		NON-CONFERENCE		4-0-0		7-0-0		5-1-0					
9-2-0		0-2-0		1-0-0		HOME		2-0-0		4-0-0		2-0-0					
2-2-0		1-0-0		0-0-		AWAY		0-0-0		1-0-0		0-0-0					
7-3-0		0-1-0		0-1-0		NEUTRAL		2-0-0		2-0-0		3-1-0					
13-3-0		0-0-0		2-0-0		CONFERENCE		4-2-0		4-1-0		3-0-0					
11-0-0		0-0-0		2-0-0		HOME		3-0-0		3-0-0		3-0-0					
2-3-0		0-0-0		0-0-0		AWAY		1-2-0		1-1-0		0-0-0					
0-0-0		0-0-0		0-0-0		NEUTRAL		0-0-0		0-0-0		0-0-0					
RPI	S	Opponent		Score		RPI	S	Opponent		Score		RPI	S	Opponent		Score	
5	N	Oregon		5	8	28	H	Texas		8	3	51	A	Louisville		4	6
19	A	Georgia		15	9	31	N	Northwestern		3	7	51	A	Louisville		4	2
20	H	James Madison		3	5	33	A	South Carolina		3	6	51	A	Louisville		2	9
20	H	James Madison		0	7	35	H	Virginia Tech		9	5	68	N	Dayton		6	1
						35	H	Virginia Tech		6	1	72	N	Stanford		7	5
						39	A	USC Upstate		4	9	86	H	Longwood		9	1
												86	H	Longwood		7	5
												91	H	Georgia Tech		12	1
												91	H	Georgia Tech		5	0
												91	H	Georgia Tech		1	0

Non-Div. I Games:

North Carolina

Average RPI Win: 130		WON-LOST	WINNING	LAST 10	STRENGTH OF		OPP. STRENGTH	TEAM	ADJ		CONF.	ADJ CONF.
Average RPI Loss: 54		RECORD	PCT. RANK	GAMES	SCHEDULE		OF SCHEDULE	RPI	RPI		RPI	RPI
DIV. I ONLY		29-14-1	.67045	52	41		49	36	.59056		38	9
DIV. I NON-CONF.		19-9-1	.67241	61	49		29	42	.58372		42	8
TOTALS		RPI 1-25	RPI 26-50		W-L RECORDS		RPI 51-100		RPI 101-150		RPI 150+	
29-14-1		0-7-0	2-2-1		OVERALL		9-1-0		8-3-0		10-1-0	
23-7-1		0-4-0	1-0-1		HOME		5-0-0		8-3-0		9-0-0	
3-6-0		0-3-0	1-2-0		AWAY		2-1-0		0-0-0		0-0-0	
3-1-0		0-0-0	0-0-0		NEUTRAL		2-0-0		0-0-0		1-1-0	
19-9-1		0-7-0	1-0-1		NON-CONFERENCE		7-0-0		4-1-0		7-1-0	
16-5-1		0-4-0	1-0-1		HOME		5-0-0		4-1-0		6-0-0	
0-3-0		0-3-0	0-0-		AWAY		0-0-0		0-0-0		0-0-0	
3-1-0		0-0-0	0-0-0		NEUTRAL		2-0-0		0-0-0		1-1-0	
10-5-0		0-0-0	1-2-0		CONFERENCE		2-1-0		4-2-0		3-0-0	
7-2-0		0-0-0	0-0-0		HOME		0-0-0		4-2-0		3-0-0	
3-3-0		0-0-0	1-2-0		AWAY		2-1-0		0-0-0		0-0-0	
0-0-0		0-0-0	0-0-0		NEUTRAL		0-0-0		0-0-0		0-0-0	
RPI S	Opponent	Score	RPI S	Opponent	Score	RPI S	Opponent	Score	RPI S	Opponent	Score	
2 A	LSU	4 12	26 H	Hofstra	5 5	69 N	Northwestern St.	3 2	101 H	North Florida	8 4	
6 H	Florida St.	0 12	26 H	Hofstra	3 2	74 H	Arkansas	12 7	106 H	Charlotte	3 1	
6 H	Florida St.	0 1	29 A	Western Ky.	6 1	76 A	Louisiana Tech	8 4	106 H	Charlotte	1 0	
13 A	Kentucky	1 3	29 A	Western Ky.	0 1	76 A	Louisiana Tech	5 4	106 H	Charlotte	1 0	
13 A	Kentucky	1 7	29 A	Western Ky.	1 3	76 A	Louisiana Tech	1 6	109 H	FIU	0 3	
21 H	UCF	0 2				80 H	Tulsa	1 0	109 H	FIU	2 4	
22 H	Kansas	6 7				91 H	Georgia Tech	2 0	109 H	FIU	5 1	
						93 H	Penn St.	7 0	117 H	Coastal Caro.	1 3	
						94 H	Maryland	6 5	146 H	Albany (NY)	10 1	
						97 N	Ball St.	9 3	149 H	Michigan St.	9 1	
									149 H	Michigan St.	9 3	
									166 H	Middle Tenn.	9 0	
									166 H	Middle Tenn.	5 0	
									166 H	Middle Tenn.	3 1	
									198 N	Stephen F. Austin	0 4	
									198 N	Stephen F. Austin	8 0	
									203 H	LIU Brooklyn	7 0	
									207 H	Princeton	5 0	
									211 H	Bethune-Cookman	7 1	
									211 H	Bethune-Cookman	6 0	
									217 H	Providence	10 2	
									245 H	Florida A&M	18 0	
			LAST 10 GAMES									
			106 H	Charlotte	1 0	29 A	Western Ky.	0 1				
			106 H	Charlotte	3 1	29 A	Western Ky.	6 1				
			106 H	Charlotte	1 0	29 A	Western Ky.	1 3				
			13 A	Kentucky	1 3	109 H	FIU	0 3				
			13 A	Kentucky	1 7	109 H	FIU	2 4				

Non-Div. I Games:

Fla. Atlantic



Average RPI Win: 141		WON-LOST RECORD	WINNING PCT. RANK	LAST 10 GAMES	STRENGTH OF SCHEDULE	OPP. STRENGTH OF SCHEDULE	TEAM RPI	ADJ RPI		CONF. RPI	ADJ CONF. RPI						
Average RPI Loss: 56																	
DIV. I ONLY		28-10-0	.73684 35	10-0-0	79	68	38	.58306	40	9	9						
DIV. I NON-CONF.		19-5-0	.79167 28	5-0-0	106	73	38	.58939	39	8	8						
<hr/>																	
TOTALS		RPI 1-25		RPI 26-50		W-L RECORDS		RPI 51-100		RPI 101-150		RPI 150+					
28-10-0		0-1-0		2-5-0		OVERALL		5-1-0		9-3-0		12-0-0					
6-2-0		0-0-0		1-2-0		HOME		0-0-0		2-0-0		3-0-0					
12-4-0		0-0-0		1-1-0		AWAY		3-0-0		4-3-0		4-0-0					
10-4-0		0-1-0		0-2-0		NEUTRAL		2-1-0		3-0-0		5-0-0					
19-5-0		0-1-0		1-3-0		NON-CONFERENCE		5-1-0		4-0-0		9-0-0					
3-0-0		0-0-0		0-0-0		HOME		0-0-0		0-0-0		3-0-0					
6-1-0		0-0-0		1-0-		AWAY		3-0-0		1-0-0		1-0-0					
10-4-0		0-1-0		0-2-0		NEUTRAL		2-1-0		3-0-0		5-0-0					
9-5-0		0-0-0		1-2-0		CONFERENCE		0-0-0		5-3-0		3-0-0					
3-2-0		0-0-0		1-2-0		HOME		0-0-0		2-0-0		0-0-0					
6-3-0		0-0-0		0-0-0		AWAY		0-0-0		3-3-0		3-0-0					
0-0-0		0-0-0		0-0-0		NEUTRAL		0-0-0		0-0-0		0-0-0					
RPI	S	Opponent		Score		RPI	S	Opponent		Score		RPI	S	Opponent		Score	
3	N	Auburn		4 5		29	H	Western Ky.		5 9		66	N	Towson		1 3	
						29	H	Western Ky.		2 0		83	A	Furman		3 0	
						29	H	Western Ky.		2 3		83	A	Furman		2 1	
						30	N	South Ala.		3 5		83	A	Furman		3 0	
						33	A	South Carolina		0 2		90	N	Dartmouth		9 0	
						48	A	South Fla.		6 4		90	N	Dartmouth		1 0	
						48	N	South Fla.		5 18							
					</												

Non-Div. I Games:

Marshall



Average RPI Win: 131		WON-LOST RECORD		WINNING PCT. RANK		LAST 10 GAMES		STRENGTH OF SCHEDULE		OPP. STRENGTH OF SCHEDULE		TEAM RPI		ADJ RPI		CONF. RPI		ADJ CONF. RPI	
DIV. I ONLY		30-14-0		.68182 46		7-3-0		66		48		41		.58248 41		13		12	
DIV. I NON-CONF.		19-10-0		.65517 66		0-0-0		67		25		47		.57418 48		11		11	
TOTALS		RPI 1-25		RPI 26-50		W-L RECORDS		RPI 51-100		RPI 101-150		RPI 150+							
30-14-0		0-5-0		3-3-0		OVERALL		5-5-0		13-0-0		9-1-0							
14-6-0		0-2-0		0-1-0		HOME		2-3-0		7-0-0		5-0-0							
7-2-0		0-0-0		2-1-0		AWAY		0-0-0		3-0-0		2-1-0							
9-6-0		0-3-0		1-1-0		NEUTRAL		3-2-0		3-0-0		2-0-0							
19-10-0		0-5-0		1-2-0		NON-CONFERENCE		4-3-0		7-0-0		7-0-0							
10-4-0		0-2-0		0-1-0		HOME		1-1-0		4-0-0		5-0-0							
0-0-0		0-0-0		0-0-		AWAY		0-0-0		0-0-0		0-0-0							
9-6-0		0-3-0		1-1-0		NEUTRAL		3-2-0		3-0-0		2-0-0							
11-4-0		0-0-0		2-1-0		CONFERENCE		1-2-0		6-0-0		2-1-0							
4-2-0		0-0-0		0-0-0		HOME		1-2-0		3-0-0		0-0-0							
7-2-0		0-0-0		2-1-0		AWAY		0-0-0		3-0-0		2-1-0							
0-0-0		0-0-0		0-0-0		NEUTRAL		0-0-0		0-0-0		0-0-0							
RPI	S	Opponent		Score		RPI	S	Opponent		Score		RPI	S	Opponent		Score			
1	N	Florida		1	4	27	N	Baylor		3	9	52	N	Ohio St.		2	3		
5	N	Oregon		0	3	28	N	Texas		8	7	53	H	San Jose St.		7	9		
11	N	Arizona		1	7	36	A	San Diego St.		8	1	53	H	San Jose St.		3	2		
15	H	California		9	14	36	A	San Diego St.		5	0	53	H	San Jose St.		0	1		
16	H	Minnesota		1	3	36	A	San Diego St.		0	3	55	N	Ole Miss		0	4		
						46	H	Oregon St.		12	16	57	N	CSUN		3	2		
												63	H	UC Riverside		2	4		
												70	H	Rutgers		14	1		
												72	N	Stanford		13	8		
												82	N	Fordham		8	0		
														108 N Iowa		9	0		
														115 H Cal Poly		4	1		
														124 N Oklahoma St.		16	4		
														127 A Colorado St.		11	2		
														127 A Colorado St.		9	0		
														127 A Colorado St.		3	1		
														128 H UC Santa Barbara		7	2		
														129 N San Diego		10	2		
														130 H New Mexico		4	0		
														130 H New Mexico		4	1		
														130 H New Mexico		7	1		
														132 H UC Davis		8	5		
														150 H Pacific		1	0		
														158 N Loyola Marymount		8	0		
														171 A Utah St.		3	4		
														171 A Utah St.		8	0		
														171 A Utah St.		5	2		
														190 H St. Mary's (CA)		1	0		
														216 H Santa Clara		2	1		
														216 H Santa Clara		2	0		
														217 H Providence		6	1		
														244 H Montana		5	1		
														247 N Portland St.		6	1		
				LAST 10 GAMES															
				171	A	Utah St.	8	0	130	H	New Mexico	7	1						
				171	A	Utah St.	3	4	36	A	San Diego St.	8	1						
				171	A	Utah St.	5	2	36	A	San Diego St.	0	3						
				130	H	New Mexico	4	1	36	A	San Diego St.	5	0						
				130	H	New Mexico	4	0	53	H	San Jose St.	7	9						

Non-Div. I Games:

Fresno St.

Average RPI Win:		152	WON-LOST RECORD		WINNING PCT. RANK		LAST 10 GAMES		STRENGTH OF SCHEDULE		OPP. STRENGTH OF SCHEDULE		TEAM RPI		ADJ RPI		CONF. RPI		ADJ CONF. RPI	
DIV. I ONLY			32-9-0		.78049	19	7-3-0		115		143		44	.58184	42	22		22		
DIV. I NON-CONF.			18-6-0		.75	36	0-1-0		89		89		41	.58813	40	22		22		
TOTALS		RPI 1-25		RPI 26-50		W-L RECORDS		RPI 51-100		RPI 101-150		RPI 150+								
32-9-0		0-2-0		0-0-0		OVERALL		12-2-0		5-4-0		15-1-0								
6-3-0		0-0-0		0-0-0		HOME		4-1-0		1-2-0		1-0-0								
11-4-0		0-2-0		0-0-0		AWAY		1-0-0		2-1-0		8-1-0								
15-2-0		0-0-0		0-0-0		NEUTRAL		7-1-0		2-1-0		6-0-0								
18-6-0		0-2-0		0-0-0		NON-CONFERENCE		8-1-0		3-2-0		7-1-0								
2-0-0		0-0-0		0-0-0		HOME		0-0-0		1-0-0		1-0-0								
1-4-0		0-2-0		0-0-		AWAY		1-0-0		0-1-0		0-1-0								
15-2-0		0-0-0		0-0-0		NEUTRAL		7-1-0		2-1-0		6-0-0								
14-3-0		0-0-0		0-0-0		CONFERENCE		4-1-0		2-2-0		8-0-0								
4-3-0		0-0-0		0-0-0		HOME		4-1-0		0-2-0		0-0-0								
10-0-0		0-0-0		0-0-0		AWAY		0-0-0		2-0-0		8-0-0								
0-0-0		0-0-0		0-0-0		NEUTRAL		0-0-0		0-0-0		0-0-0								
RPI	S	Opponent		Score		RPI	S	Opponent		Score		RPI	S	Opponent		Score				
3	A	Auburn		5	8			52	N	Ohio St.		6	0	101	N	North Florida		4	3	
19	A	Georgia		0	9			58	N	Troy		10	0	116	H	Missouri St.		3	2	
								58	N	Troy		5	2	116	N	Missouri St.		3	1	
								61	N	Pittsburgh		1	0	118	A	FGCU		0	3	
								65	N	Texas St.		10	2	126	N	UConn		1	2	
								71	N	Elon		3	2	136	A	Eastern Ky.		5	1	
								73	N	La.-Monroe		3	4	136	A	Eastern Ky.		8	0	
								76	A	Louisiana Tech		6	4	137	H	Tennessee Tech		3	4	
								89	H	Jacksonville St.		2	1	137	H	Tennessee Tech		2	4	
								89	H	Jacksonville St.		8	2	154	A	Southern Ill.		1	5	
								98	H	Murray St.		6	4	165	N	Villanova		4	1	
								98	H	Murray St.		2	7	175	N	Seton Hall		5	3	
								98	H	Murray St.		5	4	187	H	Bradley		6	5	
								100	N	Samford		7	2	199	N	Georgetown		8	2	
														209	N	Bowling Green		3	0	
														215	A	Southeast Mo. St.		7	0	
														215	A	Southeast Mo. St.		12	3	
														215	A	Southeast Mo. St.		8	4	
														219	A	Morehead St.		10	3	
														219	A	Morehead St.		1	0	
														254	N	Abilene Christian		8	0	
														262	A	Austin Peay		7	1	
														262	A	Austin Peay		2	1	
														262	A	Austin Peay		5	3	
														288	N	Ark.-Pine Bluff		11	1	
LAST 10 GAMES																				
				262	A	Austin Peay	5	3	89	H	Jacksonville St.	8	2	262	A	Austin Peay		2	1	
				262	A	Austin Peay	2	1	89	H	Jacksonville St.	2	1	262	A	Austin Peay		5	3	
				262	A	Austin Peay	7	1	154	A	Southern Ill.	1	5	288	N	Ark.-Pine Bluff		11	1	
				137	H	Tennessee Tech	3	4	215	A	Southeast Mo. St.	8	4							
				137	H	Tennessee Tech	2	4	215	A	Southeast Mo. St.	12	3							

Non-Div. I Games:

SIUE

Average RPI Win: 135		WON-LOST	WINNING	LAST 10	STRENGTH OF		OPP. STRENGTH	TEAM	ADJ		CONF.	ADJ CONF.
Average RPI Loss: 52		RECORD	PCT. RANK	GAMES	SCHEDULE		OF SCHEDULE	RPI	RPI		RPI	RPI
DIV. I ONLY		28-16-0	.63636	70	5-5-0		40	55	42		.58044	43
DIV. I NON-CONF.		21-8-0	.72414	44	3-1-0		61	96	40		.58486	41
TOTALS		RPI 1-25	RPI 26-50		W-L RECORDS		RPI 51-100		RPI 101-150		RPI 150+	
28-16-0		0-8-0	1-3-0		OVERALL		11-3-0		5-0-0		11-2-0	
14-6-0		0-0-0	1-3-0		HOME		5-2-0		2-0-0		6-1-0	
5-9-0		0-8-0	0-0-0		AWAY		5-1-0		0-0-0		0-0-0	
9-1-0		0-0-0	0-0-0		NEUTRAL		1-0-0		3-0-0		5-1-0	
21-8-0		0-5-0	1-0-0		NON-CONFERENCE		6-2-0		5-0-0		9-1-0	
9-2-0		0-0-0	1-0-0		HOME		2-2-0		2-0-0		4-0-0	
3-5-0		0-5-0	0-0-		AWAY		3-0-0		0-0-0		0-0-0	
9-1-0		0-0-0	0-0-0		NEUTRAL		1-0-0		3-0-0		5-1-0	
7-8-0		0-3-0	0-3-0		CONFERENCE		5-1-0		0-0-0		2-1-0	
5-4-0		0-0-0	0-3-0		HOME		3-0-0		0-0-0		2-1-0	
2-4-0		0-3-0	0-0-0		AWAY		2-1-0		0-0-0		0-0-0	
0-0-0		0-0-0	0-0-0		NEUTRAL		0-0-0		0-0-0		0-0-0	
RPI S	Opponent	Score	RPI S	Opponent	Score	RPI S	Opponent	Score	RPI S	Opponent	Score	
3 A	Auburn	0 10	30 H	South Ala.	11 13	58 H	Troy	4 3	118 N	FGCU	16 2	
3 A	Auburn	8 20	30 H	South Ala.	3 8	58 H	Troy	15 3	137 H	Tennessee Tech	11 10	
7 A	La.-Lafayette	0 8	30 H	South Ala.	7 8	58 H	Troy	4 0	137 H	Tennessee Tech	12 1	
7 A	La.-Lafayette	2 10	44 H	Chattanooga	4 2	65 A	Texas St.	13 4	140 N	Winthrop	8 7	
7 A	La.-Lafayette	1 10				65 A	Texas St.	4 5	145 N	Eastern Ill.	7 6	
8 A	Alabama	1 9				65 A	Texas St.	5 2	160 N	East Carolina	4 3	
22 A	Kansas	4 5				67 A	Kennesaw St.	12 4	165 N	Villanova	5 2	
22 A	Kansas	6 8				67 H	Kennesaw St.	11 3	172 N	UMKC	10 2	
						83 H	Furman	2 6	176 H	Presbyterian	9 2	
						83 H	Furman	1 3	179 H	Appalachian St.	10 2	
						87 A	Mercer	3 0	179 H	Appalachian St.	2 1	
						87 A	Mercer	8 5	179 H	Appalachian St.	5 14	
						91 H	Georgia Tech	7 6	236 H	Savannah St.	14 5	
						97 N	Ball St.	10 4	236 H	Savannah St.	16 8	
									246 N	Eastern Mich.	6 1	
									246 N	Eastern Mich.	9 10	
									246 N	Eastern Mich.	9 3	
									265 H	Mt. St. Mary's	10 4	
LAST 10 GAMES												
			179 H	Appalachian St.	5 14	137 H	Tennessee Tech	12 1				
			179 H	Appalachian St.	2 1	7 A	La.-Lafayette	2 10				
			179 H	Appalachian St.	10 2	7 A	La.-Lafayette	0 8				
			67 A	Kennesaw St.	12 4	7 A	La.-Lafayette	1 10				
			137 H	Tennessee Tech	11 10	83 H	Furman	1 3				

Non-Div. I Games:

Georgia St.

Average RPI Win:		146	WON-LOST RECORD		WINNING PCT. RANK		LAST 10 GAMES		STRENGTH OF SCHEDULE		OPP. STRENGTH OF SCHEDULE		TEAM RPI	ADJ RPI		CONF. RPI	ADJ CONF. RPI							
Average RPI Loss:		79																						
DIV. I ONLY			27-9-0		.75		29		9-1-0		112		69		45		.5786		44		11		11	
DIV. I NON-CONF.			19-8-0		.7037		53		2-0-0		101		74		50		.57317		49		12		12	
TOTALS		RPI 1-25		RPI 26-50		W-L RECORDS		RPI 51-100		RPI 101-150		RPI 150+												
27-9-0		1-4-0		2-1-0		OVERALL		6-1-0		6-1-0		12-2-0												
4-0-0		0-0-0		0-0-0		HOME		0-0-0		4-0-0		0-0-0												
7-3-0		0-1-0		1-1-0		AWAY		3-1-0		0-0-0		3-0-0												
16-6-0		1-3-0		1-0-0		NEUTRAL		3-0-0		2-1-0		9-2-0												
19-8-0		1-4-0		2-1-0		NON-CONFERENCE		4-0-0		3-1-0		9-2-0												
1-0-0		0-0-0		0-0-0		HOME		0-0-0		1-0-0		0-0-0												
2-2-0		0-1-0		1-0-		AWAY		1-0-0		0-0-0		0-0-0												
16-6-0		1-3-0		1-0-0		NEUTRAL		3-0-0		2-1-0		9-2-0												
8-1-0		0-0-0		0-0-0		CONFERENCE		2-1-0		3-0-0		3-0-0												
3-0-0		0-0-0		0-0-0		HOME		0-0-0		3-0-0		0-0-0												
5-1-0		0-0-0		0-0-0		AWAY		2-1-0		0-0-0		3-0-0												
0-0-0		0-0-0		0-0-0		NEUTRAL		0-0-0		0-0-0		0-0-0												
RPI	S	Opponent		Score		RPI	S	Opponent		Score		RPI	S	Opponent		Score		RPI	S	Opponent		Score		
3	A	Auburn		1	12	30	A	South Ala.		3	1	74	N	Arkansas		7	3	110	N	Jacksonville		7	2	
9	N	Missouri		1	6	43	A	Georgia St.		2	4	81	A	Lipscomb		7	4	122	N	Syracuse		2	4	
22	N	Kansas		4	0	45	N	UAB		13	0	83	A	Furman		5	6	125	H	UNCG		5	4	
22	N	Kansas		3	11							83	A	Furman		7	5	125	H	UNCG		5	4	
22	N	Kansas		1	11							83	A	Furman		7	5	125	H	UNCG		3	1	
												97	N	Ball St.		10	9	137	H	Tennessee Tech		6	4	
												97	N	Ball St.		6	2	141	N	La Salle		4	0	
																		172	N	UMKC		0	7	
																		179	N	Appalachian St.		3	0	
																		186	N	Cleveland St.		3	0	
																		197	N	George Washington		4	2	
																		200	A	East Tenn. St.		11	0	
																		200	A	East Tenn. St.		5	4	
																		200	A	East Tenn. St.		5	2	
																		202	N	Sam Houston St.		5	2	
																		225	N	Boston U.		6	1	
																		228	N	Massachusetts		8	0	
																		229	N	Army		6	0	
																		231	N	UMass Lowell		5	9	
																		243	N	Evansville		5	3	
																		285	N	Hartford		10	1	
LAST 10 GAMES																								
83 A Furman						5	6	200 A East Tenn. St.						5	2									
83 A Furman						7	5	200 A East Tenn. St.						5	4									
83 A Furman						7	5	200 A East Tenn. St.						11	0									
81 A Lipscomb						7	4	125 H UNCG						5	4									
137 H Tennessee Tech						6	4	125 H UNCG						5	4									

Non-Div. I Games:

Chattanooga



Average RPI Win:	117	WON-LOST	WINNING	LAST 10	STRENGTH OF	OPP. STRENGTH	TEAM	ADJ	CONF.	ADJ CONF.		
Average RPI Loss:	29	RECORD	PCT. RANK	GAMES	SCHEDULE	OF SCHEDULE	RPI	RPI	RPI	RPI		
DIV. I ONLY		23-17-0	.575	98	2-8-0	38	20	47	.57777	46	2	2
DIV. I NON-CONF.		19-6-0	.76	34	0-0-0	134	47	44	.58148	44	2	2
<hr/>												
TOTALS	RPI 1-25	RPI 26-50		W-L RECORDS		RPI 51-100		RPI 101-150		RPI 150+		
23-17-0	1-9-0	2-6-0		OVERALL		7-1-0		5-1-0		8-0-0		
3-6-0	0-3-0	0-3-0		HOME		3-0-0		0-0-0		0-0-0		
2-7-0	1-5-0	1-1-0		AWAY		0-1-0		0-0-0		0-0-0		
18-4-0	0-1-0	1-2-0		NEUTRAL		4-0-0		5-1-0		8-0-0		
19-6-0	0-1-0	2-3-0		NON-CONFERENCE		4-1-0		5-1-0		8-0-0		
0-0-0	0-0-0	0-0-0		HOME		0-0-0		0-0-0		0-0-0		
1-2-0	0-0-0	1-0-		AWAY		0-1-0		0-0-0		0-0-0		
18-4-0	0-1-0	1-2-0		NEUTRAL		4-0-0		5-1-0		8-0-0		
4-11-0	1-8-0	0-3-0		CONFERENCE		3-0-0		0-0-0		0-0-0		
3-6-0	0-3-0	0-3-0		HOME		3-0-0		0-0-0		0-0-0		
1-5-0	1-5-0	0-0-0		AWAY		0-0-0		0-0-0		0-0-0		
0-0-0	0-0-0	0-0-0		NEUTRAL		0-0-0		0-0-0		0-0-0		
RPI	S	Opponent	Score	RPI	S	Opponent	Score	RPI	S	Opponent	Score	
5	A	Oregon	12 23	32	H	Utah	2 5	54	N	Nebraska	11 10	
5	A	Oregon	0 9	32	H	Utah	0 6	55	N	Ole Miss	2 1	
5	A	Oregon	0 10	32	H	Utah	5 7	59	A	Hawaii	1 4	
11	H	Arizona	2 7	36	A	San Diego St.	0 2	70	N	Rutgers	8 3	
11	H	Arizona	3 9	41	A	Fresno St.	16 12	72	H	Stanford	5 3	
11	H	Arizona	3 22	47	N	North Dakota St.	2 4	72	H	Stanford	10 0	
13	N	Kentucky	5 6	47	N	North Dakota St.	6 5	72	H	Stanford	7 6	
15	A	California	3 1	50	N	BYU	5 14	86	N	Longwood	7 3	
15	A	California	2 3									
15	A	California	1 3									

Non-Div. I Games:

Oregon St.

[illegible]

**Non-Div. I Games:**

North Dakota St.

RPI	S	Opponent	Score	
244	N	Montana	8	6
244	N	Montana	10	3

North Dakota St.

N  
o  
r  
t  
h  
D  
a  
k  
o  
t  
a  
S  
t  
.

N  
o  
r  
t  
h  
D  
a  
k  
o  
t  
a  
S  
t  
.



[illegible]

**Non-Div. I Games:**

South Fla.

South Fla.

Through Games Of April 12, 2015

RPI	S	Opponent	Score	
285	H	Hartford	9	0

South Fla.

S  
o  
u  
t  
h  
F  
l  
a  
.

S  
o  
u  
t  
h  
F  
l  
a  
.

Average RPI Win: 128		WON-LOST RECORD		WINNING PCT. RANK		LAST 10 GAMES		STRENGTH OF SCHEDULE		OPP. STRENGTH OF SCHEDULE		TEAM RPI		ADJ RPI		CONF. RPI		ADJ CONF. RPI	
DIV. I ONLY		27-17-0		.61364 79		5-5-0		68		38		57		.57341 49		7		7	
DIV. I NON-CONF.		22-13-0		.62857 84		0-1-0		73		23		53		.57535 46		7		7	
TOTALS		RPI 1-25		RPI 26-50		W-L RECORDS		RPI 51-100		RPI 101-150		RPI 150+							
27-17-0		2-7-0		2-2-0		OVERALL		8-3-0		4-3-0		11-2-0							
16-8-0		2-3-0		0-2-0		HOME		5-2-0		1-1-0		8-0-0							
4-4-0		0-1-0		0-0-0		AWAY		2-1-0		2-2-0		0-0-0							
7-5-0		0-3-0		2-0-0		NEUTRAL		1-0-0		1-0-0		3-2-0							
22-13-0		2-7-0		2-2-0		NON-CONFERENCE		5-0-0		2-2-0		11-2-0							
15-6-0		2-3-0		0-2-0		HOME		4-0-0		1-1-0		8-0-0							
0-2-0		0-1-0		0-0-		AWAY		0-0-0		0-1-0		0-0-0							
7-5-0		0-3-0		2-0-0		NEUTRAL		1-0-0		1-0-0		3-2-0							
5-4-0		0-0-0		0-0-0		CONFERENCE		3-3-0		2-1-0		0-0-0							
1-2-0		0-0-0		0-0-0		HOME		1-2-0		0-0-0		0-0-0							
4-2-0		0-0-0		0-0-0		AWAY		2-1-0		2-1-0		0-0-0							
0-0-0		0-0-0		0-0-0		NEUTRAL		0-0-0		0-0-0		0-0-0							
RPI	S	Opponent		Score		RPI	S	Opponent		Score		RPI	S	Opponent		Score			
2	N	LSU		0	8	31	H	Northwestern		4	5	54	H	Nebraska		3	0		
3	H	Auburn		3	2	32	N	Utah		4	3	59	H	Hawaii		1	5		
4	H	Michigan		0	9	36	H	San Diego St.		3	9	59	H	Hawaii		7	2		
9	N	Missouri		2	10	50	N	BYU		11	0	59	H	Hawaii		6	8		
10	A	UCLA		1	9							60	H	Purdue		5	3		
14	H	Arizona St.		3	10							63	A	UC Riverside		1	8		
18	H	Notre Dame		8	7							63	A	UC Riverside		3	2		
18	H	Notre Dame		2	7							63	A	UC Riverside		12	0		
25	N	Texas A&M		1	2							69	H	Northwestern St.		6	4		
												77	H	Idaho St.		3	1		
												95	N	Wichita St.		10	0		

Non-Div. I Games:

Cal St. Fullerton



Average RPI Win:	120	WON-LOST	WINNING	LAST 10	STRENGTH OF	OPP. STRENGTH	TEAM	ADJ	CONF.	ADJ CONF.	
Average RPI Loss:	45	RECORD	PCT. RANK	GAMES	SCHEDULE	OF SCHEDULE	RPI	RPI	RPI	RPI	
DIV. I ONLY	24-13-0	.64865	63	5-5-0	80	22	49	.57079	51	4	4
DIV. I NON-CONF.	12-8-0	.6	92	1-1-0	108	12	65	.54993	64	4	4
<hr/>											
TOTALS	RPI 1-25	RPI 26-50		W-L RECORDS		RPI 51-100		RPI 101-150		RPI 150+	
24-13-0	1-5-0	2-5-0		OVERALL		8-2-0		4-0-0		9-1-0	
12-5-0	1-2-0	2-2-0		HOME		2-1-0		3-0-0		4-0-0	
7-4-0	0-0-0	0-3-0		AWAY		5-1-0		0-0-0		2-0-0	
5-4-0	0-3-0	0-0-0		NEUTRAL		1-0-0		1-0-0		3-1-0	
<hr/>											
12-8-0	0-4-0	0-1-0		NON-CONFERENCE		5-2-0		1-0-0		6-1-0	
3-3-0	0-1-0	0-1-0		HOME		2-1-0		0-0-0		1-0-0	
4-1-0	0-0-0	0-0-		AWAY		2-1-0		0-0-0		2-0-0	
5-4-0	0-3-0	0-0-0		NEUTRAL		1-0-0		1-0-0		3-1-0	
<hr/>											
12-5-0	1-1-0	2-4-0		CONFERENCE		3-0-0		3-0-0		3-0-0	
9-2-0	1-1-0	2-1-0		HOME		0-0-0		3-0-0		3-0-0	
3-3-0	0-0-0	0-3-0		AWAY		3-0-0		0-0-0		0-0-0	
0-0-0	0-0-0	0-0-0		NEUTRAL		0-0-0		0-0-0		0-0-0	
<hr/>											
RPI S	Opponent	Score		RPI S	Opponent	Score		RPI S	Opponent	Score	
6 H	Florida St.	1	0	31 H	Northwestern	0	11	52 A	Ohio St.	14	4
6 H	Florida St.	1	9	35 A	Virginia Tech	0	2	52 A	Ohio St.	9	7
9 N	Missouri	1	5	35 A	Virginia Tech	2	4	74 N	Arkansas	11	5
13 H	Kentucky	0	4	35 A	Virginia Tech	0	2	75 A	UNLV	0	4
16 N	Minnesota	2	4	37 H	North Carolina	2	4	91 A	Georgia Tech	6	1
24 N	Washington	6	11	37 H	North Carolina	9	2	91 A	Georgia Tech	5	4
				37 H	North Carolina	6	4	91 A	Georgia Tech	15	2
								97 H	Ball St.	8	0
								99 H	Illinois St.	10	2
								99 H	Illinois St.	3	4
</											

Non-Div. I Games:

Louisville

Average RPI Win:	141	WON-LOST RECORD	WINNING PCT. RANK	LAST 10 GAMES	STRENGTH OF SCHEDULE	OPP. STRENGTH OF SCHEDULE	TEAM RPI	ADJ RPI	CONF. RPI	ADJ CONF. RPI					
DIV. I ONLY		22-16-0	.57895	94	7-3-0	36	59	51	.57041	52	6	6			
DIV. I NON-CONF.		16-10-0	.61538	88	1-1-0	32	90	48	.572	51	6	6			
<hr/>															
TOTALS	RPI 1-25	RPI 26-50		W-L RECORDS		RPI 51-100		RPI 101-150		RPI 150+					
22-16-0	0-7-0	1-2-0		OVERALL		7-6-0		5-1-0		9-0-0					
4-8-0	0-3-0	0-0-0		HOME		2-5-0		0-0-0		2-0-0					
6-5-0	0-3-0	0-0-0		AWAY		2-1-0		4-1-0		0-0-0					
12-3-0	0-1-0	1-2-0		NEUTRAL		3-0-0		1-0-0		7-0-0					
16-10-0	0-4-0	1-2-0		NON-CONFERENCE		4-3-0		2-1-0		9-0-0					
3-3-0	0-0-0	0-0-0		HOME		1-3-0		0-0-0		2-0-0					
1-4-0	0-3-0	0-0-		AWAY		0-0-0		1-1-0		0-0-0					
12-3-0	0-1-0	1-2-0		NEUTRAL		3-0-0		1-0-0		7-0-0					
6-6-0	0-3-0	0-0-0		CONFERENCE		3-3-0		3-0-0		0-0-0					
1-5-0	0-3-0	0-0-0		HOME		1-2-0		0-0-0		0-0-0					
5-1-0	0-0-0	0-0-0		AWAY		2-1-0		3-0-0		0-0-0					
0-0-0	0-0-0	0-0-0		NEUTRAL		0-0-0		0-0-0		0-0-0					
RPI	S	Opponent	Score	RPI	S	Opponent	Score	RPI	S	Opponent	Score				
3	A	Auburn	2 14	32	N	Utah	7 10	51	H	Louisville	7 9	121	A	Texas-Arlington	5 8
4	H	Michigan	1 13	41	N	Fresno St.	3 2	51	H	Louisville	4 14	126	N	UConn	5 1
4	H	Michigan	0 20	42	N	SIUE	0 6	54	H	Nebraska	5 7	148	A	Charleston So.	10 6
4	H	Michigan	1 13					54	H	Nebraska	5 4	149	A	Michigan St.	8 4
10	N	UCLA	0 8					54	H	Nebraska	7 11	149	A	Michigan St.	6 4
24	A	Washington	0 6					57	N	CSUN	5 3	149	A	Michigan St.	15 5
24	A	Washington	4 5					61	H	Pittsburgh	7 3	152	N	Miami (OH)	8 3
								61	H	Pittsburgh	15 17	154	N	Southern Ill.	7 2
								75	N	UNLV	10 8	154	N	Southern Ill.	7 4
								94	A	Maryland	9 5	196	H	Wright St.	10 2
								94	A	Maryland	10 11	196	H	Wright St.	7 2
								94	A	Maryland	18 6	202	N	Sam Houston St.	4 3
								100	N	Samford	10 0	239	N	Buffalo	15 6
												250	N	UMBC	6 2
												272	N	Incarnate Word	13 1
				LAST 10 GAMES											
				149	A	Michigan St.	15 5	54	H	Nebraska	7 11				
				149	A	Michigan St.	8 4	61	H	Pittsburgh	15 17				
				149	A	Michigan St.	6 4	61	H	Pittsburgh	7 3				
				54	H	Nebraska	5 4	94	A	Maryland	9 5				
				54	H	Nebraska	5 7	94	A	Maryland	18 6				

Non-Div. I Games:

Ohio St.

Average RPI Win:		143	WON-LOST RECORD		WINNING PCT. RANK	LAST 10 GAMES	STRENGTH OF SCHEDULE		OPP. STRENGTH OF SCHEDULE	TEAM RPI	ADJ RPI	CONF. RPI	ADJ CONF. RPI				
DIV. I ONLY		28-15-0		.65116	62	6-4-0	70		56	50	.57009	53	13	12			
DIV. I NON-CONF.		20-11-0		.64516	72	1-0-0	55		50	49	.57135	52	11	11			
TOTALS		RPI 1-25		RPI 26-50		W-L RECORDS		RPI 51-100		RPI 101-150		RPI 150+					
28-15-0		0-5-0		5-3-0		OVERALL		5-5-0		4-2-0		14-0-0					
5-2-0		0-0-0		0-0-0		HOME		0-0-0		2-2-0		3-0-0					
4-5-0		0-1-0		4-2-0		AWAY		0-2-0		0-0-0		0-0-0					
19-8-0		0-4-0		1-1-0		NEUTRAL		5-3-0		2-0-0		11-0-0					
20-11-0		0-5-0		1-1-0		NON-CONFERENCE		5-5-0		3-0-0		11-0-0					
1-0-0		0-0-0		0-0-0		HOME		0-0-0		1-0-0		0-0-0					
0-3-0		0-1-0		0-0-		AWAY		0-2-0		0-0-0		0-0-0					
19-8-0		0-4-0		1-1-0		NEUTRAL		5-3-0		2-0-0		11-0-0					
8-4-0		0-0-0		4-2-0		CONFERENCE		0-0-0		1-2-0		3-0-0					
4-2-0		0-0-0		0-0-0		HOME		0-0-0		1-2-0		3-0-0					
4-2-0		0-0-0		4-2-0		AWAY		0-0-0		0-0-0		0-0-0					
0-0-0		0-0-0		0-0-0		NEUTRAL		0-0-0		0-0-0		0-0-0					
RPI	S	Opponent		Score		RPI	S	Opponent		Score		RPI	S	Opponent		Score	
1	N	Florida		1	9	27	N	Baylor		1	3	55	N	Ole Miss		5	6
4	N	Michigan		1	9	36	A	San Diego St.		10	9	56	N	New Mexico St.		0	14
11	A	Arizona		1	9	36	A	San Diego St.		10	1	59	A	Hawaii		1	14
14	N	Arizona St.		4	6	36	A	San Diego St.		2	3	59	A	Hawaii		3	6
15	N	California		2	3	41	A	Fresno St.		9	7	63	N	UC Riverside		1	6
						41	A	Fresno St.		1	0	64	N	Long Beach St.		4	3
						41	A	Fresno St.		2	3	77	N	Idaho St.		8	1
						50	N	BYU		9	8	85	N	Drake		12	4
												86	N	Longwood		6	4
												86	N	Longwood		6	2
												108	N	Iowa		11	2
												127	H	Colorado St.		0	1
												127	H	Colorado St.		8	0
												127	H	Colorado St.		0	6
												129	N	San Diego		12	6
												150	H	Pacific		12	4
												158	N	Loyola Marymount		10	2
												177	N	Utah Valley		15	0
												177	N	Utah Valley		10	7
												192	N	Ill.-Chicago		7	0
												192	N	Ill.-Chicago		4	3
												194	N	Harvard		3	0
												196	N	Wright St.		13	2
												224	N	Seattle		7	5
												224	N	Seattle		14	6
												227	H	Boise St.		9	0
												227	H	Boise St.		8	0
												227	H	Boise St.		9	1
												230	N	Loyola Chicago		11	2
												247	N	Portland St.		8	5
LAST 10 GAMES																	
						36	A	San Diego St.		2	3	127	H	Colorado St.		0	6
						36	A	San Diego St.		10	1	41	A	Fresno St.		9	7
						36	A	San Diego St.		10	9	41	A	Fresno St.		2	3
						127	H	Colorado St.		8	0	41	A	Fresno St.		1	0
						127	H	Colorado St.		0	1	150	H	Pacific		12	4

Non-Div. I Games:

San Jose St.

Average RPI Win:	116	WON-LOST	WINNING	LAST 10	STRENGTH OF	OPP. STRENGTH	TEAM	ADJ	CONF.	ADJ CONF.				
Average RPI Loss:	45	RECORD	PCT. RANK	GAMES	SCHEDULE	OF SCHEDULE	RPI	RPI	RPI	RPI				
DIV. I ONLY		22-18-0	.55	110	5-5-0	32	32	54	.5695	54	6	6		
DIV. I NON-CONF.		12-14-0	.46154	144	0-2-0	25	31	70	.54558	70	6	6		
<hr/>														
TOTALS	RPI 1-25	RPI 26-50		W-L RECORDS		RPI 51-100		RPI 101-150		RPI 150+				
22-18-0	2-6-0	1-5-0		OVERALL		6-7-0		7-0-0		6-0-0				
5-4-0	1-2-0	0-2-0		HOME		0-0-0		3-0-0		1-0-0				
6-8-0	0-2-0	0-1-0		AWAY		4-5-0		2-0-0		0-0-0				
11-6-0	1-2-0	1-2-0		NEUTRAL		2-2-0		2-0-0		5-0-0				
12-14-0	1-4-0	1-5-0		NON-CONFERENCE		2-5-0		2-0-0		6-0-0				
1-2-0	0-0-0	0-2-0		HOME		0-0-0		0-0-0		1-0-0				
0-6-0	0-2-0	0-0-		AWAY		0-3-0		0-0-0		0-0-0				
11-6-0	1-2-0	1-2-0		NEUTRAL		2-2-0		2-0-0		5-0-0				
10-4-0	1-2-0	0-0-0		CONFERENCE		4-2-0		5-0-0		0-0-0				
4-2-0	1-2-0	0-0-0		HOME		0-0-0		3-0-0		0-0-0				
6-2-0	0-0-0	0-0-0		AWAY		4-2-0		2-0-0		0-0-0				
0-0-0	0-0-0	0-0-0		NEUTRAL		0-0-0		0-0-0		0-0-0				
RPI	S	Opponent	Score		RPI	S	Opponent	Score		RPI	S	Opponent	Score	
2	N	LSU	2	10	29	N	Western Ky.	1	5	52	A	Ohio St.	7	5
6	A	Florida St.	1	4	36	N	San Diego St.	10	0	52	A	Ohio St.	4	5
6	A	Florida St.	2	3	46	N	Oregon St.	10	11	52	A	Ohio St.	11	7
10	N	UCLA	1	5	47	H	North Dakota St.	0	3	56	A	New Mexico St.	11	16
12	N	Tennessee	5	2	47	H	North Dakota St.	6	10	60	A	Purdue	3	0
16	H	Minnesota	7	8	49	A	Cal St. Fullerton	0	3	60	A	Purdue	0	1
16	H	Minnesota	3	8						60	A	Purdue	8	0
16	H	Minnesota	5	3						79	N	UTSA	11	7
										91	N	Georgia Tech	2	11
										91	N	Georgia Tech	2	10
										95	A	Wichita St.	1	7
										95	A	Wichita St.	4	10
										96	N	Texas Tech	11	3

Non-Div. I Games:

Nebraska



Average RPI Win: 143		WON-LOST	WINNING	LAST 10	STRENGTH OF		OPP. STRENGTH	TEAM	ADJ		CONF.	ADJ CONF.
Average RPI Loss: 33		RECORD	PCT. RANK	GAMES	SCHEDULE		OF SCHEDULE	RPI	RPI		RPI	RPI
DIV. I ONLY		23-19-0	.54762	112	4-6-0		33	26	52		.56942	55
DIV. I NON-CONF.		18-6-0	.75	36	2-0-0		203	164	66		.5497	65
TOTALS		RPI 1-25	RPI 26-50		W-L RECORDS		RPI 51-100		RPI 101-150		RPI 150+	
23-19-0		2-14-0	1-1-0		OVERALL		5-1-0		5-3-0		10-0-0	
7-8-0		2-7-0	0-0-0		HOME		0-1-0		0-0-0		5-0-0	
6-7-0		0-7-0	0-0-0		AWAY		4-0-0		2-0-0		0-0-0	
10-4-0		0-0-0	1-1-0		NEUTRAL		1-0-0		3-3-0		5-0-0	
18-6-0		0-1-0	1-1-0		NON-CONFERENCE		2-1-0		5-3-0		10-0-0	
5-1-0		0-0-0	0-0-0		HOME		0-1-0		0-0-0		5-0-0	
3-1-0		0-1-0	0-0-		AWAY		1-0-0		2-0-0		0-0-0	
10-4-0		0-0-0	1-1-0		NEUTRAL		1-0-0		3-3-0		5-0-0	
5-13-0		2-13-0	0-0-0		CONFERENCE		3-0-0		0-0-0		0-0-0	
2-7-0		2-7-0	0-0-0		HOME		0-0-0		0-0-0		0-0-0	
3-6-0		0-6-0	0-0-0		AWAY		3-0-0		0-0-0		0-0-0	
0-0-0		0-0-0	0-0-0		NEUTRAL		0-0-0		0-0-0		0-0-0	
RPI S	Opponent	Score	RPI S	Opponent	Score	RPI S	Opponent	Score	RPI S	Opponent	Score	
2 A	LSU	2 8	41 N	Fresno St.	4 0	53 N	San Jose St.	6 5	107 N	Iowa St.	13 5	
2 A	LSU	0 8	46 N	Oregon St.	1 2	73 H	La.-Monroe	1 9	107 N	Iowa St.	2 4	
2 A	LSU	2 5				74 A	Arkansas	7 3	109 A	FIU	5 0	
3 H	Auburn	3 14				74 A	Arkansas	6 4	117 A	Coastal Caro.	2 1	
3 H	Auburn	2 10				74 A	Arkansas	4 2	128 N	UC Santa Barbara	2 3	
3 H	Auburn	3 7				100 A	Samford	13 8	147 N	St. Bonaventure	9 2	
8 A	Alabama	0 6							149 N	Michigan St.	3 9	
8 A	Alabama	0 7							149 N	Michigan St.	4 3	
8 A	Alabama	0 10							151 N	Delaware	12 4	
14 A	Arizona St.	3 6							161 N	Western Mich.	4 3	
19 H	Georgia	7 9							184 H	UT Martin	6 4	
19 H	Georgia	0 4							211 N	Bethune-Cookman	5 1	
19 H	Georgia	0 8							211 N	Bethune-Cookman	6 5	
23 H	Mississippi St.	6 8							223 H	Memphis	8 0	
23 H	Mississippi St.	14 8							223 N	Memphis	8 2	
23 H	Mississippi St.	8 7							259 H	Mississippi Val.	7 2	
									288 H	Ark.-Pine Bluff	22 3	
									288 H	Ark.-Pine Bluff	8 0	
			LAST 10 GAMES									
			19 H	Georgia	0 4	2 A	LSU	2 8				
			19 H	Georgia	7 9	2 A	LSU	2 5				
			19 H	Georgia	0 8	184 H	UT Martin	6 4				
			100 A	Samford	13 8	74 A	Arkansas	4 2				
			2 A	LSU	0 8	74 A	Arkansas	6 4				

Non-Div. I Games:

Ole Miss

Average RPI Win:		154	WON-LOST RECORD		WINNING PCT. RANK	LAST 10 GAMES		STRENGTH OF SCHEDULE		OPP. STRENGTH OF SCHEDULE	TEAM RPI	ADJ RPI	CONF. RPI	ADJ CONF. RPI							
Average RPI Loss:		59																			
DIV. I ONLY			34-12-0		.73913	34	9-1-0		139	70	56	.56763	56	14	14						
DIV. I NON-CONF.			25-12-0		.67568	60	1-1-0		110	46	55	.56543	54	15	15						
TOTALS		RPI 1-25		RPI 26-50		W-L RECORDS		RPI 51-100		RPI 101-150		RPI 150+									
34-12-0		1-7-0		0-0-0		OVERALL		8-3-0		6-0-0		19-2-0									
18-9-0		1-5-0		0-0-0		HOME		4-2-0		1-0-0		12-2-0									
5-1-0		0-1-0		0-0-0		AWAY		1-0-0		1-0-0		3-0-0									
11-2-0		0-1-0		0-0-0		NEUTRAL		3-1-0		4-0-0		4-0-0									
25-12-0		1-7-0		0-0-0		NON-CONFERENCE		8-3-0		6-0-0		10-2-0									
12-9-0		1-5-0		0-0-0		HOME		4-2-0		1-0-0		6-2-0									
2-1-0		0-1-0		0-0-		AWAY		1-0-0		1-0-0		0-0-0									
11-2-0		0-1-0		0-0-0		NEUTRAL		3-1-0		4-0-0		4-0-0									
9-0-0		0-0-0		0-0-0		CONFERENCE		0-0-0		0-0-0		9-0-0									
6-0-0		0-0-0		0-0-0		HOME		0-0-0		0-0-0		6-0-0									
3-0-0		0-0-0		0-0-0		AWAY		0-0-0		0-0-0		3-0-0									
0-0-0		0-0-0		0-0-0		NEUTRAL		0-0-0		0-0-0		0-0-0									
RPI	S	Opponent		Score		RPI	S	Opponent		Score		RPI	S	Opponent		Score					
11	H	Arizona		2	14					53	N	San Jose St.		14	0	126	N	UConn		5	4
11	H	Arizona		6	11					54	H	Nebraska		16	11	127	H	Colorado St.		8	2
14	A	Arizona St.		7	11					64	N	Long Beach St.		0	9	127	N	Colorado St.		7	3
14	H	Arizona St.		6	4					73	N	La.-Monroe		7	6	130	A	New Mexico		12	6
14	H	Arizona St.		1	12					75	A	UNLV		1	0	143	N	Wisconsin		8	7
16	N	Minnesota		1	6					75	N	UNLV		7	0	143	N	Wisconsin		5	0
22	H	Kansas		12	25					79	H	UTSA		7	8	153	N	DePaul		8	6
22	H	Kansas		0	6					80	H	Tulsa		8	0	159	N	Indiana St.		4	0
										80	H	Tulsa		12	10	166	H	Middle Tenn.		5	6
										88	H	Weber St.		8	0	172	H	UMKC		10	9
										96	H	Texas Tech		3	5	172	H	UMKC		6	2
																172	H	UMKC		8	3
																177	H	Utah Valley		9	0
																177	H	Utah Valley		10	0
																177	H	Utah Valley		7	2
																178	H	UTEP		12	6
																187	H	Bradley		14	9
																187	H	Bradley		8	10
																194	N	Harvard		7	2
																224	A	Seattle		10	1
																224	A	Seattle		6	1
																224	A	Seattle		7	2
																227	N	Boise St.		4	3
																244	H	Montana		8	0
																258	H	North Dakota		19	13
																258	H	North Dakota		15	5
																258	H	North Dakota		9	4
LAST 10 GAMES																					
																172	H	UMKC		8	3
																172	H	UMKC		10	9
																172	H	UMKC		6	2
																14	H	Arizona St.		6	4
																14	H	Arizona St.		1	12

Non-Div. I Games:

New Mexico St.

**Non-Div. I Games:**

CSUN

RPI	S	Opponent	Score	
177	H	Utah Valley	3	0
177	H	Utah Valley	6	1
224	A	Seattle	8	0
239	H	Buffalo	1	5
239	H	Buffalo	4	1
241	H	Bryant	5	3
247	N	Portland St.	11	0

CSUN

C  
S  
U  
N

C  
S  
U  
N

Average RPI Win:	152	WON-LOST RECORD	WINNING PCT. RANK	LAST 10 GAMES	STRENGTH OF SCHEDULE	OPP. STRENGTH OF SCHEDULE	TEAM RPI	ADJ RPI	CONF. RPI	ADJ CONF. RPI		
DIV. I ONLY		25-19-0	.56818	102	7-3-0	45	66	58	.56219	58	5	5
DIV. I NON-CONF.		17-12-0	.58621	98	3-1-0	57	100	63	.5532	62	5	5
<hr/>												
TOTALS	RPI 1-25	RPI 26-50		W-L RECORDS		RPI 51-100		RPI 101-150		RPI 150+		
25-19-0	2-5-0	1-7-0		OVERALL		6-5-0		3-2-0		13-0-0		
14-5-0	0-1-0	1-2-0		HOME		4-0-0		3-2-0		6-0-0		
7-12-0	2-4-0	0-3-0		AWAY		1-5-0		0-0-0		4-0-0		
4-2-0	0-0-0	0-2-0		NEUTRAL		1-0-0		0-0-0		3-0-0		
17-12-0	1-3-0	1-4-0		NON-CONFERENCE		2-3-0		3-2-0		10-0-0		
8-5-0	0-1-0	1-2-0		HOME		1-0-0		3-2-0		3-0-0		
5-5-0	1-2-0	0-0-		AWAY		0-3-0		0-0-0		4-0-0		
4-2-0	0-0-0	0-2-0		NEUTRAL		1-0-0		0-0-0		3-0-0		
8-7-0	1-2-0	0-3-0		CONFERENCE		4-2-0		0-0-0		3-0-0		
6-0-0	0-0-0	0-0-0		HOME		3-0-0		0-0-0		3-0-0		
2-7-0	1-2-0	0-3-0		AWAY		1-2-0		0-0-0		0-0-0		
0-0-0	0-0-0	0-0-0		NEUTRAL		0-0-0		0-0-0		0-0-0		
RPI S	Opponent	Score	RPI S	Opponent	Score	RPI S	Opponent	Score	RPI S	Opponent	Score	
3 A	Auburn	5 15	29 H	Western Ky.	0 4	65 A	Texas St.	3 1	101 H	North Florida	0 3	
3 H	Auburn	0 2	42 N	SIUE	0 10	65 A	Texas St.	3 11	126 H	UConn	10 0	
6 A	Florida St.	6 4	42 N	SIUE	2 5	65 A	Texas St.	3 4	126 H	UConn	6 5	
7 A	La.-Lafayette	2 12	43 A	Georgia St.	0 4	67 A	Kennesaw St.	1 3	138 H	Northern Ill.	5 6	
7 A	La.-Lafayette	3 6	43 A	Georgia St.	3 4	67 A	Kennesaw St.	0 4	138 H	Northern Ill.	5 4	
7 A	La.-Lafayette	9 5	43 A	Georgia St.	3 15	71 N	Elon	6 2	179 H	Appalachian St.	11 2	
19 A	Georgia	6 12	45 H	UAB	1 5	73 H	La.-Monroe	10 8	179 H	Appalachian St.	9 3	
			45 H	UAB	6 1	73 H	La.-Monroe	2 1	179 H	Appalachian St.	9 1	
						73 H	La.-Monroe	9 3	188 N	Colgate	9 1	
						84 A	Stetson	3 9	188 N	Colgate	4 3	
						91 H	Georgia Tech	4 3	213 A	Southern Miss.	3 1	
									213 A	Southern Miss.	4 2	
									239 H	Buffalo	11 0	
									243 H	Evansville	3 1	
									245 H	Florida A&M	16 4	
									277 A	Alabama St.	14 2	
									277 A	Alabama St.	10 2	
									277 N	Alabama St.	11 3	
			LAST 10 GAMES									
			65 A	Texas St.	3 4	73 H	La.-Monroe	10 8				
			65 A	Texas St.	3 1	73 H	La.-Monroe	2 1				
			65 A	Texas St.	3 11	73 H	La.-Monroe	9 3				
			213 A	Southern Miss.	4 2	45 H	UAB	6 1				
			213 A	Southern Miss.	3 1	45 H	UAB	1 5				

Non-Div. I Games:

Troy

Average RPI Win: 131		WON-LOST	WINNING	LAST 10	STRENGTH OF		OPP. STRENGTH	TEAM	ADJ	CONF.	ADJ CONF.
Average RPI Loss: 59		RECORD	PCT. RANK	GAMES	SCHEDULE		OF SCHEDULE	RPI	RPI	RPI	RPI
DIV. I ONLY		24-18-0	.57143	100	53		52	60	.56015	59	7
DIV. I NON-CONF.		19-14-0	.57576	102	65		52	64	.5536	61	7
TOTALS		RPI 1-25	RPI 26-50		W-L RECORDS		RPI 51-100		RPI 101-150		RPI 150+
24-18-0		0-7-0	4-5-0		OVERALL		7-3-0		0-1-0		13-2-0
18-15-0		0-6-0	2-3-0		HOME		7-3-0		0-1-0		9-2-0
2-1-0		0-0-0	2-1-0		AWAY		0-0-0		0-0-0		0-0-0
4-2-0		0-1-0	0-1-0		NEUTRAL		0-0-0		0-0-0		4-0-0
19-14-0		0-7-0	2-4-0		NON-CONFERENCE		4-0-0		0-1-0		13-2-0
15-12-0		0-6-0	2-3-0		HOME		4-0-0		0-1-0		9-2-0
0-0-0		0-0-0	0-0-		AWAY		0-0-0		0-0-0		0-0-0
4-2-0		0-1-0	0-1-0		NEUTRAL		0-0-0		0-0-0		4-0-0
5-4-0		0-0-0	2-1-0		CONFERENCE		3-3-0		0-0-0		0-0-0
3-3-0		0-0-0	0-0-0		HOME		3-3-0		0-0-0		0-0-0
2-1-0		0-0-0	2-1-0		AWAY		0-0-0		0-0-0		0-0-0
0-0-0		0-0-0	0-0-0		NEUTRAL		0-0-0		0-0-0		0-0-0
RPI S	Opponent	Score	RPI S	Opponent	Score	RPI S	Opponent	Score	RPI S	Opponent	Score
10 N	UCLA	4 8	32 H	Utah	5 1	53 H	San Jose St.	14 1	147 H	St. Bonaventure	1 2
15 H	California	4 12	32 H	Utah	1 8	53 H	San Jose St.	6 3	153 H	DePaul	8 0
17 H	Oklahoma	0 7	35 H	Virginia Tech	1 3	63 H	UC Riverside	1 2	160 H	East Carolina	5 0
17 H	Oklahoma	0 8	35 H	Virginia Tech	0 1	63 H	UC Riverside	1 0	160 H	East Carolina	11 3
21 H	UCF	0 4	46 H	Oregon St.	4 1	63 H	UC Riverside	3 0	169 H	Western Ill.	2 3
21 H	UCF	0 6	49 A	Cal St. Fullerton	2 7	64 H	Long Beach St.	2 4	171 N	Utah St.	11 10
24 H	Washington	4 6	49 A	Cal St. Fullerton	8 6	64 H	Long Beach St.	5 8	177 N	Utah Valley	17 3
			49 A	Cal St. Fullerton	5 1	64 H	Long Beach St.	3 0	178 H	UTEP	3 2
			50 N	BYU	4 5	86 H	Longwood	8 7	178 H	UTEP	9 2
						86 H	Longwood	8 3	190 H	St. Mary's (CA)	3 0
									190 H	St. Mary's (CA)	3 1
									224 N	Seattle	8 0
									234 H	Columbia	4 3
									234 H	Columbia	5 1
									234 H	Columbia	6 7
									247 N	Portland St.	11 0
LAST 10 GAMES											
			64 H	Long Beach St.	3 0	49 A	Cal St. Fullerton	5 1			
			64 H	Long Beach St.	5 8	63 H	UC Riverside	1 0			
			64 H	Long Beach St.	2 4	63 H	UC Riverside	3 0			
			49 A	Cal St. Fullerton	2 7	63 H	UC Riverside	1 2			
			49 A	Cal St. Fullerton	8 6	234 H	Columbia	6 7			

Non-Div. I Games:

Hawaii

Average RPI Win: 152		WON-LOST RECORD		WINNING PCT. RANK		LAST 10 GAMES		STRENGTH OF SCHEDULE		OPP. STRENGTH OF SCHEDULE		TEAM RPI		ADJ RPI		CONF. RPI		ADJ CONF. RPI				
DIV. I ONLY		25-16-0		.60976 82		3-7-0		61		110		59		.55706 60		6		6				
DIV. I NON-CONF.		20-9-0		.68966 55		1-0-0		46		189		46		.57307 50		6		6				
TOTALS		RPI 1-25		RPI 26-50		W-L RECORDS		RPI 51-100		RPI 101-150		RPI 150+										
25-16-0		1-2-0		0-7-0		OVERALL		3-4-0		9-2-0		12-1-0										
6-4-0		0-0-0		0-0-0		HOME		3-4-0		3-0-0		0-0-0										
4-6-0		0-2-0		0-4-0		AWAY		0-0-0		4-0-0		0-0-0										
15-6-0		1-0-0		0-3-0		NEUTRAL		0-0-0		2-2-0		12-1-0										
20-9-0		1-2-0		0-4-0		NON-CONFERENCE		1-0-0		6-2-0		12-1-0										
1-0-0		0-0-0		0-0-0		HOME		1-0-0		0-0-0		0-0-0										
4-3-0		0-2-0		0-0-		AWAY		0-0-0		4-0-0		0-0-0										
15-6-0		1-0-0		0-3-0		NEUTRAL		0-0-0		2-2-0		12-1-0										
5-7-0		0-0-0		0-3-0		CONFERENCE		2-4-0		3-0-0		0-0-0										
5-4-0		0-0-0		0-0-0		HOME		2-4-0		3-0-0		0-0-0										
0-3-0		0-0-0		0-3-0		AWAY		0-0-0		0-0-0		0-0-0										
0-0-0		0-0-0		0-0-0		NEUTRAL		0-0-0		0-0-0		0-0-0										
RPI	S	Opponent		Score		RPI	S	Opponent		Score		RPI	S	Opponent		Score						
10	A	UCLA		3	9	31	A	Northwestern		1	2	54	H	Nebraska		0	8	109	A	FIU	8	0
12	A	Tennessee		0	8	31	A	Northwestern		1	5	54	H	Nebraska		1	0	109	A	FIU	8	1
25	N	Texas A&M		1	0	31	A	Northwestern		3	4	54	H	Nebraska		0	3	118	A	FGCU	3	1
						36	N	San Diego St.		0	2	70	H	Rutgers		0	5	118	A	FGCU	10	2
						36	N	San Diego St.		1	2	70	H	Rutgers		11	8	120	N	Central Conn. St.	1	2
						47	N	North Dakota St.		0	3	70	H	Rutgers		1	2	120	N	Central Conn. St.	7	0
						49	A	Cal St. Fullerton		3	5	97	H	Ball St.		10	9	135	N	Stony Brook	2	3
																		138	N	Northern Ill.	7	3
																		143	H	Wisconsin	4	1
																		143	H	Wisconsin	6	0
																		143	H	Wisconsin	9	0
																		159	N	Indiana St.	8	0
																		161	N	Western Mich.	3	1
																		170	N	Saint Joseph's	6	2
																		181	N	UNI	3	2
																		181	N	UNI	1	3
																		188	N	Colgate	4	1
																		203	N	LIU Brooklyn	12	0
																		203	N	LIU Brooklyn	7	6
																		203	N	LIU Brooklyn	9	1
																		211	N	Bethune-Cookman	2	0
																		222	N	Oakland	4	2
																		223	N	Memphis	10	2
																		281	N	Quinnipiac	2	1
				LAST 10 GAMES																		
				54	H	Nebraska	0	8	31	A	Northwestern	3	4									
				54	H	Nebraska	0	3	97	H	Ball St.	10	9									
				54	H	Nebraska	1	0	70	H	Rutgers	1	2									
				31	A	Northwestern	1	5	70	H	Rutgers	11	8									
				31	A	Northwestern	1	2	70	H	Rutgers	0	5									

Non-Div. I Games:

Purdue

Average RPI Win: 138		WON-LOST	WINNING	LAST 10	STRENGTH OF		OPP. STRENGTH	TEAM	ADJ		CONF.	ADJ CONF.
Average RPI Loss: 64		RECORD	PCT. RANK	GAMES	SCHEDULE		OF SCHEDULE	RPI	RPI		RPI	RPI
DIV. I ONLY		29-14-0	.67442	49	5-5-0		144	34	62		.55574	61
DIV. I NON-CONF.		20-5-0	.8	26	2-1-0		207	98	54		.56724	53
TOTALS		RPI 1-25	RPI 26-50		W-L RECORDS		RPI 51-100		RPI 101-150		RPI 150+	
29-14-0		0-6-0	2-2-0		OVERALL		6-3-0		11-1-0		10-2-0	
3-4-0		0-3-0	2-1-0		HOME		1-0-0		0-0-0		0-0-0	
11-7-0		0-3-0	0-0-0		AWAY		4-3-0		7-1-0		0-0-0	
15-3-0		0-0-0	0-1-0		NEUTRAL		1-0-0		4-0-0		10-2-0	
20-5-0		0-0-0	0-1-0		NON-CONFERENCE		4-2-0		8-1-0		8-1-0	
1-0-0		0-0-0	0-0-0		HOME		1-0-0		0-0-0		0-0-0	
6-3-0		0-0-0	0-0-		AWAY		2-2-0		4-1-0		0-0-0	
13-2-0		0-0-0	0-1-0		NEUTRAL		1-0-0		4-0-0		8-1-0	
9-9-0		0-6-0	2-1-0		CONFERENCE		2-1-0		3-0-0		2-1-0	
2-4-0		0-3-0	2-1-0		HOME		0-0-0		0-0-0		0-0-0	
5-4-0		0-3-0	0-0-0		AWAY		2-1-0		3-0-0		0-0-0	
2-1-0		0-0-0	0-0-0		NEUTRAL		0-0-0		0-0-0		2-1-0	
RPI S	Opponent	Score	RPI S	Opponent	Score	RPI S	Opponent	Score	RPI S	Opponent	Score	
6 A	Florida St.	0 7	34 H	North Carolina St.	9 8	52 A	Ohio St.	3 7	113 N	Col. of Charleston	9 3	
6 A	Florida St.	0 8	34 H	North Carolina St.	11 4	52 A	Ohio St.	17 15	118 A	FGCU	7 1	
6 A	Florida St.	0 3	34 H	North Carolina St.	0 4	62 H	Kent St.	1 0	118 A	FGCU	2 4	
18 H	Notre Dame	0 14	42 N	SIUE	0 1	65 A	Texas St.	11 6	118 A	FGCU	7 3	
18 H	Notre Dame	5 13				70 N	Rutgers	8 2	122 A	Syracuse	10 7	
18 H	Notre Dame	2 3				91 A	Georgia Tech	3 2	122 A	Syracuse	22 7	
						91 A	Georgia Tech	1 9	122 A	Syracuse	8 6	
						91 A	Georgia Tech	7 4	128 A	UC Santa Barbara	5 4	
						93 A	Penn St.	1 3	128 A	UC Santa Barbara	6 0	
									138 N	Northern Ill.	3 2	
									138 N	Northern Ill.	4 0	
									140 N	Winthrop	1 0	
									179 N	Appalachian St.	2 5	
									190 N	St. Mary's (CA)	10 0	
									190 N	St. Mary's (CA)	3 1	
									202 N	Sam Houston St.	7 6	
									202 N	Sam Houston St.	13 1	
									203 N	LIU Brooklyn	6 1	
									209 N	Bowling Green	9 0	
									210 N	Virginia	10 2	
									210 N	Virginia	8 9	
									210 N	Virginia	14 7	
									225 N	Boston U.	1 0	
									281 N	Quinnipiac	8 0	
			LAST 10 GAMES			18 H	Notre Dame	5 13	18 H	Notre Dame	0 14	
			122 A	Syracuse	10 7	52 A	Ohio St.	17 15	52 A	Ohio St.	3 7	
			122 A	Syracuse	8 6	52 A	Ohio St.	3 7	6 A	Florida St.	0 3	
			122 A	Syracuse	22 7							
			62 H	Kent St.	1 0							
			18 H	Notre Dame	2 3							

Non-Div. I Games:

Pittsburgh



Average RPI Win: 183		WON-LOST	WINNING	LAST 10	STRENGTH OF		OPP. STRENGTH	TEAM	ADJ		CONF.	ADJ CONF.			
Average RPI Loss: 100		RECORD	PCT. RANK	GAMES	SCHEDULE		OF SCHEDULE	RPI	RPI		RPI	RPI			
DIV. I ONLY		26-9-0	.74286	33	7-3-0		167	171	64	.55415	62	21	21		
DIV. I NON-CONF.		19-7-0	.73077	42	0-1-0		130	165	58	.56298	55	20	21		
TOTALS		RPI 1-25	RPI 26-50		W-L RECORDS		RPI 51-100		RPI 101-150		RPI 150+				
26-9-0		2-3-0	0-0-0		OVERALL		1-1-0		5-1-0		18-4-0				
5-1-0		0-0-0	0-0-0		HOME		0-0-0		0-0-0		5-1-0				
6-6-0		2-3-0	0-0-0		AWAY		1-1-0		0-1-0		3-1-0				
15-2-0		0-0-0	0-0-0		NEUTRAL		0-0-0		5-0-0		10-2-0				
19-7-0		2-3-0	0-0-0		NON-CONFERENCE		0-1-0		5-1-0		12-2-0				
0-0-0		0-0-0	0-0-0		HOME		0-0-0		0-0-0		0-0-0				
4-5-0		2-3-0	0-0-		AWAY		0-1-0		0-1-0		2-0-0				
15-2-0		0-0-0	0-0-0		NEUTRAL		0-0-0		5-0-0		10-2-0				
7-2-0		0-0-0	0-0-0		CONFERENCE		1-0-0		0-0-0		6-2-0				
5-1-0		0-0-0	0-0-0		HOME		0-0-0		0-0-0		5-1-0				
2-1-0		0-0-0	0-0-0		AWAY		1-0-0		0-0-0		1-1-0				
0-0-0		0-0-0	0-0-0		NEUTRAL		0-0-0		0-0-0		0-0-0				
RPI S	Opponent	Score		RPI S	Opponent	Score		RPI S	Opponent	Score		RPI S	Opponent	Score	
4 A	Michigan	1	10					61 A	Pittsburgh	0	1	106 N	Charlotte	1	0
4 A	Michigan	3	0					97 A	Ball St.	7	3	112 N	Saint Francis (PA)	6	1
4 A	Michigan	1	4									129 A	San Diego	2	3
21 A	UCF	1	5									147 N	St. Bonaventure	18	4
21 A	UCF	1	0									147 N	St. Bonaventure	1	0
												149 N	Michigan St.	9	0
												152 A	Miami (OH)	9	1
												152 A	Miami (OH)	3	4
												155 N	Bakersfield	1	0
												163 H	Akron	1	2
												163 H	Akron	12	2
												183 N	Southern Utah	3	4
												183 N	Southern Utah	5	3
												187 N	Bradley	8	1
												187 N	Bradley	3	4
												193 N	Robert Morris	5	1
												207 N	Princeton	1	0
												221 H	Ohio	9	1
												221 H	Ohio	9	6
												239 H	Buffalo	7	3
												239 H	Buffalo	6	4
												240 A	Youngstown St.	3	1
												240 A	Youngstown St.	5	1
												244 N	Montana	6	1
												244 N	Montana	8	2
												274 N	Rider	13	0
												280 N	N.C. Central	5	1
LAST 10 GAMES															
				221 H	Ohio	9	6					152 A	Miami (OH)	3	4
				221 H	Ohio	9	1					152 A	Miami (OH)	9	1
				163 H	Akron	1	2					97 A	Ball St.	7	3
				163 H	Akron	12	2					239 H	Buffalo	6	4
				61 A	Pittsburgh	0	1					239 H	Buffalo	7	3

Non-Div. I Games:

Kent St.

RPI	S	Opponent	Score	
281	N	Quinnipiac	12	3

Kent St.

K  
e  
n  
t  
S  
t  
.

K  
e  
n  
t  
S  
t  
.

Average RPI Win:	154	WON-LOST	WINNING	LAST 10	STRENGTH OF	OPP. STRENGTH	TEAM	ADJ	CONF.	ADJ CONF.		
Average RPI Loss:	95	RECORD	PCT. RANK	GAMES	SCHEDULE	OF SCHEDULE	RPI	RPI	RPI	RPI		
DIV. I ONLY		32-12-0	.72727	37	5-5-0	153	111	61	.55354	63	7	7
DIV. I NON-CONF.		28-7-0	.8	26	1-0-0	194	171	56	.56069	58	7	7
<hr/>												
TOTALS	RPI 1-25	RPI 26-50		W-L RECORDS		RPI 51-100		RPI 101-150		RPI 150+		
32-12-0	0-2-0	2-2-0		OVERALL		5-4-0		8-1-0		17-3-0		
16-5-0	0-0-0	1-2-0		HOME		3-2-0		6-0-0		6-1-0		
3-3-0	0-1-0	1-0-0		AWAY		1-2-0		0-0-0		1-0-0		
13-4-0	0-1-0	0-0-0		NEUTRAL		1-0-0		2-1-0		10-2-0		
28-7-0	0-2-0	1-0-0		NON-CONFERENCE		2-1-0		8-1-0		17-3-0		
13-2-0	0-0-0	0-0-0		HOME		1-1-0		6-0-0		6-1-0		
2-1-0	0-1-0	1-0-		AWAY		0-0-0		0-0-0		1-0-0		
13-4-0	0-1-0	0-0-0		NEUTRAL		1-0-0		2-1-0		10-2-0		
4-5-0	0-0-0	1-2-0		CONFERENCE		3-3-0		0-0-0		0-0-0		
3-3-0	0-0-0	1-2-0		HOME		2-1-0		0-0-0		0-0-0		
1-2-0	0-0-0	0-0-0		AWAY		1-2-0		0-0-0		0-0-0		
0-0-0	0-0-0	0-0-0		NEUTRAL		0-0-0		0-0-0		0-0-0		
RPI S	Opponent	Score	RPI S	Opponent	Score	RPI S	Opponent	Score	RPI S	Opponent	Score	
11 A	Arizona	2 10	41 A	Fresno St.	4 2	53 N	San Jose St.	6 1	114 H	St. John's (NY)	8 0	
15 N	California	2 10	49 H	Cal St. Fullerton	0 12	59 A	Hawaii	0 3	121 N	Texas-Arlington	2 1	
			49 H	Cal St. Fullerton	8 1	59 A	Hawaii	0 1	125 H	UNCG	6 2	
			49 H	Cal St. Fullerton	2 3	59 A	Hawaii	2 1	125 H	UNCG	8 7	
						64 H	Long Beach St.	1 4	127 N	Colorado St.	7 1	
						64 H	Long Beach St.	3 2	129 H	San Diego	10 2	
						64 H	Long Beach St.	3 2	129 H	San Diego	7 6	
						88 H	Weber St.	2 0	149 H	Michigan St.	9 2	
						88 H	Weber St.	0 8	150 N	Pacific	0 1	
									158 A	Loyola Marymount	10 2	
									158 H	Loyola Marymount	6 0	
									161 N	Western Mich.	7 1	
									162 N	Creighton	2 5	
									164 N	Sacramento St.	0 1	
									164 N	Sacramento St.	7 6	
									171 H	Utah St.	5 4	
									171 H	Utah St.	6 5	
									178 N	UTEP	2 1	
									211 N	Bethune-Cookman	7 0	
									216 N	Santa Clara	4 3	
									224 N	Seattle	3 1	
									224 N	Seattle	5 1	
									232 N	Fairleigh Dickinson	3 0	
									232 N	Fairleigh Dickinson	6 4	
									241 H	Bryant	7 3	
									241 H	Bryant	1 0	
									241 N	Bryant	7 2	
			LAST 10 GAMES									
			49 H	Cal St. Fullerton	8 1	64 H	Long Beach St.	3 2				
			49 H	Cal St. Fullerton	0 12	59 A	Hawaii	0 1				
			49 H	Cal St. Fullerton	2 3	59 A	Hawaii	0 3				
			64 H	Long Beach St.	1 4	59 A	Hawaii	2 1				
			64 H	Long Beach St.	3 2	224 N	Seattle	5 1				

Non-Div. I Games:

UC Riverside

RPI	S	Opponent	Score	
268	H	Howard	2	4
268	H	Howard	15	0

UC Riverside

U  
C  
R  
i  
v  
e  
r  
s  
i  
d  
e

U  
C  
R  
i  
v  
e  
r  
s  
i  
d  
e

Average RPI Win:		121	WON-LOST RECORD		WINNING PCT. RANK		LAST 10 GAMES		STRENGTH OF SCHEDULE		OPP. STRENGTH OF SCHEDULE		TEAM RPI		ADJ RPI		CONF. RPI		ADJ CONF. RPI					
Average RPI Loss:		49																						
DIV. I ONLY			18-22-0		.45		170		6-4-0		24		35		66		.55213		64		7		7	
DIV. I NON-CONF.			13-18-0		.41935		171		1-0-0		16		10		69		.54892		67		7		7	
TOTALS		RPI 1-25		RPI 26-50		W-L RECORDS		RPI 51-100		RPI 101-150		RPI 150+												
18-22-0		1-6-0		1-6-0		OVERALL		6-8-0		3-2-0		7-0-0												
8-6-0		1-1-0		1-1-0		HOME		1-3-0		2-1-0		3-0-0												
3-4-0		0-0-0		0-1-0		AWAY		3-3-0		0-0-0		0-0-0												
7-12-0		0-5-0		0-4-0		NEUTRAL		2-2-0		1-1-0		4-0-0												
13-18-0		1-6-0		1-6-0		NON-CONFERENCE		3-5-0		1-1-0		7-0-0												
6-5-0		1-1-0		1-1-0		HOME		1-3-0		0-0-0		3-0-0												
0-1-0		0-0-0		0-0-		AWAY		0-0-0		0-0-0		0-0-0												
7-12-0		0-5-0		0-4-0		NEUTRAL		2-2-0		1-1-0		4-0-0												
5-4-0		0-0-0		0-0-0		CONFERENCE		3-3-0		2-1-0		0-0-0												
2-1-0		0-0-0		0-0-0		HOME		0-0-0		2-1-0		0-0-0												
3-3-0		0-0-0		0-0-0		AWAY		3-3-0		0-0-0		0-0-0												
0-0-0		0-0-0		0-0-0		NEUTRAL		0-0-0		0-0-0		0-0-0												
RPI	S	Opponent		Score		RPI	S	Opponent		Score		RPI	S	Opponent		Score		RPI	S	Opponent		Score		
1	H	Florida		1	10	31	N	Northwestern		2	5	53	N	San Jose St.		3	4	122	N	Syracuse		4	2	
3	N	Auburn		7	8	32	H	Utah		3	5	56	N	New Mexico St.		9	0	124	N	Oklahoma St.		0	2	
5	N	Oregon		3	12	32	H	Utah		4	1	59	A	Hawaii		8	5	132	H	UC Davis		1	0	
9	N	Missouri		2	6	32	N	Utah		5	7	59	A	Hawaii		0	3	132	H	UC Davis		8	0	
10	H	UCLA		5	4	36	A	San Diego St.		3	9	59	A	Hawaii		4	2	132	H	UC Davis		3	8	
11	N	Arizona		1	2	36	N	San Diego St.		2	6	63	A	UC Riverside		4	1	164	H	Sacramento St.		8	0	
13	N	Kentucky		1	13	50	N	BYU		1	2	63	A	UC Riverside		2	3	171	N	Utah St.		16	3	
												63	A	UC Riverside		2	3	171	N	Utah St.		11	3	
												69	H	Northwestern St.		4	0	183	H	Southern Utah		3	1	
												72	H	Stanford		5	11	220	N	Nevada		10	2	
												77	H	Idaho St.		7	8	224	H	Seattle		11	7	
												88	H	Weber St.		8	9	227	N	Boise St.		3	2	
												88	N	Weber St.		5	3							
												94	N	Maryland		7	10							
LAST 10 GAMES																								
						59	A	Hawaii		0	3	63	A	UC Riverside		2	3							
						59	A	Hawaii		8	5	132	H	UC Davis		8	0							
						59	A	Hawaii		4	2	132	H	UC Davis		1	0							
						63	A	UC Riverside		4	1	132	H	UC Davis		3	8							
						63	A	UC Riverside		2	3	171	N	Utah St.		16	3							

Non-Div. I Games:

Long Beach St.

Average RPI Win: 125		WON-LOST RECORD		WINNING PCT. RANK		LAST 10 GAMES		STRENGTH OF SCHEDULE		OPP. STRENGTH OF SCHEDULE		TEAM RPI		ADJ RPI		CONF. RPI		ADJ CONF. RPI	
DIV. I ONLY		24-19-0		.55814 109		4-6-0		54		50		63		.55102 65		5		5	
DIV. I NON-CONF.		16-13-0		.55172 107		1-3-0		84		92		85		.53201 88		5		5	
TOTALS		RPI 1-25		RPI 26-50		W-L RECORDS		RPI 51-100		RPI 101-150		RPI 150+							
24-19-0		1-3-0		2-6-0		OVERALL		7-6-0		7-2-0		7-2-0							
14-12-0		1-2-0		1-4-0		HOME		5-4-0		1-2-0		6-0-0							
4-3-0		0-1-0		0-1-0		AWAY		1-1-0		3-0-0		0-0-0							
6-4-0		0-0-0		1-1-0		NEUTRAL		1-1-0		3-0-0		1-2-0							
16-13-0		0-1-0		1-4-0		NON-CONFERENCE		4-4-0		4-2-0		7-2-0							
10-7-0		0-0-0		0-2-0		HOME		3-3-0		1-2-0		6-0-0							
0-2-0		0-1-0		0-0-		AWAY		0-0-0		0-0-0		0-0-0							
6-4-0		0-0-0		1-1-0		NEUTRAL		1-1-0		3-0-0		1-2-0							
8-6-0		1-2-0		1-2-0		CONFERENCE		3-2-0		3-0-0		0-0-0							
4-5-0		1-2-0		1-2-0		HOME		2-1-0		0-0-0		0-0-0							
4-1-0		0-0-0		0-0-0		AWAY		1-1-0		3-0-0		0-0-0							
0-0-0		0-0-0		0-0-0		NEUTRAL		0-0-0		0-0-0		0-0-0							
RPI	S	Opponent	Score		RPI	S	Opponent	Score		RPI	S	Opponent	Score		RPI	S	Opponent	Score	
3	A	Auburn	2	6	27	H	Baylor	1	6	58	H	Troy	11	3	105	H	Grand Canyon	3	4
7	H	La.-Lafayette	14	13	28	A	Texas	5	6	58	H	Troy	1	3	109	N	FIU	8	0
7	H	La.-Lafayette	0	4	28	H	Texas	2	10	58	H	Troy	4	3	126	N	UConn	7	1
7	H	La.-Lafayette	2	15	42	N	SIUE	2	10	61	H	Pittsburgh	6	11	126	N	UConn	9	0
					43	H	Georgia St.	5	4	73	A	La.-Monroe	9	0	131	A	Ga. Southern	5	3
					43	H	Georgia St.	4	13	73	A	La.-Monroe	4	7	131	A	Ga. Southern	4	1
					43	H	Georgia St.	2	5	79	H	UTSA	3	6	131	A	Ga. Southern	10	2
					45	N	UAB	7	1	92	H	McNeese St.	4	3	138	H	Northern Ill.	14	5
										95	N	Wichita St.	4	3	138	H	Northern Ill.	3	8
										96	H	Texas Tech	2	0	174	H	Lamar	8	0
										96	H	Texas Tech	2	5	193	N	Robert Morris	5	7
										96	H	Texas Tech	3	0	194	N	Harvard	9	2
										100	N	Samford	1	2	198	H	Stephen F. Austin	9	0
															198	H	Stephen F. Austin	1	0
															202	H	Sam Houston St.	15	6
															202	H	Sam Houston St.	6	1
															231	N	UMass Lowell	7	9
															272	H	Incarnate Word	1	0
LAST 10 GAMES																			
					58	H	Troy	4	3	28	H	Texas	2	10					
					58	H	Troy	1	3	272	H	Incarnate Word	1	0					
					58	H	Troy	11	3	7	H	La.-Lafayette	0	4					
					27	H	Baylor	1	6	7	H	La.-Lafayette	14	13					
					28	A	Texas	5	6	7	H	La.-Lafayette	2	15					

Non-Div. I Games:

Texas St.



Average RPI Win: 163		WON-LOST	WINNING	LAST 10	STRENGTH OF		OPP. STRENGTH	TEAM	ADJ	CONF.	ADJ CONF.
Average RPI Loss: 76		RECORD	PCT. RANK	GAMES	SCHEDULE		OF SCHEDULE	RPI	RPI	RPI	RPI
DIV. I ONLY		29-14-0	.67442	49	7-3-0		157	92	69	.54635	67
DIV. I NON-CONF.		19-9-0	.67857	58	0-2-0		226	76	91	.53367	84
TOTALS		RPI 1-25	RPI 26-50		W-L RECORDS		RPI 51-100		RPI 101-150		RPI 150+
29-14-0		1-2-0	0-5-0		OVERALL		8-1-0		6-6-0		14-0-0
14-9-0		1-1-0	0-4-0		HOME		3-1-0		4-3-0		6-0-0
10-3-0		0-1-0	0-1-0		AWAY		5-0-0		2-1-0		3-0-0
5-2-0		0-0-0	0-0-0		NEUTRAL		0-0-0		0-2-0		5-0-0
19-9-0		1-2-0	0-2-0		NON-CONFERENCE		5-1-0		2-4-0		11-0-0
12-5-0		1-1-0	0-1-0		HOME		3-1-0		2-2-0		6-0-0
2-2-0		0-1-0	0-0-		AWAY		2-0-0		0-0-0		0-0-0
5-2-0		0-0-0	0-0-0		NEUTRAL		0-0-0		0-2-0		5-0-0
10-5-0		0-0-0	0-3-0		CONFERENCE		3-0-0		4-2-0		3-0-0
2-4-0		0-0-0	0-3-0		HOME		0-0-0		2-1-0		0-0-0
8-1-0		0-0-0	0-0-0		AWAY		3-0-0		2-1-0		3-0-0
0-0-0		0-0-0	0-0-0		NEUTRAL		0-0-0		0-0-0		0-0-0
RPI S	Opponent	Score	RPI S	Opponent	Score	RPI S	Opponent	Score	RPI S	Opponent	Score
12 H	Tennessee	5 13	39 H	USC Upstate	3 16	58 H	Troy	4 0	101 A	North Florida	2 3
13 H	Kentucky	9 8	39 H	USC Upstate	2 8	58 H	Troy	3 1	101 A	North Florida	5 3
23 A	Mississippi St.	2 4	39 H	USC Upstate	1 10	68 H	Dayton	12 6	101 A	North Florida	5 3
			43 A	Georgia St.	3 11	83 A	Furman	3 2	110 H	Jacksonville	9 8
			43 H	Georgia St.	4 12	83 A	Furman	8 1	110 H	Jacksonville	1 3
						84 A	Stetson	5 3	110 H	Jacksonville	7 6
						84 A	Stetson	8 1	123 H	Saint Louis	0 7
						84 A	Stetson	2 1	126 N	UConn	2 4
						91 H	Georgia Tech	0 3	133 H	IUPUI	0 4
									137 H	Tennessee Tech	1 0
									138 N	Northern Ill.	1 2
									145 H	Eastern Ill.	6 4
									156 H	Indiana	9 4
									219 H	Morehead St.	5 1
									221 H	Ohio	7 2
									239 N	Buffalo	16 7
									239 N	Buffalo	9 4
									243 N	Evansville	10 8
									243 N	Evansville	7 4
									243 N	Evansville	6 0
									257 H	Belmont	5 0
									262 H	Austin Peay	8 2
									262 H	Austin Peay	11 0
									271 A	Northern Ky.	13 7
									271 A	Northern Ky.	8 2
									271 A	Northern Ky.	14 3
LAST 10 GAMES			271 A	Northern Ky.	14 3	84 A	Stetson	5 3			
			271 A	Northern Ky.	8 2	84 A	Stetson	2 1			
			271 A	Northern Ky.	13 7	91 H	Georgia Tech	0 3			
			43 H	Georgia St.	4 12	110 H	Jacksonville	9 8			
			84 A	Stetson	8 1	110 H	Jacksonville	1 3			

Non-Div. I Games:

Kennesaw St.



Average RPI Win:		178	WON-LOST RECORD		WINNING PCT. RANK		LAST 10 GAMES		STRENGTH OF SCHEDULE		OPP. STRENGTH OF SCHEDULE		TEAM RPI		ADJ RPI		CONF. RPI		ADJ CONF. RPI					
DIV. I ONLY			28-11-0		.71795		43		9-1-0		166		150		67		.54415		68		18		19	
DIV. I NON-CONF.			16-9-0		.64		75		1-0-0		146		141		83		.53188		89		19		20	
TOTALS		RPI 1-25		RPI 26-50		W-L RECORDS		RPI 51-100		RPI 101-150		RPI 150+												
28-11-0		0-1-0		0-4-0		OVERALL		2-4-0		9-1-0		17-1-0												
8-0-0		0-0-0		0-0-0		HOME		0-0-0		5-0-0		3-0-0												
9-5-0		0-0-0		0-0-0		AWAY		2-4-0		2-1-0		5-0-0												
11-6-0		0-1-0		0-4-0		NEUTRAL		0-0-0		2-0-0		9-1-0												
16-9-0		0-1-0		0-4-0		NON-CONFERENCE		0-3-0		5-0-0		11-1-0												
2-0-0		0-0-0		0-0-0		HOME		0-0-0		2-0-0		0-0-0												
3-3-0		0-0-0		0-0-		AWAY		0-3-0		1-0-0		2-0-0												
11-6-0		0-1-0		0-4-0		NEUTRAL		0-0-0		2-0-0		9-1-0												
12-2-0		0-0-0		0-0-0		CONFERENCE		2-1-0		4-1-0		6-0-0												
6-0-0		0-0-0		0-0-0		HOME		0-0-0		3-0-0		3-0-0												
6-2-0		0-0-0		0-0-0		AWAY		2-1-0		1-1-0		3-0-0												
0-0-0		0-0-0		0-0-0		NEUTRAL		0-0-0		0-0-0		0-0-0												
RPI	S	Opponent		Score		RPI	S	Opponent		Score		RPI	S	Opponent		Score								
12	N	Tennessee		0 9		29	N	Western Ky.		0 3		67	A	Kennesaw St.		6 12								
						34	N	North Carolina St.		1 3		81	A	Lipscomb		0 3								
						34	N	North Carolina St.		3 12		81	A	Lipscomb		2 3								
						37	N	North Carolina		1 6		82	A	Fordham		1 5								
												82	A	Fordham		5 1								
												82	A	Fordham		8 0								

Non-Div. I Games:

Dayton

RPI	S	Opponent	Score	
275	N	Wagner	7	0

Dayton

D  
a  
y  
t  
o  
n

D  
a  
y  
t  
o  
n

Average RPI Win: 191		WON-LOST	WINNING	LAST 10	STRENGTH OF		OPP. STRENGTH	TEAM	ADJ		CONF.	ADJ CONF.			
Average RPI Loss: 77		RECORD	PCT. RANK	GAMES	SCHEDULE		OF SCHEDULE	RPI	RPI		RPI	RPI			
DIV. I ONLY		24-14-0	.63158	73	8-2-0		96	182	71	.54023	69	23	23		
DIV. I NON-CONF.		10-12-0	.45455	149	0-0-0		31	117	92	.52728	93	23	23		
TOTALS		RPI 1-25	RPI 26-50		W-L RECORDS		RPI 51-100		RPI 101-150		RPI 150+				
24-14-0		0-3-0	0-4-0		OVERALL		5-2-0		3-1-0		16-4-0				
11-3-0		0-0-0	0-2-0		HOME		2-0-0		2-1-0		7-0-0				
7-7-0		0-2-0	0-1-0		AWAY		2-1-0		0-0-0		5-3-0				
6-4-0		0-1-0	0-1-0		NEUTRAL		1-1-0		1-0-0		4-1-0				
10-12-0		0-3-0	0-4-0		NON-CONFERENCE		3-2-0		1-0-0		6-3-0				
4-2-0		0-0-0	0-2-0		HOME		2-0-0		0-0-0		2-0-0				
0-6-0		0-2-0	0-0-		AWAY		0-1-0		0-0-0		0-2-0				
6-4-0		0-1-0	0-1-0		NEUTRAL		1-1-0		1-0-0		4-1-0				
14-2-0		0-0-0	0-0-0		CONFERENCE		2-0-0		2-1-0		10-1-0				
7-1-0		0-0-0	0-0-0		HOME		0-0-0		2-1-0		5-0-0				
7-1-0		0-0-0	0-0-0		AWAY		2-0-0		0-0-0		5-1-0				
0-0-0		0-0-0	0-0-0		NEUTRAL		0-0-0		0-0-0		0-0-0				
RPI S	Opponent	Score		RPI S	Opponent	Score		RPI S	Opponent	Score		RPI S	Opponent	Score	
2 A	LSU	1	15	27 H	Baylor	0	11	64 A	Long Beach St.	0	4	103 H	Central Ark.	9	7
2 A	LSU	0	11	27 H	Baylor	2	9	73 H	La.-Monroe	4	3	103 H	Central Ark.	2	0
18 N	Notre Dame	5	8	38 N	Fla. Atlantic	2	3	76 H	Louisiana Tech	10	5	103 H	Central Ark.	0	1
				49 A	Cal St. Fullerton	4	6	92 A	McNeese St.	9	5	123 N	Saint Louis	4	0
								92 A	McNeese St.	6	1	158 A	Loyola Marymount	5	8
								97 N	Ball St.	8	9	158 A	Loyola Marymount	1	4
								97 N	Ball St.	11	10	164 N	Sacramento St.	2	4
												174 A	Lamar	3	4
												174 A	Lamar	5	0
												174 A	Lamar	11	5
												202 H	Sam Houston St.	8	0
												202 H	Sam Houston St.	5	2
												219 N	Morehead St.	10	5
												219 N	Morehead St.	6	5
												257 N	Belmont	10	3
												257 N	Belmont	9	0
												261 H	Jackson St.	12	2
												261 H	Jackson St.	8	0
												263 A	Houston Baptist	15	4
												263 A	Houston Baptist	14	1
												263 A	Houston Baptist	6	4
												272 H	Incarnate Word	5	3
												272 H	Incarnate Word	8	0
												272 H	Incarnate Word	15	0
				LAST 10 GAMES											
				92 A	McNeese St.	6	1	174 A	Lamar	3	4				
				92 A	McNeese St.	9	5	174 A	Lamar	5	0				
				103 H	Central Ark.	9	7	174 A	Lamar	11	5				
				103 H	Central Ark.	2	0	202 H	Sam Houston St.	5	2				
				103 H	Central Ark.	0	1	202 H	Sam Houston St.	8	0				

Non-Div. I Games:

Northwestern St.

Average RPI Win: 156		WON-LOST	WINNING	LAST 10	STRENGTH OF		OPP. STRENGTH	TEAM	ADJ		CONF.	ADJ CONF.
Average RPI Loss: 78		RECORD	PCT. RANK	GAMES	SCHEDULE		OF SCHEDULE	RPI	RPI		RPI	RPI
DIV. I ONLY		20-12-0	.625	74	7-3-0		117	72	70		6	6
DIV. I NON-CONF.		13-7-0	.65	68	3-0-0		193	138	96		6	6
TOTALS		RPI 1-25	RPI 26-50		W-L RECORDS		RPI 51-100		RPI 101-150		RPI 150+	
20-12-0		0-3-0	0-2-0		OVERALL		2-2-0		8-3-0		10-2-0	
4-3-0		0-3-0	0-0-0		HOME		0-0-0		3-0-0		1-0-0	
8-5-0		0-0-0	0-1-0		AWAY		2-1-0		4-2-0		2-1-0	
8-4-0		0-0-0	0-1-0		NEUTRAL		0-1-0		1-1-0		7-1-0	
13-7-0		0-0-0	0-2-0		NON-CONFERENCE		0-1-0		5-3-0		8-1-0	
1-0-0		0-0-0	0-0-0		HOME		0-0-0		0-0-0		1-0-0	
4-3-0		0-0-0	0-0-		AWAY		0-0-0		4-2-0		0-0-0	
8-4-0		0-0-0	0-1-0		NEUTRAL		0-1-0		1-1-0		7-1-0	
7-5-0		0-3-0	0-0-0		CONFERENCE		2-1-0		3-0-0		2-1-0	
3-3-0		0-3-0	0-0-0		HOME		0-0-0		3-0-0		0-0-0	
4-2-0		0-0-0	0-0-0		AWAY		2-1-0		0-0-0		2-1-0	
0-0-0		0-0-0	0-0-0		NEUTRAL		0-0-0		0-0-0		0-0-0	
RPI S	Opponent	Score	RPI S	Opponent	Score	RPI S	Opponent	Score	RPI S	Opponent	Score	
4 H	Michigan	0 18	41 A	Fresno St.	1 14	60 A	Purdue	5 0	107 N	Iowa St.	4 5	
4 H	Michigan	0 5	46 N	Oregon St.	3 8	60 A	Purdue	2 1	128 A	UC Santa Barbara	3 5	
4 H	Michigan	3 16				60 A	Purdue	8 11	128 A	UC Santa Barbara	6 5	
						61 N	Pittsburgh	2 8	128 N	UC Santa Barbara	12 1	
									130 A	New Mexico	5 10	
									130 A	New Mexico	9 6	
									135 A	Stony Brook	1 0	
									135 A	Stony Brook	7 5	
									149 H	Michigan St.	5 2	
									149 H	Michigan St.	22 17	
									149 H	Michigan St.	6 5	
									155 N	Bakersfield	9 4	
									156 A	Indiana	10 6	
									156 A	Indiana	7 8	
									156 A	Indiana	11 5	
									173 N	Central Mich.	6 1	
									190 N	St. Mary's (CA)	4 0	
									190 N	St. Mary's (CA)	3 4	
									190 N	St. Mary's (CA)	3 2	
									206 N	Toledo	4 2	
									207 H	Princeton	6 2	
									228 N	Massachusetts	8 5	
									233 N	Green Bay	11 5	
			LAST 10 GAMES									
	4 H	Michigan	0 5		149 H	Michigan St.	22 17					
	4 H	Michigan	3 16		149 H	Michigan St.	6 5					
	4 H	Michigan	0 18		135 A	Stony Brook	7 5					
	207 H	Princeton	6 2		135 A	Stony Brook	1 0					
	149 H	Michigan St.	5 2		60 A	Purdue	2 1					

Non-Div. I Games:

Rutgers

Average RPI Win: 188		WON-LOST RECORD	WINNING PCT. RANK	LAST 10 GAMES	STRENGTH OF SCHEDULE	OPP. STRENGTH OF SCHEDULE	TEAM RPI	ADJ RPI		CONF. RPI	ADJ CONF. RPI	
Average RPI Loss: 79												
DIV. I ONLY		25-13-0	.65789	60	6-4-0	141	145	73	.53905	71	8	8
DIV. I NON-CONF.		18-8-0	.69231	54	0-1-0	195	148	82	.53719	79	9	10
TOTALS		RPI 1-25	RPI 26-50		W-L RECORDS	RPI 51-100		RPI 101-150		RPI 150+		
25-13-0	0-2-0	2-2-0		OVERALL	2-3-0		2-5-0		19-1-0			
16-5-0	0-0-0	2-0-0		HOME	1-2-0		0-2-0		13-1-0			
5-6-0	0-2-0	0-1-0		AWAY	0-0-0		2-3-0		3-0-0			
4-2-0	0-0-0	0-1-0		NEUTRAL	1-1-0		0-0-0		3-0-0			
18-8-0	0-2-0	2-2-0		NON-CONFERENCE	1-1-0		1-3-0		14-0-0			
13-2-0	0-0-0	2-0-0		HOME	0-0-0		0-2-0		11-0-0			
1-4-0	0-2-0	0-0-		AWAY	0-0-0		1-1-0		0-0-0			
4-2-0	0-0-0	0-1-0		NEUTRAL	1-1-0		0-0-0		3-0-0			
7-5-0	0-0-0	0-0-0		CONFERENCE	1-2-0		1-2-0		5-1-0			
3-3-0	0-0-0	0-0-0		HOME	1-2-0		0-0-0		2-1-0			
4-2-0	0-0-0	0-0-0		AWAY	0-0-0		1-2-0		3-0-0			
0-0-0	0-0-0	0-0-0		NEUTRAL	0-0-0		0-0-0		0-0-0			
RPI S	Opponent	Score		RPI S	Opponent	Score		RPI S	Opponent	Score		
19 A	Georgia	0	10	34 H	North Carolina St.	3	2	106 A	Charlotte	0	3	
19 A	Georgia	4	14	35 A	Virginia Tech	2	6	113 A	Col. of Charleston	4	3	
				39 H	USC Upstate	4	3	113 A	Col. of Charleston	1	5	
				42 N	SIUE	2	3	113 A	Col. of Charleston	5	6	
								120 H	Central Conn. St.	0	1	
								125 A	UNCG	6	2	
								125 H	UNCG	9	11	
								151 H	Delaware	1	4	
								151 H	Delaware	5	4	
								151 H	Delaware	7	4	
								160 H	East Carolina	10	4	
								197 N	George Washington	7	2	
								205 H	Campbell	2	0	
								210 N	Virginia	8	6	
								212 H	Radford	6	5	
								212 H	Radford	6	1	
								212 H	Radford	5	4	
								218 A	Drexel	10	0	
								218 A	Drexel	7	3	
								218 A	Drexel	6	4	
								248 H	Hampton	4	3	
								255 H	Lafayette	2	0	
								255 H	Lafayette	8	0	
								274 H	Rider	9	1	
								274 H	Rider	4	2	
								280 H	N.C. Central	6	1	
								286 N	Morgan St.	5	2	
LAST 10 GAMES				66 H	Towson	5	3	255 H	Lafayette	8	0	
				151 H	Delaware	1	4	274 H	Rider	9	1	
				151 H	Delaware	7	4	274 H	Rider	4	2	
				66 H	Towson	1	7	280 H	N.C. Central	6	1	
				66 H	Towson	1	6	286 N	Morgan St.	5	2	

Non-Div. I Games:

Elon

Average RPI Win:		130	WON-LOST RECORD		WINNING PCT. RANK		LAST 10 GAMES		STRENGTH OF SCHEDULE		OPP. STRENGTH OF SCHEDULE		TEAM RPI		ADJ RPI		CONF. RPI		ADJ CONF. RPI	
DIV. I ONLY			16-25-0		.39024 196		2-8-0		26		18		76		.53769 72		2		2	
DIV. I NON-CONF.			15-14-0		.51724 126		1-0-0		54		14		72		.54617 69		2		2	
TOTALS		RPI 1-25		RPI 26-50		W-L RECORDS		RPI 51-100		RPI 101-150		RPI 150+								
16-25-0		1-11-0		2-10-0		OVERALL		2-2-0		5-2-0		6-0-0								
7-10-0		1-7-0		1-2-0		HOME		0-0-0		3-1-0		2-0-0								
2-7-0		0-3-0		0-3-0		AWAY		1-0-0		1-1-0		0-0-0								
7-8-0		0-1-0		1-5-0		NEUTRAL		1-2-0		1-0-0		4-0-0								
15-14-0		1-5-0		1-5-0		NON-CONFERENCE		2-2-0		5-2-0		6-0-0								
6-5-0		1-4-0		0-0-0		HOME		0-0-0		3-1-0		2-0-0								
2-1-0		0-0-0		0-0-		AWAY		1-0-0		1-1-0		0-0-0								
7-8-0		0-1-0		1-5-0		NEUTRAL		1-2-0		1-0-0		4-0-0								
1-11-0		0-6-0		1-5-0		CONFERENCE		0-0-0		0-0-0		0-0-0								
1-5-0		0-3-0		1-2-0		HOME		0-0-0		0-0-0		0-0-0								
0-6-0		0-3-0		0-3-0		AWAY		0-0-0		0-0-0		0-0-0								
0-0-0		0-0-0		0-0-0		NEUTRAL		0-0-0		0-0-0		0-0-0								
RPI	S	Opponent		Score		RPI	S	Opponent		Score		RPI	S	Opponent		Score				
8	H	Alabama		6	15	28	N	Texas		10	9	57	N	CSUN		5	7			
8	H	Alabama		4	1	31	N	Northwestern		7	12	64	A	Long Beach St.		11	5			
10	H	UCLA		4	12	32	H	Utah		4	2	88	N	Weber St.		12	4			
10	H	UCLA		2	10	32	H	Utah		3	6	95	N	Wichita St.		4	6			
10	H	UCLA		3	18	32	H	Utah		2	7									
16	H	Minnesota		1	9	33	N	South Carolina		2	6									
16	H	Minnesota		5	10	36	N	San Diego St.		5	11									
16	H	Minnesota		5	9	37	N	North Carolina		5	7									
24	A	Washington		6	17	41	N	Fresno St.		8	13									
24	A	Washington		4	11	46	A	Oregon St.		3	5									
24	A	Washington		2	13	46	A	Oregon St.		6	7									
25	N	Texas A&M		0	4	46	A	Oregon St.		0	10									
						LAST 10 GAMES														
						10	H	UCLA		2	10	24	A	Washington		4	11			
						10	H	UCLA		3	18	150	A	Pacific		9	7			
						10	H	UCLA		4	12	32	H	Utah		2	7			
						24	A	Washington		6	17	32	H	Utah		4	2			
						24	A	Washington		2	13	32	H	Utah		3	6			

Non-Div. I Games:

Stanford

Average RPI Win:		165	WON-LOST RECORD		WINNING PCT. RANK	LAST 10 GAMES		STRENGTH OF SCHEDULE		OPP. STRENGTH OF SCHEDULE	TEAM RPI	ADJ RPI	CONF. RPI	ADJ CONF. RPI			
Average RPI Loss:		72															
DIV. I ONLY			25-15-0		.625	74	3-7-0		132		114		77	.53729	73	5	5
DIV. I NON-CONF.			16-8-0		.66667	62	0-2-0		142		211		78	.54162	75	5	5
TOTALS		RPI 1-25		RPI 26-50		W-L RECORDS		RPI 51-100		RPI 101-150		RPI 150+					
25-15-0		0-1-0		2-1-0		OVERALL		4-9-0		6-4-0		13-0-0					
11-4-0		0-0-0		1-1-0		HOME		1-1-0		2-2-0		7-0-0					
5-8-0		0-1-0		0-0-0		AWAY		2-6-0		3-1-0		0-0-0					
9-3-0		0-0-0		1-0-0		NEUTRAL		1-2-0		1-1-0		6-0-0					
16-8-0		0-1-0		1-0-0		NON-CONFERENCE		3-5-0		2-2-0		10-0-0					
8-0-0		0-0-0		0-0-0		HOME		0-0-0		1-0-0		7-0-0					
2-5-0		0-1-0		0-0-		AWAY		2-3-0		0-1-0		0-0-0					
6-3-0		0-0-0		1-0-0		NEUTRAL		1-2-0		1-1-0		3-0-0					
9-7-0		0-0-0		1-1-0		CONFERENCE		1-4-0		4-2-0		3-0-0					
3-4-0		0-0-0		1-1-0		HOME		1-1-0		1-2-0		0-0-0					
3-3-0		0-0-0		0-0-0		AWAY		0-3-0		3-0-0		0-0-0					
3-0-0		0-0-0		0-0-0		NEUTRAL		0-0-0		0-0-0		3-0-0					
RPI	S	Opponent		Score		RPI	S	Opponent		Score		RPI	S	Opponent		Score	
2	A	LSU		3 7		30	H	South Ala.		8 0		55	A	Ole Miss		9 1	
						30	H	South Ala.		0 2		56	N	New Mexico St.		6 7	
						42	N	SIUE		4 3		58	A	Troy		3 9	
												58	A	Troy		8 10	
												58	A	Troy		1 2	
												65	H	Texas St.		7 4	
												65	H	Texas St.		0 9	
												69	A	Northwestern St.		3 4	
												75	A	UNLV		1 2	
												76	A	Louisiana Tech		9 5	
												76	A	Louisiana Tech		1 3	
												77	N	Idaho St.		3 1	
												77	N	Idaho St.		2 4	
			</														

Non-Div. I Games:

La.-Monroe

Average RPI Win: 158		WON-LOST	WINNING	LAST 10	STRENGTH OF		OPP. STRENGTH	TEAM	ADJ		CONF.	ADJ CONF.
Average RPI Loss: 39		RECORD	PCT. RANK	GAMES	SCHEDULE		OF SCHEDULE	RPI	RPI		RPI	RPI
DIV. I ONLY		15-27-0	.35714	211	13		42	72	.53685		74	1
DIV. I NON-CONF.		14-13-0	.51852	125	24		135	62	.54783		68	1
TOTALS		RPI 1-25	RPI 26-50		W-L RECORDS		RPI 51-100		RPI 101-150		RPI 150+	
15-27-0		0-12-0	1-7-0		OVERALL		3-7-0		3-0-0		8-1-0	
0-10-0		0-3-0	0-3-0		HOME		0-4-0		0-0-0		0-0-0	
4-11-0		0-7-0	1-3-0		AWAY		1-1-0		1-0-0		1-0-0	
11-6-0		0-2-0	0-1-0		NEUTRAL		2-2-0		2-0-0		7-1-0	
14-13-0		0-3-0	0-5-0		NON-CONFERENCE		3-4-0		3-0-0		8-1-0	
0-4-0		0-0-0	0-3-0		HOME		0-1-0		0-0-0		0-0-0	
3-3-0		0-1-0	0-0-		AWAY		1-1-0		1-0-0		1-0-0	
11-6-0		0-2-0	0-1-0		NEUTRAL		2-2-0		2-0-0		7-1-0	
1-14-0		0-9-0	1-2-0		CONFERENCE		0-3-0		0-0-0		0-0-0	
0-6-0		0-3-0	0-0-0		HOME		0-3-0		0-0-0		0-0-0	
1-8-0		0-6-0	1-2-0		AWAY		0-0-0		0-0-0		0-0-0	
0-0-0		0-0-0	0-0-0		NEUTRAL		0-0-0		0-0-0		0-0-0	
RPI S	Opponent	Score	RPI S	Opponent	Score	RPI S	Opponent	Score	RPI S	Opponent	Score	
2 A	LSU	1 7	28 H	Texas	2 11	51 N	Louisville	5 11	116 A	Missouri St.	11 5	
2 A	LSU	0 10	28 H	Texas	6 8	55 H	Ole Miss	2 4	123 N	Saint Louis	6 3	
2 A	LSU	0 6	28 H	Texas	7 8	55 H	Ole Miss	4 6	123 N	Saint Louis	4 1	
17 A	Oklahoma	1 10	33 A	South Carolina	3 8	55 H	Ole Miss	3 7	168 N	Liberty	2 5	
19 A	Georgia	0 10	33 A	South Carolina	5 4	80 A	Tulsa	2 10	184 N	UT Martin	8 7	
19 A	Georgia	4 12	33 A	South Carolina	0 8	80 H	Tulsa	4 5	197 N	George Washington	7 6	
19 A	Georgia	1 9	38 A	Fla. Atlantic	7 12	89 A	Jacksonville St.	6 2	203 N	LIU Brooklyn	8 0	
21 N	UCF	1 6	44 N	Chattanooga	3 7	89 N	Jacksonville St.	4 0	208 A	Southeastern La.	6 5	
22 N	Kansas	3 4				91 N	Georgia Tech	2 0	210 N	Virginia	6 5	
23 H	Mississippi St.	4 16				93 N	Penn St.	4 6	215 N	Southeast Mo. St.	5 2	
23 H	Mississippi St.	0 3							245 N	Florida A&M	10 2	
23 H	Mississippi St.	2 3							251 N	Marist	9 5	
LAST 10 GAMES												
33 A	South Carolina	3 8	23 H	Mississippi St.	2 3							
33 A	South Carolina	5 4	23 H	Mississippi St.	0 3							
33 A	South Carolina	0 8	80 A	Tulsa	2 10							
17 A	Oklahoma	1 10	55 H	Ole Miss	2 4							
23 H	Mississippi St.	4 16	55 H	Ole Miss	4 6							

Non-Div. I Games:

Arkansas



UNLV

Average RPI Win: 137		WON-LOST RECORD		WINNING PCT. RANK		LAST 10 GAMES		STRENGTH OF SCHEDULE		OPP. STRENGTH OF SCHEDULE		TEAM RPI		ADJ RPI		CONF. RPI		ADJ CONF. RPI	
DIV. I ONLY		20-23-0		.46512 158		5-5-0		50		44		80		.53624 75		13		12	
DIV. I NON-CONF.		14-17-0		.45161 152		0-3-0		14		17		60		.5576 59		11		11	
TOTALS		RPI 1-25		RPI 26-50		W-L RECORDS		RPI 51-100		RPI 101-150		RPI 150+							
20-23-0		0-8-0		1-6-0		OVERALL		3-5-0		8-3-0		8-1-0							
16-7-0		0-2-0		1-2-0		HOME		3-1-0		6-2-0		6-0-0							
2-9-0		0-5-0		0-3-0		AWAY		0-0-0		0-0-0		2-1-0							
2-7-0		0-1-0		0-1-0		NEUTRAL		0-4-0		2-1-0		0-0-0							
14-17-0		0-8-0		1-3-0		NON-CONFERENCE		3-5-0		7-1-0		3-0-0							
12-5-0		0-2-0		1-2-0		HOME		3-1-0		5-0-0		3-0-0							
0-5-0		0-5-0		0-0-		AWAY		0-0-0		0-0-0		0-0-0							
2-7-0		0-1-0		0-1-0		NEUTRAL		0-4-0		2-1-0		0-0-0							
6-6-0		0-0-0		0-3-0		CONFERENCE		0-0-0		1-2-0		5-1-0							
4-2-0		0-0-0		0-0-0		HOME		0-0-0		1-2-0		3-0-0							
2-4-0		0-0-0		0-3-0		AWAY		0-0-0		0-0-0		2-1-0							
0-0-0		0-0-0		0-0-0		NEUTRAL		0-0-0		0-0-0		0-0-0							
RPI S	Opponent	Score		RPI S	Opponent	Score		RPI S	Opponent	Score		RPI S	Opponent	Score					
11 A	Arizona	6	16	27 N	Baylor	0	8	51 H	Louisville	4	0	107 H	Iowa St.	9	0				
11 A	Arizona	3	8	31 H	Northwestern	8	7	52 N	Ohio St.	8	10	115 N	Cal Poly	3	0				
15 A	California	1	9	32 H	Utah	2	10	56 H	New Mexico St.	0	1	119 H	Houston	8	7				
15 A	California	1	3	36 A	San Diego St.	3	7	56 N	New Mexico St.	0	7	126 N	UConn	2	3				
15 A	California	4	9	36 A	San Diego St.	1	5	73 H	La.-Monroe	2	1	128 H	UC Santa Barbara	6	3				
16 H	Minnesota	3	14	36 A	San Diego St.	0	4	77 H	Idaho St.	4	1	128 N	UC Santa Barbara	18	10				
18 N	Notre Dame	0	8	50 H	BYU	5	6	88 N	Weber St.	0	7	130 H	New Mexico	3	6				
24 H	Washington	7	10					94 N	Maryland	2	5	130 H	New Mexico	1	2				
												130 H	New Mexico	6	5				
												132 H	UC Davis	12	4				
												136 H	Eastern Ky.	3	2				
												153 H	DePaul	12	4				
												155 H	Bakersfield	10	0				
												171 A	Utah St.	8	9				
												171 A	Utah St.	14	12				
												171 A	Utah St.	8	6				
												178 H	UTEP	2	0				
												227 H	Boise St.	12	11				
												227 H	Boise St.	10	9				
												227 H	Boise St.	10	5				

Average RPI Win:		194	WON-LOST RECORD		WINNING PCT. RANK	LAST 10 GAMES		STRENGTH OF SCHEDULE		OPP. STRENGTH OF SCHEDULE	TEAM RPI	ADJ RPI	CONF. RPI	ADJ CONF. RPI			
Average RPI Loss:		59															
DIV. I ONLY			24-12-0		.66667	53	6-4-0		119	175	68	.53622	76	9	9		
DIV. I NON-CONF.			15-6-0		.71429	48	1-0-0		155	260	73	.53556	81	8	8		
TOTALS		RPI 1-25		RPI 26-50		W-L RECORDS		RPI 51-100		RPI 101-150		RPI 150+					
24-12-0		0-2-0		2-5-0		OVERALL		1-2-0		2-3-0		19-0-0					
12-7-0		0-0-0		1-3-0		HOME		1-1-0		1-3-0		9-0-0					
7-5-0		0-2-0		1-2-0		AWAY		0-1-0		0-0-0		6-0-0					
5-0-0		0-0-0		0-0-0		NEUTRAL		0-0-0		1-0-0		4-0-0					
15-6-0		0-2-0		0-1-0		NON-CONFERENCE		1-2-0		1-1-0		13-0-0					
7-3-0		0-0-0		0-1-0		HOME		1-1-0		0-1-0		6-0-0					
3-3-0		0-2-0		0-0-		AWAY		0-1-0		0-0-0		3-0-0					
5-0-0		0-0-0		0-0-0		NEUTRAL		0-0-0		1-0-0		4-0-0					
9-6-0		0-0-0		2-4-0		CONFERENCE		0-0-0		1-2-0		6-0-0					
5-4-0		0-0-0		1-2-0		HOME		0-0-0		1-2-0		3-0-0					
4-2-0		0-0-0		1-2-0		AWAY		0-0-0		0-0-0		3-0-0					
0-0-0		0-0-0		0-0-0		NEUTRAL		0-0-0		0-0-0		0-0-0					
RPI	S	Opponent		Score		RPI	S	Opponent		Score		RPI	S	Opponent		Score	
2	A	LSU		5	7	38	H	Fla. Atlantic		4	8	69	A	Northwestern St.		5	10
23	A	Mississippi St.		4	6	38	H	Fla. Atlantic		4	5	73	H	La.-Monroe		3	1
						38	H	Fla. Atlantic		6	1	73	H	La.-Monroe		5	9
						42	H	SIUE		4	6						
						45	A	UAB		7	8						
						45	A	UAB		6	4						
						45	A	UAB		6	8						

Non-Div. I Games: Lyon 8 0 Lyon 7 0

Louisiana Tech

Average RPI Win: 184		WON-LOST RECORD		WINNING PCT. RANK		LAST 10 GAMES		STRENGTH OF SCHEDULE		OPP. STRENGTH OF SCHEDULE		TEAM RPI		ADJ RPI		CONF. RPI		ADJ CONF. RPI	
DIV. I ONLY		25-14-0		.64103 67		9-1-0		138		115		75		.5351 77		25		24	
DIV. I NON-CONF.		15-12-0		.55556 106		1-0-0		71		84		77		.53968 76		24		24	
TOTALS		RPI 1-25		RPI 26-50		W-L RECORDS		RPI 51-100		RPI 101-150		RPI 150+							
25-14-0		0-5-0		0-3-0		OVERALL		4-4-0		2-0-0		19-2-0							
5-1-0		0-0-0		0-0-0		HOME		2-1-0		0-0-0		3-0-0							
10-9-0		0-5-0		0-1-0		AWAY		1-1-0		0-0-0		9-2-0							
10-4-0		0-0-0		0-2-0		NEUTRAL		1-2-0		2-0-0		7-0-0							
15-12-0		0-5-0		0-3-0		NON-CONFERENCE		2-3-0		2-0-0		11-1-0							
0-0-0		0-0-0		0-0-0		HOME		0-0-0		0-0-0		0-0-0							
5-8-0		0-5-0		0-0-		AWAY		1-1-0		0-0-0		4-1-0							
10-4-0		0-0-0		0-2-0		NEUTRAL		1-2-0		2-0-0		7-0-0							
10-2-0		0-0-0		0-0-0		CONFERENCE		2-1-0		0-0-0		8-1-0							
5-1-0		0-0-0		0-0-0		HOME		2-1-0		0-0-0		3-0-0							
5-1-0		0-0-0		0-0-0		AWAY		0-0-0		0-0-0		5-1-0							
0-0-0		0-0-0		0-0-0		NEUTRAL		0-0-0		0-0-0		0-0-0							
RPI S	Opponent		Score		RPI S	Opponent		Score		RPI S	Opponent		Score		RPI S	Opponent		Score	
7 A	La.-Lafayette		0	3	32 N	Utah		0	2	53 N	San Jose St.		1	8	123 N	Saint Louis		6	1
7 A	La.-Lafayette		0	6	36 N	San Diego St.		6	8	64 A	Long Beach St.		8	7	143 N	Wisconsin		9	5
7 A	La.-Lafayette		1	5	49 A	Cal St. Fullerton		1	3	73 N	La.-Monroe		1	3	153 N	DePaul		10	5
10 A	UCLA		3	13						73 N	La.-Monroe		4	2	167 N	Omaha		7	3
22 A	Kansas		2	10						75 A	UNLV		1	4	171 A	Utah St.		13	3
										88 H	Weber St.		8	0	172 N	UMKC		7	6
										88 H	Weber St.		7	5	183 A	Southern Utah		7	1
										88 H	Weber St.		5	9	183 A	Southern Utah		13	4
															183 A	Southern Utah		9	1
															192 N	Ill.-Chicago		5	3
															216 A	Santa Clara		12	0
															220 A	Nevada		7	2
															220 A	Nevada		4	1
															220 A	Nevada		8	9
															224 N	Seattle		12	6
															244 A	Montana		3	6
															244 A	Montana		5	3
															244 A	Montana		5	4
															247 H	Portland St.		8	0
															247 H	Portland St.		9	1
															247 H	Portland St.		8	0
															259 N	Mississippi Val.		6	0
															259 N	Mississippi Val.		16	0
				LAST 10 GAMES															
				247 H	Portland St.		9	1	88 H	Weber St.		8	0						
				247 H	Portland St.		8	0	183 A	Southern Utah		13	4						
				247 H	Portland St.		8	0	183 A	Southern Utah		9	1						
				88 H	Weber St.		5	9	183 A	Southern Utah		7	1						
				88 H	Weber St.		7	5	171 A	Utah St.		13	3						

Non-Div. I Games:

Idaho St.

Average RPI Win:	202	WON-LOST	WINNING	LAST 10	STRENGTH OF	OPP. STRENGTH	TEAM	ADJ	CONF.	ADJ CONF.		
Average RPI Loss:	107	RECORD	PCT. RANK	GAMES	SCHEDULE	OF SCHEDULE	RPI	RPI	RPI	RPI		
DIV. I ONLY		26-6-0	.8125	16	7-3-0	256	157	74	.535	78	24	25
DIV. I NON-CONF.		16-5-0	.7619	33	0-2-0	215	199	68	.54379	73	25	25
<hr/>												
TOTALS	RPI 1-25	RPI 26-50		W-L RECORDS		RPI 51-100		RPI 101-150		RPI 150+		
26-6-0	0-0-0	0-3-0		OVERALL		0-0-0		4-0-0		22-3-0		
5-2-0	0-0-0	0-2-0		HOME		0-0-0		3-0-0		2-0-0		
8-2-0	0-0-0	0-1-0		AWAY		0-0-0		0-0-0		8-1-0		
13-2-0	0-0-0	0-0-0		NEUTRAL		0-0-0		1-0-0		12-2-0		
<hr/>												
16-5-0	0-0-0	0-3-0		NON-CONFERENCE		0-0-0		1-0-0		15-2-0		
0-2-0	0-0-0	0-2-0		HOME		0-0-0		0-0-0		0-0-0		
3-1-0	0-0-0	0-0-		AWAY		0-0-0		0-0-0		3-0-0		
13-2-0	0-0-0	0-0-0		NEUTRAL		0-0-0		1-0-0		12-2-0		
<hr/>												
10-1-0	0-0-0	0-0-0		CONFERENCE		0-0-0		3-0-0		7-1-0		
5-0-0	0-0-0	0-0-0		HOME		0-0-0		3-0-0		2-0-0		
5-1-0	0-0-0	0-0-0		AWAY		0-0-0		0-0-0		5-1-0		
0-0-0	0-0-0	0-0-0		NEUTRAL		0-0-0		0-0-0		0-0-0		
<hr/>												
RPI S	Opponent	Score	RPI S	Opponent	Score	RPI S	Opponent	Score	RPI S	Opponent	Score	
			26 H	Hofstra	0 4				112 N	Saint Francis (PA)	3 2	
			26 H	Hofstra	4 5				139 H	Bucknell	11 2	
			48 A	South Fla.	2 4				139 H	Bucknell	11 3	
									139 H	Bucknell	7 3	
									151 A	Delaware	5 2	
									156 N	Indiana	7 15	
									162 N	Creighton	0 4	
									163 N	Akron	2 1	
									167 N	Omaha	6 5	
									173 N	Central Mich.	3 2	
									176 N	Presbyterian	4 0	
									181 N	UNI	2 0	
									199 N	Georgetown	3 1	
									201 A	Penn	3 0	
									201 A	Penn	10 0	
									214 N	Sacred Heart	5 0	
									225 H	Boston U.	9 1	
									225 H	Boston U.	11 1	
									226 A	Holy Cross	6 0	
									226 A	Holy Cross	4 3	
									226 A	Holy Cross	3 4	
			LAST 10 GAMES						231 N	UMass Lowell	6 5	
			226 A	Holy Cross	4 3	139 H	Bucknell	7 3	233 N	Green Bay	3 2	
			226 A	Holy Cross	6 0	139 H	Bucknell	11 3	245 N	Florida A&M	6 2	
			226 A	Holy Cross	3 4	139 H	Bucknell	11 2	245 N	Florida A&M	9 1	
			26 H	Hofstra	4 5	225 H	Boston U.	11 1	255 A	Lafayette	2 0	
			26 H	Hofstra	0 4	225 H	Boston U.	9 1	255 A	Lafayette	8 0	

Non-Div. I Games:

Lehigh

RPI	S	Opponent	Score	
255	A	Lafayette	11	0
287	N	Niagara	1	0

Lehigh

L  
e  
h  
i  
g  
h

L  
e  
h  
i  
g  
h

U  
T  
S  
A

UTSA

Average RPI Win:		168	WON-LOST RECORD		WINNING PCT. RANK		LAST 10 GAMES		STRENGTH OF SCHEDULE		OPP. STRENGTH OF SCHEDULE		TEAM RPI		ADJ RPI		CONF. RPI		ADJ CONF. RPI		
Average RPI Loss:		74	26-15-0		.63415 72		6-4-0		150		87		78		.53308 80		10		10		
DIV. I ONLY			18-11-0		.62069 86		1-1-0		234		86		113		.5113 112		10		9		
DIV. I NON-CONF.																					
TOTALS		RPI 1-25		RPI 26-50		W-L RECORDS		RPI 51-100		RPI 101-150		RPI 150+									
26-15-0		1-3-0		1-4-0		OVERALL		5-4-0		3-3-0		16-1-0									
6-3-0		1-2-0		0-0-0		HOME		2-0-0		0-1-0		3-0-0									
8-9-0		0-0-0		1-4-0		AWAY		2-4-0		2-1-0		3-0-0									
12-3-0		0-1-0		0-0-0		NEUTRAL		1-0-0		1-1-0		10-1-0									
18-11-0		0-1-0		0-2-0		NON-CONFERENCE		5-4-0		3-3-0		10-1-0									
2-1-0		0-0-0		0-0-0		HOME		2-0-0		0-1-0		0-0-0									
4-7-0		0-0-0		0-0-		AWAY		2-4-0		2-1-0		0-0-0									
12-3-0		0-1-0		0-0-0		NEUTRAL		1-0-0		1-1-0		10-1-0									
8-4-0		1-2-0		1-2-0		CONFERENCE		0-0-0		0-0-0		6-0-0									
4-2-0		1-2-0		0-0-0		HOME		0-0-0		0-0-0		3-0-0									
4-2-0		0-0-0		1-2-0		AWAY		0-0-0		0-0-0		3-0-0									
0-0-0		0-0-0		0-0-0		NEUTRAL		0-0-0		0-0-0		0-0-0									
RPI	S	Opponent		Score		RPI	S	Opponent		Score		RPI	S	Opponent		Score					
5	N	Oregon		2	4	27	A	Baylor		0	2	56	A	New Mexico St.		0	8				
21	H	UCF		1	2	38	A	Fla. Atlantic		0	1	56	A	New Mexico St.		10	12				
21	H	UCF		0	3	48	A	South Fla.		7	8	74	A	Arkansas		5	4				
21	H	UCF		5	4	48	A	South Fla.		1	0	74	H	Arkansas		10	2				
						48	A	South Fla.		6	7	94	N	Maryland		1	0				
												95	A	Wichita St.		2	7				
												95	H	Wichita St.		9	6				
												96	A	Texas Tech		2	10				
												96	A	Texas Tech		11	1				
														102 A North Texas		2	4				
														102 N North Texas		6	3				
														105 A Grand Canyon		5	4				
														105 A Grand Canyon		7	3				
														108 H Iowa		6	7				
														149 N Michigan St.		3	4				
														160 A East Carolina		4	1				
														160 A East Carolina		8	0				
														160 A East Carolina		5	0				
														216 N Santa Clara		6	4				
														216 N Santa Clara		9	6				
														217 N Providence		10	0				
														218 N Drexel		10	0				
														223 H Memphis		8	0				
														223 H Memphis		13	2				
														223 H Memphis		2	1				
														242 N Northern Colo.		0	2				
														254 N Abilene Christian		10	0				
														258 N North Dakota		9	0				
														258 N North Dakota		18	3				
														259 N Mississippi Val.		18	3				
														259 N Mississippi Val.		7	0				
														259 N Mississippi Val.		13	1				
				LAST 10 GAMES																	
				160	A	East Carolina	8	0	21	H	UCF	1	2								
				160	A	East Carolina	5	0	21	H	UCF	5	4								
				160	A	East Carolina	4	1	74	H	Arkansas	10	2								
				95	A	Wichita St.	2	7	48	A	South Fla.	1	0								
				21	H	UCF	0	3	48	A	South Fla.	7	8								

Non-Div. I Games:

Tulsa

Average RPI Win: 169		WON-LOST RECORD		WINNING PCT. RANK		LAST 10 GAMES		STRENGTH OF SCHEDULE		OPP. STRENGTH OF SCHEDULE		TEAM RPI		ADJ RPI		CONF. RPI		ADJ CONF. RPI	
DIV. I ONLY		21-22-0		.48837 139		5-5-0		57		81		85		.53303 81		12		13	
DIV. I NON-CONF.		14-17-0		.45161 152		2-2-0		20		63		74		.54453 72		13		13	
TOTALS		RPI 1-25		RPI 26-50		W-L RECORDS		RPI 51-100		RPI 101-150		RPI 150+							
21-22-0		0-7-0		1-5-0		OVERALL		3-4-0		4-5-0		13-1-0							
13-7-0		0-1-0		1-2-0		HOME		3-3-0		3-1-0		6-0-0							
6-6-0		0-1-0		0-3-0		AWAY		0-0-0		1-2-0		5-0-0							
2-9-0		0-5-0		0-0-0		NEUTRAL		0-1-0		0-2-0		2-1-0							
14-17-0		0-7-0		1-5-0		NON-CONFERENCE		2-2-0		1-2-0		10-1-0							
10-4-0		0-1-0		1-2-0		HOME		2-1-0		1-0-0		6-0-0							
2-4-0		0-1-0		0-0-		AWAY		0-0-0		0-0-0		2-0-0							
2-9-0		0-5-0		0-0-0		NEUTRAL		0-1-0		0-2-0		2-1-0							
7-5-0		0-0-0		0-0-0		CONFERENCE		1-2-0		3-3-0		3-0-0							
3-3-0		0-0-0		0-0-0		HOME		1-2-0		2-1-0		0-0-0							
4-2-0		0-0-0		0-0-0		AWAY		0-0-0		1-2-0		3-0-0							
0-0-0		0-0-0		0-0-0		NEUTRAL		0-0-0		0-0-0		0-0-0							
RPI	S	Opponent		Score		RPI	S	Opponent		Score		RPI	S	Opponent		Score			
4	N	Michigan		1	13	29	H	Western Ky.		3	1	68	H	Dayton		3	2		
4	N	Michigan		1	7	29	H	Western Ky.		2	9	68	H	Dayton		3	0		
8	A	Alabama		1	6	30	A	South Ala.		1	4	82	N	Fordham		2	3		
9	N	Missouri		2	10	34	A	North Carolina St.		0	1	84	H	Stetson		3	6		
20	N	James Madison		0	3	44	H	Chattanooga		4	7	84	H	Stetson		10	3		
20	N	James Madison		1	11	45	A	UAB		7	8	84	H	Stetson		0	4		
23	H	Mississippi St.		0	1							97	H	Ball St.		2	14		

Non-Div. I Games:

Lipscomb



Average RPI Win:		152	WON-LOST		WINNING		LAST 10		STRENGTH OF		OPP. STRENGTH		TEAM	ADJ		CONF.	ADJ CONF.						
Average RPI Loss:		86	RECORD		PCT. RANK		GAMES		SCHEDULE		OF SCHEDULE		RPI	RPI		RPI	RPI						
DIV. I ONLY			21-16-0		.56757 105		7-3-0		99		85		84	.53281 82		18	19						
DIV. I NON-CONF.			14-12-0		.53846 116		2-1-0		150		38		104	.51902 103		19	20						
TOTALS		RPI 1-25		RPI 26-50		W-L RECORDS		RPI 51-100		RPI 101-150		RPI 150+											
21-16-0		1-3-0		1-3-0		OVERALL		4-5-0		8-3-0		7-2-0											
6-3-0		0-0-0		0-0-0		HOME		1-2-0		3-1-0		2-0-0											
7-3-0		0-0-0		1-1-0		AWAY		2-0-0		1-2-0		3-0-0											
8-10-0		1-3-0		0-2-0		NEUTRAL		1-3-0		4-0-0		2-2-0											
14-12-0		1-3-0		1-3-0		NON-CONFERENCE		3-3-0		5-1-0		4-2-0											
3-1-0		0-0-0		0-0-0		HOME		0-0-0		1-1-0		2-0-0											
3-1-0		0-0-0		1-0-		AWAY		2-0-0		0-0-0		0-0-0											
8-10-0		1-3-0		0-2-0		NEUTRAL		1-3-0		4-0-0		2-2-0											
7-4-0		0-0-0		0-0-0		CONFERENCE		1-2-0		3-2-0		3-0-0											
3-2-0		0-0-0		0-0-0		HOME		1-2-0		2-0-0		0-0-0											
4-2-0		0-0-0		0-0-0		AWAY		0-0-0		1-2-0		3-0-0											
0-0-0		0-0-0		0-0-0		NEUTRAL		0-0-0		0-0-0		0-0-0											
RPI	S	Opponent		Score		RPI	S	Opponent		Score		RPI	S	Opponent		Score							
9	N	Missouri		5	7	31	N	Northwestern		2	7	68	H	Dayton		1	5						
12	N	Tennessee		0	5	34	A	North Carolina St.		0	5	68	H	Dayton		5	1						
15	N	California		0	6	41	N	Fresno St.		0	8	68	H	Dayton		0	8						
16	N	Minnesota		10	5	48	A	South Fla.		14	6	81	N	Lipscomb		3	2						
												83	A	Furman		3	2						
												83	A	Furman		8	1						
												86	N	Longwood		7	10						
												93	N	Penn St.		1	6						
												94	N	Maryland		3	4						
																		122	H	Syracuse		2	4
																		122	H	Syracuse		7	3
																		123	A	Saint Louis		3	5
																		123	A	Saint Louis		10	11
																		123	A	Saint Louis		8	5
																		141	H	La Salle		8	1
																		141	H	La Salle		8	0
																		144	N	Binghamton		6	4
																		150	N	Pacific		4	3
																		220	N	Nevada		4	6
																		228	A	Massachusetts		6	0
																		228	A	Massachusetts		13	3
																		228	A	Massachusetts		12	4
																		237	N	Gardner-Webb		5	7
																		247	N	Portland St.		8	0
																		270	H	Siena		15	2
																		279	H	Iona		8	4
																		282	N	Detroit		6	5

Non-Div. I Games:

Fordham

Average RPI Win:	149	WON-LOST RECORD	WINNING PCT. RANK	LAST 10 GAMES	STRENGTH OF SCHEDULE	OPP. STRENGTH OF SCHEDULE	TEAM RPI	ADJ RPI	CONF. RPI	ADJ CONF. RPI	
DIV. I ONLY		20-21-0	.4878 142	5-5-0	49	144	86	.53149 83	11	11	
DIV. I NON-CONF.		17-15-0	.53125 122	3-1-0	80	144	97	.52752 92	12	12	
<hr/>											
TOTALS	RPI 1-25	RPI 26-50		W-L RECORDS	RPI 51-100		RPI 101-150		RPI 150+		
20-21-0	0-0-0	4-7-0		OVERALL	2-8-0		5-5-0		9-1-0		
8-13-0	0-0-0	2-6-0		HOME	1-6-0		1-1-0		4-0-0		
5-5-0	0-0-0	2-1-0		AWAY	1-2-0		2-2-0		0-0-0		
7-3-0	0-0-0	0-0-0		NEUTRAL	0-0-0		2-2-0		5-1-0		
17-15-0	0-0-0	3-5-0		NON-CONFERENCE	0-4-0		5-5-0		9-1-0		
6-9-0	0-0-0	1-4-0		HOME	0-4-0		1-1-0		4-0-0		
4-3-0	0-0-0	2-0-		AWAY	0-0-0		2-2-0		0-0-0		
7-3-0	0-0-0	0-0-0		NEUTRAL	0-0-0		2-2-0		5-1-0		
3-6-0	0-0-0	1-2-0		CONFERENCE	2-4-0		0-0-0		0-0-0		
2-4-0	0-0-0	1-2-0		HOME	1-2-0		0-0-0		0-0-0		
1-2-0	0-0-0	0-0-0		AWAY	1-2-0		0-0-0		0-0-0		
0-0-0	0-0-0	0-0-0		NEUTRAL	0-0-0		0-0-0		0-0-0		
RPI S	Opponent	Score	RPI S	Opponent	Score	RPI S	Opponent	Score	RPI S	Opponent	Score
			33 A	South Carolina	1 2	67 H	Kennesaw St.	1 8	106 A	Charlotte	6 5
			39 H	USC Upstate	4 3	67 H	Kennesaw St.	2 3	106 A	Charlotte	2 6
			39 H	USC Upstate	3 6	82 H	Fordham	1 8	106 H	Charlotte	0 6
			40 H	Marshall	0 3	82 H	Fordham	2 3	106 H	Charlotte	1 0
			40 H	Marshall	0 3	87 H	Mercer	2 5	113 A	Col. of Charleston	1 2
			40 H	Marshall	1 2	87 H	Mercer	3 5	130 N	New Mexico	7 5
			43 A	Georgia St.	6 2	87 H	Mercer	4 3	140 A	Winthrop	3 0
			43 A	Georgia St.	3 1	100 A	Samford	11 9	143 N	Wisconsin	3 5
			44 H	Chattanooga	5 7	100 A	Samford	2 4	146 N	Albany (NY)	1 7
			44 H	Chattanooga	5 7	100 A	Samford	0 1	146 N	Albany (NY)	4 2
			44 H	Chattanooga	6 5				191 N	George Mason	13 2
									212 N	Radford	8 6
									212 N	Radford	7 2
									221 H	Ohio	6 5
									221 H	Ohio	6 5
									221 H	Ohio	3 1
									223 N	Memphis	7 4
									237 H	Gardner-Webb	4 0
									251 N	Marist	2 5
									257 N	Belmont	6 0
<hr/>											
			LAST 10 GAMES								
			44 H	Chattanooga	6 5	87 H	Mercer	4 3			
			44 H	Chattanooga	5 7	87 H	Mercer	2 5			
			44 H	Chattanooga	5 7	87 H	Mercer	3 5			
			106 A	Charlotte	2 6	43 A	Georgia St.	3 1			
			106 A	Charlotte	6 5	43 A	Georgia St.	6 2			

Non-Div. I Games:

Furman

Average RPI Win: 185		WON-LOST RECORD		WINNING PCT. RANK		LAST 10 GAMES		STRENGTH OF SCHEDULE		OPP. STRENGTH OF SCHEDULE		TEAM RPI		ADJ RPI		CONF. RPI		ADJ CONF. RPI			
DIV. I ONLY		22-14-0		.61111 81		3-7-0		107		166		81		.5307 84		12		13			
DIV. I NON-CONF.		17-7-0		.70833 52		0-1-0		229		213		95		.52497 97		13		13			
TOTALS		RPI 1-25		RPI 26-50		W-L RECORDS		RPI 51-100		RPI 101-150		RPI 150+									
22-14-0		0-4-0		0-3-0		OVERALL		3-4-0		6-2-0		13-1-0									
20-10-0		0-4-0		0-0-0		HOME		1-3-0		6-2-0		13-1-0									
2-4-0		0-0-0		0-3-0		AWAY		2-1-0		0-0-0		0-0-0									
0-0-0		0-0-0		0-0-0		NEUTRAL		0-0-0		0-0-0		0-0-0									
17-7-0		0-4-0		0-0-0		NON-CONFERENCE		1-0-0		3-2-0		13-1-0									
17-7-0		0-4-0		0-0-0		HOME		1-0-0		3-2-0		13-1-0									
0-0-0		0-0-0		0-0-		AWAY		0-0-0		0-0-0		0-0-0									
0-0-0		0-0-0		0-0-0		NEUTRAL		0-0-0		0-0-0		0-0-0									
5-7-0		0-0-0		0-3-0		CONFERENCE		2-4-0		3-0-0		0-0-0									
3-3-0		0-0-0		0-0-0		HOME		0-3-0		3-0-0		0-0-0									
2-4-0		0-0-0		0-3-0		AWAY		2-1-0		0-0-0		0-0-0									
0-0-0		0-0-0		0-0-0		NEUTRAL		0-0-0		0-0-0		0-0-0									
RPI	S	Opponent		Score		RPI	S	Opponent		Score		RPI	S	Opponent		Score					
16	H	Minnesota		0	3	39	A	USC Upstate		4	9	58	H	Troy		9	3				
16	H	Minnesota		7	16	39	A	USC Upstate		3	15	67	H	Kennesaw St.		3	5				
21	H	UCF		2	9	39	A	USC Upstate		4	8	67	H	Kennesaw St.		1	2				
22	H	Kansas		1	10							67	H	Kennesaw St.		1	8				
												81	A	Lipscomb		4	0				
												81	A	Lipscomb		3	10				
												81	A	Lipscomb		6	3				
														141 H La Salle		3	5				
														141 H La Salle		13	4				
														141 H La Salle		7	0				
														141 H La Salle		7	1				
														149 H Michigan St.		2	3				
														163 H Akron		10	0				
														182 H South Dakota		4	2				
														182 H South Dakota		7	3				
														188 H Colgate		12	3				
														214 H Sacred Heart		5	0				
														219 H Morehead St.		11	1				
														238 H Monmouth		1	4				
														238 H Monmouth		10	2				
														273 H Rhode Island		9	0				
														277 H Alabama St.		10	0				
														286 H Morgan St.		9	0				
														286 H Morgan St.		15	2				
														286 H Morgan St.		9	0				
														286 H Morgan St.		10	0				
LAST 10 GAMES																					
39 A USC Upstate						3	15	67 H Kennesaw St.						3	5						
39 A USC Upstate						4	8	67 H Kennesaw St.						1	2						
39 A USC Upstate						4	9	118 H FGCU						8	3						
21 H UCF						2	9	118 H FGCU						8	1						
67 H Kennesaw St.						1	8	118 H FGCU						8	1						

Non-Div. I Games:

Stetson

Drake

Drake

Average RPI Win:		170	WON-LOST RECORD		WINNING PCT. RANK	LAST 10 GAMES	STRENGTH OF SCHEDULE		OPP. STRENGTH OF SCHEDULE	TEAM RPI	ADJ RPI	CONF. RPI	ADJ CONF. RPI
Average RPI Loss:		66											
DIV. I ONLY		20-21-0			.4878 142	7-3-0	63		94	90	.52942 86	17	18
DIV. I NON-CONF.		6-17-0			.26087 246	0-2-0	18		13	127	.50515 122	17	17
TOTALS		RPI 1-25	RPI 26-50		W-L RECORDS		RPI 51-100		RPI 101-150		RPI 150+		
20-21-0		0-3-0	1-9-0		OVERALL		1-4-0		5-2-0		13-3-0		
7-2-0		0-0-0	0-0-0		HOME		0-0-0		2-1-0		5-1-0		
8-9-0		0-0-0	1-4-0		AWAY		0-2-0		2-1-0		5-2-0		
5-10-0		0-3-0	0-5-0		NEUTRAL		1-2-0		1-0-0		3-0-0		
6-17-0		0-3-0	1-9-0		NON-CONFERENCE		1-4-0		1-0-0		3-1-0		
0-0-0		0-0-0	0-0-0		HOME		0-0-0		0-0-0		0-0-0		
1-7-0		0-0-0	1-0-		AWAY		0-2-0		0-0-0		0-1-0		
5-10-0		0-3-0	0-5-0		NEUTRAL		1-2-0		1-0-0		3-0-0		
14-4-0		0-0-0	0-0-0		CONFERENCE		0-0-0		4-2-0		10-2-0		
7-2-0		0-0-0	0-0-0		HOME		0-0-0		2-1-0		5-1-0		
7-2-0		0-0-0	0-0-0		AWAY		0-0-0		2-1-0		5-1-0		
0-0-0		0-0-0	0-0-0		NEUTRAL		0-0-0		0-0-0		0-0-0		
RPI S	Opponent	Score	RPI S	Opponent	Score	RPI S	Opponent	Score	RPI S	Opponent	Score		
9 N	Missouri	4 12	32 N	Utah	2 3	53 N	San Jose St.	4 6	117 H	Coastal Caro.	13 5		
15 N	California	0 3	32 N	Utah	1 10	53 N	San Jose St.	2 6	117 H	Coastal Caro.	9 8		
15 N	California	3 4	33 N	South Carolina	0 10	59 A	Hawaii	7 8	117 H	Coastal Caro.	2 11		
			33 N	South Carolina	1 3	59 A	Hawaii	3 8	140 A	Winthrop	4 2		
			34 A	North Carolina St.	5 1	82 N	Fordham	10 7	140 A	Winthrop	2 4		
			35 A	Virginia Tech	0 1				140 A	Winthrop	8 3		
			35 A	Virginia Tech	0 11				144 N	Binghamton	8 4		
			37 A	North Carolina	1 9				160 A	East Carolina	3 4		
			37 A	North Carolina	5 7				160 N	East Carolina	3 0		
			46 N	Oregon St.	3 7				168 A	Liberty	10 2		
									168 A	Liberty	9 0		
									168 A	Liberty	12 6		
									176 H	Presbyterian	4 2		
									176 H	Presbyterian	9 10		
									176 H	Presbyterian	8 2		
									205 A	Campbell	1 2		
									205 A	Campbell	7 3		
									205 A	Campbell	8 5		
									222 N	Oakland	5 0		
									237 H	Gardner-Webb	9 1		
									237 H	Gardner-Webb	5 4		
									237 H	Gardner-Webb	9 2		
									266 N	Delaware St.	9 0		
			LAST 10 GAMES										
			237 H	Gardner-Webb	9 2	205 A	Campbell	8 5					
			237 H	Gardner-Webb	5 4	205 A	Campbell	7 3					
			237 H	Gardner-Webb	9 1	205 A	Campbell	1 2					
			37 A	North Carolina	5 7	168 A	Liberty	9 0					
			37 A	North Carolina	1 9	168 A	Liberty	10 2					

Non-Div. I Games:

Longwood



RPI	S	Opponent	Score	
277	H	Alabama St.	11	2
291	H	Alabama A&M	8	0

Mercer

M  
e  
r  
c  
e  
r

M  
e  
r  
c  
e  
r





Average RPI Win:		191	WON-LOST RECORD		WINNING PCT. RANK		LAST 10 GAMES		STRENGTH OF SCHEDULE		OPP. STRENGTH OF SCHEDULE		TEAM RPI		ADJ RPI		CONF. RPI		ADJ CONF. RPI				
Average RPI Loss:		88																					
DIV. I ONLY			26-13-0		.66667		53	5-5-0		198		169		91		.5278		89	22		22		
DIV. I NON-CONF.			17-8-0		.68		57	1-0-0		199		154		88		.5335		85	22		22		
TOTALS		RPI 1-25		RPI 26-50		W-L RECORDS		RPI 51-100		RPI 101-150		RPI 150+											
26-13-0		0-1-0		2-3-0		OVERALL		2-4-0		3-5-0		19-0-0											
10-1-0		0-0-0		0-0-0		HOME		0-1-0		0-0-0		10-0-0											
6-7-0		0-0-0		1-2-0		AWAY		2-1-0		3-4-0		0-0-0											
10-5-0		0-1-0		1-1-0		NEUTRAL		0-2-0		0-1-0		9-0-0											
17-8-0		0-1-0		2-1-0		NON-CONFERENCE		2-4-0		1-2-0		12-0-0											
3-1-0		0-0-0		0-0-0		HOME		0-1-0		0-0-0		3-0-0											
4-2-0		0-0-0		1-0-		AWAY		2-1-0		1-1-0		0-0-0											
10-5-0		0-1-0		1-1-0		NEUTRAL		0-2-0		0-1-0		9-0-0											
9-5-0		0-0-0		0-2-0		CONFERENCE		0-0-0		2-3-0		7-0-0											
7-0-0		0-0-0		0-0-0		HOME		0-0-0		0-0-0		7-0-0											
2-5-0		0-0-0		0-2-0		AWAY		0-0-0		2-3-0		0-0-0											
0-0-0		0-0-0		0-0-0		NEUTRAL		0-0-0		0-0-0		0-0-0											
RPI	S	Opponent		Score		RPI	S	Opponent		Score		RPI	S	Opponent		Score		RPI	S	Opponent		Score	
20	N	James Madison		0 1		35	N	Virginia Tech		0 4		71	N	Elon		0 1		101	A	North Florida		6 5	
						35	N	Virginia Tech		8 5		74	H	Arkansas		2 6		134	N	Maine		1 3	
						42	A	SIUE		2 8		74	N	Arkansas		0 4		137	A	Tennessee Tech		2 1	
						42	A	SIUE		1 2		87	A	Mercer		10 7		137	A	Tennessee Tech		1 3	
						45	A	UAB		7 2		87	A	Mercer		6 13		137	A	Tennessee Tech		6 7	
												91	A	Georgia Tech		2 1		145	A	Eastern Ill.		1 2	
																		145	A	Eastern Ill.		5 1	
																		148	A	Charleston So.		3 6	
																		184	H	UT Martin		9 1	
																		184	H	UT Martin		3 2	
																		186	H	Cleveland St.		6 2	
																		186	H	Cleveland St.		5 3	
																		196	N	Wright St.		7 0	
																		196	N	Wright St.		3 1	
																		205	N	Campbell		8 1	
																		205	N	Campbell		6 2	
																		210	N	Virginia		6 2	
																		215	H	Southeast Mo. St.		6 5	
																		215	H	Southeast Mo. St.		10 4	
																		260	H	Tennessee St.		6 1	
																		260	H	Tennessee St.		4 0	
																		260	H	Tennessee St.		10 0	
																		264	N	Valparaiso		5 4	
																		269	N	IPFW		9 1	
																		269	N	IPFW		7 0	
																		277	H	Alabama St.		6 1	
																		279	N	Iona		12 1	
LAST 10 GAMES																							
						137	A	Tennessee Tech		6 7		145	A	Eastern Ill.		5 1		264	N	Valparaiso		5 4	
						137	A	Tennessee Tech		2 1		42	A	SIUE		2 8		269	N	IPFW		9 1	
						137	A	Tennessee Tech		1 3		42	A	SIUE		1 2		269	N	IPFW		7 0	
						277	H	Alabama St.		6 1		260	H	Tennessee St.		6 1		277	H	Alabama St.		6 1	
						145	A	Eastern Ill.		1 2		260	H	Tennessee St.		10 0		279	N	Iona		12 1	

Non-Div. I Games:

Jacksonville St.



Average RPI Win: 157		WON-LOST RECORD		WINNING PCT. RANK		LAST 10 GAMES		STRENGTH OF SCHEDULE		OPP. STRENGTH OF SCHEDULE		TEAM RPI		ADJ RPI		CONF. RPI		ADJ CONF. RPI	
DIV. I ONLY		14-29-0		.32558 229		3-7-0		19		33		98		.52725 91		4		4	
DIV. I NON-CONF.		9-16-0		.36 194		2-3-0		15		20		90		.53417 83		4		4	
TOTALS		RPI 1-25		RPI 26-50		W-L RECORDS		RPI 51-100		RPI 101-150		RPI 150+							
14-29-0		1-11-0		1-8-0		OVERALL		4-9-0		0-0-0		8-1-0							
7-9-0		0-1-0		1-2-0		HOME		1-6-0		0-0-0		5-0-0							
5-13-0		1-7-0		0-5-0		AWAY		1-1-0		0-0-0		3-0-0							
2-7-0		0-3-0		0-1-0		NEUTRAL		2-2-0		0-0-0		0-1-0							
9-16-0		1-8-0		0-3-0		NON-CONFERENCE		3-4-0		0-0-0		5-1-0							
5-2-0		0-1-0		0-0-0		HOME		0-1-0		0-0-0		5-0-0							
2-7-0		1-4-0		0-0-		AWAY		1-1-0		0-0-0		0-0-0							
2-7-0		0-3-0		0-1-0		NEUTRAL		2-2-0		0-0-0		0-1-0							
5-13-0		0-3-0		1-5-0		CONFERENCE		1-5-0		0-0-0		3-0-0							
2-7-0		0-0-0		1-2-0		HOME		1-5-0		0-0-0		0-0-0							
3-6-0		0-3-0		0-3-0		AWAY		0-0-0		0-0-0		3-0-0							
0-0-0		0-0-0		0-0-0		NEUTRAL		0-0-0		0-0-0		0-0-0							
RPI	S	Opponent		Score		RPI	S	Opponent		Score		RPI	S	Opponent		Score			
4	N	Michigan		0	10	29	N	Western Ky.		1	4	51	H	Louisville		2	15		
4	N	Michigan		2	10	34	H	North Carolina St.		5	3	51	H	Louisville		1	6		
8	A	Alabama		0	11	34	H	North Carolina St.		0	10	51	H	Louisville		4	5		
18	A	Notre Dame		1	6	34	H	North Carolina St.		1	7	54	N	Nebraska		10	2		
18	A	Notre Dame		0	5	37	A	North Carolina		0	5	54	N	Nebraska		11	2		
18	A	Notre Dame		0	13	37	A	North Carolina		1	12	58	A	Troy		3	4		
19	A	Georgia		0	3	37	A	North Carolina		0	1	61	H	Pittsburgh		9	1		
19	H	Georgia		0	14	38	A	Fla. Atlantic		0	2	61	H	Pittsburgh		2	3		
22	N	Kansas		2	4	43	A	Georgia St.		6	7	61	H	Pittsburgh		4	7		
25	A	Texas A&M		5	4							67	A	Kennesaw St.		3	0		
25	A	Texas A&M		0	1							74	N	Arkansas		0	2		
25	A	Texas A&M		0	11							89	H	Jacksonville St.		1	2		
												93	N	Penn St.		2	3		
LAST 10 GAMES																			
						37	A	North Carolina		0	5	25	A	Texas A&M		0	11		
						37	A	North Carolina		1	12	25	A	Texas A&M		0	1		
						37	A	North Carolina		0	1	67	A	Kennesaw St.		3	0		
						19	A	Georgia		0	3	34	H	North Carolina St.		0	10		
						25	A	Texas A&M		5	4	34	H	North Carolina St.		5	3		

Non-Div. I Games:

Georgia Tech

Average RPI Win:		176	WON-LOST RECORD		WINNING PCT. RANK		LAST 10 GAMES		STRENGTH OF SCHEDULE		OPP. STRENGTH OF SCHEDULE		TEAM RPI		ADJ RPI		CONF. RPI		ADJ CONF. RPI	
DIV. I ONLY			26-17-0		.60465 84		3-7-0		131		103		87		.52653 92		23		23	
DIV. I NON-CONF.			14-11-0		.56 104		0-2-0		27		40		52		.56298 55		23		23	
TOTALS		RPI 1-25		RPI 26-50		W-L RECORDS		RPI 51-100		RPI 101-150		RPI 150+								
26-17-0		0-3-0		0-6-0		OVERALL		4-3-0		5-0-0		17-5-0								
10-7-0		0-0-0		0-4-0		HOME		2-2-0		2-0-0		6-1-0								
8-5-0		0-1-0		0-0-0		AWAY		1-1-0		1-0-0		6-3-0								
8-5-0		0-2-0		0-2-0		NEUTRAL		1-0-0		2-0-0		5-1-0								
14-11-0		0-3-0		0-6-0		NON-CONFERENCE		4-1-0		5-0-0		5-1-0								
4-5-0		0-0-0		0-4-0		HOME		2-0-0		2-0-0		0-1-0								
2-2-0		0-1-0		0-0-		AWAY		1-1-0		1-0-0		0-0-0								
8-4-0		0-2-0		0-2-0		NEUTRAL		1-0-0		2-0-0		5-0-0								
12-6-0		0-0-0		0-0-0		CONFERENCE		0-2-0		0-0-0		12-4-0								
6-2-0		0-0-0		0-0-0		HOME		0-2-0		0-0-0		6-0-0								
6-3-0		0-0-0		0-0-0		AWAY		0-0-0		0-0-0		6-3-0								
0-1-0		0-0-0		0-0-0		NEUTRAL		0-0-0		0-0-0		0-1-0								
RPI	S	Opponent		Score		RPI	S	Opponent		Score		RPI	S	Opponent		Score				
7	A	La.-Lafayette		3	11	26	N	Hofstra		2	3	65	A	Texas St.		3	4			
8	N	Alabama		0	4	27	H	Baylor		5	8	69	H	Northwestern St.		5	9			
17	N	Oklahoma		0	3	30	N	South Ala.		1	5	69	H	Northwestern St.		1	6			
						32	H	Utah		1	5	79	A	UTSA		2	1			
						32	H	Utah		1	2	85	H	Drake		6	1			
						32	H	Utah		0	1	96	H	Texas Tech		5	0			
												96	N	Texas Tech		5	4			
														109 N FIU		3	2			
														116 H Missouri St.		3	2			
														116 H Missouri St.		3	1			
														118 N FGCU		6	4			
														119 A Houston		3	1			
														153 N DePaul		13	3			
														157 A Nicholls St.		6	4			
														157 A Nicholls St.		7	9			
														157 A Nicholls St.		0	2			
														181 N UNI		4	1			
														195 A A&M-Corpus Christi		5	0			
														195 A A&M-Corpus Christi		3	0			
														195 A A&M-Corpus Christi		6	1			
														198 N Stephen F. Austin		6	7			
														202 H Sam Houston St.		14	5			
														202 H Sam Houston St.		3	0			
														202 H Sam Houston St.		7	2			
														213 N Southern Miss.		2	0			
														223 H Memphis		2	3			
														226 N Holy Cross		5	1			
														228 N Massachusetts		5	3			
														254 A Abilene Christian		13	6			
														254 A Abilene Christian		8	0			
														254 A Abilene Christian		2	8			
														263 H Houston Baptist		7	0			
														263 H Houston Baptist		10	0			
														263 H Houston Baptist		9	1			
LAST 10 GAMES						LAST 10 GAMES						LAST 10 GAMES								
						69	H	Northwestern St.		1	6	157	A	Nicholls St.		0	2			
						69	H	Northwestern St.		5	9	254	A	Abilene Christian		13	6			
						27	H	Baylor		5	8	254	A	Abilene Christian		8	0			
						157	A	Nicholls St.		7	9	254	A	Abilene Christian		2	8			
						157	A	Nicholls St.		6	4	65	A	Texas St.		3	4			

Non-Div. I Games:

McNeese St.

Average RPI Win: 134		WON-LOST	WINNING	LAST 10	STRENGTH OF		OPP. STRENGTH	TEAM	ADJ	CONF.	ADJ CONF.
Average RPI Loss: 85		RECORD	PCT. RANK	GAMES	SCHEDULE		OF SCHEDULE	RPI	RPI	RPI	RPI
DIV. I ONLY		21-20-0	.5122	132	5-5-0		92	53	97	.52488	93
DIV. I NON-CONF.		17-12-0	.58621	98	2-0-0		36	60	57	.56269	57
TOTALS		RPI 1-25	RPI 26-50		W-L RECORDS		RPI 51-100		RPI 101-150		RPI 150+
21-20-0		1-7-0	0-4-0		OVERALL		4-0-0		9-4-0		7-5-0
5-6-0		0-0-0	0-3-0		HOME		1-0-0		2-0-0		2-3-0
7-9-0		1-3-0	0-1-0		AWAY		0-0-0		5-3-0		1-0-0
9-5-0		0-3-0	0-0-0		NEUTRAL		3-0-0		2-1-0		4-1-0
17-12-0		1-7-0	0-1-0		NON-CONFERENCE		4-0-0		5-2-0		7-2-0
5-0-0		0-0-0	0-0-0		HOME		1-0-0		2-0-0		2-0-0
3-7-0		1-4-0	0-0-		AWAY		0-0-0		1-1-0		1-1-0
9-5-0		0-3-0	0-0-0		NEUTRAL		3-0-0		2-1-0		4-1-0
4-8-0		0-0-0	0-3-0		CONFERENCE		0-0-0		4-2-0		0-3-0
0-6-0		0-0-0	0-3-0		HOME		0-0-0		0-0-0		0-3-0
4-2-0		0-0-0	0-0-0		AWAY		0-0-0		4-2-0		0-0-0
0-0-0		0-0-0	0-0-0		NEUTRAL		0-0-0		0-0-0		0-0-0
RPI S	Opponent	Score	RPI S	Opponent	Score	RPI S	Opponent	Score	RPI S	Opponent	Score
9 N	Missouri	7 11	31 H	Northwestern	0 10	61 H	Pittsburgh	3 1	105 N	Grand Canyon	1 4
20 N	James Madison	1 2	31 H	Northwestern	4 5	74 N	Arkansas	6 4	116 N	Missouri St.	6 1
22 N	Kansas	0 8	31 H	Northwestern	5 13	82 N	Fordham	6 1	116 N	Missouri St.	4 3
23 A	Mississippi St.	5 10	38 A	Fla. Atlantic	0 7	91 N	Georgia Tech	3 2	139 H	Bucknell	9 8
23 A	Mississippi St.	2 10							139 H	Bucknell	13 1
23 A	Mississippi St.	3 9							143 A	Wisconsin	13 14
25 A	Texas A&M	0 8							143 A	Wisconsin	11 8
25 A	Texas A&M	4 3							143 A	Wisconsin	15 5
									149 A	Michigan St.	6 8
									149 A	Michigan St.	7 4
									149 A	Michigan St.	11 10
									150 A	Pacific	2 1
									150 A	Pacific	1 2
									156 H	Indiana	4 5
									156 H	Indiana	4 7
									156 H	Indiana	3 9
									158 N	Loyola Marymount	4 0
									158 N	Loyola Marymount	1 0
									164 A	Sacramento St.	1 6
									164 A	Sacramento St.	9 1
									169 N	Western Ill.	6 2
									193 H	Robert Morris	2 0
									193 H	Robert Morris	9 1
									203 N	LIU Brooklyn	9 1
									246 N	Eastern Mich.	1 2
			LAST 10 GAMES								
			156 H	Indiana	4 7	143 A	Wisconsin	13 14			
			156 H	Indiana	4 5	139 H	Bucknell	9 8			
			156 H	Indiana	3 9	139 H	Bucknell	13 1			
			143 A	Wisconsin	15 5	149 A	Michigan St.	6 8			
			143 A	Wisconsin	11 8	149 A	Michigan St.	7 4			

Non-Div. I Games:

Penn St.



Average RPI Win:	143	WON-LOST RECORD	WINNING PCT. RANK	LAST 10 GAMES	STRENGTH OF SCHEDULE	OPP. STRENGTH OF SCHEDULE	TEAM RPI	ADJ RPI	CONF. RPI	ADJ CONF. RPI		
DIV. I ONLY		25-19-0	.56818	102	9-1-0	133	88	100	.52344	95	16	16
DIV. I NON-CONF.		18-11-0	.62069	86	3-0-0	107	71	67	.549	66	14	14
<hr/>												
TOTALS	RPI 1-25	RPI 26-50		W-L RECORDS		RPI 51-100		RPI 101-150		RPI 150+		
25-19-0	0-2-0	1-4-0		OVERALL		8-4-0		2-1-0		14-8-0		
11-5-0	0-1-0	0-0-0		HOME		7-2-0		0-0-0		4-2-0		
5-7-0	0-0-0	1-2-0		AWAY		0-1-0		1-0-0		3-4-0		
9-7-0	0-1-0	0-2-0		NEUTRAL		1-1-0		1-1-0		7-2-0		
18-11-0	0-2-0	1-4-0		NON-CONFERENCE		4-2-0		2-1-0		11-2-0		
6-1-0	0-1-0	0-0-0		HOME		3-0-0		0-0-0		3-0-0		
3-3-0	0-0-0	1-0-		AWAY		0-1-0		1-0-0		1-0-0		
9-7-0	0-1-0	0-2-0		NEUTRAL		1-1-0		1-1-0		7-2-0		
7-8-0	0-0-0	0-0-0		CONFERENCE		4-2-0		0-0-0		3-6-0		
5-4-0	0-0-0	0-0-0		HOME		4-2-0		0-0-0		1-2-0		
2-4-0	0-0-0	0-0-0		AWAY		0-0-0		0-0-0		2-4-0		
0-0-0	0-0-0	0-0-0		NEUTRAL		0-0-0		0-0-0		0-0-0		
<hr/>												
RPI	S	Opponent	Score	RPI	S	Opponent	Score	RPI	S	Opponent	Score	
10	N	UCLA	0 11	27	A	Baylor	4 7	54	H	Nebraska	7 1	
17	H	Oklahoma	2 8	28	A	Texas	6 4	54	H	Nebraska	10 4	
				28	A	Texas	4 10	65	N	Texas St.	3 4	
				45	N	UAB	2 5	72	N	Stanford	6 4	
				49	N	Cal St. Fullerton	0 10	80	A	Tulsa	6 9	
								80	H	Tulsa	7 2	
								85	H	Drake	4 3	
								85	H	Drake	5 6	
								85	H	Drake	1 4	
								99	H	Illinois St.	12 4	
								99	H	Illinois St.	7 5	
								99	H	Illinois St.	5 1	
								</				

**Non-Div. I Games:**

Wichita St.

Average RPI Win: 145		WON-LOST	WINNING	LAST 10	STRENGTH OF		OPP. STRENGTH	TEAM	ADJ		CONF.	ADJ CONF.					
Average RPI Loss: 83		RECORD	PCT. RANK	GAMES	SCHEDULE		OF SCHEDULE	RPI	RPI		RPI	RPI					
DIV. I ONLY		18-24-0	.42857	179	2-8-0		37	117	93	.52341	96	3	3				
DIV. I NON-CONF.		16-17-0	.48485	135	0-1-0		118	174	129	.50021	129	3	3				
<hr/>																	
TOTALS		RPI 1-25		RPI 26-50		W-L RECORDS		RPI 51-100		RPI 101-150		RPI 150+					
18-24-0		2-6-0		0-3-0		OVERALL		5-8-0		2-2-0		9-5-0					
8-7-0		2-4-0		0-0-0		HOME		1-1-0		1-0-0		4-2-0					
4-10-0		0-2-0		0-3-0		AWAY		2-3-0		1-0-0		1-2-0					
6-7-0		0-0-0		0-0-0		NEUTRAL		2-4-0		0-2-0		4-1-0					
16-17-0		0-2-0		0-0-0		NON-CONFERENCE		5-8-0		2-2-0		9-5-0					
6-3-0		0-0-0		0-0-0		HOME		1-1-0		1-0-0		4-2-0					
4-7-0		0-2-0		0-0-		AWAY		2-3-0		1-0-0		1-2-0					
6-7-0		0-0-0		0-0-0		NEUTRAL		2-4-0		0-2-0		4-1-0					
2-7-0		2-4-0		0-3-0		CONFERENCE		0-0-0		0-0-0		0-0-0					
2-4-0		2-4-0		0-0-0		HOME		0-0-0		0-0-0		0-0-0					
0-3-0		0-0-0		0-3-0		AWAY		0-0-0		0-0-0		0-0-0					
0-0-0		0-0-0		0-0-0		NEUTRAL		0-0-0		0-0-0		0-0-0					
RPI	S	Opponent		Score		RPI	S	Opponent		Score		RPI	S	Opponent		Score	
17	H	Oklahoma		5 13		27	A	Baylor		0 3		54	N	Nebraska		3 11	
17	H	Oklahoma		6 21		27	A	Baylor		5 6		56	A	New Mexico St.		5 3	
17	H	Oklahoma		1 9		27	A	Baylor		0 5		65	A	Texas St.		0 3	
22	H	Kansas		5 4								65	A	Texas St.		0 2	
22	H	Kansas		9 11								65	A	Texas St.		5 2	
22	H	Kansas		8 7								79	N	UTSA		9 5	
24	A	Washington		1 7								79	N	UTSA		7 13	
24	A	Washington		5 8								79	N	UTSA		7 2	
												80	H	Tulsa		1 11	
												80	H	Tulsa		10 2	
												85	N	Drake		0 12	
												92	A	McNeese St.		0 5	
												92	N	McNeese St.		4 5	

Non-Div. I Games:

Texas Tech



Average RPI Win: 184		WON-LOST	WINNING	LAST 10	STRENGTH OF		OPP. STRENGTH	TEAM	ADJ	CONF.	ADJ CONF.
Average RPI Loss: 62		RECORD	PCT. RANK	GAMES	SCHEDULE		OF SCHEDULE	RPI	RPI	RPI	RPI
DIV. I ONLY		21-19-0	.525	124	7-3-0		90	83	94	.52307	97
DIV. I NON-CONF.		14-17-0	.45161	152	2-1-0		52	55	102	.52178	100
TOTALS		RPI 1-25	RPI 26-50		W-L RECORDS		RPI 51-100		RPI 101-150		RPI 150+
21-19-0		0-2-0	0-9-0		OVERALL		3-4-0		4-2-0		14-2-0
4-4-0		0-0-0	0-3-0		HOME		0-1-0		2-0-0		2-0-0
7-6-0		0-2-0	0-1-0		AWAY		1-2-0		0-0-0		6-1-0
10-9-0		0-0-0	0-5-0		NEUTRAL		2-1-0		2-2-0		6-1-0
14-17-0		0-2-0	0-9-0		NON-CONFERENCE		3-3-0		4-2-0		7-1-0
4-3-0		0-0-0	0-3-0		HOME		0-0-0		2-0-0		2-0-0
2-5-0		0-2-0	0-0-		AWAY		1-2-0		0-0-0		1-0-0
8-9-0		0-0-0	0-5-0		NEUTRAL		2-1-0		2-2-0		4-1-0
7-2-0		0-0-0	0-0-0		CONFERENCE		0-1-0		0-0-0		7-1-0
0-1-0		0-0-0	0-0-0		HOME		0-1-0		0-0-0		0-0-0
5-1-0		0-0-0	0-0-0		AWAY		0-0-0		0-0-0		5-1-0
2-0-0		0-0-0	0-0-0		NEUTRAL		0-0-0		0-0-0		2-0-0
RPI S	Opponent	Score	RPI S	Opponent	Score	RPI S	Opponent	Score	RPI S	Opponent	Score
2 A	LSU	3 7	29 H	Western Ky.	2 4	51 A	Louisville	0 8	110 N	Jacksonville	5 6
3 A	Auburn	1 12	29 H	Western Ky.	2 6	60 A	Purdue	9 10	133 N	IUPUI	5 4
			29 H	Western Ky.	3 5	62 H	Kent St.	3 7	140 N	Winthrop	1 10
			30 A	South Ala.	6 14	69 N	Northwestern St.	9 8	145 H	Eastern Ill.	7 2
			31 N	Northwestern	0 13	69 N	Northwestern St.	10 11	145 H	Eastern Ill.	4 3
			38 N	Fla. Atlantic	3 9	81 A	Lipscomb	14 2	145 N	Eastern Ill.	4 3
			43 N	Georgia St.	4 10	87 N	Mercer	9 1	159 N	Indiana St.	5 6
			44 N	Chattanooga	2 6				173 A	Central Mich.	9 5
			44 N	Chattanooga	9 10				173 A	Central Mich.	14 7
									182 N	South Dakota	11 8
									198 N	Stephen F. Austin	3 1
									202 N	Sam Houston St.	8 0
									206 A	Toledo	7 8
									206 A	Toledo	1 0
									208 A	Southeastern La.	8 1
									209 A	Bowling Green	5 0
									209 A	Bowling Green	9 0
									239 N	Buffalo	12 4
									239 N	Buffalo	7 6
									269 H	IPFW	19 4
									269 H	IPFW	8 2
									282 N	Detroit	12 1
			LAST 10 GAMES								
			209 A	Bowling Green	9 0	145 H	Eastern Ill.	7 2			
			209 A	Bowling Green	5 0	239 N	Buffalo	7 6			
			206 A	Toledo	1 0	239 N	Buffalo	12 4			
			206 A	Toledo	7 8	62 H	Kent St.	3 7			
			145 H	Eastern Ill.	4 3	60 A	Purdue	9 10			

Non-Div. I Games:

Ball St.

Average RPI Win:		190	WON-LOST RECORD		WINNING PCT. RANK		LAST 10 GAMES		STRENGTH OF SCHEDULE		OPP. STRENGTH OF SCHEDULE		TEAM RPI		ADJ RPI		CONF. RPI		ADJ CONF. RPI	
DIV. I ONLY			25-14-0		.64103 67		8-2-0		186		141		95		.52186 98		22		22	
DIV. I NON-CONF.			13-9-0		.59091 96		0-2-0		136		127		94		.52528 96		22		22	
TOTALS		RPI 1-25		RPI 26-50		W-L RECORDS		RPI 51-100		RPI 101-150		RPI 150+								
25-14-0		0-3-0		1-4-0		OVERALL		0-1-0		6-5-0		18-1-0								
10-2-0		0-2-0		0-0-0		HOME		0-0-0		2-0-0		8-0-0								
4-9-0		0-1-0		1-4-0		AWAY		0-1-0		2-2-0		1-1-0								
11-3-0		0-0-0		0-0-0		NEUTRAL		0-0-0		2-3-0		9-0-0								
13-9-0		0-3-0		0-2-0		NON-CONFERENCE		0-1-0		3-3-0		10-0-0								
1-2-0		0-2-0		0-0-0		HOME		0-0-0		0-0-0		1-0-0								
1-4-0		0-1-0		0-0-		AWAY		0-1-0		1-0-0		0-0-0								
11-3-0		0-0-0		0-0-0		NEUTRAL		0-0-0		2-3-0		9-0-0								
12-5-0		0-0-0		1-2-0		CONFERENCE		0-0-0		3-2-0		8-1-0								
9-0-0		0-0-0		0-0-0		HOME		0-0-0		2-0-0		7-0-0								
3-5-0		0-0-0		1-2-0		AWAY		0-0-0		1-2-0		1-1-0								
0-0-0		0-0-0		0-0-0		NEUTRAL		0-0-0		0-0-0		0-0-0								
RPI	S	Opponent		Score		RPI	S	Opponent		Score		RPI	S	Opponent		Score				
13	H	Kentucky		2	5	29	A	Western Ky.		5	6	100	A	Samford		5	6			
13	H	Kentucky		0	1	29	A	Western Ky.		1	5			104 N Illinois		5	3			
19	A	Georgia		0	8	42	A	SIUE		4	6			111 N Boston College		6	9			
						42	A	SIUE		4	5			117 A Coastal Caro.		7	4			
						42	A	SIUE		7	2			136 H Eastern Ky.		5	4			
														136 H Eastern Ky.		3	1			
														139 N Bucknell		3	4			
														140 N Winthrop		8	4			
														140 N Winthrop		6	8			
														145 A Eastern Ill.		6	7			
														145 A Eastern Ill.		4	0			
														145 A Eastern Ill.		1	3			
														154 H Southern Ill.		6	4			
														157 N Nicholls St.		4	3			
														157 N Nicholls St.		11	3			
														187 N Bradley		7	1			
														196 N Wright St.		12	3			
														196 N Wright St.		3	0			
														214 N Sacred Heart		2	1			
														215 H Southeast Mo. St.		4	3			
														215 H Southeast Mo. St.		6	5			
														215 H Southeast Mo. St.		2	1			
								LAST 10 GAMES						219 H Morehead St.		8	0			
								215 H Southeast Mo. St.		2	1			219 H Morehead St.		6	0			
								215 H Southeast Mo. St.		4	3			219 H Morehead St.		6	0			
								215 H Southeast Mo. St.		6	5			237 N Gardner-Webb		16	0			
								29 A Western Ky.		1	5			257 A Belmont		3	7			
								29 A Western Ky.		5	6			257 A Belmont		9	0			
								145 A Eastern Ill.		4	0			260 H Tennessee St.		10	1			

Non-Div. I Games:

Murray St.

RPI	S	Opponent	Score	
260	H	Tennessee St.	9	1
283	N	Coppin St.	8	0
291	N	Alabama A&M	12	0

Murray St.

M  
u  
r  
r  
a  
y  
S  
t  
.

M  
u  
r  
r  
a  
y  
S  
t  
.

Average RPI Win: 167		WON-LOST	WINNING	LAST 10	STRENGTH OF		OPP. STRENGTH	TEAM	ADJ	CONF.	ADJ CONF.
Average RPI Loss: 64		RECORD	PCT. RANK	GAMES	SCHEDULE		OF SCHEDULE	RPI	RPI	RPI	RPI
DIV. I ONLY		18-24-0	.42857	179	4-6-0		55	54	103	.52135	99
DIV. I NON-CONF.		9-18-0	.33333	203	0-2-0		4	11	71	.54538	71
TOTALS		RPI 1-25	RPI 26-50		W-L RECORDS		RPI 51-100		RPI 101-150		RPI 150+
18-24-0		0-12-0	0-1-0		OVERALL		3-5-0		2-2-0		13-4-0
4-3-0		0-0-0	0-0-0		HOME		0-0-0		0-1-0		4-2-0
6-14-0		0-6-0	0-1-0		AWAY		1-4-0		0-1-0		5-2-0
8-7-0		0-6-0	0-0-0		NEUTRAL		2-1-0		2-0-0		4-0-0
9-18-0		0-12-0	0-1-0		NON-CONFERENCE		3-2-0		2-2-0		4-1-0
0-1-0		0-0-0	0-0-0		HOME		0-0-0		0-1-0		0-0-0
1-10-0		0-6-0	0-0-		AWAY		1-1-0		0-1-0		0-1-0
8-7-0		0-6-0	0-0-0		NEUTRAL		2-1-0		2-0-0		4-0-0
9-6-0		0-0-0	0-0-0		CONFERENCE		0-3-0		0-0-0		9-3-0
4-2-0		0-0-0	0-0-0		HOME		0-0-0		0-0-0		4-2-0
5-4-0		0-0-0	0-0-0		AWAY		0-3-0		0-0-0		5-1-0
0-0-0		0-0-0	0-0-0		NEUTRAL		0-0-0		0-0-0		0-0-0
RPI S	Opponent	Score	RPI S	Opponent	Score	RPI S	Opponent	Score	RPI S	Opponent	Score
1 A	Florida	1 4	48 A	South Fla.	0 7	51 A	Louisville	4 3	102 N	North Texas	10 4
1 N	Florida	0 8				51 A	Louisville	2 10	104 A	Illinois	4 5
4 N	Michigan	1 4				79 N	UTSA	2 7	110 N	Jacksonville	8 7
12 A	Tennessee	3 19				79 N	UTSA	7 0	138 H	Northern Ill.	3 6
12 A	Tennessee	0 6				87 N	Mercer	1 0	153 A	DePaul	6 7
14 A	Arizona St.	4 9				95 A	Wichita St.	1 5	154 H	Southern Ill.	2 4
17 N	Oklahoma	2 7				95 A	Wichita St.	5 7	154 H	Southern Ill.	8 0
22 N	Kansas	2 10				95 A	Wichita St.	4 12	154 H	Southern Ill.	10 2
22 N	Kansas	2 4							159 A	Indiana St.	5 8
24 N	Washington	1 9							159 A	Indiana St.	10 9
25 A	Texas A&M	3 7							159 A	Indiana St.	6 1
25 A	Texas A&M	1 16							168 N	Liberty	3 2
									181 H	UNI	4 6
									181 H	UNI	5 3
									181 H	UNI	11 6
									225 N	Boston U.	6 5
									225 N	Boston U.	4 1
									243 A	Evansville	14 5
									243 A	Evansville	9 1
									243 A	Evansville	11 5
									248 N	Hampton	5 1
LAST 10 GAMES											
						95 A	Wichita St.	1 5	154 H	Southern Ill.	8 0
						95 A	Wichita St.	5 7	154 H	Southern Ill.	10 2
						95 A	Wichita St.	4 12	104 A	Illinois	4 5
						153 A	DePaul	6 7	243 A	Evansville	11 5
						154 H	Southern Ill.	2 4	243 A	Evansville	14 5

Non-Div. I Games:

Illinois St.



RPI	S	Opponent	Score	
263	H	Houston Baptist	4	3
264	H	Valparaiso	12	1
264	H	Valparaiso	6	5
277	A	Alabama St.	6	1
277	H	Alabama St.	10	4

Samford

S  
a  
m  
f  
o  
r  
d

S  
a  
m  
f  
o  
r  
d

Average RPI Win:	175	WON-LOST	WINNING	LAST 10		STRENGTH OF	OPP. STRENGTH	TEAM	ADJ	CONF.	ADJ CONF.			
Average RPI Loss:	89	RECORD	PCT. RANK	GAMES		SCHEDULE	OF SCHEDULE	RPI	RPI	RPI	RPI			
DIV. I ONLY		25-23-0	.52083	128	4-6-0	84	139	102	.52024	101	12	13		
DIV. I NON-CONF.		18-15-0	.54545	111	0-3-0	85	155	93	.5265	95	13	13		
<hr/>														
TOTALS	RPI 1-25	RPI 26-50		W-L RECORDS		RPI 51-100		RPI 101-150		RPI 150+				
25-23-0	1-2-0	1-8-0		OVERALL		3-6-0		6-3-0		14-4-0				
14-9-0	1-1-0	0-1-0		HOME		1-3-0		4-3-0		8-1-0				
3-9-0	0-1-0	0-6-0		AWAY		2-2-0		1-0-0		0-0-0				
8-5-0	0-0-0	1-1-0		NEUTRAL		0-1-0		1-0-0		6-3-0				
18-15-0	1-2-0	1-5-0		NON-CONFERENCE		1-2-0		4-2-0		11-4-0				
8-6-0	1-1-0	0-1-0		HOME		0-1-0		2-2-0		5-1-0				
2-4-0	0-1-0	0-0-		AWAY		1-0-0		1-0-0		0-0-0				
8-5-0	0-0-0	1-1-0		NEUTRAL		0-1-0		1-0-0		6-3-0				
7-8-0	0-0-0	0-3-0		CONFERENCE		2-4-0		2-1-0		3-0-0				
6-3-0	0-0-0	0-0-0		HOME		1-2-0		2-1-0		3-0-0				
1-5-0	0-0-0	0-3-0		AWAY		1-2-0		0-0-0		0-0-0				
0-0-0	0-0-0	0-0-0		NEUTRAL		0-0-0		0-0-0		0-0-0				
<hr/>														
RPI	S	Opponent	Score		RPI	S	Opponent	Score		RPI	S	Opponent	Score	
1	A	Florida	1	2	29	N	Western Ky.	7	2	58	A	Troy	3	0
20	H	James Madison	1	0	33	A	South Carolina	2	5	67	H	Kennesaw St.	3	5
22	H	Kansas	0	1	33	A	South Carolina	0	8	67	H	Kennesaw St.	3	5
					35	H	Virginia Tech	4	7	67	H	Kennesaw St.	3	2
					38	A	Fla. Atlantic	4	8	68	N	Dayton	2	3
					39	A	USC Upstate	0	7	81	A	Lipscomb	7	6
					39	A	USC Upstate	1	9	81	A	Lipscomb	1	6
					39	A	USC Upstate	4	15	81	A	Lipscomb	1	2
					42	N	SIUE	3	4	89	H	Jacksonville St.	5	6

**Non-Div. I Games:**

North Florida

Average RPI Win: 153		WON-LOST	WINNING	LAST 10	STRENGTH OF		OPP. STRENGTH	TEAM	ADJ	CONF.	ADJ CONF.				
Average RPI Loss: 70		RECORD	PCT. RANK	GAMES	SCHEDULE		OF SCHEDULE	RPI	RPI	RPI	RPI				
DIV. I ONLY		16-23-0	.41026	185	2-8-0		39	80	101	.51982	102	9	9		
DIV. I NON-CONF.		8-14-0	.36364	192	0-2-0		91	59	150	.48605	151	8	8		
TOTALS		RPI 1-25	RPI 26-50		W-L RECORDS		RPI 51-100		RPI 101-150		RPI 150+				
16-23-0		0-5-0	1-9-0		OVERALL		3-3-0		5-3-0		7-3-0				
8-10-0		0-0-0	0-4-0		HOME		3-1-0		0-2-0		5-3-0				
4-8-0		0-2-0	1-5-0		AWAY		0-0-0		3-1-0		0-0-0				
4-5-0		0-3-0	0-0-0		NEUTRAL		0-2-0		2-0-0		2-0-0				
8-14-0		0-5-0	1-1-0		NON-CONFERENCE		1-2-0		2-3-0		4-3-0				
3-6-0		0-0-0	0-1-0		HOME		1-0-0		0-2-0		2-3-0				
1-3-0		0-2-0	1-0-		AWAY		0-0-0		0-1-0		0-0-0				
4-5-0		0-3-0	0-0-0		NEUTRAL		0-2-0		2-0-0		2-0-0				
8-9-0		0-0-0	0-8-0		CONFERENCE		2-1-0		3-0-0		3-0-0				
5-4-0		0-0-0	0-3-0		HOME		2-1-0		0-0-0		3-0-0				
3-5-0		0-0-0	0-5-0		AWAY		0-0-0		3-0-0		0-0-0				
0-0-0		0-0-0	0-0-0		NEUTRAL		0-0-0		0-0-0		0-0-0				
RPI	S	Opponent	Score	RPI	S	Opponent	Score	RPI	S	Opponent	Score	RPI	S	Opponent	Score
5	N	Oregon	0 9	27	A	Baylor	1 0	79	H	UTSA	3 5	109	A	FIU	4 0
14	A	Arizona St.	2 10	27	H	Baylor	5 8	79	H	UTSA	3 2	109	A	FIU	5 4
24	N	Washington	2 5	29	H	Western Ky.	0 4	79	H	UTSA	5 2	109	A	FIU	6 4
24	N	Washington	5 11	29	H	Western Ky.	8 14	80	H	Tulsa	4 2	119	H	Houston	2 15
25	A	Texas A&M	9 13	29	H	Western Ky.	0 4	80	N	Tulsa	3 6	119	H	Houston	1 4
				40	A	Marshall	8 16	99	N	Illinois St.	4 10	121	A	Texas-Arlington	1 5
				40	A	Marshall	0 1					124	N	Oklahoma St.	5 3
				45	A	UAB	1 6					124	N	Oklahoma St.	4 0
				45	A	UAB	2 5					175	H	Seton Hall	1 2
				45	A	UAB	4 5					175	H	Seton Hall	6 17
												213	H	Southern Miss.	8 0
												213	H	Southern Miss.	4 2
												213	H	Southern Miss.	12 8
												225	N	Boston U.	14 4
												227	H	Boise St.	14 4
												227	H	Boise St.	3 10
												254	N	Abilene Christian	3 2
												267	H	Texas Southern	10 6
LAST 10 GAMES															
				79	H	UTSA	5 2	40	A	Marshall	0 1				
				79	H	UTSA	3 5	121	A	Texas-Arlington	1 5				
				79	H	UTSA	3 2	29	H	Western Ky.	0 4				
				25	A	Texas A&M	9 13	29	H	Western Ky.	8 14				
				40	A	Marshall	8 16	29	H	Western Ky.	0 4				

Non-Div. I Games:

North Texas



Average RPI Win:		196	WON-LOST RECORD		WINNING PCT. RANK		LAST 10 GAMES		STRENGTH OF SCHEDULE		OPP. STRENGTH OF SCHEDULE		TEAM RPI		ADJ RPI		CONF. RPI		ADJ CONF. RPI				
DIV. I ONLY			24-15-0		.61538 78		4-6-0		161		140		99		.51847 103		23		23				
DIV. I NON-CONF.			8-11-0		.42105 170		0-3-0		64		54		114		.50679 119		23		23				
TOTALS		RPI 1-25		RPI 26-50		W-L RECORDS		RPI 51-100		RPI 101-150		RPI 150+											
24-15-0		0-4-0		1-2-0		OVERALL		2-3-0		0-3-0		21-3-0											
13-2-0		0-0-0		0-0-0		HOME		1-0-0		0-0-0		12-2-0											
4-9-0		0-3-0		0-0-0		AWAY		1-3-0		0-3-0		3-0-0											
7-4-0		0-1-0		1-2-0		NEUTRAL		0-0-0		0-0-0		6-1-0											
8-11-0		0-4-0		1-2-0		NON-CONFERENCE		1-1-0		0-3-0		6-1-0											
3-0-0		0-0-0		0-0-0		HOME		1-0-0		0-0-0		2-0-0											
0-7-0		0-3-0		0-0-		AWAY		0-1-0		0-3-0		0-0-0											
5-4-0		0-1-0		1-2-0		NEUTRAL		0-0-0		0-0-0		4-1-0											
16-4-0		0-0-0		0-0-0		CONFERENCE		1-2-0		0-0-0		15-2-0											
10-2-0		0-0-0		0-0-0		HOME		0-0-0		0-0-0		10-2-0											
4-2-0		0-0-0		0-0-0		AWAY		1-2-0		0-0-0		3-0-0											
2-0-0		0-0-0		0-0-0		NEUTRAL		0-0-0		0-0-0		2-0-0											
RPI	S	Opponent		Score		RPI	S	Opponent		Score		RPI	S	Opponent		Score		RPI	S	Opponent		Score	
2	A	LSU		0	8	26	N	Hofstra		3	2	69	A	Northwestern St.		1	0	121	A	Texas-Arlington		0	8
7	A	La.-Lafayette		0	8	26	N	Hofstra		0	8	69	A	Northwestern St.		0	2	121	A	Texas-Arlington		1	2
17	A	Oklahoma		6	12	34	N	North Carolina St.		0	7	69	A	Northwestern St.		7	9	124	A	Oklahoma St.		0	4
18	N	Notre Dame		1	4							73	A	La.-Monroe		0	4	151	H	Delaware		7	2
												73	H	La.-Monroe		8	0	157	H	Nicholls St.		11	4
																		157	H	Nicholls St.		5	6
																		157	H	Nicholls St.		4	3
																		160	N	East Carolina		2	1
																		195	H	A&M-Corpus Christi		8	0
																		195	H	A&M-Corpus Christi		12	3
																		195	H	A&M-Corpus Christi		8	7
																		198	H	Stephen F. Austin		5	3
																		198	H	Stephen F. Austin		9	2
																		198	H	Stephen F. Austin		13	6
																		208	H	Southeastern La.		8	1
																		208	H	Southeastern La.		0	2
																		208	H	Southeastern La.		10	7
																		212	N	Radford		6	1
																		214	N	Sacred Heart		1	3
																		254	A	Abilene Christian		5	4
																		254	A	Abilene Christian		7	6
																		254	A	Abilene Christian		6	4
																		259	N	Mississippi Val.		11	2
																		260	N	Tennessee St.		7	0
																		272	N	Incarnate Word		13	2
																		272	N	Incarnate Word		9	0
																		288	H	Ark.-Pine Bluff		11	2
LAST 10 GAMES																							
																		69	A	Northwestern St.		7	9
																		69	A	Northwestern St.		0	2
																		69	A	Northwestern St.		1	0
																		17	A	Oklahoma		6	12
																		157	H	Nicholls St.		11	4

Non-Div. I Games: Lyon 8 0 Lyon 8 0

Central Ark.

Average RPI Win: 132		WON-LOST	WINNING	LAST 10	STRENGTH OF		OPP. STRENGTH	TEAM	ADJ		CONF.	ADJ CONF.
Average RPI Loss: 78		RECORD	PCT. RANK	GAMES	SCHEDULE		OF SCHEDULE	RPI	RPI		RPI	RPI
DIV. I ONLY		18-21-0	.46154	163	9-1-0		78	45	107		.51806	104
DIV. I NON-CONF.		10-17-0	.37037	188	2-0-0		72	56	136		.49694	131
TOTALS		RPI 1-25	RPI 26-50		W-L RECORDS		RPI 51-100		RPI 101-150		RPI 150+	
18-21-0		1-9-0	0-2-0		OVERALL		4-2-0		6-5-0		7-3-0	
5-4-0		0-3-0	0-1-0		HOME		1-0-0		0-0-0		4-0-0	
7-8-0		1-5-0	0-1-0		AWAY		3-0-0		3-2-0		0-0-0	
6-9-0		0-1-0	0-0-0		NEUTRAL		0-2-0		3-3-0		3-3-0	
10-17-0		1-6-0	0-2-0		NON-CONFERENCE		1-2-0		4-4-0		4-3-0	
2-1-0		0-0-0	0-1-0		HOME		1-0-0		0-0-0		1-0-0	
2-7-0		1-5-0	0-0-		AWAY		0-0-0		1-1-0		0-0-0	
6-9-0		0-1-0	0-0-0		NEUTRAL		0-2-0		3-3-0		3-3-0	
8-4-0		0-3-0	0-0-0		CONFERENCE		3-0-0		2-1-0		3-0-0	
3-3-0		0-3-0	0-0-0		HOME		0-0-0		0-0-0		3-0-0	
5-1-0		0-0-0	0-0-0		AWAY		3-0-0		2-1-0		0-0-0	
0-0-0		0-0-0	0-0-0		NEUTRAL		0-0-0		0-0-0		0-0-0	
RPI S	Opponent	Score	RPI S	Opponent	Score	RPI S	Opponent	Score	RPI S	Opponent	Score	
9 N	Missouri	5 17	47 H	North Dakota St.	0 3	76 N	Louisiana Tech	2 3	108 A	Iowa	12 7	
10 A	UCLA	0 14	48 A	South Fla.	2 5	94 A	Maryland	5 4	108 A	Iowa	15 7	
10 A	UCLA	2 9				94 A	Maryland	7 3	108 A	Iowa	7 15	
16 H	Minnesota	2 3				94 A	Maryland	14 8	119 A	Houston	2 12	
16 H	Minnesota	2 14				98 N	Murray St.	3 5	119 A	Houston	10 7	
16 H	Minnesota	1 11				99 H	Illinois St.	5 4	130 N	New Mexico	12 4	
19 A	Georgia	0 5							130 N	New Mexico	4 12	
19 A	Georgia	3 11							131 N	Ga. Southern	14 10	
23 A	Mississippi St.	4 3							132 N	UC Davis	5 4	
23 A	Mississippi St.	8 9							132 N	UC Davis	1 3	
									140 N	Winthrop	1 5	
									156 H	Indiana	9 8	
									156 H	Indiana	9 6	
									156 H	Indiana	22 12	
									159 H	Indiana St.	5 3	
									160 N	East Carolina	7 6	
									174 N	Lamar	6 5	
									184 N	UT Martin	5 6	
									195 N	A&M-Corpus Christi	4 6	
									217 N	Providence	5 8	
									283 N	Coppin St.	13 0	
LAST 10 GAMES												
	94 A Maryland	5 4		108 A Iowa	15 7							
	94 A Maryland	14 8		108 A Iowa	7 15							
	94 A Maryland	7 3		99 H Illinois St.	5 4							
	159 H Indiana St.	5 3		156 H Indiana	22 12							
	108 A Iowa	12 7		156 H Indiana	9 6							

Non-Div. I Games:

Illinois



RPI	S	Opponent	Score	
258	N	North Dakota	8	0

Grand Canyon

G  
r  
a  
n  
d  
C  
a  
n  
y  
o  
n

G  
r  
a  
n  
d  
C  
a  
n  
y  
o  
n

Average RPI Win:	166	WON-LOST	WINNING	LAST 10	STRENGTH OF	OPP. STRENGTH	TEAM	ADJ	CONF.	ADJ CONF.																															
Average RPI Loss:	93	RECORD	PCT. RANK	GAMES	SCHEDULE	OF SCHEDULE	RPI	RPI	RPI	RPI																															
DIV. I ONLY	21-20-0	.5122	132	5-5-0	83	137	105	.51701	106	9	9																														
DIV. I NON-CONF.	14-12-0	.53846	116	3-1-0	213	183	140	.49049	140	8	8																														
TOTALS	RPI 1-25	RPI 26-50	W-L RECORDS	RPI 51-100	RPI 101-150	RPI 150+																																			
21-20-0	0-0-0	2-7-0	OVERALL	6-6-0	0-4-0	13-3-0																																			
11-6-0	0-0-0	2-1-0	HOME	2-1-0	0-2-0	7-2-0																																			
6-11-0	0-0-0	0-5-0	AWAY	4-4-0	0-1-0	2-1-0																																			
4-3-0	0-0-0	0-1-0	NEUTRAL	0-1-0	0-1-0	4-0-0																																			
14-12-0	0-0-0	0-3-0	NON-CONFERENCE	3-3-0	0-4-0	11-2-0																																			
7-4-0	0-0-0	0-0-0	HOME	2-1-0	0-2-0	5-1-0																																			
3-5-0	0-0-0	0-0-0	AWAY	1-1-0	0-1-0	2-1-0																																			
4-3-0	0-0-0	0-1-0	NEUTRAL	0-1-0	0-1-0	4-0-0																																			
7-8-0	0-0-0	2-4-0	CONFERENCE	3-3-0	0-0-0	2-1-0																																			
4-2-0	0-0-0	2-1-0	HOME	0-0-0	0-0-0	2-1-0																																			
3-6-0	0-0-0	0-3-0	AWAY	3-3-0	0-0-0	0-0-0																																			
0-0-0	0-0-0	0-0-0	NEUTRAL	0-0-0	0-0-0	0-0-0																																			
RPI S Opponent Score	RPI S Opponent Score	RPI S Opponent Score	RPI S Opponent Score	RPI S Opponent Score	RPI S Opponent Score	RPI S Opponent Score																																			
	28 N Texas 0 5	33 A South Carolina 3 9	37 A North Carolina 0 7	38 A Fla. Atlantic 1 3	38 A Fla. Atlantic 0 1	38 A Fla. Atlantic 0 1	40 H Marshall 8 1	40 H Marshall 5 7	40 H Marshall 4 0	62 N Kent St. 0 1	71 H Elon 3 0	76 A Louisiana Tech 2 1	76 A Louisiana Tech 1 4	76 A Louisiana Tech 9 4	79 A UTSA 2 3	79 A UTSA 2 13	79 A UTSA 2 0	83 A Furman 6 0	83 A Furman 0 1	83 H Furman 5 6	83 H Furman 6 2	125 A UNCG 2 5	142 H Western Caro. 1 5	142 H Western Caro. 3 4	147 N St. Bonaventure 6 7	166 H Middle Tenn. 7 1	166 H Middle Tenn. 3 2	166 H Middle Tenn. 2 10	179 A Appalachian St. 9 12	193 N Robert Morris 5 4	193 N Robert Morris 1 0	221 H Ohio 15 2	221 N Ohio 11 3	229 A Army 8 3	229 H Army 3 2	232 N Fairleigh Dickinson 7 6	237 H Gardner-Webb 10 2	237 H Gardner-Webb 3 4	280 H N.C. Central 11 10	280 H N.C. Central 10 0	281 A Quinnipiac 11 1
LAST 10 GAMES					38 A Fla. Atlantic 0 1	38 A Fla. Atlantic 1 3	38 A Fla. Atlantic 0 1	83 H Furman 6 2	83 H Furman 5 6	166 H Middle Tenn. 2 10	166 H Middle Tenn. 7 1	166 H Middle Tenn. 3 2	280 H N.C. Central 10 0	280 H N.C. Central 11 10																											

Non-Div. I Games:

Charlotte





FIU

FIU



RPI	S	Opponent	Score	
258	N	North Dakota	15	2
263	N	Houston Baptist	7	0

FIU

F  
I  
U

F  
I  
U

Average RPI Win: 168		WON-LOST	WINNING	LAST 10	STRENGTH OF		OPP. STRENGTH	TEAM	ADJ	CONF.	ADJ CONF.
Average RPI Loss: 94		RECORD	PCT. RANK	GAMES	SCHEDULE		OF SCHEDULE	RPI	RPI	RPI	RPI
DIV. I ONLY		23-22-0	.51111	134	5-5-0		89	129	109	.5153	110
DIV. I NON-CONF.		18-15-0	.54545	111	1-1-0		166	151	119	.50531	121
TOTALS		RPI 1-25	RPI 26-50		W-L RECORDS		RPI 51-100		RPI 101-150		RPI 150+
23-22-0		0-2-0	1-5-0		OVERALL		5-7-0		5-4-0		12-4-0
12-12-0		0-1-0	1-2-0		HOME		2-4-0		3-2-0		6-3-0
3-6-0		0-0-0	0-2-0		AWAY		1-2-0		2-2-0		0-0-0
8-4-0		0-1-0	0-1-0		NEUTRAL		2-1-0		0-0-0		6-1-0
18-15-0		0-2-0	0-3-0		NON-CONFERENCE		2-4-0		4-2-0		12-4-0
9-9-0		0-1-0	0-0-0		HOME		0-3-0		3-2-0		6-3-0
1-2-0		0-0-0	0-0-		AWAY		0-0-0		1-0-0		0-0-0
8-4-0		0-1-0	0-1-0		NEUTRAL		2-1-0		0-0-0		6-1-0
5-7-0		0-0-0	1-2-0		CONFERENCE		3-3-0		1-2-0		0-0-0
3-3-0		0-0-0	1-2-0		HOME		2-1-0		0-0-0		0-0-0
2-4-0		0-0-0	0-0-0		AWAY		1-2-0		1-2-0		0-0-0
0-0-0		0-0-0	0-0-0		NEUTRAL		0-0-0		0-0-0		0-0-0
RPI S	Opponent	Score	RPI S	Opponent	Score	RPI S	Opponent	Score	RPI S	Opponent	Score
1 H	Florida	1 16	30 A	South Ala.	4 5	67 A	Kennesaw St.	3 1	112 H	Saint Francis (PA)	4 5
1 N	Florida	0 9	39 H	USC Upstate	2 1	67 A	Kennesaw St.	8 9	113 A	Col. of Charleston	3 1
			39 H	USC Upstate	4 6	67 A	Kennesaw St.	6 7	118 A	FGCU	1 2
			39 H	USC Upstate	3 7	81 H	Lipscomb	0 1	118 A	FGCU	4 5
			44 N	Chattanooga	2 7	81 H	Lipscomb	6 4	118 A	FGCU	7 3
			48 A	South Fla.	1 9	81 H	Lipscomb	3 2	122 H	Syracuse	5 4
						90 N	Dartmouth	4 2	122 H	Syracuse	8 6
						97 N	Ball St.	6 5	131 H	Ga. Southern	8 5
						99 N	Illinois St.	7 8	131 H	Ga. Southern	0 4
						100 H	Samford	2 3	163 H	Akron	2 3
						100 H	Samford	2 10	168 N	Liberty	5 2
						100 H	Samford	0 6	186 H	Cleveland St.	1 4
									202 N	Sam Houston St.	11 3
									202 N	Sam Houston St.	9 10
									211 H	Bethune-Cookman	3 2
									211 H	Bethune-Cookman	3 6
									230 N	Loyola Chicago	5 0
									236 H	Savannah St.	10 9
									236 H	Savannah St.	12 8
									238 H	Monmouth	7 2
									238 H	Monmouth	4 1
									248 N	Hampton	8 0
									248 N	Hampton	9 1
									254 H	Abilene Christian	9 1
									292 N	South Carolina St.	3 0
			LAST 10 GAMES			81 H	Lipscomb	3 2			
			118 A	FGCU	7 3	81 H	Lipscomb	0 1			
			118 A	FGCU	4 5	81 H	Lipscomb	6 4			
			118 A	FGCU	1 2	67 A	Kennesaw St.	8 9			
			131 H	Ga. Southern	8 5	67 A	Kennesaw St.	3 1			
			131 H	Ga. Southern	0 4						

Non-Div. I Games:

Jacksonville

Average RPI Win:		175	WON-LOST RECORD		WINNING PCT. RANK		LAST 10 GAMES		STRENGTH OF SCHEDULE		OPP. STRENGTH OF SCHEDULE		TEAM RPI		ADJ RPI		CONF. RPI		ADJ CONF. RPI	
DIV. I ONLY			16-18-0		.47059 153		2-8-0		73		77		110		.51514 111		4		4	
DIV. I NON-CONF.			15-7-0		.68182 56		1-0-0		160		182		76		.53864 77		4		4	
TOTALS		RPI 1-25		RPI 26-50		W-L RECORDS		RPI 51-100		RPI 101-150		RPI 150+								
16-18-0		0-8-0		0-4-0		OVERALL		1-0-0		6-1-0		9-5-0								
0-3-0		0-3-0		0-0-0		HOME		0-0-0		0-0-0		0-0-0								
4-11-0		0-5-0		0-4-0		AWAY		0-0-0		2-0-0		2-2-0								
12-4-0		0-0-0		0-0-0		NEUTRAL		1-0-0		4-1-0		7-3-0								
15-7-0		0-2-0		0-1-0		NON-CONFERENCE		1-0-0		6-1-0		8-3-0								
0-0-0		0-0-0		0-0-0		HOME		0-0-0		0-0-0		0-0-0								
3-3-0		0-2-0		0-0-		AWAY		0-0-0		2-0-0		1-0-0								
12-4-0		0-0-0		0-0-0		NEUTRAL		1-0-0		4-1-0		7-3-0								
1-11-0		0-6-0		0-3-0		CONFERENCE		0-0-0		0-0-0		1-2-0								
0-3-0		0-3-0		0-0-0		HOME		0-0-0		0-0-0		0-0-0								
1-8-0		0-3-0		0-3-0		AWAY		0-0-0		0-0-0		1-2-0								
0-0-0		0-0-0		0-0-0		NEUTRAL		0-0-0		0-0-0		0-0-0								
RPI	S	Opponent		Score		RPI	S	Opponent		Score		RPI	S	Opponent		Score				
6	A	Florida St.		0	5	37	A	North Carolina		2	5	98	N	Murray St.		9	6			
6	A	Florida St.		1	5	37	A	North Carolina		0	1		A	Coastal Caro.		1	0			
6	A	Florida St.		1	2	37	A	North Carolina		7	15		A	Ga. Southern		6	3			
18	H	Notre Dame		2	10	37	A	North Carolina		7	15		N	Tennessee Tech		7	1			
18	H	Notre Dame		2	5	48	A	South Fla.		1	3		N	Bucknell		8	1			
18	H	Notre Dame		5	8								N	Wisconsin		3	4			
21	A	UCF		0	3								N	Binghamton		5	4			
21	A	UCF		0	4								N	Binghamton		13	11			
													N	Western Mich.		1	0			
													N	Central Mich.		0	2			
													N	George Mason		5	1			
													N	George Mason		9	5			
													N	George Mason		9	1			
													N	Campbell		4	6			
													N	Toledo		3	7			
													A	Virginia		4	7			
													A	Virginia		9	7			
													A	Virginia		1	3			
													N	Sacred Heart		4	1			
													N	Bryant		7	6			
													A	Florida A&M		13	0			
													N	Portland St.		3	0			
LAST 10 GAMES																				

Non-Div. I Games:

Boston College

Average RPI Win:	211	WON-LOST	WINNING	LAST 10	STRENGTH OF	OPP. STRENGTH	TEAM	ADJ	CONF.	ADJ CONF.	
Average RPI Loss:	137	RECORD	PCT. RANK	GAMES	SCHEDULE	OF SCHEDULE	RPI	RPI	RPI	RPI	
DIV. I ONLY	23-9-0	.71875	42	6-4-0	230	249	112	.51503	112	27	28
DIV. I NON-CONF.	18-7-0	.72	45	2-2-0	173	276	81	.53456	82	28	28
TOTALS	RPI 1-25	RPI 26-50	W-L RECORDS	RPI 51-100	RPI 101-150	RPI 150+					
23-9-0	0-1-0	0-0-0	OVERALL	2-2-0	1-2-0	20-4-0					
0-0-0	0-0-0	0-0-0	HOME	0-0-0	0-0-0	0-0-0					
10-3-0	0-0-0	0-0-0	AWAY	2-0-0	1-2-0	7-1-0					
13-6-0	0-1-0	0-0-0	NEUTRAL	0-2-0	0-0-0	13-3-0					
18-7-0	0-1-0	0-0-0	NON-CONFERENCE	2-2-0	1-2-0	15-2-0					
0-0-0	0-0-0	0-0-0	HOME	0-0-0	0-0-0	0-0-0					
7-2-0	0-0-0	0-0-	AWAY	2-0-0	1-2-0	4-0-0					
11-5-0	0-1-0	0-0-0	NEUTRAL	0-2-0	0-0-0	11-2-0					
5-2-0	0-0-0	0-0-0	CONFERENCE	0-0-0	0-0-0	5-2-0					
0-0-0	0-0-0	0-0-0	HOME	0-0-0	0-0-0	0-0-0					
3-1-0	0-0-0	0-0-0	AWAY	0-0-0	0-0-0	3-1-0					
2-1-0	0-0-0	0-0-0	NEUTRAL	0-0-0	0-0-0	2-1-0					
RPI S Opponent Score	RPI S Opponent Score	RPI S Opponent Score	RPI S Opponent Score	RPI S Opponent Score	RPI S Opponent Score	RPI S Opponent Score					
19 N Georgia 0 1				62 N Kent St. 1 6	110 A Jacksonville 5 4						
				78 N Lehigh 2 3	139 A Bucknell 1 6						
				94 A Maryland 3 2	139 A Bucknell 3 5						
				94 A Maryland 5 2	163 A Akron 4 2						
					163 A Akron 9 2						
					163 N Akron 5 1						
					165 N Villanova 3 1						
					168 A Liberty 5 4						
					170 N Saint Joseph's 5 1						
					170 N Saint Joseph's 3 1						
					176 N Presbyterian 0 8						
					176 N Presbyterian 0 3						
					214 N Sacred Heart 7 1						
					214 N Sacred Heart 6 7						
					214 N Sacred Heart 3 2						
					232 A Fairleigh Dickinson 7 9						
					232 A Fairleigh Dickinson 8 6						
					252 N Cornell 4 0						
					265 A Mt. St. Mary's 8 0						
					265 A Mt. St. Mary's 8 0						
					266 N Delaware St. 5 3						
					274 N Rider 4 1						
					278 A N.C. A&T 4 0						
					280 N N.C. Central 5 0						
					281 N Quinnipiac 13 7						
					283 N Coppin St. 16 5						
					283 N Coppin St. 17 1						
LAST 10 GAMES				163 A Akron 9 2	278 A N.C. A&T 4 0						
232 A Fairleigh Dickinson 8 6				214 N Sacred Heart 6 7	280 N N.C. Central 5 0						
232 A Fairleigh Dickinson 7 9				214 N Sacred Heart 7 1	281 N Quinnipiac 13 7						
265 A Mt. St. Mary's 8 0				139 A Bucknell 3 5	283 N Coppin St. 16 5						
265 A Mt. St. Mary's 8 0				139 A Bucknell 1 6	283 N Coppin St. 17 1						
163 A Akron 4 2											

Non-Div. I Games:

Saint Francis (PA)

Average RPI Win:		172	WON-LOST RECORD		WINNING PCT. RANK	LAST 10 GAMES		STRENGTH OF SCHEDULE		OPP. STRENGTH OF SCHEDULE	TEAM RPI	ADJ RPI	CONF. RPI	ADJ CONF. RPI			
Average RPI Loss:		83															
DIV. I ONLY			20-22-0		.47619	152		67		152	104	.51472	113	8	8		
DIV. I NON-CONF.			16-14-0		.53333	121		137		186	118	.50353	124	9	10		
TOTALS		RPI 1-25		RPI 26-50		W-L RECORDS		RPI 51-100		RPI 101-150		RPI 150+					
20-22-0		0-3-0		0-6-0		OVERALL		4-6-0		2-3-0		14-4-0					
16-8-0		0-0-0		0-1-0		HOME		4-1-0		1-3-0		11-3-0					
3-9-0		0-3-0		0-2-0		AWAY		0-4-0		1-0-0		2-0-0					
1-5-0		0-0-0		0-3-0		NEUTRAL		0-1-0		0-0-0		1-1-0					
16-14-0		0-0-0		0-6-0		NON-CONFERENCE		2-2-0		2-3-0		12-3-0					
12-6-0		0-0-0		0-1-0		HOME		2-0-0		1-3-0		9-2-0					
3-3-0		0-0-0		0-0-		AWAY		0-1-0		1-0-0		2-0-0					
1-5-0		0-0-0		0-3-0		NEUTRAL		0-1-0		0-0-0		1-1-0					
4-8-0		0-3-0		0-0-0		CONFERENCE		2-4-0		0-0-0		2-1-0					
4-2-0		0-0-0		0-0-0		HOME		2-1-0		0-0-0		2-1-0					
0-6-0		0-3-0		0-0-0		AWAY		0-3-0		0-0-0		0-0-0					
0-0-0		0-0-0		0-0-0		NEUTRAL		0-0-0		0-0-0		0-0-0					
RPI	S	Opponent		Score		RPI	S	Opponent		Score		RPI	S	Opponent		Score	
20	A	James Madison		1	9	32	N	Utah		1	2	57	A	CSUN		0	8
20	A	James Madison		3	8	32	N	Utah		1	4	61	N	Pittsburgh		3	9
20	A	James Madison		3	6	33	A	South Carolina		4	5	66	A	Towson		0	5
						33	A	South Carolina		1	9	66	A	Towson		5	14
						37	N	North Carolina		2	13	66	A	Towson		0	8
						40	H	Marshall		1	3	71	H	Elon		5	1
												71	H	Elon		3	4
												71	H	Elon		6	5
												83	H	Furman		2	1
												90	H	Dartmouth		2	1

Non-Div. I Games:

Col. of Charleston

Average RPI Win:		208	WON-LOST RECORD		WINNING PCT. RANK		LAST 10 GAMES		STRENGTH OF SCHEDULE		OPP. STRENGTH OF SCHEDULE		TEAM RPI		ADJ RPI		CONF. RPI		ADJ CONF. RPI								
Average RPI Loss:		63																									
DIV. I ONLY			17-13-0		.56667 106		10-0-0		136		132		113		.51429 114		20		20								
DIV. I NON-CONF.			8-13-0		.38095 185		1-0-0		75		125		141		.49034 141		18		18								
TOTALS		RPI 1-25		RPI 26-50		W-L RECORDS		RPI 51-100		RPI 101-150		RPI 150+															
17-13-0		0-3-0		0-2-0		OVERALL		0-5-0		2-3-0		15-0-0															
7-1-0		0-0-0		0-0-0		HOME		0-1-0		0-0-0		7-0-0															
4-5-0		0-1-0		0-2-0		AWAY		0-2-0		1-0-0		3-0-0															
6-7-0		0-2-0		0-0-0		NEUTRAL		0-2-0		1-3-0		5-0-0															
8-13-0		0-3-0		0-2-0		NON-CONFERENCE		0-5-0		2-3-0		6-0-0															
1-1-0		0-0-0		0-0-0		HOME		0-1-0		0-0-0		1-0-0															
1-5-0		0-1-0		0-0-		AWAY		0-2-0		1-0-0		0-0-0															
6-7-0		0-2-0		0-0-0		NEUTRAL		0-2-0		1-3-0		5-0-0															
9-0-0		0-0-0		0-0-0		CONFERENCE		0-0-0		0-0-0		9-0-0															
6-0-0		0-0-0		0-0-0		HOME		0-0-0		0-0-0		6-0-0															
3-0-0		0-0-0		0-0-0		AWAY		0-0-0		0-0-0		3-0-0															
0-0-0		0-0-0		0-0-0		NEUTRAL		0-0-0		0-0-0		0-0-0															
RPI	S	Opponent		Score		RPI	S	Opponent		Score		RPI	S	Opponent		Score											
5	N	Oregon		5	8	36	A	San Diego St.		8	13	57	A	CSUN		2	3	105	N	Grand Canyon	5	8					
12	N	Tennessee		1	9	48	A	South Fla.		2	4	63	A	UC Riverside		0	8	115	N	Cal Poly	2	3					
20	A	James Madison		4	10							66	N	Towson		4	7	118	N	FGCU	1	2					
												82	N	Fordham		0	3	135	A	Stony Brook		9	2				
												90	H	Dartmouth		2	5	135	N	Stony Brook		8	5				
																		176	N	Presbyterian		8	7				
																		185	A	Butler		5	1				
																		185	A	Butler		3	2				
																		185	A	Butler		6	4				
																		199	H	Georgetown		6	0				
																		199	H	Georgetown		7	5				
																		199	H	Georgetown		12	2				
																		203	H	LIU Brooklyn		9	1				
																		217	H	Providence		6	0				
																		217	H	Providence		11	1				
																		217	H	Providence		9	1				
																		240	N	Youngstown St.		4	2				
																		273	N	Rhode Island		15	5				
																		282	N	Detroit		3	2				
																		294	N	UMES		7	2				
						LAST 10 GAMES																					
						217 H Providence						11	1	199 H Georgetown						12	2						
						217 H Providence						6	0	199 H Georgetown						6	0						
						217 H Providence						9	1	185 A Butler						5	1						
						135 A Stony Brook						9	2	185 A Butler						3	2						
						199 H Georgetown						7	5	185 A Butler						6	4						

Non-Div. I Games:

St. John's (NY)

# Cal Poly

Cal Poly







RPI	S	Opponent	Score	
265	H	Mt. St. Mary's	8	0

Coastal Caro.

C  
o  
a  
s  
t  
a  
l  
C  
a  
r  
o  
.

C  
o  
a  
s  
t  
a  
l  
C  
a  
r  
o  
.

FGCU

Average RPI Win: 182		WON-LOST	WINNING	LAST 10	STRENGTH OF	OPP. STRENGTH	TEAM	ADJ	CONF.	ADJ CONF.		
Average RPI Loss: 84		RECORD	PCT. RANK	GAMES	SCHEDULE	OF SCHEDULE	RPI	RPI	RPI	RPI		
DIV. I ONLY		22-24-0	.47826	150	2-8-0	98	136	124	.50871	118	12	13
DIV. I NON-CONF.		17-14-0	.54839	110	0-1-0	105	152	100	.52687	94	13	13
TOTALS		RPI 1-25	RPI 26-50		W-L RECORDS	RPI 51-100		RPI 101-150		RPI 150+		
22-24-0	0-2-0		1-6-0		OVERALL	3-9-0		5-4-0		13-3-0		
15-12-0	0-0-0		1-4-0		HOME	3-4-0		3-1-0		8-3-0		
1-6-0	0-0-0		0-1-0		AWAY	0-3-0		1-2-0		0-0-0		
6-6-0	0-2-0		0-1-0		NEUTRAL	0-2-0		1-1-0		5-0-0		
17-14-0	0-2-0		1-3-0		NON-CONFERENCE	3-6-0		2-1-0		11-2-0		
11-7-0	0-0-0		1-1-0		HOME	3-4-0		1-0-0		6-2-0		
0-1-0	0-0-0		0-0-		AWAY	0-0-0		0-0-0		0-0-0		
6-6-0	0-2-0		0-1-0		NEUTRAL	0-2-0		1-1-0		5-0-0		
5-10-0	0-0-0		0-3-0		CONFERENCE	0-3-0		3-3-0		2-1-0		
4-5-0	0-0-0		0-3-0		HOME	0-0-0		2-1-0		2-1-0		
1-5-0	0-0-0		0-0-0		AWAY	0-3-0		1-2-0		0-0-0		
0-0-0	0-0-0		0-0-0		NEUTRAL	0-0-0		0-0-0		0-0-0		
RPI S	Opponent	Score	RPI S	Opponent	Score	RPI S	Opponent	Score	RPI S	Opponent	Score	
8 N	Alabama	1 13	39 H	USC Upstate	0 8	60 H	Purdue	1 3	101 A	North Florida	1 4	
12 N	Tennessee	0 9	39 H	USC Upstate	0 13	60 H	Purdue	2 10	101 A	North Florida	12 2	
			39 H	USC Upstate	2 7	61 H	Pittsburgh	4 2	101 A	North Florida	2 4	
			42 H	SIUE	3 0	61 H	Pittsburgh	3 7	110 H	Jacksonville	5 4	
			43 N	Georgia St.	2 16	61 H	Pittsburgh	1 7	110 H	Jacksonville	3 7	
			48 A	South Fla.	0 11	66 H	Towson	4 2	110 H	Jacksonville	2 1	
			48 H	South Fla.	0 6	66 H	Towson	5 4	114 N	St. John's (NY)	2 1	
						82 N	Fordham	1 11	119 N	Houston	1 11	
						84 A	Stetson	3 8	135 H	Stony Brook	10 2	
						84 A	Stetson	1 8	165 H	Villanova	2 6	
						84 A	Stetson	1 8	203 H	LIU Brooklyn	7 1	
						92 N	McNeese St.	4 6	211 H	Bethune-Cookman	5 6	
									213 N	Southern Miss.	6 5	
									222 H	Oakland	9 1	
									222 H	Oakland	4 3	
									222 H	Oakland	8 0	
									225 H	Boston U.	6 1	
									246 N	Eastern Mich.	9 0	
									263 N	Houston Baptist	6 4	
									271 H	Northern Ky.	9 1	
									271 H	Northern Ky.	0 2	
									271 H	Northern Ky.	15 1	
									273 N	Rhode Island	3 1	
									281 H	Quinnipiac	5 0	
									282 N	Detroit	12 2	
			LAST 10 GAMES									
			110 H	Jacksonville	3 7	39 H	USC Upstate	2 7				
			110 H	Jacksonville	5 4	39 H	USC Upstate	0 8				
			110 H	Jacksonville	2 1	84 A	Stetson	3 8				
			48 H	South Fla.	0 6	84 A	Stetson	1 8				
			39 H	USC Upstate	0 13	84 A	Stetson	1 8				

Non-Div. I Games:

FGCU

Average RPI Win:	151	WON-LOST	WINNING	LAST 10	STRENGTH OF	OPP. STRENGTH	TEAM	ADJ	CONF.	ADJ CONF.		
Average RPI Loss:	85	RECORD	PCT. RANK	GAMES	SCHEDULE	OF SCHEDULE	RPI	RPI	RPI	RPI		
DIV. I ONLY		19-23-0	.45238	167	3-7-0	81	65	115	.50856	119	10	10
DIV. I NON-CONF.		15-19-0	.44118	162	1-3-0	116	66	131	.49599	134	10	9
<hr/>												
TOTALS	RPI 1-25	RPI 26-50		W-L RECORDS		RPI 51-100		RPI 101-150		RPI 150+		
19-23-0	0-8-0	2-4-0		OVERALL		0-2-0		7-3-0		10-6-0		
11-10-0	0-2-0	2-1-0		HOME		0-1-0		1-2-0		8-4-0		
2-8-0	0-4-0	0-2-0		AWAY		0-1-0		2-0-0		0-1-0		
6-5-0	0-2-0	0-1-0		NEUTRAL		0-0-0		4-1-0		2-1-0		
15-19-0	0-5-0	0-4-0		NON-CONFERENCE		0-2-0		7-3-0		8-5-0		
7-9-0	0-2-0	0-1-0		HOME		0-1-0		1-2-0		6-3-0		
2-5-0	0-1-0	0-0-		AWAY		0-1-0		2-0-0		0-1-0		
6-5-0	0-2-0	0-1-0		NEUTRAL		0-0-0		4-1-0		2-1-0		
4-4-0	0-3-0	2-0-0		CONFERENCE		0-0-0		0-0-0		2-1-0		
4-1-0	0-0-0	2-0-0		HOME		0-0-0		0-0-0		2-1-0		
0-3-0	0-3-0	0-0-0		AWAY		0-0-0		0-0-0		0-0-0		
0-0-0	0-0-0	0-0-0		NEUTRAL		0-0-0		0-0-0		0-0-0		
<hr/>												
RPI S	Opponent	Score	RPI S	Opponent	Score	RPI S	Opponent	Score	RPI S	Opponent	Score	
5 H	Oregon	5 10	27 A	Baylor	4 9	75 A	UNLV	7 8	102 A	North Texas	15 2	
5 H	Oregon	0 2	27 A	Baylor	4 8	92 H	McNeese St.	1 3	102 A	North Texas	4 1	
8 N	Alabama	2 6	28 H	Texas	12 13				104 H	Illinois	7 10	
15 N	California	3 9	30 N	South Ala.	2 3				104 H	Illinois	12 2	
21 A	UCF	2 8	48 H	South Fla.	4 2				107 N	Iowa St.	5 0	
21 A	UCF	0 13	48 H	South Fla.	2 1				109 N	FIU	1 8	
21 A	UCF	0 2							118 N	FGCU	11 1	
25 A	Texas A&M	3 6							128 N	UC Santa Barbara	12 10	
									130 H	New Mexico	1 2	
									136 N	Eastern Ky.	7 2	
									153 H	DePaul	6 3	
									160 H	East Carolina	3 4	
									160 H	East Carolina	8 7	
									160 H	East Carolina	2 1	
									168 N	Liberty	6 5	
									181 H	UNI	5 2	
									195 H	A&M-Corpus Christi	9 8	
									195 H	A&M-Corpus Christi	4 5	
									195 H	A&M-Corpus Christi	2 4	
									198 H	Stephen F. Austin	1 5	
									202 A	Sam Houston St.	0 2	
									213 N	Southern Miss.	4 1	
									228 H	Massachusetts	5 4	
									261 N	Jackson St.	3 4	
									263 H	Houston Baptist	19 3	
									263 H	Houston Baptist	12 5	
<hr/>												
			LAST 10 GAMES									
21 A	UCF	2 8	160 H	East Carolina	8 7	21 A	UCF	0 2	160 H	East Carolina	2 1	
21 A	UCF	0 2	28 H	Texas	12 13	21 A	UCF	0 13	195 H	A&M-Corpus Christi	9 8	
202 A	Sam Houston St.	0 2	195 H	A&M-Corpus Christi	9 8	202 A	Sam Houston St.	0 2	195 H	A&M-Corpus Christi	2 4	
160 H	East Carolina	3 4	195 H	A&M-Corpus Christi	2 4	160 H	East Carolina	3 4				

Non-Div. I Games:

Houston

Average RPI Win:		226	WON-LOST RECORD		WINNING PCT. RANK		LAST 10 GAMES		STRENGTH OF SCHEDULE		OPP. STRENGTH OF SCHEDULE		TEAM RPI		ADJ RPI		CONF. RPI		ADJ CONF. RPI	
DIV. I ONLY			21-7-0		.75 29		10-0-0		261		232		120		.50815 120		27		28	
DIV. I NON-CONF.			13-7-0		.65 68		2-0-0		248		243		126		.50186 127		28		28	
TOTALS		RPI 1-25		RPI 26-50		W-L RECORDS		RPI 51-100		RPI 101-150		RPI 150+								
21-7-0		0-0-0		0-1-0		OVERALL		2-2-0		1-2-0		18-2-0								
7-1-0		0-0-0		0-0-0		HOME		0-0-0		0-0-0		7-1-0								
7-3-0		0-0-0		0-1-0		AWAY		1-0-0		0-2-0		6-0-0								
7-3-0		0-0-0		0-0-0		NEUTRAL		1-2-0		1-0-0		5-1-0								
13-7-0		0-0-0		0-1-0		NON-CONFERENCE		2-2-0		1-2-0		10-2-0								
5-1-0		0-0-0		0-0-0		HOME		0-0-0		0-0-0		5-1-0								
1-3-0		0-0-0		0-0-		AWAY		1-0-0		0-2-0		0-0-0								
7-3-0		0-0-0		0-0-0		NEUTRAL		1-2-0		1-0-0		5-1-0								
8-0-0		0-0-0		0-0-0		CONFERENCE		0-0-0		0-0-0		8-0-0								
2-0-0		0-0-0		0-0-0		HOME		0-0-0		0-0-0		2-0-0								
6-0-0		0-0-0		0-0-0		AWAY		0-0-0		0-0-0		6-0-0								
0-0-0		0-0-0		0-0-0		NEUTRAL		0-0-0		0-0-0		0-0-0								
RPI	S	Opponent		Score		RPI	S	Opponent		Score		RPI	S	Opponent		Score				
48	A	South Fla.		2	3	60	N	Purdue		0	7	134	N	Maine		5	3			
						60	N	Purdue		2	1	135	A	Stony Brook		0	1			
						66	N	Towson		1	4	135	A	Stony Brook		6	7			
						71	A	Elon		1	0	161	N	Western Mich.		2	6			
												188	N	Colgate		9	5			
												214	A	Sacred Heart		3	0			
												214	A	Sacred Heart		3	0			
												229	N	Army		8	0			
												232	H	Fairleigh Dickinson		6	3			
												232	H	Fairleigh Dickinson		4	0			
												248	N	Hampton		3	1			
												248	N	Hampton		10	5			
												253	H	Yale		4	5			
												253	H	Yale		8	0			
												255	N	Lafayette		2	0			
												256	H	Fairfield		7	2			
												256	H	Fairfield		4	3			
												265	A	Mt. St. Mary's		2	0			
												265	A	Mt. St. Mary's		12	2			
												275	A	Wagner		3	0			
												275	A	Wagner		1	0			
												285	H	Hartford		2	0			
												285	H	Hartford		9	6			
LAST 10 GAMES																				
265	A	Mt. St. Mary's		2	0	214	A	Sacred Heart		3	0									
265	A	Mt. St. Mary's		12	2	256	H	Fairfield		4	3									
275	A	Wagner		1	0	256	H	Fairfield		7	2									
275	A	Wagner		3	0	232	H	Fairleigh Dickinson		4	0									
214	A	Sacred Heart		3	0	232	H	Fairleigh Dickinson		6	3									

**Non-Div. I Games:**

Central Conn. St.

Average RPI Win: 178		WON-LOST	WINNING	LAST 10	STRENGTH OF		OPP. STRENGTH	TEAM	ADJ	CONF.	ADJ CONF.
Average RPI Loss: 96		RECORD	PCT. RANK	GAMES	SCHEDULE		OF SCHEDULE	RPI	RPI	RPI	RPI
DIV. I ONLY		26-19-0	.57778	96	6-4-0		187	112	119	.50727	121
DIV. I NON-CONF.		19-11-0	.63333	82	3-0-0		273	208	145	.48863	146
TOTALS		RPI 1-25	RPI 26-50		W-L RECORDS		RPI 51-100		RPI 101-150		RPI 150+
26-19-0		0-4-0	0-3-0		OVERALL		3-4-0		5-2-0		18-6-0
11-10-0		0-0-0	0-3-0		HOME		1-1-0		5-1-0		5-5-0
7-6-0		0-4-0	0-0-0		AWAY		2-2-0		0-0-0		5-0-0
8-3-0		0-0-0	0-0-0		NEUTRAL		0-1-0		0-1-0		8-1-0
19-11-0		0-1-0	0-0-0		NON-CONFERENCE		1-3-0		3-1-0		15-6-0
9-6-0		0-0-0	0-0-0		HOME		1-1-0		3-0-0		5-5-0
2-2-0		0-1-0	0-0-		AWAY		0-1-0		0-0-0		2-0-0
8-3-0		0-0-0	0-0-0		NEUTRAL		0-1-0		0-1-0		8-1-0
7-8-0		0-3-0	0-3-0		CONFERENCE		2-1-0		2-1-0		3-0-0
2-4-0		0-0-0	0-3-0		HOME		0-0-0		2-1-0		0-0-0
5-4-0		0-3-0	0-0-0		AWAY		2-1-0		0-0-0		3-0-0
0-0-0		0-0-0	0-0-0		NEUTRAL		0-0-0		0-0-0		0-0-0
RPI S	Opponent	Score	RPI S	Opponent	Score	RPI S	Opponent	Score	RPI S	Opponent	Score
7 A	La.-Lafayette	0 18	30 H	South Ala.	4 8	52 H	Ohio St.	8 5	102 H	North Texas	5 1
7 A	La.-Lafayette	1 4	30 H	South Ala.	1 9	63 N	UC Riverside	1 2	103 H	Central Ark.	2 1
7 A	La.-Lafayette	0 8	30 H	South Ala.	3 6	73 A	La.-Monroe	5 3	103 H	Central Ark.	8 0
11 A	Arizona	2 10				73 A	La.-Monroe	11 8	127 N	Colorado St.	6 7
						73 A	La.-Monroe	5 9	131 H	Ga. Southern	10 13
						96 A	Texas Tech	5 13	131 H	Ga. Southern	7 1
						96 H	Texas Tech	6 10	131 H	Ga. Southern	2 1
									153 H	DePaul	4 7
									157 N	Nicholls St.	0 4
									167 N	Omaha	9 1
									172 H	UMKC	8 11
									174 H	Lamar	4 2
									177 N	Utah Valley	8 4
									177 N	Utah Valley	13 4
									178 N	UTEP	12 6
									179 A	Appalachian St.	14 3
									179 A	Appalachian St.	7 1
									179 A	Appalachian St.	16 7
									184 H	UT Martin	0 9
									184 N	UT Martin	12 2
									184 N	UT Martin	8 0
									202 H	Sam Houston St.	4 6
									208 A	Southeastern La.	3 2
									239 H	Buffalo	11 3
									241 N	Bryant	15 5
									254 A	Abilene Christian	14 0
									254 H	Abilene Christian	6 7
LAST 10 GAMES			LAST 10 GAMES			LAST 10 GAMES			LAST 10 GAMES		
73 A	La.-Monroe	11 8	30 H	South Ala.	1 9	30 H	South Ala.	3 6	30 H	South Ala.	4 8
73 A	La.-Monroe	5 3	30 H	South Ala.	3 6	30 H	South Ala.	4 8	102 H	North Texas	5 1
73 A	La.-Monroe	5 9	30 H	South Ala.	4 8	179 A	Appalachian St.	14 3	254 H	Abilene Christian	6 7
103 H	Central Ark.	8 0									
103 H	Central Ark.	2 1									

Non-Div. I Games:

Texas-Arlington

RPI	S	Opponent	Score	
272	H	Incarnate Word	13	4
272	H	Incarnate Word	16	2
293	N	Alcorn	10	1
295	H	Prairie View	19	3

Texas-Arlington

T  
e  
x  
a  
s  
-  
A  
r  
l  
i  
n  
g  
t  
o  
n

T  
e  
x  
a  
s  
-  
A  
r  
l  
i  
n  
g  
t  
o  
n





Average RPI Win:		197	WON-LOST RECORD		WINNING PCT. RANK		LAST 10 GAMES		STRENGTH OF SCHEDULE		OPP. STRENGTH OF SCHEDULE		TEAM RPI		ADJ RPI		CONF. RPI		ADJ CONF. RPI					
DIV. I ONLY			25-14-0		.64103		67		7-3-0		222		172		121		.50465		123		18		19	
DIV. I NON-CONF.			16-9-0		.64		75		1-1-0		240		167		115		.50754		118		19		20	
TOTALS		RPI 1-25		RPI 26-50		W-L RECORDS		RPI 51-100		RPI 101-150		RPI 150+												
25-14-0		0-3-0		0-0-0		OVERALL		4-6-0		0-0-0		21-5-0												
5-3-0		0-0-0		0-0-0		HOME		3-2-0		0-0-0		2-1-0												
8-5-0		0-3-0		0-0-0		AWAY		1-0-0		0-0-0		7-2-0												
12-6-0		0-0-0		0-0-0		NEUTRAL		0-4-0		0-0-0		12-2-0												
16-9-0		0-3-0		0-0-0		NON-CONFERENCE		1-4-0		0-0-0		15-2-0												
0-0-0		0-0-0		0-0-0		HOME		0-0-0		0-0-0		0-0-0												
4-3-0		0-3-0		0-0-		AWAY		1-0-0		0-0-0		3-0-0												
12-6-0		0-0-0		0-0-0		NEUTRAL		0-4-0		0-0-0		12-2-0												
9-5-0		0-0-0		0-0-0		CONFERENCE		3-2-0		0-0-0		6-3-0												
5-3-0		0-0-0		0-0-0		HOME		3-2-0		0-0-0		2-1-0												
4-2-0		0-0-0		0-0-0		AWAY		0-0-0		0-0-0		4-2-0												
0-0-0		0-0-0		0-0-0		NEUTRAL		0-0-0		0-0-0		0-0-0												
RPI	S	Opponent		Score		RPI	S	Opponent		Score		RPI	S	Opponent		Score								
9	A	Missouri		6	10							154	A	Southern Ill.		7	6							
23	A	Mississippi St.		2	3							156	N	Indiana		2	1							
23	A	Mississippi St.		3	8							166	N	Middle Tenn.		9	8							
												167	N	Omaha		0	1							
												172	N	UMKC		6	3							
												184	N	UT Martin		4	2							
												186	N	Cleveland St.		4	2							
												191	H	George Mason		5	6							
												191	H	George Mason		4	3							
												191	H	George Mason		8	5							
												197	A	George Washington		1	10							
												197	A	George Washington		5	9							
												197	A	George Washington		5	1							
												208	A	Southeastern La.		10	3							
												215	N	Southeast Mo. St.		8	7							
												242	N	Northern Colo.		11	10							
												242	N	Northern Colo.		18	0							
												257	N	Belmont		2	6							
												259	N	Mississippi Val.		9	1							
												261	A	Jackson St.		9	8							
												262	N	Austin Peay		13	5							
												262	N	Austin Peay		10	1							
												271	N	Northern Ky.		8	0							
												273	A	Rhode Island		14	2							
												273	A	Rhode Island		9	8							
												273	A	Rhode Island		8	3							
				</																				

**Non-Div. I Games:**

Saint Louis

Average RPI Win: 177		WON-LOST	WINNING	LAST 10	STRENGTH OF		OPP. STRENGTH	TEAM	ADJ	CONF.	ADJ CONF.
Average RPI Loss: 58		RECORD	PCT. RANK	GAMES	SCHEDULE		OF SCHEDULE	RPI	RPI	RPI	RPI
DIV. I ONLY		19-22-0	.46341	161	3-7-0		104	64	122	.50446	124
DIV. I NON-CONF.		16-16-0	.5	127	0-1-0		224	68	155	.48431	153
TOTALS		RPI 1-25	RPI 26-50		W-L RECORDS		RPI 51-100		RPI 101-150		RPI 150+
19-22-0		0-7-0	1-8-0		OVERALL		2-2-0		4-4-0		12-1-0
9-5-0		0-3-0	0-0-0		HOME		0-1-0		2-1-0		7-0-0
5-10-0		0-3-0	1-6-0		AWAY		0-0-0		2-1-0		2-0-0
5-7-0		0-1-0	0-2-0		NEUTRAL		2-1-0		0-2-0		3-1-0
16-16-0		0-4-0	0-6-0		NON-CONFERENCE		2-2-0		2-3-0		12-1-0
9-2-0		0-0-0	0-0-0		HOME		0-1-0		2-1-0		7-0-0
2-7-0		0-3-0	0-0-		AWAY		0-0-0		0-0-0		2-0-0
5-7-0		0-1-0	0-2-0		NEUTRAL		2-1-0		0-2-0		3-1-0
3-6-0		0-3-0	1-2-0		CONFERENCE		0-0-0		2-1-0		0-0-0
0-3-0		0-3-0	0-0-0		HOME		0-0-0		0-0-0		0-0-0
3-3-0		0-0-0	1-2-0		AWAY		0-0-0		2-1-0		0-0-0
0-0-0		0-0-0	0-0-0		NEUTRAL		0-0-0		0-0-0		0-0-0
RPI S	Opponent	Score	RPI S	Opponent	Score	RPI S	Opponent	Score	RPI S	Opponent	Score
6 N	Florida St.	1 4	27 A	Baylor	7 8	64 N	Long Beach St.	2 0	102 N	North Texas	0 4
11 A	Arizona	0 5	27 A	Baylor	1 2	72 N	Stanford	0 4	102 N	North Texas	3 5
11 A	Arizona	3 4	27 A	Baylor	1 0	81 N	Lipscomb	9 5	103 H	Central Ark.	4 0
11 A	Arizona	2 12	30 A	South Ala.	4 5	95 H	Wichita St.	8 11	107 A	Iowa St.	8 6
22 H	Kansas	2 3	41 N	Fresno St.	4 16				107 A	Iowa St.	11 1
22 H	Kansas	6 7	49 N	Cal St. Fullerton	5 6				107 A	Iowa St.	3 5
22 H	Kansas	5 10	50 A	BYU	2 10				108 H	Iowa	6 5
			50 A	BYU	2 10				126 H	UConn	2 8
			50 A	BYU	1 2				172 H	UMKC	11 7
									172 H	UMKC	8 7
									177 A	Utah Valley	9 1
									177 A	Utah Valley	10 2
									185 N	Butler	9 5
									243 H	Evansville	18 7
									243 H	Evansville	8 2
									243 N	Evansville	5 8
									269 N	IPFW	8 0
									269 N	IPFW	5 1
									288 H	Ark.-Pine Bluff	7 3
									288 H	Ark.-Pine Bluff	8 0
									288 H	Ark.-Pine Bluff	13 0
LAST 10 GAMES											
107 A	Iowa St.	3 5	22 H	Kansas	6 7						
107 A	Iowa St.	8 6	27 A	Baylor	1 0						
107 A	Iowa St.	11 1	27 A	Baylor	7 8						
22 H	Kansas	2 3	27 A	Baylor	1 2						
22 H	Kansas	5 10	50 A	BYU	2 10						

Non-Div. I Games:

Oklahoma St.

Average RPI Win: 198		WON-LOST	WINNING	LAST 10	STRENGTH OF		OPP. STRENGTH	TEAM	ADJ	CONF.	ADJ CONF.				
Average RPI Loss: 90		RECORD	PCT. RANK	GAMES	SCHEDULE		OF SCHEDULE	RPI	RPI	RPI	RPI				
DIV. I ONLY		16-18-0	.47059	153	4-6-0		74	212	123	.50401	125	11	11		
DIV. I NON-CONF.		14-9-0	.6087	91	2-0-0		126	254	101	.52128	101	12	12		
<hr/>															
TOTALS		RPI 1-25		RPI 26-50		W-L RECORDS		RPI 51-100		RPI 101-150		RPI 150+			
16-18-0		0-0-0		0-6-0		OVERALL		2-7-0		2-3-0		12-2-0			
6-7-0		0-0-0		0-1-0		HOME		0-4-0		2-2-0		4-0-0			
3-8-0		0-0-0		0-4-0		AWAY		2-3-0		0-1-0		1-0-0			
7-3-0		0-0-0		0-1-0		NEUTRAL		0-0-0		0-0-0		7-2-0			
<hr/>															
14-9-0		0-0-0		0-3-0		NON-CONFERENCE		1-3-0		1-1-0		12-2-0			
5-2-0		0-0-0		0-1-0		HOME		0-1-0		1-0-0		4-0-0			
2-4-0		0-0-0		0-0-		AWAY		1-2-0		0-1-0		1-0-0			
7-3-0		0-0-0		0-1-0		NEUTRAL		0-0-0		0-0-0		7-2-0			
<hr/>															
2-9-0		0-0-0		0-3-0		CONFERENCE		1-4-0		1-2-0		0-0-0			
1-5-0		0-0-0		0-0-0		HOME		0-3-0		1-2-0		0-0-0			
1-4-0		0-0-0		0-3-0		AWAY		1-1-0		0-0-0		0-0-0			
0-0-0		0-0-0		0-0-0		NEUTRAL		0-0-0		0-0-0		0-0-0			
<hr/>															
RPI	S	Opponent	Score	RPI	S	Opponent	Score	RPI	S	Opponent	Score	RPI	S	Opponent	Score
				34	H	North Carolina St.	8 11	63	A	UC Riverside	2 6	106	H	Charlotte	5 2
				37	A	North Carolina	0 15	63	A	UC Riverside	7 8	113	A	Col. of Charleston	2 7
				40	N	Marshall	0 8	71	A	Elon	11 9	142	H	Western Caro.	2 1
				44	A	Chattanooga	4 5	71	H	Elon	2 6	142	H	Western Caro.	0 2
				44	A	Chattanooga	1 3	87	A	Mercer	8 5	142	H	Western Caro.	1 7
				44	A	Chattanooga	4 5	87	A	Mercer	2 7	158	N	Loyola Marymount	2 10
								100	H	Samford	3 11	158	N	Loyola Marymount	12 3
								100	H	Samford	0 8	197	H	George Washington	5 3
								100	H	Samford	3 5	197	H	George Washington	5 4
												197	N	George Washington	15 13
												211	N	Bethune-Cookman	14 11
												221	H	Ohio	8 5
												229	N	Army	7 9
												231	N	UMass Lowell	6 0
												241	N	Bryant	12 2
												268	N	Howard	11 1
												278	A	N.C. A&T	10 5
												278	H	N.C. A&T	10 0
												279	N	Iona	8 5
<hr/>															
LAST 10 GAMES															
				87	A	Mercer	2 7	278	H	N.C. A&T	10 0				
				87	A	Mercer	8 5	100	H	Samford	3 11				
				142	H	Western Caro.	0 2	100	H	Samford	0 8				
				142	H	Western Caro.	1 7	100	H	Samford	3 5				
				142	H	Western Caro.	2 1	71	A	Elon	11 9				

Non-Div. I Games:

UNCG



Average RPI Win:		190	WON-LOST RECORD		WINNING PCT. RANK	LAST 10 GAMES		STRENGTH OF SCHEDULE		OPP. STRENGTH OF SCHEDULE	TEAM RPI	ADJ RPI	CONF. RPI	ADJ CONF. RPI			
Average RPI Loss:		77															
DIV. I ONLY			22-22-0		.5	135	4-6-0		123	127	125	.50263	127	13	12		
DIV. I NON-CONF.			19-13-0		.59375	94	1-0-0		170	149	105	.51599	108	11	11		
TOTALS		RPI 1-25		RPI 26-50		W-L RECORDS		RPI 51-100		RPI 101-150		RPI 150+					
22-22-0		0-3-0		0-5-0		OVERALL		5-8-0		2-2-0		15-4-0					
6-6-0		0-0-0		0-3-0		HOME		2-0-0		0-0-0		4-3-0					
4-9-0		0-2-0		0-2-0		AWAY		2-3-0		1-2-0		1-0-0					
12-7-0		0-1-0		0-0-0		NEUTRAL		1-5-0		1-0-0		10-1-0					
19-13-0		0-3-0		0-2-0		NON-CONFERENCE		3-7-0		1-0-0		15-1-0					
6-0-0		0-0-0		0-0-0		HOME		2-0-0		0-0-0		4-0-0					
1-6-0		0-2-0		0-0-		AWAY		0-2-0		0-0-0		1-0-0					
12-7-0		0-1-0		0-0-0		NEUTRAL		1-5-0		1-0-0		10-1-0					
3-9-0		0-0-0		0-3-0		CONFERENCE		2-1-0		1-2-0		0-3-0					
0-6-0		0-0-0		0-3-0		HOME		0-0-0		0-0-0		0-3-0					
3-3-0		0-0-0		0-0-0		AWAY		2-1-0		1-2-0		0-0-0					
0-0-0		0-0-0		0-0-0		NEUTRAL		0-0-0		0-0-0		0-0-0					
RPI	S	Opponent		Score		RPI	S	Opponent		Score		RPI	S	Opponent		Score	
11	A	Arizona		3	6	28	A	Texas		4	11	53	A	San Jose St.		1	0
14	A	Arizona St.		1	6	28	A	Texas		1	4	53	A	San Jose St.		6	0
16	N	Minnesota		5	8	41	H	Fresno St.		1	3	53	A	San Jose St.		0	8
						41	H	Fresno St.		2	11	54	N	Nebraska		1	9
						41	H	Fresno St.		0	9	56	A	New Mexico St.		2	8
												56	N	New Mexico St.		3	7
												57	A	CSUN		2	6
												63	N	UC Riverside		1	7
												79	N	UTSA		6	7
												85	H	Drake		6	4
												85	H	Drake		8	4
												95	N	Wichita St.		6	9
												96	N	Texas Tech		8	2
													</				

Non-Div. I Games:

Colorado St.

Average RPI Win:		147	WON-LOST RECORD		WINNING PCT. RANK	LAST 10 GAMES		STRENGTH OF SCHEDULE		OPP. STRENGTH OF SCHEDULE	TEAM RPI	ADJ RPI	CONF. RPI	ADJ CONF. RPI			
Average RPI Loss:		74															
DIV. I ONLY			15-27-0		.35714	211	4-6-0		42	100	127	.5025	128	7	7		
DIV. I NON-CONF.			13-20-0		.39394	180	2-0-0		42	107	122	.50546	120	7	7		
TOTALS		RPI 1-25		RPI 26-50		W-L RECORDS		RPI 51-100		RPI 101-150		RPI 150+					
15-27-0		0-2-0		1-9-0		OVERALL		2-9-0		6-5-0		6-2-0					
6-9-0		0-0-0		1-2-0		HOME		1-6-0		4-0-0		0-1-0					
2-4-0		0-0-0		0-1-0		AWAY		0-1-0		1-2-0		1-0-0					
7-14-0		0-2-0		0-6-0		NEUTRAL		1-2-0		1-3-0		5-1-0					
13-20-0		0-2-0		0-7-0		NON-CONFERENCE		2-6-0		5-3-0		6-2-0					
5-4-0		0-0-0		0-0-0		HOME		1-3-0		4-0-0		0-1-0					
1-2-0		0-0-0		0-0-		AWAY		0-1-0		0-0-0		1-0-0					
7-14-0		0-2-0		0-6-0		NEUTRAL		1-2-0		1-3-0		5-1-0					
2-7-0		0-0-0		1-2-0		CONFERENCE		0-3-0		1-2-0		0-0-0					
1-5-0		0-0-0		1-2-0		HOME		0-3-0		0-0-0		0-0-0					
1-2-0		0-0-0		0-0-0		AWAY		0-0-0		1-2-0		0-0-0					
0-0-0		0-0-0		0-0-0		NEUTRAL		0-0-0		0-0-0		0-0-0					
RPI	S	Opponent		Score		RPI	S	Opponent		Score		RPI	S	Opponent		Score	
15	N	California		1	5	28	N	Texas		0	15	55	N	Ole Miss		3	2
25	N	Texas A&M		0	7	31	N	Northwestern		4	13	57	H	CSUN		0	4
						32	N	Utah		0	2	57	H	CSUN		4	9
						41	A	Fresno St.		2	7	57	H	CSUN		2	7
						46	N	Oregon St.		0	13	61	H	Pittsburgh		0	6
						46	N	Oregon St.		5	14	61	H	Pittsburgh		4	5
						49	H	Cal St. Fullerton		5	15	70	H	Rutgers		5	3
						49	H	Cal St. Fullerton		4	8	70	H	Rutgers		5	6
						49	H	Cal St. Fullerton		8	6	70	N	Rutgers		1	12
						50	N	BYU		4	16	75	A	UNLV		3	6
												75	N	UNLV		10	18
															</		

Non-Div. I Games:

UC Santa Barbara

Average RPI Win:		176	WON-LOST RECORD		WINNING PCT. RANK	LAST 10 GAMES		STRENGTH OF SCHEDULE		OPP. STRENGTH OF SCHEDULE	TEAM RPI	ADJ RPI	CONF. RPI	ADJ CONF. RPI							
Average RPI Loss:		116																			
DIV. I ONLY			26-17-0		.60465	84	7-3-0		233		96	133	.5011	129	15	15					
DIV. I NON-CONF.			21-16-0		.56757	103	2-2-0		242		116	137	.49689	132	16	16					
TOTALS		RPI 1-25		RPI 26-50		W-L RECORDS		RPI 51-100		RPI 101-150		RPI 150+									
26-17-0		1-1-0		1-1-0		OVERALL		1-4-0		6-5-0		17-6-0									
15-4-0		0-1-0		1-0-0		HOME		1-0-0		3-1-0		10-2-0									
3-6-0		1-0-0		0-0-0		AWAY		0-2-0		0-3-0		2-1-0									
8-7-0		0-0-0		0-1-0		NEUTRAL		0-2-0		3-1-0		5-3-0									
21-16-0		1-1-0		1-1-0		NON-CONFERENCE		1-4-0		3-5-0		15-5-0									
12-4-0		0-1-0		1-0-0		HOME		1-0-0		0-1-0		10-2-0									
1-5-0		1-0-0		0-0-		AWAY		0-2-0		0-3-0		0-0-0									
8-7-0		0-0-0		0-1-0		NEUTRAL		0-2-0		3-1-0		5-3-0									
5-1-0		0-0-0		0-0-0		CONFERENCE		0-0-0		3-0-0		2-1-0									
3-0-0		0-0-0		0-0-0		HOME		0-0-0		3-0-0		0-0-0									
2-1-0		0-0-0		0-0-0		AWAY		0-0-0		0-0-0		2-1-0									
0-0-0		0-0-0		0-0-0		NEUTRAL		0-0-0		0-0-0		0-0-0									
RPI	S	Opponent		Score		RPI	S	Opponent		Score		RPI	S	Opponent		Score					
1	H	Florida		0	8	41	N	Fresno St.		2	10	53	N	San Jose St.		6	12				
14	A	Arizona St.		5	3	49	H	Cal St. Fullerton		3	2	62	H	Kent St.		3	2				
												63	A	UC Riverside		6	7				
												63	A	UC Riverside		2	10				
												88	N	Weber St.		1	2				
														Grand Canyon		0	1				
														Cal Poly		0	1				
														UConn		2	1				
														UC Santa Barbara		5	6				
														UC Santa Barbara		3	4				
														New Mexico		4	6				
														Western Caro.		5	4				
														Michigan St.		3	2				
														Pacific		4	2				
														Pacific		7	6				
														Pacific		3	0				
														Bakersfield		2	4				
														Indiana		3	4				
														Loyola Marymount		0	1				
														Loyola Marymount		3	1				
														Loyola Marymount		4	2				
														Sacramento St.		2	4				
														Utah St.		4	3				
														Utah Valley		6	1				
														UTEP		7	6				
														Southern Utah		2	1				
														Southern Utah		4	2				
														Southern Utah		3	4				
														Harvard		1	0				
														Columbia		3	2				
														Columbia		6	0				
														Columbia		4	2				
LAST 10 GAMES				158 A Loyola Marymount				3	1	150 H Pacific				7	6	183 N Southern Utah				4	2
				158 A Loyola Marymount				0	1	128 A UC Santa Barbara				5	6	194 H Harvard				1	0
				158 A Loyola Marymount				4	2	128 A UC Santa Barbara				3	4	234 H Columbia				3	2
				150 H Pacific				4	2	234 H Columbia				3	2	234 H Columbia				6	0
				150 H Pacific				3	0	194 H Harvard				1	0	234 H Columbia				4	2

Non-Div. I Games:

San Diego

RPI	S	Opponent	Score	
239	H	Buffalo	2	0
241	H	Bryant	1	0
241	N	Bryant	11	0
244	H	Montana	5	3
244	H	Montana	5	11
258	H	North Dakota	12	1
268	H	Howard	15	2

San Diego

S  
a  
n  
D  
i  
e  
g  
o

S  
a  
n  
D  
i  
e  
g  
o



Average RPI Win:		156	WON-LOST RECORD		WINNING PCT. RANK		LAST 10 GAMES		STRENGTH OF SCHEDULE		OPP. STRENGTH OF SCHEDULE		TEAM RPI		ADJ RPI		CONF. RPI		ADJ CONF. RPI	
DIV. I ONLY			24-20-0		.54545 114		5-5-0		193		90		128		.50033 130		13		12	
DIV. I NON-CONF.			16-13-0		.55172 107		0-0-0		196		101		124		.50166 128		11		11	
TOTALS		RPI 1-25		RPI 26-50		W-L RECORDS		RPI 51-100		RPI 101-150		RPI 150+								
24-20-0		0-1-0		0-4-0		OVERALL		3-6-0		8-4-0		13-5-0								
8-5-0		0-0-0		0-0-0		HOME		1-2-0		2-1-0		5-2-0								
6-5-0		0-0-0		0-3-0		AWAY		2-1-0		2-0-0		2-1-0								
10-10-0		0-1-0		0-1-0		NEUTRAL		0-3-0		4-3-0		6-2-0								
16-13-0		0-1-0		0-1-0		NON-CONFERENCE		1-5-0		6-3-0		9-3-0								
4-3-0		0-0-0		0-0-0		HOME		1-2-0		0-0-0		3-1-0								
2-0-0		0-0-0		0-0-		AWAY		0-0-0		2-0-0		0-0-0								
10-10-0		0-1-0		0-1-0		NEUTRAL		0-3-0		4-3-0		6-2-0								
8-7-0		0-0-0		0-3-0		CONFERENCE		2-1-0		2-1-0		4-2-0								
4-2-0		0-0-0		0-0-0		HOME		0-0-0		2-1-0		2-1-0								
4-5-0		0-0-0		0-3-0		AWAY		2-1-0		0-0-0		2-1-0								
0-0-0		0-0-0		0-0-0		NEUTRAL		0-0-0		0-0-0		0-0-0								
RPI	S	Opponent		Score		RPI	S	Opponent		Score		RPI	S	Opponent		Score				
10	N	UCLA		0 16		41	A	Fresno St.		1 7		56	H	New Mexico St.		6 12				
						41	A	Fresno St.		1 4		57	N	CSUN		1 5				
						41	A	Fresno St.		0 4		57	N	CSUN		2 3				
						50	N	BYU		0 2		70	H	Rutgers		10 5				
												70	H	Rutgers		6 9				
												75	A	UNLV		2 1				
												75	A	UNLV		5 6				
												75	A	UNLV		6 3				
												83	N	Furman		5 7				
LAST 10 GAMES						LAST 10 GAMES						LAST 10 GAMES								
						127	H	Colorado St.		7 4		41	A	Fresno St.		1 7				
						127	H	Colorado St.		4 3		220	H	Nevada		4 7				
						127	H	Colorado St.		0 2		220	H	Nevada		6 5				
						41	A	Fresno St.		1 4		220	H	Nevada		4 3				
						41	A	Fresno St.		0 4		75	A	UNLV		2 1				
												195	N	A&M-Corpus Christi		6 2				
												195	N	A&M-Corpus Christi		6 2				
												220	H	Nevada		4 3				
												220	H	Nevada		6 5				
												220	H	Nevada		4 7				
												223	N	Memphis		6 1				

Non-Div. I Games:

New Mexico

RPI	S	Opponent	Score	
224	N	Seattle	2	8
224	N	Seattle	4	3
251	N	Marist	9	2

New Mexico

N  
e  
w  
M  
e  
x  
i  
c  
o

N  
e  
w  
M  
e  
x  
i  
c  
o

Average RPI Win: 150		WON-LOST	WINNING	LAST 10	STRENGTH OF		OPP. STRENGTH	TEAM	ADJ	CONF.	ADJ CONF.
Average RPI Loss: 66		RECORD	PCT. RANK	GAMES	SCHEDULE		OF SCHEDULE	RPI	RPI	RPI	RPI
DIV. I ONLY		12-29-0	.29268	250	4-6-0		35	43	132	.49956	131
DIV. I NON-CONF.		8-15-0	.34783	198	1-1-0		40	39	128	.50246	126
TOTALS		RPI 1-25	RPI 26-50		W-L RECORDS		RPI 51-100		RPI 101-150		RPI 150+
12-29-0		0-8-0	1-5-0		OVERALL		0-7-0		6-8-0		5-1-0
2-13-0		0-0-0	0-1-0		HOME		0-7-0		1-4-0		1-1-0
6-13-0		0-6-0	1-4-0		AWAY		0-0-0		2-3-0		3-0-0
4-3-0		0-2-0	0-0-0		NEUTRAL		0-0-0		3-1-0		1-0-0
8-15-0		0-5-0	1-2-0		NON-CONFERENCE		0-1-0		5-6-0		2-1-0
2-7-0		0-0-0	0-1-0		HOME		0-1-0		1-4-0		1-1-0
2-5-0		0-3-0	1-0-		AWAY		0-0-0		1-1-0		0-0-0
4-3-0		0-2-0	0-0-0		NEUTRAL		0-0-0		3-1-0		1-0-0
4-14-0		0-3-0	0-3-0		CONFERENCE		0-6-0		1-2-0		3-0-0
0-6-0		0-0-0	0-0-0		HOME		0-6-0		0-0-0		0-0-0
4-8-0		0-3-0	0-3-0		AWAY		0-0-0		1-2-0		3-0-0
0-0-0		0-0-0	0-0-0		NEUTRAL		0-0-0		0-0-0		0-0-0
RPI S	Opponent	Score	RPI S	Opponent	Score	RPI S	Opponent	Score	RPI S	Opponent	Score
6 A	Florida St.	0 4	28 A	Texas	3 1	65 H	Texas St.	3 5	104 N	Illinois	10 14
6 A	Florida St.	0 8	30 A	South Ala.	2 7	65 H	Texas St.	1 4	110 A	Jacksonville	4 0
7 A	La.-Lafayette	2 8	30 A	South Ala.	0 11	65 H	Texas St.	2 10	110 A	Jacksonville	5 8
7 A	La.-Lafayette	0 9	30 A	South Ala.	0 7	68 H	Dayton	1 3	111 H	Boston College	3 6
7 A	La.-Lafayette	1 12	37 H	North Carolina	0 9	73 H	La.-Monroe	0 6	121 A	Texas-Arlington	13 10
13 N	Kentucky	0 10	48 A	South Fla.	2 3	73 H	La.-Monroe	6 8	121 A	Texas-Arlington	1 7
13 N	Kentucky	0 9				73 H	La.-Monroe	5 7	121 A	Texas-Arlington	1 2
19 A	Georgia	0 11							130 N	New Mexico	4 2
									130 N	New Mexico	4 2
									134 N	Maine	2 1
									136 H	Eastern Ky.	3 6
									137 H	Tennessee Tech	2 4
									137 H	Tennessee Tech	4 5
									144 H	Binghamton	21 12
									179 A	Appalachian St.	17 3
									179 A	Appalachian St.	6 5
									179 A	Appalachian St.	11 6
									187 H	Bradley	3 2
									205 H	Campbell	6 7
									273 N	Rhode Island	7 2
			LAST 10 GAMES								
			30 A	South Ala.	2 7	179 A	Appalachian St.	11 6			
			30 A	South Ala.	0 7	179 A	Appalachian St.	6 5			
			30 A	South Ala.	0 11	179 A	Appalachian St.	17 3			
			110 A	Jacksonville	5 8	73 H	La.-Monroe	0 6			
			110 A	Jacksonville	4 0	73 H	La.-Monroe	6 8			

Non-Div. I Games:

Ga. Southern

Average RPI Win:		159	WON-LOST RECORD		WINNING PCT. RANK	LAST 10 GAMES		STRENGTH OF SCHEDULE		OPP. STRENGTH OF SCHEDULE	TEAM RPI	ADJ RPI		CONF. RPI	ADJ CONF. RPI		
Average RPI Loss:		65	14-22-0		.38889	197	2-8-0		72	51	130	.49888	132	7	7		
DIV. I ONLY			12-15-0		.44444	157	1-1-0		83	42	112	.51019	113	7	7		
DIV. I NON-CONF.																	
TOTALS		RPI 1-25		RPI 26-50		W-L RECORDS		RPI 51-100		RPI 101-150		RPI 150+					
14-22-0		0-7-0		0-1-0		OVERALL		2-8-0		4-4-0		8-2-0					
5-5-0		0-0-0		0-0-0		HOME		1-3-0		2-2-0		2-0-0					
2-9-0		0-1-0		0-1-0		AWAY		1-4-0		0-0-0		1-2-0					
7-8-0		0-5-0		0-0-0		NEUTRAL		0-1-0		2-2-0		5-0-0					
12-15-0		0-7-0		0-1-0		NON-CONFERENCE		1-3-0		3-2-0		8-2-0					
4-0-0		0-0-0		0-0-0		HOME		1-0-0		1-0-0		2-0-0					
1-7-0		0-2-0		0-0-		AWAY		0-2-0		0-0-0		1-2-0					
7-8-0		0-5-0		0-0-0		NEUTRAL		0-1-0		2-2-0		5-0-0					
2-7-0		0-0-0		0-0-0		CONFERENCE		1-5-0		1-2-0		0-0-0					
1-5-0		0-0-0		0-0-0		HOME		0-3-0		1-2-0		0-0-0					
1-2-0		0-0-0		0-0-0		AWAY		1-2-0		0-0-0		0-0-0					
0-0-0		0-0-0		0-0-0		NEUTRAL		0-0-0		0-0-0		0-0-0					
RPI	S	Opponent		Score		RPI	S	Opponent		Score		RPI	S	Opponent		Score	
1	N	Florida		0	9	41	A	Fresno St.		5	8	51	N	Louisville		4	6
10	A	UCLA		2	10							57	H	CSUN		2	3
10	A	UCLA		0	8							57	H	CSUN		3	4
15	N	California		0	13							57	H	CSUN		0	5
15	N	California		0	8							64	A	Long Beach St.		8	3
16	N	Minnesota		6	15							64	A	Long Beach St.		0	8
24	N	Washington		0	8							64	A	Long Beach St.		0	1
												72	A	Stanford		3	4
												72	H	Stanford		7	4
												75	A	UNLV		4	12

Non-Div. I Games:

UC Davis

I  
U  
P  
U  
I

IUPUI

RPI	S	Opponent	Score	
264	H	Valparaiso	6	4
269	A	IPFW	2	4
269	A	IPFW	13	1
269	A	IPFW	14	1

IUPUI

I  
U  
P  
U  
I

I  
U  
P  
U  
I

Average RPI Win: 195		WON-LOST RECORD		WINNING PCT. RANK		LAST 10 GAMES		STRENGTH OF SCHEDULE		OPP. STRENGTH OF SCHEDULE		TEAM RPI		ADJ RPI		CONF. RPI		ADJ CONF. RPI	
DIV. I ONLY		15-15-0		.5 135		6-4-0		114		205		131		.49712 134		26		26	
DIV. I NON-CONF.		11-13-0		.45833 148		2-2-0		122		193		143		.48847 147		26		27	
TOTALS		RPI 1-25		RPI 26-50		W-L RECORDS		RPI 51-100		RPI 101-150		RPI 150+							
15-15-0		0-2-0		0-3-0		OVERALL		1-0-0		2-5-0		12-5-0							
1-4-0		0-0-0		0-0-0		HOME		0-0-0		1-3-0		0-1-0							
4-2-0		0-0-0		0-2-0		AWAY		0-0-0		0-0-0		4-0-0							
10-9-0		0-2-0		0-1-0		NEUTRAL		1-0-0		1-2-0		8-4-0							
11-13-0		0-2-0		0-3-0		NON-CONFERENCE		1-0-0		1-3-0		9-5-0							
0-2-0		0-0-0		0-0-0		HOME		0-0-0		0-1-0		0-1-0							
1-2-0		0-0-0		0-0-		AWAY		0-0-0		0-0-0		1-0-0							
10-9-0		0-2-0		0-1-0		NEUTRAL		1-0-0		1-2-0		8-4-0							
4-2-0		0-0-0		0-0-0		CONFERENCE		0-0-0		1-2-0		3-0-0							
1-2-0		0-0-0		0-0-0		HOME		0-0-0		1-2-0		0-0-0							
3-0-0		0-0-0		0-0-0		AWAY		0-0-0		0-0-0		3-0-0							
0-0-0		0-0-0		0-0-0		NEUTRAL		0-0-0		0-0-0		0-0-0							
RPI	S	Opponent		Score		RPI	S	Opponent		Score		RPI	S	Opponent		Score			
20	N	James Madison		0	4	35	N	Virginia Tech		2	4	89	N	Jacksonville St.		3	1		
20	N	James Madison		0	2	48	A	South Fla.		2	8	101	H	North Florida		0	3		
						48	A	South Fla.		0	7	120	N	Central Conn. St.		3	5		
												122	N	Syracuse		4	0		
												131	N	Ga. Southern		1	2		
												146	H	Albany (NY)		3	5		
												146	H	Albany (NY)		2	0		
												146	H	Albany (NY)		3	7		
												160	N	East Carolina		11	7		
												165	N	Villanova		3	4		
												166	N	Middle Tenn.		5	2		
												173	H	Central Mich.		5	9		
												192	N	Ill.-Chicago		8	0		
												193	N	Robert Morris		5	1		
												199	N	Georgetown		8	4		
												201	N	Penn		4	5		
												203	N	LIU Brooklyn		2	4		
												209	A	Bowling Green		6	1		
												225	N	Boston U.		2	5		
												229	N	Army		5	0		
												231	A	UMass Lowell		7	0		
												231	A	UMass Lowell		6	3		
												231	A	UMass Lowell		5	4		
												253	N	Yale		8	0		
												275	N	Wagner		10	2		
LAST 10 GAMES																			
						231	A	UMass Lowell		6	3	146	H	Albany (NY)		2	0		
						231	A	UMass Lowell		7	0	203	N	LIU Brooklyn		2	4		
						231	A	UMass Lowell		5	4	120	N	Central Conn. St.		3	5		
						146	H	Albany (NY)		3	5	122	N	Syracuse		4	0		
						146	H	Albany (NY)		3	7	229	N	Army		5	0		

Non-Div. I Games:

Maine





Average RPI Win:		211	WON-LOST RECORD		WINNING PCT. RANK	LAST 10 GAMES	STRENGTH OF SCHEDULE		OPP. STRENGTH OF SCHEDULE	TEAM RPI	ADJ RPI	CONF. RPI	ADJ CONF. RPI
Average RPI Loss:		79	18-22-0		.45 170	5-5-0	116		128	138	.49321 136	22	22
DIV. I ONLY			10-16-0		.38462 183	1-2-0	68		79	132	.49825 130	22	22
DIV. I NON-CONF.													
TOTALS		RPI 1-25	RPI 26-50		W-L RECORDS		RPI 51-100		RPI 101-150		RPI 150+		
18-22-0		0-5-0	1-5-0		OVERALL		0-5-0		3-4-0		14-3-0		
6-4-0		0-0-0	0-2-0		HOME		0-0-0		2-0-0		4-2-0		
4-8-0		0-3-0	0-0-0		AWAY		0-5-0		1-0-0		3-0-0		
8-10-0		0-2-0	1-3-0		NEUTRAL		0-0-0		0-4-0		7-1-0		
10-16-0		0-5-0	1-3-0		NON-CONFERENCE		0-3-0		1-4-0		8-1-0		
0-0-0		0-0-0	0-0-0		HOME		0-0-0		0-0-0		0-0-0		
2-6-0		0-3-0	0-0-		AWAY		0-3-0		1-0-0		1-0-0		
8-10-0		0-2-0	1-3-0		NEUTRAL		0-0-0		0-4-0		7-1-0		
8-6-0		0-0-0	0-2-0		CONFERENCE		0-2-0		2-0-0		6-2-0		
6-4-0		0-0-0	0-2-0		HOME		0-0-0		2-0-0		4-2-0		
2-2-0		0-0-0	0-0-0		AWAY		0-2-0		0-0-0		2-0-0		
0-0-0		0-0-0	0-0-0		NEUTRAL		0-0-0		0-0-0		0-0-0		
RPI S	Opponent	Score	RPI S	Opponent	Score	RPI S	Opponent	Score	RPI S	Opponent	Score		
8 N	Alabama	0 8	30 N	South Ala.	1 0	68 A	Dayton	1 2	107 N	Iowa St.	7 8		
12 A	Tennessee	4 7	34 N	North Carolina St.	1 8	68 A	Dayton	9 10	109 N	FIU	1 4		
12 A	Tennessee	2 7	34 N	North Carolina St.	2 5	75 A	UNLV	2 3	119 N	Houston	2 7		
13 A	Kentucky	0 2	37 N	North Carolina	0 7	98 A	Murray St.	4 5	128 N	UC Santa Barbara	4 7		
15 N	California	2 9	42 H	SIUE	0 8	98 A	Murray St.	1 3	131 A	Ga. Southern	6 3		
			42 H	SIUE	1 5				145 H	Eastern Ill.	10 1		
									145 H	Eastern Ill.	4 0		
									152 A	Miami (OH)	10 0		
									174 N	Lamar	4 7		
									187 N	Bradley	12 7		
									187 N	Bradley	9 8		
									196 N	Wright St.	12 3		
									219 H	Morehead St.	5 6		
									219 H	Morehead St.	4 7		
									219 H	Morehead St.	10 0		
									257 A	Belmont	4 1		
									257 A	Belmont	10 0		
									260 H	Tennessee St.	11 3		
									260 H	Tennessee St.	2 1		
									260 H	Tennessee St.	8 3		
									261 N	Jackson St.	1 0		
									263 N	Houston Baptist	4 2		
									291 N	Alabama A&M	2 1		
									291 N	Alabama A&M	8 0		
			LAST 10 GAMES										
			260 H	Tennessee St.	2 1	98 A	Murray St.	4 5					
			260 H	Tennessee St.	11 3	98 A	Murray St.	1 3					
			260 H	Tennessee St.	8 3	152 A	Miami (OH)	10 0					
			12 A	Tennessee	2 7	219 H	Morehead St.	10 0					
			12 A	Tennessee	4 7	219 H	Morehead St.	4 7					

Non-Div. I Games:

Eastern Ky.

Average RPI Win:		181	WON-LOST RECORD		WINNING PCT. RANK		LAST 10 GAMES		STRENGTH OF SCHEDULE		OPP. STRENGTH OF SCHEDULE		TEAM RPI		ADJ RPI		CONF. RPI		ADJ CONF. RPI				
Average RPI Loss:		124																					
DIV. I ONLY			24-20-0		.54545	114	5-5-0		205		152		137		.49139		137	22		22			
DIV. I NON-CONF.			13-14-0		.48148	138	0-3-0		192		106		154		.4837		156	22		22			
TOTALS		RPI 1-25		RPI 26-50		W-L RECORDS		RPI 51-100		RPI 101-150		RPI 150+											
24-20-0		0-3-0		2-3-0		OVERALL		4-3-0		4-4-0		14-7-0											
8-6-0		0-2-0		0-0-0		HOME		2-1-0		0-0-0		6-3-0											
11-9-0		0-1-0		2-3-0		AWAY		2-1-0		4-2-0		3-2-0											
5-5-0		0-0-0		0-0-0		NEUTRAL		0-1-0		0-2-0		5-2-0											
13-14-0		0-3-0		0-3-0		NON-CONFERENCE		2-2-0		3-3-0		8-3-0											
2-2-0		0-2-0		0-0-0		HOME		0-0-0		0-0-0		2-0-0											
6-7-0		0-1-0		0-0-		AWAY		2-1-0		3-1-0		1-1-0											
5-5-0		0-0-0		0-0-0		NEUTRAL		0-1-0		0-2-0		5-2-0											
11-6-0		0-0-0		2-0-0		CONFERENCE		2-1-0		1-1-0		6-4-0											
6-4-0		0-0-0		0-0-0		HOME		2-1-0		0-0-0		4-3-0											
5-2-0		0-0-0		2-0-0		AWAY		0-0-0		1-1-0		2-1-0											
0-0-0		0-0-0		0-0-0		NEUTRAL		0-0-0		0-0-0		0-0-0											
RPI	S	Opponent		Score		RPI	S	Opponent		Score		RPI	S	Opponent		Score		RPI	S	Opponent		Score	
12	A	Tennessee		1	6	42	A	SIUE		4	3	67	A	Kennesaw St.		0	1	111	N	Boston College		1	7
13	H	Kentucky		1	5	42	A	SIUE		4	2	68	N	Dayton		3	8	131	A	Ga. Southern		5	4
13	H	Kentucky		0	10	43	A	Georgia St.		10	11	89	H	Jacksonville St.		1	2	131	A	Ga. Southern		4	2
						43	A	Georgia St.		1	12	89	H	Jacksonville St.		7	6	144	N	Binghamton		2	6
						44	A	Chattanooga		4	6	89	H	Jacksonville St.		3	1	145	A	Eastern Ill.		2	3
												100	A	Samford		10	5	145	A	Eastern Ill.		1	0
												100	A	Samford		8	7	148	A	Charleston So.		6	4
																		148	A	Charleston So.		5	8
																		180	N	UNCW		2	1
																		184	H	UT Martin		2	1
																		184	H	UT Martin		0	8
																		200	A	East Tenn. St.		4	5
																		200	A	East Tenn. St.		3	2
																		205	N	Campbell		0	3
																		212	N	Radford		4	2
																		212	N	Radford		8	2
																		215	H	Southeast Mo. St.		3	0
																		215	H	Southeast Mo. St.		4	6
																		221	N	Ohio		3	4
																		257	H	Belmont		5	9
																		257	H	Belmont		9	8
																		257	H	Belmont		7	0
																		260	A	Tennessee St.		10	0
																		260	A	Tennessee St.		1	6
																		260	A	Tennessee St.		10	0
																		271	H	Northern Ky.		10	3
																		271	H	Northern Ky.		9	0

Non-Div. I Games:

Tennessee Tech

RPI	S	Opponent	Score	
271	N	Northern Ky.	10	0
278	N	N.C. A&T	6	3

Tennessee Tech

T  
e  
n  
n  
e  
s  
s  
e  
e  
T  
e  
c  
h

T  
e  
n  
n  
e  
s  
s  
e  
e  
T  
e  
c  
h

[illegible]

**Non-Div. I Games:**

Northern Ill.

Average RPI Win:	198	WON-LOST RECORD	WINNING PCT. RANK	LAST 10 GAMES	STRENGTH OF SCHEDULE	OPP. STRENGTH OF SCHEDULE	TEAM RPI	ADJ RPI	CONF. RPI	ADJ CONF. RPI					
DIV. I ONLY	22-17-0	.5641	108	3-7-0	176	252	135	.4901	139	24	25				
DIV. I NON-CONF.	21-12-0	.63636	80	3-2-0	246	251	130	.49346	135	25	25				
<hr/>															
TOTALS	RPI 1-25	RPI 26-50		W-L RECORDS		RPI 51-100		RPI 101-150		RPI 150+					
22-17-0	0-0-0	0-1-0		OVERALL		1-6-0		5-3-0		16-7-0					
6-2-0	0-0-0	0-0-0		HOME		0-0-0		4-0-0		2-2-0					
1-6-0	0-0-0	0-0-0		AWAY		0-5-0		0-1-0		1-0-0					
15-9-0	0-0-0	0-1-0		NEUTRAL		1-1-0		1-2-0		13-5-0					
21-12-0	0-0-0	0-1-0		NON-CONFERENCE		1-3-0		5-3-0		15-5-0					
5-0-0	0-0-0	0-0-0		HOME		0-0-0		4-0-0		1-0-0					
1-3-0	0-0-0	0-0-		AWAY		0-2-0		0-1-0		1-0-0					
15-9-0	0-0-0	0-1-0		NEUTRAL		1-1-0		1-2-0		13-5-0					
1-5-0	0-0-0	0-0-0		CONFERENCE		0-3-0		0-0-0		1-2-0					
1-2-0	0-0-0	0-0-0		HOME		0-0-0		0-0-0		1-2-0					
0-3-0	0-0-0	0-0-0		AWAY		0-3-0		0-0-0		0-0-0					
0-0-0	0-0-0	0-0-0		NEUTRAL		0-0-0		0-0-0		0-0-0					
RPI	S	Opponent	Score	RPI	S	Opponent	Score	RPI	S	Opponent	Score				
				40	N	Marshall	3 11	66	N	Towson	2 7				
								78	A	Lehigh	2 11				
								78	A	Lehigh	3 11				
								78	A	Lehigh	3 7				
								93	A	Penn St.	1 13				
								93	A	Penn St.	8 9				
								98	N	Murray St.	4 3				
										111	N	Boston College	1 8		
										112	H	Saint Francis (PA)	5 3		
										112	H	Saint Francis (PA)	6 1		
										117	A	Coastal Caro.	3 11		
										138	N	Northern Ill.	1 2		
										144	H	Binghamton	5 1		
										144	H	Binghamton	2 1		
										146	N	Albany (NY)	8 3		
										154	N	Southern Ill.	1 8		
										160	A	East Carolina	16 2		
										176	N	Presbyterian	8 0		
										188	H	Colgate	2 5		
										188	H	Colgate	8 6		
										188	H	Colgate	4 7		
										193	H	Robert Morris	9 8		
										193	N	Robert Morris	6 5		
										200	N	East Tenn. St.	7 8		
										204	N	Canisius	9 4		
										206	N	Toledo	4 3		
										209	N	Bowling Green	8 4		
										214	N	Sacred Heart	9 1		
										235	N	Brown	11 6		
										235	N	Brown	6 10		
										245	N	Florida A&M	3 4		
										248	N	Hampton	4 7		
										252	N	Cornell	7 4		
										252	N	Cornell	9 0		
<hr/>															
LAST 10 GAMES															
				144	H	Binghamton	2 1	78	A	Lehigh	2 11	235	N	Brown	6 10
				144	H	Binghamton	5 1	93	A	Penn St.	8 9	245	N	Florida A&M	3 4
				193	H	Robert Morris	9 8	93	A	Penn St.	1 13	248	N	Hampton	4 7
				78	A	Lehigh	3 7	188	H	Colgate	2 5	252	N	Cornell	7 4
				78	A	Lehigh	3 11	188	H	Colgate	4 7	252	N	Cornell	9 0

Non-Div. I Games:

Bucknell

RPI	S	Opponent	Score	
264	N	Valparaiso	6	2
287	N	Niagara	5	3
287	N	Niagara	10	5
290	N	Saint Peter's	3	2

Bucknell

B  
u  
c  
k  
n  
e  
l  
l

B  
u  
c  
k  
n  
e  
l  
l

W  
i  
n  
t  
h  
r  
o  
p

Winthrop

Average RPI Win:		199	WON-LOST RECORD		WINNING PCT. RANK		LAST 10 GAMES		STRENGTH OF SCHEDULE		OPP. STRENGTH OF SCHEDULE		TEAM RPI		ADJ RPI		CONF. RPI		ADJ CONF. RPI				
DIV. I ONLY			9-8-0		.52941 122		8-2-0		211		120		141		.48875 141		18		19				
DIV. I NON-CONF.			2-6-0		.25 249		1-0-0		22		108		153		.48492 152		19		20				
TOTALS		RPI 1-25		RPI 26-50		W-L RECORDS		RPI 51-100		RPI 101-150		RPI 150+											
9-8-0		0-1-0		0-1-0		OVERALL		1-5-0		2-0-0		6-1-0											
5-0-0		0-0-0		0-0-0		HOME		0-0-0		2-0-0		3-0-0											
4-5-0		0-0-0		0-0-0		AWAY		1-5-0		0-0-0		3-0-0											
0-3-0		0-1-0		0-1-0		NEUTRAL		0-0-0		0-0-0		0-1-0											
2-6-0		0-1-0		0-1-0		NON-CONFERENCE		1-3-0		0-0-0		1-1-0											
0-0-0		0-0-0		0-0-0		HOME		0-0-0		0-0-0		0-0-0											
2-3-0		0-0-0		0-0-		AWAY		1-3-0		0-0-0		1-0-0											
0-3-0		0-1-0		0-1-0		NEUTRAL		0-0-0		0-0-0		0-1-0											
7-2-0		0-0-0		0-0-0		CONFERENCE		0-2-0		2-0-0		5-0-0											
5-0-0		0-0-0		0-0-0		HOME		0-0-0		2-0-0		3-0-0											
2-2-0		0-0-0		0-0-0		AWAY		0-2-0		0-0-0		2-0-0											
0-0-0		0-0-0		0-0-0		NEUTRAL		0-0-0		0-0-0		0-0-0											
RPI	S	Opponent		Score		RPI	S	Opponent		Score		RPI	S	Opponent		Score							
22	N	Kansas		1	8	44	N	Chattanooga		0	4	82	A	Fordham		0	8	147	H	St. Bonaventure 6 2			
												82	A	Fordham		1	8	147	H	St. Bonaventure 10 5			
												84	A	Stetson		5	3	197	A	George Washington 3 1			
												84	A	Stetson		0	7	197	A	George Washington 10 1			
												84	A	Stetson		1	7	201	A	Penn 7 6			
												84	A	Stetson		4	13	214	N	Sacred Heart 4 7			
														273 H Rhode Island		8	4						
														273 H Rhode Island		2	0						
														273 H Rhode Island		10	2						
						LAST 10 GAMES																	
						273	H	Rhode Island		8	4	82	A	Fordham		1	8						
						273	H	Rhode Island		2	0	82	A	Fordham		0	8						
						273	H	Rhode Island		10	2	201	A	Penn		7	6						
						147	H	St. Bonaventure		10	5	197	A	George Washington		3	1						
						147	H	St. Bonaventure		6	2	197	A	George Washington		10	1						

Non-Div. I Games:

La Salle



Average RPI Win: 173		WON-LOST	WINNING	LAST 10	STRENGTH OF		OPP. STRENGTH	TEAM	ADJ	CONF.	ADJ CONF.
Average RPI Loss: 124		RECORD	PCT. RANK	GAMES	SCHEDULE		OF SCHEDULE	RPI	RPI	RPI	RPI
DIV. I ONLY		19-23-0	.45238	167	5-5-0		109	194	142	.48848	142
DIV. I NON-CONF.		11-19-0	.36667	191	0-2-0		141	222	197	.46009	195
TOTALS		RPI 1-25	RPI 26-50		W-L RECORDS		RPI 51-100		RPI 101-150		RPI 150+
19-23-0	0-0-0	0-6-0		OVERALL		4-3-0		5-4-0		10-10-0	
8-1-0	0-0-0	0-0-0		HOME		3-0-0		0-0-0		5-1-0	
6-14-0	0-0-0	0-4-0		AWAY		1-2-0		5-2-0		0-5-0	
5-8-0	0-0-0	0-1-0		NEUTRAL		0-1-0		0-2-0		5-4-0	
11-19-0	0-0-0	0-6-0		NON-CONFERENCE		0-1-0		3-3-0		8-9-0	
3-0-0	0-0-0	0-0-0		HOME		0-0-0		0-0-0		3-0-0	
3-11-0	0-0-0	0-0-		AWAY		0-0-0		3-1-0		0-5-0	
5-8-0	0-0-0	0-1-0		NEUTRAL		0-1-0		0-2-0		5-4-0	
8-4-0	0-0-0	0-0-0		CONFERENCE		4-2-0		2-1-0		2-1-0	
5-1-0	0-0-0	0-0-0		HOME		3-0-0		0-0-0		2-1-0	
3-3-0	0-0-0	0-0-0		AWAY		1-2-0		2-1-0		0-0-0	
0-0-0	0-0-0	0-0-0		NEUTRAL		0-0-0		0-0-0		0-0-0	
RPI S	Opponent	Score	RPI S	Opponent	Score	RPI S	Opponent	Score	RPI S	Opponent	Score
33 A	South Carolina	1 3	37 A	North Carolina	0 1	87 A	Mercer	1 3	106 A	Charlotte	5 1
39 A	USC Upstate	3 11	39 A	USC Upstate	0 7	87 A	Mercer	2 3	106 A	Charlotte	4 3
39 A	USC Upstate	0 4	87 A	Mercer	6 5	125 A	UNCG	7 1	125 A	UNCG	1 2
39 A	USC Upstate	0 4	88 N	Weber St.	2 11	125 A	UNCG	2 0	125 A	UNCG	2 0
50 N	BYU	1 3	100 H	Samford	3 2	129 N	San Diego	4 5	140 A	Winthrop	1 0
			100 H	Samford	2 1	140 A	Winthrop	2 4	146 N	Albany (NY)	0 4
			100 H	Samford	6 0	151 N	Delaware	0 7	151 N	Delaware	2 9
						151 N	Delaware	3 1	155 A	Bakersfield	1 4
						155 A	Bakersfield	0 1	177 N	Utah Valley	2 4
						180 A	UNCW	1 4	200 H	East Tenn. St.	8 0
						200 H	East Tenn. St.	7 5	200 H	East Tenn. St.	10 12
						210 A	Virginia	1 10	210 A	Virginia	1 2
						210 A	Virginia	1 2	212 N	Radford	4 1
						216 N	Santa Clara	7 9	221 H	Ohio	12 1
						251 N	Marist	6 1	257 N	Belmont	6 5
						257 N	Belmont	4 1	257 N	Belmont	4 1
LAST 10 GAMES			LAST 10 GAMES			LAST 10 GAMES			LAST 10 GAMES		
100 H	Samford	3 2	125 A	UNCG	1 2	210 A	Virginia	1 2	251 N	Marist	6 1
100 H	Samford	2 1	210 A	Virginia	1 10	257 N	Belmont	6 5	257 N	Belmont	4 1
100 H	Samford	6 0	87 A	Mercer	1 3						
125 A	UNCG	2 0	87 A	Mercer	2 3						
125 A	UNCG	7 1									

Non-Div. I Games:

Western Caro.

RPI	S	Opponent	Score	
278	H	N.C. A&T	8	5
278	H	N.C. A&T	7	0

Western Caro.

W  
e  
s  
t  
e  
r  
n  
C  
a  
r  
o  
.

W  
e  
s  
t  
e  
r  
n  
C  
a  
r  
o  
.

Average RPI Win: 179		WON-LOST	WINNING	LAST 10	STRENGTH OF		OPP. STRENGTH	TEAM	ADJ	CONF.	ADJ CONF.
Average RPI Loss: 74		RECORD	PCT. RANK	GAMES	SCHEDULE		OF SCHEDULE	RPI	RPI	RPI	RPI
DIV. I ONLY		17-22-0	.4359	177	4-6-0		134	76	143	.48744	143
DIV. I NON-CONF.		15-13-0	.53571	119	2-0-0		128	137	109	.51168	110
TOTALS		RPI 1-25	RPI 26-50		W-L RECORDS		RPI 51-100		RPI 101-150		RPI 150+
17-22-0		0-1-0	0-6-0		OVERALL		2-10-0		3-3-0		12-2-0
4-4-0		0-0-0	0-0-0		HOME		1-2-0		1-2-0		2-0-0
3-6-0		0-0-0	0-3-0		AWAY		0-3-0		1-0-0		2-0-0
10-12-0		0-1-0	0-3-0		NEUTRAL		1-5-0		1-1-0		8-2-0
15-13-0		0-1-0	0-4-0		NON-CONFERENCE		1-5-0		2-1-0		12-2-0
2-0-0		0-0-0	0-0-0		HOME		0-0-0		0-0-0		2-0-0
3-1-0		0-0-0	0-0-		AWAY		0-0-0		1-0-0		2-0-0
10-12-0		0-1-0	0-3-0		NEUTRAL		1-5-0		1-1-0		8-2-0
2-9-0		0-0-0	0-2-0		CONFERENCE		1-5-0		1-2-0		0-0-0
2-4-0		0-0-0	0-0-0		HOME		1-2-0		1-2-0		0-0-0
0-5-0		0-0-0	0-2-0		AWAY		0-3-0		0-0-0		0-0-0
0-0-0		0-0-0	0-0-0		NEUTRAL		0-0-0		0-0-0		0-0-0
RPI S	Opponent	Score	RPI S	Opponent	Score	RPI S	Opponent	Score	RPI S	Opponent	Score
5 N	Oregon	2 10	31 A	Northwestern	6 14	56 N	New Mexico St.	0 5	108 H	Iowa	5 4
			31 A	Northwestern	0 19	56 N	New Mexico St.	7 8	108 H	Iowa	4 16
			45 N	UAB	7 8	57 N	CSUN	3 4	108 H	Iowa	2 3
			45 N	UAB	2 3	60 A	Purdue	0 6	111 N	Boston College	4 3
			46 N	Oregon St.	0 5	60 A	Purdue	0 9	113 A	Col. of Charleston	7 2
			48 A	South Fla.	1 3	60 A	Purdue	1 4	130 N	New Mexico	1 3
						73 N	La.-Monroe	8 9	153 N	DePaul	9 0
						77 N	Idaho St.	5 9	173 N	Central Mich.	0 3
						83 N	Furman	5 3	175 N	Seton Hall	9 2
						93 H	Penn St.	14 13	177 N	Utah Valley	5 9
						93 H	Penn St.	8 11	182 N	South Dakota	4 1
						93 H	Penn St.	5 15	182 N	South Dakota	6 1
									195 A	A&M-Corpus Christi	4 2
									195 A	A&M-Corpus Christi	5 4
									210 N	Virginia	5 0
									223 N	Memphis	14 7
									247 N	Portland St.	2 1
									251 N	Marist	6 3
									264 H	Valparaiso	11 2
									264 H	Valparaiso	10 2
LAST 10 GAMES											
			108 H	Iowa	2 3	93 H	Penn St.	5 15			
			108 H	Iowa	5 4	93 H	Penn St.	8 11			
			108 H	Iowa	4 16	93 H	Penn St.	14 13			
			264 H	Valparaiso	10 2	31 A	Northwestern	6 14			
			264 H	Valparaiso	11 2	31 A	Northwestern	0 19			

Non-Div. I Games:

Wisconsin

Average RPI Win: 216		WON-LOST	WINNING	LAST 10	STRENGTH OF		OPP. STRENGTH	TEAM	ADJ	CONF.	ADJ CONF.
Average RPI Loss: 87		RECORD	PCT. RANK	GAMES	SCHEDULE		OF SCHEDULE	RPI	RPI	RPI	RPI
DIV. I ONLY		12-13-0	.48	149	4-6-0		163	148	146	.48634	144
DIV. I NON-CONF.		9-11-0	.45	155	1-4-0		111	128	133	.49613	133
TOTALS		RPI 1-25	RPI 26-50		W-L RECORDS		RPI 51-100		RPI 101-150		RPI 150+
12-13-0		0-3-0	0-1-0		OVERALL		1-2-0		2-7-0		9-0-0
0-0-0		0-0-0	0-0-0		HOME		0-0-0		0-0-0		0-0-0
3-8-0		0-2-0	0-1-0		AWAY		0-0-0		1-5-0		2-0-0
9-5-0		0-1-0	0-0-0		NEUTRAL		1-2-0		1-2-0		7-0-0
9-11-0		0-3-0	0-1-0		NON-CONFERENCE		1-2-0		1-5-0		7-0-0
0-0-0		0-0-0	0-0-0		HOME		0-0-0		0-0-0		0-0-0
0-6-0		0-2-0	0-0-		AWAY		0-0-0		0-3-0		0-0-0
9-5-0		0-1-0	0-0-0		NEUTRAL		1-2-0		1-2-0		7-0-0
3-2-0		0-0-0	0-0-0		CONFERENCE		0-0-0		1-2-0		2-0-0
0-0-0		0-0-0	0-0-0		HOME		0-0-0		0-0-0		0-0-0
3-2-0		0-0-0	0-0-0		AWAY		0-0-0		1-2-0		2-0-0
0-0-0		0-0-0	0-0-0		NEUTRAL		0-0-0		0-0-0		0-0-0
RPI S	Opponent	Score	RPI S	Opponent	Score	RPI S	Opponent	Score	RPI S	Opponent	Score
4 N	Michigan	0 15	34 A	North Carolina St.	0 7	81 N	Lipscomb	7 5	111 N	Boston College	4 5
14 A	Arizona St.	5 22				82 N	Fordham	4 6	111 N	Boston College	11 13
14 A	Arizona St.	0 1				86 N	Longwood	4 8	131 A	Ga. Southern	12 21
									135 A	Stony Brook	13 7
									135 A	Stony Brook	0 15
									135 A	Stony Brook	0 3
									137 N	Tennessee Tech	6 2
									139 A	Bucknell	1 5
									139 A	Bucknell	1 2
									205 N	Campbell	9 8
									206 N	Toledo	16 11
									206 N	Toledo	5 4
									249 N	Manhattan	8 0
									249 N	Manhattan	9 5
									274 N	Rider	3 2
									274 N	Rider	20 2
									285 A	Hartford	8 0
									285 A	Hartford	10 2
LAST 10 GAMES											
139 A	Bucknell	1 2	135 A	Stony Brook	0 15						
139 A	Bucknell	1 5	135 A	Stony Brook	0 3						
285 A	Hartford	10 2	81 N	Lipscomb	7 5						
285 A	Hartford	8 0	34 A	North Carolina St.	0 7						
135 A	Stony Brook	13 7	86 N	Longwood	4 8						

Non-Div. I Games:

Binghamton

Average RPI Win:		191	WON-LOST RECORD		WINNING PCT. RANK		LAST 10 GAMES		STRENGTH OF SCHEDULE		OPP. STRENGTH OF SCHEDULE		TEAM RPI		ADJ RPI		CONF. RPI		ADJ CONF. RPI				
DIV. I ONLY			14-21-0		.4 188		4-6-0		86		176		147		.48532 145		22		22				
DIV. I NON-CONF.			5-13-0		.27778 237		0-2-0		48		87		174		.47459 175		22		22				
TOTALS		RPI 1-25		RPI 26-50		W-L RECORDS		RPI 51-100		RPI 101-150		RPI 150+											
14-21-0		0-4-0		0-1-0		OVERALL		3-7-0		2-4-0		9-5-0											
4-3-0		0-0-0		0-0-0		HOME		3-2-0		1-1-0		0-0-0											
5-12-0		0-4-0		0-0-0		AWAY		0-3-0		0-2-0		5-3-0											
5-6-0		0-0-0		0-1-0		NEUTRAL		0-2-0		1-1-0		4-2-0											
5-13-0		0-4-0		0-1-0		NON-CONFERENCE		0-5-0		1-1-0		4-2-0											
0-0-0		0-0-0		0-0-0		HOME		0-0-0		0-0-0		0-0-0											
0-7-0		0-4-0		0-0-		AWAY		0-3-0		0-0-0		0-0-0											
5-6-0		0-0-0		0-1-0		NEUTRAL		0-2-0		1-1-0		4-2-0											
9-8-0		0-0-0		0-0-0		CONFERENCE		3-2-0		1-3-0		5-3-0											
4-3-0		0-0-0		0-0-0		HOME		3-2-0		1-1-0		0-0-0											
5-5-0		0-0-0		0-0-0		AWAY		0-0-0		0-2-0		5-3-0											
0-0-0		0-0-0		0-0-0		NEUTRAL		0-0-0		0-0-0		0-0-0											
RPI	S	Opponent		Score		RPI	S	Opponent		Score		RPI	S	Opponent		Score							
2	A	LSU		1	6	43	N	Georgia St.		6	7	67	A	Kennesaw St.		4	6	133	N	IUPUI		1	3
3	A	Auburn		1	9							87	N	Mercer		4	6	136	A	Eastern Ky.		0	4
7	A	La.-Lafayette		0	9							89	H	Jacksonville St.		2	1	136	A	Eastern Ky.		1	10
7	A	La.-Lafayette		0	17							89	H	Jacksonville St.		1	5	137	H	Tennessee Tech		3	2
												97	A	Ball St.		2	7	137	H	Tennessee Tech		0	1
												97	A	Ball St.		3	4	140	N	Winthrop		4	3
												97	N	Ball St.		3	4	156	N	Indiana		8	9
												98	H	Murray St.		0	4	184	A	UT Martin		3	0
												98	H	Murray St.		7	6	184	A	UT Martin		4	8
												98	H	Murray St.		3	1	184	A	UT Martin		4	2
																		185	N	Butler		5	2
																		186	N	Cleveland St.		0	3
																		219	A	Morehead St.		3	4
																		219	A	Morehead St.		8	2
																		262	A	Austin Peay		12	8
																		262	A	Austin Peay		7	8
																		262	A	Austin Peay		12	0
																		271	N	Northern Ky.		6	5
																		272	N	Incarnate Word		7	4
																		272	N	Incarnate Word		6	1
LAST 10 GAMES																							
184 A		UT Martin		4	2	89 H		Jacksonville St.		2	1	137 H		Tennessee Tech		0	1						
184 A		UT Martin		4	8	89 H		Jacksonville St.		1	5	137 H		Tennessee Tech		3	2						
184 A		UT Martin		3	0	97 A		Ball St.		3	4	98 H		Murray St.		0	4						
97 A		Ball St.		3	4	98 H		Murray St.		0	4												
97 A		Ball St.		2	7																		

Non-Div. I Games:

Eastern Ill.

Average RPI Win:		213	WON-LOST RECORD		WINNING PCT. RANK		LAST 10 GAMES		STRENGTH OF SCHEDULE		OPP. STRENGTH OF SCHEDULE		TEAM RPI		ADJ RPI		CONF. RPI		ADJ CONF. RPI	
DIV. I ONLY			18-9-0		.66667 53		8-2-0		261		233		145		.48479 146		26		26	
DIV. I NON-CONF.			14-7-0		.66667 62		4-0-0		289		214		181		.46836 184		26		27	
TOTALS		RPI 1-25		RPI 26-50		W-L RECORDS		RPI 51-100		RPI 101-150		RPI 150+								
18-9-0		0-0-0		0-1-0		OVERALL		1-1-0		4-4-0		13-3-0								
4-1-0		0-0-0		0-0-0		HOME		0-0-0		1-0-0		3-1-0								
2-3-0		0-0-0		0-1-0		AWAY		0-0-0		2-2-0		0-0-0								
12-5-0		0-0-0		0-0-0		NEUTRAL		1-1-0		1-2-0		10-2-0								
14-7-0		0-0-0		0-1-0		NON-CONFERENCE		1-1-0		2-3-0		11-2-0								
2-0-0		0-0-0		0-0-0		HOME		0-0-0		1-0-0		1-0-0								
0-2-0		0-0-0		0-0-		AWAY		0-0-0		0-1-0		0-0-0								
12-5-0		0-0-0		0-0-0		NEUTRAL		1-1-0		1-2-0		10-2-0								
4-2-0		0-0-0		0-0-0		CONFERENCE		0-0-0		2-1-0		2-1-0								
2-1-0		0-0-0		0-0-0		HOME		0-0-0		0-0-0		2-1-0								
2-1-0		0-0-0		0-0-0		AWAY		0-0-0		2-1-0		0-0-0								
0-0-0		0-0-0		0-0-0		NEUTRAL		0-0-0		0-0-0		0-0-0								
RPI	S	Opponent		Score		RPI	S	Opponent		Score		RPI	S	Opponent		Score				
38	A	Fla. Atlantic		1	10	83	N	Furman		2	4	101	N	North Florida		2	10			
						83	N	Furman		7	1	126	H	UConn		2	1			
												134	A	Maine		5	3			
												134	A	Maine		7	3			
												134	A	Maine		0	2			
												139	N	Bucknell		3	8			
												140	A	Winthrop		2	8			
												142	N	Western Caro.		4	0			
												162	N	Creighton		0	11			
												182	N	South Dakota		8	4			
												207	N	Princeton		12	4			
												233	N	Green Bay		2	1			
												233	N	Green Bay		3	2			
												241	H	Bryant		6	0			
												245	N	Florida A&M		2	0			
												245	N	Florida A&M		4	3			
												250	H	UMBC		11	6			
												250	H	UMBC		1	0			
												250	H	UMBC		2	3			
												264	N	Valparaiso		6	5			
												264	N	Valparaiso		2	9			
												287	N	Niagara		7	6			
												290	N	Saint Peter's		9	1			
												290	N	Saint Peter's		8	0			
LAST 10 GAMES																				
250	H	UMBC		1	0	134	A	Maine		7	3	290	N	Saint Peter's		9	1			
250	H	UMBC		11	6	134	A	Maine		0	2	290	N	Saint Peter's		8	0			
250	H	UMBC		2	3	126	H	UConn		2	1									
241	H	Bryant		6	0	233	N	Green Bay		2	1									
134	A	Maine		5	3	290	N	Saint Peter's		8	0									

**Non-Div. I Games:**

Albany (NY)

Average RPI Win: 168		WON-LOST RECORD		WINNING PCT. RANK		LAST 10 GAMES		STRENGTH OF SCHEDULE		OPP. STRENGTH OF SCHEDULE		TEAM RPI		ADJ RPI		CONF. RPI		ADJ CONF. RPI	
DIV. I ONLY		8-15-0		.34783 217		4-6-0		59		199		151		.48454 147		18		19	
DIV. I NON-CONF.		4-9-0		.30769 218		0-0-0		35		166		158		.48398 154		19		20	
TOTALS		RPI 1-25		RPI 26-50		W-L RECORDS		RPI 51-100		RPI 101-150		RPI 150+							
8-15-0		0-0-0		0-1-0		OVERALL		1-6-0		1-5-0		6-3-0							
2-1-0		0-0-0		0-0-0		HOME		0-0-0		0-0-0		2-1-0							
3-7-0		0-0-0		0-0-0		AWAY		1-3-0		0-4-0		2-0-0							
3-7-0		0-0-0		0-1-0		NEUTRAL		0-3-0		1-1-0		2-2-0							
4-9-0		0-0-0		0-1-0		NON-CONFERENCE		1-3-0		1-3-0		2-2-0							
0-0-0		0-0-0		0-0-0		HOME		0-0-0		0-0-0		0-0-0							
1-2-0		0-0-0		0-0-		AWAY		1-0-0		0-2-0		0-0-0							
3-7-0		0-0-0		0-1-0		NEUTRAL		0-3-0		1-1-0		2-2-0							
4-6-0		0-0-0		0-0-0		CONFERENCE		0-3-0		0-2-0		4-1-0							
2-1-0		0-0-0		0-0-0		HOME		0-0-0		0-0-0		2-1-0							
2-5-0		0-0-0		0-0-0		AWAY		0-3-0		0-2-0		2-0-0							
0-0-0		0-0-0		0-0-0		NEUTRAL		0-0-0		0-0-0		0-0-0							
RPI S	Opponent	Score		RPI S	Opponent	Score		RPI S	Opponent	Score		RPI S	Opponent	Score					
				35 N	Virginia Tech	1	6	55 N	Ole Miss	2	9	106 N	Charlotte	7	6				
								59 A	Hawaii	2	1	107 N	Iowa St.	2	3				
								62 N	Kent St.	4	18	117 A	Coastal Caro.	0	8				
								62 N	Kent St.	0	1	117 A	Coastal Caro.	0	3				
								68 A	Dayton	0	8	141 A	La Salle	5	10				
								68 A	Dayton	3	8	141 A	La Salle	2	6				
								68 A	Dayton	1	3	169 N	Western Ill.	5	4				
												169 N	Western Ill.	0	2				
												191 H	George Mason	8	7				
												191 H	George Mason	1	7				
												191 H	George Mason	11	3				
												193 N	Robert Morris	5	8				
												197 A	George Washington	9	1				
												197 A	George Washington	6	2				
												234 N	Columbia	5	2				
LAST 10 GAMES																			
				191 H	George Mason	1	7	197 A	George Washington	9	1								
				191 H	George Mason	8	7	197 A	George Washington	6	2								
				191 H	George Mason	11	3	68 A	Dayton	0	8								
				141 A	La Salle	5	10	68 A	Dayton	1	3								
				141 A	La Salle	2	6	68 A	Dayton	3	8								

Non-Div. I Games:

St. Bonaventure

Average RPI Win: Average RPI Loss:	208 134	WON-LOST RECORD	WINNING PCT. RANK	LAST 10 GAMES	STRENGTH OF SCHEDULE	OPP. STRENGTH OF SCHEDULE	TEAM RPI	ADJ RPI	CONF. RPI	ADJ CONF. RPI		
DIV. I ONLY		27-19-0	.58696	90	6-4-0	229	207	144	.48421	148	17	18
DIV. I NON-CONF.		18-13-0	.58065	101	0-1-0	219	226	135	.4922	136	17	17
<hr/>												
TOTALS	RPI 1-25	RPI 26-50		W-L RECORDS		RPI 51-100		RPI 101-150		RPI 150+		
27-19-0	0-0-0	0-4-0		OVERALL		1-2-0		3-5-0		23-8-0		
20-10-0	0-0-0	0-0-0		HOME		1-1-0		3-3-0		16-6-0		
4-6-0	0-0-0	0-2-0		AWAY		0-0-0		0-2-0		4-2-0		
3-3-0	0-0-0	0-2-0		NEUTRAL		0-1-0		0-0-0		3-0-0		
18-13-0	0-0-0	0-4-0		NON-CONFERENCE		1-2-0		1-4-0		16-3-0		
15-6-0	0-0-0	0-0-0		HOME		1-1-0		1-2-0		13-3-0		
0-4-0	0-0-0	0-0-		AWAY		0-0-0		0-2-0		0-0-0		
3-3-0	0-0-0	0-2-0		NEUTRAL		0-1-0		0-0-0		3-0-0		
9-6-0	0-0-0	0-0-0		CONFERENCE		0-0-0		2-1-0		7-5-0		
5-4-0	0-0-0	0-0-0		HOME		0-0-0		2-1-0		3-3-0		
4-2-0	0-0-0	0-0-0		AWAY		0-0-0		0-0-0		4-2-0		
0-0-0	0-0-0	0-0-0		NEUTRAL		0-0-0		0-0-0		0-0-0		
RPI	S	Opponent	Score	RPI	S	Opponent	Score	RPI	S	Opponent	Score	
30	N	South Ala.	2 3	52	H	Ohio St.	6 10	113	H	Col. of Charleston	1 9	
33	A	South Carolina	3 10	54	N	Nebraska	3 8	128	A	UC Santa Barbara	3 6	
40	N	Marshall	1 6	89	H	Jacksonville St.	6 3	128	A	UC Santa Barbara	2 3	
49	A	Cal St. Fullerton	1 5					137	H	Tennessee Tech	4 6	
								137	H	Tennessee Tech	8 5	
								140	H	Winthrop	3 2	
								140	H	Winthrop	5 7	
								140	H	Winthrop	6 1	
								151	H	Delaware	6 2	
								151	H	Delaware	1 7	
								153	N	DePaul	4 2	
								154	H	Southern Ill.	11 1	
								168	H	Liberty	0 9	
								168	H	Liberty	7 10	
								168	H	Liberty	5 0	
								180	H	UNCW	6 2	
								196	H	Wright St.	6 2	
								205	A	Campbell	4 2	
								205	A	Campbell	8 7	
								205	A	Campbell	4 2	
								206	H	Toledo	1 6	
								212	A	Radford	2 5	
								212	A	Radford	21 6	
								212	A	Radford	4 8	
								227	N	Boise St.	2 1	
								230	H	Loyola Chicago	4 2	
								237	H	Gardner-Webb	9 6	
LAST 10 GAMES												
168	H	Liberty	7 10	140	H	Winthrop	5 7	212	A	Radford	21 6	
168	H	Liberty	0 9	140	H	Winthrop	6 1	212	A	Radford	4 8	
168	H	Liberty	5 0	205	A	Campbell	8 7	227	N	Boise St.	2 1	
113	H	Col. of Charleston	1 9	205	A	Campbell	4 2	230	H	Loyola Chicago	4 2	
140	H	Winthrop	3 2	205	A	Campbell	4 2	237	H	Gardner-Webb	9 6	

**Non-Div. I Games:**

Charleston So.



RPI	S	Opponent	Score	
237	H	Gardner-Webb	4	1
237	H	Gardner-Webb	0	6
240	H	Youngstown St.	6	5
240	H	Youngstown St.	5	2
250	H	UMBC	8	0
250	H	UMBC	8	0
260	N	Tennessee St.	7	0
268	H	Howard	8	0
278	H	N.C. A&T	10	1
278	H	N.C. A&T	9	1
279	H	Iona	8	0
279	H	Iona	1	4

Charleston So.

C  
h  
a  
r  
l  
e  
s  
t  
o  
n  
S  
o  
.

C  
h  
a  
r  
l  
e  
s  
t  
o  
n  
S  
o  
.

Average RPI Win: 180		WON-LOST RECORD		WINNING PCT. RANK		LAST 10 GAMES		STRENGTH OF SCHEDULE		OPP. STRENGTH OF SCHEDULE		TEAM RPI		ADJ RPI		CONF. RPI		ADJ CONF. RPI					
DIV. I ONLY		16-24-0		.4 188		1-9-0		103		123		152		.48398 149		6		6					
DIV. I NON-CONF.		15-13-0		.53571 119		0-1-0		131		198		116		.50854 116		6		6					
TOTALS		RPI 1-25		RPI 26-50		W-L RECORDS		RPI 51-100		RPI 101-150		RPI 150+											
16-24-0		0-1-0		0-2-0		OVERALL		4-16-0		1-2-0		11-3-0											
1-6-0		0-0-0		0-0-0		HOME		1-5-0		0-0-0		0-1-0											
2-13-0		0-1-0		0-2-0		AWAY		1-9-0		1-1-0		0-0-0											
13-5-0		0-0-0		0-0-0		NEUTRAL		2-2-0		0-1-0		11-2-0											
15-13-0		0-1-0		0-2-0		NON-CONFERENCE		3-5-0		1-2-0		11-3-0											
0-1-0		0-0-0		0-0-0		HOME		0-0-0		0-0-0		0-1-0											
2-7-0		0-1-0		0-0-		AWAY		1-3-0		1-1-0		0-0-0											
13-5-0		0-0-0		0-0-0		NEUTRAL		2-2-0		0-1-0		11-2-0											
1-11-0		0-0-0		0-0-0		CONFERENCE		1-11-0		0-0-0		0-0-0											
1-5-0		0-0-0		0-0-0		HOME		1-5-0		0-0-0		0-0-0											
0-6-0		0-0-0		0-0-0		AWAY		0-6-0		0-0-0		0-0-0											
0-0-0		0-0-0		0-0-0		NEUTRAL		0-0-0		0-0-0		0-0-0											
RPI	S	Opponent		Score		RPI	S	Opponent		Score		RPI	S	Opponent		Score							
21	A	UCF		0 8		38	A	Fla. Atlantic		3 9		52	H	Ohio St.		4 8		109	A	FIU		0 6	
						38	A	Fla. Atlantic		1 9		52	H	Ohio St.		4 6		109	A	FIU		4 3	
												52	H	Ohio St.		5 15		129	N	San Diego		2 3	
												54	A	Nebraska		6 14		163	N	Akron		5 0	
												54	A	Nebraska		5 7		163	N	Akron		2 4	
												54	A	Nebraska		10 15		171	N	Utah St.		2 3	
												55	N	Ole Miss		3 4		171	N	Utah St.		9 1	
												55	N	Ole Miss		9 3		187	N	Bradley		4 3	
												62	N	Kent St.		0 9		187	N	Bradley		7 5	
												63	A	UC Riverside		2 9		206	H	Toledo		3 5	
												70	A	Rutgers		17 22		217	N	Providence		7 3	
												70	A	Rutgers		5 6		218	N	Drexel		1 0	
												70	A	Rutgers		2 5		219	N	Morehead St.		6 0	
												80	N	Tulsa		4 3		240	N	Youngstown St.		7 3	
												84	A	Stetson		3 2		273	N	Rhode Island		7 1	
												87	A	Mercer		0 6		291	N	Alabama A&M		12 0	
												87	A	Mercer		0 1		291	N	Alabama A&M		8 4	
												93	H	Penn St.		8 6							
												93	H	Penn St.		10 11							
												93	H	Penn St.		4 7							
LAST 10 GAMES																							
						52	H	Ohio St.		5 15		70	A	Rutgers		17 22							
						52	H	Ohio St.		4 8		70	A	Rutgers		5 6							
						52	H	Ohio St.		4 6		93	H	Penn St.		8 6							
						206	H	Toledo		3 5		93	H	Penn St.		4 7							
						70	A	Rutgers		2 5		93	H	Penn St.		10 11							

Non-Div. I Games:

Michigan St.

Pacific

Pacific

Pacific

**Non-Div. I Games:**

Delaware

RPI	S	Opponent	Score	
286	H	Morgan St.	6	2
286	H	Morgan St.	1	0

Delaware

D  
e  
l  
a  
w  
a  
r  
e

D  
e  
l  
a  
w  
a  
r  
e

Average RPI Win: 207		WON-LOST	WINNING	LAST 10	STRENGTH OF		OPP. STRENGTH	TEAM	ADJ	CONF.	ADJ CONF.
Average RPI Loss: 123		RECORD	PCT. RANK	GAMES	SCHEDULE		OF SCHEDULE	RPI	RPI	RPI	RPI
DIV. I ONLY		23-16-0	.58974	88	5-5-0		242	170	149	.48333	152
DIV. I NON-CONF.		16-13-0	.55172	107	0-2-0		256	169	163	.47846	165
TOTALS		RPI 1-25	RPI 26-50		W-L RECORDS		RPI 51-100		RPI 101-150		RPI 150+
23-16-0		0-2-0	0-0-0		OVERALL		1-6-0		3-1-0		19-7-0
7-5-0		0-0-0	0-0-0		HOME		1-3-0		0-1-0		6-1-0
11-7-0		0-1-0	0-0-0		AWAY		0-1-0		2-0-0		9-5-0
5-4-0		0-1-0	0-0-0		NEUTRAL		0-2-0		1-0-0		4-1-0
16-13-0		0-2-0	0-0-0		NON-CONFERENCE		0-5-0		3-1-0		13-5-0
4-4-0		0-0-0	0-0-0		HOME		0-2-0		0-1-0		4-1-0
7-5-0		0-1-0	0-0-		AWAY		0-1-0		2-0-0		5-3-0
5-4-0		0-1-0	0-0-0		NEUTRAL		0-2-0		1-0-0		4-1-0
7-3-0		0-0-0	0-0-0		CONFERENCE		1-1-0		0-0-0		6-2-0
3-1-0		0-0-0	0-0-0		HOME		1-1-0		0-0-0		2-0-0
4-2-0		0-0-0	0-0-0		AWAY		0-0-0		0-0-0		4-2-0
0-0-0		0-0-0	0-0-0		NEUTRAL		0-0-0		0-0-0		0-0-0
RPI S	Opponent	Score	RPI S	Opponent	Score	RPI S	Opponent	Score	RPI S	Opponent	Score
23 N	Mississippi St.	1 3				51 H	Louisville	1 8	107 A	Iowa St.	5 3
24 A	Washington	1 15				52 N	Ohio St.	3 8	107 A	Iowa St.	9 4
						62 H	Kent St.	1 9	122 N	Syracuse	6 4
						62 H	Kent St.	4 3	136 H	Eastern Ky.	0 10
						66 A	Towson	4 8	156 N	Indiana	3 2
						68 H	Dayton	2 5	169 A	Western Ill.	4 5
						100 N	Samford	0 5	169 A	Western Ill.	5 1
									169 N	Western Ill.	7 0
									192 N	Ill.-Chicago	0 6
									193 H	Robert Morris	0 1
									196 A	Wright St.	3 6
									206 A	Toledo	5 0
									206 A	Toledo	0 3
									209 A	Bowling Green	4 1
									209 A	Bowling Green	3 4
									222 H	Oakland	5 2
									224 A	Seattle	8 5
									224 A	Seattle	4 2
									224 A	Seattle	1 4
									230 N	Loyola Chicago	4 3
									239 H	Buffalo	9 8
									239 H	Buffalo	6 0
									246 A	Eastern Mich.	9 7
									246 A	Eastern Mich.	9 4
									258 H	North Dakota	5 4
									258 H	North Dakota	4 2
									258 N	North Dakota	9 7
LAST 10 GAMES			206 A	Toledo	0 3	62 H	Kent St.	4 3	246 A	Eastern Mich.	9 7
			206 A	Toledo	5 0	62 H	Kent St.	1 9	246 A	Eastern Mich.	9 4
			209 A	Bowling Green	4 1	239 H	Buffalo	6 0	258 H	North Dakota	5 4
			209 A	Bowling Green	3 4	239 H	Buffalo	9 8	258 H	North Dakota	4 2
			196 A	Wright St.	3 6	136 H	Eastern Ky.	0 10	258 N	North Dakota	9 7

Non-Div. I Games:

Miami (OH)

RPI	S	Opponent	Score	
262	A	Austin Peay	9	0
262	A	Austin Peay	13	2
282	H	Detroit	14	3

Miami (OH)

M  
i  
a  
m  
i  
(  
O  
H  
)

M  
i  
a  
m  
i  
(  
O  
H  
)

Average RPI Win: 189		WON-LOST	WINNING	LAST 10	STRENGTH OF	OPP. STRENGTH	TEAM	ADJ	CONF.	ADJ CONF.		
Average RPI Loss: 95		RECORD	PCT. RANK	GAMES	SCHEDULE	OF SCHEDULE	RPI	RPI	RPI	RPI		
DIV. I ONLY		15-18-0	.45455	166	8-2-0	148	131	150	.48223	153	20	20
DIV. I NON-CONF.		8-17-0	.32	214	1-1-0	109	129	189	.46341	188	18	18
TOTALS		RPI 1-25	RPI 26-50		W-L RECORDS	RPI 51-100		RPI 101-150		RPI 150+		
15-18-0	0-2-0		0-2-0		OVERALL	1-8-0		1-3-0		13-3-0		
3-2-0	0-0-0		0-1-0		HOME	1-1-0		0-0-0		2-0-0		
6-5-0	0-0-0		0-1-0		AWAY	0-2-0		1-1-0		5-1-0		
6-11-0	0-2-0		0-0-0		NEUTRAL	0-5-0		0-2-0		6-2-0		
8-17-0	0-2-0		0-2-0		NON-CONFERENCE	1-8-0		1-3-0		6-2-0		
1-2-0	0-0-0		0-1-0		HOME	1-1-0		0-0-0		0-0-0		
1-4-0	0-0-0		0-0-		AWAY	0-2-0		1-1-0		0-0-0		
6-11-0	0-2-0		0-0-0		NEUTRAL	0-5-0		0-2-0		6-2-0		
7-1-0	0-0-0		0-0-0		CONFERENCE	0-0-0		0-0-0		7-1-0		
2-0-0	0-0-0		0-0-0		HOME	0-0-0		0-0-0		2-0-0		
5-1-0	0-0-0		0-0-0		AWAY	0-0-0		0-0-0		5-1-0		
0-0-0	0-0-0		0-0-0		NEUTRAL	0-0-0		0-0-0		0-0-0		
RPI S	Opponent	Score	RPI S	Opponent	Score	RPI S	Opponent	Score	RPI S	Opponent	Score	
17 N	Oklahoma	3 11	47 H	North Dakota St.	5 10	51 H	Louisville	0 5	119 A	Houston	3 6	
17 N	Oklahoma	2 9	49 A	Cal St. Fullerton	0 5	54 N	Nebraska	2 13	121 A	Texas-Arlington	7 4	
						56 N	New Mexico St.	6 8	143 N	Wisconsin	0 9	
						59 A	Hawaii	0 8	148 N	Charleston So.	2 4	
						75 A	UNLV	4 12	172 N	UMKC	9 4	
						77 N	Idaho St.	5 10	175 A	Seton Hall	11 1	
						92 N	McNeese St.	3 13	175 A	Seton Hall	7 5	
						96 N	Texas Tech	1 9	175 A	Seton Hall	14 5	
						99 H	Illinois St.	7 6	181 N	UNI	11 1	
									190 N	St. Mary's (CA)	9 11	
									190 N	St. Mary's (CA)	9 5	
									198 N	Stephen F. Austin	5 4	
									199 A	Georgetown	2 0	
									199 A	Georgetown	4 5	
									199 A	Georgetown	14 1	
									217 H	Providence	6 2	
									217 H	Providence	20 16	
									227 N	Boise St.	6 5	
									228 N	Massachusetts	2 9	
									295 N	Prairie View	10 2	
LAST 10 GAMES												
						199 A	Georgetown	14 1	217 H	Providence	20 16	
						199 A	Georgetown	2 0	217 H	Providence	6 2	
						199 A	Georgetown	4 5	175 A	Seton Hall	11 1	
						51 H	Louisville	0 5	175 A	Seton Hall	7 5	
						99 H	Illinois St.	7 6	175 A	Seton Hall	14 5	

Non-Div. I Games:

DePaul



Average RPI Win:	150	WON-LOST RECORD	WINNING PCT. RANK	LAST 10 GAMES	STRENGTH OF SCHEDULE	OPP. STRENGTH OF SCHEDULE	TEAM RPI	ADJ RPI	CONF. RPI	ADJ CONF. RPI				
DIV. I ONLY		13-21-1	.38571	200	2-8-0	93	167	155	.48105	154	16	16		
DIV. I NON-CONF.		6-13-1	.325	213	1-2-0	44	205	166	.48039	160	14	14		
<hr/>														
TOTALS	RPI 1-25	RPI 26-50		W-L RECORDS		RPI 51-100		RPI 101-150		RPI 150+				
13-21-1	0-1-0	1-2-0		OVERALL		4-9-0		2-3-0		6-6-1				
7-4-0	0-0-0	1-0-0		HOME		3-3-0		0-1-0		3-0-0				
1-9-0	0-0-0	0-0-0		AWAY		1-4-0		0-1-0		0-4-0				
5-8-1	0-1-0	0-2-0		NEUTRAL		0-2-0		2-1-0		3-2-1				
6-13-1	0-1-0	1-2-0		NON-CONFERENCE		0-4-0		2-3-0		3-3-1				
1-1-0	0-0-0	1-0-0		HOME		0-0-0		0-1-0		0-0-0				
0-4-0	0-0-0	0-0-		AWAY		0-2-0		0-1-0		0-1-0				
5-8-1	0-1-0	0-2-0		NEUTRAL		0-2-0		2-1-0		3-2-1				
7-8-0	0-0-0	0-0-0		CONFERENCE		4-5-0		0-0-0		3-3-0				
6-3-0	0-0-0	0-0-0		HOME		3-3-0		0-0-0		3-0-0				
1-5-0	0-0-0	0-0-0		AWAY		1-2-0		0-0-0		0-3-0				
0-0-0	0-0-0	0-0-0		NEUTRAL		0-0-0		0-0-0		0-0-0				
<hr/>														
RPI	S	Opponent	Score		RPI	S	Opponent	Score		RPI	S	Opponent	Score	
13	N	Kentucky	2	5	42	H	SIUE	5	1	52	N	Ohio St.	4	7
					50	N	BYU	0	8	52	N	Ohio St.	2	7
					50	N	BYU	1	8	81	A	Lipscomb	2	3
										85	H	Drake	2	3
										85	H	Drake	0	11
										85	H	Drake	1	4
										95	H	Wichita St.	7	6
										95	H	Wichita St.	7	6
										95	H	Wichita St.	4	3
										98	A	Murray St.	4	6
										99	A	Illinois St.	0	8
										99	A	Illinois St.	2	10
										99	A	Illinois St.	4	2
						</								

**Non-Div. I Games:**

Southern Ill.

Average RPI Win:		154	WON-LOST RECORD		WINNING PCT. RANK	LAST 10 GAMES		STRENGTH OF SCHEDULE		OPP. STRENGTH OF SCHEDULE	TEAM RPI	ADJ RPI		CONF. RPI	ADJ CONF. RPI		
DIV. I ONLY			16-20-0		.44444	172	4-6-0		169	107	154	.48086		155	14	14	
DIV. I NON-CONF.			12-15-0		.44444	157	0-1-0		159	94	151	.48663		150	15	15	
TOTALS		RPI 1-25		RPI 26-50		W-L RECORDS		RPI 51-100		RPI 101-150		RPI 150+					
16-20-0		0-2-0		0-2-0		OVERALL		1-4-0		8-5-0		7-7-0					
7-4-0		0-0-0		0-0-0		HOME		0-0-0		4-2-0		3-2-0					
7-8-0		0-0-0		0-2-0		AWAY		1-1-0		4-2-0		2-3-0					
2-8-0		0-2-0		0-0-0		NEUTRAL		0-3-0		0-1-0		2-2-0					
12-15-0		0-2-0		0-2-0		NON-CONFERENCE		1-4-0		6-4-0		5-3-0					
6-2-0		0-0-0		0-0-0		HOME		0-0-0		4-2-0		2-0-0					
4-5-0		0-0-0		0-0-		AWAY		1-1-0		2-1-0		1-1-0					
2-8-0		0-2-0		0-0-0		NEUTRAL		0-3-0		0-1-0		2-2-0					
4-5-0		0-0-0		0-0-0		CONFERENCE		0-0-0		2-1-0		2-4-0					
1-2-0		0-0-0		0-0-0		HOME		0-0-0		0-0-0		1-2-0					
3-3-0		0-0-0		0-0-0		AWAY		0-0-0		2-1-0		1-2-0					
0-0-0		0-0-0		0-0-0		NEUTRAL		0-0-0		0-0-0		0-0-0					
RPI	S	Opponent		Score		RPI	S	Opponent		Score		RPI	S	Opponent		Score	
16	N	Minnesota		1	9	49	A	Cal St. Fullerton		3	4	51	N	Louisville		2	10
24	N	Washington		2	11	49	A	Cal St. Fullerton		1	3	57	A	CSUN		7	6
												62	N	Kent St.		0	1
												70	N	Rutgers		4	9
												75	A	UNLV		0	10
												105	A	Grand Canyon		9	5
												105	A	Grand Canyon		12	7
												105	A	Grand Canyon		8	9
												115	H	Cal Poly		2	1
												115	H	Cal Poly		6	8
												129	A	San Diego		4	2
												130	A	New Mexico		1	8
												130	A	New Mexico		8	7
												132	N	UC Davis		2	5
												142	H	Western Caro.		1	0
												142	H	Western Caro.		4	1
												150	H	Pacific		2	0
												150	H	Pacific		0	8
												158	A	Loyola Marymount		0	8
												158	A	Loyola Marymount		2	0
												164	N	Sacramento St.		1	4
												172	H	UMKC		5	4
												172	H	UMKC		1	2
												172	H	UMKC		2	12
												177	A	Utah Valley		1	3
												177	A	Utah Valley		1	2
												177	A	Utah Valley		2	0
						LAST 10 GAMES						177	A	Utah Valley		1	3
						105	A	Grand Canyon		9	5	172	H	UMKC		1	2
						105	A	Grand Canyon		12	7	172	H	UMKC		2	12
						105	A	Grand Canyon		8	9	172	H	UMKC		5	4
						177	A	Utah Valley		2	0	49	A	Cal St. Fullerton		3	4
						177	A	Utah Valley		1	2	244	N	Montana		4	0

Non-Div. I Games:

Bakersfield

Average RPI Win:		151	WON-LOST RECORD		WINNING PCT. RANK		LAST 10 GAMES		STRENGTH OF SCHEDULE		OPP. STRENGTH OF SCHEDULE		TEAM RPI		ADJ RPI		CONF. RPI		ADJ CONF. RPI				
DIV. I ONLY			14-28-0		.33333	223		4-6-0		76		99		158		.47918		156		6		6	
DIV. I NON-CONF.			9-21-0		.3	224		0-1-0		78		119		184		.47066		179		6		6	
TOTALS		RPI 1-25		RPI 26-50				W-L RECORDS		RPI 51-100				RPI 101-150				RPI 150+					
14-28-0		0-5-0		0-3-0				OVERALL		6-7-0				2-6-0				6-7-0					
6-5-0		0-0-0		0-1-0				HOME		2-4-0				0-0-0				4-0-0					
3-7-0		0-2-0		0-0-0				AWAY		3-2-0				0-3-0				0-0-0					
5-16-0		0-3-0		0-2-0				NEUTRAL		1-1-0				2-3-0				2-7-0					
9-21-0		0-5-0		0-3-0				NON-CONFERENCE		1-3-0				2-3-0				6-7-0					
4-1-0		0-0-0		0-1-0				HOME		0-0-0				0-0-0				4-0-0					
0-4-0		0-2-0		0-0-				AWAY		0-2-0				0-0-0				0-0-0					
5-16-0		0-3-0		0-2-0				NEUTRAL		1-1-0				2-3-0				2-7-0					
5-7-0		0-0-0		0-0-0				CONFERENCE		5-4-0				0-3-0				0-0-0					
2-4-0		0-0-0		0-0-0				HOME		2-4-0				0-0-0				0-0-0					
3-3-0		0-0-0		0-0-0				AWAY		3-0-0				0-3-0				0-0-0					
0-0-0		0-0-0		0-0-0				NEUTRAL		0-0-0				0-0-0				0-0-0					
RPI	S	Opponent		Score		RPI	S	Opponent		Score		RPI	S	Opponent		Score		RPI	S	Opponent		Score	
10	N	UCLA		4	7	46	N	Oregon St.		6	10	51	A	Louisville		1	6	104	A	Illinois		6	9
13	A	Kentucky		1	4	47	H	North Dakota St.		5	9	57	N	CSUN		5	12	104	A	Illinois		12	22
14	A	Arizona St.		2	10	50	N	BYU		3	5	67	A	Kennesaw St.		4	9	104	A	Illinois		8	9
19	N	Georgia		1	9							70	H	Rutgers		5	11	115	N	Cal Poly		0	4
19	N	Georgia		1	4							70	H	Rutgers		8	7	123	N	Saint Louis		1	2
												70	H	Rutgers		6	10	129	N	San Diego		4	3
												78	N	Lehigh		15	7	130	N	New Mexico		8	9
												93	A	Penn St.		7	4	145	N	Eastern Ill.		9	8
												93	A	Penn St.		5	4	152	N	Miami (OH)		2	3
												93	A	Penn St.		9	3	158	N	Loyola Marymount		5	13
												94	H	Maryland		8	21	161	N	Western Mich.		4	5
												94	H	Maryland		11	8	171	N	Utah St.		5	6
												94	H	Maryland		3	6	177	N	Utah Valley		1	4
																		177	N	Utah Valley		8	7
																		178	N	UTEP		1	4
																		196	H	Wright St.		7	2
																		199	N	Georgetown		2	7
																		209	H	Bowling Green		3	2
																		209	H	Bowling Green		5	2
																		262	N	Austin Peay		10	7
																		269	H	IPFW		9	2
						LAST 10 GAMES																	
						93	A	Penn St.		7	4	94	H	Maryland		3	6						
						93	A	Penn St.		5	4	104	A	Illinois		12	22						
						93	A	Penn St.		9	3	104	A	Illinois		6	9						
						94	H	Maryland		8	21	104	A	Illinois		8	9						
						94	H	Maryland		11	8	51	A	Louisville		1	6						

Non-Div. I Games:

Indiana

Average RPI Win: 221		WON-LOST	WINNING	LAST 10	STRENGTH OF	OPP. STRENGTH	TEAM	ADJ	CONF.	ADJ CONF.							
Average RPI Loss: 131		RECORD	PCT. RANK	GAMES	SCHEDULE	OF SCHEDULE	RPI	RPI	RPI	RPI							
DIV. I ONLY		24-16-0	.6	87	6-4-0	250	228	159	.47771	157	23	23					
DIV. I NON-CONF.		14-8-0	.63636	80	2-1-0	254	265	138	.49167	137	23	23					
<hr/>																	
TOTALS		RPI 1-25		RPI 26-50		W-L RECORDS		RPI 51-100		RPI 101-150		RPI 150+					
24-16-0		0-1-0		0-2-0		OVERALL		2-4-0		2-2-0		20-7-0					
9-5-0		0-0-0		0-1-0		HOME		2-1-0		0-0-0		7-3-0					
7-7-0		0-1-0		0-1-0		AWAY		0-1-0		1-2-0		6-2-0					
8-4-0		0-0-0		0-0-0		NEUTRAL		0-2-0		1-0-0		7-2-0					
14-8-0		0-1-0		0-2-0		NON-CONFERENCE		0-3-0		1-0-0		13-2-0					
4-1-0		0-0-0		0-1-0		HOME		0-0-0		0-0-0		4-0-0					
2-3-0		0-1-0		0-0-		AWAY		0-1-0		0-0-0		2-0-0					
8-4-0		0-0-0		0-0-0		NEUTRAL		0-2-0		1-0-0		7-2-0					
10-8-0		0-0-0		0-0-0		CONFERENCE		2-1-0		1-2-0		7-5-0					
5-4-0		0-0-0		0-0-0		HOME		2-1-0		0-0-0		3-3-0					
5-4-0		0-0-0		0-0-0		AWAY		0-0-0		1-2-0		4-2-0					
0-0-0		0-0-0		0-0-0		NEUTRAL		0-0-0		0-0-0		0-0-0					
RPI	S	Opponent		Score		RPI	S	Opponent		Score		RPI	S	Opponent		Score	
2	A	LSU		1	6	30	A	South Ala.		7	11	92	H	McNeese St.		2	0
						30	H	South Ala.		2	7	92	H	McNeese St.		4	6
												92	H	McNeese St.		9	7
												98	N	Murray St.		3	4
												98	N	Murray St.		3	11
												100	A	Samford		3	4

Non-Div. I Games:

Nicholls St.

RPI	S	Opponent	Score	
282	H	Detroit	9	1
293	A	Alcorn	15	8
293	A	Alcorn	5	3
293	N	Alcorn	6	1

Nicholls St.

N  
i  
c  
h  
o  
l  
l  
s  
s  
t  
.

N  
i  
c  
h  
o  
l  
l  
s  
s  
t  
.

L  
o  
y  
o  
l  
a  
M  
a  
r  
y  
m  
o  
u  
n  
t

Loyola Marymount

RPI	S	Opponent	Score	
230	N	Loyola Chicago	1	11
232	H	Fairleigh Dickinson	8	0
239	H	Buffalo	11	3
268	H	Howard	10	0
268	H	Howard	10	7
268	N	Howard	12	2
279	H	Iona	2	0

Loyola Marymount

L  
o  
y  
o  
l  
a  
M  
a  
r  
y  
m  
o  
u  
n  
t

L  
o  
y  
o  
l  
a  
M  
a  
r  
y  
m  
o  
u  
n  
t

Average RPI Win:	169	WON-LOST RECORD	WINNING PCT. RANK	LAST 10 GAMES		STRENGTH OF SCHEDULE	OPP. STRENGTH OF SCHEDULE	TEAM RPI	ADJ RPI	CONF. RPI	ADJ CONF. RPI	
DIV. I ONLY		16-21-0	.43243	178	6-4-0	177	91	160	.47624	159	16	16
DIV. I NON-CONF.		7-14-0	.33333	203	2-1-0	103	69	175	.47466	174	14	14
-----												
TOTALS	RPI 1-25		RPI 26-50		W-L RECORDS		RPI 51-100		RPI 101-150		RPI 150+	
16-21-0	0-4-0		1-0-0		OVERALL		4-6-0		1-6-0		10-5-0	
5-4-0	0-0-0		0-0-0		HOME		1-2-0		1-2-0		3-0-0	
8-9-0	0-4-0		0-0-0		AWAY		2-2-0		0-1-0		6-2-0	
3-8-0	0-0-0		1-0-0		NEUTRAL		1-2-0		0-3-0		1-3-0	
7-14-0	0-4-0		1-0-0		NON-CONFERENCE		1-3-0		0-4-0		5-3-0	
0-0-0	0-0-0		0-0-0		HOME		0-0-0		0-0-0		0-0-0	
5-6-0	0-4-0		0-0-		AWAY		0-1-0		0-1-0		5-0-0	
2-8-0	0-0-0		1-0-0		NEUTRAL		1-2-0		0-3-0		0-3-0	
9-7-0	0-0-0		0-0-0		CONFERENCE		3-3-0		1-2-0		5-2-0	
5-4-0	0-0-0		0-0-0		HOME		1-2-0		1-2-0		3-0-0	
3-3-0	0-0-0		0-0-0		AWAY		2-1-0		0-0-0		1-2-0	
1-0-0	0-0-0		0-0-0		NEUTRAL		0-0-0		0-0-0		1-0-0	
RPI S	Opponent	Score	RPI S	Opponent	Score	RPI S	Opponent	Score	RPI S	Opponent	Score	
12 A	Tennessee	0 8	47 N	North Dakota St.	4 1	56 N	New Mexico St.	0 4	104 A	Illinois	3 5	
12 A	Tennessee	0 12				60 N	Purdue	0 8	116 H	Missouri St.	8 9	
14 A	Arizona St.	0 14				81 A	Lipscomb	1 9	116 H	Missouri St.	1 5	
22 A	Kansas	4 5				95 A	Wichita St.	9 2	116 H	Missouri St.	3 2	
						95 A	Wichita St.	2 6	127 N	Colorado St.	2 5	
						95 A	Wichita St.	2 1	127 N	Colorado St.	6 10	
						97 N	Ball St.	6 5	133 N	IUPUI	0 11	
						99 H	Illinois St.	8 5	181 N	UNI	7 1	
						99 H	Illinois St.	1 6	185 A	Butler	8 3	
						99 H	Illinois St.	9 10	185 A	Butler	4 3	
									185 N	Butler	4 5	
									187 A	Bradley	2 11	
									187 A	Bradley	9 6	
									187 A	Bradley	3 7	
									199 N	Georgetown	2 8	
									215 A	Southeast Mo. St.	9 5	
									215 A	Southeast Mo. St.	9 4	
									227 N	Boise St.	6 7	
									243 H	Evansville	4 0	
									243 H	Evansville	2 1	
									243 H	Evansville	7 4	
									257 A	Belmont	6 3	
					LAST 10 GAMES							
					243 H Evansville			187 A Bradley			2 11	
					243 H Evansville			187 A Bradley			3 7	
					243 H Evansville			185 A Butler			8 3	
					104 A Illinois			185 A Butler			4 3	
					187 A Bradley			116 H Missouri St.			8 9	

**Non-Div. I Games:**

Indiana St.



Average RPI Win:		155	WON-LOST RECORD		WINNING PCT. RANK		LAST 10 GAMES		STRENGTH OF SCHEDULE		OPP. STRENGTH OF SCHEDULE		TEAM RPI		ADJ RPI		CONF. RPI		ADJ CONF. RPI				
DIV. I ONLY			11-32-0		.25581 264		3-7-0		52		79		173		.47621 160		10		10				
DIV. I NON-CONF.			8-23-0		.25806 248		0-1-0		51		57		178		.47573 172		10		9				
TOTALS		RPI 1-25		RPI 26-50		W-L RECORDS		RPI 51-100		RPI 101-150		RPI 150+											
11-32-0		0-5-0		2-8-0		OVERALL		1-7-0		2-7-0		6-5-0											
6-14-0		0-3-0		1-5-0		HOME		1-3-0		0-1-0		4-2-0											
3-10-0		0-1-0		0-0-0		AWAY		0-3-0		1-2-0		2-3-0											
2-8-0		0-0-0		1-3-0		NEUTRAL		0-1-0		1-4-0		0-0-0											
8-23-0		0-2-0		2-8-0		NON-CONFERENCE		1-4-0		1-5-0		4-4-0											
6-8-0		0-0-0		1-5-0		HOME		1-0-0		0-1-0		4-2-0											
0-7-0		0-2-0		0-0-		AWAY		0-3-0		0-0-0		0-2-0											
2-8-0		0-0-0		1-3-0		NEUTRAL		0-1-0		1-4-0		0-0-0											
3-9-0		0-3-0		0-0-0		CONFERENCE		0-3-0		1-2-0		2-1-0											
0-6-0		0-3-0		0-0-0		HOME		0-3-0		0-0-0		0-0-0											
3-3-0		0-0-0		0-0-0		AWAY		0-0-0		1-2-0		2-1-0											
0-0-0		0-0-0		0-0-0		NEUTRAL		0-0-0		0-0-0		0-0-0											
RPI	S	Opponent		Score		RPI	S	Opponent		Score		RPI	S	Opponent		Score							
17	A	Oklahoma		1	23	32	N	Utah		4	0	59	A	Hawaii		0	5	103	N	Central Ark.		1	2
17	A	Oklahoma		0	11	33	H	South Carolina		1	0	59	A	Hawaii		3	11	104	N	Illinois		6	7
21	H	UCF		0	2	33	H	South Carolina		2	11	71	A	Elon		4	10	108	N	Iowa		3	2
21	H	UCF		0	3	34	H	North Carolina St.		1	6	80	H	Tulsa		0	5	108	N	Iowa		1	5
21	H	UCF		0	8	35	H	Virginia Tech		1	6	80	H	Tulsa		0	8	119	A	Houston		7	8
						35	H	Virginia Tech		3	4	80	H	Tulsa		1	4	119	A	Houston		4	3
						40	H	Marshall		4	5	86	H	Longwood		4	3	119	A	Houston		1	2
						43	N	Georgia St.		3	4	86	N	Longwood		0	3	134	N	Maine		7	11
						46	N	Oregon St.		1	2							139	H	Bucknell		2	16
						46	N	Oregon St.		5	8							175	H	Seton Hall		4	0
																		175	H	Seton Hall		8	10
																		180	A	UNCW		0	2
																		180	A	UNCW		1	5
																		200	H	East Tenn. St.		8	9
																		222	H	Oakland		9	1
																		222	H	Oakland		7	3
																		223	A	Memphis		8	1
																		223	A	Memphis		4	5
																		223	A	Memphis		3	1
																		266	H	Delaware St.		10	0
LAST 10 GAMES																							
						80	H	Tulsa		0	8	119	A	Houston		7	8						
						80	H	Tulsa		0	5	119	A	Houston		1	2						
						80	H	Tulsa		1	4	223	A	Memphis		3	1						
						34	H	North Carolina St.		1	6	223	A	Memphis		4	5						
						119	A	Houston		4	3	223	A	Memphis		8	1						

Non-Div. I Games:

East Carolina

Average RPI Win:		196	WON-LOST RECORD		WINNING PCT. RANK		LAST 10 GAMES		STRENGTH OF SCHEDULE		OPP. STRENGTH OF SCHEDULE		TEAM RPI		ADJ RPI		CONF. RPI		ADJ CONF. RPI				
Average RPI Loss:		117																					
DIV. I ONLY			14-17-0		.45161 169		8-2-0		168		156		156		.476 161		21		21				
DIV. I NON-CONF.			8-15-0		.34783 198		2-1-0		127		133		187		.46291 189		20		21				
TOTALS		RPI 1-25		RPI 26-50		W-L RECORDS		RPI 51-100		RPI 101-150		RPI 150+											
14-17-0		0-3-0		0-0-0		OVERALL		0-6-0		3-1-0		11-7-0											
6-2-0		0-0-0		0-0-0		HOME		0-0-0		2-0-0		4-2-0											
2-4-0		0-3-0		0-0-0		AWAY		0-0-0		0-0-0		2-1-0											
6-11-0		0-0-0		0-0-0		NEUTRAL		0-6-0		1-1-0		5-4-0											
8-15-0		0-3-0		0-0-0		NON-CONFERENCE		0-6-0		1-1-0		7-5-0											
0-0-0		0-0-0		0-0-0		HOME		0-0-0		0-0-0		0-0-0											
2-4-0		0-3-0		0-0-		AWAY		0-0-0		0-0-0		2-1-0											
6-11-0		0-0-0		0-0-0		NEUTRAL		0-6-0		1-1-0		5-4-0											
6-2-0		0-0-0		0-0-0		CONFERENCE		0-0-0		2-0-0		4-2-0											
6-2-0		0-0-0		0-0-0		HOME		0-0-0		2-0-0		4-2-0											
0-0-0		0-0-0		0-0-0		AWAY		0-0-0		0-0-0		0-0-0											
0-0-0		0-0-0		0-0-0		NEUTRAL		0-0-0		0-0-0		0-0-0											
RPI	S	Opponent		Score		RPI	S	Opponent		Score		RPI	S	Opponent		Score		RPI	S	Opponent		Score	
4	A	Michigan		2	8					55	N	Ole Miss		3	4	111	N	Boston College		0	1		
14	A	Arizona St.		0	6					60	N	Purdue		1	3	120	N	Central Conn. St.		6	2		
18	A	Notre Dame		2	10					63	N	UC Riverside		1	7	138	H	Northern Ill.		8	5		
										66	N	Towson		5	7	138	H	Northern Ill.		5	4		
										68	N	Dayton		1	4	156	N	Indiana		5	4		
										87	N	Mercer		4	5	162	N	Creighton		5	8		
																165	N	Villanova		2	1		
																175	N	Seton Hall		4	3		
																175	N	Seton Hall		13	14		
																199	A	Georgetown		0	2		
																204	N	Canisius		4	3		
																206	H	Toledo		7	5		
																206	H	Toledo		11	2		
																209	H	Bowling Green		3	2		
																209	H	Bowling Green		10	1		
																221	H	Ohio		2	3		
																221	H	Ohio		8	9		
																224	N	Seattle		4	12		
																233	N	Green Bay		0	8		
																269	A	IPFW		19	2		
																269	A	IPFW		14	1		
																281	N	Quinnipiac		8	0		
LAST 10 GAMES																							
				138	H	Northern Ill.		5	4	206	H	Toledo		7	5								
				138	H	Northern Ill.		8	5	206	H	Toledo		11	2								
				18	A	Notre Dame		2	10	269	A	IPFW		14	1								
				209	H	Bowling Green		3	2	269	A	IPFW		19	2								
				209	H	Bowling Green		10	1	221	H	Ohio		8	9								

Non-Div. I Games:

Western Mich.

Average RPI Win:	193	WON-LOST	WINNING	LAST 10	STRENGTH OF	OPP. STRENGTH	TEAM	ADJ	CONF.	ADJ CONF.	
Average RPI Loss:	161	RECORD	PCT. RANK	GAMES	SCHEDULE	OF SCHEDULE	RPI	RPI	RPI	RPI	
DIV. I ONLY	17-12-0	.58621	91	3-7-0	251	221	163	.47583	162	20	20
DIV. I NON-CONF.	14-5-0	.73684	41	1-1-0	275	245	110	.51218	109	18	18
<hr/>											
TOTALS	RPI 1-25	RPI 26-50		W-L RECORDS		RPI 51-100		RPI 101-150		RPI 150+	
17-12-0	0-1-0	0-0-0		OVERALL		2-0-0		2-1-0		13-10-0	
3-5-0	0-0-0	0-0-0		HOME		0-0-0		0-0-0		3-5-0	
1-4-0	0-1-0	0-0-0		AWAY		0-0-0		0-0-0		1-3-0	
13-3-0	0-0-0	0-0-0		NEUTRAL		2-0-0		2-1-0		9-2-0	
14-5-0	0-1-0	0-0-0		NON-CONFERENCE		2-0-0		2-1-0		10-3-0	
1-1-0	0-0-0	0-0-0		HOME		0-0-0		0-0-0		1-1-0	
0-1-0	0-1-0	0-0-		AWAY		0-0-0		0-0-0		0-0-0	
13-3-0	0-0-0	0-0-0		NEUTRAL		2-0-0		2-1-0		9-2-0	
3-7-0	0-0-0	0-0-0		CONFERENCE		0-0-0		0-0-0		3-7-0	
2-4-0	0-0-0	0-0-0		HOME		0-0-0		0-0-0		2-4-0	
1-3-0	0-0-0	0-0-0		AWAY		0-0-0		0-0-0		1-3-0	
0-0-0	0-0-0	0-0-0		NEUTRAL		0-0-0		0-0-0		0-0-0	
RPI S	Opponent	Score	RPI S	Opponent	Score	RPI S	Opponent	Score	RPI S	Opponent	Score
14 A	Arizona St.	4 7				63 N	UC Riverside	5 2	115 N	Cal Poly	0 1
						78 N	Lehigh	4 0	146 N	Albany (NY)	11 0
									150 N	Pacific	2 0
									154 N	Southern Ill.	3 1
									161 N	Western Mich.	8 5
									163 N	Akron	3 5
									165 A	Villanova	0 2
									165 A	Villanova	0 4
									165 A	Villanova	3 9
									175 H	Seton Hall	8 3
									175 H	Seton Hall	1 12
									175 H	Seton Hall	7 9
									176 N	Presbyterian	3 0
									182 H	South Dakota	12 20
									182 H	South Dakota	7 6
									185 H	Butler	7 4
									185 H	Butler	1 4
									185 H	Butler	5 7
									199 A	Georgetown	2 1
									242 N	Northern Colo.	3 11
									242 N	Northern Colo.	3 2
									248 N	Hampton	8 2
									256 N	Fairfield	4 1
									287 N	Niagara	8 0
									290 N	Saint Peter's	9 2
									290 N	Saint Peter's	10 0

Non-Div. I Games:

Creighton

Average RPI Win: 185		WON-LOST RECORD		WINNING PCT. RANK		LAST 10 GAMES		STRENGTH OF SCHEDULE		OPP. STRENGTH OF SCHEDULE		TEAM RPI		ADJ RPI		CONF. RPI		ADJ CONF. RPI	
DIV. I ONLY		16-18-0		.47059 153		4-6-0		190		189		162		.47511 163		21		21	
DIV. I NON-CONF.		12-13-0		.48 139		0-2-0		184		194		162		.47991 161		20		21	
TOTALS		RPI 1-25		RPI 26-50		W-L RECORDS		RPI 51-100		RPI 101-150		RPI 150+							
16-18-0		0-0-0		0-1-0		OVERALL		1-5-0		4-6-0		11-6-0							
2-4-0		0-0-0		0-0-0		HOME		0-0-0		0-2-0		2-2-0							
5-5-0		0-0-0		0-0-0		AWAY		1-3-0		1-2-0		3-0-0							
9-9-0		0-0-0		0-1-0		NEUTRAL		0-2-0		3-2-0		6-4-0							
12-13-0		0-0-0		0-1-0		NON-CONFERENCE		0-4-0		4-4-0		8-4-0							
1-2-0		0-0-0		0-0-0		HOME		0-0-0		0-2-0		1-0-0							
2-2-0		0-0-0		0-0-		AWAY		0-2-0		1-0-0		1-0-0							
9-9-0		0-0-0		0-1-0		NEUTRAL		0-2-0		3-2-0		6-4-0							
4-5-0		0-0-0		0-0-0		CONFERENCE		1-1-0		0-2-0		3-2-0							
1-2-0		0-0-0		0-0-0		HOME		0-0-0		0-0-0		1-2-0							
3-3-0		0-0-0		0-0-0		AWAY		1-1-0		0-2-0		2-0-0							
0-0-0		0-0-0		0-0-0		NEUTRAL		0-0-0		0-0-0		0-0-0							
RPI	S	Opponent	Score	RPI	S	Opponent	Score	RPI	S	Opponent	Score	RPI	S	Opponent	Score				
				29	N	Western Ky.	0 14	62	A	Kent St.	2 12	110	A	Jacksonville	3 2				
								62	A	Kent St.	2 1	112	H	Saint Francis (PA)	2 4				
								68	N	Dayton	5 6	112	H	Saint Francis (PA)	2 9				
								78	N	Lehigh	1 2	112	N	Saint Francis (PA)	1 5				
								81	A	Lipscomb	2 3	122	N	Syracuse	4 3				
								84	A	Stetson	0 10	122	N	Syracuse	2 1				
												138	A	Northern Ill.	8 9				
												138	A	Northern Ill.	1 9				
												149	N	Michigan St.	0 5				
												149	N	Michigan St.	4 2				
												162	N	Creighton	5 3				
												173	H	Central Mich.	4 3				
												173	H	Central Mich.	0 1				
												176	N	Presbyterian	5 6				
												191	A	George Mason	6 3				
												191	H	George Mason	3 2				
												199	N	Georgetown	2 1				
												211	N	Bethune-Cookman	8 0				
												211	N	Bethune-Cookman	5 8				
												214	N	Sacred Heart	0 1				
												219	N	Morehead St.	7 8				
												239	A	Buffalo	1 0				
												239	A	Buffalo	9 0				
												245	N	Florida A&M	3 0				
												246	H	Eastern Mich.	3 4				
												273	N	Rhode Island	5 0				
												275	N	Wagner	5 1				
				LAST 10 GAMES															
				239	A	Buffalo	9 0	173	H	Central Mich.	0 1	239	A	Buffalo	9 0				
				239	A	Buffalo	1 0	246	H	Eastern Mich.	3 4	245	N	Florida A&M	3 0				
				62	A	Kent St.	2 1	112	H	Saint Francis (PA)	2 4	246	H	Eastern Mich.	3 4				
				62	A	Kent St.	2 12	112	H	Saint Francis (PA)	2 9	273	N	Rhode Island	5 0				
				173	H	Central Mich.	4 3	138	A	Northern Ill.	1 9	275	N	Wagner	5 1				

Non-Div. I Games:

Akron

[illegible]

**Non-Div. I Games:**

Sacramento St.

RPI	S	Opponent	Score	
244	H	Montana	9	8
258	A	North Dakota	8	3
258	A	North Dakota	12	0
258	A	North Dakota	16	2

Sacramento St.

S  
a  
c  
r  
a  
m  
e  
n  
t  
o  
S  
t  
.

S  
a  
c  
r  
a  
m  
e  
n  
t  
o  
S  
t  
.

[illegible]

**Non-Div. I Games:**

Villanova

RPI	S	Opponent	Score	
270	N	Siena	5	1
274	H	Rider	6	3
274	H	Rider	6	2

Villanova

V  
i  
l  
l  
a  
n  
o  
v  
a

V  
i  
l  
l  
a  
n  
o  
v  
a



Average RPI Win: 189		WON-LOST RECORD		WINNING PCT. RANK		LAST 10 GAMES		STRENGTH OF SCHEDULE		OPP. STRENGTH OF SCHEDULE		TEAM RPI		ADJ RPI		CONF. RPI		ADJ CONF. RPI	
DIV. I ONLY		15-23-0		.39474 194		3-7-0		135		130		175		.47406 166		9		9	
DIV. I NON-CONF.		13-7-0		.65 68		2-1-0		245		201		117		.50862 115		8		8	
TOTALS		RPI 1-25		RPI 26-50		W-L RECORDS		RPI 51-100		RPI 101-150		RPI 150+							
15-23-0		0-2-0		0-6-0		OVERALL		2-3-0		2-6-0		11-6-0							
3-9-0		0-0-0		0-3-0		HOME		0-3-0		1-2-0		2-1-0							
3-9-0		0-1-0		0-3-0		AWAY		1-0-0		1-2-0		1-3-0							
9-5-0		0-1-0		0-0-0		NEUTRAL		1-0-0		0-2-0		8-2-0							
13-7-0		0-2-0		0-0-0		NON-CONFERENCE		2-0-0		0-2-0		11-3-0							
2-1-0		0-0-0		0-0-0		HOME		0-0-0		0-0-0		2-1-0							
2-1-0		0-1-0		0-0-		AWAY		1-0-0		0-0-0		1-0-0							
9-5-0		0-1-0		0-0-0		NEUTRAL		1-0-0		0-2-0		8-2-0							
2-16-0		0-0-0		0-6-0		CONFERENCE		0-3-0		2-4-0		0-3-0							
1-8-0		0-0-0		0-3-0		HOME		0-3-0		1-2-0		0-0-0							
1-8-0		0-0-0		0-3-0		AWAY		0-0-0		1-2-0		0-3-0							
0-0-0		0-0-0		0-0-0		NEUTRAL		0-0-0		0-0-0		0-0-0							
RPI	S	Opponent		Score		RPI	S	Opponent		Score		RPI	S	Opponent		Score			
8	N	Alabama		0	11	38	A	Fla. Atlantic		1	3	51	N	Louisville		5	3		
23	A	Mississippi St.		1	9	38	A	Fla. Atlantic		0	9	56	A	New Mexico St.		6	5		
						38	A	Fla. Atlantic		0	5	79	H	UTSA		8	11		
						40	H	Marshall		7	14	79	H	UTSA		7	9		
						40	H	Marshall		0	9	79	H	UTSA		5	13		
						40	H	Marshall		1	6								
														106	A	Charlotte	10	2	
														106	A	Charlotte	1	7	
														106	A	Charlotte	2	3	
														109	H	FIU	4	8	
														109	H	FIU	7	6	
														109	H	FIU	0	8	
														123	N	Saint Louis	8	9	
														134	N	Maine	2	5	
														168	N	Liberty	8	7	
														178	A	UTEP	2	12	
														178	A	UTEP	4	7	
														178	A	UTEP	0	7	
														184	H	UT Martin	2	7	
														184	H	UT Martin	6	2	
														189	N	South Dakota St.	5	2	
														212	N	Radford	2	4	
														214	N	Sacred Heart	3	2	
														222	N	Oakland	9	6	
														231	N	UMass Lowell	2	3	
														245	N	Florida A&M	7	0	
														257	A	Belmont	6	5	
														259	N	Mississippi Val.	13	2	
														259	N	Mississippi Val.	14	0	
														260	H	Tennessee St.	4	0	
														262	N	Austin Peay	8	5	
LAST 10 GAMES				40	H	Marshall	1	6	106	A	Charlotte	10	2	259	N	Mississippi Val.	13	2	
				40	H	Marshall	0	9	106	A	Charlotte	1	7	260	H	Tennessee St.	4	0	
				40	H	Marshall	7	14	106	A	Charlotte	2	3	262	N	Austin Peay	8	5	
				8	N	Alabama	0	11	257	A	Belmont	6	5						
				260	H	Tennessee St.	4	0	79	H	UTSA	7	9						

Non-Div. I Games:

Middle Tenn.



Liberty

Liberty

RPI	S	Opponent	Score	
248	A	Hampton	1	2
263	N	Houston Baptist	11	3
274	H	Rider	9	2
281	H	Quinnipiac	4	1
292	N	South Carolina St.	5	2

Liberty

Average RPI Win: 187		WON-LOST	WINNING	LAST 10	STRENGTH OF		OPP. STRENGTH	TEAM	ADJ	CONF.	ADJ CONF.
Average RPI Loss: 124		RECORD	PCT. RANK	GAMES	SCHEDULE		OF SCHEDULE	RPI	RPI	RPI	RPI
DIV. I ONLY		13-15-0	.46429	159	5-5-0		189	186	167	.47326	169
DIV. I NON-CONF.		10-9-0	.52632	123	2-2-0		232	150	157	.48234	157
TOTALS		RPI 1-25	RPI 26-50		W-L RECORDS		RPI 51-100		RPI 101-150		RPI 150+
13-15-0	0-0-0	0-5-0		OVERALL		1-1-0		3-4-0		9-5-0	
2-6-0	0-0-0	0-3-0		HOME		0-0-0		1-2-0		1-1-0	
4-2-0	0-0-0	0-0-0		AWAY		1-0-0		1-0-0		2-2-0	
7-7-0	0-0-0	0-2-0		NEUTRAL		0-1-0		1-2-0		6-2-0	
10-9-0	0-0-0	0-2-0		NON-CONFERENCE		1-1-0		2-2-0		7-4-0	
1-1-0	0-0-0	0-0-0		HOME		0-0-0		0-0-0		1-1-0	
2-1-0	0-0-0	0-0-		AWAY		1-0-0		1-0-0		0-1-0	
7-7-0	0-0-0	0-2-0		NEUTRAL		0-1-0		1-2-0		6-2-0	
3-6-0	0-0-0	0-3-0		CONFERENCE		0-0-0		1-2-0		2-1-0	
1-5-0	0-0-0	0-3-0		HOME		0-0-0		1-2-0		0-0-0	
2-1-0	0-0-0	0-0-0		AWAY		0-0-0		0-0-0		2-1-0	
0-0-0	0-0-0	0-0-0		NEUTRAL		0-0-0		0-0-0		0-0-0	
RPI S	Opponent	Score	RPI S	Opponent	Score	RPI S	Opponent	Score	RPI S	Opponent	Score
			35 N	Virginia Tech	0 9	59 A	Hawaii	3 2	108 A	Iowa	11 8
			45 N	UAB	4 7	93 N	Penn St.	2 6	122 N	Syracuse	3 4
			47 H	North Dakota St.	2 5				133 H	IUPUI	2 1
			47 H	North Dakota St.	3 5				133 H	IUPUI	5 7
			47 H	North Dakota St.	1 14				133 H	IUPUI	3 6
									147 N	St. Bonaventure	2 0
									147 N	St. Bonaventure	4 5
									152 H	Miami (OH)	5 4
									152 H	Miami (OH)	1 5
									152 N	Miami (OH)	0 7
									173 N	Central Mich.	1 0
									185 N	Butler	8 4
									187 A	Bradley	8 10
									233 N	Green Bay	13 3
									233 N	Green Bay	1 0
									234 N	Columbia	3 2
									234 N	Columbia	3 2
									258 N	North Dakota	3 5
									269 A	IPFW	8 0
									269 A	IPFW	20 3
									269 A	IPFW	4 6
LAST 10 GAMES											
			133 H	IUPUI	3 6		269 A	IPFW	8 0		
			133 H	IUPUI	2 1		269 A	IPFW	20 3		
			133 H	IUPUI	5 7		269 A	IPFW	4 6		
			108 A	Iowa	11 8		152 H	Miami (OH)	5 4		
			187 A	Bradley	8 10		152 H	Miami (OH)	1 5		

Non-Div. I Games:

Western Ill.

Average RPI Win: 235		WON-LOST	WINNING	LAST 10	STRENGTH OF		OPP. STRENGTH	TEAM	ADJ	CONF.	ADJ CONF.
Average RPI Loss: 134		RECORD	PCT. RANK	GAMES	SCHEDULE		OF SCHEDULE	RPI	RPI	RPI	RPI
DIV. I ONLY		20-12-0	.625	74	4-6-0		266	241	164	.47294	170
DIV. I NON-CONF.		14-7-0	.66667	62	0-1-0		278	273	152	.4839	155
TOTALS		RPI 1-25	RPI 26-50		W-L RECORDS		RPI 51-100		RPI 101-150		RPI 150+
20-12-0	0-0-0	0-0-0		OVERALL		0-4-0		1-3-0		19-5-0	
7-3-0	0-0-0	0-0-0		HOME		0-3-0		0-0-0		7-0-0	
2-3-0	0-0-0	0-0-0		AWAY		0-0-0		1-0-0		1-3-0	
11-6-0	0-0-0	0-0-0		NEUTRAL		0-1-0		0-3-0		11-2-0	
14-7-0	0-0-0	0-0-0		NON-CONFERENCE		0-1-0		1-3-0		13-3-0	
2-0-0	0-0-0	0-0-0		HOME		0-0-0		0-0-0		2-0-0	
1-1-0	0-0-0	0-0-		AWAY		0-0-0		1-0-0		0-1-0	
11-6-0	0-0-0	0-0-0		NEUTRAL		0-1-0		0-3-0		11-2-0	
6-5-0	0-0-0	0-0-0		CONFERENCE		0-3-0		0-0-0		6-2-0	
5-3-0	0-0-0	0-0-0		HOME		0-3-0		0-0-0		5-0-0	
1-2-0	0-0-0	0-0-0		AWAY		0-0-0		0-0-0		1-2-0	
0-0-0	0-0-0	0-0-0		NEUTRAL		0-0-0		0-0-0		0-0-0	
RPI S	Opponent	Score	RPI S	Opponent	Score	RPI S	Opponent	Score	RPI S	Opponent	Score
						60 N	Purdue	2 6	107 N	Iowa St.	1 5
						68 H	Dayton	1 7	112 N	Saint Francis (PA)	1 3
						68 H	Dayton	1 6	112 N	Saint Francis (PA)	1 5
						68 H	Dayton	0 9	117 A	Coastal Caro.	10 8
									175 N	Seton Hall	3 2
									182 N	South Dakota	6 5
									191 A	George Mason	7 4
									191 A	George Mason	5 6
									191 A	George Mason	2 4
									199 N	Georgetown	1 5
									203 A	LIU Brooklyn	9 11
									228 H	Massachusetts	10 2
									228 H	Massachusetts	12 2
									228 H	Massachusetts	14 5
									230 N	Loyola Chicago	7 0
									230 N	Loyola Chicago	5 9
									231 N	UMass Lowell	5 3
									233 N	Green Bay	7 3
									248 N	Hampton	12 2
									250 N	UMBC	8 4
									250 N	UMBC	13 2
									256 H	Fairfield	8 7
									265 N	Mt. St. Mary's	13 0
									265 N	Mt. St. Mary's	8 0
									273 H	Rhode Island	9 3
									273 H	Rhode Island	14 6
									287 N	Niagara	8 0
LAST 10 GAMES											
			68 H	Dayton	1 6		191 A	George Mason	2 4		
			68 H	Dayton	1 7		203 A	LIU Brooklyn	9 11		
			68 H	Dayton	0 9		228 H	Massachusetts	12 2		
			191 A	George Mason	5 6		228 H	Massachusetts	10 2		
			191 A	George Mason	7 4		228 H	Massachusetts	14 5		

Non-Div. I Games:

Saint Joseph's

RPI	S	Opponent	Score	
290	H	Saint Peter's	10	2

Saint Joseph's

S  
a  
i  
n  
t  
J  
o  
s  
e  
p  
h  
'  
s

S  
a  
i  
n  
t  
J  
o  
s  
e  
p  
h  
'  
s

Average RPI Win:		155	WON-LOST RECORD		WINNING PCT. RANK		LAST 10 GAMES		STRENGTH OF SCHEDULE		OPP. STRENGTH OF SCHEDULE		TEAM RPI		ADJ RPI		CONF. RPI		ADJ CONF. RPI	
DIV. I ONLY			16-26-0		.38095 203		5-5-0		128		98		166		.47277 171		13		12	
DIV. I NON-CONF.			8-19-0		.2963 226		0-1-0		138		109		204		.45067 204		11		11	
TOTALS		RPI 1-25		RPI 26-50		W-L RECORDS		RPI 51-100		RPI 101-150		RPI 150+								
16-26-0		0-1-0		1-4-0		OVERALL		2-10-0		5-6-0		8-5-0								
3-8-0		0-0-0		1-3-0		HOME		1-3-0		1-2-0		0-0-0								
6-6-0		0-0-0		0-0-0		AWAY		0-2-0		3-2-0		3-2-0								
7-12-0		0-1-0		0-1-0		NEUTRAL		1-5-0		1-2-0		5-3-0								
8-19-0		0-1-0		0-2-0		NON-CONFERENCE		1-8-0		1-4-0		6-4-0								
0-2-0		0-0-0		0-1-0		HOME		0-1-0		0-0-0		0-0-0								
1-5-0		0-0-0		0-0-		AWAY		0-2-0		0-2-0		1-1-0								
7-12-0		0-1-0		0-1-0		NEUTRAL		1-5-0		1-2-0		5-3-0								
8-7-0		0-0-0		1-2-0		CONFERENCE		1-2-0		4-2-0		2-1-0								
3-6-0		0-0-0		1-2-0		HOME		1-2-0		1-2-0		0-0-0								
5-1-0		0-0-0		0-0-0		AWAY		0-0-0		3-0-0		2-1-0								
0-0-0		0-0-0		0-0-0		NEUTRAL		0-0-0		0-0-0		0-0-0								
RPI	S	Opponent		Score		RPI	S	Opponent		Score		RPI	S	Opponent		Score				
10	N	UCLA		4	12	27	N	Baylor		5	6	57	N	CSUN		0	4			
						41	H	Fresno St.		2	5	59	N	Hawaii		10	11			
						41	H	Fresno St.		0	8	63	A	UC Riverside		4	5			
						41	H	Fresno St.		4	3	63	A	UC Riverside		5	6			
						50	H	BYU		2	13	64	N	Long Beach St.		3	16			
												64	N	Long Beach St.		3	11			
												75	H	UNLV		9	8			
												75	H	UNLV		6	8			
												75	H	UNLV		12	14			
												77	H	Idaho St.		3	13			
												88	N	Weber St.		1	9			
												88	N	Weber St.		4	3			

Non-Div. I Games:

Utah St.



Average RPI Win: 190		WON-LOST RECORD	WINNING PCT. RANK	LAST 10 GAMES	STRENGTH OF SCHEDULE	OPP. STRENGTH OF SCHEDULE	TEAM RPI	ADJ RPI	CONF. RPI	ADJ CONF. RPI										
Average RPI Loss: 117																				
DIV. I ONLY		22-24-0	.47826 150	3-7-0	206	164	168	.47258 172	14	14										
DIV. I NON-CONF.		20-17-0	.54054 115	3-1-0	258	170	170	.47496 173	15	15										
<hr/>																				
TOTALS		RPI 1-25	RPI 26-50		W-L RECORDS		RPI 51-100		RPI 101-150		RPI 150+									
22-24-0		0-1-0	1-1-0		OVERALL		0-7-0		3-8-0		18-7-0									
2-3-0		0-0-0	0-0-0		HOME		0-0-0		0-3-0		2-0-0									
6-14-0		0-1-0	0-0-0		AWAY		0-4-0		1-4-0		5-5-0									
14-7-0		0-0-0	1-1-0		NEUTRAL		0-3-0		2-1-0		11-2-0									
20-17-0		0-1-0	1-1-0		NON-CONFERENCE		0-4-0		3-5-0		16-6-0									
2-0-0		0-0-0	0-0-0		HOME		0-0-0		0-0-0		2-0-0									
4-10-0		0-1-0	0-0-		AWAY		0-1-0		1-4-0		3-4-0									
14-7-0		0-0-0	1-1-0		NEUTRAL		0-3-0		2-1-0		11-2-0									
2-7-0		0-0-0	0-0-0		CONFERENCE		0-3-0		0-3-0		2-1-0									
0-3-0		0-0-0	0-0-0		HOME		0-0-0		0-3-0		0-0-0									
2-4-0		0-0-0	0-0-0		AWAY		0-3-0		0-0-0		2-1-0									
0-0-0		0-0-0	0-0-0		NEUTRAL		0-0-0		0-0-0		0-0-0									
RPI	S	Opponent	Score		RPI	S	Opponent	Score		RPI	S	Opponent	Score							
22	A	Kansas	2	5	43	N	Georgia St.	2	10	51	N	Louisville	2	3	105	H	Grand Canyon	1	8	
					44	N	Chattanooga	7	0	56	A	New Mexico St.	9	10	105	H	Grand Canyon	0	8	
										56	A	New Mexico St.	2	6	105	H	Grand Canyon	3	7	
										56	A	New Mexico St.	3	8	116	A	Missouri St.	14	15	
										77	N	Idaho St.	6	7	116	A	Missouri St.	4	6	
										81	A	Lipscomb	1	7	121	A	Texas-Arlington	11	8	
										96	N	Texas Tech	6	9	123	N	Saint Louis	3	6	
															124	A	Oklahoma St.	7	8	
															124	A	Oklahoma St.	7	11	
															126	N	UConn	10	7	
															126	N	UConn	9	2	
															153	N	DePaul	4	9	
															155	A	Bakersfield	4	5	
															155	A	Bakersfield	12	2	
															155	A	Bakersfield	2	1	
															167	A	Omaha	8	0	
															167	A	Omaha	6	7	
															167	N	Omaha	5	0	
															182	N	South Dakota	18	10	
															189	H	South Dakota St.	8	7	
															189	H	South Dakota St.	4	2	
															189	N	South Dakota St.	7	4	
															190	A	St. Mary's (CA)	1	2	
															190	A	St. Mary's (CA)	0	8	
															199	N	Georgetown	11	8	
															216	A	Santa Clara	7	2	
															216	A	Santa Clara	2	1	
LAST 10 GAMES																				

Non-Div. I Games:

UMKC

RPI	S	Opponent	Score	
231	N	UMass Lowell	2	0
242	N	Northern Colo.	12	9
242	N	Northern Colo.	5	4
243	N	Evansville	2	3
245	N	Florida A&M	5	4
246	N	Eastern Mich.	7	2
246	N	Eastern Mich.	9	4
257	A	Belmont	4	7
295	N	Prairie View	15	4

Average RPI Win: 209		WON-LOST	WINNING	LAST 10	STRENGTH OF		OPP. STRENGTH	TEAM	ADJ		CONF.	ADJ CONF.
Average RPI Loss: 113		RECORD	PCT. RANK	GAMES	SCHEDULE		OF SCHEDULE	RPI	RPI		RPI	RPI
DIV. I ONLY		15-16-0	.48387	147	7-3-0		209	198	176		.4722	173
DIV. I NON-CONF.		10-13-0	.43478	166	2-0-0		177	206	182		.47014	180
TOTALS		RPI 1-25	RPI 26-50		W-L RECORDS		RPI 51-100		RPI 101-150		RPI 150+	
15-16-0	0-0-0	0-3-0		OVERALL		0-6-0		3-2-0		12-5-0		
2-2-0	0-0-0	0-0-0		HOME		0-2-0		0-0-0		2-0-0		
6-2-0	0-0-0	0-1-0		AWAY		0-0-0		1-0-0		5-1-0		
7-12-0	0-0-0	0-2-0		NEUTRAL		0-4-0		2-2-0		5-4-0		
10-13-0	0-0-0	0-3-0		NON-CONFERENCE		0-4-0		3-2-0		7-4-0		
0-0-0	0-0-0	0-0-0		HOME		0-0-0		0-0-0		0-0-0		
3-1-0	0-0-0	0-0-		AWAY		0-0-0		1-0-0		2-0-0		
7-12-0	0-0-0	0-2-0		NEUTRAL		0-4-0		2-2-0		5-4-0		
5-3-0	0-0-0	0-0-0		CONFERENCE		0-2-0		0-0-0		5-1-0		
2-2-0	0-0-0	0-0-0		HOME		0-2-0		0-0-0		2-0-0		
3-1-0	0-0-0	0-0-0		AWAY		0-0-0		0-0-0		3-1-0		
0-0-0	0-0-0	0-0-0		NEUTRAL		0-0-0		0-0-0		0-0-0		
RPI S	Opponent	Score	RPI S	Opponent	Score	RPI S	Opponent	Score	RPI S	Opponent	Score	
			36 A	San Diego St.	5 9	70 N	Rutgers	1 6	101 N	North Florida	0 1	
			46 N	Oregon St.	2 13	78 N	Lehigh	2 3	111 N	Boston College	2 0	
			47 N	North Dakota St.	4 13	87 N	Mercer	6 10	122 N	Syracuse	2 3	
						97 H	Ball St.	5 9	134 A	Maine	9 5	
						97 H	Ball St.	7 14	143 N	Wisconsin	3 0	
						100 N	Samford	7 15	163 A	Akron	1 0	
									163 A	Akron	3 4	
									169 N	Western Ill.	0 1	
									175 N	Seton Hall	1 0	
									175 N	Seton Hall	7 4	
									192 N	Ill.-Chicago	5 6	
									201 N	Penn	1 3	
									201 N	Penn	0 1	
									201 N	Penn	4 0	
									221 A	Ohio	14 3	
									221 A	Ohio	8 1	
									246 H	Eastern Mich.	7 4	
									246 H	Eastern Mich.	5 2	
									253 N	Yale	2 0	
									281 N	Quinnipiac	4 1	
									282 A	Detroit	7 1	
									282 A	Detroit	8 7	
			LAST 10 GAMES									
			246 H	Eastern Mich.	7 4	221 A	Ohio	14 3				
			246 H	Eastern Mich.	5 2	282 A	Detroit	8 7				
			163 A	Akron	3 4	282 A	Detroit	7 1				
			163 A	Akron	1 0	97 H	Ball St.	5 9				
			221 A	Ohio	8 1	97 H	Ball St.	7 14				

Non-Div. I Games:

Central Mich.

L  
a  
m  
a  
r

Lamar

Average RPI Win: 191		WON-LOST RECORD		WINNING PCT. RANK		LAST 10 GAMES		STRENGTH OF SCHEDULE		OPP. STRENGTH OF SCHEDULE		TEAM RPI		ADJ RPI		CONF. RPI		ADJ CONF. RPI	
DIV. I ONLY		17-20-0		.45946 164		6-4-0		185		195		174		.47129 175		20		20	
DIV. I NON-CONF.		11-15-0		.42308 169		0-0-0		191		184		188		.46374 187		18		18	
TOTALS		RPI 1-25		RPI 26-50		W-L RECORDS		RPI 51-100		RPI 101-150		RPI 150+							
17-20-0		0-0-0		0-6-0		OVERALL		0-0-0		2-2-0		15-12-0							
3-3-0		0-0-0		0-0-0		HOME		0-0-0		0-0-0		3-3-0							
6-4-0		0-0-0		0-1-0		AWAY		0-0-0		2-0-0		4-3-0							
8-13-0		0-0-0		0-5-0		NEUTRAL		0-0-0		0-2-0		8-6-0							
11-15-0		0-0-0		0-6-0		NON-CONFERENCE		0-0-0		2-2-0		9-7-0							
0-0-0		0-0-0		0-0-0		HOME		0-0-0		0-0-0		0-0-0							
3-2-0		0-0-0		0-0-		AWAY		0-0-0		2-0-0		1-1-0							
8-13-0		0-0-0		0-5-0		NEUTRAL		0-0-0		0-2-0		8-6-0							
6-5-0		0-0-0		0-0-0		CONFERENCE		0-0-0		0-0-0		6-5-0							
3-3-0		0-0-0		0-0-0		HOME		0-0-0		0-0-0		3-3-0							
3-2-0		0-0-0		0-0-0		AWAY		0-0-0		0-0-0		3-2-0							
0-0-0		0-0-0		0-0-0		NEUTRAL		0-0-0		0-0-0		0-0-0							
RPI	S	Opponent	Score	RPI	S	Opponent	Score	RPI	S	Opponent	Score	RPI	S	Opponent	Score				
				35	N	Virginia Tech	0 9			101	N	North Florida	4 10						
				35	N	Virginia Tech	0 18			102	A	North Texas	2 1						
				36	A	San Diego St.	3 4			102	A	North Texas	17 6						
				42	N	SIUE	3 5			143	N	Wisconsin	2 9						
				46	N	Oregon St.	3 17			153	H	DePaul	5 7						
				47	N	North Dakota St.	0 2			153	H	DePaul	5 14						
										153	H	DePaul	1 11						
										160	A	East Carolina	0 4						
										160	A	East Carolina	10 8						
										161	N	Western Mich.	3 4						
										161	N	Western Mich.	14 13						
										162	A	Creighton	3 8						
										162	A	Creighton	12 1						
										162	A	Creighton	9 7						
										165	H	Villanova	7 6						
										165	H	Villanova	7 5						
										165	H	Villanova	3 1						
										170	N	Saint Joseph's	2 3						
										173	N	Central Mich.	0 1						
										173	N	Central Mich.	4 7						
										188	N	Colgate	0 3						
				LAST 10 GAMES						193	N	Robert Morris	7 6						
				162	A	Creighton	12 1	165	H	Villanova	7 6	209	N	Bowling Green	13 4				
				162	A	Creighton	3 8	165	H	Villanova	7 5	217	A	Providence	1 2				
				162	A	Creighton	9 7	165	H	Villanova	3 1	217	A	Providence	7 4				
				217	A	Providence	1 2	153	H	DePaul	1 11	225	N	Boston U.	2 4				
				217	A	Providence	7 4	153	H	DePaul	5 7	227	N	Boise St.	13 10				

**Non-Div. I Games:**

Seton Hall

RPI	S	Opponent	Score	
245	N	Florida A&M	2	1
267	N	Texas Southern	12	2
267	N	Texas Southern	10	2
281	N	Quinnipiac	14	0

Seton Hall

S  
e  
t  
o  
n  
H  
a  
l  
l

S  
e  
t  
o  
n  
H  
a  
l  
l

Average RPI Win: 195		WON-LOST	WINNING	LAST 10	STRENGTH OF		OPP. STRENGTH	TEAM	ADJ	CONF.	ADJ CONF.
Average RPI Loss: 131		RECORD	PCT. RANK	GAMES	SCHEDULE		OF SCHEDULE	RPI	RPI	RPI	RPI
DIV. I ONLY		18-17-0	.51429	131	4-6-0		224	178	172	.47117	176
DIV. I NON-CONF.		11-11-0	.5	127	1-1-0		210	216	165	.47722	167
TOTALS		RPI 1-25	RPI 26-50		W-L RECORDS		RPI 51-100		RPI 101-150		RPI 150+
18-17-0	0-0-0	0-3-0		OVERALL		1-3-0		3-4-0		14-7-0	
8-2-0	0-0-0	0-0-0		HOME		0-0-0		0-0-0		8-2-0	
3-8-0	0-0-0	0-3-0		AWAY		1-2-0		1-1-0		1-2-0	
7-7-0	0-0-0	0-0-0		NEUTRAL		0-1-0		2-3-0		5-3-0	
11-11-0	0-0-0	0-3-0		NON-CONFERENCE		0-1-0		2-3-0		9-4-0	
4-1-0	0-0-0	0-0-0		HOME		0-0-0		0-0-0		4-1-0	
0-3-0	0-0-0	0-0-		AWAY		0-0-0		0-0-0		0-0-0	
7-7-0	0-0-0	0-0-0		NEUTRAL		0-1-0		2-3-0		5-3-0	
7-6-0	0-0-0	0-0-0		CONFERENCE		1-2-0		1-1-0		5-3-0	
4-1-0	0-0-0	0-0-0		HOME		0-0-0		0-0-0		4-1-0	
3-5-0	0-0-0	0-0-0		AWAY		1-2-0		1-1-0		1-2-0	
0-0-0	0-0-0	0-0-0		NEUTRAL		0-0-0		0-0-0		0-0-0	
RPI S	Opponent	Score		RPI S	Opponent	Score		RPI S	Opponent	Score	
33 A	South Carolina	6	9	78 N	Lehigh	0	4	112 N	Saint Francis (PA)	3	0
39 A	USC Upstate	3	4	86 A	Longwood	10	9	112 N	Saint Francis (PA)	8	0
43 A	Georgia St.	2	9	86 A	Longwood	2	4	113 N	Col. of Charleston	0	8
				86 A	Longwood	2	8	114 N	St. John's (NY)	7	8
								139 N	Bucknell	0	8
								140 A	Winthrop	5	3
								140 A	Winthrop	3	4
								162 N	Creighton	0	3
								163 N	Akron	6	5
								168 A	Liberty	10	2
								168 A	Liberty	0	5
								168 A	Liberty	3	7
								179 N	Appalachian St.	2	3
								180 H	UNCW	8	0
								180 H	UNCW	3	2
								200 H	East Tenn. St.	6	4
								200 H	East Tenn. St.	4	5
								200 N	East Tenn. St.	6	5
								212 H	Radford	6	5
								212 H	Radford	8	0
								214 N	Sacred Heart	6	0
								237 H	Gardner-Webb	7	12
								237 H	Gardner-Webb	3	0
								237 H	Gardner-Webb	10	1
								245 N	Florida A&M	2	3
								265 N	Mt. St. Mary's	8	0
								292 H	South Carolina St.	4	2
LAST 10 GAMES				292 H	South Carolina St.	4	2	168 A	Liberty	0	5
				140 A	Winthrop	3	4	39 A	USC Upstate	3	4
				140 A	Winthrop	5	3	86 A	Longwood	2	4
				168 A	Liberty	10	2	86 A	Longwood	10	9
				168 A	Liberty	3	7	86 A	Longwood	2	8

Non-Div. I Games:

Presbyterian

RPI	S	Opponent	Score	
294	N	UMES	12	2

Presbyterian

P  
r  
e  
s  
b  
y  
t  
e  
r  
i  
a  
n

P  
r  
e  
s  
b  
y  
t  
e  
r  
i  
a  
n



Average RPI Win:		150	WON-LOST RECORD		WINNING PCT. RANK		LAST 10 GAMES		STRENGTH OF SCHEDULE		OPP. STRENGTH OF SCHEDULE		TEAM RPI		ADJ RPI		CONF. RPI		ADJ CONF. RPI	
DIV. I ONLY			15-29-0		.34091 222		3-7-0		100		113		178		.47061 177		14		14	
DIV. I NON-CONF.			12-23-0		.34286 201		0-1-0		92		104		168		.47695 169		15		15	
TOTALS		RPI 1-25		RPI 26-50		W-L RECORDS		RPI 51-100		RPI 101-150		RPI 150+								
15-29-0		0-2-0		2-1-0		OVERALL		1-14-0		4-5-0		8-7-0								
3-8-0		0-0-0		0-1-0		HOME		0-2-0		0-2-0		3-3-0								
2-8-0		0-2-0		1-0-0		AWAY		1-6-0		0-0-0		0-0-0								
10-13-0		0-0-0		1-0-0		NEUTRAL		0-6-0		4-3-0		5-4-0								
12-23-0		0-2-0		2-1-0		NON-CONFERENCE		1-11-0		4-5-0		5-4-0								
0-5-0		0-0-0		0-1-0		HOME		0-2-0		0-2-0		0-0-0								
2-5-0		0-2-0		1-0-		AWAY		1-3-0		0-0-0		0-0-0								
10-13-0		0-0-0		1-0-0		NEUTRAL		0-6-0		4-3-0		5-4-0								
3-6-0		0-0-0		0-0-0		CONFERENCE		0-3-0		0-0-0		3-3-0								
3-3-0		0-0-0		0-0-0		HOME		0-0-0		0-0-0		3-3-0								
0-3-0		0-0-0		0-0-0		AWAY		0-3-0		0-0-0		0-0-0								
0-0-0		0-0-0		0-0-0		NEUTRAL		0-0-0		0-0-0		0-0-0								
RPI	S	Opponent		Score		RPI	S	Opponent		Score		RPI	S	Opponent		Score				
5	A	Oregon		1	9	49	N	Cal St. Fullerton		9	0	53	N	San Jose St.		7	10			
5	A	Oregon		0	3	50	A	BYU		13	0	53	N	San Jose St.		0	15			
						50	H	BYU		2	9	56	A	New Mexico St.		0	9			
												56	A	New Mexico St.		0	10			
												56	A	New Mexico St.		2	7			
												57	A	CSUN		1	6			
												57	A	CSUN		0	3			
												59	N	Hawaii		3	17			
												72	N	Stanford		0	6			
												88	H	Weber St.		5	10			
												88	H	Weber St.		5	6			
												88	N	Weber St.		0	5			
												95	N	Wichita St.		3	8			
												96	A	Texas Tech		5	8			
												96	A	Texas Tech		6	5			
								LAST 10 GAMES												
								224 H Seattle		4	2			155 H Bakersfield		2	1			
								224 H Seattle		8	11			155 H Bakersfield		3	1			
								224 H Seattle		6	9			56 A New Mexico St.		0	9			
								50 H BYU		2	9			56 A New Mexico St.		0	10			
								155 H Bakersfield		0	2			56 A New Mexico St.		2	7			
														224 H Seattle		8	11			
														247 N Portland St.		8	5			
														247 N Portland St.		0	10			

**Non-Div. I Games:**

Utah Valley



Average RPI Win: 172		WON-LOST	WINNING	LAST 10	STRENGTH OF		OPP. STRENGTH	TEAM	ADJ	CONF.	ADJ CONF.
Average RPI Loss: 83		RECORD	PCT. RANK	GAMES	SCHEDULE		OF SCHEDULE	RPI	RPI	RPI	RPI
DIV. I ONLY		10-26-0	.27778	258	1-9-0		74	78	182	.46979	179
DIV. I NON-CONF.		9-9-0	.5	127	0-1-0		117	146	120	.5083	117
TOTALS		RPI 1-25	RPI 26-50		W-L RECORDS		RPI 51-100		RPI 101-150		RPI 150+
10-26-0		0-1-0	2-9-0		OVERALL		1-6-0		1-8-0		6-2-0
1-6-0		0-0-0	0-0-0		HOME		0-0-0		1-6-0		0-0-0
1-14-0		0-1-0	1-7-0		AWAY		0-3-0		0-1-0		0-2-0
8-6-0		0-0-0	1-2-0		NEUTRAL		1-3-0		0-1-0		6-0-0
9-9-0		0-1-0	1-4-0		NON-CONFERENCE		1-0-0		1-2-0		6-2-0
1-0-0		0-0-0	0-0-0		HOME		0-0-0		1-0-0		0-0-0
0-6-0		0-1-0	0-0-		AWAY		0-0-0		0-1-0		0-2-0
8-3-0		0-0-0	1-2-0		NEUTRAL		1-0-0		0-1-0		6-0-0
1-17-0		0-0-0	1-5-0		CONFERENCE		0-6-0		0-6-0		0-0-0
0-6-0		0-0-0	0-0-0		HOME		0-0-0		0-6-0		0-0-0
1-8-0		0-0-0	1-5-0		AWAY		0-3-0		0-0-0		0-0-0
0-3-0		0-0-0	0-0-0		NEUTRAL		0-3-0		0-0-0		0-0-0
RPI S	Opponent	Score	RPI S	Opponent	Score	RPI S	Opponent	Score	RPI S	Opponent	Score
3 A	Auburn	0 9	30 A	South Ala.	2 3	58 A	Troy	1 9	106 H	Charlotte	12 9
			30 A	South Ala.	0 8	58 A	Troy	3 9	113 A	Col. of Charleston	4 12
			30 A	South Ala.	1 6	58 A	Troy	2 11	121 H	Texas-Arlington	3 14
			33 A	South Carolina	0 5	61 N	Pittsburgh	5 2	121 H	Texas-Arlington	1 7
			37 N	North Carolina	4 3	73 N	La.-Monroe	5 6	121 H	Texas-Arlington	7 16
			39 A	USC Upstate	2 7	73 N	La.-Monroe	1 10	131 H	Ga. Southern	5 6
			43 A	Georgia St.	14 5	73 N	La.-Monroe	0 4	131 H	Ga. Southern	6 11
			43 A	Georgia St.	2 10				131 H	Ga. Southern	3 17
			43 A	Georgia St.	1 2				140 N	Winthrop	2 6
			44 N	Chattanooga	0 3				176 N	Presbyterian	3 2
			45 N	UAB	9 20				205 A	Campbell	1 5
									205 A	Campbell	0 5
									228 N	Massachusetts	2 0
									243 N	Evansville	5 4
									262 N	Austin Peay	13 7
									275 N	Wagner	9 0
									285 N	Hartford	7 2
			LAST 10 GAMES								
			43 A	Georgia St.	14 5	131 H	Ga. Southern	3 17			
			43 A	Georgia St.	1 2	121 H	Texas-Arlington	3 14			
			43 A	Georgia St.	2 10	121 H	Texas-Arlington	1 7			
			131 H	Ga. Southern	6 11	121 H	Texas-Arlington	7 16			
			131 H	Ga. Southern	5 6	205 A	Campbell	1 5			

Non-Div. I Games:

Appalachian St.



RPI	S	Opponent	Score	
284	H	Norfolk St.	8	1
284	H	Norfolk St.	4	0

UNCW

U  
N  
C  
W

U  
N  
C  
W

UNI

Average RPI Win: 161		WON-LOST RECORD		WINNING PCT. RANK		LAST 10 GAMES		STRENGTH OF SCHEDULE		OPP. STRENGTH OF SCHEDULE		TEAM RPI		ADJ RPI		CONF. RPI		ADJ CONF. RPI	
DIV. I ONLY		14-21-0		.4	188	5-5-0		165		109		181		.46964 181		16		16	
DIV. I NON-CONF.		6-13-0		.31579	215	0-1-0		87		118		183		.47071 178		14		14	
TOTALS		RPI 1-25		RPI 26-50		W-L RECORDS		RPI 51-100		RPI 101-150		RPI 150+							
14-21-0		0-1-0		1-2-0		OVERALL		3-9-0		0-3-0		10-6-0							
8-7-0		0-0-0		1-0-0		HOME		1-3-0		0-1-0		6-3-0							
3-5-0		0-1-0		0-0-0		AWAY		1-2-0		0-2-0		2-0-0							
3-9-0		0-0-0		0-2-0		NEUTRAL		1-4-0		0-0-0		2-3-0							
6-13-0		0-1-0		1-2-0		NON-CONFERENCE		1-4-0		0-3-0		4-3-0							
3-2-0		0-0-0		1-0-0		HOME		0-0-0		0-1-0		2-1-0							
0-3-0		0-1-0		0-0-		AWAY		0-0-0		0-2-0		0-0-0							
3-8-0		0-0-0		0-2-0		NEUTRAL		1-4-0		0-0-0		2-2-0							
8-8-0		0-0-0		0-0-0		CONFERENCE		2-5-0		0-0-0		6-3-0							
5-5-0		0-0-0		0-0-0		HOME		1-3-0		0-0-0		4-2-0							
3-2-0		0-0-0		0-0-0		AWAY		1-2-0		0-0-0		2-0-0							
0-1-0		0-0-0		0-0-0		NEUTRAL		0-0-0		0-0-0		0-1-0							
RPI	S	Opponent		Score		RPI	S	Opponent		Score		RPI	S	Opponent		Score			
12	A	Tennessee		4	5	45	N	UAB		1	3	60	N	Purdue		2	3		
						47	H	North Dakota St.		4	2	60	N	Purdue		3	1		
						47	N	North Dakota St.		4	12	78	N	Lehigh		0	2		
												85	H	Drake		1	7		
												92	N	McNeese St.		1	4		
												94	N	Maryland		0	10		
												95	H	Wichita St.		1	4		
												95	H	Wichita St.		4	3		
												95	H	Wichita St.		3	6		
												99	A	Illinois St.		6	11		
												99	A	Illinois St.		6	4		
												99	A	Illinois St.		3	5		

Non-Div. I Games:

UNI

Average RPI Win:		210	WON-LOST RECORD		WINNING PCT. RANK	LAST 10 GAMES		STRENGTH OF SCHEDULE		OPP. STRENGTH OF SCHEDULE	TEAM RPI	ADJ RPI	CONF. RPI	ADJ CONF. RPI			
Average RPI Loss:		107															
DIV. I ONLY			15-21-1		.41892	182	6-4-0		156		216	183	.46852	182	19	17	
DIV. I NON-CONF.			9-18-1		.33929	202	1-1-0		209		215	223	.44092	216	21	19	
TOTALS		RPI 1-25		RPI 26-50		W-L RECORDS		RPI 51-100		RPI 101-150		RPI 150+					
15-21-1		0-1-0		2-2-0		OVERALL		0-8-0		2-6-0		11-4-1					
3-1-0		0-0-0		0-0-0		HOME		0-1-0		0-0-0		3-0-0					
6-10-1		0-1-0		1-2-0		AWAY		0-3-0		2-3-0		3-1-1					
6-10-0		0-0-0		1-0-0		NEUTRAL		0-4-0		0-3-0		5-3-0					
9-18-1		0-1-0		1-0-0		NON-CONFERENCE		0-8-0		0-5-0		8-4-1					
0-1-0		0-0-0		0-0-0		HOME		0-1-0		0-0-0		0-0-0					
3-7-1		0-1-0		0-0-		AWAY		0-3-0		0-2-0		3-1-1					
6-10-0		0-0-0		1-0-0		NEUTRAL		0-4-0		0-3-0		5-3-0					
6-3-0		0-0-0		1-2-0		CONFERENCE		0-0-0		2-1-0		3-0-0					
3-0-0		0-0-0		0-0-0		HOME		0-0-0		0-0-0		3-0-0					
3-3-0		0-0-0		1-2-0		AWAY		0-0-0		2-1-0		0-0-0					
0-0-0		0-0-0		0-0-0		NEUTRAL		0-0-0		0-0-0		0-0-0					
RPI	S	Opponent		Score		RPI	S	Opponent		Score		RPI	S	Opponent		Score	
21	A	UCF		1	5	45	N	UAB		4	3	54	N	Nebraska		3	8
						47	A	North Dakota St.		2	9	54	N	Nebraska		2	12
						47	A	North Dakota St.		1	4	84	A	Stetson		3	7
						47	A	North Dakota St.		4	2	84	A	Stetson		2	4
												87	N	Mercer		0	5
												95	A	Wichita St.		3	12
												95	H	Wichita St.		5	14
												97	N	Ball St.		8	11

Non-Div. I Games:

South Dakota

S  
o  
u  
t  
h  
e  
r  
n  
U  
t  
a  
h

Southern Utah



U  
T  
M  
a  
r  
t  
i  
n

UT Martin

RPI	S	Opponent	Score	
262	H	Austin Peay	3	6
262	H	Austin Peay	10	2
262	H	Austin Peay	8	6
293	N	Alcorn	9	0

UT Martin

U  
T  
M  
a  
r  
t  
i  
n

U  
T  
M  
a  
r  
t  
i  
n

Average RPI Win: 191		WON-LOST RECORD		WINNING PCT. RANK		LAST 10 GAMES		STRENGTH OF SCHEDULE		OPP. STRENGTH OF SCHEDULE		TEAM RPI		ADJ RPI		CONF. RPI		ADJ CONF. RPI			
DIV. I ONLY		16-22-0		.42105 181		2-8-0		174		196		186		.46439 185		20		20			
DIV. I NON-CONF.		12-14-0		.46154 144		0-3-0		171		191		161		.47898 163		18		18			
TOTALS		RPI 1-25		RPI 26-50		W-L RECORDS		RPI 51-100		RPI 101-150		RPI 150+									
16-22-0		0-3-0		0-1-0		OVERALL		2-1-0		1-7-0		13-10-0									
1-7-0		0-0-0		0-0-0		HOME		0-0-0		0-3-0		1-4-0									
6-8-0		0-2-0		0-1-0		AWAY		0-0-0		0-1-0		6-4-0									
9-7-0		0-1-0		0-0-0		NEUTRAL		2-1-0		1-3-0		6-2-0									
12-14-0		0-3-0		0-1-0		NON-CONFERENCE		2-1-0		1-4-0		9-5-0									
0-2-0		0-0-0		0-0-0		HOME		0-0-0		0-0-0		0-2-0									
3-5-0		0-2-0		0-0-		AWAY		0-0-0		0-1-0		3-1-0									
9-7-0		0-1-0		0-0-0		NEUTRAL		2-1-0		1-3-0		6-2-0									
4-8-0		0-0-0		0-0-0		CONFERENCE		0-0-0		0-3-0		4-5-0									
1-5-0		0-0-0		0-0-0		HOME		0-0-0		0-3-0		1-2-0									
3-3-0		0-0-0		0-0-0		AWAY		0-0-0		0-0-0		3-3-0									
0-0-0		0-0-0		0-0-0		NEUTRAL		0-0-0		0-0-0		0-0-0									
RPI	S	Opponent		Score		RPI	S	Opponent		Score		RPI	S	Opponent		Score					
18	A	Notre Dame		0	8	30	A	South Ala.		4	9	81	N	Lipscomb		1	2				
20	N	James Madison		0	1							81	N	Lipscomb		11	6				
21	A	UCF		1	5							100	N	Samford		9	0				
															114	H	St. John's (NY)	1	5		
															114	H	St. John's (NY)	4	6		
															114	H	St. John's (NY)	2	3		
															124	N	Oklahoma St.	5	9		
															133	A	IUPUI	0	7		
															133	N	IUPUI	3	8		
															138	N	Northern Ill.	3	2		
															145	N	Eastern Ill.	2	5		
															159	H	Indiana St.	3	8		
															159	H	Indiana St.	3	4		
															159	N	Indiana St.	5	4		
															162	A	Creighton	7	5		
															162	A	Creighton	4	7		
															162	A	Creighton	4	1		
															165	H	Villanova	5	4		
															165	H	Villanova	2	9		
															165	H	Villanova	0	2		
															169	N	Western Ill.	4	8		
															192	N	Ill.-Chicago	5	0		
															192	N	Ill.-Chicago	3	2		
															211	A	Bethune-Cookman	1	8		
															211	A	Bethune-Cookman	10	3		
															217	A	Providence	3	11		
															217	A	Providence	7	2		
															217	A	Providence	0	2		
															230	N	Loyola Chicago	5	6		
															238	N	Monmouth	7	5		
LAST 10 GAMES				165 H Villanova				5	4	217 A Providence				0	2	217 A Providence				3	11
				165 H Villanova				0	2	217 A Providence				3	11	217 A Providence				7	2
				165 H Villanova				2	9	159 H Indiana St.				3	8	217 A Providence				0	2
				18 A Notre Dame				0	8	159 H Indiana St.				3	4	230 N Loyola Chicago				5	6
				217 A Providence				7	2	114 H St. John's (NY)				1	5	238 N Monmouth				7	5

Non-Div. I Games:

Butler

RPI	S	Opponent	Score	
243	N	Evansville	3	1
256	N	Fairfield	4	3
271	A	Northern Ky.	13	8
271	A	Northern Ky.	11	3

Butler

B  
u  
t  
l  
e  
r

B  
u  
t  
l  
e  
r

Average RPI Win:		226	WON-LOST RECORD		WINNING PCT. RANK		LAST 10 GAMES		STRENGTH OF SCHEDULE		OPP. STRENGTH OF SCHEDULE		TEAM RPI		ADJ RPI		CONF. RPI		ADJ CONF. RPI	
DIV. I ONLY			19-14-0		.57576 97		6-4-0		267		223		187		.46372 186		29		29	
DIV. I NON-CONF.			15-9-0		.625 85		3-1-0		271		227		148		.48664 149		29		29	
TOTALS		RPI 1-25		RPI 26-50		W-L RECORDS		RPI 51-100		RPI 101-150		RPI 150+								
19-14-0		0-2-0		0-1-0		OVERALL		0-2-0		2-1-0		17-8-0								
5-0-0		0-0-0		0-0-0		HOME		0-0-0		0-0-0		5-0-0								
8-9-0		0-1-0		0-0-0		AWAY		0-2-0		1-0-0		7-6-0								
6-5-0		0-1-0		0-1-0		NEUTRAL		0-0-0		1-1-0		5-2-0								
15-9-0		0-2-0		0-1-0		NON-CONFERENCE		0-2-0		2-1-0		13-3-0								
5-0-0		0-0-0		0-0-0		HOME		0-0-0		0-0-0		5-0-0								
4-4-0		0-1-0		0-0-		AWAY		0-2-0		1-0-0		3-1-0								
6-5-0		0-1-0		0-1-0		NEUTRAL		0-0-0		1-1-0		5-2-0								
4-5-0		0-0-0		0-0-0		CONFERENCE		0-0-0		0-0-0		4-5-0								
0-0-0		0-0-0		0-0-0		HOME		0-0-0		0-0-0		0-0-0								
4-5-0		0-0-0		0-0-0		AWAY		0-0-0		0-0-0		4-5-0								
0-0-0		0-0-0		0-0-0		NEUTRAL		0-0-0		0-0-0		0-0-0								
RPI	S	Opponent		Score		RPI	S	Opponent		Score		RPI	S	Opponent		Score				
9	N	Missouri		2	4	44	N	Chattanooga		0	3	89	A	Jacksonville St.		2	6			
18	A	Notre Dame		4	8							89	A	Jacksonville St.		3	5			
														110		A	Jacksonville	4	1	
														123		N	Saint Louis	2	4	
														145		N	Eastern Ill.	3	0	
														168		N	Liberty	0	3	
														189		N	South Dakota St.	6	5	
														196		A	Wright St.	6	2	
														196		A	Wright St.	1	5	
														196		A	Wright St.	3	4	
														204		H	Canisius	8	4	
														205		N	Campbell	4	8	
														206		H	Toledo	4	3	
														208		A	Southeastern La.	7	2	
														208		A	Southeastern La.	7	2	
														219		A	Morehead St.	4	5	
														219		A	Morehead St.	3	2	
														233		A	Green Bay	4	12	
														233		A	Green Bay	6	4	
														233		A	Green Bay	3	4	
														240		A	Youngstown St.	10	7	
														240		A	Youngstown St.	2	1	
														240		A	Youngstown St.	5	8	
														245		N	Florida A&M	12	2	
														254		N	Abilene Christian	14	11	
														271		N	Northern Ky.	11	3	
														271		N	Northern Ky.	10	2	
														287		H	Niagara	8	0	
														287		H	Niagara	9	0	

**Non-Div. I Games:**

Cleveland St.

RPI	S	Opponent	Score	
287	H	Niagara	9	0

Cleveland St.

C  
l  
e  
v  
e  
l  
a  
n  
d  
S  
t  
.

C  
l  
e  
v  
e  
l  
a  
n  
d  
S  
t  
.

Average RPI Win: 176		WON-LOST RECORD		WINNING PCT. RANK		LAST 10 GAMES		STRENGTH OF SCHEDULE		OPP. STRENGTH OF SCHEDULE		TEAM RPI		ADJ RPI		CONF. RPI		ADJ CONF. RPI	
DIV. I ONLY		14-26-0		.35	216	8-2-0		130		135		189		.46328	187	16		16	
DIV. I NON-CONF.		6-19-0		.24	254	1-0-0		56		120		195		.46172	191	14		14	
TOTALS		RPI 1-25		RPI 26-50		W-L RECORDS		RPI 51-100		RPI 101-150		RPI 150+							
14-26-0		0-2-0		0-3-0		OVERALL		2-7-0		1-8-0		11-6-0							
7-3-0		0-0-0		0-0-0		HOME		0-0-0		1-2-0		6-1-0							
3-8-0		0-1-0		0-1-0		AWAY		1-1-0		0-1-0		2-4-0							
4-15-0		0-1-0		0-2-0		NEUTRAL		1-6-0		0-5-0		3-1-0							
6-19-0		0-2-0		0-3-0		NON-CONFERENCE		2-7-0		0-6-0		4-1-0							
1-0-0		0-0-0		0-0-0		HOME		0-0-0		0-0-0		1-0-0							
1-4-0		0-1-0		0-0-		AWAY		1-1-0		0-1-0		0-0-0							
4-15-0		0-1-0		0-2-0		NEUTRAL		1-6-0		0-5-0		3-1-0							
8-7-0		0-0-0		0-0-0		CONFERENCE		0-0-0		1-2-0		7-5-0							
6-3-0		0-0-0		0-0-0		HOME		0-0-0		1-2-0		5-1-0							
2-4-0		0-0-0		0-0-0		AWAY		0-0-0		0-0-0		2-4-0							
0-0-0		0-0-0		0-0-0		NEUTRAL		0-0-0		0-0-0		0-0-0							
RPI	S	Opponent		Score		RPI	S	Opponent		Score		RPI	S	Opponent		Score			
21	A	UCF		0	3	37	N	North Carolina		0	8	56	A	New Mexico St.		9	14		
22	N	Kansas		0	8	37	N	North Carolina		4	8	56	A	New Mexico St.		10	8		
						42	A	SIUE		5	6	62	N	Kent St.		1	8		
												62	N	Kent St.		4	3		
												68	N	Dayton		2	3		
												72	N	Stanford		0	10		
												88	N	Weber St.		5	11		
												88	N	Weber St.		0	11		
												98	N	Murray St.		1	7		
														Missouri St.		2	3		
														Missouri St.		2	3		
														Missouri St.		5	1		
														Ga. Southern		2	3		
														Eastern Ky.		8	9		
														Eastern Ky.		7	12		
														Michigan St.		5	7		
														Michigan St.		3	4		
														Pacific		1	9		
														Southern Ill.		3	8		
														Southern Ill.		1	2		
														Southern Ill.		9	10		
														Indiana St.		11	2		
														Indiana St.		6	9		
														Indiana St.		7	3		
														Western Ill.		10	8		
														Utah Valley		7	1		
														UNI		1	5		
														UNI		7	3		
														UNI		8	4		
														Seattle		3	11		
														Loyola Chicago		5	3		
														Loyola Chicago		3	0		
														Loyola Chicago		6	0		
														Belmont		12	1		
														Belmont		2	1		
LAST 10 GAMES						181	A	UNI		8	4	159	H	Indiana St.		7	3		
						181	A	UNI		1	5	169	H	Western Ill.		10	8		
						181	A	UNI		7	3	230	H	Loyola Chicago		6	0		
						159	H	Indiana St.		6	9	230	H	Loyola Chicago		5	3		
						159	H	Indiana St.		11	2	230	H	Loyola Chicago		3	0		

Non-Div. I Games:

Bradley

Average RPI Win: 225		WON-LOST RECORD	WINNING PCT. RANK	LAST 10 GAMES	STRENGTH OF SCHEDULE	OPP. STRENGTH OF SCHEDULE	TEAM RPI	ADJ RPI	CONF. RPI	ADJ CONF. RPI			
Average RPI Loss: 130													
DIV. I ONLY		12-10-0	.54545 114	8-2-0	248	179	180	.46318 188	24	25			
DIV. I NON-CONF.		4-9-0	.30769 218	0-1-0	266	162	253	.40939 252	25	25			
<hr/>													
TOTALS		RPI 1-25	RPI 26-50		W-L RECORDS		RPI 51-100		RPI 101-150		RPI 150+		
12-10-0		0-1-0	0-0-0		OVERALL		0-4-0		2-2-0		10-3-0		
0-0-0		0-0-0	0-0-0		HOME		0-0-0		0-0-0		0-0-0		
8-5-0		0-1-0	0-0-0		AWAY		0-1-0		2-1-0		6-2-0		
4-5-0		0-0-0	0-0-0		NEUTRAL		0-3-0		0-1-0		4-1-0		
4-9-0		0-1-0	0-0-0		NON-CONFERENCE		0-4-0		0-1-0		4-3-0		
0-0-0		0-0-0	0-0-0		HOME		0-0-0		0-0-0		0-0-0		
0-4-0		0-1-0	0-0-		AWAY		0-1-0		0-0-0		0-2-0		
4-5-0		0-0-0	0-0-0		NEUTRAL		0-3-0		0-1-0		4-1-0		
8-1-0		0-0-0	0-0-0		CONFERENCE		0-0-0		2-1-0		6-0-0		
0-0-0		0-0-0	0-0-0		HOME		0-0-0		0-0-0		0-0-0		
8-1-0		0-0-0	0-0-0		AWAY		0-0-0		2-1-0		6-0-0		
0-0-0		0-0-0	0-0-0		NEUTRAL		0-0-0		0-0-0		0-0-0		
RPI S	Opponent	Score		RPI S	Opponent	Score		RPI S	Opponent	Score			
6 A	Florida St.	0	8			58 N	Troy	1	9	120 N	Central Conn. St.	5	9
						58 N	Troy	3	4	139 A	Bucknell	6	8
						60 N	Purdue	1	4	139 A	Bucknell	5	2
						84 A	Stetson	3	12	139 A	Bucknell	7	4
										175 N	Seton Hall	3	0
										229 A	Army	5	1
										229 A	Army	5	4
										229 A	Army	3	2
										231 N	UMass Lowell	11	7
										245 A	Florida A&M	2	3
										245 A	Florida A&M	5	6
										255 A	Lafayette	11	0
										255 A	Lafayette	14	5
										255 A	Lafayette	7	0
										277 N	Alabama St.	11	0
										281 N	Quinnipiac	1	9
										285 N	Hartford	4	0
				LAST 10 GAMES									
				255 A	Lafayette	14	5	229 A	Army	3	2		
				255 A	Lafayette	11	0	139 A	Bucknell	5	2		
				255 A	Lafayette	7	0	139 A	Bucknell	7	4		
				229 A	Army	5	4	139 A	Bucknell	6	8		
				229 A	Army	5	1	245 A	Florida A&M	5	6		

Non-Div. I Games:

Colgate



Average RPI Win:		182	WON-LOST RECORD		WINNING PCT. RANK		LAST 10 GAMES		STRENGTH OF SCHEDULE		OPP. STRENGTH OF SCHEDULE		TEAM RPI		ADJ RPI		CONF. RPI		ADJ CONF. RPI				
DIV. I ONLY			8-18-0		.30769 240		2-6-0		87		193		192		.4606 189		19		17				
DIV. I NON-CONF.			5-12-0		.29412 228		0-2-0		233		134		242		.42519 238		21		19				
TOTALS		RPI 1-25		RPI 26-50		W-L RECORDS		RPI 51-100		RPI 101-150		RPI 150+											
8-18-0		0-2-0		0-3-0		OVERALL		0-0-0		1-6-0		7-7-0											
2-1-0		0-0-0		0-0-0		HOME		0-0-0		0-0-0		2-1-0											
1-9-0		0-0-0		0-3-0		AWAY		0-0-0		1-4-0		0-2-0											
5-8-0		0-2-0		0-0-0		NEUTRAL		0-0-0		0-2-0		5-4-0											
5-12-0		0-2-0		0-0-0		NON-CONFERENCE		0-0-0		0-4-0		5-6-0											
0-0-0		0-0-0		0-0-0		HOME		0-0-0		0-0-0		0-0-0											
0-4-0		0-0-0		0-0-		AWAY		0-0-0		0-2-0		0-2-0											
5-8-0		0-2-0		0-0-0		NEUTRAL		0-0-0		0-2-0		5-4-0											
3-6-0		0-0-0		0-3-0		CONFERENCE		0-0-0		1-2-0		2-1-0											
2-1-0		0-0-0		0-0-0		HOME		0-0-0		0-0-0		2-1-0											
1-5-0		0-0-0		0-3-0		AWAY		0-0-0		1-2-0		0-0-0											
0-0-0		0-0-0		0-0-0		NEUTRAL		0-0-0		0-0-0		0-0-0											
RPI	S	Opponent		Score		RPI	S	Opponent		Score		RPI	S	Opponent		Score		RPI	S	Opponent		Score	
9	N	Missouri		0	13	47	A	North Dakota St.		3	11	107	A	Iowa St.		3	5	107	A	Iowa St.		0	6
16	N	Minnesota		3	20	47	A	North Dakota St.		0	9	115	N	Cal Poly		8	11	133	A	IUPUI		1	2
						47	A	North Dakota St.		4	8	133	A	IUPUI		1	7	133	A	IUPUI		7	5
												150	N	Pacific		0	10	166	N	Middle Tenn.		2	5
												167	H	Omaha		9	6	167	H	Omaha		10	2
												167	H	Omaha		7	13	168	N	Liberty		14	6
												171	N	Utah St.		7	6	171	N	Utah St.		6	4
												172	A	UMKC		2	4	172	A	UMKC		7	8
												172	N	UMKC		4	7	186	N	Cleveland St.		5	6
												217	N	Providence		1	11	231	N	UMass Lowell		9	1
												244	N	Montana		10	3						
LAST 10 GAMES																							
						47	A	North Dakota St.		0	9	167	H	Omaha		9	6						
						47	A	North Dakota St.		4	8	172	A	UMKC		7	8						
						47	A	North Dakota St.		3	11	172	A	UMKC		2	4						
						167	H	Omaha		10	2	133	A	IUPUI		1	2						
						167	H	Omaha		7	13	133	A	IUPUI		7	5						
Non-Div. I Games:		Southwest Minn. St.		10	0	Southwest Minn. St.		2	0	Dakota Wesleyan		11	2	Dakota Wesleyan		14	2	South Dakota St.					

Average RPI Win: 183		WON-LOST	WINNING	LAST 10	STRENGTH OF		OPP. STRENGTH	TEAM	ADJ	CONF.	ADJ CONF.
Average RPI Loss: 113		RECORD	PCT. RANK	GAMES	SCHEDULE		OF SCHEDULE	RPI	RPI	RPI	RPI
DIV. I ONLY		16-27-0	.37209	206	4-6-0		140	155	188	.46049	190
DIV. I NON-CONF.		15-22-0	.40541	176	3-1-0		169	152	185	.46605	185
TOTALS		RPI 1-25	RPI 26-50		W-L RECORDS		RPI 51-100		RPI 101-150		RPI 150+
16-27-0		0-3-0	0-5-0		OVERALL		1-7-0		3-3-0		12-9-0
7-9-0		0-1-0	0-3-0		HOME		0-0-0		2-2-0		5-3-0
4-6-0		0-1-0	0-1-0		AWAY		0-2-0		1-0-0		3-2-0
5-12-0		0-1-0	0-1-0		NEUTRAL		1-5-0		0-1-0		4-4-0
15-22-0		0-3-0	0-2-0		NON-CONFERENCE		1-7-0		3-3-0		11-7-0
6-4-0		0-1-0	0-0-0		HOME		0-0-0		2-2-0		4-1-0
4-6-0		0-1-0	0-0-		AWAY		0-2-0		1-0-0		3-2-0
5-12-0		0-1-0	0-1-0		NEUTRAL		1-5-0		0-1-0		4-4-0
1-5-0		0-0-0	0-3-0		CONFERENCE		0-0-0		0-0-0		1-2-0
1-5-0		0-0-0	0-3-0		HOME		0-0-0		0-0-0		1-2-0
0-0-0		0-0-0	0-0-0		AWAY		0-0-0		0-0-0		0-0-0
0-0-0		0-0-0	0-0-0		NEUTRAL		0-0-0		0-0-0		0-0-0
RPI S	Opponent	Score	RPI S	Opponent	Score	RPI S	Opponent	Score	RPI S	Opponent	Score
15 A	California	1 8	41 A	Fresno St.	0 1	59 A	Hawaii	1 3	105 H	Grand Canyon	1 6
15 H	California	1 9	46 N	Oregon St.	8 13	59 A	Hawaii	0 3	105 H	Grand Canyon	4 3
17 N	Oklahoma	0 17	50 H	BYU	5 8	61 N	Pittsburgh	1 3	128 A	UC Santa Barbara	14 6
			50 H	BYU	2 3	61 N	Pittsburgh	0 10	128 N	UC Santa Barbara	2 5
			50 H	BYU	3 7	70 N	Rutgers	2 3	132 H	UC Davis	2 1
						70 N	Rutgers	4 3	132 H	UC Davis	4 10
						70 N	Rutgers	0 4	153 N	DePaul	5 9
						88 N	Weber St.	1 5	153 N	DePaul	11 9
									164 A	Sacramento St.	7 6
									164 A	Sacramento St.	4 2
									171 N	Utah St.	5 6
									172 H	UMKC	8 0
									172 H	UMKC	2 1
									216 H	Santa Clara	0 3
									216 H	Santa Clara	4 5
									216 H	Santa Clara	8 2
									220 A	Nevada	2 8
									220 A	Nevada	4 5
									227 A	Boise St.	7 1
									235 H	Brown	1 0
									235 H	Brown	2 3
									244 N	Montana	7 6
									244 N	Montana	4 5
									247 N	Portland St.	2 1
									247 N	Portland St.	2 6
									247 N	Portland St.	6 4
									249 H	Manhattan	6 5

Non-Div. I Games:

St. Mary's (CA)

Average RPI Win:		195	WON-LOST RECORD		WINNING PCT. RANK	LAST 10 GAMES	STRENGTH OF SCHEDULE		OPP. STRENGTH OF SCHEDULE	TEAM RPI	ADJ RPI	CONF. RPI	ADJ CONF. RPI
Average RPI Loss:		128											
DIV. I ONLY			14-21-0		.4 188	5-5-0	188		177	195	.45988 191	18	19
DIV. I NON-CONF.			7-14-0		.33333 203	1-1-0	211		132	215	.44453 212	19	20
TOTALS		RPI 1-25	RPI 26-50		W-L RECORDS		RPI 51-100		RPI 101-150		RPI 150+		
14-21-0		0-2-0	0-2-0		OVERALL		1-2-0		2-7-0		11-8-0		
11-5-0		0-0-0	0-0-0		HOME		1-1-0		0-0-0		10-4-0		
3-11-0		0-2-0	0-2-0		AWAY		0-0-0		2-4-0		1-3-0		
0-5-0		0-0-0	0-0-0		NEUTRAL		0-1-0		0-3-0		0-1-0		
7-14-0		0-2-0	0-2-0		NON-CONFERENCE		1-2-0		0-3-0		6-5-0		
7-3-0		0-0-0	0-0-0		HOME		1-1-0		0-0-0		6-2-0		
0-6-0		0-2-0	0-0-		AWAY		0-0-0		0-0-0		0-2-0		
0-5-0		0-0-0	0-0-0		NEUTRAL		0-1-0		0-3-0		0-1-0		
7-7-0		0-0-0	0-0-0		CONFERENCE		0-0-0		2-4-0		5-3-0		
4-2-0		0-0-0	0-0-0		HOME		0-0-0		0-0-0		4-2-0		
3-5-0		0-0-0	0-0-0		AWAY		0-0-0		2-4-0		1-1-0		
0-0-0		0-0-0	0-0-0		NEUTRAL		0-0-0		0-0-0		0-0-0		
RPI S	Opponent	Score	RPI S	Opponent	Score	RPI S	Opponent	Score	RPI S	Opponent	Score		
21 A	UCF	1 10	39 A	USC Upstate	20 21	66 H	Towson	3 0	111 N	Boston College	5 9		
21 A	UCF	0 7	39 A	USC Upstate	4 6	66 H	Towson	0 1	111 N	Boston College	1 9		
						83 N	Furman	2 13	111 N	Boston College	1 5		
									123 A	Saint Louis	3 4		
									123 A	Saint Louis	5 8		
									123 A	Saint Louis	6 5		
									147 A	St. Bonaventure	7 8		
									147 A	St. Bonaventure	7 1		
									147 A	St. Bonaventure	3 11		
									163 A	Akron	2 3		
									163 H	Akron	3 6		
									170 H	Saint Joseph's	4 2		
									170 H	Saint Joseph's	6 5		
									170 H	Saint Joseph's	4 7		
									197 A	George Washington	4 3		
									197 A	George Washington	2 3		
									199 A	Georgetown	2 6		
									199 H	Georgetown	4 1		
									207 H	Princeton	2 1		
									207 H	Princeton	1 0		
									210 H	Virginia	8 7		
									210 H	Virginia	9 10		
									212 N	Radford	4 12		
									228 H	Massachusetts	2 9		
									228 H	Massachusetts	5 0		
									228 H	Massachusetts	7 1		
									286 H	Morgan St.	8 0		
			LAST 10 GAMES										
			147 A	St. Bonaventure	7 1	170 H	Saint Joseph's	6 5	212 N	Radford	4 12		
			147 A	St. Bonaventure	7 8	170 H	Saint Joseph's	4 7	228 H	Massachusetts	2 9		
			147 A	St. Bonaventure	3 11	170 H	Saint Joseph's	4 2	228 H	Massachusetts	5 0		
			197 A	George Washington	4 3	66 H	Towson	0 1	228 H	Massachusetts	7 1		
			197 A	George Washington	2 3	66 H	Towson	3 0	286 H	Morgan St.	8 0		

Non-Div. I Games:

George Mason

RPI	S	Opponent	Score	
286	H	Morgan St.	4	0

George Mason

G  
e  
o  
r  
g  
e  
M  
a  
s  
o  
n

G  
e  
o  
r  
g  
e  
M  
a  
s  
o  
n

[illegible]

**Non-Div. I Games:**

Ill.-Chicago

Average RPI Win:	221	WON-LOST	WINNING	LAST 10	STRENGTH OF	OPP. STRENGTH	TEAM	ADJ	CONF.	ADJ CONF.	
Average RPI Loss:	136	RECORD	PCT. RANK	GAMES	SCHEDULE	OF SCHEDULE	RPI	RPI	RPI	RPI	
DIV. I ONLY	18-15-0	.54545	114	6-4-0	263	192	193	.45909	193	27	28
DIV. I NON-CONF.	12-15-0	.44444	157	0-4-0	264	203	209	.44661	207	28	28
<hr/>											
TOTALS	RPI 1-25	RPI 26-50		W-L RECORDS		RPI 51-100		RPI 101-150		RPI 150+	
18-15-0	0-0-0	0-1-0		OVERALL		1-4-0		1-5-0		16-5-0	
4-1-0	0-0-0	0-0-0		HOME		0-0-0		0-0-0		4-1-0	
3-3-0	0-0-0	0-0-0		AWAY		0-2-0		0-1-0		3-0-0	
11-11-0	0-0-0	0-1-0		NEUTRAL		1-2-0		1-4-0		9-4-0	
<hr/>											
12-15-0	0-0-0	0-1-0		NON-CONFERENCE		1-4-0		1-5-0		10-5-0	
0-1-0	0-0-0	0-0-0		HOME		0-0-0		0-0-0		0-1-0	
1-3-0	0-0-0	0-0-		AWAY		0-2-0		0-1-0		1-0-0	
11-11-0	0-0-0	0-1-0		NEUTRAL		1-2-0		1-4-0		9-4-0	
<hr/>											
6-0-0	0-0-0	0-0-0		CONFERENCE		0-0-0		0-0-0		6-0-0	
4-0-0	0-0-0	0-0-0		HOME		0-0-0		0-0-0		4-0-0	
2-0-0	0-0-0	0-0-0		AWAY		0-0-0		0-0-0		2-0-0	
0-0-0	0-0-0	0-0-0		NEUTRAL		0-0-0		0-0-0		0-0-0	
<hr/>											
RPI	S	Opponent	Score	RPI	S	Opponent	Score	RPI	S	Opponent	Score
				45	N	UAB	0 11	62	N	Kent St.	1 5
								65	N	Texas St.	7 5
								68	N	Dayton	0 1
								93	A	Penn St.	1 9
								93	A	Penn St.	0 2

Non-Div. I Games:

Robert Morris

Average RPI Win: 221		WON-LOST	WINNING	LAST 10	STRENGTH OF		OPP. STRENGTH	TEAM	ADJ	CONF.	ADJ CONF.
Average RPI Loss: 150		RECORD	PCT. RANK	GAMES	SCHEDULE		OF SCHEDULE	RPI	RPI	RPI	RPI
DIV. I ONLY		17-16-0	.51515	130	9-1-0		245	218	190	.45867	194
DIV. I NON-CONF.		9-12-0	.42857	167	2-0-0		253	180	207	.44607	208
TOTALS		RPI 1-25	RPI 26-50		W-L RECORDS		RPI 51-100		RPI 101-150		RPI 150+
17-16-0	0-0-0	0-2-0		OVERALL		1-4-0		0-1-0		16-9-0	
6-0-0	0-0-0	0-0-0		HOME		0-0-0		0-0-0		6-0-0	
5-6-0	0-0-0	0-1-0		AWAY		0-0-0		0-1-0		5-4-0	
6-10-0	0-0-0	0-1-0		NEUTRAL		1-4-0		0-0-0		5-5-0	
9-12-0	0-0-0	0-2-0		NON-CONFERENCE		1-4-0		0-1-0		8-5-0	
2-0-0	0-0-0	0-0-0		HOME		0-0-0		0-0-0		2-0-0	
1-2-0	0-0-0	0-0-		AWAY		0-0-0		0-1-0		1-0-0	
6-10-0	0-0-0	0-1-0		NEUTRAL		1-4-0		0-0-0		5-5-0	
8-4-0	0-0-0	0-0-0		CONFERENCE		0-0-0		0-0-0		8-4-0	
4-0-0	0-0-0	0-0-0		HOME		0-0-0		0-0-0		4-0-0	
4-4-0	0-0-0	0-0-0		AWAY		0-0-0		0-0-0		4-4-0	
0-0-0	0-0-0	0-0-0		NEUTRAL		0-0-0		0-0-0		0-0-0	
RPI S	Opponent	Score	RPI S	Opponent	Score	RPI S	Opponent	Score	RPI S	Opponent	Score
39 A	USC Upstate	0 3	53 N	San Jose St.	0 3	129 A	San Diego	0 1			
45 N	UAB	6 12	56 N	New Mexico St.	2 7	158 A	Loyola Marymount	5 3			
			65 N	Texas St.	2 9	165 N	Villanova	8 3			
			88 N	Weber St.	2 3	171 N	Utah St.	0 1			
			95 N	Wichita St.	8 0	193 N	Robert Morris	1 2			
						201 A	Penn	14 15			
						201 A	Penn	4 10			
						207 H	Princeton	2 1			
						207 H	Princeton	6 1			
						211 N	Bethune-Cookman	7 4			
						211 N	Bethune-Cookman	2 1			
						216 N	Santa Clara	0 3			
						232 N	Fairleigh Dickinson	7 3			
						232 N	Fairleigh Dickinson	0 3			
						234 A	Columbia	3 2			
						234 A	Columbia	0 3			
						235 A	Brown	2 4			
						235 A	Brown	3 1			
						235 A	Brown	9 1			
						235 A	Brown	10 8			
						239 N	Buffalo	7 10			
						252 H	Cornell	5 3			
						252 H	Cornell	7 0			
						273 H	Rhode Island	15 0			
						273 H	Rhode Island	14 3			
						283 N	Coppin St.	8 0			
LAST 10 GAMES			LAST 10 GAMES			LAST 10 GAMES			LAST 10 GAMES		
235 A	Brown	10 8	207 H	Princeton	6 1	252 H	Cornell	7 0	273 H	Rhode Island	15 0
235 A	Brown	2 4	252 H	Cornell	7 0	273 H	Cornell	5 3	273 H	Rhode Island	14 3
235 A	Brown	3 1	273 H	Rhode Island	15 0	273 H	Rhode Island	14 3			
235 A	Brown	9 1	273 H	Rhode Island	15 0						
207 H	Princeton	2 1									

Non-Div. I Games:

Harvard

Average RPI Win:	167	WON-LOST RECORD	WINNING PCT. RANK	LAST 10 GAMES	STRENGTH OF SCHEDULE	OPP. STRENGTH OF SCHEDULE	TEAM RPI	ADJ RPI	CONF. RPI	ADJ CONF. RPI					
DIV. I ONLY		11-24-1	.31944	235	6-4-0	108	154	196	.45856	195	23	23			
DIV. I NON-CONF.		3-13-1	.20588	266	0-1-0	77	83	208	.44838	206	23	23			
<hr/>															
TOTALS	RPI 1-25	RPI 26-50		W-L RECORDS		RPI 51-100		RPI 101-150		RPI 150+					
11-24-1	0-0-0	0-4-0		OVERALL		0-6-0		3-8-0		8-6-1					
3-10-1	0-0-0	0-1-0		HOME		0-3-0		0-2-0		3-4-1					
7-9-0	0-0-0	0-3-0		AWAY		0-1-0		2-4-0		5-1-0					
1-5-0	0-0-0	0-0-0		NEUTRAL		0-2-0		1-2-0		0-1-0					
<hr/>															
3-13-1	0-0-0	0-4-0		NON-CONFERENCE		0-3-0		3-5-0		0-1-1					
0-4-1	0-0-0	0-1-0		HOME		0-0-0		0-2-0		0-1-1					
2-5-0	0-0-0	0-0-		AWAY		0-1-0		2-1-0		0-0-0					
1-4-0	0-0-0	0-0-0		NEUTRAL		0-2-0		1-2-0		0-0-0					
<hr/>															
8-11-0	0-0-0	0-0-0		CONFERENCE		0-3-0		0-3-0		8-5-0					
3-6-0	0-0-0	0-0-0		HOME		0-3-0		0-0-0		3-3-0					
5-4-0	0-0-0	0-0-0		AWAY		0-0-0		0-3-0		5-1-0					
0-1-0	0-0-0	0-0-0		NEUTRAL		0-0-0		0-0-0		0-1-0					
<hr/>															
RPI	S	Opponent	Score	RPI	S	Opponent	Score	RPI	S	Opponent	Score				
				27	A	Baylor	3 6	79	A	UTSA	6 7	103	A	Central Ark.	0 8
				27	A	Baylor	0 3	92	H	McNeese St.	0 5	103	A	Central Ark.	7 8
				28	A	Texas	2 11	92	H	McNeese St.	1 6	103	A	Central Ark.	3 12
				45	H	UAB	1 6	92	H	McNeese St.	0 3	104	N	Illinois	6 4
								95	N	Wichita St.	8 9	119	A	Houston	8 9
								95	N	Wichita St.	2 3	119	A	Houston	4 2
												119	A	Houston	5 4
												130	N	New Mexico	2 6
												130	N	New Mexico	2 6
												143	H	Wisconsin	4 5
												143	H	Wisconsin	2 4
												157	A	Nicholls St.	4 0
												157	A	Nicholls St.	8 6
												157	A	Nicholls St.	11 12
												174	H	Lamar	6 5
												174	H	Lamar	1 4
												174	H	Lamar	2 3
												182	H	South Dakota	0 6
												182	H	South Dakota	5 5
												198	H	Stephen F. Austin	2 0
												198	H	Stephen F. Austin	3 4
												198	H	Stephen F. Austin	1 0
												198	N	Stephen F. Austin	3 6
												202	A	Sam Houston St.	2 1
												202	A	Sam Houston St.	6 0
												202	A	Sam Houston St.	6 0
												202	A	Sam Houston St.	3 0

Non-Div. I Games: Tex. A&amp;M Int'l 2 0 Tex. A&amp;M Int'l 5 1

A&amp;M-Corpus Christi



[illegible]

**Non-Div. I Games:**

Wright St.

Average RPI Win:	240	WON-LOST RECORD	WINNING PCT. RANK	LAST 10 GAMES	STRENGTH OF SCHEDULE	OPP. STRENGTH OF SCHEDULE	TEAM RPI	ADJ RPI	CONF. RPI	ADJ CONF. RPI						
DIV. I ONLY		20-17-0	.54054	118	6-4-0	264	214	204	.45604	197	18	19				
DIV. I NON-CONF.		16-9-0	.64	75	2-0-0	281	239	169	.47628	171	19	20				
<hr/>																
TOTALS	RPI 1-25	RPI 26-50		W-L RECORDS		RPI 51-100		RPI 101-150		RPI 150+						
20-17-0	0-1-0	0-2-0		OVERALL		0-3-0		2-8-0		18-3-0						
8-7-0	0-0-0	0-0-0		HOME		0-1-0		2-5-0		6-1-0						
5-5-0	0-1-0	0-0-0		AWAY		0-0-0		0-2-0		5-2-0						
7-5-0	0-0-0	0-2-0		NEUTRAL		0-2-0		0-1-0		7-0-0						
16-9-0	0-1-0	0-2-0		NON-CONFERENCE		0-3-0		0-3-0		16-0-0						
5-1-0	0-0-0	0-0-0		HOME		0-1-0		0-0-0		5-0-0						
4-3-0	0-1-0	0-0-		AWAY		0-0-0		0-2-0		4-0-0						
7-5-0	0-0-0	0-2-0		NEUTRAL		0-2-0		0-1-0		7-0-0						
4-8-0	0-0-0	0-0-0		CONFERENCE		0-0-0		2-5-0		2-3-0						
3-6-0	0-0-0	0-0-0		HOME		0-0-0		2-5-0		1-1-0						
1-2-0	0-0-0	0-0-0		AWAY		0-0-0		0-0-0		1-2-0						
0-0-0	0-0-0	0-0-0		NEUTRAL		0-0-0		0-0-0		0-0-0						
<hr/>																
RPI	S	Opponent	Score		RPI	S	Opponent	Score		RPI	S	Opponent	Score			
3	A	Auburn	0	8	44	N	Chattanooga	2	4	71	N	Elon	2	7		
					45	N	UAB	0	5	74	N	Arkansas	6	7		
										90	H	Dartmouth	8	12		
												123	H	Saint Louis	10	1
												123	H	Saint Louis	9	5
												123	H	Saint Louis	1	5
												125	A	UNCG	4	5
												125	A	UNCG	3	5
												125	N	UNCG	13	15
												141	H	La Salle	1	3
												141	H	La Salle	1	10
												147	H	St. Bonaventure	2	6
												147	H	St. Bonaventure	1	9
												191	H	George Mason	3	2
												191	H	George Mason	3	4
												210	A	Virginia	5	2
												210	N	Virginia	16	9
												228	A	Massachusetts	9	0
												228	A	Massachusetts	0	4
												228	A	Massachusetts	2	3
												243	N	Evansville	8	6
												250	A	UMBC	6	3
												251	N	Marist	8	0
												252	H	Cornell	8	7
												255	N	Lafayette	6	1
												255	N	Lafayette	5	4
												266	H	Delaware St.	2	1
												266	H	Delaware St.	4	3
												266	H	Delaware St.	5	0
												268	H	Howard	9	3
<hr/>																
LAST 10 GAMES																
123 H Saint Louis					9 5					228 A Massachusetts			0 4			
123 H Saint Louis					1 5					228 A Massachusetts			2 3			
123 H Saint Louis					10 1					228 A Massachusetts			9 0			
191 H George Mason					3 4					252 H Cornell			8 7			
191 H George Mason					3 2					250 A UMBC			6 3			

**Non-Div. I Games:**

George Washington

RPI	S	Opponent	Score	
279	N	Iona	13	2
284	A	Norfolk St.	7	6
284	A	Norfolk St.	5	0
286	N	Morgan St.	8	2

George Washington

G  
e  
o  
r  
g  
e  
W  
a  
s  
h  
i  
n  
g  
t  
o  
n

G  
e  
o  
r  
g  
e  
W  
a  
s  
h  
i  
n  
g  
t  
o  
n

[illegible]

**Non-Div. I Games:**

Stephen F. Austin

Average RPI Win: 186		WON-LOST	WINNING	LAST 10	STRENGTH OF		OPP. STRENGTH	TEAM	ADJ	CONF.	ADJ CONF.												
Average RPI Loss: 139		RECORD	PCT. RANK	GAMES	SCHEDULE		OF SCHEDULE	RPI	RPI	RPI	RPI												
DIV. I ONLY		13-24-0	.35135	214	1-9-0		127	224	201	.45462	199	20	20										
DIV. I NON-CONF.		10-17-0	.37037	188	0-3-0		124	242	192	.4603	193	18	18										
<hr/>																							
TOTALS		RPI 1-25		RPI 26-50		W-L RECORDS		RPI 51-100		RPI 101-150		RPI 150+											
13-24-0		0-1-0		0-2-0		OVERALL		0-3-0		0-5-0		13-13-0											
6-6-0		0-0-0		0-0-0		HOME		0-0-0		0-0-0		6-6-0											
1-8-0		0-0-0		0-1-0		AWAY		0-2-0		0-3-0		1-2-0											
6-10-0		0-1-0		0-1-0		NEUTRAL		0-1-0		0-2-0		6-5-0											
10-17-0		0-1-0		0-2-0		NON-CONFERENCE		0-3-0		0-2-0		10-9-0											
3-2-0		0-0-0		0-0-0		HOME		0-0-0		0-0-0		3-2-0											
1-5-0		0-0-0		0-0-		AWAY		0-2-0		0-0-0		1-2-0											
6-10-0		0-1-0		0-1-0		NEUTRAL		0-1-0		0-2-0		6-5-0											
3-7-0		0-0-0		0-0-0		CONFERENCE		0-0-0		0-3-0		3-4-0											
3-4-0		0-0-0		0-0-0		HOME		0-0-0		0-0-0		3-4-0											
0-3-0		0-0-0		0-0-0		AWAY		0-0-0		0-3-0		0-0-0											
0-0-0		0-0-0		0-0-0		NEUTRAL		0-0-0		0-0-0		0-0-0											
RPI	S	Opponent		Score		RPI	S	Opponent		Score		RPI	S	Opponent		Score							
18	N	Notre Dame		3	12	42	N	SIUE		2	8	66	A	Towson		4	5						
						48	A	South Fla.		2	10	66	A	Towson		0	8						
												78	N	Lehigh		1	3						
														114	A	St. John's (NY)		5	7				
														114	A	St. John's (NY)		2	12				
														114	A	St. John's (NY)		0	6				
														133	N	IUPUI		3	5				
														134	N	Maine		4	8				
														153	H	DePaul		0	2				
														153	H	DePaul		1	14				
														153	H	DePaul		5	4				
														156	N	Indiana		7	2				
														159	N	Indiana St.		8	2				
														161	H	Western Mich.		2	0				
														162	H	Creighton		1	2				
														163	N	Akron		1	2				
														165	H	Villanova		8	7				
														165	H	Villanova		0	8				
														165	H	Villanova		5	4				
														167	N	Omaha		4	7				
														170	N	Saint Joseph's		5	1				
														172	N	UMKC		8	11				
														180	A	UNCW		4	5				
														180	A	UNCW		11	3				
														182	N	South Dakota		8	0				
														191	A	George Mason		1	4				
														191	H	George Mason		6	2				
														193	N	Robert Morris		2	4				
														207	H	Princeton		6	2				
														207	H	Princeton		0	5				
<hr/>																							
LAST 10 GAMES																							
153 H DePaul						1	14	114 A St. John's (NY)						5	7	191 A George Mason						1	4
153 H DePaul						0	2	114 A St. John's (NY)						2	12	191 H George Mason						6	2
153 H DePaul						5	4	114 A St. John's (NY)						0	6	193 N Robert Morris						2	4
66 A Towson						0	8	162 H Creighton						1	2	207 H Princeton						6	2
66 A Towson						4	5	218 H Drexel						3	5	207 H Princeton						0	5

Non-Div. I Games:

Georgetown

RPI	S	Opponent	Score	
218	H	Drexel	3	5
250	N	UMBC	3	0
275	N	Wagner	2	0
275	N	Wagner	0	2

Georgetown

G  
e  
o  
r  
g  
e  
t  
o  
w  
n

G  
e  
o  
r  
g  
e  
t  
o  
w  
n

Average RPI Win:		182	WON-LOST RECORD		WINNING PCT. RANK	LAST 10 GAMES	STRENGTH OF SCHEDULE		OPP. STRENGTH OF SCHEDULE	TEAM RPI	ADJ RPI	CONF. RPI	ADJ CONF. RPI				
DIV. I ONLY			12-22-0		.35294	213	1-9-0		137	181	199	.45439	200	11	11		
DIV. I NON-CONF.			11-14-0		.44	163	1-2-0		217	204	193	.45895	196	12	12		
TOTALS		RPI 1-25		RPI 26-50		W-L RECORDS		RPI 51-100		RPI 101-150		RPI 150+					
12-22-0		0-1-0		0-6-0		OVERALL		1-3-0		3-3-0		8-9-0					
4-9-0		0-0-0		0-5-0		HOME		0-0-0		1-1-0		3-3-0					
5-9-0		0-1-0		0-0-0		AWAY		0-3-0		1-2-0		4-3-0					
3-4-0		0-0-0		0-1-0		NEUTRAL		1-0-0		1-0-0		1-3-0					
11-14-0		0-1-0		0-3-0		NON-CONFERENCE		1-0-0		2-1-0		8-9-0					
4-6-0		0-0-0		0-2-0		HOME		0-0-0		1-1-0		3-3-0					
4-4-0		0-1-0		0-0-		AWAY		0-0-0		0-0-0		4-3-0					
3-4-0		0-0-0		0-1-0		NEUTRAL		1-0-0		1-0-0		1-3-0					
1-8-0		0-0-0		0-3-0		CONFERENCE		0-3-0		1-2-0		0-0-0					
0-3-0		0-0-0		0-3-0		HOME		0-0-0		0-0-0		0-0-0					
1-5-0		0-0-0		0-0-0		AWAY		0-3-0		1-2-0		0-0-0					
0-0-0		0-0-0		0-0-0		NEUTRAL		0-0-0		0-0-0		0-0-0					
RPI	S	Opponent		Score		RPI	S	Opponent		Score		RPI	S	Opponent		Score	
12	A	Tennessee		0 10		39	H	USC Upstate		0 5		66	N	Towson		9 1	
						39	H	USC Upstate		3 4		100	A	Samford		6 7	
						40	N	Marshall		0 3		100	A	Samford		1 4	
						44	H	Chattanooga		2 5		100	A	Samford		1 5	
						44	H	Chattanooga		0 11							
						44	H	Chattanooga		4 5							
						LAST 10 GAMES											
						100	A	Samford		1 4		44	H	Chattanooga		2 5	
						100	A	Samford		6 7		44	H	Chattanooga		4 5	
						100	A	Samford		1 5		44	H	Chattanooga		0 11	
						212	H	Radford		5 3		12	A	Tennessee		0 10	
						212	H	Radford		6 7		142	A	Western Caro.		0 8	

Non-Div. I Games:

East Tenn. St.

Average RPI Win:	202	WON-LOST RECORD	WINNING PCT. RANK	LAST 10 GAMES	STRENGTH OF SCHEDULE	OPP. STRENGTH OF SCHEDULE	TEAM RPI	ADJ RPI	CONF. RPI	ADJ CONF. RPI		
DIV. I ONLY		14-15-0	.48276	148	4-6-0	234	237	205	.45379	201	28	27
DIV. I NON-CONF.		7-10-0	.41176	173	0-2-0	228	218	205	.44872	205	27	26
<hr/>												
TOTALS	RPI 1-25	RPI 26-50		W-L RECORDS		RPI 51-100		RPI 101-150		RPI 150+		
14-15-0	0-0-0	0-0-0		OVERALL		1-4-0		2-2-0		11-9-0		
4-6-0	0-0-0	0-0-0		HOME		1-3-0		0-1-0		3-2-0		
4-4-0	0-0-0	0-0-0		AWAY		0-0-0		0-0-0		4-4-0		
6-5-0	0-0-0	0-0-0		NEUTRAL		0-1-0		2-1-0		4-3-0		
7-10-0	0-0-0	0-0-0		NON-CONFERENCE		0-3-0		2-2-0		5-5-0		
1-5-0	0-0-0	0-0-0		HOME		0-2-0		0-1-0		1-2-0		
0-0-0	0-0-0	0-0-		AWAY		0-0-0		0-0-0		0-0-0		
6-5-0	0-0-0	0-0-0		NEUTRAL		0-1-0		2-1-0		4-3-0		
7-5-0	0-0-0	0-0-0		CONFERENCE		1-1-0		0-0-0		6-4-0		
3-1-0	0-0-0	0-0-0		HOME		1-1-0		0-0-0		2-0-0		
4-4-0	0-0-0	0-0-0		AWAY		0-0-0		0-0-0		4-4-0		
0-0-0	0-0-0	0-0-0		NEUTRAL		0-0-0		0-0-0		0-0-0		
<hr/>												
RPI	S	Opponent	Score	RPI	S	Opponent	Score	RPI	S	Opponent	Score	
						68 N Dayton	2 8			122 N Syracuse	0 2	
						78 H Lehigh	0 10			122 N Syracuse	10 8	
						78 H Lehigh	0 3			134 N Maine	5 4	
						90 H Dartmouth	5 4			141 H La Salle	6 7	
						90 H Dartmouth	2 3			165 H Villanova	4 8	
										173 N Central Mich.	0 4	
										173 N Central Mich.	1 0	
										173 N Central Mich.	3 1	
										194 H Harvard	10 4	
										194 H Harvard	15 14	
										206 N Toledo	4 5	
										209 N Bowling Green	1 2	
										209 N Bowling Green	6 5	
										235 A Brown	5 6	
										235 A Brown	1 6	
										252 A Cornell	2 6	
										252 A Cornell	12 2	
										252 A Cornell	8 4	
										252 A Cornell	7 6	
										253 A Yale	1 2	
										253 A Yale	12 7	
						LAST 10 GAMES				255 H Lafayette	10 4	
						252 A Cornell	2 6			255 H Lafayette	5 9	
						252 A Cornell	7 6			275 N Wagner	2 1	
						252 A Cornell	12 2					
						252 A Cornell	8 4					
						165 H Villanova	4 8					
						255 H Lafayette	5 9					

**Non-Div. I Games:**

**USciences**

9 1

**USciences**

9 1

Penn



Average RPI Win:	199		WON-LOST RECORD	WINNING PCT. RANK	LAST 10 GAMES		STRENGTH OF SCHEDULE	OPP. STRENGTH OF SCHEDULE	TEAM RPI	ADJ RPI	CONF. RPI	ADJ CONF. RPI
DIV. I ONLY DIV. I NON-CONF.	103		10-24-0 5-12-0	.29412 249 .29412 228	4-6-0 1-0-0		105 33	151 48	207 144	.45361 202 .48928 145	23 23	23 23
TOTALS	RPI 1-25		RPI 26-50		W-L RECORDS		RPI 51-100			RPI 101-150		RPI 150+
10-24-0	0-2-0		0-2-0		OVERALL		0-11-0			3-2-0		7-7-0
2-5-0	0-0-0		0-0-0		HOME		0-0-0			1-0-0		1-5-0
4-11-0	0-1-0		0-1-0		AWAY		0-7-0			1-0-0		3-2-0
4-8-0	0-1-0		0-1-0		NEUTRAL		0-4-0			1-2-0		3-0-0
5-12-0	0-2-0		0-2-0		NON-CONFERENCE		0-6-0			3-2-0		2-0-0
1-0-0	0-0-0		0-0-0		HOME		0-0-0			1-0-0		0-0-0
1-4-0	0-1-0		0-0-		AWAY		0-2-0			1-0-0		0-0-0
3-8-0	0-1-0		0-1-0		NEUTRAL		0-4-0			1-2-0		2-0-0
5-12-0	0-0-0		0-0-0		CONFERENCE		0-5-0			0-0-0		5-7-0
1-5-0	0-0-0		0-0-0		HOME		0-0-0			0-0-0		1-5-0
3-7-0	0-0-0		0-0-0		AWAY		0-5-0			0-0-0		3-2-0
1-0-0	0-0-0		0-0-0		NEUTRAL		0-0-0			0-0-0		1-0-0
RPI S Opponent Score			RPI S Opponent Score			RPI S Opponent Score			RPI S Opponent Score			
5 N Oregon 4 14			30 A South Ala. 0 8			52 N Ohio St. 3 4			110 N Jacksonville 3 11			
25 A Texas A&M 1 9			44 N Chattanooga 2 5			61 N Pittsburgh 1 13			110 N Jacksonville 10 9			
						61 N Pittsburgh 6 7			119 H Houston 2 0			
						65 A Texas St. 6 15			121 A Texas-Arlington 6 4			
						65 A Texas St. 1 6			138 N Northern Ill. 7 8			
						69 A Northwestern St. 0 8			157 H Nicholls St. 2 5			
						69 A Northwestern St. 2 5			157 H Nicholls St. 6 4			
						92 A McNeese St. 0 3			157 H Nicholls St. 1 5			
						92 A McNeese St. 2 7			195 H A&M-Corpus Christi 1 2			
						92 A McNeese St. 5 14			195 H A&M-Corpus Christi 0 3			
						97 N Ball St. 0 8			195 H A&M-Corpus Christi 0 6			
									208 A Southeastern La. 2 8			
									208 A Southeastern La. 4 6			
									208 A Southeastern La. 8 3			
									239 N Buffalo 11 0			
									239 N Buffalo 5 0			
									263 A Houston Baptist 5 2			
									263 A Houston Baptist 8 1			
									272 N Incarnate Word 5 2			
			LAST 10 GAMES									
			263 A Houston Baptist 5 2			195 H A&M-Corpus Christi 0 6						
			263 A Houston Baptist 8 1			208 A Southeastern La. 8 3						
			119 H Houston 2 0			208 A Southeastern La. 2 8						
			195 H A&M-Corpus Christi 1 2			208 A Southeastern La. 4 6						
			195 H A&M-Corpus Christi 0 3			69 A Northwestern St. 2 5						

Non-Div. I Games:	Mary Hardin-Baylor	10	1	Mary Hardin-Baylor	8	0
-------------------	--------------------	----	---	--------------------	---	---

Sam Houston St.

Average RPI Win:		222	WON-LOST RECORD		WINNING PCT. RANK	LAST 10 GAMES		STRENGTH OF SCHEDULE		OPP. STRENGTH OF SCHEDULE	TEAM RPI	ADJ RPI	CONF. RPI	ADJ CONF. RPI
Average RPI Loss:		96	14-22-0		.38889 197	6-4-0		208		102	206	.45305 203	27	28
DIV. I ONLY			10-20-0		.33333 203	2-2-0		163		78	201	.45577 202	28	28
DIV. I NON-CONF.														
TOTALS		RPI 1-25	RPI 26-50		W-L RECORDS		RPI 51-100		RPI 101-150		RPI 150+			
14-22-0		0-4-0	0-2-0		OVERALL		1-6-0		1-6-0		12-4-0			
3-0-0		0-0-0	0-0-0		HOME		0-0-0		0-0-0		3-0-0			
2-8-0		0-1-0	0-1-0		AWAY		0-0-0		0-4-0		2-2-0			
9-14-0		0-3-0	0-1-0		NEUTRAL		1-6-0		1-2-0		7-2-0			
10-20-0		0-4-0	0-2-0		NON-CONFERENCE		1-6-0		1-6-0		8-2-0			
1-0-0		0-0-0	0-0-0		HOME		0-0-0		0-0-0		1-0-0			
0-6-0		0-1-0	0-0-		AWAY		0-0-0		0-4-0		0-0-0			
9-14-0		0-3-0	0-1-0		NEUTRAL		1-6-0		1-2-0		7-2-0			
4-2-0		0-0-0	0-0-0		CONFERENCE		0-0-0		0-0-0		4-2-0			
2-0-0		0-0-0	0-0-0		HOME		0-0-0		0-0-0		2-0-0			
2-2-0		0-0-0	0-0-0		AWAY		0-0-0		0-0-0		2-2-0			
0-0-0		0-0-0	0-0-0		NEUTRAL		0-0-0		0-0-0		0-0-0			
RPI S	Opponent	Score	RPI S	Opponent	Score	RPI S	Opponent	Score	RPI S	Opponent	Score	RPI S	Opponent	Score
13 N	Kentucky	3 5	33 N	South Carolina	3 7	60 N	Purdue	6 7	108 N	Iowa	2 10			
15 N	California	1 11	38 A	Fla. Atlantic	0 7	60 N	Purdue	0 12	109 A	FIU	4 12			
21 A	UCF	0 2				60 N	Purdue	1 9	109 A	FIU	1 2			
22 N	Kansas	0 8				61 N	Pittsburgh	1 6	114 A	St. John's (NY)	1 9			
						74 N	Arkansas	0 8	115 N	Cal Poly	2 7			
						91 N	Georgia Tech	4 3	118 A	FGCU	1 7			
						93 N	Penn St.	1 9	134 N	Maine	4 2			
									170 H	Saint Joseph's	11 9			
									207 N	Princeton	5 4			
									214 A	Sacred Heart	3 0			
									214 A	Sacred Heart	1 8			
									223 N	Memphis	6 8			
									225 N	Boston U.	3 11			
									225 N	Boston U.	10 7			
									228 N	Massachusetts	3 2			
									232 A	Fairleigh Dickinson	13 2			
									232 A	Fairleigh Dickinson	0 7			
									245 N	Florida A&M	8 4			
									245 N	Florida A&M	5 0			
									275 H	Wagner	10 4			
									275 H	Wagner	5 4			
									281 N	Quinnipiac	8 0			
									281 N	Quinnipiac	9 0			
LAST 10 GAMES														
			214 A	Sacred Heart	1 8		275 H	Wagner	10 4					
			214 A	Sacred Heart	3 0		275 H	Wagner	5 4					
			232 A	Fairleigh Dickinson	0 7		114 A	St. John's (NY)	1 9					
			232 A	Fairleigh Dickinson	13 2		228 N	Massachusetts	3 2					
			170 H	Saint Joseph's	11 9		225 N	Boston U.	3 11					

Non-Div. I Games:

LIU Brooklyn

Average RPI Win:	245	WON-LOST RECORD	WINNING PCT. RANK	LAST 10 GAMES	STRENGTH OF SCHEDULE	OPP. STRENGTH OF SCHEDULE	TEAM RPI	ADJ RPI	CONF. RPI	ADJ CONF. RPI	
Average RPI Loss:	179										
DIV. I ONLY		18-11-0	.62069 77	8-2-0	280	270	202	.45281 204	30	30	
DIV. I NON-CONF.		10-11-0	.47619 142	2-2-0	283	257	237	.42557 237	30	30	
TOTALS	RPI 1-25	RPI 26-50		W-L RECORDS	RPI 51-100		RPI 101-150		RPI 150+		
18-11-0	0-0-0	0-1-0		OVERALL	1-0-0		0-3-0		17-7-0		
5-2-0	0-0-0	0-0-0		HOME	0-0-0		0-1-0		5-1-0		
5-2-0	0-0-0	0-1-0		AWAY	0-0-0		0-0-0		5-1-0		
8-7-0	0-0-0	0-0-0		NEUTRAL	1-0-0		0-2-0		7-5-0		
10-11-0	0-0-0	0-1-0		NON-CONFERENCE	1-0-0		0-3-0		9-7-0		
1-2-0	0-0-0	0-0-0		HOME	0-0-0		0-1-0		1-1-0		
1-2-0	0-0-0	0-0-		AWAY	0-0-0		0-0-0		1-1-0		
8-7-0	0-0-0	0-0-0		NEUTRAL	1-0-0		0-2-0		7-5-0		
8-0-0	0-0-0	0-0-0		CONFERENCE	0-0-0		0-0-0		8-0-0		
4-0-0	0-0-0	0-0-0		HOME	0-0-0		0-0-0		4-0-0		
4-0-0	0-0-0	0-0-0		AWAY	0-0-0		0-0-0		4-0-0		
0-0-0	0-0-0	0-0-0		NEUTRAL	0-0-0		0-0-0		0-0-0		
RPI S	Opponent	Score	RPI S	Opponent	Score	RPI S	Opponent	Score	RPI S	Opponent	Score
			48 A	South Fla.	0 7	66 N	Towson	1 0	122 H	Syracuse	1 9
									138 N	Northern Ill.	0 2
									139 N	Bucknell	4 9
									161 N	Western Mich.	3 4
									186 A	Cleveland St.	4 8
									193 A	Robert Morris	5 1
									206 N	Toledo	2 6
									209 N	Bowling Green	1 16
									228 N	Massachusetts	2 1
									229 N	Army	2 4
									229 N	Army	6 3
									229 N	Army	7 1
									235 N	Brown	6 2
									251 H	Marist	1 0
									251 H	Marist	9 5
									252 N	Cornell	6 7
									252 N	Cornell	12 3
									256 A	Fairfield	7 6
									256 A	Fairfield	4 1
									279 A	Iona	8 4
									279 A	Iona	13 5
			LAST 10 GAMES						281 H	Quinnipiac	8 0
			251 H	Marist	1 0	282 H	Detroit	5 11	281 H	Quinnipiac	17 2
			251 H	Marist	9 5	282 H	Detroit	5 3	282 H	Detroit	5 11
			281 H	Quinnipiac	17 2	193 A	Robert Morris	5 1	282 H	Detroit	5 3
			281 H	Quinnipiac	8 0	279 A	Iona	13 5	285 N	Hartford	4 3
			122 H	Syracuse	1 9	279 A	Iona	8 4	285 N	Hartford	11 0

**Non-Div. I Games:**

Canisius

Average RPI Win: 196		WON-LOST	WINNING	LAST 10	STRENGTH OF	OPP. STRENGTH	TEAM	ADJ	CONF.	ADJ CONF.				
Average RPI Loss: 138		RECORD	PCT. RANK	GAMES	SCHEDULE	OF SCHEDULE	RPI	RPI	RPI	RPI				
DIV. I ONLY		21-24-0	.46667	156	2-8-0	232	185	198	.45205	205	17	18		
DIV. I NON-CONF.		18-10-0	.64286	73	1-1-0	267	200	134	.4903	142	17	17		
<hr/>														
TOTALS		RPI 1-25	RPI 26-50		W-L RECORDS		RPI 51-100		RPI 101-150		RPI 150+			
21-24-0		0-1-0	0-1-0		OVERALL		1-6-0		3-9-0		17-7-0			
10-12-0		0-1-0	0-1-0		HOME		1-3-0		0-3-0		9-4-0			
4-8-0		0-0-0	0-0-0		AWAY		0-1-0		1-5-0		3-2-0			
7-4-0		0-0-0	0-0-0		NEUTRAL		0-2-0		2-1-0		5-1-0			
18-10-0		0-1-0	0-1-0		NON-CONFERENCE		0-4-0		3-1-0		15-3-0			
8-5-0		0-1-0	0-1-0		HOME		0-1-0		0-0-0		8-2-0			
3-1-0		0-0-0	0-0-		AWAY		0-1-0		1-0-0		2-0-0			
7-4-0		0-0-0	0-0-0		NEUTRAL		0-2-0		2-1-0		5-1-0			
3-14-0		0-0-0	0-0-0		CONFERENCE		1-2-0		0-8-0		2-4-0			
2-7-0		0-0-0	0-0-0		HOME		1-2-0		0-3-0		1-2-0			
1-7-0		0-0-0	0-0-0		AWAY		0-0-0		0-5-0		1-2-0			
0-0-0		0-0-0	0-0-0		NEUTRAL		0-0-0		0-0-0		0-0-0			
RPI	S	Opponent	Score		RPI	S	Opponent	Score		RPI	S	Opponent	Score	
18	H	Notre Dame	3	4	34	H	North Carolina St.	1	3	66	H	Towson	9	10
										71	A	Elon	0	2
										86	H	Longwood	5	8
										86	H	Longwood	2	1
										86	H	Longwood	3	7
										89	N	Jacksonville St.	1	8
										89	N	Jacksonville St.	2	6
												Boston College	6	4
												Coastal Caro.	4	5
												Coastal Caro.	5	10
												Ga. Southern	7	6
												Tennessee Tech	3	0
												Winthrop	4	7
												Winthrop	3	4
												Winthrop	4	5
												Binghamton	8	9
												Charleston So.	7	8
												Charleston So.	2	4
												Charleston So.	2	4
												Liberty	3	2
												Liberty	0	4
												Liberty	0	3
												Appalachian St.	5	1
												Appalachian St.	5	0
												UNCW	8	3
												UNCW	6	1
												Cleveland St.	8	4
												East Tenn. St.	10	0
												East Tenn. St.	5	4
												Virginia	5	2
												Radford	4	8
												Radford	2	5
												Radford	15	6
												Morehead St.	2	1
LAST 10 GAMES					LAST 10 GAMES					LAST 10 GAMES				
140	A	Winthrop	4	7	86	H	Longwood	5	8	210	N	Virginia	5	2
140	A	Winthrop	4	5	86	H	Longwood	3	7	212	A	Radford	4	8
140	A	Winthrop	3	4	86	H	Longwood	2	1	212	A	Radford	2	5
278	H	N.C. A&T	6	1	148	H	Charleston So.	7	8	212	A	Radford	15	6
278	H	N.C. A&T	6	7	148	H	Charleston So.	2	4	219	H	Morehead St.	2	1

Non-Div. I Games:

Campbell

RPI	S	Opponent	Score	
236	N	Savannah St.	11	5
238	H	Monmouth	4	13
251	N	Marist	1	2
254	N	Abilene Christian	3	1
254	N	Abilene Christian	4	3
256	H	Fairfield	2	1
269	H	IPFW	4	2
278	H	N.C. A&T	6	1
278	H	N.C. A&T	6	7

C  
a  
m  
p  
b  
e  
l  
l

C  
a  
m  
p  
b  
e  
l  
l

Campbell

Average RPI Win:		180	WON-LOST		WINNING		LAST 10		STRENGTH OF		OPP. STRENGTH		TEAM		ADJ		CONF.		ADJ CONF.																
Average RPI Loss:		145	RECORD		PCT. RANK		GAMES		SCHEDULE		OF SCHEDULE		RPI		RPI		RPI		RPI																
DIV. I ONLY			15-24-0		.38462	201	3-7-0		155		213		197		.45182	206	21		21																
DIV. I NON-CONF.			13-16-0		.44828	156	1-0-0		165		223		171		.46909	183	20		21																
TOTALS		RPI 1-25		RPI 26-50		W-L RECORDS		RPI 51-100		RPI 101-150		RPI 150+																							
15-24-0		0-3-0		0-1-0		OVERALL		1-2-0		5-6-0		9-12-0																							
2-2-0		0-0-0		0-0-0		HOME		1-1-0		0-0-0		1-1-0																							
4-10-0		0-1-0		0-1-0		AWAY		0-0-0		3-3-0		1-5-0																							
9-12-0		0-2-0		0-0-0		NEUTRAL		0-1-0		2-3-0		7-6-0																							
13-16-0		0-3-0		0-1-0		NON-CONFERENCE		0-1-0		5-4-0		8-7-0																							
0-0-0		0-0-0		0-0-0		HOME		0-0-0		0-0-0		0-0-0																							
4-4-0		0-1-0		0-0-		AWAY		0-0-0		3-1-0		1-1-0																							
9-12-0		0-2-0		0-0-0		NEUTRAL		0-1-0		2-3-0		7-6-0																							
2-8-0		0-0-0		0-0-0		CONFERENCE		1-1-0		0-2-0		1-5-0																							
2-2-0		0-0-0		0-0-0		HOME		1-1-0		0-0-0		1-1-0																							
0-6-0		0-0-0		0-0-0		AWAY		0-0-0		0-2-0		0-4-0																							
0-0-0		0-0-0		0-0-0		NEUTRAL		0-0-0		0-0-0		0-0-0																							
RPI	S	Opponent		Score		RPI	S	Opponent		Score		RPI	S	Opponent		Score																			
4	N	Michigan		5	20	48	A	South Fla.		0	5	70	N	Rutgers		2	4	101	A	North Florida		4	5												
4	N	Michigan		0	9							97	H	Ball St.		0	1	101	A	North Florida		5	1												
14	A	Arizona St.		2	11							97	H	Ball St.		8	7	111	N	Boston College		7	3												
																		122	N	Syracuse		2	0												
																		138	A	Northern Ill.		5	14												
																		138	A	Northern Ill.		5	6												
																		139	N	Bucknell		3	4												
																		144	N	Binghamton		11	16												
																		144	N	Binghamton		4	5												
																		148	A	Charleston So.		6	1												
																		149	A	Michigan St.		5	3												
																		151	N	Delaware		0	8												
																		152	H	Miami (OH)		0	5												
																		152	H	Miami (OH)		3	0												
																		161	A	Western Mich.		5	7												
																		161	A	Western Mich.		2	11												
																		168	A	Liberty		4	1												
																		186	A	Cleveland St.		3	4												
																		193	N	Robert Morris		0	9												
																		193	N	Robert Morris		8	1												
																		201	N	Penn		5	4												
																		204	N	Canisius		6	2												
																		207	N	Princeton		1	3												
																		209	A	Bowling Green		3	7												
																		209	A	Bowling Green		0	4												
																		229	N	Army		6	3												
																		253	N	Yale		6	8												
						LAST 10 GAMES																													
																		152	H	Miami (OH)		3	0	138	A	Northern Ill.		5	14	207	N	Princeton		1	3
																		152	H	Miami (OH)		0	5	138	A	Northern Ill.		5	6	209	A	Bowling Green		3	7
																		97	H	Ball St.		0	1	161	A	Western Mich.		5	7	209	A	Bowling Green		0	4
																		97	H	Ball St.		8	7	161	A	Western Mich.		2	11	229	N	Army		6	3
																		149	A	Michigan St.		5	3	209	A	Bowling Green		0	4	253	N	Yale		6	8

Non-Div. I Games:

Toledo

RPI	S	Opponent	Score	
268	N	Howard	1	8
268	N	Howard	10	8
274	N	Rider	7	3
281	N	Quinnipiac	3	5
287	N	Niagara	12	2

Toledo

T  
o  
l  
e  
d  
o

T  
o  
l  
e  
d  
o

Average RPI Win:		221	WON-LOST RECORD		WINNING PCT. RANK		LAST 10 GAMES		STRENGTH OF SCHEDULE		OPP. STRENGTH OF SCHEDULE		TEAM RPI		ADJ RPI		CONF. RPI		ADJ CONF. RPI	
DIV. I ONLY			14-18-0		.4375 173		5-5-0		221		201		208		.44941 207		28		27	
DIV. I NON-CONF.			8-14-0		.36364 192		1-1-0		247		197		230		.43154 231		27		26	
TOTALS		RPI 1-25		RPI 26-50		W-L RECORDS		RPI 51-100		RPI 101-150		RPI 150+								
14-18-0		0-1-0		0-1-0		OVERALL		0-5-0		2-2-0		12-9-0								
6-0-0		0-0-0		0-0-0		HOME		0-0-0		0-0-0		6-0-0								
2-13-0		0-1-0		0-1-0		AWAY		0-4-0		0-0-0		2-7-0								
6-5-0		0-0-0		0-0-0		NEUTRAL		0-1-0		2-2-0		4-2-0								
8-14-0		0-1-0		0-1-0		NON-CONFERENCE		0-3-0		2-2-0		6-7-0								
0-0-0		0-0-0		0-0-0		HOME		0-0-0		0-0-0		0-0-0								
2-9-0		0-1-0		0-0-		AWAY		0-2-0		0-0-0		2-5-0								
6-5-0		0-0-0		0-0-0		NEUTRAL		0-1-0		2-2-0		4-2-0								
6-4-0		0-0-0		0-0-0		CONFERENCE		0-2-0		0-0-0		6-2-0								
6-0-0		0-0-0		0-0-0		HOME		0-0-0		0-0-0		6-0-0								
0-4-0		0-0-0		0-0-0		AWAY		0-2-0		0-0-0		0-2-0								
0-0-0		0-0-0		0-0-0		NEUTRAL		0-0-0		0-0-0		0-0-0								
RPI	S	Opponent		Score		RPI	S	Opponent		Score		RPI	S	Opponent		Score				
21	A	UCF		2	3	38	A	Fla. Atlantic		0	5	62	N	Kent St.		0	1			
												70	A	Rutgers		2	6			
												90	A	Dartmouth		0	8			
												90	A	Dartmouth		0	5			
												94	A	Maryland		5	6			
												101	N	North Florida		0	3			
												101	N	North Florida		6	0			
												108	N	Iowa		10	2			
												146	N	Albany (NY)		4	12			
												168	A	Liberty		1	2			
												191	A	George Mason		1	2			
												191	A	George Mason		0	1			
												194	A	Harvard		1	6			
												194	A	Harvard		1	2			
												199	A	Georgetown		5	0			
												199	A	Georgetown		2	6			
												203	N	LIU Brooklyn		4	5			
												206	N	Toledo		3	1			
												234	H	Columbia		2	0			
												234	H	Columbia		3	2			
												234	H	Columbia		3	0			
												234	H	Columbia		14	5			
												235	H	Brown		1	0			
												235	H	Brown		1	0			
												238	A	Monmouth		2	4			
												245	N	Florida A&M		9	1			
												245	N	Florida A&M		5				

**Non-Div. I Games:**

Princeton



Average RPI Win: 225		WON-LOST RECORD		WINNING PCT. RANK		LAST 10 GAMES		STRENGTH OF SCHEDULE		OPP. STRENGTH OF SCHEDULE		TEAM RPI		ADJ RPI		CONF. RPI		ADJ CONF. RPI	
DIV. I ONLY		19-20-0		.48718 144		7-3-0		253		220		215		.44931 208		23		23	
DIV. I NON-CONF.		6-15-0		.28571 233		1-0-0		225		221		249		.41891 246		23		23	
TOTALS		RPI 1-25		RPI 26-50		W-L RECORDS		RPI 51-100		RPI 101-150		RPI 150+							
19-20-0		0-2-0		0-0-0		OVERALL		0-5-0		1-5-0		18-8-0							
13-12-0		0-1-0		0-0-0		HOME		0-2-0		0-2-0		13-7-0							
6-7-0		0-1-0		0-0-0		AWAY		0-3-0		1-2-0		5-1-0							
0-1-0		0-0-0		0-0-0		NEUTRAL		0-0-0		0-1-0		0-0-0							
6-15-0		0-2-0		0-0-0		NON-CONFERENCE		0-5-0		0-3-0		6-5-0							
5-10-0		0-1-0		0-0-0		HOME		0-2-0		0-2-0		5-5-0							
1-4-0		0-1-0		0-0-		AWAY		0-3-0		0-0-0		1-0-0							
0-1-0		0-0-0		0-0-0		NEUTRAL		0-0-0		0-1-0		0-0-0							
13-5-0		0-0-0		0-0-0		CONFERENCE		0-0-0		1-2-0		12-3-0							
8-2-0		0-0-0		0-0-0		HOME		0-0-0		0-0-0		8-2-0							
5-3-0		0-0-0		0-0-0		AWAY		0-0-0		1-2-0		4-1-0							
0-0-0		0-0-0		0-0-0		NEUTRAL		0-0-0		0-0-0		0-0-0							
RPI	S	Opponent		Score		RPI	S	Opponent		Score		RPI	S	Opponent		Score			
23	A	Mississippi St.		3	4			74	H	Arkansas	5	6	103	A	Central Ark.		7	10	
23	H	Mississippi St.		1	16			76	A	Louisiana Tech	2	6	103	A	Central Ark.		1	8	
								79	A	UTSA	1	9	103	A	Central Ark.		2	0	
								79	A	UTSA	1	2	107	N	Iowa St.		1	2	
								97	H	Ball St.	1	8	121	H	Texas-Arlington		2	3	
													123	H	Saint Louis		3	10	
													167	H	Omaha		5	1	
													174	H	Lamar		8	1	
													174	H	Lamar		6	4	
													174	H	Lamar		12	2	
													184	H	UT Martin		0	6	
													184	H	UT Martin		1	6	
													186	H	Cleveland St.		2	7	
													186	H	Cleveland St.		2	7	
													198	A	Stephen F. Austin		5	3	
													198	A	Stephen F. Austin		11	2	
													202	H	Sam Houston St.		8	2	
													202	H	Sam Houston St.		3	8	
													202	H	Sam Houston St.		6	4	
													213	H	Southern Miss.		12	6	
													215	H	Southeast Mo. St.		8	10	
													254	A	Abilene Christian		16	7	
													254	A	Abilene Christian		8	5	
													254	A	Abilene Christian		7	12	
													263	H	Houston Baptist		0	14	
													272	H	Incarnate Word		5	4	
													272	H	Incarnate Word		2	1	
LAST 10 GAMES																			
				103	A	Central Ark.	2	0	174	H	Lamar	12	2	254	A	Abilene Christian		8	5
				103	A	Central Ark.	1	8	174	H	Lamar	8	1	254	A	Abilene Christian		7	12
				103	A	Central Ark.	7	10	202	H	Sam Houston St.	3	8	263	H	Houston Baptist		0	14
				288	A	Ark.-Pine Bluff	20	3	202	H	Sam Houston St.	8	2	272	H	Incarnate Word		5	4
				174	H	Lamar	6	4	202	H	Sam Houston St.	6	4	272	H	Incarnate Word		2	1

Non-Div. I Games:

Southeastern La.

RPI	S	Opponent	Score	
272	H	Incarnate Word	5	4
282	H	Detroit	9	1
288	A	Ark.-Pine Bluff	20	3
288	H	Ark.-Pine Bluff	14	1
293	H	Alcorn	10	4

Southeastern La.

S  
o  
u  
t  
h  
e  
a  
s  
t  
e  
r  
n  
L  
a  
.

S  
o  
u  
t  
h  
e  
a  
s  
t  
e  
r  
n  
L  
a  
.

Average RPI Win:		212	WON-LOST RECORD		WINNING PCT. RANK		LAST 10 GAMES		STRENGTH OF SCHEDULE		OPP. STRENGTH OF SCHEDULE		TEAM RPI		ADJ RPI		CONF. RPI		ADJ CONF. RPI				
DIV. I ONLY			13-19-0		.40625	186	4-6-0		216		188		213		.44925 209		21		21				
DIV. I NON-CONF.			9-13-0		.40909	174	2-0-0		250		192		214		.44305 215		20		21				
TOTALS		RPI 1-25		RPI 26-50		W-L RECORDS		RPI 51-100		RPI 101-150		RPI 150+											
13-19-0		0-1-0		0-2-0		OVERALL		0-3-0		2-4-0		11-9-0											
5-4-0		0-0-0		0-0-0		HOME		0-2-0		0-1-0		5-1-0											
1-7-0		0-1-0		0-0-0		AWAY		0-0-0		1-1-0		0-4-0											
7-8-0		0-0-0		0-2-0		NEUTRAL		0-1-0		1-1-0		6-4-0											
9-13-0		0-1-0		0-2-0		NON-CONFERENCE		0-1-0		1-3-0		8-6-0											
2-1-0		0-0-0		0-0-0		HOME		0-0-0		0-1-0		2-0-0											
0-4-0		0-1-0		0-0-		AWAY		0-0-0		0-1-0		0-2-0											
7-8-0		0-0-0		0-2-0		NEUTRAL		0-1-0		1-1-0		6-4-0											
4-6-0		0-0-0		0-0-0		CONFERENCE		0-2-0		1-1-0		3-3-0											
3-3-0		0-0-0		0-0-0		HOME		0-2-0		0-0-0		3-1-0											
1-3-0		0-0-0		0-0-0		AWAY		0-0-0		1-1-0		0-2-0											
0-0-0		0-0-0		0-0-0		NEUTRAL		0-0-0		0-0-0		0-0-0											
RPI	S	Opponent		Score		RPI	S	Opponent		Score		RPI	S	Opponent		Score							
4	A	Michigan		1	8	42	N	SIUE		0	3	61	N	Pittsburgh		0	9	113	A	Col. of Charleston		2	7
						47	N	North Dakota St.		0	3	97	H	Ball St.		0	9	134	H	Maine		1	6
												97	H	Ball St.		0	5	138	A	Northern Ill.		3	5
																		138	A	Northern Ill.		10	5
																		139	N	Bucknell		4	8
																		140	N	Winthrop		6	1
																		152	H	Miami (OH)		4	3
																		152	H	Miami (OH)		1	4
																		156	A	Indiana		2	3
																		156	A	Indiana		2	5
																		161	A	Western Mich.		2	3
																		161	A	Western Mich.		1	10
																		165	N	Villanova		0	5
																		175	N	Seton Hall		4	13
																		193	N	Robert Morris		3	2
																		196	N	Wright St.		5	3
																		201	N	Penn		2	1
																		201	N	Penn		5	6
																		204	N	Canisius		16	1
																		206	H	Toledo		7	3
																		206	H	Toledo		4	0
																		228	N	Massachusetts		6	7
																		269	N	IPFW		12	4
																		282	H	Detroit		2	1
																		282	H	Detroit		6	5
																		287	N	Niagara		9	1
						LAST 10 GAMES																	
																		97	H	Ball St.		0	9
																		97	H	Ball St.		0	5
																		152	H	Miami (OH)		1	4
																		152	H	Miami (OH)		4	3
																		161	A	Western Mich.		2	3
																		161	A	Western Mich.		1	10
																		138	A	Northern Ill.		3	5
																		138	A	Northern Ill.		10	5
																		282	H	Detroit		6	5
																		282	H	Detroit		2	1
																		287	N	Niagara		9	1

Non-Div. I Games:

Bowling Green

Average RPI Win: 150		WON-LOST RECORD		WINNING PCT. RANK		LAST 10 GAMES		STRENGTH OF SCHEDULE		OPP. STRENGTH OF SCHEDULE		TEAM RPI		ADJ RPI		CONF. RPI		ADJ CONF. RPI	
DIV. I ONLY		13-33-0		.28261 254		6-4-0		94		121		203		.44889 210		4		4	
DIV. I NON-CONF.		8-18-0		.30769 218		2-0-0		201		240		238		.42151 243		4		4	
TOTALS		RPI 1-25		RPI 26-50		W-L RECORDS		RPI 51-100		RPI 101-150		RPI 150+							
13-33-0		0-2-0		2-7-0		OVERALL		1-12-0		4-2-0		6-10-0							
8-10-0		0-0-0		2-3-0		HOME		0-3-0		4-1-0		2-3-0							
1-9-0		0-2-0		0-3-0		AWAY		0-3-0		0-0-0		1-1-0							
4-14-0		0-0-0		0-1-0		NEUTRAL		1-6-0		0-1-0		3-6-0							
8-18-0		0-2-0		0-1-0		NON-CONFERENCE		0-4-0		2-1-0		6-10-0							
4-3-0		0-0-0		0-0-0		HOME		0-0-0		2-0-0		2-3-0							
1-3-0		0-2-0		0-0-		AWAY		0-0-0		0-0-0		1-1-0							
3-12-0		0-0-0		0-1-0		NEUTRAL		0-4-0		0-1-0		3-6-0							
5-15-0		0-0-0		2-6-0		CONFERENCE		1-8-0		2-1-0		0-0-0							
4-7-0		0-0-0		2-3-0		HOME		0-3-0		2-1-0		0-0-0							
0-6-0		0-0-0		0-3-0		AWAY		0-3-0		0-0-0		0-0-0							
1-2-0		0-0-0		0-0-0		NEUTRAL		1-2-0		0-0-0		0-0-0							
RPI	S	Opponent		Score		RPI	S	Opponent		Score		RPI	S	Opponent		Score			
20	A	James Madison		1	9	34	H	North Carolina St.		3	2	51	A	Louisville		0	5		
20	A	James Madison		2	10	34	H	North Carolina St.		0	8	51	A	Louisville		4	5		
						34	H	North Carolina St.		0	6	51	A	Louisville		5	7		
						35	H	Virginia Tech		5	2	61	N	Pittsburgh		2	10		
						35	H	Virginia Tech		4	7	61	N	Pittsburgh		9	8		
						37	A	North Carolina		3	24	61	N	Pittsburgh		7	14		
						37	A	North Carolina		7	13	71	N	Elon		6	8		
						37	A	North Carolina		4	12	72	N	Stanford		3	11		
						50	N	BYU		4	5	74	N	Arkansas		5	6		
												89	N	Jacksonville St.		2	6		
												91	H	Georgia Tech		5	7		
												91	H	Georgia Tech		3	4		
												91	H	Georgia Tech		1	7		

Non-Div. I Games:

Virginia

Average RPI Win:	220	WON-LOST RECORD	WINNING PCT. RANK	LAST 10 GAMES		STRENGTH OF SCHEDULE	OPP. STRENGTH OF SCHEDULE	TEAM RPI	ADJ RPI	CONF. RPI	ADJ CONF. RPI
DIV. I ONLY		13-24-0	.35135 214	7-3-0		162	197	211	.44817 211	31	31
DIV. I NON-CONF.		7-24-0	.22581 260	1-3-0		96	115	212	.44312 214	31	31
TOTALS	RPI 1-25		RPI 26-50	W-L RECORDS		RPI 51-100		RPI 101-150		RPI 150+	
13-24-0	0-1-0		0-4-0	OVERALL		0-4-0		3-8-0		10-7-0	
4-1-0	0-0-0		0-0-0	HOME		0-0-0		0-0-0		4-1-0	
5-8-0	0-0-0		0-2-0	AWAY		0-0-0		2-5-0		3-1-0	
4-15-0	0-1-0		0-2-0	NEUTRAL		0-4-0		1-3-0		3-5-0	
7-24-0	0-1-0		0-4-0	NON-CONFERENCE		0-4-0		3-8-0		4-7-0	
1-1-0	0-0-0		0-0-0	HOME		0-0-0		0-0-0		1-1-0	
2-8-0	0-0-0		0-0-	AWAY		0-0-0		2-5-0		0-1-0	
4-15-0	0-1-0		0-2-0	NEUTRAL		0-4-0		1-3-0		3-5-0	
6-0-0	0-0-0		0-0-0	CONFERENCE		0-0-0		0-0-0		6-0-0	
3-0-0	0-0-0		0-0-0	HOME		0-0-0		0-0-0		3-0-0	
3-0-0	0-0-0		0-0-0	AWAY		0-0-0		0-0-0		3-0-0	
0-0-0	0-0-0		0-0-0	NEUTRAL		0-0-0		0-0-0		0-0-0	

RPI	S	Opponent	Score	RPI	S	Opponent	Score	RPI	S	Opponent	Score	RPI	S	Opponent	Score
6	N	Florida St.	0 12	26	N	Hofstra	1 6	55	N	Ole Miss	5 6	109	A	FIU	3 11
				38	A	Fla. Atlantic	1 7	55	N	Ole Miss	1 5	109	A	FIU	0 7
				38	A	Fla. Atlantic	0 6	60	N	Purdue	0 2	109	A	FIU	4 5
				40	N	Marshall	1 2	63	N	UC Riverside	0 7	110	A	Jacksonville	6 3
												110	A	Jacksonville	2 3
												113	A	Col. of Charleston	2 8
												117	N	Coastal Caro.	2 1
												118	A	FGCU	6 5
												122	N	Syracuse	4 5
												125	N	UNCG	11 14
												135	N	Stony Brook	2 3
												158	A	Loyola Marymount	0 12
												163	N	Akron	0 8
												163	N	Akron	8 5
												185	H	Butler	8 1
												185	H	Butler	3 10
												194	N	Harvard	4 7
												194	N	Harvard	1 2
												222	N	Oakland	2 0
												224	N	Seattle	8 3
												229	N	Army	9 11
												231	N	UMass Lowell	2 6
												280	A	N.C. Central	10 0
												280	A	N.C. Central	4 2
												280	A	N.C. Central	7 0
												292	H	South Carolina St.	7 0
												292	H	South Carolina St.	8 0

**Non-Div. I Games:**

Bethune-Cookman

RPI	S	Opponent	Score	
292	H	South Carolina St.	22	1

Bethune-Cookman

B  
e  
t  
h  
u  
n  
e  
-  
C  
o  
o  
k  
m  
a  
n

B  
e  
t  
h  
u  
n  
e  
-  
C  
o  
o  
k  
m  
a  
n

Average RPI Win: 185		WON-LOST	WINNING	LAST 10	STRENGTH OF		OPP. STRENGTH	TEAM	ADJ	CONF.	ADJ CONF.											
Average RPI Loss: 130		RECORD	PCT. RANK	GAMES	SCHEDULE		OF SCHEDULE	RPI	RPI	RPI	RPI											
DIV. I ONLY		10-23-0	.30303	244	3-7-0		111	208	216	.44808	212	17	18									
DIV. I NON-CONF.		5-14-0	.26316	245	1-1-0		148	158	224	.43684	223	17	17									
<hr/>																						
TOTALS		RPI 1-25		RPI 26-50		W-L RECORDS		RPI 51-100		RPI 101-150		RPI 150+										
10-23-0		0-0-0		0-2-0		OVERALL		0-5-0		2-8-0		8-8-0										
4-3-0		0-0-0		0-1-0		HOME		0-0-0		2-1-0		2-1-0										
3-12-0		0-0-0		0-0-0		AWAY		0-3-0		0-2-0		3-4-0										
3-8-0		0-0-0		0-1-0		NEUTRAL		0-2-0		0-4-0		3-1-0										
5-14-0		0-0-0		0-2-0		NON-CONFERENCE		0-5-0		0-4-0		5-3-0										
0-1-0		0-0-0		0-1-0		HOME		0-0-0		0-0-0		0-0-0										
2-5-0		0-0-0		0-0-		AWAY		0-3-0		0-0-0		2-2-0										
3-8-0		0-0-0		0-1-0		NEUTRAL		0-2-0		0-4-0		3-1-0										
5-9-0		0-0-0		0-0-0		CONFERENCE		0-0-0		2-4-0		3-5-0										
4-2-0		0-0-0		0-0-0		HOME		0-0-0		2-1-0		2-1-0										
1-7-0		0-0-0		0-0-0		AWAY		0-0-0		0-3-0		1-4-0										
0-0-0		0-0-0		0-0-0		NEUTRAL		0-0-0		0-0-0		0-0-0										
RPI	S	Opponent		Score		RPI	S	Opponent		Score		RPI	S	Opponent		Score						
				35	H	Virginia Tech	1		11	71	A	Elon	5		6	103	N	Central Ark.	1		6	
				39	N	USC Upstate	1		9	71	A	Elon	1		6	117	A	Coastal Caro.	1		7	
										71	A	Elon	4		5	117	A	Coastal Caro.	1		5	
										83	N	Furman	2		7	117	A	Coastal Caro.	4		9	
										83	N	Furman	6		8	137	N	Tennessee Tech	2		8	
																137	N	Tennessee Tech	2		4	
																142	N	Western Caro.	1		4	
																148	H	Charleston So.	5		2	
																148	H	Charleston So.	6		21	
																148	H	Charleston So.	8		4	
																166	N	Middle Tenn.	4		2	
																168	A	Liberty	7		8	
																168	A	Liberty	3		5	
																168	A	Liberty	4		1	
																176	A	Presbyterian	5		6	
																176	A	Presbyterian	0		8	
																191	N	George Mason	12		4	
																200	A	East Tenn. St.	7		6	
																200	A	East Tenn. St.	3		5	
																200	A	East Tenn. St.	9		0	
																200	A	East Tenn. St.	7		8	
																205	H	Campbell	8		4	
																205	H	Campbell	5		2	
																205	H	Campbell	6		15	
																214	N	Sacred Heart	5		4	
																222	N	Oakland	3		12	
LAST 10 GAMES																						
				117	A	Coastal Caro.	1		5	168	A	Liberty	7		8							
				117	A	Coastal Caro.	1		7	200	A	East Tenn. St.	3		5							
				117	A	Coastal Caro.	4		9	200	A	East Tenn. St.	7		6							
				168	A	Liberty	4		1	148	H	Charleston So.	5		2							
				168	A	Liberty	3		5	148	H	Charleston So.	6		21							

Non-Div. I Games:

Radford

Average RPI Win: 243		WON-LOST	WINNING	LAST 10	STRENGTH OF		OPP. STRENGTH	TEAM	ADJ	CONF.	ADJ CONF.
Average RPI Loss: 89		RECORD	PCT. RANK	GAMES	SCHEDULE		OF SCHEDULE	RPI	RPI	RPI	RPI
DIV. I ONLY		16-24-0	.4	188	1-9-0		219	158	214	.4479	213
DIV. I NON-CONF.		14-11-0	.56	104	0-4-0		280	234	200	.45642	199
TOTALS		RPI 1-25	RPI 26-50		W-L RECORDS		RPI 51-100		RPI 101-150		RPI 150+
16-24-0		0-3-0	0-4-0		OVERALL		1-8-0		0-5-0		15-4-0
8-9-0		0-2-0	0-0-0		HOME		1-7-0		0-0-0		7-0-0
1-11-0		0-1-0	0-4-0		AWAY		0-0-0		0-3-0		1-3-0
7-4-0		0-0-0	0-0-0		NEUTRAL		0-1-0		0-2-0		7-1-0
14-11-0		0-3-0	0-1-0		NON-CONFERENCE		0-3-0		0-2-0		14-2-0
7-4-0		0-2-0	0-0-0		HOME		0-2-0		0-0-0		7-0-0
0-3-0		0-1-0	0-0-		AWAY		0-0-0		0-0-0		0-1-0
7-4-0		0-0-0	0-0-0		NEUTRAL		0-1-0		0-2-0		7-1-0
2-13-0		0-0-0	0-3-0		CONFERENCE		1-5-0		0-3-0		1-2-0
1-5-0		0-0-0	0-0-0		HOME		1-5-0		0-0-0		0-0-0
1-8-0		0-0-0	0-3-0		AWAY		0-0-0		0-3-0		1-2-0
0-0-0		0-0-0	0-0-0		NEUTRAL		0-0-0		0-0-0		0-0-0
RPI S	Opponent	Score	RPI S	Opponent	Score	RPI S	Opponent	Score	RPI S	Opponent	Score
8 A	Alabama	1 12	29 A	Western Ky.	0 6	58 H	Troy	1 3	102 A	North Texas	2 4
23 H	Mississippi St.	6 12	29 A	Western Ky.	0 8	58 H	Troy	2 4	102 A	North Texas	0 8
23 H	Mississippi St.	0 10	29 A	Western Ky.	1 7	76 H	Louisiana Tech	1 3	102 A	North Texas	8 12
			30 A	South Ala.	1 9	76 H	Louisiana Tech	0 3	118 N	FGCU	5 6
						76 H	Louisiana Tech	2 4	119 N	Houston	1 4
						79 H	UTSA	3 7	157 N	Nicholls St.	3 2
						79 H	UTSA	5 4	174 N	Lamar	5 2
						79 H	UTSA	4 11	178 A	UTEP	5 7
						92 N	McNeese St.	0 2	178 A	UTEP	4 10
									178 A	UTEP	13 6
									208 A	Southeastern La.	6 12
									259 H	Mississippi Val.	5 2
									259 H	Mississippi Val.	3 2
									259 H	Mississippi Val.	11 3
									261 N	Jackson St.	2 3
									261 N	Jackson St.	7 4
									263 N	Houston Baptist	12 3
									272 N	Incarnate Word	2 1
									282 H	Detroit	5 4
									282 H	Detroit	7 4
									288 N	Ark.-Pine Bluff	4 0
									288 N	Ark.-Pine Bluff	24 1
									293 H	Alcorn	8 3
									293 H	Alcorn	12 0
			LAST 10 GAMES								
			29 A	Western Ky.	0 8	8 A	Alabama	1 12			
			29 A	Western Ky.	1 7	178 A	UTEP	4 10			
			29 A	Western Ky.	0 6	178 A	UTEP	5 7			
			58 H	Troy	2 4	178 A	UTEP	13 6			
			58 H	Troy	1 3	23 H	Mississippi St.	0 10			

Non-Div. I Games:

Southern Miss.



Average RPI Win:	200	WON-LOST RECORD	WINNING PCT. RANK	LAST 10 GAMES	STRENGTH OF SCHEDULE	OPP. STRENGTH OF SCHEDULE	TEAM RPI	ADJ RPI	CONF. RPI	ADJ CONF. RPI		
DIV. I ONLY		9-20-0	.31034	238	4-6-0	95	261	217	.44745	214	27	28
DIV. I NON-CONF.		5-13-0	.27778	237	1-2-0	147	249	231	.43222	229	28	28
<hr/>												
TOTALS	RPI 1-25	RPI 26-50		W-L RECORDS		RPI 51-100		RPI 101-150		RPI 150+		
9-20-0	0-0-0	0-0-0		OVERALL		0-3-0		3-9-0		6-8-0		
4-4-0	0-0-0	0-0-0		HOME		0-0-0		0-3-0		4-1-0		
0-5-0	0-0-0	0-0-0		AWAY		0-1-0		0-1-0		0-3-0		
5-11-0	0-0-0	0-0-0		NEUTRAL		0-2-0		3-5-0		2-4-0		
5-13-0	0-0-0	0-0-0		NON-CONFERENCE		0-3-0		2-5-0		3-5-0		
1-1-0	0-0-0	0-0-0		HOME		0-0-0		0-1-0		1-0-0		
0-3-0	0-0-0	0-0-		AWAY		0-1-0		0-1-0		0-1-0		
4-9-0	0-0-0	0-0-0		NEUTRAL		0-2-0		2-3-0		2-4-0		
4-7-0	0-0-0	0-0-0		CONFERENCE		0-0-0		1-4-0		3-3-0		
3-3-0	0-0-0	0-0-0		HOME		0-0-0		0-2-0		3-1-0		
0-2-0	0-0-0	0-0-0		AWAY		0-0-0		0-0-0		0-2-0		
1-2-0	0-0-0	0-0-0		NEUTRAL		0-0-0		1-2-0		0-0-0		
RPI	S	Opponent	Score	RPI	S	Opponent	Score	RPI	S	Opponent	Score	
						78 N Lehigh	0 5			103 N Central Ark.	3 1	
						84 A Stetson	0 5			111 N Boston College	1 4	
						98 N Murray St.	1 2			112 N Saint Francis (PA)	1 7	
										112 N Saint Francis (PA)	2 3	
										112 N Saint Francis (PA)	7 6	
										117 A Coastal Caro.	1 11	
										120 H Central Conn. St.	0 3	
										120 H Central Conn. St.	0 3	
										135 H Stony Brook	6 12	
										138 N Northern Ill.	0 1	
										139 N Bucknell	1 9	
										141 N La Salle	7 4	
										163 N Akron	1 0	
										166 N Middle Tenn.	2 3	
										176 N Presbyterian	0 6	
										192 N Ill.-Chicago	1 4	
										193 A Robert Morris	0 2	
										193 A Robert Morris	1 9	
										203 H LIU Brooklyn	8 1	
										203 H LIU Brooklyn	0 3	
										212 N Radford	4 5	
										245 N Florida A&M	5 4	
										256 A Fairfield	0 6	
										275 H Wagner	4 3	
										275 H Wagner	2 1	
										281 H Quinnipiac	6 0	
										193 A Robert Morris	1 9	

**Non-Div. I Games:**

Sacred Heart

Average RPI Win:	215	WON-LOST RECORD	WINNING PCT. RANK	LAST 10 GAMES	STRENGTH OF SCHEDULE	OPP. STRENGTH OF SCHEDULE	TEAM RPI	ADJ RPI	CONF. RPI	ADJ CONF. RPI
DIV. I ONLY		10-21-0	.32258 231	5-5-0	120	206	209	.44735 215	22	22
DIV. I NON-CONF.		5-10-0	.33333 203	2-1-0	236	176	235	.42663 236	22	22
TOTALS	RPI 1-25	RPI 26-50	W-L RECORDS	RPI 51-100	RPI 101-150	RPI 150+				
10-21-0	0-2-0	0-3-0	OVERALL	0-7-0	2-3-0	8-6-0				
2-6-0	0-0-0	0-3-0	HOME	0-0-0	0-0-0	2-3-0				
6-10-0	0-2-0	0-0-0	AWAY	0-6-0	2-2-0	4-0-0				
2-5-0	0-0-0	0-0-0	NEUTRAL	0-1-0	0-1-0	2-3-0				
5-10-0	0-2-0	0-0-0	NON-CONFERENCE	0-2-0	1-2-0	4-4-0				
1-2-0	0-0-0	0-0-0	HOME	0-0-0	0-0-0	1-2-0				
2-4-0	0-2-0	0-0-	AWAY	0-1-0	1-1-0	1-0-0				
2-4-0	0-0-0	0-0-0	NEUTRAL	0-1-0	0-1-0	2-2-0				
5-11-0	0-0-0	0-3-0	CONFERENCE	0-5-0	1-1-0	4-2-0				
1-4-0	0-0-0	0-3-0	HOME	0-0-0	0-0-0	1-1-0				
4-6-0	0-0-0	0-0-0	AWAY	0-5-0	1-1-0	3-0-0				
0-1-0	0-0-0	0-0-0	NEUTRAL	0-0-0	0-0-0	0-1-0				
RPI S Opponent Score	RPI S Opponent Score	RPI S Opponent Score	RPI S Opponent Score	RPI S Opponent Score						
9 A Missouri 1 10	42 H SIUE 0 7	73 A La.-Monroe 3 11	116 A Missouri St. 0 4							
9 A Missouri 1 2	42 H SIUE 4 8	74 N Arkansas 2 5	116 A Missouri St. 8 4							
	42 H SIUE 3 12	89 A Jacksonville St. 5 6	123 N Saint Louis 7 8							
		89 A Jacksonville St. 4 10	137 A Tennessee Tech 0 3							
		98 A Murray St. 5 6	137 A Tennessee Tech 6 4							
		98 A Murray St. 3 4	154 H Southern Ill. 4 3							
		98 A Murray St. 1 2	159 H Indiana St. 4 9							
			159 H Indiana St. 5 9							
			184 H UT Martin 9 6							
			184 H UT Martin 3 6							
			184 N UT Martin 1 2							
			208 A Southeastern La. 10 8							
			257 A Belmont 4 2							
			257 A Belmont 4 3							
			260 A Tennessee St. 7 2							
			277 N Alabama St. 5 8							
			277 N Alabama St. 7 12							
			289 N Grambling 11 7							
			289 N Grambling 10 8							
LAST 10 GAMES										
98 A Murray St. 1 2	257 A Belmont 4 3									
98 A Murray St. 3 4	260 A Tennessee St. 7 2									
98 A Murray St. 5 6	116 A Missouri St. 8 4									
154 H Southern Ill. 4 3	116 A Missouri St. 0 4									
257 A Belmont 4 2	42 H SIUE 4 8									

**Non-Div. I Games:**

Southeast Mo. St.

Average RPI Win:		208	WON-LOST RECORD		WINNING PCT. RANK		LAST 10 GAMES		STRENGTH OF SCHEDULE		OPP. STRENGTH OF SCHEDULE		TEAM RPI		ADJ RPI		CONF. RPI		ADJ CONF. RPI				
Average RPI Loss:		116																					
DIV. I ONLY			13-26-0		.33333 223		4-6-0		145		183		212		.44626 216		15		15				
DIV. I NON-CONF.			10-23-0		.30303 223		1-3-0		129		188		206		.44593 209		16		16				
TOTALS		RPI 1-25		RPI 26-50		W-L RECORDS		RPI 51-100		RPI 101-150		RPI 150+											
13-26-0		0-3-0		0-3-0		OVERALL		0-6-0		1-4-0		12-10-0											
6-11-0		0-2-0		0-0-0		HOME		0-1-0		0-1-0		6-7-0											
2-8-0		0-0-0		0-3-0		AWAY		0-2-0		0-2-0		2-1-0											
5-7-0		0-1-0		0-0-0		NEUTRAL		0-3-0		1-1-0		4-2-0											
10-23-0		0-3-0		0-3-0		NON-CONFERENCE		0-6-0		1-4-0		9-7-0											
5-9-0		0-2-0		0-0-0		HOME		0-1-0		0-1-0		5-5-0											
0-7-0		0-0-0		0-0-		AWAY		0-2-0		0-2-0		0-0-0											
5-7-0		0-1-0		0-0-0		NEUTRAL		0-3-0		1-1-0		4-2-0											
3-3-0		0-0-0		0-0-0		CONFERENCE		0-0-0		0-0-0		3-3-0											
1-2-0		0-0-0		0-0-0		HOME		0-0-0		0-0-0		1-2-0											
2-1-0		0-0-0		0-0-0		AWAY		0-0-0		0-0-0		2-1-0											
0-0-0		0-0-0		0-0-0		NEUTRAL		0-0-0		0-0-0		0-0-0											
RPI	S	Opponent		Score		RPI	S	Opponent		Score		RPI	S	Opponent		Score		RPI	S	Opponent		Score	
16	N	Minnesota		6	9	36	A	San Diego St.		4	10	63	N	UC Riverside		3	4	105	A	Grand Canyon		3	9
24	H	Washington		2	11	41	A	Fresno St.		0	2	72	A	Stanford		3	5	105	A	Grand Canyon		2	6
24	H	Washington		1	10	41	A	Fresno St.		1	2	72	A	Stanford		5	13	128	H	UC Santa Barbara		1	3
												77	H	Idaho St.		0	12	132	N	UC Davis		5	6
												80	N	Tulsa		4	6	142	N	Western Caro.		9	7
												80	N	Tulsa		6	9	158	H	Loyola Marymount		3	5
																		158	H	Loyola Marymount		0	2
																		158	H	Loyola Marymount		4	3
																		164	N	Sacramento St.		4	3
																		171	N	Utah St.		1	8
																		172	H	UMKC		2	7
																		172	H	UMKC		1	2
																		177	N	Utah Valley		3	2
																		190	A	St. Mary's (CA)		2	8
																		190	A	St. Mary's (CA)		5	4
																		190	A	St. Mary's (CA)		3	0
																		192	H	Ill.-Chicago		1	2
																		194	N	Harvard		3	0
																		224	H	Seattle		4	6
																		224	H	Seattle		5	4
																		235	H	Brown		6	0
																		242	N	Northern Colo.		10	2
																		242	N	Northern Colo.		0	5
																		249	H	Manhattan		0	2
																		249	H	Manhattan		10	0
																		268	H	Howard		10	1
																		268	H	Howard		12	4
LAST 10 GAMES																							
190 A St. Mary's (CA)				5 4				158 H Loyola Marymount				0 2				242 N Northern Colo.				0 5			
190 A St. Mary's (CA)				3 0				172 H UMKC				2 7				249 H Manhattan				0 2			
190 A St. Mary's (CA)				2 8				172 H UMKC				1 2				249 H Manhattan				10 0			
158 H Loyola Marymount				4 3				249 H Manhattan				10 0				268 H Howard				10 1			
158 H Loyola Marymount				3 5				128 H UC Santa Barbara				1 3				268 H Howard				12 4			

Non-Div. I Games:

Santa Clara

Average RPI Win: 174		WON-LOST RECORD		WINNING PCT. RANK		LAST 10 GAMES		STRENGTH OF SCHEDULE		OPP. STRENGTH OF SCHEDULE		TEAM RPI		ADJ RPI		CONF. RPI		ADJ CONF. RPI					
DIV. I ONLY		8-18-0		.30769 240		3-7-0		164		101		219		.44625 217		20		20					
DIV. I NON-CONF.		5-11-0		.3125 217		0-0-0		140		67		199		.45888 197		18		18					
TOTALS		RPI 1-25		RPI 26-50		W-L RECORDS		RPI 51-100		RPI 101-150		RPI 150+											
8-18-0		0-2-0		0-2-0		OVERALL		0-2-0		2-6-0		6-6-0											
3-2-0		0-0-0		0-0-0		HOME		0-0-0		0-0-0		3-2-0											
1-10-0		0-1-0		0-2-0		AWAY		0-0-0		0-3-0		1-3-0											
4-6-0		0-0-0		0-0-0		NEUTRAL		0-2-0		2-3-0		2-1-0											
5-11-0		0-2-0		0-2-0		NON-CONFERENCE		0-2-0		2-3-0		3-2-0											
0-0-0		0-0-0		0-0-0		HOME		0-0-0		0-0-0		0-0-0											
1-5-0		0-2-0		0-0-		AWAY		0-0-0		0-0-0		1-1-0											
4-6-0		0-0-0		0-0-0		NEUTRAL		0-2-0		2-3-0		2-1-0											
3-7-0		0-0-0		0-0-0		CONFERENCE		0-0-0		0-3-0		3-4-0											
3-2-0		0-0-0		0-0-0		HOME		0-0-0		0-0-0		3-2-0											
0-5-0		0-0-0		0-0-0		AWAY		0-0-0		0-3-0		0-2-0											
0-0-0		0-0-0		0-0-0		NEUTRAL		0-0-0		0-0-0		0-0-0											
RPI	S	Opponent		Score		RPI	S	Opponent		Score		RPI	S	Opponent		Score		RPI	S	Opponent		Score	
10	A	UCLA		0	8	38	A	Fla. Atlantic		2	10	80	N	Tulsa		0	10	104	N	Illinois		8	5
10	A	UCLA		1	7	41	A	Fresno St.		1	6	94	N	Maryland		0	4	114	A	St. John's (NY)		0	6
																		114	A	St. John's (NY)		1	11
																		114	A	St. John's (NY)		1	9
																		115	N	Cal Poly		2	4
																		132	N	UC Davis		3	7
																		149	N	Michigan St.		3	7
																		150	N	Pacific		5	4
																		153	A	DePaul		2	6
																		153	A	DePaul		16	20
																		158	A	Loyola Marymount		3	5
																		158	A	Loyola Marymount		8	7
																		175	H	Seton Hall		4	7
																		175	H	Seton Hall		2	1
																		185	H	Butler		2	7
																		185	H	Butler		11	3
																		185	H	Butler		2	0
																		189	N	South Dakota St.		11	1
																		218	N	Drexel		1	5
																		244	N	Montana		3	0
LAST 10 GAMES																							
						114	A	St. John's (NY)		1	11	185	H	Butler		2	7						
						114	A	St. John's (NY)		0	6	185	H	Butler		2	0						
						114	A	St. John's (NY)		1	9	185	H	Butler		11	3						
						175	H	Seton Hall		2	1	153	A	DePaul		16	20						
						175	H	Seton Hall		4	7	153	A	DePaul		2	6						

Non-Div. I Games:

Providence

D  
r  
e  
x  
e  
lD  
r  
e  
x  
e  
l

Drexel

Average RPI Win:	221	WON-LOST	WINNING	LAST 10	STRENGTH OF	OPP. STRENGTH	TEAM	ADJ	CONF.	ADJ CONF.	
Average RPI Loss:	140	RECORD	PCT. RANK	GAMES	SCHEDULE	OF SCHEDULE	RPI	RPI	RPI	RPI	
DIV. I ONLY	14-18-0	.4375	173	5-5-0	227	227	218	.44475	219	22	22
DIV. I NON-CONF.	7-11-0	.38889	182	1-1-0	249	263	232	.42993	232	22	22
TOTALS	RPI 1-25	RPI 26-50	W-L RECORDS		RPI 51-100	RPI 101-150		RPI 150+			
14-18-0	0-0-0	0-2-0	OVERALL		0-6-0	3-3-0		11-7-0			
5-4-0	0-0-0	0-2-0	HOME		0-0-0	1-1-0		4-1-0			
4-8-0	0-0-0	0-0-0	AWAY		0-4-0	2-1-0		2-3-0			
5-6-0	0-0-0	0-0-0	NEUTRAL		0-2-0	0-1-0		5-3-0			
7-11-0	0-0-0	0-0-0	NON-CONFERENCE		0-4-0	0-1-0		7-6-0			
1-1-0	0-0-0	0-0-0	HOME		0-0-0	0-0-0		1-1-0			
1-4-0	0-0-0	0-0-	AWAY		0-2-0	0-0-0		1-2-0			
5-6-0	0-0-0	0-0-0	NEUTRAL		0-2-0	0-1-0		5-3-0			
7-7-0	0-0-0	0-2-0	CONFERENCE		0-2-0	3-2-0		4-1-0			
4-3-0	0-0-0	0-2-0	HOME		0-0-0	1-1-0		3-0-0			
3-4-0	0-0-0	0-0-0	AWAY		0-2-0	2-1-0		1-1-0			
0-0-0	0-0-0	0-0-0	NEUTRAL		0-0-0	0-0-0		0-0-0			
RPI S	Opponent	Score	RPI S	Opponent	Score	RPI S	Opponent	Score	RPI S	Opponent	Score
			42 H	SIUE	0 1	67 A	Kennesaw St.	1 5	136 A	Eastern Ky.	0 10
			42 H	SIUE	3 10	69 N	Northwestern St.	5 6	136 A	Eastern Ky.	7 4
						69 N	Northwestern St.	5 10	136 A	Eastern Ky.	6 5
						84 A	Stetson	1 11	145 H	Eastern Ill.	4 3
						98 A	Murray St.	0 6	145 H	Eastern Ill.	2 8
						98 A	Murray St.	0 8	149 N	Michigan St.	0 6
									154 N	Southern Ill.	6 8
									163 N	Akron	8 7
									186 H	Cleveland St.	2 3
									186 H	Cleveland St.	5 4
									200 N	East Tenn. St.	1 10
									205 A	Campbell	1 2
									238 N	Monmouth	6 2
									250 N	UMBC	2 12
									256 N	Fairfield	5 4
									257 H	Belmont	1 0
									257 H	Belmont	4 2
									257 H	Belmont	4 1
									261 A	Jackson St.	1 4
									261 A	Jackson St.	11 5
									262 A	Austin Peay	1 5
									262 A	Austin Peay	4 2
									269 N	IPFW	4 3
									273 N	Rhode Island	11 4
			LAST 10 GAMES								
			257 H	Belmont	1 0	262 A	Austin Peay	4 2			
			257 H	Belmont	4 1	262 A	Austin Peay	1 5			
			257 H	Belmont	4 2	186 H	Cleveland St.	5 4			
			98 A	Murray St.	0 8	186 H	Cleveland St.	2 3			
			98 A	Murray St.	0 6	136 A	Eastern Ky.	0 10			

Non-Div. I Games: Pikeville 4 2 Pikeville 8 0

Morehead St.

Average RPI Win: 162		WON-LOST	WINNING	LAST 10	STRENGTH OF		OPP. STRENGTH	TEAM	ADJ		CONF.	ADJ CONF.							
Average RPI Loss: 113		RECORD	PCT. RANK	GAMES	SCHEDULE		OF SCHEDULE	RPI	RPI		RPI	RPI							
DIV. I ONLY		13-28-0	.31707	236	3-7-0		178	95	220		.44305	220	13	12					
DIV. I NON-CONF.		10-19-0	.34483	200	0-0-0		143	99	191		.46038	192	11	11					
TOTALS		RPI 1-25	RPI 26-50		W-L RECORDS		RPI 51-100		RPI 101-150		RPI 150+								
13-28-0		0-1-0	1-10-0		OVERALL		2-4-0		1-3-0		9-10-0								
6-7-0		0-0-0	0-3-0		HOME		1-2-0		0-0-0		5-2-0								
3-5-0		0-0-0	0-0-0		AWAY		0-0-0		1-2-0		2-3-0								
4-16-0		0-1-0	1-7-0		NEUTRAL		1-2-0		0-1-0		2-5-0								
10-19-0		0-1-0	1-7-0		NON-CONFERENCE		2-4-0		0-1-0		7-6-0								
5-2-0		0-0-0	0-0-0		HOME		1-2-0		0-0-0		4-0-0								
1-1-0		0-0-0	0-0-		AWAY		0-0-0		0-0-0		1-1-0								
4-16-0		0-1-0	1-7-0		NEUTRAL		1-2-0		0-1-0		2-5-0								
3-9-0		0-0-0	0-3-0		CONFERENCE		0-0-0		1-2-0		2-4-0								
1-5-0		0-0-0	0-3-0		HOME		0-0-0		0-0-0		1-2-0								
2-4-0		0-0-0	0-0-0		AWAY		0-0-0		1-2-0		1-2-0								
0-0-0		0-0-0	0-0-0		NEUTRAL		0-0-0		0-0-0		0-0-0								
RPI	S	Opponent	Score		RPI	S	Opponent	Score		RPI	S	Opponent	Score						
5	N	Oregon	8	12	32	N	Utah	2	6	64	N	Long Beach St.	2	10	122	N	Syracuse	0	6
					32	N	Utah	0	11	77	H	Idaho St.	9	8	130	A	New Mexico	7	4
					36	H	San Diego St.	6	9	77	H	Idaho St.	2	7	130	A	New Mexico	5	6
					36	H	San Diego St.	7	9	77	H	Idaho St.	1	4	130	A	New Mexico	3	4
					36	H	San Diego St.	3	14	82	N	Fordham	6	4	154	N	Southern Ill.	5	6
					37	N	North Carolina	0	9	94	N	Maryland	3	4	154	N	Southern Ill.	23	9
					46	N	Oregon St.	2	4						164	A	Sacramento St.	2	5
					46	N	Oregon St.	4	6						164	A	Sacramento St.	6	5
					49	N	Cal St. Fullerton	1	9						171	H	Utah St.	3	2
					49	N	Cal St. Fullerton	6	5						171	H	Utah St.	9	11
					50	N	BYU	5	7						171	H	Utah St.	0	5
					LAST 10 GAMES										178	N	UTEP	6	3
															190	H	St. Mary's (CA)	5	4
															190	H	St. Mary's (CA)	8	2
															224	N	Seattle	7	8
															227	A	Boise St.	13	16
															227	A	Boise St.	4	5
															227	A	Boise St.	4	3
															242	N	Northern Colo.	4	6
															242	N	Northern Colo.	1	2
															247	H	Portland St.	8	0
															247	H	Portland St.	6	2
															247	N	Portland St.	7	9
					LAST 10 GAMES														
					227	A	Boise St.	13	16	36	H	San Diego St.	6	9					
					227	A	Boise St.	4	3	130	A	New Mexico	7	4					
					227	A	Boise St.	4	5	130	A	New Mexico	5	6					
					36	H	San Diego St.	3	14	130	A	New Mexico	3	4					
					36	H	San Diego St.	7	9	171	H	Utah St.	3	2					

Non-Div. I Games:

Nevada

Average RPI Win: 235		WON-LOST	WINNING	LAST 10	STRENGTH OF		OPP. STRENGTH	TEAM	ADJ		CONF.	ADJ CONF.
Average RPI Loss: 93		RECORD	PCT. RANK	GAMES	SCHEDULE		OF SCHEDULE	RPI	RPI		RPI	RPI
DIV. I ONLY		11-22-0	.33333	223	6-4-0		202	106	221		.44238	221
DIV. I NON-CONF.		7-18-0	.28	236	2-0-0		221	75	236		.4286	234
TOTALS		RPI 1-25	RPI 26-50		W-L RECORDS		RPI 51-100		RPI 101-150		RPI 150+	
11-22-0		0-4-0	0-3-0		OVERALL		0-6-0		1-4-0		10-5-0	
4-2-0		0-0-0	0-0-0		HOME		0-0-0		0-0-0		4-2-0	
2-16-0		0-3-0	0-2-0		AWAY		0-6-0		0-3-0		2-2-0	
5-4-0		0-1-0	0-1-0		NEUTRAL		0-0-0		1-1-0		4-1-0	
7-18-0		0-4-0	0-3-0		NON-CONFERENCE		0-4-0		1-4-0		6-3-0	
2-0-0		0-0-0	0-0-0		HOME		0-0-0		0-0-0		2-0-0	
0-14-0		0-3-0	0-0-		AWAY		0-4-0		0-3-0		0-2-0	
5-4-0		0-1-0	0-1-0		NEUTRAL		0-0-0		1-1-0		4-1-0	
4-4-0		0-0-0	0-0-0		CONFERENCE		0-2-0		0-0-0		4-2-0	
2-2-0		0-0-0	0-0-0		HOME		0-0-0		0-0-0		2-2-0	
2-2-0		0-0-0	0-0-0		AWAY		0-2-0		0-0-0		2-0-0	
0-0-0		0-0-0	0-0-0		NEUTRAL		0-0-0		0-0-0		0-0-0	
RPI S	Opponent	Score	RPI S	Opponent	Score	RPI S	Opponent	Score	RPI S	Opponent	Score	
12 N	Tennessee	0 5	28 N	Texas	0 11	62 A	Kent St.	1 9	106 A	Charlotte	2 15	
13 A	Kentucky	4 6	37 A	North Carolina	1 9	62 A	Kent St.	6 9	106 N	Charlotte	3 11	
13 A	Kentucky	0 6	40 A	Marshall	3 18	67 A	Kennesaw St.	2 7	125 A	UNCG	5 8	
13 A	Kentucky	2 7				83 A	Furman	1 3	137 N	Tennessee Tech	4 3	
						83 A	Furman	5 6	142 A	Western Caro.	1 12	
						83 A	Furman	5 6	161 A	Western Mich.	9 8	
									161 A	Western Mich.	3 2	
									173 H	Central Mich.	3 14	
									173 H	Central Mich.	1 8	
									196 A	Wright St.	2 7	
									196 A	Wright St.	3 20	
									229 N	Army	8 9	
									232 N	Fairleigh Dickinson	10 7	
									246 H	Eastern Mich.	12 2	
									246 H	Eastern Mich.	7 2	
									271 N	Northern Ky.	10 2	
									281 N	Quinnipiac	15 5	
									281 N	Quinnipiac	9 1	
									287 H	Niagara	7 1	
									287 H	Niagara	5 1	
LAST 10 GAMES												
						62 A	Kent St.	6 9	173 H	Central Mich.	3 14	
						62 A	Kent St.	1 9	161 A	Western Mich.	9 8	
						246 H	Eastern Mich.	7 2	161 A	Western Mich.	3 2	
						246 H	Eastern Mich.	12 2	287 H	Niagara	5 1	
						173 H	Central Mich.	1 8	287 H	Niagara	7 1	

Non-Div. I Games:

Ohio



Oakland

Non-Div. I Games:	Ave Maria	4	3	Ave Maria	11	0
-------------------	-----------	---	---	-----------	----	---

Average RPI Win: 196		WON-LOST	WINNING	LAST 10	STRENGTH OF		OPP. STRENGTH	TEAM	ADJ		CONF.	ADJ CONF.
Average RPI Loss: 110		RECORD	PCT. RANK	GAMES	SCHEDULE		OF SCHEDULE	RPI	RPI		RPI	RPI
DIV. I ONLY		14-22-0	.38889	197	3-7-0		236	118	223		.43785	223
DIV. I NON-CONF.		12-15-0	.44444	157	1-3-0		239	161	198		.45625	200
TOTALS		RPI 1-25	RPI 26-50		W-L RECORDS		RPI 51-100		RPI 101-150		RPI 150+	
14-22-0		0-1-0	0-1-0		OVERALL		3-9-0		2-6-0		9-5-0	
7-3-0		0-0-0	0-0-0		HOME		0-0-0		1-0-0		6-3-0	
2-11-0		0-1-0	0-0-0		AWAY		1-6-0		1-4-0		0-0-0	
5-8-0		0-0-0	0-1-0		NEUTRAL		2-3-0		0-2-0		3-2-0	
12-15-0		0-1-0	0-1-0		NON-CONFERENCE		3-6-0		1-4-0		8-3-0	
6-1-0		0-0-0	0-0-0		HOME		0-0-0		1-0-0		5-1-0	
1-6-0		0-1-0	0-0-		AWAY		1-3-0		0-2-0		0-0-0	
5-8-0		0-0-0	0-1-0		NEUTRAL		2-3-0		0-2-0		3-2-0	
2-7-0		0-0-0	0-0-0		CONFERENCE		0-3-0		1-2-0		1-2-0	
1-2-0		0-0-0	0-0-0		HOME		0-0-0		0-0-0		1-2-0	
1-5-0		0-0-0	0-0-0		AWAY		0-3-0		1-2-0		0-0-0	
0-0-0		0-0-0	0-0-0		NEUTRAL		0-0-0		0-0-0		0-0-0	
RPI S	Opponent	Score	RPI S	Opponent	Score	RPI S	Opponent	Score	RPI S	Opponent	Score	
2 A	LSU	2 7	34 N	North Carolina St.	3 9	55 A	Ole Miss	0 8	109 A	FIU	2 3	
						55 N	Ole Miss	2 8	109 H	FIU	2 0	
						60 N	Purdue	2 10	113 A	Col. of Charleston	1 4	
						80 A	Tulsa	2 13	126 A	UConn	7 8	
						80 A	Tulsa	1 2	126 A	UConn	12 0	
						80 A	Tulsa	0 8	126 A	UConn	3 4	
						81 A	Lipscomb	2 3	130 N	New Mexico	1 6	
						81 A	Lipscomb	1 13	143 N	Wisconsin	7 14	
						83 N	Furman	4 7	151 N	Delaware	4 6	
						85 N	Drake	6 3	160 H	East Carolina	1 8	
						92 A	McNeese St.	3 2	160 H	East Carolina	1 3	
						96 N	Texas Tech	12 9	160 H	East Carolina	5 4	
									203 N	LIU Brooklyn	8 6	
									251 N	Marist	7 5	
									257 H	Belmont	8 6	
									257 H	Belmont	9 1	
									260 N	Tennessee St.	1 4	
									260 N	Tennessee St.	5 1	
									261 H	Jackson St.	1 4	
									261 H	Jackson St.	9 1	
									293 H	Alcorn	10 2	
									293 H	Alcorn	8 0	
			LAST 10 GAMES									
			126 A	UConn	3 4	261 H	Jackson St.	9 1				
			126 A	UConn	7 8	261 H	Jackson St.	1 4				
			126 A	UConn	12 0	160 H	East Carolina	1 3				
			81 A	Lipscomb	1 13	160 H	East Carolina	5 4				
			81 A	Lipscomb	2 3	160 H	East Carolina	1 8				

Non-Div. I Games:

Memphis

Seattle

Seattle

Average RPI Win: 205		WON-LOST RECORD	WINNING PCT. RANK	LAST 10 GAMES	STRENGTH OF SCHEDULE	OPP. STRENGTH OF SCHEDULE	TEAM RPI	ADJ RPI	CONF. RPI	ADJ CONF. RPI	
Average RPI Loss: 114											
DIV. I ONLY		8-23-0	.25806 262	2-8-0	122	160	226	.43758 225	24	25	
DIV. I NON-CONF.		7-16-0	.30435 222	1-1-0	86	114	186	.46506 186	25	25	
TOTALS		RPI 1-25	RPI 26-50		W-L RECORDS		RPI 51-100		RPI 101-150		RPI 150+
8-23-0		0-5-0	0-2-0		OVERALL		0-7-0		2-2-0		6-7-0
0-3-0		0-0-0	0-0-0		HOME		0-0-0		0-0-0		0-3-0
2-9-0		0-3-0	0-1-0		AWAY		0-2-0		0-1-0		2-2-0
6-11-0		0-2-0	0-1-0		NEUTRAL		0-5-0		2-1-0		4-2-0
7-16-0		0-5-0	0-2-0		NON-CONFERENCE		0-5-0		2-2-0		5-2-0
0-0-0		0-0-0	0-0-0		HOME		0-0-0		0-0-0		0-0-0
1-5-0		0-3-0	0-0-		AWAY		0-0-0		0-1-0		1-0-0
6-11-0		0-2-0	0-1-0		NEUTRAL		0-5-0		2-1-0		4-2-0
1-7-0		0-0-0	0-0-0		CONFERENCE		0-2-0		0-0-0		1-5-0
0-3-0		0-0-0	0-0-0		HOME		0-0-0		0-0-0		0-3-0
1-4-0		0-0-0	0-0-0		AWAY		0-2-0		0-0-0		1-2-0
0-0-0		0-0-0	0-0-0		NEUTRAL		0-0-0		0-0-0		0-0-0
RPI S	Opponent	Score		RPI S	Opponent	Score		RPI S	Opponent	Score	
14 A	Arizona St.	4	9	44 N	Chattanooga	1	6	61 N	Pittsburgh	0	1
17 N	Oklahoma	4	14	48 A	South Fla.	0	8	78 A	Lehigh	1	9
24 N	Washington	3	11					78 A	Lehigh	1	11
25 A	Texas A&M	1	7					79 N	UTSA	2	11
25 A	Texas A&M	0	8					79 N	UTSA	1	3
								99 N	Illinois St.	5	6
								99 N	Illinois St.	1	4

Non-Div. I Games:

Boston U.

Average RPI Win:	201	WON-LOST	WINNING	LAST 10	STRENGTH OF	OPP. STRENGTH	TEAM	ADJ	CONF.	ADJ CONF.	
Average RPI Loss:	175	RECORD	PCT. RANK	GAMES	SCHEDULE	OF SCHEDULE	RPI	RPI	RPI	RPI	
DIV. I ONLY	4-10-0	.28571	253	3-7-0	88	283	228	.43695	226	24	25
DIV. I NON-CONF.	1-4-0	.2	267	0-1-0	37	295	241	.42388	241	25	25
TOTALS	RPI 1-25	RPI 26-50	W-L RECORDS	RPI 51-100	RPI 101-150	RPI 150+					
4-10-0	0-0-0	0-0-0	OVERALL	1-3-0	0-0-0	3-7-0					
3-3-0	0-0-0	0-0-0	HOME	1-2-0	0-0-0	2-1-0					
1-6-0	0-0-0	0-0-0	AWAY	0-0-0	0-0-0	1-6-0					
0-1-0	0-0-0	0-0-0	NEUTRAL	0-1-0	0-0-0	0-0-0					
1-4-0	0-0-0	0-0-0	NON-CONFERENCE	0-1-0	0-0-0	1-3-0					
0-0-0	0-0-0	0-0-0	HOME	0-0-0	0-0-0	0-0-0					
1-3-0	0-0-0	0-0-	AWAY	0-0-0	0-0-0	1-3-0					
0-1-0	0-0-0	0-0-0	NEUTRAL	0-1-0	0-0-0	0-0-0					
3-6-0	0-0-0	0-0-0	CONFERENCE	1-2-0	0-0-0	2-4-0					
3-3-0	0-0-0	0-0-0	HOME	1-2-0	0-0-0	2-1-0					
0-3-0	0-0-0	0-0-0	AWAY	0-0-0	0-0-0	0-3-0					
0-0-0	0-0-0	0-0-0	NEUTRAL	0-0-0	0-0-0	0-0-0					
RPI S	Opponent	Score	RPI S	Opponent	Score	RPI S	Opponent	Score	RPI S	Opponent	Score
						78 H Lehigh	4 3		157 A Nicholls St.	6 15	
						78 H Lehigh	3 4		157 A Nicholls St.	3 9	
						78 H Lehigh	0 6		225 H Boston U.	6 3	
						92 N McNeese St.	1 5		225 H Boston U.	1 9	
									225 H Boston U.	8 4	
									229 A Army	1 7	
									229 A Army	2 5	
									229 A Army	1 2	
									276 A Southern U.	7 2	
									276 A Southern U.	3 5	
LAST 10 GAMES											
			78 H Lehigh	3 4	225 H Boston U.	1 9					
			78 H Lehigh	0 6	229 A Army	1 7					
			78 H Lehigh	4 3	229 A Army	2 5					
			225 H Boston U.	8 4	229 A Army	1 2					
			225 H Boston U.	6 3	276 A Southern U.	3 5					

Non-Div. I Games:

Holy Cross

Average RPI Win:		204	WON-LOST RECORD		WINNING PCT. RANK		LAST 10 GAMES		STRENGTH OF SCHEDULE		OPP. STRENGTH OF SCHEDULE		TEAM RPI		ADJ RPI		CONF. RPI		ADJ CONF. RPI				
DIV. I ONLY			10-32-0		.2381 271		2-8-0		126		86		227		.43674 227		13		12				
DIV. I NON-CONF.			8-22-0		.26667 244		0-0-0		125		123		210		.44337 213		11		11				
TOTALS		RPI 1-25		RPI 26-50		W-L RECORDS		RPI 51-100		RPI 101-150		RPI 150+											
10-32-0		0-4-0		0-6-0		OVERALL		1-12-0		1-2-0		8-8-0											
3-7-0		0-0-0		0-3-0		HOME		0-2-0		0-0-0		3-2-0											
1-12-0		0-1-0		0-2-0		AWAY		0-6-0		1-1-0		0-2-0											
6-13-0		0-3-0		0-1-0		NEUTRAL		1-4-0		0-1-0		5-4-0											
8-22-0		0-4-0		0-3-0		NON-CONFERENCE		1-6-0		1-2-0		6-7-0											
1-3-0		0-0-0		0-0-0		HOME		0-2-0		0-0-0		1-1-0											
1-6-0		0-1-0		0-0-		AWAY		0-0-0		1-1-0		0-2-0											
6-13-0		0-3-0		0-1-0		NEUTRAL		1-4-0		0-1-0		5-4-0											
2-10-0		0-0-0		0-3-0		CONFERENCE		0-6-0		0-0-0		2-1-0											
2-4-0		0-0-0		0-3-0		HOME		0-0-0		0-0-0		2-1-0											
0-6-0		0-0-0		0-0-0		AWAY		0-6-0		0-0-0		0-0-0											
0-0-0		0-0-0		0-0-0		NEUTRAL		0-0-0		0-0-0		0-0-0											
RPI	S	Opponent		Score		RPI	S	Opponent		Score		RPI	S	Opponent		Score		RPI	S	Opponent		Score	
10	N	UCLA		0	6	36	H	San Diego St.		4	6	53	A	San Jose St.		0	9	102	A	North Texas		10	3
14	A	Arizona St.		3	4	36	H	San Diego St.		2	16	53	A	San Jose St.		0	8	102	A	North Texas		4	14
16	N	Minnesota		4	8	36	H	San Diego St.		6	10	53	A	San Jose St.		1	9	148	N	Charleston So.		1	2
16	N	Minnesota		3	8	49	A	Cal St. Fullerton		0	2	54	N	Nebraska		3	11	153	N	DePaul		5	6
						49	A	Cal St. Fullerton		0	3	56	N	New Mexico St.		3	4	155	A	Bakersfield		1	9
						49	N	Cal St. Fullerton		4	15	64	N	Long Beach St.		2	3	155	A	Bakersfield		1	4
												75	A	UNLV		11	12	159	N	Indiana St.		7	6
												75	A	UNLV		9	10	175	N	Seton Hall		10	13
												75	A	UNLV		5	10	190	H	St. Mary's (CA)		1	7
												88	H	Weber St.		10	19	220	H	Nevada		3	4
												88	H	Weber St.		7	10	220	H	Nevada		16	13
												88	N	Weber St.		9	8	220	H	Nevada		5	4
												95	N	Wichita St.		2	4	224	N	Seattle		9	5
																		224	N	Seattle		3	4
																		244	H	Montana		4	3
																		247	N	Portland St.		6	10
																		247	N	Portland St.		9	3
																		267	N	Texas Southern		6	1
																		267	N	Texas Southern		9	1
						LAST 10 GAMES																	
						220	H	Nevada		16	13	75	A	UNLV		9	10						
						220	H	Nevada		3	4	36	H	San Diego St.		6	10						
						220	H	Nevada		5	4	36	H	San Diego St.		2	16						
						75	A	UNLV		11	12	36	H	San Diego St.		4	6						
						75	A	UNLV		5	10	53	A	San Jose St.		0	9						




Non-Div. I Games:

Boise St.

Average RPI Win:	192	WON-LOST RECORD	WINNING PCT. RANK	LAST 10 GAMES	STRENGTH OF SCHEDULE	OPP. STRENGTH OF SCHEDULE	TEAM RPI	ADJ RPI	CONF. RPI	ADJ CONF. RPI		
DIV. I ONLY		8-19-0	.2963	248	3-7-0	151	222	230	.43649	228	18	19
DIV. I NON-CONF.		5-10-0	.33333	203	1-0-0	204	181	220	.44068	217	19	20
<hr/>												
TOTALS	RPI 1-25	RPI 26-50		W-L RECORDS		RPI 51-100		RPI 101-150		RPI 150+		
8-19-0	0-0-0	0-1-0		OVERALL		0-5-0		1-3-0		7-10-0		
2-4-0	0-0-0	0-0-0		HOME		0-3-0		0-0-0		2-1-0		
2-7-0	0-0-0	0-0-0		AWAY		0-0-0		0-2-0		2-5-0		
4-8-0	0-0-0	0-1-0		NEUTRAL		0-2-0		1-1-0		3-4-0		
5-10-0	0-0-0	0-1-0		NON-CONFERENCE		0-2-0		1-3-0		4-4-0		
0-0-0	0-0-0	0-0-0		HOME		0-0-0		0-0-0		0-0-0		
1-2-0	0-0-0	0-0-		AWAY		0-0-0		0-2-0		1-0-0		
4-8-0	0-0-0	0-1-0		NEUTRAL		0-2-0		1-1-0		3-4-0		
3-9-0	0-0-0	0-0-0		CONFERENCE		0-3-0		0-0-0		3-6-0		
2-4-0	0-0-0	0-0-0		HOME		0-3-0		0-0-0		2-1-0		
1-5-0	0-0-0	0-0-0		AWAY		0-0-0		0-0-0		1-5-0		
0-0-0	0-0-0	0-0-0		NEUTRAL		0-0-0		0-0-0		0-0-0		
RPI	S	Opponent	Score	RPI	S	Opponent	Score	RPI	S	Opponent	Score	
				44	N	Chattanooga	0 8	70	N	Rutgers	5 8	
								82	H	Fordham	3 13	
								82	H	Fordham	0 6	
								82	H	Fordham	4 12	
								92	N	McNeese St.	3 5	
								107	N	Iowa St.	0 2	
								113	A	Col. of Charleston	6 11	
								119	A	Houston	4 5	
								140	N	Winthrop	5 4	
								153	N	DePaul	9 2	
								170	A	Saint Joseph's	2 10	
								170	A	Saint Joseph's	5 14	
								170	A	Saint Joseph's	2 12	
								179	N	Appalachian St.	0 2	
								181	N	UNI	3 5	
								191	A	George Mason	1 7	
								191	A	George Mason	9 2	
								191	A	George Mason	0 5	
								197	H	George Washington	3 2	
								197	H	George Washington	4 0	
								197	H	George Washington	0 9	
								198	N	Stephen F. Austin	6 4	
								203	N	LIU Brooklyn	2 3	
								204	N	Canisius	1 2	
								209	N	Bowling Green	7 6	
								253	A	Yale	16 6	
LAST 10 GAMES												
				82	H	Fordham	0 6	197	H	George Washington	0 9	
				82	H	Fordham	4 12	253	A	Yale	16 6	
				82	H	Fordham	3 13	170	A	Saint Joseph's	2 12	
				197	H	George Washington	4 0	170	A	Saint Joseph's	2 10	
				197	H	George Washington	3 2	170	A	Saint Joseph's	5 14	

Non-Div. I Games:

Massachusetts

 Tie,  Loss,  Non-Conf, S Site, H Home, A Away, N Neutral Page 272



RPI	S	Opponent	Score	
252	N	Cornell	11	10
255	A	Lafayette	3	4
255	A	Lafayette	7	4
255	A	Lafayette	9	1
279	H	Iona	7	6
281	N	Quinnipiac	5	7
290	H	Saint Peter's	8	5

A  
r  
m  
y

A  
r  
m  
y

Army

Average RPI Win:	192	WON-LOST RECORD	WINNING PCT. RANK	LAST 10 GAMES	STRENGTH OF SCHEDULE	OPP. STRENGTH OF SCHEDULE	TEAM RPI	ADJ RPI	CONF. RPI	ADJ CONF. RPI	
DIV. I ONLY	12-25-0	.32432	230	2-8-0	194	202	231	.43423	230	16	16
DIV. I NON-CONF.	10-12-0	.45455	149	2-1-0	135	232	156	.48172	158	14	14
TOTALS	RPI 1-25	RPI 26-50	W-L RECORDS		RPI 51-100	RPI 101-150		RPI 150+			
12-25-0	0-1-0	0-0-0	OVERALL		0-7-0	3-7-0		9-10-0			
1-2-0	0-0-0	0-0-0	HOME		0-0-0	0-0-0		1-2-0			
3-13-0	0-1-0	0-0-0	AWAY		0-3-0	3-6-0		0-3-0			
8-10-0	0-0-0	0-0-0	NEUTRAL		0-4-0	0-1-0		8-5-0			
10-12-0	0-1-0	0-0-0	NON-CONFERENCE		0-3-0	3-4-0		7-4-0			
1-0-0	0-0-0	0-0-0	HOME		0-0-0	0-0-0		1-0-0			
3-4-0	0-1-0	0-0-	AWAY		0-0-0	3-3-0		0-0-0			
6-8-0	0-0-0	0-0-0	NEUTRAL		0-3-0	0-1-0		6-4-0			
2-13-0	0-0-0	0-0-0	CONFERENCE		0-4-0	0-3-0		2-6-0			
0-2-0	0-0-0	0-0-0	HOME		0-0-0	0-0-0		0-2-0			
0-9-0	0-0-0	0-0-0	AWAY		0-3-0	0-3-0		0-3-0			
2-2-0	0-0-0	0-0-0	NEUTRAL		0-1-0	0-0-0		2-1-0			
RPI S	Opponent	Score	RPI S	Opponent	Score	RPI S	Opponent	Score	RPI S	Opponent	Score
11 A	Arizona	2 6				53 N	San Jose St.	2 11	110 N	Jacksonville	0 5
						85 A	Drake	3 11	113 A	Col. of Charleston	3 2
						85 A	Drake	1 4	116 A	Missouri St.	1 6
						85 A	Drake	1 2	116 A	Missouri St.	0 6
						85 N	Drake	1 9	116 A	Missouri St.	5 8
						90 N	Dartmouth	0 5	117 A	Coastal Caro.	4 2
						100 N	Samford	4 5	117 A	Coastal Caro.	0 10
									138 A	Northern Ill.	6 5
									138 A	Northern Ill.	1 3
									148 A	Charleston So.	2 4
									152 N	Miami (OH)	3 4
									158 N	Loyola Marymount	11 1
									168 N	Liberty	1 2
									170 N	Saint Joseph's	0 7
									170 N	Saint Joseph's	9 5
									181 H	UNI	0 11
									181 H	UNI	1 2
									185 N	Butler	6 5
									187 A	Bradley	0 3
									187 A	Bradley	0 6
									187 A	Bradley	3 5
			LAST 10 GAMES						192 H	Ill.-Chicago	12 2
			116 A	Missouri St.	5 8	85 A	Drake	1 4	196 N	Wright St.	4 3
			116 A	Missouri St.	1 6	85 A	Drake	3 11	243 N	Evansville	16 5
			116 A	Missouri St.	0 6	85 A	Drake	1 2	243 N	Evansville	10 1
			138 A	Northern Ill.	1 3	192 H	Ill.-Chicago	12 2	243 N	Evansville	2 3
			138 A	Northern Ill.	6 5	187 A	Bradley	0 6	258 N	North Dakota	8 3

Non-Div. I Games:

Loyola Chicago

RPI	S	Opponent	Score	
265	N	Mt. St. Mary's	2	3
292	N	South Carolina St.	5	4

Loyola Chicago

L  
o  
y  
o  
l  
a  
C  
h  
i  
c  
a  
g  
o

L  
o  
y  
o  
l  
a  
C  
h  
i  
c  
a  
g  
o

Average RPI Win:	195	WON-LOST RECORD		WINNING PCT. RANK		LAST 10 GAMES		STRENGTH OF SCHEDULE		OPP. STRENGTH OF SCHEDULE		TEAM RPI		ADJ RPI		CONF. RPI		ADJ CONF. RPI
DIV. I ONLY		10-21-0		.32258	231	1-9-0		184		239		234		.43368	231	26		26
DIV. I NON-CONF.		10-15-0		.4	177	1-3-0		188		228		202		.45605	201	26		27
<hr/>																		
TOTALS		RPI 1-25		RPI 26-50		W-L RECORDS		RPI 51-100		RPI 101-150		RPI 150+						
10-21-0		0-1-0		1-1-0		OVERALL		1-1-0		0-7-0		8-11-0						
1-8-0		0-0-0		0-0-0		HOME		0-0-0		0-3-0		1-5-0						
0-2-0		0-0-0		0-0-0		AWAY		0-0-0		0-2-0		0-0-0						
9-11-0		0-1-0		1-1-0		NEUTRAL		1-1-0		0-2-0		7-6-0						
10-15-0		0-1-0		1-1-0		NON-CONFERENCE		1-1-0		0-4-0		8-8-0						
1-2-0		0-0-0		0-0-0		HOME		0-0-0		0-0-0		1-2-0						
0-2-0		0-0-0		0-0-		AWAY		0-0-0		0-2-0		0-0-0						
9-11-0		0-1-0		1-1-0		NEUTRAL		1-1-0		0-2-0		7-6-0						
0-6-0		0-0-0		0-0-0		CONFERENCE		0-0-0		0-3-0		0-3-0						
0-6-0		0-0-0		0-0-0		HOME		0-0-0		0-3-0		0-3-0						
0-0-0		0-0-0		0-0-0		AWAY		0-0-0		0-0-0		0-0-0						
0-0-0		0-0-0		0-0-0		NEUTRAL		0-0-0		0-0-0		0-0-0						
RPI	S	Opponent	Score	RPI	S	Opponent	Score	RPI	S	Opponent	Score	RPI	S	Opponent	Score			
16	N	Minnesota	0 8	40	N	Marshall	0 3	65	N	Texas St.	9 7	109	A	FIU	0 3			
				44	N	Chattanooga	9 5	78	N	Lehigh	5 6	109	A	FIU	1 9			
												125	N	UNCG	0 6			
												134	H	Maine	0 7			
												134	H	Maine	3 6			
												134	H	Maine	4 5			
												138	N	Northern Ill.	1 8			
												166	N	Middle Tenn.	3 2			
												168	N	Liberty	0 2			
												170	N	Saint Joseph's	3 5			
												172	N	UMKC	0 2			
												188	N	Colgate	7 11			
												189	N	South Dakota St.	1 9			
												211	N	Bethune-Cookman	6 2			
												225	H	Boston U.	6 7			
												229	N	Army	8 7			
												229	N	Army	13 8			
												234	N	Columbia	6 5			
												241	H	Bryant	1 5			
												241	H	Bryant	10 9			
												246	N	Eastern Mich.	0 3			
				LAST 10 GAMES								250	H	UMBC	3 13			
				134	H	Maine	3 6	250	H	UMBC	3 13	250	H	UMBC	1 5			
				134	H	Maine	0 7	250	H	UMBC	1 5	250	H	UMBC	2 10			
				134	H	Maine	4 5	241	H	Bryant	10 9	258	N	North Dakota	6 3			
				225	H	Boston U.	6 7	241	H	Bryant	1 5	270	N	Siena	7 1			
				250	H	UMBC	2 10	109	A	FIU	0 3							

**Non-Div. I Games:**

UMass Lowell

Average RPI Win: 229		WON-LOST	WINNING	LAST 10	STRENGTH OF		OPP. STRENGTH	TEAM	ADJ	CONF.	ADJ CONF.
Average RPI Loss: 160		RECORD	PCT. RANK	GAMES	SCHEDULE		OF SCHEDULE	RPI	RPI	RPI	RPI
DIV. I ONLY		8-16-0	.33333	223	5-5-0		149	268	229	.43257	232
DIV. I NON-CONF.		3-11-0	.21429	262	0-2-0		174	272	261	.40266	260
TOTALS		RPI 1-25	RPI 26-50		W-L RECORDS		RPI 51-100		RPI 101-150		RPI 150+
8-16-0	0-0-0	0-1-0		OVERALL		0-2-0		1-4-0		7-9-0	
2-2-0	0-0-0	0-0-0		HOME		0-0-0		1-1-0		1-1-0	
4-8-0	0-0-0	0-1-0		AWAY		0-0-0		0-2-0		4-5-0	
2-6-0	0-0-0	0-0-0		NEUTRAL		0-2-0		0-1-0		2-3-0	
3-11-0	0-0-0	0-1-0		NON-CONFERENCE		0-2-0		0-1-0		3-7-0	
0-0-0	0-0-0	0-0-0		HOME		0-0-0		0-0-0		0-0-0	
1-5-0	0-0-0	0-0-		AWAY		0-0-0		0-0-0		1-4-0	
2-6-0	0-0-0	0-0-0		NEUTRAL		0-2-0		0-1-0		2-3-0	
5-5-0	0-0-0	0-0-0		CONFERENCE		0-0-0		1-3-0		4-2-0	
2-2-0	0-0-0	0-0-0		HOME		0-0-0		1-1-0		1-1-0	
3-3-0	0-0-0	0-0-0		AWAY		0-0-0		0-2-0		3-1-0	
0-0-0	0-0-0	0-0-0		NEUTRAL		0-0-0		0-0-0		0-0-0	
RPI S	Opponent	Score		RPI S	Opponent	Score		RPI S	Opponent	Score	
				37 A	North Carolina	2	13	63 N	UC Riverside	4	6
								63 N	UC Riverside	0	3
								106 N	Charlotte	6	7
								112 H	Saint Francis (PA)	9	7
								112 H	Saint Francis (PA)	6	8
								120 A	Central Conn. St.	0	4
								120 A	Central Conn. St.	3	6
								158 A	Loyola Marymount	0	8
								194 N	Harvard	3	7
								194 N	Harvard	3	0
								203 H	LIU Brooklyn	2	13
								203 H	LIU Brooklyn	7	0
								221 N	Ohio	7	10
								224 N	Seattle	1	6
								229 A	Army	2	7
								234 A	Columbia	1	2
								234 A	Columbia	1	8
								241 A	Bryant	5	12
								241 A	Bryant	2	0
								249 A	Manhattan	8	4
								275 A	Wagner	2	1
								275 A	Wagner	2	1
								279 N	Iona	7	5
LAST 10 GAMES											
				112 H	Saint Francis (PA)	6	8	234 A	Columbia	1	2
				112 H	Saint Francis (PA)	9	7	203 H	LIU Brooklyn	7	0
				241 A	Bryant	2	0	203 H	LIU Brooklyn	2	13
				241 A	Bryant	5	12	275 A	Wagner	2	1
				234 A	Columbia	1	8	275 A	Wagner	2	1

Non-Div. I Games:

Fairleigh Dickinson

[illegible]

Non-Div. I Games:	Wis.-Parkside	2	10	Wis.-Parkside	12	4
-------------------	---------------	---	----	---------------	----	---

## Green Bay

Average RPI Win:	218	WON-LOST RECORD	WINNING PCT. RANK	LAST 10 GAMES	STRENGTH OF SCHEDULE	OPP. STRENGTH OF SCHEDULE	TEAM RPI	ADJ RPI	CONF. RPI	ADJ CONF. RPI		
DIV. I ONLY		11-21-0	.34375	219	5-5-0	203	245	233	.43139	234	28	27
DIV. I NON-CONF.		6-14-0	.3	224	3-1-0	162	247	225	.43428	225	27	26
<hr/>												
TOTALS	RPI 1-25	RPI 26-50		W-L RECORDS		RPI 51-100		RPI 101-150		RPI 150+		
11-21-0	0-0-0	0-1-0		OVERALL		1-4-0		0-6-0		10-10-0		
3-3-0	0-0-0	0-0-0		HOME		0-2-0		0-0-0		3-1-0		
6-11-0	0-0-0	0-0-0		AWAY		1-2-0		0-4-0		5-4-0		
2-7-0	0-0-0	0-1-0		NEUTRAL		0-0-0		0-2-0		2-4-0		
<hr/>												
6-14-0	0-0-0	0-1-0		NON-CONFERENCE		1-2-0		0-6-0		5-5-0		
2-0-0	0-0-0	0-0-0		HOME		0-0-0		0-0-0		2-0-0		
2-7-0	0-0-0	0-0-		AWAY		1-2-0		0-4-0		1-1-0		
2-7-0	0-0-0	0-1-0		NEUTRAL		0-0-0		0-2-0		2-4-0		
<hr/>												
5-7-0	0-0-0	0-0-0		CONFERENCE		0-2-0		0-0-0		5-5-0		
1-3-0	0-0-0	0-0-0		HOME		0-2-0		0-0-0		1-1-0		
4-4-0	0-0-0	0-0-0		AWAY		0-0-0		0-0-0		4-4-0		
0-0-0	0-0-0	0-0-0		NEUTRAL		0-0-0		0-0-0		0-0-0		
<hr/>												
RPI	S	Opponent	Score	RPI	S	Opponent	Score	RPI	S	Opponent	Score	
				35	N	Virginia Tech	0 8	59	A	Hawaii	3 4	
								59	A	Hawaii	1 5	
								59	A	Hawaii	7 6	
								90	H	Dartmouth	0 9	
								90	H	Dartmouth	0 8	
								109	N	FIU	0 7	
								129	A	San Diego	0 6	
								129	A	San Diego	2 4	
								129	A	San Diego	2 3	
								135	A	Stony Brook	0 8	
								147	N	St. Bonaventure	2 5	
								169	N	Western Ill.	2 3	
								169	N	Western Ill.	2 3	
								181	N	UNI	4 3	
								194	H	Harvard	2 3	
								194	H	Harvard	3 0	
								207	A	Princeton	0 2	
								207	A	Princeton	2 3	
								207	A	Princeton	0 3	
								207	A	Princeton	5 14	
								231	N	UMass Lowell	5 6	
								232	H	Fairleigh Dickinson	2 1	
								232	H	Fairleigh Dickinson	8 1	
								235	A	Brown	8 0	
								235	A	Brown	8 3	
								246	N	Eastern Mich.	0 6	
								249	A	Manhattan	3 1	
								249	A	Manhattan	1 5	
								253	A	Yale	4 0	
								253	A	Yale	8 4	
								270	N	Siena	14 6	
<hr/>												
LAST 10 GAMES												
				207	A	Princeton	2 3	232	H	Fairleigh Dickinson	2 1	
				207	A	Princeton	0 2	249	A	Manhattan	1 5	
				207	A	Princeton	0 3	249	A	Manhattan	3 1	
				207	A	Princeton	5 14	253	A	Yale	4 0	
				232	H	Fairleigh Dickinson	8 1	253	A	Yale	8 4	

Non-Div. I Games:

Columbia

Average RPI Win:	202	WON-LOST	WINNING	LAST 10	STRENGTH OF	OPP. STRENGTH	TEAM	ADJ	CONF.	ADJ CONF.	
Average RPI Loss:	205	RECORD	PCT. RANK	GAMES	SCHEDULE	OF SCHEDULE	RPI	RPI	RPI	RPI	
DIV. I ONLY		10-15-0	.4 188	4-6-0	226	266	235	.42988	235	28	27
DIV. I NON-CONF.		6-7-0	.46154 144	1-0-0	208	280	194	.45843	198	27	26
<hr/>											
TOTALS	RPI 1-25	RPI 26-50		W-L RECORDS		RPI 51-100		RPI 101-150		RPI 150+	
10-15-0	0-0-0	0-0-0		OVERALL		0-0-0		2-2-0		8-13-0	
3-5-0	0-0-0	0-0-0		HOME		0-0-0		0-0-0		3-5-0	
3-5-0	0-0-0	0-0-0		AWAY		0-0-0		0-0-0		3-5-0	
4-5-0	0-0-0	0-0-0		NEUTRAL		0-0-0		2-2-0		2-3-0	
6-7-0	0-0-0	0-0-0		NON-CONFERENCE		0-0-0		2-2-0		4-5-0	
0-0-0	0-0-0	0-0-0		HOME		0-0-0		0-0-0		0-0-0	
2-2-0	0-0-0	0-0-		AWAY		0-0-0		0-0-0		2-2-0	
4-5-0	0-0-0	0-0-0		NEUTRAL		0-0-0		2-2-0		2-3-0	
4-8-0	0-0-0	0-0-0		CONFERENCE		0-0-0		0-0-0		4-8-0	
3-5-0	0-0-0	0-0-0		HOME		0-0-0		0-0-0		3-5-0	
1-3-0	0-0-0	0-0-0		AWAY		0-0-0		0-0-0		1-3-0	
0-0-0	0-0-0	0-0-0		NEUTRAL		0-0-0		0-0-0		0-0-0	
RPI	S	Opponent	Score	RPI	S	Opponent	Score	RPI	S	Opponent	Score
								128	N	UC Santa Barbara	11 1
								128	N	UC Santa Barbara	2 10
								139	N	Bucknell	6 11
								139	N	Bucknell	10 6
								190	A	St. Mary's (CA)	0 1
								190	A	St. Mary's (CA)	3 2
								194	H	Harvard	4 2
								194	H	Harvard	8 10
								194	H	Harvard	1 3
								194	H	Harvard	1 9
								201	H	Penn	6 1
								201	H	Penn	6 5
								204	N	Canisius	2 6
								207	A	Princeton	0 1
								207	A	Princeton	0 1
								216	A	Santa Clara	0 6
								229	N	Army	2 4
								229	N	Army	7 3
								234	H	Columbia	0 8
								234	H	Columbia	3 8
								241	A	Bryant	2 0
								249	N	Manhattan	3 1
								249	N	Manhattan	0 8
								252	A	Cornell	10 2
								252	A	Cornell	3 4
				LAST 10 GAMES							
				194	H	Harvard	8 10	234	H	Columbia	3 8
				194	H	Harvard	4 2	234	H	Columbia	0 8
				194	H	Harvard	1 3	201	H	Penn	6 1
				194	H	Harvard	1 9	201	H	Penn	6 5
				241	A	Bryant	2 0	207	A	Princeton	0 1

Non-Div. I Games:

Brown



Average RPI Win: 274		WON-LOST	WINNING	LAST 10	STRENGTH OF		OPP. STRENGTH	TEAM	ADJ	CONF.	ADJ CONF.
Average RPI Loss: 131		RECORD	PCT. RANK	GAMES	SCHEDULE		OF SCHEDULE	RPI	RPI	RPI	RPI
DIV. I ONLY		15-15-0	.5	135	276		262	236	.42768	236	31
DIV. I NON-CONF.		4-13-0	.23529	257	227		168	257	.40667	257	31
TOTALS		RPI 1-25	RPI 26-50		W-L RECORDS		RPI 51-100		RPI 101-150		RPI 150+
15-15-0	0-2-0	0-2-0		OVERALL		0-4-0		0-2-0		15-5-0	
6-1-0	0-0-0	0-0-0		HOME		0-0-0		0-0-0		6-1-0	
5-11-0	0-2-0	0-2-0		AWAY		0-4-0		0-2-0		5-1-0	
4-3-0	0-0-0	0-0-0		NEUTRAL		0-0-0		0-0-0		4-3-0	
4-13-0	0-2-0	0-2-0		NON-CONFERENCE		0-4-0		0-2-0		4-3-0	
0-0-0	0-0-0	0-0-0		HOME		0-0-0		0-0-0		0-0-0	
0-10-0	0-2-0	0-0-		AWAY		0-4-0		0-2-0		0-0-0	
4-3-0	0-0-0	0-0-0		NEUTRAL		0-0-0		0-0-0		4-3-0	
11-2-0	0-0-0	0-0-0		CONFERENCE		0-0-0		0-0-0		11-2-0	
6-1-0	0-0-0	0-0-0		HOME		0-0-0		0-0-0		6-1-0	
5-1-0	0-0-0	0-0-0		AWAY		0-0-0		0-0-0		5-1-0	
0-0-0	0-0-0	0-0-0		NEUTRAL		0-0-0		0-0-0		0-0-0	
RPI S	Opponent	Score		RPI S	Opponent	Score		RPI S	Opponent	Score	
19 A	Georgia	0	8	43 A	Georgia St.	8	16	87 A	Mercer	2	7
19 A	Georgia	3	15	43 A	Georgia St.	5	14	87 A	Mercer	3	5
								91 A	Georgia Tech	7	15
								91 A	Georgia Tech	0	18
								110 A	Jacksonville	8	12
								110 A	Jacksonville	9	10
								205 N	Campbell	5	11
								245 A	Florida A&M	2	3
								245 A	Florida A&M	11	7
								245 A	Florida A&M	5	4
								254 N	Abilene Christian	11	8
								259 N	Mississippi Val.	2	3
								261 N	Jackson St.	1	4
								268 H	Howard	8	7
								268 H	Howard	12	4
								277 N	Alabama St.	8	5
								278 A	N.C. A&T	19	3
								278 A	N.C. A&T	7	6
								278 A	N.C. A&T	9	0
								280 H	N.C. Central	7	3
								280 H	N.C. Central	11	8
								280 H	N.C. Central	10	2
								289 N	Grambling	7	1
								291 N	Alabama A&M	7	3
								294 H	UMES	9	12
								294 H	UMES	12	2
LAST 10 GAMES				LAST 10 GAMES				LAST 10 GAMES			
278 A	N.C. A&T	9	0	280 H	N.C. Central	7	3	278 A	N.C. A&T	19	3
278 A	N.C. A&T	19	3	245 A	Florida A&M	5	4	278 A	N.C. A&T	7	6
278 A	N.C. A&T	7	6	245 A	Florida A&M	2	3	280 H	N.C. Central	11	8
280 H	N.C. Central	11	8	245 A	Florida A&M	11	7	280 H	N.C. Central	10	2
280 H	N.C. Central	10	2	87 A	Mercer	3	5				

Non-Div. I Games:

Savannah St.

Average RPI Win: 211		WON-LOST	WINNING	LAST 10	STRENGTH OF		OPP. STRENGTH	TEAM	ADJ	CONF.	ADJ CONF.
Average RPI Loss: 137		RECORD	PCT. RANK	GAMES	SCHEDULE		OF SCHEDULE	RPI	RPI	RPI	RPI
DIV. I ONLY		11-27-0	.28947	252	0-10-0		160	248	237	.42739	237
DIV. I NON-CONF.		8-13-0	.38095	185	0-2-0		212	279	219	.43851	220
TOTALS		RPI 1-25	RPI 26-50		W-L RECORDS		RPI 51-100		RPI 101-150		RPI 150+
11-27-0	0-0-0	0-2-0		OVERALL		1-7-0		2-8-0		8-10-0	
4-9-0	0-0-0	0-0-0		HOME		0-0-0		0-3-0		4-6-0	
6-16-0	0-0-0	0-2-0		AWAY		0-6-0		2-5-0		4-3-0	
1-2-0	0-0-0	0-0-0		NEUTRAL		1-1-0		0-0-0		0-1-0	
8-13-0	0-0-0	0-2-0		NON-CONFERENCE		1-4-0		1-1-0		6-6-0	
3-4-0	0-0-0	0-0-0		HOME		0-0-0		0-0-0		3-4-0	
4-7-0	0-0-0	0-0-		AWAY		0-3-0		1-1-0		3-1-0	
1-2-0	0-0-0	0-0-0		NEUTRAL		1-1-0		0-0-0		0-1-0	
3-14-0	0-0-0	0-0-0		CONFERENCE		0-3-0		1-7-0		2-4-0	
1-5-0	0-0-0	0-0-0		HOME		0-0-0		0-3-0		1-2-0	
2-9-0	0-0-0	0-0-0		AWAY		0-3-0		1-4-0		1-2-0	
0-0-0	0-0-0	0-0-0		NEUTRAL		0-0-0		0-0-0		0-0-0	
RPI S	Opponent	Score	RPI S	Opponent	Score	RPI S	Opponent	Score	RPI S	Opponent	Score
39 A	USC Upstate	0 4	39 A	USC Upstate	3 10	82 N	Fordham	7 5	106 A	Charlotte	4 3
						83 A	Furman	0 4	106 A	Charlotte	2 10
						86 A	Longwood	2 9	117 H	Coastal Caro.	1 8
						86 A	Longwood	1 9	117 H	Coastal Caro.	3 13
						86 A	Longwood	4 5	117 H	Coastal Caro.	0 11
						98 N	Murray St.	0 16	140 A	Winthrop	3 4
						100 A	Samford	0 9	140 A	Winthrop	1 3
						100 A	Samford	8 12	148 A	Charleston So.	6 0
									148 A	Charleston So.	1 4
									148 A	Charleston So.	6 9
									157 N	Nicholls St.	6 10
									168 H	Liberty	4 8
									168 H	Liberty	1 3
									168 H	Liberty	10 8
									176 A	Presbyterian	0 3
									176 A	Presbyterian	12 7
									176 A	Presbyterian	1 10
									200 H	East Tenn. St.	5 8
									200 H	East Tenn. St.	8 9
									218 H	Drexel	2 5
									218 H	Drexel	5 11
									218 H	Drexel	3 1
									278 A	N.C. A&T	2 6
									278 A	N.C. A&T	14 5
									280 H	N.C. Central	6 2
									280 H	N.C. Central	8 2
									292 A	South Carolina St.	4 3
LAST 10 GAMES			86 A	Longwood	2 9	117 H	Coastal Caro.	3 13	278 A	N.C. A&T	2 6
			86 A	Longwood	4 5	117 H	Coastal Caro.	1 8	278 A	N.C. A&T	14 5
			86 A	Longwood	1 9	117 H	Coastal Caro.	0 11	280 H	N.C. Central	6 2
			39 A	USC Upstate	0 4	140 A	Winthrop	1 3	280 H	N.C. Central	8 2
			39 A	USC Upstate	3 10	140 A	Winthrop	3 4	292 A	South Carolina St.	4 3

Non-Div. I Games:

Gardner-Webb

RPI	S	Opponent	Score	
292	A	South Carolina St.	6	0

Gardner-Webb

G  
a  
r  
d  
n  
e  
r  
-  
W  
e  
b  
b

G  
a  
r  
d  
n  
e  
r  
-  
W  
e  
b  
b

Average RPI Win: 233		WON-LOST RECORD		WINNING PCT. RANK		LAST 10 GAMES		STRENGTH OF SCHEDULE		OPP. STRENGTH OF SCHEDULE		TEAM RPI		ADJ RPI		CONF. RPI		ADJ CONF. RPI	
DIV. I ONLY		8-17-0		.32 234		4-6-0		195		267		239		.42607 238		30		30	
DIV. I NON-CONF.		3-12-0		.2 267		0-2-0		58		178		211		.44571 210		30		30	
TOTALS		RPI 1-25		RPI 26-50		W-L RECORDS		RPI 51-100		RPI 101-150		RPI 150+							
8-17-0		0-2-0		0-0-0		OVERALL		1-1-0		0-4-0		7-10-0							
4-3-0		0-0-0		0-0-0		HOME		0-0-0		0-0-0		4-3-0							
3-9-0		0-0-0		0-0-0		AWAY		1-1-0		0-3-0		2-3-0							
1-5-0		0-1-0		0-0-0		NEUTRAL		0-0-0		0-0-0		1-4-0							
3-12-0		0-2-0		0-0-0		NON-CONFERENCE		1-1-0		0-4-0		2-5-0							
1-2-0		0-0-0		0-0-0		HOME		0-0-0		0-0-0		1-2-0							
2-6-0		0-1-0		0-0-		AWAY		1-1-0		0-4-0		1-0-0							
0-4-0		0-1-0		0-0-0		NEUTRAL		0-0-0		0-0-0		0-3-0							
5-5-0		0-0-0		0-0-0		CONFERENCE		0-0-0		0-0-0		5-5-0							
3-1-0		0-0-0		0-0-0		HOME		0-0-0		0-0-0		3-1-0							
1-3-0		0-0-0		0-0-0		AWAY		0-0-0		0-0-0		1-3-0							
1-1-0		0-0-0		0-0-0		NEUTRAL		0-0-0		0-0-0		1-1-0							
RPI	S	Opponent		Score		RPI	S	Opponent		Score		RPI	S	Opponent		Score			
20	N	James Madison		0	8							101	A	North Florida		3	4		
21	A	UCF		3	8							84	A	Stetson		4	1		
												84	A	Stetson		2	10		
														101 A North Florida		1	9		
														110 A Jacksonville		2	7		
														110 A Jacksonville		1	4		
														151 H Delaware		5	9		
														185 N Butler		5	7		
														192 N Ill.-Chicago		3	4		
														205 A Campbell		13	4		
														207 H Princeton		4	2		
														218 H Drexel		3	4		
														219 N Morehead St.		2	6		
														249 A Manhattan		0	5		
														249 A Manhattan		0	5		
														256 N Fairfield		4	9		
														256 N Fairfield		3	2		
														274 A Rider		12	9		
														274 A Rider		1	3		
														279 H Iona		3	2		
														279 H Iona		4	8		
														281 H Quinnipiac		10	1		
														281 H Quinnipiac		6	5		
LAST 10 GAMES																			
249 A Manhattan						0	5	281 H Quinnipiac						6	5				
249 A Manhattan						0	5	281 H Quinnipiac						10	1				
279 H Iona						4	8	218 H Drexel						3	4				
279 H Iona						3	2	274 A Rider						12	9				
151 H Delaware						5	9	274 A Rider						1	3				

Non-Div. I Games:

Monmouth

Average RPI Win: 218		WON-LOST RECORD		WINNING PCT. RANK		LAST 10 GAMES		STRENGTH OF SCHEDULE		OPP. STRENGTH OF SCHEDULE		TEAM RPI		ADJ RPI		CONF. RPI		ADJ CONF. RPI	
DIV. I ONLY		7-28-0		.2 276		0-10-0		110		173		238		.42526 239		21		21	
DIV. I NON-CONF.		7-20-0		.25926 247		0-2-0		153		173		229		.43358 227		20		21	
TOTALS		RPI 1-25		RPI 26-50		W-L RECORDS		RPI 51-100		RPI 101-150		RPI 150+							
7-28-0		0-0-0		0-3-0		OVERALL		1-11-0		0-6-0		6-8-0							
0-2-0		0-0-0		0-0-0		HOME		0-0-0		0-0-0		0-2-0							
1-15-0		0-0-0		0-2-0		AWAY		1-6-0		0-4-0		0-3-0							
6-11-0		0-0-0		0-1-0		NEUTRAL		0-5-0		0-2-0		6-3-0							
7-20-0		0-0-0		0-3-0		NON-CONFERENCE		1-7-0		0-6-0		6-4-0							
0-0-0		0-0-0		0-0-0		HOME		0-0-0		0-0-0		0-0-0							
1-11-0		0-0-0		0-0-		AWAY		1-4-0		0-4-0		0-1-0							
6-9-0		0-0-0		0-1-0		NEUTRAL		0-3-0		0-2-0		6-3-0							
0-8-0		0-0-0		0-0-0		CONFERENCE		0-4-0		0-0-0		0-4-0							
0-2-0		0-0-0		0-0-0		HOME		0-0-0		0-0-0		0-2-0							
0-4-0		0-0-0		0-0-0		AWAY		0-2-0		0-0-0		0-2-0							
0-2-0		0-0-0		0-0-0		NEUTRAL		0-2-0		0-0-0		0-0-0							
RPI	S	Opponent		Score		RPI	S	Opponent		Score		RPI	S	Opponent		Score			
29	N	Western Ky.		0	8	52	N	Ohio St.		6	15	101	N	North Florida		5	6		
49	A	Cal St. Fullerton		0	8	57	A	CSUN		1	4	115	A	Cal Poly		0	8		
49	A	Cal St. Fullerton		4	8	57	A	CSUN		5	1	115	A	Cal Poly		2	4		
						58	A	Troy		0	11	121	A	Texas-Arlington		3	11		
						62	A	Kent St.		4	6	127	N	Colorado St.		0	8		
						62	A	Kent St.		3	7	129	A	San Diego		0	2		
						67	N	Kennesaw St.		4	9	152	A	Miami (OH)		0	6		
						67	N	Kennesaw St.		7	16	152	A	Miami (OH)		8	9		
						87	A	Mercer		8	9	158	A	Loyola Marymount		3	11		
						87	A	Mercer		1	8	163	H	Akron		0	1		
						97	N	Ball St.		4	12	163	H	Akron		0	9		
						97	N	Ball St.		6	7	194	N	Harvard		10	7		
												202	N	Sam Houston St.		0	5		
												202	N	Sam Houston St.		0	11		
												241	N	Bryant		2	1		
												243	N	Evansville		14	13		
												245	N	Florida A&M		6	1		
												272	N	Incarnate Word		10	7		
												277	N	Alabama St.		11	8		
												279	N	Iona		4	6		
LAST 10 GAMES						LAST 10 GAMES						LAST 10 GAMES							
163	H	Akron		0	9	152	A	Miami (OH)		8	9								
163	H	Akron		0	1	62	A	Kent St.		4	6								
97	N	Ball St.		6	7	62	A	Kent St.		3	7								
97	N	Ball St.		4	12	115	A	Cal Poly		0	8								
152	A	Miami (OH)		0	6	115	A	Cal Poly		2	4								

Non-Div. I Games:

Buffalo

[illegible]

**Non-Div. I Games:**

Youngstown St.

Average RPI Win: 230		WON-LOST RECORD		WINNING PCT. RANK		LAST 10 GAMES		STRENGTH OF SCHEDULE		OPP. STRENGTH OF SCHEDULE		TEAM RPI		ADJ RPI		CONF. RPI		ADJ CONF. RPI	
DIV. I ONLY		11-26-0		.2973 247		3-7-0		196		235		240		.42404 241		27		28	
DIV. I NON-CONF.		8-21-0		.27586 240		1-3-0		119		230		216		.44005 218		28		28	
TOTALS		RPI 1-25		RPI 26-50		W-L RECORDS		RPI 51-100		RPI 101-150		RPI 150+							
11-26-0		0-2-0		1-1-0		OVERALL		0-4-0		0-10-0		10-9-0							
1-4-0		0-0-0		0-0-0		HOME		0-0-0		0-0-0		1-4-0							
4-12-0		0-2-0		1-1-0		AWAY		0-3-0		0-3-0		3-3-0							
6-10-0		0-0-0		0-0-0		NEUTRAL		0-1-0		0-7-0		6-2-0							
8-21-0		0-2-0		1-1-0		NON-CONFERENCE		0-4-0		0-10-0		7-4-0							
0-1-0		0-0-0		0-0-0		HOME		0-0-0		0-0-0		0-1-0							
2-10-0		0-2-0		1-0-		AWAY		0-3-0		0-3-0		1-1-0							
6-10-0		0-0-0		0-0-0		NEUTRAL		0-1-0		0-7-0		6-2-0							
3-5-0		0-0-0		0-0-0		CONFERENCE		0-0-0		0-0-0		3-5-0							
1-3-0		0-0-0		0-0-0		HOME		0-0-0		0-0-0		1-3-0							
2-2-0		0-0-0		0-0-0		AWAY		0-0-0		0-0-0		2-2-0							
0-0-0		0-0-0		0-0-0		NEUTRAL		0-0-0		0-0-0		0-0-0							
RPI	S	Opponent		Score		RPI	S	Opponent		Score		RPI	S	Opponent		Score			
11	A	Arizona		5	6	39	A	USC Upstate		2	10	57	A	CSUN		3	5		
11	A	Arizona		1	18	39	A	USC Upstate		3	2	63	A	UC Riverside		3	7		
												63	A	UC Riverside		0	1		
												63	N	UC Riverside		2	7		
														111 N Boston College		6	7		
														115 A Cal Poly		1	2		
														121 N Texas-Arlington		5	15		
														125 N UNCG		2	12		
														127 N Colorado St.		1	7		
														127 N Colorado St.		1	8		
														129 A San Diego		0	1		
														129 N San Diego		0	11		
														133 N IUPUI		1	2		
														146 A Albany (NY)		0	6		
														164 N Sacramento St.		6	5		
														178 N UTEP		7	4		
														183 N Southern Utah		1	9		
														193 H Robert Morris		0	2		
														193 H Robert Morris		0	5		
														231 A UMass Lowell		5	1		
														231 A UMass Lowell		9	10		
														232 H Fairleigh Dickinson		12	5		
														232 H Fairleigh Dickinson		0	2		
														235 H Brown		0	2		
														239 N Buffalo		1	2		
														265 A Mt. St. Mary's		5	6		
														265 A Mt. St. Mary's		13	0		
														275 A Wagner		12	3		
														275 A Wagner		1	5		
														279 N Iona		9	1		
														279 N Iona		5	2		
LAST 10 GAMES																			

Non-Div. I Games:

Bryant

RPI	S	Opponent	Score	
294	N	UMES	11	1
294	N	UMES	19	6

Bryant

B  
r  
y  
a  
n  
t

B  
r  
y  
a  
n  
t



Average RPI Win: 219		WON-LOST RECORD		WINNING PCT. RANK		LAST 10 GAMES		STRENGTH OF SCHEDULE		OPP. STRENGTH OF SCHEDULE		TEAM RPI		ADJ RPI		CONF. RPI		ADJ CONF. RPI	
DIV. I ONLY		11-20-1		.35938 210		6-4-0		243		225		242		.42233 242		25		24	
DIV. I NON-CONF.		5-14-1		.275 241		0-1-0		115		217		213		.44524 211		24		24	
TOTALS		RPI 1-25		RPI 26-50		W-L RECORDS		RPI 51-100		RPI 101-150		RPI 150+							
11-20-1		0-1-0		0-1-0		OVERALL		1-0-0		0-6-0		10-12-1							
3-1-0		0-0-0		0-0-0		HOME		0-0-0		0-1-0		3-0-0							
3-12-0		0-1-0		0-0-0		AWAY		0-0-0		0-3-0		3-8-0							
5-7-1		0-0-0		0-1-0		NEUTRAL		1-0-0		0-2-0		4-4-1							
5-14-1		0-1-0		0-1-0		NON-CONFERENCE		1-0-0		0-6-0		4-6-1							
0-1-0		0-0-0		0-0-0		HOME		0-0-0		0-1-0		0-0-0							
0-6-0		0-1-0		0-0-		AWAY		0-0-0		0-3-0		0-2-0							
5-7-1		0-0-0		0-1-0		NEUTRAL		1-0-0		0-2-0		4-4-1							
6-6-0		0-0-0		0-0-0		CONFERENCE		0-0-0		0-0-0		6-6-0							
3-0-0		0-0-0		0-0-0		HOME		0-0-0		0-0-0		3-0-0							
3-6-0		0-0-0		0-0-0		AWAY		0-0-0		0-0-0		3-6-0							
0-0-0		0-0-0		0-0-0		NEUTRAL		0-0-0		0-0-0		0-0-0							
RPI	S	Opponent		Score		RPI	S	Opponent		Score		RPI	S	Opponent		Score			
22	A	Kansas		0 5		50	N	BYU		4 5		80	N	Tulsa		2 0			
												105	A	Grand Canyon		1	7		
												105	A	Grand Canyon		3	4		
												123	N	Saint Louis		10	11		
												123	N	Saint Louis		0	18		
												127	A	Colorado St.		0	6		
												127	H	Colorado St.		6	8		
												154	N	Southern Ill.		10	10		
												162	N	Creighton		11	3		
												162	N	Creighton		2	3		
												164	A	Sacramento St.		4	5		
												164	A	Sacramento St.		1	6		
												164	A	Sacramento St.		0	8		
												167	A	Omaha		2	4		
												167	A	Omaha		0	8		
												172	N	UMKC		9	12		
												172	N	UMKC		4	5		
												216	N	Santa Clara		5	0		
												216	N	Santa Clara		2	10		
												220	N	Nevada		2	1		
												220	N	Nevada		6	4		
						244	A	Montana		12	13								
						244	A	Montana		4	3								
						244	A	Montana		4	1								
						247	A	Portland St.		3	4								
						247	A	Portland St.		1	3								
						247	A	Portland St.		10	3								
						258	H	North Dakota		14	1								
						127	A	Colorado St.		0	6								
						258	H	North Dakota		14	1								

RPI	S	Opponent	Score	
258	H	North Dakota	16	4
258	H	North Dakota	7	1

Northern Colo.

N  
o  
r  
t  
h  
e  
r  
n  
C  
o  
l  
o  
.

N  
o  
r  
t  
h  
e  
r  
n  
C  
o  
l  
o  
.

Average RPI Win:		161	WON-LOST RECORD		WINNING PCT. RANK		LAST 10 GAMES		STRENGTH OF SCHEDULE		OPP. STRENGTH OF SCHEDULE		TEAM RPI		ADJ RPI		CONF. RPI		ADJ CONF. RPI	
DIV. I ONLY			9-33-0		.21429 275		2-8-0		158		134		245		.42231 243		16		16	
DIV. I NON-CONF.			8-19-0		.2963 226		2-0-0		121		130		203		.45466 203		14		14	
TOTALS		RPI 1-25		RPI 26-50		W-L RECORDS		RPI 51-100		RPI 101-150		RPI 150+								
9-33-0		0-1-0		1-2-0		OVERALL		1-12-0		3-7-0		4-11-0								
0-3-0		0-0-0		0-0-0		HOME		0-3-0		0-0-0		0-0-0								
3-17-0		0-1-0		0-1-0		AWAY		1-5-0		0-5-0		2-5-0								
6-13-0		0-0-0		1-1-0		NEUTRAL		0-4-0		3-2-0		2-6-0								
8-19-0		0-1-0		1-2-0		NON-CONFERENCE		1-6-0		3-4-0		3-6-0								
0-0-0		0-0-0		0-0-0		HOME		0-0-0		0-0-0		0-0-0								
3-8-0		0-1-0		0-0-		AWAY		1-2-0		0-2-0		2-2-0								
5-11-0		0-0-0		1-1-0		NEUTRAL		0-4-0		3-2-0		1-4-0								
1-14-0		0-0-0		0-0-0		CONFERENCE		0-6-0		0-3-0		1-5-0								
0-3-0		0-0-0		0-0-0		HOME		0-3-0		0-0-0		0-0-0								
0-9-0		0-0-0		0-0-0		AWAY		0-3-0		0-3-0		0-3-0								
1-2-0		0-0-0		0-0-0		NEUTRAL		0-0-0		0-0-0		1-2-0								
RPI	S	Opponent		Score		RPI	S	Opponent		Score		RPI	S	Opponent		Score				
3	A	Auburn		0 12		30	A	South Ala.		2 10		58	A	Troy		1 3				
						44	N	Chattanooga		3 5		67	N	Kennesaw St.		4 7				
						45	N	UAB		7 6		67	N	Kennesaw St.		0 6				
												67	N	Kennesaw St.		8 10				
												81	N	Lipscomb		2 7				
												85	A	Drake		5 6				
												85	A	Drake		0 8				
												85	A	Drake		2 5				
												87	A	Mercer		6 4				
												87	A	Mercer		1 7				
												99	H	Illinois St.		1 9				
												99	H	Illinois St.		5 14				
												99	H	Illinois St.		5 11				

**Non-Div. I Games:**

Evansville

Average RPI Win:		193	WON-LOST RECORD		WINNING PCT. RANK		LAST 10 GAMES		STRENGTH OF SCHEDULE		OPP. STRENGTH OF SCHEDULE		TEAM RPI		ADJ RPI		CONF. RPI		ADJ CONF. RPI				
DIV. I ONLY			9-28-0		.24324	269	4-6-0		181		163		243		.42078		244	25		24			
DIV. I NON-CONF.			4-21-0		.16	277	0-1-0		133		103		248		.41834		247	24		24			
TOTALS		RPI 1-25		RPI 26-50		W-L RECORDS		RPI 51-100		RPI 101-150		RPI 150+											
9-28-0		0-1-0		0-3-0		OVERALL		1-8-0		2-5-0		6-11-0											
5-4-0		0-0-0		0-0-0		HOME		1-2-0		0-0-0		4-2-0											
2-9-0		0-0-0		0-1-0		AWAY		0-1-0		2-3-0		0-4-0											
2-15-0		0-1-0		0-2-0		NEUTRAL		0-5-0		0-2-0		2-5-0											
4-21-0		0-1-0		0-3-0		NON-CONFERENCE		0-6-0		2-5-0		2-6-0											
0-0-0		0-0-0		0-0-0		HOME		0-0-0		0-0-0		0-0-0											
2-6-0		0-0-0		0-0-		AWAY		0-1-0		2-3-0		0-1-0											
2-15-0		0-1-0		0-2-0		NEUTRAL		0-5-0		0-2-0		2-5-0											
5-7-0		0-0-0		0-0-0		CONFERENCE		1-2-0		0-0-0		4-5-0											
5-4-0		0-0-0		0-0-0		HOME		1-2-0		0-0-0		4-2-0											
0-3-0		0-0-0		0-0-0		AWAY		0-0-0		0-0-0		0-3-0											
0-0-0		0-0-0		0-0-0		NEUTRAL		0-0-0		0-0-0		0-0-0											
RPI	S	Opponent		Score		RPI	S	Opponent		Score		RPI	S	Opponent		Score							
16	N	Minnesota		2	5	41	A	Fresno St.		1	5	54	N	Nebraska		4	13	115	N	Cal Poly		1	2
						47	N	North Dakota St.		3	10	56	A	New Mexico St.		0	8	127	N	Colorado St.		4	5
						47	N	North Dakota St.		6	8	62	N	Kent St.		2	8	129	A	San Diego		3	5
												62	N	Kent St.		1	6	129	A	San Diego		11	5
												77	H	Idaho St.		6	3	132	A	UC Davis		1	4
												77	H	Idaho St.		3	5	150	A	Pacific		6	7
												77	H	Idaho St.		4	5	150	A	Pacific		6	2
												79	N	UTSA		4	12	155	N	Bakersfield		0	4
												96	N	Texas Tech		5	8	164	A	Sacramento St.		8	9
																		164	A	Sacramento St.		1	9
																		164	A	Sacramento St.		1	9
																		171	N	Utah St.		5	3
																		171	N	Utah St.		3	5
																		189	N	South Dakota St.		3	10
																		190	N	St. Mary's (CA)		6	7
																		190	N	St. Mary's (CA)		5	4
																		217	N	Providence		0	3
																		227	A	Boise St.		3	4
																		242	H	Northern Colo.		1	4
																		242	H	Northern Colo.		3	4
																		242	H	Northern Colo.		13	12
																		258	H	North Dakota		13	1
																		258	H	North Dakota		8	4
																		258	H	North Dakota		4	3
LAST 10 GAMES																							
						242	H	Northern Colo.		13	12	258	H	North Dakota		13	1	258	H	North Dakota		8	4
						242	H	Northern Colo.		3	4	132	A	UC Davis		1	4	258	H	North Dakota		4	3
						242	H	Northern Colo.		1	4	164	A	Sacramento St.		1	9						
						258	H	North Dakota		4	3	164	A	Sacramento St.		1	9						
						258	H	North Dakota		8	4	164	A	Sacramento St.		8	9						

Non-Div. I Games:

Montana

[illegible]

**Non-Div. I Games:**

Florida A&M

RPI	S	Opponent	Score	
277	N	Alabama St.	1	10
278	A	N.C. A&T	12	0
278	A	N.C. A&T	6	1
278	A	N.C. A&T	1	9
285	N	Hartford	8	2

Florida A&M

F  
l  
o  
r  
i  
d  
a  
  
A  
&  
M

F  
l  
o  
r  
i  
d  
a  
  
A  
&  
M

Average RPI Win: 187		WON-LOST	WINNING	LAST 10	STRENGTH OF		OPP. STRENGTH	TEAM	ADJ	CONF.	ADJ CONF.
Average RPI Loss: 142		RECORD	PCT. RANK	GAMES	SCHEDULE		OF SCHEDULE	RPI	RPI	RPI	RPI
DIV. I ONLY		9-24-0	.27273	260	2-8-0		212	149	244	.41573	246
DIV. I NON-CONF.		8-18-0	.30769	218	1-2-0		216	122	227	.42942	233
TOTALS		RPI 1-25	RPI 26-50		W-L RECORDS		RPI 51-100		RPI 101-150		RPI 150+
9-24-0		0-5-0	1-2-0		OVERALL		1-0-0		0-3-0		7-14-0
0-4-0		0-0-0	0-0-0		HOME		0-0-0		0-0-0		0-4-0
3-11-0		0-5-0	0-0-0		AWAY		0-0-0		0-0-0		3-6-0
6-9-0		0-0-0	1-2-0		NEUTRAL		1-0-0		0-3-0		4-4-0
8-18-0		0-5-0	1-2-0		NON-CONFERENCE		1-0-0		0-3-0		6-8-0
0-2-0		0-0-0	0-0-0		HOME		0-0-0		0-0-0		0-2-0
2-7-0		0-5-0	0-0-		AWAY		0-0-0		0-0-0		2-2-0
6-9-0		0-0-0	1-2-0		NEUTRAL		1-0-0		0-3-0		4-4-0
1-6-0		0-0-0	0-0-0		CONFERENCE		0-0-0		0-0-0		1-6-0
0-2-0		0-0-0	0-0-0		HOME		0-0-0		0-0-0		0-2-0
1-4-0		0-0-0	0-0-0		AWAY		0-0-0		0-0-0		1-4-0
0-0-0		0-0-0	0-0-0		NEUTRAL		0-0-0		0-0-0		0-0-0
RPI S	Opponent	Score	RPI S	Opponent	Score	RPI S	Opponent	Score	RPI S	Opponent	Score
4 A	Michigan	1 11	43 N	Georgia St.	1 6	93 N	Penn St.	2 1	116 N	Missouri St.	0 4
18 A	Notre Dame	2 10	43 N	Georgia St.	3 9				116 N	Missouri St.	1 4
22 A	Kansas	2 13	43 N	Georgia St.	10 9				118 N	FGCU	0 9
25 A	Texas A&M	1 6							152 H	Miami (OH)	4 9
25 A	Texas A&M	0 8							152 H	Miami (OH)	7 9
									163 A	Akron	4 3
									165 N	Villanova	3 1
									172 N	UMKC	2 7
									172 N	UMKC	4 9
									173 A	Central Mich.	2 5
									173 A	Central Mich.	4 7
									193 N	Robert Morris	4 7
									200 A	East Tenn. St.	4 14
									200 A	East Tenn. St.	7 4
									221 A	Ohio	2 7
									221 A	Ohio	2 12
									231 N	UMass Lowell	3 0
									234 N	Columbia	6 0
									258 H	North Dakota	4 5
									258 H	North Dakota	5 6
									258 N	North Dakota	11 14
									270 N	Siena	5 4
									282 A	Detroit	7 8
									282 A	Detroit	11 8
			LAST 10 GAMES								
			173 A	Central Mich.	4 7	163 A	Akron	4 3			
			173 A	Central Mich.	2 5	18 A	Notre Dame	2 10			
			4 A	Michigan	1 11	152 H	Miami (OH)	4 9			
			221 A	Ohio	2 7	152 H	Miami (OH)	7 9			
			221 A	Ohio	2 12	282 A	Detroit	11 8			

Non-Div. I Games:

Eastern Mich.

Average RPI Win: Average RPI Loss:	211 122	WON-LOST RECORD	WINNING PCT. RANK	LAST 10 GAMES		STRENGTH OF SCHEDULE	OPP. STRENGTH OF SCHEDULE	TEAM RPI	ADJ RPI	CONF. RPI	ADJ CONF. RPI
DIV. I ONLY		10-30-0	.25    265	3-7-0		214	124	250	.41495    247	25	24
DIV. I NON-CONF.		7-21-0	.25    249	1-1-0		241	91	252	.41314    251	24	24
TOTALS	RPI 1-25		RPI 26-50	W-L RECORDS		RPI 51-100		RPI 101-150		RPI 150+	
10-30-0	0-2-0		0-3-0	OVERALL		0-11-0		0-2-0		10-12-0	
3-4-0	0-1-0		0-0-0	HOME		0-0-0		0-0-0		3-3-0	
1-10-0	0-0-0		0-1-0	AWAY		0-6-0		0-0-0		1-3-0	
6-16-0	0-1-0		0-2-0	NEUTRAL		0-5-0		0-2-0		6-6-0	
7-21-0	0-2-0		0-3-0	NON-CONFERENCE		0-5-0		0-2-0		7-9-0	
0-1-0	0-1-0		0-0-0	HOME		0-0-0		0-0-0		0-0-0	
1-4-0	0-0-0		0-0-	AWAY		0-0-0		0-0-0		1-3-0	
6-16-0	0-1-0		0-2-0	NEUTRAL		0-5-0		0-2-0		6-6-0	
3-9-0	0-0-0		0-0-0	CONFERENCE		0-6-0		0-0-0		3-3-0	
3-3-0	0-0-0		0-0-0	HOME		0-0-0		0-0-0		3-3-0	
0-6-0	0-0-0		0-0-0	AWAY		0-6-0		0-0-0		0-0-0	
0-0-0	0-0-0		0-0-0	NEUTRAL		0-0-0		0-0-0		0-0-0	
RPI S Opponent Score		RPI S Opponent Score		RPI S Opponent Score		RPI S Opponent Score		RPI S Opponent Score			
10 N UCLA 1 10		41 N Fresno St. 1 6		53 N San Jose St. 5 8		111 N Boston College 0 3					
24 H Washington 0 9		48 A South Fla. 1 7		57 N CSUN 0 11		143 N Wisconsin 1 2					
		49 N Cal St. Fullerton 3 6		59 N Hawaii 0 11		165 N Villanova 2 3					
				77 A Idaho St. 0 8		177 N Utah Valley 10 0					
				77 A Idaho St. 0 8		177 N Utah Valley 5 8					
				77 A Idaho St. 1 9		178 N UTEP 7 5					
				82 N Fordham 0 8		178 N UTEP 5 8					
				87 N Mercer 4 14		183 H Southern Utah 4 5					
				88 A Weber St. 6 7		183 H Southern Utah 7 1					
				88 A Weber St. 0 4		183 H Southern Utah 3 5					
				88 A Weber St. 4 10		190 N St. Mary's (CA) 6 2					
						190 N St. Mary's (CA) 1 2					
						190 N St. Mary's (CA) 4 6					
						220 A Nevada 0 8					
						220 A Nevada 2 6					
						220 N Nevada 9 7					
						224 A Seattle 15 10					
						224 A Seattle 3 5					
						224 N Seattle 9 5					
						227 N Boise St. 3 9					
						227 N Boise St. 10 6					
						242 H Northern Colo. 4 3					
						242 H Northern Colo. 3 1					
						242 H Northern Colo. 3 10					
				LAST 10 GAMES							
				77 A Idaho St. 1 9		242 H Northern Colo. 4 3					
				77 A Idaho St. 0 8		224 A Seattle 3 5					
				77 A Idaho St. 0 8		224 A Seattle 15 10					
				242 H Northern Colo. 3 1		88 A Weber St. 6 7					
				242 H Northern Colo. 3 10		88 A Weber St. 0 4					

**Non-Div. I Games:**

Portland St.



Average RPI Win:		257	WON-LOST RECORD		WINNING PCT. RANK		LAST 10 GAMES		STRENGTH OF SCHEDULE		OPP. STRENGTH OF SCHEDULE		TEAM RPI		ADJ RPI		CONF. RPI		ADJ CONF. RPI	
DIV. I ONLY			14-18-0		.4375 173		8-2-0		270		260		246		.4138 248		31		31	
DIV. I NON-CONF.			6-16-0		.27273 242		0-0-0		222		237		254		.40718 254		31		31	
TOTALS		RPI 1-25		RPI 26-50		W-L RECORDS		RPI 51-100		RPI 101-150		RPI 150+								
14-18-0		0-2-0		0-1-0		OVERALL		0-2-0		1-4-0		13-9-0								
4-3-0		0-0-0		0-0-0		HOME		0-0-0		0-0-0		4-3-0								
5-4-0		0-0-0		0-1-0		AWAY		0-1-0		0-0-0		5-2-0								
5-11-0		0-2-0		0-0-0		NEUTRAL		0-1-0		1-4-0		4-4-0								
6-16-0		0-2-0		0-1-0		NON-CONFERENCE		0-2-0		1-4-0		5-7-0								
1-3-0		0-0-0		0-0-0		HOME		0-0-0		0-0-0		1-3-0								
0-2-0		0-0-0		0-0-		AWAY		0-1-0		0-0-0		0-0-0								
5-11-0		0-2-0		0-0-0		NEUTRAL		0-1-0		1-4-0		4-4-0								
8-2-0		0-0-0		0-0-0		CONFERENCE		0-0-0		0-0-0		8-2-0								
3-0-0		0-0-0		0-0-0		HOME		0-0-0		0-0-0		3-0-0								
5-2-0		0-0-0		0-0-0		AWAY		0-0-0		0-0-0		5-2-0								
0-0-0		0-0-0		0-0-0		NEUTRAL		0-0-0		0-0-0		0-0-0								
RPI	S	Opponent		Score		RPI	S	Opponent		Score		RPI	S	Opponent		Score				
1	N	Florida		0	17	48	A	South Fla.		5	7	71	A	Elon		3	4			
4	N	Michigan		2	9							99	N	Illinois St.		1	5			
												110	N	Jacksonville		1	9			
												110	N	Jacksonville		0	8			
												120	N	Central Conn. St.		5	10			
												120	N	Central Conn. St.		1	3			
												139	N	Bucknell		7	4			
												162	N	Creighton		2	8			
												168	H	Liberty		2	1			
												168	H	Liberty		2	6			
												170	N	Saint Joseph's		2	12			
												251	H	Marist		0	8			
												251	H	Marist		2	6			
												255	N	Lafayette		1	0			
												256	N	Fairfield		0	6			
												266	H	Delaware St.		11	1			
												266	H	Delaware St.		10	1			
												266	H	Delaware St.		9	0			
												268	A	Howard		1	8			
												268	A	Howard		10	0			
												268	A	Howard		2	0			
												278	A	N.C. A&T		6	4			
												278	A	N.C. A&T		7	2			
												286	A	Morgan St.		2	3			
												286	A	Morgan St.		10	4			
												287	N	Niagara		15	3			
												287	N	Niagara		6	3			
												290	N	Saint Peter's		1	3			
												290	N	Saint Peter's		6	1			

Non-Div. I Games:

Hampton

Average RPI Win:	264	WON-LOST RECORD	WINNING PCT. RANK	LAST 10 GAMES	STRENGTH OF SCHEDULE	OPP. STRENGTH OF SCHEDULE	TEAM RPI	ADJ RPI	CONF. RPI	ADJ CONF. RPI						
DIV. I ONLY	17-9-0	.65385	61	9-1-0	295	255	248	.41207	249	30	30					
DIV. I NON-CONF.	9-9-0	.5	127	1-1-0	295	238	270	.38071	270	30	30					
<hr/>																
TOTALS	RPI 1-25	RPI 26-50		W-L RECORDS		RPI 51-100		RPI 101-150		RPI 150+						
17-9-0	0-0-0	0-0-0		OVERALL		0-0-0		0-3-0		17-6-0						
13-2-0	0-0-0	0-0-0		HOME		0-0-0		0-0-0		13-2-0						
1-3-0	0-0-0	0-0-0		AWAY		0-0-0		0-0-0		1-3-0						
3-4-0	0-0-0	0-0-0		NEUTRAL		0-0-0		0-3-0		3-1-0						
<hr/>																
9-9-0	0-0-0	0-0-0		NON-CONFERENCE		0-0-0		0-3-0		9-6-0						
5-2-0	0-0-0	0-0-0		HOME		0-0-0		0-0-0		5-2-0						
1-3-0	0-0-0	0-0-		AWAY		0-0-0		0-0-0		1-3-0						
3-4-0	0-0-0	0-0-0		NEUTRAL		0-0-0		0-3-0		3-1-0						
<hr/>																
8-0-0	0-0-0	0-0-0		CONFERENCE		0-0-0		0-0-0		8-0-0						
8-0-0	0-0-0	0-0-0		HOME		0-0-0		0-0-0		8-0-0						
0-0-0	0-0-0	0-0-0		AWAY		0-0-0		0-0-0		0-0-0						
0-0-0	0-0-0	0-0-0		NEUTRAL		0-0-0		0-0-0		0-0-0						
<hr/>																
RPI	S	Opponent	Score	RPI	S	Opponent	Score	RPI	S	Opponent	Score					
								128	N	UC Santa Barbara	2	5				
								144	N	Binghamton	5	9				
								144	N	Binghamton	0	8				
								190	A	St. Mary's (CA)	5	6				
								216	A	Santa Clara	0	10				
								216	A	Santa Clara	2	0				
								232	H	Fairleigh Dickinson	4	8				
								234	H	Columbia	1	3				
								234	H	Columbia	5	1				
								235	N	Brown	8	0				
								235	N	Brown	1	3				
								238	H	Monmouth	5	0				
								238	H	Monmouth	5	0				
								265	H	Mt. St. Mary's	6	1				
								265	H	Mt. St. Mary's	15	6				
								265	H	Mt. St. Mary's	14	7				
								270	H	Siena	3	1				
								270	H	Siena	4	3				
								274	H	Rider	2	0				
								274	H	Rider	3	2				
								275	A	Wagner	4	5				
								LAST 10 GAMES				285	N	Hartford	15	8
												238	H	Monmouth	5	0
												238	H	Monmouth	5	0
												274	H	Rider	2	0
274	H	Rider	3	2												
234	H	Columbia	5	1												
234	H	Columbia	1	3												
290	H	Saint Peter's	18	1												
290	H	Saint Peter's	2	1												
270	H	Siena	4	3												
270	H	Siena	3	1												
285	N	Hartford	6	2												
286	H	Morgan St.	8	0												
290	H	Saint Peter's	2	1												
290	H	Saint Peter's	18	1												

Non-Div. I Games:

Manhattan

Average RPI Win:	252	WON-LOST RECORD	WINNING PCT. RANK	LAST 10 GAMES	STRENGTH OF SCHEDULE	OPP. STRENGTH OF SCHEDULE	TEAM RPI	ADJ RPI	CONF. RPI	ADJ CONF. RPI	
DIV. I ONLY		17-14-0	.54839 111	7-3-0	288	247	249	.41161 250	26	26	
DIV. I NON-CONF.		10-12-0	.45455 149	0-1-0	294	250	269	.38259 268	26	27	
<hr/>											
TOTALS	RPI 1-25	RPI 26-50		W-L RECORDS		RPI 51-100		RPI 101-150		RPI 150+	
17-14-0	0-0-0	0-0-0		OVERALL		0-1-0		1-4-0		16-9-0	
11-3-0	0-0-0	0-0-0		HOME		0-0-0		0-0-0		11-3-0	
4-5-0	0-0-0	0-0-0		AWAY		0-0-0		1-4-0		3-1-0	
2-6-0	0-0-0	0-0-0		NEUTRAL		0-1-0		0-0-0		2-5-0	
10-12-0	0-0-0	0-0-0		NON-CONFERENCE		0-1-0		0-2-0		10-9-0	
8-3-0	0-0-0	0-0-0		HOME		0-0-0		0-0-0		8-3-0	
0-3-0	0-0-0	0-0-		AWAY		0-0-0		0-2-0		0-1-0	
2-6-0	0-0-0	0-0-0		NEUTRAL		0-1-0		0-0-0		2-5-0	
7-2-0	0-0-0	0-0-0		CONFERENCE		0-0-0		1-2-0		6-0-0	
3-0-0	0-0-0	0-0-0		HOME		0-0-0		0-0-0		3-0-0	
4-2-0	0-0-0	0-0-0		AWAY		0-0-0		1-2-0		3-0-0	
0-0-0	0-0-0	0-0-0		NEUTRAL		0-0-0		0-0-0		0-0-0	
RPI S	Opponent	Score	RPI S	Opponent	Score	RPI S	Opponent	Score	RPI S	Opponent	Score
						52 N	Ohio St.	2 6	146 A	Albany (NY)	3 2
									146 A	Albany (NY)	0 1
									146 A	Albany (NY)	6 11
									148 A	Charleston So.	0 8
									148 A	Charleston So.	0 8
									154 N	Southern Ill.	3 4
									170 N	Saint Joseph's	2 13
									170 N	Saint Joseph's	4 8
									180 A	UNCW	2 4
									197 H	George Washington	3 6
									199 N	Georgetown	0 3
									200 N	East Tenn. St.	7 5
									219 N	Morehead St.	12 2
									231 A	UMass Lowell	13 3
									231 A	UMass Lowell	5 1
									231 A	UMass Lowell	10 2
									255 H	Lafayette	4 2
									255 H	Lafayette	0 1
									255 H	Lafayette	8 4
									265 H	Mt. St. Mary's	4 2
									265 H	Mt. St. Mary's	1 3
									268 N	Howard	4 5
									270 H	Siena	5 2
									273 H	Rhode Island	5 2
									273 H	Rhode Island	8 6
									285 H	Hartford	10 1
									285 H	Hartford	9 1
LAST 10 GAMES											
			146 A	Albany (NY)	0 1		231 A	UMass Lowell	5 1		
			146 A	Albany (NY)	6 11		197 H	George Washington	3 6		
			146 A	Albany (NY)	3 2		285 H	Hartford	10 1		
			231 A	UMass Lowell	10 2		285 H	Hartford	10 0		
			231 A	UMass Lowell	13 3		285 H	Hartford	9 1		

Non-Div. I Games:

UMBC

RPI	S	Opponent	Score	
285	H	Hartford	10	0
294	H	UMES	2	0
294	H	UMES	13	5

UMBC

U  
M  
B  
C

U  
M  
B  
C

Average RPI Win: 231		WON-LOST RECORD	WINNING PCT. RANK	LAST 10 GAMES	STRENGTH OF SCHEDULE	OPP. STRENGTH OF SCHEDULE	TEAM RPI	ADJ RPI		CONF. RPI	ADJ CONF. RPI						
Average RPI Loss: 194																	
DIV. I ONLY		14-18-0	.4375 173	5-5-0	281	259	252	.40571	251	30	30						
DIV. I NON-CONF.		10-14-0	.41667 172	1-1-0	279	252	244	.41707	248	30	30						
<hr/>																	
TOTALS		RPI 1-25		RPI 26-50		W-L RECORDS		RPI 51-100		RPI 101-150		RPI 150+					
14-18-0		0-0-0		0-0-0		OVERALL		1-1-0		0-4-0		13-13-0					
3-3-0		0-0-0		0-0-0		HOME		0-0-0		0-0-0		3-3-0					
7-6-0		0-0-0		0-0-0		AWAY		0-0-0		0-1-0		7-5-0					
4-9-0		0-0-0		0-0-0		NEUTRAL		1-1-0		0-3-0		3-5-0					
10-14-0		0-0-0		0-0-0		NON-CONFERENCE		1-1-0		0-4-0		9-9-0					
1-1-0		0-0-0		0-0-0		HOME		0-0-0		0-0-0		1-1-0					
5-4-0		0-0-0		0-0-		AWAY		0-0-0		0-1-0		5-3-0					
4-9-0		0-0-0		0-0-0		NEUTRAL		1-1-0		0-3-0		3-5-0					
4-4-0		0-0-0		0-0-0		CONFERENCE		0-0-0		0-0-0		4-4-0					
2-2-0		0-0-0		0-0-0		HOME		0-0-0		0-0-0		2-2-0					
2-2-0		0-0-0		0-0-0		AWAY		0-0-0		0-0-0		2-2-0					
0-0-0		0-0-0		0-0-0		NEUTRAL		0-0-0		0-0-0		0-0-0					
RPI	S	Opponent		Score		RPI	S	Opponent		Score		RPI	S	Opponent		Score	
						74	N	Arkansas		5	9	113	A	Col. of Charleston		0	8
						83	N	Furman		5	2	130	N	New Mexico		2	9
												142	N	Western Caro.		1	6
												143	N	Wisconsin		3	6
												151	N	Delaware		3	7
												165	H	Villanova		0	1
												165	H	Villanova		2	1
												180	A	UNCW		5	9
												180	A	UNCW		6	4
												197	N	George Washington		0	8
												204	A	Canisius		5	9
												204	A	Canisius		0	1
												205	N	Campbell		2	1
												210	A	Virginia		8	9
												210	A	Virginia		4	1
												210	N	Virginia		6	4
												223	N	Memphis		5	7
												248	A	Hampton		8	0
												248	A	Hampton		6	2
												266	N	Delaware St.		3	6
												266	N	Delaware St.		7	8
												270	H	Siena		0	3
												270	H	Siena		5	7
												274	H	Rider		5	1
												274	H	Rider		3	0
												278	N	N.C. A&T		5	2
												280	A	N.C. Central		9	4
<hr/>																	
				LAST 10 GAMES													
						204	A	Canisius		0	1	165	H	Villanova		0	1
						204	A	Canisius		5	9	270	H	Siena		5	7
						287	A	Niagara		12	0	270	H	Siena		0	3
						287	A	Niagara		14	3	274	H	Rider		3	0
						165	H	Villanova		2	1	274	H	Rider		5	1

Non-Div. I Games:

Marist

RPI	S	Opponent	Score	
280	A	N.C. Central	1	5
287	A	Niagara	14	3
287	A	Niagara	12	0

Marist

M  
a  
r  
i  
s  
t

M  
a  
r  
i  
s  
t

Average RPI Win: 238		WON-LOST	WINNING	LAST 10	STRENGTH OF		OPP. STRENGTH	TEAM	ADJ		CONF.	ADJ CONF.	
Average RPI Loss: 185		RECORD	PCT. RANK	GAMES	SCHEDULE		OF SCHEDULE	RPI	RPI		RPI	RPI	
DIV. I ONLY		9-18-0	.33333	223	2-8-0		240	269	254	.40534	252	28	27
DIV. I NON-CONF.		6-9-0	.4	177	1-1-0		263	289	243	.42047	245	27	26
TOTALS		RPI 1-25	RPI 26-50		W-L RECORDS		RPI 51-100		RPI 101-150		RPI 150+		
9-18-0	0-0-0	0-0-0		OVERALL		0-2-0		0-3-0		9-13-0			
3-5-0	0-0-0	0-0-0		HOME		0-0-0		0-0-0		3-5-0			
5-7-0	0-0-0	0-0-0		AWAY		0-1-0		0-0-0		5-4-0			
1-6-0	0-0-0	0-0-0		NEUTRAL		0-0-0		0-3-0		1-3-0			
6-9-0	0-0-0	0-0-0		NON-CONFERENCE		0-0-0		0-3-0		6-6-0			
0-0-0	0-0-0	0-0-0		HOME		0-0-0		0-0-0		0-0-0			
5-3-0	0-0-0	0-0-		AWAY		0-0-0		0-0-0		5-3-0			
1-6-0	0-0-0	0-0-0		NEUTRAL		0-0-0		0-3-0		1-3-0			
3-9-0	0-0-0	0-0-0		CONFERENCE		0-2-0		0-0-0		3-7-0			
3-5-0	0-0-0	0-0-0		HOME		0-0-0		0-0-0		3-5-0			
0-4-0	0-0-0	0-0-0		AWAY		0-2-0		0-0-0		0-2-0			
0-0-0	0-0-0	0-0-0		NEUTRAL		0-0-0		0-0-0		0-0-0			
RPI	S	Opponent	Score	RPI	S	Opponent	Score	RPI	S	Opponent	Score		
						90 A Dartmouth	0 3			112 N Saint Francis (PA)	0 4		
						90 A Dartmouth	10 15			139 N Bucknell	4 7		
										139 N Bucknell	0 9		
										151 A Delaware	4 5		
										151 A Delaware	5 2		
										194 A Harvard	3 5		
										194 A Harvard	0 7		
										197 A George Washington	7 8		
										201 H Penn	6 2		
										201 H Penn	2 12		
										201 H Penn	4 8		
										201 H Penn	6 7		
										204 N Canisius	7 6		
										204 N Canisius	3 12		
										229 N Army	10 11		
										229 N Army	3 5		
										235 H Brown	2 10		
										235 H Brown	4 3		
										253 H Yale	4 11		
										253 H Yale	11 3		
										265 A Mt. St. Mary's	5 8		
										265 A Mt. St. Mary's	9 7		
										265 A Mt. St. Mary's	13 8		
										286 A Morgan St.	10 0		
										286 A Morgan St.	12 3		
LAST 10 GAMES			LAST 10 GAMES			LAST 10 GAMES			LAST 10 GAMES				
201 H Penn	6	2	90 A Dartmouth	10	15	201 H Penn	6	7	194 A Harvard	0	7		
201 H Penn	6	7	194 A Harvard	3	5	201 H Penn	2	12	194 A Harvard	3	5		
201 H Penn	4	8	197 A George Washington	7	8	201 H Penn	4	8	197 A George Washington	7	8		
90 A Dartmouth	0	3	265 A Mt. St. Mary's	13	8	90 A Dartmouth	0	3	265 A Mt. St. Mary's	13	8		

Non-Div. I Games:

Cornell

Average RPI Win: 228		WON-LOST RECORD	WINNING PCT. RANK	LAST 10 GAMES	STRENGTH OF SCHEDULE	OPP. STRENGTH OF SCHEDULE	TEAM RPI	ADJ RPI	CONF. RPI	ADJ CONF. RPI	
Average RPI Loss: 155											
DIV. I ONLY		7-16-0	.30435 243	3-7-0	246	216	255	.40533 253	28	27	
DIV. I NON-CONF.		5-8-0	.38462 183	2-0-0	269	229	239	.42489 239	27	26	
<hr/>											
TOTALS		RPI 1-25	RPI 26-50		W-L RECORDS		RPI 51-100		RPI 101-150		RPI 150+
7-16-0	0-0-0		0-1-0		OVERALL		0-4-0		1-4-0		6-7-0
1-8-0	0-0-0		0-0-0		HOME		0-4-0		0-0-0		1-4-0
4-3-0	0-0-0		0-1-0		AWAY		0-0-0		1-1-0		3-1-0
2-5-0	0-0-0		0-0-0		NEUTRAL		0-0-0		0-3-0		2-2-0
<hr/>											
5-8-0	0-0-0		0-1-0		NON-CONFERENCE		0-0-0		1-4-0		4-3-0
0-1-0	0-0-0		0-0-0		HOME		0-0-0		0-0-0		0-1-0
3-2-0	0-0-0		0-0-		AWAY		0-0-0		1-1-0		2-0-0
2-5-0	0-0-0		0-0-0		NEUTRAL		0-0-0		0-3-0		2-2-0
<hr/>											
2-8-0	0-0-0		0-0-0		CONFERENCE		0-4-0		0-0-0		2-4-0
1-7-0	0-0-0		0-0-0		HOME		0-4-0		0-0-0		1-3-0
1-1-0	0-0-0		0-0-0		AWAY		0-0-0		0-0-0		1-1-0
0-0-0	0-0-0		0-0-0		NEUTRAL		0-0-0		0-0-0		0-0-0
<hr/>											
RPI S	Opponent	Score	RPI S	Opponent	Score	RPI S	Opponent	Score	RPI S	Opponent	Score
			48 A	South Fla.	1 6	90 H	Dartmouth	1 5	120 A	Central Conn. St.	5 4
						90 H	Dartmouth	0 8	120 A	Central Conn. St.	0 8
						90 H	Dartmouth	0 7	122 N	Syracuse	1 5
						90 H	Dartmouth	2 16	134 N	Maine	0 8
									138 N	Northern Ill.	0 2
									173 N	Central Mich.	0 2
									201 H	Penn	2 1
									201 H	Penn	7 12
									206 N	Toledo	8 6
									228 H	Massachusetts	6 16
									233 N	Green Bay	1 3
									234 H	Columbia	4 8
									234 H	Columbia	0 4
									245 N	Florida A&M	5 4
									252 A	Cornell	3 11
									252 A	Cornell	11 4
									285 A	Hartford	5 1
									285 A	Hartford	6 4
<hr/>											
LAST 10 GAMES											
			90 H	Dartmouth	0 8	285 A	Hartford	5 1			
			90 H	Dartmouth	0 7	234 H	Columbia	0 4			
			90 H	Dartmouth	2 16	234 H	Columbia	4 8			
			90 H	Dartmouth	1 5	201 H	Penn	2 1			
			285 A	Hartford	6 4	201 H	Penn	7 12			

Non-Div. I Games:

Yale



Average RPI Win: 224		WON-LOST	WINNING	LAST 10	STRENGTH OF		OPP. STRENGTH	TEAM	ADJ	CONF.	ADJ CONF.
Average RPI Loss: 143		RECORD	PCT. RANK	GAMES	SCHEDULE		OF SCHEDULE	RPI	RPI	RPI	RPI
DIV. I ONLY		7-29-0	.19444	280	171		242	257	.40395	254	23
DIV. I NON-CONF.		4-14-0	.22222	261	100		253	233	.43173	230	23
TOTALS		RPI 1-25	RPI 26-50		W-L RECORDS		RPI 51-100		RPI 101-150		RPI 150+
7-29-0		0-1-0	0-2-0		OVERALL		1-5-0		1-7-0		5-14-0
4-11-0		0-0-0	0-0-0		HOME		1-2-0		0-4-0		3-5-0
2-8-0		0-0-0	0-1-0		AWAY		0-1-0		1-1-0		1-5-0
1-10-0		0-1-0	0-1-0		NEUTRAL		0-2-0		0-2-0		1-4-0
4-14-0		0-1-0	0-2-0		NON-CONFERENCE		0-3-0		1-4-0		3-4-0
2-1-0		0-0-0	0-0-0		HOME		0-0-0		0-1-0		2-0-0
1-3-0		0-0-0	0-0-		AWAY		0-1-0		1-1-0		0-0-0
1-10-0		0-1-0	0-1-0		NEUTRAL		0-2-0		0-2-0		1-4-0
3-15-0		0-0-0	0-0-0		CONFERENCE		1-2-0		0-3-0		2-10-0
2-10-0		0-0-0	0-0-0		HOME		1-2-0		0-3-0		1-5-0
1-5-0		0-0-0	0-0-0		AWAY		0-0-0		0-0-0		1-5-0
0-0-0		0-0-0	0-0-0		NEUTRAL		0-0-0		0-0-0		0-0-0
RPI S	Opponent	Score	RPI S	Opponent	Score	RPI S	Opponent	Score	RPI S	Opponent	Score
5 N	Oregon	0 8	27 A	Baylor	2 4	73 N	La.-Monroe	2 8	102 N	North Texas	2 3
			42 N	SIUE	0 8	76 A	Louisiana Tech	0 3	103 H	Central Ark.	4 5
						80 N	Tulsa	0 10	103 H	Central Ark.	4 6
						92 H	McNeese St.	8 2	103 H	Central Ark.	6 7
						92 H	McNeese St.	0 8	110 A	Jacksonville	1 9
						92 H	McNeese St.	6 13	116 N	Missouri St.	3 4
									121 A	Texas-Arlington	7 6
									121 H	Texas-Arlington	0 14
									174 A	Lamar	4 5
									174 A	Lamar	1 13
									174 A	Lamar	4 7
									186 N	Cleveland St.	11 14
									198 H	Stephen F. Austin	4 12
									198 H	Stephen F. Austin	7 14
									198 H	Stephen F. Austin	13 14
									205 N	Campbell	3 4
									205 N	Campbell	1 3
									208 H	Southeastern La.	5 8
									208 H	Southeastern La.	7 16
									208 H	Southeastern La.	12 7
									236 N	Savannah St.	8 11
									272 A	Incarnate Word	7 0
									272 A	Incarnate Word	2 10
									272 A	Incarnate Word	3 7
									288 N	Ark.-Pine Bluff	14 7
									295 H	Prairie View	8 0
									295 H	Prairie View	6 2
LAST 10 GAMES			LAST 10 GAMES			LAST 10 GAMES			LAST 10 GAMES		
			198 H	Stephen F. Austin	7 14	272 A	Incarnate Word	3 7			
			198 H	Stephen F. Austin	4 12	92 H	McNeese St.	6 13			
			198 H	Stephen F. Austin	13 14	92 H	McNeese St.	0 8			
			272 A	Incarnate Word	2 10	92 H	McNeese St.	8 2			
			272 A	Incarnate Word	7 0	121 H	Texas-Arlington	0 14			

Non-Div. I Games: Hardin-Simmons 9 5 Hardin-Simmons 9 1

Abilene Christian

Average RPI Win: 227		WON-LOST	WINNING	LAST 10	STRENGTH OF	OPP. STRENGTH	TEAM	ADJ	CONF.	ADJ CONF.					
Average RPI Loss: 149		RECORD	PCT. RANK	GAMES	SCHEDULE	OF SCHEDULE	RPI	RPI	RPI	RPI					
DIV. I ONLY		3-25-0	.10714	287	2-8-0	62	272	253	.40332	255	24	25			
DIV. I NON-CONF.		2-17-0	.10526	281	1-1-0	76	277	263	.39881	262	25	25			
<hr/>															
TOTALS		RPI 1-25		RPI 26-50		W-L RECORDS		RPI 51-100		RPI 101-150		RPI 150+			
3-25-0		0-0-0		0-2-0		OVERALL		0-8-0		0-3-0		3-12-0			
1-8-0		0-0-0		0-0-0		HOME		0-3-0		0-0-0		1-5-0			
2-9-0		0-0-0		0-0-0		AWAY		0-4-0		0-2-0		2-3-0			
0-8-0		0-0-0		0-2-0		NEUTRAL		0-1-0		0-1-0		0-4-0			
2-17-0		0-0-0		0-2-0		NON-CONFERENCE		0-5-0		0-3-0		2-7-0			
0-0-0		0-0-0		0-0-0		HOME		0-0-0		0-0-0		0-0-0			
2-9-0		0-0-0		0-0-		AWAY		0-4-0		0-2-0		2-3-0			
0-8-0		0-0-0		0-2-0		NEUTRAL		0-1-0		0-1-0		0-4-0			
1-8-0		0-0-0		0-0-0		CONFERENCE		0-3-0		0-0-0		1-5-0			
1-8-0		0-0-0		0-0-0		HOME		0-3-0		0-0-0		1-5-0			
0-0-0		0-0-0		0-0-0		AWAY		0-0-0		0-0-0		0-0-0			
0-0-0		0-0-0		0-0-0		NEUTRAL		0-0-0		0-0-0		0-0-0			
RPI	S	Opponent	Score	RPI	S	Opponent	Score	RPI	S	Opponent	Score				
				35	N	Virginia Tech	0 8	71	A	Elon	0 8	117	A	Coastal Caro.	0 8
				35	N	Virginia Tech	0 10	71	A	Elon	0 2	117	A	Coastal Caro.	2 13
								78	H	Lehigh	0 11	120	N	Central Conn. St.	0 2
								78	H	Lehigh	0 2	188	H	Colgate	0 11
								78	H	Lehigh	0 8	188	H	Colgate	5 14
								94	A	Maryland	1 9	188	H	Colgate	0 7
								94	A	Maryland	0 14	197	N	George Washington	4 5
								94	N	Maryland	2 8	197	N	George Washington	1 6
												201	A	Penn	9 5
												201	A	Penn	4 10
												229	H	Army	1 9
												229	H	Army	4 7
												229	H	Army	4 3
												248	N	Hampton	0 1
												250	A	UMBC	4 8
												250	A	UMBC	1 0
												250	A	UMBC	2 4
												273	N	Rhode Island	1 8
<hr/>															
LAST 10 GAMES															
				188	H	Colgate	5 14	229	H	Army	1 9				
				188	H	Colgate	0 11	201	A	Penn	9 5				
				188	H	Colgate	0 7	201	A	Penn	4 10				
				229	H	Army	4 3	78	H	Lehigh	0 2				
				229	H	Army	4 7	78	H	Lehigh	0 8				

Non-Div. I Games:

Lafayette

Average RPI Win: 267		WON-LOST RECORD		WINNING PCT. RANK		LAST 10 GAMES		STRENGTH OF SCHEDULE		OPP. STRENGTH OF SCHEDULE		TEAM RPI		ADJ RPI		CONF. RPI		ADJ CONF. RPI			
DIV. I ONLY		10-16-0		.38462 201		7-3-0		271		271		256		.40278 256		30		30			
DIV. I NON-CONF.		4-12-0		.25 249		3-3-0		178		268		251		.4143 250		30		30			
TOTALS		RPI 1-25		RPI 26-50		W-L RECORDS		RPI 51-100		RPI 101-150		RPI 150+									
10-16-0		0-2-0		0-0-0		OVERALL		0-0-0		0-2-0		10-12-0									
5-4-0		0-0-0		0-0-0		HOME		0-0-0		0-0-0		5-4-0									
3-5-0		0-1-0		0-0-0		AWAY		0-0-0		0-2-0		3-2-0									
2-7-0		0-1-0		0-0-0		NEUTRAL		0-0-0		0-0-0		2-6-0									
4-12-0		0-2-0		0-0-0		NON-CONFERENCE		0-0-0		0-2-0		4-8-0									
2-1-0		0-0-0		0-0-0		HOME		0-0-0		0-0-0		2-1-0									
1-5-0		0-1-0		0-0-		AWAY		0-0-0		0-2-0		1-2-0									
1-6-0		0-1-0		0-0-0		NEUTRAL		0-0-0		0-0-0		1-5-0									
6-4-0		0-0-0		0-0-0		CONFERENCE		0-0-0		0-0-0		6-4-0									
3-3-0		0-0-0		0-0-0		HOME		0-0-0		0-0-0		3-3-0									
2-0-0		0-0-0		0-0-0		AWAY		0-0-0		0-0-0		2-0-0									
1-1-0		0-0-0		0-0-0		NEUTRAL		0-0-0		0-0-0		1-1-0									
RPI	S	Opponent		Score		RPI	S	Opponent		Score		RPI	S	Opponent		Score					
20	N	James Madison		2	8							120	A	Central Conn. St.		2	7				
21	A	UCF		2	10							120	A	Central Conn. St.		3	4				
												162	N	Creighton		1	4				
												170	A	Saint Joseph's		7	8				
												182	N	South Dakota		6	7				
												185	N	Butler		3	4				
												192	N	Ill.-Chicago		0	9				
												204	H	Canisius		6	7				
												204	H	Canisius		1	4				
												205	A	Campbell		1	2				
												214	H	Sacred Heart		6	0				
												219	N	Morehead St.		4	5				
												238	N	Monmouth		2	3				
												238	N	Monmouth		9	4				
												248	N	Hampton		6	0				
												270	A	Siena		5	4				
												270	A	Siena		10	2				
												275	A	Wagner		6	3				
												285	H	Hartford		6	2				
												285	H	Hartford		3	5				
												287	H	Niagara		8	2				
						LAST 10 GAMES						287	H	Niagara		1	7				
						270 A Siena						10	2	275 A Wagner						6	3
						270 A Siena						5	4	285 H Hartford						6	2
						290 H Saint Peter's						11	0	285 H Hartford						3	5
						290 H Saint Peter's						4	3	120 A Central Conn. St.						3	4
						214 H Sacred Heart						6	0	120 A Central Conn. St.						2	7

Non-Div. I Games:

Fairfield

Average RPI Win:	200	WON-LOST	WINNING	LAST 10	STRENGTH OF	OPP. STRENGTH	TEAM	ADJ	CONF.	ADJ CONF.		
Average RPI Loss:	158	RECORD	PCT. RANK	GAMES	SCHEDULE	OF SCHEDULE	RPI	RPI	RPI	RPI		
DIV. I ONLY		9-27-0	.25	265	1-9-0	220	230	258	.40115	257	22	22
DIV. I NON-CONF.		5-15-0	.25	249	0-1-0	223	233	259	.40713	256	22	22
<hr/>												
TOTALS	RPI 1-25	RPI 26-50		W-L RECORDS		RPI 51-100		RPI 101-150		RPI 150+		
9-27-0	0-0-0	0-0-0		OVERALL		1-5-0		2-8-0		6-14-0		
4-11-0	0-0-0	0-0-0		HOME		1-1-0		0-3-0		3-7-0		
2-9-0	0-0-0	0-0-0		AWAY		0-1-0		1-3-0		1-5-0		
3-7-0	0-0-0	0-0-0		NEUTRAL		0-3-0		1-2-0		2-2-0		
<hr/>												
5-15-0	0-0-0	0-0-0		NON-CONFERENCE		0-4-0		1-4-0		4-7-0		
1-4-0	0-0-0	0-0-0		HOME		0-0-0		0-1-0		1-3-0		
1-4-0	0-0-0	0-0-		AWAY		0-1-0		0-1-0		1-2-0		
3-7-0	0-0-0	0-0-0		NEUTRAL		0-3-0		1-2-0		2-2-0		
<hr/>												
4-12-0	0-0-0	0-0-0		CONFERENCE		1-1-0		1-4-0		2-7-0		
3-7-0	0-0-0	0-0-0		HOME		1-1-0		0-2-0		2-4-0		
1-5-0	0-0-0	0-0-0		AWAY		0-0-0		1-2-0		0-3-0		
0-0-0	0-0-0	0-0-0		NEUTRAL		0-0-0		0-0-0		0-0-0		
<hr/>												
RPI	S	Opponent	Score	RPI	S	Opponent	Score	RPI	S	Opponent	Score	
						67 A Kennesaw St.	0 5	123 N Saint Louis		6	2	
						69 N Northwestern St.	0 9	133 H IUPUI		2	3	
						69 N Northwestern St.	3 10	136 H Eastern Ky.		1	4	
						83 N Furman	0 6	136 H Eastern Ky.		0	10	
						98 H Murray St.	7 3	137 A Tennessee Tech		8	9	
						98 H Murray St.	0 9	137 A Tennessee Tech		9	5	
								137 A Tennessee Tech		0	7	
								140 A Winthrop		8	10	
								142 N Western Caro.		5	6	
								142 N Western Caro.		1	4	
								159 H Indiana St.		3	6	
								166 H Middle Tenn.		5	6	
								172 H UMKC		7	4	
								182 H South Dakota		0	9	
								184 H UT Martin		3	9	
								184 H UT Martin		3	8	
								187 N Bradley		1	2	
								187 N Bradley		1	12	
								196 N Wright St.		8	7	
								215 H Southeast Mo. St.		2	4	
								215 H Southeast Mo. St.		3	4	
				LAST 10 GAMES				219 A Morehead St.		1	4	
				219 A Morehead St.	0	1	184 H UT Martin	3	9	219 A Morehead St.	2	4
				219 A Morehead St.	1	4	184 H UT Martin	3	8	219 A Morehead St.	0	1
				219 A Morehead St.	2	4	166 H Middle Tenn.	5	6	223 A Memphis	6	8
				215 H Southeast Mo. St.	2	4	137 A Tennessee Tech	8	9	223 A Memphis	1	9
				215 H Southeast Mo. St.	3	4	137 A Tennessee Tech	9	5	261 A Jackson St.	7	3

Non-Div. I Games:

Belmont

RPI	S	Opponent	Score	
262	H	Austin Peay	3	2
262	H	Austin Peay	8	4
291	N	Alabama A&M	13	11

Belmont

B  
e  
l  
m  
o  
n  
t

B  
e  
l  
m  
o  
n  
t

North Dakota

North Dakota

RPI	S	Opponent	Score	
246	A	Eastern Mich.	6	5
246	N	Eastern Mich.	14	11
270	N	Siena	6	3
282	N	Detroit	8	3

North Dakota

N  
o  
r  
t  
h  
D  
a  
k  
o  
t  
a

N  
o  
r  
t  
h  
D  
a  
k  
o  
t  
a

[illegible]

**Non-Div. I Games:**

Mississippi Val.





Average RPI Win:		259	WON-LOST RECORD		WINNING PCT. RANK	LAST 10 GAMES	STRENGTH OF SCHEDULE		OPP. STRENGTH OF SCHEDULE	TEAM RPI	ADJ RPI	CONF. RPI	ADJ CONF. RPI
Average RPI Loss:		141	9-28-0		.24324 269	0-10-0	218		244	259	.39392 260	22	22
DIV. I ONLY			7-14-0		.33333 203	0-1-0	265		264	255	.40326 258	22	22
DIV. I NON-CONF.													
TOTALS		RPI 1-25	RPI 26-50		W-L RECORDS		RPI 51-100		RPI 101-150		RPI 150+		
9-28-0		0-1-0	0-3-0		OVERALL		0-7-0		1-7-0		8-10-0		
4-9-0		0-0-0	0-0-0		HOME		0-2-0		1-2-0		3-5-0		
1-11-0		0-1-0	0-1-0		AWAY		0-5-0		0-3-0		1-1-0		
4-8-0		0-0-0	0-2-0		NEUTRAL		0-0-0		0-2-0		4-4-0		
7-14-0		0-1-0	0-3-0		NON-CONFERENCE		0-2-0		0-2-0		7-6-0		
2-3-0		0-0-0	0-0-0		HOME		0-2-0		0-0-0		2-1-0		
1-3-0		0-1-0	0-0-0		AWAY		0-0-0		0-0-0		1-1-0		
4-8-0		0-0-0	0-2-0		NEUTRAL		0-0-0		0-2-0		4-4-0		
2-14-0		0-0-0	0-0-0		CONFERENCE		0-5-0		1-5-0		1-4-0		
2-6-0		0-0-0	0-0-0		HOME		0-0-0		1-2-0		1-4-0		
0-8-0		0-0-0	0-0-0		AWAY		0-5-0		0-3-0		0-0-0		
0-0-0		0-0-0	0-0-0		NEUTRAL		0-0-0		0-0-0		0-0-0		
RPI S	Opponent	Score	RPI S	Opponent	Score	RPI S	Opponent	Score	RPI S	Opponent	Score		
2 A	LSU	0 10	30 N	South Ala.	3 6	81 H	Lipscomb	1 13	103 N	Central Ark.	0 7		
			33 A	South Carolina	0 8	81 H	Lipscomb	1 10	136 A	Eastern Ky.	3 11		
			40 N	Marshall	1 9	89 A	Jacksonville St.	0 10	136 A	Eastern Ky.	1 2		
						89 A	Jacksonville St.	1 6	136 A	Eastern Ky.	3 8		
						89 A	Jacksonville St.	0 4	137 H	Tennessee Tech	0 10		
						98 A	Murray St.	1 9	137 H	Tennessee Tech	6 1		
						98 A	Murray St.	1 10	137 H	Tennessee Tech	0 10		
									148 N	Charleston So.	0 7		
									166 A	Middle Tenn.	0 4		
									184 H	UT Martin	1 6		
									184 H	UT Martin	2 9		
									215 H	Southeast Mo. St.	2 7		
									223 N	Memphis	4 1		
									223 N	Memphis	1 5		
									259 N	Mississippi Val.	7 8		
									261 N	Jackson St.	9 10		
									262 H	Austin Peay	8 7		
									262 H	Austin Peay	13 14		
									271 H	Northern Ky.	4 10		
									271 H	Northern Ky.	8 4		
									272 N	Incarnate Word	2 3		
									277 N	Alabama St.	8 4		
									289 N	Grambling	12 6		
									291 A	Alabama A&M	13 11		
									291 H	Alabama A&M	6 4		
									291 N	Alabama A&M	11 10		
			LAST 10 GAMES										
			136 A	Eastern Ky.	1 2	184 H	UT Martin	2 9					
			136 A	Eastern Ky.	3 11	215 H	Southeast Mo. St.	2 7					
			136 A	Eastern Ky.	3 8	89 A	Jacksonville St.	1 6					
			166 A	Middle Tenn.	0 4	89 A	Jacksonville St.	0 10					
			184 H	UT Martin	1 6	89 A	Jacksonville St.	0 4					

Non-Div. I Games:

Tennessee St.

Average RPI Win:	255	WON-LOST RECORD	WINNING PCT. RANK	LAST 10 GAMES		STRENGTH OF SCHEDULE	OPP. STRENGTH OF SCHEDULE	TEAM RPI	ADJ RPI	CONF. RPI	ADJ CONF. RPI
DIV. I ONLY		17-20-0	.45946 164	6-2-0		282	278	251	.39335 261	32	32
DIV. I NON-CONF.		8-16-0	.33333 203	1-1-0		251	262	250	.3987 263	32	32
TOTALS	RPI 1-25		RPI 26-50	W-L RECORDS		RPI 51-100		RPI 101-150		RPI 150+	
17-20-0	0-0-0		0-2-0	OVERALL		0-3-0		1-2-0		16-13-0	
5-6-0	0-0-0		0-0-0	HOME		0-1-0		0-1-0		5-4-0	
4-3-0	0-0-0		0-0-0	AWAY		0-2-0		0-0-0		4-1-0	
8-11-0	0-0-0		0-2-0	NEUTRAL		0-0-0		1-1-0		7-8-0	
8-16-0	0-0-0		0-2-0	NON-CONFERENCE		0-3-0		1-2-0		7-9-0	
1-4-0	0-0-0		0-0-0	HOME		0-1-0		0-1-0		1-2-0	
1-3-0	0-0-0		0-0-	AWAY		0-2-0		0-0-0		1-1-0	
6-9-0	0-0-0		0-2-0	NEUTRAL		0-0-0		1-1-0		5-6-0	
9-4-0	0-0-0		0-0-0	CONFERENCE		0-0-0		0-0-0		9-4-0	
4-2-0	0-0-0		0-0-0	HOME		0-0-0		0-0-0		4-2-0	
3-0-0	0-0-0		0-0-0	AWAY		0-0-0		0-0-0		3-0-0	
2-2-0	0-0-0		0-0-0	NEUTRAL		0-0-0		0-0-0		2-2-0	
RPI S Opponent Score	RPI S Opponent Score	RPI S Opponent Score	RPI S Opponent Score	RPI S Opponent Score	RPI S Opponent Score	RPI S Opponent Score	RPI S Opponent Score	RPI S Opponent Score	RPI S Opponent Score	RPI S Opponent Score	RPI S Opponent Score
27 N Baylor 0 9	27 N Baylor 0 14	69 A Northwestern St. 2 12	69 A Northwestern St. 0 8	76 H Louisiana Tech 3 5	119 N Houston 4 3	123 H Saint Louis 8 9	136 N Eastern Ky. 0 1	157 N Nicholls St. 11 14	174 N Lamar 2 9	213 N Southern Miss. 4 7	213 N Southern Miss. 3 2
27 N Baylor 0 9	27 N Baylor 0 14	69 A Northwestern St. 2 12	69 A Northwestern St. 0 8	76 H Louisiana Tech 3 5	119 N Houston 4 3	123 H Saint Louis 8 9	136 N Eastern Ky. 0 1	157 N Nicholls St. 11 14	174 N Lamar 2 9	213 N Southern Miss. 4 7	213 N Southern Miss. 3 2
27 N Baylor 0 9	27 N Baylor 0 14	69 A Northwestern St. 2 12	69 A Northwestern St. 0 8	76 H Louisiana Tech 3 5	119 N Houston 4 3	123 H Saint Louis 8 9	136 N Eastern Ky. 0 1	157 N Nicholls St. 11 14	174 N Lamar 2 9	213 N Southern Miss. 4 7	213 N Southern Miss. 3 2
27 N Baylor 0 9	27 N Baylor 0 14	69 A Northwestern St. 2 12	69 A Northwestern St. 0 8	76 H Louisiana Tech 3 5	119 N Houston 4 3	123 H Saint Louis 8 9	136 N Eastern Ky. 0 1	157 N Nicholls St. 11 14	174 N Lamar 2 9	213 N Southern Miss. 4 7	213 N Southern Miss. 3 2
27 N Baylor 0 9	27 N Baylor 0 14	69 A Northwestern St. 2 12	69 A Northwestern St. 0 8	76 H Louisiana Tech 3 5	119 N Houston 4 3	123 H Saint Louis 8 9	136 N Eastern Ky. 0 1	157 N Nicholls St. 11 14	174 N Lamar 2 9	213 N Southern Miss. 4 7	213 N Southern Miss. 3 2
27 N Baylor 0 9	27 N Baylor 0 14	69 A Northwestern St. 2 12	69 A Northwestern St. 0 8	76 H Louisiana Tech 3 5	119 N Houston 4 3	123 H Saint Louis 8 9	136 N Eastern Ky. 0 1	157 N Nicholls St. 11 14	174 N Lamar 2 9	213 N Southern Miss. 4 7	213 N Southern Miss. 3 2
27 N Baylor 0 9	27 N Baylor 0 14	69 A Northwestern St. 2 12	69 A Northwestern St. 0 8	76 H Louisiana Tech 3 5	119 N Houston 4 3	123 H Saint Louis 8 9	136 N Eastern Ky. 0 1	157 N Nicholls St. 11 14	174 N Lamar 2 9	213 N Southern Miss. 4 7	213 N Southern Miss. 3 2
27 N Baylor 0 9	27 N Baylor 0 14	69 A Northwestern St. 2 12	69 A Northwestern St. 0 8	76 H Louisiana Tech 3 5	119 N Houston 4 3	123 H Saint Louis 8 9	136 N Eastern Ky. 0 1	157 N Nicholls St. 11 14	174 N Lamar 2 9	213 N Southern Miss. 4 7	213 N Southern Miss. 3 2
27 N Baylor 0 9	27 N Baylor 0 14	69 A Northwestern St. 2 12	69 A Northwestern St. 0 8	76 H Louisiana Tech 3 5	119 N Houston 4 3	123 H Saint Louis 8 9	136 N Eastern Ky. 0 1	157 N Nicholls St. 11 14	174 N Lamar 2 9	213 N Southern Miss. 4 7	213 N Southern Miss. 3 2
27 N Baylor 0 9	27 N Baylor 0 14	69 A Northwestern St. 2 12	69 A Northwestern St. 0 8	76 H Louisiana Tech 3 5	119 N Houston 4 3	123 H Saint Louis 8 9	136 N Eastern Ky. 0 1	157 N Nicholls St. 11 14	174 N Lamar 2 9	213 N Southern Miss. 4 7	213 N Southern Miss. 3 2
27 N Baylor 0 9	27 N Baylor 0 14	69 A Northwestern St. 2 12	69 A Northwestern St. 0 8	76 H Louisiana Tech 3 5	119 N Houston 4 3	123 H Saint Louis 8 9	136 N Eastern Ky. 0 1	157 N Nicholls St. 11 14	174 N Lamar 2 9	213 N Southern Miss. 4 7	213 N Southern Miss. 3 2
27 N Baylor 0 9	27 N Baylor 0 14	69 A Northwestern St. 2 12	69 A Northwestern St. 0 8	76 H Louisiana Tech 3 5	119 N Houston 4 3	123 H Saint Louis 8 9	136 N Eastern Ky. 0 1	157 N Nicholls St. 11 14	174 N Lamar 2 9	213 N Southern Miss. 4 7	213 N Southern Miss. 3 2
27 N Baylor 0 9	27 N Baylor 0 14	69 A Northwestern St. 2 12	69 A Northwestern St. 0 8	76 H Louisiana Tech 3 5	119 N Houston 4 3	123 H Saint Louis 8 9	136 N Eastern Ky. 0 1	157 N Nicholls St. 11 14	174 N Lamar 2 9	213 N Southern Miss. 4 7	213 N Southern Miss. 3 2

Tie,  Loss,  Non-Conf, S Site, H Home, A Away, N Neutral

**J a c k s o n s t .**

Jacksonson, S. T.

Jackson St.

[illegible]

**Non-Div. I Games:**

Austin Peay

[illegible]

**Non-Div. I Games:**

Houston Baptist

[illegible]

**Non-Div. I Games:**

Valparaiso

RPI	S	Opponent	Score	
277	N	Alabama St.	8	2
287	N	Niagara	4	2
290	N	Saint Peter's	10	5

Valparaiso

V  
a  
l  
p  
a  
r  
a  
i  
s  
o

V  
a  
l  
p  
a  
r  
a  
i  
s  
o

Average RPI Win:	257	WON-LOST RECORD	WINNING PCT. RANK	LAST 10 GAMES	STRENGTH OF SCHEDULE	OPP. STRENGTH OF SCHEDULE	TEAM RPI	ADJ RPI	CONF. RPI	ADJ CONF. RPI	
Average RPI Loss:	163										
DIV. I ONLY	6-24-0	.2	276	2-8-0	179	274	263	.38616	265	27	28
DIV. I NON-CONF.	5-17-0	.22727	258	1-1-0	244	292	268	.37848	271	28	28
<hr/>											
TOTALS	RPI 1-25	RPI 26-50		W-L RECORDS	RPI 51-100		RPI 101-150		RPI 150+		
6-24-0	0-0-0	0-1-0		OVERALL	0-3-0		0-8-0		6-12-0		
4-7-0	0-0-0	0-0-0		HOME	0-0-0		0-4-0		4-3-0		
1-13-0	0-0-0	0-1-0		AWAY	0-3-0		0-3-0		1-6-0		
1-4-0	0-0-0	0-0-0		NEUTRAL	0-0-0		0-1-0		1-3-0		
<hr/>											
5-17-0	0-0-0	0-1-0		NON-CONFERENCE	0-3-0		0-4-0		5-9-0		
3-2-0	0-0-0	0-0-0		HOME	0-0-0		0-0-0		3-2-0		
1-11-0	0-0-0	0-0-		AWAY	0-3-0		0-3-0		1-4-0		
1-4-0	0-0-0	0-0-0		NEUTRAL	0-0-0		0-1-0		1-3-0		
<hr/>											
1-7-0	0-0-0	0-0-0		CONFERENCE	0-0-0		0-4-0		1-3-0		
1-5-0	0-0-0	0-0-0		HOME	0-0-0		0-4-0		1-1-0		
0-2-0	0-0-0	0-0-0		AWAY	0-0-0		0-0-0		0-2-0		
0-0-0	0-0-0	0-0-0		NEUTRAL	0-0-0		0-0-0		0-0-0		
<hr/>											
RPI S	Opponent	Score	RPI S	Opponent	Score	RPI S	Opponent	Score	RPI S	Opponent	Score
			43 A	Georgia St.	4 10	91 A	Georgia Tech	2 12	112 H	Saint Francis (PA)	0 8
						91 A	Georgia Tech	0 2	112 H	Saint Francis (PA)	0 8
						91 A	Georgia Tech	0 10	117 A	Coastal Caro.	3 11
									117 A	Coastal Caro.	0 8
									117 A	Coastal Caro.	6 7
									120 H	Central Conn. St.	2 12
									120 H	Central Conn. St.	0 2
									135 N	Stony Brook	2 3
									170 N	Saint Joseph's	0 8
									170 N	Saint Joseph's	0 13
									176 N	Presbyterian	0 8
									193 A	Robert Morris	3 7
									193 A	Robert Morris	6 11
									230 N	Loyola Chicago	3 2
									241 H	Bryant	6 5
									241 H	Bryant	0 13
									249 A	Manhattan	7 14
									249 A	Manhattan	1 6
									249 A	Manhattan	6 15
									250 A	UMBC	2 4
									250 A	UMBC	3 1
			LAST 10 GAMES						252 H	Cornell	8 5
			120 H	Central Conn. St.	0 2	193 A	Robert Morris	3 7	252 H	Cornell	7 9
			120 H	Central Conn. St.	2 12	193 A	Robert Morris	6 11	252 H	Cornell	8 13
			112 H	Saint Francis (PA)	0 8	241 H	Bryant	0 13	283 H	Coppin St.	7 5
			112 H	Saint Francis (PA)	0 8	241 H	Bryant	6 5	283 H	Coppin St.	11 0
			252 H	Cornell	8 13	283 H	Coppin St.	11 0			

Non-Div. I Games:

Mt. St. Mary's



Average RPI Win: 247		WON-LOST	WINNING	LAST 10	STRENGTH OF		OPP. STRENGTH	TEAM	ADJ	CONF.	ADJ CONF.
Average RPI Loss: 182		RECORD	PCT. RANK	GAMES	SCHEDULE		OF SCHEDULE	RPI	RPI	RPI	RPI
DIV. I ONLY		9-21-0	.3	246	4-6-0		265	264	267	.38606	266
DIV. I NON-CONF.		5-16-0	.2381	256	1-2-0		214	244	258	.40769	253
TOTALS		RPI 1-25	RPI 26-50		W-L RECORDS		RPI 51-100		RPI 101-150		RPI 150+
9-21-0	0-0-0	0-1-0		OVERALL		0-3-0		0-1-0		9-16-0	
2-1-0	0-0-0	0-0-0		HOME		0-0-0		0-0-0		2-1-0	
4-13-0	0-0-0	0-0-0		AWAY		0-2-0		0-0-0		4-11-0	
3-7-0	0-0-0	0-1-0		NEUTRAL		0-1-0		0-1-0		3-4-0	
5-16-0	0-0-0	0-1-0		NON-CONFERENCE		0-3-0		0-1-0		5-11-0	
0-0-0	0-0-0	0-0-0		HOME		0-0-0		0-0-0		0-0-0	
2-9-0	0-0-0	0-0-		AWAY		0-2-0		0-0-0		2-7-0	
3-7-0	0-0-0	0-1-0		NEUTRAL		0-1-0		0-1-0		3-4-0	
4-5-0	0-0-0	0-0-0		CONFERENCE		0-0-0		0-0-0		4-5-0	
2-1-0	0-0-0	0-0-0		HOME		0-0-0		0-0-0		2-1-0	
2-4-0	0-0-0	0-0-0		AWAY		0-0-0		0-0-0		2-4-0	
0-0-0	0-0-0	0-0-0		NEUTRAL		0-0-0		0-0-0		0-0-0	
RPI S	Opponent	Score		RPI S	Opponent	Score		RPI S	Opponent	Score	
				33 N	South Carolina	0	17	66 A	Towson	1	9
								66 A	Towson	2	10
								86 N	Longwood	0	9
								112 N	Saint Francis (PA)	3	5
								151 A	Delaware	5	7
								160 A	East Carolina	0	10
								165 N	Villanova	2	0
								167 N	Omaha	1	5
								197 A	George Washington	3	4
								197 A	George Washington	0	5
								197 A	George Washington	1	2
								210 A	Virginia	7	8
								210 A	Virginia	15	3
								210 N	Virginia	1	14
								218 A	Drexel	9	10
								218 A	Drexel	4	3
								222 N	Oakland	0	12
								222 N	Oakland	4	5
								248 A	Hampton	0	9
								248 A	Hampton	1	10
								248 A	Hampton	1	11
								251 N	Marist	6	3
								251 N	Marist	8	7
								280 A	N.C. Central	11	12
								280 H	N.C. Central	16	8
								283 A	Coppin St.	20	4
								283 A	Coppin St.	14	5
								286 H	Morgan St.	3	8
								286 H	Morgan St.	4	1
LAST 10 GAMES				283 A	Coppin St.	20	4	286 H	Morgan St.	4	1
				283 A	Coppin St.	14	5	248 A	Hampton	1	10
				66 A	Towson	2	10	248 A	Hampton	0	9
				66 A	Towson	1	9	248 A	Hampton	1	11
				286 H	Morgan St.	3	8	218 A	Drexel	4	3

Non-Div. I Games:

Delaware St.

Average RPI Win: 273		WON-LOST RECORD		WINNING PCT. RANK		LAST 10 GAMES		STRENGTH OF SCHEDULE		OPP. STRENGTH OF SCHEDULE		TEAM RPI		ADJ RPI		CONF. RPI		ADJ CONF. RPI	
DIV. I ONLY		10-14-0		.41667 183		7-3-0		285		286		266		.38533 267		32		32	
DIV. I NON-CONF.		3-11-0		.21429 262		2-1-0		284		179		282		.36588 282		32		32	
TOTALS		RPI 1-25		RPI 26-50		W-L RECORDS		RPI 51-100		RPI 101-150		RPI 150+							
10-14-0		0-0-0		0-2-0		OVERALL		0-0-0		0-1-0		10-11-0							
4-0-0		0-0-0		0-0-0		HOME		0-0-0		0-0-0		4-0-0							
3-7-0		0-0-0		0-1-0		AWAY		0-0-0		0-0-0		3-4-0							
3-7-0		0-0-0		0-0-0		NEUTRAL		0-0-0		0-0-0		3-7-0							
3-11-0		0-0-0		0-2-0		NON-CONFERENCE		0-0-0		0-1-0		3-8-0							
1-0-0		0-0-0		0-0-0		HOME		0-0-0		0-0-0		1-0-0							
2-5-0		0-0-0		0-0-		AWAY		0-0-0		0-1-0		2-2-0							
0-6-0		0-0-0		0-0-0		NEUTRAL		0-0-0		0-0-0		0-6-0							
7-3-0		0-0-0		0-0-0		CONFERENCE		0-0-0		0-0-0		7-3-0							
3-0-0		0-0-0		0-0-0		HOME		0-0-0		0-0-0		3-0-0							
1-2-0		0-0-0		0-0-0		AWAY		0-0-0		0-0-0		1-2-0							
3-1-0		0-0-0		0-0-0		NEUTRAL		0-0-0		0-0-0		3-1-0							
RPI	S	Opponent	Score	RPI	S	Opponent	Score	RPI	S	Opponent	Score	RPI	S	Opponent	Score				
				28	A	Texas	0 4			102	A	North Texas	6 10						
				28	A	Texas	3 5			174	N	Lamar	1 6						
										174	N	Lamar	1 13						
										175	N	Seton Hall	2 10						
										175	N	Seton Hall	2 12						
										198	A	Stephen F. Austin	3 15						
										198	H	Stephen F. Austin	6 4						
										227	N	Boise St.	1 6						
										227	N	Boise St.	1 9						
										261	N	Jackson St.	8 3						
										263	A	Houston Baptist	6 1						
										272	A	Incarnate Word	5 2						
										272	A	Incarnate Word	1 6						
										276	A	Southern U.	2 3						
										276	A	Southern U.	2 1						
										276	A	Southern U.	3 8						
										277	N	Alabama St.	5 2						
										291	N	Alabama A&M	7 10						
										293	N	Alcorn	10 2						
										295	H	Prairie View	9 0						
										295	H	Prairie View	7 3						
										295	H	Prairie View	6 2						
				LAST 10 GAMES															
				198	H	Stephen F. Austin	6 4	272	A	Incarnate Word	1 6								
				295	H	Prairie View	6 2	276	A	Southern U.	2 3								
				295	H	Prairie View	7 3	276	A	Southern U.	3 8								
				295	H	Prairie View	9 0	276	A	Southern U.	2 1								
				272	A	Incarnate Word	5 2	293	N	Alcorn	10 2								
Non-Div. I Games:		Huston-Tillotson		17	2	Huston-Tillotson		12	3	Houston-Victoria		16	7	Houston-Victoria		7	0	Texas Southern	

Average RPI Win: 245		WON-LOST RECORD	WINNING PCT. RANK		LAST 10 GAMES	STRENGTH OF SCHEDULE	OPP. STRENGTH OF SCHEDULE	TEAM RPI	ADJ RPI		CONF. RPI	ADJ CONF. RPI		
Average RPI Loss: 184														
DIV. I ONLY		9-23-0	.28125	257	5-5-0	257	279	273	.38471	268	31	31		
DIV. I NON-CONF.		3-15-0	.16667	276	0-0-0	93	225	245	.4242	240	31	31		
TOTALS		RPI 1-25	RPI 26-50		W-L RECORDS		RPI 51-100		RPI 101-150		RPI 150+			
9-23-0	0-2-0		0-0-0		OVERALL		1-1-0		0-3-0		8-17-0			
6-3-0	0-0-0		0-0-0		HOME		0-0-0		0-0-0		6-3-0			
1-13-0	0-0-0		0-0-0		AWAY		1-1-0		0-2-0		0-7-0			
2-7-0	0-2-0		0-0-0		NEUTRAL		0-0-0		0-1-0		2-4-0			
3-15-0	0-2-0		0-0-0		NON-CONFERENCE		1-1-0		0-3-0		2-9-0			
0-0-0	0-0-0		0-0-0		HOME		0-0-0		0-0-0		0-0-0			
1-8-0	0-0-0		0-0-		AWAY		1-1-0		0-2-0		0-5-0			
2-7-0	0-2-0		0-0-0		NEUTRAL		0-0-0		0-1-0		2-4-0			
6-8-0	0-0-0		0-0-0		CONFERENCE		0-0-0		0-0-0		6-8-0			
6-3-0	0-0-0		0-0-0		HOME		0-0-0		0-0-0		6-3-0			
0-5-0	0-0-0		0-0-0		AWAY		0-0-0		0-0-0		0-5-0			
0-0-0	0-0-0		0-0-0		NEUTRAL		0-0-0		0-0-0		0-0-0			
RPI	S	Opponent	Score		RPI	S	Opponent	Score		RPI	S	Opponent	Score	
24	N	Washington	1	10						63	A	UC Riverside	0	15
24	N	Washington	0	12						63	A	UC Riverside	4	2
										125	N	UNCG	1	11
										129	A	San Diego	2	15
										148	A	Charleston So.	0	8
										151	N	Delaware	6	13
										151	N	Delaware	6	11
										158	A	Loyola Marymount	7	10
										158	A	Loyola Marymount	0	10
										158	N	Loyola Marymount	2	12
										197	A	George Washington	3	9
										206	N	Toledo	8	10
										206	N	Toledo	8	1
										216	A	Santa Clara	4	12
										216	A	Santa Clara	1	10
										236	A	Savannah St.	7	8
										236	A	Savannah St.	4	12
										248	H	Hampton	8	1
										248	H	Hampton	0	10
										248	H	Hampton	0	2
										250	N	UMBC	5	4
										283	H	Coppin St.	15	2
										283	H	Coppin St.	10	2
										283	H	Coppin St.	7	6
										284	A	Norfolk St.	1	9
										284	A	Norfolk St.	2	7
										284	A	Norfolk St.	5	8
										294	H	UMES	2	0
										294	H	UMES	5	6
Non-Div. I Games:			Elizabeth City St.	13 1	Elizabeth City St.	11 2	Elizabeth City St.	20 3	Howard					

RPI	S	Opponent	Score
294	H	UMES	8 3

Howard

**I  
P  
F  
W**

IPFW

Average RPI Win: 278		WON-LOST RECORD		WINNING PCT. RANK		LAST 10 GAMES		STRENGTH OF SCHEDULE		OPP. STRENGTH OF SCHEDULE		TEAM RPI		ADJ RPI		CONF. RPI		ADJ CONF. RPI	
DIV. I ONLY		9-16-0		.36 209		5-5-0		278		284		268		.38107 270		30		30	
DIV. I NON-CONF.		5-12-0		.29412 228		2-1-0		282		282		273		.37535 275		30		30	
TOTALS		RPI 1-25		RPI 26-50		W-L RECORDS		RPI 51-100		RPI 101-150		RPI 150+							
9-16-0		0-1-0		0-0-0		OVERALL		0-1-0		0-3-0		9-11-0							
0-2-0		0-0-0		0-0-0		HOME		0-0-0		0-0-0		0-2-0							
7-5-0		0-0-0		0-0-0		AWAY		0-1-0		0-1-0		7-3-0							
2-9-0		0-1-0		0-0-0		NEUTRAL		0-0-0		0-2-0		2-6-0							
5-12-0		0-1-0		0-0-0		NON-CONFERENCE		0-1-0		0-3-0		5-7-0							
0-0-0		0-0-0		0-0-0		HOME		0-0-0		0-0-0		0-0-0							
3-3-0		0-0-0		0-0-		AWAY		0-1-0		0-1-0		3-1-0							
2-9-0		0-1-0		0-0-0		NEUTRAL		0-0-0		0-2-0		2-6-0							
4-4-0		0-0-0		0-0-0		CONFERENCE		0-0-0		0-0-0		4-4-0							
0-2-0		0-0-0		0-0-0		HOME		0-0-0		0-0-0		0-2-0							
4-2-0		0-0-0		0-0-0		AWAY		0-0-0		0-0-0		4-2-0							
0-0-0		0-0-0		0-0-0		NEUTRAL		0-0-0		0-0-0		0-0-0							
RPI S	Opponent	Score		RPI S	Opponent	Score		RPI S	Opponent	Score		RPI S	Opponent	Score					
22 N	Kansas	7	9					82 A	Fordham	2	15	101 A	North Florida	2	6				
												135 N	Stony Brook	0	2				
												135 N	Stony Brook	6	11				
												165 N	Villanova	1	5				
												182 N	South Dakota	7	8				
												231 N	UMass Lowell	1	7				
												234 N	Columbia	6	14				
												246 N	Eastern Mich.	4	5				
												249 A	Manhattan	1	3				
												249 A	Manhattan	3	4				
												250 A	UMBC	2	5				
												251 A	Marist	3	0				
												251 A	Marist	7	5				
												256 H	Fairfield	4	5				
												256 H	Fairfield	2	10				
												258 N	North Dakota	3	6				
												284 A	Norfolk St.	7	4				
												284 A	Norfolk St.	10	3				
												284 A	Norfolk St.	9	2				
												285 N	Hartford	8	6				
												285 N	Hartford	9	2				
												290 A	Saint Peter's	20	11				
												290 A	Saint Peter's	6	3				
				LAST 10 GAMES															
				256 H	Fairfield	2	10	285 N	Hartford	9	2								
				256 H	Fairfield	4	5	285 N	Hartford	8	6								
				82 A	Fordham	2	15	249 A	Manhattan	3	4								
				251 A	Marist	7	5	249 A	Manhattan	1	3								
				251 A	Marist	3	0	290 A	Saint Peter's	20	11								

Non-Div. I Games:

Siena

Average RPI Win: 239		WON-LOST	WINNING	LAST 10	STRENGTH OF	OPP. STRENGTH	TEAM	ADJ	CONF.	ADJ CONF.		
Average RPI Loss: 135		RECORD	PCT. RANK	GAMES	SCHEDULE	OF SCHEDULE	RPI	RPI	RPI	RPI		
DIV. I ONLY		5-26-0	.16129	282	1-9-0	217	190	269	.3808	271	12	13
DIV. I NON-CONF.		4-15-0	.21053	264	1-1-0	277	261	279	.36811	281	13	13
<hr/>												
TOTALS		RPI 1-25		RPI 26-50		W-L RECORDS		RPI 51-100		RPI 101-150		RPI 150+
5-26-0		0-1-0		0-0-0		OVERALL		0-7-0		1-10-0		4-8-0
1-9-0		0-0-0		0-0-0		HOME		0-6-0		0-0-0		1-3-0
4-9-0		0-0-0		0-0-0		AWAY		0-0-0		1-7-0		3-2-0
0-8-0		0-1-0		0-0-0		NEUTRAL		0-1-0		0-3-0		0-3-0
4-15-0		0-1-0		0-0-0		NON-CONFERENCE		0-1-0		0-5-0		4-8-0
1-3-0		0-0-0		0-0-0		HOME		0-0-0		0-0-0		1-3-0
3-4-0		0-0-0		0-0-		AWAY		0-0-0		0-2-0		3-2-0
0-8-0		0-1-0		0-0-0		NEUTRAL		0-1-0		0-3-0		0-3-0
1-11-0		0-0-0		0-0-0		CONFERENCE		0-6-0		1-5-0		0-0-0
0-6-0		0-0-0		0-0-0		HOME		0-6-0		0-0-0		0-0-0
1-5-0		0-0-0		0-0-0		AWAY		0-0-0		1-5-0		0-0-0
0-0-0		0-0-0		0-0-0		NEUTRAL		0-0-0		0-0-0		0-0-0
RPI	S	Opponent		Score		RPI	S	Opponent		Score		
12	N	Tennessee		2 15		67	H	Kennesaw St.		2 8		
						67	H	Kennesaw St.		7 13		
						67	H	Kennesaw St.		3 14		
						68	N	Dayton		1 3		
						81	H	Lipscomb		0 6		
						81	H	Lipscomb		0 6		
						81	H	Lipscomb		7 25		
						101	A	North Florida		1 3		
						101	A	North Florida		0 6		
						101	A	North Florida		10 11		
						118	A	FGCU		1 9		
						118	A	FGCU		2 0		
						118	A	FGCU		1 15		
						123	N	Saint Louis		0 8		
						137	A	Tennessee Tech		3 10		
						137	A	Tennessee Tech		0 9		
						137	N	Tennessee Tech		0 10		
						145	N	Eastern Ill.		5 6		
						185	H	Butler		3 11		
						185	H	Butler		8 13		
						186	N	Cleveland St.		3 11		
						186	N	Cleveland St.		2 10		
						221	N	Ohio		2 10		
						260	A	Tennessee St.		10 4		
						260	A	Tennessee St.		4 8		
						262	H	Austin Peay		5 0		
						262	H	Austin Peay		6 7		
						277	A	Alabama St.		2 8		
						277	A	Alabama St.		10 9		
						277	A	Alabama St.		8 6		
						LAST 10 GAMES						
						67	H	Kennesaw St.		3 14		
						67	H	Kennesaw St.		2 8		
						67	H	Kennesaw St.		7 13		
						101	A	North Florida		0 6		
						101	A	North Florida		1 3		
						101	A	North Florida		10 11		
						262	H	Austin Peay		6 7		
						262	H	Austin Peay		5 0		
						81	H	Lipscomb		7 25		
						81	H	Lipscomb		0 6		

Non-Div. I Games:

Northern Ky.

Average RPI Win:	256	WON-LOST RECORD	WINNING PCT. RANK	LAST 10 GAMES	STRENGTH OF SCHEDULE	OPP. STRENGTH OF SCHEDULE	TEAM RPI	ADJ RPI	CONF. RPI	ADJ CONF. RPI									
Average RPI Loss:	162																		
DIV. I ONLY	9-31-0	.225	274	5-5-0	244	258	272	.37886	272	23	23								
DIV. I NON-CONF.	6-13-0	.31579	215	2-2-0	270	275	264	.39868	264	23	23								
<hr/>																			
TOTALS	RPI 1-25	RPI 26-50		W-L RECORDS		RPI 51-100		RPI 101-150		RPI 150+									
9-31-0	0-0-0	0-0-0		OVERALL		0-7-0		0-7-0		9-17-0									
4-7-0	0-0-0	0-0-0		HOME		0-0-0		0-0-0		4-7-0									
2-14-0	0-0-0	0-0-0		AWAY		0-6-0		0-2-0		2-6-0									
3-10-0	0-0-0	0-0-0		NEUTRAL		0-1-0		0-5-0		3-4-0									
<hr/>																			
6-13-0	0-0-0	0-0-0		NON-CONFERENCE		0-4-0		0-5-0		6-4-0									
1-1-0	0-0-0	0-0-0		HOME		0-0-0		0-0-0		1-1-0									
2-5-0	0-0-0	0-0-		AWAY		0-3-0		0-2-0		2-0-0									
3-7-0	0-0-0	0-0-0		NEUTRAL		0-1-0		0-3-0		3-3-0									
<hr/>																			
3-18-0	0-0-0	0-0-0		CONFERENCE		0-3-0		0-2-0		3-13-0									
3-6-0	0-0-0	0-0-0		HOME		0-0-0		0-0-0		3-6-0									
0-9-0	0-0-0	0-0-0		AWAY		0-3-0		0-0-0		0-6-0									
0-3-0	0-0-0	0-0-0		NEUTRAL		0-0-0		0-2-0		0-1-0									
<hr/>																			
RPI S	Opponent	Score	RPI S	Opponent	Score	RPI S	Opponent	Score	RPI S	Opponent	Score								
						52 N	Ohio St.	1	13	103 N	Central Ark.	2	13						
						65 A	Texas St.	0	1	103 N	Central Ark.	0	9						
						69 A	Northwestern St.	0	15	107 N	Iowa St.	4	8						
						69 A	Northwestern St.	3	5	121 A	Texas-Arlington	4	13						
						69 A	Northwestern St.	0	8	121 A	Texas-Arlington	2	16						
						79 A	UTSA	1	13	145 N	Eastern Ill.	1	6						
						79 A	UTSA	6	7	145 N	Eastern Ill.	4	7						
										157 H	Nicholls St.	4	5						
										157 H	Nicholls St.	1	8						
										157 H	Nicholls St.	5	4						
										174 H	Lamar	3	4						
										174 H	Lamar	7	11						
										174 H	Lamar	3	6						
										202 N	Sam Houston St.	2	5						
										208 A	Southeastern La.	1	2						
										208 A	Southeastern La.	4	5						
										208 A	Southeastern La.	4	5						
										213 N	Southern Miss.	1	2						
										239 N	Buffalo	7	10						
										254 H	Abilene Christian	7	3						
										254 H	Abilene Christian	10	2						
									LAST 10 GAMES						254 H Abilene Christian			0	7
									157 H Nicholls St.			1	8	254 H Abilene Christian			10	2	
									157 H Nicholls St.			4	5	254 H Abilene Christian			0	7	
									157 H Nicholls St.			5	4	254 H Abilene Christian			7	3	
			295 A Prairie View			8	3	65 A Texas St.			0	1							
			295 A Prairie View			19	10	267 H Texas Southern			2	5							
									259 N Mississippi Val.			1	5						
									260 N Tennessee St.			3	2						
									261 N Jackson St.			7	5						
									261 N Jackson St.			6	3						
									263 A Houston Baptist			0	7						

Non-Div. I Games:

Incarnate Word



RPI	S	Opponent	Score	
263	A	Houston Baptist	1	3
263	A	Houston Baptist	0	4
267	H	Texas Southern	6	1
267	H	Texas Southern	2	5
295	A	Prairie View	19	10
295	A	Prairie View	8	3

Incarnate Word

I  
n  
c  
a  
r  
n  
a  
t  
e  
W  
o  
r  
d

I  
n  
c  
a  
r  
n  
a  
t  
e  
W  
o  
r  
d

Average RPI Win: 255		WON-LOST	WINNING	LAST 10	STRENGTH OF		OPP. STRENGTH	TEAM	ADJ		CONF.	ADJ CONF.		
Average RPI Loss: 143		RECORD	PCT. RANK	GAMES	SCHEDULE		OF SCHEDULE	RPI	RPI	RPI	RPI			
DIV. I ONLY		1-27-0	.03571	294	0-10-0		102	236	274	.3779	273	18	19	
DIV. I NON-CONF.		1-16-0	.05882	285	0-3-0		198	231	283	.36395	283	19	20	
TOTALS		RPI 1-25	RPI 26-50		W-L RECORDS		RPI 51-100		RPI 101-150		RPI 150+			
1-27-0		0-1-0	0-0-0		OVERALL		0-5-0		0-11-0		1-10-0			
0-4-0		0-0-0	0-0-0		HOME		0-0-0		0-4-0		0-0-0			
0-14-0		0-1-0	0-0-0		AWAY		0-4-0		0-3-0		0-6-0			
1-9-0		0-0-0	0-0-0		NEUTRAL		0-1-0		0-4-0		1-4-0			
1-16-0		0-1-0	0-0-0		NON-CONFERENCE		0-2-0		0-5-0		1-8-0			
0-1-0		0-0-0	0-0-0		HOME		0-0-0		0-1-0		0-0-0			
0-6-0		0-1-0	0-0-		AWAY		0-1-0		0-0-0		0-4-0			
1-9-0		0-0-0	0-0-0		NEUTRAL		0-1-0		0-4-0		1-4-0			
0-11-0		0-0-0	0-0-0		CONFERENCE		0-3-0		0-6-0		0-2-0			
0-3-0		0-0-0	0-0-0		HOME		0-0-0		0-3-0		0-0-0			
0-8-0		0-0-0	0-0-0		AWAY		0-3-0		0-3-0		0-2-0			
0-0-0		0-0-0	0-0-0		NEUTRAL		0-0-0		0-0-0		0-0-0			
RPI	S	Opponent	Score		RPI	S	Opponent	Score		RPI	S	Opponent	Score	
20	A	James Madison	0	8						114	N	St. John's (NY)	5	15
							68 A Dayton	0	8	118	N	FGCU	1	3
							68 A Dayton	0	10	123	H	Saint Louis	2	14
							84 A Stetson	0	9	123	H	Saint Louis	3	8
							94 N Maryland	3	18	123	H	Saint Louis	8	9
										126	H	UConn	0	8
										131	N	Ga. Southern	2	7
										141	A	La Salle	2	10
										141	A	La Salle	0	2
										141	A	La Salle	4	8
										149	N	Michigan St.	1	7
										163	N	Akron	0	5
										170	A	Saint Joseph's	6	14
										170	A	Saint Joseph's	3	9
										192	N	Ill.-Chicago	0	4
										194	A	Harvard	3	14
										194	A	Harvard	0	15
										219	N	Morehead St.	4	11
										222	N	Oakland	0	10
										250	A	UMBC	6	8
										250	A	UMBC	2	5
										255	N	Lafayette	8	1
LAST 10 GAMES														
					141 A La Salle	4	8	123 H Saint Louis	2	14				
					141 A La Salle	0	2	123 H Saint Louis	8	9				
					141 A La Salle	2	10	194 A Harvard	0	15				
					126 H UConn	0	8	194 A Harvard	3	14				
					123 H Saint Louis	3	8	68 A Dayton	0	10				

Non-Div. I Games:

Rhode Island

Average RPI Win: 277		WON-LOST	WINNING	LAST 10	STRENGTH OF	OPP. STRENGTH	TEAM	ADJ	CONF.	ADJ CONF.		
Average RPI Loss: 184		RECORD	PCT. RANK	GAMES	SCHEDULE	OF SCHEDULE	RPI	RPI	RPI	RPI		
DIV. I ONLY		8-22-0	.26667	261	2-8-0	254	280	275	.37716	274	30	30
DIV. I NON-CONF.		5-17-0	.22727	258	0-5-0	272	285	278	.37367	276	30	30
<hr/>												
TOTALS		RPI 1-25		RPI 26-50		W-L RECORDS		RPI 51-100		RPI 101-150		RPI 150+
8-22-0		0-0-0		0-0-0		OVERALL		0-3-0		0-3-0		8-16-0
3-4-0		0-0-0		0-0-0		HOME		0-0-0		0-0-0		3-4-0
0-9-0		0-0-0		0-0-0		AWAY		0-2-0		0-0-0		0-7-0
5-9-0		0-0-0		0-0-0		NEUTRAL		0-1-0		0-3-0		5-5-0
5-17-0		0-0-0		0-0-0		NON-CONFERENCE		0-3-0		0-3-0		5-11-0
0-3-0		0-0-0		0-0-0		HOME		0-0-0		0-0-0		0-3-0
0-5-0		0-0-0		0-0-		AWAY		0-2-0		0-0-0		0-3-0
5-9-0		0-0-0		0-0-0		NEUTRAL		0-1-0		0-3-0		5-5-0
3-5-0		0-0-0		0-0-0		CONFERENCE		0-0-0		0-0-0		3-5-0
3-1-0		0-0-0		0-0-0		HOME		0-0-0		0-0-0		3-1-0
0-4-0		0-0-0		0-0-0		AWAY		0-0-0		0-0-0		0-4-0
0-0-0		0-0-0		0-0-0		NEUTRAL		0-0-0		0-0-0		0-0-0
RPI	S	Opponent	Score	RPI	S	Opponent	Score	RPI	S	Opponent	Score	
								62	N	Kent St.	0	13
								71	A	Elon	2	4
								71	A	Elon	1	9

Non-Div. I Games:

Rider

Wagner				Through Games Of April 12, 2015											
Average RPI Win: 246		WON-LOST RECORD	WINNING PCT. RANK	LAST 10 GAMES	STRENGTH OF SCHEDULE	OPP. STRENGTH OF SCHEDULE	TEAM RPI	ADJ RPI	CONF. RPI	ADJ CONF. RPI					
Average RPI Loss: 181															
DIV. I ONLY		9-19-0	.32143	233	3-7-0	284	251	276	.37635	275	27	28			
DIV. I NON-CONF.		8-10-0	.44444	157	2-2-0	290	269	262	.403	259	28	28			
<hr/>															
TOTALS		RPI 1-25		RPI 26-50		W-L RECORDS		RPI 51-100		RPI 101-150		RPI 150+			
9-19-0		0-0-0		0-1-0		OVERALL		0-1-0		1-4-0		8-13-0			
4-6-0		0-0-0		0-0-0		HOME		0-0-0		0-2-0		4-4-0			
1-7-0		0-0-0		0-1-0		AWAY		0-0-0		0-1-0		1-3-0			
4-6-0		0-0-0		0-0-0		NEUTRAL		0-1-0		1-1-0		3-4-0			
8-10-0		0-0-0		0-1-0		NON-CONFERENCE		0-1-0		1-2-0		7-6-0			
3-1-0		0-0-0		0-0-0		HOME		0-0-0		0-0-0		3-1-0			
1-3-0		0-0-0		0-0-		AWAY		0-0-0		0-1-0		1-1-0			
4-6-0		0-0-0		0-0-0		NEUTRAL		0-1-0		1-1-0		3-4-0			
1-9-0		0-0-0		0-0-0		CONFERENCE		0-0-0		0-2-0		1-7-0			
1-5-0		0-0-0		0-0-0		HOME		0-0-0		0-2-0		1-3-0			
0-4-0		0-0-0		0-0-0		AWAY		0-0-0		0-0-0		0-4-0			
0-0-0		0-0-0		0-0-0		NEUTRAL		0-0-0		0-0-0		0-0-0			
RPI	S	Opponent	Score	RPI	S	Opponent	Score	RPI	S	Opponent	Score	RPI	S	Opponent	Score
				48	A	South Fla.	0 1	68	N	Dayton	0 7	101	N	North Florida	7 6
												120	H	Central Conn. St.	0 1
												120	H	Central Conn. St.	0 3
												134	N	Maine	2 10
												140	A	Winthrop	4 9
												163	N	Akron	1 5
												179	N	Appalachian St.	0 9
												199	N	Georgetown	2 0
												199	N	Georgetown	0 2
												201	N	Penn	1 2
												203	A	LIU Brooklyn	4 10
												203	A	LIU Brooklyn	4 5
												214	A	Sacred Heart	3 4
												214	A	Sacred Heart	1 2
												232	H	Fairleigh Dickinson	1 2
												232	H	Fairleigh Dickinson	1 2
												241	H	Bryant	5 1
												241	H	Bryant	3 12
												249	H	Manhattan	5 4
												256	H	Fairfield	3 6
												279	A	Iona	3 4
												279	A	Iona	5 1
												283	N	Coppin St.	9 3
												285	N	Hartford	9 7
												290	H	Saint Peter's	2 0
												290	H	Saint Peter's	8 3
				LAST 10 GAMES											
				214	A	Sacred Heart	3 4	279	A	Iona	3 4	283	N	Coppin St.	9 3
				214	A	Sacred Heart	1 2	256	H	Fairfield	3 6	285	N	Hartford	9 7
				120	H	Central Conn. St.	0 1	241	H	Bryant	5 1	290	H	Saint Peter's	2 0
				120	H	Central Conn. St.	0 3	241	H	Bryant	3 12	290	H	Saint Peter's	8 3
				279	A	Iona	5 1	290	H	Saint Peter's	8 3				

Non-Div. I Games:

Wagner

Average RPI Win:	279	WON-LOST RECORD	WINNING PCT. RANK	LAST 10 GAMES	STRENGTH OF SCHEDULE	OPP. STRENGTH OF SCHEDULE	TEAM RPI	ADJ RPI	CONF. RPI	ADJ CONF. RPI	
DIV. I ONLY	11-10-0	.52381	127	7-3-0	294	282	277	.37357	276	32	32
DIV. I NON-CONF.	2-6-0	.25	249	0-0-0	285	202	280	.36903	278	32	32
TOTALS	RPI 1-25	RPI 26-50	W-L RECORDS		RPI 51-100	RPI 101-150		RPI 150+			
11-10-0	0-0-0	0-0-0	OVERALL		0-2-0	0-0-0		11-8-0			
5-5-0	0-0-0	0-0-0	HOME		0-2-0	0-0-0		5-3-0			
3-1-0	0-0-0	0-0-0	AWAY		0-0-0	0-0-0		3-1-0			
3-4-0	0-0-0	0-0-0	NEUTRAL		0-0-0	0-0-0		3-4-0			
2-6-0	0-0-0	0-0-0	NON-CONFERENCE		0-2-0	0-0-0		2-4-0			
1-3-0	0-0-0	0-0-0	HOME		0-2-0	0-0-0		1-1-0			
0-1-0	0-0-0	0-0-	AWAY		0-0-0	0-0-0		0-1-0			
1-2-0	0-0-0	0-0-0	NEUTRAL		0-0-0	0-0-0		1-2-0			
9-4-0	0-0-0	0-0-0	CONFERENCE		0-0-0	0-0-0		9-4-0			
4-2-0	0-0-0	0-0-0	HOME		0-0-0	0-0-0		4-2-0			
3-0-0	0-0-0	0-0-0	AWAY		0-0-0	0-0-0		3-0-0			
2-2-0	0-0-0	0-0-0	NEUTRAL		0-0-0	0-0-0		2-2-0			
RPI S	Opponent	Score	RPI S	Opponent	Score	RPI S	Opponent	Score	RPI S	Opponent	Score
						76 H	Louisiana Tech	0 7	157 A	Nicholls St.	2 11
						76 H	Louisiana Tech	0 8	157 N	Nicholls St.	0 15
									226 H	Holy Cross	2 7
									226 H	Holy Cross	5 3
									259 N	Mississippi Val.	2 7
									267 H	Texas Southern	3 2
									267 H	Texas Southern	8 3
									267 H	Texas Southern	1 2
									277 N	Alabama St.	2 5
									282 N	Detroit	2 1
									282 N	Detroit	0 4
									288 A	Ark.-Pine Bluff	5 3
									288 A	Ark.-Pine Bluff	4 0
									288 A	Ark.-Pine Bluff	10 5
									289 H	Grambling	10 3
									289 H	Grambling	2 1
									289 H	Grambling	0 1
									291 N	Alabama A&M	8 7
									293 N	Alcorn	10 6
			LAST 10 GAMES								
			288 A	Ark.-Pine Bluff	4 0	289 H	Grambling	0 1			
			288 A	Ark.-Pine Bluff	5 3	267 H	Texas Southern	3 2			
			288 A	Ark.-Pine Bluff	10 5	267 H	Texas Southern	8 3			
			289 H	Grambling	10 3	267 H	Texas Southern	1 2			
			289 H	Grambling	2 1	277 N	Alabama St.	2 5			

Non-Div. I Games: Langston 8 9 Langston 6 2

Southern U.

Average RPI Win: 264		WON-LOST	WINNING	LAST 10	STRENGTH OF		OPP. STRENGTH	TEAM	ADJ		CONF.	ADJ CONF.
Average RPI Loss: 164		RECORD	PCT. RANK	GAMES	SCHEDULE		OF SCHEDULE	RPI	RPI		RPI	RPI
DIV. I ONLY		11-28-0	.28205	255	4-6-0		268	256	271		.37151	277
DIV. I NON-CONF.		5-23-0	.17857	273	0-2-0		262	195	275		.36872	279
TOTALS		RPI 1-25	RPI 26-50		W-L RECORDS		RPI 51-100		RPI 101-150		RPI 150+	
11-28-0		0-0-0	0-2-0		OVERALL		0-11-0		0-1-0		11-14-0	
1-5-0		0-0-0	0-0-0		HOME		0-3-0		0-0-0		1-2-0	
2-11-0		0-0-0	0-0-0		AWAY		0-7-0		0-0-0		2-4-0	
8-12-0		0-0-0	0-2-0		NEUTRAL		0-1-0		0-1-0		8-8-0	
5-23-0		0-0-0	0-2-0		NON-CONFERENCE		0-11-0		0-1-0		5-9-0	
1-5-0		0-0-0	0-0-0		HOME		0-3-0		0-0-0		1-2-0	
0-7-0		0-0-0	0-0-		AWAY		0-7-0		0-0-0		0-0-0	
4-11-0		0-0-0	0-2-0		NEUTRAL		0-1-0		0-1-0		4-7-0	
6-5-0		0-0-0	0-0-0		CONFERENCE		0-0-0		0-0-0		6-5-0	
0-0-0		0-0-0	0-0-0		HOME		0-0-0		0-0-0		0-0-0	
2-4-0		0-0-0	0-0-0		AWAY		0-0-0		0-0-0		2-4-0	
4-1-0		0-0-0	0-0-0		NEUTRAL		0-0-0		0-0-0		4-1-0	
RPI S	Opponent	Score	RPI S	Opponent	Score	RPI S	Opponent	Score	RPI S	Opponent	Score	
			29 N	Western Ky.	0 9	58 H	Troy	2 14	101 N	North Florida	0 11	
			29 N	Western Ky.	8 16	58 H	Troy	2 10	188 N	Colgate	0 11	
						58 N	Troy	3 11	215 N	Southeast Mo. St.	8 5	
						73 A	La.-Monroe	1 3	215 N	Southeast Mo. St.	12 7	
						73 A	La.-Monroe	2 10	236 N	Savannah St.	5 8	
						84 A	Stetson	0 10	239 N	Buffalo	8 11	
						87 A	Mercer	2 15	245 N	Florida A&M	10 1	
						87 A	Mercer	2 11	259 A	Mississippi Val.	5 7	
						89 A	Jacksonville St.	1 6	259 A	Mississippi Val.	9 7	
						100 A	Samford	4 10	259 A	Mississippi Val.	2 3	
						100 H	Samford	1 6	260 N	Tennessee St.	4 8	
									261 A	Jackson St.	11 12	
									261 A	Jackson St.	4 5	
									261 A	Jackson St.	10 3	
									263 N	Houston Baptist	3 6	
									263 N	Houston Baptist	5 6	
									264 N	Valparaiso	2 8	
									267 N	Texas Southern	2 5	
									271 H	Northern Ky.	6 8	
									271 H	Northern Ky.	9 10	
									271 H	Northern Ky.	8 2	
									276 N	Southern U.	5 2	
									286 N	Morgan St.	9 5	
									288 N	Ark.-Pine Bluff	5 0	
									289 N	Grambling	7 1	
									295 N	Prairie View	7 3	
LAST 10 GAMES			259 A	Mississippi Val.	9 7	261 A	Jackson St.	4 5	286 N	Morgan St.	9 5	
			259 A	Mississippi Val.	5 7	261 A	Jackson St.	10 3	288 N	Ark.-Pine Bluff	5 0	
			259 A	Mississippi Val.	2 3	100 H	Samford	1 6	289 N	Grambling	7 1	
			89 A	Jacksonville St.	1 6	289 N	Grambling	7 1	295 N	Prairie View	7 3	
			261 A	Jackson St.	11 12	276 N	Southern U.	5 2				

Non-Div. I Games: Faulkner 8 4

Alabama St.

Average RPI Win: 274		WON-LOST	WINNING	LAST 10	STRENGTH OF		OPP. STRENGTH	TEAM	ADJ		CONF.	ADJ CONF.
Average RPI Loss: 190		RECORD	PCT. RANK	GAMES	SCHEDULE		OF SCHEDULE	RPI	RPI		RPI	RPI
DIV. I ONLY		12-23-0	.34286	220	3-7-0		286	276	281		31	31
DIV. I NON-CONF.		2-16-0	.11111	280	1-2-0		238	235	281		31	31
TOTALS		RPI 1-25	RPI 26-50		W-L RECORDS		RPI 51-100		RPI 101-150		RPI 150+	
12-23-0		0-0-0	0-0-0		OVERALL		0-0-0		0-8-0		12-15-0	
8-11-0		0-0-0	0-0-0		HOME		0-0-0		0-2-0		8-9-0	
4-8-0		0-0-0	0-0-0		AWAY		0-0-0		0-3-0		4-3-0	
0-4-0		0-0-0	0-0-0		NEUTRAL		0-0-0		0-1-0		0-3-0	
2-16-0		0-0-0	0-0-0		NON-CONFERENCE		0-0-0		0-8-0		2-8-0	
1-4-0		0-0-0	0-0-0		HOME		0-0-0		0-2-0		1-2-0	
1-8-0		0-0-0	0-0-		AWAY		0-0-0		0-5-0		1-3-0	
0-4-0		0-0-0	0-0-0		NEUTRAL		0-0-0		0-1-0		0-3-0	
10-7-0		0-0-0	0-0-0		CONFERENCE		0-0-0		0-0-0		10-7-0	
7-7-0		0-0-0	0-0-0		HOME		0-0-0		0-0-0		7-7-0	
3-0-0		0-0-0	0-0-0		AWAY		0-0-0		0-0-0		3-0-0	
0-0-0		0-0-0	0-0-0		NEUTRAL		0-0-0		0-0-0		0-0-0	
RPI S	Opponent	Score	RPI S	Opponent	Score	RPI S	Opponent	Score	RPI S	Opponent	Score	
									112 H	Saint Francis (PA)	0	4
									125 A	UNCG	0	10
									125 H	UNCG	5	10
									137 N	Tennessee Tech	3	6
									142 A	Western Caro.	5	8
									142 A	Western Caro.	0	7
									148 A	Charleston So.	1	10
									148 A	Charleston So.	1	9
									151 N	Delaware	1	7
									180 A	UNCW	2	3
									180 A	UNCW	1	4
									180 N	UNCW	3	8
									205 A	Campbell	1	6
									205 A	Campbell	7	6
									218 H	Drexel	2	3
									236 H	Savannah St.	3	19
									236 H	Savannah St.	0	9
									236 H	Savannah St.	6	7
									237 H	Gardner-Webb	6	2
									237 H	Gardner-Webb	5	14
									245 H	Florida A&M	9	1
									245 H	Florida A&M	1	6
									245 H	Florida A&M	0	12
									248 H	Hampton	4	6
									248 H	Hampton	2	7
									251 N	Marist	2	5
									283 H	Coppin St.	11	2
LAST 10 GAMES			LAST 10 GAMES			LAST 10 GAMES			LAST 10 GAMES			
			236 H	Savannah St.	0	9	245 H	Florida A&M	0	12	245 H	Florida A&M
			236 H	Savannah St.	3	19	245 H	Florida A&M	9	1	248 H	Hampton
			236 H	Savannah St.	6	7	245 H	Florida A&M	1	6	248 H	Hampton
			205 A	Campbell	1	6	125 A	UNCG	0	10	251 N	Marist
			205 A	Campbell	7	6	292 A	South Carolina St.	7	2	283 H	Coppin St.

Non-Div. I Games:

N.C. A&amp;T

RPI	S	Opponent	Score
283	H	Coppin St.	7 4
284	H	Norfolk St.	9 3
286	H	Morgan St.	17 11
292	A	South Carolina St.	10 2
292	A	South Carolina St.	6 5
292	A	South Carolina St.	7 2
294	H	UMES	5 4
294	H	UMES	5 4

N.C. A&T



Average RPI Win:	257	WON-LOST	WINNING	LAST 10	STRENGTH OF	OPP. STRENGTH	TEAM	ADJ	CONF.	ADJ CONF.	
Average RPI Loss:	177	RECORD	PCT. RANK	GAMES	SCHEDULE	OF SCHEDULE	RPI	RPI	RPI	RPI	
DIV. I ONLY	8-21-0	.27586	259	4-6-0	283	246	279	.36596	279	30	30
DIV. I NON-CONF.	3-16-0	.15789	278	1-3-0	235	212	272	.37826	272	30	30
<hr/>											
TOTALS	RPI 1-25	RPI 26-50		W-L RECORDS		RPI 51-100		RPI 101-150		RPI 150+	
8-21-0	0-0-0	0-2-0		OVERALL		0-2-0		1-4-0		7-13-0	
3-3-0	0-0-0	0-0-0		HOME		0-0-0		0-0-0		3-3-0	
4-9-0	0-0-0	0-2-0		AWAY		0-1-0		1-1-0		3-5-0	
1-9-0	0-0-0	0-0-0		NEUTRAL		0-1-0		0-3-0		1-5-0	
<hr/>											
3-16-0	0-0-0	0-2-0		NON-CONFERENCE		0-2-0		1-4-0		2-8-0	
1-1-0	0-0-0	0-0-0		HOME		0-0-0		0-0-0		1-1-0	
1-6-0	0-0-0	0-0-		AWAY		0-1-0		1-1-0		0-2-0	
1-9-0	0-0-0	0-0-0		NEUTRAL		0-1-0		0-3-0		1-5-0	
<hr/>											
5-5-0	0-0-0	0-0-0		CONFERENCE		0-0-0		0-0-0		5-5-0	
2-2-0	0-0-0	0-0-0		HOME		0-0-0		0-0-0		2-2-0	
3-3-0	0-0-0	0-0-0		AWAY		0-0-0		0-0-0		3-3-0	
0-0-0	0-0-0	0-0-0		NEUTRAL		0-0-0		0-0-0		0-0-0	
<hr/>											
RPI	S	Opponent	Score	RPI	S	Opponent	Score	RPI	S	Opponent	Score
				26	A	Hofstra	0 15	82	A	Fordham	4 8
				26	A	Hofstra	1 16	89	N	Jacksonville St.	1 12
										125	N UNCG
										127	N Colorado St.
										127	N Colorado St.
										148	A Charleston So.
										148	A Charleston So.
										158	A Loyola Marymount
										196	N Wright St.
										197	N George Washington
										204	H Canisius
										204	H Canisius
										229	A Army
										232	N Fairleigh Dickinson
										238	A Monmouth
										238	A Monmouth
										239	N Buffalo
										241	N Bryant
										241	N Bryant
										274	A Rider
										274	A Rider
										275	H Wagner
										275	H Wagner
				LAST 10 GAMES						287	H Niagara
				290	A	Saint Peter's	13 6	275	H	Wagner	4 3
				290	A	Saint Peter's	18 0	274	A	Rider	2 3
				238	A	Monmouth	8 4	274	A	Rider	5 8
				238	A	Monmouth	2 3	26	A	Hofstra	0 15
				275	H	Wagner	1 5	26	A	Hofstra	1 16

Non-Div. I Games:

Iona

Average RPI Win: 272		WON-LOST	WINNING	LAST 10	STRENGTH OF		OPP. STRENGTH	TEAM	ADJ	CONF.	ADJ CONF.
Average RPI Loss: 197		RECORD	PCT. RANK	GAMES	SCHEDULE		OF SCHEDULE	RPI	RPI	RPI	RPI
DIV. I ONLY		13-22-0	.37143	207	1-9-0		287	287	278	.36568	280
DIV. I NON-CONF.		7-13-0	.35	196	0-1-0		276	274	260	.4	261
TOTALS		RPI 1-25	RPI 26-50		W-L RECORDS		RPI 51-100		RPI 101-150		RPI 150+
13-22-0		0-1-0	0-0-0		OVERALL		0-2-0		0-3-0		13-16-0
7-7-0		0-1-0	0-0-0		HOME		0-0-0		0-0-0		7-6-0
0-9-0		0-0-0	0-0-0		AWAY		0-1-0		0-1-0		0-5-0
6-6-0		0-0-0	0-0-0		NEUTRAL		0-1-0		0-1-0		6-4-0
7-13-0		0-1-0	0-0-0		NON-CONFERENCE		0-2-0		0-3-0		7-7-0
1-2-0		0-1-0	0-0-0		HOME		0-0-0		0-0-0		1-1-0
0-5-0		0-0-0	0-0-		AWAY		0-1-0		0-2-0		0-2-0
6-6-0		0-0-0	0-0-0		NEUTRAL		0-1-0		0-1-0		6-4-0
6-9-0		0-0-0	0-0-0		CONFERENCE		0-0-0		0-0-0		6-9-0
6-5-0		0-0-0	0-0-0		HOME		0-0-0		0-0-0		6-5-0
0-4-0		0-0-0	0-0-0		AWAY		0-0-0		0-0-0		0-4-0
0-0-0		0-0-0	0-0-0		NEUTRAL		0-0-0		0-0-0		0-0-0
RPI S	Opponent	Score		RPI S	Opponent	Score		RPI S	Opponent	Score	
18 H	Notre Dame	0 9						62 N	Kent St.	1 5	
								71 A	Elon	1 6	
								106 A	Charlotte	10 11	
								106 A	Charlotte	0 10	
								112 N	Saint Francis (PA)	0 5	
								167 N	Omaha	1 7	
								207 N	Princeton	6 7	
								210 N	Virginia	5 4	
								211 H	Bethune-Cookman	0 10	
								211 H	Bethune-Cookman	0 7	
								211 H	Bethune-Cookman	2 4	
								236 A	Savannah St.	8 11	
								236 A	Savannah St.	2 10	
								236 A	Savannah St.	3 7	
								237 A	Gardner-Webb	2 8	
								237 A	Gardner-Webb	2 6	
								251 H	Marist	5 1	
								251 H	Marist	4 9	
								259 N	Mississippi Val.	8 7	
								261 N	Jackson St.	3 1	
								266 A	Delaware St.	8 16	
								266 H	Delaware St.	12 11	
								274 N	Rider	1 11	
								274 N	Rider	5 4	
								281 N	Quinnipiac	13 10	
								284 H	Norfolk St.	10 2	
								284 H	Norfolk St.	1 0	
								289 N	Grambling	2 0	
								291 N	Alabama A&M	3 4	
LAST 10 GAMES											
292 H	South Carolina St.	6 9		211 H	Bethune-Cookman	2 4		281 N	Quinnipiac	13 10	
292 H	South Carolina St.	3 8		236 A	Savannah St.	8 11		284 H	Norfolk St.	10 2	
292 H	South Carolina St.	9 2		236 A	Savannah St.	2 10		284 H	Norfolk St.	1 0	
211 H	Bethune-Cookman	0 7		236 A	Savannah St.	3 7		289 N	Grambling	2 0	
211 H	Bethune-Cookman	0 10		106 A	Charlotte	0 10		291 N	Alabama A&M	3 4	

Non-Div. I Games: Montreat 9 0 Montreat 6 4

N.C. Central

RPI	S	Opponent	Score	
292	H	South Carolina St.	3	8
292	H	South Carolina St.	6	9
292	H	South Carolina St.	9	2
294	H	UMES	8	3
294	H	UMES	9	0

N.C. Central

N  
.  
C  
.  
C  
e  
n  
t  
r  
a  
l

N  
.  
C  
.  
C  
e  
n  
t  
r  
a  
l

Average RPI Win:	250	WON-LOST RECORD	WINNING PCT. RANK	LAST 10 GAMES	STRENGTH OF SCHEDULE	OPP. STRENGTH OF SCHEDULE	TEAM RPI	ADJ RPI	CONF. RPI	ADJ CONF. RPI					
DIV. I ONLY		8-23-0	.25806	262	4-6-0	279	243	280	.36493	281	30	30			
DIV. I NON-CONF.		4-19-0	.17391	275	0-2-0	257	224	277	.37345	277	30	30			
<hr/>															
TOTALS	RPI 1-25	RPI 26-50		W-L RECORDS		RPI 51-100		RPI 101-150		RPI 150+					
8-23-0	0-0-0	0-0-0		OVERALL		0-3-0		0-4-0		8-16-0					
2-1-0	0-0-0	0-0-0		HOME		0-0-0		0-1-0		2-0-0					
2-7-0	0-0-0	0-0-0		AWAY		0-0-0		0-1-0		2-6-0					
4-15-0	0-0-0	0-0-0		NEUTRAL		0-3-0		0-2-0		4-10-0					
<hr/>															
4-19-0	0-0-0	0-0-0		NON-CONFERENCE		0-3-0		0-4-0		4-12-0					
0-1-0	0-0-0	0-0-0		HOME		0-0-0		0-1-0		0-0-0					
0-3-0	0-0-0	0-0-		AWAY		0-0-0		0-1-0		0-2-0					
4-15-0	0-0-0	0-0-0		NEUTRAL		0-3-0		0-2-0		4-10-0					
<hr/>															
4-4-0	0-0-0	0-0-0		CONFERENCE		0-0-0		0-0-0		4-4-0					
2-0-0	0-0-0	0-0-0		HOME		0-0-0		0-0-0		2-0-0					
2-4-0	0-0-0	0-0-0		AWAY		0-0-0		0-0-0		2-4-0					
0-0-0	0-0-0	0-0-0		NEUTRAL		0-0-0		0-0-0		0-0-0					
<hr/>															
RPI	S	Opponent	Score	RPI	S	Opponent	Score	RPI	S	Opponent	Score				
				60 N Purdue				1	2	106 H Charlotte				1	11
				61 N Pittsburgh				0	8	112 N Saint Francis (PA)				7	13
				62 N Kent St.				3	12	118 A FGCU				0	5
								138 N Northern Ill.				0	7		
								161 N Western Mich.				0	8		
								168 A Liberty				1	4		
								173 N Central Mich.				1	4		
								175 N Seton Hall				0	14		
								188 N Colgate				9	1		
								203 N LIU Brooklyn				0	9		
								203 N LIU Brooklyn				0	8		
								204 A Canisius				2	17		
								204 A Canisius				0	8		
								206 N Toledo				5	3		
								214 A Sacred Heart				0	6		
								221 N Ohio				5	15		
								221 N Ohio				1	9		
								225 N Boston U.				2	11		
								225 N Boston U.				2	1		
								225 N Boston U.				2	13		
				229 N Army				7	5						
				238 A Monmouth				1	10						
				238 A Monmouth				5	6						
				280 N N.C. Central				10	13						
				287 A Niagara				2	1						
				287 A Niagara				8	3						
				280 N N.C. Central				10	13						
				290 H Saint Peter's				13	4						
				290 H Saint Peter's				12	4						
				280 N N.C. Central				10	13						
				290 H Saint Peter's				12	4						

**Non-Div. I Games:**

Quinnipiac

RPI	S	Opponent	Score
290	H	Saint Peter's	13 4

Quinnipiac

Average RPI Win: 242		WON-LOST RECORD		WINNING PCT. RANK		LAST 10 GAMES		STRENGTH OF SCHEDULE		OPP. STRENGTH OF SCHEDULE		TEAM RPI		ADJ RPI		CONF. RPI		ADJ CONF. RPI	
DIV. I ONLY		3-32-0		.08571 289		1-9-0		183		265		282		.36473 282		29		29	
DIV. I NON-CONF.		3-23-0		.11538 279		1-3-0		152		266		267		.38435 266		29		29	
TOTALS		RPI 1-25		RPI 26-50		W-L RECORDS		RPI 51-100		RPI 101-150		RPI 150+							
3-32-0		0-1-0		0-1-0		OVERALL		0-4-0		0-2-0		3-24-0							
1-9-0		0-0-0		0-0-0		HOME		0-0-0		0-0-0		1-9-0							
1-12-0		0-0-0		0-1-0		AWAY		0-0-0		0-0-0		1-11-0							
1-11-0		0-1-0		0-0-0		NEUTRAL		0-4-0		0-2-0		1-4-0							
3-23-0		0-1-0		0-1-0		NON-CONFERENCE		0-4-0		0-2-0		3-15-0							
1-3-0		0-0-0		0-0-0		HOME		0-0-0		0-0-0		1-3-0							
1-9-0		0-0-0		0-0-		AWAY		0-0-0		0-0-0		1-8-0							
1-11-0		0-1-0		0-0-0		NEUTRAL		0-4-0		0-2-0		1-4-0							
0-9-0		0-0-0		0-0-0		CONFERENCE		0-0-0		0-0-0		0-9-0							
0-6-0		0-0-0		0-0-0		HOME		0-0-0		0-0-0		0-6-0							
0-3-0		0-0-0		0-0-0		AWAY		0-0-0		0-0-0		0-3-0							
0-0-0		0-0-0		0-0-0		NEUTRAL		0-0-0		0-0-0		0-0-0							
RPI	S	Opponent		Score		RPI	S	Opponent		Score		RPI	S	Opponent		Score			
12	N	Tennessee		0	14	48	A	South Fla.		0	8	76	N	Louisiana Tech		2	3		
												76	N	Louisiana Tech		2	9		
												82	N	Fordham		5	6		
												97	N	Ball St.		1	12		
														114 N St. John's (NY)		2	3		
														118 N FGCU		2	12		
														152 A Miami (OH)		3	14		
														157 A Nicholls St.		1	9		
														173 H Central Mich.		1	7		
														173 H Central Mich.		7	8		
														192 H Ill.-Chicago		2	7		
														192 H Ill.-Chicago		4	5		
														192 H Ill.-Chicago		6	11		
														193 N Robert Morris		3	6		
														193 N Robert Morris		0	5		
														204 A Canisius		3	5		
														204 A Canisius		11	5		
														208 A Southeastern La.		1	9		
														209 A Bowling Green		5	6		
														209 A Bowling Green		1	2		
														213 A Southern Miss.		4	5		
														213 A Southern Miss.		4	7		
														222 H Oakland		1	9		
														222 H Oakland		5	7		
														222 H Oakland		0	8		
														240 A Youngstown St.		1	5		
														240 A Youngstown St.		5	8		
														240 A Youngstown St.		7	10		
														246 H Eastern Mich.		8	7		
														246 H Eastern Mich.		8	11		
														258 N North Dakota		3	8		
				LAST 10 GAMES															
				222	H	Oakland	5	7	192	H	Ill.-Chicago	2	7	240	A	Youngstown St.	5	8	
				222	H	Oakland	1	9	192	H	Ill.-Chicago	6	11	240	A	Youngstown St.	7	10	
				222	H	Oakland	0	8	192	H	Ill.-Chicago	4	5	246	H	Eastern Mich.	8	7	
				204	A	Canisius	11	5	173	H	Central Mich.	7	8	246	H	Eastern Mich.	8	11	
				204	A	Canisius	3	5	173	H	Central Mich.	1	7	258	N	North Dakota	3	8	

Non-Div. I Games:

Detroit

RPI	S	Opponent	Score	
276	N	Southern U.	1	2
276	N	Southern U.	4	0

Detroit

D  
e  
t  
r  
o  
i  
t

D  
e  
t  
r  
o  
i  
t

Average RPI Win: 294		WON-LOST	WINNING	LAST 10	STRENGTH OF		OPP. STRENGTH	TEAM	ADJ	CONF.	ADJ CONF.
Average RPI Loss: 188		RECORD	PCT. RANK	GAMES	SCHEDULE		OF SCHEDULE	RPI	RPI	RPI	RPI
DIV. I ONLY		3-20-0	.13043	285	3-7-0		273	273	287	.33201	283
DIV. I NON-CONF.		0-13-0	0	288	0-2-0		95	207	274	.37623	274
TOTALS		RPI 1-25	RPI 26-50		W-L RECORDS		RPI 51-100		RPI 101-150		RPI 150+
3-20-0	0-2-0	0-1-0		OVERALL		0-1-0		0-4-0		3-12-0	
0-2-0	0-0-0	0-0-0		HOME		0-0-0		0-0-0		0-2-0	
3-11-0	0-2-0	0-1-0		AWAY		0-0-0		0-0-0		3-7-0	
0-7-0	0-0-0	0-0-0		NEUTRAL		0-1-0		0-4-0		0-2-0	
0-13-0	0-2-0	0-1-0		NON-CONFERENCE		0-1-0		0-4-0		0-5-0	
0-0-0	0-0-0	0-0-0		HOME		0-0-0		0-0-0		0-0-0	
0-6-0	0-2-0	0-0-		AWAY		0-0-0		0-0-0		0-3-0	
0-7-0	0-0-0	0-0-0		NEUTRAL		0-1-0		0-4-0		0-2-0	
3-7-0	0-0-0	0-0-0		CONFERENCE		0-0-0		0-0-0		3-7-0	
0-2-0	0-0-0	0-0-0		HOME		0-0-0		0-0-0		0-2-0	
3-5-0	0-0-0	0-0-0		AWAY		0-0-0		0-0-0		3-5-0	
0-0-0	0-0-0	0-0-0		NEUTRAL		0-0-0		0-0-0		0-0-0	
RPI S	Opponent	Score		RPI S	Opponent	Score		RPI S	Opponent	Score	
19 A	Georgia	0	11	39 A	USC Upstate	1	14	98 N	Murray St.	0	8
19 A	Georgia	0	9					104 N	Illinois	0	13
								112 N	Saint Francis (PA)	1	17
								112 N	Saint Francis (PA)	5	16
								140 N	Winthrop	5	19
								194 N	Harvard	0	8
								218 A	Drexel	1	9
								265 A	Mt. St. Mary's	0	11
								265 A	Mt. St. Mary's	5	7
								266 H	Delaware St.	5	14
								266 H	Delaware St.	4	20
								268 A	Howard	2	10
								268 A	Howard	6	7
								268 A	Howard	2	15
								275 N	Wagner	3	9
								278 A	N.C. A&T	4	7
								278 A	N.C. A&T	2	11
								294 A	UMES	12	4
								294 A	UMES	16	11
								294 A	UMES	7	6
LAST 10 GAMES											
				266 H	Delaware St.	4	20	268 A	Howard	2	10
				266 H	Delaware St.	5	14	294 A	UMES	12	4
				218 A	Drexel	1	9	294 A	UMES	16	11
				268 A	Howard	6	7	294 A	UMES	7	6
				268 A	Howard	2	15	265 A	Mt. St. Mary's	0	11

Non-Div. I Games:

Coppin St.



Average RPI Win: 274		WON-LOST	WINNING	LAST 10	STRENGTH OF		OPP. STRENGTH	TEAM	ADJ		CONF.	ADJ CONF.
Average RPI Loss: 227		RECORD	PCT. RANK	GAMES	SCHEDULE		OF SCHEDULE	RPI	RPI		RPI	RPI
DIV. I ONLY		9-17-0	.34615	218	7-3-0		291	290	284		31	31
DIV. I NON-CONF.		1-13-0	.07143	283	0-2-0		288	281	293		31	31
TOTALS		RPI 1-25	RPI 26-50		W-L RECORDS		RPI 51-100		RPI 101-150		RPI 150+	
9-17-0		0-0-0	0-0-0		OVERALL		0-2-0		0-0-0		9-15-0	
5-6-0		0-0-0	0-0-0		HOME		0-0-0		0-0-0		5-6-0	
3-7-0		0-0-0	0-0-0		AWAY		0-2-0		0-0-0		3-5-0	
1-4-0		0-0-0	0-0-0		NEUTRAL		0-0-0		0-0-0		1-4-0	
1-13-0		0-0-0	0-0-0		NON-CONFERENCE		0-2-0		0-0-0		1-11-0	
0-5-0		0-0-0	0-0-0		HOME		0-0-0		0-0-0		0-5-0	
0-4-0		0-0-0	0-0-		AWAY		0-2-0		0-0-0		0-2-0	
1-4-0		0-0-0	0-0-0		NEUTRAL		0-0-0		0-0-0		1-4-0	
8-4-0		0-0-0	0-0-0		CONFERENCE		0-0-0		0-0-0		8-4-0	
5-1-0		0-0-0	0-0-0		HOME		0-0-0		0-0-0		5-1-0	
3-3-0		0-0-0	0-0-0		AWAY		0-0-0		0-0-0		3-3-0	
0-0-0		0-0-0	0-0-0		NEUTRAL		0-0-0		0-0-0		0-0-0	
RPI S	Opponent	Score	RPI S	Opponent	Score	RPI S	Opponent	Score	RPI S	Opponent	Score	
						66 A	Towson	0 8	180 A	UNCW	1 8	
						66 A	Towson	4 6	180 A	UNCW	0 4	
									197 H	George Washington	0 5	
									197 H	George Washington	6 7	
									218 N	Drexel	11 6	
									240 N	Youngstown St.	2 7	
									240 N	Youngstown St.	3 9	
									268 H	Howard	7 2	
									268 H	Howard	8 5	
									268 H	Howard	9 1	
									270 H	Siena	4 7	
									270 H	Siena	2 9	
									270 H	Siena	3 10	
									274 N	Rider	4 6	
									274 N	Rider	1 8	
									278 A	N.C. A&T	3 9	
									280 A	N.C. Central	0 1	
									280 A	N.C. Central	2 10	
									286 A	Morgan St.	7 6	
									286 A	Morgan St.	6 5	
									286 A	Morgan St.	11 2	
									294 H	UMES	5 4	
									294 H	UMES	13 1	
									294 H	UMES	0 2	
LAST 10 GAMES												
						286 A	Morgan St.	11 2	294 H	UMES	13 1	
						286 A	Morgan St.	7 6	66 A	Towson	0 8	
						286 A	Morgan St.	6 5	66 A	Towson	4 6	
						294 H	UMES	5 4	268 H	Howard	8 5	
						294 H	UMES	0 2	268 H	Howard	9 1	

Non-Div. I Games:

Norfolk St.

Average RPI Win: 265		WON-LOST RECORD		WINNING PCT. RANK		LAST 10 GAMES		STRENGTH OF SCHEDULE		OPP. STRENGTH OF SCHEDULE		TEAM RPI		ADJ RPI		CONF. RPI		ADJ CONF. RPI	
DIV. I ONLY		2-30-0		.0625 291		1-9-0		210		281		283		.33067 285		26		26	
DIV. I NON-CONF.		2-22-0		.08333 282		1-4-0		237		293		286		.33125 290		26		27	
TOTALS		RPI 1-25		RPI 26-50		W-L RECORDS		RPI 51-100		RPI 101-150		RPI 150+							
2-30-0		0-0-0		0-3-0		OVERALL		0-0-0		0-9-0		2-18-0							
0-7-0		0-0-0		0-0-0		HOME		0-0-0		0-5-0		0-2-0							
1-8-0		0-0-0		0-2-0		AWAY		0-0-0		0-2-0		1-4-0							
1-15-0		0-0-0		0-1-0		NEUTRAL		0-0-0		0-2-0		1-12-0							
2-22-0		0-0-0		0-3-0		NON-CONFERENCE		0-0-0		0-4-0		2-15-0							
0-2-0		0-0-0		0-0-0		HOME		0-0-0		0-0-0		0-2-0							
1-5-0		0-0-0		0-0-		AWAY		0-0-0		0-2-0		1-1-0							
1-15-0		0-0-0		0-1-0		NEUTRAL		0-0-0		0-2-0		1-12-0							
0-8-0		0-0-0		0-0-0		CONFERENCE		0-0-0		0-5-0		0-3-0							
0-5-0		0-0-0		0-0-0		HOME		0-0-0		0-5-0		0-0-0							
0-3-0		0-0-0		0-0-0		AWAY		0-0-0		0-0-0		0-3-0							
0-0-0		0-0-0		0-0-0		NEUTRAL		0-0-0		0-0-0		0-0-0							
RPI	S	Opponent		Score		RPI	S	Opponent		Score		RPI	S	Opponent		Score			
				39	A	USC Upstate		0	9			120	A	Central Conn. St.		6	9		
				44	N	Chattanooga		1	10			120	A	Central Conn. St.		0	2		
				48	A	South Fla.		0	9			122	N	Syracuse		1	2		
												135	H	Stony Brook		3	16		
												135	H	Stony Brook		0	8		
												135	H	Stony Brook		0	12		
												140	N	Winthrop		0	8		
												144	H	Binghamton		2	10		
												144	H	Binghamton		0	8		
												179	N	Appalachian St.		2	7		
												188	N	Colgate		0	4		
												204	N	Canisius		0	11		
												204	N	Canisius		3	4		
												245	N	Florida A&M		2	8		
												249	N	Manhattan		2	6		
												249	N	Manhattan		8	15		
												250	A	UMBC		1	9		
												250	A	UMBC		0	10		
												250	A	UMBC		1	10		
												253	H	Yale		4	6		
												253	H	Yale		1	5		
												256	A	Fairfield		2	6		
												256	A	Fairfield		5	3		
												270	N	Siena		2	9		
												270	N	Siena		6	8		
												274	N	Rider		7	3		
												274	N	Rider		6	7		
LAST 10 GAMES																			
				135	H	Stony Brook		0	12	144	H	Binghamton		2	10	256	A	Fairfield	
				135	H	Stony Brook		3	16	144	H	Binghamton		0	8	270	N	Siena	
				135	H	Stony Brook		0	8	256	A	Fairfield		2	6	270	N	Siena	
				253	H	Yale		4	6	256	A	Fairfield		5	3	274	N	Rider	
				253	H	Yale		1	5	270	N	Siena		2	9	274	N	Rider	

Non-Div. I Games:

Hartford

RPI	S	Opponent	Score	
274	N	Rider	3	9
275	N	Wagner	7	9

Hartford

H  
a  
r  
t  
f  
o  
r  
d

H  
a  
r  
t  
f  
o  
r  
d

Average RPI Win: 268		WON-LOST	WINNING	LAST 10	STRENGTH OF		OPP. STRENGTH	TEAM	ADJ		CONF.	ADJ CONF.
Average RPI Loss: 201		RECORD	PCT. RANK	GAMES	SCHEDULE		OF SCHEDULE	RPI	RPI		RPI	RPI
DIV. I ONLY		3-23-0	.11538	286	2-8-0		255	289	286		.33008	286
DIV. I NON-CONF.		1-17-0	.05556	286	0-3-0		218	286	285		.34328	284
TOTALS		RPI 1-25	RPI 26-50		W-L RECORDS		RPI 51-100		RPI 101-150		RPI 150+	
3-23-0		0-0-0	0-0-0		OVERALL		0-5-0		0-1-0		3-17-0	
1-6-0		0-0-0	0-0-0		HOME		0-0-0		0-0-0		1-6-0	
1-11-0		0-0-0	0-0-0		AWAY		0-0-0		0-0-0		1-7-0	
1-6-0		0-0-0	0-0-0		NEUTRAL		0-1-0		0-1-0		1-4-0	
1-17-0		0-0-0	0-0-0		NON-CONFERENCE		0-5-0		0-1-0		1-11-0	
0-2-0		0-0-0	0-0-0		HOME		0-0-0		0-0-0		0-2-0	
0-9-0		0-0-0	0-0-		AWAY		0-4-0		0-0-0		0-5-0	
1-6-0		0-0-0	0-0-0		NEUTRAL		0-1-0		0-1-0		1-4-0	
2-6-0		0-0-0	0-0-0		CONFERENCE		0-0-0		0-0-0		2-6-0	
1-4-0		0-0-0	0-0-0		HOME		0-0-0		0-0-0		1-4-0	
1-2-0		0-0-0	0-0-0		AWAY		0-0-0		0-0-0		1-2-0	
0-0-0		0-0-0	0-0-0		NEUTRAL		0-0-0		0-0-0		0-0-0	
RPI S	Opponent	Score	RPI S	Opponent	Score	RPI S	Opponent	Score	RPI S	Opponent	Score	
						71 N	Elon	2 5	135 N	Stony Brook	0 15	
						84 A	Stetson	2 15	151 A	Delaware	0 1	
						84 A	Stetson	0 10	151 A	Delaware	2 6	
						84 A	Stetson	0 9	191 A	George Mason	0 8	
						84 A	Stetson	0 9	191 A	George Mason	0 4	
									197 N	George Washington	2 8	
									248 H	Hampton	3 2	
									248 H	Hampton	4 10	
									249 A	Manhattan	0 8	
									252 H	Cornell	0 10	
									252 H	Cornell	3 12	
									259 N	Mississippi Val.	4 6	
									261 N	Jackson St.	1 2	
									266 A	Delaware St.	8 3	
									266 A	Delaware St.	1 4	
									277 N	Alabama St.	5 9	
									278 A	N.C. A&T	11 17	
									284 H	Norfolk St.	5 6	
									284 H	Norfolk St.	2 11	
									284 H	Norfolk St.	6 7	
									291 N	Alabama A&M	7 4	
LAST 10 GAMES												
						284 H	Norfolk St.	2 11	266 A	Delaware St.	8 3	
						284 H	Norfolk St.	6 7	266 A	Delaware St.	1 4	
						284 H	Norfolk St.	5 6	252 H	Cornell	3 12	
						248 H	Hampton	4 10	252 H	Cornell	0 10	
						248 H	Hampton	3 2	191 A	George Mason	0 8	

Non-Div. I Games:

Morgan St.

Average RPI Win: 256		WON-LOST RECORD		WINNING PCT. RANK		LAST 10 GAMES		STRENGTH OF SCHEDULE		OPP. STRENGTH OF SCHEDULE		TEAM RPI		ADJ RPI		CONF. RPI		ADJ CONF. RPI	
DIV. I ONLY		1-25-0		.03846 292		1-9-0		247		285		290		.3189 287		30		30	
DIV. I NON-CONF.		0-18-0		0 288		0-2-0		182		290		288		.34039 286		30		30	
TOTALS		RPI 1-25		RPI 26-50		W-L RECORDS		RPI 51-100		RPI 101-150		RPI 150+							
1-25-0		0-0-0		0-0-0		OVERALL		0-1-0		0-3-0		1-21-0							
0-4-0		0-0-0		0-0-0		HOME		0-0-0		0-0-0		0-4-0							
1-8-0		0-0-0		0-0-0		AWAY		0-0-0		0-0-0		1-6-0							
0-13-0		0-0-0		0-0-0		NEUTRAL		0-1-0		0-3-0		0-9-0							
0-18-0		0-0-0		0-0-0		NON-CONFERENCE		0-1-0		0-3-0		0-14-0							
0-0-0		0-0-0		0-0-0		HOME		0-0-0		0-0-0		0-0-0							
0-5-0		0-0-0		0-0-		AWAY		0-0-0		0-0-0		0-5-0							
0-13-0		0-0-0		0-0-0		NEUTRAL		0-1-0		0-3-0		0-9-0							
1-7-0		0-0-0		0-0-0		CONFERENCE		0-0-0		0-0-0		1-7-0							
0-4-0		0-0-0		0-0-0		HOME		0-0-0		0-0-0		0-4-0							
1-3-0		0-0-0		0-0-0		AWAY		0-0-0		0-0-0		1-3-0							
0-0-0		0-0-0		0-0-0		NEUTRAL		0-0-0		0-0-0		0-0-0							
RPI	S	Opponent		Score		RPI	S	Opponent		Score		RPI	S	Opponent		Score			

Non-Div. I Games:

Niagara

Average RPI Win:	282	WON-LOST RECORD	WINNING PCT. RANK	LAST 10 GAMES	STRENGTH OF SCHEDULE	OPP. STRENGTH OF SCHEDULE	TEAM RPI	ADJ RPI	CONF. RPI	ADJ CONF. RPI	
DIV. I ONLY	3-25-0	.10714	287	1-5-0	272	275	288	.31614	288	32	32
DIV. I NON-CONF.	0-18-0	0	288	0-1-0	202	196	284	.33896	287	32	32
<hr/>											
TOTALS	RPI 1-25	RPI 26-50		W-L RECORDS	RPI 51-100		RPI 101-150		RPI 150+		
3-25-0	0-0-0	0-1-0		OVERALL	0-5-0		0-5-0		3-14-0		
0-4-0	0-0-0	0-0-0		HOME	0-0-0		0-0-0		0-4-0		
1-10-0	0-0-0	0-0-0		AWAY	0-3-0		0-4-0		1-3-0		
2-11-0	0-0-0	0-1-0		NEUTRAL	0-2-0		0-1-0		2-7-0		
<hr/>											
0-18-0	0-0-0	0-1-0		NON-CONFERENCE	0-5-0		0-5-0		0-7-0		
0-1-0	0-0-0	0-0-0		HOME	0-0-0		0-0-0		0-1-0		
0-8-0	0-0-0	0-0-		AWAY	0-3-0		0-4-0		0-1-0		
0-9-0	0-0-0	0-1-0		NEUTRAL	0-2-0		0-1-0		0-5-0		
<hr/>											
3-7-0	0-0-0	0-0-0		CONFERENCE	0-0-0		0-0-0		3-7-0		
0-3-0	0-0-0	0-0-0		HOME	0-0-0		0-0-0		0-3-0		
1-2-0	0-0-0	0-0-0		AWAY	0-0-0		0-0-0		1-2-0		
2-2-0	0-0-0	0-0-0		NEUTRAL	0-0-0		0-0-0		2-2-0		
<hr/>											
RPI	S	Opponent	Score	RPI	S	Opponent	Score	RPI	S	Opponent	Score
				42	N	SIUE	1 11	55	A	Ole Miss	0 8
								55	A	Ole Miss	3 22
								73	N	La.-Monroe	2 8
								73	N	La.-Monroe	5 13
								76	A	Louisiana Tech	0 6
								103	A	Central Ark.	2 11
								116	N	Missouri St.	2 5
								124	A	Oklahoma St.	3 7
								124	A	Oklahoma St.	0 13
								124	A	Oklahoma St.	0 8
								208	A	Southeastern La.	1 14
								208	H	Southeastern La.	3 20
								213	N	Southern Miss.	0 4
								213	N	Southern Miss.	1 24
								254	N	Abilene Christian	7 14
								259	N	Mississippi Val.	9 6
								261	N	Jackson St.	3 6
								263	N	Houston Baptist	0 8
								263	N	Houston Baptist	4 9
								276	H	Southern U.	3 5
								276	H	Southern U.	5 10
								276	H	Southern U.	0 4
								277	N	Alabama St.	0 5
								293	N	Alcorn	6 2
								295	A	Prairie View	10 9
								295	A	Prairie View	8 9
								295	A	Prairie View	1 9
<hr/>											
LAST 10 GAMES											
				276	H	Southern U.	0 4	295	A	Prairie View	8 9
				276	H	Southern U.	3 5	295	A	Prairie View	1 9
				276	H	Southern U.	5 10	293	N	Alcorn	6 2
				208	H	Southeastern La.	3 20	261	N	Jackson St.	3 6
				295	A	Prairie View	10 9	259	N	Mississippi Val.	9 6
<hr/>											
Non-Div. I Games:	Jarvis Christian	15	4	Jarvis Christian	9	1	Bacone	14	1	Central Baptist	0 4
	Central Baptist	5	11	Central Baptist	7	10				Ark.-Pine Bluff	

Average RPI Win:	276	WON-LOST RECORD	WINNING PCT. RANK	LAST 10 GAMES	STRENGTH OF SCHEDULE	OPP. STRENGTH OF SCHEDULE	TEAM RPI	ADJ RPI	CONF. RPI	ADJ CONF. RPI	
Average RPI Loss:	216										
DIV. I ONLY	3-13-0	.1875	281	3-5-0	275	292	285	.31407	289	32	32
DIV. I NON-CONF.	0-8-0	0	288	0-0-0	260	255	291	.30384	292	32	32
<hr/>											
TOTALS	RPI 1-25	RPI 26-50		W-L RECORDS	RPI 51-100		RPI 101-150		RPI 150+		
3-13-0	0-0-0	0-0-0		OVERALL	0-3-0		0-0-0		3-10-0		
0-0-0	0-0-0	0-0-0		HOME	0-0-0		0-0-0		0-0-0		
1-5-0	0-0-0	0-0-0		AWAY	0-3-0		0-0-0		1-1-0		
2-8-0	0-0-0	0-0-0		NEUTRAL	0-0-0		0-0-0		2-8-0		
0-8-0	0-0-0	0-0-0		NON-CONFERENCE	0-3-0		0-0-0		0-5-0		
0-0-0	0-0-0	0-0-0		HOME	0-0-0		0-0-0		0-0-0		
0-3-0	0-0-0	0-0-		AWAY	0-3-0		0-0-0		0-0-0		
0-5-0	0-0-0	0-0-0		NEUTRAL	0-0-0		0-0-0		0-5-0		
3-5-0	0-0-0	0-0-0		CONFERENCE	0-0-0		0-0-0		3-5-0		
0-0-0	0-0-0	0-0-0		HOME	0-0-0		0-0-0		0-0-0		
1-2-0	0-0-0	0-0-0		AWAY	0-0-0		0-0-0		1-2-0		
2-3-0	0-0-0	0-0-0		NEUTRAL	0-0-0		0-0-0		2-3-0		
RPI	S	Opponent	Score	RPI	S	Opponent	Score	RPI	S	Opponent	Score

[illegible]

**Non-Div. I Games:**

Saint Peter's



Average RPI Win: 287		WON-LOST RECORD		WINNING PCT. RANK		LAST 10 GAMES		STRENGTH OF SCHEDULE		OPP. STRENGTH OF SCHEDULE		TEAM RPI		ADJ RPI		CONF. RPI		ADJ CONF. RPI	
Average RPI Loss: 217																			
DIV. I ONLY		8-18-0		.30769 240		3-5-0		292		291		289		.30233 291		32		32	
DIV. I NON-CONF.		3-13-0		.1875 270		0-0-0		292		284		292		.29362 293		32		32	
TOTALS		RPI 1-25		RPI 26-50		W-L RECORDS		RPI 51-100		RPI 101-150		RPI 150+							
8-18-0		0-0-0		0-0-0		OVERALL		0-2-0		0-4-0		8-12-0							
3-4-0		0-0-0		0-0-0		HOME		0-0-0		0-0-0		3-4-0							
2-2-0		0-0-0		0-0-0		AWAY		0-1-0		0-0-0		2-0-0							
3-12-0		0-0-0		0-0-0		NEUTRAL		0-1-0		0-4-0		3-7-0							
3-13-0		0-0-0		0-0-0		NON-CONFERENCE		0-2-0		0-4-0		3-7-0							
0-1-0		0-0-0		0-0-0		HOME		0-0-0		0-0-0		0-1-0							
2-2-0		0-0-0		0-0-		AWAY		0-1-0		0-0-0		2-1-0							
1-10-0		0-0-0		0-0-0		NEUTRAL		0-1-0		0-4-0		1-5-0							
5-5-0		0-0-0		0-0-0		CONFERENCE		0-0-0		0-0-0		5-5-0							
3-3-0		0-0-0		0-0-0		HOME		0-0-0		0-0-0		3-3-0							
0-0-0		0-0-0		0-0-0		AWAY		0-0-0		0-0-0		0-0-0							
2-2-0		0-0-0		0-0-0		NEUTRAL		0-0-0		0-0-0		2-2-0							
RPI S	Opponent	Score		RPI S	Opponent	Score		RPI S	Opponent	Score		RPI S	Opponent	Score					
								87 A	Mercer	0	8	136 N	Eastern Ky.	1	2				
								98 N	Murray St.	0	12	136 N	Eastern Ky.	0	8				
												149 N	Michigan St.	4	8				
												149 N	Michigan St.	0	12				
												236 N	Savannah St.	3	7				
												240 N	Youngstown St.	5	6				
												257 N	Belmont	11	13				
												260 A	Tennessee St.	4	6				
												260 H	Tennessee St.	11	13				
												260 N	Tennessee St.	10	11				
												261 H	Jackson St.	4	9				
												261 H	Jackson St.	3	6				
												261 H	Jackson St.	0	5				
												267 N	Texas Southern	10	7				
												276 N	Southern U.	7	8				
												280 N	N.C. Central	4	3				
												286 N	Morgan St.	4	7				
												289 N	Grambling	12	5				
												292 A	South Carolina St.	4	3				
												292 A	South Carolina St.	5	4				
												293 H	Alcorn	4	3				
												293 H	Alcorn	15	4				
												293 H	Alcorn	10	2				
												295 N	Prairie View	5	7				
												276 N	Southern U.	7	8				
												289 N	Grambling	12	5				
												267 N	Texas Southern	10	7				
Non-Div. I Games:		Tuskegee		3	6	Virginia Union		16	7	Benedict		14	6	Clark Atlanta		10	3		
		Tuskegee		6	1	LeMoyne-Owen		19	0	LeMoyne-Owen		13	0	Edward Waters		12	0	Alabama A&M	

Average RPI Win: 285		WON-LOST RECORD		WINNING PCT. RANK		LAST 10 GAMES		STRENGTH OF SCHEDULE		OPP. STRENGTH OF SCHEDULE		TEAM RPI		ADJ RPI		CONF. RPI		ADJ CONF. RPI	
DIV. I ONLY		3-19-0		.13636 284		2-8-0		289		288		292		.2942 292		31		31	
DIV. I NON-CONF.		0-11-0		0 288		0-1-0		287		267		294		.29279 294		31		31	
TOTALS		RPI 1-25		RPI 26-50		W-L RECORDS		RPI 51-100		RPI 101-150		RPI 150+							
3-19-0		0-0-0		0-0-0		OVERALL		0-1-0		0-2-0		3-16-0							
1-9-0		0-0-0		0-0-0		HOME		0-0-0		0-0-0		1-9-0							
2-6-0		0-0-0		0-0-0		AWAY		0-0-0		0-1-0		2-5-0							
0-4-0		0-0-0		0-0-0		NEUTRAL		0-1-0		0-1-0		0-2-0							
0-11-0		0-0-0		0-0-0		NON-CONFERENCE		0-1-0		0-2-0		0-8-0							
0-5-0		0-0-0		0-0-0		HOME		0-0-0		0-0-0		0-5-0							
0-2-0		0-0-0		0-0-		AWAY		0-0-0		0-1-0		0-1-0							
0-4-0		0-0-0		0-0-0		NEUTRAL		0-1-0		0-1-0		0-2-0							
3-8-0		0-0-0		0-0-0		CONFERENCE		0-0-0		0-0-0		3-8-0							
1-4-0		0-0-0		0-0-0		HOME		0-0-0		0-0-0		1-4-0							
2-4-0		0-0-0		0-0-0		AWAY		0-0-0		0-0-0		2-4-0							
0-0-0		0-0-0		0-0-0		NEUTRAL		0-0-0		0-0-0		0-0-0							
RPI	S	Opponent		Score		RPI	S	Opponent		Score		RPI	S	Opponent		Score			
								90	N	Dartmouth	0	9	110	N	Jacksonville	0	3		
													113	A	Col. of Charleston	1	6		
													168	N	Liberty	2	5		
													176	A	Presbyterian	2	4		
													211	A	Bethune-Cookman	1	22		
													211	A	Bethune-Cookman	0	8		
													211	A	Bethune-Cookman	0	7		
													230	N	Loyola Chicago	4	5		
													237	H	Gardner-Webb	0	6		
													237	H	Gardner-Webb	3	4		
													240	H	Youngstown St.	2	17		
													278	H	N.C. A&T	5	6		
													278	H	N.C. A&T	2	10		
													278	H	N.C. A&T	2	7		
													280	A	N.C. Central	8	3		
													280	A	N.C. Central	9	6		
													280	A	N.C. Central	2	9		
													291	H	Alabama A&M	4	5		
													291	H	Alabama A&M	3	4		
													294	H	UMES	6	8		
													294	H	UMES	9	0		
LAST 10 GAMES																			
						280	A	N.C. Central	9	6	211	A	Bethune-Cookman	1	22				
						280	A	N.C. Central	8	3	211	A	Bethune-Cookman	0	8				
						280	A	N.C. Central	2	9	278	H	N.C. A&T	2	7				
						176	A	Presbyterian	2	4	278	H	N.C. A&T	2	10				
						211	A	Bethune-Cookman	0	7	278	H	N.C. A&T	5	6				
Non-Div. I Games:		Clark Atlanta		12	2	Concordia (AL)		20	2	Benedict		8	5	Virginia St.		12	0		
																		South Carolina	

Average RPI Win: 0		WON-LOST RECORD		WINNING PCT. RANK		LAST 10 GAMES		STRENGTH OF SCHEDULE		OPP. STRENGTH OF SCHEDULE		TEAM RPI		ADJ RPI		CONF. RPI		ADJ CONF. RPI					
Average RPI Loss: 220																							
DIV. I ONLY		0-21-0		0 295		0-10-0		274		293		294		.28908 293		32		32					
DIV. I NON-CONF.		0-13-0		0 288		0-6-0		186		287		289		.34081 285		32		32					
TOTALS		RPI 1-25		RPI 26-50		W-L RECORDS		RPI 51-100		RPI 101-150		RPI 150+											
0-21-0		0-0-0		0-0-0		OVERALL		0-0-0		0-1-0		0-20-0											
0-3-0		0-0-0		0-0-0		HOME		0-0-0		0-0-0		0-3-0											
0-10-0		0-0-0		0-0-0		AWAY		0-0-0		0-0-0		0-10-0											
0-8-0		0-0-0		0-0-0		NEUTRAL		0-0-0		0-1-0		0-7-0											
0-13-0		0-0-0		0-0-0		NON-CONFERENCE		0-0-0		0-1-0		0-12-0											
0-2-0		0-0-0		0-0-0		HOME		0-0-0		0-0-0		0-2-0											
0-7-0		0-0-0		0-0-		AWAY		0-0-0		0-0-0		0-7-0											
0-4-0		0-0-0		0-0-0		NEUTRAL		0-0-0		0-1-0		0-3-0											
0-8-0		0-0-0		0-0-0		CONFERENCE		0-0-0		0-0-0		0-8-0											
0-1-0		0-0-0		0-0-0		HOME		0-0-0		0-0-0		0-1-0											
0-3-0		0-0-0		0-0-0		AWAY		0-0-0		0-0-0		0-3-0											
0-4-0		0-0-0		0-0-0		NEUTRAL		0-0-0		0-0-0		0-4-0											
RPI	S	Opponent		Score		RPI	S	Opponent		Score		RPI	S	Opponent		Score		RPI	S	Opponent		Score	
														121	N	Texas-Arlington	1	10					
														157	H	Nicholls St.	8	15					
														157	H	Nicholls St.	3	5					
														157	N	Nicholls St.	1	6					
														167	N	Omaha	1	9					
														174	A	Lamar	0	18					
														174	A	Lamar	2	13					
														184	N	UT Martin	0	9					
														208	A	Southeastern La.	4	10					
														213	A	Southern Miss.	3	8					
														213	A	Southern Miss.	0	12					
														223	A	Memphis	2	10					
														223	A	Memphis	0	8					
														259	H	Mississippi Val.	0	10					
														267	N	Texas Southern	2	10					
														276	N	Southern U.	6	10					
														288	N	Ark.-Pine Bluff	2	6					
														289	N	Grambling	1	8					
														291	A	Alabama A&M	3	4					
														291	A	Alabama A&M	4	15					
														291	A	Alabama A&M	2	10					
LAST 10 GAMES																							
174	A	Lamar	2	13	291	A	Alabama A&M	3	4														
174	A	Lamar	0	18	291	A	Alabama A&M	4	15														
259	H	Mississippi Val.	0	10	291	A	Alabama A&M	2	10														
157	H	Nicholls St.	8	15	223	A	Memphis	0	8														
157	H	Nicholls St.	3	5	223	A	Memphis	2	10														
Non-Div. I Games:		LSU-Alexandria		2	23	Kentucky St.		13	5	Kentucky St.		8	4	LSU-Alexandria		2	13	Alcorn					

UMES

Average RPI Win: 270		WON-LOST RECORD	WINNING PCT. RANK		LAST 10 GAMES		STRENGTH OF SCHEDULE		OPP. STRENGTH OF SCHEDULE		TEAM RPI	ADJ RPI		CONF. RPI	ADJ CONF. RPI		
Average RPI Loss: 244																	
DIV. I ONLY		4-22-0	.15385	283	1-9-0		290		295		295	.28878	294	31	31		
DIV. I NON-CONF.		0-9-0	0	288	0-2-0		206		291		290	.336	289	31	31		
TOTALS		RPI 1-25		RPI 26-50		W-L RECORDS		RPI 51-100		RPI 101-150		RPI 150+					
4-22-0		0-0-0		0-1-0		OVERALL		0-0-0		0-1-0		4-20-0					
0-3-0		0-0-0		0-0-0		HOME		0-0-0		0-0-0		0-3-0					
4-13-0		0-0-0		0-1-0		AWAY		0-0-0		0-0-0		4-10-0					
0-6-0		0-0-0		0-0-0		NEUTRAL		0-0-0		0-1-0		0-5-0					
0-9-0		0-0-0		0-1-0		NON-CONFERENCE		0-0-0		0-1-0		0-7-0					
0-0-0		0-0-0		0-0-0		HOME		0-0-0		0-0-0		0-0-0					
0-3-0		0-0-0		0-0-		AWAY		0-0-0		0-0-0		0-2-0					
0-6-0		0-0-0		0-0-0		NEUTRAL		0-0-0		0-1-0		0-5-0					
4-13-0		0-0-0		0-0-0		CONFERENCE		0-0-0		0-0-0		4-13-0					
0-3-0		0-0-0		0-0-0		HOME		0-0-0		0-0-0		0-3-0					
4-10-0		0-0-0		0-0-0		AWAY		0-0-0		0-0-0		4-10-0					
0-0-0		0-0-0		0-0-0		NEUTRAL		0-0-0		0-0-0		0-0-0					
RPI	S	Opponent		Score		RPI	S	Opponent		Score		RPI	S	Opponent		Score	
				39	A	USC Upstate		0	8			114	N	St. John's (NY)	2	7	
												176	N	Presbyterian	2	12	
												218	N	Drexel	2	14	
												236	A	Savannah St.	2	12	
												236	A	Savannah St.	12	9	
												240	N	Youngstown St.	7	10	
												241	N	Bryant	6	19	
												241	N	Bryant	1	11	
												250	A	UMBC	0	2	
												250	A	UMBC	5	13	
												268	A	Howard	6	5	
												268	A	Howard	3	8	
												268	A	Howard	0	2	
												278	A	N.C. A&T	4	5	
												278	A	N.C. A&T	4	5	
												280	A	N.C. Central	0	9	
												280	A	N.C. Central	3	8	
												283	H	Coppin St.	6	7	
												283	H	Coppin St.	11	16	
												283	H	Coppin St.	4	12	
												284	A	Norfolk St.	1	13	
						LAST 10 GAMES						284	A	Norfolk St.	2	0	
						284	A	Norfolk St.	4	5		283	H	Coppin St.	6	7	
						284	A	Norfolk St.	2	0		250	A	UMBC	0	2	
						284	A	Norfolk St.	1	13		250	A	UMBC	5	13	
						283	H	Coppin St.	4	12		268	A	Howard	3	8	
						283	H	Coppin St.	11	16		268	A	Howard	0	2	
												284	A	Norfolk St.	4	5	
												292	A	South Carolina St.	0	9	
												292	A	South Carolina St.	8	6	

Non-Div. I Games:

UMES

Average RPI Win: 282		WON-LOST RECORD		WINNING PCT. RANK		LAST 10 GAMES		STRENGTH OF SCHEDULE		OPP. STRENGTH OF SCHEDULE		TEAM RPI		ADJ RPI		CONF. RPI		ADJ CONF. RPI	
DIV. I ONLY		4-16-0		.2 276		2-7-0		293		277		293		.27904 295		32		32	
DIV. I NON-CONF.		0-10-0		0 288		0-3-0		293		209		295		.25809 295		32		32	
TOTALS		RPI 1-25		RPI 26-50		W-L RECORDS		RPI 51-100		RPI 101-150		RPI 150+							
4-16-0		0-0-0		0-0-0		OVERALL		0-1-0		0-1-0		4-14-0							
2-4-0		0-0-0		0-0-0		HOME		0-0-0		0-0-0		2-4-0							
0-7-0		0-0-0		0-0-0		AWAY		0-0-0		0-1-0		0-6-0							
2-5-0		0-0-0		0-0-0		NEUTRAL		0-1-0		0-0-0		2-4-0							
0-10-0		0-0-0		0-0-0		NON-CONFERENCE		0-1-0		0-1-0		0-8-0							
0-3-0		0-0-0		0-0-0		HOME		0-0-0		0-0-0		0-3-0							
0-4-0		0-0-0		0-0-		AWAY		0-0-0		0-1-0		0-3-0							
0-3-0		0-0-0		0-0-0		NEUTRAL		0-1-0		0-0-0		0-2-0							
4-6-0		0-0-0		0-0-0		CONFERENCE		0-0-0		0-0-0		4-6-0							
2-1-0		0-0-0		0-0-0		HOME		0-0-0		0-0-0		2-1-0							
0-3-0		0-0-0		0-0-0		AWAY		0-0-0		0-0-0		0-3-0							
2-2-0		0-0-0		0-0-0		NEUTRAL		0-0-0		0-0-0		2-2-0							
RPI	S	Opponent	Score	RPI	S	Opponent	Score	RPI	S	Opponent	Score	RPI	S	Opponent	Score				
								96	N	Texas Tech	0 12	121	A	Texas-Arlington	3 19				
												153	N	DePaul	2 10				
												172	N	UMKC	4 15				
												198	A	Stephen F. Austin	4 7				
												198	H	Stephen F. Austin	0 9				
												254	A	Abilene Christian	2 6				
												254	A	Abilene Christian	0 8				
												259	N	Mississippi Val.	2 3				
												261	N	Jackson St.	10 2				
												267	A	Texas Southern	2 6				
												267	A	Texas Southern	0 9				
												267	A	Texas Southern	3 7				
												272	H	Incarnate Word	10 19				
												272	H	Incarnate Word	3 8				
												277	N	Alabama St.	3 7				
												288	H	Ark.-Pine Bluff	9 8				
												288	H	Ark.-Pine Bluff	9 1				
												288	H	Ark.-Pine Bluff	9 10				
												291	N	Alabama A&M	7 5				
LAST 10 GAMES																			
				198	A	Stephen F. Austin	4 7	267	A	Texas Southern	0 9								
				272	H	Incarnate Word	3 8	288	H	Ark.-Pine Bluff	9 10								
				272	H	Incarnate Word	10 19	288	H	Ark.-Pine Bluff	9 8								
				267	A	Texas Southern	2 6	288	H	Ark.-Pine Bluff	9 1								
				267	A	Texas Southern	3 7	198	H	Stephen F. Austin	0 9								
Non-Div. I Games:		Houston-Victoria		1 12	Langston		10 2	Houston-Victoria		1 9	Houston-Victoria		5 8	Prairie View					
		Langston		8 10															