

Average RPI Win: 48		WON-LOST RECORD		WINNING PCT. RANK		LAST 10 GAMES		STRENGTH OF SCHEDULE		OPP. STRENGTH OF SCHEDULE		TEAM RPI		ADJ RPI		CONF. RPI		ADJ CONF. RPI	
DIV. I ONLY		25- 4		.86207 9		6- 4		2		4		1		.73993 1		2		2	
DIV. I NON-CONF.		11- 0		1 1		0- 0		5		14		1		.76405 1		1		1	
TOTALS		RPI 1-25		RPI 26-50		W-L RECORDS		RPI 51-100		RPI 101-150		RPI 150+							
25- 4		9- 3		6- 1		OVERALL		7- 0		3- 0		0- 0							
12- 1		5- 1		4- 0		HOME		2- 0		1- 0		0- 0							
9- 3		3- 2		2- 1		AWAY		3- 0		1- 0		0- 0							
4- 0		1- 0		0- 0		NEUTRAL		2- 0		1- 0		0- 0							
11- 0		3- 0		3- 0		NON-CONFERENCE		4- 0		1- 0		0- 0							
5- 0		2- 0		2- 0		HOME		1- 0		0- 0		0- 0							
2- 0		0- 0		1- 0		AWAY		1- 0		0- 0		0- 0							
4- 0		1- 0		0- 0		NEUTRAL		2- 0		1- 0		0- 0							
14- 4		6- 3		3- 1		CONFERENCE		3- 0		2- 0		0- 0							
7- 1		3- 1		2- 0		HOME		1- 0		1- 0		0- 0							
7- 3		3- 2		1- 1		AWAY		2- 0		1- 0		0- 0							
0- 0		0- 0		0- 0		NEUTRAL		0- 0		0- 0		0- 0							
RPI S	Opponent	Score		RPI S	Opponent	Score		RPI S	Opponent	Score		RPI S	Opponent	Score					
3 A	Nebraska	1	3	29 A	Michigan St.	1	3	51 N	St. Mary's (CA)	3	0	114 N	Cal Poly	3	1				
5 A	Purdue	1	3	29 H	Michigan St.	3	2	53 A	Wisconsin	3	0	137 A	Indiana	3	1				
5 H	Purdue	3	1	37 H	Dayton	3	2	53 H	Wisconsin	3	1	137 H	Indiana	3	1				
10 A	Minnesota	3	2	38 H	Louisville	3	2	56 N	UC Santa Barbara	3	1								
10 H	Minnesota	0	3	48 A	Middle Tenn.	3	0	59 A	BYU	3	0								
11 A	Penn St.	3	2	49 A	Ohio St.	3	0	67 H	Houston	3	1								
11 H	Penn St.	3	0	49 H	Ohio St.	3	1	91 A	Northwestern	3	0								
13 H	Tennessee	3	1																
18 H	Cincinnati	3	0																
22 N	Tulsa	3	2																
23 A	Michigan	3	1																
23 H	Michigan	3	1																
				LAST 10 GAMES															
				23 A	Michigan	3	1	5 A	Purdue	1	3								
				29 A	Michigan St.	1	3	10 H	Minnesota	0	3								
				49 H	Ohio St.	3	1	53 H	Wisconsin	3	1								
				11 H	Penn St.	3	0	3 A	Nebraska	1	3								
				137 A	Indiana	3	1	91 A	Northwestern	3	0								

Non-Div. I Games:

Illinois

Average RPI Win:	58	WON-LOST	WINNING	LAST 10	STRENGTH OF	OPP. STRENGTH	TEAM	ADJ	CONF.	ADJ CONF.		
Average RPI Loss:	4	RECORD	PCT. RANK	GAMES	SCHEDULE	OF SCHEDULE	RPI	RPI	RPI	RPI		
DIV. I ONLY		22- 4	.84615	14	9- 1	3	5	2	.73135	2	1	1
DIV. I NON-CONF.		9- 2	.81818	34	0- 0	8	8	7	.71029	7	2	2
<hr/>												
TOTALS	RPI 1-25	RPI 26-50		W-L RECORDS		RPI 51-100		RPI 101-150		RPI 150+		
22- 4	4- 4	12- 0		OVERALL		0- 0		5- 0		1- 0		
9- 1	0- 1	5- 0		HOME		0- 0		3- 0		1- 0		
11- 3	3- 3	7- 0		AWAY		0- 0		1- 0		0- 0		
2- 0	1- 0	0- 0		NEUTRAL		0- 0		1- 0		0- 0		
9- 2	3- 2	2- 0		NON-CONFERENCE		0- 0		3- 0		1- 0		
3- 0	0- 0	0- 0		HOME		0- 0		2- 0		1- 0		
4- 2	2- 2	2- 0		AWAY		0- 0		0- 0		0- 0		
2- 0	1- 0	0- 0		NEUTRAL		0- 0		1- 0		0- 0		
13- 2	1- 2	10- 0		CONFERENCE		0- 0		2- 0		0- 0		
6- 1	0- 1	5- 0		HOME		0- 0		1- 0		0- 0		
7- 1	1- 1	5- 0		AWAY		0- 0		1- 0		0- 0		
0- 0	0- 0	0- 0		NEUTRAL		0- 0		0- 0		0- 0		
RPI S	Opponent	Score	RPI S	Opponent	Score	RPI S	Opponent	Score	RPI S	Opponent	Score	
3 A	Nebraska	0 3	27 A	Kansas St.	3 0				101 A	Texas Tech	3 0	
4 A	Texas	0 3	27 H	Kansas St.	3 0				101 H	Texas Tech	3 0	
4 H	Texas	2 3	28 A	Oklahoma	3 1				130 N	IUPUI	3 0	
6 A	UNI	0 3	28 H	Oklahoma	3 1				138 H	Arizona St.	3 1	
17 A	Northern Ill.	3 1	32 A	Missouri	3 1				145 H	Iowa	3 0	
18 N	Cincinnati	3 1	32 H	Missouri	3 0				154 H	Southern Miss.	3 0	
19 A	Texas A&M	3 1	40 A	North Dakota St.	3 2							
20 A	Florida	3 2	40 A	North Dakota St.	3 0							
			45 A	Baylor	3 2							
			45 H	Baylor	3 0							
			47 A	Kansas	3 0							
			47 H	Kansas	3 0							
			LAST 10 GAMES									
			45 A	Baylor	3 2	4 A	A Texas	0 3				
			27 H	Kansas St.	3 0	47 H	Kansas	3 0				
			32 A	Missouri	3 1	19 A	Texas A&M	3 1				
			101 H	Texas Tech	3 0	45 H	Baylor	3 0				
			28 A	Oklahoma	3 1	28 H	Oklahoma	3 1				

Non-Div. I Games:

Iowa St.

Average RPI Win: 62		WON-LOST	WINNING	LAST 10	STRENGTH OF		OPP. STRENGTH	TEAM	ADJ	CONF.	ADJ CONF.
Average RPI Loss: 16		RECORD	PCT. RANK	GAMES	SCHEDULE		OF SCHEDULE	RPI	RPI	RPI	RPI
DIV. I ONLY		23- 3	.88462	5	5		3	3	.7242	3	2
DIV. I NON-CONF.		7- 1	.875	21	26		18	10	.67669	11	1
TOTALS		RPI 1-25	RPI 26-50		W-L RECORDS		RPI 51-100		RPI 101-150		RPI 150+
23- 3		8- 2	4- 1		OVERALL		6- 0		4- 0		1- 0
14- 0		6- 0	2- 0		HOME		3- 0		2- 0		1- 0
7- 3		2- 2	2- 1		AWAY		1- 0		2- 0		0- 0
2- 0		0- 0	0- 0		NEUTRAL		2- 0		0- 0		0- 0
7- 1		1- 0	0- 1		NON-CONFERENCE		4- 0		1- 0		1- 0
4- 0		1- 0	0- 0		HOME		2- 0		0- 0		1- 0
1- 1		0- 0	0- 1		AWAY		0- 0		1- 0		0- 0
2- 0		0- 0	0- 0		NEUTRAL		2- 0		0- 0		0- 0
16- 2		7- 2	4- 0		CONFERENCE		2- 0		3- 0		0- 0
10- 0		5- 0	2- 0		HOME		1- 0		2- 0		0- 0
6- 2		2- 2	2- 0		AWAY		1- 0		1- 0		0- 0
0- 0		0- 0	0- 0		NEUTRAL		0- 0		0- 0		0- 0
RPI S	Opponent	Score		RPI S	Opponent	Score		RPI S	Opponent	Score	
1 H	Illinois	3	1	29 A	Michigan St.	3	2	51 H	St. Mary's (CA)	3	2
2 H	Iowa St.	3	0	29 H	Michigan St.	3	0	53 A	Wisconsin	3	0
5 A	Purdue	0	3	31 A	Colorado St.	2	3	53 H	Wisconsin	3	1
5 H	Purdue	3	1	49 A	Ohio St.	3	1	61 H	Creighton	3	0
10 A	Minnesota	3	2	49 H	Ohio St.	3	1	62 N	New Mexico St.	3	2
10 H	Minnesota	3	1					83 N	Albany (NY)	3	0
11 A	Penn St.	1	3								
11 H	Penn St.	3	2								
23 A	Michigan	3	0								
23 H	Michigan	3	1								
				LAST 10 GAMES							
				53 H	Wisconsin	3	1	23 H	Michigan	3	1
				10 H	Minnesota	3	1	11 A	Penn St.	1	3
				5 A	Purdue	0	3	49 A	Ohio St.	3	1
				137 A	Indiana	3	0	1 H	Illinois	3	1
				29 H	Michigan St.	3	0	145 H	Iowa	3	0

Non-Div. I Games:

Nebraska

Average RPI Win:	51	WON-LOST	WINNING	LAST 10	STRENGTH OF	OPP. STRENGTH	TEAM	ADJ	CONF.	ADJ CONF.		
Average RPI Loss:	17	RECORD	PCT. RANK	GAMES	SCHEDULE	OF SCHEDULE	RPI	RPI	RPI	RPI		
DIV. I ONLY		20- 4	.83333	16	10- 0	4	1	4	.71601	4	1	1
DIV. I NON-CONF.		7- 3	.7	69	0- 0	22	3	24	.64702	23	2	2
<hr/>												
TOTALS	RPI 1-25	RPI 26-50		W-L RECORDS		RPI 51-100		RPI 101-150		RPI 150+		
20- 4	5- 3	8- 1		OVERALL		2- 0		5- 0		0- 0		
12- 0	3- 0	4- 0		HOME		1- 0		4- 0		0- 0		
7- 3	1- 2	4- 1		AWAY		1- 0		1- 0		0- 0		
1- 1	1- 1	0- 0		NEUTRAL		0- 0		0- 0		0- 0		
<hr/>												
7- 3	2- 3	0- 0		NON-CONFERENCE		2- 0		3- 0		0- 0		
5- 0	1- 0	0- 0		HOME		1- 0		3- 0		0- 0		
1- 2	0- 2	0- 0		AWAY		1- 0		0- 0		0- 0		
1- 1	1- 1	0- 0		NEUTRAL		0- 0		0- 0		0- 0		
<hr/>												
13- 1	3- 0	8- 1		CONFERENCE		0- 0		2- 0		0- 0		
7- 0	2- 0	4- 0		HOME		0- 0		1- 0		0- 0		
6- 1	1- 0	4- 1		AWAY		0- 0		1- 0		0- 0		
0- 0	0- 0	0- 0		NEUTRAL		0- 0		0- 0		0- 0		
<hr/>												
RPI	S	Opponent	Score	RPI	S	Opponent	Score	RPI	S	Opponent	Score	
2	A	Iowa St.	3 2	27	A	Kansas St.	3 0	58	A	TCU	3 0	
2	H	Iowa St.	3 0	27	H	Kansas St.	3 1	76	H	UTSA	3 1	
10	A	Minnesota	0 3	28	A	Oklahoma	2 3					
10	A	Minnesota	0 3	32	A	Missouri	3 1					
11	N	Penn St.	3 2	32	H	Missouri	3 0					
14	H	Pepperdine	3 1	45	A	Baylor	3 1					
19	H	Texas A&M	3 0	45	H	Baylor	3 0					
20	N	Florida	2 3	47	A	Kansas	3 2					
				47	H	Kansas	3 0					
<hr/>												
				LAST 10 GAMES								
				32	A	Missouri	3 1	2	H	Iowa St.	3 0	
				45	H	Baylor	3 0	32	H	Missouri	3 0	
				27	H	Kansas St.	3 1	45	A	Baylor	3 1	
				101	A	Texas Tech	3 0	27	A	Kansas St.	3 0	
				47	A	Kansas	3 2	101	H	Texas Tech	3 0	

Non-Div. I Games:

Texas

Average RPI Win:	93	WON-LOST RECORD	WINNING PCT. RANK	LAST 10 GAMES	STRENGTH OF SCHEDULE	OPP. STRENGTH OF SCHEDULE	TEAM RPI	ADJ RPI	CONF. RPI	ADJ CONF. RPI		
DIV. I ONLY		25- 4	.86207	9	9- 1	13	8	6	.69825	5	2	2
DIV. I NON-CONF.		11- 0	1	1	0- 0	79	53	16	.66497	17	1	1
<hr/>												
TOTALS	RPI 1-25	RPI 26-50		W-L RECORDS		RPI 51-100		RPI 101-150		RPI 150+		
25- 4	6- 4	7- 0		OVERALL		3- 0		5- 0		4- 0		
15- 1	4- 1	4- 0		HOME		2- 0		3- 0		2- 0		
6- 3	1- 3	2- 0		AWAY		1- 0		2- 0		0- 0		
4- 0	1- 0	1- 0		NEUTRAL		0- 0		0- 0		2- 0		
11- 0	1- 0	3- 0		NON-CONFERENCE		1- 0		2- 0		4- 0		
6- 0	0- 0	2- 0		HOME		1- 0		1- 0		2- 0		
1- 0	0- 0	0- 0		AWAY		0- 0		1- 0		0- 0		
4- 0	1- 0	1- 0		NEUTRAL		0- 0		0- 0		2- 0		
14- 4	5- 4	4- 0		CONFERENCE		2- 0		3- 0		0- 0		
9- 1	4- 1	2- 0		HOME		1- 0		2- 0		0- 0		
5- 3	1- 3	2- 0		AWAY		1- 0		1- 0		0- 0		
0- 0	0- 0	0- 0		NEUTRAL		0- 0		0- 0		0- 0		
RPI S	Opponent	Score		RPI S	Opponent	Score		RPI S	Opponent	Score		
1 A	Illinois	1	3	29 A	Michigan St.	3	1	71 H	Col. of Charleston	3	0	
1 H	Illinois	3	1	29 H	Michigan St.	3	0	91 A	Northwestern	3	1	
3 A	Nebraska	1	3	36 H	Ball St.	3	1	91 H	Northwestern	3	0	
3 H	Nebraska	3	0	38 N	Louisville	3	2					
10 H	Minnesota	3	1	45 H	Baylor	3	0					
11 A	Penn St.	1	3	49 A	Ohio St.	3	0					
11 H	Penn St.	1	3	49 H	Ohio St.	3	1					
18 N	Cincinnati	3	0									
23 A	Michigan	3	2									
23 H	Michigan	3	0									
				LAST 10 GAMES								
				11 A	Penn St.	1	3	1 H	Illinois	3	1	
				49 A	Ohio St.	3	0	29 A	Michigan St.	3	1	
				3 H	Nebraska	3	0	23 A	Michigan	3	2	
				145 H	Iowa	3	2	10 H	Minnesota	3	1	
				91 H	Northwestern	3	0	137 H	Indiana	3	2	

Non-Div. I Games:

Purdue

U  
N  
I

UNI

[illegible]

**Non-Div. I Games:**

Hawaii

[illegible]

**Non-Div. I Games:**

Florida St.



[illegible]

**Non-Div. I Games:**

Southern California

Minnesota

Through Games Of November 20, 2011

Average RPI Win: 48		WON-LOST	WINNING	LAST 10	STRENGTH OF		OPP. STRENGTH	TEAM	ADJ	CONF.	ADJ CONF.
Average RPI Loss: 23		RECORD	PCT. RANK	GAMES	SCHEDULE		OF SCHEDULE	RPI	RPI	RPI	RPI
DIV. I ONLY		16- 11	.59259	114	5- 5		1	2	12	.67595	10
DIV. I NON-CONF.		7- 2	.77778	48	0- 0		1	1	3	.74144	4
TOTALS		RPI 1-25	RPI 26-50		W-L RECORDS		RPI 51-100		RPI 101-150		RPI 150+
16- 11		6- 8	5- 2		OVERALL		3- 1		2- 0		0- 0
6- 4		2- 4	2- 0		HOME		1- 0		1- 0		0- 0
7- 5		3- 3	2- 1		AWAY		1- 1		1- 0		0- 0
3- 2		1- 1	1- 1		NEUTRAL		1- 0		0- 0		0- 0
7- 2		4- 1	2- 1		NON-CONFERENCE		1- 0		0- 0		0- 0
2- 0		2- 0	0- 0		HOME		0- 0		0- 0		0- 0
2- 0		1- 0	1- 0		AWAY		0- 0		0- 0		0- 0
3- 2		1- 1	1- 1		NEUTRAL		1- 0		0- 0		0- 0
9- 9		2- 7	3- 1		CONFERENCE		2- 1		2- 0		0- 0
4- 4		0- 4	2- 0		HOME		1- 0		1- 0		0- 0
5- 5		2- 3	1- 1		AWAY		1- 1		1- 0		0- 0
0- 0		0- 0	0- 0		NEUTRAL		0- 0		0- 0		0- 0
RPI S	Opponent	Score	RPI S	Opponent	Score	RPI S	Opponent	Score	RPI S	Opponent	Score
1 A	Illinois	3 0	29 A	Michigan St.	3 0	53 A	Wisconsin	3 2	145 A	Iowa	3 1
1 H	Illinois	2 3	29 H	Michigan St.	3 0	80 N	Saint Louis	3 0	145 H	Iowa	3 0
3 A	Nebraska	1 3	39 A	Marquette	3 2	91 A	Northwestern	0 3			
3 H	Nebraska	2 3	47 N	Kansas	2 3	91 H	Northwestern	3 1			
4 H	Texas	3 0	48 N	Middle Tenn.	3 0						
4 H	Texas	3 0	49 A	Ohio St.	0 3						
5 A	Purdue	1 3	49 H	Ohio St.	3 1						
6 A	UNI	3 2									
9 N	Southern California	2 3									
11 A	Penn St.	0 3									
11 H	Penn St.	2 3									
23 A	Michigan	3 2									
23 H	Michigan	0 3									
25 N	Oregon	3 2									
LAST 10 GAMES											
145 A	Iowa	3 1	11 H	Penn St.	2 3						
3 A	Nebraska	1 3	1 A	Illinois	3 0						
23 H	Michigan	0 3	91 A	Northwestern	0 3						
29 H	Michigan St.	3 0	5 A	Purdue	1 3						
49 H	Ohio St.	3 1	53 A	Wisconsin	3 2						

Non-Div. I Games:

Minnesota

Average RPI Win: 93		WON-LOST	WINNING	LAST 10	STRENGTH OF		OPP. STRENGTH	TEAM	ADJ	CONF.	ADJ CONF.
Average RPI Loss: 15		RECORD	PCT. RANK	GAMES	SCHEDULE		OF SCHEDULE	RPI	RPI	RPI	RPI
DIV. I ONLY		21- 7	.75	40	10		6	13	.67276	11	2
DIV. I NON-CONF.		7- 3	.7	69	27		44	30	.62588	30	1
TOTALS		RPI 1-25	RPI 26-50		W-L RECORDS		RPI 51-100		RPI 101-150		RPI 150+
21- 7		7- 6	1- 0		OVERALL		3- 1		6- 0		4- 0
13- 2		5- 2	1- 0		HOME		2- 0		2- 0		3- 0
6- 4		2- 3	0- 0		AWAY		1- 1		3- 0		0- 0
2- 1		0- 1	0- 0		NEUTRAL		0- 0		1- 0		1- 0
7- 3		1- 3	0- 0		NON-CONFERENCE		0- 0		2- 0		4- 0
4- 1		1- 1	0- 0		HOME		0- 0		0- 0		3- 0
1- 1		0- 1	0- 0		AWAY		0- 0		1- 0		0- 0
2- 1		0- 1	0- 0		NEUTRAL		0- 0		1- 0		1- 0
14- 4		6- 3	1- 0		CONFERENCE		3- 1		4- 0		0- 0
9- 1		4- 1	1- 0		HOME		2- 0		2- 0		0- 0
5- 3		2- 2	0- 0		AWAY		1- 1		2- 0		0- 0
0- 0		0- 0	0- 0		NEUTRAL		0- 0		0- 0		0- 0
RPI S	Opponent	Score	RPI S	Opponent	Score	RPI S	Opponent	Score	RPI S	Opponent	Score
1 A	Illinois	0 3	49 H	Ohio St.	3 0	53 A	Wisconsin	2 3	125 A	Pittsburgh	3 0
1 H	Illinois	2 3				53 H	Wisconsin	3 0	137 A	Indiana	3 0
3 A	Nebraska	2 3				91 A	Northwestern	3 0	137 H	Indiana	3 0
3 H	Nebraska	3 1				91 H	Northwestern	3 2	141 N	Miami (OH)	3 0
4 N	Texas	2 3							145 A	Iowa	3 0
5 A	Purdue	3 1							145 H	Iowa	3 1
5 H	Purdue	3 1							151 H	Long Island	3 0
9 H	Southern California	3 2							152 H	Fla. Gulf Coast	3 1
10 A	Minnesota	3 2							235 H	Rutgers	3 0
10 H	Minnesota	3 0							236 N	New Hampshire	3 0
16 A	Stanford	1 3									
23 H	Michigan	3 0									
25 H	Oregon	1 3									
LAST 10 GAMES											
	5 H Purdue	3 1		10 A Minnesota	3 2						
	137 H Indiana	3 0		3 H Nebraska	3 1						
	91 A Northwestern	3 0		145 H Iowa	3 1						
	1 A Illinois	0 3		23 H Michigan	3 0						
	53 A Wisconsin	2 3		49 H Ohio St.	3 0						

Non-Div. I Games:

Penn St.

Average RPI Win:	88	WON-LOST RECORD	WINNING PCT. RANK	LAST 10 GAMES	STRENGTH OF SCHEDULE	OPP. STRENGTH OF SCHEDULE	TEAM RPI	ADJ RPI	CONF. RPI	ADJ CONF. RPI					
DIV. I ONLY		26- 4	.86667	8	9- 1	27	22	10	.67115	12	4	4			
DIV. I NON-CONF.		9- 2	.81818	34	0- 0	9	16	8	.70259	8	4	4			
<hr/>															
TOTALS	RPI 1-25	RPI 26-50		W-L RECORDS		RPI 51-100		RPI 101-150		RPI 150+					
26- 4	4- 3	1- 0		OVERALL		8- 0		12- 1		1- 0					
17- 1	3- 1	1- 0		HOME		5- 0		7- 0		1- 0					
7- 3	0- 2	0- 0		AWAY		2- 0		5- 1		0- 0					
2- 0	1- 0	0- 0		NEUTRAL		1- 0		0- 0		0- 0					
9- 2	2- 2	1- 0		NON-CONFERENCE		4- 0		1- 0		1- 0					
7- 1	1- 1	1- 0		HOME		3- 0		1- 0		1- 0					
0- 1	0- 1	0- 0		AWAY		0- 0		0- 0		0- 0					
2- 0	1- 0	0- 0		NEUTRAL		1- 0		0- 0		0- 0					
17- 2	2- 1	0- 0		CONFERENCE		4- 0		11- 1		0- 0					
10- 0	2- 0	0- 0		HOME		2- 0		6- 0		0- 0					
7- 2	0- 1	0- 0		AWAY		2- 0		5- 1		0- 0					
0- 0	0- 0	0- 0		NEUTRAL		0- 0		0- 0		0- 0					
<hr/>															
RPI S	Opponent	Score		RPI S	Opponent	Score		RPI S	Opponent	Score		RPI S	Opponent	Score	
8 A	Florida St.	0	3	38 H	Louisville	3	0	57 H	Ohio	3	0	104 A	Ole Miss	3	2
13 H	Tennessee	3	2					63 A	Arkansas	3	1	104 H	Ole Miss	3	1
18 H	Cincinnati	0	3					63 H	Arkansas	3	2	110 A	Georgia	3	1
20 A	Florida	1	3					66 H	Virginia Tech	3	0	110 H	Georgia	3	1
20 H	Florida	3	2					67 H	Houston	3	1	115 A	South Carolina	3	1
21 H	Western Ky.	3	0					72 A	LSU	3	0	115 H	South Carolina	3	0
22 N	Tulsa	3	2					72 H	LSU	3	0	126 A	Auburn	3	2
								83 N	Albany (NY)	3	1	126 H	Auburn	3	0
												128 A	Mississippi St.	0	3
												128 H	Mississippi St.	3	0
												132 H	Loyola Marymount	3	0
												139 A	Alabama	3	0
												139 H	Alabama	3	0
												180 H	West Virginia	3	0
<hr/>															
				LAST 10 GAMES											
				63 H	Arkansas	3	2	20 H	Florida	3	2				
				72 H	LSU	3	0	115 H	South Carolina	3	0				
				104 A	Ole Miss	3	2	126 A	Auburn	3	2				
				139 A	Alabama	3	0	110 A	Georgia	3	1				
				128 H	Mississippi St.	3	0	128 A	Mississippi St.	0	3				

Non-Div. I Games:

Kentucky

[illegible]

**Non-Div. I Games:**

Tennessee

Average RPI Win:		98	WON-LOST RECORD		WINNING PCT. RANK		LAST 10 GAMES		STRENGTH OF SCHEDULE		OPP. STRENGTH OF SCHEDULE		TEAM RPI		ADJ RPI		CONF. RPI		ADJ CONF. RPI					
DIV. I ONLY			21- 6		.77778		29		9- 1		11		27		14		.66594		14		6		6	
DIV. I NON-CONF.			6- 5		.54545		150		0- 0		3		4		17		.66696		14		6		6	
TOTALS		RPI 1-25		RPI 26-50		W-L RECORDS		RPI 51-100		RPI 101-150		RPI 150+												
21- 6		2- 5		3- 0		OVERALL		6- 1		6- 0		4- 0												
11- 1		1- 1		1- 0		HOME		4- 0		3- 0		2- 0												
8- 4		0- 3		2- 0		AWAY		2- 1		2- 0		2- 0												
2- 1		1- 1		0- 0		NEUTRAL		0- 0		1- 0		0- 0												
6- 5		2- 5		1- 0		NON-CONFERENCE		1- 0		2- 0		0- 0												
3- 1		1- 1		0- 0		HOME		1- 0		1- 0		0- 0												
1- 3		0- 3		1- 0		AWAY		0- 0		0- 0		0- 0												
2- 1		1- 1		0- 0		NEUTRAL		0- 0		1- 0		0- 0												
15- 1		0- 0		2- 0		CONFERENCE		5- 1		4- 0		4- 0												
8- 0		0- 0		1- 0		HOME		3- 0		2- 0		2- 0												
7- 1		0- 0		1- 0		AWAY		2- 1		2- 0		2- 0												
0- 0		0- 0		0- 0		NEUTRAL		0- 0		0- 0		0- 0												
RPI	S	Opponent		Score		RPI	S	Opponent		Score		RPI	S	Opponent		Score								
4	A	Texas		1	3	26	A	San Diego		3	0	51	A	St. Mary's (CA)		0	3	104	N	Ole Miss		3	0	
7	A	Hawaii		1	3	26	H	San Diego		3	0	51	H	St. Mary's (CA)		3	2	110	H	Georgia		3	1	
7	A	Hawaii		1	3	37	A	Dayton		3	2	56	H	UC Santa Barbara		3	0	123	A	Santa Clara		3	1	
8	N	Florida St.		3	1							59	A	BYU		3	1	123	H	Santa Clara		3	0	
15	H	UCLA		3	2							59	H	BYU		3	1	132	A	Loyola Marymount		3	0	
23	N	Michigan		2	3							89	A	San Francisco		3	1	132	H	Loyola Marymount		3	0	
24	H	Miami (FL)		1	3							89	H	San Francisco		3	1	199	A	Gonzaga		3	1	
																		199	H	Gonzaga		3	0	
																		208	A	Portland		3	2	
																		208	H	Portland		3	0	
LAST 10 GAMES																								
26 A San Diego						3 0						208 H Portland						3 0						
89 H San Francisco						3 1						199 H Gonzaga						3 0						
51 A St. Mary's (CA)						0 3						26 H San Diego						3 0						
132 H Loyola Marymount						3 0						59 A BYU						3 1						
123 H Santa Clara						3 0						89 A San Francisco						3 1						

**Non-Div. I Games:**

Pepperdine

Average RPI Win:		99	WON-LOST RECORD		WINNING PCT. RANK		LAST 10 GAMES		STRENGTH OF SCHEDULE		OPP. STRENGTH OF SCHEDULE		TEAM RPI		ADJ RPI		CONF. RPI		ADJ CONF. RPI				
DIV. I ONLY			24- 5		.82759 17		8- 2		36		20		19		.66474 15		3		3				
DIV. I NON-CONF.			7- 1		.875 21		0- 0		40		42		15		.66663 15		3		3				
TOTALS		RPI 1-25		RPI 26-50				W-L RECORDS		RPI 51-100				RPI 101-150				RPI 150+					
24- 5		5- 2		5- 3				OVERALL		0- 0				11- 0				3- 0					
10- 1		2- 0		2- 1				HOME		0- 0				5- 0				1- 0					
10- 4		3- 2		1- 2				AWAY		0- 0				5- 0				1- 0					
4- 0		0- 0		2- 0				NEUTRAL		0- 0				1- 0				1- 0					
7- 1		1- 1		2- 0				NON-CONFERENCE		0- 0				3- 0				1- 0					
1- 0		0- 0		0- 0				HOME		0- 0				1- 0				0- 0					
2- 1		1- 1		0- 0				AWAY		0- 0				1- 0				0- 0					
4- 0		0- 0		2- 0				NEUTRAL		0- 0				1- 0				1- 0					
17- 4		4- 1		3- 3				CONFERENCE		0- 0				8- 0				2- 0					
9- 1		2- 0		2- 1				HOME		0- 0				4- 0				1- 0					
8- 3		2- 1		1- 2				AWAY		0- 0				4- 0				1- 0					
0- 0		0- 0		0- 0				NEUTRAL		0- 0				0- 0				0- 0					
RPI	S	Opponent		Score		RPI	S	Opponent		Score		RPI	S	Opponent		Score		RPI	S	Opponent		Score	
7	A	Hawaii		3	1	30	A	Washington		0	3			112	H	Cal St. Northridge		3	0				
9	A	Southern California		3	0	30	H	Washington		3	0			117	A	Oregon St.		3	1				
14	A	Pepperdine		2	3	34	A	California		3	1			117	H	Oregon St.		3	0				
16	A	Stanford		3	0	34	H	California		3	1			132	A	Loyola Marymount		3	0				
16	H	Stanford		3	2	43	A	Arizona		2	3			135	A	Utah		3	0				
25	A	Oregon		2	3	43	H	Arizona		0	3			135	H	Utah		3	0				
25	H	Oregon		3	1	44	N	Long Beach St.		3	1			138	A	Arizona St.		3	0				
						49	N	Ohio St.		3	1			138	H	Arizona St.		3	0				
														146	N	Cal St. Fullerton		3	0				
														149	A	Washington St.		3	0				
														149	H	Washington St.		3	0				
														171	A	Colorado		3	0				
														171	H	Colorado		3	1				
														304	N	Quinnipiac		3	0				
LAST 10 GAMES																							
						138	H	Arizona St.		3	0	30	H	Washington		3	0						
						43	H	Arizona		0	3	16	A	Stanford		3	0						
						117	A	Oregon St.		3	1	34	A	California		3	1						
						25	A	Oregon		2	3	135	H	Utah		3	0						
						149	H	Washington St.		3	0	171	H	Colorado		3	1						

Non-Div. I Games:

UCLA

Average RPI Win:	87	WON-LOST RECORD	WINNING PCT. RANK	LAST 10 GAMES	STRENGTH OF SCHEDULE	OPP. STRENGTH OF SCHEDULE	TEAM RPI	ADJ RPI	CONF. RPI	ADJ CONF. RPI				
DIV. I ONLY		21- 6	.77778	29	7- 3	19	11	17	.66233	16	3	3		
DIV. I NON-CONF.		6- 0	1	1	0- 0	6	7	2	.75932	2	3	3		
<hr/>														
TOTALS	RPI 1-25	RPI 26-50		W-L RECORDS		RPI 51-100		RPI 101-150		RPI 150+				
21- 6	4- 4	4- 2		OVERALL		3- 0		8- 0		2- 0				
12- 2	3- 2	3- 0		HOME		1- 0		4- 0		1- 0				
8- 4	1- 2	1- 2		AWAY		1- 0		4- 0		1- 0				
1- 0	0- 0	0- 0		NEUTRAL		1- 0		0- 0		0- 0				
<hr/>														
6- 0	2- 0	1- 0		NON-CONFERENCE		3- 0		0- 0		0- 0				
4- 0	2- 0	1- 0		HOME		1- 0		0- 0		0- 0				
1- 0	0- 0	0- 0		AWAY		1- 0		0- 0		0- 0				
1- 0	0- 0	0- 0		NEUTRAL		1- 0		0- 0		0- 0				
<hr/>														
15- 6	2- 4	3- 2		CONFERENCE		0- 0		8- 0		2- 0				
8- 2	1- 2	2- 0		HOME		0- 0		4- 0		1- 0				
7- 4	1- 2	1- 2		AWAY		0- 0		4- 0		1- 0				
0- 0	0- 0	0- 0		NEUTRAL		0- 0		0- 0		0- 0				
<hr/>														
RPI	S	Opponent	Score		RPI	S	Opponent	Score		RPI	S	Opponent	Score	
9	A	Southern California	0	3	30	A	Washington	2	3	54	H	Notre Dame	3	1
9	H	Southern California	3	0	30	H	Washington	3	0	60	A	Rice	3	0
11	H	Penn St.	3	1	34	A	California	1	3	73	N	Delaware	3	0
15	A	UCLA	2	3	41	H	Duke	3	1					
15	H	UCLA	0	3	43	A	Arizona	3	1					
20	H	Florida	3	2	43	H	Arizona	3	1					
25	A	Oregon	3	1										
25	H	Oregon	2	3										
					LAST 10 GAMES									
					117	H	Oregon St.	3	1	171	A	Colorado	3	1
					25	H	Oregon	2	3	15	H	UCLA	0	3
					149	A	Washington St.	3	1	9	H	Southern California	3	0
					30	A	Washington	2	3	138	A	Arizona St.	3	1
					135	A	Utah	3	0	43	A	Arizona	3	1



Average RPI Win:		120	WON-LOST RECORD		WINNING PCT. RANK		LAST 10 GAMES		STRENGTH OF SCHEDULE		OPP. STRENGTH OF SCHEDULE		TEAM RPI		ADJ RPI		CONF. RPI		ADJ CONF. RPI	
DIV. I ONLY			27- 6		.81818	21	9- 1		18		61		15		.65958	17	7		7	
DIV. I NON-CONF.			11- 3		.78571	44	0- 0		33		31		23		.6492	21	8		8	
TOTALS		RPI 1-25		RPI 26-50		W-L RECORDS		RPI 51-100		RPI 101-150		RPI 150+								
27- 6		1- 3		6- 1		OVERALL		5- 2		6- 0		9- 0								
11- 3		1- 2		2- 0		HOME		2- 1		3- 0		3- 0								
12- 1		0- 0		2- 1		AWAY		3- 0		2- 0		5- 0								
4- 2		0- 1		2- 0		NEUTRAL		0- 1		1- 0		1- 0								
11- 3		1- 3		2- 0		NON-CONFERENCE		1- 0		1- 0		6- 0								
4- 2		1- 2		0- 0		HOME		0- 0		1- 0		2- 0								
5- 0		0- 0		1- 0		AWAY		1- 0		0- 0		3- 0								
2- 1		0- 1		1- 0		NEUTRAL		0- 0		0- 0		1- 0								
16- 3		0- 0		4- 1		CONFERENCE		4- 2		5- 0		3- 0								
7- 1		0- 0		2- 0		HOME		2- 1		2- 0		1- 0								
7- 1		0- 0		1- 1		AWAY		2- 0		2- 0		2- 0								
2- 1		0- 0		1- 0		NEUTRAL		0- 1		1- 0		0- 0								
RPI	S	Opponent		Score		RPI	S	Opponent		Score		RPI	S	Opponent		Score				
2	H	Iowa St.		1	3	35	A	Western Mich.		3	1	57	H	Ohio		3	0			
6	H	UNI		0	3	35	H	Western Mich.		3	0	61	A	Creighton		3	0			
18	H	Cincinnati		3	0	36	A	Ball St.		2	3	68	A	Eastern Mich.		3	1			
19	N	Texas A&M		1	3	36	H	Ball St.		3	0	68	H	Eastern Mich.		1	3			
						36	N	Ball St.		3	1	78	A	Central Mich.		3	1			
						39	N	Marquette		3	1	78	H	Central Mich.		3	0			
						50	A	Milwaukee		3	0	78	N	Central Mich.		2	3			

Non-Div. I Games:

Northern Ill.



Average RPI Win:	91	WON-LOST RECORD	WINNING PCT. RANK	LAST 10 GAMES	STRENGTH OF SCHEDULE	OPP. STRENGTH OF SCHEDULE	TEAM RPI	ADJ RPI	CONF. RPI	ADJ CONF. RPI					
DIV. I ONLY		21- 6	.77778	29	8- 2	24	9	22	.65215	19	1	1			
DIV. I NON-CONF.		11- 2	.84615	26	0- 0	96	41	31	.62026	31	2	2			
<hr/>															
TOTALS	RPI 1-25	RPI 26-50		W-L RECORDS		RPI 51-100		RPI 101-150		RPI 150+					
21- 6	1- 3	8- 2		OVERALL		3- 1		5- 0		4- 0					
10- 1	0- 1	5- 0		HOME		3- 0		2- 0		0- 0					
6- 4	0- 2	3- 2		AWAY		0- 0		1- 0		2- 0					
5- 1	1- 0	0- 0		NEUTRAL		0- 1		2- 0		2- 0					
<hr/>															
11- 2	1- 1	0- 0		NON-CONFERENCE		3- 1		3- 0		4- 0					
4- 0	0- 0	0- 0		HOME		3- 0		1- 0		0- 0					
2- 1	0- 1	0- 0		AWAY		0- 0		0- 0		2- 0					
5- 1	1- 0	0- 0		NEUTRAL		0- 1		2- 0		2- 0					
<hr/>															
10- 4	0- 2	8- 2		CONFERENCE		0- 0		2- 0		0- 0					
6- 1	0- 1	5- 0		HOME		0- 0		1- 0		0- 0					
4- 3	0- 1	3- 2		AWAY		0- 0		1- 0		0- 0					
0- 0	0- 0	0- 0		NEUTRAL		0- 0		0- 0		0- 0					
<hr/>															
RPI	S	Opponent	Score	RPI	S	Opponent	Score	RPI	S	Opponent	Score				
2	H	Iowa St.	1 3	27	A	Kansas St.	2 3	61	H	Creighton	3 0	101	A	Texas Tech	3 2
4	A	Texas	0 3	27	H	Kansas St.	3 0	61	H	Creighton	3 1	101	H	Texas Tech	3 0
17	N	Northern Ill.	3 1	28	A	Oklahoma	3 1	76	H	UTSA	3 0	107	H	Houston Baptist	3 0
23	A	Michigan	0 3	28	H	Oklahoma	3 2	79	N	Xavier	2 3	127	N	Toledo	3 0
				32	A	Missouri	1 3					149	N	Washington St.	3 0
				32	H	Missouri	3 0					159	A	Stephen F. Austin	3 1
				45	A	Baylor	3 1					178	N	Butler	3 0
				45	H	Baylor	3 2					208	A	Portland	3 1
				47	A	Kansas	3 2					261	N	Nevada	3 0
				47	H	Kansas	3 1								
<hr/>															
				LAST 10 GAMES											
				28	A	Oklahoma	3 1	47	H	Kansas	3 1				
				32	H	Missouri	3 0	2	H	Iowa St.	1 3				
				45	A	Baylor	3 1	101	A	Texas Tech	3 2				
				27	A	Kansas St.	2 3	28	H	Oklahoma	3 2				
				101	H	Texas Tech	3 0	47	A	Kansas	3 2				

Non-Div. I Games:

Texas A&amp;M

Average RPI Win: 106		WON-LOST RECORD		WINNING PCT. RANK		LAST 10 GAMES		STRENGTH OF SCHEDULE		OPP. STRENGTH OF SCHEDULE		TEAM RPI		ADJ RPI		CONF. RPI		ADJ CONF. RPI	
DIV. I ONLY		23- 5		.82143 20		8- 2		38		17		20		.65171 20		4		4	
DIV. I NON-CONF.		7- 2		.77778 48		0- 0		31		9		20		.65831 19		4		4	
TOTALS		RPI 1-25		RPI 26-50		W-L RECORDS		RPI 51-100		RPI 101-150		RPI 150+							
23- 5		3- 5		1- 0		OVERALL		5- 0		11- 0		3- 0							
14- 2		2- 2		1- 0		HOME		3- 0		5- 0		3- 0							
8- 3		0- 3		0- 0		AWAY		2- 0		6- 0		0- 0							
1- 0		1- 0		0- 0		NEUTRAL		0- 0		0- 0		0- 0							
7- 2		2- 2		1- 0		NON-CONFERENCE		1- 0		0- 0		3- 0							
6- 1		1- 1		1- 0		HOME		1- 0		0- 0		3- 0							
0- 1		0- 1		0- 0		AWAY		0- 0		0- 0		0- 0							
1- 0		1- 0		0- 0		NEUTRAL		0- 0		0- 0		0- 0							
16- 3		1- 3		0- 0		CONFERENCE		4- 0		11- 0		0- 0							
8- 1		1- 1		0- 0		HOME		2- 0		5- 0		0- 0							
8- 2		0- 2		0- 0		AWAY		2- 0		6- 0		0- 0							
0- 0		0- 0		0- 0		NEUTRAL		0- 0		0- 0		0- 0							
RPI S	Opponent	Score		RPI S	Opponent	Score		RPI S	Opponent	Score		RPI S	Opponent	Score					
2 H	Iowa St.	2	3	33 H	North Carolina	3	0	55 H	Clemson	3	0	104 A	Ole Miss	3	0				
4 N	Texas	3	2					63 A	Arkansas	3	2	104 H	Ole Miss	3	0				
8 H	Florida St.	3	0					63 H	Arkansas	3	0	110 A	Georgia	3	0				
12 A	Kentucky	2	3					72 A	LSU	3	1	110 H	Georgia	3	0				
12 H	Kentucky	3	1					72 H	LSU	3	0	115 A	South Carolina	3	0				
13 A	Tennessee	1	3									126 A	Auburn	3	0				
13 H	Tennessee	2	3									126 H	Auburn	3	0				
16 A	Stanford	2	3									128 A	Mississippi St.	3	0				
												128 H	Mississippi St.	3	0				
												139 A	Alabama	3	0				
												139 H	Alabama	3	0				
												198 H	Boston College	3	0				
												244 H	Jacksonville	3	0				
												290 H	Fla. Atlantic	3	0				
				LAST 10 GAMES															
				126 H	Auburn	3	0	139 H	Alabama	3	0								
				110 H	Georgia	3	0	12 A	Kentucky	2	3								
				63 A	Arkansas	3	2	13 A	Tennessee	1	3								
				72 A	LSU	3	1	128 H	Mississippi St.	3	0								
				104 H	Ole Miss	3	0	115 A	South Carolina	3	0								

Non-Div. I Games:

Florida

Average RPI Win:	145	WON-LOST RECORD	WINNING PCT. RANK	LAST 10 GAMES	STRENGTH OF SCHEDULE	OPP. STRENGTH OF SCHEDULE	TEAM RPI	ADJ RPI	CONF. RPI	ADJ CONF. RPI		
Average RPI Loss:	26											
DIV. I ONLY		31- 3	.91176	3	10- 0	57	111	18	.64418	21	15	16
DIV. I NON-CONF.		13- 2	.86667	25	0- 0	23	57	14	.66528	16	15	15
<hr/>												
TOTALS	RPI 1-25	RPI 26-50		W-L RECORDS		RPI 51-100		RPI 101-150		RPI 150+		
31- 3	0- 2	3- 1		OVERALL		10- 0		3- 0		15- 0		
12- 1	0- 0	0- 1		HOME		4- 0		1- 0		7- 0		
10- 2	0- 2	1- 0		AWAY		3- 0		1- 0		5- 0		
9- 0	0- 0	2- 0		NEUTRAL		3- 0		1- 0		3- 0		
<hr/>												
13- 2	0- 2	1- 0		NON-CONFERENCE		7- 0		1- 0		4- 0		
4- 0	0- 0	0- 0		HOME		2- 0		0- 0		2- 0		
3- 2	0- 2	0- 0		AWAY		2- 0		1- 0		0- 0		
6- 0	0- 0	1- 0		NEUTRAL		3- 0		0- 0		2- 0		
<hr/>												
18- 1	0- 0	2- 1		CONFERENCE		3- 0		2- 0		11- 0		
8- 1	0- 0	0- 1		HOME		2- 0		1- 0		5- 0		
7- 0	0- 0	1- 0		AWAY		1- 0		0- 0		5- 0		
3- 0	0- 0	1- 0		NEUTRAL		0- 0		1- 0		1- 0		
<hr/>												
RPI S	Opponent	Score		RPI S	Opponent	Score		RPI S	Opponent	Score		
12 A	Kentucky	0	3	32 N	Missouri	3	1	57 N	Ohio	3	1	
18 A	Cincinnati	2	3	48 A	Middle Tenn.	3	2	66 N	Virginia Tech	3	0	
				48 H	Middle Tenn.	1	3	72 H	LSU	3	1	
				48 N	Middle Tenn.	3	1	79 H	Xavier	3	1	
								85 A	Lipscomb	3	0	
								92 A	FIU	3	0	
								92 H	FIU	3	0	
								92 H	FIU	3	0	
								94 A	American	3	0	
								98 N	Villanova	3	0	
				LAST 10 GAMES								
				48 N Middle Tenn.		3	1	211 A South Ala.		3	0	
				92 H FIU		3	0	162 H North Texas		3	0	
				164 N Troy		3	0	150 H Denver		3	0	
				48 A Middle Tenn.		3	2	256 A La.-Monroe		3	0	
				164 A Troy		3	0	226 A La.-Lafayette		3	0	
								229 H UALR		3	2	
								256 A La.-Monroe		3	0	
								287 N Murray St.		3	0	
								290 A Fla. Atlantic		3	0	
								290 H Fla. Atlantic		3	0	

Non-Div. I Games:

Western Ky.



Average RPI Win:		92	WON-LOST RECORD		WINNING PCT. RANK		LAST 10 GAMES		STRENGTH OF SCHEDULE		OPP. STRENGTH OF SCHEDULE		TEAM RPI		ADJ RPI		CONF. RPI		ADJ CONF. RPI		
DIV. I ONLY			19- 11		.63333	90	4- 6		6		7		25		.63877		23	2		2	
DIV. I NON-CONF.			12- 0		1	1	0- 0		12		30		5		.72817		5	1		1	
TOTALS		RPI 1-25		RPI 26-50		W-L RECORDS		RPI 51-100		RPI 101-150		RPI 150+									
19- 11		4- 8		1- 1		OVERALL		5- 2		8- 0		1- 0									
6- 5		1- 4		0- 0		HOME		2- 1		3- 0		0- 0									
8- 6		1- 4		1- 1		AWAY		3- 1		3- 0		0- 0									
5- 0		2- 0		0- 0		NEUTRAL		0- 0		2- 0		1- 0									
12- 0		3- 0		1- 0		NON-CONFERENCE		3- 0		4- 0		1- 0									
3- 0		1- 0		0- 0		HOME		1- 0		1- 0		0- 0									
4- 0		0- 0		1- 0		AWAY		2- 0		1- 0		0- 0									
5- 0		2- 0		0- 0		NEUTRAL		0- 0		2- 0		1- 0									
7- 11		1- 8		0- 1		CONFERENCE		2- 2		4- 0		0- 0									
3- 5		0- 4		0- 0		HOME		1- 1		2- 0		0- 0									
4- 6		1- 4		0- 1		AWAY		1- 1		2- 0		0- 0									
0- 0		0- 0		0- 0		NEUTRAL		0- 0		0- 0		0- 0									
RPI	S	Opponent		Score		RPI	S	Opponent		Score		RPI	S	Opponent		Score					
1	A	Illinois		1	3	29	A	Michigan St.		1	3	53	A	Wisconsin		1	3				
1	H	Illinois		1	3	37	A	Dayton		3	0	53	H	Wisconsin		1	3				
3	A	Nebraska		1	3							79	H	Xavier		3	1				
3	H	Nebraska		0	3							86	A	Morehead St.		3	1				
5	A	Purdue		0	3							86	A	Morehead St.		3	0				
5	H	Purdue		2	3							91	A	Northwestern		3	2				
8	N	Florida St.		3	0							91	H	Northwestern		3	2				
10	A	Minnesota		3	0																
10	H	Minnesota		2	3																
11	A	Penn St.		0	3																
14	N	Pepperdine		3	2																
19	H	Texas A&M		3	0																
LAST 10 GAMES																					
1 H Illinois						1	3	3 A Nebraska						1	3						
91 H Northwestern						3	2	137 H Indiana						3	0						
10 A Minnesota						3	0	5 H Purdue						2	3						
53 A Wisconsin						1	3	11 A Penn St.						0	3						
145 A Iowa						3	2	29 A Michigan St.						1	3						

Non-Div. I Games:

Michigan

Average RPI Win: 116		WON-LOST RECORD		WINNING PCT. RANK		LAST 10 GAMES		STRENGTH OF SCHEDULE		OPP. STRENGTH OF SCHEDULE		TEAM RPI		ADJ RPI		CONF. RPI		ADJ CONF. RPI	
Average RPI Loss: 41																			
DIV. I ONLY		24- 4		.85714 12		9- 1		74		45		23		.63788 24		5		5	
DIV. I NON-CONF.		9- 0		1 1		0- 0		91		49		18		.65956 18		5		5	
TOTALS		RPI 1-25		RPI 26-50		W-L RECORDS		RPI 51-100		RPI 101-150		RPI 150+							
24- 4		1- 1		4- 1		OVERALL		6- 2		4- 0		9- 0							
10- 1		0- 0		3- 0		HOME		2- 1		2- 0		3- 0							
10- 3		1- 1		1- 1		AWAY		3- 1		1- 0		4- 0							
4- 0		0- 0		0- 0		NEUTRAL		1- 0		1- 0		2- 0							
9- 0		1- 0		1- 0		NON-CONFERENCE		2- 0		2- 0		3- 0							
3- 0		0- 0		1- 0		HOME		0- 0		1- 0		1- 0							
2- 0		1- 0		0- 0		AWAY		1- 0		0- 0		0- 0							
4- 0		0- 0		0- 0		NEUTRAL		1- 0		1- 0		2- 0							
15- 4		0- 1		3- 1		CONFERENCE		4- 2		2- 0		6- 0							
7- 1		0- 0		2- 0		HOME		2- 1		1- 0		2- 0							
8- 3		0- 1		1- 1		AWAY		2- 1		1- 0		4- 0							
0- 0		0- 0		0- 0		NEUTRAL		0- 0		0- 0		0- 0							
RPI S	Opponent	Score		RPI S	Opponent	Score		RPI S	Opponent	Score		RPI S	Opponent	Score					
8 A	Florida St.	0 3		28 H	Oklahoma	3 1		55 A	Clemson	2 3		108 A	North Carolina St.	3 2					
14 A	Pepperdine	3 1		33 A	North Carolina	2 3		55 H	Clemson	3 0		108 H	North Carolina St.	3 0					
				33 H	North Carolina	3 1		56 N	UC Santa Barbara	3 0		110 N	Georgia	3 0					
				41 A	Duke	3 0		66 A	Virginia Tech	3 0		126 H	Auburn	3 0					
				41 H	Duke	3 0		66 H	Virginia Tech	3 0		169 A	Maryland	3 1					
								69 A	Georgia Tech	3 2		173 A	Wake Forest	3 1					
								69 H	Georgia Tech	1 3		173 H	Wake Forest	3 0					
								72 A	LSU	3 2		174 A	Virginia	3 0					
												174 H	Virginia	3 0					
												198 A	Boston College	3 1					
												226 N	La.-Lafayette	3 0					
												249 H	Florida A&M	3 0					
												263 N	Jacksonville St.	3 0					
				LAST 10 GAMES															
				55 A Clemson				2 3				33 H North Carolina				3 1			
				69 A Georgia Tech				3 2				66 H Virginia Tech				3 0			
				173 A Wake Forest				3 1				174 H Virginia				3 0			
				41 A Duke				3 0				169 A Maryland				3 1			
				108 H North Carolina St.				3 0				198 A Boston College				3 1			

Non-Div. I Games:

Miami (FL)



Average RPI Win: 107		WON-LOST RECORD		WINNING PCT. RANK		LAST 10 GAMES		STRENGTH OF SCHEDULE		OPP. STRENGTH OF SCHEDULE		TEAM RPI		ADJ RPI		CONF. RPI		ADJ CONF. RPI	
DIV. I ONLY		20- 8		.71429 55		8- 2		26		19		26		.63305 25		3		3	
DIV. I NON-CONF.		7- 1		.875 21		0- 0		56		45		22		.64529 24		3		3	
TOTALS		RPI 1-25		RPI 26-50		W-L RECORDS		RPI 51-100		RPI 101-150		RPI 150+							
20- 8		3- 5		4- 2		OVERALL		2- 0		7- 1		4- 0							
9- 4		1- 2		2- 1		HOME		0- 0		3- 1		3- 0							
10- 3		2- 2		2- 1		AWAY		2- 0		3- 0		1- 0							
1- 1		0- 1		0- 0		NEUTRAL		0- 0		1- 0		0- 0							
7- 1		1- 1		0- 0		NON-CONFERENCE		2- 0		2- 0		2- 0							
3- 0		0- 0		0- 0		HOME		0- 0		1- 0		2- 0							
3- 0		1- 0		0- 0		AWAY		2- 0		0- 0		0- 0							
1- 1		0- 1		0- 0		NEUTRAL		0- 0		1- 0		0- 0							
13- 7		2- 4		4- 2		CONFERENCE		0- 0		5- 1		2- 0							
6- 4		1- 2		2- 1		HOME		0- 0		2- 1		1- 0							
7- 3		1- 2		2- 1		AWAY		0- 0		3- 0		1- 0							
0- 0		0- 0		0- 0		NEUTRAL		0- 0		0- 0		0- 0							
RPI S	Opponent	Score		RPI S	Opponent	Score		RPI S	Opponent	Score		RPI S	Opponent	Score					
9 A	Southern California	1	3	30 A	Washington	0	3	73 A	Delaware	3	0	114 H	Cal Poly	3	0				
9 H	Southern California	0	3	30 H	Washington	3	0	94 A	American	3	0	135 A	Utah	3	0				
10 N	Minnesota	2	3	34 A	California	3	2					135 H	Utah	2	3				
11 A	Penn St.	3	1	34 H	California	0	3					138 A	Arizona St.	3	1				
15 A	UCLA	1	3	43 A	Arizona	3	0					138 H	Arizona St.	3	1				
15 H	UCLA	3	2	43 H	Arizona	3	0					144 N	Liberty	3	0				
16 A	Stanford	3	2									149 A	Washington St.	3	1				
16 H	Stanford	1	3									149 H	Washington St.	3	2				
												171 A	Colorado	3	0				
												171 H	Colorado	3	0				
												179 H	Portland St.	3	0				
												286 H	Seattle	3	0				
				LAST 10 GAMES															
				34 A California				3	2	138 A Arizona St.				3	1				
				16 A Stanford				3	2	171 H Colorado				3	0				
				9 H Southern California				0	3	135 H Utah				2	3				
				15 H UCLA				3	2	30 H Washington				3	0				
				43 A Arizona				3	0	149 H Washington St.				3	2				

Average RPI Win:		119	WON-LOST		WINNING		LAST 10		STRENGTH OF		OPP. STRENGTH		TEAM	ADJ		CONF.	ADJ CONF.							
Average RPI Loss:		42	RECORD		PCT. RANK		GAMES		SCHEDULE		OF SCHEDULE		RPI	RPI		RPI	RPI							
DIV. I ONLY			27- 4		.87097		7		7- 3		90		54		24		.63064		26		6		6	
DIV. I NON-CONF.			15- 0		1		1		1- 0		66		46		13		.67082		13		6		6	
TOTALS		RPI 1-25		RPI 26-50				W-L RECORDS				RPI 51-100				RPI 101-150				RPI 150+				
27- 4		0- 2		3- 0				OVERALL				7- 2				10- 0				7- 0				
14- 2		0- 1		1- 0				HOME				5- 1				4- 0				4- 0				
9- 2		0- 1		2- 0				AWAY				2- 1				3- 0				2- 0				
4- 0		0- 0		0- 0				NEUTRAL				0- 0				3- 0				1- 0				
15- 0		0- 0		3- 0				NON-CONFERENCE				3- 0				6- 0				3- 0				
8- 0		0- 0		1- 0				HOME				3- 0				2- 0				2- 0				
3- 0		0- 0		2- 0				AWAY				0- 0				1- 0				0- 0				
4- 0		0- 0		0- 0				NEUTRAL				0- 0				3- 0				1- 0				
12- 4		0- 2		0- 0				CONFERENCE				4- 2				4- 0				4- 0				
6- 2		0- 1		0- 0				HOME				2- 1				2- 0				2- 0				
6- 2		0- 1		0- 0				AWAY				2- 1				2- 0				2- 0				
0- 0		0- 0		0- 0				NEUTRAL				0- 0				0- 0				0- 0				
RPI	S	Opponent		Score		RPI	S	Opponent		Score		RPI	S	Opponent		Score		RPI	S	Opponent		Score		
14	A	Pepperdine		0	3	33	A	North Carolina		3	0	51	A	St. Mary's (CA)		3	2	114	N	Cal Poly		3	2	
14	H	Pepperdine		0	3	41	A	Duke		3	1	51	H	St. Mary's (CA)		2	3	118	H	George Washington		3	0	
						42	H	Missouri St.		3	0	56	H	UC Santa Barbara		3	0	123	A	Santa Clara		3	2	
												59	A	BYU		3	1	123	H	Santa Clara		3	0	
												59	H	BYU		3	0	132	A	Loyola Marymount		3	1	
												74	H	Northeastern		3	0	132	H	Loyola Marymount		3	1	
												89	A	San Francisco		0	3	133	N	Ga. Southern		3	1	
												89	H	San Francisco		3	1	137	H	Indiana		3	0	
												99	H	San Diego St.		3	2	138	N	Arizona St.		3	0	
																		142	A	Fresno St.		3	0	
																		151	N	Long Island		3	0	
																		167	H	UC Irvine		3	0	
																		192	H	UC Riverside		3	0	
																		199	A	Gonzaga		3	1	
																		199	H	Gonzaga		3	1	
																		208	A	Portland		3	0	
																		208	H	Portland		3	0	
LAST 10 GAMES																								
						14	H	Pepperdine		0	3	89	H	San Francisco		3	1							
						123	H	Santa Clara		3	0	51	H	St. Mary's (CA)		2	3							
						132	A	Loyola Marymount		3	1	14	A	Pepperdine		0	3							
						208	A	Portland		3	0	59	A	BYU		3	1							
						199	A	Gonzaga		3	1	99	H	San Diego St.		3	2							

Non-Div. I Games:

San Diego

Average RPI Win:		99	WON-LOST		WINNING		LAST 10		STRENGTH OF		OPP. STRENGTH		TEAM	ADJ		CONF.	ADJ CONF.
Average RPI Loss:		27	RECORD		PCT. RANK		GAMES		SCHEDULE		OF SCHEDULE		RPI	RPI		RPI	RPI
DIV. I ONLY			19- 10	.65517	81	5- 5		12		12	27	.6301	27	1	1		
DIV. I NON-CONF.			11- 3		44	0- 0		84		50	42	.60506	41	2	2		
TOTALS		RPI 1-25		RPI 26-50		W-L RECORDS		RPI 51-100		RPI 101-150		RPI 150+					
19- 10	1- 5			6- 3	OVERALL		3- 2		4- 0		5- 0						
9- 3	1- 2			3- 0	HOME		2- 1		2- 0		1- 0						
5- 6	0- 3			3- 2	AWAY		1- 1		1- 0		0- 0						
5- 1	0- 0			0- 1	NEUTRAL		0- 0		1- 0		4- 0						
11- 3	0- 0			1- 1	NON-CONFERENCE		3- 2		2- 0		5- 0						
4- 1	0- 0			0- 0	HOME		2- 1		1- 0		1- 0						
2- 1	0- 0			1- 0	AWAY		1- 1		0- 0		0- 0						
5- 1	0- 0			0- 1	NEUTRAL		0- 0		1- 0		4- 0						
8- 7	1- 5			5- 2	CONFERENCE		0- 0		2- 0		0- 0						
5- 2	1- 2			3- 0	HOME		0- 0		1- 0		0- 0						
3- 5	0- 3			2- 2	AWAY		0- 0		1- 0		0- 0						
0- 0	0- 0			0- 0	NEUTRAL		0- 0		0- 0		0- 0						
RPI	S	Opponent		Score	RPI	S	Opponent		Score	RPI	S	Opponent		Score			
2	A	Iowa St.		0 3	28	A	Oklahoma		1 3	51	A	St. Mary's (CA)		3 1			
2	H	Iowa St.		0 3	28	H	Oklahoma		3 2	59	H	BYU		0 3			
4	A	Texas		1 3	32	A	Missouri		3 2	61	H	Creighton		3 2			
4	H	Texas		0 3	32	H	Missouri		3 2	69	A	Georgia Tech		1 3			
19	A	Texas A&M		0 3	38	N	Louisville		0 3	100	H	Idaho		3 0			
19	H	Texas A&M		3 2	42	A	Missouri St.		3 2								
					45	A	Baylor		2 3								
					45	H	Baylor		3 0								
					47	A	Kansas		3 1								
LAST 10 GAMES																	
101	H	Texas Tech		3 1	45	A	Baylor		2 3								
2	A	Iowa St.		0 3	32	H	Missouri		3 2								
4	A	Texas		1 3	28	A	Oklahoma		1 3								
28	H	Oklahoma		3 2	47	A	Kansas		3 1								
19	H	Texas A&M		3 2	4	H	Texas		0 3								

Non-Div. I Games:

Kansas St.

Average RPI Win: 117		WON-LOST	WINNING	LAST 10	STRENGTH OF		OPP. STRENGTH	TEAM	ADJ	CONF.	ADJ CONF.
Average RPI Loss: 23		RECORD	PCT. RANK	GAMES	SCHEDULE		OF SCHEDULE	RPI	RPI	RPI	RPI
DIV. I ONLY		20- 10	.66667	72	3- 7		16	26	30	.62627	28
DIV. I NON-CONF.		13- 3	.8125	37	0- 0		70	116	37	.61296	35
TOTALS		RPI 1-25	RPI 26-50		W-L RECORDS		RPI 51-100		RPI 101-150		RPI 150+
20- 10		1- 6	7- 4		OVERALL		2- 0		4- 0		6- 0
13- 3		1- 2	5- 1		HOME		2- 0		1- 0		4- 0
4- 6		0- 3	2- 3		AWAY		0- 0		1- 0		1- 0
3- 1		0- 1	0- 0		NEUTRAL		0- 0		2- 0		1- 0
13- 3		0- 2	2- 1		NON-CONFERENCE		2- 0		3- 0		6- 0
9- 0		0- 0	2- 0		HOME		2- 0		1- 0		4- 0
1- 2		0- 1	0- 1		AWAY		0- 0		0- 0		1- 0
3- 1		0- 1	0- 0		NEUTRAL		0- 0		2- 0		1- 0
7- 7		1- 4	5- 3		CONFERENCE		0- 0		1- 0		0- 0
4- 3		1- 2	3- 1		HOME		0- 0		0- 0		0- 0
3- 4		0- 2	2- 2		AWAY		0- 0		1- 0		0- 0
0- 0		0- 0	0- 0		NEUTRAL		0- 0		0- 0		0- 0
RPI S	Opponent	Score	RPI S	Opponent	Score	RPI S	Opponent	Score	RPI S	Opponent	Score
2 A	Iowa St.	1 3	27 A	Kansas St.	2 3	63 H	Arkansas	3 1	101 A	Texas Tech	3 2
2 H	Iowa St.	1 3	27 H	Kansas St.	3 1	88 H	Oral Roberts	3 0	113 H	SMU	3 0
4 H	Texas	3 2	31 H	Colorado St.	3 0				126 N	Auburn	3 0
18 N	Cincinnati	1 3	32 A	Missouri	0 3				131 N	Sam Houston St.	3 0
19 A	Texas A&M	2 3	32 H	Missouri	3 2				160 H	Boise St.	3 2
19 H	Texas A&M	1 3	42 H	Missouri St.	3 1				162 A	North Texas	3 0
24 A	Miami (FL)	1 3	45 A	Baylor	3 1				229 H	UALR	3 0
			45 H	Baylor	1 3				249 N	Florida A&M	3 0
			46 A	Wichita St.	2 3				319 H	Ark.-Pine Bluff	3 0
			47 A	Kansas	3 1				322 H	Texas Southern	3 0
			47 H	Kansas	3 2						
LAST 10 GAMES											
			19 H	Texas A&M	1 3	32 A	Missouri	0 3			
			47 A	Kansas	3 1	27 H	Kansas St.	3 1			
			45 H	Baylor	1 3	47 H	Kansas	3 2			
			27 A	Kansas St.	2 3	19 A	Texas A&M	2 3			
			2 H	Iowa St.	1 3	2 A	Iowa St.	1 3			

Non-Div. I Games:

Oklahoma

Average RPI Win:		127	WON-LOST RECORD		WINNING PCT. RANK		LAST 10 GAMES		STRENGTH OF SCHEDULE		OPP. STRENGTH OF SCHEDULE		TEAM RPI		ADJ RPI		CONF. RPI		ADJ CONF. RPI		
DIV. I ONLY			21- 9		.7 61		6- 4		23		25		29		.62144 29		2		2		
DIV. I NON-CONF.			11- 1		.91667 17		0- 0		75		195		27		.63093 28		1		1		
TOTALS		RPI 1-25		RPI 26-50		W-L RECORDS		RPI 51-100		RPI 101-150		RPI 150+									
21- 9		2- 7		1- 1		OVERALL		6- 0		7- 1		5- 0									
12- 3		2- 3		1- 0		HOME		3- 0		5- 0		1- 0									
5- 6		0- 4		0- 1		AWAY		3- 0		2- 1		0- 0									
4- 0		0- 0		0- 0		NEUTRAL		0- 0		0- 0		4- 0									
11- 1		0- 0		1- 0		NON-CONFERENCE		2- 0		3- 1		5- 0									
6- 0		0- 0		1- 0		HOME		1- 0		3- 0		1- 0									
1- 1		0- 0		0- 0		AWAY		1- 0		0- 1		0- 0									
4- 0		0- 0		0- 0		NEUTRAL		0- 0		0- 0		4- 0									
10- 8		2- 7		0- 1		CONFERENCE		4- 0		4- 0		0- 0									
6- 3		2- 3		0- 0		HOME		2- 0		2- 0		0- 0									
4- 5		0- 4		0- 1		AWAY		2- 0		2- 0		0- 0									
0- 0		0- 0		0- 0		NEUTRAL		0- 0		0- 0		0- 0									
RPI	S	Opponent		Score		RPI	S	Opponent		Score		RPI	S	Opponent		Score					
1	A	Illinois		2	3	36	H	Ball St.		3	0	53	A	Wisconsin		3	1				
1	H	Illinois		3	1	49	A	Ohio St.		1	3	53	H	Wisconsin		3	1				
3	A	Nebraska		0	3							77	H	Sacred Heart		3	0				
3	H	Nebraska		2	3							84	A	UCF		3	0				
5	A	Purdue		0	3							91	A	Northwestern		3	1				
5	H	Purdue		1	3							91	H	Northwestern		3	2				
10	A	Minnesota		0	3																
10	H	Minnesota		0	3																
23	H	Michigan		3	1																
						LAST 10 GAMES															
						91 H Northwestern						3	2	145 A Iowa						3	0
						1 H Illinois						3	1	5 H Purdue						1	3
						53 A Wisconsin						3	1	137 H Indiana						3	1
						10 A Minnesota						0	3	49 A Ohio St.						1	3
						3 A Nebraska						0	3	23 H Michigan						3	1

**Non-Div. I Games:**

Michigan St.

Average RPI Win:	132	WON-LOST RECORD	WINNING PCT. RANK		LAST 10 GAMES		STRENGTH OF SCHEDULE		OPP. STRENGTH OF SCHEDULE		TEAM RPI	ADJ RPI		CONF. RPI	ADJ CONF. RPI								
DIV. I ONLY		21- 7	.75	40	6- 4		49		43		31	.62129		30	3	3							
DIV. I NON-CONF.		8- 0	1	1	0- 0		178		234		36	.60992		38	3	3							
TOTALS		RPI 1-25		RPI 26-50		W-L RECORDS		RPI 51-100		RPI 101-150		RPI 150+											
21- 7		3- 5		3- 2		OVERALL		0- 0		7- 0		8- 0											
10- 2		3- 1		1- 1		HOME		0- 0		4- 0		2- 0											
7- 5		0- 4		2- 1		AWAY		0- 0		3- 0		2- 0											
4- 0		0- 0		0- 0		NEUTRAL		0- 0		0- 0		4- 0											
8- 0		0- 0		1- 0		NON-CONFERENCE		0- 0		1- 0		6- 0											
2- 0		0- 0		0- 0		HOME		0- 0		1- 0		1- 0											
2- 0		0- 0		1- 0		AWAY		0- 0		0- 0		1- 0											
4- 0		0- 0		0- 0		NEUTRAL		0- 0		0- 0		4- 0											
13- 7		3- 5		2- 2		CONFERENCE		0- 0		6- 0		2- 0											
8- 2		3- 1		1- 1		HOME		0- 0		3- 0		1- 0											
5- 5		0- 4		1- 1		AWAY		0- 0		3- 0		1- 0											
0- 0		0- 0		0- 0		NEUTRAL		0- 0		0- 0		0- 0											
RPI	S	Opponent		Score		RPI	S	Opponent		Score		RPI	S	Opponent		Score							
9	A	Southern California		0 3		34	A	California		1 3		117	A	Oregon St.		3 0							
9	H	Southern California		0 3		34	H	California		1 3		117	H	Oregon St.		3 0							
15	A	UCLA		0 3		43	A	Arizona		3 0		135	A	Utah		3 0							
15	H	UCLA		3 0		43	H	Arizona		3 0		135	H	Utah		3 0							
16	A	Stanford		0 3		44	A	Long Beach St.		3 1		138	A	Arizona St.		3 0							
16	H	Stanford		3 2								138	H	Arizona St.		3 2							
25	A	Oregon		0 3								142	H	Fresno St.		3 0							
25	H	Oregon		3 0								160	N	Boise St.		3 0							
												171	A	Colorado		3 0							
												171	H	Colorado		3 0							
												179	N	Portland St.		3 0							
												199	A	Gonzaga		3 0							
												207	N	UMBC		3 0							
												286	H	Seattle		3 0							
												297	N	Prairie View		3 0							
LAST 10 GAMES																							
171 A Colorado						3 0						15 A UCLA						0 3					
135 A Utah						3 0						43 H Arizona						3 0					
34 H California						1 3						138 H Arizona St.						3 2					
16 H Stanford						3 2						25 A Oregon						0 3					
9 A Southern California						0 3						117 A Oregon St.						3 0					

Non-Div. I Games:

Washington

Average RPI Win:		137	WON-LOST RECORD		WINNING PCT. RANK		LAST 10 GAMES		STRENGTH OF SCHEDULE		OPP. STRENGTH OF SCHEDULE		TEAM RPI		ADJ RPI		CONF. RPI		ADJ CONF. RPI					
DIV. I ONLY			22- 5		.81481		22		9- 1		70		92		28		.6178		31		10		9	
DIV. I NON-CONF.			7- 3		.7		69		0- 0		44		56		38		.61101		37		12		12	
TOTALS		RPI 1-25		RPI 26-50		W-L RECORDS		RPI 51-100		RPI 101-150		RPI 150+												
22- 5		1- 0		1- 2		OVERALL		7- 2		6- 1		7- 0												
11- 1		1- 0		0- 1		HOME		4- 0		3- 0		3- 0												
6- 4		0- 0		0- 1		AWAY		2- 2		2- 1		2- 0												
5- 0		0- 0		1- 0		NEUTRAL		1- 0		1- 0		2- 0												
7- 3		1- 0		1- 2		NON-CONFERENCE		2- 0		1- 1		2- 0												
4- 1		1- 0		0- 1		HOME		1- 0		1- 0		1- 0												
1- 2		0- 0		0- 1		AWAY		1- 0		0- 1		0- 0												
2- 0		0- 0		1- 0		NEUTRAL		0- 0		0- 0		1- 0												
15- 2		0- 0		0- 0		CONFERENCE		5- 2		5- 0		5- 0												
7- 0		0- 0		0- 0		HOME		3- 0		2- 0		2- 0												
5- 2		0- 0		0- 0		AWAY		1- 2		2- 0		2- 0												
3- 0		0- 0		0- 0		NEUTRAL		1- 0		1- 0		1- 0												
RPI	S	Opponent		Score		RPI	S	Opponent		Score		RPI	S	Opponent		Score								
3	H	Nebraska		3 2		28	A	Oklahoma		0 3		58	A	TCU		2 3								
						46	H	Wichita St.		1 3		58	H	TCU		3 0								
						48	N	Middle Tenn.		3 0		63	A	Arkansas		3 0								
												82	A	Wyoming		2 3								
												82	H	Wyoming		3 0								
												82	N	Wyoming		3 0								
												83	H	Albany (NY)		3 0								
												99	A	San Diego St.		3 1								
												99	H	San Diego St.		3 0								
														255 A Air Force		3 0								
														255 H Air Force		3 0								
														255 N Air Force		3 0								
														265 N McNeese St.		3 0								
														286 H Seattle		3 0								
LAST 10 GAMES																								
140 N UNLV						3 0						82 H Wyoming						3 0						
82 N Wyoming						3 0						140 H UNLV						3 0						
255 N Air Force						3 0						99 H San Diego St.						3 0						
116 A New Mexico						3 2						255 A Air Force						3 0						
58 A TCU						2 3						160 A Boise St.						3 0						

**Non-Div. I Games:**

Colorado St.

Average RPI Win:	123	WON-LOST RECORD	WINNING PCT. RANK	LAST 10 GAMES	STRENGTH OF SCHEDULE	OPP. STRENGTH OF SCHEDULE	TEAM RPI	ADJ RPI	CONF. RPI	ADJ CONF. RPI		
DIV. I ONLY		20- 12	.625	93	5- 5	14	21	37	.61674	32	1	1
DIV. I NON-CONF.		14- 3	.82353	32	1- 0	71	106	34	.61506	33	2	2
<hr/>												
TOTALS	RPI 1-25	RPI 26-50		W-L RECORDS		RPI 51-100		RPI 101-150		RPI 150+		
20- 12	1- 6	5- 5		OVERALL		4- 1		3- 0		7- 0		
10- 3	1- 2	4- 1		HOME		0- 0		1- 0		4- 0		
3- 7	0- 3	1- 4		AWAY		1- 0		1- 0		0- 0		
7- 2	0- 1	0- 0		NEUTRAL		3- 1		1- 0		3- 0		
14- 3	0- 1	1- 1		NON-CONFERENCE		4- 1		2- 0		7- 0		
5- 0	0- 0	1- 0		HOME		0- 0		0- 0		4- 0		
2- 1	0- 0	0- 1		AWAY		1- 0		1- 0		0- 0		
7- 2	0- 1	0- 0		NEUTRAL		3- 1		1- 0		3- 0		
6- 9	1- 5	4- 4		CONFERENCE		0- 0		1- 0		0- 0		
5- 3	1- 2	3- 1		HOME		0- 0		1- 0		0- 0		
1- 6	0- 3	1- 3		AWAY		0- 0		0- 0		0- 0		
0- 0	0- 0	0- 0		NEUTRAL		0- 0		0- 0		0- 0		
RPI	S	Opponent	Score	RPI	S	Opponent	Score	RPI	S	Opponent	Score	
2	A	Iowa St.	0 3	27	A	Kansas St.	2 3	76	N	UTSA	3 2	
2	H	Iowa St.	1 3	27	H	Kansas St.	2 3	92	N	FIU	3 0	
4	A	Texas	0 3	28	A	Oklahoma	2 3	94	A	American	3 1	
4	H	Texas	1 3	28	H	Oklahoma	3 0	96	N	UC Davis	1 3	
19	A	Texas A&M	0 3	40	H	North Dakota St.	3 0	98	N	Villanova	3 2	
19	H	Texas A&M	3 1	45	A	Baylor	2 3					
21	N	Western Ky.	1 3	45	H	Baylor	3 1					
				47	A	Kansas	3 1					
				47	H	Kansas	3 1					
				48	A	Middle Tenn.	1 3					
<hr/>												
LAST 10 GAMES												
				4	H	Texas	1 3	28	H	Oklahoma	3 0	
				19	A	Texas A&M	0 3	27	A	Kansas St.	2 3	
				2	H	Iowa St.	1 3	4	A	Texas	0 3	
				45	H	Baylor	3 1	187	H	Central Ark.	3 0	
				47	A	Kansas	3 1	101	H	Texas Tech	3 1	

Non-Div. I Games:

Missouri



Average RPI Win: 118		WON-LOST	WINNING	LAST 10	STRENGTH OF		OPP. STRENGTH	TEAM	ADJ	CONF.	ADJ CONF.
Average RPI Loss: 27		RECORD	PCT. RANK	GAMES	SCHEDULE		OF SCHEDULE	RPI	RPI	RPI	RPI
DIV. I ONLY		22- 8	.73333	48	6- 4		46	31	32	.61672	33
DIV. I NON-CONF.		8- 3	.72727	62	0- 0		29	26	26	.63242	26
TOTALS		RPI 1-25	RPI 26-50		W-L RECORDS		RPI 51-100		RPI 101-150		RPI 150+
22- 8		1- 5	1- 2		OVERALL		7- 1		6- 0		7- 0
12- 3		1- 2	0- 1		HOME		4- 0		4- 0		3- 0
7- 5		0- 3	1- 1		AWAY		2- 1		0- 0		4- 0
3- 0		0- 0	0- 0		NEUTRAL		1- 0		2- 0		0- 0
8- 3		0- 2	1- 1		NON-CONFERENCE		2- 0		5- 0		0- 0
4- 2		0- 1	0- 1		HOME		1- 0		3- 0		0- 0
1- 1		0- 1	1- 0		AWAY		0- 0		0- 0		0- 0
3- 0		0- 0	0- 0		NEUTRAL		1- 0		2- 0		0- 0
14- 5		1- 3	0- 1		CONFERENCE		5- 1		1- 0		7- 0
8- 1		1- 1	0- 0		HOME		3- 0		1- 0		3- 0
6- 4		0- 2	0- 1		AWAY		2- 1		0- 0		4- 0
0- 0		0- 0	0- 0		NEUTRAL		0- 0		0- 0		0- 0
RPI S	Opponent	Score	RPI S	Opponent	Score	RPI S	Opponent	Score	RPI S	Opponent	Score
8 A	Florida St.	1 3	26 H	San Diego	0 3	55 A	Clemson	3 2	108 H	North Carolina St.	3 2
8 H	Florida St.	1 3	35 A	Western Mich.	3 0	55 H	Clemson	3 0	126 N	Auburn	3 0
20 A	Florida	0 3	41 A	Duke	0 3	66 A	Virginia Tech	1 3	133 H	Ga. Southern	3 0
22 H	Tulsa	1 3				66 H	Virginia Tech	3 0	138 H	Arizona St.	3 0
24 A	Miami (FL)	1 3				69 A	Georgia Tech	3 0	141 H	Miami (OH)	3 0
24 H	Miami (FL)	3 2				69 H	Georgia Tech	3 1	144 N	Liberty	3 1
						80 H	Saint Louis	3 0	169 A	Maryland	3 0
						95 N	Seton Hall	3 0	169 H	Maryland	3 0
									173 A	Wake Forest	3 1
									174 A	Virginia	3 1
									174 H	Virginia	3 0
									198 A	Boston College	3 0
									198 H	Boston College	3 0
LAST 10 GAMES											
174 A	Virginia	3 1	24 A	Miami (FL)	1 3						
66 A	Virginia Tech	1 3	198 H	Boston College	3 0						
55 H	Clemson	3 0	169 H	Maryland	3 0						
69 H	Georgia Tech	3 1	173 A	Wake Forest	3 1						
8 A	Florida St.	1 3	41 A	Duke	0 3						

Non-Div. I Games:

North Carolina

Average RPI Win:		131	WON-LOST RECORD		WINNING PCT. RANK		LAST 10 GAMES		STRENGTH OF SCHEDULE		OPP. STRENGTH OF SCHEDULE		TEAM RPI		ADJ RPI		CONF. RPI		ADJ CONF. RPI					
DIV. I ONLY			25- 6		.80645		24		6- 4		104		33		35		.61522		34		3		3	
DIV. I NON-CONF.			10- 0		1		1		0- 0		236		127		48		.59455		50		3		3	
TOTALS		RPI 1-25		RPI 26-50				W-L RECORDS				RPI 51-100				RPI 101-150				RPI 150+				
25- 6		2- 5		4- 0				OVERALL				1- 0				8- 1				10- 0				
14- 4		1- 3		2- 0				HOME				1- 0				4- 1				6- 0				
9- 2		1- 2		2- 0				AWAY				0- 0				4- 0				2- 0				
2- 0		0- 0		0- 0				NEUTRAL				0- 0				0- 0				2- 0				
10- 0		0- 0		0- 0				NON-CONFERENCE				1- 0				1- 0				8- 0				
7- 0		0- 0		0- 0				HOME				1- 0				1- 0				5- 0				
1- 0		0- 0		0- 0				AWAY				0- 0				0- 0				1- 0				
2- 0		0- 0		0- 0				NEUTRAL				0- 0				0- 0				2- 0				
15- 6		2- 5		4- 0				CONFERENCE				0- 0				7- 1				2- 0				
7- 4		1- 3		2- 0				HOME				0- 0				3- 1				1- 0				
8- 2		1- 2		2- 0				AWAY				0- 0				4- 0				1- 0				
0- 0		0- 0		0- 0				NEUTRAL				0- 0				0- 0				0- 0				
RPI	S	Opponent		Score		RPI	S	Opponent		Score		RPI	S	Opponent		Score		RPI	S	Opponent		Score		
9	A	Southern California		0	3	30	A	Washington		3	1	92	H	FIU		3	0	117	A	Oregon St.		3	1	
9	H	Southern California		0	3	30	H	Washington		3	1							117	H	Oregon St.		2	3	
15	A	UCLA		1	3	43	A	Arizona		3	0							124	H	Georgetown		3	0	
15	H	UCLA		1	3	43	H	Arizona		3	0							135	A	Utah		3	2	
16	H	Stanford		3	1													135	H	Utah		3	0	
25	A	Oregon		3	0													138	A	Arizona St.		3	0	
25	H	Oregon		2	3													138	H	Arizona St.		3	1	
																		149	A	Washington St.		3	0	
																		149	H	Washington St.		3	0	
																		151	N	Long Island		3	0	
																		156	H	Sacramento St.		3	0	
																		165	H	Fairfield		3	0	
																		171	A	Colorado		3	1	
																		171	H	Colorado		3	0	
																		174	A	Virginia		3	0	
																		192	H	UC Riverside		3	0	
																		200	H	Texas-Arlington		3	0	
																		261	H	Nevada		3	0	
																		275	N	East Carolina		3	0	
LAST 10 GAMES																								
						25	H	Oregon		2	3	135	A	Utah		3	2							
						117	H	Oregon St.		2	3	9	H	Southern California		0	3							
						30	A	Washington		3	1	15	H	UCLA		1	3							
						149	A	Washington St.		3	0	43	A	Arizona		3	0							
						171	A	Colorado		3	1	138	A	Arizona St.		3	0							

Non-Div. I Games:

California

Average RPI Win: 130		WON-LOST	WINNING	LAST 10	STRENGTH OF		OPP. STRENGTH	TEAM	ADJ	CONF.	ADJ CONF.
Average RPI Loss: 54		RECORD	PCT. RANK	GAMES	SCHEDULE		OF SCHEDULE	RPI	RPI	RPI	RPI
DIV. I ONLY		23- 8	.74194	44	7- 3		44	73	34	.614	35
DIV. I NON-CONF.		11- 3	.78571	44	1- 0		63	75	35	.61457	34
TOTALS		RPI 1-25	RPI 26-50		W-L RECORDS		RPI 51-100		RPI 101-150		RPI 150+
23- 8	0- 2	3- 2		OVERALL		8- 3		4- 1		8- 0	
11- 2	0- 1	3- 1		HOME		4- 0		3- 0		1- 0	
7- 4	0- 1	0- 1		AWAY		3- 1		1- 1		3- 0	
5- 2	0- 0	0- 0		NEUTRAL		1- 2		0- 0		4- 0	
11- 3	0- 0	2- 1		NON-CONFERENCE		3- 2		1- 0		5- 0	
4- 1	0- 0	2- 1		HOME		1- 0		1- 0		0- 0	
2- 1	0- 0	0- 0		AWAY		1- 1		0- 0		1- 0	
5- 1	0- 0	0- 0		NEUTRAL		1- 1		0- 0		4- 0	
12- 5	0- 2	1- 1		CONFERENCE		5- 1		3- 1		3- 0	
7- 1	0- 1	1- 0		HOME		3- 0		2- 0		1- 0	
5- 3	0- 1	0- 1		AWAY		2- 0		1- 1		2- 0	
0- 1	0- 0	0- 0		NEUTRAL		0- 1		0- 0		0- 0	
RPI S	Opponent	Score	RPI S	Opponent	Score	RPI S	Opponent	Score	RPI S	Opponent	Score
17 A	Northern Ill.	0 <span>3</span>	33 H	North Carolina	0 <span>3</span>	53 A	Wisconsin	1 <span>3</span>	127 A	Toledo	3 0
17 H	Northern Ill.	1 <span>3</span>	36 A	Ball St.	1 <span>3</span>	54 N	Notre Dame	1 <span>3</span>	127 H	Toledo	3 2
			36 H	Ball St.	3 2	57 H	Ohio	3 0	136 H	Bowling Green	3 1
			39 H	Marquette	3 1	68 A	Eastern Mich.	3 1	141 A	Miami (OH)	2 <span>3</span>
			50 H	Milwaukee	3 0	68 H	Eastern Mich.	3 1	144 H	Liberty	3 0
						78 A	Central Mich.	3 1	155 N	South Fla.	3 1
						78 H	Central Mich.	3 1	174 A	Virginia	3 1
						78 N	Central Mich.	0 <span>3</span>	213 A	Buffalo	3 0
						86 A	Morehead St.	3 2	214 H	Kent St.	3 0
						95 H	Seton Hall	3 1	220 N	George Mason	3 0
						97 N	Appalachian St.	3 1	222 N	Western Caro.	3 0
									230 A	Akron	3 0
									285 N	S.C. Upstate	3 0
LAST 10 GAMES											
			78 N	Central Mich.	0 <span>3</span>	68 A	Eastern Mich.	3 1			
			141 A	Miami (OH)	2 <span>3</span>	78 A	Central Mich.	3 1			
			17 H	Northern Ill.	1 <span>3</span>	214 H	Kent St.	3 0			
			127 H	Toledo	3 2	57 H	Ohio	3 0			
			36 H	Ball St.	3 2	39 H	Marquette	3 1			

Non-Div. I Games:

Western Mich.

Average RPI Win: 149		WON-LOST RECORD		WINNING PCT. RANK		LAST 10 GAMES		STRENGTH OF SCHEDULE		OPP. STRENGTH OF SCHEDULE		TEAM RPI		ADJ RPI		CONF. RPI		ADJ CONF. RPI					
DIV. I ONLY		24- 7		.77419 33		6- 4		59		85		33		.61255 36		7		7					
DIV. I NON-CONF.		11- 2		.84615 26		0- 0		121		123		44		.59692 47		8		8					
TOTALS		RPI 1-25		RPI 26-50		W-L RECORDS		RPI 51-100		RPI 101-150		RPI 150+											
24- 7		1- 3		1- 2		OVERALL		6- 2		6- 0		10- 0											
9- 1		1- 0		1- 0		HOME		2- 1		3- 0		2- 0											
7- 5		0- 2		0- 2		AWAY		2- 1		2- 0		3- 0											
8- 1		0- 1		0- 0		NEUTRAL		2- 0		1- 0		5- 0											
11- 2		0- 1		0- 1		NON-CONFERENCE		2- 0		2- 0		7- 0											
2- 0		0- 0		0- 0		HOME		1- 0		0- 0		1- 0											
2- 2		0- 1		0- 1		AWAY		0- 0		1- 0		1- 0											
7- 0		0- 0		0- 0		NEUTRAL		1- 0		1- 0		5- 0											
13- 5		1- 2		1- 1		CONFERENCE		4- 2		4- 0		3- 0											
7- 1		1- 0		1- 0		HOME		1- 1		3- 0		1- 0											
5- 3		0- 1		0- 1		AWAY		2- 1		1- 0		2- 0											
1- 1		0- 1		0- 0		NEUTRAL		1- 0		0- 0		0- 0											
RPI	S	Opponent		Score		RPI	S	Opponent		Score		RPI	S	Opponent		Score							
5	A	Purdue		1	3	29	A	Michigan St.		0	3	57	A	Ohio		3	1	127	A	Toledo	3	2	
17	A	Northern Ill.		0	3	35	A	Western Mich.		2	3	68	A	Eastern Mich.		1	3	127	H	Toledo	3	1	
17	H	Northern Ill.		3	2	35	H	Western Mich.		3	1	68	H	Eastern Mich.		1	3	130	A	IUPUI	3	0	
17	N	Northern Ill.		1	3							68	N	Eastern Mich.		3	1	136	H	Bowling Green	3	0	
												75	H	IPFW		3	1	141	H	Miami (OH)	3	1	
												77	N	Sacred Heart		3	1	142	N	VCU	3	1	
												78	A	Central Mich.		3	0	166	A	Valparaiso	3	0	
												78	H	Central Mich.		3	1	181	N	Evansville	3	2	
																		213	H	Buffalo	3	0	
																		214	A	Kent St.	3	0	
																		217	N	A&M-Corpus Christi	3	0	
																		222	N	Western Caro.	3	0	
																		230	A	Akron	3	1	
																		263	N	Jacksonville St.	3	1	
																		287	N	Murray St.	3	0	
																		299	H	Loyola Chicago	3	0	
						LAST 10 GAMES																	
						17	N	Northern Ill.		1	3	35	A	Western Mich.		2	3						
						68	N	Eastern Mich.		3	1	213	H	Buffalo		3	0						
						78	H	Central Mich.		3	1	127	A	Toledo		3	2						
						68	H	Eastern Mich.		1	3	136	H	Bowling Green		3	0						
						17	A	Northern Ill.		0	3	141	H	Miami (OH)		3	1						

Non-Div. I Games:

Ball St.

Average RPI Win:	168	WON-LOST RECORD	WINNING PCT. RANK	LAST 10 GAMES	STRENGTH OF SCHEDULE	OPP. STRENGTH OF SCHEDULE	TEAM RPI	ADJ RPI	CONF. RPI	ADJ CONF. RPI	
DIV. I ONLY		24- 6	.8 25	9- 1	75	106	36	.6118 37	17	17	
DIV. I NON-CONF.		8- 5	.61538 114	0- 0	35	22	46	.60356 43	17	17	
<hr/>											
TOTALS	RPI 1-25	RPI 26-50		W-L RECORDS	RPI 51-100		RPI 101-150		RPI 150+		
24- 6	0- 5	0- 0		OVERALL	6- 1		6- 0		12- 0		
11- 3	0- 3	0- 0		HOME	3- 0		3- 0		5- 0		
8- 2	0- 1	0- 0		AWAY	1- 1		1- 0		6- 0		
5- 1	0- 1	0- 0		NEUTRAL	2- 0		2- 0		1- 0		
<hr/>											
8- 5	0- 5	0- 0		NON-CONFERENCE	2- 0		2- 0		4- 0		
1- 3	0- 3	0- 0		HOME	0- 0		0- 0		1- 0		
2- 1	0- 1	0- 0		AWAY	0- 0		0- 0		2- 0		
5- 1	0- 1	0- 0		NEUTRAL	2- 0		2- 0		1- 0		
<hr/>											
16- 1	0- 0	0- 0		CONFERENCE	4- 1		4- 0		8- 0		
10- 0	0- 0	0- 0		HOME	3- 0		3- 0		4- 0		
6- 1	0- 0	0- 0		AWAY	1- 1		1- 0		4- 0		
0- 0	0- 0	0- 0		NEUTRAL	0- 0		0- 0		0- 0		
<hr/>											
RPI S	Opponent	Score		RPI S	Opponent	Score		RPI S	Opponent	Score	
1 A	Illinois	2	3					103 N	James Madison	3	0
8 H	Florida St.	1	3					106 N	Syracuse	3	0
13 N	Tennessee	2	3					118 A	George Washington	3	0
14 H	Pepperdine	2	3					118 H	George Washington	3	0
23 H	Michigan	0	3					134 H	Duquesne	3	0
								134 H	Duquesne	3	0
								158 A	Charlotte	3	0
								158 H	Charlotte	3	0
								206 A	Rhode Island	3	0
								213 A	Buffalo	3	0
								223 A	Green Bay	3	1
								245 H	Temple	3	0
								254 H	Wright St.	3	0
								266 N	Cornell	3	0
								273 A	Fordham	3	0
								273 H	Fordham	3	0
								308 A	La Salle	3	0
								308 H	La Salle	3	0
<hr/>											
LAST 10 GAMES											

Non-Div. I Games:

Dayton

Average RPI Win:	140	WON-LOST RECORD	WINNING PCT. RANK	LAST 10 GAMES		STRENGTH OF SCHEDULE	OPP. STRENGTH OF SCHEDULE	TEAM RPI	ADJ RPI	CONF. RPI	ADJ CONF. RPI	
DIV. I ONLY		22- 8	.73333	48	7- 3	73	51	43	.6073	38	11	11
DIV. I NON-CONF.		8- 6	.57143	136	0- 1	48	17	63	.58538	60	11	11
<hr/>												
TOTALS	RPI 1-25	RPI 26-50		W-L RECORDS		RPI 51-100		RPI 101-150		RPI 150+		
22- 8	1- 4	3- 0		OVERALL		4- 3		4- 1		10- 0		
9- 2	1- 1	2- 0		HOME		0- 0		2- 1		4- 0		
8- 4	0- 2	0- 0		AWAY		4- 2		1- 0		3- 0		
5- 2	0- 1	1- 0		NEUTRAL		0- 1		1- 0		3- 0		
<hr/>												
8- 6	0- 4	2- 0		NON-CONFERENCE		1- 2		1- 0		4- 0		
3- 1	0- 1	1- 0		HOME		0- 0		1- 0		1- 0		
1- 4	0- 2	0- 0		AWAY		1- 2		0- 0		0- 0		
4- 1	0- 1	1- 0		NEUTRAL		0- 0		0- 0		3- 0		
<hr/>												
14- 2	1- 0	1- 0		CONFERENCE		3- 1		3- 1		6- 0		
6- 1	1- 0	1- 0		HOME		0- 0		1- 1		3- 0		
7- 0	0- 0	0- 0		AWAY		3- 0		1- 0		3- 0		
1- 1	0- 0	0- 0		NEUTRAL		0- 1		1- 0		0- 0		
<hr/>												
RPI S	Opponent	Score		RPI S	Opponent	Score		RPI S	Opponent	Score		
1 A	Illinois	2	3	27 N	Kansas St.	3	0	54 A	Notre Dame	3	1	
5 N	Purdue	2	3	39 H	Marquette	3	0	54 N	Notre Dame	1	3	
12 A	Kentucky	0	3	46 H	Wichita St.	3	1	57 A	Ohio	3	1	
13 H	Tennessee	0	3					69 A	Georgia Tech	2	3	
18 H	Cincinnati	3	0					85 A	Lipscomb	1	3	
								95 A	Seton Hall	3	0	
								98 A	Villanova	3	2	

**Non-Div. I Games:**

Louisville



Average RPI Win: 176		WON-LOST RECORD		WINNING PCT. RANK		LAST 10 GAMES		STRENGTH OF SCHEDULE		OPP. STRENGTH OF SCHEDULE		TEAM RPI		ADJ RPI		CONF. RPI		ADJ CONF. RPI	
Average RPI Loss: 35																			
DIV. I ONLY		25- 8		.75758 37		9- 0		54		119		38		.60377 40		14		14	
DIV. I NON-CONF.		7- 6		.53846 154		0- 0		32		59		65		.57544 65		14		14	
TOTALS		RPI 1-25		RPI 26-50		W-L RECORDS		RPI 51-100		RPI 101-150		RPI 150+							
25- 8		0- 4		0- 1		OVERALL		4- 3		5- 0		16- 0							
8- 3		0- 2		0- 0		HOME		1- 1		2- 0		5- 0							
9- 5		0- 2		0- 1		AWAY		1- 2		2- 0		6- 0							
8- 0		0- 0		0- 0		NEUTRAL		2- 0		1- 0		5- 0							
7- 6		0- 4		0- 1		NON-CONFERENCE		1- 1		0- 0		6- 0							
0- 2		0- 2		0- 0		HOME		0- 0		0- 0		0- 0							
1- 4		0- 2		0- 1		AWAY		0- 1		0- 0		1- 0							
6- 0		0- 0		0- 0		NEUTRAL		1- 0		0- 0		5- 0							
18- 2		0- 0		0- 0		CONFERENCE		3- 2		5- 0		10- 0							
8- 1		0- 0		0- 0		HOME		1- 1		2- 0		5- 0							
8- 1		0- 0		0- 0		AWAY		1- 1		2- 0		5- 0							
2- 0		0- 0		0- 0		NEUTRAL		1- 0		1- 0		0- 0							
RPI S	Opponent	Score		RPI S	Opponent	Score		RPI S	Opponent	Score		RPI S	Opponent	Score					
2 H	Iowa St.	0	3	32 A	Missouri	0	3	52 A	North Dakota	1	3	129 A	Oakland	3	0				
2 H	Iowa St.	2	3					75 A	IPFW	1	3	129 H	Oakland	3	0				
6 A	UNI	2	3					75 H	IPFW	3	1	129 N	Oakland	3	1				
22 A	Tulsa	0	3					88 A	Oral Roberts	3	0	130 A	IUPUI	3	1				
								88 H	Oral Roberts	2	3	130 H	IUPUI	3	2				
								88 N	Oral Roberts	3	0	168 A	South Dakota St.	3	0				
								96 N	UC Davis	3	1	168 H	South Dakota St.	3	1				
												175 A	South Dakota	3	0				
												175 H	South Dakota	3	0				
												178 A	Butler	3	0				
												188 N	Idaho St.	3	0				
												200 N	Texas-Arlington	3	0				
												212 A	UMKC	3	1				
												212 H	UMKC	3	2				
												219 A	Southern Utah	3	1				
												219 H	Southern Utah	3	0				
												221 N	Tulane	3	0				
												250 N	Binghamton	3	0				
												257 A	Western Ill.	3	0				
												257 H	Western Ill.	3	0				
												319 N	Ark.-Pine Bluff	3	0				
				LAST 10 GAMES															
				88 N	Oral Roberts	3	0	88 A	Oral Roberts	3	0								
				129 N	Oakland	3	1	168 H	South Dakota St.	3	1								
				212 H	UMKC	3	2	129 H	Oakland	3	0								
				175 H	South Dakota	3	0	75 H	IPFW	3	1								
				219 A	Southern Utah	3	1	6 A	UNI	2	3								

Non-Div. I Games: Neb. Omaha 3 0

North Dakota St.



Average RPI Win: 124		WON-LOST RECORD	WINNING PCT. RANK		LAST 10 GAMES		STRENGTH OF SCHEDULE		OPP. STRENGTH OF SCHEDULE		TEAM RPI	ADJ RPI	CONF. RPI	ADJ CONF. RPI			
Average RPI Loss: 47																	
DIV. I ONLY		20- 8	.71429	55	8- 2		67		40		42	.60199	41	5	5		
DIV. I NON-CONF.		6- 3	.66667	81	0- 0		57		58		58	.59071	54	5	5		
TOTALS		RPI 1-25		RPI 26-50		W-L RECORDS		RPI 51-100		RPI 101-150		RPI 150+					
20- 8		1- 4		1- 1		OVERALL		8- 2		1- 0		9- 1					
13- 2		1- 1		1- 1		HOME		5- 0		1- 0		5- 0					
6- 5		0- 3		0- 0		AWAY		3- 1		0- 0		3- 1					
1- 1		0- 0		0- 0		NEUTRAL		0- 1		0- 0		1- 0					
6- 3		0- 1		0- 1		NON-CONFERENCE		3- 1		0- 0		3- 0					
4- 1		0- 0		0- 1		HOME		2- 0		0- 0		2- 0					
1- 1		0- 1		0- 0		AWAY		1- 0		0- 0		0- 0					
1- 1		0- 0		0- 0		NEUTRAL		0- 1		0- 0		1- 0					
14- 5		1- 3		1- 0		CONFERENCE		5- 1		1- 0		6- 1					
9- 1		1- 1		1- 0		HOME		3- 0		1- 0		3- 0					
5- 4		0- 2		0- 0		AWAY		2- 1		0- 0		3- 1					
0- 0		0- 0		0- 0		NEUTRAL		0- 0		0- 0		0- 0					
RPI	S	Opponent		Score		RPI	S	Opponent		Score		RPI	S	Opponent		Score	
8	A	Florida St.		0 3		26	H	San Diego		1 3		51	N	St. Mary's (CA)		2 3	
8	H	Florida St.		3 2		33	H	North Carolina		3 0		53	H	Wisconsin		3 2	
16	A	Stanford		1 3								55	A	Clemson		0 3	
24	A	Miami (FL)		0 3								55	H	Clemson		3 2	
24	H	Miami (FL)		0 3								65	H	Furman		3 1	
												66	A	Virginia Tech		3 2	
												66	H	Virginia Tech		3 1	
												69	A	Georgia Tech		3 1	
												69	H	Georgia Tech		3 0	
												87	A	Pacific		3 1	

Non-Div. I Games:

Duke

Average RPI Win: 154		WON-LOST	WINNING	LAST 10	STRENGTH OF		OPP. STRENGTH	TEAM	ADJ	CONF.	ADJ CONF.
Average RPI Loss: 43		RECORD	PCT. RANK	GAMES	SCHEDULE		OF SCHEDULE	RPI	RPI	RPI	RPI
DIV. I ONLY		22- 7	.75862	36	8- 2		71	76	39	.60047	42
DIV. I NON-CONF.		7- 4	.63636	96	0- 0		54	38	61	.58139	63
TOTALS		RPI 1-25	RPI 26-50		W-L RECORDS		RPI 51-100		RPI 101-150		RPI 150+
22- 7		0- 2	1- 4		OVERALL		4- 0		4- 0		13- 1
10- 3		0- 1	0- 2		HOME		1- 0		2- 0		7- 0
8- 4		0- 1	1- 2		AWAY		1- 0		1- 0		5- 1
4- 0		0- 0	0- 0		NEUTRAL		2- 0		1- 0		1- 0
7- 4		0- 0	0- 3		NON-CONFERENCE		2- 0		2- 0		3- 1
3- 1		0- 0	0- 1		HOME		0- 0		1- 0		2- 0
0- 3		0- 0	0- 2		AWAY		0- 0		0- 0		0- 1
4- 0		0- 0	0- 0		NEUTRAL		2- 0		1- 0		1- 0
15- 3		0- 2	1- 1		CONFERENCE		2- 0		2- 0		10- 0
7- 2		0- 1	0- 1		HOME		1- 0		1- 0		5- 0
8- 1		0- 1	1- 0		AWAY		1- 0		1- 0		5- 0
0- 0		0- 0	0- 0		NEUTRAL		0- 0		0- 0		0- 0
RPI S	Opponent	Score	RPI S	Opponent	Score	RPI S	Opponent	Score	RPI S	Opponent	Score
6 A	UNI	0 3	26 A	San Diego	0 3	61 A	Creighton	3 1	109 H	Arkansas St.	3 1
6 H	UNI	2 3	27 H	Kansas St.	2 3	61 H	Creighton	3 1	113 N	SMU	3 0
			28 A	Oklahoma	1 3	74 N	Northeastern	3 0	121 A	Illinois St.	3 2
			46 A	Wichita St.	3 0	88 N	Oral Roberts	3 1	121 H	Illinois St.	3 2
			46 H	Wichita St.	1 3				159 A	Stephen F. Austin	1 3
									168 H	South Dakota St.	3 0
									181 A	Evansville	3 1
									181 H	Evansville	3 0
									182 H	Hofstra	3 0
									191 A	Drake	3 1
									191 H	Drake	3 0
									192 N	UC Riverside	3 0
									204 A	Indiana St.	3 0
									204 H	Indiana St.	3 0
									218 A	Bradley	3 1
									218 H	Bradley	3 0
									227 A	Southern Ill.	3 0
									227 H	Southern Ill.	3 0
			LAST 10 GAMES								
			121 A	Illinois St.	3 2	191 A	Drake	3 1			
			204 A	Indiana St.	3 0	218 H	Bradley	3 0			
			227 H	Southern Ill.	3 0	6 H	UNI	2 3			
			181 H	Evansville	3 0	46 H	Wichita St.	1 3			
			61 A	Creighton	3 1	181 A	Evansville	3 1			

Non-Div. I Games:

Missouri St.

Average RPI Win: 143		WON-LOST	WINNING	LAST 10	STRENGTH OF		OPP. STRENGTH	TEAM	ADJ	CONF.	ADJ CONF.
Average RPI Loss: 21		RECORD	PCT. RANK	GAMES	SCHEDULE		OF SCHEDULE	RPI	RPI	RPI	RPI
DIV. I ONLY		18- 11	.62069	97	5- 5		20	42	44	.59974	43
DIV. I NON-CONF.		8- 1	.88889	20	0- 0		73	140	29	.62603	29
TOTALS		RPI 1-25	RPI 26-50		W-L RECORDS		RPI 51-100		RPI 101-150		RPI 150+
18- 11		2- 7	1- 4		OVERALL		1- 0		7- 0		7- 0
8- 5		1- 3	0- 2		HOME		0- 0		4- 0		3- 0
6- 6		1- 4	0- 2		AWAY		0- 0		3- 0		2- 0
4- 0		0- 0	1- 0		NEUTRAL		1- 0		0- 0		2- 0
8- 1		0- 1	1- 0		NON-CONFERENCE		1- 0		1- 0		5- 0
3- 0		0- 0	0- 0		HOME		0- 0		1- 0		2- 0
1- 1		0- 1	0- 0		AWAY		0- 0		0- 0		1- 0
4- 0		0- 0	1- 0		NEUTRAL		1- 0		0- 0		2- 0
10- 10		2- 6	0- 4		CONFERENCE		0- 0		6- 0		2- 0
5- 5		1- 3	0- 2		HOME		0- 0		3- 0		1- 0
5- 5		1- 3	0- 2		AWAY		0- 0		3- 0		1- 0
0- 0		0- 0	0- 0		NEUTRAL		0- 0		0- 0		0- 0
RPI S	Opponent	Score	RPI S	Opponent	Score	RPI S	Opponent	Score	RPI S	Opponent	Score
7 A	Hawaii	0 3	30 A	Washington	0 3	89 N	San Francisco	3 2	117 A	Oregon St.	3 1
9 A	Southern California	0 3	30 H	Washington	0 3				117 H	Oregon St.	3 0
9 H	Southern California	0 3	34 A	California	0 3				135 A	Utah	3 1
15 A	UCLA	3 0	34 H	California	0 3				135 H	Utah	3 0
15 H	UCLA	3 2	46 N	Wichita St.	3 0				146 H	Cal St. Fullerton	3 1
16 A	Stanford	1 3							149 A	Washington St.	3 1
16 H	Stanford	1 3							149 H	Washington St.	3 0
25 A	Oregon	0 3							171 A	Colorado	3 0
25 H	Oregon	0 3							171 H	Colorado	3 2
									181 A	Evansville	3 1
									201 H	Eastern Wash.	3 0
									233 N	Ill.-Chicago	3 0
									237 H	Presbyterian	3 0
									262 N	Southeast Mo. St.	3 0
LAST 10 GAMES											
9 A	Southern California	0 3	117 H	Oregon St.	3 0						
15 A	UCLA	3 0	30 A	Washington	0 3						
171 H	Colorado	3 2	149 A	Washington St.	3 1						
135 H	Utah	3 0	34 H	California	0 3						
25 H	Oregon	0 3	16 H	Stanford	1 3						

Non-Div. I Games:

Arizona

[illegible]

**Non-Div. I Games:**

Long Beach St.

Average RPI Win: 124		WON-LOST RECORD	WINNING PCT. RANK	LAST 10 GAMES	STRENGTH OF SCHEDULE	OPP. STRENGTH OF SCHEDULE	TEAM RPI	ADJ RPI	CONF. RPI	ADJ CONF. RPI	
Average RPI Loss: 33											
DIV. I ONLY		18- 13	.58065 120	3- 7	15	23	45	.59889 45	1	1	
DIV. I NON-CONF.		13- 3	.8125 37	1- 0	86	108	40	.60439 42	2	2	
TOTALS		RPI 1-25	RPI 26-50	W-L RECORDS	RPI 51-100	RPI 101-150	RPI 150+				
18- 13	0- 7	4- 3	OVERALL	3- 1	6- 2	5- 0					
9- 4	0- 3	3- 1	HOME	0- 0	2- 0	4- 0					
4- 8	0- 4	1- 2	AWAY	1- 1	1- 1	1- 0					
5- 1	0- 0	0- 0	NEUTRAL	2- 0	3- 1	0- 0					
13- 3	0- 1	0- 0	NON-CONFERENCE	3- 1	5- 1	5- 0					
5- 0	0- 0	0- 0	HOME	0- 0	1- 0	4- 0					
3- 2	0- 1	0- 0	AWAY	1- 1	1- 0	1- 0					
5- 1	0- 0	0- 0	NEUTRAL	2- 0	3- 1	0- 0					
5- 10	0- 6	4- 3	CONFERENCE	0- 0	1- 1	0- 0					
4- 4	0- 3	3- 1	HOME	0- 0	1- 0	0- 0					
1- 6	0- 3	1- 2	AWAY	0- 0	0- 1	0- 0					
0- 0	0- 0	0- 0	NEUTRAL	0- 0	0- 0	0- 0					
RPI S	Opponent	Score	RPI S	Opponent	Score	RPI S	Opponent	Score	RPI S	Opponent	Score
2 A	Iowa St.	0 3	27 A	Kansas St.	0 3	58 A	TCU	0 3	101 A	Texas Tech	2 3
2 H	Iowa St.	2 3	27 H	Kansas St.	3 2	70 A	Texas St.	3 2	101 H	Texas Tech	3 0
4 A	Texas	0 3	28 A	Oklahoma	3 1	71 N	Col. of Charleston	3 0	105 N	UTEP	3 2
4 H	Texas	1 3	28 H	Oklahoma	1 3	89 N	San Francisco	3 0	119 H	Northern Colo.	3 2
5 A	Purdue	0 3	32 A	Missouri	1 3				128 N	Mississippi St.	1 3
19 A	Texas A&M	2 3	32 H	Missouri	3 2				140 A	UNLV	3 2
19 H	Texas A&M	1 3	47 H	Kansas	3 1				142 N	Fresno St.	3 0
									142 N	VCU	3 0
									162 H	North Texas	3 0
									180 H	West Virginia	3 0
									238 A	Lamar	3 0
									265 H	McNeese St.	3 0
									280 H	Tex.-Pan American	3 0
LAST 10 GAMES											
2 H	Iowa St.	2 3	70 A	Texas St.	3 2						
4 A	Texas	0 3	27 H	Kansas St.	3 2						
28 A	Oklahoma	3 1	101 A	Texas Tech	2 3						
19 H	Texas A&M	1 3	4 H	Texas	1 3						
32 A	Missouri	1 3	2 A	Iowa St.	0 3						

Non-Div. I Games:

Baylor

Average RPI Win: 152		WON-LOST	WINNING	LAST 10	STRENGTH OF		OPP. STRENGTH	TEAM	ADJ	CONF.	ADJ CONF.
Average RPI Loss: 56		RECORD	PCT. RANK	GAMES	SCHEDULE		OF SCHEDULE	RPI	RPI	RPI	RPI
DIV. I ONLY		18-9	.66667	72	8-2		41	83	46	.59522	46
DIV. I NON-CONF.		5-4	.55556	145	0-0		17	34	43	.60693	39
TOTALS		RPI 1-25	RPI 26-50		W-L RECORDS		RPI 51-100		RPI 101-150		RPI 150+
18-9	0-3	3-3		OVERALL		2-1		3-1		10-1	
8-2	0-1	1-1		HOME		1-0		1-0		5-0	
7-5	0-2	2-1		AWAY		0-1		1-0		4-1	
3-2	0-0	0-1		NEUTRAL		1-0		1-1		1-0	
5-4	0-1	2-2		NON-CONFERENCE		1-0		1-1		1-0	
1-0	0-0	1-0		HOME		0-0		0-0		0-0	
1-2	0-1	1-1		AWAY		0-0		0-0		0-0	
3-2	0-0	0-1		NEUTRAL		1-0		1-1		1-0	
13-5	0-2	1-1		CONFERENCE		1-1		2-0		9-1	
7-2	0-1	0-1		HOME		1-0		1-0		5-0	
6-3	0-1	1-0		AWAY		0-1		1-0		4-1	
0-0	0-0	0-0		NEUTRAL		0-0		0-0		0-0	
RPI S	Opponent	Score	RPI S	Opponent	Score	RPI S	Opponent	Score	RPI S	Opponent	Score
6 A	UNI	2 3	28 H	Oklahoma	3 2	61 A	Creighton	2 3	104 N	Ole Miss	3 1
6 H	UNI	0 3	31 A	Colorado St.	3 1	61 H	Creighton	3 0	119 N	Northern Colo.	1 3
7 A	Hawaii	1 3	38 A	Louisville	1 3	89 N	San Francisco	3 2	121 A	Illinois St.	3 0
			42 A	Missouri St.	3 1				121 H	Illinois St.	3 0
			42 H	Missouri St.	0 3				181 A	Evansville	2 3
			43 N	Arizona	0 3				181 H	Evansville	3 0
									191 A	Drake	3 0
									191 H	Drake	3 0
									204 A	Indiana St.	3 0
									204 H	Indiana St.	3 0
									218 A	Bradley	3 0
									218 H	Bradley	3 0
									227 A	Southern Ill.	3 0
									227 H	Southern Ill.	3 0
									274 N	Eastern Ill.	3 0
			LAST 10 GAMES								
			204 A	Indiana St.	3 0	61 A	Creighton	2 3			
			121 A	Illinois St.	3 0	6 H	UNI	0 3			
			181 H	Evansville	3 0	218 H	Bradley	3 0			
			227 H	Southern Ill.	3 0	42 A	Missouri St.	3 1			
			191 A	Drake	3 0	227 A	Southern Ill.	3 0			

Non-Div. I Games: Neb. Omaha 3 0

Wichita St.

Average RPI Win: 131		WON-LOST	WINNING	LAST 10	STRENGTH OF	OPP. STRENGTH	TEAM	ADJ	CONF.	ADJ CONF.	
Average RPI Loss: 19		RECORD	PCT. RANK	GAMES	SCHEDULE	OF SCHEDULE	RPI	RPI	RPI	RPI	
DIV. I ONLY		13- 13	.5 155	2- 8	7	15	47	.5912	47	1 1	
DIV. I NON-CONF.		11- 1	.91667 17	0- 0	51	86	19	.6564	20	2 2	
TOTALS		RPI 1-25	RPI 26-50	W-L RECORDS	RPI 51-100	RPI 101-150	RPI 150+				
13- 13	1- 7	0- 6	OVERALL	3- 0	5- 0	4- 0					
4- 6	0- 3	0- 3	HOME	1- 0	2- 0	1- 0					
3- 7	0- 4	0- 3	AWAY	0- 0	2- 0	1- 0					
6- 0	1- 0	0- 0	NEUTRAL	2- 0	1- 0	2- 0					
11- 1	1- 1	0- 0	NON-CONFERENCE	3- 0	3- 0	4- 0					
3- 0	0- 0	0- 0	HOME	1- 0	1- 0	1- 0					
2- 1	0- 1	0- 0	AWAY	0- 0	1- 0	1- 0					
6- 0	1- 0	0- 0	NEUTRAL	2- 0	1- 0	2- 0					
2- 12	0- 6	0- 6	CONFERENCE	0- 0	2- 0	0- 0					
1- 6	0- 3	0- 3	HOME	0- 0	1- 0	0- 0					
1- 6	0- 3	0- 3	AWAY	0- 0	1- 0	0- 0					
0- 0	0- 0	0- 0	NEUTRAL	0- 0	0- 0	0- 0					
RPI S	Opponent	Score	RPI S	Opponent	Score	RPI S	Opponent	Score	RPI S	Opponent	Score
2 A	Iowa St.	0 3	27 H	Kansas St.	1 3	80 N	Saint Louis	3 0	101 A	Texas Tech	3 1
2 H	Iowa St.	0 3	28 A	Oklahoma	2 3	97 H	Appalachian St.	3 0	101 H	Texas Tech	3 1
4 A	Texas	0 3	28 H	Oklahoma	1 3	99 N	San Diego St.	3 1	110 A	Georgia	3 0
4 H	Texas	2 3	32 A	Missouri	1 3				120 H	Belmont	3 1
6 A	UNI	2 3	32 H	Missouri	1 3				144 N	Liberty	3 0
10 N	Minnesota	3 2	45 A	Baylor	1 3				166 N	Valparaiso	3 2
19 A	Texas A&M	1 3							168 H	South Dakota St.	3 0
19 H	Texas A&M	2 3							249 N	Florida A&M	3 0
									253 A	DePaul	3 0
			LAST 10 GAMES								
			28 H	Oklahoma	1 3	2 A	Iowa St.	0 3			
			101 A	Texas Tech	3 1	101 H	Texas Tech	3 1			
			4 H	Texas	2 3	27 H	Kansas St.	1 3			
			32 H	Missouri	1 3	28 A	Oklahoma	2 3			
			19 A	Texas A&M	1 3	32 A	Missouri	1 3			

Non-Div. I Games: Neb. Omaha 3 0

Kansas

Average RPI Win: 164		WON-LOST RECORD		WINNING PCT. RANK		LAST 10 GAMES		STRENGTH OF SCHEDULE		OPP. STRENGTH OF SCHEDULE		TEAM RPI		ADJ RPI		CONF. RPI		ADJ CONF. RPI	
DIV. I ONLY		20- 11		.64516 84		8- 2		52		72		51		.59037 48		15		16	
DIV. I NON-CONF.		4- 8		.33333 244		1- 0		24		6		107		.54861 91		15		15	
TOTALS		RPI 1-25		RPI 26-50		W-L RECORDS		RPI 51-100		RPI 101-150		RPI 150+							
20- 11		1- 5		2- 2		OVERALL		3- 1		1- 3		13- 0							
11- 6		0- 3		2- 0		HOME		2- 0		1- 3		6- 0							
7- 2		1- 0		0- 1		AWAY		1- 1		0- 0		5- 0							
2- 3		0- 2		0- 1		NEUTRAL		0- 0		0- 0		2- 0							
4- 8		0- 3		2- 2		NON-CONFERENCE		1- 1		0- 2		1- 0							
4- 4		0- 2		2- 0		HOME		1- 0		0- 2		1- 0							
0- 2		0- 0		0- 1		AWAY		0- 1		0- 0		0- 0							
0- 2		0- 1		0- 1		NEUTRAL		0- 0		0- 0		0- 0							
16- 3		1- 2		0- 0		CONFERENCE		2- 0		1- 1		12- 0							
7- 2		0- 1		0- 0		HOME		1- 0		1- 1		5- 0							
7- 0		1- 0		0- 0		AWAY		1- 0		0- 0		5- 0							
2- 1		0- 1		0- 0		NEUTRAL		0- 0		0- 0		2- 0							
RPI S	Opponent		Score		RPI S	Opponent		Score		RPI S	Opponent		Score		RPI S	Opponent		Score	
1 H	Illinois		0	3	31 N	Colorado St.		0	3	63 A	Arkansas		0	3	109 H	Arkansas St.		2	3
10 N	Minnesota		0	3	32 H	Missouri		3	1	69 H	Georgia Tech		3	1	114 H	Cal Poly		0	3
21 A	Western Ky.		3	1	39 A	Marquette		1	3	92 A	FIU		3	0	126 H	Auburn		2	3
21 H	Western Ky.		2	3	39 H	Marquette		3	0	92 H	FIU		3	0	150 H	Denver		3	0
21 N	Western Ky.		1	3											162 H	North Texas		3	0
22 H	Tulsa		2	3											162 N	North Texas		3	0
															164 A	Troy		3	2
															164 H	Troy		3	0
															197 H	East Tenn. St.		3	0
															211 A	South Ala.		3	0
															211 H	South Ala.		3	0
															226 A	La.-Lafayette		3	0
															229 H	UALR		3	0
															229 N	UALR		3	0
															256 A	La.-Monroe		3	0
															290 A	Fla. Atlantic		3	0
															290 H	Fla. Atlantic		3	0
LAST 10 GAMES																			
21 N Western Ky.					1	3	164 A Troy					3	2						
162 N North Texas					3	0	150 H Denver					3	0						
229 N UALR					3	0	162 H North Texas					3	0						
21 H Western Ky.					2	3	69 H Georgia Tech					3	1						
211 A South Ala.					3	0	226 A La.-Lafayette					3	0						

Non-Div. I Games:

Middle Tenn.



Average RPI Win: 134		WON-LOST	WINNING	LAST 10	STRENGTH OF	OPP. STRENGTH	TEAM	ADJ	CONF.	ADJ CONF.					
Average RPI Loss: 19		RECORD	PCT. RANK	GAMES	SCHEDULE	OF SCHEDULE	RPI	RPI	RPI	RPI					
DIV. I ONLY		18- 13	.58065	120	4- 6	34	10	49	.58601	49	2	2			
DIV. I NON-CONF.		10- 3	.76923	50	0- 0	110	55	52	.5889	57	1	1			
<hr/>															
TOTALS		RPI 1-25	RPI 26-50		W-L RECORDS		RPI 51-100		RPI 101-150		RPI 150+				
18- 13		1- 10	1- 1		OVERALL		3- 2		7- 0		6- 0				
8- 4		1- 3	1- 0		HOME		2- 1		2- 0		2- 0				
5- 7		0- 6	0- 0		AWAY		1- 1		3- 0		1- 0				
5- 2		0- 1	0- 1		NEUTRAL		0- 0		2- 0		3- 0				
10- 3		0- 2	0- 1		NON-CONFERENCE		1- 0		3- 0		6- 0				
3- 0		0- 0	0- 0		HOME		1- 0		0- 0		2- 0				
2- 1		0- 1	0- 0		AWAY		0- 0		1- 0		1- 0				
5- 2		0- 1	0- 1		NEUTRAL		0- 0		2- 0		3- 0				
8- 10		1- 8	1- 0		CONFERENCE		2- 2		4- 0		0- 0				
5- 4		1- 3	1- 0		HOME		1- 1		2- 0		0- 0				
3- 6		0- 5	0- 0		AWAY		1- 1		2- 0		0- 0				
0- 0		0- 0	0- 0		NEUTRAL		0- 0		0- 0		0- 0				
RPI	S	Opponent	Score	RPI	S	Opponent	Score	RPI	S	Opponent	Score				
1	A	Illinois	1 3	29	H	Michigan St.	3 1	53	A	Wisconsin	3 1	122	N	Towson	3 0
1	H	Illinois	0 3	44	N	Long Beach St.	1 3	53	H	Wisconsin	1 3	127	A	Toledo	3 1
3	A	Nebraska	1 3					83	H	Albany (NY)	3 1	137	A	Indiana	3 1
3	H	Nebraska	1 3					91	A	Northwestern	2 3	137	H	Indiana	3 0
5	A	Purdue	1 3					91	H	Northwestern	3 1	139	N	Alabama	3 1
5	H	Purdue	0 3									145	A	Iowa	3 1
7	A	Hawaii	0 3									145	H	Iowa	3 1
10	A	Minnesota	1 3									166	N	Valparaiso	3 0
10	H	Minnesota	3 0									169	H	Maryland	3 1
11	A	Penn St.	0 3									180	A	West Virginia	3 0
15	N	UCLA	1 3									210	N	Penn	3 1
												230	H	Akron	3 0
												236	N	New Hampshire	3 0
<hr/>															
				LAST 10 GAMES											
				137 H Indiana 3 0				53 A Wisconsin 3 1							
				5 H Purdue 0 3				145 H Iowa 3 1							
				1 A Illinois 1 3				3 H Nebraska 1 3							
				91 A Northwestern 2 3				29 H Michigan St. 3 1							
				10 A Minnesota 1 3				11 A Penn St. 0 3							

Non-Div. I Games:

Ohio St.

Average RPI Win:		194	WON-LOST RECORD		WINNING PCT. RANK		LAST 10 GAMES		STRENGTH OF SCHEDULE		OPP. STRENGTH OF SCHEDULE		TEAM RPI		ADJ RPI		CONF. RPI		ADJ CONF. RPI					
DIV. I ONLY			25- 4		.86207		9		10- 0		177		160		48		.58571		50		24		24	
DIV. I NON-CONF.			7- 4		.63636		96		0- 0		118		24		78		.5602		74		22		22	
TOTALS		RPI 1-25		RPI 26-50				W-L RECORDS				RPI 51-100				RPI 101-150				RPI 150+				
25- 4		0- 1		0- 2				OVERALL				2- 0				4- 1				19- 0				
12- 2		0- 1		0- 1				HOME				0- 0				2- 0				10- 0				
9- 2		0- 0		0- 1				AWAY				0- 0				1- 1				8- 0				
4- 0		0- 0		0- 0				NEUTRAL				2- 0				1- 0				1- 0				
7- 4		0- 1		0- 2				NON-CONFERENCE				2- 0				1- 1				4- 0				
2- 2		0- 1		0- 1				HOME				0- 0				0- 0				2- 0				
1- 2		0- 0		0- 1				AWAY				0- 0				0- 1				1- 0				
4- 0		0- 0		0- 0				NEUTRAL				2- 0				1- 0				1- 0				
18- 0		0- 0		0- 0				CONFERENCE				0- 0				3- 0				15- 0				
10- 0		0- 0		0- 0				HOME				0- 0				2- 0				8- 0				
8- 0		0- 0		0- 0				AWAY				0- 0				1- 0				7- 0				
0- 0		0- 0		0- 0				NEUTRAL				0- 0				0- 0				0- 0				
RPI	S	Opponent		Score		RPI	S	Opponent		Score		RPI	S	Opponent		Score		RPI	S	Opponent		Score		
17	H	Northern Ill.		0	3	35	A	Western Mich.		0	3	75	N	IPFW		3	1	111	A	Cleveland St.		3	0	
						39	H	Marquette		0	3	82	N	Wyoming		3	1	111	H	Cleveland St.		3	0	
																		111	H	Cleveland St.		3	1	
																		138	A	Arizona St.		1	3	
																		150	N	Denver		3	2	
																		154	H	Southern Miss.		3	1	
																		166	A	Valparaiso		3	1	
																		166	H	Valparaiso		3	0	
																		166	H	Valparaiso		3	2	
																		170	N	San Jose St.		3	1	
																		178	A	Butler		3	0	
																		178	H	Butler		3	0	
																		191	A	Drake		3	1	
																		223	A	Green Bay		3	2	
																		223	H	Green Bay		3	1	
																		230	H	Akron		3	1	
																		233	A	Ill.-Chicago		3	1	
																		233	H	Ill.-Chicago		3	0	
																		254	A	Wright St.		3	0	
																		254	H	Wright St.		3	0	
																		299	A	Loyola Chicago		3	1	
																		299	H	Loyola Chicago		3	0	
																		300	A	Youngstown St.		3	0	
																		300	H	Youngstown St.		3	0	
						LAST 10 GAMES																		
																		111	H	Cleveland St.		3	0	
																		166	H	Valparaiso		3	0	
																		233	A	Ill.-Chicago		3	1	
																		166	A	Valparaiso		3	1	
																		111	H	Cleveland St.		3	1	
																		300	H	Youngstown St.		3	0	
																		178	A	Butler		3	0	
																		254	A	Wright St.		3	0	
																		223	A	Green Bay		3	2	
																		299	A	Loyola Chicago		3	1	

Non-Div. I Games:

Milwaukee

Average RPI Win:	121	WON-LOST RECORD	WINNING PCT. RANK	LAST 10 GAMES		STRENGTH OF SCHEDULE	OPP. STRENGTH OF SCHEDULE	TEAM RPI	ADJ RPI	CONF. RPI	ADJ CONF. RPI			
DIV. I ONLY		16- 12	.57143	127	8- 2	37	37	57	.58463	51	6	6		
DIV. I NON-CONF.		5- 6	.45455	193	0- 0	37	12	77	.56529	68	6	6		
<hr/>														
TOTALS	RPI 1-25	RPI 26-50		W-L RECORDS		RPI 51-100		RPI 101-150		RPI 150+				
16- 12	1- 3	2- 2		OVERALL		4- 4		3- 3		6- 0				
7- 5	1- 0	0- 2		HOME		1- 1		2- 2		3- 0				
6- 4	0- 2	1- 0		AWAY		2- 1		1- 1		2- 0				
3- 3	0- 1	1- 0		NEUTRAL		1- 2		0- 0		1- 0				
<hr/>														
5- 6	0- 2	1- 1		NON-CONFERENCE		1- 2		1- 1		2- 0				
2- 2	0- 0	0- 1		HOME		0- 0		1- 1		1- 0				
0- 1	0- 1	0- 0		AWAY		0- 0		0- 0		0- 0				
3- 3	0- 1	1- 0		NEUTRAL		1- 2		0- 0		1- 0				
<hr/>														
11- 6	1- 1	1- 1		CONFERENCE		3- 2		2- 2		4- 0				
5- 3	1- 0	0- 1		HOME		1- 1		1- 1		2- 0				
6- 3	0- 1	1- 0		AWAY		2- 1		1- 1		2- 0				
0- 0	0- 0	0- 0		NEUTRAL		0- 0		0- 0		0- 0				
<hr/>														
RPI	S	Opponent	Score		RPI	S	Opponent	Score		RPI	S	Opponent	Score	
1	N	Illinois	0	3	26	A	San Diego	3	2	54	N	Notre Dame	3	0
3	A	Nebraska	2	3	26	H	San Diego	2	3	56	N	UC Santa Barbara	2	3
14	A	Pepperdine	2	3	27	H	Kansas St.	1	3	59	A	BYU	3	0
14	H	Pepperdine	3	0	41	N	Duke	3	2	59	A	BYU	0	3
										59	H	BYU	3	0
										61	N	Creighton	0	3
										89	A	San Francisco	3	1
										89	H	San Francisco	1	3

**Non-Div. I Games:**

St. Mary's (CA)

Average RPI Win:	183	WON-LOST RECORD	WINNING PCT. RANK	LAST 10 GAMES	STRENGTH OF SCHEDULE	OPP. STRENGTH OF SCHEDULE	TEAM RPI	ADJ RPI	CONF. RPI	ADJ CONF. RPI		
Average RPI Loss:	80											
DIV. I ONLY		24- 5	.82759	17	9- 1	161	154	50	.58133	52	21	21
DIV. I NON-CONF.		14- 3	.82353	32	3- 0	138	63	51	.59102	52	23	24
<hr/>												
TOTALS	RPI 1-25	RPI 26-50		W-L RECORDS		RPI 51-100		RPI 101-150		RPI 150+		
24- 5	0- 0	1- 1		OVERALL		1- 1		6- 3		16- 0		
10- 1	0- 0	1- 0		HOME		0- 0		2- 1		7- 0		
12- 1	0- 0	0- 0		AWAY		0- 0		3- 1		9- 0		
2- 3	0- 0	0- 1		NEUTRAL		1- 1		1- 1		0- 0		
14- 3	0- 0	1- 1		NON-CONFERENCE		1- 1		2- 1		10- 0		
5- 0	0- 0	1- 0		HOME		0- 0		0- 0		4- 0		
7- 0	0- 0	0- 0		AWAY		0- 0		1- 0		6- 0		
2- 3	0- 0	0- 1		NEUTRAL		1- 1		1- 1		0- 0		
10- 2	0- 0	0- 0		CONFERENCE		0- 0		4- 2		6- 0		
5- 1	0- 0	0- 0		HOME		0- 0		2- 1		3- 0		
5- 1	0- 0	0- 0		AWAY		0- 0		2- 1		3- 0		
0- 0	0- 0	0- 0		NEUTRAL		0- 0		0- 0		0- 0		
RPI	S	Opponent	Score	RPI	S	Opponent	Score	RPI	S	Opponent	Score	
37	N	Dayton	1 3	56	N	UC Santa Barbara	0 3	102	A	Utah Valley	3 0	
40	H	North Dakota St.	3 1	60	N	Rice	3 2	102	A	Utah Valley	1 3	
								102	H	Utah Valley	1 3	
								103	N	James Madison	2 3	
								107	A	Houston Baptist	3 1	
								107	H	Houston Baptist	3 1	
								107	H	Houston Baptist	3 2	
								123	A	Santa Clara	3 1	
								131	N	Sam Houston St.	3 1	
								159	A	Stephen F. Austin	3 1	
								168	A	South Dakota St.	3 0	
								168	H	South Dakota St.	3 0	
								170	A	San Jose St.	3 0	
								175	A	South Dakota	3 2	
								209	H	Montana	3 0	
								217	A	A&M-Corpus Christi	3 0	
								219	H	Southern Utah	3 0	
								223	A	Green Bay	3 2	
								223	H	Green Bay	3 0	
								241	A	NJIT	3 1	
								241	H	NJIT	3 0	
								280	A	Tex.-Pan American	3 0	
								280	H	Tex.-Pan American	3 0	
								317	A	Chicago St.	3 0	
								317	H	Chicago St.	3 0	
LAST 10 GAMES												
102	A	Utah Valley	3 0	107	H	Houston Baptist	3 2	280	A	Tex.-Pan American	3 0	
107	H	Houston Baptist	3 1	280	H	Tex.-Pan American	3 0	317	A	Chicago St.	3 0	
102	A	Utah Valley	1 3	241	A	NJIT	3 1	317	H	Chicago St.	3 0	
175	A	South Dakota	3 2	317	A	Chicago St.	3 0					
168	A	South Dakota St.	3 0	217	A	A&M-Corpus Christi	3 0					

Non-Div. I Games: Minot St. 3 0 Neb. Omaha 3 1

North Dakota

Average RPI Win:	135	WON-LOST RECORD	WINNING PCT. RANK	LAST 10 GAMES	STRENGTH OF SCHEDULE	OPP. STRENGTH OF SCHEDULE	TEAM RPI	ADJ RPI	CONF. RPI	ADJ CONF. RPI		
DIV. I ONLY		16- 14	.53333	142	4- 6	30	16	59	.58029	53	2	2
DIV. I NON-CONF.		8- 4	.66667	81	0- 0	131	117	90	.5502	89	1	1
<hr/>												
TOTALS	RPI 1-25	RPI 26-50		W-L RECORDS		RPI 51-100		RPI 101-150		RPI 150+		
16- 14	3- 6	2- 4		OVERALL		1- 3		3- 1		7- 0		
6- 6	2- 3	1- 2		HOME		1- 1		1- 0		1- 0		
5- 7	1- 3	1- 2		AWAY		0- 1		2- 1		1- 0		
5- 1	0- 0	0- 0		NEUTRAL		0- 1		0- 0		5- 0		
8- 4	0- 0	1- 1		NON-CONFERENCE		0- 2		0- 1		7- 0		
2- 1	0- 0	1- 0		HOME		0- 1		0- 0		1- 0		
1- 2	0- 0	0- 1		AWAY		0- 0		0- 1		1- 0		
5- 1	0- 0	0- 0		NEUTRAL		0- 1		0- 0		5- 0		
8- 10	3- 6	1- 3		CONFERENCE		1- 1		3- 0		0- 0		
4- 5	2- 3	0- 2		HOME		1- 0		1- 0		0- 0		
4- 5	1- 3	1- 1		AWAY		0- 1		2- 0		0- 0		
0- 0	0- 0	0- 0		NEUTRAL		0- 0		0- 0		0- 0		
RPI S	Opponent	Score	RPI S	Opponent	Score	RPI S	Opponent	Score	RPI S	Opponent	Score	
1 A	Illinois	1 <div>3</div>	29 A	Michigan St.	1 <div>3</div>	54 H	Notre Dame	0 <div>3</div>	108 A	North Carolina St.	2 <div>3</div>	
1 H	Illinois	0 <div>3</div>	29 H	Michigan St.	1 <div>3</div>	65 N	Furman	1 <div>3</div>	137 A	Indiana	3 1	
3 A	Nebraska	1 <div>3</div>	35 H	Western Mich.	3 1	91 A	Northwestern	2 <div>3</div>	145 A	Iowa	3 0	
3 H	Nebraska	0 <div>3</div>	41 A	Duke	2 <div>3</div>	91 H	Northwestern	3 0	145 H	Iowa	3 0	
10 H	Minnesota	2 <div>3</div>	49 A	Ohio St.	3 1				155 H	South Fla.	3 0	
11 A	Penn St.	0 <div>3</div>	49 H	Ohio St.	1 <div>3</div>				163 N	Columbia	3 0	
11 H	Penn St.	3 2							198 N	Boston College	3 0	
23 A	Michigan	3 1							206 A	Rhode Island	3 0	
23 H	Michigan	3 1							222 N	Western Caro.	3 0	
									251 N	Campbell	3 0	
									305 N	Charleston So.	3 0	
<hr/>												
LAST 10 GAMES												
3 A Nebraska			1 <div>3</div>	49 H Ohio St.			1 <div>3</div>					
145 A Iowa			3 0	91 A Northwestern			2 <div>3</div>					
29 H Michigan St.			1 <div>3</div>	1 A Illinois			1 <div>3</div>					
23 H Michigan			3 1	137 A Indiana			3 1					
11 H Penn St.			3 2	10 H Minnesota			2 <div>3</div>					

Non-Div. I Games:

Wisconsin



Average RPI Win:	155	WON-LOST RECORD	WINNING PCT. RANK	LAST 10 GAMES	STRENGTH OF SCHEDULE	OPP. STRENGTH OF SCHEDULE	TEAM RPI	ADJ RPI	CONF. RPI	ADJ CONF. RPI		
DIV. I ONLY		19- 11	.63333	90	6- 4	53	80	54	.5776	55	5	5
DIV. I NON-CONF.		8- 3	.72727	62	0- 0	52	181	50	.58988	56	5	5
<hr/>												
TOTALS	RPI 1-25	RPI 26-50		W-L RECORDS		RPI 51-100		RPI 101-150		RPI 150+		
19- 11	1- 5	1- 3		OVERALL		3- 1		3- 1		11- 1		
10- 2	1- 1	1- 1		HOME		2- 0		1- 0		5- 0		
5- 7	0- 3	0- 2		AWAY		1- 1		0- 1		4- 0		
4- 2	0- 1	0- 0		NEUTRAL		0- 0		2- 0		2- 1		
8- 3	0- 2	0- 0		NON-CONFERENCE		2- 0		2- 0		4- 1		
3- 0	0- 0	0- 0		HOME		1- 0		0- 0		2- 0		
1- 1	0- 1	0- 0		AWAY		1- 0		0- 0		0- 0		
4- 2	0- 1	0- 0		NEUTRAL		0- 0		2- 0		2- 1		
11- 8	1- 3	1- 3		CONFERENCE		1- 1		1- 1		7- 0		
7- 2	1- 1	1- 1		HOME		1- 0		1- 0		3- 0		
4- 6	0- 2	0- 2		AWAY		0- 1		0- 1		4- 0		
0- 0	0- 0	0- 0		NEUTRAL		0- 0		0- 0		0- 0		
RPI S	Opponent	Score	RPI S	Opponent	Score	RPI S	Opponent	Score	RPI S	Opponent	Score	
8 A	Florida St.	0 3	33 A	North Carolina	0 3	65 H	Furman	3 0	108 A	North Carolina St.	2 3	
8 H	Florida St.	1 3	33 H	North Carolina	2 3	66 A	Virginia Tech	2 3	108 H	North Carolina St.	3 2	
9 N	Southern California	0 3	41 A	Duke	2 3	69 H	Georgia Tech	3 0	115 N	South Carolina	3 0	
20 A	Florida	0 3	41 H	Duke	3 0	71 A	Col. of Charleston	3 2	148 N	Winthrop	3 1	
24 A	Miami (FL)	0 3							169 A	Maryland	3 1	
24 H	Miami (FL)	3 2							169 H	Maryland	3 2	
									173 A	Wake Forest	3 1	
									173 H	Wake Forest	3 1	
									174 A	Virginia	3 1	
									184 H	Tennessee St.	3 0	
									198 A	Boston College	3 1	
									198 H	Boston College	3 1	
									244 N	Jacksonville	2 3	
									288 H	South Carolina St.	3 0	
									290 N	Fla. Atlantic	3 0	
									292 N	Loyola Maryland	3 0	
			LAST 10 GAMES									
			24 H	Miami (FL)	3 2	169 A	Maryland	3 1				
			8 H	Florida St.	1 3	173 H	Wake Forest	3 1				
			33 A	North Carolina	0 3	41 H	Duke	3 0				
			108 A	North Carolina St.	2 3	66 A	Virginia Tech	2 3				
			198 A	Boston College	3 1	174 A	Virginia	3 1				

Non-Div. I Games:

Clemson

Average RPI Win:	116	WON-LOST RECORD	WINNING PCT. RANK	LAST 10 GAMES	STRENGTH OF SCHEDULE	OPP. STRENGTH OF SCHEDULE	TEAM RPI	ADJ RPI	CONF. RPI	ADJ CONF. RPI		
Average RPI Loss:	77											
DIV. I ONLY	18- 11	.62069	97	7- 3	56	57	55	.57654	56	9	8	
DIV. I NON-CONF.	7- 6	.53846	154	0- 0	21	20	56	.59409	51	7	7	
<hr/>												
TOTALS	RPI 1-25	RPI 26-50		W-L RECORDS	RPI 51-100		RPI 101-150		RPI 150+			
18- 11	0- 3	1- 2		OVERALL	5- 2		8- 3		4- 1			
6- 2	0- 0	0- 1		HOME	2- 0		3- 0		1- 1			
7- 7	0- 1	1- 1		AWAY	1- 2		2- 3		3- 0			
5- 2	0- 2	0- 0		NEUTRAL	2- 0		3- 0		0- 0			
<hr/>												
7- 6	0- 3	0- 1		NON-CONFERENCE	2- 1		4- 1		1- 0			
0- 0	0- 0	0- 0		HOME	0- 0		0- 0		0- 0			
2- 4	0- 1	0- 1		AWAY	0- 1		1- 1		1- 0			
5- 2	0- 2	0- 0		NEUTRAL	2- 0		3- 0		0- 0			
<hr/>												
11- 5	0- 0	1- 1		CONFERENCE	3- 1		4- 2		3- 1			
6- 2	0- 0	0- 1		HOME	2- 0		3- 0		1- 1			
5- 3	0- 0	1- 0		AWAY	1- 1		1- 2		2- 0			
0- 0	0- 0	0- 0		NEUTRAL	0- 0		0- 0		0- 0			
<hr/>												
RPI S	Opponent	Score	RPI S	Opponent	Score	RPI S	Opponent	Score	RPI S	Opponent	Score	
1 N	Illinois	1 3	26 A	San Diego	0 3	51 N	St. Mary's (CA)	3 2	110 N	Georgia	3 1	
14 A	Pepperdine	0 3	44 A	Long Beach St.	3 2	52 N	North Dakota	3 0	112 A	Cal St. Northridge	3 2	
24 N	Miami (FL)	0 3	44 H	Long Beach St.	1 3	59 A	BYU	1 3	112 H	Cal St. Northridge	3 0	
						87 A	Pacific	3 2	114 A	Cal Poly	2 3	
						87 H	Pacific	3 1	114 H	Cal Poly	3 0	
						96 A	UC Davis	1 3	118 N	George Washington	3 0	
						96 H	UC Davis	3 2	123 A	Santa Clara	3 1	
									132 A	Loyola Marymount	2 3	
									137 N	Indiana	3 2	
									146 A	Cal St. Fullerton	2 3	
									146 H	Cal St. Fullerton	3 1	
									167 A	UC Irvine	3 0	
									167 H	UC Irvine	3 0	
									170 A	San Jose St.	3 1	
									192 A	UC Riverside	3 0	
									192 H	UC Riverside	2 3	
<hr/>												
LAST 10 GAMES												
			192 A UC Riverside			3 0			87 A Pacific			3 2
			112 A Cal St. Northridge			3 2			96 A UC Davis			1 3
			114 H Cal Poly			3 0			44 H Long Beach St.			1 3
			112 H Cal St. Northridge			3 0			146 H Cal St. Fullerton			3 1
			167 H UC Irvine			3 0			192 H UC Riverside			2 3

Non-Div. I Games:

UC Santa Barbara



Average RPI Win:		166	WON-LOST RECORD		WINNING PCT. RANK		LAST 10 GAMES		STRENGTH OF SCHEDULE		OPP. STRENGTH OF SCHEDULE		TEAM RPI		ADJ RPI		CONF. RPI		ADJ CONF. RPI	
DIV. I ONLY			22- 10		.6875 69		7- 3		84		94		53		.57532 57		7		7	
DIV. I NON-CONF.			8- 6		.57143 136		0- 0		59		65		75		.55877 77		8		8	
TOTALS		RPI 1-25		RPI 26-50		W-L RECORDS		RPI 51-100		RPI 101-150		RPI 150+								
22- 10		0- 4		0- 3		OVERALL		4- 1		7- 1		11- 1								
8- 3		0- 0		0- 2		HOME		1- 0		3- 0		4- 1								
7- 5		0- 3		0- 1		AWAY		1- 0		3- 1		3- 0								
7- 2		0- 1		0- 0		NEUTRAL		2- 1		1- 0		4- 0								
8- 6		0- 3		0- 1		NON-CONFERENCE		2- 0		1- 1		5- 1								
1- 2		0- 0		0- 1		HOME		0- 0		0- 0		1- 1								
1- 3		0- 2		0- 0		AWAY		0- 0		1- 1		0- 0								
6- 1		0- 1		0- 0		NEUTRAL		2- 0		0- 0		4- 0								
14- 4		0- 1		0- 2		CONFERENCE		2- 1		6- 0		6- 0								
7- 1		0- 0		0- 1		HOME		1- 0		3- 0		3- 0								
6- 2		0- 1		0- 1		AWAY		1- 0		2- 0		3- 0								
1- 1		0- 0		0- 0		NEUTRAL		0- 1		1- 0		0- 0								
RPI	S	Opponent		Score		RPI	S	Opponent		Score		RPI	S	Opponent		Score				
12	A	Kentucky		0	3	35	A	Western Mich.		0	3	66	N	Virginia Tech		3	2			
13	A	Tennessee		2	3	36	H	Ball St.		1	3	68	A	Eastern Mich.		3	0			
17	A	Northern Ill.		0	3	38	H	Louisville		1	3	78	H	Central Mich.		3	2			
21	N	Western Ky.		1	3							78	N	Central Mich.		0	3			
												98	N	Villanova		3	2			
														125		A	Pittsburgh	3	2	
														127		H	Toledo	3	0	
														133		A	Ga. Southern	0	3	
														136		A	Bowling Green	3	2	
														136		H	Bowling Green	3	0	
														141		A	Miami (OH)	3	0	
														141		H	Miami (OH)	3	0	
														141		N	Miami (OH)	3	0	
														169		N	Maryland	3	2	
														174		H	Virginia	1	3	
														193		N	Georgia St.	3	1	
														194		H	Marshall	3	0	
														213		A	Buffalo	3	1	
														213		H	Buffalo	3	0	
														214		A	Kent St.	3	0	
														214		H	Kent St.	3	2	
														230		A	Akron	3	0	
														230		H	Akron	3	0	
														237		N	Presbyterian	3	1	
														288		N	South Carolina St.	3	0	
LAST 10 GAMES																				
78 N Central Mich.						0	3	214 H Kent St.						3	2					
141 N Miami (OH)						3	0	141 A Miami (OH)						3	0					
230 H Akron						3	0	136 A Bowling Green						3	2					
213 H Buffalo						3	0	17 A Northern Ill.						0	3					
78 H Central Mich.						3	2	35 A Western Mich.						0	3					

**Non-Div. I Games:**

Ohio



BYU

BYU				Through Games Of November 20, 2011									
Average RPI Win:		132	WON-LOST RECORD	WINNING PCT. RANK	LAST 10 GAMES	STRENGTH OF SCHEDULE	OPP. STRENGTH OF SCHEDULE	TEAM RPI	ADJ RPI	CONF. RPI	ADJ CONF. RPI		
DIV. I ONLY			20- 9	.68966 67	6- 4	109	39	56	.5705 59	6	6		
DIV. I NON-CONF.			10- 2	.83333 29	0- 0	129	25	41	.60285 45	6	6		
-----													
TOTALS		RPI 1-25	RPI 26-50		W-L RECORDS	RPI 51-100		RPI 101-150		RPI 150+			
20- 9	0- 3	1- 2		OVERALL		6- 2		7- 1		6- 1			
7- 5	0- 2	0- 1		HOME		3- 1		2- 0		2- 1			
9- 4	0- 1	1- 1		AWAY		1- 1		4- 1		3- 0			
4- 0	0- 0	0- 0		NEUTRAL		2- 0		1- 0		1- 0			
10- 2	0- 1	1- 0		NON-CONFERENCE		3- 0		3- 1		3- 0			
2- 1	0- 1	0- 0		HOME		1- 0		0- 0		1- 0			
4- 1	0- 0	1- 0		AWAY		0- 0		2- 1		1- 0			
4- 0	0- 0	0- 0		NEUTRAL		2- 0		1- 0		1- 0			
10- 7	0- 2	0- 2		CONFERENCE		3- 2		4- 0		3- 1			
5- 4	0- 1	0- 1		HOME		2- 1		2- 0		1- 1			
5- 3	0- 1	0- 1		AWAY		1- 1		2- 0		2- 0			
0- 0	0- 0	0- 0		NEUTRAL		0- 0		0- 0		0- 0			
-----													
RPI S	Opponent	Score	RPI S	Opponent	Score	RPI S	Opponent	Score	RPI S	Opponent	Score		
1 H	Illinois	0 3	26 A	San Diego	0 3	51 A	St. Mary's (CA)	0 3	112 A	Cal St. Northridge	3 1		
14 A	Pepperdine	1 3	26 H	San Diego	1 3	51 H	St. Mary's (CA)	0 3	123 A	Santa Clara	3 0		
14 H	Pepperdine	1 3	27 A	Kansas St.	3 0	51 H	St. Mary's (CA)	3 0	123 H	Santa Clara	3 0		
						56 H	UC Santa Barbara	3 1	132 A	Loyola Marymount	3 2		
						68 N	Eastern Mich.	3 1	132 H	Loyola Marymount	3 2		
						89 A	San Francisco	3 1	133 N	Ga. Southern	3 1		
						89 H	San Francisco	3 1	135 A	Utah	3 0		
						100 N	Idaho	3 0	146 A	Cal St. Fullerton	1 3		
									172 A	Utah St.	3 0		
									192 N	UC Riverside	3 0		
									199 A	Gonzaga	3 1		
									199 H	Gonzaga	1 3		
									208 A	Portland	3 1		
									208 H	Portland	3 0		
									283 H	Weber St.	3 0		
-----													
			LAST 10 GAMES										
			208 H Portland			3 0			123 A Santa Clara				
			199 H Gonzaga			1 3			89 A San Francisco				
			51 A St. Mary's (CA)			0 3			26 H San Diego				
			89 H San Francisco			3 1			14 H Pepperdine				
			132 H Loyola Marymount			3 2			199 A Gonzaga				

BYU

Non-Div. I Games:      BYU-Hawaii      3      0

BYU

Average RPI Win: 157		WON-LOST RECORD		WINNING PCT. RANK		LAST 10 GAMES		STRENGTH OF SCHEDULE		OPP. STRENGTH OF SCHEDULE		TEAM RPI		ADJ RPI		CONF. RPI		ADJ CONF. RPI				
DIV. I ONLY		18- 12		.6 106		7- 3		60		81		62		.56773 60		12		12				
DIV. I NON-CONF.		5- 6		.45455 193		0- 0		10		33		55		.59075 53		10		10				
TOTALS		RPI 1-25		RPI 26-50		W-L RECORDS		RPI 51-100		RPI 101-150		RPI 150+										
18- 12		0- 5		0- 0		OVERALL		2- 7		6- 0		10- 0										
10- 5		0- 2		0- 0		HOME		2- 3		3- 0		5- 0										
7- 4		0- 2		0- 0		AWAY		0- 2		2- 0		5- 0										
1- 3		0- 1		0- 0		NEUTRAL		0- 2		1- 0		0- 0										
5- 6		0- 3		0- 0		NON-CONFERENCE		2- 3		2- 0		1- 0										
3- 2		0- 1		0- 0		HOME		2- 1		1- 0		0- 0										
1- 1		0- 1		0- 0		AWAY		0- 0		0- 0		1- 0										
1- 3		0- 1		0- 0		NEUTRAL		0- 2		1- 0		0- 0										
13- 6		0- 2		0- 0		CONFERENCE		0- 4		4- 0		9- 0										
7- 3		0- 1		0- 0		HOME		0- 2		2- 0		5- 0										
6- 3		0- 1		0- 0		AWAY		0- 2		2- 0		4- 0										
0- 0		0- 0		0- 0		NEUTRAL		0- 0		0- 0		0- 0										
RPI	S	Opponent		Score		RPI	S	Opponent		Score		RPI	S	Opponent		Score						
7	A	Hawaii		0	3							52	N	North Dakota		2	3	105	A	UTEP	3	0
16	H	Stanford		0	3							67	H	Houston		0	3	105	H	UTEP	3	0
18	N	Cincinnati		2	3							69	H	Georgia Tech		3	2	107	H	Houston Baptist	3	0
22	A	Tulsa		0	3							73	H	Delaware		2	3	113	A	SMU	3	1
22	H	Tulsa		1	3							76	H	UTSA		3	0	113	H	SMU	3	0
												81	A	UAB		1	3	131	N	Sam Houston St.	3	1
												84	A	UCF		1	3	153	H	Memphis	3	0
												84	H	UCF		1	3	154	A	Southern Miss.	3	2
												87	N	Pacific		2	3	154	H	Southern Miss.	3	2
																		159	A	Stephen F. Austin	3	0
																		194	A	Marshall	3	1
																		194	A	Marshall	3	0
																		221	A	Tulane	3	0
																		221	H	Tulane	3	1
																		275	H	East Carolina	3	0
																		275	H	East Carolina	3	0
LAST 10 GAMES																						
						221	A	Tulane		3	0	275	H	East Carolina		3	0					
						154	A	Southern Miss.		3	2	84	A	UCF		1	3					
						113	H	SMU		3	0	105	A	UTEP		3	0					
						22	H	Tulsa		1	3	81	A	UAB		1	3					
						275	H	East Carolina		3	0	153	H	Memphis		3	0					

Non-Div. I Games:

Rice

Average RPI Win:		174	WON-LOST RECORD		WINNING PCT. RANK		LAST 10 GAMES		STRENGTH OF SCHEDULE		OPP. STRENGTH OF SCHEDULE		TEAM RPI		ADJ RPI		CONF. RPI		ADJ CONF. RPI		
DIV. I ONLY			17- 13		.56667 129		6- 4		42		68		63		.56705 61		8		10		
DIV. I NON-CONF.			5- 7		.41667 210		0- 0		30		21		88		.55725 78		9		9		
TOTALS		RPI 1-25		RPI 26-50		W-L RECORDS		RPI 51-100		RPI 101-150		RPI 150+									
17- 13		0- 6		1- 5		OVERALL		2- 1		2- 0		12- 1									
9- 5		0- 2		1- 2		HOME		0- 1		1- 0		7- 0									
5- 8		0- 4		0- 3		AWAY		0- 0		1- 0		4- 1									
3- 0		0- 0		0- 0		NEUTRAL		2- 0		0- 0		1- 0									
5- 7		0- 4		0- 2		NON-CONFERENCE		2- 1		0- 0		3- 0									
2- 3		0- 1		0- 1		HOME		0- 1		0- 0		2- 0									
0- 4		0- 3		0- 1		AWAY		0- 0		0- 0		0- 0									
3- 0		0- 0		0- 0		NEUTRAL		2- 0		0- 0		1- 0									
12- 6		0- 2		1- 3		CONFERENCE		0- 0		2- 0		9- 1									
7- 2		0- 1		1- 1		HOME		0- 0		1- 0		5- 0									
5- 4		0- 1		0- 2		AWAY		0- 0		1- 0		4- 1									
0- 0		0- 0		0- 0		NEUTRAL		0- 0		0- 0		0- 0									
RPI	S	Opponent		Score		RPI	S	Opponent		Score		RPI	S	Opponent		Score					
3	A	Nebraska		0	3	27	A	Kansas St.		2	3	51	N	St. Mary's (CA)		3	0				
6	A	UNI		1	3	39	H	Marquette		0	3	76	N	UTSA		3	2				
6	H	UNI		0	3	42	A	Missouri St.		1	3	81	H	UAB		1	3				
17	H	Northern Ill.		0	3	42	H	Missouri St.		1	3										
19	A	Texas A&M		0	3	46	A	Wichita St.		0	3										
19	A	Texas A&M		1	3	46	H	Wichita St.		3	2										
						LAST 10 GAMES															
						191 A Drake						3	2	121 A Illinois St.						3	2
						218 A Bradley						2	3	204 A Indiana St.						3	0
						6 A UNI						1	3	181 H Evansville						3	0
						42 H Missouri St.						1	3	227 H Southern Ill.						3	2
						46 H Wichita St.						3	2	6 H UNI						0	3

Non-Div. I Games:

Creighton

Average RPI Win:		188	WON-LOST RECORD		WINNING PCT. RANK	LAST 10 GAMES		STRENGTH OF SCHEDULE		OPP. STRENGTH OF SCHEDULE	TEAM RPI	ADJ RPI	CONF. RPI	ADJ CONF. RPI
Average RPI Loss:		73												
DIV. I ONLY			21- 8		.72414	50		122		150	61	.56569	62	13
DIV. I NON-CONF.			11- 4		.73333	60		90		171	64	.57815	64	13
TOTALS		RPI 1-25		RPI 26-50		W-L RECORDS		RPI 51-100		RPI 101-150		RPI 150+		
21- 8		0- 3		0- 0		OVERALL		2- 3		5- 1		14- 1		
11- 2		0- 1		0- 0		HOME		1- 1		3- 0		7- 0		
5- 4		0- 1		0- 0		AWAY		1- 2		1- 0		3- 1		
5- 2		0- 1		0- 0		NEUTRAL		0- 0		1- 1		4- 0		
11- 4		0- 1		0- 0		NON-CONFERENCE		1- 2		3- 1		7- 0		
5- 1		0- 0		0- 0		HOME		0- 1		2- 0		3- 0		
1- 1		0- 0		0- 0		AWAY		1- 1		0- 0		0- 0		
5- 2		0- 1		0- 0		NEUTRAL		0- 0		1- 1		4- 0		
10- 4		0- 2		0- 0		CONFERENCE		1- 1		2- 0		7- 1		
6- 1		0- 1		0- 0		HOME		1- 0		1- 0		4- 0		
4- 3		0- 1		0- 0		AWAY		0- 1		1- 0		3- 1		
0- 0		0- 0		0- 0		NEUTRAL		0- 0		0- 0		0- 0		
RPI	S	Opponent	Score		RPI	S	Opponent	Score		RPI	S	Opponent	Score	
3	N	Nebraska	2	3						70	A	Texas St.	3	1
7	A	Hawaii	0	3						72	H	LSU	1	3
7	H	Hawaii	2	3						91	A	Northwestern	0	3
										100	A	Idaho	1	3
										100	H	Idaho	3	1
										105	H	UTEP	3	0
										107	N	Houston Baptist	3	0
										116	H	New Mexico	3	1
										134	N	Duquesne	0	3
										142	A	Fresno St.	3	0
										142	H	Fresno St.	3	0
										155	N	South Fla.	3	0
										170	A	San Jose St.	3	0
										170	H	San Jose St.	3	0
										172	A	Utah St.	2	3
										172	H	Utah St.	3	0
										202	N	Colgate	3	1
										226	N	La.-Lafayette	3	0
										229	H	UALR	3	0
										234	H	Nicholls St.	3	0
										242	N	Northwestern St.	3	1
										261	A	Nevada	3	0
										261	H	Nevada	3	0
										268	A	Louisiana Tech	3	0
										268	H	Louisiana Tech	3	0
										314	H	Grambling	3	0
					LAST 10 GAMES									
					7	A	Hawaii	0	3	172	A	Utah St.	2	3
					170	A	San Jose St.	3	0	268	A	Louisiana Tech	3	0
					261	H	Nevada	3	0	170	H	San Jose St.	3	0
					142	H	Fresno St.	3	0	7	H	Hawaii	2	3
					100	A	Idaho	1	3	142	A	Fresno St.	3	0

Non-Div. I Games:

New Mexico St.

Average RPI Win:	145	WON-LOST	WINNING	LAST 10	STRENGTH OF	OPP. STRENGTH	TEAM	ADJ	CONF.	ADJ CONF.	
Average RPI Loss:	47	RECORD	PCT. RANK	GAMES	SCHEDULE	OF SCHEDULE	RPI	RPI	RPI	RPI	
DIV. I ONLY		18- 12	.6 106	6- 4	77	48	68	.56391 63	4	4	
DIV. I NON-CONF.		8- 3	.72727 62	0- 0	87	114	62	.58233 62	4	4	
<hr/>											
TOTALS	RPI 1-25	RPI 26-50		W-L RECORDS	RPI 51-100		RPI 101-150		RPI 150+		
18- 12	0- 6	1- 2		OVERALL	2- 1		10- 3		5- 0		
8- 6	0- 3	1- 1		HOME	1- 1		5- 1		1- 0		
6- 6	0- 3	0- 1		AWAY	1- 0		4- 2		1- 0		
4- 0	0- 0	0- 0		NEUTRAL	0- 0		1- 0		3- 0		
<hr/>											
8- 3	0- 0	1- 2		NON-CONFERENCE	1- 1		1- 0		5- 0		
2- 2	0- 0	1- 1		HOME	0- 1		0- 0		1- 0		
2- 1	0- 0	0- 1		AWAY	1- 0		0- 0		1- 0		
4- 0	0- 0	0- 0		NEUTRAL	0- 0		1- 0		3- 0		
<hr/>											
10- 9	0- 6	0- 0		CONFERENCE	1- 0		9- 3		0- 0		
6- 4	0- 3	0- 0		HOME	1- 0		5- 1		0- 0		
4- 5	0- 3	0- 0		AWAY	0- 0		4- 2		0- 0		
0- 0	0- 0	0- 0		NEUTRAL	0- 0		0- 0		0- 0		
<hr/>											
RPI S	Opponent	Score	RPI S	Opponent	Score	RPI S	Opponent	Score	RPI S	Opponent	Score
12 A	Kentucky	2 3	28 A	Oklahoma	1 3	72 H	LSU	3 0	104 A	Ole Miss	2 3
12 H	Kentucky	1 3	31 H	Colorado St.	0 3	88 H	Oral Roberts	2 3	104 H	Ole Miss	3 0
13 A	Tennessee	0 3	48 H	Middle Tenn.	3 0	93 A	Army	3 0	110 A	Georgia	2 3
13 H	Tennessee	0 3							110 H	Georgia	2 3
20 A	Florida	0 3							115 A	South Carolina	3 0
20 H	Florida	2 3							115 H	South Carolina	3 0
									124 N	Georgetown	3 2
									126 A	Auburn	3 0
									126 H	Auburn	3 1
									128 A	Mississippi St.	3 0
									128 H	Mississippi St.	3 0
									139 A	Alabama	3 1
									139 H	Alabama	3 0
									161 N	Dartmouth	3 1
									173 A	Wake Forest	3 0
									241 N	NJIT	3 0
									265 H	McNeese St.	3 0
									305 N	Charleston So.	3 0
<hr/>											
			LAST 10 GAMES								
			12 A Kentucky 2 3			110 A Georgia 2 3					
			13 A Tennessee 0 3			128 A Mississippi St. 3 0					
			20 H Florida 2 3			72 H LSU 3 0					
			115 H South Carolina 3 0			139 H Alabama 3 0					
			126 A Auburn 3 0			104 H Ole Miss 3 0					

Non-Div. I Games:

Arkansas

Average RPI Win: 217		WON-LOST RECORD	WINNING PCT. RANK		LAST 10 GAMES		STRENGTH OF SCHEDULE		OPP. STRENGTH OF SCHEDULE		TEAM RPI	ADJ RPI	CONF. RPI	ADJ CONF. RPI	
Average RPI Loss: 92															
DIV. I ONLY		28- 4	.875	6	9- 1		229		237		65	.56378	64	18	18
DIV. I NON-CONF.		13- 1	.92857	11	0- 0		289		290		103	.54114	104	20	21
TOTALS		RPI 1-25		RPI 26-50		W-L RECORDS		RPI 51-100		RPI 101-150		RPI 150+			
28- 4		0- 0		0- 0		OVERALL		3- 3		3- 1		22- 0			
11- 1		0- 0		0- 0		HOME		1- 1		2- 0		8- 0			
8- 2		0- 0		0- 0		AWAY		1- 2		1- 0		6- 0			
9- 1		0- 0		0- 0		NEUTRAL		1- 0		0- 1		8- 0			
13- 1		0- 0		0- 0		NON-CONFERENCE		1- 0		2- 1		10- 0			
4- 0		0- 0		0- 0		HOME		0- 0		2- 0		2- 0			
2- 0		0- 0		0- 0		AWAY		1- 0		0- 0		1- 0			
7- 1		0- 0		0- 0		NEUTRAL		0- 0		0- 1		7- 0			
15- 3		0- 0		0- 0		CONFERENCE		2- 3		1- 0		12- 0			
7- 1		0- 0		0- 0		HOME		1- 1		0- 0		6- 0			
6- 2		0- 0		0- 0		AWAY		0- 2		1- 0		5- 0			
2- 0		0- 0		0- 0		NEUTRAL		1- 0		0- 0		1- 0			
RPI S	Opponent	Score		RPI S	Opponent	Score		RPI S	Opponent	Score		RPI S	Opponent	Score	
								65 A	Furman	0	3	109 H	Arkansas St.	3	2
								65 N	Furman	3	0	110 N	Georgia	1	3
								69 A	Georgia Tech	3	1	133 A	Ga. Southern	3	1
								71 H	Col. of Charleston	3	0	139 H	Alabama	3	2
								97 A	Appalachian St.	1	3	164 H	Troy	3	0
								97 H	Appalachian St.	2	3	177 A	Elon	3	0
												177 H	Elon	3	1
												196 A	Davidson	3	0
												196 N	Davidson	3	1
												205 H	UNC Asheville	3	0
												222 A	Western Caro.	3	0
												222 H	Western Caro.	3	1
												240 A	UNC Greensboro	3	2
												240 H	UNC Greensboro	3	0
												264 N	Mercer	3	0
												268 N	Louisiana Tech	3	0
												271 N	Hampton	3	0
												272 H	Wofford	3	0
												279 A	Chattanooga	3	1
												279 H	Chattanooga	3	0
												282 H	Citadel	3	0
												284 N	Alabama A&M	3	0
												294 N	Stetson	3	0
												311 N	Southeastern La.	3	1
												313 A	Bethune-Cookman	3	0
												327 N	Savannah St.	3	0
				LAST 10 GAMES											
								65 N	Furman	3	0	177 A	Elon	3	0
								196 N	Davidson	3	1	272 H	Wofford	3	0
								97 H	Appalachian St.	2	3	279 A	Chattanooga	3	1
								222 H	Western Caro.	3	1	133 A	Ga. Southern	3	1
								240 A	UNC Greensboro	3	2	196 A	Davidson	3	0

Non-Div. I Games:

Samford



Average RPI Win:	208	WON-LOST RECORD	WINNING PCT. RANK	LAST 10 GAMES	STRENGTH OF SCHEDULE	OPP. STRENGTH OF SCHEDULE	TEAM RPI	ADJ RPI	CONF. RPI	ADJ CONF. RPI	
DIV. I ONLY		21- 9	.7 61	8- 2	110	177	69	.56296 65	18	18	
DIV. I NON-CONF.		7- 5	.58333 130	0- 0	114	98	113	.53949 106	20	21	
<hr/>											
TOTALS	RPI 1-25	RPI 26-50		W-L RECORDS	RPI 51-100		RPI 101-150		RPI 150+		
21- 9	0- 1	0- 1		OVERALL	3- 6		1- 1		17- 0		
8- 0	0- 0	0- 0		HOME	2- 0		1- 0		5- 0		
8- 5	0- 0	0- 1		AWAY	0- 3		0- 1		8- 0		
5- 4	0- 1	0- 0		NEUTRAL	1- 3		0- 0		4- 0		
<hr/>											
7- 5	0- 1	0- 1		NON-CONFERENCE	1- 3		0- 0		6- 0		
0- 0	0- 0	0- 0		HOME	0- 0		0- 0		0- 0		
3- 2	0- 0	0- 1		AWAY	0- 1		0- 0		3- 0		
4- 3	0- 1	0- 0		NEUTRAL	1- 2		0- 0		3- 0		
<hr/>											
14- 4	0- 0	0- 0		CONFERENCE	2- 3		1- 1		11- 0		
8- 0	0- 0	0- 0		HOME	2- 0		1- 0		5- 0		
5- 3	0- 0	0- 0		AWAY	0- 2		0- 1		5- 0		
1- 1	0- 0	0- 0		NEUTRAL	0- 1		0- 0		1- 0		
<hr/>											
RPI S	Opponent	Score	RPI S	Opponent	Score	RPI S	Opponent	Score	RPI S	Opponent	Score
9 N	Southern California	0 3	41 A	Duke	1 3	53 N	Wisconsin	3 1	133 A	Ga. Southern	0 3
						55 A	Clemson	0 3	133 H	Ga. Southern	3 1
						64 H	Samford	3 0	152 A	Fla. Gulf Coast	3 1
						64 N	Samford	0 3	158 A	Charlotte	3 0
						69 N	Georgia Tech	1 3	177 H	Elon	3 0
						71 A	Col. of Charleston	0 3	196 A	Davidson	3 1
						71 H	Col. of Charleston	3 1	196 H	Davidson	3 0
						84 N	UCF	0 3	222 A	Western Caro.	3 1
						97 A	Appalachian St.	0 3	222 N	Western Caro.	3 0
									237 A	Presbyterian	3 0
									240 H	UNC Greensboro	3 0
									251 N	Campbell	3 0
									272 A	Wofford	3 0
									272 H	Wofford	3 0
									279 A	Chattanooga	3 0
									282 A	Citadel	3 0
									282 H	Citadel	3 1
									295 N	Morgan St.	3 0
									305 N	Charleston So.	3 1
<hr/>											
			LAST 10 GAMES								
			64 N	Samford	0 3	282 A	Citadel	3 0			
			222 N	Western Caro.	3 0	272 A	Wofford	3 0			
			196 H	Davidson	3 0	279 A	Chattanooga	3 0			
			133 H	Ga. Southern	3 1	177 H	Elon	3 0			
			71 A	Col. of Charleston	0 3	240 H	UNC Greensboro	3 0			

Non-Div. I Games:

Furman

Average RPI Win:	144	WON-LOST RECORD	WINNING PCT. RANK	LAST 10 GAMES	STRENGTH OF SCHEDULE	OPP. STRENGTH OF SCHEDULE	TEAM RPI	ADJ RPI	CONF. RPI	ADJ CONF. RPI				
DIV. I ONLY		17- 13	.56667	129	6- 4	43	50	60	.56293	66	5	5		
DIV. I NON-CONF.		7- 4	.63636	96	0- 0	38	69	49	.59484	49	5	5		
<hr/>														
TOTALS	RPI 1-25	RPI 26-50		W-L RECORDS		RPI 51-100		RPI 101-150		RPI 150+				
17- 13	0- 7	1- 3		OVERALL		4- 1		4- 0		8- 2				
15- 4	0- 3	1- 1		HOME		4- 0		3- 0		7- 0				
2- 7	0- 3	0- 2		AWAY		0- 0		1- 0		1- 2				
0- 2	0- 1	0- 0		NEUTRAL		0- 1		0- 0		0- 0				
7- 4	0- 3	0- 0		NON-CONFERENCE		2- 1		2- 0		3- 0				
7- 1	0- 1	0- 0		HOME		2- 0		2- 0		3- 0				
0- 1	0- 1	0- 0		AWAY		0- 0		0- 0		0- 0				
0- 2	0- 1	0- 0		NEUTRAL		0- 1		0- 0		0- 0				
10- 9	0- 4	1- 3		CONFERENCE		2- 0		2- 0		5- 2				
8- 3	0- 2	1- 1		HOME		2- 0		1- 0		4- 0				
2- 6	0- 2	0- 2		AWAY		0- 0		1- 0		1- 2				
0- 0	0- 0	0- 0		NEUTRAL		0- 0		0- 0		0- 0				
<hr/>														
RPI S	Opponent	Score	RPI S	Opponent	Score	RPI S	Opponent	Score	RPI S	Opponent	Score			
8 A	Florida St.	0 <span>3</span>	33 A	North Carolina	0 <span>3</span>	55 H	Clemson	3 2	108 A	North Carolina St.	3 2			
8 H	Florida St.	0 <span>3</span>	33 H	North Carolina	3 1	57 N	Ohio	2 <span>3</span>	108 H	North Carolina St.	3 2			
12 A	Kentucky	0 <span>3</span>	41 A	Duke	1 <span>3</span>	69 H	Georgia Tech	3 2	111 H	Cleveland St.	3 0			
13 H	Tennessee	1 <span>3</span>	41 H	Duke	2 <span>3</span>	94 H	American	3 0	137 H	Indiana	3 1			
21 N	Western Ky.	0 <span>3</span>				95 H	Seton Hall	3 0	169 A	Maryland	3 2			
24 A	Miami (FL)	0 <span>3</span>							169 H	Maryland	3 0			
24 H	Miami (FL)	0 <span>3</span>							173 A	Wake Forest	2 <span>3</span>			
									173 H	Wake Forest	3 2			
									174 H	Virginia	3 1			
									185 H	Connecticut	3 1			
									198 A	Boston College	0 <span>3</span>			
									198 H	Boston College	3 0			
									279 H	Chattanooga	3 1			
									291 H	High Point	3 1			
<hr/>														
LAST 10 GAMES														
108 H North Carolina St.						3	2	173 A Wake Forest					2	<span>3</span>
33 H North Carolina						3	1	24 A Miami (FL)					0	<span>3</span>
198 H Boston College						3	0	8 A Florida St.					0	<span>3</span>
169 H Maryland						3	0	55 H Clemson					3	2
41 A Duke						1	<span>3</span>	69 H Georgia Tech					3	2

Non-Div. I Games:

Virginia Tech

Average RPI Win:	152	WON-LOST RECORD		WINNING PCT. RANK		LAST 10 GAMES		STRENGTH OF SCHEDULE		OPP. STRENGTH OF SCHEDULE		TEAM RPI		ADJ RPI		CONF. RPI		ADJ CONF. RPI				
Average RPI Loss:	78																					
DIV. I ONLY		18- 11		.62069	97	4- 6		87		84		72		.56065	67	12		12				
DIV. I NON-CONF.		7- 3		.7	69	0- 0		14		39		25		.64028	25	10		10				
<hr/>																						
TOTALS		RPI 1-25		RPI 26-50		W-L RECORDS		RPI 51-100		RPI 101-150		RPI 150+										
18- 11		1- 4		0- 1		OVERALL		5- 1		2- 3		10- 2										
10- 3		0- 1		0- 0		HOME		4- 0		1- 1		5- 1										
5- 7		0- 3		0- 0		AWAY		1- 1		0- 2		4- 1										
3- 1		1- 0		0- 1		NEUTRAL		0- 0		1- 0		1- 0										
7- 3		1- 2		0- 1		NON-CONFERENCE		2- 0		1- 0		3- 0										
4- 0		0- 0		0- 0		HOME		2- 0		0- 0		2- 0										
0- 2		0- 2		0- 0		AWAY		0- 0		0- 0		0- 0										
3- 1		1- 0		0- 1		NEUTRAL		0- 0		1- 0		1- 0										
11- 8		0- 2		0- 0		CONFERENCE		3- 1		1- 3		7- 2										
6- 3		0- 1		0- 0		HOME		2- 0		1- 1		3- 1										
5- 5		0- 1		0- 0		AWAY		1- 1		0- 2		4- 1										
0- 0		0- 0		0- 0		NEUTRAL		0- 0		0- 0		0- 0										
RPI	S	Opponent		Score		RPI	S	Opponent		Score		RPI	S	Opponent		Score						
1	A	Illinois		1	3	37	N	Dayton		0	3	60	A	Rice		3	0	105	A	UTEP	2	3
12	A	Kentucky		1	3							79	H	Xavier		3	0	105	H	UTEP	3	1
13	N	Tennessee		3	2							81	H	UAB		3	1	113	A	SMU	2	3
22	A	Tulsa		0	3							84	A	UCF		2	3	113	H	SMU	1	3
22	H	Tulsa		0	3							84	H	UCF		3	1	132	N	Loyola Marymount	3	0
												85	H	Lipscomb		3	0	153	A	Memphis	3	1
																		154	A	Southern Miss.	1	3
																		154	H	Southern Miss.	3	2
																		180	N	West Virginia	3	1
																		187	H	Central Ark.	3	1
																		194	H	Marshall	3	2
																		194	H	Marshall	2	3
																		221	A	Tulane	3	2
																		221	H	Tulane	3	1
																		238	H	Lamar	3	0
																		275	A	East Carolina	3	1
																		275	A	East Carolina	3	0
<hr/>																						
LAST 10 GAMES																						
154 A Southern Miss.						1	3	194 H Marshall						2	3							
221 A Tulane						3	2	105 A UTEP						2	3							
22 H Tulsa						0	3	84 A UCF						2	3							
113 H SMU						1	3	153 A Memphis						3	1							
194 H Marshall						3	2	81 H UAB						3	1							

Non-Div. I Games:

Houston

Average RPI Win:	165	WON-LOST RECORD	WINNING PCT. RANK	LAST 10 GAMES	STRENGTH OF SCHEDULE	OPP. STRENGTH OF SCHEDULE	TEAM RPI	ADJ RPI	CONF. RPI	ADJ CONF. RPI		
DIV. I ONLY		21- 11	.65625	79	5- 5	111	90	75	.55944	68	7	7
DIV. I NON-CONF.		12- 3	.8	40	0- 0	230	151	95	.54544	95	8	8
<hr/>												
TOTALS	RPI 1-25	RPI 26-50		W-L RECORDS		RPI 51-100		RPI 101-150		RPI 150+		
21- 11	1- 1	2- 3		OVERALL		2- 5		6- 1		10- 1		
6- 3	0- 1	1- 1		HOME		1- 1		2- 0		2- 0		
8- 6	1- 0	1- 1		AWAY		0- 3		4- 1		2- 1		
7- 2	0- 0	0- 1		NEUTRAL		1- 1		0- 0		6- 0		
<hr/>												
12- 3	0- 0	0- 0		NON-CONFERENCE		1- 3		3- 0		8- 0		
1- 0	0- 0	0- 0		HOME		0- 0		1- 0		0- 0		
4- 2	0- 0	0- 0		AWAY		0- 2		2- 0		2- 0		
7- 1	0- 0	0- 0		NEUTRAL		1- 1		0- 0		6- 0		
<hr/>												
9- 8	1- 1	2- 3		CONFERENCE		1- 2		3- 1		2- 1		
5- 3	0- 1	1- 1		HOME		1- 1		1- 0		2- 0		
4- 4	1- 0	1- 1		AWAY		0- 1		2- 1		0- 1		
0- 1	0- 0	0- 1		NEUTRAL		0- 0		0- 0		0- 0		
<hr/>												
RPI S	Opponent	Score	RPI S	Opponent	Score	RPI S	Opponent	Score	RPI S	Opponent	Score	
17 A	Northern Ill.	3 1	35 A	Western Mich.	1 3	54 A	Notre Dame	1 3	127 A	Toledo	2 3	
17 H	Northern Ill.	1 3	35 H	Western Mich.	1 3	57 H	Ohio	0 3	127 H	Toledo	3 0	
			36 A	Ball St.	3 1	59 N	BYU	1 3	129 H	Oakland	3 0	
			36 H	Ball St.	3 1	75 A	IPFW	2 3	130 A	IUPUI	3 1	
			36 N	Ball St.	1 3	78 A	Central Mich.	2 3	135 A	Utah	3 2	
						78 H	Central Mich.	3 1	136 A	Bowling Green	3 0	
						100 N	Idaho	3 0	141 A	Miami (OH)	3 0	
									178 N	Butler	3 2	
									192 N	UC Riverside	3 0	
									194 N	Marshall	3 0	
									213 H	Buffalo	3 0	
									214 A	Kent St.	2 3	
									225 A	Robert Morris	3 0	
									230 H	Akron	3 0	
									280 N	Tex.-Pan American	3 0	
									294 N	Stetson	3 0	
									295 N	Morgan St.	3 0	
									300 A	Youngstown St.	3 1	
<hr/>												
LAST 10 GAMES												
36 N Ball St.						1	3	35 H Western Mich.		1	3	
127 A Toledo						2	3	17 H Northern Ill.		1	3	
36 A Ball St.						3	1	230 H Akron		3	0	
214 A Kent St.						2	3	213 H Buffalo		3	0	
78 H Central Mich.						3	1	136 A Bowling Green		3	0	

**Non-Div. I Games:**

Eastern Mich.

Average RPI Win:		146	WON-LOST RECORD		WINNING PCT. RANK		LAST 10 GAMES		STRENGTH OF SCHEDULE		OPP. STRENGTH OF SCHEDULE		TEAM RPI	ADJ RPI		CONF. RPI	ADJ CONF. RPI						
DIV. I ONLY			15- 15		.5		155		4- 6		47		52		90	.55924		69	5	5			
DIV. I NON-CONF.			7- 4		.63636		96		0- 1		43		70		54	.59682		48	5	5			
TOTALS		RPI 1-25		RPI 26-50				W-L RECORDS		RPI 51-100				RPI 101-150				RPI 150+					
15- 15		1- 3		2- 5				OVERALL		1- 5				2- 2				9- 0					
8- 6		0- 2		2- 2				HOME		0- 1				1- 1				5- 0					
5- 8		1- 1		0- 3				AWAY		0- 3				0- 1				4- 0					
2- 1		0- 0		0- 0				NEUTRAL		1- 1				1- 0				0- 0					
7- 4		0- 0		2- 1				NON-CONFERENCE		1- 3				2- 0				2- 0					
5- 1		0- 0		2- 0				HOME		0- 1				1- 0				2- 0					
0- 2		0- 0		0- 1				AWAY		0- 1				0- 0				0- 0					
2- 1		0- 0		0- 0				NEUTRAL		1- 1				1- 0				0- 0					
8- 11		1- 3		0- 4				CONFERENCE		0- 2				0- 2				7- 0					
3- 5		0- 2		0- 2				HOME		0- 0				0- 1				3- 0					
5- 6		1- 1		0- 2				AWAY		0- 2				0- 1				4- 0					
0- 0		0- 0		0- 0				NEUTRAL		0- 0				0- 0				0- 0					
RPI	S	Opponent		Score		RPI	S	Opponent		Score		RPI	S	Opponent		Score		RPI	S	Opponent		Score	
8	A	Florida St.		0	3	27	H	Kansas St.		3	1	55	A	Clemson		0	3	107	N	Houston Baptist		3	0
8	H	Florida St.		1	3	33	A	North Carolina		1	3	60	A	Rice		2	3	108	A	North Carolina St.		0	3
24	A	Miami (FL)		3	1	33	H	North Carolina		0	3	64	H	Samford		1	3	108	H	North Carolina St.		2	3
24	H	Miami (FL)		2	3	38	H	Louisville		3	2	65	N	Furman		3	1	110	H	Georgia		3	0
						41	A	Duke		0	3	66	A	Virginia Tech		2	3	169	A	Maryland		3	1
						41	H	Duke		1	3	76	N	UTSA		1	3	169	H	Maryland		3	1
						48	A	Middle Tenn.		1	3							173	A	Wake Forest		3	1
																		173	H	Wake Forest		3	0
																		174	A	Virginia		3	1
																		198	A	Boston College		3	1
																		198	H	Boston College		3	0
																		264	H	Mercer		3	0
																		298	H	Tennessee Tech		3	0
LAST 10 GAMES																							
						8	H	Florida St.		1	3	198	A	Boston College		3	1						
						24	H	Miami (FL)		2	3	41	H	Duke		1	3						
						108	A	North Carolina St.		0	3	173	H	Wake Forest		3	0						
						33	A	North Carolina		1	3	48	A	Middle Tenn.		1	3						
						169	A	Maryland		3	1	174	A	Virginia		3	1						

Non-Div. I Games:

Georgia Tech

Average RPI Win:		201	WON-LOST RECORD		WINNING PCT. RANK		LAST 10 GAMES		STRENGTH OF SCHEDULE		OPP. STRENGTH OF SCHEDULE		TEAM RPI		ADJ RPI		CONF. RPI		ADJ CONF. RPI	
Average RPI Loss:		101																		
DIV. I ONLY			27- 7		.79412 27		9- 1		179		179		64		.55849 70		20		20	
DIV. I NON-CONF.			8- 6		.57143 136		0- 1		146		164		134		.51065 140		18		18	
TOTALS		RPI 1-25		RPI 26-50		W-L RECORDS		RPI 51-100		RPI 101-150		RPI 150+								
27- 7		0- 0		0- 1		OVERALL		2- 2		2- 3		23- 1								
10- 4		0- 0		0- 1		HOME		0- 2		1- 1		9- 0								
10- 2		0- 0		0- 0		AWAY		1- 0		1- 1		8- 1								
7- 1		0- 0		0- 0		NEUTRAL		1- 0		0- 1		6- 0								
8- 6		0- 0		0- 1		NON-CONFERENCE		0- 1		0- 3		8- 1								
2- 3		0- 0		0- 1		HOME		0- 1		0- 1		2- 0								
1- 2		0- 0		0- 0		AWAY		0- 0		0- 1		1- 1								
5- 1		0- 0		0- 0		NEUTRAL		0- 0		0- 1		5- 0								
19- 1		0- 0		0- 0		CONFERENCE		2- 1		2- 0		15- 0								
8- 1		0- 0		0- 0		HOME		0- 1		1- 0		7- 0								
9- 0		0- 0		0- 0		AWAY		1- 0		1- 0		7- 0								
2- 0		0- 0		0- 0		NEUTRAL		1- 0		0- 0		1- 0								
RPI	S	Opponent	Score	RPI	S	Opponent	Score	RPI	S	Opponent	Score	RPI	S	Opponent	Score					
				45	H	Baylor	2 3	62	H	New Mexico St.	1 3	106	N	Syracuse	0 3					
								76	A	UTSA	3 1	107	H	Houston Baptist	2 3					
								76	H	UTSA	0 3	131	A	Sam Houston St.	3 0					
								76	N	UTSA	3 1	131	H	Sam Houston St.	3 1					
												139	A	Alabama	2 3					
												159	A	Stephen F. Austin	3 0					
												159	H	Stephen F. Austin	3 0					
												162	A	North Texas	3 0					
												172	A	Utah St.	2 3					
												176	N	Kennesaw St.	3 0					
												180	H	West Virginia	3 0					
												187	A	Central Ark.	3 2					
												187	H	Central Ark.	3 1					
												188	N	Idaho St.	3 0					
												200	A	Texas-Arlington	3 0					
												200	H	Texas-Arlington	3 1					
												215	N	Jackson St.	3 0					
												217	A	A&M-Corpus Christi	3 0					
												217	H	A&M-Corpus Christi	3 0					
												226	H	La.-Lafayette	3 1					
												234	A	Nicholls St.	3 1					
				LAST 10 GAMES								238	H	Lamar	3 1					
				76	N	UTSA	3 1	311	A	Southeastern La.	3 0	242	A	Northwestern St.	3 1					
				187	A	Central Ark.	3 2	234	A	Nicholls St.	3 1	242	H	Northwestern St.	3 0					
				242	N	Northwestern St.	3 1	45	H	Baylor	2 3	242	N	Northwestern St.	3 1					
				217	A	A&M-Corpus Christi	3 0	131	H	Sam Houston St.	3 1	258	N	Austin Peay	3 1					
				76	A	UTSA	3 1	159	H	Stephen F. Austin	3 0	265	H	McNeese St.	3 1					

**Non-Div. I Games:**

Texas St.

RPI	S	Opponent	Score	
310	N	Alabama St.	3	1
311	A	Southeastern La.	3	0

Texas St.

T  
e  
x  
a  
s  
S  
t  
.

T  
e  
x  
a  
s  
S  
t  
.





Average RPI Win: 163		WON-LOST	WINNING	LAST 10	STRENGTH OF	OPP. STRENGTH	TEAM	ADJ	CONF.	ADJ CONF.			
Average RPI Loss: 35		RECORD	PCT. RANK	GAMES	SCHEDULE	OF SCHEDULE	RPI	RPI	RPI	RPI			
DIV. I ONLY		18- 11	.62069	97	5- 5	101	65	76	.55728	72	4	4	
DIV. I NON-CONF.		7- 3	.7	69	0- 0	166	213	106	.54036	105	4	4	
<hr/>													
TOTALS		RPI 1-25		RPI 26-50		W-L RECORDS		RPI 51-100		RPI 101-150		RPI 150+	
18- 11		0- 8		0- 0		OVERALL		1- 2		11- 1		6- 0	
8- 5		0- 4		0- 0		HOME		0- 0		5- 1		3- 0	
7- 5		0- 4		0- 0		AWAY		1- 1		6- 0		0- 0	
3- 1		0- 0		0- 0		NEUTRAL		0- 1		0- 0		3- 0	
7- 3		0- 2		0- 0		NON-CONFERENCE		1- 1		0- 0		6- 0	
3- 1		0- 1		0- 0		HOME		0- 0		0- 0		3- 0	
1- 1		0- 1		0- 0		AWAY		1- 0		0- 0		0- 0	
3- 1		0- 0		0- 0		NEUTRAL		0- 1		0- 0		3- 0	
11- 8		0- 6		0- 0		CONFERENCE		0- 1		11- 1		0- 0	
5- 4		0- 3		0- 0		HOME		0- 0		5- 1		0- 0	
6- 4		0- 3		0- 0		AWAY		0- 1		6- 0		0- 0	
0- 0		0- 0		0- 0		NEUTRAL		0- 0		0- 0		0- 0	
RPI	S	Opponent		Score	RPI	S	Opponent		Score	RPI	S	Opponent	Score
12	A	Kentucky		0 3						62	A	New Mexico St.	3 1
12	H	Kentucky		0 3						63	A	Arkansas	0 3
13	A	Tennessee		0 3						79	N	Xavier	2 3
13	H	Tennessee		1 3									
20	A	Florida		0 3									
20	H	Florida		1 3									
21	A	Western Ky.		1 3									
24	H	Miami (FL)		2 3									
<hr/>													
LAST 10 GAMES													
13 A Tennessee					0	3	126 A Auburn					3	1
12 A Kentucky					0	3	128 A Mississippi St.					3	2
115 H South Carolina					3	2	63 A Arkansas					0	3
20 H Florida					1	3	104 H Ole Miss					2	3
110 A Georgia					3	2	139 H Alabama					3	0

Non-Div. I Games:

LSU

Average RPI Win:		163	WON-LOST RECORD		WINNING PCT. RANK		LAST 10 GAMES		STRENGTH OF SCHEDULE		OPP. STRENGTH OF SCHEDULE		TEAM RPI		ADJ RPI		CONF. RPI		ADJ CONF. RPI		
DIV. I ONLY			20- 12		.625 93		9- 1		66		128		66		.55727 73		16		15		
DIV. I NON-CONF.			7- 9		.4375 202		0- 0		65		64		131		.51791 132		16		16		
TOTALS		RPI 1-25		RPI 26-50		W-L RECORDS		RPI 51-100		RPI 101-150		RPI 150+									
20- 12		0- 4		0- 0		OVERALL		4- 2		6- 3		10- 3									
10- 5		0- 3		0- 0		HOME		1- 0		3- 1		6- 1									
8- 4		0- 0		0- 0		AWAY		2- 1		3- 1		3- 2									
2- 3		0- 1		0- 0		NEUTRAL		1- 1		0- 1		1- 0									
7- 9		0- 4		0- 0		NON-CONFERENCE		2- 2		1- 1		4- 2									
2- 4		0- 3		0- 0		HOME		0- 0		0- 0		2- 1									
3- 2		0- 0		0- 0		AWAY		1- 1		1- 0		1- 1									
2- 3		0- 1		0- 0		NEUTRAL		1- 1		0- 1		1- 0									
13- 3		0- 0		0- 0		CONFERENCE		2- 0		5- 2		6- 1									
8- 1		0- 0		0- 0		HOME		1- 0		3- 1		4- 0									
5- 2		0- 0		0- 0		AWAY		1- 0		2- 1		2- 1									
0- 0		0- 0		0- 0		NEUTRAL		0- 0		0- 0		0- 0									
RPI	S	Opponent		Score		RPI	S	Opponent		Score		RPI	S	Opponent		Score					
6	H	UNI		0	3					60	A	Rice	3	2	103	A	James Madison	3	2		
8	H	Florida St.		0	3					74	A	Northeastern	3	0	103	H	James Madison	3	1		
16	N	Stanford		0	3					74	H	Northeastern	3	0	103	H	James Madison	3	2		
25	H	Oregon		0	3					77	N	Sacred Heart	3	1	116	N	New Mexico	1	3		
										90	N	Yale	1	3	122	A	Towson	0	3		
										98	A	Villanova	1	3	122	H	Towson	0	3		
															125	A	Pittsburgh	3	2		
															142	A	VCU	3	1		
															142	H	VCU	3	2		
															167	H	UC Irvine	2	3		
															169	A	Maryland	1	3		
															182	A	Hofstra	0	3		
															182	H	Hofstra	3	1		
															193	H	Georgia St.	3	1		
															210	A	Penn	3	0		
															214	N	Kent St.	3	0		
															220	A	George Mason	3	0		
															220	H	George Mason	3	1		
															231	H	UNC Wilmington	3	0		
															239	A	William & Mary	3	0		
															245	H	Temple	3	0		
															312	H	Delaware St.	3	0		
						LAST 10 GAMES															
						142	H	VCU	3	2	182	H	Hofstra	3	1						
						103	H	James Madison	3	2	122	H	Towson	0	3						
						220	A	George Mason	3	0	231	H	UNC Wilmington	3	0						
						103	A	James Madison	3	2	193	H	Georgia St.	3	1						
						74	H	Northeastern	3	0	142	A	VCU	3	1						

Non-Div. I Games:

Delaware

## Northeastern

Through Games Of November 20, 2011

Average RPI Win:	207	WON-LOST	WINNING	LAST 10	STRENGTH OF	OPP. STRENGTH	TEAM	ADJ	CONF.	ADJ CONF.	
Average RPI Loss:	90	RECORD	PCT. RANK	GAMES	SCHEDULE	OF SCHEDULE	RPI	RPI	RPI	RPI	
DIV. I ONLY	21- 6	.77778	29	8- 2	184	175	71	.55663	74	16	15
DIV. I NON-CONF.	10- 2	.83333	29	0- 0	214	212	81	.55532	82	16	16
<hr/>											
TOTALS	RPI 1-25	RPI 26-50		W-L RECORDS		RPI 51-100		RPI 101-150		RPI 150+	
21- 6	0- 0	0- 2		OVERALL		0- 2		4- 1		17- 1	
8- 1	0- 0	0- 0		HOME		0- 1		2- 0		6- 0	
7- 3	0- 0	0- 1		AWAY		0- 1		2- 0		5- 1	
6- 2	0- 0	0- 1		NEUTRAL		0- 0		0- 1		6- 0	
<hr/>											
10- 2	0- 0	0- 2		NON-CONFERENCE		0- 0		0- 0		10- 0	
2- 0	0- 0	0- 0		HOME		0- 0		0- 0		2- 0	
2- 1	0- 0	0- 1		AWAY		0- 0		0- 0		2- 0	
6- 1	0- 0	0- 1		NEUTRAL		0- 0		0- 0		6- 0	
<hr/>											
11- 4	0- 0	0- 0		CONFERENCE		0- 2		4- 1		7- 1	
6- 1	0- 0	0- 0		HOME		0- 1		2- 0		4- 0	
5- 2	0- 0	0- 0		AWAY		0- 1		2- 0		3- 1	
0- 1	0- 0	0- 0		NEUTRAL		0- 0		0- 1		0- 0	
<hr/>											
RPI	S	Opponent	Score	RPI	S	Opponent	Score	RPI	S	Opponent	Score
26	A	San Diego	0 3	73	A	Delaware	0 3	103	A	James Madison	3 2
42	N	Missouri St.	0 3	73	H	Delaware	0 3	122	A	Towson	3 2
								122	H	Towson	3 0
								142	H	VCU	3 2
								142	N	VCU	2 3
								182	A	Hofstra	2 3
								182	H	Hofstra	3 0
								186	H	Central Conn. St.	3 1
								190	A	Harvard	3 1
								192	N	UC Riverside	3 2
								193	A	Georgia St.	3 2
								193	H	Georgia St.	3 0
								213	N	Buffalo	3 0
								220	A	George Mason	3 0
								231	A	UNC Wilmington	3 1
								231	H	UNC Wilmington	3 1
								236	H	New Hampshire	3 0
								239	H	William & Mary	3 0
								247	N	Fairleigh Dickinson	3 0
								248	A	St. John's (NY)	3 0
								267	N	Brown	3 0
								278	N	Holy Cross	3 0
								309	N	Navy	3 0
<hr/>											
LAST 10 GAMES											
142	N	VCU	2 3	142	H	VCU	3 2				
231	A	UNC Wilmington	3 1	239	H	William & Mary	3 0				
193	A	Georgia St.	3 2	182	H	Hofstra	3 0				
73	A	Delaware	0 3	103	A	James Madison	3 2				
122	A	Towson	3 2	220	A	George Mason	3 0				

Non-Div. I Games:

Northeastern

■ Loss, 
 ■ Non-Conf, 
 S Site, 
 H Home, 
 A Away, 
 N Neutral

Average RPI Win: 174		WON-LOST RECORD	WINNING PCT. RANK		LAST 10 GAMES		STRENGTH OF SCHEDULE		OPP. STRENGTH OF SCHEDULE		TEAM RPI	ADJ RPI		CONF. RPI	ADJ CONF. RPI	
Average RPI Loss: 108																
DIV. I ONLY		21- 9	.7	61	7- 3		135		137		74	.55577	75	14	14	
DIV. I NON-CONF.		7- 4	.63636	96	0- 0		140		137		112	.53686	112	14	14	
<hr/>																
TOTALS		RPI 1-25		RPI 26-50		W-L RECORDS		RPI 51-100		RPI 101-150		RPI 150+				
21- 9		0- 0		1- 3		OVERALL		3- 2		4- 2		13- 2				
9- 1		0- 0		1- 0		HOME		2- 0		1- 1		5- 0				
9- 5		0- 0		0- 2		AWAY		0- 1		3- 0		6- 2				
3- 3		0- 0		0- 1		NEUTRAL		1- 1		0- 1		2- 0				
7- 4		0- 0		0- 2		NON-CONFERENCE		2- 0		1- 1		4- 1				
1- 0		0- 0		0- 0		HOME		1- 0		0- 0		0- 0				
3- 2		0- 0		0- 1		AWAY		0- 0		1- 0		2- 1				
3- 2		0- 0		0- 1		NEUTRAL		1- 0		0- 1		2- 0				
14- 5		0- 0		1- 1		CONFERENCE		1- 2		3- 1		9- 1				
8- 1		0- 0		1- 0		HOME		1- 0		1- 1		5- 0				
6- 3		0- 0		0- 1		AWAY		0- 1		2- 0		4- 1				
0- 1		0- 0		0- 0		NEUTRAL		0- 1		0- 0		0- 0				
RPI S	Opponent	Score		RPI S	Opponent	Score		RPI S	Opponent	Score		RPI S	Opponent	Score		
				36 A	Ball St.	1	3	68 H	Eastern Mich.	3	2	111 A	Cleveland St.	3	1	
				40 A	North Dakota St.	1	3	82 N	Wyoming	3	0	129 A	Oakland	3	0	
				40 H	North Dakota St.	3	1	88 A	Oral Roberts	2	3	129 H	Oakland	1	3	
				50 N	Milwaukee	1	3	88 H	Oral Roberts	3	1	130 A	IUPUI	3	2	
								88 N	Oral Roberts	2	3	130 H	IUPUI	3	1	
												134 N	Duquesne	0	3	
												168 A	South Dakota St.	3	2	
												168 H	South Dakota St.	3	0	
												175 A	South Dakota	3	1	
												175 H	South Dakota	3	0	
												191 A	Drake	2	3	
												212 A	UMKC	2	3	
												212 H	UMKC	3	1	
												214 A	Kent St.	3	0	
												219 A	Southern Utah	3	1	
												219 H	Southern Utah	3	1	
												253 N	DePaul	3	2	
												254 A	Wright St.	3	0	
												257 A	Western Ill.	3	2	
												257 H	Western Ill.	3	0	
												299 N	Loyola Chicago	3	0	
<hr/>																
LAST 10 GAMES																
				88 N	Oral Roberts	2	3	88 H	Oral Roberts	3	1					
				130 H	IUPUI	3	1	219 H	Southern Utah	3	1					
				257 H	Western Ill.	3	0	168 A	South Dakota St.	3	2					
				175 A	South Dakota	3	1	40 A	North Dakota St.	1	3					
				212 A	UMKC	2	3	129 A	Oakland	3	0					

Non-Div. I Games:

IPFW

Average RPI Win: 187		WON-LOST RECORD		WINNING PCT. RANK		LAST 10 GAMES		STRENGTH OF SCHEDULE		OPP. STRENGTH OF SCHEDULE		TEAM RPI		ADJ RPI		CONF. RPI		ADJ CONF. RPI	
Average RPI Loss: 70		22- 11		.66667 72		7- 3		130		124		82		.55559 76		20		20	
DIV. I ONLY		6- 8		.42857 207		0- 0		106		28		148		.51155 138		18		18	
DIV. I NON-CONF.																			
TOTALS		RPI 1-25		RPI 26-50		W-L RECORDS		RPI 51-100		RPI 101-150		RPI 150+							
22- 11		0- 2		0- 1		OVERALL		2- 5		4- 3		16- 0							
9- 1		0- 0		0- 0		HOME		0- 1		1- 0		8- 0							
8- 5		0- 2		0- 0		AWAY		1- 1		1- 2		6- 0							
5- 5		0- 0		0- 1		NEUTRAL		1- 3		2- 1		2- 0							
6- 8		0- 2		0- 1		NON-CONFERENCE		1- 3		2- 2		3- 0							
2- 0		0- 0		0- 0		HOME		0- 0		0- 0		2- 0							
1- 4		0- 2		0- 0		AWAY		0- 1		1- 1		0- 0							
3- 4		0- 0		0- 1		NEUTRAL		1- 2		1- 1		1- 0							
16- 3		0- 0		0- 0		CONFERENCE		1- 2		2- 1		13- 0							
7- 1		0- 0		0- 0		HOME		0- 1		1- 0		6- 0							
7- 1		0- 0		0- 0		AWAY		1- 0		0- 1		6- 0							
2- 1		0- 0		0- 0		NEUTRAL		0- 1		1- 0		1- 0							
RPI	S	Opponent		Score		RPI	S	Opponent		Score		RPI	S	Opponent		Score			
4	A	Texas		1	3	32	N	Missouri		2	3	60	A	Rice		0	3		
19	A	Texas A&M		0	3							61	N	Creighton		2	3		
												69	N	Georgia Tech		3	1		
												70	A	Texas St.		3	0		
												70	H	Texas St.		1	3		
												70	N	Texas St.		1	3		
												96	N	UC Davis		0	3		
												107	A	Houston Baptist		2	3		
												113	N	SMU		3	1		
												123	N	Santa Clara		2	3		
												131	A	Sam Houston St.		2	3		
												131	H	Sam Houston St.		3	0		
												131	N	Sam Houston St.		3	0		
												150	A	Denver		3	1		
												159	A	Stephen F. Austin		3	1		
												159	H	Stephen F. Austin		3	0		
												159	N	Stephen F. Austin		3	0		
												180	H	West Virginia		3	0		
												187	A	Central Ark.		3	0		
												191	N	Drake		3	0		
												200	A	Texas-Arlington		3	0		
												200	H	Texas-Arlington		3	1		
												217	A	A&M-Corpus Christi		3	0		
												217	H	A&M-Corpus Christi		3	0		
												234	H	Nicholls St.		3	0		
												238	H	Lamar		3	0		
												242	A	Northwestern St.		3	0		
												265	A	McNeese St.		3	0		
												297	H	Prairie View		3	0		
												311	H	Southeastern La.		3	0		
				LAST 10 GAMES															
						70	N	Texas St.		1	3	159	A	Stephen F. Austin		3	1		
						131	N	Sam Houston St.		3	0	131	A	Sam Houston St.		2	3		
						159	N	Stephen F. Austin		3	0	187	A	Central Ark.		3	0		
						200	H	Texas-Arlington		3	1	242	A	Northwestern St.		3	0		
						70	H	Texas St.		1	3	238	H	Lamar		3	0		

Non-Div. I Games:

UTSA

[illegible]

**Non-Div. I Games:**

Sacred Heart

Sacred Heart





Average RPI Win: 171		WON-LOST RECORD	WINNING PCT. RANK		LAST 10 GAMES		STRENGTH OF SCHEDULE		OPP. STRENGTH OF SCHEDULE		TEAM RPI	ADJ RPI	CONF. RPI	ADJ CONF. RPI					
Average RPI Loss: 82																			
DIV. I ONLY		20- 11	.64516	84	6- 4		116		108		83	.55366	79	17	17				
DIV. I NON-CONF.		8- 6	.57143	136	0- 1		112		32		99	.54484	96	17	17				
TOTALS		RPI 1-25	RPI 26-50		W-L RECORDS		RPI 51-100		RPI 101-150		RPI 150+								
20- 11		1- 3	1- 2		OVERALL		4- 2		3- 2		11- 2								
8- 0		0- 0	1- 0		HOME		1- 0		2- 0		4- 0								
4- 10		0- 3	0- 2		AWAY		0- 2		0- 1		4- 2								
8- 1		1- 0	0- 0		NEUTRAL		3- 0		1- 1		3- 0								
8- 6		1- 3	0- 0		NON-CONFERENCE		2- 1		1- 1		4- 1								
1- 0		0- 0	0- 0		HOME		0- 0		0- 0		1- 0								
0- 5		0- 3	0- 0		AWAY		0- 1		0- 0		0- 1								
7- 1		1- 0	0- 0		NEUTRAL		2- 0		1- 1		3- 0								
12- 5		0- 0	1- 2		CONFERENCE		2- 1		2- 1		7- 1								
7- 0		0- 0	1- 0		HOME		1- 0		2- 0		3- 0								
4- 5		0- 0	0- 2		AWAY		0- 1		0- 1		4- 1								
1- 0		0- 0	0- 0		NEUTRAL		1- 0		0- 0		0- 0								
RPI	S	Opponent		Score		RPI	S	Opponent		Score		RPI	S	Opponent		Score			
18	A	Cincinnati		1	3	37	A	Dayton		1	3	67	A	Houston		0	3		
19	N	Texas A&M		3	2	37	A	Dayton		1	3	72	N	LSU		3	2		
21	A	Western Ky.		1	3	37	H	Dayton		3	2	80	A	Saint Louis		1	3		
23	A	Michigan		1	3							80	H	Saint Louis		3	1		
												80	N	Saint Louis		3	1		
												85	N	Lipscomb		3	0		
														118		A	George Washington	2	3
														118		H	George Washington	3	0
														127		N	Toledo	2	3
														134		H	Duquesne	3	0
														142		N	VCU	3	0
														158		A	Charlotte	3	0
														169		A	Maryland	0	3
														173		N	Wake Forest	3	1
														187		N	Central Ark.	3	0
														206		A	Rhode Island	1	3
														206		H	Rhode Island	3	0
														245		A	Temple	3	0
														245		H	Temple	3	0
														254		H	Wright St.	3	0
														273		A	Fordham	3	0
														304		N	Quinnipiac	3	0
														308		A	La Salle	3	0
														308		H	La Salle	3	0
						LAST 10 GAMES													
						37	A	Dayton		1	3	37	H	Dayton		3	2		
						80	N	Saint Louis		3	1	206	H	Rhode Island		3	0		
						245	A	Temple		3	0	118	H	George Washington		3	0		
						80	A	Saint Louis		1	3	18	A	Cincinnati		1	3		
						308	A	La Salle		3	0	206	A	Rhode Island		1	3		













Non-Div. I Games:

Xavier

Average RPI Win:		171	WON-LOST RECORD		WINNING PCT. RANK		LAST 10 GAMES		STRENGTH OF SCHEDULE		OPP. STRENGTH OF SCHEDULE		TEAM RPI		ADJ RPI		CONF. RPI		ADJ CONF. RPI			
Average RPI Loss:		68																				
DIV. I ONLY			15- 12		.55556 136		6- 4		61		105		85		.55345 80		17		17			
DIV. I NON-CONF.			4- 6		.4 223		0- 0		15		13		67		.57317 66		17		17			
TOTALS		RPI 1-25		RPI 26-50		W-L RECORDS		RPI 51-100		RPI 101-150		RPI 150+										
15- 12		0- 3		1- 4		OVERALL		1- 3		5- 1		8- 1										
6- 2		0- 0		0- 1		HOME		1- 0		2- 0		3- 1										
6- 5		0- 1		0- 2		AWAY		0- 1		2- 1		4- 0										
3- 5		0- 2		1- 1		NEUTRAL		0- 2		1- 0		1- 0										
4- 6		0- 3		1- 2		NON-CONFERENCE		0- 1		3- 0		0- 0										
1- 0		0- 0		0- 0		HOME		0- 0		1- 0		0- 0										
1- 2		0- 1		0- 1		AWAY		0- 0		1- 0		0- 0										
2- 4		0- 2		1- 1		NEUTRAL		0- 1		1- 0		0- 0										
11- 6		0- 0		0- 2		CONFERENCE		1- 2		2- 1		8- 1										
5- 2		0- 0		0- 1		HOME		1- 0		1- 0		3- 1										
5- 3		0- 0		0- 1		AWAY		0- 1		1- 1		4- 0										
1- 1		0- 0		0- 0		NEUTRAL		0- 1		0- 0		1- 0										
RPI	S	Opponent		Score		RPI	S	Opponent		Score		RPI	S	Opponent		Score						
6	A	UNI		0	3	33	A	North Carolina		0	3	78	N	Central Mich.		0	3	109	H	Arkansas St.	3	1
10	N	Minnesota		0	3	37	A	Dayton		1	3	79	A	Xavier		1	3	118	A	George Washington	2	3
22	N	Tulsa		1	3	37	H	Dayton		0	3	79	H	Xavier		3	1	118	H	George Washington	3	0
						39	N	Marquette		3	1	79	N	Xavier		1	3	134	A	Duquesne	3	0
						47	N	Kansas		0	3							141	N	Miami (OH)	3	2
																		145	A	Iowa	3	2
																		158	A	Charlotte	3	0
																		158	H	Charlotte	3	1
																		206	A	Rhode Island	3	2
																		206	N	Rhode Island	3	2
																		245	A	Temple	3	0
																		245	H	Temple	3	0
																		273	A	Fordham	3	1
																		273	H	Fordham	2	3
																		308	H	La Salle	3	0
LAST 10 GAMES																						
						79	N	Xavier		1	3	118	A	George Washington		2	3					
						206	N	Rhode Island		3	2	245	A	Temple		3	0					
						37	H	Dayton		0	3	273	H	Fordham		2	3					
						79	H	Xavier		3	1	134	A	Duquesne		3	0					
						158	A	Charlotte		3	0	308	H	La Salle		3	0					

Non-Div. I Games:

Saint Louis

Average RPI Win: 173		WON-LOST	WINNING	LAST 10	STRENGTH OF		OPP. STRENGTH	TEAM	ADJ		CONF.	ADJ CONF.
Average RPI Loss: 96		RECORD	PCT. RANK	GAMES	SCHEDULE		OF SCHEDULE	RPI	RPI		RPI	RPI
DIV. I ONLY		23- 8	.74194	44	6- 4		194	109	79		.55227	81
DIV. I NON-CONF.		10- 2	.83333	29	0- 0		198	142	68		.56334	70
TOTALS		RPI 1-25	RPI 26-50		W-L RECORDS		RPI 51-100		RPI 101-150		RPI 150+	
23- 8		0- 2	0- 0		OVERALL		4- 1		3- 3		16- 2	
6- 3		0- 1	0- 0		HOME		1- 0		2- 1		3- 1	
10- 3		0- 1	0- 0		AWAY		3- 1		0- 1		7- 0	
7- 2		0- 0	0- 0		NEUTRAL		0- 0		1- 1		6- 1	
10- 2		0- 0	0- 0		NON-CONFERENCE		1- 0		1- 1		8- 1	
0- 0		0- 0	0- 0		HOME		0- 0		0- 0		0- 0	
3- 0		0- 0	0- 0		AWAY		1- 0		0- 0		2- 0	
7- 2		0- 0	0- 0		NEUTRAL		0- 0		1- 1		6- 1	
13- 6		0- 2	0- 0		CONFERENCE		3- 1		2- 2		8- 1	
6- 3		0- 1	0- 0		HOME		1- 0		2- 1		3- 1	
7- 3		0- 1	0- 0		AWAY		2- 1		0- 1		5- 0	
0- 0		0- 0	0- 0		NEUTRAL		0- 0		0- 0		0- 0	
RPI S	Opponent	Score	RPI S	Opponent	Score	RPI S	Opponent	Score	RPI S	Opponent	Score	
22 A	Tulsa	1 				60 H	Rice	3 1	105 H	UTEP	3 1	
22 H	Tulsa	0 				61 A	Creighton	3 1	105 H	UTEP	3 0	
						67 A	Houston	1 	109 N	Arkansas St.	3 2	
						84 A	UCF	3 1	113 A	SMU	0 	
						84 A	UCF	3 2	113 H	SMU	0 	
									121 N	Illinois St.	2 	
									153 A	Memphis	3 0	
									154 A	Southern Miss.	3 1	
									154 H	Southern Miss.	0 	
									159 N	Stephen F. Austin	2 	
									164 N	Troy	3 0	
									176 A	Kennesaw St.	3 0	
									191 N	Drake	3 0	
									194 A	Marshall	3 1	
									194 H	Marshall	3 1	
									203 A	UT Martin	3 1	
									205 N	UNC Asheville	3 0	
									221 A	Tulane	3 2	
									221 H	Tulane	3 0	
									230 N	Akron	3 0	
									252 N	Eastern Ky.	3 0	
									265 N	McNeese St.	3 1	
									275 A	East Carolina	3 0	
									275 H	East Carolina	3 0	
			LAST 10 GAMES									
			194 A	Marshall	3 1	105 H	UTEP	3 0				
			275 A	East Carolina	3 0	22 A	Tulsa	1 				
			221 H	Tulane	3 0	113 A	SMU	0 				
			154 H	Southern Miss.	0 	60 H	Rice	3 1				
			105 H	UTEP	3 1	67 A	Houston	1 				

Non-Div. I Games:

UAB

Average RPI Win: 162		WON-LOST	WINNING	LAST 10	STRENGTH OF		OPP. STRENGTH	TEAM	ADJ	CONF.	ADJ CONF.
Average RPI Loss: 95		RECORD	PCT. RANK	GAMES	SCHEDULE		OF SCHEDULE	RPI	RPI	RPI	RPI
DIV. I ONLY		20- 11	.64516	84	6- 3		94	122	73	.55174	82
DIV. I NON-CONF.		10- 5	.66667	81	0- 0		145	146	100	.53919	107
TOTALS		RPI 1-25	RPI 26-50		W-L RECORDS		RPI 51-100		RPI 101-150		RPI 150+
20- 11	0- 0	1- 3		OVERALL		2- 4		7- 1		10- 3	
10- 4	0- 0	1- 0		HOME		1- 1		3- 1		5- 2	
6- 4	0- 0	0- 1		AWAY		1- 2		3- 0		2- 1	
4- 3	0- 0	0- 2		NEUTRAL		0- 1		1- 0		3- 0	
10- 5	0- 0	0- 1		NON-CONFERENCE		0- 2		2- 1		8- 1	
5- 2	0- 0	0- 0		HOME		0- 0		1- 1		4- 1	
2- 1	0- 0	0- 0		AWAY		0- 1		1- 0		1- 0	
3- 2	0- 0	0- 1		NEUTRAL		0- 1		0- 0		3- 0	
10- 6	0- 0	1- 2		CONFERENCE		2- 2		5- 0		2- 2	
5- 2	0- 0	1- 0		HOME		1- 1		2- 0		1- 1	
4- 3	0- 0	0- 1		AWAY		1- 1		2- 0		1- 1	
1- 1	0- 0	0- 1		NEUTRAL		0- 0		1- 0		0- 0	
RPI S	Opponent	Score	RPI S	Opponent	Score	RPI S	Opponent	Score	RPI S	Opponent	Score
			31 A	Colorado St.	0 3	58 A	TCU	3 2	116 A	New Mexico	3 2
			31 H	Colorado St.	3 2	58 H	TCU	2 3	116 H	New Mexico	3 0
			31 N	Colorado St.	0 3	71 A	Col. of Charleston	1 3	116 N	New Mexico	3 1
			50 N	Milwaukee	1 3	75 N	IPFW	0 3	117 H	Oregon St.	2 3
						99 A	San Diego St.	0 3	119 A	Northern Colo.	3 1
						99 H	San Diego St.	3 2	121 H	Illinois St.	3 0
									140 A	UNLV	3 2
									140 H	UNLV	3 1
									160 A	Boise St.	1 3
									160 H	Boise St.	2 3
									175 H	South Dakota	3 0
									188 H	Idaho St.	1 3
									191 A	Drake	3 0
									193 H	Georgia St.	3 0
									199 H	Gonzaga	3 0
									216 N	North Florida	3 1
									217 N	A&M-Corpus Christi	3 0
									231 N	UNC Wilmington	3 0
									253 H	DePaul	3 0
									255 A	Air Force	3 0
									255 H	Air Force	3 0
LAST 10 GAMES											
			31 N	Colorado St.	0 3	99 H	San Diego St.	3 2			
			116 N	New Mexico	3 1	140 H	UNLV	3 1			
			58 A	TCU	3 2	160 A	Boise St.	1 3			
			116 A	New Mexico	3 2	255 A	Air Force	3 0			
			31 A	Colorado St.	0 3	116 H	New Mexico	3 0			

Non-Div. I Games: Colo. Christian 3 0

Wyoming

Average RPI Win: 229		WON-LOST	WINNING	LAST 10	STRENGTH OF		OPP. STRENGTH	TEAM	ADJ	CONF.	ADJ CONF.									
Average RPI Loss: 67		RECORD	PCT. RANK	GAMES	SCHEDULE		OF SCHEDULE	RPI	RPI	RPI	RPI									
DIV. I ONLY		21- 8	.72414	50	10- 0		150	167	77	.55002	83	25	25							
DIV. I NON-CONF.		8- 7	.53333	160	2- 0		99	29	116	.53314	118	26	26							
-----																				
TOTALS		RPI 1-25		RPI 26-50		W-L RECORDS		RPI 51-100		RPI 101-150		RPI 150+								
21- 8		0- 4		0- 2		OVERALL		1- 0		0- 0		20- 2								
10- 0		0- 0		0- 0		HOME		1- 0		0- 0		9- 0								
7- 5		0- 1		0- 2		AWAY		0- 0		0- 0		7- 2								
4- 3		0- 3		0- 0		NEUTRAL		0- 0		0- 0		4- 0								
8- 7		0- 4		0- 2		NON-CONFERENCE		1- 0		0- 0		7- 1								
2- 0		0- 0		0- 0		HOME		1- 0		0- 0		1- 0								
2- 4		0- 1		0- 2		AWAY		0- 0		0- 0		2- 1								
4- 3		0- 3		0- 0		NEUTRAL		0- 0		0- 0		4- 0								
13- 1		0- 0		0- 0		CONFERENCE		0- 0		0- 0		13- 1								
8- 0		0- 0		0- 0		HOME		0- 0		0- 0		8- 0								
5- 1		0- 0		0- 0		AWAY		0- 0		0- 0		5- 1								
0- 0		0- 0		0- 0		NEUTRAL		0- 0		0- 0		0- 0								
RPI	S	Opponent		Score		RPI	S	Opponent		Score		RPI	S	Opponent		Score				
3	N	Nebraska		0	3	31	A	Colorado St.		0	3	90	H	Yale		3	0			
8	A	Florida St.		0	3	49	A	Ohio St.		1	3					169	N	Maryland	3	0
12	N	Kentucky		1	3											171	A	Colorado	1	3
22	N	Tulsa		0	3											171	N	Colorado	3	0
																202	A	Colgate	3	0
																207	A	UMBC	3	2
																207	H	UMBC	3	0
																207	H	UMBC	3	0
																224	A	Stony Brook	3	0
																224	H	Stony Brook	3	0
																224	H	Stony Brook	3	0
																230	N	Akron	3	1
																236	A	New Hampshire	0	3
																236	H	New Hampshire	3	2
																243	H	Siena	3	0
																243	N	Siena	3	1
																250	A	Binghamton	3	1
																250	H	Binghamton	3	0
																270	A	Hartford	3	0
																270	H	Hartford	3	0
																273	A	Fordham	3	0
																306	A	Providence	3	1
																306	H	Providence	3	0
						LAST 10 GAMES														
						224	H	Stony Brook		3	0	243	H	Siena		3	0			
						207	H	UMBC		3	0	224	H	Stony Brook		3	0			
						270	H	Hartford		3	0	207	H	UMBC		3	0			
						236	H	New Hampshire		3	2	250	H	Binghamton		3	0			
						306	A	Providence		3	1	202	A	Colgate		3	0			

Non-Div. I Games:

Albany (NY)

UCF				Through Games Of November 20, 2011										
Average RPI Win:		155	WON-LOST RECORD	WINNING PCT. RANK	LAST 10 GAMES	STRENGTH OF SCHEDULE	OPP. STRENGTH OF SCHEDULE	TEAM RPI	ADJ RPI	CONF. RPI	ADJ CONF. RPI			
Average RPI Loss:		95												
DIV. I ONLY			19- 11	.63333	90	7- 3	106	101	84	.54805	84	12	12	
DIV. I NON-CONF.			8- 3	.72727	62	0- 0	83	102	60	.58421	61	10	10	
<hr/>														
TOTALS		RPI 1-25		RPI 26-50		W-L RECORDS		RPI 51-100		RPI 101-150		RPI 150+		
19- 11		1- 2		0- 1		OVERALL		4- 4		4- 0		10- 4		
12- 6		0- 1		0- 1		HOME		2- 3		3- 0		7- 1		
5- 5		0- 1		0- 0		AWAY		1- 1		1- 0		3- 3		
2- 0		1- 0		0- 0		NEUTRAL		1- 0		0- 0		0- 0		
<hr/>														
8- 3		1- 0		0- 1		NON-CONFERENCE		1- 1		1- 0		5- 1		
5- 3		0- 0		0- 1		HOME		0- 1		1- 0		4- 1		
1- 0		0- 0		0- 0		AWAY		0- 0		0- 0		1- 0		
2- 0		1- 0		0- 0		NEUTRAL		1- 0		0- 0		0- 0		
<hr/>														
11- 8		0- 2		0- 0		CONFERENCE		3- 3		3- 0		5- 3		
7- 3		0- 1		0- 0		HOME		2- 2		2- 0		3- 0		
4- 5		0- 1		0- 0		AWAY		1- 1		1- 0		2- 3		
0- 0		0- 0		0- 0		NEUTRAL		0- 0		0- 0		0- 0		
<hr/>														
RPI	S	Opponent	Score		RPI	S	Opponent	Score		RPI	S	Opponent	Score	
9	N	Southern California	3	0	29	H	Michigan St.	0	3	60	A	Rice	3	1
22	A	Tulsa	0	3						105	H	UTEP	3	0
22	H	Tulsa	1	3						60	H	Rice	3	1
										65	N	Furman	3	0
										67	A	Houston	1	3
										67	H	Houston	3	2
										81	H	UAB	1	3
										81	H	UAB	2	3
										92	H	FIU	2	3

Non-Div. I Games:

UCF

Average RPI Win: 199		WON-LOST RECORD		WINNING PCT. RANK		LAST 10 GAMES		STRENGTH OF SCHEDULE		OPP. STRENGTH OF SCHEDULE		TEAM RPI		ADJ RPI		CONF. RPI		ADJ CONF. RPI	
DIV. I ONLY		20- 9		.68966 67		7- 3		114		200		80		.54777 85		23		23	
DIV. I NON-CONF.		7- 7		.5 164		1- 1		85		134		130		.51805 131		24		23	
TOTALS		RPI 1-25		RPI 26-50		W-L RECORDS		RPI 51-100		RPI 101-150		RPI 150+							
20- 9		0- 1		1- 0		OVERALL		0- 3		2- 2		17- 3							
11- 2		0- 1		1- 0		HOME		0- 0		1- 1		9- 0							
7- 5		0- 0		0- 0		AWAY		0- 2		1- 1		6- 2							
2- 2		0- 0		0- 0		NEUTRAL		0- 1		0- 0		2- 1							
7- 7		0- 1		1- 0		NON-CONFERENCE		0- 3		0- 1		6- 2							
4- 2		0- 1		1- 0		HOME		0- 0		0- 1		3- 0							
1- 3		0- 0		0- 0		AWAY		0- 2		0- 0		1- 1							
2- 2		0- 0		0- 0		NEUTRAL		0- 1		0- 0		2- 1							
13- 2		0- 0		0- 0		CONFERENCE		0- 0		2- 1		11- 1							
7- 0		0- 0		0- 0		HOME		0- 0		1- 0		6- 0							
6- 2		0- 0		0- 0		AWAY		0- 0		1- 1		5- 1							
0- 0		0- 0		0- 0		NEUTRAL		0- 0		0- 0		0- 0							
RPI	S	Opponent		Score		RPI	S	Opponent		Score		RPI	S	Opponent		Score			
21	H	Western Ky.		0	3	38	H	Louisville		3	1	54	A	Notre Dame		0	3		
												67	A	Houston		0	3		
												79	N	Xavier		0	3		
												109	H	Arkansas St.		1	3		
												120	A	Belmont		3	0		
												120	A	Belmont		1	3		
												120	H	Belmont		3	2		
												152	H	Fla. Gulf Coast		3	0		
												152	H	Fla. Gulf Coast		3	1		
												158	H	Charlotte		3	0		
												166	N	Valparaiso		3	1		
												176	A	Kennesaw St.		3	0		
												176	H	Kennesaw St.		3	0		
												181	A	Evansville		3	1		
												184	A	Tennessee St.		2	3		
												187	N	Central Ark.		2	3		
												197	A	East Tenn. St.		2	3		
												197	H	East Tenn. St.		3	0		
												208	N	Portland		3	2		
												216	A	North Florida		3	0		
												244	A	Jacksonville		3	0		
												258	H	Austin Peay		3	0		
												264	A	Mercer		3	0		
												285	A	S.C. Upstate		3	0		
												285	H	S.C. Upstate		3	0		
												294	H	Stetson		3	0		
												298	H	Tennessee Tech		3	1		
LAST 10 GAMES						LAST 10 GAMES						LAST 10 GAMES							
						120	A	Belmont		3	0	184	A	Tennessee St.		2	3		
						152	H	Fla. Gulf Coast		3	0	120	A	Belmont		1	3		
						285	A	S.C. Upstate		3	0	152	H	Fla. Gulf Coast		3	1		
						197	A	East Tenn. St.		2	3	294	H	Stetson		3	0		
						176	H	Kennesaw St.		3	0	38	H	Louisville		3	1		

Non-Div. I Games:

Lipscomb

Average RPI Win:		240	WON-LOST RECORD		WINNING PCT. RANK		LAST 10 GAMES		STRENGTH OF SCHEDULE		OPP. STRENGTH OF SCHEDULE		TEAM RPI	ADJ RPI		CONF. RPI	ADJ CONF. RPI				
DIV. I ONLY			26- 6		.8125 23		9- 1		244		210		89	.54697 86		26	27				
DIV. I NON-CONF.			5- 5		.5 164		0- 0		154		36		143	.51207 136		25	25				
TOTALS		RPI 1-25		RPI 26-50		W-L RECORDS		RPI 51-100		RPI 101-150		RPI 150+									
26- 6		0- 2		0- 1		OVERALL		1- 0		0- 2		25- 1									
14- 4		0- 2		0- 1		HOME		1- 0		0- 0		13- 1									
10- 1		0- 0		0- 0		AWAY		0- 0		0- 1		10- 0									
2- 1		0- 0		0- 0		NEUTRAL		0- 0		0- 1		2- 0									
5- 5		0- 2		0- 1		NON-CONFERENCE		1- 0		0- 2		4- 0									
3- 3		0- 2		0- 1		HOME		1- 0		0- 0		2- 0									
0- 1		0- 0		0- 0		AWAY		0- 0		0- 1		0- 0									
2- 1		0- 0		0- 0		NEUTRAL		0- 0		0- 1		2- 0									
21- 1		0- 0		0- 0		CONFERENCE		0- 0		0- 0		21- 1									
11- 1		0- 0		0- 0		HOME		0- 0		0- 0		11- 1									
10- 0		0- 0		0- 0		AWAY		0- 0		0- 0		10- 0									
0- 0		0- 0		0- 0		NEUTRAL		0- 0		0- 0		0- 0									
RPI	S	Opponent		Score		RPI	S	Opponent		Score		RPI	S	Opponent		Score					
23	H	Michigan		0	3	35	H	Western Mich.		2	3	97	H	Appalachian St.		3	1				
23	H	Michigan		1	3							101	A	Texas Tech		1	3				
												140	N	UNLV		2	3				
												184	A	Tennessee St.		3	2				
												184	H	Tennessee St.		3	0				
												187	N	Central Ark.		3	0				
												194	H	Marshall		3	0				
												203	A	UT Martin		3	1				
												203	H	UT Martin		3	0				
												203	H	UT Martin		3	0				
												220	H	George Mason		3	0				
												242	N	Northwestern St.		3	0				
												252	A	Eastern Ky.		3	1				
												252	H	Eastern Ky.		3	0				
												258	A	Austin Peay		3	1				
												258	H	Austin Peay		3	1				
												262	A	Southeast Mo. St.		3	1				
												262	H	Southeast Mo. St.		3	0				
												262	H	Southeast Mo. St.		3	2				
												263	A	Jacksonville St.		3	1				
												263	H	Jacksonville St.		3	0				
												274	A	Eastern Ill.		3	0				
						LAST 10 GAMES						274	H	Eastern Ill.		0	3				
						203 H UT Martin						3	0	276 A SIU Edwardsville						3	0
						262 H Southeast Mo. St.						3	0	276 H SIU Edwardsville						3	0
						298 A Tennessee Tech						3	0	287 A Murray St.						3	0
						263 A Jacksonville St.						3	1	287 H Murray St.						3	0
						287 H Murray St.						3	0	298 A Tennessee Tech						3	0
						262 H Southeast Mo. St.						3	0	276 A Eastern Ky.						3	1
						276 H SIU Edwardsville						3	0	274 H Eastern Ill.						0	3
						274 H Eastern Ill.						0	3	258 A Austin Peay						3	1

**Non-Div. I Games:**

Morehead St.



Morehead St.

Average RPI Win:		154	WON-LOST RECORD		WINNING PCT. RANK		LAST 10 GAMES		STRENGTH OF SCHEDULE		OPP. STRENGTH OF SCHEDULE		TEAM RPI		ADJ RPI		CONF. RPI		ADJ CONF. RPI	
DIV. I ONLY			17- 12		.58621 117		5- 5		103		88		92		.54559 87		9		8	
DIV. I NON-CONF.			9- 4		.69231 76		0- 0		61		82		57		.58672 59		7		7	
TOTALS		RPI 1-25		RPI 26-50		W-L RECORDS		RPI 51-100		RPI 101-150		RPI 150+								
17- 12		0- 2		0- 3		OVERALL		2- 4		7- 2		8- 1								
10- 5		0- 0		0- 2		HOME		1- 2		6- 0		3- 1								
4- 6		0- 1		0- 1		AWAY		0- 2		1- 2		3- 0								
3- 1		0- 1		0- 0		NEUTRAL		1- 0		0- 0		2- 0								
9- 4		0- 2		0- 1		NON-CONFERENCE		2- 0		3- 0		4- 1								
5- 2		0- 0		0- 1		HOME		1- 0		3- 0		1- 1								
1- 1		0- 1		0- 0		AWAY		0- 0		0- 0		1- 0								
3- 1		0- 1		0- 0		NEUTRAL		1- 0		0- 0		2- 0								
8- 8		0- 0		0- 2		CONFERENCE		0- 4		4- 2		4- 0								
5- 3		0- 0		0- 1		HOME		0- 2		3- 0		2- 0								
3- 5		0- 0		0- 1		AWAY		0- 2		1- 2		2- 0								
0- 0		0- 0		0- 0		NEUTRAL		0- 0		0- 0		0- 0								
RPI	S	Opponent		Score		RPI	S	Opponent		Score		RPI	S	Opponent		Score				
7	A	Hawaii		1	3	41	H	Duke		1	3	56	A	UC Santa Barbara		1	3			
18	N	Cincinnati		0	3	44	A	Long Beach St.		1	3	56	H	UC Santa Barbara		2	3			
						44	H	Long Beach St.		0	3	60	N	Rice		3	2			
												93	H	Army		3	0			
												96	A	UC Davis		0	3			
												96	H	UC Davis		0	3			
														112 A Cal St. Northridge		0	3			
														112 H Cal St. Northridge		3	1			
														114 A Cal Poly		0	3			
														114 H Cal Poly		3	0			
														128 H Mississippi St.		3	0			
														132 H Loyola Marymount		3	0			
														134 H Duquesne		3	0			
														146 A Cal St. Fullerton		3	0			
														146 H Cal St. Fullerton		3	2			
														160 N Boise St.		3	2			
														167 A UC Irvine		3	0			
														167 H UC Irvine		3	2			
														170 H San Jose St.		1	3			
														172 N Utah St.		3	0			
														192 A UC Riverside		3	0			
														192 H UC Riverside		3	0			
														219 A Southern Utah		3	0			
														281 H CSU Bakersfield		3	0			
LAST 10 GAMES																				
96 A UC Davis						0	3	56 H UC Santa Barbara						2	3					
146 H Cal St. Fullerton						3	2	114 H Cal Poly						3	0					
44 H Long Beach St.						0	3	167 A UC Irvine						3	0					
112 A Cal St. Northridge						0	3	44 A Long Beach St.						1	3					
192 A UC Riverside						3	0	146 A Cal St. Fullerton						3	0					

**Non-Div. I Games:**

Pacific

Average RPI Win:	178	WON-LOST	WINNING	LAST 10	STRENGTH OF	OPP. STRENGTH	TEAM	ADJ	CONF.	ADJ CONF.	
Average RPI Loss:	103	RECORD	PCT. RANK	GAMES	SCHEDULE	OF SCHEDULE	RPI	RPI	RPI	RPI	
DIV. I ONLY	20- 10	.66667	72	4- 6	121	131	81	.54505	88	14	14
DIV. I NON-CONF.	7- 3	.7	69	0- 0	170	143	96	.5443	97	14	14
<hr/>											
TOTALS	RPI 1-25	RPI 26-50		W-L RECORDS		RPI 51-100		RPI 101-150		RPI 150+	
20- 10	0- 0	1- 4		OVERALL		3- 1		4- 2		12- 3	
6- 3	0- 0	0- 1		HOME		1- 0		2- 0		3- 2	
9- 4	0- 0	1- 1		AWAY		1- 1		1- 1		6- 1	
5- 3	0- 0	0- 2		NEUTRAL		1- 0		1- 1		3- 0	
7- 3	0- 0	0- 2		NON-CONFERENCE		1- 0		1- 1		5- 0	
0- 0	0- 0	0- 0		HOME		0- 0		0- 0		0- 0	
3- 1	0- 0	0- 1		AWAY		1- 0		0- 0		2- 0	
4- 2	0- 0	0- 1		NEUTRAL		0- 0		1- 1		3- 0	
13- 7	0- 0	1- 2		CONFERENCE		2- 1		3- 1		7- 3	
6- 3	0- 0	0- 1		HOME		1- 0		2- 0		3- 2	
6- 3	0- 0	1- 0		AWAY		0- 1		1- 1		4- 1	
1- 1	0- 0	0- 1		NEUTRAL		1- 0		0- 0		0- 0	
<hr/>											
RPI	S	Opponent	Score	RPI	S	Opponent	Score	RPI	S	Opponent	Score
				28	A	Oklahoma	0 3	63	A	Arkansas	3 2
				40	A	North Dakota St.	3 2	75	A	IPFW	1 3
				40	H	North Dakota St.	0 3	75	H	IPFW	3 2
				40	N	North Dakota St.	0 3	75	N	IPFW	3 2
				42	N	Missouri St.	1 3				

Non-Div. I Games:

Oral Roberts

Average RPI Win:	154	WON-LOST RECORD	WINNING PCT. RANK	LAST 10 GAMES	STRENGTH OF SCHEDULE	OPP. STRENGTH OF SCHEDULE	TEAM RPI	ADJ RPI	CONF. RPI	ADJ CONF. RPI	
Average RPI Loss:	65										
DIV. I ONLY	16- 13	.55172	137	3- 7	78	70	91	.54464	89	6	6
DIV. I NON-CONF.	8- 5	.61538	114	0- 0	76	83	74	.5595	76	6	6
<hr/>											
TOTALS	RPI 1-25	RPI 26-50		W-L RECORDS	RPI 51-100		RPI 101-150		RPI 150+		
16- 13	0- 3	1- 4		OVERALL	1- 3		7- 2		7- 1		
9- 3	0- 1	1- 0		HOME	0- 2		3- 0		5- 0		
4- 7	0- 2	0- 1		AWAY	1- 1		2- 2		1- 1		
3- 3	0- 0	0- 3		NEUTRAL	0- 0		2- 0		1- 0		
<hr/>											
8- 5	0- 1	0- 3		NON-CONFERENCE	0- 0		4- 1		4- 0		
4- 0	0- 0	0- 0		HOME	0- 0		1- 0		3- 0		
1- 2	0- 1	0- 0		AWAY	0- 0		1- 1		0- 0		
3- 3	0- 0	0- 3		NEUTRAL	0- 0		2- 0		1- 0		
<hr/>											
8- 8	0- 2	1- 1		CONFERENCE	1- 3		3- 1		3- 1		
5- 3	0- 1	1- 0		HOME	0- 2		2- 0		2- 0		
3- 5	0- 1	0- 1		AWAY	1- 1		1- 1		1- 1		
0- 0	0- 0	0- 0		NEUTRAL	0- 0		0- 0		0- 0		
<hr/>											
RPI S	Opponent	Score	RPI S	Opponent	Score	RPI S	Opponent	Score	RPI S	Opponent	Score
7 A	Hawaii	0 3	26 A	San Diego	1 3	51 A	St. Mary's (CA)	3 1	114 H	Cal Poly	3 0
14 A	Pepperdine	1 3	26 H	San Diego	3 0	51 H	St. Mary's (CA)	1 3	123 A	Santa Clara	1 3
14 H	Pepperdine	1 3	43 N	Arizona	2 3	59 A	BYU	1 3	123 H	Santa Clara	3 1
			45 N	Baylor	0 3	59 H	BYU	1 3	131 N	Sam Houston St.	3 0
			46 N	Wichita St.	2 3				132 A	Loyola Marymount	3 1
									132 H	Loyola Marymount	3 0
									140 A	UNLV	3 0
									142 N	Fresno St.	3 0
									149 A	Washington St.	2 3
									153 H	Memphis	3 2
									163 H	Columbia	3 0
									199 A	Gonzaga	3 0
									199 H	Gonzaga	3 0
									208 A	Portland	2 3
									208 H	Portland	3 1
									246 N	Manhattan	3 0
									306 H	Providence	3 0
<hr/>											
LAST 10 GAMES											
132 A Loyola Marymount 3 1						26 A San Diego 1 3					
14 A Pepperdine 1 3						59 H BYU 1 3					
199 H Gonzaga 3 0						123 A Santa Clara 1 3					
208 H Portland 3 1						51 H St. Mary's (CA) 1 3					
59 A BYU 1 3						14 H Pepperdine 1 3					

Non-Div. I Games:

San Francisco



Average RPI Win:	148	WON-LOST RECORD	WINNING PCT. RANK	LAST 10 GAMES	STRENGTH OF SCHEDULE	OPP. STRENGTH OF SCHEDULE	TEAM RPI	ADJ RPI	CONF. RPI	ADJ CONF. RPI		
DIV. I ONLY		15- 14	.51724	147	5- 5	96	14	96	.54237	91	2	2
DIV. I NON-CONF.		9- 2	.81818	34	0- 0	267	162	110	.53589	114	1	1
<hr/>												
TOTALS	RPI 1-25	RPI 26-50		W-L RECORDS		RPI 51-100		RPI 101-150		RPI 150+		
15- 14	1- 8	1- 3		OVERALL		2- 1		6- 1		5- 1		
7- 5	1- 4	1- 1		HOME		2- 0		2- 0		1- 0		
4- 8	0- 4	0- 2		AWAY		0- 1		3- 1		1- 0		
4- 1	0- 0	0- 0		NEUTRAL		0- 0		1- 0		3- 1		
9- 2	0- 0	0- 0		NON-CONFERENCE		1- 0		3- 1		5- 1		
3- 0	0- 0	0- 0		HOME		1- 0		1- 0		1- 0		
2- 1	0- 0	0- 0		AWAY		0- 0		1- 1		1- 0		
4- 1	0- 0	0- 0		NEUTRAL		0- 0		1- 0		3- 1		
6- 12	1- 8	1- 3		CONFERENCE		1- 1		3- 0		0- 0		
4- 5	1- 4	1- 1		HOME		1- 0		1- 0		0- 0		
2- 7	0- 4	0- 2		AWAY		0- 1		2- 0		0- 0		
0- 0	0- 0	0- 0		NEUTRAL		0- 0		0- 0		0- 0		
RPI	S	Opponent	Score	RPI	S	Opponent	Score	RPI	S	Opponent	Score	
1	H	Illinois	0 3	29	A	Michigan St.	2 3	53	A	Wisconsin	0 3	
5	A	Purdue	0 3	29	H	Michigan St.	1 3	53	H	Wisconsin	3 2	
5	H	Purdue	1 3	49	A	Ohio St.	1 3	62	H	New Mexico St.	3 0	
10	A	Minnesota	1 3	49	H	Ohio St.	3 2					
10	H	Minnesota	3 0									
11	A	Penn St.	2 3									
11	H	Penn St.	0 3									
23	A	Michigan	2 3									
23	H	Michigan	2 3									

Non-Div. I Games:

Northwestern

Average RPI Win:	197	WON-LOST RECORD	WINNING PCT. RANK	LAST 10 GAMES	STRENGTH OF SCHEDULE	OPP. STRENGTH OF SCHEDULE	TEAM RPI	ADJ RPI	CONF. RPI	ADJ CONF. RPI		
Average RPI Loss:	79											
DIV. I ONLY		20- 10	.66667	72	7- 3	136	135	86	.54187	92	15	16
DIV. I NON-CONF.		9- 3	.75	56	1- 0	142	148	69	.56446	69	15	15
<hr/>												
TOTALS	RPI 1-25	RPI 26-50		W-L RECORDS		RPI 51-100		RPI 101-150		RPI 150+		
20- 10	0- 3	0- 4		OVERALL		1- 0		3- 1		16- 2		
9- 2	0- 1	0- 1		HOME		0- 0		2- 0		7- 0		
6- 6	0- 2	0- 2		AWAY		1- 0		1- 0		4- 2		
5- 2	0- 0	0- 1		NEUTRAL		0- 0		0- 1		5- 0		
<hr/>												
9- 3	0- 0	0- 2		NON-CONFERENCE		1- 0		0- 1		8- 0		
3- 0	0- 0	0- 0		HOME		0- 0		0- 0		3- 0		
1- 1	0- 0	0- 1		AWAY		1- 0		0- 0		0- 0		
5- 2	0- 0	0- 1		NEUTRAL		0- 0		0- 1		5- 0		
<hr/>												
11- 7	0- 3	0- 2		CONFERENCE		0- 0		3- 0		8- 2		
6- 2	0- 1	0- 1		HOME		0- 0		2- 0		4- 0		
5- 5	0- 2	0- 1		AWAY		0- 0		1- 0		4- 2		
0- 0	0- 0	0- 0		NEUTRAL		0- 0		0- 0		0- 0		
<hr/>												
RPI S	Opponent	Score	RPI S	Opponent	Score	RPI S	Opponent	Score	RPI S	Opponent	Score	
21 A	Western Ky.	0 3	32 N	Missouri	0 3	84 A	UCF	3 2	109 H	Arkansas St.	3 2	
21 A	Western Ky.	0 3	34 A	California	0 3				126 N	Auburn	2 3	
21 H	Western Ky.	0 3	48 A	Middle Tenn.	0 3				150 A	Denver	3 1	
			48 H	Middle Tenn.	0 3				150 H	Denver	3 1	
									152 H	Fla. Gulf Coast	3 0	
									162 A	North Texas	3 1	
									164 A	Troy	3 0	
									164 H	Troy	3 1	
									165 N	Fairfield	3 0	
									192 N	UC Riverside	3 0	
									197 N	East Tenn. St.	3 1	
									211 A	South Ala.	1 3	
									211 H	South Ala.	3 0	
									221 H	Tulane	3 2	
									226 A	La.-Lafayette	2 3	
									229 H	UALR	3 0	
									244 N	Jacksonville	3 0	
									249 H	Florida A&M	3 0	
									256 A	La.-Monroe	3 0	
									258 N	Austin Peay	3 0	
									290 A	Fla. Atlantic	3 0	
									290 H	Fla. Atlantic	3 0	
<hr/>												
			LAST 10 GAMES									
	21 A	Western Ky.	0	3			226 A	La.-Lafayette	2	3		
	150 H	Denver	3	1			256 A	La.-Monroe	3	0		
	164 A	Troy	3	0			211 H	South Ala.	3	0		
	211 A	South Ala.	1	3			164 H	Troy	3	1		
	152 H	Fla. Gulf Coast	3	0			290 H	Fla. Atlantic	3	0		

Non-Div. I Games:

FIU

**Non-Div. I Games:**

Army



Average RPI Win: 235		WON-LOST RECORD		WINNING PCT. RANK		LAST 10 GAMES		STRENGTH OF SCHEDULE		OPP. STRENGTH OF SCHEDULE		TEAM RPI		ADJ RPI		CONF. RPI		ADJ CONF. RPI	
Average RPI Loss: 76		23- 10		.69697 65		10- 0		167		225		97		.54028 94		27		26	
DIV. I ONLY		23- 10		.69697 65		10- 0		167		225		97		.54028 94		27		26	
DIV. I NON-CONF.		8- 9		.47059 184		1- 0		122		132		156		.50435 147		28		27	
TOTALS		RPI 1-25		RPI 26-50		W-L RECORDS		RPI 51-100		RPI 101-150		RPI 150+							
23- 10		0- 3		0- 1		OVERALL		3- 3		2- 2		18- 1							
12- 5		0- 2		0- 1		HOME		2- 1		0- 1		10- 0							
9- 2		0- 0		0- 0		AWAY		1- 1		0- 0		8- 1							
2- 3		0- 1		0- 0		NEUTRAL		0- 1		2- 1		0- 0							
8- 9		0- 3		0- 1		NON-CONFERENCE		0- 3		2- 2		6- 0							
3- 5		0- 2		0- 1		HOME		0- 1		0- 1		3- 0							
3- 1		0- 0		0- 0		AWAY		0- 1		0- 0		3- 0							
2- 3		0- 1		0- 0		NEUTRAL		0- 1		2- 1		0- 0							
15- 1		0- 0		0- 0		CONFERENCE		3- 0		0- 0		12- 1							
9- 0		0- 0		0- 0		HOME		2- 0		0- 0		7- 0							
6- 1		0- 0		0- 0		AWAY		1- 0		0- 0		5- 1							
0- 0		0- 0		0- 0		NEUTRAL		0- 0		0- 0		0- 0							
RPI S	Opponent	Score		RPI S	Opponent	Score		RPI S	Opponent	Score		RPI S	Opponent	Score					
13 N	Tennessee	0	3	32 H	Missouri	1	3	66 A	Virginia Tech	0	3	105 N	UTEP	1	3				
21 H	Western Ky.	0	3					93 A	Army	3	2	118 H	George Washington	1	3				
25 H	Oregon	0	3					93 H	Army	3	1	124 N	Georgetown	3	1				
								93 H	Army	3	1	147 N	Niagara	3	1				
								95 N	Seton Hall	0	3	183 A	Lehigh	0	3				
								98 H	Villanova	0	3	183 H	Lehigh	3	0				
												202 A	Colgate	3	1				
												202 H	Colgate	3	1				
												202 H	Colgate	3	1				
												220 A	George Mason	3	0				
												266 H	Cornell	3	1				
												278 A	Holy Cross	3	1				
												278 H	Holy Cross	3	0				
												289 A	Bucknell	3	0				
												289 H	Bucknell	3	0				
												292 A	Loyola Maryland	3	1				
												295 H	Morgan St.	3	2				
												303 A	Lafayette	3	0				
												303 H	Lafayette	3	1				
												307 H	Howard	3	0				
												309 A	Navy	3	0				
												309 H	Navy	75	43				
												321 A	Coppin St.	3	0				
				LAST 10 GAMES															
				93 H	Army	3	1					278 H	Holy Cross	3	0				
				202 H	Colgate	3	1					309 H	Navy	75	43				
				303 H	Lafayette	3	1					289 A	Bucknell	3	0				
				183 H	Lehigh	3	0					202 A	Colgate	3	1				
				93 H	Army	3	1					307 H	Howard	3	0				

Non-Div. I Games:

American

Average RPI Win:	171	WON-LOST RECORD	WINNING PCT. RANK	LAST 10 GAMES	STRENGTH OF SCHEDULE	OPP. STRENGTH OF SCHEDULE	TEAM RPI	ADJ RPI	CONF. RPI	ADJ CONF. RPI	
DIV. I ONLY	17- 13	.56667	129	4- 6	88	103	93	.5394	95	11	11
DIV. I NON-CONF.	9- 6	.6	120	0- 0	64	110	76	.55706	79	11	11
<hr/>											
TOTALS	RPI 1-25	RPI 26-50		W-L RECORDS	RPI 51-100		RPI 101-150		RPI 150+		
17- 13	1- 1	0- 5		OVERALL	2- 3		2- 2		12- 2		
8- 3	1- 0	0- 1		HOME	1- 1		0- 1		6- 0		
7- 7	0- 0	0- 3		AWAY	0- 2		1- 1		6- 1		
2- 3	0- 1	0- 1		NEUTRAL	1- 0		1- 0		0- 1		
<hr/>											
9- 6	0- 1	0- 2		NON-CONFERENCE	1- 2		1- 0		7- 1		
4- 1	0- 0	0- 0		HOME	0- 1		0- 0		4- 0		
3- 2	0- 0	0- 1		AWAY	0- 1		0- 0		3- 0		
2- 3	0- 1	0- 1		NEUTRAL	1- 0		1- 0		0- 1		
<hr/>											
8- 7	1- 0	0- 3		CONFERENCE	1- 1		1- 2		5- 1		
4- 2	1- 0	0- 1		HOME	1- 0		0- 1		2- 0		
4- 5	0- 0	0- 2		AWAY	0- 1		1- 1		3- 1		
0- 0	0- 0	0- 0		NEUTRAL	0- 0		0- 0		0- 0		
<hr/>											
RPI S	Opponent	Score		RPI S	Opponent	Score		RPI S	Opponent	Score	
13 N	Tennessee	0	3	33 N	North Carolina	0	3	54 A	Notre Dame	1	3
18 H	Cincinnati	3	0	35 A	Western Mich.	1	3	58 H	TCU	1	3
				38 H	Louisville	0	3	66 A	Virginia Tech	0	3
				39 A	Marquette	2	3	94 N	American	3	0
				39 A	Marquette	0	3	98 H	Villanova	3	2

Non-Div. I Games:

Seton Hall

Average RPI Win:	148	WON-LOST RECORD	WINNING PCT. RANK	LAST 10 GAMES	STRENGTH OF SCHEDULE	OPP. STRENGTH OF SCHEDULE	TEAM RPI	ADJ RPI	CONF. RPI	ADJ CONF. RPI	
DIV. I ONLY	21- 10	.67742	70	3- 7	198	77	95	.53437	96	9	8
DIV. I NON-CONF.	14- 1	.93333	10	0- 0	192	84	45	.60079	46	7	7
<hr/>											
TOTALS	RPI 1-25	RPI 26-50		W-L RECORDS	RPI 51-100		RPI 101-150		RPI 150+		
21- 10	1- 0	1- 3		OVERALL	4- 1		5- 4		10- 2		
9- 2	0- 0	0- 1		HOME	2- 0		2- 1		5- 0		
5- 7	1- 0	0- 1		AWAY	1- 1		2- 3		1- 2		
7- 1	0- 0	1- 1		NEUTRAL	1- 0		1- 0		4- 0		
14- 1	1- 0	1- 1		NON-CONFERENCE	1- 0		3- 0		8- 0		
3- 0	0- 0	0- 0		HOME	0- 0		0- 0		3- 0		
4- 0	1- 0	0- 0		AWAY	0- 0		2- 0		1- 0		
7- 1	0- 0	1- 1		NEUTRAL	1- 0		1- 0		4- 0		
7- 9	0- 0	0- 2		CONFERENCE	3- 1		2- 4		2- 2		
6- 2	0- 0	0- 1		HOME	2- 0		2- 1		2- 0		
1- 7	0- 0	0- 1		AWAY	1- 1		0- 3		0- 2		
0- 0	0- 0	0- 0		NEUTRAL	0- 0		0- 0		0- 0		
RPI S	Opponent	Score	RPI S	Opponent	Score	RPI S	Opponent	Score	RPI S	Opponent	Score
22 A	Tulsa	3 0	32 N	Missouri	3 1	56 A	UC Santa Barbara	2 3	112 A	Cal St. Northridge	0 3
			40 N	North Dakota St.	1 3	56 H	UC Santa Barbara	3 1	112 H	Cal St. Northridge	3 0
			44 A	Long Beach St.	0 3	76 N	UTSA	3 0	114 A	Cal Poly	0 3
			44 H	Long Beach St.	1 3	87 A	Pacific	3 0	114 H	Cal Poly	3 2
						87 H	Pacific	3 0	119 A	Northern Colo.	3 2
									140 N	UNLV	3 0
									146 A	Cal St. Fullerton	0 3
									146 H	Cal St. Fullerton	2 3
									150 A	Denver	3 2
									156 A	Sacramento St.	3 2
									167 A	UC Irvine	1 3
									167 H	UC Irvine	3 2
									171 N	Colorado	3 1
									182 H	Hofstra	3 1
									191 N	Drake	3 0
									192 A	UC Riverside	0 3
									192 H	UC Riverside	3 0
									200 N	Texas-Arlington	3 0
									255 H	Air Force	3 0
									286 H	Seattle	3 1
									319 N	Ark.-Pine Bluff	3 0
			LAST 10 GAMES								
			87 H	Pacific	3 0	114 H	Cal Poly	3 2			
			44 H	Long Beach St.	1 3	56 H	UC Santa Barbara	3 1			
			146 H	Cal St. Fullerton	2 3	167 A	UC Irvine	1 3			
			192 A	UC Riverside	0 3	146 A	Cal St. Fullerton	0 3			
			112 A	Cal St. Northridge	0 3	44 A	Long Beach St.	0 3			

Non-Div. I Games:

UC Davis

Average RPI Win:	180	WON-LOST RECORD	WINNING PCT. RANK	LAST 10 GAMES	STRENGTH OF SCHEDULE	OPP. STRENGTH OF SCHEDULE	TEAM RPI	ADJ RPI	CONF. RPI	ADJ CONF. RPI	
DIV. I ONLY	21- 11	.65625	79	6- 4	115	161	88	.53386	97	18	18
DIV. I NON-CONF.	8- 6	.57143	136	0- 0	123	95	125	.52347	128	20	21
<hr/>											
TOTALS	RPI 1-25	RPI 26-50		W-L RECORDS	RPI 51-100		RPI 101-150		RPI 150+		
21- 11	0- 0	0- 2		OVERALL	3- 3		5- 1		13- 5		
11- 2	0- 0	0- 0		HOME	2- 0		1- 0		8- 2		
6- 5	0- 0	0- 1		AWAY	1- 2		2- 0		3- 2		
4- 4	0- 0	0- 1		NEUTRAL	0- 1		2- 1		2- 1		
<hr/>											
8- 6	0- 0	0- 2		NON-CONFERENCE	0- 1		3- 1		5- 2		
4- 1	0- 0	0- 0		HOME	0- 0		1- 0		3- 1		
1- 2	0- 0	0- 1		AWAY	0- 1		1- 0		0- 0		
3- 3	0- 0	0- 1		NEUTRAL	0- 0		1- 1		2- 1		
<hr/>											
13- 5	0- 0	0- 0		CONFERENCE	3- 2		2- 0		8- 3		
7- 1	0- 0	0- 0		HOME	2- 0		0- 0		5- 1		
5- 3	0- 0	0- 0		AWAY	1- 1		1- 0		3- 2		
1- 1	0- 0	0- 0		NEUTRAL	0- 1		1- 0		0- 0		
<hr/>											
RPI S	Opponent	Score	RPI S	Opponent	Score	RPI S	Opponent	Score	RPI S	Opponent	Score
			35 N	Western Mich.	1 3	64 A	Samford	3 2	103 A	James Madison	3 0
			47 A	Kansas	0 3	64 H	Samford	3 1	108 H	North Carolina St.	3 1
						65 H	Furman	3 0	120 N	Belmont	3 0
						71 A	Col. of Charleston	0 3	124 N	Georgetown	0 3
						71 N	Col. of Charleston	1 3	133 A	Ga. Southern	3 1
						86 A	Morehead St.	1 3	133 N	Ga. Southern	3 2
									158 H	Charlotte	2 3
									168 N	South Dakota St.	1 3
									173 H	Wake Forest	3 0
									176 H	Kennesaw St.	3 0
									177 A	Elon	1 3
									177 H	Elon	3 0
									196 H	Davidson	2 3
									197 N	East Tenn. St.	3 1
									220 N	George Mason	3 1
									222 A	Western Caro.	1 3
									222 H	Western Caro.	3 0
									239 H	William & Mary	3 2
									240 A	UNC Greensboro	3 1
									240 H	UNC Greensboro	3 1
									272 H	Wofford	3 0
									279 A	Chattanooga	3 1
									279 H	Chattanooga	3 0
									282 A	Citadel	3 1
			LAST 10 GAMES								
			71 N	Col. of Charleston	1 3	196 H	Davidson	2 3			
			133 N	Ga. Southern	3 2	177 H	Elon	3 0			
			64 A	Samford	3 2	240 H	UNC Greensboro	3 1			
			279 A	Chattanooga	3 1	282 A	Citadel	3 1			
			222 A	Western Caro.	1 3	71 A	Col. of Charleston	0 3			

Non-Div. I Games:

Appalachian St.

Average RPI Win:	180	WON-LOST RECORD	WINNING PCT. RANK	LAST 10 GAMES		STRENGTH OF SCHEDULE	OPP. STRENGTH OF SCHEDULE	TEAM RPI	ADJ RPI	CONF. RPI	ADJ CONF. RPI		
DIV. I ONLY		17- 13	.56667	129	5- 5	108	97	102	.53042	98	11	11	
DIV. I NON-CONF.		9- 6	.6	120	1- 0	105	100	98	.54162	103	11	11	
<hr/>													
TOTALS	RPI 1-25	RPI 26-50		W-L RECORDS		RPI 51-100		RPI 101-150		RPI 150+			
17- 13	0- 4	0- 3		OVERALL		3- 3		2- 1		12- 2			
7- 4	0- 1	0- 1		HOME		1- 1		2- 0		4- 1			
7- 5	0- 1	0- 1		AWAY		2- 1		0- 1		5- 1			
3- 4	0- 2	0- 1		NEUTRAL		0- 1		0- 0		3- 0			
<hr/>													
9- 6	0- 2	0- 1		NON-CONFERENCE		2- 2		0- 0		7- 1			
3- 1	0- 0	0- 0		HOME		1- 1		0- 0		2- 0			
3- 2	0- 1	0- 0		AWAY		1- 0		0- 0		2- 1			
3- 3	0- 1	0- 1		NEUTRAL		0- 1		0- 0		3- 0			
<hr/>													
8- 7	0- 2	0- 2		CONFERENCE		1- 1		2- 1		5- 1			
4- 3	0- 1	0- 1		HOME		0- 0		2- 0		2- 1			
4- 3	0- 0	0- 1		AWAY		1- 1		0- 1		3- 0			
0- 1	0- 1	0- 0		NEUTRAL		0- 0		0- 0		0- 0			
<hr/>													
RPI S	Opponent	Score	RPI S	Opponent	Score	RPI S	Opponent	Score	RPI S	Opponent	Score		
13 A	Tennessee	0 3	32 N	Missouri	2 3	54 A	Notre Dame	3 1	106 A	Syracuse	1 3		
18 H	Cincinnati	2 3	38 H	Louisville	2 3	57 N	Ohio	2 3	124 H	Georgetown	3 0		
18 N	Cincinnati	0 3	39 A	Marquette	0 3	58 H	TCU	1 3	125 H	Pittsburgh	3 1		
21 N	Western Ky.	0 3				73 H	Delaware	3 1	152 A	Fla. Gulf Coast	3 1		
						94 A	American	3 0	155 A	South Fla.	3 1		
						95 A	Seton Hall	2 3	169 N	Maryland	3 1		
									180 H	West Virginia	3 0		
									185 H	Connecticut	3 1		
									202 H	Colgate	3 0		
									210 A	Penn	3 1		
									235 A	Rutgers	3 0		
									239 A	William & Mary	2 3		
									245 N	Temple	3 0		
									248 H	St. John's (NY)	0 3		
									253 A	DePaul	3 2		
									292 H	Loyola Maryland	3 0		
									308 N	La Salle	3 0		
<hr/>													
LAST 10 GAMES													
18 N Cincinnati						0 3	95 A Seton Hall						2 3
18 H Cincinnati						2 3	235 A Rutgers						3 0
38 H Louisville						2 3	248 H St. John's (NY)						0 3
152 A Fla. Gulf Coast						3 1	185 H Connecticut						3 1
155 A South Fla.						3 1	124 H Georgetown						3 0

**Non-Div. I Games:**

Villanova

Average RPI Win:	169	WON-LOST	WINNING	LAST 10		STRENGTH OF	OPP. STRENGTH	TEAM	ADJ	CONF.	ADJ CONF.	
Average RPI Loss:	98	RECORD	PCT. RANK	GAMES		SCHEDULE	OF SCHEDULE	RPI	RPI	RPI	RPI	
DIV. I ONLY		17- 9	.65385	83	6- 4	191	91	103	.52859	99	10	9
DIV. I NON-CONF.		7- 4	.63636	96	0- 1	293	79	178	.47832	180	12	12
<hr/>												
TOTALS	RPI 1-25	RPI 26-50		W-L RECORDS		RPI 51-100		RPI 101-150		RPI 150+		
17- 9	0- 0	0- 4		OVERALL		3- 1		4- 2		10- 2		
10- 1	0- 0	0- 1		HOME		2- 0		3- 0		5- 0		
6- 5	0- 0	0- 2		AWAY		1- 1		1- 1		4- 1		
1- 3	0- 0	0- 1		NEUTRAL		0- 0		0- 1		1- 1		
<hr/>												
7- 4	0- 0	0- 2		NON-CONFERENCE		0- 0		1- 0		6- 2		
4- 0	0- 0	0- 0		HOME		0- 0		1- 0		3- 0		
2- 2	0- 0	0- 1		AWAY		0- 0		0- 0		2- 1		
1- 2	0- 0	0- 1		NEUTRAL		0- 0		0- 0		1- 1		
<hr/>												
10- 5	0- 0	0- 2		CONFERENCE		3- 1		3- 2		4- 0		
6- 1	0- 0	0- 1		HOME		2- 0		2- 0		2- 0		
4- 3	0- 0	0- 1		AWAY		1- 1		1- 1		2- 0		
0- 1	0- 0	0- 0		NEUTRAL		0- 0		0- 1		0- 0		
<hr/>												
RPI S	Opponent	Score	RPI S	Opponent	Score	RPI S	Opponent	Score	RPI S	Opponent	Score	
			26 A	San Diego	2 3	58 A	TCU	3 2	116 A	New Mexico	3 2	
			31 A	Colorado St.	0 3	58 H	TCU	3 0	116 H	New Mexico	3 1	
			31 H	Colorado St.	1 3	82 A	Wyoming	2 3	140 A	UNLV	0 3	
			47 N	Kansas	1 3	82 H	Wyoming	3 0	140 H	UNLV	3 1	
									140 N	UNLV	0 3	
									146 H	Cal St. Fullerton	3 2	
									160 A	Boise St.	3 0	
									160 H	Boise St.	3 0	
									166 N	Valparaiso	0 3	
									167 H	UC Irvine	3 1	
									192 A	UC Riverside	3 1	
									208 H	Portland	3 2	
									221 A	Tulane	2 3	
									239 N	William & Mary	3 0	
									253 A	DePaul	3 0	
									255 A	Air Force	3 0	
									255 H	Air Force	3 0	
									261 H	Nevada	3 0	
<hr/>												
LAST 10 GAMES												
			140 N	UNLV	0 3	82 A	Wyoming	2 3				
			255 A	Air Force	3 0	31 A	Colorado St.	0 3				
			160 A	Boise St.	3 0	140 H	UNLV	3 1				
			58 H	TCU	3 0	26 A	San Diego	2 3				
			116 H	New Mexico	3 1	160 H	Boise St.	3 0				

Non-Div. I Games:

San Diego St.

Average RPI Win: 185		WON-LOST RECORD	WINNING PCT. RANK	LAST 10 GAMES	STRENGTH OF SCHEDULE	OPP. STRENGTH OF SCHEDULE	TEAM RPI	ADJ RPI	CONF. RPI	ADJ CONF. RPI	
Average RPI Loss: 80											
DIV. I ONLY		16- 11	.59259 114	8- 2	118	110	99	.52834 100	13	13	
DIV. I NON-CONF.		6- 7	.46154 188	0- 0	113	68	146	.50192 151	13	13	
<hr/>											
TOTALS		RPI 1-25	RPI 26-50		W-L RECORDS		RPI 51-100		RPI 101-150		RPI 150+
16- 11		0- 2	0- 2		OVERALL		1- 4		4- 0		11- 3
6- 1		0- 1	0- 0		HOME		1- 0		1- 0		4- 0
7- 7		0- 1	0- 2		AWAY		0- 2		1- 0		6- 2
3- 3		0- 0	0- 0		NEUTRAL		0- 2		2- 0		1- 1
6- 7		0- 0	0- 2		NON-CONFERENCE		0- 3		2- 0		4- 2
0- 0		0- 0	0- 0		HOME		0- 0		0- 0		0- 0
3- 4		0- 0	0- 2		AWAY		0- 1		0- 0		3- 1
3- 3		0- 0	0- 0		NEUTRAL		0- 2		2- 0		1- 1
10- 4		0- 2	0- 0		CONFERENCE		1- 1		2- 0		7- 1
6- 1		0- 1	0- 0		HOME		1- 0		1- 0		4- 0
4- 3		0- 1	0- 0		AWAY		0- 1		1- 0		3- 1
0- 0		0- 0	0- 0		NEUTRAL		0- 0		0- 0		0- 0
RPI S	Opponent	Score	RPI S	Opponent	Score	RPI S	Opponent	Score	RPI S	Opponent	Score
7 A	Hawaii	0 3	27 A	Kansas St.	0 3	54 A	Notre Dame	1 3	133 N	Ga. Southern	3 0
7 H	Hawaii	1 3	44 A	Long Beach St.	0 3	59 N	BYU	0 3	142 A	Fresno St.	3 1
						62 A	New Mexico St.	1 3	142 H	Fresno St.	3 2
						62 H	New Mexico St.	3 1	146 N	Cal St. Fullerton	3 0
						68 N	Eastern Mich.	0 3	167 A	UC Irvine	3 0
									170 A	San Jose St.	2 3
									170 H	San Jose St.	3 0
									172 A	Utah St.	3 2
									172 H	Utah St.	3 0
									175 N	South Dakota	1 3
									178 N	Butler	3 2
									201 A	Eastern Wash.	3 0
									208 A	Portland	1 3
									209 A	Montana	3 0
									261 A	Nevada	3 1
									261 H	Nevada	3 1
									268 A	Louisiana Tech	3 0
									268 H	Louisiana Tech	3 0
			LAST 10 GAMES								
			261 A	Nevada	3 1	7 A	Hawaii	0 3			
			142 A	Fresno St.	3 1	170 A	San Jose St.	2 3			
			172 A	Utah St.	3 2	142 H	Fresno St.	3 2			
			62 H	New Mexico St.	3 1	261 H	Nevada	3 1			
			268 H	Louisiana Tech	3 0	172 H	Utah St.	3 0			

Non-Div. I Games:

Idaho

Average RPI Win:		216	WON-LOST RECORD		WINNING PCT. RANK		LAST 10 GAMES		STRENGTH OF SCHEDULE		OPP. STRENGTH OF SCHEDULE		TEAM RPI		ADJ RPI		CONF. RPI		ADJ CONF. RPI	
DIV. I ONLY			15- 15		.5 155		1- 9		89		71		105		.52803 101		1		1	
DIV. I NON-CONF.			14- 2		.875 21		0- 1		248		269		94		.54368 99		2		2	
TOTALS		RPI 1-25		RPI 26-50		W-L RECORDS		RPI 51-100		RPI 101-150		RPI 150+								
15- 15		0- 6		1- 7		OVERALL		1- 1		1- 0		12- 1								
4- 6		0- 3		1- 3		HOME		1- 0		0- 0		2- 0								
5- 9		0- 3		0- 4		AWAY		0- 1		1- 0		4- 1								
6- 0		0- 0		0- 0		NEUTRAL		0- 0		0- 0		6- 0								
14- 2		0- 0		0- 0		NON-CONFERENCE		1- 1		1- 0		12- 1								
3- 0		0- 0		0- 0		HOME		1- 0		0- 0		2- 0								
5- 2		0- 0		0- 0		AWAY		0- 1		1- 0		4- 1								
6- 0		0- 0		0- 0		NEUTRAL		0- 0		0- 0		6- 0								
1- 13		0- 6		1- 7		CONFERENCE		0- 0		0- 0		0- 0								
1- 6		0- 3		1- 3		HOME		0- 0		0- 0		0- 0								
0- 7		0- 3		0- 4		AWAY		0- 0		0- 0		0- 0								
0- 0		0- 0		0- 0		NEUTRAL		0- 0		0- 0		0- 0								
RPI	S	Opponent		Score		RPI	S	Opponent		Score		RPI	S	Opponent		Score				
2	A	Iowa St.		0 3		27	A	Kansas St.		1 3		58	A	TCU		1 3				
2	H	Iowa St.		0 3		27	H	Kansas St.		0 3		86	H	Morehead St.		3 1				
4	A	Texas		0 3		28	H	Oklahoma		2 3				116		A	New Mexico	3 2		
4	H	Texas		0 3		32	A	Missouri		1 3				162		A	North Texas	3 1		
19	A	Texas A&M		0 3		45	A	Baylor		0 3				170		A	San Jose St.	2 3		
19	H	Texas A&M		2 3		45	H	Baylor		3 2				185		N	Connecticut	3 0		
						47	A	Kansas		1 3				187		H	Central Ark.	3 0		
						47	H	Kansas		1 3				200		A	Texas-Arlington	3 0		
														226		N	La.-Lafayette	3 0		
														242		H	Northwestern St.	3 0		
														268		A	Louisiana Tech	3 0		
														280		A	Tex.-Pan American	3 0		
														297		N	Prairie View	3 0		
														311		N	Southeastern La.	3 0		
														314		N	Grambling	3 0		
														314		N	Grambling	3 0		
LAST 10 GAMES																				
						27	A	Kansas St.		1 3		19	A	Texas A&M		0 3				
						170	A	San Jose St.		2 3		45	H	Baylor		3 2				
						47	H	Kansas		1 3		47	A	Kansas		1 3				
						4	H	Texas		0 3		19	H	Texas A&M		2 3				
						2	A	Iowa St.		0 3		32	A	Missouri		1 3				

Non-Div. I Games:

Texas Tech



Average RPI Win: 200		WON-LOST	WINNING	LAST 10	STRENGTH OF		OPP. STRENGTH	TEAM	ADJ	CONF.	ADJ CONF.
Average RPI Loss: 110		RECORD	PCT. RANK	GAMES	SCHEDULE		OF SCHEDULE	RPI	RPI	RPI	RPI
DIV. I ONLY		22- 9	.70968	59	8- 2		211	163	101	.52766	102
DIV. I NON-CONF.		12- 7	.63158	105	2- 1		209	99	136	.50334	149
TOTALS		RPI 1-25	RPI 26-50		W-L RECORDS		RPI 51-100		RPI 101-150		RPI 150+
22- 9	0- 1	0- 1		OVERALL		2- 2		5- 1		15- 4	
13- 3	0- 1	0- 0		HOME		1- 1		5- 0		7- 1	
6- 4	0- 0	0- 0		AWAY		1- 1		0- 1		5- 2	
3- 2	0- 0	0- 1		NEUTRAL		0- 0		0- 0		3- 1	
12- 7	0- 1	0- 1		NON-CONFERENCE		0- 1		4- 0		8- 4	
8- 2	0- 1	0- 0		HOME		0- 0		4- 0		4- 1	
2- 3	0- 0	0- 0		AWAY		0- 1		0- 0		2- 2	
2- 2	0- 0	0- 1		NEUTRAL		0- 0		0- 0		2- 1	
10- 2	0- 0	0- 0		CONFERENCE		2- 1		1- 1		7- 0	
5- 1	0- 0	0- 0		HOME		1- 1		1- 0		3- 0	
4- 1	0- 0	0- 0		AWAY		1- 0		0- 1		3- 0	
1- 0	0- 0	0- 0		NEUTRAL		0- 0		0- 0		1- 0	
RPI S	Opponent	Score		RPI S	Opponent	Score		RPI S	Opponent	Score	
23 H	Michigan	0 3		27 N	Kansas St.	0 3		51 A	St. Mary's (CA)	2 3	
								52 A	North Dakota	3 1	
								52 H	North Dakota	3 1	
								52 H	North Dakota	0 3	
								106 H	Syracuse	3 2	
								107 A	Houston Baptist	1 3	
								107 H	Houston Baptist	3 1	
								114 H	Cal Poly	3 2	
								121 H	Illinois St.	3 2	
								123 H	Santa Clara	3 1	
								156 N	Sacramento St.	3 0	
								160 A	Boise St.	1 3	
								160 H	Boise St.	3 1	
								172 H	Utah St.	3 0	
								188 A	Idaho St.	0 3	
								189 H	Northern Ariz.	1 3	
								189 N	Northern Ariz.	2 3	
								219 H	Southern Utah	3 0	
								241 A	NJIT	3 2	
								241 H	NJIT	3 0	
								241 N	NJIT	3 0	
								255 A	Air Force	3 0	
								280 A	Tex.-Pan American	3 0	
								280 H	Tex.-Pan American	3 0	
								281 H	CSU Bakersfield	3 0	
								283 A	Weber St.	3 2	
								285 N	S.C. Upstate	3 0	
								317 A	Chicago St.	3 0	
								317 H	Chicago St.	3 0	
				LAST 10 GAMES				160 A	Boise St.	1 3	
				52 H	North Dakota	0 3		280 H	Tex.-Pan American	3 0	
				241 N	NJIT	3 0		107 H	Houston Baptist	3 1	
				52 H	North Dakota	3 1		317 A	Chicago St.	3 0	
				219 H	Southern Utah	3 0		241 A	NJIT	3 2	
				172 H	Utah St.	3 0					

Non-Div. I Games: BYU-Hawaii 3 0

Utah Valley

Average RPI Win:		202	WON-LOST		WINNING		LAST 10		STRENGTH OF		OPP. STRENGTH		TEAM		ADJ		CONF.		ADJ CONF.	
Average RPI Loss:		120	RECORD		PCT. RANK		GAMES		SCHEDULE		OF SCHEDULE		RPI		RPI		RPI		RPI	
DIV. I ONLY			20- 11		.64516 84		5- 5		144		194		100		.52719 103		16		15	
DIV. I NON-CONF.			11- 4		.73333 60		1- 0		119		243		73		.55673 80		16		16	
TOTALS		RPI 1-25		RPI 26-50		W-L RECORDS		RPI 51-100		RPI 101-150		RPI 150+								
20- 11		0- 0		0- 1		OVERALL		1- 5		4- 2		15- 3								
10- 5		0- 0		0- 0		HOME		0- 3		2- 2		8- 0								
6- 5		0- 0		0- 0		AWAY		0- 2		2- 0		4- 3								
4- 1		0- 0		0- 1		NEUTRAL		1- 0		0- 0		3- 0								
11- 4		0- 0		0- 1		NON-CONFERENCE		1- 1		1- 1		9- 1								
6- 2		0- 0		0- 0		HOME		0- 1		1- 1		5- 0								
2- 1		0- 0		0- 0		AWAY		0- 0		0- 0		2- 1								
3- 1		0- 0		0- 1		NEUTRAL		1- 0		0- 0		2- 0								
9- 7		0- 0		0- 0		CONFERENCE		0- 4		3- 1		6- 2								
4- 3		0- 0		0- 0		HOME		0- 2		1- 1		3- 0								
4- 4		0- 0		0- 0		AWAY		0- 2		2- 0		2- 2								
1- 0		0- 0		0- 0		NEUTRAL		0- 0		0- 0		1- 0								
RPI	S	Opponent		Score		RPI	S	Opponent		Score		RPI	S	Opponent		Score				
				37	N	Dayton		0	3	52	N	North Dakota	3	2	122	A	Towson	3	1	
										73	A	Delaware	1	3	122	H	Towson	1	3	
										73	A	Delaware	2	3	124	H	Georgetown	2	3	
										73	H	Delaware	2	3	142	A	VCU	3	0	
										74	H	Northeastern	2	3	142	H	VCU	3	1	
										97	H	Appalachian St.	0	3	144	H	Liberty	3	1	
															182	H	Hofstra	3	0	
															183	H	Lehigh	3	2	
															193	A	Georgia St.	1	3	
															193	N	Georgia St.	3	0	
															196	N	Davidson	3	1	
															197	H	East Tenn. St.	3	0	
															220	A	George Mason	3	2	
															220	H	George Mason	3	0	
															223	A	Green Bay	2	3	
															225	H	Robert Morris	3	0	
															228	A	Radford	3	1	
															231	A	UNC Wilmington	1	3	
															239	A	William & Mary	3	0	
															239	H	William & Mary	3	0	
															254	N	Wright St.	3	0	
															277	H	Coastal Caro.	3	0	
															291	A	High Point	3	0	
															302	H	Norfolk St.	3	0	
					LAST 10 GAMES															
						73	A	Delaware	2	3	302	H	Norfolk St.	3	0	291	A	High Point	3	0
						193	N	Georgia St.	3	0	193	A	Georgia St.	1	3	302	H	Norfolk St.	3	0
						122	H	Towson	1	3	231	A	UNC Wilmington	1	3					
						73	H	Delaware	2	3	239	A	William & Mary	3	0					
						220	A	George Mason	3	2	142	A	VCU	3	0					

Non-Div. I Games:

James Madison

**Non-Div. I Games:**

Ole Miss

Average RPI Win: 204		WON-LOST RECORD		WINNING PCT. RANK		LAST 10 GAMES		STRENGTH OF SCHEDULE		OPP. STRENGTH OF SCHEDULE		TEAM RPI		ADJ RPI		CONF. RPI		ADJ CONF. RPI	
DIV. I ONLY		19- 13		.59375 111		4- 6		152		149		114		.52568 105		12		12	
DIV. I NON-CONF.		10- 3		.76923 50		0- 0		173		238		86		.55196 88		10		10	
TOTALS		RPI 1-25		RPI 26-50		W-L RECORDS		RPI 51-100		RPI 101-150		RPI 150+							
19- 13		0- 2		0- 1		OVERALL		2- 7		2- 2		15- 1							
8- 3		0- 1		0- 0		HOME		1- 1		1- 0		6- 1							
7- 8		0- 1		0- 0		AWAY		0- 6		0- 1		7- 0							
4- 2		0- 0		0- 1		NEUTRAL		1- 0		1- 1		2- 0							
10- 3		0- 0		0- 1		NON-CONFERENCE		1- 1		1- 1		8- 0							
2- 0		0- 0		0- 0		HOME		0- 0		0- 0		2- 0							
4- 1		0- 0		0- 0		AWAY		0- 1		0- 0		4- 0							
4- 2		0- 0		0- 1		NEUTRAL		1- 0		1- 1		2- 0							
9- 10		0- 2		0- 0		CONFERENCE		1- 6		1- 1		7- 1							
6- 3		0- 1		0- 0		HOME		1- 1		1- 0		4- 1							
3- 7		0- 1		0- 0		AWAY		0- 5		0- 1		3- 0							
0- 0		0- 0		0- 0		NEUTRAL		0- 0		0- 0		0- 0							
RPI S	Opponent	Score		RPI S	Opponent	Score		RPI S	Opponent	Score		RPI S	Opponent	Score					
22 A	Tulsa	0	3	45 N	Baylor	2	3	60 A	Rice	0	3	113 A	SMU	0	3				
22 H	Tulsa	0	3					60 H	Rice	0	3	113 H	SMU	3	2				
								62 A	New Mexico St.	0	3	128 N	Mississippi St.	2	3				
								67 A	Houston	1	3	147 N	Niagara	3	0				
								67 H	Houston	3	2	153 H	Memphis	3	2				
								81 A	UAB	1	3	153 H	Memphis	3	1				
								81 A	UAB	0	3	154 H	Southern Miss.	0	3				
								84 A	UCF	0	3	179 H	Portland St.	3	1				
								94 N	American	3	1	194 A	Marshall	3	1				
												194 H	Marshall	3	0				
												200 H	Texas-Arlington	3	0				
												221 A	Tulane	3	2				
												234 A	Nicholls St.	3	0				
												238 A	Lamar	3	0				
												244 N	Jacksonville	3	2				
												266 A	Cornell	3	0				
												275 A	East Carolina	3	0				
												275 H	East Carolina	3	0				
												312 N	Delaware St.	3	0				
												315 A	Southern U.	3	0				
LAST 10 GAMES																			
22 A	Tulsa	0	3	81 A	UAB	0	3												
113 A	SMU	0	3	67 H	Houston	3	2												
194 H	Marshall	3	0	60 H	Rice	0	3												
275 H	East Carolina	3	0	221 A	Tulane	3	2												
81 A	UAB	1	3	154 H	Southern Miss.	0	3												

Non-Div. I Games:

UTEP

Average RPI Win:	183	WON-LOST	WINNING	LAST 10	STRENGTH OF	OPP. STRENGTH	TEAM	ADJ	CONF.	ADJ CONF.	
Average RPI Loss:	107	RECORD	PCT. RANK	GAMES	SCHEDULE	OF SCHEDULE	RPI	RPI	RPI	RPI	
DIV. I ONLY	19- 12	.6129	104	6- 4	123	148	98	.5256	106	11	11
DIV. I NON-CONF.	11- 5	.6875	78	1- 0	111	224	82	.54717	93	11	11
<hr/>											
TOTALS	RPI 1-25	RPI 26-50		W-L RECORDS	RPI 51-100		RPI 101-150		RPI 150+		
19- 12	0- 1	0- 3		OVERALL	5- 1		1- 3		13- 4		
9- 3	0- 0	0- 1		HOME	4- 0		0- 1		5- 1		
5- 7	0- 1	0- 1		AWAY	0- 0		1- 2		4- 3		
5- 2	0- 0	0- 1		NEUTRAL	1- 1		0- 0		4- 0		
<hr/>											
11- 5	0- 0	0- 1		NON-CONFERENCE	2- 0		0- 2		9- 2		
4- 0	0- 0	0- 0		HOME	1- 0		0- 0		3- 0		
2- 4	0- 0	0- 0		AWAY	0- 0		0- 2		2- 2		
5- 1	0- 0	0- 1		NEUTRAL	1- 0		0- 0		4- 0		
<hr/>											
8- 7	0- 1	0- 2		CONFERENCE	3- 1		1- 1		4- 2		
5- 3	0- 0	0- 1		HOME	3- 0		0- 1		2- 1		
3- 3	0- 1	0- 1		AWAY	0- 0		1- 0		2- 1		
0- 1	0- 0	0- 0		NEUTRAL	0- 1		0- 0		0- 0		
<hr/>											
RPI	S	Opponent	Score	RPI	S	Opponent	Score	RPI	S	Opponent	Score
18	A	Cincinnati	0 <span>3</span>	37	N	Dayton	0 <span>3</span>	54	H	Notre Dame	3 1
				38	A	Louisville	1 <span>3</span>	54	N	Notre Dame	1 <span>3</span>
				39	H	Marquette	1 <span>3</span>	70	N	Texas St.	3 0
								77	H	Sacred Heart	3 0
								95	H	Seton Hall	3 1
								98	H	Villanova	3 1

Non-Div. I Games:

Syracuse

Average RPI Win:		225	WON-LOST		WINNING		LAST 10		STRENGTH OF		OPP. STRENGTH		TEAM	ADJ		CONF.		ADJ CONF.						
Average RPI Loss:		82	RECORD		PCT. RANK		GAMES		SCHEDULE		OF SCHEDULE		RPI	RPI		RPI		RPI						
DIV. I ONLY			22- 9		.70968		59		6- 4		219		220		106		.52522		107		21		21	
DIV. I NON-CONF.			14- 5		.73684		59		1- 0		187		199		101		.5375		110		23		24	
TOTALS		RPI 1-25		RPI 26-50		W-L RECORDS		RPI 51-100		RPI 101-150		RPI 150+												
22- 9		0- 1		0- 0		OVERALL		2- 6		2- 1		18- 1												
10- 2		0- 0		0- 0		HOME		1- 1		2- 0		7- 1												
7- 5		0- 1		0- 0		AWAY		1- 3		0- 1		6- 0												
5- 2		0- 0		0- 0		NEUTRAL		0- 2		0- 0		5- 0												
14- 5		0- 1		0- 0		NON-CONFERENCE		2- 3		1- 0		11- 1												
6- 1		0- 0		0- 0		HOME		1- 0		1- 0		4- 1												
4- 2		0- 1		0- 0		AWAY		1- 1		0- 0		3- 0												
4- 2		0- 0		0- 0		NEUTRAL		0- 2		0- 0		4- 0												
8- 4		0- 0		0- 0		CONFERENCE		0- 3		1- 1		7- 0												
4- 1		0- 0		0- 0		HOME		0- 1		1- 0		3- 0												
3- 3		0- 0		0- 0		AWAY		0- 2		0- 1		3- 0												
1- 0		0- 0		0- 0		NEUTRAL		0- 0		0- 0		1- 0												
RPI	S	Opponent		Score		RPI	S	Opponent		Score		RPI	S	Opponent		Score								
19	A	Texas A&M		0 3								102	A	Utah Valley		1 3								
								52 A North Dakota		2 3		102	H	Utah Valley		3 1								
								52 H North Dakota		1 3		131	H	Sam Houston St.		3 2								
								60 A Rice		0 3		154	H	Southern Miss.		3 1								
								62 N New Mexico St.		0 3		159	A	Stephen F. Austin		3 1								
								69 N Georgia Tech		0 3		162	N	North Texas		3 1								
								70 A Texas St.		3 2		217	H	A&M-Corpus Christi		3 2								
								76 H UTSA		3 2		226	N	La.-Lafayette		3 0								
												238	A	Lamar		3 0								
												241	A	NJIT		3 1								
												241	H	NJIT		3 0								
												242	N	Northwestern St.		3 1								
												268	H	Louisiana Tech		2 3								
												280	A	Tex.-Pan American		3 0								
												280	H	Tex.-Pan American		3 0								
												280	N	Tex.-Pan American		3 0								
												297	A	Prairie View		3 0								
												297	H	Prairie View		3 0								
												311	H	Southeastern La.		3 0								
												317	A	Chicago St.		3 1								
												317	H	Chicago St.		3 1								
												322	N	Texas Southern		3 0								
LAST 10 GAMES																								
52 A North Dakota						1 3						52 A North Dakota						2 3						
280 N Tex.-Pan American						3 0						102 A Utah Valley						1 3						
280 H Tex.-Pan American						3 0						159 A Stephen F. Austin						3 1						
241 H NJIT						3 0						102 H Utah Valley						3 1						
317 H Chicago St.						3 1						52 H North Dakota						1 3						

Non-Div. I Games:

Houston Baptist

Average RPI Win:		182	WON-LOST RECORD		WINNING PCT. RANK		LAST 10 GAMES		STRENGTH OF SCHEDULE		OPP. STRENGTH OF SCHEDULE		TEAM RPI		ADJ RPI		CONF. RPI		ADJ CONF. RPI					
DIV. I ONLY			20- 12		.625		93		6- 4		188		86		104		.52433		108		5		5	
DIV. I NON-CONF.			12- 1		.92308		14		0- 0		281		218		83		.5535		86		5		5	
TOTALS		RPI 1-25		RPI 26-50				W-L RECORDS				RPI 51-100				RPI 101-150				RPI 150+				
20- 12		0- 4		0- 2				OVERALL				4- 4				2- 0				14- 2				
10- 4		0- 2		0- 0				HOME				3- 1				2- 0				5- 1				
6- 8		0- 2		0- 2				AWAY				1- 3				0- 0				5- 1				
4- 0		0- 0		0- 0				NEUTRAL				0- 0				0- 0				4- 0				
12- 1		0- 0		0- 0				NON-CONFERENCE				1- 1				2- 0				9- 0				
6- 0		0- 0		0- 0				HOME				1- 0				2- 0				3- 0				
2- 1		0- 0		0- 0				AWAY				0- 1				0- 0				2- 0				
4- 0		0- 0		0- 0				NEUTRAL				0- 0				0- 0				4- 0				
8- 11		0- 4		0- 2				CONFERENCE				3- 3				0- 0				5- 2				
4- 4		0- 2		0- 0				HOME				2- 1				0- 0				2- 1				
4- 7		0- 2		0- 2				AWAY				1- 2				0- 0				3- 1				
0- 0		0- 0		0- 0				NEUTRAL				0- 0				0- 0				0- 0				
RPI	S	Opponent		Score		RPI	S	Opponent		Score		RPI	S	Opponent		Score		RPI	S	Opponent		Score		
8	A	Florida St.		0	3	33	A	North Carolina		2	3	53	H	Wisconsin		3	2	122	H	Towson		3	0	
8	H	Florida St.		2	3	41	A	Duke		0	3	55	A	Clemson		2	3	144	H	Liberty		3	0	
24	A	Miami (FL)		0	3							55	H	Clemson		3	2	158	N	Charlotte		3	0	
24	H	Miami (FL)		2	3							66	A	Virginia Tech		2	3	169	A	Maryland		0	3	
												66	H	Virginia Tech		2	3	169	H	Maryland		3	1	
												69	A	Georgia Tech		3	2	173	A	Wake Forest		3	0	
												69	H	Georgia Tech		3	0	174	A	Virginia		3	1	
												97	A	Appalachian St.		1	3	174	H	Virginia		1	3	
																		176	N	Kennesaw St.		3	0	
																		198	A	Boston College		3	0	
																		198	H	Boston College		3	1	
																		222	H	Western Caro.		3	0	
																		231	A	UNC Wilmington		3	0	
																		251	H	Campbell		3	0	
																		275	N	East Carolina		3	0	
																		282	A	Citadel		3	0	
																		305	N	Charleston So.		3	1	
																		324	H	N.C. A&T		3	0	
LAST 10 GAMES																								
		66 A Virginia Tech		2	3			8 A Florida St.		0	3			198 H Boston College		3	1							
		174 A Virginia		3	1			169 H Maryland		3	1			41 A Duke		0	3							
		69 H Georgia Tech		3	0			55 H Clemson		3	2			173 A Wake Forest		3	0							
		55 H Clemson		3	2																			
		24 A Miami (FL)		0	3																			

Non-Div. I Games:

North Carolina St.

Average RPI Win:	210	WON-LOST RECORD	WINNING PCT. RANK	LAST 10 GAMES	STRENGTH OF SCHEDULE	OPP. STRENGTH OF SCHEDULE	TEAM RPI	ADJ RPI	CONF. RPI	ADJ CONF. RPI	
Average RPI Loss:	102										
DIV. I ONLY	21- 10	.67742	70	5- 3	208	158	107	.52353	109	15	16
DIV. I NON-CONF.	9- 5	.64286	93	0- 0	193	170	133	.51411	134	15	15
<hr/>											
TOTALS	RPI 1-25	RPI 26-50		W-L RECORDS	RPI 51-100		RPI 101-150		RPI 150+		
21- 10	0- 1	1- 1		OVERALL	1- 4		1- 1		18- 3		
8- 0	0- 0	0- 0		HOME	0- 0		1- 0		7- 0		
7- 6	0- 0	1- 1		AWAY	1- 3		0- 1		5- 1		
6- 4	0- 1	0- 0		NEUTRAL	0- 1		0- 0		6- 2		
9- 5	0- 0	0- 1		NON-CONFERENCE	1- 3		0- 0		8- 1		
1- 0	0- 0	0- 0		HOME	0- 0		0- 0		1- 0		
2- 3	0- 0	0- 1		AWAY	1- 2		0- 0		1- 0		
6- 2	0- 0	0- 0		NEUTRAL	0- 1		0- 0		6- 1		
12- 5	0- 1	1- 0		CONFERENCE	0- 1		1- 1		10- 2		
7- 0	0- 0	0- 0		HOME	0- 0		1- 0		6- 0		
5- 3	0- 0	1- 0		AWAY	0- 1		0- 1		4- 1		
0- 2	0- 1	0- 0		NEUTRAL	0- 0		0- 0		0- 1		
RPI	S	Opponent	Score	RPI	S	Opponent	Score	RPI	S	Opponent	Score
21	N	Western Ky.	0 <b>3</b>	42	A	Missouri St.	1 <b>3</b>	64	A	Samford	2 <b>3</b>
				48	A	Middle Tenn.	3 <b>2</b>	80	A	Saint Louis	1 <b>3</b>
								81	N	UAB	2 <b>3</b>
								85	A	Lipscomb	3 <b>1</b>
								92	A	FIU	2 <b>3</b>
								150	A	Denver	1 <b>3</b>
								150	H	Denver	3 <b>1</b>
								158	N	Charlotte	3 <b>2</b>
								162	A	North Texas	0 <b>3</b>
								162	H	North Texas	3 <b>0</b>
								162	N	North Texas	1 <b>3</b>
								164	H	Troy	3 <b>0</b>
								168	N	South Dakota St.	2 <b>3</b>
								182	N	Hofstra	3 <b>2</b>
								187	N	Central Ark.	3 <b>0</b>
								211	H	South Ala.	3 <b>1</b>
								226	A	La.-Lafayette	3 <b>0</b>
								226	H	La.-Lafayette	3 <b>1</b>
								229	A	UALR	3 <b>1</b>
								229	H	UALR	3 <b>1</b>
								230	N	Akron	3 <b>0</b>
								242	A	Northwestern St.	3 <b>0</b>
								256	A	La.-Monroe	3 <b>0</b>
								256	H	La.-Monroe	3 <b>1</b>
								262	H	Southeast Mo. St.	3 <b>0</b>
								290	A	Fla. Atlantic	3 <b>0</b>
								298	N	Tennessee Tech	3 <b>0</b>
								326	N	Alcorn St.	3 <b>0</b>
				LAST 10 GAMES							
				162	N	North Texas	1 <b>3</b>	256	H	La.-Monroe	3 <b>1</b>
				256	A	La.-Monroe	3 <b>0</b>	226	H	La.-Lafayette	3 <b>1</b>
				226	A	La.-Lafayette	3 <b>0</b>	290	A	Fla. Atlantic	3 <b>0</b>
				150	A	Denver	1 <b>3</b>	92	A	FIU	2 <b>3</b>
				162	A	North Texas	0 <b>3</b>	229	A	UALR	3 <b>1</b>

Non-Div. I Games:

Arkansas St.



Average RPI Win:		124	WON-LOST RECORD		WINNING PCT. RANK		LAST 10 GAMES		STRENGTH OF SCHEDULE		OPP. STRENGTH OF SCHEDULE		TEAM RPI		ADJ RPI		CONF. RPI		ADJ CONF. RPI				
DIV. I ONLY			11- 18		.37931 230		3- 7		28		47		109		.52304 110		4		4				
DIV. I NON-CONF.			4- 6		.4 223		0- 0		36		78		119		.53458 115		4		4				
TOTALS		RPI 1-25		RPI 26-50		W-L RECORDS		RPI 51-100		RPI 101-150		RPI 150+											
11- 18		0- 8		0- 1		OVERALL		3- 4		6- 4		2- 1											
8- 6		0- 3		0- 1		HOME		1- 1		5- 1		2- 0											
2- 9		0- 4		0- 0		AWAY		1- 2		1- 3		0- 0											
1- 3		0- 1		0- 0		NEUTRAL		1- 1		0- 0		0- 1											
4- 6		0- 2		0- 1		NON-CONFERENCE		1- 2		1- 0		2- 1											
3- 1		0- 0		0- 1		HOME		0- 0		1- 0		2- 0											
0- 2		0- 1		0- 0		AWAY		0- 1		0- 0		0- 0											
1- 3		0- 1		0- 0		NEUTRAL		1- 1		0- 0		0- 1											
7- 12		0- 6		0- 0		CONFERENCE		2- 2		5- 4		0- 0											
5- 5		0- 3		0- 0		HOME		1- 1		4- 1		0- 0											
2- 7		0- 3		0- 0		AWAY		1- 1		1- 3		0- 0											
0- 0		0- 0		0- 0		NEUTRAL		0- 0		0- 0		0- 0											
RPI	S	Opponent		Score		RPI	S	Opponent		Score		RPI	S	Opponent		Score		RPI	S	Opponent		Score	
12	A	Kentucky		1	3	47	H	Kansas		0	3	56	N	UC Santa Barbara		1	3	104	A	Ole Miss		0	3
12	H	Kentucky		1	3							63	A	Arkansas		3	2	104	H	Ole Miss		3	1
13	A	Tennessee		0	3							63	H	Arkansas		3	2	115	A	South Carolina		1	3
13	H	Tennessee		1	3							64	N	Samford		3	1	115	H	South Carolina		3	0
14	A	Pepperdine		1	3							69	A	Georgia Tech		0	3	126	H	Auburn		3	1
20	A	Florida		0	3							72	A	LSU		1	3	128	A	Mississippi St.		3	1
20	H	Florida		0	3							72	H	LSU		2	3	128	H	Mississippi St.		3	1
24	N	Miami (FL)		0	3													139	A	Alabama		0	3
																		139	H	Alabama		1	3
																		144	H	Liberty		3	0
																		176	H	Kennesaw St.		3	0
																		249	H	Florida A&M		3	0
																		264	N	Mercer		2	3
LAST 10 GAMES																							
115 A South Carolina						1	3	104 A Ole Miss						0	3								
20 A Florida						0	3	139 A Alabama						0	3								
128 H Mississippi St.						3	1	13 H Tennessee						1	3								
72 H LSU						2	3	12 H Kentucky						1	3								
63 H Arkansas						3	2	63 A Arkansas						3	2								

Non-Div. I Games:

Georgia

Average RPI Win: 225		WON-LOST	WINNING	LAST 10	STRENGTH OF		OPP. STRENGTH	TEAM	ADJ	CONF.	ADJ CONF.				
Average RPI Loss: 89		RECORD	PCT. RANK	GAMES	SCHEDULE		OF SCHEDULE	RPI	RPI	RPI	RPI				
DIV. I ONLY		21- 8	.72414	50	7- 3		253	180	112	.52229	111	24	24		
DIV. I NON-CONF.		7- 4	.63636	96	0- 0		271	71	158	.49703	156	22	22		
<hr/>															
TOTALS		RPI 1-25		RPI 26-50		W-L RECORDS		RPI 51-100		RPI 101-150		RPI 150+			
21- 8		0- 0		0- 4		OVERALL		0- 2		3- 0		18- 2			
9- 3		0- 0		0- 1		HOME		0- 1		1- 0		8- 1			
7- 5		0- 0		0- 3		AWAY		0- 1		0- 0		7- 1			
5- 0		0- 0		0- 0		NEUTRAL		0- 0		2- 0		3- 0			
<hr/>															
7- 4		0- 0		0- 1		NON-CONFERENCE		0- 2		3- 0		4- 1			
3- 1		0- 0		0- 0		HOME		0- 1		1- 0		2- 0			
0- 3		0- 0		0- 1		AWAY		0- 1		0- 0		0- 1			
4- 0		0- 0		0- 0		NEUTRAL		0- 0		2- 0		2- 0			
<hr/>															
14- 4		0- 0		0- 3		CONFERENCE		0- 0		0- 0		14- 1			
6- 2		0- 0		0- 1		HOME		0- 0		0- 0		6- 1			
7- 2		0- 0		0- 2		AWAY		0- 0		0- 0		7- 0			
1- 0		0- 0		0- 0		NEUTRAL		0- 0		0- 0		1- 0			
<hr/>															
RPI	S	Opponent	Score	RPI	S	Opponent	Score	RPI	S	Opponent	Score	RPI	S	Opponent	Score
				29	A	Michigan St.	0 3	66	A	Virginia Tech	0 3	127	N	Toledo	3 0
				50	A	Milwaukee	0 3	75	H	IPFW	1 3	134	H	Duquesne	3 0
				50	A	Milwaukee	1 3					137	N	Indiana	3 2
				50	H	Milwaukee	0 3					166	A	Valparaiso	3 2
												166	H	Valparaiso	3 1
												178	A	Butler	3 0
												178	H	Butler	0 3
												178	N	Butler	3 2
												214	A	Kent St.	2 3
												223	A	Green Bay	3 0
												223	H	Green Bay	3 1
												230	H	Akron	3 1
												233	A	Ill.-Chicago	3 0
												233	H	Ill.-Chicago	3 2
												248	N	St. John's (NY)	3 0
												253	H	DePaul	3 0
												254	A	Wright St.	3 0
												254	H	Wright St.	3 0
												291	N	High Point	3 0
												299	A	Loyola Chicago	3 0
												299	H	Loyola Chicago	3 0
												300	A	Youngstown St.	3 0
												300	H	Youngstown St.	3 0
<hr/>															
				LAST 10 GAMES											
				50	A	Milwaukee	0 3	233	H	Ill.-Chicago	3 2	300	A	Youngstown St.	3 0
				178	N	Butler	3 2	50	A	Milwaukee	1 3				
				223	H	Green Bay	3 1	300	H	Youngstown St.	3 0				
				299	H	Loyola Chicago	3 0	299	A	Loyola Chicago	3 0				
				166	H	Valparaiso	3 1	178	H	Butler	0 3				

Non-Div. I Games:

Cleveland St.

Average RPI Win:		164	WON-LOST RECORD		WINNING PCT. RANK		LAST 10 GAMES		STRENGTH OF SCHEDULE		OPP. STRENGTH OF SCHEDULE		TEAM RPI		ADJ RPI		CONF. RPI		ADJ CONF. RPI			
Average RPI Loss:		79																				
DIV. I ONLY			15- 13		.53571 140		7- 3		138		78		118		.52185 112		9		8			
DIV. I NON-CONF.			6- 6		.5 164		0- 0		136		73		147		.50751 144		7		7			
TOTALS		RPI 1-25		RPI 26-50		W-L RECORDS		RPI 51-100		RPI 101-150		RPI 150+										
15- 13		0- 2		0- 2		OVERALL		2- 6		5- 2		8- 1										
6- 4		0- 1		0- 1		HOME		2- 2		2- 0		2- 0										
5- 7		0- 1		0- 1		AWAY		0- 3		2- 2		3- 0										
4- 2		0- 0		0- 0		NEUTRAL		0- 1		1- 0		3- 1										
6- 6		0- 2		0- 0		NON-CONFERENCE		0- 2		2- 1		4- 1										
0- 2		0- 1		0- 0		HOME		0- 1		0- 0		0- 0										
2- 2		0- 1		0- 0		AWAY		0- 0		1- 1		1- 0										
4- 2		0- 0		0- 0		NEUTRAL		0- 1		1- 0		3- 1										
9- 7		0- 0		0- 2		CONFERENCE		2- 4		3- 1		4- 0										
6- 2		0- 0		0- 1		HOME		2- 1		2- 0		2- 0										
3- 5		0- 0		0- 1		AWAY		0- 3		1- 1		2- 0										
0- 0		0- 0		0- 0		NEUTRAL		0- 0		0- 0		0- 0										
RPI	S	Opponent		Score		RPI	S	Opponent		Score		RPI	S	Opponent		Score						
9	H	Southern California		0	3	44	A	Long Beach St.		0	3	56	A	UC Santa Barbara		0	3	114	A	Cal Poly	1	3
15	A	UCLA		0	3	44	H	Long Beach St.		1	3	56	H	UC Santa Barbara		2	3	114	H	Cal Poly	3	0
												59	H	BYU		1	3	135	A	Utah	0	3
												87	A	Pacific		1	3	140	A	UNLV	3	2
												87	H	Pacific		3	0	142	N	Fresno St.	3	0
												91	N	Northwestern		0	3	146	A	Cal St. Fullerton	3	0
												96	A	UC Davis		0	3	146	H	Cal St. Fullerton	3	0
												96	H	UC Davis		3	0	156	A	Sacramento St.	3	1
																		167	A	UC Irvine	3	1
																		167	H	UC Irvine	3	0
																		192	A	UC Riverside	3	0
																		192	H	UC Riverside	3	2
																		201	N	Eastern Wash.	3	2
																		219	N	Southern Utah	1	3
																		232	N	Marist	3	0
																		283	N	Weber St.	3	2
LAST 10 GAMES																						
114 H Cal Poly						3	0	96 H UC Davis						3	0							
56 H UC Santa Barbara						2	3	44 A Long Beach St.						0	3							
167 A UC Irvine						3	1	146 A Cal St. Fullerton						3	0							
56 A UC Santa Barbara						0	3	192 H UC Riverside						3	2							
87 H Pacific						3	0	167 H UC Irvine						3	0							

Non-Div. I Games:

Cal St. Northridge

**Non-Div. I Games:**

SMU

Average RPI Win: 130		WON-LOST RECORD	WINNING PCT. RANK	LAST 10 GAMES	STRENGTH OF SCHEDULE	OPP. STRENGTH OF SCHEDULE	TEAM RPI	ADJ RPI	CONF. RPI	ADJ CONF. RPI	
Average RPI Loss: 78											
DIV. I ONLY		12- 17	.41379 207	4- 6	48	63	117	.52102 114	9	8	
DIV. I NON-CONF.		5- 8	.38462 227	0- 0	20	27	93	.55353 85	7	7	
<hr/>											
TOTALS		RPI 1-25	RPI 26-50		W-L RECORDS		RPI 51-100		RPI 101-150		RPI 150+
12- 17	0- 4		1- 3	OVERALL		4- 4		3- 4		4- 2	
7- 2	0- 0		0- 1	HOME		3- 0		2- 0		2- 1	
4- 10	0- 1		1- 1	AWAY		1- 4		1- 3		1- 1	
1- 5	0- 3		0- 1	NEUTRAL		0- 0		0- 1		1- 0	
<hr/>											
5- 8	0- 4		1- 1	NON-CONFERENCE		1- 1		1- 2		2- 0	
1- 0	0- 0		0- 0	HOME		0- 0		0- 0		1- 0	
3- 3	0- 1		1- 0	AWAY		1- 1		1- 1		0- 0	
1- 5	0- 3		0- 1	NEUTRAL		0- 0		0- 1		1- 0	
<hr/>											
7- 9	0- 0		0- 2	CONFERENCE		3- 3		2- 2		2- 2	
6- 2	0- 0		0- 1	HOME		3- 0		2- 0		1- 1	
1- 7	0- 0		0- 1	AWAY		0- 3		0- 2		1- 1	
0- 0	0- 0		0- 0	NEUTRAL		0- 0		0- 0		0- 0	
<hr/>											
RPI S	Opponent	Score	RPI S	Opponent	Score	RPI S	Opponent	Score	RPI S	Opponent	Score
1 N	Illinois	1 3	26 N	San Diego	2 3	51 A	St. Mary's (CA)	3 1	102 A	Utah Valley	2 3
22 N	Tulsa	1 3	44 A	Long Beach St.	2 3	56 A	UC Santa Barbara	0 3	112 A	Cal St. Northridge	0 3
23 N	Michigan	0 3	44 H	Long Beach St.	2 3	56 H	UC Santa Barbara	3 2	112 H	Cal St. Northridge	3 1
25 A	Oregon	0 3	48 A	Middle Tenn.	3 0	87 A	Pacific	0 3	123 N	Santa Clara	1 3
						87 H	Pacific	3 0	142 A	Fresno St.	3 2
						89 A	San Francisco	0 3	146 A	Cal St. Fullerton	0 3
						96 A	UC Davis	2 3	146 H	Cal St. Fullerton	3 0
						96 H	UC Davis	3 0	151 N	Long Island	3 0
									167 A	UC Irvine	0 3
									167 H	UC Irvine	2 3
									192 A	UC Riverside	3 1
									192 H	UC Riverside	3 0
									281 H	CSU Bakersfield	3 0
<hr/>											
LAST 10 GAMES											
112 A Cal St. Northridge 0 3						96 A UC Davis 2 3					
192 A UC Riverside 3 1						87 A Pacific 0 3					
56 A UC Santa Barbara 0 3						146 H Cal St. Fullerton 3 0					
192 H UC Riverside 3 0						44 H Long Beach St. 2 3					
167 H UC Irvine 2 3						112 H Cal St. Northridge 3 1					

Non-Div. I Games:

Cal Poly

Average RPI Win:		170	WON-LOST RECORD		WINNING PCT. RANK		LAST 10 GAMES		STRENGTH OF SCHEDULE		OPP. STRENGTH OF SCHEDULE		TEAM RPI		ADJ RPI		CONF. RPI		ADJ CONF. RPI	
DIV. I ONLY			14- 15		.48276 170		4- 6		95		75		119		.52027 115		4		4	
DIV. I NON-CONF.			9- 1		.9 19		0- 0		89		237		33		.61146 36		4		4	
TOTALS		RPI 1-25		RPI 26-50		W-L RECORDS		RPI 51-100		RPI 101-150		RPI 150+								
14- 15		0- 5		0- 0		OVERALL		1- 5		6- 5		7- 0								
8- 6		0- 3		0- 0		HOME		0- 2		4- 1		4- 0								
3- 8		0- 2		0- 0		AWAY		1- 2		1- 4		1- 0								
3- 1		0- 0		0- 0		NEUTRAL		0- 1		1- 0		2- 0								
9- 1		0- 0		0- 0		NON-CONFERENCE		1- 1		1- 0		7- 0								
4- 0		0- 0		0- 0		HOME		0- 0		0- 0		4- 0								
2- 0		0- 0		0- 0		AWAY		1- 0		0- 0		1- 0								
3- 1		0- 0		0- 0		NEUTRAL		0- 1		1- 0		2- 0								
5- 14		0- 5		0- 0		CONFERENCE		0- 4		5- 5		0- 0								
4- 6		0- 3		0- 0		HOME		0- 2		4- 1		0- 0								
1- 8		0- 2		0- 0		AWAY		0- 2		1- 4		0- 0								
0- 0		0- 0		0- 0		NEUTRAL		0- 0		0- 0		0- 0								
RPI	S	Opponent		Score		RPI	S	Opponent		Score		RPI	S	Opponent		Score				
12	A	Kentucky		0 <span>3</span>								55	N	Clemson		0 <span>3</span>				
12	H	Kentucky		1 <span>3</span>								63	A	Arkansas		0 <span>3</span>				
13	A	Tennessee		0 <span>3</span>								63	H	Arkansas		0 <span>3</span>				
13	H	Tennessee		1 <span>3</span>								71	A	Col. of Charleston		3 2				
20	H	Florida		0 <span>3</span>								72	A	LSU		2 <span>3</span>				
												72	H	LSU		1 <span>3</span>				
</																				

Non-Div. I Games:

South Carolina

Average RPI Win:	189	WON-LOST RECORD	WINNING PCT. RANK	LAST 10 GAMES	STRENGTH OF SCHEDULE	OPP. STRENGTH OF SCHEDULE	TEAM RPI	ADJ RPI	CONF. RPI	ADJ CONF. RPI	
DIV. I ONLY		14- 14	.5 155	4- 6	92	120	120	.52011 116	10	9	
DIV. I NON-CONF.		8- 5	.61538 114	1- 0	125	135	114	.53375 116	12	12	
<hr/>											
TOTALS	RPI 1-25	RPI 26-50		W-L RECORDS	RPI 51-100		RPI 101-150		RPI 150+		
14- 14	0- 1	0- 2		OVERALL	1- 8		2- 2		11- 1		
6- 6	0- 1	0- 1		HOME	0- 3		1- 1		5- 0		
4- 7	0- 0	0- 1		AWAY	0- 4		1- 1		3- 1		
4- 1	0- 0	0- 0		NEUTRAL	1- 1		0- 0		3- 0		
<hr/>											
8- 5	0- 1	0- 0		NON-CONFERENCE	1- 1		0- 2		7- 1		
3- 2	0- 1	0- 0		HOME	0- 0		0- 1		3- 0		
1- 3	0- 0	0- 0		AWAY	0- 1		0- 1		1- 1		
4- 0	0- 0	0- 0		NEUTRAL	1- 0		0- 0		3- 0		
<hr/>											
6- 9	0- 0	0- 2		CONFERENCE	0- 7		2- 0		4- 0		
3- 4	0- 0	0- 1		HOME	0- 3		1- 0		2- 0		
3- 4	0- 0	0- 1		AWAY	0- 3		1- 0		2- 0		
0- 1	0- 0	0- 0		NEUTRAL	0- 1		0- 0		0- 0		
<hr/>											
RPI S	Opponent	Score		RPI S	Opponent	Score		RPI S	Opponent	Score	
3 H	Nebraska	0 3		31 A	Colorado St.	0 3		58 A	TCU	0 3	
				31 H	Colorado St.	2 3		58 H	TCU	1 3	
								62 A	New Mexico St.	1 3	
								73 N	Delaware	3 1	
								82 A	Wyoming	0 3	
								82 H	Wyoming	2 3	
								82 N	Wyoming	1 3	
								99 A	San Diego St.	1 3	
								99 H	San Diego St.	2 3	

Non-Div. I Games:

New Mexico

Average RPI Win:	153	WON-LOST RECORD	WINNING PCT. RANK	LAST 10 GAMES	STRENGTH OF SCHEDULE	OPP. STRENGTH OF SCHEDULE	TEAM RPI	ADJ RPI	CONF. RPI	ADJ CONF. RPI		
DIV. I ONLY		15- 15	.5	155	4- 6	107	36	110	.51975	117	3	3
DIV. I NON-CONF.		8- 2	.8	40	0- 0	251	141	109	.53353	117	3	3
-----												
TOTALS	RPI 1-25	RPI 26-50		W-L RECORDS		RPI 51-100		RPI 101-150		RPI 150+		
15- 15	0- 6	2- 5		OVERALL		1- 0		6- 2		6- 2		
7- 6	0- 3	0- 3		HOME		0- 0		4- 0		3- 0		
5- 8	0- 3	2- 2		AWAY		1- 0		1- 2		1- 1		
3- 1	0- 0	0- 0		NEUTRAL		0- 0		1- 0		2- 1		
8- 2	0- 0	1- 0		NON-CONFERENCE		1- 0		2- 0		4- 2		
3- 0	0- 0	0- 0		HOME		0- 0		1- 0		2- 0		
2- 1	0- 0	1- 0		AWAY		1- 0		0- 0		0- 1		
3- 1	0- 0	0- 0		NEUTRAL		0- 0		1- 0		2- 1		
7- 13	0- 6	1- 5		CONFERENCE		0- 0		4- 2		2- 0		
4- 6	0- 3	0- 3		HOME		0- 0		3- 0		1- 0		
3- 7	0- 3	1- 2		AWAY		0- 0		1- 2		1- 0		
0- 0	0- 0	0- 0		NEUTRAL		0- 0		0- 0		0- 0		
RPI	S	Opponent	Score	RPI	S	Opponent	Score	RPI	S	Opponent	Score	
9	A	Southern California	0 <span>3</span>	30	A	Washington	0 <span>3</span>	82	A	Wyoming	3 2	
9	H	Southern California	0 <span>3</span>	30	H	Washington	0 <span>3</span>					
15	A	UCLA	0 <span>3</span>	34	A	California	3 2					
15	H	UCLA	1 <span>3</span>	34	H	California	1 <span>3</span>					
16	A	Stanford	1 <span>3</span>	43	A	Arizona	0 <span>3</span>					
16	H	Stanford	1 <span>3</span>	43	H	Arizona	1 <span>3</span>					
				44	A	Long Beach St.	3 2					

Non-Div. I Games:

Oregon St.



Average RPI Win:	213	WON-LOST	WINNING	LAST 10	STRENGTH OF	OPP. STRENGTH	TEAM	ADJ	CONF.	ADJ CONF.	
Average RPI Loss:	93	RECORD	PCT. RANK	GAMES	SCHEDULE	OF SCHEDULE	RPI	RPI	RPI	RPI	
DIV. I ONLY	20- 10	.66667	72	6- 4	224	166	122	.51963	118	17	17
DIV. I NON-CONF.	11- 3	.78571	44	0- 0	278	186	129	.52354	127	17	17
<hr/>											
TOTALS	RPI 1-25	RPI 26-50		W-L RECORDS		RPI 51-100		RPI 101-150		RPI 150+	
20- 10	0- 0	0- 3		OVERALL		3- 3		3- 3		14- 1	
12- 1	0- 0	0- 1		HOME		2- 0		2- 0		8- 0	
6- 6	0- 0	0- 2		AWAY		1- 2		1- 1		4- 1	
2- 3	0- 0	0- 0		NEUTRAL		0- 1		0- 2		2- 0	
<hr/>											
11- 3	0- 0	0- 1		NON-CONFERENCE		1- 1		2- 1		8- 0	
6- 0	0- 0	0- 0		HOME		0- 0		1- 0		5- 0	
3- 1	0- 0	0- 1		AWAY		1- 0		1- 0		1- 0	
2- 2	0- 0	0- 0		NEUTRAL		0- 1		0- 1		2- 0	
<hr/>											
9- 7	0- 0	0- 2		CONFERENCE		2- 2		1- 2		6- 1	
6- 1	0- 0	0- 1		HOME		2- 0		1- 0		3- 0	
3- 5	0- 0	0- 1		AWAY		0- 2		0- 1		3- 1	
0- 1	0- 0	0- 0		NEUTRAL		0- 0		0- 1		0- 0	
<hr/>											
RPI	S	Opponent	Score	RPI	S	Opponent	Score	RPI	S	Opponent	Score
26	A	San Diego	0 3	56	N	UC Santa Barbara	0 3	124	H	Georgetown	3 2
37	A	Dayton	0 3	79	A	Xavier	0 3	134	A	Duquesne	1 3
37	H	Dayton	0 3	79	H	Xavier	3 2	134	H	Duquesne	3 2
				80	A	Saint Louis	0 3	134	N	Duquesne	2 3
				80	H	Saint Louis	3 2	137	N	Indiana	2 3
				94	A	American	3 1	142	A	VCU	3 1
								158	H	Charlotte	3 1
								186	H	Central Conn. St.	3 0
								206	A	Rhode Island	1 3
								206	H	Rhode Island	3 2
								220	H	George Mason	3 1
								231	H	UNC Wilmington	3 0
								245	A	Temple	3 0
								266	N	Cornell	3 0
								273	A	Fordham	3 2
								273	H	Fordham	3 0
								292	A	Loyola Maryland	3 0
								307	H	Howard	3 0
								308	A	La Salle	3 0
								318	H	N.C. Central	3 0
								324	N	N.C. A&T	3 0
LAST 10 GAMES											
134	N	Duquesne	2 3	37	A	Dayton	0 3				
273	A	Fordham	3 2	79	A	Xavier	0 3				
206	A	Rhode Island	1 3	308	A	La Salle	3 0				
134	H	Duquesne	3 2	245	A	Temple	3 0				
80	H	Saint Louis	3 2	206	H	Rhode Island	3 2				

Non-Div. I Games:

George Washington

Average RPI Win: 214		WON-LOST	WINNING	LAST 10	STRENGTH OF		OPP. STRENGTH	TEAM	ADJ	CONF.	ADJ CONF.
Average RPI Loss: 122		RECORD	PCT. RANK	GAMES	SCHEDULE		OF SCHEDULE	RPI	RPI	RPI	RPI
DIV. I ONLY		20- 8	.71429	55	8- 2		250	169	113	.51887	119
DIV. I NON-CONF.		7- 5	.58333	130	1- 0		228	61	157	.49713	155
TOTALS		RPI 1-25	RPI 26-50		W-L RECORDS		RPI 51-100		RPI 101-150		RPI 150+
20- 8	0- 0	1- 2		OVERALL		0- 2		2- 0		17- 4	
9- 3	0- 0	0- 0		HOME		0- 2		1- 0		8- 1	
8- 5	0- 0	0- 2		AWAY		0- 0		1- 0		7- 3	
3- 0	0- 0	1- 0		NEUTRAL		0- 0		0- 0		2- 0	
7- 5	0- 0	1- 2		NON-CONFERENCE		0- 2		2- 0		4- 1	
2- 2	0- 0	0- 0		HOME		0- 2		1- 0		1- 0	
2- 3	0- 0	0- 2		AWAY		0- 0		1- 0		1- 1	
3- 0	0- 0	1- 0		NEUTRAL		0- 0		0- 0		2- 0	
13- 3	0- 0	0- 0		CONFERENCE		0- 0		0- 0		13- 3	
7- 1	0- 0	0- 0		HOME		0- 0		0- 0		7- 1	
6- 2	0- 0	0- 0		AWAY		0- 0		0- 0		6- 2	
0- 0	0- 0	0- 0		NEUTRAL		0- 0		0- 0		0- 0	
RPI S	Opponent	Score	RPI S	Opponent	Score	RPI S	Opponent	Score	RPI S	Opponent	Score
			31 A	Colorado St.	0 3	82 H	Wyoming	1 3	140 H	UNLV	3 0
			45 A	Baylor	2 3	96 H	UC Davis	2 3	150 A	Denver	3 0
			46 N	Wichita St.	3 1				156 A	Sacramento St.	0 3
									156 H	Sacramento St.	3 1
									171 A	Colorado	2 3
									179 A	Portland St.	3 2
									179 H	Portland St.	3 0
									188 A	Idaho St.	3 0
									188 H	Idaho St.	2 3
									189 A	Northern Ariz.	3 1
									189 H	Northern Ariz.	3 0
									201 A	Eastern Wash.	3 1
									201 H	Eastern Wash.	3 0
									209 A	Montana	2 3
									209 H	Montana	3 0
									255 A	Air Force	3 1
									265 N	McNeese St.	3 0
									280 N	Tex.-Pan American	3 0
									283 A	Weber St.	3 0
									283 H	Weber St.	3 0
									286 H	Seattle	3 0
									301 A	Montana St.	3 1
									301 H	Montana St.	3 0
LAST 10 GAMES			189 A	Northern Ariz.	3 1	286 H	Seattle	3 0			
			283 A	Weber St.	3 0	156 H	Sacramento St.	3 1			
			188 A	Idaho St.	3 0	209 A	Montana	2 3			
			201 H	Eastern Wash.	3 0	301 A	Montana St.	3 1			
			179 H	Portland St.	3 0	188 H	Idaho St.	2 3			

Non-Div. I Games:

Northern Colo.

Average RPI Win: 232		WON-LOST RECORD		WINNING PCT. RANK		LAST 10 GAMES		STRENGTH OF SCHEDULE		OPP. STRENGTH OF SCHEDULE		TEAM RPI		ADJ RPI		CONF. RPI		ADJ CONF. RPI	
Average RPI Loss: 110																			
DIV. I ONLY		21- 9		.7 61		8- 2		238		176		115		.51851 120		23		23	
DIV. I NON-CONF.		9- 6		.6 120		0- 0		275		130		183		.47699 183		24		23	
TOTALS		RPI 1-25		RPI 26-50		W-L RECORDS		RPI 51-100		RPI 101-150		RPI 150+							
21- 9		0- 1		0- 1		OVERALL		1- 3		0- 0		20- 4							
7- 5		0- 1		0- 0		HOME		1- 1		0- 0		6- 3							
9- 2		0- 0		0- 1		AWAY		0- 1		0- 0		9- 0							
5- 2		0- 0		0- 0		NEUTRAL		0- 1		0- 0		5- 1							
9- 6		0- 1		0- 1		NON-CONFERENCE		0- 1		0- 0		9- 3							
2- 3		0- 1		0- 0		HOME		0- 0		0- 0		2- 2							
3- 1		0- 0		0- 1		AWAY		0- 0		0- 0		3- 0							
4- 2		0- 0		0- 0		NEUTRAL		0- 1		0- 0		4- 1							
12- 3		0- 0		0- 0		CONFERENCE		1- 2		0- 0		11- 1							
5- 2		0- 0		0- 0		HOME		1- 1		0- 0		4- 1							
6- 1		0- 0		0- 0		AWAY		0- 1		0- 0		6- 0							
1- 0		0- 0		0- 0		NEUTRAL		0- 0		0- 0		1- 0							
RPI S	Opponent	Score		RPI S	Opponent	Score		RPI S	Opponent	Score		RPI S	Opponent	Score					
21 H	Western Ky.	1	3	47 A	Kansas	1	3	85 A	Lipscomb	2	3	152 H	Fla. Gulf Coast	2	3				
								85 H	Lipscomb	0	3	156 H	Sacramento St.	1	3				
								85 H	Lipscomb	3	1	168 N	South Dakota St.	1	3				
								97 N	Appalachian St.	0	3	176 A	Kennesaw St.	3	1				
												176 H	Kennesaw St.	3	0				
												181 H	Evansville	1	3				
												197 A	East Tenn. St.	3	0				
												197 H	East Tenn. St.	3	1				
												197 N	East Tenn. St.	3	2				
												203 N	UT Martin	3	2				
												211 N	South Ala.	3	0				
												212 A	UMKC	3	0				
												216 A	North Florida	3	1				
												221 A	Tulane	3	2				
												238 N	Lamar	3	0				
												244 A	Jacksonville	3	1				
												264 A	Mercer	3	1				
												279 A	Chattanooga	3	0				
												285 A	S.C. Upstate	3	0				
												285 H	S.C. Upstate	3	0				
												287 H	Murray St.	3	0				
												294 H	Stetson	3	0				
												298 H	Tennessee Tech	3	0				
												301 N	Montana St.	3	0				
				LAST 10 GAMES															
				85 H	Lipscomb	0	3	85 H	Lipscomb	3	1								
				197 N	East Tenn. St.	3	2	294 H	Stetson	3	0								
				197 A	East Tenn. St.	3	0	152 H	Fla. Gulf Coast	2	3								
				285 A	S.C. Upstate	3	0	244 A	Jacksonville	3	1								
				176 H	Kennesaw St.	3	0	216 A	North Florida	3	1								

Non-Div. I Games:

Belmont

Average RPI Win:	211	WON-LOST RECORD	WINNING PCT. RANK	LAST 10 GAMES	STRENGTH OF SCHEDULE	OPP. STRENGTH OF SCHEDULE	TEAM RPI	ADJ RPI	CONF. RPI	ADJ CONF. RPI	
DIV. I ONLY	17- 13	.56667	129	5- 5	119	145	108	.5183	121	8	10
DIV. I NON-CONF.	8- 4	.66667	81	0- 0	161	248	122	.52464	126	9	9
TOTALS	RPI 1-25	RPI 26-50	W-L RECORDS	RPI 51-100	RPI 101-150	RPI 150+					
17- 13	0- 2	0- 4	OVERALL	1- 3	0- 1	16- 3					
8- 4	0- 1	0- 2	HOME	0- 1	0- 0	8- 0					
5- 7	0- 1	0- 2	AWAY	0- 2	0- 1	5- 1					
4- 2	0- 0	0- 0	NEUTRAL	1- 0	0- 0	3- 2					
8- 4	0- 0	0- 0	NON-CONFERENCE	1- 1	0- 1	7- 2					
3- 0	0- 0	0- 0	HOME	0- 0	0- 0	3- 0					
1- 2	0- 0	0- 0	AWAY	0- 1	0- 1	1- 0					
4- 2	0- 0	0- 0	NEUTRAL	1- 0	0- 0	3- 2					
9- 9	0- 2	0- 4	CONFERENCE	0- 2	0- 0	9- 1					
5- 4	0- 1	0- 2	HOME	0- 1	0- 0	5- 0					
4- 5	0- 1	0- 2	AWAY	0- 1	0- 0	4- 1					
0- 0	0- 0	0- 0	NEUTRAL	0- 0	0- 0	0- 0					
RPI S Opponent	Score	RPI S Opponent	Score	RPI S Opponent	Score	RPI S Opponent	Score				
6 A UNI	1 3	42 A Missouri St.	2 3	61 A Creighton	1 3	102 A Utah Valley	2 3				
6 H UNI	1 3	42 H Missouri St.	2 3	61 H Creighton	2 3	159 N Stephen F. Austin	3 2				
		46 A Wichita St.	0 3	81 N UAB	3 2	181 A Evansville	3 0				
		46 H Wichita St.	0 3	82 A Wyoming	0 3	181 H Evansville	3 1				
						188 N Idaho St.	2 3				
						189 N Northern Ariz.	2 3				
						191 A Drake	3 0				
						191 H Drake	3 0				
						193 N Georgia St.	3 1				
						203 A UT Martin	3 0				
						204 A Indiana St.	0 3				
						204 H Indiana St.	3 1				
						218 A Bradley	3 0				
						218 H Bradley	3 1				
						227 A Southern Ill.	3 1				
						227 H Southern Ill.	3 1				
						257 H Western Ill.	3 1				
						276 H SIU Edwardsville	3 1				
						281 N CSU Bakersfield	3 0				
						299 H Loyola Chicago	3 0				
		LAST 10 GAMES									
		42 H Missouri St.	2 3	61 H Creighton	2 3						
		46 H Wichita St.	0 3	191 H Drake	3 0						
		204 A Indiana St.	0 3	6 A UNI	1 3						
		181 A Evansville	3 0	218 A Bradley	3 0						
		227 A Southern Ill.	3 1	204 H Indiana St.	3 1						

Non-Div. I Games:

Illinois St.

Average RPI Win: 221		WON-LOST RECORD	WINNING PCT. RANK	LAST 10 GAMES	STRENGTH OF SCHEDULE	OPP. STRENGTH OF SCHEDULE	TEAM RPI	ADJ RPI	CONF. RPI	ADJ CONF. RPI					
Average RPI Loss: 119															
DIV. I ONLY		23- 9	.71875	53	7- 3	259	195	125	.51787	122	16	15			
DIV. I NON-CONF.		13- 4	.76471	55	0- 0	306	247	164	.49006	165	16	16			
<hr/>															
TOTALS		RPI 1-25		RPI 26-50		W-L RECORDS		RPI 51-100		RPI 101-150		RPI 150+			
23- 9		0- 0		0- 1		OVERALL		2- 2		2- 4		19- 2			
9- 2		0- 0		0- 0		HOME		1- 1		0- 1		8- 0			
8- 4		0- 0		0- 0		AWAY		1- 1		1- 2		6- 1			
6- 3		0- 0		0- 1		NEUTRAL		0- 0		1- 1		5- 1			
<hr/>															
13- 4		0- 0		0- 1		NON-CONFERENCE		0- 0		1- 1		12- 2			
4- 0		0- 0		0- 0		HOME		0- 0		0- 0		4- 0			
3- 2		0- 0		0- 0		AWAY		0- 0		0- 1		3- 1			
6- 2		0- 0		0- 1		NEUTRAL		0- 0		1- 0		5- 1			
<hr/>															
10- 5		0- 0		0- 0		CONFERENCE		2- 2		1- 3		7- 0			
5- 2		0- 0		0- 0		HOME		1- 1		0- 1		4- 0			
5- 2		0- 0		0- 0		AWAY		1- 1		1- 1		3- 0			
0- 1		0- 0		0- 0		NEUTRAL		0- 0		0- 1		0- 0			
<hr/>															
RPI	S	Opponent	Score	RPI	S	Opponent	Score	RPI	S	Opponent	Score				
				49	N	Ohio St.	0 3	73	A	Delaware	3 0	103	A	James Madison	3 1
								73	H	Delaware	3 0	103	H	James Madison	1 3
								74	A	Northeastern	0 3	108	A	North Carolina St.	0 3
								74	H	Northeastern	2 3	142	A	VCU	1 3
												142	N	VCU	2 3
												144	N	Liberty	3 1
												162	N	North Texas	1 3
												180	A	West Virginia	3 1
												182	A	Hofstra	3 1
												182	H	Hofstra	3 0
												193	H	Georgia St.	3 1
												207	A	UMBC	3 0
												217	A	A&M-Corpus Christi	1 3
												220	A	George Mason	3 1
												220	H	George Mason	3 0
												225	N	Robert Morris	3 0
												231	H	UNC Wilmington	3 0
												236	N	New Hampshire	3 1
												239	A	William & Mary	3 0
												280	N	Tex.-Pan American	3 0
												282	N	Citadel	3 2
												292	N	Loyola Maryland	3 0
												295	H	Morgan St.	3 0
												295	H	Morgan St.	3 0
												307	H	Howard	3 0
												308	A	La Salle	3 0
												321	H	Coppin St.	3 0
LAST 10 GAMES															
				142	N	VCU	2 3	73	A	Delaware	3 0	295	H	Morgan St.	3 0
				103	A	James Madison	3 1	193	H	Georgia St.	3 1	295	H	Morgan St.	3 0
				220	A	George Mason	3 1	231	H	UNC Wilmington	3 0	307	H	Howard	3 0
				182	H	Hofstra	3 0	239	A	William & Mary	3 0	308	A	La Salle	3 0
				74	H	Northeastern	2 3	142	A	VCU	1 3	321	H	Coppin St.	3 0

Non-Div. I Games:

Towson

Average RPI Win:		166	WON-LOST RECORD		WINNING PCT. RANK		LAST 10 GAMES		STRENGTH OF SCHEDULE		OPP. STRENGTH OF SCHEDULE		TEAM RPI		ADJ RPI		CONF. RPI		ADJ CONF. RPI	
Average RPI Loss:		57																		
DIV. I ONLY			11- 16		.40741 209		4- 6		65		58		129		.51726 123		6		6	
DIV. I NON-CONF.			5- 6		.45455 193		0- 0		62		48		123		.52975 120		6		6	
TOTALS			RPI 1-25		RPI 26-50		W-L RECORDS		RPI 51-100		RPI 101-150		RPI 150+							
11- 16			0- 4		0- 2		OVERALL		2- 7		3- 3		6- 0							
4- 6			0- 1		0- 1		HOME		1- 4		1- 0		2- 0							
3- 8			0- 2		0- 1		AWAY		0- 3		0- 2		3- 0							
4- 2			0- 1		0- 0		NEUTRAL		1- 0		2- 1		1- 0							
5- 6			0- 2		0- 0		NON-CONFERENCE		1- 2		2- 2		2- 0							
0- 2			0- 0		0- 0		HOME		0- 2		0- 0		0- 0							
1- 2			0- 1		0- 0		AWAY		0- 0		0- 1		1- 0							
4- 2			0- 1		0- 0		NEUTRAL		1- 0		2- 1		1- 0							
6- 10			0- 2		0- 2		CONFERENCE		1- 5		1- 1		4- 0							
4- 4			0- 1		0- 1		HOME		1- 2		1- 0		2- 0							
2- 6			0- 1		0- 1		AWAY		0- 3		0- 1		2- 0							
0- 0			0- 0		0- 0		NEUTRAL		0- 0		0- 0		0- 0							
RPI S	Opponent		Score		RPI S	Opponent		Score		RPI S	Opponent		Score		RPI S	Opponent		Score		
4 A	Texas		0	3	26 A	San Diego		0	3	51 A	St. Mary's (CA)		2	3	102 A	Utah Valley		1	3	
14 A	Pepperdine		0	3	26 H	San Diego		2	3	51 H	St. Mary's (CA)		0	3	113 N	SMU		3	2	
14 H	Pepperdine		1	3						52 H	North Dakota		1	3	114 N	Cal Poly		3	1	
23 N	Michigan		1	3						56 H	UC Santa Barbara		1	3	132 A	Loyola Marymount		1	3	
										59 A	BYU		0	3	132 H	Loyola Marymount		3	0	
										59 H	BYU		0	3	149 N	Washington St.		1	3	
										76 N	UTSA		3	2	199 A	Gonzaga		3	1	
										89 A	San Francisco		1	3	199 H	Gonzaga		3	0	
										89 H	San Francisco		3	1	201 N	Eastern Wash.		3	0	
															208 A	Portland		3	1	
															208 H	Portland		3	0	
															286 A	Seattle		3	0	
LAST 10 GAMES																				
	51 H St. Mary's (CA)		0	3		14 A Pepperdine		0	3											
	26 A San Diego		0	3		59 H BYU		0	3											
	208 H Portland		3	0		89 H San Francisco		3	1											
	199 H Gonzaga		3	0		132 H Loyola Marymount		3	0											
	132 A Loyola Marymount		1	3		51 A St. Mary's (CA)		2	3											

Non-Div. I Games:

Santa Clara

Average RPI Win:		171	WON-LOST RECORD		WINNING PCT. RANK		LAST 10 GAMES		STRENGTH OF SCHEDULE		OPP. STRENGTH OF SCHEDULE		TEAM RPI		ADJ RPI		CONF. RPI		ADJ CONF. RPI				
Average RPI Loss:		96																					
DIV. I ONLY			14- 13		.51852 146		5- 5		112		114		126		.51691 124		11		11				
DIV. I NON-CONF.			8- 5		.61538 114		0- 0		82		133		87		.55447 84		11		11				
TOTALS		RPI 1-25		RPI 26-50		W-L RECORDS		RPI 51-100		RPI 101-150		RPI 150+											
14- 13		0- 1		0- 3		OVERALL		2- 4		3- 2		9- 3											
4- 3		0- 1		0- 1		HOME		0- 0		1- 1		3- 0											
5- 7		0- 0		0- 2		AWAY		1- 2		2- 1		2- 2											
5- 3		0- 0		0- 0		NEUTRAL		1- 2		0- 0		4- 1											
8- 5		0- 0		0- 1		NON-CONFERENCE		1- 2		2- 1		5- 1											
1- 0		0- 0		0- 0		HOME		0- 0		1- 0		0- 0											
2- 2		0- 0		0- 1		AWAY		0- 0		1- 1		1- 0											
5- 3		0- 0		0- 0		NEUTRAL		1- 2		0- 0		4- 1											
6- 8		0- 1		0- 2		CONFERENCE		1- 2		1- 1		4- 2											
3- 3		0- 1		0- 1		HOME		0- 0		0- 1		3- 0											
3- 5		0- 0		0- 1		AWAY		1- 2		1- 0		1- 2											
0- 0		0- 0		0- 0		NEUTRAL		0- 0		0- 0		0- 0											
RPI	S	Opponent		Score		RPI	S	Opponent		Score		RPI	S	Opponent		Score							
18	H	Cincinnati		0 3		34	A	California		0 3		54	A	Notre Dame		0 3		103	A	James Madison		3 2	
						38	H	Louisville		0 3		63	N	Arkansas		2 3		106	A	Syracuse		3 2	
						39	A	Marquette		0 3		94	N	American		1 3		118	A	George Washington		2 3	
												95	A	Seton Hall		3 2		125	H	Pittsburgh		1 3	
												97	N	Appalachian St.		3 0		142	H	VCU		3 0	
												98	A	Villanova		0 3		155	A	South Fla.		0 3	
																		156	N	Sacramento St.		1 3	
																		173	A	Wake Forest		3 0	
																		180	H	West Virginia		3 0	
																		185	H	Connecticut		3 2	
																		197	N	East Tenn. St.		3 2	
																		200	N	Texas-Arlington		3 1	
																		216	N	North Florida		3 0	
																		220	N	George Mason		3 0	
																		235	A	Rutgers		3 2	
																		248	H	St. John's (NY)		3 1	
																		253	A	DePaul		2 3	
						LAST 10 GAMES																	
						38	H	Louisville		0 3		185	H	Connecticut		3 2							
						18	H	Cincinnati		0 3		248	H	St. John's (NY)		3 1							
						155	A	South Fla.		0 3		98	A	Villanova		0 3							
						235	A	Rutgers		3 2		106	A	Syracuse		3 2							
						95	A	Seton Hall		3 2		39	A	Marquette		0 3							

Non-Div. I Games:

Georgetown

Average RPI Win:	202	WON-LOST RECORD	WINNING PCT. RANK	LAST 10 GAMES		STRENGTH OF SCHEDULE	OPP. STRENGTH OF SCHEDULE	TEAM RPI	ADJ RPI	CONF. RPI	ADJ CONF. RPI	
Average RPI Loss:	83											
DIV. I ONLY		18- 13	.58065	120	5- 5	162	118	124	.51655	125	11	11
DIV. I NON-CONF.		11- 5	.6875	78	1- 0	185	159	118	.52951	121	11	11
<hr/>												
TOTALS	RPI 1-25	RPI 26-50		W-L RECORDS		RPI 51-100		RPI 101-150		RPI 150+		
18- 13	0- 2	1- 2		OVERALL		0- 6		4- 1		13- 2		
12- 7	0- 1	0- 1		HOME		0- 4		3- 1		9- 0		
4- 5	0- 1	1- 0		AWAY		0- 2		1- 0		2- 2		
2- 1	0- 0	0- 1		NEUTRAL		0- 0		0- 0		2- 0		
11- 5	0- 1	0- 0		NON-CONFERENCE		0- 3		3- 0		8- 1		
9- 3	0- 1	0- 0		HOME		0- 2		3- 0		6- 0		
0- 2	0- 0	0- 0		AWAY		0- 1		0- 0		0- 1		
2- 0	0- 0	0- 0		NEUTRAL		0- 0		0- 0		2- 0		
7- 8	0- 1	1- 2		CONFERENCE		0- 3		1- 1		5- 1		
3- 4	0- 0	0- 1		HOME		0- 2		0- 1		3- 0		
4- 3	0- 1	1- 0		AWAY		0- 1		1- 0		2- 1		
0- 1	0- 0	0- 1		NEUTRAL		0- 0		0- 0		0- 0		
<hr/>												
RPI S	Opponent	Score		RPI S	Opponent	Score		RPI S	Opponent	Score		
11 H	Penn St.	0	3	38 A	Louisville	3	1	54 H	Notre Dame	0	3	
18 A	Cincinnati	0	3	38 N	Louisville	1	3	57 H	Ohio	2	3	
				39 H	Marquette	0	3	73 H	Delaware	2	3	
								84 A	UCF	0	3	
								95 H	Seton Hall	1	3	
								98 A	Villanova	1	3	

**Non-Div. I Games:**

Pittsburgh



Average RPI Win:	163	WON-LOST RECORD	WINNING PCT. RANK	LAST 10 GAMES	STRENGTH OF SCHEDULE	OPP. STRENGTH OF SCHEDULE	TEAM RPI	ADJ RPI	CONF. RPI	ADJ CONF. RPI	
DIV. I ONLY		10- 19	.34483 247	1- 9	45	44	142	.51624 126	4	4	
DIV. I NON-CONF.		6- 4	.6 120	0- 0	55	72	66	.57262 67	4	4	
<hr/>											
TOTALS	RPI 1-25	RPI 26-50		W-L RECORDS	RPI 51-100		RPI 101-150		RPI 150+		
10- 19	0- 7	1- 3		OVERALL	1- 4		4- 5		4- 0		
4- 6	0- 3	0- 0		HOME	0- 2		3- 1		1- 0		
2- 10	0- 4	1- 0		AWAY	0- 2		1- 4		0- 0		
4- 3	0- 0	0- 3		NEUTRAL	1- 0		0- 0		3- 0		
<hr/>											
6- 4	0- 1	1- 3		NON-CONFERENCE	1- 0		0- 0		4- 0		
1- 0	0- 0	0- 0		HOME	0- 0		0- 0		1- 0		
1- 1	0- 1	1- 0		AWAY	0- 0		0- 0		0- 0		
4- 3	0- 0	0- 3		NEUTRAL	1- 0		0- 0		3- 0		
<hr/>											
4- 15	0- 6	0- 0		CONFERENCE	0- 4		4- 5		0- 0		
3- 6	0- 3	0- 0		HOME	0- 2		3- 1		0- 0		
1- 9	0- 3	0- 0		AWAY	0- 2		1- 4		0- 0		
0- 0	0- 0	0- 0		NEUTRAL	0- 0		0- 0		0- 0		
<hr/>											
RPI S	Opponent	Score	RPI S	Opponent	Score	RPI S	Opponent	Score	RPI S	Opponent	Score
12 A	Kentucky	0 3	28 N	Oklahoma	0 3	63 A	Arkansas	1 3	104 A	Ole Miss	1 3
12 H	Kentucky	2 3	32 N	Missouri	0 3	63 H	Arkansas	0 3	104 H	Ole Miss	3 0
13 A	Tennessee	0 3	33 N	North Carolina	0 3	72 A	LSU	1 3	110 A	Georgia	1 3
13 H	Tennessee	1 3	48 A	Middle Tenn.	3 2	72 H	LSU	1 3	115 A	South Carolina	1 3
20 A	Florida	0 3				92 N	FIU	3 2	115 H	South Carolina	3 0
20 H	Florida	0 3							128 A	Mississippi St.	2 3
24 A	Miami (FL)	0 3							128 H	Mississippi St.	0 3
									139 A	Alabama	3 2
									139 H	Alabama	3 0
									198 N	Boston College	3 0
									249 N	Florida A&M	3 0
									258 N	Austin Peay	3 1
									284 H	Alabama A&M	3 0
<hr/>											
LAST 10 GAMES											
20 A	Florida	0 3	139 A	Alabama	3 2						
115 A	South Carolina	1 3	104 A	Ole Miss	1 3						
128 H	Mississippi St.	0 3	12 H	Kentucky	2 3						
63 H	Arkansas	0 3	13 H	Tennessee	1 3						
72 H	LSU	1 3	72 A	LSU	1 3						

Non-Div. I Games:

Auburn

T  
o  
l  
e  
d  
o

Toledo				Through Games Of November 20, 2011															
Average RPI Win: 169		WON-LOST RECORD		WINNING PCT. RANK		LAST 10 GAMES		STRENGTH OF SCHEDULE		OPP. STRENGTH OF SCHEDULE		TEAM RPI		ADJ RPI		CONF. RPI		ADJ CONF. RPI	
DIV. I ONLY		10- 18		.35714 239		4- 6		32		74		130		.51192 127		7		7	
DIV. I NON-CONF.		5- 7		.41667 210		0- 0		67		77		138		.5097 142		8		8	
TOTALS		RPI 1-25		RPI 26-50		W-L RECORDS		RPI 51-100		RPI 101-150		RPI 150+							
10- 18		0- 4		0- 6		OVERALL		2- 4		3- 3		5- 1							
7- 7		0- 1		0- 3		HOME		1- 1		3- 2		3- 0							
2- 8		0- 2		0- 3		AWAY		0- 3		0- 0		2- 0							
1- 3		0- 1		0- 0		NEUTRAL		1- 0		0- 1		0- 1							
5- 7		0- 2		0- 2		NON-CONFERENCE		1- 0		2- 2		2- 1							
4- 2		0- 0		0- 1		HOME		0- 0		2- 1		2- 0							
0- 2		0- 1		0- 1		AWAY		0- 0		0- 0		0- 0							
1- 3		0- 1		0- 0		NEUTRAL		1- 0		0- 1		0- 1							
5- 11		0- 2		0- 4		CONFERENCE		1- 4		1- 1		3- 0							
3- 5		0- 1		0- 2		HOME		1- 1		1- 1		1- 0							
2- 6		0- 1		0- 2		AWAY		0- 3		0- 0		2- 0							
0- 0		0- 0		0- 0		NEUTRAL		0- 0		0- 0		0- 0							
RPI	S	Opponent		Score		RPI	S	Opponent		Score		RPI	S	Opponent		Score			
17	A	Northern Ill.		0 3		29	A	Michigan St.		0 3		57	A	Ohio		0 3			
17	H	Northern Ill.		1 3		35	A	Western Mich.		2 3		68	A	Eastern Mich.		0 3			
19	N	Texas A&M		0 3		35	H	Western Mich.		0 3		68	H	Eastern Mich.		3 2			
23	A	Michigan		1 3		36	A	Ball St.		1 3		78	A	Central Mich.		2 3			
						36	H	Ball St.		2 3		78	H	Central Mich.		1 3			
						49	H	Ohio St.		1 3		79	N	Xavier		3 2			

T  
o  
l  
e  
d  
o

Non-Div. I Games:

Toledo

Average RPI Win:	129	WON-LOST RECORD	WINNING PCT. RANK	LAST 10 GAMES	STRENGTH OF SCHEDULE	OPP. STRENGTH OF SCHEDULE	TEAM RPI	ADJ RPI	CONF. RPI	ADJ CONF. RPI		
DIV. I ONLY		12- 17	.41379	207	2- 8	83	49	137	.51186	128	4	4
DIV. I NON-CONF.		5- 4	.55556	145	0- 0	150	165	142	.50879	143	4	4
<hr/>												
TOTALS	RPI 1-25	RPI 26-50		W-L RECORDS		RPI 51-100		RPI 101-150		RPI 150+		
12- 17	1- 5	1- 0		OVERALL		1- 5		7- 5		2- 2		
5- 8	1- 2	0- 0		HOME		0- 2		3- 2		1- 2		
4- 8	0- 3	0- 0		AWAY		0- 3		3- 2		1- 0		
3- 1	0- 0	1- 0		NEUTRAL		1- 0		1- 1		0- 0		
5- 4	0- 0	1- 0		NON-CONFERENCE		1- 1		1- 1		2- 2		
1- 2	0- 0	0- 0		HOME		0- 0		0- 0		1- 2		
1- 1	0- 0	0- 0		AWAY		0- 1		0- 0		1- 0		
3- 1	0- 0	1- 0		NEUTRAL		1- 0		1- 1		0- 0		
7- 13	1- 5	0- 0		CONFERENCE		0- 4		6- 4		0- 0		
4- 6	1- 2	0- 0		HOME		0- 2		3- 2		0- 0		
3- 7	0- 3	0- 0		AWAY		0- 2		3- 2		0- 0		
0- 0	0- 0	0- 0		NEUTRAL		0- 0		0- 0		0- 0		
RPI S	Opponent	Score	RPI S	Opponent	Score	RPI S	Opponent	Score	RPI S	Opponent	Score	
12 A	Kentucky	0 3	45 N	Baylor	3 1	63 A	Arkansas	0 3	104 A	Ole Miss	3 2	
12 H	Kentucky	3 0				63 H	Arkansas	0 3	104 H	Ole Miss	0 3	
13 A	Tennessee	1 3				72 A	LSU	0 3	105 N	UTEP	3 2	
13 H	Tennessee	0 3				72 H	LSU	2 3	110 A	Georgia	1 3	
20 A	Florida	0 3				87 A	Pacific	0 3	110 H	Georgia	1 3	
20 H	Florida	0 3				93 N	Army	3 1	115 A	South Carolina	0 3	
									115 H	South Carolina	3 2	
									126 A	Auburn	3 0	
									126 H	Auburn	3 2	
									134 N	Duquesne	0 3	
									139 A	Alabama	3 0	
									139 H	Alabama	3 1	
									203 H	UT Martin	1 3	
									227 H	Southern Ill.	2 3	
									238 A	Lamar	3 0	
									311 H	Southeastern La.	3 0	
<hr/>												
LAST 10 GAMES												
139 H Alabama						3	1	12 A Kentucky	0	3		
104 H Ole Miss						0	3	72 H LSU	2	3		
126 A Auburn						3	0	63 H Arkansas	0	3		
110 A Georgia						1	3	20 A Florida	0	3		
13 A Tennessee						1	3	115 A South Carolina	0	3		

Non-Div. I Games:

Mississippi St.

Average RPI Win: 182		WON-LOST RECORD	WINNING PCT. RANK	LAST 10 GAMES	STRENGTH OF SCHEDULE	OPP. STRENGTH OF SCHEDULE	TEAM RPI	ADJ RPI	CONF. RPI	ADJ CONF. RPI		
Average RPI Loss: 119												
DIV. I ONLY		18- 11	.62069 97	8- 2	196	127	121	.51142 129	14	14		
DIV. I NON-CONF.		6- 4	.6 120	1- 0	290	157	193	.4647 194	14	14		
<hr/>												
TOTALS		RPI 1-25		RPI 26-50		W-L RECORDS		RPI 51-100		RPI 101-150		RPI 150+
18- 11		0- 0		0- 3		OVERALL		3- 3		3- 3		12- 2
10- 2		0- 0		0- 1		HOME		2- 1		2- 0		6- 0
5- 7		0- 0		0- 1		AWAY		1- 2		0- 3		4- 1
3- 2		0- 0		0- 1		NEUTRAL		0- 0		1- 0		2- 1
6- 4		0- 0		0- 0		NON-CONFERENCE		1- 1		2- 2		3- 1
3- 0		0- 0		0- 0		HOME		1- 0		1- 0		1- 0
0- 3		0- 0		0- 0		AWAY		0- 1		0- 2		0- 0
3- 1		0- 0		0- 0		NEUTRAL		0- 0		1- 0		2- 1
12- 7		0- 0		0- 3		CONFERENCE		2- 2		1- 1		9- 1
7- 2		0- 0		0- 1		HOME		1- 1		1- 0		5- 0
5- 4		0- 0		0- 1		AWAY		1- 1		0- 1		4- 1
0- 1		0- 0		0- 1		NEUTRAL		0- 0		0- 0		0- 0
RPI S	Opponent	Score	RPI S	Opponent	Score	RPI S	Opponent	Score	RPI S	Opponent	Score	
			40 A	North Dakota St.	0 3	68 A	Eastern Mich.	0 3	127 A	Toledo	1 3	
			40 H	North Dakota St.	0 3	75 A	IPFW	3 1	130 A	IUPUI	2 3	
			40 N	North Dakota St.	1 3	75 H	IPFW	0 3	130 H	IUPUI	3 1	
						78 H	Central Mich.	3 2	136 H	Bowling Green	3 0	
						88 A	Oral Roberts	1 3	145 A	Iowa	2 3	
						88 H	Oral Roberts	3 0	147 N	Niagara	3 2	
									168 A	South Dakota St.	3 1	
									168 H	South Dakota St.	3 0	
									175 A	South Dakota	3 2	
									175 H	South Dakota	3 1	
									212 A	UMKC	3 1	
									212 H	UMKC	3 0	
									219 A	Southern Utah	3 1	
									219 H	Southern Utah	3 0	
									254 H	Wright St.	3 0	
									254 N	Wright St.	3 1	
									257 A	Western Ill.	1 3	
									257 H	Western Ill.	3 1	
									299 N	Loyola Chicago	2 3	
									317 N	Chicago St.	3 0	
<hr/>												
LAST 10 GAMES												
			40 N	North Dakota St.	1 3	219 H	Southern Utah	3 0				
			257 H	Western Ill.	3 1	88 H	Oral Roberts	3 0				
			130 H	IUPUI	3 1	40 A	North Dakota St.	0 3				
			212 A	UMKC	3 1	168 A	South Dakota St.	3 1				
			175 A	South Dakota	3 2	136 H	Bowling Green	3 0				

Non-Div. I Games:

Oakland

Average RPI Win: 209		WON-LOST RECORD		WINNING PCT. RANK		LAST 10 GAMES		STRENGTH OF SCHEDULE		OPP. STRENGTH OF SCHEDULE		TEAM RPI		ADJ RPI		CONF. RPI		ADJ CONF. RPI					
DIV. I ONLY		15- 16		.48387 168		5- 5		82		116		123		.5111 130		14		14					
DIV. I NON-CONF.		7- 6		.53846 154		2- 0		50		60		72		.55995 75		14		14					
TOTALS		RPI 1-25		RPI 26-50		W-L RECORDS		RPI 51-100		RPI 101-150		RPI 150+											
15- 16		0- 4		0- 3		OVERALL		0- 5		1- 1		14- 3											
8- 6		0- 0		0- 2		HOME		0- 3		1- 0		7- 1											
5- 7		0- 1		0- 1		AWAY		0- 2		0- 1		5- 2											
2- 3		0- 3		0- 0		NEUTRAL		0- 0		0- 0		2- 0											
7- 6		0- 4		0- 1		NON-CONFERENCE		0- 1		0- 0		7- 0											
3- 2		0- 0		0- 1		HOME		0- 1		0- 0		3- 0											
2- 1		0- 1		0- 0		AWAY		0- 0		0- 0		2- 0											
2- 3		0- 3		0- 0		NEUTRAL		0- 0		0- 0		2- 0											
8- 10		0- 0		0- 2		CONFERENCE		0- 4		1- 1		7- 3											
5- 4		0- 0		0- 1		HOME		0- 2		1- 0		4- 1											
3- 6		0- 0		0- 1		AWAY		0- 2		0- 1		3- 2											
0- 0		0- 0		0- 0		NEUTRAL		0- 0		0- 0		0- 0											
RPI	S	Opponent		Score		RPI	S	Opponent		Score		RPI	S	Opponent		Score							
2	N	Iowa St.		0 3		36	H	Ball St.		0 3		68	H	Eastern Mich.		1 3							
6	N	UNI		0 3		40	A	North Dakota St.		2 3		75	A	IPFW		1 3							
17	A	Northern Ill.		1 3		40	H	North Dakota St.		1 3		75	H	IPFW		2 3							
18	N	Cincinnati		0 3								88	A	Oral Roberts		1 3							
												88	H	Oral Roberts		0 3							
														129 A Oakland		1 3							
														129 H Oakland		3 2							
														166 H Valparaiso		3 1							
														168 A South Dakota St.		2 3							
														168 H South Dakota St.		3 0							
														175 A South Dakota		3 1							
														175 H South Dakota		3 2							
														194 H Marshall		3 0							
														204 A Indiana St.		3 0							
														212 A UMKC		3 0							
														212 H UMKC		2 3							
														214 A Kent St.		3 0							
														219 A Southern Utah		1 3							
														219 H Southern Utah		3 1							
														225 N Robert Morris		3 0							
														239 N William & Mary		3 2							
														257 A Western Ill.		3 0							
														257 H Western Ill.		3 1							
														294 H Stetson		3 0							
LAST 10 GAMES																							
75 A IPFW						1 3						212 H UMKC						2 3					
129 A Oakland						1 3						166 H Valparaiso						3 1					
204 A Indiana St.						3 0						88 A Oral Roberts						1 3					
257 H Western Ill.						3 1						219 A Southern Utah						1 3					
175 H South Dakota						3 2						168 H South Dakota St.						3 0					

Non-Div. I Games:

IUPUI

Average RPI Win:	216	WON-LOST	WINNING	LAST 10	STRENGTH OF	OPP. STRENGTH	TEAM	ADJ	CONF.	ADJ CONF.	
Average RPI Loss:	93	RECORD	PCT. RANK	GAMES	SCHEDULE	OF SCHEDULE	RPI	RPI	RPI	RPI	
DIV. I ONLY	18- 13	.58065	120	6- 4	159	155	127	.51009	131	20	20
DIV. I NON-CONF.	5- 7	.41667	210	0- 0	115	101	162	.49482	161	18	18
<hr/>											
TOTALS	RPI 1-25	RPI 26-50		W-L RECORDS	RPI 51-100		RPI 101-150		RPI 150+		
18- 13	0- 1	0- 1		OVERALL	1- 7		0- 2		17- 2		
11- 1	0- 0	0- 0		HOME	1- 1		0- 0		10- 0		
5- 6	0- 0	0- 0		AWAY	0- 2		0- 2		5- 2		
2- 6	0- 1	0- 1		NEUTRAL	0- 4		0- 0		2- 0		
<hr/>											
5- 7	0- 1	0- 1		NON-CONFERENCE	0- 3		0- 2		5- 0		
3- 0	0- 0	0- 0		HOME	0- 0		0- 0		3- 0		
1- 2	0- 0	0- 0		AWAY	0- 0		0- 2		1- 0		
1- 5	0- 1	0- 1		NEUTRAL	0- 3		0- 0		1- 0		
<hr/>											
13- 6	0- 0	0- 0		CONFERENCE	1- 4		0- 0		12- 2		
8- 1	0- 0	0- 0		HOME	1- 1		0- 0		7- 0		
4- 4	0- 0	0- 0		AWAY	0- 2		0- 0		4- 2		
1- 1	0- 0	0- 0		NEUTRAL	0- 1		0- 0		1- 0		
<hr/>											
RPI S	Opponent	Score		RPI S	Opponent	Score		RPI S	Opponent	Score	
18 N	Cincinnati	1	3	28 N	Oklahoma	0	3	52 N	North Dakota	1	3
				60 N	Rice	1	3	149 A	Washington St.	1	3
				70 A	Texas St.	1	3	159 A	Stephen F. Austin	3	2
				70 H	Texas St.	0	3	159 H	Stephen F. Austin	3	1
				76 A	UTSA	0	3	162 A	North Texas	3	1
				76 H	UTSA	3	2	187 H	Central Ark.	3	2
				76 N	UTSA	0	3	200 A	Texas-Arlington	1	3
				89 N	San Francisco	0	3	200 H	Texas-Arlington	3	0
								200 N	Texas-Arlington	3	2
								217 A	A&M-Corpus Christi	2	3
								217 H	A&M-Corpus Christi	3	1
				217 H	A&M-Corpus Christi	3	2				
				234 A	Nicholls St.	3	1				
				235 H	Rutgers	3	1				
				238 A	Lamar	3	1				
				242 H	Northwestern St.	3	1				
				246 N	Manhattan	3	0				
				265 A	McNeese St.	3	0				
				268 H	Louisiana Tech	3	0				
				280 H	Tex.-Pan American	3	1				
				311 H	Southeastern La.	3	0				
<hr/>											
LAST 10 GAMES											
76 N UTSA				0	3	76 H UTSA		3	2		
200 N Texas-Arlington				3	2	70 A Texas St.		1	3		
265 A McNeese St.				3	0	200 A Texas-Arlington		1	3		
238 A Lamar				3	1	311 H Southeastern La.		3	0		
217 H A&M-Corpus Christi				3	2	70 H Texas St.		0	3		

Non-Div. I Games:

Sam Houston St.

L  
o  
y  
o  
l  
a  
M  
a  
r  
y  
m  
o  
u  
n  
t

Loyola Marymount

Average RPI Win:	225	WON-LOST	WINNING	LAST 10	STRENGTH OF	OPP. STRENGTH	TEAM	ADJ	CONF.	ADJ CONF.	
Average RPI Loss:	94	RECORD	PCT. RANK	GAMES	SCHEDULE	OF SCHEDULE	RPI	RPI	RPI	RPI	
DIV. I ONLY	18- 15	.54545	139	6- 4	124	170	128	.50859	133	18	18
DIV. I NON-CONF.	8- 8	.5	164	0- 0	133	122	151	.50024	153	20	21
<hr/>											
TOTALS	RPI 1-25	RPI 26-50		W-L RECORDS	RPI 51-100		RPI 101-150		RPI 150+		
18- 15	0- 0	0- 3		OVERALL	2- 8		0- 1		16- 3		
12- 5	0- 0	0- 0		HOME	2- 3		0- 0		10- 2		
5- 5	0- 0	0- 2		AWAY	0- 2		0- 0		5- 1		
1- 5	0- 0	0- 1		NEUTRAL	0- 3		0- 1		1- 0		
<hr/>											
8- 8	0- 0	0- 3		NON-CONFERENCE	1- 2		0- 1		7- 2		
7- 2	0- 0	0- 0		HOME	1- 0		0- 0		6- 2		
1- 2	0- 0	0- 2		AWAY	0- 0		0- 0		1- 0		
0- 4	0- 0	0- 1		NEUTRAL	0- 2		0- 1		0- 0		
<hr/>											
10- 7	0- 0	0- 0		CONFERENCE	1- 6		0- 0		9- 1		
5- 3	0- 0	0- 0		HOME	1- 3		0- 0		4- 0		
4- 3	0- 0	0- 0		AWAY	0- 2		0- 0		4- 1		
1- 1	0- 0	0- 0		NEUTRAL	0- 1		0- 0		1- 0		
<hr/>											
RPI S	Opponent	Score	RPI S	Opponent	Score	RPI S	Opponent	Score	RPI S	Opponent	Score
			26 N	San Diego	1 3	57 H	Ohio	3 0	138 N	Arizona St.	1 3
			27 A	Kansas St.	0 3	59 N	BYU	1 3	159 H	Stephen F. Austin	2 3
			33 A	North Carolina	0 3	64 H	Samford	1 3	168 H	South Dakota St.	2 3
						65 A	Furman	1 3	177 A	Elon	3 1
						65 H	Furman	3 0	193 H	Georgia St.	3 1
						71 A	Col. of Charleston	1 3	196 A	Davidson	3 0
						71 H	Col. of Charleston	2 3	196 H	Davidson	3 0
						97 H	Appalachian St.	1 3	216 H	North Florida	3 0
						97 N	Appalachian St.	2 3	222 A	Western Caro.	3 1
						100 N	Idaho	0 3	237 H	Presbyterian	3 1
									240 A	UNC Greensboro	2 3
									244 H	Jacksonville	3 0
									264 A	Mercer	3 0
									272 H	Wofford	3 1
									272 N	Wofford	3 0
									279 H	Chattanooga	3 0
									282 A	Citadel	3 0
									282 H	Citadel	3 0
									288 H	South Carolina St.	3 1
									301 H	Montana St.	3 0
<hr/>											
LAST 10 GAMES											
			97 N	Appalachian St.	2 3	282 H	Citadel	3 0			
			272 N	Wofford	3 0	71 H	Col. of Charleston	2 3			
			65 A	Furman	1 3	279 H	Chattanooga	3 0			
			196 A	Davidson	3 0	64 H	Samford	1 3			
			222 A	Western Caro.	3 1	177 A	Elon	3 1			

Non-Div. I Games:

Ga. Southern



Average RPI Win:	213	WON-LOST	WINNING	LAST 10	STRENGTH OF	OPP. STRENGTH	TEAM	ADJ	CONF.	ADJ CONF.	
Average RPI Loss:	113	RECORD	PCT. RANK	GAMES	SCHEDULE	OF SCHEDULE	RPI	RPI	RPI	RPI	
DIV. I ONLY	19- 13	.59375	111	4- 6	170	197	131	.50821	134	17	17
DIV. I NON-CONF.	10- 5	.66667	81	0- 1	141	202	108	.5421	102	17	17
<hr/>											
TOTALS	RPI 1-25	RPI 26-50		W-L RECORDS	RPI 51-100		RPI 101-150		RPI 150+		
19- 13	0- 0	0- 2		OVERALL	2- 5		3- 3		14- 3		
10- 1	0- 0	0- 0		HOME	0- 1		1- 0		9- 0		
3- 11	0- 0	0- 2		AWAY	0- 3		0- 3		3- 3		
6- 1	0- 0	0- 0		NEUTRAL	2- 1		2- 0		2- 0		
<hr/>											
10- 5	0- 0	0- 0		NON-CONFERENCE	2- 3		1- 2		7- 0		
4- 0	0- 0	0- 0		HOME	0- 0		0- 0		4- 0		
1- 4	0- 0	0- 0		AWAY	0- 2		0- 2		1- 0		
5- 1	0- 0	0- 0		NEUTRAL	2- 1		1- 0		2- 0		
<hr/>											
9- 8	0- 0	0- 2		CONFERENCE	0- 2		2- 1		7- 3		
6- 1	0- 0	0- 0		HOME	0- 1		1- 0		5- 0		
2- 7	0- 0	0- 2		AWAY	0- 1		0- 1		2- 3		
1- 0	0- 0	0- 0		NEUTRAL	0- 0		1- 0		0- 0		
<hr/>											
RPI S	Opponent	Score	RPI S	Opponent	Score	RPI S	Opponent	Score	RPI S	Opponent	Score
			37 A Dayton	0 3	62 N New Mexico St.	3 0	111 A Cleveland St.	0 3			
			37 A Dayton	0 3	75 N IPFW	3 0	118 A George Washington	2 3			
					79 A Xavier	0 3	118 H George Washington	3 1			
					80 H Saint Louis	0 3	118 N George Washington	3 2			
					87 A Pacific	0 3	125 A Pittsburgh	1 3			
					91 A Northwestern	1 3	128 N Mississippi St.	3 0			
					93 N Army	2 3	158 A Charlotte	2 3			
							158 H Charlotte	3 2			
							202 N Colgate	3 1			
							206 A Rhode Island	0 3			
							206 H Rhode Island	3 0			
							225 A Robert Morris	3 1			
							232 H Marist	3 0			
							245 A Temple	2 3			
							245 H Temple	3 0			
							252 H Eastern Ky.	3 0			
							253 N DePaul	3 0			
							273 A Fordham	3 2			
							273 H Fordham	3 1			
							296 H Saint Francis (PA)	3 0			
							307 H Howard	3 0			
							308 A La Salle	3 0			
							308 H La Salle	3 0			
<hr/>											
			LAST 10 GAMES								
			37 A Dayton	0 3	118 A George Washington	2 3	308 H Saint Louis	0 3			
			118 N George Washington	3 2	158 A Charlotte	2 3					
			308 A La Salle	3 0	273 H Fordham	3 1					
			245 A Temple	2 3	206 H Rhode Island	3 0					
			125 A Pittsburgh	1 3	80 H Saint Louis	0 3					

Non-Div. I Games:

Duquesne



Average RPI Win:		226	WON-LOST RECORD		WINNING PCT. RANK		LAST 10 GAMES		STRENGTH OF SCHEDULE		OPP. STRENGTH OF SCHEDULE		TEAM RPI		ADJ RPI		CONF. RPI		ADJ CONF. RPI		
Average RPI Loss:		88																			
DIV. I ONLY			19- 12		.6129 104		3- 7		202		159		132		.50697 136		7		7		
DIV. I NON-CONF.			13- 1		.92857 11		0- 1		265		298		84		.5548 83		8		8		
TOTALS		RPI 1-25		RPI 26-50		W-L RECORDS		RPI 51-100		RPI 101-150		RPI 150+									
19- 12		0- 2		1- 2		OVERALL		0- 4		2- 2		16- 2									
6- 5		0- 1		1- 0		HOME		0- 3		1- 0		4- 1									
7- 6		0- 0		0- 2		AWAY		0- 1		1- 2		6- 1									
6- 1		0- 1		0- 0		NEUTRAL		0- 0		0- 0		6- 0									
13- 1		0- 0		1- 0		NON-CONFERENCE		0- 0		0- 1		12- 0									
3- 0		0- 0		1- 0		HOME		0- 0		0- 0		2- 0									
4- 1		0- 0		0- 0		AWAY		0- 0		0- 1		4- 0									
6- 0		0- 0		0- 0		NEUTRAL		0- 0		0- 0		6- 0									
6- 11		0- 2		0- 2		CONFERENCE		0- 4		2- 1		4- 2									
3- 5		0- 1		0- 0		HOME		0- 3		1- 0		2- 1									
3- 5		0- 0		0- 2		AWAY		0- 1		1- 1		2- 1									
0- 1		0- 1		0- 0		NEUTRAL		0- 0		0- 0		0- 0									
RPI	S	Opponent		Score		RPI	S	Opponent		Score		RPI	S	Opponent		Score					
17	H	Northern Ill.		2 <span>3</span>		29	H	Michigan St.		3 1		127	A	Toledo		3 1					
17	N	Northern Ill.		0 <span>3</span>		35	A	Western Mich.		1 <span>3</span>		57	H	Ohio		2 <span>3</span>		129	A	Oakland	0 <span>3</span>
						36	A	Ball St.		0 <span>3</span>		68	H	Eastern Mich.		0 <span>3</span>		141	A	Miami (OH)	1 <span>3</span>
												78	H	Central Mich.		2 <span>3</span>		141	H	Miami (OH)	3 2
																		155	A	South Fla.	3 0
																		195	N	Md.-East. Shore	3 2
																		213	A	Buffalo	0 <span>3</span>
																		213	H	Buffalo	2 <span>3</span>
																		214	A	Kent St.	3 0
																		214	H	Kent St.	3 0
																		224	N	Stony Brook	3 0
																		230	A	Akron	3 0
																		230	H	Akron	3 0
																		252	N	Eastern Ky.	3 2
																		254	A	Wright St.	3 0
																		255	N	Air Force	3 0
																		259	H	Canisius	3 0
																		276	H	SIU Edwardsville	3 1
																		289	A	Bucknell	3 0
																		309	A	Navy	3 0
																		313	N	Bethune-Cookman	3 0
																		321	N	Coppin St.	3 0
LAST 10 GAMES																					
						17	N	Northern Ill.		0 <span>3</span>		57	H	Ohio		2 <span>3</span>					
						17	H	Northern Ill.		2 <span>3</span>		214	H	Kent St.		3 0					
						141	A	Miami (OH)		1 <span>3</span>		36	A	Ball St.		0 <span>3</span>					
						230	A	Akron		3 0		127	A	Toledo		3 1					
						213	A	Buffalo		0 <span>3</span>		129	A	Oakland		0 <span>3</span>					

Non-Div. I Games:

Bowling Green

Average RPI Win:	217	WON-LOST RECORD	WINNING PCT. RANK	LAST 10 GAMES	STRENGTH OF SCHEDULE	OPP. STRENGTH OF SCHEDULE	TEAM RPI	ADJ RPI	CONF. RPI	ADJ CONF. RPI		
DIV. I ONLY		9- 21	.3	269	1- 9	29	35	145	.50589	137	2	2
DIV. I NON-CONF.		8- 4	.66667	81	0- 0	126	208	97	.54314	101	1	1
<hr/>												
TOTALS	RPI 1-25	RPI 26-50		W-L RECORDS		RPI 51-100		RPI 101-150		RPI 150+		
9- 21	0- 9	0- 5		OVERALL		0- 5		3- 2		6- 0		
7- 8	0- 4	0- 2		HOME		0- 2		2- 0		5- 0		
0- 11	0- 5	0- 3		AWAY		0- 2		0- 1		0- 0		
2- 2	0- 0	0- 0		NEUTRAL		0- 1		1- 1		1- 0		
<hr/>												
8- 4	0- 0	0- 1		NON-CONFERENCE		0- 2		2- 1		6- 0		
6- 0	0- 0	0- 0		HOME		0- 0		1- 0		5- 0		
0- 2	0- 0	0- 1		AWAY		0- 1		0- 0		0- 0		
2- 2	0- 0	0- 0		NEUTRAL		0- 1		1- 1		1- 0		
<hr/>												
1- 17	0- 9	0- 4		CONFERENCE		0- 3		1- 1		0- 0		
1- 8	0- 4	0- 2		HOME		0- 2		1- 0		0- 0		
0- 9	0- 5	0- 2		AWAY		0- 1		0- 1		0- 0		
0- 0	0- 0	0- 0		NEUTRAL		0- 0		0- 0		0- 0		
<hr/>												
RPI	S	Opponent	Score	RPI	S	Opponent	Score	RPI	S	Opponent	Score	
1	A	Illinois	1 <span>3</span>	26	A	San Diego	0 <span>3</span>	53	H	Wisconsin	1 <span>3</span>	
1	H	Illinois	1 <span>3</span>	29	A	Michigan St.	1 <span>3</span>	56	N	UC Santa Barbara	2 <span>3</span>	
3	A	Nebraska	0 <span>3</span>	29	H	Michigan St.	1 <span>3</span>	66	A	Virginia Tech	1 <span>3</span>	
3	H	Nebraska	0 <span>3</span>	49	A	Ohio St.	0 <span>3</span>	91	A	Northwestern	0 <span>3</span>	
5	A	Purdue	2 <span>3</span>	49	H	Ohio St.	1 <span>3</span>	91	H	Northwestern	0 <span>3</span>	
11	A	Penn St.	0 <span>3</span>									
11	H	Penn St.	0 <span>3</span>									
23	A	Michigan	0 <span>3</span>									
23	H	Michigan	0 <span>3</span>									
				LAST 10 GAMES								
				49	A	Ohio St.	0 <span>3</span>	91	H	Northwestern	0 <span>3</span>	
				11	A	Penn St.	0 <span>3</span>	23	A	Michigan	0 <span>3</span>	
				145	H	Iowa	3 2	29	A	Michigan St.	1 <span>3</span>	
				3	H	Nebraska	0 <span>3</span>	53	H	Wisconsin	1 <span>3</span>	
				1	H	Illinois	1 <span>3</span>	5	A	Purdue	2 <span>3</span>	

**Non-Div. I Games:**

Indiana

Average RPI Win: 135		WON-LOST	WINNING	LAST 10	STRENGTH OF		OPP. STRENGTH	TEAM	ADJ	CONF.	ADJ CONF.
Average RPI Loss: 56		RECORD	PCT. RANK	GAMES	SCHEDULE		OF SCHEDULE	RPI	RPI	RPI	RPI
DIV. I ONLY		8- 21	.27586	278	3- 7		17	24	135	.50559	138
DIV. I NON-CONF.		4- 5	.44444	199	0- 0		25	43	79	.55569	81
TOTALS		RPI 1-25	RPI 26-50		W-L RECORDS		RPI 51-100		RPI 101-150		RPI 150+
8- 21		0- 9	1- 6		OVERALL		0- 0		4- 5		3- 1
5- 8		0- 4	1- 2		HOME		0- 0		3- 1		1- 1
1- 11		0- 5	0- 3		AWAY		0- 0		0- 3		1- 0
2- 2		0- 0	0- 1		NEUTRAL		0- 0		1- 1		1- 0
4- 5		0- 1	1- 2		NON-CONFERENCE		0- 0		2- 1		1- 1
2- 1		0- 0	1- 0		HOME		0- 0		1- 0		0- 1
0- 2		0- 1	0- 1		AWAY		0- 0		0- 0		0- 0
2- 2		0- 0	0- 1		NEUTRAL		0- 0		1- 1		1- 0
4- 16		0- 8	0- 4		CONFERENCE		0- 0		2- 4		2- 0
3- 7		0- 4	0- 2		HOME		0- 0		2- 1		1- 0
1- 9		0- 4	0- 2		AWAY		0- 0		0- 3		1- 0
0- 0		0- 0	0- 0		NEUTRAL		0- 0		0- 0		0- 0
RPI S	Opponent	Score	RPI S	Opponent	Score	RPI S	Opponent	Score	RPI S	Opponent	Score
2 A	Iowa St.	1 3	26 N	San Diego	0 3				117 A	Oregon St.	2 3
9 A	Southern California	1 3	30 A	Washington	2 3				117 H	Oregon St.	3 0
9 H	Southern California	1 3	30 H	Washington	0 3				133 N	Ga. Southern	3 1
15 A	UCLA	0 3	33 A	North Carolina	0 3				135 A	Utah	0 3
15 H	UCLA	0 3	34 A	California	1 3				135 H	Utah	3 2
16 A	Stanford	0 3	34 H	California	0 3				145 N	Iowa	1 3
16 H	Stanford	1 3	50 H	Milwaukee	3 1				149 A	Washington St.	0 3
25 A	Oregon	1 3							149 H	Washington St.	2 3
25 H	Oregon	1 3							150 H	Denver	3 0
									154 N	Southern Miss.	3 1
									170 H	San Jose St.	1 3
									171 A	Colorado	3 0
									171 H	Colorado	3 1
LAST 10 GAMES											
15 A	UCLA	0 3	25 H	Oregon	1 3						
9 A	Southern California	1 3	149 A	Washington St.	0 3						
135 H	Utah	3 2	30 A	Washington	2 3						
171 H	Colorado	3 1	16 H	Stanford	1 3						
117 H	Oregon St.	3 0	34 H	California	0 3						

Non-Div. I Games:

Arizona St.

Average RPI Win: 176		WON-LOST	WINNING	LAST 10	STRENGTH OF		OPP. STRENGTH	TEAM	ADJ	CONF.	ADJ CONF.	
Average RPI Loss: 67		RECORD	PCT. RANK	GAMES	SCHEDULE		OF SCHEDULE	RPI	RPI	RPI	RPI	
DIV. I ONLY		11- 19	.36667	236	72		66	156	.50491	139	4	4
DIV. I NON-CONF.		7- 4	.63636	96	120		180	105	.54351	100	4	4
<hr/>												
TOTALS		RPI 1-25	RPI 26-50		W-L RECORDS		RPI 51-100		RPI 101-150		RPI 150+	
11- 19		0- 6	0- 1		OVERALL		1- 6		5- 6		5- 0	
7- 7		0- 3	0- 0		HOME		1- 2		3- 2		3- 0	
2- 10		0- 3	0- 0		AWAY		0- 3		2- 4		0- 0	
2- 2		0- 0	0- 1		NEUTRAL		0- 1		0- 0		2- 0	
7- 4		0- 0	0- 1		NON-CONFERENCE		1- 2		1- 1		5- 0	
4- 0		0- 0	0- 0		HOME		1- 0		0- 0		3- 0	
1- 2		0- 0	0- 0		AWAY		0- 1		1- 1		0- 0	
2- 2		0- 0	0- 1		NEUTRAL		0- 1		0- 0		2- 0	
4- 15		0- 6	0- 0		CONFERENCE		0- 4		4- 5		0- 0	
3- 7		0- 3	0- 0		HOME		0- 2		3- 2		0- 0	
1- 8		0- 3	0- 0		AWAY		0- 2		1- 3		0- 0	
0- 0		0- 0	0- 0		NEUTRAL		0- 0		0- 0		0- 0	
RPI	S	Opponent	Score	RPI	S	Opponent	Score	RPI	S	Opponent	Score	
12	A	Kentucky	0 3	49	N	Ohio St.	1 3	58	N	TCU	1 3	104 H Ole Miss 3 1
12	H	Kentucky	0 3					63	A	Arkansas	0 3	110 A Georgia 3 1
13	A	Tennessee	0 3					63	H	Arkansas	1 3	110 H Georgia 3 0
13	H	Tennessee	0 3					64	A	Samford	2 3	113 A SMU 2 3
20	A	Florida	0 3					70	H	Texas St.	3 2	115 A South Carolina 0 3
20	H	Florida	0 3					72	A	LSU	0 3	115 H South Carolina 3 0
								72	H	LSU	1 3	126 A Auburn 0 3
												126 H Auburn 2 3
												127 A Toledo 3 1
												128 A Mississippi St. 1 3
												128 H Mississippi St. 0 3
												210 N Penn 3 2
												238 N Lamar 3 0
												258 H Austin Peay 3 1
												284 H Alabama A&M 3 0
												310 H Alabama St. 3 0
<hr/>												
				LAST 10 GAMES								
				128	A	Mississippi St.	1 3	126	H	Auburn	2 3	
				13	H	Tennessee	0 3	110	H	Georgia	3 0	
				12	H	Kentucky	0 3	63	A	Arkansas	0 3	
				115	A	South Carolina	0 3	72	A	LSU	0 3	
				20	A	Florida	0 3	20	H	Florida	0 3	

Non-Div. I Games:

Alabama

Average RPI Win: 175		WON-LOST	WINNING	LAST 10	STRENGTH OF		OPP. STRENGTH	TEAM	ADJ	CONF.	ADJ CONF.
Average RPI Loss: 94		RECORD	PCT. RANK	GAMES	SCHEDULE		OF SCHEDULE	RPI	RPI	RPI	RPI
DIV. I ONLY		14- 17	.45161	186	4- 6		79	140	133	.50462	140
DIV. I NON-CONF.		8- 6	.57143	136	1- 0		179	168	149	.50426	148
TOTALS		RPI 1-25	RPI 26-50		W-L RECORDS		RPI 51-100		RPI 101-150		RPI 150+
14- 17	0- 0	0- 4		OVERALL		5- 6		1- 4		8- 3	
5- 8	0- 0	0- 2		HOME		1- 3		1- 2		3- 1	
4- 6	0- 0	0- 1		AWAY		1- 2		0- 2		3- 1	
5- 3	0- 0	0- 1		NEUTRAL		3- 1		0- 0		2- 1	
8- 6	0- 0	0- 1		NON-CONFERENCE		1- 2		1- 2		6- 1	
3- 3	0- 0	0- 1		HOME		0- 1		1- 1		2- 0	
2- 1	0- 0	0- 0		AWAY		0- 0		0- 1		2- 0	
3- 2	0- 0	0- 0		NEUTRAL		1- 1		0- 0		2- 1	
6- 11	0- 0	0- 3		CONFERENCE		4- 4		0- 2		2- 2	
2- 5	0- 0	0- 1		HOME		1- 2		0- 1		1- 1	
2- 5	0- 0	0- 1		AWAY		1- 2		0- 1		1- 1	
2- 1	0- 0	0- 1		NEUTRAL		2- 0		0- 0		0- 0	
RPI S	Opponent	Score	RPI S	Opponent	Score	RPI S	Opponent	Score	RPI S	Opponent	Score
			31 A	Colorado St.	0 3	58 A	TCU	3 1	112 H	Cal St. Northridge	2 3
			31 H	Colorado St.	2 3	58 H	TCU	0 3	116 A	New Mexico	0 3
			31 N	Colorado St.	0 3	58 N	TCU	3 1	116 H	New Mexico	1 3
			45 H	Baylor	2 3	82 A	Wyoming	1 3	119 A	Northern Colo.	0 3
						82 H	Wyoming	2 3	142 H	Fresno St.	3 2
						86 N	Morehead St.	3 2	160 A	Boise St.	2 3
						89 H	San Francisco	0 3	160 H	Boise St.	2 3
						96 N	UC Davis	0 3	171 N	Colorado	1 3
						99 A	San Diego St.	1 3	187 N	Central Ark.	3 0
						99 H	San Diego St.	3 0	201 H	Eastern Wash.	3 1
						99 N	San Diego St.	3 0	219 H	Southern Utah	3 2
									242 N	Northwestern St.	3 2
									255 A	Air Force	3 1
									255 H	Air Force	3 0
									261 A	Nevada	3 0
									281 A	CSU Bakersfield	3 2
LAST 10 GAMES											
			31 N	Colorado St.	0 3	116 H	New Mexico	1 3			
			58 N	TCU	3 1	58 H	TCU	0 3			
			99 N	San Diego St.	3 0	31 A	Colorado St.	0 3			
			160 A	Boise St.	2 3	82 A	Wyoming	1 3			
			255 A	Air Force	3 1	281 A	CSU Bakersfield	3 2			

Non-Div. I Games:

UNLV

[illegible]

**Non-Div. I Games:**

Miami (OH)



Average RPI Win: 227		WON-LOST RECORD		WINNING PCT. RANK		LAST 10 GAMES		STRENGTH OF SCHEDULE		OPP. STRENGTH OF SCHEDULE		TEAM RPI		ADJ RPI		CONF. RPI		ADJ CONF. RPI	
Average RPI Loss: 76																			
DIV. I ONLY		13- 14		.48148 173		5- 5		141		134		155		.5034 142		13		13	
DIV. I NON-CONF.		6- 7		.46154 188		1- 0		137		137		166		.49667 157		13		13	
TOTALS		RPI 1-25		RPI 26-50		W-L RECORDS		RPI 51-100		RPI 101-150		RPI 150+							
13- 14		0- 2		0- 3		OVERALL		0- 5		0- 3		13- 1							
6- 5		0- 1		0- 1		HOME		0- 2		0- 1		6- 0							
6- 6		0- 1		0- 1		AWAY		0- 2		0- 1		6- 1							
1- 3		0- 0		0- 1		NEUTRAL		0- 1		0- 1		1- 0							
6- 7		0- 0		0- 3		NON-CONFERENCE		0- 1		0- 3		6- 0							
2- 2		0- 0		0- 1		HOME		0- 0		0- 1		2- 0							
3- 2		0- 0		0- 1		AWAY		0- 0		0- 1		3- 0							
1- 3		0- 0		0- 1		NEUTRAL		0- 1		0- 1		1- 0							
7- 7		0- 2		0- 0		CONFERENCE		0- 4		0- 0		7- 1							
4- 3		0- 1		0- 0		HOME		0- 2		0- 0		4- 0							
3- 4		0- 1		0- 0		AWAY		0- 2		0- 0		3- 1							
0- 0		0- 0		0- 0		NEUTRAL		0- 0		0- 0		0- 0							
RPI	S	Opponent		Score	RPI	S	Opponent		Score	RPI	S	Opponent		Score	RPI	S	Opponent		Score
7	A	Hawaii		0 3	26	H	San Diego		0 3	62	A	New Mexico St.		0 3	112	N	Cal St. Northridge		0 3
7	H	Hawaii		1 3	30	A	Washington		0 3	62	H	New Mexico St.		0 3	114	H	Cal Poly		2 3
					45	N	Baylor		0 3	89	N	San Francisco		0 3	140	A	UNLV		2 3
										100	A	Idaho		2 3	151	H	Long Island		3 0
										100	H	Idaho		1 3	156	A	Sacramento St.		3 1
															170	A	San Jose St.		3 2
															170	H	San Jose St.		3 1
															172	A	Utah St.		1 3
															172	H	Utah St.		3 2
															232	N	Marist		3 0
															261	A	Nevada		3 2
															261	H	Nevada		3 1
															268	A	Louisiana Tech		3 0
															268	H	Louisiana Tech		3 0
															281	A	CSU Bakersfield		3 0
															281	H	CSU Bakersfield		3 1
															286	A	Seattle		3 0
					LAST 10 GAMES														
					172	H	Utah St.		3 2	7	H	Hawaii		1 3					
					100	H	Idaho		1 3	261	H	Nevada		3 1					
					268	A	Louisiana Tech		3 0	281	A	CSU Bakersfield		3 0					
					62	A	New Mexico St.		0 3	100	A	Idaho		2 3					
					170	H	San Jose St.		3 1	172	A	Utah St.		1 3					

Non-Div. I Games:

Fresno St.

Average RPI Win:	202	WON-LOST RECORD	WINNING PCT. RANK	LAST 10 GAMES	STRENGTH OF SCHEDULE	OPP. STRENGTH OF SCHEDULE	TEAM RPI	ADJ RPI	CONF. RPI	ADJ CONF. RPI									
DIV. I ONLY		17- 16	.51515	154	8- 2	143	143	143	.5034	142	16	15							
DIV. I NON-CONF.		7- 9	.4375	202	1- 0	144	96	175	.48833	167	16	16							
<hr/>																			
TOTALS	RPI 1-25	RPI 26-50		W-L RECORDS		RPI 51-100		RPI 101-150		RPI 150+									
17- 16	0- 1	0- 3		OVERALL		2- 5		3- 4		12- 3									
8- 3	0- 0	0- 0		HOME		0- 1		1- 2		7- 0									
5- 9	0- 1	0- 1		AWAY		0- 2		1- 2		4- 3									
4- 4	0- 0	0- 2		NEUTRAL		2- 2		1- 0		1- 0									
<hr/>																			
7- 9	0- 1	0- 3		NON-CONFERENCE		1- 2		1- 2		5- 1									
3- 1	0- 0	0- 0		HOME		0- 0		0- 1		3- 0									
2- 4	0- 1	0- 1		AWAY		0- 0		1- 1		1- 1									
2- 4	0- 0	0- 2		NEUTRAL		1- 2		0- 0		1- 0									
<hr/>																			
10- 7	0- 0	0- 0		CONFERENCE		1- 3		2- 2		7- 2									
5- 2	0- 0	0- 0		HOME		0- 1		1- 1		4- 0									
3- 5	0- 0	0- 0		AWAY		0- 2		0- 1		3- 2									
2- 0	0- 0	0- 0		NEUTRAL		1- 0		1- 0		0- 0									
<hr/>																			
RPI S	Opponent	Score	RPI S	Opponent	Score	RPI S	Opponent	Score	RPI S	Opponent	Score								
5	A	Purdue	0	3	29	A	Michigan St.	1	3	71	N	Col. of Charleston	3	1	103	A	James Madison	1	3
					36	N	Ball St.	1	3	73	A	Delaware	2	3	103	H	James Madison	0	3
					45	N	Baylor	0	3	73	H	Delaware	1	3	118	H	George Washington	1	3
										74	A	Northeastern	2	3	122	H	Towson	3	1
										74	N	Northeastern	3	2	122	N	Towson	3	2
										77	N	Sacred Heart	2	3	124	A	Georgetown	0	3
										79	N	Xavier	0	3	144	A	Liberty	3	0
															169	A	Maryland	0	3
															173	A	Wake Forest	3	2
															182	A	Hofstra	3	0
															193	A	Georgia St.	0	3
															193	H	Georgia St.	3	1
															220	A	George Mason	1	3
															220	H	George Mason	3	2
															231	A	UNC Wilmington	3	1
															231	H	UNC Wilmington	3	1
															239	A	William & Mary	3	0
															239	H	William & Mary	3	0
															266	H	Cornell	3	1
															304	N	Quinnipiac	3	0
															307	H	Howard	3	0
															324	H	N.C. A&T	3	0
<hr/>																			
LAST 10 GAMES																			
73 A Delaware					2	3	231 H UNC Wilmington					3	1						
74 N Northeastern					3	2	173 A Wake Forest					3	2						
122 N Towson					3	2	74 A Northeastern					2	3						
239 H William & Mary					3	0	182 A Hofstra					3	0						
193 H Georgia St.					3	1	220 H George Mason					3	2						

**Non-Div. I Games:**

VCU

[illegible]

**Non-Div. I Games:**

Liberty

Iowa				Through Games Of November 20, 2011											
Average RPI Win:	203	WON-LOST RECORD	WINNING PCT. RANK	LAST 10 GAMES	STRENGTH OF SCHEDULE	OPP. STRENGTH OF SCHEDULE	TEAM RPI	ADJ RPI	CONF. RPI	ADJ CONF. RPI					
DIV. I ONLY		11- 20	.35484	241	0- 10	99	18	162	.50185	145	2	2			
DIV. I NON-CONF.		10- 3	.76923	50	0- 0	223	136	104	.54387	98	1	1			
<hr/>															
TOTALS		RPI 1-25		RPI 26-50		W-L RECORDS		RPI 51-100		RPI 101-150		RPI 150+			
11- 20		0- 10		0- 5		OVERALL		1- 4		3- 1		7- 0			
5- 10		0- 4		0- 3		HOME		1- 3		2- 0		2- 0			
1- 10		0- 6		0- 2		AWAY		0- 1		0- 1		1- 0			
5- 0		0- 0		0- 0		NEUTRAL		0- 0		1- 0		4- 0			
10- 3		0- 1		0- 1		NON-CONFERENCE		1- 1		2- 0		7- 0			
4- 2		0- 0		0- 1		HOME		1- 1		1- 0		2- 0			
1- 1		0- 1		0- 0		AWAY		0- 0		0- 0		1- 0			
5- 0		0- 0		0- 0		NEUTRAL		0- 0		1- 0		4- 0			
1- 17		0- 9		0- 4		CONFERENCE		0- 3		1- 1		0- 0			
1- 8		0- 4		0- 2		HOME		0- 2		1- 0		0- 0			
0- 9		0- 5		0- 2		AWAY		0- 1		0- 1		0- 0			
0- 0		0- 0		0- 0		NEUTRAL		0- 0		0- 0		0- 0			
RPI	S	Opponent	Score	RPI	S	Opponent	Score	RPI	S	Opponent	Score	RPI	S	Opponent	Score
2	A	Iowa St.	0 3	29	A	Michigan St.	0 3	53	A	Wisconsin	0 3	129	H	Oakland	3 2
3	A	Nebraska	0 3	29	H	Michigan St.	0 3	53	H	Wisconsin	0 3	137	A	Indiana	2 3
5	A	Purdue	2 3	39	H	Marquette	1 3	78	H	Central Mich.	3 2	137	H	Indiana	3 2
5	H	Purdue	0 3	49	A	Ohio St.	1 3	80	H	Saint Louis	2 3	138	N	Arizona St.	3 1
10	A	Minnesota	0 3	49	H	Ohio St.	1 3	91	H	Northwestern	0 3	154	N	Southern Miss.	3 1
10	H	Minnesota	1 3									163	A	Columbia	3 1
11	A	Penn St.	1 3									248	N	St. John's (NY)	3 1
11	H	Penn St.	0 3									250	N	Binghamton	3 0
23	A	Michigan	0 3									299	H	Loyola Chicago	3 0
23	H	Michigan	2 3									317	H	Chicago St.	3 0
												323	N	St. Francis (NY)	3 0
<hr/>															
				LAST 10 GAMES											
				10	H	Minnesota	1 3	29	H	Michigan St.	0 3				
				53	H	Wisconsin	0 3	49	A	Ohio St.	1 3				
				137	A	Indiana	2 3	11	A	Penn St.	1 3				
				5	A	Purdue	2 3	91	H	Northwestern	0 3				
				23	H	Michigan	2 3	3	A	Nebraska	0 3				

Non-Div. I Games:

Iowa

Average RPI Win:		161	WON-LOST RECORD		WINNING PCT. RANK		LAST 10 GAMES		STRENGTH OF SCHEDULE		OPP. STRENGTH OF SCHEDULE		TEAM RPI		ADJ RPI		CONF. RPI		ADJ CONF. RPI					
Average RPI Loss:		93																						
DIV. I ONLY			13- 15		.46429 180		5- 5		127		95		151		.5005 146		9		8					
DIV. I NON-CONF.			5- 7		.41667 210		0- 0		128		115		177		.48145 175		7		7					
TOTALS		RPI 1-25		RPI 26-50		W-L RECORDS		RPI 51-100		RPI 101-150		RPI 150+												
13- 15		0- 1		0- 3		OVERALL		4- 5		1- 4		8- 2												
6- 4		0- 0		0- 1		HOME		3- 1		1- 1		2- 1												
5- 8		0- 0		0- 2		AWAY		1- 3		0- 3		4- 0												
2- 3		0- 1		0- 0		NEUTRAL		0- 1		0- 0		2- 1												
5- 7		0- 1		0- 1		NON-CONFERENCE		1- 2		0- 1		4- 2												
1- 1		0- 0		0- 0		HOME		1- 0		0- 0		0- 1												
2- 3		0- 0		0- 1		AWAY		0- 1		0- 1		2- 0												
2- 3		0- 1		0- 0		NEUTRAL		0- 1		0- 0		2- 1												
8- 8		0- 0		0- 2		CONFERENCE		3- 3		1- 3		4- 0												
5- 3		0- 0		0- 1		HOME		2- 1		1- 1		2- 0												
3- 5		0- 0		0- 1		AWAY		1- 2		0- 2		2- 0												
0- 0		0- 0		0- 0		NEUTRAL		0- 0		0- 0		0- 0												
RPI S	Opponent		Score		RPI S	Opponent		Score		RPI S	Opponent		Score		RPI S	Opponent		Score						
15 N	UCLA		0 3		43 A	Arizona		1 3		56 A	UC Santa Barbara		1 3		112 A	Cal St. Northridge		0 3						
					44 A	Long Beach St.		1 3		56 H	UC Santa Barbara		3 2		112 H	Cal St. Northridge		0 3						
					44 H	Long Beach St.		0 3		59 H	BYU		3 1		114 A	Cal Poly		0 3						
										87 A	Pacific		2 3		114 H	Cal Poly		3 0						
										87 H	Pacific		0 3		132 A	Loyola Marymount		1 3						
										96 A	UC Davis		3 2		167 A	UC Irvine		3 1						
										96 H	UC Davis		3 0		167 H	UC Irvine		3 1						
										99 A	San Diego St.		2 3		172 H	Utah St.		1 3						
										100 N	Idaho		0 3		175 N	South Dakota		2 3						
															192 A	UC Riverside		3 2						
															192 H	UC Riverside		3 2						
															201 N	Eastern Wash.		3 0						
															209 A	Montana		3 1						
															237 N	Presbyterian		3 0						
															304 A	Quinnipiac		3 0						
					LAST 10 GAMES																			
					167 H	UC Irvine		3 1		192 H	UC Riverside		3 2											
					87 A	Pacific		2 3		112 H	Cal St. Northridge		0 3											
					96 A	UC Davis		3 2		114 A	Cal Poly		0 3											
					44 H	Long Beach St.		0 3		56 A	UC Santa Barbara		1 3											
					167 A	UC Irvine		3 1		96 H	UC Davis		3 0											

Non-Div. I Games:

Cal St. Fullerton

Average RPI Win:	254	WON-LOST RECORD	WINNING PCT. RANK	LAST 10 GAMES	STRENGTH OF SCHEDULE	OPP. STRENGTH OF SCHEDULE	TEAM RPI	ADJ RPI	CONF. RPI	ADJ CONF. RPI		
DIV. I ONLY		25- 8	.75758	37	9- 1	287	277	136	.49977	147	30	30
DIV. I NON-CONF.		6- 7	.46154	188	0- 0	291	161	242	.42826	239	30	30
<hr/>												
TOTALS	RPI 1-25	RPI 26-50		W-L RECORDS		RPI 51-100		RPI 101-150		RPI 150+		
25- 8	0- 0	0- 0		OVERALL		0- 1		1- 4		24- 3		
9- 1	0- 0	0- 0		HOME		0- 0		1- 0		8- 1		
11- 3	0- 0	0- 0		AWAY		0- 0		0- 2		11- 1		
5- 4	0- 0	0- 0		NEUTRAL		0- 1		0- 2		5- 1		
<hr/>												
6- 7	0- 0	0- 0		NON-CONFERENCE		0- 1		1- 4		5- 2		
1- 0	0- 0	0- 0		HOME		0- 0		1- 0		0- 0		
2- 3	0- 0	0- 0		AWAY		0- 0		0- 2		2- 1		
3- 4	0- 0	0- 0		NEUTRAL		0- 1		0- 2		3- 1		
<hr/>												
19- 1	0- 0	0- 0		CONFERENCE		0- 0		0- 0		19- 1		
8- 1	0- 0	0- 0		HOME		0- 0		0- 0		8- 1		
9- 0	0- 0	0- 0		AWAY		0- 0		0- 0		9- 0		
2- 0	0- 0	0- 0		NEUTRAL		0- 0		0- 0		2- 0		
<hr/>												
RPI	S	Opponent	Score	RPI	S	Opponent	Score	RPI	S	Opponent	Score	
				94 N American 1 3				105 N UTEP 0 3				
								106 H Syracuse 3 2				
								127 A Toledo 0 3				
								129 N Oakland 2 3				
								137 A Indiana 0 3				
								165 A Fairfield 3 0				
								165 H Fairfield 3 1				
								165 N Fairfield 3 1				
								199 N Gonzaga 0 3				
								213 A Buffalo 1 3				
								232 A Marist 3 2				
								232 H Marist 3 0				
								243 A Siena 3 1				
								243 H Siena 0 3				
								246 A Manhattan 3 2				
								246 H Manhattan 3 0				
								250 A Binghamton 3 0				
								254 N Wright St. 3 0				
								259 A Canisius 3 0				
								259 H Canisius 3 1				
								259 N Canisius 3 0				
								266 A Cornell 3 0				
								269 A Iona 3 0				
								269 H Iona 3 2				
								274 N Eastern Ill. 3 1				
				292 A Loyola Maryland 3 0								
				292 H Loyola Maryland 3 0								
LAST 10 GAMES												
165 N Fairfield 3 1				243 H Siena 0 3				269 A Iona 3 0				
259 N Canisius 3 0				246 A Manhattan 3 2				269 H Iona 3 2				
292 A Loyola Maryland 3 0				325 A Saint Peter's 3 0				274 N Eastern Ill. 3 1				
320 A Rider 3 0				269 H Iona 3 2				292 A Loyola Maryland 3 0				
232 H Marist 3 0				165 H Fairfield 3 1				292 H Loyola Maryland 3 0				

**Non-Div. I Games:**

Niagara

RPI	S	Opponent	Score	
312	N	Delaware St.	3	0
320	A	Rider	3	0
320	H	Rider	3	0
325	A	Saint Peter's	3	0
325	H	Saint Peter's	3	0

Niagara

N  
i  
a  
g  
a  
r  
a

N  
i  
a  
g  
a  
r  
a





Average RPI Win:	174	WON-LOST RECORD	WINNING PCT. RANK	LAST 10 GAMES	STRENGTH OF SCHEDULE	OPP. STRENGTH OF SCHEDULE	TEAM RPI	ADJ RPI	CONF. RPI	ADJ CONF. RPI		
DIV. I ONLY		12- 18	.4	215	1- 9	102	38	152	.49842	149	3	3
DIV. I NON-CONF.		8- 2	.8	40	0- 0	207	153	85	.54902	90	3	3
<hr/>												
TOTALS	RPI 1-25	RPI 26-50		W-L RECORDS		RPI 51-100		RPI 101-150		RPI 150+		
12- 18	0- 9	0- 4		OVERALL		1- 0		5- 3		6- 2		
6- 7	0- 4	0- 2		HOME		1- 0		3- 1		2- 0		
3- 9	0- 4	0- 2		AWAY		0- 0		1- 2		2- 1		
3- 2	0- 1	0- 0		NEUTRAL		0- 0		1- 0		2- 1		
8- 2	0- 1	0- 0		NON-CONFERENCE		1- 0		2- 0		5- 1		
3- 0	0- 0	0- 0		HOME		1- 0		1- 0		1- 0		
2- 0	0- 0	0- 0		AWAY		0- 0		0- 0		2- 0		
3- 2	0- 1	0- 0		NEUTRAL		0- 0		1- 0		2- 1		
4- 16	0- 8	0- 4		CONFERENCE		0- 0		3- 3		1- 1		
3- 7	0- 4	0- 2		HOME		0- 0		2- 1		1- 0		
1- 9	0- 4	0- 2		AWAY		0- 0		1- 2		0- 1		
0- 0	0- 0	0- 0		NEUTRAL		0- 0		0- 0		0- 0		
RPI	S	Opponent	Score	RPI	S	Opponent	Score	RPI	S	Opponent	Score	
9	A	Southern California	0 <span>3</span>	34	A	California	0 <span>3</span>	89	H	San Francisco	3 2	
9	H	Southern California	0 <span>3</span>	34	H	California	0 <span>3</span>					
15	A	UCLA	0 <span>3</span>	43	A	Arizona	0 <span>3</span>					
15	H	UCLA	0 <span>3</span>	43	H	Arizona	1 <span>3</span>					
16	A	Stanford	0 <span>3</span>									
16	H	Stanford	1 <span>3</span>									
19	N	Texas A&M	0 <span>3</span>									
25	A	Oregon	2 <span>3</span>									
25	H	Oregon	1 <span>3</span>									
				LAST 10 GAMES								
				135	A	Utah	1 <span>3</span>	9	A	Southern California	0 <span>3</span>	
				171	A	Colorado	2 <span>3</span>	138	H	Arizona St.	3 0	
				16	H	Stanford	1 <span>3</span>	43	H	Arizona	1 <span>3</span>	
				34	H	California	0 <span>3</span>	117	A	Oregon St.	2 <span>3</span>	
				15	A	UCLA	0 <span>3</span>	25	A	Oregon	2 <span>3</span>	

Non-Div. I Games:

Washington St.

Average RPI Win:	204	WON-LOST RECORD	WINNING PCT. RANK	LAST 10 GAMES	STRENGTH OF SCHEDULE	OPP. STRENGTH OF SCHEDULE	TEAM RPI	ADJ RPI	CONF. RPI	ADJ CONF. RPI	
Average RPI Loss:	103	13- 16	.44828 191	6- 4	105	133	154	.49799 150	15	16	
DIV. I ONLY		3- 9	.25 272	0- 0	72	52	192	.46931 190	15	15	
DIV. I NON-CONF.											
<hr/>											
TOTALS	RPI 1-25	RPI 26-50		W-L RECORDS	RPI 51-100		RPI 101-150		RPI 150+		
13- 16	0- 2	1- 3		OVERALL	0- 4		1- 3		11- 4		
8- 8	0- 1	1- 1		HOME	0- 3		1- 1		6- 2		
4- 7	0- 1	0- 1		AWAY	0- 1		0- 2		4- 2		
1- 1	0- 0	0- 1		NEUTRAL	0- 0		0- 0		1- 0		
<hr/>											
3- 9	0- 1	1- 2		NON-CONFERENCE	0- 2		0- 2		2- 2		
2- 7	0- 1	1- 1		HOME	0- 2		0- 1		1- 2		
0- 1	0- 0	0- 0		AWAY	0- 0		0- 1		0- 0		
1- 1	0- 0	0- 1		NEUTRAL	0- 0		0- 0		1- 0		
<hr/>											
10- 7	0- 1	0- 1		CONFERENCE	0- 2		1- 1		9- 2		
6- 1	0- 0	0- 0		HOME	0- 1		1- 0		5- 0		
4- 6	0- 1	0- 1		AWAY	0- 1		0- 1		4- 2		
0- 0	0- 0	0- 0		NEUTRAL	0- 0		0- 0		0- 0		
<hr/>											
RPI S	Opponent	Score	RPI S	Opponent	Score	RPI S	Opponent	Score	RPI S	Opponent	Score
5 H	Purdue	1 3	31 H	Colorado St.	3 1	76 H	UTSA	1 3	109 A	Arkansas St.	1 3
21 A	Western Ky.	0 3	32 H	Missouri	0 3	92 A	FIU	1 3	109 H	Arkansas St.	3 1
			48 A	Middle Tenn.	0 3	92 H	FIU	1 3	119 H	Northern Colo.	0 3
			50 N	Milwaukee	2 3	96 H	UC Davis	2 3	138 A	Arizona St.	0 3
									162 A	North Texas	1 3
									162 H	North Texas	3 1
									164 A	Troy	1 3
									170 N	San Jose St.	3 1
									191 H	Drake	2 3
									211 A	South Ala.	3 1
									226 A	La.-Lafayette	3 0
									226 H	La.-Lafayette	3 0
									229 A	UALR	3 0
									229 H	UALR	3 1
									255 H	Air Force	3 2
									256 A	La.-Monroe	3 2
									256 H	La.-Monroe	3 0
									260 H	Bryant	2 3
									290 H	Fla. Atlantic	3 0
<hr/>											
LAST 10 GAMES											
92 A FIU					1 3	21 A Western Ky.					0 3
162 H North Texas					3 1	211 A South Ala.					3 1
109 H Arkansas St.					3 1	164 A Troy					1 3
229 H UALR					3 1	256 H La.-Monroe					3 0
48 A Middle Tenn.					0 3	226 H La.-Lafayette					3 0

Non-Div. I Games:

Denver

Average RPI Win:		244	WON-LOST RECORD		WINNING PCT. RANK		LAST 10 GAMES		STRENGTH OF SCHEDULE		OPP. STRENGTH OF SCHEDULE		TEAM RPI		ADJ RPI		CONF. RPI		ADJ CONF. RPI	
DIV. I ONLY			21- 13		.61765 103		8- 2		193		233		138		.49782 151		29		29	
DIV. I NON-CONF.			6- 10		.375 230		0- 0		153		120		197		.45913 201		29		29	
TOTALS		RPI 1-25		RPI 26-50		W-L RECORDS		RPI 51-100		RPI 101-150		RPI 150+								
21- 13		0- 1		0- 2		OVERALL		1- 3		0- 3		20- 4								
12- 4		0- 0		0- 0		HOME		1- 1		0- 1		11- 2								
7- 5		0- 1		0- 0		AWAY		0- 2		0- 1		7- 1								
2- 4		0- 0		0- 2		NEUTRAL		0- 0		0- 1		2- 1								
6- 10		0- 1		0- 2		NON-CONFERENCE		0- 1		0- 3		6- 3								
4- 2		0- 0		0- 0		HOME		0- 0		0- 1		4- 1								
0- 4		0- 1		0- 0		AWAY		0- 1		0- 1		0- 1								
2- 4		0- 0		0- 2		NEUTRAL		0- 0		0- 1		2- 1								
15- 3		0- 0		0- 0		CONFERENCE		1- 2		0- 0		14- 1								
8- 2		0- 0		0- 0		HOME		1- 1		0- 0		7- 1								
7- 1		0- 0		0- 0		AWAY		0- 1		0- 0		7- 0								
0- 0		0- 0		0- 0		NEUTRAL		0- 0		0- 0		0- 0								
RPI	S	Opponent		Score		RPI	S	Opponent		Score		RPI	S	Opponent		Score				
11	A	Penn St.		0	3	26	N	San Diego		0	3	77	A	Sacred Heart		2	3			
						34	N	California		0	3	77	H	Sacred Heart		1	3			
												77	H	Sacred Heart		3	2			
												95	A	Seton Hall		0	3			
												106	H	Syracuse		1	3			
												114	N	Cal Poly		0	3			
												142	A	Fresno St.		0	3			
												152	N	Fla. Gulf Coast		1	3			
												174	A	Virginia		0	3			
												182	H	Hofstra		3	0			
												183	H	Lehigh		3	1			
												186	A	Central Conn. St.		3	1			
												186	H	Central Conn. St.		3	0			
												224	H	Stony Brook		0	3			
												225	A	Robert Morris		3	2			
												225	H	Robert Morris		1	3			
												225	H	Robert Morris		3	0			
												235	N	Rutgers		3	0			
												245	H	Temple		3	1			
												247	A	Fairleigh Dickinson		3	0			
												247	H	Fairleigh Dickinson		3	0			
												248	H	St. John's (NY)		3	2			
												260	A	Bryant		3	0			
												260	H	Bryant		3	0			
												275	N	East Carolina		3	1			
												296	A	Saint Francis (PA)		3	2			
												296	H	Saint Francis (PA)		3	0			
												304	A	Quinnipiac		3	0			
												304	H	Quinnipiac		3	0			
												323	A	St. Francis (NY)		3	0			
												323	H	St. Francis (NY)		3	0			
LAST 10 GAMES																				
						77	H	Sacred Heart		1	3	247	H	Fairleigh Dickinson		3	0			
						225	H	Robert Morris		3	0	296	A	Saint Francis (PA)		3	2			
						186	H	Central Conn. St.		3	0	225	A	Robert Morris		3	2			
						260	H	Bryant		3	0	247	A	Fairleigh Dickinson		3	0			
						77	A	Sacred Heart		2	3	77	H	Sacred Heart		3	2			

**Non-Div. I Games:**

Long Island

Average RPI Win:		233	WON-LOST RECORD		WINNING PCT. RANK		LAST 10 GAMES		STRENGTH OF SCHEDULE		OPP. STRENGTH OF SCHEDULE		TEAM RPI		ADJ RPI		CONF. RPI		ADJ CONF. RPI			
DIV. I ONLY			18- 13		.58065 120		5- 5		169		207		141		.49714 152		23		23			
DIV. I NON-CONF.			7- 9		.4375 202		1- 2		130		154		173		.48217 174		24		23			
TOTALS		RPI 1-25		RPI 26-50		W-L RECORDS		RPI 51-100		RPI 101-150		RPI 150+										
18- 13		0- 2		0- 0		OVERALL		0- 6		1- 1		17- 4										
7- 4		0- 1		0- 0		HOME		0- 3		0- 0		7- 0										
6- 7		0- 1		0- 0		AWAY		0- 3		1- 1		5- 2										
5- 2		0- 0		0- 0		NEUTRAL		0- 0		0- 0		5- 2										
7- 9		0- 2		0- 0		NON-CONFERENCE		0- 4		0- 1		7- 2										
1- 4		0- 1		0- 0		HOME		0- 3		0- 0		1- 0										
2- 3		0- 1		0- 0		AWAY		0- 1		0- 1		2- 0										
4- 2		0- 0		0- 0		NEUTRAL		0- 0		0- 0		4- 2										
11- 4		0- 0		0- 0		CONFERENCE		0- 2		1- 0		10- 2										
6- 0		0- 0		0- 0		HOME		0- 0		0- 0		6- 0										
4- 4		0- 0		0- 0		AWAY		0- 2		1- 0		3- 2										
1- 0		0- 0		0- 0		NEUTRAL		0- 0		0- 0		1- 0										
RPI	S	Opponent			Score		RPI	S	Opponent			Score		RPI	S	Opponent			Score			
9	H	Southern California			0 3				65	H	Furman			1 3		120	A	Belmont			3 2	
11	A	Penn St.			1 3				84	H	UCF			0 3		141	A	Miami (OH)			2 3	
									85	A	Lipscomb			0 3		151	N	Long Island			3 1	
									85	A	Lipscomb			1 3		155	H	South Fla.			3 0	
									92	A	FIU			0 3		176	A	Kennesaw St.			0 3	
									98	H	Villanova			1 3		177	N	Elon			2 3	
																197	H	East Tenn. St.			3 1	
																216	A	North Florida			3 2	
																216	H	North Florida			3 0	
																216	N	North Florida			3 1	
																228	N	Radford			3 1	
																235	N	Rutgers			3 2	
																244	A	Jacksonville			3 2	
																244	H	Jacksonville			3 2	
																251	N	Campbell			3 1	
																264	A	Mercer			3 2	
																264	H	Mercer			3 1	
																284	N	Alabama A&M			1 3	
																285	H	S.C. Upstate			3 1	
																290	A	Fla. Atlantic			3 0	
																294	A	Stetson			2 3	
																294	H	Stetson			3 1	
																318	A	N.C. Central			3 1	
LAST 10 GAMES																						
						85	A	Lipscomb			0 3			98	H	Villanova			1 3			
						216	N	North Florida			3 1			264	H	Mercer			3 1			
						244	A	Jacksonville			3 2			290	A	Fla. Atlantic			3 0			
						216	A	North Florida			3 2			294	A	Stetson			2 3			
						92	A	FIU			0 3			85	A	Lipscomb			1 3			

**Non-Div. I Games:**

Fla. Gulf Coast

Average RPI Win: 230		WON-LOST RECORD	WINNING PCT. RANK		LAST 10 GAMES		STRENGTH OF SCHEDULE		OPP. STRENGTH OF SCHEDULE		TEAM RPI		ADJ RPI		CONF. RPI		ADJ CONF. RPI						
Average RPI Loss: 94																							
DIV. I ONLY		19- 13	.59375	111	4- 6		240		151		161		.49713		153	12		12					
DIV. I NON-CONF.		11- 2	.84615	26	0- 0		280		258		123		.52695		124	10		10					
TOTALS		RPI 1-25		RPI 26-50		W-L RECORDS		RPI 51-100		RPI 101-150		RPI 150+											
19- 13		0- 2		0- 0		OVERALL		1- 5		1- 3		17- 3											
9- 5		0- 1		0- 0		HOME		1- 3		1- 0		7- 1											
5- 7		0- 1		0- 0		AWAY		0- 2		0- 3		5- 1											
5- 1		0- 0		0- 0		NEUTRAL		0- 0		0- 0		5- 1											
11- 2		0- 0		0- 0		NON-CONFERENCE		0- 1		0- 0		11- 1											
4- 0		0- 0		0- 0		HOME		0- 0		0- 0		4- 0											
2- 1		0- 0		0- 0		AWAY		0- 1		0- 0		2- 0											
5- 1		0- 0		0- 0		NEUTRAL		0- 0		0- 0		5- 1											
8- 11		0- 2		0- 0		CONFERENCE		1- 4		1- 3		6- 2											
5- 5		0- 1		0- 0		HOME		1- 3		1- 0		3- 1											
3- 6		0- 1		0- 0		AWAY		0- 1		0- 3		3- 1											
0- 0		0- 0		0- 0		NEUTRAL		0- 0		0- 0		0- 0											
RPI	S	Opponent		Score		RPI	S	Opponent		Score		RPI	S	Opponent		Score							
22	A	Tulsa		0 3						60	A	Rice		0 3		105	A	UTEP 2 3					
22	H	Tulsa		0 3						67	H	Houston		1 3		105	A	UTEP 1 3					
												81	H	UAB		0 3		113	A	SMU 2 3			
												84	H	UCF		3 1		113	H	SMU 3 2			
												84	H	UCF		1 3		154	A	Southern Miss. 0 3			
												89	A	San Francisco		2 3		154	H	Southern Miss. 1 3			
																		163	N	Columbia 1 3			
																		193	H	Georgia St. 3 1			
																		194	A	Marshall 3 2			
																		194	H	Marshall 3 0			
																		221	A	Tulane 3 0			
																		221	H	Tulane 3 1			
																		223	N	Green Bay 3 0			
																		227	A	Southern Ill. 3 0			
																		228	N	Radford 3 1			
																		229	H	UALR 3 1			
																		240	A	UNC Greensboro 3 0			
																		262	H	Southeast Mo. St. 3 1			
																		275	A	East Carolina 3 0			
																		275	H	East Carolina 3 0			
																		284	H	Alabama A&M 3 0			
																		287	N	Murray St. 3 0			
																		306	N	Providence 3 0			
																		307	N	Howard 3 0			

Non-Div. I Games:

Memphis

Average RPI Win:	190	WON-LOST	WINNING	LAST 10	STRENGTH OF	OPP. STRENGTH	TEAM	ADJ	CONF.	ADJ CONF.	
Average RPI Loss:	88	RECORD	PCT. RANK	GAMES	SCHEDULE	OF SCHEDULE	RPI	RPI	RPI	RPI	
DIV. I ONLY	16- 15	.51613	149	7- 3	158	102	146	.49699	154	12	12
DIV. I NON-CONF.	6- 6	.5	164	0- 0	201	112	181	.48074	177	10	10
<hr/>											
TOTALS	RPI 1-25	RPI 26-50		W-L RECORDS	RPI 51-100		RPI 101-150		RPI 150+		
16- 15	0- 3	0- 2		OVERALL	3- 4		2- 4		11- 2		
9- 3	0- 0	0- 0		HOME	2- 2		1- 1		6- 0		
4- 10	0- 3	0- 2		AWAY	1- 2		1- 1		2- 2		
3- 2	0- 0	0- 0		NEUTRAL	0- 0		0- 2		3- 0		
<hr/>											
6- 6	0- 1	0- 2		NON-CONFERENCE	0- 0		0- 3		6- 0		
3- 0	0- 0	0- 0		HOME	0- 0		0- 0		3- 0		
0- 4	0- 1	0- 2		AWAY	0- 0		0- 1		0- 0		
3- 2	0- 0	0- 0		NEUTRAL	0- 0		0- 2		3- 0		
<hr/>											
10- 9	0- 2	0- 0		CONFERENCE	3- 4		2- 1		5- 2		
6- 3	0- 0	0- 0		HOME	2- 2		1- 1		3- 0		
4- 6	0- 2	0- 0		AWAY	1- 2		1- 0		2- 2		
0- 0	0- 0	0- 0		NEUTRAL	0- 0		0- 0		0- 0		
<hr/>											
RPI S	Opponent	Score	RPI S	Opponent	Score	RPI S	Opponent	Score	RPI S	Opponent	Score
2 A	Iowa St.	0 3	39 A	Marquette	0 3	60 A	Rice	2 3	105 A	UTEP	3 0
22 A	Tulsa	0 3	50 A	Milwaukee	1 3	60 H	Rice	2 3	107 A	Houston Baptist	1 3
22 A	Tulsa	0 3				67 A	Houston	2 3	113 H	SMU	2 3
						67 H	Houston	3 1	113 H	SMU	3 2
						81 A	UAB	3 0	138 N	Arizona St.	1 3
						81 H	UAB	1 3	145 N	Iowa	1 3
						84 H	UCF	3 2	153 A	Memphis	3 1
									153 H	Memphis	3 0
									194 A	Marshall	1 3
									194 H	Marshall	3 0
									215 H	Jackson St.	3 0
									221 A	Tulane	0 3
									230 N	Akron	3 2
									242 H	Northwestern St.	3 1
									268 N	Louisiana Tech	3 0
									275 A	East Carolina	3 0
									275 H	East Carolina	3 0
									279 H	Chattanooga	3 0
									311 N	Southeastern La.	3 0
<hr/>											
LAST 10 GAMES											
						67 H	Houston	3 1	113 H	SMU	3 2
						60 H	Rice	2 3	275 A	East Carolina	3 0
						153 A	Memphis	3 1	194 A	Marshall	1 3
						81 A	UAB	3 0	84 H	UCF	3 2
						113 H	SMU	2 3	105 A	UTEP	3 0

Non-Div. I Games:

Southern Miss.

Average RPI Win:		205	WON-LOST RECORD		WINNING PCT. RANK		LAST 10 GAMES		STRENGTH OF SCHEDULE		OPP. STRENGTH OF SCHEDULE		TEAM RPI		ADJ RPI		CONF. RPI		ADJ CONF. RPI				
Average RPI Loss:		93																					
DIV. I ONLY			11- 16		.40741 209		4- 6		97		136		164		.49353 155		11		11				
DIV. I NON-CONF.			4- 9		.30769 256		0- 1		69		184		187		.47396 185		11		11				
TOTALS		RPI 1-25		RPI 26-50		W-L RECORDS		RPI 51-100		RPI 101-150		RPI 150+											
11- 16		0- 2		0- 3		OVERALL		1- 5		2- 3		8- 3											
5- 7		0- 1		0- 1		HOME		0- 2		1- 1		4- 2											
4- 7		0- 1		0- 1		AWAY		1- 2		1- 2		2- 1											
2- 2		0- 0		0- 1		NEUTRAL		0- 1		0- 0		2- 0											
4- 9		0- 1		0- 1		NON-CONFERENCE		1- 2		0- 2		3- 3											
1- 3		0- 0		0- 0		HOME		0- 0		0- 1		1- 2											
1- 4		0- 1		0- 0		AWAY		1- 1		0- 1		0- 1											
2- 2		0- 0		0- 1		NEUTRAL		0- 1		0- 0		2- 0											
7- 7		0- 1		0- 2		CONFERENCE		0- 3		2- 1		5- 0											
4- 4		0- 1		0- 1		HOME		0- 2		1- 0		3- 0											
3- 3		0- 0		0- 1		AWAY		0- 1		1- 1		2- 0											
0- 0		0- 0		0- 0		NEUTRAL		0- 0		0- 0		0- 0											
RPI	S	Opponent		Score		RPI	S	Opponent		Score		RPI	S	Opponent		Score							
17	A	Northern Ill.		0	3	35	N	Western Mich.		1	3	53	A	Wisconsin		0	3	106	A	Syracuse	3	2	
18	H	Cincinnati		1	3	38	H	Louisville		0	3	54	A	Notre Dame		0	3	116	A	New Mexico	1	3	
						39	A	Marquette		1	3	62	N	New Mexico St.		0	3	124	H	Georgetown	3	0	
												84	A	UCF		3	1	125	A	Pittsburgh	1	3	
												95	H	Seton Hall		1	3	136	H	Bowling Green	0	3	
												98	H	Villanova		1	3	152	A	Fla. Gulf Coast	0	3	
																		180	A	West Virginia	3	2	
																		185	H	Connecticut	3	2	
																		195	H	Md.-East. Shore	2	3	
																		235	H	Rutgers	3	0	
																		240	N	UNC Greensboro	3	0	
																		248	H	St. John's (NY)	3	2	
																		252	H	Eastern Ky.	1	3	
																		253	A	DePaul	3	0	
																		290	N	Fla. Atlantic	3	0	
																		313	H	Bethune-Cookman	3	0	
LAST 10 GAMES																							
						125	A	Pittsburgh		1	3	38	H	Louisville		0	3						
						180	A	West Virginia		3	2	54	A	Notre Dame		0	3						
						124	H	Georgetown		3	0	253	A	DePaul		3	0						
						98	H	Villanova		1	3	152	A	Fla. Gulf Coast		0	3						
						18	H	Cincinnati		1	3	248	H	St. John's (NY)		3	2						

Non-Div. I Games:

South Fla.

Average RPI Win:		220	WON-LOST RECORD		WINNING PCT. RANK		LAST 10 GAMES		STRENGTH OF SCHEDULE		OPP. STRENGTH OF SCHEDULE		TEAM RPI		ADJ RPI		CONF. RPI		ADJ CONF. RPI				
Average RPI Loss:		118																					
DIV. I ONLY			17- 14		.54839 138		6- 4		163		196		149		.4927 156		22		22				
DIV. I NON-CONF.			7- 8		.46667 185		1- 0		92		121		141		.51234 135		19		19				
TOTALS		RPI 1-25		RPI 26-50		W-L RECORDS		RPI 51-100		RPI 101-150		RPI 150+											
17- 14		0- 1		0- 2		OVERALL		0- 2		3- 4		14- 5											
8- 5		0- 0		0- 0		HOME		0- 1		1- 2		7- 2											
6- 6		0- 0		0- 1		AWAY		0- 1		1- 1		5- 3											
3- 3		0- 1		0- 1		NEUTRAL		0- 0		1- 1		2- 0											
7- 8		0- 1		0- 2		NON-CONFERENCE		0- 2		2- 3		5- 0											
2- 3		0- 0		0- 0		HOME		0- 1		0- 2		2- 0											
2- 2		0- 0		0- 1		AWAY		0- 1		1- 0		1- 0											
3- 3		0- 1		0- 1		NEUTRAL		0- 0		1- 1		2- 0											
10- 6		0- 0		0- 0		CONFERENCE		0- 0		1- 1		9- 5											
6- 2		0- 0		0- 0		HOME		0- 0		1- 0		5- 2											
4- 4		0- 0		0- 0		AWAY		0- 0		0- 1		4- 3											
0- 0		0- 0		0- 0		NEUTRAL		0- 0		0- 0		0- 0											
RPI	S	Opponent		Score		RPI	S	Opponent		Score		RPI	S	Opponent		Score							
21	N	Western Ky.		0 3		27	N	Kansas St.		1 3		51	A	St. Mary's (CA)		1 3							
						34	A	California		0 3		96	H	UC Davis		2 3							
														102 N Utah Valley		0 3							
														112 H Cal St. Northridge		1 3							
														119 A Northern Colo.		1 3							
														119 H Northern Colo.		3 0							
														120 A Belmont		3 1							
														124 N Georgetown		3 1							
														142 H Fresno St.		1 3							
														170 A San Jose St.		3 1							
														179 A Portland St.		0 3							
														179 H Portland St.		3 0							
														188 A Idaho St.		3 2							
														188 H Idaho St.		2 3							
														189 A Northern Ariz.		2 3							
														189 H Northern Ariz.		2 3							
														201 A Eastern Wash.		3 2							
														201 H Eastern Wash.		3 0							
														209 A Montana		1 3							
														209 H Montana		3 0							
														232 H Marist		3 0							
														261 N Nevada		3 1							
														283 A Weber St.		3 1							
														283 H Weber St.		3 0							
														286 H Seattle		3 1							
														287 N Murray St.		3 1							
														301 A Montana St.		3 0							
														301 H Montana St.		3 1							
LAST 10 GAMES																							
179 A Portland St.						0 3						283 H Weber St.						3 0					
201 A Eastern Wash.						3 2						189 A Northern Ariz.						2 3					
209 H Montana						3 0						119 A Northern Colo.						1 3					
301 H Montana St.						3 1						286 H Seattle						3 1					
188 H Idaho St.						2 3						301 A Montana St.						3 0					

**Non-Div. I Games:**

Sacramento St.



Average RPI Win:	226	WON-LOST RECORD	WINNING PCT. RANK	LAST 10 GAMES	STRENGTH OF SCHEDULE	OPP. STRENGTH OF SCHEDULE	TEAM RPI	ADJ RPI	CONF. RPI	ADJ CONF. RPI	
DIV. I ONLY		18- 8	.69231 66	8- 2	258	238	140	.49155 157	19	19	
DIV. I NON-CONF.		7- 5	.58333 130	0- 0	299	277	226	.43473 228	21	20	
<hr/>											
TOTALS	RPI 1-25	RPI 26-50		W-L RECORDS	RPI 51-100		RPI 101-150		RPI 150+		
18- 8	0- 0	0- 0		OVERALL	1- 2		0- 0		17- 6		
7- 1	0- 0	0- 0		HOME	1- 1		0- 0		6- 0		
6- 5	0- 0	0- 0		AWAY	0- 1		0- 0		6- 4		
5- 2	0- 0	0- 0		NEUTRAL	0- 0		0- 0		5- 2		
<hr/>											
7- 5	0- 0	0- 0		NON-CONFERENCE	0- 1		0- 0		7- 4		
0- 1	0- 0	0- 0		HOME	0- 1		0- 0		0- 0		
2- 2	0- 0	0- 0		AWAY	0- 0		0- 0		2- 2		
5- 2	0- 0	0- 0		NEUTRAL	0- 0		0- 0		5- 2		
<hr/>											
11- 3	0- 0	0- 0		CONFERENCE	1- 1		0- 0		10- 2		
7- 0	0- 0	0- 0		HOME	1- 0		0- 0		6- 0		
4- 3	0- 0	0- 0		AWAY	0- 1		0- 0		4- 2		
0- 0	0- 0	0- 0		NEUTRAL	0- 0		0- 0		0- 0		
<hr/>											
RPI S	Opponent	Score	RPI S	Opponent	Score	RPI S	Opponent	Score	RPI S	Opponent	Score
						90 A Yale	1 3	161 A Dartmouth	1 3		
						90 H Yale	3 1	161 H Dartmouth	3 2		
						95 H Seton Hall	0 3	163 A Columbia	0 3		
								163 H Columbia	3 2		
								165 N Fairfield	3 0		
								182 A Hofstra	1 3		
								183 A Lehigh	1 3		
								190 A Harvard	3 1		
								190 H Harvard	3 2		
								210 A Penn	3 0		
								210 H Penn	3 2		
								235 A Rutgers	3 1		
								241 N NJIT	3 1		
								248 A St. John's (NY)	3 2		
								250 N Binghamton	1 3		
								266 A Cornell	3 1		
								266 H Cornell	3 0		
								267 A Brown	3 1		
								267 H Brown	3 0		
								270 N Hartford	3 2		
								307 N Howard	1 3		
								308 N La Salle	3 0		
								323 N St. Francis (NY)	3 1		
			LAST 10 GAMES								
			163 H Columbia	3 2	161 A Dartmouth	1 3					
			266 H Cornell	3 0	210 A Penn	3 0					
			90 A Yale	1 3	267 H Brown	3 0					
			267 A Brown	3 1	90 H Yale	3 1					
			190 A Harvard	3 1	266 A Cornell	3 1					

Non-Div. I Games:

Princeton

Average RPI Win:	232	WON-LOST RECORD	WINNING PCT. RANK	LAST 10 GAMES	STRENGTH OF SCHEDULE	OPP. STRENGTH OF SCHEDULE	TEAM RPI	ADJ RPI	CONF. RPI	ADJ CONF. RPI		
DIV. I ONLY		13- 14	.48148	173	7- 3	149	189	168	.49088	158	17	17
DIV. I NON-CONF.		6- 6	.5	164	0- 0	95	205	140	.51203	137	17	17
<hr/>												
TOTALS	RPI 1-25	RPI 26-50		W-L RECORDS		RPI 51-100		RPI 101-150		RPI 150+		
13- 14	0- 0	0- 3		OVERALL		1- 5		2- 4		10- 2		
6- 5	0- 0	0- 1		HOME		0- 3		2- 0		4- 1		
5- 5	0- 0	0- 1		AWAY		1- 2		0- 2		4- 0		
2- 4	0- 0	0- 1		NEUTRAL		0- 0		0- 2		2- 1		
<hr/>												
6- 6	0- 0	0- 1		NON-CONFERENCE		1- 2		1- 2		4- 1		
3- 1	0- 0	0- 0		HOME		0- 1		1- 0		2- 0		
1- 1	0- 0	0- 0		AWAY		1- 1		0- 0		0- 0		
2- 4	0- 0	0- 1		NEUTRAL		0- 0		0- 2		2- 1		
<hr/>												
7- 8	0- 0	0- 2		CONFERENCE		0- 3		1- 2		6- 1		
3- 4	0- 0	0- 1		HOME		0- 2		1- 0		2- 1		
4- 4	0- 0	0- 1		AWAY		0- 1		0- 2		4- 0		
0- 0	0- 0	0- 0		NEUTRAL		0- 0		0- 0		0- 0		
<hr/>												
RPI S	Opponent	Score	RPI S	Opponent	Score	RPI S	Opponent	Score	RPI S	Opponent	Score	
			37 A	Dayton	0 3	65 H	Furman	0 3	108 N	North Carolina St.	0 3	
			37 H	Dayton	0 3	79 H	Xavier	0 3	109 N	Arkansas St.	2 3	
			41 N	Duke	0 3	80 A	Saint Louis	1 3	118 A	George Washington	1 3	
						80 H	Saint Louis	0 3	134 A	Duquesne	2 3	
						85 A	Lipscomb	0 3	134 H	Duquesne	3 2	
						97 A	Appalachian St.	3 2	148 H	Winthrop	3 2	
									176 N	Kennesaw St.	3 2	
									206 A	Rhode Island	3 2	
									206 H	Rhode Island	1 3	
									245 A	Temple	3 1	
									251 H	Campbell	3 1	
									273 A	Fordham	3 2	
									273 H	Fordham	3 1	
									291 N	High Point	0 3	
									295 H	Morgan St.	3 0	
									298 N	Tennessee Tech	3 2	
									308 A	La Salle	3 0	
									308 H	La Salle	3 0	
<hr/>												
			LAST 10 GAMES									
			206 A	Rhode Island	3 2	37 A	Dayton	0 3				
			273 A	Fordham	3 2	245 A	Temple	3 1				
			80 H	Saint Louis	0 3	308 A	La Salle	3 0				
			134 H	Duquesne	3 2	273 H	Fordham	3 1				
			308 H	La Salle	3 0	206 H	Rhode Island	1 3				

Non-Div. I Games:

Charlotte



Average RPI Win:	205	WON-LOST	WINNING	LAST 10	STRENGTH OF	OPP. STRENGTH	TEAM	ADJ	CONF.	ADJ CONF.	
Average RPI Loss:	93	RECORD	PCT. RANK	GAMES	SCHEDULE	OF SCHEDULE	RPI	RPI	RPI	RPI	
DIV. I ONLY	16- 15	.51613	149	4- 6	182	144	163	.48944	160	10	9
DIV. I NON-CONF.	10- 6	.625	106	1- 0	279	197	186	.4729	188	12	12
<hr/>											
TOTALS	RPI 1-25	RPI 26-50		W-L RECORDS	RPI 51-100		RPI 101-150		RPI 150+		
16- 15	0- 0	0- 4		OVERALL	2- 6		3- 3		11- 2		
5- 5	0- 0	0- 1		HOME	1- 2		2- 1		2- 1		
6- 7	0- 0	0- 2		AWAY	1- 2		1- 2		4- 1		
5- 3	0- 0	0- 1		NEUTRAL	0- 2		0- 0		5- 0		
<hr/>											
10- 6	0- 0	0- 2		NON-CONFERENCE	0- 1		1- 1		9- 2		
2- 1	0- 0	0- 0		HOME	0- 0		1- 0		1- 1		
3- 3	0- 0	0- 1		AWAY	0- 0		0- 1		3- 1		
5- 2	0- 0	0- 1		NEUTRAL	0- 1		0- 0		5- 0		
<hr/>											
6- 9	0- 0	0- 2		CONFERENCE	2- 5		2- 2		2- 0		
3- 4	0- 0	0- 1		HOME	1- 2		1- 1		1- 0		
3- 4	0- 0	0- 1		AWAY	1- 2		1- 1		1- 0		
0- 1	0- 0	0- 0		NEUTRAL	0- 1		0- 0		0- 0		
<hr/>											
RPI S	Opponent	Score	RPI S	Opponent	Score	RPI S	Opponent	Score	RPI S	Opponent	Score
			28 A	Oklahoma	2 3	58 A	TCU	0 3	102 A	Utah Valley	1 3
			30 N	Washington	0 3	58 H	TCU	2 3	102 H	Utah Valley	3 1
			31 A	Colorado St.	0 3	58 N	TCU	0 3	116 A	New Mexico	0 3
			31 H	Colorado St.	0 3	82 A	Wyoming	3 2	116 H	New Mexico	1 3
						82 H	Wyoming	3 1	140 A	UNLV	3 2
						87 N	Pacific	2 3	140 H	UNLV	3 2
						99 A	San Diego St.	0 3	179 N	Portland St.	3 1
						99 H	San Diego St.	0 3	191 N	Drake	3 2
									199 A	Gonzaga	3 1
									201 A	Eastern Wash.	2 3
									219 A	Southern Utah	3 0
									229 N	UALR	3 0
									255 A	Air Force	3 0
									255 H	Air Force	3 0
									283 A	Weber St.	3 0
									283 H	Weber St.	3 0
									286 H	Seattle	1 3
									319 N	Ark.-Pine Bluff	3 0
									322 N	Texas Southern	3 0
<hr/>											
LAST 10 GAMES											
			58 N	TCU	0 3	58 A	TCU	0 3			
			140 H	UNLV	3 2	116 A	New Mexico	0 3			
			99 H	San Diego St.	0 3	82 H	Wyoming	3 1			
			255 H	Air Force	3 0	31 H	Colorado St.	0 3			
			102 H	Utah Valley	3 1	99 A	San Diego St.	0 3			

Non-Div. I Games:

Boise St.

Average RPI Win:	238	WON-LOST RECORD	WINNING PCT. RANK	LAST 10 GAMES	STRENGTH OF SCHEDULE	OPP. STRENGTH OF SCHEDULE	TEAM RPI	ADJ RPI	CONF. RPI	ADJ CONF. RPI							
DIV. I ONLY		16- 9	.64	89	7- 3	228	245	153	.4872	161	19	19					
DIV. I NON-CONF.		8- 3	.72727	62	0- 0	259	280	150	.50177	152	21	20					
<hr/>																	
TOTALS	RPI 1-25	RPI 26-50		W-L RECORDS		RPI 51-100		RPI 101-150		RPI 150+							
16- 9	0- 0	0- 0		OVERALL		1- 3		0- 0		15- 6							
8- 2	0- 0	0- 0		HOME		1- 0		0- 0		7- 2							
5- 5	0- 0	0- 0		AWAY		0- 2		0- 0		5- 3							
3- 2	0- 0	0- 0		NEUTRAL		0- 1		0- 0		3- 1							
<hr/>																	
8- 3	0- 0	0- 0		NON-CONFERENCE		0- 2		0- 0		8- 1							
3- 0	0- 0	0- 0		HOME		0- 0		0- 0		3- 0							
2- 1	0- 0	0- 0		AWAY		0- 1		0- 0		2- 0							
3- 2	0- 0	0- 0		NEUTRAL		0- 1		0- 0		3- 1							
<hr/>																	
8- 6	0- 0	0- 0		CONFERENCE		1- 1		0- 0		7- 5							
5- 2	0- 0	0- 0		HOME		1- 0		0- 0		4- 2							
3- 4	0- 0	0- 0		AWAY		0- 1		0- 0		3- 3							
0- 0	0- 0	0- 0		NEUTRAL		0- 0		0- 0		0- 0							
<hr/>																	
RPI	S	Opponent	Score	RPI	S	Opponent	Score	RPI	S	Opponent	Score						
				63		N	Arkansas	1	3	157		A	Princeton	2	3		
				90		A	Yale	0	3	157		H	Princeton	3	1		
				90		H	Yale	3	2	163		A	Columbia	2	3		
				93		A	Army	1	3	163		H	Columbia	2	3		
										186		H	Central Conn. St.	3	0		
										190		A	Harvard	3	2		
										190		H	Harvard	3	1		
										210		A	Penn	0	3		
										210		H	Penn	2	3		
										232		N	Marist	3	1		
										241		N	NJIT	2	3		
										246		N	Manhattan	3	0		
										266		A	Cornell	3	2		
										266		H	Cornell	3	0		
										267		A	Brown	3	0		
										267		H	Brown	3	0		
										273		N	Fordham	3	0		
										278		A	Holy Cross	3	1		
										289		A	Bucknell	3	0		
										306		H	Providence	3	0		
						312		H	Delaware St.	3	0						
<hr/>																	
				LAST 10 GAMES													
90				H		Yale	3	2	157				H		Princeton	3	1
267				H		Brown	3	0	190				H		Harvard	3	1
163				A		Columbia	2	3	266				H		Cornell	3	0
266				A		Cornell	3	2	163				H		Columbia	2	3
210				H		Penn	2	3	267				A		Brown	3	0

Non-Div. I Games:

Dartmouth

[illegible]

**Non-Div. I Games:**

North Texas

Average RPI Win: 229		WON-LOST	WINNING	LAST 10	STRENGTH OF		OPP. STRENGTH	TEAM	ADJ	CONF.	ADJ CONF.
Average RPI Loss: 130		RECORD	PCT. RANK	GAMES	SCHEDULE		OF SCHEDULE	RPI	RPI	RPI	RPI
DIV. I ONLY		15- 10	.6 106	5- 5	225		208	160	.48641	163	19
DIV. I NON-CONF.		6- 5	.54545 150	0- 1	274		204	204	.45733	203	21
TOTALS		RPI 1-25	RPI 26-50	W-L RECORDS	RPI 51-100		RPI 101-150		RPI 150+		
15- 10	0- 0		0- 0	OVERALL	0- 5		0- 1		15- 4		
9- 3	0- 0		0- 0	HOME	0- 2		0- 1		9- 0		
4- 5	0- 0		0- 0	AWAY	0- 2		0- 0		4- 3		
2- 2	0- 0		0- 0	NEUTRAL	0- 1		0- 0		2- 1		
6- 5	0- 0		0- 0	NON-CONFERENCE	0- 3		0- 1		6- 1		
3- 2	0- 0		0- 0	HOME	0- 1		0- 1		3- 0		
1- 1	0- 0		0- 0	AWAY	0- 1		0- 0		1- 0		
2- 2	0- 0		0- 0	NEUTRAL	0- 1		0- 0		2- 1		
9- 5	0- 0		0- 0	CONFERENCE	0- 2		0- 0		9- 3		
6- 1	0- 0		0- 0	HOME	0- 1		0- 0		6- 0		
3- 4	0- 0		0- 0	AWAY	0- 1		0- 0		3- 3		
0- 0	0- 0		0- 0	NEUTRAL	0- 0		0- 0		0- 0		
RPI S	Opponent	Score	RPI S	Opponent	Score	RPI S	Opponent	Score	RPI S	Opponent	Score
						53 N	Wisconsin	0 3	145 H	Iowa	1 3
						77 H	Sacred Heart	0 3	153 N	Memphis	3 1
						89 A	San Francisco	0 3	157 A	Princeton	2 3
						90 A	Yale	2 3	157 H	Princeton	3 0
						90 H	Yale	1 3	161 A	Dartmouth	3 2
									161 H	Dartmouth	3 2
									190 A	Harvard	0 3
									190 H	Harvard	3 0
									198 N	Boston College	2 3
									206 A	Rhode Island	3 2
									210 A	Penn	2 3
									210 H	Penn	3 2
									248 H	St. John's (NY)	3 1
									250 H	Binghamton	3 0
									266 A	Cornell	3 2
									266 H	Cornell	3 0
									267 A	Brown	3 1
									267 H	Brown	3 0
									306 N	Providence	3 0
									323 H	St. Francis (NY)	3 0
LAST 10 GAMES											
						157 A	Princeton	2 3	267 H	Brown	3 0
						210 A	Penn	2 3	90 H	Yale	1 3
						77 H	Sacred Heart	0 3	266 H	Cornell	3 0
						161 H	Dartmouth	3 2	190 A	Harvard	0 3
						190 H	Harvard	3 0	161 A	Dartmouth	3 2

Non-Div. I Games:

Columbia





Average RPI Win:	271	WON-LOST RECORD	WINNING PCT. RANK	LAST 10 GAMES	STRENGTH OF SCHEDULE	OPP. STRENGTH OF SCHEDULE	TEAM RPI	ADJ RPI	CONF. RPI	ADJ CONF. RPI		
Average RPI Loss:	149											
DIV. I ONLY		20- 10	.66667	72	8- 2	264	286	165	.48449	165	30	30
DIV. I NON-CONF.		3- 7	.3	258	0- 0	227	194	260	.40503	258	30	30
<hr/>												
TOTALS	RPI 1-25	RPI 26-50		W-L RECORDS		RPI 51-100		RPI 101-150		RPI 150+		
20- 10	0- 0	0- 1		OVERALL		0- 1		0- 3		20- 5		
8- 1	0- 0	0- 0		HOME		0- 0		0- 1		8- 0		
9- 3	0- 0	0- 1		AWAY		0- 0		0- 1		9- 1		
3- 6	0- 0	0- 0		NEUTRAL		0- 1		0- 1		3- 4		
<hr/>												
3- 7	0- 0	0- 1		NON-CONFERENCE		0- 1		0- 0		3- 5		
0- 0	0- 0	0- 0		HOME		0- 0		0- 0		0- 0		
1- 2	0- 0	0- 1		AWAY		0- 0		0- 0		1- 1		
2- 5	0- 0	0- 0		NEUTRAL		0- 1		0- 0		2- 4		
<hr/>												
17- 3	0- 0	0- 0		CONFERENCE		0- 0		0- 3		17- 0		
8- 1	0- 0	0- 0		HOME		0- 0		0- 1		8- 0		
8- 1	0- 0	0- 0		AWAY		0- 0		0- 1		8- 0		
1- 1	0- 0	0- 0		NEUTRAL		0- 0		0- 1		1- 0		
<hr/>												
RPI	S	Opponent	Score	RPI	S	Opponent	Score	RPI	S	Opponent	Score	
				34	A	California	0 3					
								147	A	Niagara	1 3	
								147	H	Niagara	0 3	
								147	N	Niagara	1 3	
								157	N	Princeton	0 3	
								182	A	Hofstra	0 3	
								185	N	Connecticut	1 3	
								192	N	UC Riverside	2 3	
								204	N	Indiana St.	1 3	
								232	A	Marist	3 2	
								232	H	Marist	3 0	
								236	A	New Hampshire	3 1	
								241	N	NJIT	3 1	
								243	A	Siena	3 2	
								243	H	Siena	3 1	
								243	N	Siena	3 2	
								246	A	Manhattan	3 1	
								246	H	Manhattan	3 0	
								259	A	Canisius	3 2	
								259	H	Canisius	3 2	
								269	A	Iona	3 0	
								269	H	Iona	3 2	
				LAST 10 GAMES				292	A	Loyola Maryland	3 0	
				147	N	Niagara	1 3	292	H	Loyola Maryland	3 0	
				243	N	Siena	3 2	320	A	Rider	3 0	
				269	A	Iona	3 0	292	A	Loyola Maryland	3 0	
				325	A	Saint Peter's	3 0	259	A	Canisius	3 2	
				246	A	Manhattan	3 1	147	A	Niagara	1 3	
								325	A	Saint Peter's	3 0	

**Non-Div. I Games:**

Fairfield

RPI	S	Opponent	Score	
325	H	Saint Peter's	3	0

Fairfield

F  
a  
i  
r  
f  
i  
e  
l  
d

F  
a  
i  
r  
f  
i  
e  
l  
d

[illegible]

**Non-Div. I Games:**

Valparaiso

Average RPI Win:	170	WON-LOST RECORD	WINNING PCT. RANK	LAST 10 GAMES	STRENGTH OF SCHEDULE	OPP. STRENGTH OF SCHEDULE	TEAM RPI	ADJ RPI	CONF. RPI	ADJ CONF. RPI	
DIV. I ONLY		10- 18	.35714 239	3- 7	100	87	179	.48378 167	9	8	
DIV. I NON-CONF.		6- 6	.5 164	1- 0	68	74	117	.53752 109	7	7	
<hr/>											
TOTALS	RPI 1-25	RPI 26-50		W-L RECORDS	RPI 51-100		RPI 101-150		RPI 150+		
10- 18	0- 2	0- 3		OVERALL	2- 7		2- 5		6- 1		
4- 7	0- 0	0- 1		HOME	1- 3		1- 2		2- 1		
3- 9	0- 0	0- 2		AWAY	1- 4		1- 3		1- 0		
3- 2	0- 2	0- 0		NEUTRAL	0- 0		0- 0		3- 0		
<hr/>											
6- 6	0- 2	0- 1		NON-CONFERENCE	1- 2		0- 1		5- 0		
2- 1	0- 0	0- 0		HOME	0- 1		0- 0		2- 0		
1- 3	0- 0	0- 1		AWAY	1- 1		0- 1		0- 0		
3- 2	0- 2	0- 0		NEUTRAL	0- 0		0- 0		3- 0		
<hr/>											
4- 12	0- 0	0- 2		CONFERENCE	1- 5		2- 4		1- 1		
2- 6	0- 0	0- 1		HOME	1- 2		1- 2		0- 1		
2- 6	0- 0	0- 1		AWAY	0- 3		1- 2		1- 0		
0- 0	0- 0	0- 0		NEUTRAL	0- 0		0- 0		0- 0		
<hr/>											
RPI S	Opponent	Score	RPI S	Opponent	Score	RPI S	Opponent	Score	RPI S	Opponent	Score
6 N	UNI	2 3	26 A	San Diego	0 3	56 A	UC Santa Barbara	0 3	112 A	Cal St. Northridge	0 3
8 N	Florida St.	0 3	44 A	Long Beach St.	1 3	56 H	UC Santa Barbara	0 3	112 H	Cal St. Northridge	1 3
			44 H	Long Beach St.	0 3	73 A	Delaware	3 2	114 A	Cal Poly	3 2
						87 A	Pacific	2 3	114 H	Cal Poly	3 0
						87 H	Pacific	0 3	116 A	New Mexico	2 3
						96 A	UC Davis	2 3	146 A	Cal St. Fullerton	1 3
						96 H	UC Davis	3 1	146 H	Cal St. Fullerton	1 3
						99 A	San Diego St.	1 3	172 H	Utah St.	3 1
						100 H	Idaho	0 3	179 N	Portland St.	3 2
									192 A	UC Riverside	3 0
									192 H	UC Riverside	1 3
									208 N	Portland	3 0
									261 N	Nevada	3 1
									286 H	Seattle	3 0
<hr/>											
LAST 10 GAMES											
			44 A	Long Beach St.	1 3	56 A	UC Santa Barbara	0 3			
			146 A	Cal St. Fullerton	1 3	146 H	Cal St. Fullerton	1 3			
			112 H	Cal St. Northridge	1 3	286 H	Seattle	3 0			
			192 H	UC Riverside	1 3	87 H	Pacific	0 3			
			114 A	Cal Poly	3 2	96 H	UC Davis	3 1			

Non-Div. I Games:

UC Irvine

Average RPI Win:	174	WON-LOST	WINNING		LAST 10	STRENGTH OF		OPP. STRENGTH	TEAM	ADJ		CONF.	ADJ CONF.				
Average RPI Loss:	106	RECORD	PCT. RANK	GAMES		SCHEDULE		OF SCHEDULE	RPI	RPI	RPI	RPI					
DIV. I ONLY		12- 20	.375	233	1- 9	64		126	158	.48332	168	14	14				
DIV. I NON-CONF.		7- 7	.5	164	0- 2	28		89	70	.56333	71	14	14				
<hr/>																	
TOTALS		RPI 1-25		RPI 26-50		W-L RECORDS		RPI 51-100		RPI 101-150		RPI 150+					
12- 20		0- 1		0- 5		OVERALL		2- 5		4- 3		6- 6					
3- 8		0- 1		0- 1		HOME		0- 3		1- 1		2- 2					
3- 10		0- 0		0- 3		AWAY		1- 2		1- 2		1- 3					
6- 2		0- 0		0- 1		NEUTRAL		1- 0		2- 0		3- 1					
7- 7		0- 1		0- 3		NON-CONFERENCE		1- 2		3- 0		3- 1					
0- 2		0- 1		0- 0		HOME		0- 1		0- 0		0- 0					
1- 3		0- 0		0- 2		AWAY		0- 1		1- 0		0- 0					
6- 2		0- 0		0- 1		NEUTRAL		1- 0		2- 0		3- 1					
5- 13		0- 0		0- 2		CONFERENCE		1- 3		1- 3		3- 5					
3- 6		0- 0		0- 1		HOME		0- 2		1- 1		2- 2					
2- 7		0- 0		0- 1		AWAY		1- 1		0- 2		1- 3					
0- 0		0- 0		0- 0		NEUTRAL		0- 0		0- 0		0- 0					
<hr/>																	
RPI	S	Opponent		Score		RPI	S	Opponent		Score		RPI	S	Opponent		Score	
6	H	UNI		0 3		27	N	Kansas St.		0 3		52	A	North Dakota		0 3	
						40	A	North Dakota St.		1 3		52	H	North Dakota		0 3	
						40	H	North Dakota St.		0 3		75	A	IPFW		0 3	
						42	A	Missouri St.		0 3		75	H	IPFW		2 3	
						47	A	Kansas		0 3		88	A	Oral Roberts		3 1	
												88	H	Oral Roberts		2 3	
												97	N	Appalachian St.		3 1	

Non-Div. I Games: Neb. Omaha 3 0

South Dakota St.

Average RPI Win: 155		WON-LOST RECORD		WINNING PCT. RANK		LAST 10 GAMES		STRENGTH OF SCHEDULE		OPP. STRENGTH OF SCHEDULE		TEAM RPI		ADJ RPI		CONF. RPI		ADJ CONF. RPI	
DIV. I ONLY		9- 22		.29032 273		0- 10		62		55		180		.48319 169		5		5	
DIV. I NON-CONF.		6- 6		.5 164		0- 0		47		66		89		.55325 87		5		5	
TOTALS		RPI 1-25		RPI 26-50		W-L RECORDS		RPI 51-100		RPI 101-150		RPI 150+							
9- 22		0- 3		0- 5		OVERALL		3- 10		2- 1		4- 3							
7- 9		0- 2		0- 2		HOME		3- 4		2- 0		2- 1							
1- 10		0- 1		0- 3		AWAY		0- 3		0- 1		1- 2							
1- 3		0- 0		0- 0		NEUTRAL		0- 3		0- 0		1- 0							
6- 6		0- 1		0- 1		NON-CONFERENCE		3- 4		1- 0		2- 0							
5- 1		0- 0		0- 0		HOME		3- 1		1- 0		1- 0							
0- 2		0- 1		0- 1		AWAY		0- 0		0- 0		0- 0							
1- 3		0- 0		0- 0		NEUTRAL		0- 3		0- 0		1- 0							
3- 16		0- 2		0- 4		CONFERENCE		0- 6		1- 1		2- 3							
2- 8		0- 2		0- 2		HOME		0- 3		1- 0		1- 1							
1- 8		0- 0		0- 2		AWAY		0- 3		0- 1		1- 2							
0- 0		0- 0		0- 0		NEUTRAL		0- 0		0- 0		0- 0							
RPI S	Opponent	Score		RPI S	Opponent	Score		RPI S	Opponent	Score		RPI S	Opponent	Score					
8 H	Florida St.	1	3	33 A	North Carolina	0	3	55 A	Clemson	2	3	108 A	North Carolina St.	1	3				
13 A	Tennessee	2	3	33 H	North Carolina	0	3	55 H	Clemson	1	3	108 H	North Carolina St.	3	0				
24 H	Miami (FL)	1	3	41 A	Duke	1	3	57 N	Ohio	2	3	142 H	VCU	3	0				
				41 H	Duke	1	3	66 A	Virginia Tech	0	3	173 A	Wake Forest	0	3				
				49 A	Ohio St.	1	3	66 H	Virginia Tech	2	3	173 H	Wake Forest	1	3				
								69 A	Georgia Tech	1	3	174 A	Virginia	1	3				
								69 H	Georgia Tech	1	3	174 H	Virginia	3	2				
								73 H	Delaware	3	1	198 A	Boston College	3	0				
								77 H	Sacred Heart	2	3	230 N	Akron	3	0				
								79 H	Xavier	3	0	304 H	Quinnipiac	3	0				
								83 N	Albany (NY)	0	3								
								90 H	Yale	3	2								
								98 N	Villanova	1	3								
				LAST 10 GAMES															
				173 H	Wake Forest	1	3	55 H	Clemson	1	3								
				41 H	Duke	1	3	108 A	North Carolina St.	1	3								
				174 A	Virginia	1	3	33 A	North Carolina	0	3								
				66 A	Virginia Tech	0	3	24 H	Miami (FL)	1	3								
				69 H	Georgia Tech	1	3	8 H	Florida St.	1	3								

Non-Div. I Games:

Maryland

Average RPI Win:	200	WON-LOST RECORD	WINNING PCT. RANK	LAST 10 GAMES	STRENGTH OF SCHEDULE	OPP. STRENGTH OF SCHEDULE	TEAM RPI	ADJ RPI	CONF. RPI	ADJ CONF. RPI	
DIV. I ONLY		12- 16	.42857 200	6- 4	125	129	171	.48202 170	13	13	
DIV. I NON-CONF.		6- 8	.42857 207	1- 0	124	125	170	.48811 168	13	13	
<hr/>											
TOTALS	RPI 1-25	RPI 26-50		W-L RECORDS	RPI 51-100		RPI 101-150		RPI 150+		
12- 16	0- 2	0- 1		OVERALL	2- 5		2- 5		8- 3		
5- 6	0- 1	0- 0		HOME	1- 3		1- 1		3- 1		
4- 6	0- 1	0- 0		AWAY	1- 2		1- 1		2- 2		
3- 4	0- 0	0- 1		NEUTRAL	0- 0		0- 3		3- 0		
<hr/>											
6- 8	0- 0	0- 1		NON-CONFERENCE	1- 2		2- 3		3- 2		
1- 3	0- 0	0- 0		HOME	0- 2		1- 0		0- 1		
2- 1	0- 0	0- 0		AWAY	1- 0		1- 0		0- 1		
3- 4	0- 0	0- 1		NEUTRAL	0- 0		0- 3		3- 0		
<hr/>											
6- 8	0- 2	0- 0		CONFERENCE	1- 3		0- 2		5- 1		
4- 3	0- 1	0- 0		HOME	1- 1		0- 1		3- 0		
2- 5	0- 1	0- 0		AWAY	0- 2		0- 1		2- 1		
0- 0	0- 0	0- 0		NEUTRAL	0- 0		0- 0		0- 0		
<hr/>											
RPI S	Opponent	Score	RPI S	Opponent	Score	RPI S	Opponent	Score	RPI S	Opponent	Score
7	A Hawaii	0 3	50	N Milwaukee	1 3	52	H North Dakota	0 3	101	H Texas Tech	3 2
7	H Hawaii	0 3				56	H UC Santa Barbara	1 3	116	N New Mexico	1 3
						62	A New Mexico St.	0 3	132	N Loyola Marymount	1 3
						62	H New Mexico St.	0 3	138	A Arizona St.	3 1
						87	A Pacific	3 1	142	A Fresno St.	1 3
						100	A Idaho	0 3	142	H Fresno St.	2 3
						100	H Idaho	3 2	150	N Denver	1 3
									156	H Sacramento St.	1 3
									172	A Utah St.	0 3
									172	H Utah St.	3 1
									189	A Northern Ariz.	0 3
									192	N UC Riverside	3 1
									261	A Nevada	3 0
									261	H Nevada	3 0
									268	A Louisiana Tech	3 0
									268	H Louisiana Tech	3 1
									271	N Hampton	3 0
									281	N CSU Bakersfield	3 0
<hr/>											
LAST 10 GAMES											
			101	H Texas Tech	3 2	7	H Hawaii	0 3			
			268	H Louisiana Tech	3 1	100	H Idaho	3 2			
			62	H New Mexico St.	0 3	172	H Utah St.	3 1			
			142	A Fresno St.	1 3	62	A New Mexico St.	0 3			
			261	A Nevada	3 0	268	A Louisiana Tech	3 0			

Non-Div. I Games:

San Jose St.

Average RPI Win:		169	WON-LOST RECORD		WINNING PCT. RANK		LAST 10 GAMES		STRENGTH OF SCHEDULE		OPP. STRENGTH OF SCHEDULE		TEAM RPI		ADJ RPI		CONF. RPI		ADJ CONF. RPI				
Average RPI Loss:		68																					
DIV. I ONLY			6- 23		.2069 294		1- 9		22		46		183		.48116 171		3		3				
DIV. I NON-CONF.			5- 3		.625 106		0- 0		81		209		92		.5467 94		3		3				
TOTALS		RPI 1-25		RPI 26-50		W-L RECORDS		RPI 51-100		RPI 101-150		RPI 150+											
6- 23		0- 8		0- 6		OVERALL		1- 2		3- 6		2- 1											
3- 10		0- 4		0- 3		HOME		1- 0		2- 3		0- 0											
1- 10		0- 4		0- 3		AWAY		0- 0		0- 3		1- 0											
2- 3		0- 0		0- 0		NEUTRAL		0- 2		1- 0		1- 1											
5- 3		0- 0		0- 0		NON-CONFERENCE		1- 2		2- 0		2- 1											
2- 0		0- 0		0- 0		HOME		1- 0		1- 0		0- 0											
1- 0		0- 0		0- 0		AWAY		0- 0		0- 0		1- 0											
2- 3		0- 0		0- 0		NEUTRAL		0- 2		1- 0		1- 1											
1- 20		0- 8		0- 6		CONFERENCE		0- 0		1- 6		0- 0											
1- 10		0- 4		0- 3		HOME		0- 0		1- 3		0- 0											
0- 10		0- 4		0- 3		AWAY		0- 0		0- 3		0- 0											
0- 0		0- 0		0- 0		NEUTRAL		0- 0		0- 0		0- 0											
RPI	S	Opponent		Score		RPI	S	Opponent		Score		RPI	S	Opponent		Score							
9	A	Southern California		0	3	30	A	Washington		0	3	83	H	Albany (NY)		3	1	117	A	Oregon St.	2	3	
9	H	Southern California		0	3	30	H	Washington		0	3	83	N	Albany (NY)		0	3	117	H	Oregon St.	0	3	
15	A	UCLA		1	3	34	A	California		0	3	96	N	UC Davis		1	3	119	H	Northern Colo.	3	2	
15	H	UCLA		0	3	34	H	California		1	3							135	H	Utah	0	3	
16	A	Stanford		0	3	43	A	Arizona		2	3							138	A	Arizona St.	1	3	
16	H	Stanford		1	3	43	H	Arizona		0	3							138	H	Arizona St.	0	3	
25	A	Oregon		0	3													140	N	UNLV	3	1	
25	H	Oregon		0	3													149	A	Washington St.	0	3	
																		149	H	Washington St.	3	2	
																		243	N	Siena	2	3	
																		248	N	St. John's (NY)	3	2	
																		273	A	Fordham	3	0	
						LAST 10 GAMES																	
						30	H	Washington		0	3	16	H	Stanford		1	3						
						149	H	Washington St.		3	2	25	A	Oregon		0	3						
						43	A	Arizona		2	3	117	A	Oregon St.		2	3						
						138	A	Arizona St.		1	3	9	A	Southern California		0	3						
						34	H	California		1	3	15	A	UCLA		1	3						

Non-Div. I Games:



























Colorado



Average RPI Win: 186		WON-LOST RECORD		WINNING PCT. RANK		LAST 10 GAMES		STRENGTH OF SCHEDULE		OPP. STRENGTH OF SCHEDULE		TEAM RPI		ADJ RPI		CONF. RPI		ADJ CONF. RPI	
DIV. I ONLY		12- 16		.42857 200		5- 5		131		115		170		.48108 172		13		13	
DIV. I NON-CONF.		5- 9		.35714 240		0- 1		139		87		195		.46426 195		13		13	
TOTALS		RPI 1-25		RPI 26-50		W-L RECORDS		RPI 51-100		RPI 101-150		RPI 150+							
12- 16		0- 2		0- 1		OVERALL		2- 5		3- 4		7- 4							
7- 4		0- 1		0- 0		HOME		2- 2		2- 0		3- 1							
4- 9		0- 1		0- 1		AWAY		0- 2		1- 2		3- 3							
1- 3		0- 0		0- 0		NEUTRAL		0- 1		0- 2		1- 0							
5- 9		0- 0		0- 1		NON-CONFERENCE		1- 2		2- 3		2- 3							
2- 2		0- 0		0- 0		HOME		1- 1		1- 0		0- 1							
2- 4		0- 0		0- 1		AWAY		0- 0		1- 1		1- 2							
1- 3		0- 0		0- 0		NEUTRAL		0- 1		0- 2		1- 0							
7- 7		0- 2		0- 0		CONFERENCE		1- 3		1- 1		5- 1							
5- 2		0- 1		0- 0		HOME		1- 1		1- 0		3- 0							
2- 5		0- 1		0- 0		AWAY		0- 2		0- 1		2- 1							
0- 0		0- 0		0- 0		NEUTRAL		0- 0		0- 0		0- 0							
RPI	S	Opponent		Score		RPI	S	Opponent		Score		RPI	S	Opponent		Score			
7	A	Hawaii		0 3		44	A	Long Beach St.		0 3		59	H	BYU		0 3			
7	H	Hawaii		1 3								62	A	New Mexico St.		0 3			
												62	H	New Mexico St.		3 2			
												70	H	Texas St.		3 2			
												87	N	Pacific		0 3			
												100	A	Idaho		0 3			
												100	H	Idaho		2 3			
												102	A	Utah Valley		0 3			
												106	H	Syracuse		3 1			
												113	N	SMU		1 3			
												117	N	Oregon St.		0 3			
												142	A	Fresno St.		2 3			
												142	H	Fresno St.		3 1			
												146	A	Cal St. Fullerton		3 1			
												167	A	UC Irvine		1 3			
												170	A	San Jose St.		1 3			
												170	H	San Jose St.		3 0			
												188	H	Idaho St.		2 3			
												191	N	Drake		3 0			
												219	A	Southern Utah		2 3			
												261	A	Nevada		3 1			
												261	H	Nevada		3 0			
												268	A	Louisiana Tech		3 1			
												268	H	Louisiana Tech		3 0			
												283	A	Weber St.		3 2			
LAST 10 GAMES																			
142	A	Fresno St.		2 3		62	H	New Mexico St.		3 2		7	A	Hawaii		0 3			
261	A	Nevada		3 1		7	A	Hawaii		0 3		170	A	San Jose St.		1 3			
100	H	Idaho		2 3		261	H	Nevada		3 0		142	H	Fresno St.		3 1			
102	A	Utah Valley		0 3															
268	H	Louisiana Tech		3 0															

Non-Div. I Games:

Utah St.

Average RPI Win: 181		WON-LOST	WINNING	LAST 10	STRENGTH OF		OPP. STRENGTH	TEAM	ADJ	CONF.	ADJ CONF.
Average RPI Loss: 74		RECORD	PCT. RANK	GAMES	SCHEDULE		OF SCHEDULE	RPI	RPI	RPI	RPI
DIV. I ONLY		9- 20	.31034	264	4- 6		93	53	187	.4801	173
DIV. I NON-CONF.		3- 7	.3	258	0- 1		104	125	201	.46923	191
TOTALS		RPI 1-25	RPI 26-50		W-L RECORDS		RPI 51-100		RPI 101-150		RPI 150+
9- 20	0- 5	1- 1		OVERALL		1- 9		0- 3		7- 2	
7- 10	0- 2	1- 1		HOME		1- 3		0- 3		5- 1	
2- 8	0- 3	0- 0		AWAY		0- 4		0- 0		2- 1	
0- 2	0- 0	0- 0		NEUTRAL		0- 2		0- 0		0- 0	
3- 7	0- 1	0- 0		NON-CONFERENCE		0- 4		0- 2		3- 0	
3- 3	0- 0	0- 0		HOME		0- 1		0- 2		3- 0	
0- 2	0- 1	0- 0		AWAY		0- 1		0- 0		0- 0	
0- 2	0- 0	0- 0		NEUTRAL		0- 2		0- 0		0- 0	
6- 13	0- 4	1- 1		CONFERENCE		1- 5		0- 1		4- 2	
4- 7	0- 2	1- 1		HOME		1- 2		0- 1		2- 1	
2- 6	0- 2	0- 0		AWAY		0- 3		0- 0		2- 1	
0- 0	0- 0	0- 0		NEUTRAL		0- 0		0- 0		0- 0	
RPI S	Opponent	Score	RPI S	Opponent	Score	RPI S	Opponent	Score	RPI S	Opponent	Score
8 A	Florida St.	2 	33 H	North Carolina	1 	55 A	Clemson	1 	108 H	North Carolina St.	0 
8 H	Florida St.	2 	41 H	Duke	3 1	55 H	Clemson	1 	124 H	Georgetown	0 
21 A	Western Ky.	0 				63 H	Arkansas	0 	142 H	VCU	2 
24 A	Miami (FL)	0 				66 A	Virginia Tech	2 	169 A	Maryland	3 1
24 H	Miami (FL)	1 				66 H	Virginia Tech	3 2	169 H	Maryland	3 0
						69 A	Georgia Tech	0 	174 A	Virginia	1 
						69 H	Georgia Tech	1 	174 H	Virginia	3 2
						72 N	LSU	0 	198 A	Boston College	3 1
						79 N	Xavier	1 	198 H	Boston College	0 
						97 A	Appalachian St.	0 	216 H	North Florida	3 0
									291 H	High Point	3 0
									305 H	Charleston So.	3 1
			LAST 10 GAMES								
			169 A	Maryland	3 1	66 H	Virginia Tech	3 2			
			198 A	Boston College	3 1	142 H	VCU	2 			
			24 H	Miami (FL)	1 	55 A	Clemson	1 			
			8 H	Florida St.	2 	69 A	Georgia Tech	0 			
			174 H	Virginia	3 2	33 H	North Carolina	1 			

Non-Div. I Games:

Wake Forest

Average RPI Win: 183		WON-LOST	WINNING	LAST 10	STRENGTH OF		OPP. STRENGTH	TEAM	ADJ	CONF.	ADJ CONF.
Average RPI Loss: 71		RECORD	PCT. RANK	GAMES	SCHEDULE		OF SCHEDULE	RPI	RPI	RPI	RPI
DIV. I ONLY		10- 19	.34483	247	2- 8		91	60	174	.4788	174
DIV. I NON-CONF.		6- 4	.6	120	0- 0		132	105	121	.52947	122
TOTALS		RPI 1-25	RPI 26-50		W-L RECORDS		RPI 51-100		RPI 101-150		RPI 150+
10- 19	0- 4	0- 7		OVERALL		1- 3		1- 1		8- 4	
7- 9	0- 2	0- 4		HOME		0- 2		0- 1		7- 0	
2- 8	0- 2	0- 2		AWAY		1- 1		1- 0		0- 3	
1- 2	0- 0	0- 1		NEUTRAL		0- 0		0- 0		1- 1	
6- 4	0- 0	0- 3		NON-CONFERENCE		1- 0		0- 0		5- 1	
4- 2	0- 0	0- 2		HOME		0- 0		0- 0		4- 0	
1- 0	0- 0	0- 0		AWAY		1- 0		0- 0		0- 0	
1- 2	0- 0	0- 1		NEUTRAL		0- 0		0- 0		1- 1	
4- 15	0- 4	0- 4		CONFERENCE		0- 3		1- 1		3- 3	
3- 7	0- 2	0- 2		HOME		0- 2		0- 1		3- 0	
1- 8	0- 2	0- 2		AWAY		0- 1		1- 0		0- 3	
0- 0	0- 0	0- 0		NEUTRAL		0- 0		0- 0		0- 0	
RPI S	Opponent	Score	RPI S	Opponent	Score	RPI S	Opponent	Score	RPI S	Opponent	Score
8 A	Florida St.	0 <b>3</b>	33 A	North Carolina	0 <b>3</b>	55 H	Clemson	1 <b>3</b>	108 A	North Carolina St.	3 1
8 H	Florida St.	0 <b>3</b>	33 H	North Carolina	1 <b>3</b>	57 A	Ohio	3 1	108 H	North Carolina St.	1 <b>3</b>
24 A	Miami (FL)	0 <b>3</b>	34 H	California	0 <b>3</b>	66 A	Virginia Tech	1 <b>3</b>	151 H	Long Island	3 0
24 H	Miami (FL)	0 <b>3</b>	35 H	Western Mich.	1 <b>3</b>	69 H	Georgia Tech	1 <b>3</b>	169 A	Maryland	2 <b>3</b>
			38 N	Louisville	1 <b>3</b>				169 H	Maryland	3 1
			41 A	Duke	1 <b>3</b>				173 A	Wake Forest	2 <b>3</b>
			41 H	Duke	2 <b>3</b>				173 H	Wake Forest	3 1
									185 N	Connecticut	1 <b>3</b>
									194 N	Marshall	3 0
									198 A	Boston College	1 <b>3</b>
									198 H	Boston College	3 0
									222 H	Western Caro.	3 0
									275 H	East Carolina	3 0
									285 H	S.C. Upstate	3 0
LAST 10 GAMES											
			33 H	North Carolina	1 <b>3</b>	41 A	Duke	1 <b>3</b>			
			108 H	North Carolina St.	1 <b>3</b>	8 A	Florida St.	0 <b>3</b>			
			169 H	Maryland	3 1	24 A	Miami (FL)	0 <b>3</b>			
			198 H	Boston College	3 0	69 H	Georgia Tech	1 <b>3</b>			
			173 A	Wake Forest	2 <b>3</b>	55 H	Clemson	1 <b>3</b>			

Non-Div. I Games:

Virginia

Average RPI Win:		178	WON-LOST RECORD		WINNING PCT. RANK		LAST 10 GAMES		STRENGTH OF SCHEDULE		OPP. STRENGTH OF SCHEDULE		TEAM RPI		ADJ RPI		CONF. RPI		ADJ CONF. RPI				
Average RPI Loss:		109																					
DIV. I ONLY			12- 18		.4 215		3- 7		113		106		173		.47751 175		14		14				
DIV. I NON-CONF.			5- 7		.41667 210		1- 1		107		54		154		.49614 159		14		14				
TOTALS		RPI 1-25		RPI 26-50		W-L RECORDS		RPI 51-100		RPI 101-150		RPI 150+											
12- 18		0- 1		0- 3		OVERALL		2- 6		2- 4		8- 4											
4- 7		0- 0		0- 1		HOME		0- 3		0- 2		4- 1											
5- 7		0- 0		0- 1		AWAY		1- 3		0- 2		4- 1											
3- 4		0- 1		0- 1		NEUTRAL		1- 0		2- 0		0- 2											
5- 7		0- 1		0- 1		NON-CONFERENCE		1- 3		2- 0		2- 2											
1- 1		0- 0		0- 0		HOME		0- 1		0- 0		1- 0											
1- 2		0- 0		0- 0		AWAY		0- 2		0- 0		1- 0											
3- 4		0- 1		0- 1		NEUTRAL		1- 0		2- 0		0- 2											
7- 11		0- 0		0- 2		CONFERENCE		1- 3		0- 4		6- 2											
3- 6		0- 0		0- 1		HOME		0- 2		0- 2		3- 1											
4- 5		0- 0		0- 1		AWAY		1- 1		0- 2		3- 1											
0- 0		0- 0		0- 0		NEUTRAL		0- 0		0- 0		0- 0											
RPI	S	Opponent		Score		RPI	S	Opponent		Score		RPI	S	Opponent		Score							
17	N	Northern Ill.		0	3	39	N	Marquette		1	3	52	H	North Dakota		2	3	117	N	Oregon St.	3	2	
						40	A	North Dakota St.		0	3	61	A	Creighton		1	3	129	A	Oakland	1	3	
						40	H	North Dakota St.		0	3	75	A	IPFW		0	3	129	H	Oakland	2	3	
												75	H	IPFW		1	3	130	A	IUPUI	2	3	
												82	A	Wyoming		0	3	130	H	IUPUI	1	3	
												88	A	Oral Roberts		3	2	146	N	Cal St. Fullerton	3	2	
												88	H	Oral Roberts		2	3	168	A	South Dakota St.	3	1	
												100	N	Idaho		3	1	168	H	South Dakota St.	3	1	
																		191	H	Drake	3	2	
																		199	N	Gonzaga	1	3	
																		209	A	Montana	3	0	
																		212	A	UMKC	2	3	
																		212	H	UMKC	3	0	
																		219	A	Southern Utah	3	2	
																		219	H	Southern Utah	2	3	
																		253	N	DePaul	2	3	
																		257	A	Western Ill.	3	2	
																		257	H	Western Ill.	3	1	
LAST 10 GAMES																							
						168	A	South Dakota St.		3	1	130	A	IUPUI		2	3						
						40	A	North Dakota St.		0	3	257	A	Western Ill.		3	2						
						75	H	IPFW		1	3	212	A	UMKC		2	3						
						129	H	Oakland		2	3	191	H	Drake		3	2						
						52	H	North Dakota		2	3	88	H	Oral Roberts		2	3						

Non-Div. I Games: Neb. Omaha 3 0 Neb. Omaha 3 0

South Dakota

Average RPI Win: 236		WON-LOST	WINNING	LAST 10	STRENGTH OF		OPP. STRENGTH	TEAM	ADJ	CONF.	ADJ CONF.				
Average RPI Loss: 127		RECORD	PCT. RANK	GAMES	SCHEDULE		OF SCHEDULE	RPI	RPI	RPI	RPI				
DIV. I ONLY		13- 16	.44828	191	6- 4		133	219	181	.47748	176	23	23		
DIV. I NON-CONF.		5- 10	.33333	244	0- 0		94	179	191	.46853	192	24	23		
<hr/>															
TOTALS		RPI 1-25		RPI 26-50		W-L RECORDS		RPI 51-100		RPI 101-150		RPI 150+			
13- 16		0- 0		0- 0		OVERALL		0- 6		1- 4		12- 6			
7- 7		0- 0		0- 0		HOME		0- 3		1- 1		6- 3			
4- 5		0- 0		0- 0		AWAY		0- 2		0- 2		4- 1			
2- 4		0- 0		0- 0		NEUTRAL		0- 1		0- 1		2- 2			
5- 10		0- 0		0- 0		NON-CONFERENCE		0- 4		1- 2		4- 4			
3- 4		0- 0		0- 0		HOME		0- 2		1- 0		2- 2			
0- 3		0- 0		0- 0		AWAY		0- 1		0- 1		0- 1			
2- 3		0- 0		0- 0		NEUTRAL		0- 1		0- 1		2- 1			
8- 6		0- 0		0- 0		CONFERENCE		0- 2		0- 2		8- 2			
4- 3		0- 0		0- 0		HOME		0- 1		0- 1		4- 1			
4- 2		0- 0		0- 0		AWAY		0- 1		0- 1		4- 0			
0- 1		0- 0		0- 0		NEUTRAL		0- 0		0- 0		0- 1			
RPI	S	Opponent	Score	RPI	S	Opponent	Score	RPI	S	Opponent	Score	RPI	S	Opponent	Score
								70	N	Texas St.	0 3	108	N	North Carolina St.	0 3
								81	H	UAB	0 3	110	A	Georgia	0 3
								85	A	Lipscomb	0 3	120	A	Belmont	0 3
								85	H	Lipscomb	0 3	120	H	Belmont	1 3
								88	H	Oral Roberts	0 3	148	H	Winthrop	3 2
								97	A	Appalachian St.	0 3	152	H	Fla. Gulf Coast	3 0
												158	N	Charlotte	2 3
												162	A	North Texas	0 3
												164	H	Troy	2 3
												193	H	Georgia St.	2 3
												197	A	East Tenn. St.	3 0
												197	H	East Tenn. St.	2 3
												197	N	East Tenn. St.	2 3
												215	N	Jackson St.	3 0
												216	A	North Florida	3 1
												239	N	William & Mary	3 1
												244	A	Jacksonville	3 1
												252	H	Eastern Ky.	3 2
												264	H	Mercer	3 1
												279	H	Chattanooga	3 1
												285	A	S.C. Upstate	3 1
												285	H	S.C. Upstate	3 1
												294	H	Stetson	3 0
<hr/>															
LAST 10 GAMES															
						197	N	East Tenn. St.	2 3	197	H	East Tenn. St.	2 3		
						264	H	Mercer	3 1	197	A	East Tenn. St.	3 0		
						120	A	Belmont	0 3	285	A	S.C. Upstate	3 1		
						85	A	Lipscomb	0 3	152	H	Fla. Gulf Coast	3 0		
						285	H	S.C. Upstate	3 1	294	H	Stetson	3 0		

Non-Div. I Games:

Kennesaw St.

E  
l  
o  
n

Elon



Average RPI Win: 237		WON-LOST	WINNING	LAST 10	STRENGTH OF		OPP. STRENGTH	TEAM	ADJ	CONF.	ADJ CONF.			
Average RPI Loss: 133		RECORD	PCT. RANK	GAMES	SCHEDULE		OF SCHEDULE	RPI	RPI	RPI	RPI			
DIV. I ONLY		17- 12	.58621	117	248		209	177	.47422	179	22			
DIV. I NON-CONF.		5- 8	.38462	227	245		173	246	.41987	246	19			
<hr/>														
TOTALS		RPI 1-25	RPI 26-50		W-L RECORDS		RPI 51-100		RPI 101-150		RPI 150+			
17- 12		0- 1	0- 1		OVERALL		0- 0		0- 4		17- 6			
7- 2		0- 0	0- 0		HOME		0- 0		0- 1		7- 1			
7- 7		0- 1	0- 0		AWAY		0- 0		0- 3		7- 3			
3- 3		0- 0	0- 1		NEUTRAL		0- 0		0- 0		3- 2			
5- 8		0- 1	0- 1		NON-CONFERENCE		0- 0		0- 2		5- 4			
1- 0		0- 0	0- 0		HOME		0- 0		0- 0		1- 0			
1- 5		0- 1	0- 0		AWAY		0- 0		0- 2		1- 2			
3- 3		0- 0	0- 1		NEUTRAL		0- 0		0- 0		3- 2			
12- 4		0- 0	0- 0		CONFERENCE		0- 0		0- 2		12- 2			
6- 2		0- 0	0- 0		HOME		0- 0		0- 1		6- 1			
6- 2		0- 0	0- 0		AWAY		0- 0		0- 1		6- 1			
0- 0		0- 0	0- 0		NEUTRAL		0- 0		0- 0		0- 0			
RPI	S	Opponent	Score		RPI	S	Opponent	Score		RPI	S	Opponent	Score	
25	A	Oregon	0	3	30	N	Washington	0	3	105	A	UTEP	1	3
										116	A	New Mexico	0	3
										119	A	Northern Colo.	0	3
										119	H	Northern Colo.	2	3
										156	A	Sacramento St.	0	3
										156	H	Sacramento St.	3	0
										160	N	Boise St.	1	3
										167	N	UC Irvine	2	3
										188	A	Idaho St.	3	2
										188	H	Idaho St.	1	3
										189	A	Northern Ariz.	3	1
										189	H	Northern Ariz.	3	1
										199	A	Gonzaga	2	3
										200	N	Texas-Arlington	3	0
										201	A	Eastern Wash.	3	1
										201	H	Eastern Wash.	3	0
										208	A	Portland	1	3
										209	A	Montana	3	2
										209	H	Montana	3	1
										234	N	Nicholls St.	3	0
										283	A	Weber St.	3	0
					LAST 10 GAMES					283	H	Weber St.	3	0
					156	H	Sacramento St.	3	0	209	H	Montana	3	1
					201	A	Eastern Wash.	3	1	301	H	Montana St.	3	0
					286	A	Seattle	3	0	188	A	Idaho St.	3	2
					189	A	Northern Ariz.	3	1	283	A	Weber St.	3	0
					119	A	Northern Colo.	0	3	201	H	Eastern Wash.	3	0
										315	N	Southern U.	3	0

Non-Div. I Games:

Portland St.



Average RPI Win:		204	WON-LOST RECORD		WINNING PCT. RANK		LAST 10 GAMES		STRENGTH OF SCHEDULE		OPP. STRENGTH OF SCHEDULE		TEAM RPI		ADJ RPI		CONF. RPI		ADJ CONF. RPI				
Average RPI Loss:		86																					
DIV. I ONLY			7- 18		.28 277		4- 6		69		98		193		.47292 180		11		11				
DIV. I NON-CONF.			2- 9		.18182 290		0- 0		42		88		189		.47444 184		11		11				
TOTALS		RPI 1-25		RPI 26-50		W-L RECORDS		RPI 51-100		RPI 101-150		RPI 150+											
7- 18		0- 2		0- 4		OVERALL		0- 6		2- 3		5- 3											
6- 7		0- 0		0- 2		HOME		0- 2		2- 1		4- 2											
1- 9		0- 2		0- 2		AWAY		0- 3		0- 1		1- 1											
0- 2		0- 0		0- 0		NEUTRAL		0- 1		0- 1		0- 0											
2- 9		0- 1		0- 2		NON-CONFERENCE		0- 3		0- 2		2- 1											
2- 3		0- 0		0- 1		HOME		0- 0		0- 1		2- 1											
0- 4		0- 1		0- 1		AWAY		0- 2		0- 0		0- 0											
0- 2		0- 0		0- 0		NEUTRAL		0- 1		0- 1		0- 0											
5- 9		0- 1		0- 2		CONFERENCE		0- 3		2- 1		3- 2											
4- 4		0- 0		0- 1		HOME		0- 2		2- 0		2- 1											
1- 5		0- 1		0- 1		AWAY		0- 1		0- 1		1- 1											
0- 0		0- 0		0- 0		NEUTRAL		0- 0		0- 0		0- 0											
RPI	S	Opponent		Score		RPI	S	Opponent		Score		RPI	S	Opponent		Score							
12	A	Kentucky		0	3	38	A	Louisville		1	3	54	H	Notre Dame		0	3	106	H	Syracuse	3	0	
18	A	Cincinnati		0	3	39	H	Marquette		0	3	67	N	Houston		1	3	122	H	Towson	1	3	
						45	A	Baylor		0	3	70	A	Texas St.		0	3	124	A	Georgetown	0	3	
						49	H	Ohio St.		0	3	76	A	UTSA		0	3	125	H	Pittsburgh	3	2	
												95	H	Seton Hall		1	3	132	N	Loyola Marymount	0	3	
												98	A	Villanova		0	3	155	H	South Fla.	2	3	
																		166	H	Valparaiso	2	3	
																		185	A	Connecticut	1	3	
																		225	H	Robert Morris	3	1	
																		235	H	Rutgers	3	0	
																		236	H	New Hampshire	3	0	
																		248	A	St. John's (NY)	3	0	
																		253	H	DePaul	3	0	
						LAST 10 GAMES																	
						155	H	South Fla.		2	3	18	A	Cincinnati		0	3						
						248	A	St. John's (NY)		3	0	38	A	Louisville		1	3						
						185	A	Connecticut		1	3	125	H	Pittsburgh		3	2						
						39	H	Marquette		0	3	54	H	Notre Dame		0	3						
						106	H	Syracuse		3	0	253	H	DePaul		3	0						

Non-Div. I Games:

West Virginia



Average RPI Win: 213		WON-LOST	WINNING	LAST 10	STRENGTH OF		OPP. STRENGTH	TEAM	ADJ	CONF.	ADJ CONF.
Average RPI Loss: 128		RECORD	PCT. RANK	GAMES	SCHEDULE		OF SCHEDULE	RPI	RPI	RPI	RPI
DIV. I ONLY		14- 17	.45161	186	3- 7		147	183	182	.47132	182
DIV. I NON-CONF.		9- 8	.52941	161	0- 0		177	207	167	.48675	171
TOTALS		RPI 1-25	RPI 26-50		W-L RECORDS		RPI 51-100		RPI 101-150		RPI 150+
14- 17	0- 0	0- 2		OVERALL		2- 4		0- 5		12- 6	
9- 4	0- 0	0- 0		HOME		2- 0		0- 2		7- 2	
3- 10	0- 0	0- 1		AWAY		0- 4		0- 2		3- 3	
2- 3	0- 0	0- 1		NEUTRAL		0- 0		0- 1		2- 1	
9- 8	0- 0	0- 2		NON-CONFERENCE		0- 2		0- 1		9- 3	
6- 0	0- 0	0- 0		HOME		0- 0		0- 0		6- 0	
1- 5	0- 0	0- 1		AWAY		0- 2		0- 0		1- 2	
2- 3	0- 0	0- 1		NEUTRAL		0- 0		0- 1		2- 1	
5- 9	0- 0	0- 0		CONFERENCE		2- 2		0- 4		3- 3	
3- 4	0- 0	0- 0		HOME		2- 0		0- 2		1- 2	
2- 5	0- 0	0- 0		AWAY		0- 2		0- 2		2- 1	
0- 0	0- 0	0- 0		NEUTRAL		0- 0		0- 0		0- 0	
RPI S	Opponent	Score	RPI S	Opponent	Score	RPI S	Opponent	Score	RPI S	Opponent	Score
27 N	Kansas St.	1 3	73 A	Delaware	1 3	103 A	James Madison	0 3			
42 A	Missouri St.	0 3	73 H	Delaware	3 0	109 N	Arkansas St.	2 3			
			74 A	Northeastern	0 3	122 A	Towson	0 3			
			74 H	Northeastern	3 2	122 H	Towson	1 3			
			95 A	Seton Hall	0 3	142 H	VCU	0 3			
			96 A	UC Davis	1 3	151 A	Long Island	0 3			
						157 H	Princeton	3 1			
						165 H	Fairfield	3 0			
						168 N	South Dakota St.	0 3			
						193 A	Georgia St.	1 3			
						193 H	Georgia St.	1 3			
						220 A	George Mason	3 0			
						228 H	Radford	3 2			
						231 A	UNC Wilmington	3 1			
						231 H	UNC Wilmington	2 3			
						235 H	Rutgers	3 1			
						239 H	William & Mary	3 0			
						241 A	NJIT	2 3			
						243 A	Siena	3 1			
						246 H	Manhattan	3 0			
						255 N	Air Force	3 0			
						286 N	Seattle	3 1			
						323 H	St. Francis (NY)	3 0			
LAST 10 GAMES			LAST 10 GAMES			LAST 10 GAMES					
193 A	Georgia St.	1 3	142 H	VCU	0 3	323 H	St. Francis (NY)	3 0			
231 A	UNC Wilmington	3 1	74 A	Northeastern	0 3						
122 A	Towson	0 3	220 A	George Mason	3 0						
73 A	Delaware	1 3	103 A	James Madison	0 3						
239 H	William & Mary	3 0	231 H	UNC Wilmington	2 3						

Non-Div. I Games:

Hofstra

[illegible]

**Non-Div. I Games:**

Lehigh

Average RPI Win: 260		WON-LOST	WINNING	LAST 10	STRENGTH OF		OPP. STRENGTH	TEAM	ADJ	CONF.	ADJ CONF.	
Average RPI Loss: 174		RECORD	PCT. RANK	GAMES	SCHEDULE		OF SCHEDULE	RPI	RPI	RPI	RPI	
DIV. I ONLY		18- 11	.62069	97	241		269	169	.46985	184	26	27
DIV. I NON-CONF.		5- 3	.625	106	97		232	102	.53843	108	25	25
TOTALS		RPI 1-25	RPI 26-50		W-L RECORDS		RPI 51-100		RPI 101-150		RPI 150+	
18- 11	0- 1	0- 0		OVERALL		1- 3		0- 0		17- 7		
9- 2	0- 0	0- 0		HOME		1- 1		0- 0		8- 1		
7- 7	0- 1	0- 0		AWAY		0- 2		0- 0		7- 4		
2- 2	0- 0	0- 0		NEUTRAL		0- 0		0- 0		2- 2		
5- 3	0- 1	0- 0		NON-CONFERENCE		1- 1		0- 0		4- 1		
1- 0	0- 0	0- 0		HOME		1- 0		0- 0		0- 0		
2- 2	0- 1	0- 0		AWAY		0- 1		0- 0		2- 0		
2- 1	0- 0	0- 0		NEUTRAL		0- 0		0- 0		2- 1		
13- 8	0- 0	0- 0		CONFERENCE		0- 2		0- 0		13- 6		
8- 2	0- 0	0- 0		HOME		0- 1		0- 0		8- 1		
5- 5	0- 0	0- 0		AWAY		0- 1		0- 0		5- 4		
0- 1	0- 0	0- 0		NEUTRAL		0- 0		0- 0		0- 1		
RPI S	Opponent	Score		RPI S	Opponent	Score		RPI S	Opponent	Score		
21 A	Western Ky.	0 3				55 A	Clemson	0 3	164 N	Troy	1 3	
						85 H	Lipscomb	3 2	203 A	UT Martin	2 3	
						86 A	Morehead St.	0 3	203 H	UT Martin	3 1	
						86 H	Morehead St.	2 3	203 N	UT Martin	1 3	
									252 A	Eastern Ky.	3 2	
									252 H	Eastern Ky.	3 1	
									258 A	Austin Peay	0 3	
									258 H	Austin Peay	3 1	
									262 A	Southeast Mo. St.	3 2	
									262 H	Southeast Mo. St.	3 2	
									263 A	Jacksonville St.	3 1	
									263 H	Jacksonville St.	1 3	
									264 A	Mercer	3 2	
									274 A	Eastern Ill.	0 3	
									274 H	Eastern Ill.	3 0	
									276 A	SIU Edwardsville	3 1	
									276 H	SIU Edwardsville	3 2	
									287 A	Murray St.	3 0	
									287 H	Murray St.	3 1	
									288 N	South Carolina St.	3 0	
									292 A	Loyola Maryland	3 1	
									298 A	Tennessee Tech	2 3	
									298 H	Tennessee Tech	3 0	
									302 N	Norfolk St.	3 0	
LAST 10 GAMES												
	203 N	UT Martin	1 3		85 H	Lipscomb	3 2		298 H	Tennessee Tech	3 0	
	262 A	Southeast Mo. St.	3 2		298 H	Tennessee Tech	3 0		263 H	Jacksonville St.	1 3	
	287 A	Murray St.	3 0		263 H	Jacksonville St.	1 3		276 A	SIU Edwardsville	3 1	
	203 A	UT Martin	2 3		276 A	SIU Edwardsville	3 1		274 A	Eastern Ill.	0 3	
	258 H	Austin Peay	3 1		274 A	Eastern Ill.	0 3					

Non-Div. I Games:

Tennessee St.

Average RPI Win:	234	WON-LOST	WINNING	LAST 10	STRENGTH OF	OPP. STRENGTH	TEAM	ADJ	CONF.	ADJ CONF.		
Average RPI Loss:	103	RECORD	PCT. RANK	GAMES	SCHEDULE	OF SCHEDULE	RPI	RPI	RPI	RPI		
DIV. I ONLY	14- 15	.48276	170	5- 5	217	147	191	.46888	185	11	11	
DIV. I NON-CONF.	10- 5	.66667	81	1- 0	241	221	155	.49743	154	11	11	
<hr/>												
TOTALS	RPI 1-25	RPI 26-50		W-L RECORDS		RPI 51-100		RPI 101-150		RPI 150+		
14- 15	0- 1	0- 2		OVERALL		1- 5		0- 4		13- 3		
9- 4	0- 0	0- 1		HOME		1- 1		0- 2		8- 0		
1- 9	0- 1	0- 1		AWAY		0- 4		0- 1		1- 2		
4- 2	0- 0	0- 0		NEUTRAL		0- 0		0- 1		4- 1		
<hr/>												
10- 5	0- 0	0- 0		NON-CONFERENCE		0- 3		0- 1		10- 1		
5- 1	0- 0	0- 0		HOME		0- 1		0- 0		5- 0		
1- 2	0- 0	0- 0		AWAY		0- 2		0- 0		1- 0		
4- 2	0- 0	0- 0		NEUTRAL		0- 0		0- 1		4- 1		
<hr/>												
4- 10	0- 1	0- 2		CONFERENCE		1- 2		0- 3		3- 2		
4- 3	0- 0	0- 1		HOME		1- 0		0- 2		3- 0		
0- 7	0- 1	0- 1		AWAY		0- 2		0- 1		0- 2		
0- 0	0- 0	0- 0		NEUTRAL		0- 0		0- 0		0- 0		
<hr/>												
RPI	S	Opponent	Score	RPI	S	Opponent	Score	RPI	S	Opponent	Score	
18	A	Cincinnati	0 3	38	A	Louisville	0 3	54	H	Notre Dame	3 2	
				39	H	Marquette	1 3	58	A	TCU	0 3	
								66	A	Virginia Tech	1 3	
								77	H	Sacred Heart	1 3	
								95	A	Seton Hall	2 3	
								98	A	Villanova	1 3	
										101	N Texas Tech	0 3
										106	H Syracuse	0 3
										124	A Georgetown	2 3
										125	H Pittsburgh	1 3
										155	A South Fla.	2 3
										165	N Fairfield	3 1
										174	N Virginia	3 1
										180	H West Virginia	3 1
										204	N Indiana St.	0 3
										235	A Rutgers	0 3
										236	A New Hampshire	3 0
										248	H St. John's (NY)	3 1
										250	H Binghamton	3 0
										253	H DePaul	3 1
										270	H Hartford	3 0
										273	H Fordham	3 1
										278	H Holy Cross	3 0
										279	N Chattanooga	3 0
										307	H Howard	3 0
										314	N Grambling	3 0
<hr/>												
LAST 10 GAMES												
		95 A Seton Hall	2 3			54 H Notre Dame	3 2					
		235 A Rutgers	0 3			124 A Georgetown	2 3					
		125 H Pittsburgh	1 3			98 A Villanova	1 3					
		180 H West Virginia	3 1			248 H St. John's (NY)	3 1					
		253 H DePaul	3 1			273 H Fordham	3 1					

Non-Div. I Games:

Connecticut

Average RPI Win:	281	WON-LOST RECORD	WINNING PCT. RANK	LAST 10 GAMES	STRENGTH OF SCHEDULE	OPP. STRENGTH OF SCHEDULE	TEAM RPI	ADJ RPI	CONF. RPI	ADJ CONF. RPI				
DIV. I ONLY		20- 11	.64516 84	6- 4	282	291	188	.46718 186	29	29				
DIV. I NON-CONF.		8- 5	.61538 114	1- 0	302	305	218	.44011 222	29	29				
<hr/>														
TOTALS	RPI 1-25	RPI 26-50		W-L RECORDS	RPI 51-100		RPI 101-150		RPI 150+					
20- 11	0- 0	0- 0		OVERALL	0- 4		0- 1		20- 6					
11- 2	0- 0	0- 0		HOME	0- 1		0- 0		11- 1					
5- 7	0- 0	0- 0		AWAY	0- 2		0- 1		5- 4					
4- 2	0- 0	0- 0		NEUTRAL	0- 1		0- 0		4- 1					
<hr/>														
8- 5	0- 0	0- 0		NON-CONFERENCE	0- 1		0- 1		8- 3					
5- 0	0- 0	0- 0		HOME	0- 0		0- 0		5- 0					
0- 4	0- 0	0- 0		AWAY	0- 1		0- 1		0- 2					
3- 1	0- 0	0- 0		NEUTRAL	0- 0		0- 0		3- 1					
<hr/>														
12- 6	0- 0	0- 0		CONFERENCE	0- 3		0- 0		12- 3					
6- 2	0- 0	0- 0		HOME	0- 1		0- 0		6- 1					
5- 3	0- 0	0- 0		AWAY	0- 1		0- 0		5- 2					
1- 1	0- 0	0- 0		NEUTRAL	0- 1		0- 0		1- 0					
<hr/>														
RPI S	Opponent	Score	RPI S	Opponent	Score	RPI S	Opponent	Score	RPI S	Opponent	Score			
						74 A	Northeastern	1 3	118 A	George Washington	0 3			
						77 A	Sacred Heart	1 3	151 A	Long Island	0 3			
						77 H	Sacred Heart	1 3	151 H	Long Island	1 3			
						77 N	Sacred Heart	1 3	161 A	Dartmouth	0 3			
						224 H	Stony Brook	3 1	225 A	Robert Morris	3 1			
						225 H	Robert Morris	3 1	231 N	UNC Wilmington	1 3			
						247 A	Fairleigh Dickinson	3 1	247 H	Fairleigh Dickinson	3 0			
						247 N	Fairleigh Dickinson	3 0	260 A	Bryant	1 3			
						260 H	Bryant	3 1	270 H	Hartford	3 2			
						278 A	Holy Cross	0 3	278 H	Holy Cross	3 0			
						289 H	Bucknell	3 2	296 A	Saint Francis (PA)	3 2			
						296 H	Saint Francis (PA)	3 0	304 A	Quinnipiac	3 2			
						304 H	Quinnipiac	3 1	306 N	Providence	3 1			
						312 N	Delaware St.	3 0	318 N	N.C. Central	3 0			
						323 A	St. Francis (NY)	3 2	323 H	St. Francis (NY)	3 1			
						325 H	Saint Peter's	3 0	LAST 10 GAMES					
						77 N	Sacred Heart	1 3				304 A	Quinnipiac	3 2
						151 A	Long Island	0 3				247 A	Fairleigh Dickinson	3 1
						323 A	St. Francis (NY)	3 2				270 H	Hartford	3 2
						225 H	Robert Morris	3 1				260 A	Bryant	1 3
						296 H	Saint Francis (PA)	3 0	77 A	Sacred Heart	1 3			

Non-Div. I Games:

Central Conn. St.

Central Ark.

Through Games Of November 20, 2011

Average RPI Win: 236		WON-LOST	WINNING	LAST 10	STRENGTH OF		OPP. STRENGTH	TEAM	ADJ	CONF.	ADJ CONF.
Average RPI Loss: 121		RECORD	PCT. RANK	GAMES	SCHEDULE		OF SCHEDULE	RPI	RPI	RPI	RPI
DIV. I ONLY		17- 15	.53125 144	5- 5	251		205	194	.46699 187	20	20
DIV. I NON-CONF.		6- 8	.42857 207	1- 0	196		172	205	.46517 193	18	18
TOTALS		RPI 1-25	RPI 26-50	W-L RECORDS	RPI 51-100		RPI 101-150	RPI 150+			
17- 15	0- 0		0- 1	OVERALL	2- 6		0- 5	15- 3			
8- 3	0- 0		0- 0	HOME	0- 2		0- 0	8- 1			
5- 8	0- 0		0- 0	AWAY	0- 2		0- 3	5- 2			
4- 4	0- 0		0- 0	NEUTRAL	2- 2		0- 2	2- 0			
6- 8	0- 0		0- 1	NON-CONFERENCE	2- 3		0- 4	4- 0			
1- 0	0- 0		0- 0	HOME	0- 0		0- 0	1- 0			
1- 4	0- 0		0- 1	AWAY	0- 1		0- 2	1- 0			
4- 4	0- 0		0- 0	NEUTRAL	2- 2		0- 2	2- 0			
11- 7	0- 0		0- 0	CONFERENCE	0- 3		0- 1	11- 3			
7- 3	0- 0		0- 0	HOME	0- 2		0- 0	7- 1			
4- 4	0- 0		0- 0	AWAY	0- 1		0- 1	4- 2			
0- 0	0- 0		0- 0	NEUTRAL	0- 0		0- 0	0- 0			
RPI S	Opponent	Score	RPI S	Opponent	Score	RPI S	Opponent	Score	RPI S	Opponent	Score
			32 A	Missouri	0 3	67 A	Houston	1 3	101 A	Texas Tech	0 3
						70 A	Texas St.	1 3	104 A	Ole Miss	0 3
						70 H	Texas St.	2 3	109 N	Arkansas St.	0 3
						76 H	UTSA	0 3	131 A	Sam Houston St.	2 3
						79 N	Xavier	0 3	140 N	UNLV	0 3
						85 N	Lipscomb	3 2	159 A	Stephen F. Austin	3 1
						86 N	Morehead St.	0 3	200 H	Texas-Arlington	3 1
						91 N	Northwestern	3 2	217 H	A&M-Corpus Christi	3 2
									229 N	UALR	3 2
									234 A	Nicholls St.	3 0
									234 H	Nicholls St.	3 0
									238 A	Lamar	1 3
									238 H	Lamar	3 1
									238 H	Lamar	3 1
									242 A	Northwestern St.	3 2
									242 H	Northwestern St.	1 3
									265 A	McNeese St.	1 3
									265 H	McNeese St.	3 2
									311 A	Southeastern La.	3 0
									311 H	Southeastern La.	3 2
									319 A	Ark.-Pine Bluff	3 0
									319 H	Ark.-Pine Bluff	3 0
									326 N	Alcorn St.	3 0
			LAST 10 GAMES								
			70 H	Texas St.	2 3	265 A	McNeese St.	1 3			
			238 H	Lamar	3 1	76 H	UTSA	0 3			
			311 H	Southeastern La.	3 2	217 H	A&M-Corpus Christi	3 2			
			234 H	Nicholls St.	3 0	70 A	Texas St.	1 3			
			238 A	Lamar	1 3	319 A	Ark.-Pine Bluff	3 0			

Non-Div. I Games:

Central Ark.



Average RPI Win:	180	WON-LOST RECORD	WINNING PCT. RANK	LAST 10 GAMES	STRENGTH OF SCHEDULE	OPP. STRENGTH OF SCHEDULE	TEAM RPI	ADJ RPI	CONF. RPI	ADJ CONF. RPI	
DIV. I ONLY		14- 14	.5 155	4- 6	166	204	172	.465 188	22	22	
DIV. I NON-CONF.		7- 5	.58333 130	1- 0	74	130	91	.5473 92	19	19	
<hr/>											
TOTALS	RPI 1-25	RPI 26-50		W-L RECORDS	RPI 51-100		RPI 101-150		RPI 150+		
14- 14	0- 0	0- 2		OVERALL	1- 1		3- 2		10- 9		
5- 5	0- 0	0- 0		HOME	0- 0		1- 1		4- 4		
6- 5	0- 0	0- 1		AWAY	1- 0		1- 0		4- 4		
3- 4	0- 0	0- 1		NEUTRAL	0- 1		1- 1		2- 1		
<hr/>											
7- 5	0- 0	0- 2		NON-CONFERENCE	1- 1		2- 1		4- 1		
2- 0	0- 0	0- 0		HOME	0- 0		1- 0		1- 0		
2- 1	0- 0	0- 1		AWAY	1- 0		0- 0		1- 0		
3- 4	0- 0	0- 1		NEUTRAL	0- 1		1- 1		2- 1		
<hr/>											
7- 9	0- 0	0- 0		CONFERENCE	0- 0		1- 1		6- 8		
3- 5	0- 0	0- 0		HOME	0- 0		0- 1		3- 4		
4- 4	0- 0	0- 0		AWAY	0- 0		1- 0		3- 4		
0- 0	0- 0	0- 0		NEUTRAL	0- 0		0- 0		0- 0		
<hr/>											
RPI S	Opponent	Score	RPI S	Opponent	Score	RPI S	Opponent	Score	RPI S	Opponent	Score
			32 A	Missouri	0 3	70 N	Texas St.	0 3	102 H	Utah Valley	3 0
			40 N	North Dakota St.	0 3	82 A	Wyoming	3 1	106 N	Syracuse	1 3
									119 A	Northern Colo.	3 2
									119 H	Northern Colo.	0 3
									121 N	Illinois St.	3 2
									156 A	Sacramento St.	3 2
									156 H	Sacramento St.	2 3
									172 A	Utah St.	3 2
									179 A	Portland St.	3 1
									179 H	Portland St.	2 3
									189 A	Northern Ariz.	3 1
									189 H	Northern Ariz.	3 0
									193 N	Georgia St.	3 0
									201 A	Eastern Wash.	2 3
									201 H	Eastern Wash.	0 3
									209 A	Montana	2 3
									209 H	Montana	3 1
									221 N	Tulane	0 3
									250 N	Binghamton	3 0
									281 H	CSU Bakersfield	3 0
									283 A	Weber St.	1 3
									283 H	Weber St.	3 1
									301 A	Montana St.	1 3
									301 H	Montana St.	2 3
			LAST 10 GAMES								
			301 A	Montana St.	1 3	281 H	CSU Bakersfield	3 0			
			209 A	Montana	2 3	283 A	Weber St.	1 3			
			189 H	Northern Ariz.	3 0	179 H	Portland St.	2 3			
			119 H	Northern Colo.	0 3	201 H	Eastern Wash.	0 3			
			156 A	Sacramento St.	3 2	119 A	Northern Colo.	3 2			

**Non-Div. I Games:**

Idaho St.

Average RPI Win: 202		WON-LOST	WINNING	LAST 10	STRENGTH OF		OPP. STRENGTH	TEAM	ADJ	CONF.	ADJ CONF.
Average RPI Loss: 195		RECORD	PCT. RANK	GAMES	SCHEDULE		OF SCHEDULE	RPI	RPI	RPI	RPI
DIV. I ONLY		15- 10	.6	106	252		226	175	.46475	189	22
DIV. I NON-CONF.		9- 0	1	1	188		225	39	.60511	40	19
TOTALS		RPI 1-25	RPI 26-50		W-L RECORDS		RPI 51-100		RPI 101-150		RPI 150+
15- 10	0- 0	0- 0		OVERALL		0- 0		4- 2		11- 8	
6- 5	0- 0	0- 0		HOME		0- 0		1- 1		5- 4	
5- 5	0- 0	0- 0		AWAY		0- 0		1- 1		4- 4	
4- 0	0- 0	0- 0		NEUTRAL		0- 0		2- 0		2- 0	
9- 0	0- 0	0- 0		NON-CONFERENCE		0- 0		4- 0		5- 0	
3- 0	0- 0	0- 0		HOME		0- 0		1- 0		2- 0	
2- 0	0- 0	0- 0		AWAY		0- 0		1- 0		1- 0	
4- 0	0- 0	0- 0		NEUTRAL		0- 0		2- 0		2- 0	
6- 10	0- 0	0- 0		CONFERENCE		0- 0		0- 2		6- 8	
3- 5	0- 0	0- 0		HOME		0- 0		0- 1		3- 4	
3- 5	0- 0	0- 0		AWAY		0- 0		0- 1		3- 4	
0- 0	0- 0	0- 0		NEUTRAL		0- 0		0- 0		0- 0	
RPI S	Opponent	Score	RPI S	Opponent	Score	RPI S	Opponent	Score	RPI S	Opponent	Score
									102 A	Utah Valley	3 1
									102 N	Utah Valley	3 2
									116 H	New Mexico	3 2
									119 A	Northern Colo.	0 3
									119 H	Northern Colo.	1 3
									121 N	Illinois St.	3 2
									156 A	Sacramento St.	3 2
									156 H	Sacramento St.	3 2
									170 H	San Jose St.	3 0
									179 A	Portland St.	1 3
									179 H	Portland St.	1 3
									188 A	Idaho St.	0 3
									188 H	Idaho St.	1 3
									201 A	Eastern Wash.	3 2
									201 H	Eastern Wash.	2 3
									209 A	Montana	1 3
									209 H	Montana	3 1
									255 A	Air Force	3 0
									271 H	Hampton	3 0
									281 N	CSU Bakersfield	3 0
									283 A	Weber St.	2 3
									283 H	Weber St.	0 3
									285 N	S.C. Upstate	3 1
									301 A	Montana St.	3 1
									301 H	Montana St.	3 0
			LAST 10 GAMES								
			119 H	Northern Colo.	1 3	156 H	Sacramento St.	3 2			
			188 A	Idaho St.	0 3	301 A	Montana St.	3 1			
			283 A	Weber St.	2 3	209 A	Montana	1 3			
			179 H	Portland St.	1 3	283 H	Weber St.	0 3			
			201 H	Eastern Wash.	2 3	188 H	Idaho St.	1 3			

Non-Div. I Games:

Northern Ariz.

Average RPI Win: 245		WON-LOST	WINNING	LAST 10	STRENGTH OF		OPP. STRENGTH	TEAM	ADJ	CONF.	ADJ CONF.
Average RPI Loss: 154		RECORD	PCT. RANK	GAMES	SCHEDULE		OF SCHEDULE	RPI	RPI	RPI	RPI
DIV. I ONLY		12- 12	.5	155	3- 7		185	236	185	.46472	190
DIV. I NON-CONF.		7- 3	.7	69	0- 0		183	254	126	.52625	125
TOTALS		RPI 1-25	RPI 26-50		W-L RECORDS		RPI 51-100		RPI 101-150		RPI 150+
12- 12	0- 0	0- 0		OVERALL		0- 4		0- 0		12- 8	
7- 5	0- 0	0- 0		HOME		0- 2		0- 0		7- 3	
4- 5	0- 0	0- 0		AWAY		0- 1		0- 0		4- 4	
1- 2	0- 0	0- 0		NEUTRAL		0- 1		0- 0		1- 1	
7- 3	0- 0	0- 0		NON-CONFERENCE		0- 2		0- 0		7- 1	
4- 1	0- 0	0- 0		HOME		0- 1		0- 0		4- 0	
2- 0	0- 0	0- 0		AWAY		0- 0		0- 0		2- 0	
1- 2	0- 0	0- 0		NEUTRAL		0- 1		0- 0		1- 1	
5- 9	0- 0	0- 0		CONFERENCE		0- 2		0- 0		5- 7	
3- 4	0- 0	0- 0		HOME		0- 1		0- 0		3- 3	
2- 5	0- 0	0- 0		AWAY		0- 1		0- 0		2- 4	
0- 0	0- 0	0- 0		NEUTRAL		0- 0		0- 0		0- 0	
RPI S	Opponent	Score	RPI S	Opponent	Score	RPI S	Opponent	Score	RPI S	Opponent	Score
						71 N	Col. of Charleston	2 3	157 A	Princeton	2 3
						74 H	Northeastern	1 3	157 H	Princeton	1 3
						90 A	Yale	0 3	161 A	Dartmouth	1 3
						90 H	Yale	0 3	161 H	Dartmouth	2 3
									163 A	Columbia	0 3
									163 H	Columbia	3 0
									193 A	Georgia St.	3 2
									195 N	Md.-East. Shore	0 3
									210 A	Penn	3 2
									210 H	Penn	3 1
									236 H	New Hampshire	3 2
									260 A	Bryant	3 1
									263 H	Jacksonville St.	3 0
									266 A	Cornell	2 3
									266 H	Cornell	1 3
									267 A	Brown	3 1
									267 H	Brown	3 1
									278 H	Holy Cross	3 0
									278 N	Holy Cross	3 0
									309 H	Navy	3 0
LAST 10 GAMES											
						267 H	Brown	3 1	210 H	Penn	3 1
						90 H	Yale	0 3	161 A	Dartmouth	1 3
						266 A	Cornell	2 3	163 H	Columbia	3 0
						163 A	Columbia	0 3	266 H	Cornell	1 3
						157 H	Princeton	1 3	90 A	Yale	0 3

Non-Div. I Games:

Harvard

Average RPI Win: 191		WON-LOST	WINNING	LAST 10	STRENGTH OF		OPP. STRENGTH	TEAM	ADJ	CONF.	ADJ CONF.		
Average RPI Loss: 94		RECORD	PCT. RANK	GAMES	SCHEDULE		OF SCHEDULE	RPI	RPI	RPI	RPI		
DIV. I ONLY		9- 23	.28125	275	2- 8		63	99	189	.46285	191	8	10
DIV. I NON-CONF.		4- 10	.28571	264	0- 1		60	90	179	.47865	179	9	9
TOTALS		RPI 1-25	RPI 26-50		W-L RECORDS		RPI 51-100		RPI 101-150		RPI 150+		
9- 23	0- 2	0- 7		OVERALL		1- 6		1- 2		7- 6			
5- 7	0- 1	0- 3		HOME		1- 2		0- 1		4- 0			
3- 10	0- 1	0- 3		AWAY		0- 1		1- 1		2- 4			
1- 6	0- 0	0- 1		NEUTRAL		0- 3		0- 0		1- 2			
4- 10	0- 0	0- 3		NON-CONFERENCE		1- 4		1- 0		2- 3			
1- 2	0- 0	0- 1		HOME		1- 1		0- 0		0- 0			
2- 2	0- 0	0- 1		AWAY		0- 0		1- 0		1- 1			
1- 6	0- 0	0- 1		NEUTRAL		0- 3		0- 0		1- 2			
5- 13	0- 2	0- 4		CONFERENCE		0- 2		0- 2		5- 3			
4- 5	0- 1	0- 2		HOME		0- 1		0- 1		4- 0			
1- 8	0- 1	0- 2		AWAY		0- 1		0- 1		1- 3			
0- 0	0- 0	0- 0		NEUTRAL		0- 0		0- 0		0- 0			
RPI S	Opponent	Score	RPI S	Opponent	Score	RPI S	Opponent	Score	RPI S	Opponent	Score		
6 A	UNI	0 <span>3</span>	27 A	Kansas St.	2 <span>3</span>	61 A	Creighton	0 <span>3</span>	121 A	Illinois St.	0 <span>3</span>		
6 H	UNI	1 <span>3</span>	32 N	Missouri	1 <span>3</span>	61 H	Creighton	2 <span>3</span>	121 H	Illinois St.	0 <span>3</span>		
			42 A	Missouri St.	0 <span>3</span>	75 H	IPFW	3 2	150 A	Denver	3 2		
			42 H	Missouri St.	1 <span>3</span>	76 N	UTSA	0 <span>3</span>	160 N	Boise St.	2 <span>3</span>		
			46 A	Wichita St.	0 <span>3</span>	81 N	UAB	0 <span>3</span>	172 N	Utah St.	0 <span>3</span>		
			46 H	Wichita St.	0 <span>3</span>	82 H	Wyoming	0 <span>3</span>	175 A	South Dakota	2 <span>3</span>		
			50 H	Milwaukee	1 <span>3</span>	96 N	UC Davis	0 <span>3</span>	181 A	Evansville	3 2		
									181 H	Evansville	3 1		
									204 A	Indiana St.	1 <span>3</span>		
									204 H	Indiana St.	3 1		
									218 A	Bradley	0 <span>3</span>		
									218 H	Bradley	3 1		
									219 A	Southern Utah	3 1		
									227 A	Southern Ill.	1 <span>3</span>		
									227 H	Southern Ill.	3 2		
									265 N	McNeese St.	3 2		
			LAST 10 GAMES										
			61 H	Creighton	2 <span>3</span>	204 A	Indiana St.	1 <span>3</span>					
			6 A	UNI	0 <span>3</span>	121 A	Illinois St.	0 <span>3</span>					
			218 A	Bradley	0 <span>3</span>	227 H	Southern Ill.	3 2					
			46 H	Wichita St.	0 <span>3</span>	181 H	Evansville	3 1					
			42 H	Missouri St.	1 <span>3</span>	175 A	South Dakota	2 <span>3</span>					

Non-Div. I Games:

Drake

Average RPI Win:		134	WON-LOST	WINNING	LAST 10	STRENGTH OF		OPP. STRENGTH	TEAM	ADJ	CONF.	ADJ CONF.
Average RPI Loss:		99	RECORD	PCT. RANK	GAMES	SCHEDULE		OF SCHEDULE	RPI	RPI	RPI	RPI
DIV. I ONLY			7- 23	.23333	290	3- 7		50	112	197	.46272	192
DIV. I NON-CONF.			3- 11	.21429	284	0- 0		34	149	180	.48081	176
TOTALS		RPI 1-25	RPI 26-50		W-L RECORDS		RPI 51-100		RPI 101-150		RPI 150+	
7- 23	0- 0		1- 4		OVERALL		2- 9		1- 7		3- 3	
2- 8	0- 0		1- 0		HOME		1- 3		0- 3		0- 2	
2- 9	0- 0		0- 3		AWAY		1- 2		0- 4		1- 0	
3- 6	0- 0		0- 1		NEUTRAL		0- 4		1- 0		2- 1	
3- 11	0- 0		0- 3		NON-CONFERENCE		0- 5		1- 1		2- 2	
0- 2	0- 0		0- 0		HOME		0- 1		0- 0		0- 1	
0- 3	0- 0		0- 2		AWAY		0- 0		0- 1		0- 0	
3- 6	0- 0		0- 1		NEUTRAL		0- 4		1- 0		2- 1	
4- 12	0- 0		1- 1		CONFERENCE		2- 4		0- 6		1- 1	
2- 6	0- 0		1- 0		HOME		1- 2		0- 3		0- 1	
2- 6	0- 0		0- 1		AWAY		1- 2		0- 3		1- 0	
0- 0	0- 0		0- 0		NEUTRAL		0- 0		0- 0		0- 0	
RPI S	Opponent	Score	RPI S	Opponent	Score	RPI S	Opponent	Score	RPI S	Opponent	Score	
			26 A	San Diego	0 3	56 A	UC Santa Barbara	3 2	112 A	Cal St. Northridge	2 3	
			34 A	California	0 3	56 H	UC Santa Barbara	0 3	112 H	Cal St. Northridge	0 3	
			42 N	Missouri St.	0 3	59 N	BYU	0 3	114 A	Cal Poly	0 3	
			44 A	Long Beach St.	0 3	68 N	Eastern Mich.	0 3	114 H	Cal Poly	1 3	
			44 H	Long Beach St.	3 2	74 N	Northeastern	2 3	132 N	Loyola Marymount	3 0	
						87 A	Pacific	0 3	135 A	Utah	1 3	
						87 H	Pacific	0 3	146 A	Cal St. Fullerton	2 3	
						92 N	FIU	0 3	146 H	Cal St. Fullerton	2 3	
						96 A	UC Davis	0 3	165 N	Fairfield	3 2	
						96 H	UC Davis	3 0	167 A	UC Irvine	3 1	
						99 H	San Diego St.	1 3	167 H	UC Irvine	0 3	
									170 N	San Jose St.	1 3	
									207 H	UMBC	1 3	
									281 N	CSU Bakersfield	3 0	
LAST 10 GAMES												
			56 H	UC Santa Barbara	0 3	87 H	Pacific	0 3				
			114 H	Cal Poly	1 3	146 A	Cal St. Fullerton	2 3				
			114 A	Cal Poly	0 3	44 A	Long Beach St.	0 3				
			167 A	UC Irvine	3 1	112 A	Cal St. Northridge	2 3				
			96 H	UC Davis	3 0	56 A	UC Santa Barbara	3 2				

Non-Div. I Games:

UC Riverside

Average RPI Win:	217	WON-LOST	WINNING	LAST 10	STRENGTH OF	OPP. STRENGTH	TEAM	ADJ	CONF.	ADJ CONF.	
Average RPI Loss:	138	RECORD	PCT. RANK	GAMES	SCHEDULE	OF SCHEDULE	RPI	RPI	RPI	RPI	
DIV. I ONLY	14- 18	.4375	193	5- 5	145	193	184	.46105	193	16	15
DIV. I NON-CONF.	6- 11	.35294	243	0- 0	149	222	213	.43698	225	16	16
<hr/>											
TOTALS	RPI 1-25	RPI 26-50		W-L RECORDS		RPI 51-100		RPI 101-150		RPI 150+	
14- 18	0- 0	0- 0		OVERALL		0- 6		2- 5		12- 7	
6- 5	0- 0	0- 0		HOME		0- 2		2- 0		4- 3	
4- 8	0- 0	0- 0		AWAY		0- 3		0- 3		4- 2	
4- 5	0- 0	0- 0		NEUTRAL		0- 1		0- 2		4- 2	
6- 11	0- 0	0- 0		NON-CONFERENCE		0- 3		0- 2		6- 6	
1- 3	0- 0	0- 0		HOME		0- 1		0- 0		1- 2	
1- 4	0- 0	0- 0		AWAY		0- 1		0- 1		1- 2	
4- 4	0- 0	0- 0		NEUTRAL		0- 1		0- 1		4- 2	
8- 7	0- 0	0- 0		CONFERENCE		0- 3		2- 3		6- 1	
5- 2	0- 0	0- 0		HOME		0- 1		2- 0		3- 1	
3- 4	0- 0	0- 0		AWAY		0- 2		0- 2		3- 0	
0- 1	0- 0	0- 0		NEUTRAL		0- 0		0- 1		0- 0	
RPI S	Opponent	Score	RPI S	Opponent	Score	RPI S	Opponent	Score	RPI S	Opponent	Score
						57 N	Ohio	1 3	103 H	James Madison	3 1
						71 H	Col. of Charleston	1 3	103 N	James Madison	0 3
						73 A	Delaware	1 3	121 N	Illinois St.	1 3
						74 A	Northeastern	0 3	122 A	Towson	1 3
						74 H	Northeastern	2 3	133 A	Ga. Southern	1 3
						82 A	Wyoming	0 3	142 A	VCU	1 3
									142 H	VCU	3 0
									153 A	Memphis	1 3
									164 H	Troy	2 3
									176 A	Kennesaw St.	3 2
									182 A	Hofstra	3 1
									182 H	Hofstra	3 1
									188 N	Idaho St.	0 3
									190 H	Harvard	2 3
									220 H	George Mason	3 2
									229 N	UALR	3 2
									231 A	UNC Wilmington	3 0
									231 H	UNC Wilmington	3 0
									237 N	Presbyterian	0 3
									239 A	William & Mary	3 2
									239 H	William & Mary	0 3
									262 N	Southeast Mo. St.	3 0
									263 H	Jacksonville St.	3 1
									264 A	Mercer	0 3
									284 N	Alabama A&M	3 0
									288 N	South Carolina St.	3 0
			LAST 10 GAMES								
						103 N	James Madison	0 3	220 H	George Mason	3 2
						182 H	Hofstra	3 1	122 A	Towson	1 3
						74 H	Northeastern	2 3	73 A	Delaware	1 3
						142 A	VCU	1 3	231 A	UNC Wilmington	3 0
						239 A	William & Mary	3 2			

Non-Div. I Games:

Georgia St.

Average RPI Win: 179		WON-LOST RECORD		WINNING PCT. RANK		LAST 10 GAMES		STRENGTH OF SCHEDULE		OPP. STRENGTH OF SCHEDULE		TEAM RPI		ADJ RPI		CONF. RPI		ADJ CONF. RPI					
DIV. I ONLY		8- 21		.27586		278		4- 6		86		104		201		.46067		194		12		12	
DIV. I NON-CONF.		1- 9		.1		304		0- 0		93		67		256		.42061		245		10		10	
TOTALS		RPI 1-25		RPI 26-50		W-L RECORDS		RPI 51-100		RPI 101-150		RPI 150+											
8- 21		0- 2		0- 1		OVERALL		2- 10		1- 3		5- 5											
5- 7		0- 0		0- 0		HOME		1- 4		1- 1		3- 2											
2- 10		0- 1		0- 0		AWAY		1- 5		0- 2		1- 2											
1- 4		0- 1		0- 1		NEUTRAL		0- 1		0- 0		1- 1											
1- 9		0- 1		0- 1		NON-CONFERENCE		0- 4		0- 1		1- 2											
0- 2		0- 0		0- 0		HOME		0- 1		0- 0		0- 1											
0- 3		0- 0		0- 0		AWAY		0- 2		0- 1		0- 0											
1- 4		0- 1		0- 1		NEUTRAL		0- 1		0- 0		1- 1											
7- 12		0- 1		0- 0		CONFERENCE		2- 6		1- 2		4- 3											
5- 5		0- 0		0- 0		HOME		1- 3		1- 1		3- 1											
2- 7		0- 1		0- 0		AWAY		1- 3		0- 1		1- 2											
0- 0		0- 0		0- 0		NEUTRAL		0- 0		0- 0		0- 0											
RPI	S	Opponent		Score		RPI	S	Opponent		Score		RPI	S	Opponent		Score							
22	A	Tulsa		0 3		38	N	Louisville		0 3		57	A	Ohio		0 3							
23	N	Michigan		0 3								60	H	Rice		0 3							
												60	H	Rice		1 3							
												67	A	Houston		3 2							
												67	A	Houston		2 3							
												68	N	Eastern Mich.		0 3							
												78	H	Central Mich.		0 3							
												81	A	UAB		1 3							
												81	H	UAB		1 3							
												84	A	UCF		2 3							
												84	H	UCF		3 0							
												86	A	Morehead St.		0 3							
												105	A	UTEP		0 3							
												105	H	UTEP		1 3							
												113	H	SMU		3 2							
												130	A	IUPUI		0 3							
												153	A	Memphis		0 3							
												153	H	Memphis		2 3							
												154	A	Southern Miss.		0 3							
												154	H	Southern Miss.		3 1							
												174	N	Virginia		0 3							
												220	H	George Mason		1 3							
												221	A	Tulane		3 1							
												221	H	Tulane		3 2							
												275	H	East Carolina		3 1							
												294	N	Stetson		3 0							
LAST 10 GAMES																							
81 H UAB						1 3						67 A Houston						3 2					
153 H Memphis						2 3						221 H Tulane						3 2					
105 A UTEP						0 3						154 H Southern Miss.						3 1					
84 A UCF						2 3						113 H SMU						3 2					
67 A Houston						2 3						22 A Tulsa						0 3					

Non-Div. I Games:

Marshall





Md.-East. Shore

Average RPI Win:	265	WON-LOST RECORD	WINNING PCT. RANK	LAST 10 GAMES	STRENGTH OF SCHEDULE	OPP. STRENGTH OF SCHEDULE	TEAM RPI	ADJ RPI	CONF. RPI	ADJ CONF. RPI												
DIV. I ONLY		15- 15	.5	155	3- 7	222	250	196	.45836	196	18	18										
DIV. I NON-CONF.		10- 3	.76923	50	0- 0	298	297	165	.49404	163	20	21										
<hr/>																						
TOTALS	RPI 1-25	RPI 26-50		W-L RECORDS		RPI 51-100		RPI 101-150		RPI 150+												
15- 15	0- 0	0- 0		OVERALL		1- 6		0- 5		14- 4												
6- 5	0- 0	0- 0		HOME		0- 3		0- 1		6- 1												
4- 8	0- 0	0- 0		AWAY		1- 2		0- 3		3- 3												
5- 2	0- 0	0- 0		NEUTRAL		0- 1		0- 1		5- 0												
10- 3	0- 0	0- 0		NON-CONFERENCE		0- 0		0- 3		10- 0												
3- 0	0- 0	0- 0		HOME		0- 0		0- 0		3- 0												
2- 2	0- 0	0- 0		AWAY		0- 0		0- 2		2- 0												
5- 1	0- 0	0- 0		NEUTRAL		0- 0		0- 1		5- 0												
5- 12	0- 0	0- 0		CONFERENCE		1- 6		0- 2		4- 4												
3- 5	0- 0	0- 0		HOME		0- 3		0- 1		3- 1												
2- 6	0- 0	0- 0		AWAY		1- 2		0- 1		1- 3												
0- 1	0- 0	0- 0		NEUTRAL		0- 1		0- 0		0- 0												
<hr/>																						
RPI S	Opponent	Score	RPI S	Opponent	Score	RPI S	Opponent	Score	RPI S	Opponent	Score											
						64 H	Samford	0	3	103 N	James Madison	1	3									
						64 N	Samford	1	3	115 A	South Carolina	0	3									
						65 A	Furman	0	3	133 A	Ga. Southern	0	3									
						65 H	Furman	1	3	133 H	Ga. Southern	0	3									
						71 A	Col. of Charleston	0	3	148 A	Winthrop	2	3									
						71 H	Col. of Charleston	2	3	177 A	Elon	0	3									
						97 A	Appalachian St.	3	2	205 N	UNC Asheville	3	0									
						222 H	Western Caro.	2	3	231 N	UNC Wilmington	3	2									
						240 A	UNC Greensboro	0	3	254 N	Wright St.	3	0									
						264 N	Mercer	3	0	272 A	Wofford	1	3									
						272 H	Wofford	3	2	277 H	Coastal Caro.	3	0									
						279 H	Chattanooga	3	0	282 A	Citadel	3	0									
						282 H	Citadel	3	0	291 A	High Point	3	0									
						293 N	Gardner-Webb	3	0	302 H	Norfolk St.	3	0									
						318 A	N.C. Central	3	0	324 H	N.C. A&T	3	0									
									LAST 10 GAMES													
									64 N	Samford	1							3	282 H	Citadel	3	0
									272 A	Wofford	1							3	71 H	Col. of Charleston	2	3
									65 A	Furman	0							3	279 H	Chattanooga	3	0
									133 H	Ga. Southern	0							3	64 H	Samford	0	3
97 A	Appalachian St.	3	2	177 A	Elon	0	3															

Non-Div. I Games:

Davidson

Average RPI Win: 245		WON-LOST	WINNING	LAST 10	STRENGTH OF		OPP. STRENGTH	TEAM	ADJ	CONF.	ADJ CONF.				
Average RPI Loss: 137		RECORD	PCT. RANK	GAMES	SCHEDULE		OF SCHEDULE	RPI	RPI	RPI	RPI				
DIV. I ONLY		15- 16	.48387	168	5- 5		214	215	195	.45681	197	23	23		
DIV. I NON-CONF.		7- 9	.4375	202	0- 1		233	200	222	.43878	224	24	23		
<hr/>															
TOTALS		RPI 1-25		RPI 26-50		W-L RECORDS		RPI 51-100		RPI 101-150		RPI 150+			
15- 16		0- 0		0- 2		OVERALL		1- 3		0- 5		14- 6			
5- 3		0- 0		0- 0		HOME		1- 0		0- 1		4- 2			
5- 6		0- 0		0- 1		AWAY		0- 1		0- 2		5- 2			
5- 7		0- 0		0- 1		NEUTRAL		0- 2		0- 2		5- 2			
7- 9		0- 0		0- 2		NON-CONFERENCE		0- 2		0- 2		7- 3			
1- 0		0- 0		0- 0		HOME		0- 0		0- 0		1- 0			
2- 3		0- 0		0- 1		AWAY		0- 0		0- 1		2- 1			
4- 6		0- 0		0- 1		NEUTRAL		0- 2		0- 1		4- 2			
8- 7		0- 0		0- 0		CONFERENCE		1- 1		0- 3		7- 3			
4- 3		0- 0		0- 0		HOME		1- 0		0- 1		3- 2			
3- 3		0- 0		0- 0		AWAY		0- 1		0- 1		3- 1			
1- 1		0- 0		0- 0		NEUTRAL		0- 0		0- 1		1- 0			
RPI	S	Opponent	Score	RPI	S	Opponent	Score	RPI	S	Opponent	Score	RPI	S	Opponent	Score
				32	N	Missouri	0 3	85	A	Lipscomb	0 3	103	A	James Madison	0 3
				48	A	Middle Tenn.	0 3	85	H	Lipscomb	3 2	120	A	Belmont	1 3
								92	N	FIU	1 3	120	H	Belmont	0 3
								97	N	Appalachian St.	1 3	120	N	Belmont	2 3
												124	N	Georgetown	2 3
												152	A	Fla. Gulf Coast	1 3
												176	A	Kennesaw St.	3 2
												176	H	Kennesaw St.	0 3
												176	N	Kennesaw St.	3 2
												181	N	Evansville	1 3
												205	N	UNC Asheville	3 0
												216	H	North Florida	3 1
												237	A	Presbyterian	2 3
												240	A	UNC Greensboro	3 1
												244	H	Jacksonville	1 3
												258	N	Austin Peay	1 3
												264	H	Mercer	3 1
												272	H	Wofford	3 2
												277	N	Coastal Caro.	3 2
												279	A	Chattanooga	3 0
												285	A	S.C. Upstate	3 1
												285	H	S.C. Upstate	3 0
												294	A	Stetson	3 1
												298	N	Tennessee Tech	3 1
												324	N	N.C. A&T	3 0
LAST 10 GAMES															
				120	N	Belmont	2 3	176	A	Kennesaw St.	3 2	294	A	Stetson	3 1
				176	N	Kennesaw St.	3 2	176	H	Kennesaw St.	0 3	298	N	Tennessee Tech	3 1
				120	H	Belmont	0 3	264	H	Mercer	3 1	324	N	N.C. A&T	3 0
				85	H	Lipscomb	3 2	237	A	Presbyterian	2 3				
				285	A	S.C. Upstate	3 1	152	A	Fla. Gulf Coast	1 3				

Non-Div. I Games:

East Tenn. St.

Average RPI Win:		165	WON-LOST RECORD		WINNING PCT. RANK	LAST 10 GAMES		STRENGTH OF SCHEDULE		OPP. STRENGTH OF SCHEDULE	TEAM RPI	ADJ RPI	CONF. RPI	ADJ CONF. RPI			
DIV. I ONLY			7- 23		.23333	290		0- 10		81	62	210	.45634	198	5	5	
DIV. I NON-CONF.			4- 7		.36364	236		0- 0		88	91	172	.48778	169	5	5	
TOTALS		RPI 1-25		RPI 26-50		W-L RECORDS		RPI 51-100		RPI 101-150		RPI 150+					
7- 23		0- 3		0- 4		OVERALL		1- 9		1- 3		5- 4					
2- 9		0- 2		0- 2		HOME		1- 2		0- 1		1- 2					
2- 10		0- 1		0- 2		AWAY		0- 5		0- 1		2- 1					
3- 4		0- 0		0- 0		NEUTRAL		0- 2		1- 1		2- 1					
4- 7		0- 1		0- 0		NON-CONFERENCE		0- 4		1- 1		3- 1					
0- 0		0- 0		0- 0		HOME		0- 0		0- 0		0- 0					
1- 3		0- 1		0- 0		AWAY		0- 2		0- 0		1- 0					
3- 4		0- 0		0- 0		NEUTRAL		0- 2		1- 1		2- 1					
3- 16		0- 2		0- 4		CONFERENCE		1- 5		0- 2		2- 3					
2- 9		0- 2		0- 2		HOME		1- 2		0- 1		1- 2					
1- 7		0- 0		0- 2		AWAY		0- 3		0- 1		1- 1					
0- 0		0- 0		0- 0		NEUTRAL		0- 0		0- 0		0- 0					
RPI	S	Opponent		Score		RPI	S	Opponent		Score		RPI	S	Opponent		Score	
8	H	Florida St.		0 3		33	A	North Carolina		0 3		53	N	Wisconsin		0 3	
20	A	Florida		0 3		33	H	North Carolina		0 3		55	A	Clemson		1 3	
24	H	Miami (FL)		1 3		41	A	Duke		0 3		55	H	Clemson		1 3	
						41	H	Duke		1 3		58	N	TCU		0 3	
												66	A	Virginia Tech		0 3	
												66	H	Virginia Tech		3 0	
												69	A	Georgia Tech		0 3	
												69	H	Georgia Tech		1 3	
												90	A	Yale		1 3	
												95	A	Seton Hall		2 3	
														</			

Non-Div. I Games:

Boston College

Average RPI Win: 177		WON-LOST RECORD		WINNING PCT. RANK		LAST 10 GAMES		STRENGTH OF SCHEDULE		OPP. STRENGTH OF SCHEDULE		TEAM RPI		ADJ RPI		CONF. RPI		ADJ CONF. RPI	
DIV. I ONLY		8- 19		.2963 272		2- 8		120		89		208		.45518 199		6		6	
DIV. I NON-CONF.		6- 5		.54545 150		0- 0		186		166		160		.49008 164		6		6	
TOTALS		RPI 1-25		RPI 26-50		W-L RECORDS		RPI 51-100		RPI 101-150		RPI 150+							
8- 19		0- 2		0- 3		OVERALL		1- 6		2- 5		5- 3							
3- 9		0- 1		0- 2		HOME		0- 3		1- 2		2- 1							
1- 10		0- 1		0- 1		AWAY		1- 3		0- 3		0- 2							
4- 0		0- 0		0- 0		NEUTRAL		0- 0		1- 0		3- 0							
6- 5		0- 0		0- 1		NON-CONFERENCE		0- 1		2- 1		4- 2							
2- 2		0- 0		0- 1		HOME		0- 0		1- 0		1- 1							
0- 3		0- 0		0- 0		AWAY		0- 1		0- 1		0- 1							
4- 0		0- 0		0- 0		NEUTRAL		0- 0		1- 0		3- 0							
2- 14		0- 2		0- 2		CONFERENCE		1- 5		0- 4		1- 1							
1- 7		0- 1		0- 1		HOME		0- 3		0- 2		1- 0							
1- 7		0- 1		0- 1		AWAY		1- 2		0- 2		0- 1							
0- 0		0- 0		0- 0		NEUTRAL		0- 0		0- 0		0- 0							
RPI	S	Opponent		Score		RPI	S	Opponent		Score		RPI	S	Opponent		Score			
14	A	Pepperdine		0 3		26	A	San Diego		1 3		51	A	St. Mary's (CA)		0 3			
14	H	Pepperdine		1 3		26	H	San Diego		1 3		51	H	St. Mary's (CA)		0 3			
						30	H	Washington		0 3		59	A	BYU		3 1			
												59	H	BYU		1 3			
												82	A	Wyoming		0 3			
												89	A	San Francisco		0 3			
												89	H	San Francisco		0 3			
														117 H Oregon St.		3 2			
														123 A Santa Clara		0 3			
														123 H Santa Clara		1 3			
														132 A Loyola Marymount		2 3			
														132 H Loyola Marymount		1 3			
														137 A Indiana		1 3			
														147 N Niagara		3 0			
														160 H Boise St.		1 3			
														175 N South Dakota		3 1			
														179 H Portland St.		3 2			
														208 A Portland		2 3			
														208 H Portland		3 2			
														253 N DePaul		3 0			
														274 N Eastern Ill.		3 2			
														286 A Seattle		2 3			
LAST 10 GAMES																			
						59	A	BYU		3 1		132	A	Loyola Marymount		2 3			
						89	A	San Francisco		0 3		14	A	Pepperdine		0 3			
						123	A	Santa Clara		0 3		208	A	Portland		2 3			
						51	H	St. Mary's (CA)		0 3		59	H	BYU		1 3			
						26	H	San Diego		1 3		208	H	Portland		3 2			

Non-Div. I Games:

Gonzaga

Average RPI Win: 245		WON-LOST RECORD		WINNING PCT. RANK		LAST 10 GAMES		STRENGTH OF SCHEDULE		OPP. STRENGTH OF SCHEDULE		TEAM RPI		ADJ RPI		CONF. RPI		ADJ CONF. RPI	
DIV. I ONLY		12- 19		.3871 224		5- 5		154		199		205		.45473 200		20		20	
DIV. I NON-CONF.		4- 10		.28571 264		0- 0		135		210		231		.44078 220		18		18	
TOTALS		RPI 1-25		RPI 26-50		W-L RECORDS		RPI 51-100		RPI 101-150		RPI 150+							
12- 19		0- 1		0- 2		OVERALL		0- 5		1- 5		11- 6							
8- 3		0- 0		0- 0		HOME		0- 2		1- 1		7- 0							
2- 10		0- 1		0- 1		AWAY		0- 2		0- 2		2- 4							
2- 6		0- 0		0- 1		NEUTRAL		0- 1		0- 2		2- 2							
4- 10		0- 1		0- 2		NON-CONFERENCE		0- 1		0- 3		4- 3							
2- 1		0- 0		0- 0		HOME		0- 0		0- 1		2- 0							
0- 4		0- 1		0- 1		AWAY		0- 0		0- 1		0- 1							
2- 5		0- 0		0- 1		NEUTRAL		0- 1		0- 1		2- 2							
8- 9		0- 0		0- 0		CONFERENCE		0- 4		1- 2		7- 3							
6- 2		0- 0		0- 0		HOME		0- 2		1- 0		5- 0							
2- 6		0- 0		0- 0		AWAY		0- 2		0- 1		2- 3							
0- 1		0- 0		0- 0		NEUTRAL		0- 0		0- 1		0- 0							
RPI S	Opponent	Score		RPI S	Opponent	Score		RPI S	Opponent	Score		RPI S	Opponent	Score					
22 A	Tulsa	0 3		34 A	California	0 3		70 A	Texas St.	1 3		101 H	Texas Tech	0 3					
				40 N	North Dakota St.	0 3		70 H	Texas St.	0 3		105 A	UTEP	0 3					
								76 A	UTSA	1 3		124 N	Georgetown	1 3					
								76 H	UTSA	0 3		131 A	Sam Houston St.	0 3					
								96 N	UC Davis	0 3		131 H	Sam Houston St.	3 1					
												131 N	Sam Houston St.	2 3					
												159 A	Stephen F. Austin	0 3					
												159 H	Stephen F. Austin	3 1					
												162 A	North Texas	0 3					
												179 N	Portland St.	0 3					
												187 A	Central Ark.	1 3					
												217 A	A&M-Corpus Christi	3 2					
												217 H	A&M-Corpus Christi	3 0					
												226 H	La.-Lafayette	3 0					
												234 A	Nicholls St.	2 3					
												238 H	Lamar	3 0					
												242 H	Northwestern St.	3 2					
												261 N	Nevada	1 3					
												265 H	McNeese St.	3 2					
												297 H	Prairie View	3 0					
												311 A	Southeastern La.	3 1					
												315 N	Southern U.	3 0					
												319 N	Ark.-Pine Bluff	3 0					
LAST 10 GAMES																			
131 N	Sam Houston St.	2 3		159 H	Stephen F. Austin	3 1		131 H	Sam Houston St.	3 1									
76 A	UTSA	1 3		242 H	Northwestern St.	3 2		70 A	Texas St.	1 3									
217 A	A&M-Corpus Christi	3 2		159 A	Stephen F. Austin	0 3													
234 A	Nicholls St.	2 3																	
311 A	Southeastern La.	3 1																	

Non-Div. I Games:

Texas-Arlington

Average RPI Win: 224		WON-LOST	WINNING	LAST 10	STRENGTH OF		OPP. STRENGTH	TEAM	ADJ	CONF.	ADJ CONF.
Average RPI Loss: 146		RECORD	PCT. RANK	GAMES	SCHEDULE		OF SCHEDULE	RPI	RPI	RPI	RPI
DIV. I ONLY		13- 14	.48148	173	5- 5		231	187	202	.4545	201
DIV. I NON-CONF.		4- 7	.36364	236	0- 0		229	94	236	.43344	231
TOTALS		RPI 1-25	RPI 26-50		W-L RECORDS		RPI 51-100		RPI 101-150		RPI 150+
13- 14	0- 0	0- 1		OVERALL		0- 1		1- 6		12- 6	
5- 5	0- 0	0- 0		HOME		0- 1		0- 1		5- 3	
5- 6	0- 0	0- 1		AWAY		0- 0		0- 2		5- 3	
3- 3	0- 0	0- 0		NEUTRAL		0- 0		1- 3		2- 0	
4- 7	0- 0	0- 1		NON-CONFERENCE		0- 1		1- 4		3- 1	
1- 1	0- 0	0- 0		HOME		0- 1		0- 0		1- 0	
0- 3	0- 0	0- 1		AWAY		0- 0		0- 1		0- 1	
3- 3	0- 0	0- 0		NEUTRAL		0- 0		1- 3		2- 0	
9- 7	0- 0	0- 0		CONFERENCE		0- 0		0- 2		9- 5	
4- 4	0- 0	0- 0		HOME		0- 0		0- 1		4- 3	
5- 3	0- 0	0- 0		AWAY		0- 0		0- 1		5- 2	
0- 0	0- 0	0- 0		NEUTRAL		0- 0		0- 0		0- 0	
RPI S	Opponent	Score	RPI S	Opponent	Score	RPI S	Opponent	Score	RPI S	Opponent	Score
			43 A	Arizona	0 3	100 H	Idaho	0 3	112 N	Cal St. Northridge	2 3
									119 A	Northern Colo.	0 3
									119 H	Northern Colo.	1 3
									123 N	Santa Clara	0 3
									140 A	UNLV	1 3
									146 N	Cal St. Fullerton	0 3
									149 N	Washington St.	3 2
									156 A	Sacramento St.	0 3
									156 H	Sacramento St.	2 3
									160 H	Boise St.	3 2
									179 A	Portland St.	0 3
									179 H	Portland St.	1 3
									188 A	Idaho St.	3 0
									188 H	Idaho St.	3 2
									189 A	Northern Ariz.	3 2
									189 H	Northern Ariz.	2 3
									209 A	Montana	3 2
									209 H	Montana	3 2
									219 N	Southern Utah	3 2
									237 N	Presbyterian	3 1
									283 A	Weber St.	3 1
									283 H	Weber St.	3 0
									286 A	Seattle	0 3
									301 A	Montana St.	3 2
									301 H	Montana St.	3 1
LAST 10 GAMES											
			156 H	Sacramento St.	2 3	209 H	Montana	3 2			
			179 H	Portland St.	1 3	283 A	Weber St.	3 1			
			119 A	Northern Colo.	0 3	188 A	Idaho St.	3 0			
			189 A	Northern Ariz.	3 2	179 A	Portland St.	0 3			
			301 H	Montana St.	3 1	156 A	Sacramento St.	0 3			

Non-Div. I Games:

Eastern Wash.

Average RPI Win:	269	WON-LOST RECORD	WINNING PCT. RANK	LAST 10 GAMES	STRENGTH OF SCHEDULE	OPP. STRENGTH OF SCHEDULE	TEAM RPI	ADJ RPI	CONF. RPI	ADJ CONF. RPI	
DIV. I ONLY		12- 18	.4 215	3- 7	183	222	220	.45321	202	27	26
DIV. I NON-CONF.		4- 11	.26667 268	0- 1	163	104	235	.43967	223	28	27
<hr/>											
TOTALS	RPI 1-25	RPI 26-50		W-L RECORDS	RPI 51-100		RPI 101-150		RPI 150+		
12- 18	0- 0	0- 0		OVERALL	0- 12		0- 3		12- 3		
7- 5	0- 0	0- 0		HOME	0- 4		0- 0		7- 1		
3- 9	0- 0	0- 0		AWAY	0- 6		0- 1		3- 2		
2- 4	0- 0	0- 0		NEUTRAL	0- 2		0- 2		2- 0		
<hr/>											
4- 11	0- 0	0- 0		NON-CONFERENCE	0- 7		0- 3		4- 1		
2- 3	0- 0	0- 0		HOME	0- 2		0- 0		2- 1		
0- 4	0- 0	0- 0		AWAY	0- 3		0- 1		0- 0		
2- 4	0- 0	0- 0		NEUTRAL	0- 2		0- 2		2- 0		
<hr/>											
8- 7	0- 0	0- 0		CONFERENCE	0- 5		0- 0		8- 2		
5- 2	0- 0	0- 0		HOME	0- 2		0- 0		5- 0		
3- 5	0- 0	0- 0		AWAY	0- 3		0- 0		3- 2		
0- 0	0- 0	0- 0		NEUTRAL	0- 0		0- 0		0- 0		
<hr/>											
RPI S	Opponent	Score	RPI S	Opponent	Score	RPI S	Opponent	Score	RPI S	Opponent	Score
						58 N	TCU	1 3	106 A	Syracuse	0 3
						62 N	New Mexico St.	1 3	134 N	Duquesne	1 3
						83 H	Albany (NY)	0 3	135 N	Utah	0 3
						90 A	Yale	0 3	183 A	Lehigh	2 3
						91 A	Northwestern	0 3	183 H	Lehigh	3 0
						93 A	Army	2 3	198 N	Boston College	3 0
						93 H	Army	2 3	213 H	Buffalo	2 3
						94 A	American	1 3	213 H	Buffalo	3 1
						94 A	American	1 3	266 H	Cornell	3 1
						94 H	American	1 3	278 A	Holy Cross	1 3
						95 H	Seton Hall	1 3	278 H	Holy Cross	3 1
						98 A	Villanova	0 3	289 A	Bucknell	3 0
									289 H	Bucknell	3 1
									292 N	Loyola Maryland	3 0
									303 A	Lafayette	3 0
									303 H	Lafayette	3 0
									309 A	Navy	3 1
									309 H	Navy	3 0
<hr/>											
			LAST 10 GAMES								
			94 A	American	1 3	289 A	Bucknell	3 0			
			278 A	Holy Cross	1 3	309 H	Navy	3 0			
			93 A	Army	2 3	94 H	American	1 3			
			183 A	Lehigh	2 3	83 H	Albany (NY)	0 3			
			303 A	Lafayette	3 0	93 H	Army	2 3			

Non-Div. I Games:

Colgate



Average RPI Win:	257	WON-LOST	WINNING	LAST 10	STRENGTH OF	OPP. STRENGTH	TEAM	ADJ	CONF.	ADJ CONF.			
Average RPI Loss:	176	RECORD	PCT. RANK	GAMES	SCHEDULE	OF SCHEDULE	RPI	RPI	RPI	RPI			
DIV. I ONLY	19- 14	.57576	125	5- 5	262	258	192	.4485	203	26	27		
DIV. I NON-CONF.	5- 5	.5	164	0- 0	239	220	207	.45348	207	25	25		
<hr/>													
TOTALS	RPI 1-25	RPI 26-50		W-L RECORDS		RPI 51-100		RPI 101-150		RPI 150+			
19- 14	0- 0	0- 0		OVERALL		0- 4		1- 2		18- 8			
8- 5	0- 0	0- 0		HOME		0- 2		0- 1		8- 2			
6- 8	0- 0	0- 0		AWAY		0- 2		1- 0		5- 6			
5- 1	0- 0	0- 0		NEUTRAL		0- 0		0- 1		5- 0			
<hr/>													
5- 5	0- 0	0- 0		NON-CONFERENCE		0- 1		1- 2		4- 2			
0- 3	0- 0	0- 0		HOME		0- 1		0- 1		0- 1			
2- 1	0- 0	0- 0		AWAY		0- 0		1- 0		1- 1			
3- 1	0- 0	0- 0		NEUTRAL		0- 0		0- 1		3- 0			
<hr/>													
14- 9	0- 0	0- 0		CONFERENCE		0- 3		0- 0		14- 6			
8- 2	0- 0	0- 0		HOME		0- 1		0- 0		8- 1			
4- 7	0- 0	0- 0		AWAY		0- 2		0- 0		4- 5			
2- 0	0- 0	0- 0		NEUTRAL		0- 0		0- 0		2- 0			
<hr/>													
RPI S	Opponent	Score	RPI S	Opponent	Score	RPI S	Opponent	Score	RPI S	Opponent	Score		
						81 H	UAB	1	3	120 N	Belmont	2	3
						86 A	Morehead St.	0	3	121 H	Illinois St.	0	3
						86 A	Morehead St.	0	3	128 A	Mississippi St.	3	1
						86 H	Morehead St.	1	3	159 H	Stephen F. Austin	1	3
						184 A	Tennessee St.	1	3				
						184 H	Tennessee St.	3	2				
						184 N	Tennessee St.	3	1				
						212 A	UMKC	0	3				
						227 N	Southern Ill.	3	2				
						252 A	Eastern Ky.	1	3				
						252 H	Eastern Ky.	3	0				
						258 A	Austin Peay	3	1				
						258 H	Austin Peay	2	3				
						262 A	Southeast Mo. St.	1	3				
						262 H	Southeast Mo. St.	3	1				
						263 A	Jacksonville St.	3	1				
						263 H	Jacksonville St.	3	2				
						263 N	Jacksonville St.	3	2				
						274 A	Eastern Ill.	1	3				
						274 H	Eastern Ill.	3	0				
276 A	SIU Edwardsville	3	1										
276 H	SIU Edwardsville	3	1										
284 A	Alabama A&M	3	1										
287 A	Murray St.	2	3										
287 H	Murray St.	3	1										
298 A	Tennessee Tech	3	1										
298 H	Tennessee Tech	3	1										
<hr/>													
LAST 10 GAMES													
86 A Morehead St.			0	3	184 H Tennessee St.			3	2	284 A Alabama A&M			
184 N Tennessee St.			3	1	258 H Austin Peay			2	3	287 A Murray St.			
263 N Jacksonville St.			3	2	262 A Southeast Mo. St.			1	3	287 H Murray St.			
274 A Eastern Ill.			1	3	287 A Murray St.			2	3	298 A Tennessee Tech			
276 A SIU Edwardsville			3	1	252 H Eastern Ky.			3	0	298 H Tennessee Tech			

Non-Div. I Games:

UT Martin

UT Martin

Average RPI Win: 233		WON-LOST RECORD		WINNING PCT. RANK		LAST 10 GAMES		STRENGTH OF SCHEDULE		OPP. STRENGTH OF SCHEDULE		TEAM RPI		ADJ RPI		CONF. RPI		ADJ CONF. RPI	
DIV. I ONLY		14- 16		.46667 179		4- 6		239		156		207		.44777 204		8		10	
DIV. I NON-CONF.		8- 4		.66667 81		0- 1		323		306		241		.43034 235		9		9	
TOTALS		RPI 1-25		RPI 26-50		W-L RECORDS		RPI 51-100		RPI 101-150		RPI 150+							
14- 16		0- 2		0- 4		OVERALL		0- 2		1- 3		13- 5							
8- 9		0- 1		0- 2		HOME		0- 1		1- 2		7- 3							
4- 7		0- 1		0- 2		AWAY		0- 1		0- 1		4- 2							
2- 0		0- 0		0- 0		NEUTRAL		0- 0		0- 0		2- 0							
8- 4		0- 0		0- 0		NON-CONFERENCE		0- 0		0- 2		8- 2							
4- 4		0- 0		0- 0		HOME		0- 0		0- 2		4- 2							
2- 0		0- 0		0- 0		AWAY		0- 0		0- 0		2- 0							
2- 0		0- 0		0- 0		NEUTRAL		0- 0		0- 0		2- 0							
6- 12		0- 2		0- 4		CONFERENCE		0- 2		1- 1		5- 3							
4- 5		0- 1		0- 2		HOME		0- 1		1- 0		3- 1							
2- 7		0- 1		0- 2		AWAY		0- 1		0- 1		2- 2							
0- 0		0- 0		0- 0		NEUTRAL		0- 0		0- 0		0- 0							
RPI S	Opponent	Score		RPI S	Opponent	Score		RPI S	Opponent	Score		RPI S	Opponent	Score					
6 A	UNI	0 3		42 A	Missouri St.	0 3		61 A	Creighton	0 3		121 A	Illinois St.	1 3					
6 H	UNI	0 3		42 H	Missouri St.	0 3		61 H	Creighton	0 3		121 H	Illinois St.	3 0					
				46 A	Wichita St.	0 3						130 H	IUPUI	0 3					
				46 H	Wichita St.	0 3						141 H	Miami (OH)	2 3					
												165 N	Fairfield	3 1					
												181 A	Evansville	3 0					
												181 H	Evansville	3 1					
												185 N	Connecticut	3 0					
												191 A	Drake	1 3					
												191 H	Drake	3 1					
												218 A	Bradley	1 3					
												218 H	Bradley	3 2					
												227 A	Southern Ill.	3 1					
												227 H	Southern Ill.	1 3					
												236 A	New Hampshire	3 0					
												257 H	Western Ill.	0 3					
												274 H	Eastern Ill.	3 0					
												276 H	SIU Edwardsville	1 3					
												317 A	Chicago St.	3 0					
												317 H	Chicago St.	3 0					
												321 H	Coppin St.	3 0					
												327 H	Savannah St.	3 0					
				LAST 10 GAMES															
				46 H	Wichita St.	0 3		181 A	Evansville	3 0									
				42 H	Missouri St.	0 3		191 H	Drake	3 1									
				121 H	Illinois St.	3 0		61 H	Creighton	0 3									
				130 H	IUPUI	0 3		6 A	UNI	0 3									
				227 A	Southern Ill.	3 1		218 A	Bradley	1 3									

Non-Div. I Games:

Indiana St.

Average RPI Win: 259		WON-LOST	WINNING	LAST 10	STRENGTH OF		OPP. STRENGTH	TEAM	ADJ	CONF.	ADJ CONF.							
Average RPI Loss: 169		RECORD	PCT. RANK	GAMES	SCHEDULE		OF SCHEDULE	RPI	RPI	RPI	RPI							
DIV. I ONLY		15- 14	.51724	147	5- 5		242	262	203	.44739	205	28	28					
DIV. I NON-CONF.		6- 6	.5	164	0- 0		219	214	196	.45936	200	27	28					
<hr/>																		
TOTALS		RPI 1-25		RPI 26-50		W-L RECORDS		RPI 51-100		RPI 101-150		RPI 150+						
15- 14		0- 0		0- 0		OVERALL		0- 2		0- 6		15- 6						
5- 3		0- 0		0- 0		HOME		0- 0		0- 2		5- 1						
5- 7		0- 0		0- 0		AWAY		0- 1		0- 3		5- 3						
5- 4		0- 0		0- 0		NEUTRAL		0- 1		0- 1		5- 2						
6- 6		0- 0		0- 0		NON-CONFERENCE		0- 2		0- 1		6- 3						
1- 0		0- 0		0- 0		HOME		0- 0		0- 0		1- 0						
2- 3		0- 0		0- 0		AWAY		0- 1		0- 1		2- 1						
3- 3		0- 0		0- 0		NEUTRAL		0- 1		0- 0		3- 2						
9- 8		0- 0		0- 0		CONFERENCE		0- 0		0- 5		9- 3						
4- 3		0- 0		0- 0		HOME		0- 0		0- 2		4- 1						
3- 4		0- 0		0- 0		AWAY		0- 0		0- 2		3- 2						
2- 1		0- 0		0- 0		NEUTRAL		0- 0		0- 1		2- 0						
RPI	S	Opponent	Score	RPI	S	Opponent	Score	RPI	S	Opponent	Score	RPI	S	Opponent	Score			
						64 A	Samford	0		3				115 A	South Carolina	0		3
						81 N	UAB	0		3				144 A	Liberty	0		3
														144 H	Liberty	2		3
														144 N	Liberty	0		3
														148 A	Winthrop	1		3
														148 H	Winthrop	1		3
														164 N	Troy	3		2
														177 N	Elon	3		0
														196 N	Davidson	0		3
														197 N	East Tenn. St.	0		3
														222 A	Western Caro.	1		3
														222 H	Western Caro.	3		0
														228 A	Radford	3		1
														228 H	Radford	2		3
														237 A	Presbyterian	1		3
														237 H	Presbyterian	3		1
														251 H	Campbell	3		1
														251 N	Campbell	3		0
														277 A	Coastal Caro.	3		1
														279 A	Chattanooga	3		1
														291 H	High Point	3		0
														293 A	Gardner-Webb	0		3
														293 H	Gardner-Webb	3		2
														293 N	Gardner-Webb	3		2
														298 N	Tennessee Tech	3		0
														305 A	Charleston So.	3		0
														318 A	N.C. Central	3		0
<hr/>																		
				LAST 10 GAMES														
				144 N	Liberty	0		3	148 A	Winthrop	1		3	293 H	Gardner-Webb	3		2
				251 N	Campbell	3		0	291 H	High Point	3		0	293 N	Gardner-Webb	3		2
				144 H	Liberty	2		3	251 H	Campbell	3		1	298 N	Tennessee Tech	3		0
				228 H	Radford	2		3	305 A	Charleston So.	3		0	305 A	Charleston So.	3		0
				237 A	Presbyterian	1		3	277 A	Coastal Caro.	3		1	318 A	N.C. Central	3		0

Non-Div. I Games:

UNC Asheville

Average RPI Win:	225	WON-LOST RECORD	WINNING PCT. RANK	LAST 10 GAMES	STRENGTH OF SCHEDULE	OPP. STRENGTH OF SCHEDULE	TEAM RPI	ADJ RPI	CONF. RPI	ADJ CONF. RPI			
Average RPI Loss:	146												
DIV. I ONLY		15- 15	.5	155	4- 6	243	203	198	.44589	206	17	17	
DIV. I NON-CONF.		8- 6	.57143	136	0- 0	272	244	198	.45406	205	17	17	
<hr/>													
TOTALS	RPI 1-25	RPI 26-50		W-L RECORDS		RPI 51-100		RPI 101-150		RPI 150+			
15- 15	0- 0	0- 1		OVERALL		1- 4		2- 3		12- 7			
7- 6	0- 0	0- 1		HOME		1- 2		2- 0		4- 3			
3- 7	0- 0	0- 0		AWAY		0- 1		0- 3		3- 3			
5- 2	0- 0	0- 0		NEUTRAL		0- 1		0- 0		5- 1			
<hr/>													
8- 6	0- 0	0- 0		NON-CONFERENCE		0- 1		0- 1		8- 4			
2- 3	0- 0	0- 0		HOME		0- 1		0- 0		2- 2			
1- 2	0- 0	0- 0		AWAY		0- 0		0- 1		1- 1			
5- 1	0- 0	0- 0		NEUTRAL		0- 0		0- 0		5- 1			
<hr/>													
7- 9	0- 0	0- 1		CONFERENCE		1- 3		2- 2		4- 3			
5- 3	0- 0	0- 1		HOME		1- 1		2- 0		2- 1			
2- 5	0- 0	0- 0		AWAY		0- 1		0- 2		2- 2			
0- 1	0- 0	0- 0		NEUTRAL		0- 1		0- 0		0- 0			
<hr/>													
RPI	S	Opponent	Score	RPI	S	Opponent	Score	RPI	S	Opponent	Score		
				37	H	Dayton	0 3	53	H	Wisconsin	0 3		
								79	A	Xavier	0 3		
								79	H	Xavier	3 1		
								80	H	Saint Louis	2 3		
								80	N	Saint Louis	2 3		
										118	A	George Washington	2 3
										118	H	George Washington	3 1
										125	A	Pittsburgh	1 3
										134	A	Duquesne	0 3
										134	H	Duquesne	3 0
										158	A	Charlotte	3 1
										158	H	Charlotte	2 3
										163	H	Columbia	2 3
										198	H	Boston College	0 3
										207	N	UMBC	1 3
										210	A	Penn	0 3
										214	N	Kent St.	3 2
										224	A	Stony Brook	3 2
										239	N	William & Mary	3 1
										245	A	Temple	0 3
										245	H	Temple	3 1
										252	N	Eastern Ky.	3 2
										267	H	Brown	3 1
										269	N	Iona	3 1
										273	A	Fordham	3 1
										296	N	Saint Francis (PA)	3 0
										306	H	Providence	3 0
										308	A	La Salle	2 3
										308	H	La Salle	3 0
<hr/>													
LAST 10 GAMES													
				80	N	Saint Louis	2 3	79	A	Xavier	0 3		
				158	H	Charlotte	2 3	134	A	Duquesne	0 3		
				118	H	George Washington	3 1	79	H	Xavier	3 1		
				245	H	Temple	3 1	37	H	Dayton	0 3		
				308	H	La Salle	3 0	118	A	George Washington	2 3		

Non-Div. I Games:

Rhode Island

Average RPI Win:	273	WON-LOST RECORD	WINNING PCT. RANK	LAST 10 GAMES	STRENGTH OF SCHEDULE	OPP. STRENGTH OF SCHEDULE	TEAM RPI	ADJ RPI	CONF. RPI	ADJ CONF. RPI		
Average RPI Loss:	155											
DIV. I ONLY		16- 12	.57143	127	5- 5	276	274	199	.44583	207	25	25
DIV. I NON-CONF.		10- 5	.66667	81	0- 0	283	283	185	.47348	187	26	26
-----												
TOTALS	RPI 1-25	RPI 26-50		W-L RECORDS		RPI 51-100		RPI 101-150		RPI 150+		
16- 12	0- 0	0- 2		OVERALL		0- 3		0- 1		16- 6		
7- 4	0- 0	0- 0		HOME		0- 1		0- 1		7- 2		
4- 7	0- 0	0- 1		AWAY		0- 2		0- 0		4- 4		
5- 1	0- 0	0- 1		NEUTRAL		0- 0		0- 0		5- 0		
10- 5	0- 0	0- 2		NON-CONFERENCE		0- 0		0- 1		10- 2		
3- 2	0- 0	0- 0		HOME		0- 0		0- 1		3- 1		
2- 2	0- 0	0- 1		AWAY		0- 0		0- 0		2- 1		
5- 1	0- 0	0- 1		NEUTRAL		0- 0		0- 0		5- 0		
6- 7	0- 0	0- 0		CONFERENCE		0- 3		0- 0		6- 4		
4- 2	0- 0	0- 0		HOME		0- 1		0- 0		4- 1		
2- 5	0- 0	0- 0		AWAY		0- 2		0- 0		2- 3		
0- 0	0- 0	0- 0		NEUTRAL		0- 0		0- 0		0- 0		
-----												
RPI	S	Opponent	Score	RPI	S	Opponent	Score	RPI	S	Opponent	Score	
				30	N	Washington	0 3	83	A	Albany (NY)	0 3	
				44	A	Long Beach St.	0 3	83	A	Albany (NY)	0 3	
								83	H	Albany (NY)	2 3	
										122	H Towson	0 3
										192	A UC Riverside	3 1
										206	N Rhode Island	3 1
										210	A Penn	1 3
										224	A Stony Brook	2 3
										224	H Stony Brook	2 3
										236	A New Hampshire	1 3
										236	H New Hampshire	3 0
										239	N William & Mary	3 0
										247	H Fairleigh Dickinson	2 3
										250	A Binghamton	3 1
										250	H Binghamton	3 0
										270	A Hartford	2 3
										270	H Hartford	3 1
										292	N Loyola Maryland	3 0
										295	A Morgan St.	3 0
										297	N Prairie View	3 0
										300	H Youngstown St.	3 1
										302	H Norfolk St.	3 0
										306	A Providence	3 2
										306	H Providence	3 0
										309	H Navy	3 0
										321	N Coppin St.	3 0
-----												
LAST 10 GAMES												
				83	A	Albany (NY)	0 3	83	A	Albany (NY)	0 3	
				306	A	Providence	3 2	224	A	Stony Brook	2 3	
				270	H	Hartford	3 1	306	H	Providence	3 0	
				236	H	New Hampshire	3 0	236	A	New Hampshire	1 3	
				250	A	Binghamton	3 1	270	A	Hartford	2 3	

Non-Div. I Games:

UMBC

Average RPI Win:	168	WON-LOST RECORD	WINNING PCT. RANK	LAST 10 GAMES	STRENGTH OF SCHEDULE	OPP. STRENGTH OF SCHEDULE	TEAM RPI	ADJ RPI	CONF. RPI	ADJ CONF. RPI									
DIV. I ONLY		8- 21	.27586	278	1- 9	117	82	218	.4458	208	6	6							
DIV. I NON-CONF.		6- 7	.46154	188	0- 0	180	129	184	.46979	189	6	6							
<hr/>																			
TOTALS	RPI 1-25	RPI 26-50		W-L RECORDS		RPI 51-100		RPI 101-150		RPI 150+									
8- 21	0- 3	0- 2		OVERALL		3- 7		0- 5		5- 4									
6- 9	0- 2	0- 1		HOME		2- 2		0- 3		4- 1									
1- 9	0- 1	0- 1		AWAY		1- 4		0- 2		0- 1									
1- 3	0- 0	0- 0		NEUTRAL		0- 1		0- 0		1- 2									
6- 7	0- 1	0- 0		NON-CONFERENCE		2- 2		0- 1		4- 3									
4- 3	0- 1	0- 0		HOME		1- 0		0- 1		3- 1									
1- 1	0- 0	0- 0		AWAY		1- 1		0- 0		0- 0									
1- 3	0- 0	0- 0		NEUTRAL		0- 1		0- 0		1- 2									
2- 14	0- 2	0- 2		CONFERENCE		1- 5		0- 4		1- 1									
2- 6	0- 1	0- 1		HOME		1- 2		0- 2		1- 0									
0- 8	0- 1	0- 1		AWAY		0- 3		0- 2		0- 1									
0- 0	0- 0	0- 0		NEUTRAL		0- 0		0- 0		0- 0									
RPI	S	Opponent	Score		RPI	S	Opponent	Score		RPI	S	Opponent	Score						
14	A	Pepperdine	0	3	26	A	San Diego	0	3	51	A	St. Mary's (CA)	1	3	123	A	Santa Clara	0	3
14	H	Pepperdine	2	3	26	H	San Diego	0	3	51	H	St. Mary's (CA)	2	3	123	H	Santa Clara	1	3
19	H	Texas A&M	1	3						54	A	Notre Dame	3	2	132	A	Loyola Marymount	0	3
										59	A	BYU	0	3	132	H	Loyola Marymount	2	3
										59	H	BYU	1	3	149	H	Washington St.	2	3
										85	N	Lipscomb	2	3	166	N	Valparaiso	0	3
										89	A	San Francisco	1	3	167	N	UC Irvine	0	3
										89	H	San Francisco	3	2	178	H	Butler	3	1
										99	A	San Diego St.	2	3	179	H	Portland St.	3	1
										100	H	Idaho	3	1	199	A	Gonzaga	2	3
															199	H	Gonzaga	3	2
															261	H	Nevada	2	3
															261	N	Nevada	3	2
															286	H	Seattle	3	0
					LAST 10 GAMES														
					59	A	BYU	0	3	14	A	Pepperdine	0	3					
					123	A	Santa Clara	0	3	132	A	Loyola Marymount	0	3					
					89	A	San Francisco	1	3	199	H	Gonzaga	3	2					
					26	H	San Diego	0	3	59	H	BYU	1	3					
					51	H	St. Mary's (CA)	2	3	199	A	Gonzaga	2	3					

Non-Div. I Games:

Portland

Average RPI Win:	226	WON-LOST RECORD	WINNING PCT. RANK	LAST 10 GAMES		STRENGTH OF SCHEDULE	OPP. STRENGTH OF SCHEDULE	TEAM RPI	ADJ RPI	CONF. RPI	ADJ CONF. RPI	
DIV. I ONLY		11- 13	.45833	185	6- 4	201	218	200	.44541	209	22	22
DIV. I NON-CONF.		3- 5	.375	230	0- 0	152	150	200	.46148	199	19	19
<hr/>												
TOTALS	RPI 1-25		RPI 26-50		W-L RECORDS		RPI 51-100		RPI 101-150		RPI 150+	
11- 13	0- 0		0- 0		OVERALL		0- 2		1- 3		10- 8	
6- 5	0- 0		0- 0		HOME		0- 1		1- 1		5- 3	
2- 7	0- 0		0- 0		AWAY		0- 1		0- 1		2- 5	
3- 1	0- 0		0- 0		NEUTRAL		0- 0		0- 1		3- 0	
<hr/>												
3- 5	0- 0		0- 0		NON-CONFERENCE		0- 2		0- 2		3- 1	
0- 3	0- 0		0- 0		HOME		0- 1		0- 1		0- 1	
0- 1	0- 0		0- 0		AWAY		0- 1		0- 0		0- 0	
3- 1	0- 0		0- 0		NEUTRAL		0- 0		0- 1		3- 0	
<hr/>												
8- 8	0- 0		0- 0		CONFERENCE		0- 0		1- 1		7- 7	
6- 2	0- 0		0- 0		HOME		0- 0		1- 0		5- 2	
2- 6	0- 0		0- 0		AWAY		0- 0		0- 1		2- 5	
0- 0	0- 0		0- 0		NEUTRAL		0- 0		0- 0		0- 0	
<hr/>												
RPI	S	Opponent	Score	RPI	S	Opponent	Score	RPI	S	Opponent	Score	
						52 A North Dakota	0 3	115 N South Carolina		0 3		
						100 H Idaho	0 3	119 A Northern Colo.		0 3		
								119 H Northern Colo.		3 2		
								146 H Cal St. Fullerton		1 3		
								156 A Sacramento St.		0 3		
								156 H Sacramento St.		3 1		
								175 H South Dakota		0 3		
								179 A Portland St.		1 3		
								179 H Portland St.		2 3		
								188 A Idaho St.		1 3		
								188 H Idaho St.		3 2		
								189 A Northern Ariz.		1 3		
								189 H Northern Ariz.		3 1		
								201 A Eastern Wash.		2 3		
								201 H Eastern Wash.		2 3		
								219 N Southern Utah		3 2		
								223 N Green Bay		3 2		
								224 N Stony Brook		3 1		
								283 A Weber St.		3 1		
								283 H Weber St.		3 1		
								301 A Montana St.		3 0		
								301 H Montana St.		3 2		
						LAST 10 GAMES						
						283 H Weber St.	3 1	201 A Eastern Wash.		2 3		
						188 H Idaho St.	3 2	119 H Northern Colo.		3 2		
						156 A Sacramento St.	0 3	189 H Northern Ariz.		3 1		
						301 H Montana St.	3 2	156 H Sacramento St.		3 1		
						179 A Portland St.	1 3	188 A Idaho St.		1 3		

**Non-Div. I Games:**

Montana



Average RPI Win:	225	WON-LOST	WINNING	LAST 10	STRENGTH OF	OPP. STRENGTH	TEAM	ADJ	CONF.	ADJ CONF.	
Average RPI Loss:	145	RECORD	PCT. RANK	GAMES	SCHEDULE	OF SCHEDULE	RPI	RPI	RPI	RPI	
DIV. I ONLY	10- 14	.41667	206	4- 6	204	182	217	.44315	210	19	19
DIV. I NON-CONF.	4- 6	.4	223	0- 0	253	128	238	.43201	234	21	20
<hr/>											
TOTALS	RPI 1-25	RPI 26-50		W-L RECORDS		RPI 51-100		RPI 101-150		RPI 150+	
10- 14	0- 0	0- 1		OVERALL		0- 4		0- 2		10- 7	
6- 7	0- 0	0- 0		HOME		0- 3		0- 0		6- 4	
4- 5	0- 0	0- 0		AWAY		0- 1		0- 1		4- 3	
0- 2	0- 0	0- 1		NEUTRAL		0- 0		0- 1		0- 0	
<hr/>											
4- 6	0- 0	0- 1		NON-CONFERENCE		0- 2		0- 2		4- 1	
3- 3	0- 0	0- 0		HOME		0- 2		0- 0		3- 1	
1- 1	0- 0	0- 0		AWAY		0- 0		0- 1		1- 0	
0- 2	0- 0	0- 1		NEUTRAL		0- 0		0- 1		0- 0	
<hr/>											
6- 8	0- 0	0- 0		CONFERENCE		0- 2		0- 0		6- 6	
3- 4	0- 0	0- 0		HOME		0- 1		0- 0		3- 3	
3- 4	0- 0	0- 0		AWAY		0- 1		0- 0		3- 3	
0- 0	0- 0	0- 0		NEUTRAL		0- 0		0- 0		0- 0	
<hr/>											
RPI	S	Opponent	Score	RPI	S	Opponent	Score	RPI	S	Opponent	Score
				49	N	Ohio St.	1 3	73	H	Delaware	0 3
								90	A	Yale	0 3
								90	H	Yale	0 3
								98	H	Villanova	1 3
										127	A Toledo
										139	N Alabama
										157	A Princeton
										157	H Princeton
										161	A Dartmouth
										161	H Dartmouth
										163	A Columbia
										163	H Columbia
										190	A Harvard
										190	H Harvard
										206	H Rhode Island
										207	H UMBC
										239	H William & Mary
										245	H Temple
										266	A Cornell
										266	H Cornell
										267	A Brown
										267	H Brown
										308	A La Salle
				LAST 10 GAMES							
				266	H	Cornell	3 0	190	A	Harvard	1 3
				163	H	Columbia	3 2	157	H	Princeton	0 3
				267	A	Brown	3 1	90	H	Yale	0 3
				90	A	Yale	0 3	267	H	Brown	2 3
				161	A	Dartmouth	3 2	163	A	Columbia	2 3

Non-Div. I Games:

Penn

Average RPI Win: 243		WON-LOST RECORD		WINNING PCT. RANK		LAST 10 GAMES		STRENGTH OF SCHEDULE		OPP. STRENGTH OF SCHEDULE		TEAM RPI		ADJ RPI		CONF. RPI		ADJ CONF. RPI	
DIV. I ONLY		11- 17		.39286 223		4- 6		160		184		204		.44216 211		15		16	
DIV. I NON-CONF.		5- 7		.41667 210		0- 0		199		267		225		.43246 232		15		15	
TOTALS		RPI 1-25		RPI 26-50		W-L RECORDS		RPI 51-100		RPI 101-150		RPI 150+							
11- 17		0- 2		0- 3		OVERALL		1- 2		0- 3		10- 7							
6- 6		0- 1		0- 1		HOME		1- 0		0- 1		5- 3							
2- 8		0- 1		0- 1		AWAY		0- 2		0- 1		2- 3							
3- 3		0- 0		0- 1		NEUTRAL		0- 0		0- 1		3- 1							
5- 7		0- 0		0- 1		NON-CONFERENCE		0- 1		0- 1		5- 4							
2- 1		0- 0		0- 0		HOME		0- 0		0- 0		2- 1							
0- 3		0- 0		0- 0		AWAY		0- 1		0- 0		0- 2							
3- 3		0- 0		0- 1		NEUTRAL		0- 0		0- 1		3- 1							
6- 10		0- 2		0- 2		CONFERENCE		1- 1		0- 2		5- 3							
4- 5		0- 1		0- 1		HOME		1- 0		0- 1		3- 2							
2- 5		0- 1		0- 1		AWAY		0- 1		0- 1		2- 1							
0- 0		0- 0		0- 0		NEUTRAL		0- 0		0- 0		0- 0							
RPI	S	Opponent		Score		RPI	S	Opponent		Score		RPI	S	Opponent		Score			
21	A	Western Ky.		0 3		29	N	Michigan St.		0 3		84	A	UCF		0 3			
21	H	Western Ky.		0 3		48	A	Middle Tenn.		0 3		92	A	FIU		0 3			
						48	H	Middle Tenn.		0 3		92	H	FIU		3 1			

Non-Div. I Games:

South Ala.

Average RPI Win: 214		WON-LOST	WINNING	LAST 10	STRENGTH OF		OPP. STRENGTH	TEAM	ADJ	CONF.	ADJ CONF.
Average RPI Loss: 143		RECORD	PCT. RANK	GAMES	SCHEDULE		OF SCHEDULE	RPI	RPI	RPI	RPI
DIV. I ONLY		11- 16	.40741	209	6- 3		176	181	206	.44154	212
DIV. I NON-CONF.		5- 4	.55556	145	0- 0		237	304	203	.45289	208
TOTALS		RPI 1-25	RPI 26-50		W-L RECORDS		RPI 51-100		RPI 101-150		RPI 150+
11- 16	0- 0	0- 2		OVERALL		1- 4		1- 4		9- 6	
5- 7	0- 0	0- 1		HOME		1- 1		0- 3		4- 2	
4- 7	0- 0	0- 1		AWAY		0- 3		1- 1		3- 2	
2- 2	0- 0	0- 0		NEUTRAL		0- 0		0- 0		2- 2	
5- 4	0- 0	0- 0		NON-CONFERENCE		0- 1		0- 1		5- 2	
2- 1	0- 0	0- 0		HOME		0- 0		0- 1		2- 0	
1- 1	0- 0	0- 0		AWAY		0- 1		0- 0		1- 0	
2- 2	0- 0	0- 0		NEUTRAL		0- 0		0- 0		2- 2	
6- 12	0- 0	0- 2		CONFERENCE		1- 3		1- 3		4- 4	
3- 6	0- 0	0- 1		HOME		1- 1		0- 2		2- 2	
3- 6	0- 0	0- 1		AWAY		0- 2		1- 1		2- 2	
0- 0	0- 0	0- 0		NEUTRAL		0- 0		0- 0		0- 0	
RPI S	Opponent	Score	RPI S	Opponent	Score	RPI S	Opponent	Score	RPI S	Opponent	Score
			40 A	North Dakota St.	2 <span>3</span>	75 A	IPFW	1 <span>3</span>	120 H	Belmont	0 <span>3</span>
			40 H	North Dakota St.	1 <span>3</span>	75 H	IPFW	3 2	129 A	Oakland	0 <span>3</span>
						88 A	Oral Roberts	0 <span>3</span>	129 H	Oakland	1 <span>3</span>
						88 H	Oral Roberts	1 <span>3</span>	130 A	IUPUI	3 2
						93 A	Army	2 <span>3</span>	130 H	IUPUI	0 <span>3</span>
									168 A	South Dakota St.	3 1
									168 H	South Dakota St.	0 <span>3</span>
									175 A	South Dakota	0 <span>3</span>
									175 H	South Dakota	3 2
									203 H	UT Martin	3 0
									219 A	Southern Utah	0 <span>3</span>
									219 H	Southern Utah	3 1
									228 A	Radford	3 2
									257 A	Western Ill.	3 2
									257 H	Western Ill.	1 <span>3</span>
									260 N	Bryant	2 <span>3</span>
									270 N	Hartford	0 <span>3</span>
									285 N	S.C. Upstate	3 0
									301 H	Montana St.	3 1
									317 N	Chicago St.	3 1
LAST 10 GAMES			40 A	North Dakota St.	2 <span>3</span>	130 A	IUPUI	3 2			
			168 A	South Dakota St.	3 1	175 H	South Dakota	3 2			
			129 H	Oakland	1 <span>3</span>	219 H	Southern Utah	3 1			
			75 H	IPFW	3 2	88 H	Oral Roberts	1 <span>3</span>			
			257 A	Western Ill.	3 2	75 A	IPFW	1 <span>3</span>			

Non-Div. I Games:      Neb. Omaha      3    2      Neb. Omaha      2    3

UMKC

Average RPI Win: 192		WON-LOST RECORD		WINNING PCT. RANK		LAST 10 GAMES		STRENGTH OF SCHEDULE		OPP. STRENGTH OF SCHEDULE		TEAM RPI		ADJ RPI		CONF. RPI		ADJ CONF. RPI	
DIV. I ONLY		11- 19		.36667 236		2- 8		168		125		209		.44109 213		7		7	
DIV. I NON-CONF.		7- 7		.5 164		0- 0		208		188		188		.4583 202		8		8	
TOTALS		RPI 1-25		RPI 26-50		W-L RECORDS		RPI 51-100		RPI 101-150		RPI 150+							
11- 19		0- 1		0- 3		OVERALL		1- 5		4- 4		6- 6							
5- 7		0- 1		0- 2		HOME		0- 1		3- 2		2- 1							
3- 10		0- 0		0- 1		AWAY		0- 3		1- 2		2- 4							
3- 2		0- 0		0- 0		NEUTRAL		1- 1		0- 0		2- 1							
7- 7		0- 0		0- 1		NON-CONFERENCE		1- 1		2- 1		4- 4							
3- 1		0- 0		0- 1		HOME		0- 0		2- 0		1- 0							
1- 4		0- 0		0- 0		AWAY		0- 0		0- 1		1- 3							
3- 2		0- 0		0- 0		NEUTRAL		1- 1		0- 0		2- 1							
4- 12		0- 1		0- 2		CONFERENCE		0- 4		2- 3		2- 2							
2- 6		0- 1		0- 1		HOME		0- 1		1- 2		1- 1							
2- 6		0- 0		0- 1		AWAY		0- 3		1- 1		1- 1							
0- 0		0- 0		0- 0		NEUTRAL		0- 0		0- 0		0- 0							
RPI	S	Opponent		Score	RPI	S	Opponent		Score	RPI	S	Opponent		Score	RPI	S	Opponent		Score
17	H	Northern Ill.		0 3	35	H	Western Mich.		0 3	57	A	Ohio		0 3	106	H	Syracuse		3 2
					36	A	Ball St.		0 3	57	H	Ohio		1 3	127	H	Toledo		0 3
					37	H	Dayton		0 3	68	A	Eastern Mich.		0 3	136	A	Bowling Green		3 2
										74	N	Northeastern		0 3	136	H	Bowling Green		3 0
										78	A	Central Mich.		0 3	137	A	Indiana		0 3
										95	N	Seton Hall		3 0	141	A	Miami (OH)		1 3
															141	H	Miami (OH)		2 3
															147	H	Niagara		3 1
															202	A	Colgate		3 2
															202	A	Colgate		1 3
															214	A	Kent St.		0 3
															214	H	Kent St.		2 3
															230	A	Akron		3 2
															230	H	Akron		3 2
															248	A	St. John's (NY)		1 3
															259	A	Canisius		1 3
															262	N	Southeast Mo. St.		1 3
															266	H	Cornell		3 1
															267	N	Brown		3 1
															300	N	Youngstown St.		3 1
LAST 10 GAMES																			
					214	A	Kent St.		0 3	230	H	Akron		3 2					
					57	A	Ohio		0 3	78	A	Central Mich.		0 3					
					141	H	Miami (OH)		2 3	68	A	Eastern Mich.		0 3					
					136	H	Bowling Green		3 0	17	H	Northern Ill.		0 3					
					36	A	Ball St.		0 3	35	H	Western Mich.		0 3					

Non-Div. I Games:

Buffalo



Average RPI Win:	307	WON-LOST RECORD	WINNING PCT. RANK	LAST 10 GAMES	STRENGTH OF SCHEDULE	OPP. STRENGTH OF SCHEDULE	TEAM RPI	ADJ RPI	CONF. RPI	ADJ CONF. RPI				
DIV. I ONLY		26- 9	.74286 43	10- 0	318	320	214	.43972 215	33	33				
DIV. I NON-CONF.		3- 9	.25 272	0- 0	268	252	293	.36417 292	33	33				
<hr/>														
TOTALS	RPI 1-25	RPI 26-50		W-L RECORDS		RPI 51-100		RPI 101-150		RPI 150+				
26- 9	0- 0	0- 0		OVERALL		0- 1		0- 0		26- 8				
8- 1	0- 0	0- 0		HOME		0- 0		0- 0		8- 1				
8- 4	0- 0	0- 0		AWAY		0- 0		0- 0		8- 4				
10- 4	0- 0	0- 0		NEUTRAL		0- 1		0- 0		10- 3				
<hr/>														
3- 9	0- 0	0- 0		NON-CONFERENCE		0- 1		0- 0		3- 8				
1- 1	0- 0	0- 0		HOME		0- 0		0- 0		1- 1				
0- 4	0- 0	0- 0		AWAY		0- 0		0- 0		0- 4				
2- 4	0- 0	0- 0		NEUTRAL		0- 1		0- 0		2- 3				
<hr/>														
23- 0	0- 0	0- 0		CONFERENCE		0- 0		0- 0		23- 0				
7- 0	0- 0	0- 0		HOME		0- 0		0- 0		7- 0				
8- 0	0- 0	0- 0		AWAY		0- 0		0- 0		8- 0				
8- 0	0- 0	0- 0		NEUTRAL		0- 0		0- 0		8- 0				
<hr/>														
RPI S	Opponent	Score	RPI S	Opponent	Score	RPI S	Opponent	Score	RPI S	Opponent	Score			
						70 N	Texas St.	0 3	154 A	Southern Miss.	0 3			
						162 A	North Texas	0 3						
						176 N	Kennesaw St.	0 3						
						211 N	South Ala.	0 3						
						234 A	Nicholls St.	2 3						
						234 H	Nicholls St.	2 3						
						242 N	Northwestern St.	1 3						
						268 H	Louisiana Tech	3 2						
						279 N	Chattanooga	3 2						
						284 A	Alabama A&M	3 2						
						284 H	Alabama A&M	3 2						
						284 N	Alabama A&M	3 1						
						288 N	South Carolina St.	3 2						
						297 N	Prairie View	3 0						
						310 A	Alabama St.	3 0						
						310 A	Alabama St.	3 0						
						310 H	Alabama St.	3 0						
						310 N	Alabama St.	3 1						
						310 N	Alabama St.	3 0						
						311 A	Southeastern La.	2 3						
						314 A	Grambling	3 0						
						LAST 10 GAMES			314 H	Grambling	3 0			
									284 N	Alabama A&M	3 1	315 A	Southern U.	3 0
									310 N	Alabama St.	3 1	315 A	Southern U.	3 0
									322 N	Texas Southern	3 0	315 H	Southern U.	3 0
310 N	Alabama St.	3 0	314 A	Grambling	3 0									
326 A	Alcorn St.	3 0	284 H	Alabama A&M	3 2	316 A	Mississippi Val.	3 0						

Non-Div. I Games:	Ark.-Monticello	3	0	Belhaven	3	1	Belhaven	3	0
-------------------	-----------------	---	---	----------	---	---	----------	---	---

Jackson St.

RPI	S	Opponent	Score	
316	H	Mississippi Val.	3	0
316	H	Mississippi Val.	3	0
316	N	Mississippi Val.	3	0
322	N	Texas Southern	3	0
322	N	Texas Southern	3	0
326	A	Alcorn St.	3	0
326	H	Alcorn St.	3	0

Jackson St.

J  
a  
c  
k  
s  
o  
n  
S  
t  
.

J  
a  
c  
k  
s  
o  
n  
S  
t  
.

Average RPI Win:	255	WON-LOST RECORD	WINNING PCT. RANK	LAST 10 GAMES	STRENGTH OF SCHEDULE	OPP. STRENGTH OF SCHEDULE	TEAM RPI	ADJ RPI	CONF. RPI	ADJ CONF. RPI				
DIV. I ONLY		14- 17	.45161 186	6- 4	205	257	212	.43914 216	23	23				
DIV. I NON-CONF.		9- 8	.52941 161	3- 0	176	255	174	.47753 181	24	23				
<hr/>														
TOTALS	RPI 1-25	RPI 26-50		W-L RECORDS	RPI 51-100		RPI 101-150		RPI 150+					
14- 17	0- 0	0- 1		OVERALL	1- 3		0- 3		13- 10					
7- 4	0- 0	0- 0		HOME	0- 1		0- 1		7- 2					
4- 7	0- 0	0- 0		AWAY	1- 1		0- 1		3- 5					
3- 6	0- 0	0- 1		NEUTRAL	0- 1		0- 1		3- 3					
<hr/>														
9- 8	0- 0	0- 1		NON-CONFERENCE	1- 2		0- 2		8- 3					
4- 0	0- 0	0- 0		HOME	0- 0		0- 0		4- 0					
2- 3	0- 0	0- 0		AWAY	1- 1		0- 1		1- 1					
3- 5	0- 0	0- 1		NEUTRAL	0- 1		0- 1		3- 2					
<hr/>														
5- 9	0- 0	0- 0		CONFERENCE	0- 1		0- 1		5- 7					
3- 4	0- 0	0- 0		HOME	0- 1		0- 1		3- 2					
2- 4	0- 0	0- 0		AWAY	0- 0		0- 0		2- 4					
0- 1	0- 0	0- 0		NEUTRAL	0- 0		0- 0		0- 1					
<hr/>														
RPI S	Opponent	Score	RPI S	Opponent	Score	RPI S	Opponent	Score	RPI S	Opponent	Score			
29	N	Michigan St.	0	3	71	A	Col. of Charleston	3	2	120	H	Belmont	1	3
					82	N	Wyoming	1	3	124	N	Georgetown	0	3
					84	A	UCF	1	3	133	A	Ga. Southern	0	3
					85	H	Lipscomb	0	3	152	A	Fla. Gulf Coast	0	3
										152	H	Fla. Gulf Coast	2	3
										152	N	Fla. Gulf Coast	1	3
										173	A	Wake Forest	0	3
										176	H	Kennesaw St.	1	3
										197	A	East Tenn. St.	1	3
										211	N	South Ala.	3	2
										217	N	A&M-Corpus Christi	1	3
										231	N	UNC Wilmington	2	3
										237	H	Presbyterian	3	0
										244	A	Jacksonville	3	2
										244	H	Jacksonville	3	2
										249	H	Florida A&M	3	1
										249	N	Florida A&M	3	1
										264	A	Mercer	0	3
										264	H	Mercer	3	1
										285	A	S.C. Upstate	0	3
										288	H	South Carolina St.	3	0
										294	A	Stetson	3	0
										294	H	Stetson	3	1
										305	N	Charleston So.	3	2
										313	A	Bethune-Cookman	3	0
										313	H	Bethune-Cookman	3	0
										85	H	Lipscomb	0	3
<hr/>														
LAST 10 GAMES														
152	N	Fla. Gulf Coast	1	3	313	H	Bethune-Cookman	3	0	294	H	Stetson	3	1
294	H	Stetson	3	1	249	H	Florida A&M	3	1	305	N	Charleston So.	3	2
152	H	Fla. Gulf Coast	2	3	244	H	Jacksonville	3	2	313	A	Bethune-Cookman	3	0
244	A	Jacksonville	3	2	313	A	Bethune-Cookman	3	0	313	H	Bethune-Cookman	3	0
264	A	Mercer	0	3	85	H	Lipscomb	0	3					

**Non-Div. I Games:**

North Florida



Average RPI Win: 240		WON-LOST	WINNING	LAST 10	STRENGTH OF		OPP. STRENGTH	TEAM	ADJ	CONF.	ADJ CONF.
Average RPI Loss: 128		RECORD	PCT. RANK	GAMES	SCHEDULE		OF SCHEDULE	RPI	RPI	RPI	RPI
DIV. I ONLY		13- 20	.39394	220	3- 7		172	192	211	.4388	217
DIV. I NON-CONF.		8- 8	.5	164	0- 1		156	196	163	.48873	166
TOTALS		RPI 1-25	RPI 26-50		W-L RECORDS		RPI 51-100		RPI 101-150		RPI 150+
13- 20	0- 0	0- 1		OVERALL		0- 7		2- 3		11- 9	
6- 6	0- 0	0- 0		HOME		0- 3		2- 0		4- 3	
2- 11	0- 0	0- 0		AWAY		0- 3		0- 3		2- 5	
5- 3	0- 0	0- 1		NEUTRAL		0- 1		0- 0		5- 1	
8- 8	0- 0	0- 1		NON-CONFERENCE		0- 3		1- 1		7- 3	
2- 2	0- 0	0- 0		HOME		0- 1		1- 0		1- 1	
1- 3	0- 0	0- 0		AWAY		0- 1		0- 1		1- 1	
5- 3	0- 0	0- 1		NEUTRAL		0- 1		0- 0		5- 1	
5- 12	0- 0	0- 0		CONFERENCE		0- 4		1- 2		4- 6	
4- 4	0- 0	0- 0		HOME		0- 2		1- 0		3- 2	
1- 8	0- 0	0- 0		AWAY		0- 2		0- 2		1- 4	
0- 0	0- 0	0- 0		NEUTRAL		0- 0		0- 0		0- 0	
RPI S	Opponent	Score	RPI S	Opponent	Score	RPI S	Opponent	Score	RPI S	Opponent	Score
36 N	Ball St.	0 3	52 H	North Dakota	0 3	107 A	Houston Baptist	2 3			
			70 A	Texas St.	0 3	122 H	Towson	3 1			
			70 H	Texas St.	0 3	131 A	Sam Houston St.	1 3			
			71 A	Col. of Charleston	1 3	131 A	Sam Houston St.	2 3			
			76 A	UTSA	0 3	131 H	Sam Houston St.	3 2			
			76 H	UTSA	0 3	159 A	Stephen F. Austin	1 3			
			82 N	Wyoming	0 3	159 H	Stephen F. Austin	2 3			
						162 H	North Texas	2 3			
						166 A	Valparaiso	1 3			
						181 N	Evansville	0 3			
						187 A	Central Ark.	2 3			
						200 A	Texas-Arlington	0 3			
						200 H	Texas-Arlington	2 3			
						216 N	North Florida	3 1			
						231 N	UNC Wilmington	3 0			
						234 H	Nicholls St.	3 2			
						235 N	Rutgers	3 0			
						238 A	Lamar	1 3			
						242 A	Northwestern St.	3 2			
						265 H	McNeese St.	3 2			
						280 A	Tex.-Pan American	3 2			
						280 H	Tex.-Pan American	3 0			
						280 N	Tex.-Pan American	3 1			
						287 N	Murray St.	3 0			
						311 H	Southeastern La.	3 0			
LAST 10 GAMES			LAST 10 GAMES			LAST 10 GAMES			LAST 10 GAMES		
70 H	Texas St.	0 3	187 A	Central Ark.	2 3	280 N	Tex.-Pan American	3 1			
200 H	Texas-Arlington	2 3	265 H	McNeese St.	3 2	287 N	Murray St.	3 0			
131 A	Sam Houston St.	2 3	76 A	UTSA	0 3						
159 A	Stephen F. Austin	1 3	52 H	North Dakota	0 3						
242 A	Northwestern St.	3 2	311 H	Southeastern La.	3 0						

Non-Div. I Games:

A&amp;M-Corpus Christi

Average RPI Win: 233		WON-LOST RECORD		WINNING PCT. RANK		LAST 10 GAMES		STRENGTH OF SCHEDULE		OPP. STRENGTH OF SCHEDULE		TEAM RPI		ADJ RPI		CONF. RPI		ADJ CONF. RPI	
DIV. I ONLY		10- 16		.38462 228		5- 5		190		146		216		.43765 218		8		10	
DIV. I NON-CONF.		5- 3		.625 106		1- 0		321		307		244		.42204 243		9		9	
TOTALS		RPI 1-25		RPI 26-50		W-L RECORDS		RPI 51-100		RPI 101-150		RPI 150+							
10- 16		0- 2		0- 4		OVERALL		1- 1		0- 2		9- 7							
5- 6		0- 1		0- 2		HOME		1- 0		0- 1		4- 2							
1- 10		0- 1		0- 2		AWAY		0- 1		0- 1		1- 5							
4- 0		0- 0		0- 0		NEUTRAL		0- 0		0- 0		4- 0							
5- 3		0- 0		0- 0		NON-CONFERENCE		0- 0		0- 0		5- 3							
1- 1		0- 0		0- 0		HOME		0- 0		0- 0		1- 1							
0- 2		0- 0		0- 0		AWAY		0- 0		0- 0		0- 2							
4- 0		0- 0		0- 0		NEUTRAL		0- 0		0- 0		4- 0							
5- 13		0- 2		0- 4		CONFERENCE		1- 1		0- 2		4- 4							
4- 5		0- 1		0- 2		HOME		1- 0		0- 1		3- 1							
1- 8		0- 1		0- 2		AWAY		0- 1		0- 1		1- 3							
0- 0		0- 0		0- 0		NEUTRAL		0- 0		0- 0		0- 0							
RPI S	Opponent	Score		RPI S	Opponent	Score		RPI S	Opponent	Score		RPI S	Opponent	Score					
6 A	UNI	0 3		42 A	Missouri St.	0 3		61 A	Creighton	1 3		121 A	Illinois St.	1 3					
6 H	UNI	0 3		42 H	Missouri St.	1 3		61 H	Creighton	3 2		121 H	Illinois St.	0 3					
				46 A	Wichita St.	0 3						181 A	Evansville	1 3					
				46 H	Wichita St.	0 3						181 H	Evansville	0 3					
												191 A	Drake	1 3					
												191 H	Drake	3 0					
												204 A	Indiana St.	2 3					
												204 H	Indiana St.	3 1					
												227 A	Southern Ill.	3 1					
												227 H	Southern Ill.	3 2					
												230 A	Akron	0 3					
												233 H	Ill.-Chicago	0 3					
												259 N	Canisius	3 0					
												269 N	Iona	3 1					
												277 A	Coastal Caro.	1 3					
												293 N	Gardner-Webb	3 0					
												296 N	Saint Francis (PA)	3 1					
												299 H	Loyola Chicago	3 0					
				LAST 10 GAMES															
				181 A	Evansville	1 3		42 A	Missouri St.	0 3									
				227 A	Southern Ill.	3 1		46 A	Wichita St.	0 3									
				61 H	Creighton	3 2		299 H	Loyola Chicago	3 0									
				191 H	Drake	3 0		204 H	Indiana St.	3 1									
				6 H	UNI	0 3		121 H	Illinois St.	0 3									

Non-Div. I Games: Neb. Omaha 3 1 Neb. Omaha 3 0

Bradley

Average RPI Win:	194	WON-LOST RECORD	WINNING PCT. RANK	LAST 10 GAMES	STRENGTH OF SCHEDULE	OPP. STRENGTH OF SCHEDULE	TEAM RPI	ADJ RPI	CONF. RPI	ADJ CONF. RPI	
DIV. I ONLY	11- 20	.35484	241	5- 5	164	142	215	.43653	219	14	14
DIV. I NON-CONF.	4- 9	.30769	256	1- 1	212	167	253	.41161	254	14	14
<hr/>											
TOTALS	RPI 1-25	RPI 26-50		W-L RECORDS	RPI 51-100		RPI 101-150		RPI 150+		
11- 20	0- 0	0- 2		OVERALL	1- 5		2- 5		8- 8		
7- 7	0- 0	0- 1		HOME	1- 2		1- 1		5- 3		
3- 10	0- 0	0- 1		AWAY	0- 3		0- 4		3- 2		
1- 3	0- 0	0- 0		NEUTRAL	0- 0		1- 0		0- 3		
<hr/>											
4- 9	0- 0	0- 0		NON-CONFERENCE	0- 2		1- 2		3- 5		
2- 3	0- 0	0- 0		HOME	0- 1		0- 0		2- 2		
1- 3	0- 0	0- 0		AWAY	0- 1		0- 2		1- 0		
1- 3	0- 0	0- 0		NEUTRAL	0- 0		1- 0		0- 3		
<hr/>											
7- 11	0- 0	0- 2		CONFERENCE	1- 3		1- 3		5- 3		
5- 4	0- 0	0- 1		HOME	1- 1		1- 1		3- 1		
2- 7	0- 0	0- 1		AWAY	0- 2		0- 2		2- 2		
0- 0	0- 0	0- 0		NEUTRAL	0- 0		0- 0		0- 0		
<hr/>											
RPI S	Opponent	Score	RPI S	Opponent	Score	RPI S	Opponent	Score	RPI S	Opponent	Score
			40 A	North Dakota St.	0 3	52 A	North Dakota	0 3	102 A	Utah Valley	0 3
			40 H	North Dakota St.	1 3	75 A	IPFW	1 3	112 N	Cal St. Northridge	3 1
						75 H	IPFW	1 3	129 A	Oakland	0 3
						87 H	Pacific	0 3	129 H	Oakland	1 3
						88 A	Oral Roberts	1 3	130 A	IUPUI	1 3
						88 H	Oral Roberts	3 2	130 H	IUPUI	3 1
									140 A	UNLV	2 3
									160 H	Boise St.	0 3
									168 A	South Dakota St.	1 3
									168 H	South Dakota St.	3 1
									172 H	Utah St.	3 2
									175 A	South Dakota	3 2
									175 H	South Dakota	2 3
									191 H	Drake	1 3
									201 N	Eastern Wash.	2 3
									209 N	Montana	2 3
									212 A	UMKC	1 3
									212 H	UMKC	3 0
									223 N	Green Bay	0 3
									257 A	Western Ill.	3 2
									257 H	Western Ill.	3 0
									281 H	CSU Bakersfield	3 2
									283 A	Weber St.	3 1
<hr/>											
			LAST 10 GAMES								
			88 H	Oral Roberts	3 2	129 A	Oakland	0 3			
			102 A	Utah Valley	0 3	75 A	IPFW	1 3			
			283 A	Weber St.	3 1	257 H	Western Ill.	3 0			
			40 H	North Dakota St.	1 3	130 H	IUPUI	3 1			
			168 H	South Dakota St.	3 1	212 A	UMKC	1 3			

**Non-Div. I Games:**

Southern Utah

Average RPI Win:	241	WON-LOST	WINNING	LAST 10	STRENGTH OF	OPP. STRENGTH	TEAM	ADJ	CONF.	ADJ CONF.	
Average RPI Loss:	120	RECORD	PCT. RANK	GAMES	SCHEDULE	OF SCHEDULE	RPI	RPI	RPI	RPI	
DIV. I ONLY	7- 19	.26923	282	0- 10	137	162	238	.43616	220	16	15
DIV. I NON-CONF.	5- 7	.41667	210	0- 0	159	177	190	.47703	182	16	16
<hr/>											
TOTALS	RPI 1-25	RPI 26-50		W-L RECORDS		RPI 51-100		RPI 101-150		RPI 150+	
7- 19	0- 0	0- 1		OVERALL		0- 7		1- 7		6- 4	
5- 6	0- 0	0- 0		HOME		0- 3		1- 2		4- 1	
1- 9	0- 0	0- 0		AWAY		0- 2		0- 4		1- 3	
1- 4	0- 0	0- 1		NEUTRAL		0- 2		0- 1		1- 0	
5- 7	0- 0	0- 1		NON-CONFERENCE		0- 4		0- 2		5- 0	
3- 1	0- 0	0- 0		HOME		0- 1		0- 0		3- 0	
1- 2	0- 0	0- 0		AWAY		0- 1		0- 1		1- 0	
1- 4	0- 0	0- 1		NEUTRAL		0- 2		0- 1		1- 0	
2- 12	0- 0	0- 0		CONFERENCE		0- 3		1- 5		1- 4	
2- 5	0- 0	0- 0		HOME		0- 2		1- 2		1- 1	
0- 7	0- 0	0- 0		AWAY		0- 1		0- 3		0- 3	
0- 0	0- 0	0- 0		NEUTRAL		0- 0		0- 0		0- 0	
RPI S	Opponent	Score	RPI S	Opponent	Score	RPI S	Opponent	Score	RPI S	Opponent	Score
			35 N	Western Mich.	0 3	73 A	Delaware	1 3	103 A	James Madison	0 3
						73 H	Delaware	0 3	103 H	James Madison	2 3
						74 H	Northeastern	0 3	118 A	George Washington	1 3
						78 N	Central Mich.	1 3	122 A	Towson	0 3
						86 A	Morehead St.	0 3	122 H	Towson	1 3
						94 H	American	0 3	124 N	Georgetown	0 3
						97 N	Appalachian St.	1 3	142 A	VCU	2 3
									142 H	VCU	3 1
									182 H	Hofstra	0 3
									193 A	Georgia St.	2 3
									194 A	Marshall	3 1
									231 A	UNC Wilmington	2 3
									239 A	William & Mary	1 3
									239 H	William & Mary	3 1
									240 H	UNC Greensboro	3 1
									275 N	East Carolina	3 0
									291 H	High Point	3 0
									309 H	Navy	3 0
			LAST 10 GAMES								
			73 H	Delaware	0 3	142 A	VCU	2 3			
			122 H	Towson	1 3	239 A	William & Mary	1 3			
			103 H	James Madison	2 3	182 H	Hofstra	0 3			
			231 A	UNC Wilmington	2 3	74 H	Northeastern	0 3			
			193 A	Georgia St.	2 3	73 A	Delaware	1 3			

Non-Div. I Games:

George Mason

Average RPI Win:	206	WON-LOST	WINNING	LAST 10	STRENGTH OF	OPP. STRENGTH	TEAM	ADJ	CONF.	ADJ CONF.				
Average RPI Loss:	105	RECORD	PCT. RANK	GAMES	SCHEDULE	OF SCHEDULE	RPI	RPI	RPI	RPI				
DIV. I ONLY		9- 21	.3 269	1- 9	146	113	224	.43519	221	12 12				
DIV. I NON-CONF.		5- 6	.45455 193	0- 0	155	147	176	.47872	178	10 10				
<hr/>														
TOTALS	RPI 1-25	RPI 26-50		W-L RECORDS	RPI 51-100		RPI 101-150		RPI 150+					
9- 21	0- 2	0- 2		OVERALL	1- 8		1- 3		7- 6					
4- 11	0- 2	0- 0		HOME	1- 3		0- 2		3- 4					
3- 9	0- 0	0- 1		AWAY	0- 5		1- 1		2- 2					
2- 1	0- 0	0- 1		NEUTRAL	0- 0		0- 0		2- 0					
<hr/>														
5- 6	0- 0	0- 2		NON-CONFERENCE	1- 1		0- 1		4- 2					
2- 3	0- 0	0- 0		HOME	1- 0		0- 1		1- 2					
1- 2	0- 0	0- 1		AWAY	0- 1		0- 0		1- 0					
2- 1	0- 0	0- 1		NEUTRAL	0- 0		0- 0		2- 0					
<hr/>														
4- 15	0- 2	0- 0		CONFERENCE	0- 7		1- 2		3- 4					
2- 8	0- 2	0- 0		HOME	0- 3		0- 1		2- 2					
2- 7	0- 0	0- 0		AWAY	0- 4		1- 1		1- 2					
0- 0	0- 0	0- 0		NEUTRAL	0- 0		0- 0		0- 0					
<hr/>														
RPI S	Opponent	Score	RPI S	Opponent	Score	RPI S	Opponent	Score	RPI S	Opponent	Score			
22 H	Tulsa	0 3	32 A	Missouri	0 3	60 A	Rice	1 3	105 H	UTEP	2 3			
22 H	Tulsa	0 3	40 N	North Dakota St.	0 3	60 H	Rice	0 3	113 A	SMU	1 3			
						67 A	Houston	1 3	113 A	SMU	3 1			
						67 H	Houston	2 3	120 H	Belmont	2 3			
						81 A	UAB	0 3	153 A	Memphis	1 3			
						81 H	UAB	2 3	153 H	Memphis	0 3			
						84 A	UCF	0 3	154 H	Southern Miss.	3 0			
						92 A	FIU	2 3	188 N	Idaho St.	3 0			
						99 H	San Diego St.	3 2	194 A	Marshall	2 3			
												194 H	Marshall	1 3
												211 H	South Ala.	3 2
												227 H	Southern Ill.	0 3
												238 H	Lamar	1 3
												250 N	Binghamton	3 0
												275 A	East Carolina	3 2
												275 H	East Carolina	3 0
												290 A	Fla. Atlantic	3 0
<hr/>														
LAST 10 GAMES														
60 H Rice						0 3	22 H Tulsa		0 3					
67 H Houston						2 3	194 A Marshall		2 3					
81 A UAB						0 3	275 A East Carolina		3 2					
153 A Memphis						1 3	105 H UTEP		2 3					
22 H Tulsa						0 3	84 A UCF		0 3					

Non-Div. I Games:

Tulane

Average RPI Win:		246	WON-LOST RECORD		WINNING PCT. RANK		LAST 10 GAMES		STRENGTH OF SCHEDULE		OPP. STRENGTH OF SCHEDULE		TEAM RPI		ADJ RPI		CONF. RPI		ADJ CONF. RPI	
Average RPI Loss:		136																		
DIV. I ONLY			13- 20		.39394 220		4- 6		178		202		219		.43155 222		18		18	
DIV. I NON-CONF.			5- 11		.3125 255		0- 0		250		201		267		.38873 272		20		21	
TOTALS		RPI 1-25		RPI 26-50		W-L RECORDS		RPI 51-100		RPI 101-150		RPI 150+								
13- 20		0- 1		0- 2		OVERALL		1- 7		0- 2		12- 8								
5- 4		0- 0		0- 0		HOME		1- 2		0- 1		4- 1								
4- 10		0- 1		0- 0		AWAY		0- 3		0- 1		4- 5								
4- 6		0- 0		0- 2		NEUTRAL		0- 2		0- 0		4- 2								
5- 11		0- 1		0- 2		NON-CONFERENCE		0- 1		0- 1		5- 6								
1- 0		0- 0		0- 0		HOME		0- 0		0- 0		1- 0								
0- 6		0- 1		0- 0		AWAY		0- 0		0- 1		0- 4								
4- 5		0- 0		0- 2		NEUTRAL		0- 1		0- 0		4- 2								
8- 9		0- 0		0- 0		CONFERENCE		1- 6		0- 1		7- 2								
4- 4		0- 0		0- 0		HOME		1- 2		0- 1		3- 1								
4- 4		0- 0		0- 0		AWAY		0- 3		0- 0		4- 1								
0- 1		0- 0		0- 0		NEUTRAL		0- 1		0- 0		0- 0								
RPI	S	Opponent		Score		RPI	S	Opponent		Score		RPI	S	Opponent		Score				
5	A	Purdue		0	3	35	N	Western Mich.		0	3	53	N	Wisconsin		0	3			
						36	N	Ball St.		0	3	64	A	Samford		1	3			
												64	H	Samford		0	3			
												65	H	Furman		1	3			
												65	N	Furman		0	3			
												71	A	Col. of Charleston		1	3			
												97	A	Appalachian St.		0	3			
												97	H	Appalachian St.		3	1			

**Non-Div. I Games:**

Western Caro.

Average RPI Win:		246	WON-LOST RECORD		WINNING PCT. RANK		LAST 10 GAMES		STRENGTH OF SCHEDULE		OPP. STRENGTH OF SCHEDULE		TEAM RPI		ADJ RPI		CONF. RPI		ADJ CONF. RPI	
DIV. I ONLY			11- 18		.37931 230		3- 7		170		213		221		.4295 223		24		24	
DIV. I NON-CONF.			4- 8		.33333 244		0- 0		78		145		182		.4737 186		22		22	
TOTALS		RPI 1-25		RPI 26-50		W-L RECORDS		RPI 51-100		RPI 101-150		RPI 150+								
11- 18		0- 1		0- 4		OVERALL		0- 2		1- 2		10- 9								
4- 8		0- 1		0- 2		HOME		0- 1		1- 1		3- 3								
5- 7		0- 0		0- 2		AWAY		0- 1		0- 1		5- 3								
2- 3		0- 0		0- 0		NEUTRAL		0- 0		0- 0		2- 3								
4- 8		0- 1		0- 2		NON-CONFERENCE		0- 2		1- 0		3- 3								
1- 3		0- 1		0- 1		HOME		0- 1		1- 0		0- 0								
1- 3		0- 0		0- 1		AWAY		0- 1		0- 0		1- 1								
2- 2		0- 0		0- 0		NEUTRAL		0- 0		0- 0		2- 2								
7- 10		0- 0		0- 2		CONFERENCE		0- 0		0- 2		7- 6								
3- 5		0- 0		0- 1		HOME		0- 0		0- 1		3- 3								
4- 4		0- 0		0- 1		AWAY		0- 0		0- 1		4- 2								
0- 1		0- 0		0- 0		NEUTRAL		0- 0		0- 0		0- 1								
RPI	S	Opponent		Score		RPI	S	Opponent		Score		RPI	S	Opponent		Score				
17	H	Northern Ill.		0 3		37	H	Dayton		1 3		52	A	North Dakota		0 3				
						39	A	Marquette		1 3		52	H	North Dakota		2 3				
						50	A	Milwaukee		1 3										
						50	H	Milwaukee		2 3										
						LAST 10 GAMES														
						178 N Butler						1 3								
						111 A Cleveland St.						1 3								
						300 A Youngstown St.						3 1								
						254 H Wright St.						1 3								
						178 H Butler						2 3								
						299 H Loyola Chicago						3 1								
						166 A Valparaiso						3 2								
						233 A Ill.-Chicago						0 3								
						50 H Milwaukee						2 3								
						178 A Butler						0 3								
						299 A Loyola Chicago						3 2								
						299 H Loyola Chicago						3 1								
						300 A Youngstown St.						3 1								
						300 H Youngstown St.						3 0								
						317 A Chicago St.						3 1								

**Non-Div. I Games:**

Green Bay

Average RPI Win: 265		WON-LOST	WINNING	LAST 10	STRENGTH OF		OPP. STRENGTH	TEAM	ADJ	CONF.	ADJ CONF.
Average RPI Loss: 176		RECORD	PCT. RANK	GAMES	SCHEDULE		OF SCHEDULE	RPI	RPI	RPI	RPI
DIV. I ONLY		15- 13	.53571	140	288		268	225	.42801	224	25
DIV. I NON-CONF.		7- 7	.5	164	300		281	254	.41003	255	26
TOTALS		RPI 1-25	RPI 26-50		W-L RECORDS		RPI 51-100		RPI 101-150		RPI 150+
15- 13	0- 0	0- 0		OVERALL		0- 3		0- 2		15- 8	
6- 4	0- 0	0- 0		HOME		0- 1		0- 0		6- 3	
5- 6	0- 0	0- 0		AWAY		0- 2		0- 0		5- 4	
4- 3	0- 0	0- 0		NEUTRAL		0- 0		0- 2		4- 1	
7- 7	0- 0	0- 0		NON-CONFERENCE		0- 0		0- 2		7- 5	
2- 2	0- 0	0- 0		HOME		0- 0		0- 0		2- 2	
2- 2	0- 0	0- 0		AWAY		0- 0		0- 0		2- 2	
3- 3	0- 0	0- 0		NEUTRAL		0- 0		0- 2		3- 1	
8- 6	0- 0	0- 0		CONFERENCE		0- 3		0- 0		8- 3	
4- 2	0- 0	0- 0		HOME		0- 1		0- 0		4- 1	
3- 4	0- 0	0- 0		AWAY		0- 2		0- 0		3- 2	
1- 0	0- 0	0- 0		NEUTRAL		0- 0		0- 0		1- 0	
RPI S	Opponent	Score	RPI S	Opponent	Score	RPI S	Opponent	Score	RPI S	Opponent	Score
						83 A	Albany (NY)	0 3	115 N	South Carolina	1 3
						83 A	Albany (NY)	0 3	136 N	Bowling Green	0 3
						83 H	Albany (NY)	0 3	151 A	Long Island	3 0
									186 A	Central Conn. St.	1 3
									206 H	Rhode Island	2 3
									207 A	UMBC	3 2
									207 H	UMBC	3 2
									209 N	Montana	1 3
									214 H	Kent St.	0 3
									236 A	New Hampshire	2 3
									236 H	New Hampshire	2 3
									236 N	New Hampshire	3 1
									245 A	Temple	2 3
									250 A	Binghamton	0 3
									250 H	Binghamton	3 2
									269 H	Iona	3 1
									270 A	Hartford	3 2
									270 H	Hartford	3 1
									273 H	Fordham	3 2
									289 A	Bucknell	3 2
									289 N	Bucknell	3 0
									306 A	Providence	3 0
									306 H	Providence	3 0
									321 N	Coppin St.	3 2
									325 N	Saint Peter's	3 0
LAST 10 GAMES											
						83 A	Albany (NY)	0 3	83 A	Albany (NY)	0 3
						236 N	New Hampshire	3 1	250 A	Binghamton	0 3
						306 A	Providence	3 0	207 H	UMBC	3 2
						236 H	New Hampshire	2 3	306 H	Providence	3 0
						270 H	Hartford	3 1	151 A	Long Island	3 0

Non-Div. I Games:

Stony Brook



Average RPI Win: 256		WON-LOST	WINNING	LAST 10	STRENGTH OF		OPP. STRENGTH	TEAM	ADJ	CONF.	ADJ CONF.
Average RPI Loss: 165		RECORD	PCT. RANK	GAMES	SCHEDULE		OF SCHEDULE	RPI	RPI	RPI	RPI
DIV. I ONLY		15- 17	.46875	177	5- 5		232	270	222	.42757	225
DIV. I NON-CONF.		5- 10	.33333	244	0- 0		210	223	249	.41374	253
TOTALS		RPI 1-25	RPI 26-50		W-L RECORDS		RPI 51-100		RPI 101-150		RPI 150+
15- 17	0- 0	0- 0		OVERALL		1- 2		1- 4		13- 11	
7- 6	0- 0	0- 0		HOME		0- 2		1- 1		6- 3	
7- 6	0- 0	0- 0		AWAY		1- 0		0- 1		6- 5	
1- 5	0- 0	0- 0		NEUTRAL		0- 0		0- 2		1- 3	
5- 10	0- 0	0- 0		NON-CONFERENCE		0- 1		1- 4		4- 5	
3- 2	0- 0	0- 0		HOME		0- 1		1- 1		2- 0	
1- 3	0- 0	0- 0		AWAY		0- 0		0- 1		1- 2	
1- 5	0- 0	0- 0		NEUTRAL		0- 0		0- 2		1- 3	
10- 7	0- 0	0- 0		CONFERENCE		1- 1		0- 0		9- 6	
4- 4	0- 0	0- 0		HOME		0- 1		0- 0		4- 3	
6- 3	0- 0	0- 0		AWAY		1- 0		0- 0		5- 3	
0- 0	0- 0	0- 0		NEUTRAL		0- 0		0- 0		0- 0	
RPI S	Opponent	Score	RPI S	Opponent	Score	RPI S	Opponent	Score	RPI S	Opponent	Score
						68 H	Eastern Mich.	0 3	103 A	James Madison	0 3
						77 A	Sacred Heart	3 1	122 N	Towson	0 3
						77 H	Sacred Heart	0 3	125 H	Pittsburgh	3 0
									130 N	IUPUI	0 3
									134 H	Duquesne	1 3
									151 A	Long Island	3 1
									151 A	Long Island	0 3
									151 H	Long Island	2 3
									166 N	Valparaiso	0 3
									180 A	West Virginia	1 3
									183 N	Lehigh	2 3
									186 A	Central Conn. St.	1 3
									186 H	Central Conn. St.	1 3
									214 A	Kent St.	2 3
									239 N	William & Mary	0 3
									247 A	Fairleigh Dickinson	3 0
									247 H	Fairleigh Dickinson	3 1
									260 A	Bryant	2 3
									260 H	Bryant	2 3
									277 N	Coastal Caro.	3 2
									280 H	Tex.-Pan American	3 1
									295 H	Morgan St.	3 0
									296 A	Saint Francis (PA)	3 2
									296 H	Saint Francis (PA)	3 0
									300 A	Youngstown St.	3 1
									304 A	Quinnipiac	3 1
									304 H	Quinnipiac	3 0
LAST 10 GAMES											
						151 A	Long Island	0 3	323 H	St. Francis (NY)	3 0
						77 H	Sacred Heart	0 3	151 H	Long Island	2 3
						304 H	Quinnipiac	3 0	296 A	Saint Francis (PA)	3 2
						186 A	Central Conn. St.	1 3	247 A	Fairleigh Dickinson	3 0
						260 A	Bryant	2 3	304 A	Quinnipiac	3 1

Non-Div. I Games:

Robert Morris

RPI	S	Opponent	Score	
323	A	St. Francis (NY)	3	0
323	H	St. Francis (NY)	3	0

Robert Morris

R  
o  
b  
e  
r  
t  
M  
o  
r  
r  
i  
s

R  
o  
b  
e  
r  
t  
M  
o  
r  
r  
i  
s



Average RPI Win: 225		WON-LOST RECORD		WINNING PCT. RANK		LAST 10 GAMES		STRENGTH OF SCHEDULE		OPP. STRENGTH OF SCHEDULE		TEAM RPI		ADJ RPI		CONF. RPI		ADJ CONF. RPI	
DIV. I ONLY		9- 18		.33333 252		0- 10		180		121		230		.42633 227		8		10	
DIV. I NON-CONF.		6- 3		.66667 81		0- 0		305		233		194		.46157 198		9		9	
TOTALS		RPI 1-25		RPI 26-50		W-L RECORDS		RPI 51-100		RPI 101-150		RPI 150+							
9- 18		0- 2		0- 4		OVERALL		0- 2		1- 2		8- 8							
5- 8		0- 1		0- 2		HOME		0- 1		0- 1		5- 3							
3- 8		0- 1		0- 2		AWAY		0- 1		1- 1		2- 3							
1- 2		0- 0		0- 0		NEUTRAL		0- 0		0- 0		1- 2							
6- 3		0- 0		0- 0		NON-CONFERENCE		0- 0		1- 0		5- 3							
3- 1		0- 0		0- 0		HOME		0- 0		0- 0		3- 1							
2- 0		0- 0		0- 0		AWAY		0- 0		1- 0		1- 0							
1- 2		0- 0		0- 0		NEUTRAL		0- 0		0- 0		1- 2							
3- 15		0- 2		0- 4		CONFERENCE		0- 2		0- 2		3- 5							
2- 7		0- 1		0- 2		HOME		0- 1		0- 1		2- 2							
1- 8		0- 1		0- 2		AWAY		0- 1		0- 1		1- 3							
0- 0		0- 0		0- 0		NEUTRAL		0- 0		0- 0		0- 0							
RPI S	Opponent	Score		RPI S	Opponent	Score		RPI S	Opponent	Score		RPI S	Opponent	Score					
6 A	UNI	0 3		42 A	Missouri St.	0 3		61 A	Creighton	2 3		121 A	Illinois St.	1 3					
6 H	UNI	0 3		42 H	Missouri St.	0 3		61 H	Creighton	1 3		121 H	Illinois St.	1 3					
				46 A	Wichita St.	0 3						128 A	Mississippi St.	3 2					
				46 H	Wichita St.	0 3						153 H	Memphis	0 3					
												181 A	Evansville	0 3					
												181 H	Evansville	3 2					
												191 A	Drake	2 3					
												191 H	Drake	3 1					
												203 N	UT Martin	2 3					
												204 A	Indiana St.	3 1					
												204 H	Indiana St.	1 3					
												218 A	Bradley	2 3					
												218 H	Bradley	1 3					
												221 A	Tulane	3 0					
												223 H	Green Bay	3 2					
												239 N	William & Mary	2 3					
												276 H	SIU Edwardsville	3 2					
												287 H	Murray St.	3 0					
												311 N	Southeastern La.	3 0					
				LAST 10 GAMES															
				6 H	UNI	0 3		121 H	Illinois St.	1 3									
				218 H	Bradley	1 3		181 A	Evansville	0 3									
				42 A	Missouri St.	0 3		191 A	Drake	2 3									
				46 A	Wichita St.	0 3		61 A	Creighton	2 3									
				204 H	Indiana St.	1 3		46 H	Wichita St.	0 3									

Non-Div. I Games:

Southern Ill.

Average RPI Win: 275		WON-LOST	WINNING	LAST 10	STRENGTH OF		OPP. STRENGTH	TEAM	ADJ	CONF.	ADJ CONF.
Average RPI Loss: 179		RECORD	PCT. RANK	GAMES	SCHEDULE		OF SCHEDULE	RPI	RPI	RPI	RPI
DIV. I ONLY		17- 15	.53125	144	7- 3		286	280	228	.42569	228
DIV. I NON-CONF.		6- 9	.4	223	0- 0		294	285	274	.38443	274
TOTALS		RPI 1-25	RPI 26-50		W-L RECORDS		RPI 51-100		RPI 101-150		RPI 150+
17- 15	0- 0	0- 0		OVERALL		0- 0		1- 6		16- 9	
8- 4	0- 0	0- 0		HOME		0- 0		0- 2		8- 2	
5- 7	0- 0	0- 0		AWAY		0- 0		0- 3		5- 4	
4- 4	0- 0	0- 0		NEUTRAL		0- 0		1- 1		3- 3	
6- 9	0- 0	0- 0		NON-CONFERENCE		0- 0		0- 2		6- 7	
3- 2	0- 0	0- 0		HOME		0- 0		0- 1		3- 1	
1- 4	0- 0	0- 0		AWAY		0- 0		0- 1		1- 3	
2- 3	0- 0	0- 0		NEUTRAL		0- 0		0- 0		2- 3	
11- 6	0- 0	0- 0		CONFERENCE		0- 0		1- 4		10- 2	
5- 2	0- 0	0- 0		HOME		0- 0		0- 1		5- 1	
4- 3	0- 0	0- 0		AWAY		0- 0		0- 2		4- 1	
2- 1	0- 0	0- 0		NEUTRAL		0- 0		1- 1		1- 0	
RPI S	Opponent	Score	RPI S	Opponent	Score	RPI S	Opponent	Score	RPI S	Opponent	Score
									103 H	James Madison	1 3
									141 A	Miami (OH)	1 3
									144 A	Liberty	2 3
									144 H	Liberty	2 3
									144 N	Liberty	0 3
									148 A	Winthrop	0 3
									148 N	Winthrop	3 2
									152 N	Fla. Gulf Coast	1 3
									153 N	Memphis	1 3
									177 A	Elon	0 3
									182 A	Hofstra	2 3
									205 A	UNC Asheville	3 2
									205 H	UNC Asheville	1 3
									212 H	UMKC	2 3
									237 A	Presbyterian	3 0
									240 A	UNC Greensboro	0 3
									246 N	Manhattan	2 3
									251 A	Campbell	3 1
									251 H	Campbell	3 2
									277 H	Coastal Caro.	3 2
									284 N	Alabama A&M	3 2
									285 H	S.C. Upstate	3 2
									291 A	High Point	2 3
									291 H	High Point	3 0
									291 N	High Point	3 0
									293 A	Gardner-Webb	3 1
									293 H	Gardner-Webb	3 0
			LAST 10 GAMES								
			144 N	Liberty	0 3	251 H	Campbell	3 2			
			148 N	Winthrop	3 2	291 H	High Point	3 0			
			291 N	High Point	3 0	144 A	Liberty	2 3			
			293 A	Gardner-Webb	3 1	148 A	Winthrop	0 3			
			205 A	UNC Asheville	3 2	237 A	Presbyterian	3 0			

Non-Div. I Games:

Radford

RPI	S	Opponent	Score	
305	H	Charleston So.	3	0
307	N	Howard	3	1
317	H	Chicago St.	3	0
318	A	N.C. Central	3	0
324	H	N.C. A&T	3	0

Radford

R  
a  
d  
f  
o  
r  
d

R  
a  
d  
f  
o  
r  
d

Average RPI Win: 258		WON-LOST RECORD	WINNING PCT. RANK		LAST 10 GAMES	STRENGTH OF SCHEDULE		OPP. STRENGTH OF SCHEDULE	TEAM RPI	ADJ RPI		CONF. RPI	ADJ CONF. RPI					
Average RPI Loss: 120																		
DIV. I ONLY		11- 20	.35484	241	3- 7	197		188	233	.42509	229	15	16					
DIV. I NON-CONF.		5- 9	.35714	240	0- 0	217		239	248	.42092	244	15	15					
<hr/>																		
TOTALS		RPI 1-25		RPI 26-50		W-L RECORDS		RPI 51-100		RPI 101-150		RPI 150+						
11- 20		0- 1		0- 3		OVERALL		0- 4		0- 5		11- 7						
5- 3		0- 0		0- 0		HOME		0- 0		0- 2		5- 1						
2- 11		0- 1		0- 2		AWAY		0- 2		0- 3		2- 3						
4- 6		0- 0		0- 1		NEUTRAL		0- 2		0- 0		4- 3						
5- 9		0- 0		0- 1		NON-CONFERENCE		0- 3		0- 1		5- 4						
1- 0		0- 0		0- 0		HOME		0- 0		0- 0		1- 0						
0- 4		0- 0		0- 1		AWAY		0- 1		0- 1		0- 1						
4- 5		0- 0		0- 0		NEUTRAL		0- 2		0- 0		4- 3						
6- 11		0- 1		0- 2		CONFERENCE		0- 1		0- 4		6- 3						
4- 3		0- 0		0- 0		HOME		0- 0		0- 2		4- 1						
2- 7		0- 1		0- 1		AWAY		0- 1		0- 2		2- 2						
0- 1		0- 0		0- 1		NEUTRAL		0- 0		0- 0		0- 0						
RPI	S	Opponent		Score		RPI	S	Opponent		Score		RPI	S	Opponent		Score		
21	A	Western Ky.		2 <span>3</span>		28	A	Oklahoma		0 <span>3</span>		62	A	New Mexico St.		0 <span>3</span>		
						48	A	Middle Tenn.		0 <span>3</span>		72	N	LSU		1 <span>3</span>		
						48	N	Middle Tenn.		0 <span>3</span>		91	N	Northwestern		0 <span>3</span>		
												92	A	FIU		0 <span>3</span>		
															104	A	Ole Miss	0 <span>3</span>
															109	A	Arkansas St.	1 <span>3</span>
															109	H	Arkansas St.	1 <span>3</span>
															150	A	Denver	1 <span>3</span>
															150	H	Denver	0 <span>3</span>
															153	A	Memphis	1 <span>3</span>
															160	N	Boise St.	0 <span>3</span>
															162	A	North Texas	0 <span>3</span>
															162	H	North Texas	3 0
															164	H	Troy	3 0
															187	N	Central Ark.	2 <span>3</span>
															193	N	Georgia St.	2 <span>3</span>
															211	H	South Ala.	3 0
															226	A	La.-Lafayette	1 <span>3</span>
															226	H	La.-Lafayette	2 <span>3</span>
															256	A	La.-Monroe	3 0
															256	H	La.-Monroe	3 2
															262	H	Southeast Mo. St.	3 0
															284	N	Alabama A&M	3 1
															290	A	Fla. Atlantic	3 0
															314	N	Grambling	3 0
															319	N	Ark.-Pine Bluff	3 0
															322	N	Texas Southern	3 0
<hr/>																		
LAST 10 GAMES																		
						48	N	Middle Tenn.		0 <span>3</span>		226	H	La.-Lafayette		2 <span>3</span>		
						226	A	La.-Lafayette		1 <span>3</span>		256	H	La.-Monroe		3 2		
						256	A	La.-Monroe		3 0		92	A	FIU		0 <span>3</span>		
						162	A	North Texas		0 <span>3</span>		290	A	Fla. Atlantic		3 0		
						150	A	Denver		1 <span>3</span>		109	H	Arkansas St.		1 <span>3</span>		

Non-Div. I Games:

UALR

Average RPI Win: 247		WON-LOST RECORD	WINNING PCT. RANK		LAST 10 GAMES		STRENGTH OF SCHEDULE		OPP. STRENGTH OF SCHEDULE		TEAM RPI	ADJ RPI	CONF. RPI	ADJ CONF. RPI					
Average RPI Loss: 107																			
DIV. I ONLY		4- 25	.13793	316	0- 10		68		130		250	.42453	230	7	7				
DIV. I NON-CONF.		3- 10	.23077	278	0- 0		58		175		202	.46359	196	8	8				
TOTALS		RPI 1-25		RPI 26-50		W-L RECORDS		RPI 51-100		RPI 101-150		RPI 150+							
4- 25		0- 1		0- 5		OVERALL		0- 6		0- 7		4- 6							
4- 7		0- 1		0- 2		HOME		0- 1		0- 2		4- 1							
0- 12		0- 0		0- 3		AWAY		0- 3		0- 4		0- 2							
0- 6		0- 0		0- 0		NEUTRAL		0- 2		0- 1		0- 3							
3- 10		0- 0		0- 3		NON-CONFERENCE		0- 2		0- 2		3- 3							
3- 0		0- 0		0- 0		HOME		0- 0		0- 0		3- 0							
0- 4		0- 0		0- 3		AWAY		0- 0		0- 1		0- 0							
0- 6		0- 0		0- 0		NEUTRAL		0- 2		0- 1		0- 3							
1- 15		0- 1		0- 2		CONFERENCE		0- 4		0- 5		1- 3							
1- 7		0- 1		0- 2		HOME		0- 1		0- 2		1- 1							
0- 8		0- 0		0- 0		AWAY		0- 3		0- 3		0- 2							
0- 0		0- 0		0- 0		NEUTRAL		0- 0		0- 0		0- 0							
RPI	S	Opponent	Score		RPI	S	Opponent	Score		RPI	S	Opponent	Score						
17	H	Northern Ill.	2	3	35	H	Western Mich.	0	3	57	A	Ohio	0	3	109	N	Arkansas St.	0	3
					36	H	Ball St.	1	3	57	H	Ohio	0	3	111	A	Cleveland St.	1	3
					39	A	Marquette	0	3	68	A	Eastern Mich.	0	3	127	A	Toledo	1	3
					49	A	Ohio St.	0	3	78	A	Central Mich.	0	3	136	A	Bowling Green	0	3
					50	A	Milwaukee	1	3	81	N	UAB	0	3	136	H	Bowling Green	0	3
										83	N	Albany (NY)	1	3	141	A	Miami (OH)	0	3
															141	H	Miami (OH)	2	3
															154	N	Southern Miss.	2	3
															164	N	Troy	0	3
															169	N	Maryland	0	3
															213	A	Buffalo	2	3
															213	H	Buffalo	2	3
															214	A	Kent St.	1	3
															214	H	Kent St.	3	0
															218	H	Bradley	3	0
															259	H	Canisius	3	1
															296	H	Saint Francis (PA)	3	0
					LAST 10 GAMES														
					57	A	Ohio	0	3	213	A	Buffalo	2	3					
					214	A	Kent St.	1	3	68	A	Eastern Mich.	0	3					
					136	H	Bowling Green	0	3	78	A	Central Mich.	0	3					
					141	H	Miami (OH)	2	3	35	H	Western Mich.	0	3					
					127	A	Toledo	1	3	17	H	Northern Ill.	2	3					

Non-Div. I Games:

Akron



Average RPI Win: 236		WON-LOST	WINNING	LAST 10	STRENGTH OF		OPP. STRENGTH	TEAM	ADJ	CONF.	ADJ CONF.
Average RPI Loss: 153		RECORD	PCT. RANK	GAMES	SCHEDULE		OF SCHEDULE	RPI	RPI	RPI	RPI
DIV. I ONLY		12- 19	.3871	224	4- 6		213	206	231	.4236	231
DIV. I NON-CONF.		7- 10	.41176	219	1- 0		232	249	239	.4194	248
TOTALS		RPI 1-25	RPI 26-50		W-L RECORDS		RPI 51-100		RPI 101-150		RPI 150+
12- 19	0- 0	0- 0		OVERALL		0- 5		1- 6		11- 8	
5- 6	0- 0	0- 0		HOME		0- 1		1- 2		4- 3	
3- 10	0- 0	0- 0		AWAY		0- 3		0- 4		3- 3	
4- 3	0- 0	0- 0		NEUTRAL		0- 1		0- 0		4- 2	
7- 10	0- 0	0- 0		NON-CONFERENCE		0- 2		0- 3		7- 5	
2- 2	0- 0	0- 0		HOME		0- 0		0- 1		2- 1	
1- 5	0- 0	0- 0		AWAY		0- 1		0- 2		1- 2	
4- 3	0- 0	0- 0		NEUTRAL		0- 1		0- 0		4- 2	
5- 9	0- 0	0- 0		CONFERENCE		0- 3		1- 3		4- 3	
3- 4	0- 0	0- 0		HOME		0- 1		1- 1		2- 2	
2- 5	0- 0	0- 0		AWAY		0- 2		0- 2		2- 1	
0- 0	0- 0	0- 0		NEUTRAL		0- 0		0- 0		0- 0	
RPI S	Opponent	Score	RPI S	Opponent	Score	RPI S	Opponent	Score	RPI S	Opponent	Score
						71 A	Col. of Charleston	2 3	103 H	James Madison	3 1
						73 A	Delaware	0 3	108 H	North Carolina St.	0 3
						74 A	Northeastern	1 3	118 A	George Washington	0 3
						74 H	Northeastern	1 3	122 A	Towson	0 3
						82 N	Wyoming	0 3	142 A	VCU	1 3
									142 H	VCU	1 3
									148 A	Winthrop	1 3
									182 A	Hofstra	3 2
									182 H	Hofstra	1 3
									186 N	Central Conn. St.	3 1
									193 A	Georgia St.	0 3
									193 H	Georgia St.	0 3
									196 N	Davidson	2 3
									216 N	North Florida	3 2
									217 N	A&M-Corpus Christi	0 3
									220 H	George Mason	3 2
									237 A	Presbyterian	2 3
									239 A	William & Mary	3 1
									239 H	William & Mary	3 2
									251 A	Campbell	0 3
									264 N	Mercer	3 0
									275 H	East Carolina	1 3
									277 H	Coastal Caro.	3 0
									282 A	Citadel	3 2
									305 H	Charleston So.	3 0
									318 N	N.C. Central	3 0
LAST 10 GAMES											
			74 H	Northeastern	1 3	103 H	James Madison	3 1	277 H	Coastal Caro.	3 0
			182 H	Hofstra	1 3	73 A	Delaware	0 3	282 A	Citadel	3 2
			239 A	William & Mary	3 1	122 A	Towson	0 3	305 H	Charleston So.	3 0
			142 A	VCU	1 3	193 H	Georgia St.	0 3	318 N	N.C. Central	3 0
			220 H	George Mason	3 2	282 A	Citadel	3 2			

Non-Div. I Games:

UNC Wilmington

Average RPI Win: 286		WON-LOST RECORD	WINNING PCT. RANK	LAST 10 GAMES	STRENGTH OF SCHEDULE	OPP. STRENGTH OF SCHEDULE	TEAM RPI	ADJ RPI	CONF. RPI	ADJ CONF. RPI	
Average RPI Loss: 169											
DIV. I ONLY		13- 15	.46429 180	5- 5	245	290	232	.42282 232	30	30	
DIV. I NON-CONF.		3- 7	.3 258	0- 0	127	228	223	.44402 214	30	30	
<hr/>											
TOTALS		RPI 1-25	RPI 26-50		W-L RECORDS		RPI 51-100		RPI 101-150		RPI 150+
13- 15		0- 0	0- 0		OVERALL		0- 1		0- 6		13- 8
6- 3		0- 0	0- 0		HOME		0- 0		0- 1		6- 2
5- 9		0- 0	0- 0		AWAY		0- 1		0- 3		5- 5
2- 3		0- 0	0- 0		NEUTRAL		0- 0		0- 2		2- 1
3- 7		0- 0	0- 0		NON-CONFERENCE		0- 1		0- 4		3- 2
0- 0		0- 0	0- 0		HOME		0- 0		0- 0		0- 0
1- 4		0- 0	0- 0		AWAY		0- 1		0- 2		1- 1
2- 3		0- 0	0- 0		NEUTRAL		0- 0		0- 2		2- 1
10- 8		0- 0	0- 0		CONFERENCE		0- 0		0- 2		10- 6
6- 3		0- 0	0- 0		HOME		0- 0		0- 1		6- 2
4- 5		0- 0	0- 0		AWAY		0- 0		0- 1		4- 4
0- 0		0- 0	0- 0		NEUTRAL		0- 0		0- 0		0- 0
RPI S	Opponent	Score	RPI S	Opponent	Score	RPI S	Opponent	Score	RPI S	Opponent	Score
						93 A Army		0 3	112 N Cal St. Northridge		0 3
									125 A Pittsburgh		0 3
									134 A Duquesne		0 3
									142 N Fresno St.		0 3
									147 A Niagara		0 3
									147 H Niagara		2 3
									156 A Sacramento St.		0 3
									161 N Dartmouth		1 3
									165 A Fairfield		0 3
									165 H Fairfield		2 3
									241 N NJIT		3 0
									243 A Siena		0 3
									243 H Siena		2 3
									246 A Manhattan		2 3
									246 H Manhattan		3 1
									259 A Canisius		0 3
									259 H Canisius		3 0
									269 A Iona		3 0
									269 H Iona		3 0
									270 A Hartford		3 2
									292 A Loyola Maryland		3 2
									292 H Loyola Maryland		3 1
									296 N Saint Francis (PA)		3 1
									320 A Rider		3 1
									320 H Rider		3 1
									325 A Saint Peter's		3 0
									325 H Saint Peter's		3 0
LAST 10 GAMES											
			325 H Saint Peter's		3 0	243 H Siena		2 3			
			246 H Manhattan		3 1	320 H Rider		3 1			
			147 A Niagara		0 3	292 H Loyola Maryland		3 1			
			259 A Canisius		0 3	269 A Iona		3 0			
			165 A Fairfield		0 3	246 A Manhattan		2 3			

Non-Div. I Games:

Marist

Average RPI Win:	260	WON-LOST RECORD	WINNING PCT. RANK	LAST 10 GAMES	STRENGTH OF SCHEDULE	OPP. STRENGTH OF SCHEDULE	TEAM RPI	ADJ RPI	CONF. RPI	ADJ CONF. RPI	
DIV. I ONLY	13- 15	.46429	180	2- 8	277	223	235	.4225	233	24	24
DIV. I NON-CONF.	6- 5	.54545	150	0- 1	287	187	212	.45143	209	22	22
<hr/>											
TOTALS	RPI 1-25	RPI 26-50		W-L RECORDS		RPI 51-100		RPI 101-150		RPI 150+	
13- 15	0- 1	0- 3		OVERALL		0- 1		0- 2		13- 8	
9- 4	0- 0	0- 1		HOME		0- 1		0- 1		9- 1	
3- 9	0- 1	0- 1		AWAY		0- 0		0- 1		3- 6	
1- 2	0- 0	0- 1		NEUTRAL		0- 0		0- 0		1- 1	
6- 5	0- 1	0- 1		NON-CONFERENCE		0- 1		0- 0		6- 2	
4- 1	0- 0	0- 0		HOME		0- 1		0- 0		4- 0	
1- 3	0- 1	0- 0		AWAY		0- 0		0- 0		1- 2	
1- 1	0- 0	0- 1		NEUTRAL		0- 0		0- 0		1- 0	
7- 10	0- 0	0- 2		CONFERENCE		0- 0		0- 2		7- 6	
5- 3	0- 0	0- 1		HOME		0- 0		0- 1		5- 1	
2- 6	0- 0	0- 1		AWAY		0- 0		0- 1		2- 4	
0- 1	0- 0	0- 0		NEUTRAL		0- 0		0- 0		0- 1	
RPI S	Opponent	Score	RPI S	Opponent	Score	RPI S	Opponent	Score	RPI S	Opponent	Score
17 A	Northern Ill.	0 3	43 N	Arizona	0 3	91 H	Northwestern	0 3	111 A	Cleveland St.	2 3
			50 A	Milwaukee	0 3				111 H	Cleveland St.	0 3
			50 H	Milwaukee	1 3				166 A	Valparaiso	0 3
									166 H	Valparaiso	0 3
									166 N	Valparaiso	0 3
									178 A	Butler	0 3
									178 H	Butler	3 2
									181 A	Evansville	2 3
									218 A	Bradley	3 0
									223 A	Green Bay	3 2
									223 H	Green Bay	3 0
									253 H	DePaul	3 1
									254 A	Wright St.	0 3
									254 H	Wright St.	3 0
									257 H	Western Ill.	3 1
									262 N	Southeast Mo. St.	3 2
									274 A	Eastern Ill.	1 3
									299 A	Loyola Chicago	3 1
									299 H	Loyola Chicago	3 0
									300 A	Youngstown St.	2 3
									300 H	Youngstown St.	3 0
									301 H	Montana St.	3 1
									317 H	Chicago St.	3 0
<hr/>											
			LAST 10 GAMES								
			166 N	Valparaiso	0 3	254 A	Wright St.	0 3			
			50 H	Milwaukee	1 3	299 H	Loyola Chicago	3 0			
			300 A	Youngstown St.	2 3	223 H	Green Bay	3 0			
			111 A	Cleveland St.	2 3	274 A	Eastern Ill.	1 3			
			178 A	Butler	0 3	166 H	Valparaiso	0 3			

Non-Div. I Games: Neb. Omaha 3 1

Ill.-Chicago

Average RPI Win: 281		WON-LOST	WINNING	LAST 10	STRENGTH OF		OPP. STRENGTH	TEAM	ADJ	CONF.	ADJ CONF.
Average RPI Loss: 167		RECORD	PCT. RANK	GAMES	SCHEDULE		OF SCHEDULE	RPI	RPI	RPI	RPI
DIV. I ONLY		18- 14	.5625	135	293		293	229	.42244	234	20
DIV. I NON-CONF.		13- 3	.8125	37	262		327	139	.51082	139	18
TOTALS		RPI 1-25	RPI 26-50		W-L RECORDS		RPI 51-100		RPI 101-150		RPI 150+
18- 14	0- 0	0- 0		OVERALL		0- 3		0- 2		18- 9	
10- 6	0- 0	0- 0		HOME		0- 1		0- 2		10- 3	
5- 7	0- 0	0- 0		AWAY		0- 2		0- 0		5- 5	
3- 1	0- 0	0- 0		NEUTRAL		0- 0		0- 0		3- 1	
13- 3	0- 0	0- 0		NON-CONFERENCE		0- 1		0- 1		13- 1	
7- 1	0- 0	0- 0		HOME		0- 0		0- 1		7- 0	
3- 1	0- 0	0- 0		AWAY		0- 1		0- 0		3- 0	
3- 1	0- 0	0- 0		NEUTRAL		0- 0		0- 0		3- 1	
5- 11	0- 0	0- 0		CONFERENCE		0- 2		0- 1		5- 8	
3- 5	0- 0	0- 0		HOME		0- 1		0- 1		3- 3	
2- 6	0- 0	0- 0		AWAY		0- 1		0- 0		2- 5	
0- 0	0- 0	0- 0		NEUTRAL		0- 0		0- 0		0- 0	
RPI S	Opponent	Score	RPI S	Opponent	Score	RPI S	Opponent	Score	RPI S	Opponent	Score
						62 A	New Mexico St.	0 3	105 H	UTEP	0 3
						70 H	Texas St.	1 3	131 H	Sam Houston St.	1 3
						76 A	UTSA	0 3	159 A	Stephen F. Austin	0 3
									179 N	Portland St.	0 3
									187 A	Central Ark.	0 3
									187 H	Central Ark.	0 3
									200 H	Texas-Arlington	3 2
									211 H	South Ala.	3 1
									215 A	Jackson St.	3 2
									215 H	Jackson St.	3 2
									217 A	A&M-Corpus Christi	2 3
									238 A	Lamar	0 3
									238 H	Lamar	0 3
									242 A	Northwestern St.	0 3
									242 H	Northwestern St.	1 3
									256 H	La.-Monroe	3 2
									265 A	McNeese St.	3 2
									265 H	McNeese St.	3 0
									284 H	Alabama A&M	3 0
									310 H	Alabama St.	3 0
									311 A	Southeastern La.	3 1
									311 H	Southeastern La.	3 2
									314 A	Grambling	3 0
									314 H	Grambling	3 0
									315 H	Southern U.	3 0
									315 N	Southern U.	3 0
									316 N	Mississippi Val.	3 0
			LAST 10 GAMES								
			242 A	Northwestern St.	0 3	265 H	McNeese St.	3 0			
			187 A	Central Ark.	0 3	159 A	Stephen F. Austin	0 3			
			200 H	Texas-Arlington	3 2	311 H	Southeastern La.	3 2			
			70 H	Texas St.	1 3	76 A	UTSA	0 3			
			238 H	Lamar	0 3	217 A	A&M-Corpus Christi	2 3			

Non-Div. I Games:

Nicholls St.





Average RPI Win:		242	WON-LOST RECORD		WINNING PCT. RANK		LAST 10 GAMES		STRENGTH OF SCHEDULE		OPP. STRENGTH OF SCHEDULE		TEAM RPI		ADJ RPI		CONF. RPI		ADJ CONF. RPI		
DIV. I ONLY		10- 20	.33333		252	5- 5		128		247		223		.42049		236	25		25		
DIV. I NON-CONF.		2- 15	.11765		303	1- 0		100		185		261		.39473		269	26		26		
TOTALS		RPI 1-25		RPI 26-50		W-L RECORDS		RPI 51-100		RPI 101-150		RPI 150+									
10- 20		0- 1		0- 1		OVERALL		1- 4		0- 3		9- 11									
4- 6		0- 0		0- 0		HOME		1- 0		0- 0		3- 6									
6- 7		0- 0		0- 0		AWAY		0- 3		0- 1		6- 3									
0- 7		0- 1		0- 1		NEUTRAL		0- 1		0- 2		0- 2									
2- 15		0- 1		0- 1		NON-CONFERENCE		0- 3		0- 3		2- 7									
0- 4		0- 0		0- 0		HOME		0- 0		0- 0		0- 4									
2- 5		0- 0		0- 0		AWAY		0- 2		0- 1		2- 2									
0- 6		0- 1		0- 1		NEUTRAL		0- 1		0- 2		0- 1									
8- 5		0- 0		0- 0		CONFERENCE		1- 1		0- 0		7- 4									
4- 2		0- 0		0- 0		HOME		1- 0		0- 0		3- 2									
4- 2		0- 0		0- 0		AWAY		0- 1		0- 0		4- 1									
0- 1		0- 0		0- 0		NEUTRAL		0- 0		0- 0		0- 1									
RPI	S	Opponent		Score		RPI	S	Opponent		Score		RPI	S	Opponent		Score					
11	N	Penn St.		0	3	49	N	Ohio St.		0	3	74	A	Northeastern		0	3				
												83	A	Albany (NY)		2	3				
												83	H	Albany (NY)		3	0				
												90	A	Yale		0	3				
												93	N	Army		2	3				
												122	N	Towson		1	3				
												125	A	Pittsburgh		1	3				
												141	N	Miami (OH)		1	3				
												165	H	Fairfield		1	3				
												166	N	Valparaiso		0	3				
												180	A	West Virginia		0	3				
												185	H	Connecticut		0	3				
												190	A	Harvard		2	3				
												204	H	Indiana St.		0	3				
												207	A	UMBC		0	3				
												207	H	UMBC		3	1				
												224	A	Stony Brook		3	2				
												224	H	Stony Brook		3	2				
												224	N	Stony Brook		1	3				
												250	A	Binghamton		3	0				
												250	H	Binghamton		1	3				
												260	H	Bryant		1	3				
												270	A	Hartford		3	2				
												270	H	Hartford		3	2				
												278	A	Holy Cross		3	1				
												304	A	Quinnipiac		3	0				
												306	A	Providence		3	1				
												306	H	Providence		2	3				
LAST 10 GAMES																					
224 N Stony Brook						1	3	306 H Providence						2	3						
250 A Binghamton						3	0	278 A Holy Cross						3	1						
83 A Albany (NY)						2	3	270 H Hartford						3	2						
224 A Stony Brook						3	2	83 H Albany (NY)						3	0						
207 A UMBC						0	3	250 H Binghamton						1	3						

Non-Div. I Games:

New Hampshire

Average RPI Win: 261		WON-LOST	WINNING	LAST 10	STRENGTH OF		OPP. STRENGTH	TEAM	ADJ	CONF.	ADJ CONF.
Average RPI Loss: 169		RECORD	PCT. RANK	GAMES	SCHEDULE		OF SCHEDULE	RPI	RPI	RPI	RPI
DIV. I ONLY		13- 17	.43333	198	6- 4		223	259	227	.41907	237
DIV. I NON-CONF.		6- 10	.375	230	2- 0		162	219	208	.44043	221
TOTALS		RPI 1-25	RPI 26-50		W-L RECORDS		RPI 51-100		RPI 101-150		RPI 150+
13- 17	0- 0	0- 1		OVERALL		0- 3		0- 5		13- 8	
6- 6	0- 0	0- 0		HOME		0- 2		0- 2		6- 2	
5- 7	0- 0	0- 1		AWAY		0- 0		0- 2		5- 4	
2- 4	0- 0	0- 0		NEUTRAL		0- 1		0- 1		2- 2	
6- 10	0- 0	0- 1		NON-CONFERENCE		0- 3		0- 2		6- 4	
2- 3	0- 0	0- 0		HOME		0- 2		0- 0		2- 1	
2- 3	0- 0	0- 1		AWAY		0- 0		0- 1		2- 1	
2- 4	0- 0	0- 0		NEUTRAL		0- 1		0- 1		2- 2	
7- 7	0- 0	0- 0		CONFERENCE		0- 0		0- 3		7- 4	
4- 3	0- 0	0- 0		HOME		0- 0		0- 2		4- 1	
3- 4	0- 0	0- 0		AWAY		0- 0		0- 1		3- 3	
0- 0	0- 0	0- 0		NEUTRAL		0- 0		0- 0		0- 0	
RPI S	Opponent	Score	RPI S	Opponent	Score	RPI S	Opponent	Score	RPI S	Opponent	Score
			43 A	Arizona	0 3	57 N	Ohio	1 3	133 A	Ga. Southern	1 3
						65 H	Furman	0 3	144 H	Liberty	0 3
						71 H	Col. of Charleston	1 3	146 N	Cal St. Fullerton	0 3
									148 A	Winthrop	0 3
									148 H	Winthrop	0 3
									193 N	Georgia St.	3 0
									197 H	East Tenn. St.	3 2
									201 N	Eastern Wash.	1 3
									205 A	UNC Asheville	1 3
									205 H	UNC Asheville	3 1
									216 A	North Florida	0 3
									228 H	Radford	0 3
									231 H	UNC Wilmington	3 2
									239 H	William & Mary	2 3
									244 A	Jacksonville	3 2
									251 A	Campbell	2 3
									277 A	Coastal Caro.	3 0
									277 H	Coastal Caro.	3 1
									285 A	S.C. Upstate	3 1
									288 N	South Carolina St.	2 3
									288 N	South Carolina St.	3 1
									291 A	High Point	2 3
									293 A	Gardner-Webb	3 1
									293 H	Gardner-Webb	3 0
									305 A	Charleston So.	3 1
									305 H	Charleston So.	3 0
LAST 10 GAMES			148 A	Winthrop	0 3	285 A	S.C. Upstate	3 1	293 A	Gardner-Webb	3 1
			205 H	UNC Asheville	3 1	144 H	Liberty	0 3	293 H	Gardner-Webb	3 0
			293 H	Gardner-Webb	3 0	228 H	Radford	0 3	305 A	Charleston So.	3 1
			277 A	Coastal Caro.	3 0	197 H	East Tenn. St.	3 2	305 H	Charleston So.	3 0
			305 A	Charleston So.	3 1	251 A	Campbell	2 3			

Non-Div. I Games:

Presbyterian



Average RPI Win: 239		WON-LOST RECORD	WINNING PCT. RANK		LAST 10 GAMES	STRENGTH OF SCHEDULE		OPP. STRENGTH OF SCHEDULE		TEAM RPI	ADJ RPI		CONF. RPI	ADJ CONF. RPI	
Average RPI Loss: 139															
DIV. I ONLY		11- 21	.34375	251	4- 6	200		190		242	.41791	238	20	20	
DIV. I NON-CONF.		2- 13	.13333	300	0- 0	134		111		264	.40635	257	18	18	
TOTALS		RPI 1-25	RPI 26-50		W-L RECORDS		RPI 51-100		RPI 101-150		RPI 150+				
11- 21	0- 1	0- 1		OVERALL		0- 4		0- 7		11- 8					
7- 8	0- 1	0- 1		HOME		0- 0		0- 4		7- 2					
4- 9	0- 0	0- 0		AWAY		0- 3		0- 1		4- 5					
0- 4	0- 0	0- 0		NEUTRAL		0- 1		0- 2		0- 1					
2- 13	0- 1	0- 1		NON-CONFERENCE		0- 2		0- 6		2- 3					
1- 6	0- 1	0- 1		HOME		0- 0		0- 3		1- 1					
1- 3	0- 0	0- 0		AWAY		0- 1		0- 1		1- 1					
0- 4	0- 0	0- 0		NEUTRAL		0- 1		0- 2		0- 1					
9- 8	0- 0	0- 0		CONFERENCE		0- 2		0- 1		9- 5					
6- 2	0- 0	0- 0		HOME		0- 0		0- 1		6- 1					
3- 6	0- 0	0- 0		AWAY		0- 2		0- 0		3- 4					
0- 0	0- 0	0- 0		NEUTRAL		0- 0		0- 0		0- 0					
RPI S	Opponent	Score		RPI S	Opponent	Score		RPI S	Opponent	Score		RPI S	Opponent	Score	
17 H	Northern Ill.	0 3		45 H	Baylor	0 3		58 N	TCU	0 3		105 H	UTEP	0 3	
								67 A	Houston	0 3		107 H	Houston Baptist	0 3	
								70 A	Texas St.	1 3		113 A	SMU	0 3	
								76 A	UTSA	0 3		120 N	Belmont	0 3	
												128 H	Mississippi St.	0 3	
												131 H	Sam Houston St.	1 3	
												139 N	Alabama	0 3	
												159 H	Stephen F. Austin	3 1	
												162 H	North Texas	1 3	
												187 A	Central Ark.	1 3	
												187 A	Central Ark.	1 3	
												187 H	Central Ark.	3 1	
												200 A	Texas-Arlington	0 3	
												211 N	South Ala.	0 3	
												217 H	A&M-Corpus Christi	3 1	
												221 A	Tulane	3 1	
												226 A	La.-Lafayette	1 3	
												234 A	Nicholls St.	3 0	
												234 H	Nicholls St.	3 0	
												242 A	Northwestern St.	3 1	
												242 H	Northwestern St.	3 1	
												265 A	McNeese St.	3 1	
												265 H	McNeese St.	2 3	
												311 A	Southeastern La.	1 3	
												311 H	Southeastern La.	3 1	
												322 H	Texas Southern	3 0	
LAST 10 GAMES															
				187 A	Central Ark.	1 3		234 A	Nicholls St.	3 0		265 A	McNeese St.	3 1	
				159 H	Stephen F. Austin	3 1		311 A	Southeastern La.	1 3		311 A	Southeastern La.	1 3	
				131 H	Sam Houston St.	1 3		76 A	UTSA	0 3		311 H	Southeastern La.	3 1	
				187 H	Central Ark.	3 1		265 H	McNeese St.	2 3		322 H	Texas Southern	3 0	
				242 H	Northwestern St.	3 1		187 A	Central Ark.	1 3					

Non-Div. I Games:

Lamar

Average RPI Win: 203		WON-LOST	WINNING	LAST 10	STRENGTH OF		OPP. STRENGTH	TEAM	ADJ	CONF.	ADJ CONF.
Average RPI Loss: 152		RECORD	PCT. RANK	GAMES	SCHEDULE		OF SCHEDULE	RPI	RPI	RPI	RPI
DIV. I ONLY		8- 18	.30769	266	2- 8		181	168	245	.41636	239
DIV. I NON-CONF.		6- 6	.5	164	1- 0		168	193	169	.48293	173
TOTALS		RPI 1-25	RPI 26-50		W-L RECORDS		RPI 51-100		RPI 101-150		RPI 150+
8- 18	0- 0	0- 0		OVERALL		1- 4		0- 6		7- 8	
2- 6	0- 0	0- 0		HOME		1- 1		0- 3		1- 2	
4- 7	0- 0	0- 0		AWAY		0- 2		0- 2		4- 3	
2- 5	0- 0	0- 0		NEUTRAL		0- 1		0- 1		2- 3	
6- 6	0- 0	0- 0		NON-CONFERENCE		1- 2		0- 1		5- 3	
1- 0	0- 0	0- 0		HOME		1- 0		0- 0		0- 0	
3- 1	0- 0	0- 0		AWAY		0- 1		0- 0		3- 0	
2- 5	0- 0	0- 0		NEUTRAL		0- 1		0- 1		2- 3	
2- 12	0- 0	0- 0		CONFERENCE		0- 2		0- 5		2- 5	
1- 6	0- 0	0- 0		HOME		0- 1		0- 3		1- 2	
1- 6	0- 0	0- 0		AWAY		0- 1		0- 2		1- 3	
0- 0	0- 0	0- 0		NEUTRAL		0- 0		0- 0		0- 0	
RPI S	Opponent	Score	RPI S	Opponent	Score	RPI S	Opponent	Score	RPI S	Opponent	Score
						73 H	Delaware	0 3	103 A	James Madison	0 3
						74 A	Northeastern	0 3	103 H	James Madison	0 3
						97 A	Appalachian St.	2 3	122 H	Towson	0 3
						98 H	Villanova	3 2	130 N	IUPUI	2 3
						99 N	San Diego St.	0 3	142 A	VCU	0 3
									142 H	VCU	0 3
									176 N	Kennesaw St.	1 3
									182 A	Hofstra	0 3
									193 A	Georgia St.	3 0
									193 H	Georgia St.	2 3
									206 N	Rhode Island	1 3
									207 N	UMBC	0 3
									210 A	Penn	3 1
									214 A	Kent St.	3 1
									220 A	George Mason	1 3
									220 H	George Mason	3 1
									225 N	Robert Morris	3 0
									227 N	Southern Ill.	3 2
									231 A	UNC Wilmington	2 3
									231 H	UNC Wilmington	1 3
									237 A	Presbyterian	3 2
LAST 10 GAMES											
						142 A	VCU	0 3	103 H	James Madison	0 3
						231 H	UNC Wilmington	1 3	220 H	George Mason	3 1
						193 H	Georgia St.	2 3	122 H	Towson	0 3
						182 A	Hofstra	0 3	73 H	Delaware	0 3
						74 A	Northeastern	0 3	98 H	Villanova	3 2

Non-Div. I Games:

William &amp; Mary

Average RPI Win: 263		WON-LOST RECORD		WINNING PCT. RANK		LAST 10 GAMES		STRENGTH OF SCHEDULE		OPP. STRENGTH OF SCHEDULE		TEAM RPI		ADJ RPI		CONF. RPI		ADJ CONF. RPI	
DIV. I ONLY		15- 17		.46875 177		5- 5		281		227		239		.41616 240		18		18	
DIV. I NON-CONF.		8- 8		.5 164		0- 0		322		271		276		.38414 275		20		21	
TOTALS		RPI 1-25		RPI 26-50		W-L RECORDS		RPI 51-100		RPI 101-150		RPI 150+							
15- 17		0- 0		0- 0		OVERALL		0- 7		1- 1		14- 9							
8- 8		0- 0		0- 0		HOME		0- 3		1- 0		7- 5							
4- 7		0- 0		0- 0		AWAY		0- 4		0- 0		4- 3							
3- 2		0- 0		0- 0		NEUTRAL		0- 0		0- 1		3- 1							
8- 8		0- 0		0- 0		NON-CONFERENCE		0- 1		0- 1		8- 6							
4- 4		0- 0		0- 0		HOME		0- 0		0- 0		4- 4							
1- 2		0- 0		0- 0		AWAY		0- 1		0- 0		1- 1							
3- 2		0- 0		0- 0		NEUTRAL		0- 0		0- 1		3- 1							
7- 9		0- 0		0- 0		CONFERENCE		0- 6		1- 0		6- 3							
4- 4		0- 0		0- 0		HOME		0- 3		1- 0		3- 1							
3- 5		0- 0		0- 0		AWAY		0- 3		0- 0		3- 2							
0- 0		0- 0		0- 0		NEUTRAL		0- 0		0- 0		0- 0							
RPI S	Opponent	Score		RPI S	Opponent	Score		RPI S	Opponent	Score		RPI S	Opponent	Score					
								64 A	Samford	0	3	125 N	Pittsburgh	0	3				
								64 H	Samford	2	3	133 H	Ga. Southern	3	2				
								65 A	Furman	0	3	153 H	Memphis	0	3				
								71 H	Col. of Charleston	0	3	155 N	South Fla.	0	3				
								84 A	UCF	0	3	177 A	Elon	2	3				
								97 A	Appalachian St.	1	3	177 H	Elon	3	2				
								97 H	Appalachian St.	1	3	181 H	Evansville	0	3				
												196 H	Davidson	3	0				
												197 H	East Tenn. St.	1	3				
												220 A	George Mason	1	3				
												222 A	Western Caro.	3	1				
												222 H	Western Caro.	0	3				
												228 H	Radford	3	0				
												272 A	Wofford	3	1				
												277 H	Coastal Caro.	1	3				
												279 A	Chattanooga	2	3				
												279 H	Chattanooga	3	0				
												282 A	Citadel	3	0				
												290 N	Fla. Atlantic	3	2				
												291 N	High Point	3	1				
												307 H	Howard	3	1				
												309 N	Navy	3	1				
												318 H	N.C. Central	3	0				
												324 A	N.C. A&T	3	0				
												324 H	N.C. A&T	3	0				
LAST 10 GAMES																			
								71 H	Col. of Charleston	0	3	97 A	Appalachian St.	1	3				
								177 A	Elon	2	3	272 A	Wofford	3	1				
								64 H	Samford	2	3	65 A	Furman	0	3				
								279 H	Chattanooga	3	0	133 H	Ga. Southern	3	2				
								222 A	Western Caro.	3	1	196 H	Davidson	3	0				

Non-Div. I Games:

UNC Greensboro

Average RPI Win: Average RPI Loss:	271 138	WON-LOST RECORD	WINNING PCT. RANK	LAST 10 GAMES		STRENGTH OF SCHEDULE	OPP. STRENGTH OF SCHEDULE	TEAM RPI	ADJ RPI	CONF. RPI	ADJ CONF. RPI
DIV. I ONLY		11- 18	.37931    230	5- 5		226	265	252	.41584    241	21	21
DIV. I NON-CONF.		7- 10	.41176    219	2- 0		202	268	228	.42739    240	23	24
TOTALS	RPI 1-25		RPI 26-50		W-L RECORDS		RPI 51-100		RPI 101-150		RPI 150+
11- 18	0- 0		0- 0		OVERALL		0- 6		0- 5		11- 7
5- 5	0- 0		0- 0		HOME		0- 1		0- 2		5- 2
4- 6	0- 0		0- 0		AWAY		0- 3		0- 2		4- 1
2- 7	0- 0		0- 0		NEUTRAL		0- 2		0- 1		2- 4
7- 10	0- 0		0- 0		NON-CONFERENCE		0- 4		0- 0		7- 6
4- 1	0- 0		0- 0		HOME		0- 0		0- 0		4- 1
2- 3	0- 0		0- 0		AWAY		0- 2		0- 0		2- 1
1- 6	0- 0		0- 0		NEUTRAL		0- 2		0- 0		1- 4
4- 8	0- 0		0- 0		CONFERENCE		0- 2		0- 5		4- 1
1- 4	0- 0		0- 0		HOME		0- 1		0- 2		1- 1
2- 3	0- 0		0- 0		AWAY		0- 1		0- 2		2- 0
1- 1	0- 0		0- 0		NEUTRAL		0- 0		0- 1		1- 0
RPI   S   Opponent	Score		RPI   S   Opponent	Score		RPI   S   Opponent	Score		RPI   S   Opponent	Score	
						52 A North Dakota	0   3		102 A Utah Valley	0   3	
						52 H North Dakota	1   3		102 H Utah Valley	2   3	
						58 N TCU	0   3		102 N Utah Valley	0   3	
						63 N Arkansas	0   3		107 A Houston Baptist	0   3	
						93 A Army	1   3		107 H Houston Baptist	1   3	
						95 A Seton Hall	0   3		157 N Princeton	1   3	
									161 N Dartmouth	3   2	
									165 N Fairfield	1   3	
									182 H Hofstra	3   2	
									183 H Lehigh	3   2	
									198 N Boston College	0   3	
									232 N Marist	0   3	
									235 A Rutgers	1   3	
									247 H Fairleigh Dickinson	2   3	
									280 A Tex.-Pan American	3   2	
									280 H Tex.-Pan American	3   0	
									303 H Lafayette	3   0	
									308 H La Salle	3   0	
									317 A Chicago St.	3   2	
									317 H Chicago St.	2   3	
									317 N Chicago St.	3   1	
					LAST 10 GAMES				323 A St. Francis (NY)	3   0	
					102 N Utah Valley	0   3	325 A Saint Peter's	3   0	325 A Saint Peter's	3   0	
					317 N Chicago St.	3   1	303 H Lafayette	3   0			
					317 H Chicago St.	2   3	52 H North Dakota	1   3			
					107 A Houston Baptist	0   3	102 H Utah Valley	2   3			
					280 A Tex.-Pan American	3   2	317 A Chicago St.	3   2			

**Non-Div. I Games:**

NJIT

Average RPI Win:	258	WON-LOST RECORD	WINNING PCT. RANK	LAST 10 GAMES	STRENGTH OF SCHEDULE	OPP. STRENGTH OF SCHEDULE	TEAM RPI	ADJ RPI	CONF. RPI	ADJ CONF. RPI	
DIV. I ONLY	10- 20	.33333	252	4- 6	192	235	249	.41257	242	20	20
DIV. I NON-CONF.	4- 8	.33333	244	1- 0	160	242	227	.4461	212	18	18
<hr/>											
TOTALS	RPI 1-25	RPI 26-50		W-L RECORDS	RPI 51-100		RPI 101-150		RPI 150+		
10- 20	0- 0	0- 0		OVERALL	0- 6		0- 5		10- 9		
4- 6	0- 0	0- 0		HOME	0- 2		0- 1		4- 3		
4- 8	0- 0	0- 0		AWAY	0- 1		0- 2		4- 5		
2- 6	0- 0	0- 0		NEUTRAL	0- 3		0- 2		2- 1		
4- 8	0- 0	0- 0		NON-CONFERENCE	0- 2		0- 4		4- 2		
1- 1	0- 0	0- 0		HOME	0- 0		0- 1		1- 0		
1- 2	0- 0	0- 0		AWAY	0- 0		0- 1		1- 1		
2- 5	0- 0	0- 0		NEUTRAL	0- 2		0- 2		2- 1		
6- 12	0- 0	0- 0		CONFERENCE	0- 4		0- 1		6- 7		
3- 5	0- 0	0- 0		HOME	0- 2		0- 0		3- 3		
3- 6	0- 0	0- 0		AWAY	0- 1		0- 1		3- 4		
0- 1	0- 0	0- 0		NEUTRAL	0- 1		0- 0		0- 0		
RPI	S	Opponent	Score	RPI	S	Opponent	Score	RPI	S	Opponent	Score
						62 N New Mexico St.	1 3			101 A Texas Tech	0 3
						70 A Texas St.	0 3			107 N Houston Baptist	1 3
						70 H Texas St.	1 3			109 H Arkansas St.	0 3
						70 N Texas St.	1 3			131 A Sam Houston St.	1 3
						76 H UTSA	0 3			140 N UNLV	2 3
						86 N Morehead St.	0 3			154 A Southern Miss.	1 3
										159 A Stephen F. Austin	0 3
										187 A Central Ark.	3 1
										187 H Central Ark.	2 3
										200 A Texas-Arlington	2 3
										215 N Jackson St.	3 1
										217 H A&M-Corpus Christi	2 3
										226 N La.-Lafayette	3 1
										234 A Nicholls St.	3 1
										234 H Nicholls St.	3 0
										238 A Lamar	1 3
										238 H Lamar	1 3
										265 A McNeese St.	1 3
										265 H McNeese St.	3 1
										268 A Louisiana Tech	3 0
										279 N Chattanooga	1 3
										311 A Southeastern La.	3 1
										311 H Southeastern La.	3 1
										326 H Alcorn St.	3 0
				LAST 10 GAMES							
				70 N Texas St.	1 3	217 H A&M-Corpus Christi	2 3				
				234 H Nicholls St.	3 0	76 H UTSA	0 3				
				311 H Southeastern La.	3 1	200 A Texas-Arlington	2 3				
				265 A McNeese St.	1 3	268 A Louisiana Tech	3 0				
				238 A Lamar	1 3	265 H McNeese St.	3 1				

Non-Div. I Games:

Northwestern St.

[illegible]

**Non-Div. I Games:**

Siena

Average RPI Win:		270	WON-LOST RECORD		WINNING PCT. RANK		LAST 10 GAMES		STRENGTH OF SCHEDULE		OPP. STRENGTH OF SCHEDULE		TEAM RPI		ADJ RPI		CONF. RPI		ADJ CONF. RPI	
DIV. I ONLY			14- 17		.45161	186	4- 6		272		272		244		.41145	244	23		23	
DIV. I NON-CONF.			9- 9		.5	164	2- 1		266		294		229		.42981	237	24		23	
TOTALS		RPI 1-25		RPI 26-50		W-L RECORDS		RPI 51-100		RPI 101-150		RPI 150+								
14- 17		0- 1		0- 0		OVERALL		1- 2		0- 3		13- 11								
5- 8		0- 0		0- 0		HOME		0- 1		0- 1		5- 6								
6- 5		0- 1		0- 0		AWAY		0- 0		0- 1		6- 3								
3- 4		0- 0		0- 0		NEUTRAL		1- 1		0- 1		2- 2								
9- 9		0- 1		0- 0		NON-CONFERENCE		1- 1		0- 2		8- 5								
3- 3		0- 0		0- 0		HOME		0- 0		0- 0		3- 3								
3- 2		0- 1		0- 0		AWAY		0- 0		0- 1		3- 0								
3- 4		0- 0		0- 0		NEUTRAL		1- 1		0- 1		2- 2								
5- 8		0- 0		0- 0		CONFERENCE		0- 1		0- 1		5- 6								
2- 5		0- 0		0- 0		HOME		0- 1		0- 1		2- 3								
3- 3		0- 0		0- 0		AWAY		0- 0		0- 0		3- 3								
0- 0		0- 0		0- 0		NEUTRAL		0- 0		0- 0		0- 0								
RPI	S	Opponent		Score		RPI	S	Opponent		Score		RPI	S	Opponent		Score				
20	A	Florida		0 3								105	N	UTEP		2 3				
												85	H	Lipscomb		1 3				
												92	N	FIU		0 3				
												133	A	Ga. Southern		0 3				
												152	A	Fla. Gulf Coast		2 3				
												152	H	Fla. Gulf Coast		2 3				
												159	N	Stephen F. Austin		1 3				
												164	H	Troy		0 3				
												168	N	South Dakota St.		1 3				
												176	H	Kennesaw St.		1 3				
												197	A	East Tenn. St.		3 1				
												216	A	North Florida		2 3				
												216	H	North Florida		2 3				
												237	H	Presbyterian		2 3				
												249	A	Florida A&M		3 1				
												249	H	Florida A&M		2 3				
												264	A	Mercer		3 0				
												264	H	Mercer		3 2				
												285	A	S.C. Upstate		2 3				
												288	H	South Carolina St.		3 1				
												290	N	Fla. Atlantic		3 0				
												294	A	Stetson		3 2				
												294	H	Stetson		3 0				
												301	N	Montana St.		3 2				
												313	A	Bethune-Cookman		3 2				
												313	H	Bethune-Cookman		3 1				
												327	A	Savannah St.		3 0				
												327	H	Savannah St.		3 0				
LAST 10 GAMES				LAST 10 GAMES				LAST 10 GAMES				LAST 10 GAMES								
152	H	Fla. Gulf Coast		2 3		249	H	Florida A&M		2 3		301	N	Montana St.		3 2				
294	H	Stetson		3 0		313	H	Bethune-Cookman		3 1		313	A	Bethune-Cookman		3 2				
327	A	Savannah St.		3 0		216	A	North Florida		2 3		313	H	Bethune-Cookman		3 1				
216	H	North Florida		2 3		120	H	Belmont		1 3		327	A	Savannah St.		3 0				
264	A	Mercer		3 0		85	H	Lipscomb		0 3		327	H	Savannah St.		3 0				

Non-Div. I Games:

Jacksonville

Average RPI Win: 263		WON-LOST	WINNING	LAST 10	STRENGTH OF		OPP. STRENGTH	TEAM	ADJ	CONF.	ADJ CONF.
Average RPI Loss: 135		RECORD	PCT. RANK	GAMES	SCHEDULE		OF SCHEDULE	RPI	RPI	RPI	RPI
DIV. I ONLY		8- 20	.28571	274	2- 8		203	198	260	.41071	245
DIV. I NON-CONF.		3- 9	.25	272	0- 0		151	217	250	.4263	241
TOTALS		RPI 1-25	RPI 26-50		W-L RECORDS		RPI 51-100		RPI 101-150		RPI 150+
8- 20	0- 0	0- 1		OVERALL		0- 6		1- 6		7- 7	
5- 6	0- 0	0- 0		HOME		0- 2		1- 2		4- 2	
1- 10	0- 0	0- 1		AWAY		0- 3		0- 2		1- 4	
2- 4	0- 0	0- 0		NEUTRAL		0- 1		0- 2		2- 1	
3- 9	0- 0	0- 0		NON-CONFERENCE		0- 2		0- 4		3- 3	
2- 1	0- 0	0- 0		HOME		0- 0		0- 1		2- 0	
0- 4	0- 0	0- 0		AWAY		0- 1		0- 1		0- 2	
1- 4	0- 0	0- 0		NEUTRAL		0- 1		0- 2		1- 1	
5- 11	0- 0	0- 1		CONFERENCE		0- 4		1- 2		4- 4	
3- 5	0- 0	0- 0		HOME		0- 2		1- 1		2- 2	
1- 6	0- 0	0- 1		AWAY		0- 2		0- 1		1- 2	
1- 0	0- 0	0- 0		NEUTRAL		0- 0		0- 0		1- 0	
RPI S	Opponent	Score	RPI S	Opponent	Score	RPI S	Opponent	Score	RPI S	Opponent	Score
			37 A	Dayton	0 3	73 A	Delaware	0 3	106 N	Syracuse	1 3
						79 A	Xavier	0 3	115 H	South Carolina	0 3
						79 H	Xavier	0 3	116 N	New Mexico	1 3
						80 A	Saint Louis	0 3	118 H	George Washington	0 3
						80 H	Saint Louis	0 3	125 A	Pittsburgh	0 3
						98 N	Villanova	0 3	134 A	Duquesne	0 3
									134 H	Duquesne	3 2
									151 A	Long Island	1 3
									158 H	Charlotte	1 3
									183 N	Lehigh	1 3
									206 A	Rhode Island	1 3
									206 H	Rhode Island	3 0
									210 A	Penn	1 3
									224 H	Stony Brook	3 2
									273 A	Fordham	1 3
									273 H	Fordham	1 3
									295 N	Morgan St.	3 0
									308 A	La Salle	3 1
									308 H	La Salle	3 2
									308 N	La Salle	3 1
									320 H	Rider	3 0
			LAST 10 GAMES								
			79 H	Xavier	0 3	308 H	La Salle	3 2			
			134 H	Duquesne	3 2	158 H	Charlotte	1 3			
			206 A	Rhode Island	1 3	118 H	George Washington	0 3			
			273 A	Fordham	1 3	134 A	Duquesne	0 3			
			80 H	Saint Louis	0 3	80 A	Saint Louis	0 3			

Non-Div. I Games:

Temple



Average RPI Win: 288		WON-LOST	WINNING	LAST 10	STRENGTH OF		OPP. STRENGTH	TEAM	ADJ	CONF.	ADJ CONF.
Average RPI Loss: 178		RECORD	PCT. RANK	GAMES	SCHEDULE		OF SCHEDULE	RPI	RPI	RPI	RPI
DIV. I ONLY		16- 15	.51613	149	4- 6		291	296	240	.41035	246
DIV. I NON-CONF.		7- 6	.53846	154	0- 1		247	273	206	.45383	206
TOTALS		RPI 1-25	RPI 26-50		W-L RECORDS		RPI 51-100		RPI 101-150		RPI 150+
16- 15	0- 0	0- 0		OVERALL		0- 2		0- 4		16- 9	
8- 5	0- 0	0- 0		HOME		0- 1		0- 1		8- 3	
6- 7	0- 0	0- 0		AWAY		0- 0		0- 2		6- 5	
2- 3	0- 0	0- 0		NEUTRAL		0- 1		0- 1		2- 1	
7- 6	0- 0	0- 0		NON-CONFERENCE		0- 2		0- 2		7- 2	
3- 1	0- 0	0- 0		HOME		0- 1		0- 0		3- 0	
2- 2	0- 0	0- 0		AWAY		0- 0		0- 1		2- 1	
2- 3	0- 0	0- 0		NEUTRAL		0- 1		0- 1		2- 1	
9- 9	0- 0	0- 0		CONFERENCE		0- 0		0- 2		9- 7	
5- 4	0- 0	0- 0		HOME		0- 0		0- 1		5- 3	
4- 5	0- 0	0- 0		AWAY		0- 0		0- 1		4- 4	
0- 0	0- 0	0- 0		NEUTRAL		0- 0		0- 0		0- 0	
RPI S	Opponent	Score	RPI S	Opponent	Score	RPI S	Opponent	Score	RPI S	Opponent	Score
						89 N	San Francisco	0 3	131 N	Sam Houston St.	0 3
						93 H	Army	0 3	147 A	Niagara	0 3
									147 H	Niagara	2 3
									149 A	Washington St.	0 3
									161 N	Dartmouth	0 3
									165 A	Fairfield	0 3
									165 H	Fairfield	1 3
									182 A	Hofstra	0 3
									228 N	Radford	3 2
									232 A	Marist	1 3
									232 H	Marist	3 2
									243 A	Siena	1 3
									243 H	Siena	1 3
									247 H	Fairleigh Dickinson	3 0
									259 A	Canisius	3 2
									259 H	Canisius	0 3
									269 A	Iona	0 3
									269 H	Iona	3 2
									273 N	Fordham	3 0
									289 A	Bucknell	3 0
									292 A	Loyola Maryland	3 1
									292 H	Loyola Maryland	3 2
									303 A	Lafayette	3 2
									306 H	Providence	3 1
									320 A	Rider	3 1
									320 H	Rider	3 1
									323 H	St. Francis (NY)	3 0
LAST 10 GAMES											
			243 A	Siena	1 3		147 H	Niagara	2 3		
			232 A	Marist	1 3		259 H	Canisius	0 3		
			269 H	Iona	3 2		93 H	Army	0 3		
			165 H	Fairfield	1 3		325 A	Saint Peter's	3 0		
			320 A	Rider	3 1		292 A	Loyola Maryland	3 1		

Non-Div. I Games:

Manhattan

RPI	S	Opponent	Score	
325	A	Saint Peter's	3	0
325	H	Saint Peter's	3	0

Manhattan

M  
a  
n  
h  
a  
t  
t  
a  
n

M  
a  
n  
h  
a  
t  
t  
a  
n

Average RPI Win: 296		WON-LOST	WINNING	LAST 10	STRENGTH OF		OPP. STRENGTH	TEAM	ADJ		CONF.	ADJ CONF.	
Average RPI Loss: 180		RECORD	PCT. RANK	GAMES	SCHEDULE		OF SCHEDULE	RPI	RPI		RPI	RPI	
DIV. I ONLY		17- 13	.56667	129	4- 6		312	301	253	.40799	247	29	29
DIV. I NON-CONF.		10- 3	.76923	50	0- 0		324	319	224	.44113	219	29	29
TOTALS		RPI 1-25	RPI 26-50		W-L RECORDS		RPI 51-100		RPI 101-150		RPI 150+		
17- 13	0- 0	0- 0		OVERALL		0- 3		0- 0		17- 10			
5- 5	0- 0	0- 0		HOME		0- 1		0- 0		5- 4			
9- 5	0- 0	0- 0		AWAY		0- 1		0- 0		9- 4			
3- 3	0- 0	0- 0		NEUTRAL		0- 1		0- 0		3- 2			
10- 3	0- 0	0- 0		NON-CONFERENCE		0- 1		0- 0		10- 2			
2- 0	0- 0	0- 0		HOME		0- 0		0- 0		2- 0			
5- 1	0- 0	0- 0		AWAY		0- 0		0- 0		5- 1			
3- 2	0- 0	0- 0		NEUTRAL		0- 1		0- 0		3- 1			
7- 10	0- 0	0- 0		CONFERENCE		0- 2		0- 0		7- 8			
3- 5	0- 0	0- 0		HOME		0- 1		0- 0		3- 4			
4- 4	0- 0	0- 0		AWAY		0- 1		0- 0		4- 3			
0- 1	0- 0	0- 0		NEUTRAL		0- 0		0- 0		0- 1			
RPI S	Opponent	Score	RPI S	Opponent	Score	RPI S	Opponent	Score	RPI S	Opponent	Score		
						74 N	Northeastern	0 3	151 A	Long Island	0 3		
						77 A	Sacred Heart	0 3	151 H	Long Island	0 3		
						77 H	Sacred Heart	0 3	186 A	Central Conn. St.	0 3		
									186 H	Central Conn. St.	1 3		
									186 N	Central Conn. St.	0 3		
									207 A	UMBC	3 2		
									225 A	Robert Morris	1 3		
									225 H	Robert Morris	0 3		
									241 A	NJIT	3 2		
									246 A	Manhattan	0 3		
									260 A	Bryant	3 1		
									260 H	Bryant	2 3		
									278 A	Holy Cross	3 1		
									296 A	Saint Francis (PA)	3 0		
									296 H	Saint Francis (PA)	3 2		
									300 N	Youngstown St.	0 3		
									302 N	Norfolk St.	3 1		
									303 A	Lafayette	3 1		
									304 A	Quinnipiac	3 0		
									304 H	Quinnipiac	3 1		
									308 A	La Salle	3 2		
									320 H	Rider	3 2		
									320 N	Rider	3 1		
									323 A	St. Francis (NY)	3 2		
									323 H	St. Francis (NY)	3 0		
									325 H	Saint Peter's	3 0		
									325 N	Saint Peter's	3 0		
			LAST 10 GAMES										
			260 H	Bryant	2 3	186 H	Central Conn. St.	1 3					
			304 A	Quinnipiac	3 0	151 H	Long Island	0 3					
			151 A	Long Island	0 3	296 H	Saint Francis (PA)	3 2					
			323 A	St. Francis (NY)	3 2	225 H	Robert Morris	0 3					
			77 H	Sacred Heart	0 3	260 A	Bryant	3 1					

Non-Div. I Games:

Fairleigh Dickinson

Average RPI Win:	240	WON-LOST RECORD	WINNING PCT. RANK	LAST 10 GAMES	STRENGTH OF SCHEDULE	OPP. STRENGTH OF SCHEDULE	TEAM RPI	ADJ RPI	CONF. RPI	ADJ CONF. RPI		
DIV. I ONLY		10- 21	.32258	257	1- 9	247	138	256	.40762	248	11	11
DIV. I NON-CONF.		9- 8	.52941	161	0- 0	284	190	214	.44683	211	11	11
<hr/>												
TOTALS	RPI 1-25	RPI 26-50		W-L RECORDS		RPI 51-100		RPI 101-150		RPI 150+		
10- 21	0- 1	0- 3		OVERALL		1- 3		1- 5		8- 9		
3- 8	0- 0	0- 1		HOME		0- 2		0- 2		3- 3		
2- 10	0- 1	0- 2		AWAY		1- 1		0- 1		1- 5		
5- 3	0- 0	0- 0		NEUTRAL		0- 0		1- 2		4- 1		
9- 8	0- 0	0- 1		NON-CONFERENCE		0- 1		1- 2		8- 4		
3- 2	0- 0	0- 0		HOME		0- 1		0- 0		3- 1		
1- 3	0- 0	0- 1		AWAY		0- 0		0- 0		1- 2		
5- 3	0- 0	0- 0		NEUTRAL		0- 0		1- 2		4- 1		
1- 13	0- 1	0- 2		CONFERENCE		1- 2		0- 3		0- 5		
0- 6	0- 0	0- 1		HOME		0- 1		0- 2		0- 2		
1- 7	0- 1	0- 1		AWAY		1- 1		0- 1		0- 3		
0- 0	0- 0	0- 0		NEUTRAL		0- 0		0- 0		0- 0		
RPI	S	Opponent	Score	RPI	S	Opponent	Score	RPI	S	Opponent	Score	
18	A	Cincinnati	0 3	29	A	Michigan St.	0 3	54	H	Notre Dame	1 3	
				38	A	Louisville	0 3	74	H	Northeastern	0 3	
				39	H	Marquette	0 3	95	A	Seton Hall	2 3	
								98	A	Villanova	3 0	
										106	H Syracuse	0 3
										111	N Cleveland St.	0 3
										124	A Georgetown	1 3
										125	H Pittsburgh	2 3
										127	N Toledo	3 1
										145	N Iowa	1 3
										151	A Long Island	2 3
										155	A South Fla.	2 3
										157	H Princeton	2 3
										163	A Columbia	1 3
										171	N Colorado	2 3
										180	H West Virginia	0 3
										185	A Connecticut	1 3
										213	H Buffalo	3 1
										235	A Rutgers	2 3
										250	N Binghamton	3 2
										253	H DePaul	0 3
										255	N Air Force	3 0
										267	H Brown	3 2
										269	N Iona	3 1
										273	A Fordham	3 1
										323	H St. Francis (NY)	3 0
										323	N St. Francis (NY)	3 0
				LAST 10 GAMES								
				235	A	Rutgers	2 3	253	H	DePaul	0 3	
				95	A	Seton Hall	2 3	98	A	Villanova	3 0	
				180	H	West Virginia	0 3	124	A	Georgetown	1 3	
				125	H	Pittsburgh	2 3	185	A	Connecticut	1 3	
				54	H	Notre Dame	1 3	155	A	South Fla.	2 3	

Non-Div. I Games:

St. John's (NY)

Average RPI Win:	306	WON-LOST RECORD	WINNING PCT. RANK	LAST 10 GAMES	STRENGTH OF SCHEDULE	OPP. STRENGTH OF SCHEDULE	TEAM RPI	ADJ RPI	CONF. RPI	ADJ CONF. RPI	
Average RPI Loss:	153										
DIV. I ONLY		13- 13	.5 155	8- 2	308	300	261	.40712	249	32 32	
DIV. I NON-CONF.		2- 11	.15385 297	1- 1	167	113	270	.39689	265	32 32	
<hr/>											
TOTALS	RPI 1-25	RPI 26-50		W-L RECORDS	RPI 51-100		RPI 101-150		RPI 150+		
13- 13	0- 1	0- 2		OVERALL	0- 1		0- 3		13- 6		
6- 1	0- 0	0- 0		HOME	0- 0		0- 0		6- 1		
5- 6	0- 1	0- 0		AWAY	0- 1		0- 1		5- 3		
2- 6	0- 0	0- 2		NEUTRAL	0- 0		0- 2		2- 2		
<hr/>											
2- 11	0- 1	0- 2		NON-CONFERENCE	0- 1		0- 3		2- 4		
1- 1	0- 0	0- 0		HOME	0- 0		0- 0		1- 1		
1- 5	0- 1	0- 0		AWAY	0- 1		0- 1		1- 2		
0- 5	0- 0	0- 2		NEUTRAL	0- 0		0- 2		0- 1		
<hr/>											
11- 2	0- 0	0- 0		CONFERENCE	0- 0		0- 0		11- 2		
5- 0	0- 0	0- 0		HOME	0- 0		0- 0		5- 0		
4- 1	0- 0	0- 0		AWAY	0- 0		0- 0		4- 1		
2- 1	0- 0	0- 0		NEUTRAL	0- 0		0- 0		2- 1		
<hr/>											
RPI S	Opponent	Score	RPI S	Opponent	Score	RPI S	Opponent	Score	RPI S	Opponent	Score
24 A	Miami (FL)	0 3	28 N	Oklahoma	0 3	92 A	FIU	0 3	110 A	Georgia	0 3
			47 N	Kansas	0 3				126 N	Auburn	0 3
									144 N	Liberty	0 3
									195 N	Md.-East. Shore	2 3
									216 A	North Florida	1 3
									216 N	North Florida	1 3
									244 A	Jacksonville	3 2
									244 H	Jacksonville	1 3
									264 A	Mercer	1 3
									264 H	Mercer	3 2
									288 A	South Carolina St.	1 3
									288 H	South Carolina St.	3 0
									307 N	Howard	3 0
									313 A	Bethune-Cookman	3 1
									313 H	Bethune-Cookman	3 0
									313 N	Bethune-Cookman	3 0
									318 A	N.C. Central	3 1
									318 H	N.C. Central	3 0
									324 A	N.C. A&T	3 0
									324 H	N.C. A&T	3 0
									327 A	Savannah St.	3 0
									327 H	Savannah St.	3 0
			LAST 10 GAMES								
			195 N	Md.-East. Shore	2 3	324 A	N.C. A&T	3 0			
			313 N	Bethune-Cookman	3 0	327 H	Savannah St.	3 0			
			307 N	Howard	3 0	288 H	South Carolina St.	3 0			
			313 H	Bethune-Cookman	3 0	244 A	Jacksonville	3 2			
			318 A	N.C. Central	3 1	216 A	North Florida	1 3			

Non-Div. I Games:

Florida A&amp;M

Average RPI Win:	266	WON-LOST	WINNING	LAST 10	STRENGTH OF	OPP. STRENGTH	TEAM	ADJ	CONF.	ADJ CONF.			
Average RPI Loss:	164	RECORD	PCT. RANK	GAMES	SCHEDULE	OF SCHEDULE	RPI	RPI	RPI	RPI			
DIV. I ONLY	13- 17	.43333	198	5- 5	268	232	241	.40676	250	25	25		
DIV. I NON-CONF.	8- 10	.44444	199	0- 1	257	206	234	.42353	242	26	26		
<hr/>													
TOTALS	RPI 1-25	RPI 26-50		W-L RECORDS		RPI 51-100		RPI 101-150		RPI 150+			
13- 17	0- 0	0- 2		OVERALL		0- 2		0- 3		13- 10			
4- 5	0- 0	0- 0		HOME		0- 1		0- 2		4- 2			
4- 7	0- 0	0- 1		AWAY		0- 1		0- 0		4- 5			
5- 5	0- 0	0- 1		NEUTRAL		0- 0		0- 1		5- 3			
<hr/>													
8- 10	0- 0	0- 2		NON-CONFERENCE		0- 0		0- 3		8- 5			
1- 2	0- 0	0- 0		HOME		0- 0		0- 2		1- 0			
2- 3	0- 0	0- 1		AWAY		0- 0		0- 0		2- 2			
5- 5	0- 0	0- 1		NEUTRAL		0- 0		0- 1		5- 3			
<hr/>													
5- 7	0- 0	0- 0		CONFERENCE		0- 2		0- 0		5- 5			
3- 3	0- 0	0- 0		HOME		0- 1		0- 0		3- 2			
2- 4	0- 0	0- 0		AWAY		0- 1		0- 0		2- 3			
0- 0	0- 0	0- 0		NEUTRAL		0- 0		0- 0		0- 0			
<hr/>													
RPI S	Opponent	Score	RPI S	Opponent	Score	RPI S	Opponent	Score	RPI S	Opponent	Score		
32 A	Missouri	0 3	83 A	Albany (NY)	0 3	106 H	Syracuse	0 3	145 N	Iowa	0 3		
40 N	North Dakota St.	0 3	83 H	Albany (NY)	1 3	147 H	Niagara	0 3	157 N	Princeton	3 1		
								163 A	Columbia	0 3	185 A	Connecticut	0 3
								188 N	Idaho St.	0 3	207 A	UMBC	0 3
								207 H	UMBC	1 3	207 N	Tulane	0 3
								221 N	Tulane	0 3	224 A	Stony Brook	2 3
								224 H	Stony Brook	3 0	235 A	Rutgers	3 1
								236 A	New Hampshire	3 1	236 H	New Hampshire	0 3
								243 H	Siena	3 0	248 N	St. John's (NY)	2 3
								266 A	Cornell	3 1	270 A	Hartford	2 3
								270 H	Hartford	3 2	278 N	Holy Cross	3 1
								306 A	Providence	3 1	306 H	Providence	3 1
								307 N	Howard	3 2	307 N	Howard	3 0
								323 N	St. Francis (NY)	3 0			
<hr/>													
				LAST 10 GAMES									
236 H	New Hampshire	0 3	83 A	Albany (NY)	0 3	106 H	Syracuse	0 3	307 N	Howard	3 2		
270 H	Hartford	3 2	270 A	Hartford	2 3	236 A	New Hampshire	3 1	307 N	Howard	3 0		
306 A	Providence	3 1	306 H	Providence	3 1	307 N	Howard	3 0	323 N	St. Francis (NY)	3 0		
207 H	UMBC	1 3											
224 H	Stony Brook	3 0											

Non-Div. I Games:

Binghamton

Average RPI Win:	279	WON-LOST	WINNING	LAST 10	STRENGTH OF	OPP. STRENGTH	TEAM	ADJ	CONF.	ADJ CONF.	
Average RPI Loss:	169	RECORD	PCT. RANK	GAMES	SCHEDULE	OF SCHEDULE	RPI	RPI	RPI	RPI	
DIV. I ONLY	13- 18	.41935	204	4- 6	234	276	243	.40654	251	28	28
DIV. I NON-CONF.	7- 9	.4375	202	0- 0	172	256	199	.45495	204	27	28
<hr/>											
TOTALS	RPI 1-25	RPI 26-50		W-L RECORDS	RPI 51-100		RPI 101-150		RPI 150+		
13- 18	0- 0	0- 1		OVERALL	0- 2		0- 4		13- 11		
5- 4	0- 0	0- 0		HOME	0- 0		0- 2		5- 2		
4- 8	0- 0	0- 1		AWAY	0- 0		0- 2		4- 5		
4- 6	0- 0	0- 0		NEUTRAL	0- 2		0- 0		4- 4		
<hr/>											
7- 9	0- 0	0- 1		NON-CONFERENCE	0- 2		0- 1		7- 5		
2- 0	0- 0	0- 0		HOME	0- 0		0- 0		2- 0		
1- 4	0- 0	0- 1		AWAY	0- 0		0- 1		1- 2		
4- 5	0- 0	0- 0		NEUTRAL	0- 2		0- 0		4- 3		
<hr/>											
6- 9	0- 0	0- 0		CONFERENCE	0- 0		0- 3		6- 6		
3- 4	0- 0	0- 0		HOME	0- 0		0- 2		3- 2		
3- 4	0- 0	0- 0		AWAY	0- 0		0- 1		3- 3		
0- 1	0- 0	0- 0		NEUTRAL	0- 0		0- 0		0- 1		
<hr/>											
RPI S	Opponent	Score	RPI S	Opponent	Score	RPI S	Opponent	Score	RPI S	Opponent	Score
			41 A	Duke	0 3	53 N	Wisconsin	0 3	108 A	North Carolina St.	0 3
						65 N	Furman	0 3	144 A	Liberty	2 3
									144 H	Liberty	0 3
									148 H	Winthrop	1 3
									152 N	Fla. Gulf Coast	1 3
									158 A	Charlotte	1 3
									177 A	Elon	1 3
									177 N	Elon	0 3
									195 N	Md.-East. Shore	3 2
									205 A	UNC Asheville	1 3
									205 N	UNC Asheville	0 3
									222 N	Western Caro.	0 3
									228 A	Radford	2 3
									228 H	Radford	1 3
									231 H	UNC Wilmington	3 0
									237 H	Presbyterian	3 2
									271 H	Hampton	3 2
									277 A	Coastal Caro.	3 1
									277 H	Coastal Caro.	2 3
									291 A	High Point	3 0
									291 H	High Point	3 2
									293 A	Gardner-Webb	3 2
									295 N	Morgan St.	3 0
									302 N	Norfolk St.	3 0
									305 A	Charleston So.	1 3
									305 H	Charleston So.	3 0
									318 A	N.C. Central	3 0
<hr/>											
			LAST 10 GAMES								
			205 N	UNC Asheville	0 3	293 A	Gardner-Webb	3 2	295 N	Morgan St.	3 0
			277 H	Coastal Caro.	2 3	205 A	UNC Asheville	1 3	302 N	Norfolk St.	3 0
			305 H	Charleston So.	3 0	291 H	High Point	3 2	305 A	Charleston So.	1 3
			228 A	Radford	2 3	237 H	Presbyterian	3 2	305 H	Charleston So.	3 0
			144 A	Liberty	2 3	148 H	Winthrop	1 3	318 A	N.C. Central	3 0

Non-Div. I Games:

Campbell

RPI	S	Opponent	Score	
318	N	N.C. Central	3	0

Campbell

C  
a  
m  
p  
b  
e  
l  
l

C  
a  
m  
p  
b  
e  
l  
l



[illegible]

**Non-Div. I Games:**

Eastern Ky.

RPI	S	Opponent	Score	
307	N	Howard	3	1
313	N	Bethune-Cookman	3	2

Eastern Ky.

E  
a  
s  
t  
e  
r  
n  
K  
y  
.

E  
a  
s  
t  
e  
r  
n  
K  
y  
.

Average RPI Win: 243		WON-LOST RECORD	WINNING PCT. RANK		LAST 10 GAMES	STRENGTH OF SCHEDULE		OPP. STRENGTH OF SCHEDULE		TEAM RPI	ADJ RPI		CONF. RPI	ADJ CONF. RPI		
Average RPI Loss: 119																
DIV. I ONLY		7- 22	.24138	287	3- 7	189		141		262	.40424	253	11	11		
DIV. I NON-CONF.		4- 11	.26667	268	1- 1	222		198		269	.39558	267	11	11		
TOTALS		RPI 1-25	RPI 26-50		W-L RECORDS		RPI 51-100		RPI 101-150		RPI 150+					
7- 22	0- 1	0- 3		OVERALL		0- 6		1- 5		6- 7						
4- 9	0- 1	0- 2		HOME		0- 4		1- 0		3- 2						
1- 9	0- 0	0- 1		AWAY		0- 1		0- 3		1- 4						
2- 4	0- 0	0- 0		NEUTRAL		0- 1		0- 2		2- 1						
4- 11	0- 0	0- 1		NON-CONFERENCE		0- 3		0- 3		4- 4						
2- 3	0- 0	0- 1		HOME		0- 1		0- 0		2- 1						
0- 4	0- 0	0- 0		AWAY		0- 1		0- 1		0- 2						
2- 4	0- 0	0- 0		NEUTRAL		0- 1		0- 2		2- 1						
3- 11	0- 1	0- 2		CONFERENCE		0- 3		1- 2		2- 3						
2- 6	0- 1	0- 1		HOME		0- 3		1- 0		1- 1						
1- 5	0- 0	0- 1		AWAY		0- 0		0- 2		1- 2						
0- 0	0- 0	0- 0		NEUTRAL		0- 0		0- 0		0- 0						
RPI	S	Opponent	Score		RPI	S	Opponent	Score		RPI	S	Opponent	Score			
18	H	Cincinnati	0	3	38	H	Louisville	0	3	54	H	Notre Dame	1	3		
					39	A	Marquette	0	3	75	N	IPFW	2	3		
					47	H	Kansas	0	3	82	A	Wyoming	0	3		
										95	H	Seton Hall	0	3		
										98	H	Villanova	2	3		
										99	H	San Diego St.	0	3		
												Syracuse	0	3		
												Cleveland St.	0	3		
												Oregon St.	0	3		
												Georgetown	3	2		
												Pittsburgh	1	3		
												Duquesne	0	3		
												South Fla.	0	3		
												Valparaiso	0	3		
												South Dakota	3	2		
												West Virginia	0	3		
												Connecticut	1	3		
												Gonzaga	0	3		
												Ill.-Chicago	1	3		
												Rutgers	3	2		
												St. John's (NY)	3	0		
												Western Ill.	0	3		
												Loyola Chicago	3	0		
												Montana St.	3	0		
												Chicago St.	3	0		
LAST 10 GAMES																
					39	A	Marquette	0	3	248	A	St. John's (NY)	3	0		
					106	A	Syracuse	0	3	317	H	Chicago St.	3	0		
							95	H	Seton Hall	0	3	155	H	South Fla.	0	3
							235	H	Rutgers	3	2	257	A	Western Ill.	0	3
							185	A	Connecticut	1	3	54	H	Notre Dame	1	3

Non-Div. I Games:

DePaul

Average RPI Win: 274		WON-LOST	WINNING	LAST 10	STRENGTH OF		OPP. STRENGTH	TEAM	ADJ	CONF.	ADJ CONF.
Average RPI Loss: 137		RECORD	PCT. RANK	GAMES	SCHEDULE		OF SCHEDULE	RPI	RPI	RPI	RPI
DIV. I ONLY		6- 23	.2069 294	4- 6	134		221	263	.40412 254	24	24
DIV. I NON-CONF.		1- 12	.07692 307	0- 1	53		158	251	.43019 236	22	22
TOTALS		RPI 1-25	RPI 26-50	W-L RECORDS	RPI 51-100		RPI 101-150	RPI 150+			
6- 23	0- 0		0- 3	OVERALL	0- 3		0- 9	6- 8			
2- 9	0- 0		0- 1	HOME	0- 1		0- 3	2- 4			
4- 9	0- 0		0- 2	AWAY	0- 1		0- 3	4- 3			
0- 5	0- 0		0- 0	NEUTRAL	0- 1		0- 3	0- 1			
1- 12	0- 0		0- 1	NON-CONFERENCE	0- 3		0- 7	1- 1			
0- 3	0- 0		0- 0	HOME	0- 1		0- 2	0- 0			
1- 4	0- 0		0- 1	AWAY	0- 1		0- 2	1- 0			
0- 5	0- 0		0- 0	NEUTRAL	0- 1		0- 3	0- 1			
5- 11	0- 0		0- 2	CONFERENCE	0- 0		0- 2	5- 7			
2- 6	0- 0		0- 1	HOME	0- 0		0- 1	2- 4			
3- 5	0- 0		0- 1	AWAY	0- 0		0- 1	3- 3			
0- 0	0- 0		0- 0	NEUTRAL	0- 0		0- 0	0- 0			
RPI S	Opponent	Score	RPI S	Opponent	Score	RPI S	Opponent	Score	RPI S	Opponent	Score
			37 A	Dayton	0 3	75 H	IPFW	0 3	103 N	James Madison	0 3
			50 A	Milwaukee	0 3	78 N	Central Mich.	0 3	111 A	Cleveland St.	0 3
			50 H	Milwaukee	0 3	79 A	Xavier	0 3	111 H	Cleveland St.	0 3
									127 A	Toledo	0 3
									129 A	Oakland	0 3
									129 N	Oakland	1 3
									136 H	Bowling Green	0 3
									141 H	Miami (OH)	1 3
									147 N	Niagara	0 3
									166 A	Valparaiso	0 3
									166 H	Valparaiso	0 3
									178 A	Butler	0 3
									178 H	Butler	1 3
									196 N	Davidson	0 3
									223 A	Green Bay	3 1
									223 H	Green Bay	1 3
									233 A	Ill.-Chicago	0 3
									233 H	Ill.-Chicago	3 0
									291 A	High Point	3 0
									299 A	Loyola Chicago	3 2
									299 H	Loyola Chicago	1 3
									300 A	Youngstown St.	3 1
									300 H	Youngstown St.	3 0
LAST 10 GAMES											
			178 H	Butler	1 3	50 H	Milwaukee	0 3			
			223 A	Green Bay	3 1	37 A	Dayton	0 3			
			299 A	Loyola Chicago	3 2	300 A	Youngstown St.	3 1			
			166 H	Valparaiso	0 3	111 A	Cleveland St.	0 3			
			233 H	Ill.-Chicago	3 0	299 H	Loyola Chicago	1 3			

Non-Div. I Games:

Wright St.

Average RPI Win:		285	WON-LOST RECORD		WINNING PCT. RANK		LAST 10 GAMES		STRENGTH OF SCHEDULE		OPP. STRENGTH OF SCHEDULE		TEAM RPI		ADJ RPI		CONF. RPI		ADJ CONF. RPI	
Average RPI Loss:		117																		
DIV. I ONLY			3- 25		.10714 318		0- 10		76		153		265		.40361 255		10		9	
DIV. I NON-CONF.			3- 10		.23077 278		0- 0		169		231		258		.40298 260		12		12	
TOTALS		RPI 1-25		RPI 26-50		W-L RECORDS		RPI 51-100		RPI 101-150		RPI 150+								
3- 25		0- 1		0- 3		OVERALL		0- 7		0- 8		3- 6								
1- 10		0- 0		0- 1		HOME		0- 3		0- 4		1- 2								
1- 9		0- 0		0- 1		AWAY		0- 4		0- 3		1- 1								
1- 6		0- 1		0- 1		NEUTRAL		0- 0		0- 1		1- 3								
3- 10		0- 1		0- 0		NON-CONFERENCE		0- 1		0- 4		3- 4								
1- 3		0- 0		0- 0		HOME		0- 0		0- 2		1- 1								
1- 2		0- 0		0- 0		AWAY		0- 1		0- 1		1- 0								
1- 5		0- 1		0- 0		NEUTRAL		0- 0		0- 1		1- 3								
0- 15		0- 0		0- 3		CONFERENCE		0- 6		0- 4		0- 2								
0- 7		0- 0		0- 1		HOME		0- 3		0- 2		0- 1								
0- 7		0- 0		0- 1		AWAY		0- 3		0- 2		0- 1								
0- 1		0- 0		0- 1		NEUTRAL		0- 0		0- 0		0- 0								
RPI	S	Opponent		Score		RPI	S	Opponent		Score		RPI	S	Opponent		Score				
5	N	Purdue		0 3		31	A	Colorado St.		0 3		58	A	TCU		0 3				
						31	H	Colorado St.		0 3		58	H	TCU		0 3				
						31	N	Colorado St.		0 3		82	A	Wyoming		0 3				
												82	H	Wyoming		0 3				
												96	A	UC Davis		0 3				
												99	A	San Diego St.		0 3				
												99	H	San Diego St.		0 3				
														102 H Utah Valley		0 3				
														116 A New Mexico		0 3				
														116 H New Mexico		0 3				
														119 H Northern Colo.		1 3				
														136 N Bowling Green		0 3				
														140 A UNLV		0 3				
														140 H UNLV		1 3				
														150 A Denver		2 3				
														160 A Boise St.		0 3				
														160 H Boise St.		0 3				
														182 N Hofstra		0 3				
														189 H Northern Ariz.		0 3				
														248 N St. John's (NY)		0 3				
														260 N Bryant		3 1				
														285 H S.C. Upstate		3 1				
														286 N Seattle		0 3				
														309 A Navy		3 0				
LAST 10 GAMES																				
						31	N	Colorado St.		0 3		58	A	TCU		0 3				
						99	H	San Diego St.		0 3		31	H	Colorado St.		0 3				
						140	H	UNLV		1 3		82	H	Wyoming		0 3				
						160	A	Boise St.		0 3		140	A	UNLV		0 3				
						116	A	New Mexico		0 3		99	A	San Diego St.		0 3				

Non-Div. I Games:

Air Force

Average RPI Win:	254	WON-LOST RECORD	WINNING PCT. RANK	LAST 10 GAMES	STRENGTH OF SCHEDULE	OPP. STRENGTH OF SCHEDULE	TEAM RPI	ADJ RPI	CONF. RPI	ADJ CONF. RPI	
Average RPI Loss:	161										
DIV. I ONLY	10- 16	.38462	228	1- 8	255	224	254	.40322	256	15	16
DIV. I NON-CONF.	6- 4	.6	120	0- 0	303	313	232	.43235	233	15	15
<hr/>											
TOTALS	RPI 1-25	RPI 26-50		W-L RECORDS	RPI 51-100		RPI 101-150		RPI 150+		
10- 16	0- 1	0- 1		OVERALL	0- 2		0- 4		10- 8		
6- 6	0- 1	0- 1		HOME	0- 1		0- 2		6- 1		
1- 9	0- 0	0- 0		AWAY	0- 0		0- 2		1- 7		
3- 1	0- 0	0- 0		NEUTRAL	0- 1		0- 0		3- 0		
<hr/>											
6- 4	0- 0	0- 0		NON-CONFERENCE	0- 1		0- 0		6- 3		
3- 0	0- 0	0- 0		HOME	0- 0		0- 0		3- 0		
0- 3	0- 0	0- 0		AWAY	0- 0		0- 0		0- 3		
3- 1	0- 0	0- 0		NEUTRAL	0- 1		0- 0		3- 0		
<hr/>											
4- 12	0- 1	0- 1		CONFERENCE	0- 1		0- 4		4- 5		
3- 6	0- 1	0- 1		HOME	0- 1		0- 2		3- 1		
1- 6	0- 0	0- 0		AWAY	0- 0		0- 2		1- 4		
0- 0	0- 0	0- 0		NEUTRAL	0- 0		0- 0		0- 0		
<hr/>											
RPI S	Opponent	Score	RPI S	Opponent	Score	RPI S	Opponent	Score	RPI S	Opponent	Score
21 H	Western Ky.	0 <span>3</span>	48 H	Middle Tenn.	0 <span>3</span>	88 N	Oral Roberts	0 <span>3</span>	109 A	Arkansas St.	1 <span>3</span>
						92 H	FIU	0 <span>3</span>	109 H	Arkansas St.	0 <span>3</span>
						150 A	Denver	0 <span>3</span>			
						150 H	Denver	2 <span>3</span>			
						159 H	Stephen F. Austin	3 2			
						162 A	North Texas	2 <span>3</span>			
						162 H	North Texas	3 2			
						164 A	Troy	0 <span>3</span>			
						211 A	South Ala.	1 <span>3</span>			
						226 A	La.-Lafayette	3 1			
						226 H	La.-Lafayette	3 2			
						229 A	UALR	2 <span>3</span>			
						229 H	UALR	0 <span>3</span>			
						234 A	Nicholls St.	2 <span>3</span>			
						265 A	McNeese St.	1 <span>3</span>			
						265 H	McNeese St.	3 2			
						284 N	Alabama A&M	3 2			
						290 H	Fla. Atlantic	3 1			
						297 N	Prairie View	3 1			
						311 A	Southeastern La.	1 <span>3</span>			
						314 H	Grambling	3 0			
			LAST 10 GAMES			314 N	Grambling	3 1			
109 H	Arkansas St.	0 <span>3</span>	229 A	UALR	2 <span>3</span>						
229 H	UALR	0 <span>3</span>	21 H	Western Ky.	0 <span>3</span>						
290 H	Fla. Atlantic	3 1	48 H	Middle Tenn.	0 <span>3</span>						
92 H	FIU	0 <span>3</span>	150 A	Denver	0 <span>3</span>						
109 A	Arkansas St.	1 <span>3</span>	162 A	North Texas	2 <span>3</span>						

Non-Div. I Games:

La.-Monroe

Average RPI Win: 251		WON-LOST	WINNING	LAST 10	STRENGTH OF		OPP. STRENGTH	TEAM	ADJ	CONF.	ADJ CONF.
Average RPI Loss: 144		RECORD	PCT. RANK	GAMES	SCHEDULE		OF SCHEDULE	RPI	RPI	RPI	RPI
DIV. I ONLY		12- 18	.4	215	2- 8		283	201	257	.40295	257
DIV. I NON-CONF.		9- 3	.75	56	2- 0		325	316	233	.43608	226
TOTALS		RPI 1-25	RPI 26-50		W-L RECORDS		RPI 51-100		RPI 101-150		RPI 150+
12- 18	0- 0	0- 2		OVERALL		0- 4		1- 4		11- 8	
4- 7	0- 0	0- 1		HOME		0- 2		1- 1		3- 3	
3- 11	0- 0	0- 1		AWAY		0- 2		0- 3		3- 5	
5- 0	0- 0	0- 0		NEUTRAL		0- 0		0- 0		5- 0	
9- 3	0- 0	0- 0		NON-CONFERENCE		0- 0		0- 1		9- 2	
2- 0	0- 0	0- 0		HOME		0- 0		0- 0		2- 0	
2- 3	0- 0	0- 0		AWAY		0- 0		0- 1		2- 2	
5- 0	0- 0	0- 0		NEUTRAL		0- 0		0- 0		5- 0	
3- 15	0- 0	0- 2		CONFERENCE		0- 4		1- 3		2- 6	
2- 7	0- 0	0- 1		HOME		0- 2		1- 1		1- 3	
1- 8	0- 0	0- 1		AWAY		0- 2		0- 2		1- 3	
0- 0	0- 0	0- 0		NEUTRAL		0- 0		0- 0		0- 0	
RPI S	Opponent	Score	RPI S	Opponent	Score	RPI S	Opponent	Score	RPI S	Opponent	Score
			40 A	North Dakota St.	0 3	75 A	IPFW	0 3	121 A	Illinois St.	1 3
			40 H	North Dakota St.	0 3	75 H	IPFW	2 3	129 A	Oakland	1 3
						88 A	Oral Roberts	1 3	129 H	Oakland	3 1
						88 H	Oral Roberts	0 3	130 A	IUPUI	1 3
									130 H	IUPUI	0 3
									168 A	South Dakota St.	0 3
									168 H	South Dakota St.	3 0
									175 A	South Dakota	1 3
									175 H	South Dakota	2 3
									204 A	Indiana St.	3 0
									212 A	UMKC	3 1
									212 H	UMKC	2 3
									214 N	Kent St.	3 2
									219 A	Southern Utah	0 3
									219 H	Southern Utah	2 3
									233 A	Ill.-Chicago	1 3
									253 H	DePaul	3 0
									272 N	Wofford	3 0
									276 A	SIU Edwardsville	2 3
									276 N	SIU Edwardsville	3 1
									317 A	Chicago St.	3 0
									317 H	Chicago St.	3 0
									319 N	Ark.-Pine Bluff	3 0
									327 N	Savannah St.	3 0
LAST 10 GAMES			129 A	Oakland	1 3	175 H	South Dakota	2 3			
			75 A	IPFW	0 3	219 A	Southern Utah	0 3			
			130 A	IUPUI	1 3	88 A	Oral Roberts	1 3			
			317 A	Chicago St.	3 0	253 H	DePaul	3 0			
			212 H	UMKC	2 3	40 H	North Dakota St.	0 3			

Non-Div. I Games:

Western Ill.

Average RPI Win: 259		WON-LOST	WINNING	LAST 10	STRENGTH OF		OPP. STRENGTH	TEAM	ADJ	CONF.	ADJ CONF.
Average RPI Loss: 170		RECORD	PCT. RANK	GAMES	SCHEDULE		OF SCHEDULE	RPI	RPI	RPI	RPI
DIV. I ONLY		11- 20	.35484	241	5- 5		218	228	251	.39911	258
DIV. I NON-CONF.		2- 9	.18182	290	0- 0		98	109	237	.43382	230
TOTALS		RPI 1-25	RPI 26-50		W-L RECORDS		RPI 51-100		RPI 101-150		RPI 150+
11- 20	0- 0	0- 1		OVERALL		0- 6		0- 2		11- 11	
5- 5	0- 0	0- 0		HOME		0- 1		0- 0		5- 4	
4- 9	0- 0	0- 0		AWAY		0- 2		0- 1		4- 6	
2- 6	0- 0	0- 1		NEUTRAL		0- 3		0- 1		2- 1	
2- 9	0- 0	0- 1		NON-CONFERENCE		0- 4		0- 2		2- 2	
0- 0	0- 0	0- 0		HOME		0- 0		0- 0		0- 0	
0- 3	0- 0	0- 0		AWAY		0- 1		0- 1		0- 1	
2- 6	0- 0	0- 1		NEUTRAL		0- 3		0- 1		2- 1	
9- 11	0- 0	0- 0		CONFERENCE		0- 2		0- 0		9- 9	
5- 5	0- 0	0- 0		HOME		0- 1		0- 0		5- 4	
4- 6	0- 0	0- 0		AWAY		0- 1		0- 0		4- 5	
0- 0	0- 0	0- 0		NEUTRAL		0- 0		0- 0		0- 0	
RPI S	Opponent	Score	RPI S	Opponent	Score	RPI S	Opponent	Score	RPI S	Opponent	Score
			32 N	Missouri	0 3	70 N	Texas St.	1 3	126 N	Auburn	1 3
						78 N	Central Mich.	1 3	139 A	Alabama	1 3
						85 A	Lipscomb	0 3	177 N	Elon	1 3
						86 A	Morehead St.	1 3	178 A	Butler	0 3
						86 H	Morehead St.	1 3	184 A	Tennessee St.	1 3
						92 N	FIU	0 3	184 H	Tennessee St.	3 0
									197 N	East Tenn. St.	3 1
									203 A	UT Martin	3 2
									203 H	UT Martin	1 3
									252 A	Eastern Ky.	1 3
									252 H	Eastern Ky.	3 2
									262 A	Southeast Mo. St.	1 3
									262 H	Southeast Mo. St.	2 3
									263 A	Jacksonville St.	1 3
									263 H	Jacksonville St.	3 1
									274 A	Eastern Ill.	3 0
									274 H	Eastern Ill.	1 3
									276 A	SIU Edwardsville	2 3
									276 H	SIU Edwardsville	2 3
									287 A	Murray St.	3 0
									287 H	Murray St.	3 0
									298 A	Tennessee Tech	3 0
									298 H	Tennessee Tech	3 1
									310 N	Alabama St.	3 0
			LAST 10 GAMES								
			287 A	Murray St.	3 0	298 H	Tennessee Tech	3 1			
			262 A	Southeast Mo. St.	1 3	86 H	Morehead St.	1 3			
			203 A	UT Martin	3 2	274 A	Eastern Ill.	3 0			
			184 A	Tennessee St.	1 3	276 A	SIU Edwardsville	2 3			
			263 H	Jacksonville St.	3 1	203 H	UT Martin	1 3			

Non-Div. I Games:

Austin Peay



Average RPI Win:	284	WON-LOST	WINNING	LAST 10	STRENGTH OF	OPP. STRENGTH	TEAM	ADJ	CONF.	ADJ CONF.		
Average RPI Loss:	193	RECORD	PCT. RANK	GAMES	SCHEDULE	OF SCHEDULE	RPI	RPI	RPI	RPI		
DIV. I ONLY		15- 15	.5	155	6- 4	298	289	255	.39751	259	30	30
DIV. I NON-CONF.		5- 6	.45455	193	0- 0	314	246	268	.39549	268	30	30
<hr/>												
TOTALS	RPI 1-25	RPI 26-50		W-L RECORDS		RPI 51-100		RPI 101-150		RPI 150+		
15- 15	0- 0	0- 1		OVERALL		0- 0		0- 4		15- 10		
6- 5	0- 0	0- 0		HOME		0- 0		0- 1		6- 4		
6- 6	0- 0	0- 0		AWAY		0- 0		0- 2		6- 4		
3- 4	0- 0	0- 1		NEUTRAL		0- 0		0- 1		3- 2		
5- 6	0- 0	0- 1		NON-CONFERENCE		0- 0		0- 1		5- 4		
1- 1	0- 0	0- 0		HOME		0- 0		0- 0		1- 1		
1- 2	0- 0	0- 0		AWAY		0- 0		0- 1		1- 1		
3- 3	0- 0	0- 1		NEUTRAL		0- 0		0- 0		3- 2		
10- 9	0- 0	0- 0		CONFERENCE		0- 0		0- 3		10- 6		
5- 4	0- 0	0- 0		HOME		0- 0		0- 1		5- 3		
5- 4	0- 0	0- 0		AWAY		0- 0		0- 1		5- 3		
0- 1	0- 0	0- 0		NEUTRAL		0- 0		0- 1		0- 0		
RPI	S	Opponent	Score	RPI	S	Opponent	Score	RPI	S	Opponent	Score	
				29	N	Michigan St.	0 3	136	A	Bowling Green	0 3	
								147	A	Niagara	1 3	
								147	H	Niagara	0 3	
								147	N	Niagara	0 3	
								165	A	Fairfield	2 3	
								165	H	Fairfield	2 3	
								213	H	Buffalo	3 1	
								214	H	Kent St.	2 3	
								218	N	Bradley	0 3	
								230	A	Akron	1 3	
								232	A	Marist	0 3	
								232	H	Marist	3 0	
								243	A	Siena	3 2	
								243	H	Siena	3 0	
								246	A	Manhattan	3 0	
								246	H	Manhattan	2 3	
								269	A	Iona	1 3	
								269	H	Iona	0 3	
								276	N	SIU Edwardsville	1 3	
								292	A	Loyola Maryland	3 0	
								292	H	Loyola Maryland	3 0	
				LAST 10 GAMES				295	N	Morgan St.	3 1	
				147	N	Niagara	0 3	325	A	Saint Peter's	3 0	
				320	A	Rider	3 0	246	A	Manhattan	3 0	
				292	A	Loyola Maryland	3 0	165	H	Fairfield	2 3	
				243	H	Siena	3 0	269	H	Iona	0 3	
				232	H	Marist	3 0	147	H	Niagara	0 3	
								320	H	Rider	3 1	
								296	N	Saint Francis (PA)	3 0	
								306	N	Providence	3 1	
								308	A	La Salle	3 0	
								320	A	Rider	3 0	
								320	H	Rider	3 1	

**Non-Div. I Games:**

Canisius

RPI	S	Opponent	Score	
325	A	Saint Peter's	3	0
325	H	Saint Peter's	3	0

Canisius

C  
a  
n  
i  
s  
i  
u  
s

C  
a  
n  
i  
s  
i  
u  
s

Average RPI Win:		255	WON-LOST RECORD		WINNING PCT. RANK		LAST 10 GAMES		STRENGTH OF SCHEDULE		OPP. STRENGTH OF SCHEDULE		TEAM RPI		ADJ RPI		CONF. RPI		ADJ CONF. RPI	
DIV. I ONLY			14- 18		.4375	193	5- 5		265		271		247		.39723	260	29		29	
DIV. I NON-CONF.			6- 10		.375	230	0- 1		235		236		252		.40011	262	29		29	
TOTALS		RPI 1-25		RPI 26-50		W-L RECORDS		RPI 51-100		RPI 101-150		RPI 150+								
14- 18		0- 1		0- 0		OVERALL		0- 3		1- 0		13- 14								
6- 7		0- 0		0- 0		HOME		0- 1		0- 0		6- 6								
6- 7		0- 0		0- 0		AWAY		0- 2		1- 0		5- 5								
2- 4		0- 1		0- 0		NEUTRAL		0- 0		0- 0		2- 3								
6- 10		0- 1		0- 0		NON-CONFERENCE		0- 1		1- 0		5- 8								
2- 3		0- 0		0- 0		HOME		0- 0		0- 0		2- 3								
2- 3		0- 0		0- 0		AWAY		0- 1		1- 0		1- 2								
2- 4		0- 1		0- 0		NEUTRAL		0- 0		0- 0		2- 3								
8- 8		0- 0		0- 0		CONFERENCE		0- 2		0- 0		8- 6								
4- 4		0- 0		0- 0		HOME		0- 1		0- 0		4- 3								
4- 4		0- 0		0- 0		AWAY		0- 1		0- 0		4- 3								
0- 0		0- 0		0- 0		NEUTRAL		0- 0		0- 0		0- 0								
RPI	S	Opponent		Score		RPI	S	Opponent		Score		RPI	S	Opponent		Score				
5	N	Purdue		0 3								150	A	Denver		3 2				
								77 A Sacred Heart		2 3		151	A	Long Island		0 3				
								77 H Sacred Heart		1 3		151	H	Long Island		0 3				
								93 A Army		1 3		186	A	Central Conn. St.		1 3				
												186	H	Central Conn. St.		3 1				
												190	H	Harvard		1 3				
												195	H	Md.-East. Shore		1 3				
												195	N	Md.-East. Shore		2 3				
												212	N	UMKC		3 2				
												225	A	Robert Morris		3 2				
												225	H	Robert Morris		3 2				
												236	A	New Hampshire		3 1				
												247	A	Fairleigh Dickinson		3 2				
												247	H	Fairleigh Dickinson		1 3				
												255	N	Air Force		1 3				
												267	A	Brown		0 3				
												270	H	Hartford		2 3				
												270	N	Hartford		2 3				
												273	N	Fordham		3 0				
												278	H	Holy Cross		3 2				
												278	H	Holy Cross		3 0				
												296	A	Saint Francis (PA)		2 3				
												296	H	Saint Francis (PA)		2 3				
												304	A	Quinnipiac		3 0				
												304	H	Quinnipiac		3 0				
												306	A	Providence		1 3				
												306	A	Providence		1 3				
												323	A	St. Francis (NY)		3 1				
						LAST 10 GAMES														
						247	A	Fairleigh Dickinson		3 2		186	H	Central Conn. St.		3 1				
						151	A	Long Island		0 3		323	A	St. Francis (NY)		3 1				
						296	H	Saint Francis (PA)		2 3		306	A	Providence		1 3				
						225	H	Robert Morris		3 2		247	H	Fairleigh Dickinson		1 3				
						304	A	Quinnipiac		3 0		151	H	Long Island		0 3				

Non-Div. I Games:

Bryant

RPI	S	Opponent	Score
323	H	St. Francis (NY)	3 0

Bryant

Average RPI Win: 246		WON-LOST RECORD		WINNING PCT. RANK		LAST 10 GAMES		STRENGTH OF SCHEDULE		OPP. STRENGTH OF SCHEDULE		TEAM RPI		ADJ RPI		CONF. RPI		ADJ CONF. RPI	
DIV. I ONLY		5- 21		.19231 302		2- 8		157		117		264		.39676 261		13		13	
DIV. I NON-CONF.		3- 9		.25 272		1- 0		205		97		259		.40704 256		13		13	
TOTALS		RPI 1-25		RPI 26-50		W-L RECORDS		RPI 51-100		RPI 101-150		RPI 150+							
5- 21		0- 3		0- 1		OVERALL		0- 5		0- 4		5- 8							
2- 7		0- 1		0- 0		HOME		0- 2		0- 2		2- 2							
2- 8		0- 1		0- 1		AWAY		0- 3		0- 1		2- 2							
1- 6		0- 1		0- 0		NEUTRAL		0- 0		0- 1		1- 4							
3- 9		0- 1		0- 1		NON-CONFERENCE		0- 1		0- 2		3- 4							
1- 1		0- 0		0- 0		HOME		0- 0		0- 1		1- 0							
1- 2		0- 0		0- 1		AWAY		0- 1		0- 0		1- 0							
1- 6		0- 1		0- 0		NEUTRAL		0- 0		0- 1		1- 4							
2- 12		0- 2		0- 0		CONFERENCE		0- 4		0- 2		2- 4							
1- 6		0- 1		0- 0		HOME		0- 2		0- 1		1- 2							
1- 6		0- 1		0- 0		AWAY		0- 2		0- 1		1- 2							
0- 0		0- 0		0- 0		NEUTRAL		0- 0		0- 0		0- 0							
RPI	S	Opponent		Score		RPI	S	Opponent		Score		RPI	S	Opponent		Score			
7	A	Hawaii		0 3		34	A	California		0 3		62	A	New Mexico St.		0 3			
7	H	Hawaii		0 3								62	H	New Mexico St.		0 3			
19	N	Texas A&M		0 3								99	A	San Diego St.		0 3			
												100	A	Idaho		1 3			
												100	H	Idaho		1 3			

Non-Div. I Games:

Nevada

[illegible]

**Non-Div. I Games:**

Southeast Mo. St.

RPI	S	Opponent	Score	
298	H	Tennessee Tech	3	1
300	N	Youngstown St.	3	2

Southeast Mo. St.  
S  
t  
.

S  
o  
u  
t  
h  
e  
a  
s  
t  
M  
o  
.  
S  
t  
.

Average RPI Win:		268	WON-LOST RECORD		WINNING PCT. RANK		LAST 10 GAMES		STRENGTH OF SCHEDULE		OPP. STRENGTH OF SCHEDULE		TEAM RPI		ADJ RPI		CONF. RPI		ADJ CONF. RPI				
DIV. I ONLY			11- 20		.35484 241		5- 5		207		240		248		.39481 263		26		27				
DIV. I NON-CONF.			2- 8		.2 285		0- 0		77		124		217		.4418 218		25		25				
TOTALS		RPI 1-25		RPI 26-50				W-L RECORDS		RPI 51-100				RPI 101-150				RPI 150+					
11- 20		0- 2		0- 1				OVERALL		0- 4				0- 0				11- 13					
5- 5		0- 0		0- 0				HOME		0- 1				0- 0				5- 4					
4- 10		0- 1		0- 0				AWAY		0- 2				0- 0				4- 7					
2- 5		0- 1		0- 1				NEUTRAL		0- 1				0- 0				2- 2					
2- 8		0- 2		0- 1				NON-CONFERENCE		0- 2				0- 0				2- 3					
0- 0		0- 0		0- 0				HOME		0- 0				0- 0				0- 0					
0- 4		0- 1		0- 0				AWAY		0- 1				0- 0				0- 2					
2- 4		0- 1		0- 1				NEUTRAL		0- 1				0- 0				2- 1					
9- 12		0- 0		0- 0				CONFERENCE		0- 2				0- 0				9- 10					
5- 5		0- 0		0- 0				HOME		0- 1				0- 0				5- 4					
4- 6		0- 0		0- 0				AWAY		0- 1				0- 0				4- 5					
0- 1		0- 0		0- 0				NEUTRAL		0- 0				0- 0				0- 1					
RPI	S	Opponent		Score		RPI	S	Opponent		Score		RPI	S	Opponent		Score		RPI	S	Opponent		Score	
5	A	Purdue		0	3	36	N	Ball St.		1	3	71	N	Col. of Charleston		0	3	184	A	Tennessee St.		3	1
24	N	Miami (FL)		0	3							72	A	LSU		0	3	184	H	Tennessee St.		1	3
												86	A	Morehead St.		0	3	190	A	Harvard		0	3
												86	H	Morehead St.		1	3	193	A	Georgia St.		1	3
																		203	A	UT Martin		2	3
																		203	H	UT Martin		1	3
																		203	N	UT Martin		2	3
																		222	N	Western Caro.		3	0
																		226	N	La.-Lafayette		2	3
																		252	A	Eastern Ky.		0	3
																		252	H	Eastern Ky.		3	0
																		258	A	Austin Peay		1	3
																		258	H	Austin Peay		3	1
																		262	A	Southeast Mo. St.		1	3
																		262	H	Southeast Mo. St.		3	2
																		274	A	Eastern Ill.		3	2
																		274	H	Eastern Ill.		2	3
																		276	A	SIU Edwardsville		2	3
																		276	H	SIU Edwardsville		2	3
																		287	A	Murray St.		3	2
																		287	H	Murray St.		3	1
																		298	A	Tennessee Tech		3	2
																		298	H	Tennessee Tech		3	0
																		326	N	Alcorn St.		3	0
				LAST 10 GAMES																			
						203	N	UT Martin		2	3	258	A	Austin Peay		1	3						
						252	H	Eastern Ky.		3	0	184	A	Tennessee St.		3	1						
						86	H	Morehead St.		1	3	262	H	Southeast Mo. St.		3	2						
						274	A	Eastern Ill.		3	2	287	H	Murray St.		3	1						
						276	A	SIU Edwardsville		2	3	276	H	SIU Edwardsville		2	3						

Non-Div. I Games:

Jacksonville St.



Average RPI Win: 263		WON-LOST	WINNING	LAST 10	STRENGTH OF		OPP. STRENGTH	TEAM	ADJ	CONF.	ADJ CONF.
Average RPI Loss: 168		RECORD	PCT. RANK	GAMES	SCHEDULE		OF SCHEDULE	RPI	RPI	RPI	RPI
DIV. I ONLY		12- 19	.3871	224	6- 4		271	256	258	.39196	264
DIV. I NON-CONF.		8- 10	.44444	199	3- 0		270	260	245	.41502	252
TOTALS		RPI 1-25	RPI 26-50		W-L RECORDS		RPI 51-100		RPI 101-150		RPI 150+
12- 19	0- 0	0- 0		OVERALL		0- 3		1- 3		11- 13	
7- 8	0- 0	0- 0		HOME		0- 1		0- 3		7- 4	
4- 8	0- 0	0- 0		AWAY		0- 1		0- 0		4- 7	
1- 3	0- 0	0- 0		NEUTRAL		0- 1		1- 0		0- 2	
8- 10	0- 0	0- 0		NON-CONFERENCE		0- 2		1- 2		7- 6	
5- 4	0- 0	0- 0		HOME		0- 0		0- 2		5- 2	
2- 3	0- 0	0- 0		AWAY		0- 1		0- 0		2- 2	
1- 3	0- 0	0- 0		NEUTRAL		0- 1		1- 0		0- 2	
4- 9	0- 0	0- 0		CONFERENCE		0- 1		0- 1		4- 7	
2- 4	0- 0	0- 0		HOME		0- 1		0- 1		2- 2	
2- 5	0- 0	0- 0		AWAY		0- 0		0- 0		2- 5	
0- 0	0- 0	0- 0		NEUTRAL		0- 0		0- 0		0- 0	
RPI S	Opponent	Score	RPI S	Opponent	Score	RPI S	Opponent	Score	RPI S	Opponent	Score
						64 N	Samford	0 3	110 N	Georgia	3 2
						69 A	Georgia Tech	0 3	120 H	Belmont	1 3
						85 H	Lipscomb	0 3	133 H	Ga. Southern	0 3
									148 H	Winthrop	0 3
									152 A	Fla. Gulf Coast	1 3
									152 H	Fla. Gulf Coast	2 3
									164 A	Troy	0 3
									164 H	Troy	0 3
									176 A	Kennesaw St.	1 3
									184 H	Tennessee St.	2 3
									193 H	Georgia St.	3 0
									196 N	Davidson	0 3
									197 A	East Tenn. St.	1 3
									216 A	North Florida	1 3
									216 H	North Florida	3 0
									231 N	UNC Wilmington	0 3
									244 A	Jacksonville	2 3
									244 H	Jacksonville	0 3
									249 A	Florida A&M	2 3
									249 H	Florida A&M	3 1
									279 A	Chattanooga	3 0
									279 H	Chattanooga	3 1
									285 A	S.C. Upstate	3 1
									294 A	Stetson	3 1
									294 H	Stetson	3 1
									302 H	Norfolk St.	3 0
									327 A	Savannah St.	3 0
LAST 10 GAMES											
						176 A	Kennesaw St.	1 3	216 H	North Florida	3 0
						327 H	Savannah St.	3 0	285 A	S.C. Upstate	3 1
						294 A	Stetson	3 1	197 A	East Tenn. St.	1 3
						152 A	Fla. Gulf Coast	1 3	279 H	Chattanooga	3 1
						244 H	Jacksonville	0 3	327 A	Savannah St.	3 0

Non-Div. I Games:

Mercer

RPI	S	Opponent	Score	
327	H	Savannah St.	3	0

Mercer

M  
e  
r  
c  
e  
r

M  
e  
r  
c  
e  
r

Average RPI Win: 270		WON-LOST	WINNING	LAST 10	STRENGTH OF		OPP. STRENGTH	TEAM	ADJ	CONF.	ADJ CONF.
Average RPI Loss: 146		RECORD	PCT. RANK	GAMES	SCHEDULE		OF SCHEDULE	RPI	RPI	RPI	RPI
DIV. I ONLY		10- 20	.33333	252	4- 6		236	214	259	.39161	265
DIV. I NON-CONF.		5- 9	.35714	240	0- 0		182	189	220	.44385	215
TOTALS		RPI 1-25	RPI 26-50		W-L RECORDS		RPI 51-100		RPI 101-150		RPI 150+
10- 20	0- 0	0- 2		OVERALL		0- 6		0- 2		10- 10	
5- 6	0- 0	0- 0		HOME		0- 2		0- 1		5- 3	
4- 10	0- 0	0- 1		AWAY		0- 3		0- 0		4- 6	
1- 4	0- 0	0- 1		NEUTRAL		0- 1		0- 1		1- 1	
5- 9	0- 0	0- 2		NON-CONFERENCE		0- 4		0- 1		5- 2	
2- 1	0- 0	0- 0		HOME		0- 1		0- 0		2- 0	
2- 4	0- 0	0- 1		AWAY		0- 2		0- 0		2- 1	
1- 4	0- 0	0- 1		NEUTRAL		0- 1		0- 1		1- 1	
5- 11	0- 0	0- 0		CONFERENCE		0- 2		0- 1		5- 8	
3- 5	0- 0	0- 0		HOME		0- 1		0- 1		3- 3	
2- 6	0- 0	0- 0		AWAY		0- 1		0- 0		2- 5	
0- 0	0- 0	0- 0		NEUTRAL		0- 0		0- 0		0- 0	
RPI S	Opponent	Score	RPI S	Opponent	Score	RPI S	Opponent	Score	RPI S	Opponent	Score
			31 N	Colorado St.	0 3	61 A	Creighton	0 3	119 N	Northern Colo.	0 3
			45 A	Baylor	0 3	63 A	Arkansas	0 3	131 H	Sam Houston St.	0 3
						70 A	Texas St.	1 3	159 H	Stephen F. Austin	2 3
						76 H	UTSA	0 3	187 A	Central Ark.	2 3
						81 N	UAB	1 3	187 H	Central Ark.	3 1
						88 H	Oral Roberts	2 3	191 N	Drake	2 3
									200 A	Texas-Arlington	2 3
									217 A	A&M-Corpus Christi	2 3
									234 A	Nicholls St.	0 3
									234 H	Nicholls St.	2 3
									238 A	Lamar	3 2
									238 H	Lamar	1 3
									242 A	Northwestern St.	1 3
									242 H	Northwestern St.	3 1
									256 A	La.-Monroe	2 3
									256 H	La.-Monroe	3 1
									268 A	Louisiana Tech	3 1
									280 N	Tex.-Pan American	3 0
									297 H	Prairie View	3 1
									311 A	Southeastern La.	3 0
									311 H	Southeastern La.	3 0
									314 A	Grambling	3 0
LAST 10 GAMES											
			131 H	Sam Houston St.	0 3	234 A	Nicholls St.	0 3			
			159 H	Stephen F. Austin	2 3	217 A	A&M-Corpus Christi	2 3			
			242 H	Northwestern St.	3 1	238 A	Lamar	3 2			
			187 H	Central Ark.	3 1	242 A	Northwestern St.	1 3			
			311 A	Southeastern La.	3 0	187 A	Central Ark.	2 3			

Non-Div. I Games:

McNeese St.

Average RPI Win: 257		WON-LOST RECORD		WINNING PCT. RANK		LAST 10 GAMES		STRENGTH OF SCHEDULE		OPP. STRENGTH OF SCHEDULE		TEAM RPI		ADJ RPI		CONF. RPI		ADJ CONF. RPI	
Average RPI Loss: 154																			
DIV. I ONLY		5- 21		.19231 302		3- 7		142		234		271		.38711 266		19		19	
DIV. I NON-CONF.		2- 10		.16667 295		0- 1		158		240		272		.39651 266		21		20	
TOTALS		RPI 1-25		RPI 26-50		W-L RECORDS		RPI 51-100		RPI 101-150		RPI 150+							
5- 21		0- 0		0- 1		OVERALL		0- 3		0- 5		5- 12							
2- 8		0- 0		0- 0		HOME		0- 1		0- 2		2- 5							
2- 10		0- 0		0- 0		AWAY		0- 2		0- 1		2- 7							
1- 3		0- 0		0- 1		NEUTRAL		0- 0		0- 2		1- 0							
2- 10		0- 0		0- 1		NON-CONFERENCE		0- 1		0- 5		2- 3							
0- 3		0- 0		0- 0		HOME		0- 0		0- 2		0- 1							
1- 4		0- 0		0- 0		AWAY		0- 1		0- 1		1- 2							
1- 3		0- 0		0- 1		NEUTRAL		0- 0		0- 2		1- 0							
3- 11		0- 0		0- 0		CONFERENCE		0- 2		0- 0		3- 9							
2- 5		0- 0		0- 0		HOME		0- 1		0- 0		2- 4							
1- 6		0- 0		0- 0		AWAY		0- 1		0- 0		1- 5							
0- 0		0- 0		0- 0		NEUTRAL		0- 0		0- 0		0- 0							
RPI S	Opponent	Score		RPI S	Opponent	Score		RPI S	Opponent	Score		RPI S	Opponent	Score					
				37 N	Dayton	0	3	90 A	Yale	0	3	105 H	UTEP	0	3				
								90 H	Yale	0	3	106 N	Syracuse	1	3				
								94 A	American	1	3	118 N	George Washington	0	3				
												142 A	VCU	1	3				
												147 H	Niagara	0	3				
												157 A	Princeton	0	3				
												157 H	Princeton	1	3				
												161 A	Dartmouth	0	3				
												161 H	Dartmouth	2	3				
												163 A	Columbia	0	3				
												163 H	Columbia	2	3				
												190 A	Harvard	3	1				
												190 H	Harvard	3	2				
												202 A	Colgate	1	3				
												210 A	Penn	0	3				
												210 H	Penn	1	3				
												213 A	Buffalo	1	3				
												250 H	Binghamton	1	3				
												267 A	Brown	2	3				
												267 H	Brown	3	1				
												312 A	Delaware St.	3	0				
												324 N	N.C. A&T	3	0				
				LAST 10 GAMES															
				210 A	Penn	0	3	267 H	Brown	3	1								
				157 A	Princeton	0	3	163 A	Columbia	0	3								
				190 H	Harvard	3	2	161 A	Dartmouth	0	3								
				161 H	Dartmouth	2	3	190 A	Harvard	3	1								
				90 H	Yale	0	3	202 A	Colgate	1	3								

Non-Div. I Games:

Cornell

Average RPI Win: 264		WON-LOST	WINNING	LAST 10	STRENGTH OF		OPP. STRENGTH	TEAM	ADJ	CONF.	ADJ CONF.
Average RPI Loss: 171		RECORD	PCT. RANK	GAMES	SCHEDULE		OF SCHEDULE	RPI	RPI	RPI	RPI
DIV. I ONLY		6- 19	.24 288	1- 9	173		254	269	.37756 267	19	19
DIV. I NON-CONF.		4- 7	.36364 236	0- 0	195		284	243	.41794 250	21	20
TOTALS		RPI 1-25	RPI 26-50	W-L RECORDS	RPI 51-100		RPI 101-150		RPI 150+		
6- 19	0- 0		0- 0	OVERALL	0- 4		0- 0		6- 15		
3- 7	0- 0		0- 0	HOME	0- 1		0- 0		3- 6		
2- 9	0- 0		0- 0	AWAY	0- 2		0- 0		2- 7		
1- 3	0- 0		0- 0	NEUTRAL	0- 1		0- 0		1- 2		
4- 7	0- 0		0- 0	NON-CONFERENCE	0- 2		0- 0		4- 5		
2- 1	0- 0		0- 0	HOME	0- 0		0- 0		2- 1		
1- 3	0- 0		0- 0	AWAY	0- 1		0- 0		1- 2		
1- 3	0- 0		0- 0	NEUTRAL	0- 1		0- 0		1- 2		
2- 12	0- 0		0- 0	CONFERENCE	0- 2		0- 0		2- 10		
1- 6	0- 0		0- 0	HOME	0- 1		0- 0		1- 5		
1- 6	0- 0		0- 0	AWAY	0- 1		0- 0		1- 5		
0- 0	0- 0		0- 0	NEUTRAL	0- 0		0- 0		0- 0		
RPI S	Opponent	Score	RPI S	Opponent	Score	RPI S	Opponent	Score	RPI S	Opponent	Score
						74 N	Northeastern	0 3	157 A	Princeton	0 3
						77 A	Sacred Heart	0 3	157 H	Princeton	1 3
						90 A	Yale	0 3	161 A	Dartmouth	0 3
						90 H	Yale	0 3	161 H	Dartmouth	0 3
									163 A	Columbia	0 3
									163 H	Columbia	1 3
									190 A	Harvard	1 3
									190 H	Harvard	1 3
									195 H	Md.-East. Shore	2 3
									206 A	Rhode Island	1 3
									210 A	Penn	3 2
									210 H	Penn	1 3
									213 N	Buffalo	1 3
									235 N	Rutgers	2 3
									248 A	St. John's (NY)	2 3
									260 H	Bryant	3 0
									266 A	Cornell	1 3
									266 H	Cornell	3 2
									270 N	Hartford	3 1
									273 H	Fordham	3 1
									306 A	Providence	3 1
			LAST 10 GAMES								
			190 A	Harvard	1 3	266 A	Cornell	1 3			
			161 A	Dartmouth	0 3	90 H	Yale	0 3			
			210 H	Penn	1 3	157 A	Princeton	0 3			
			157 H	Princeton	1 3	210 A	Penn	3 2			
			163 A	Columbia	0 3	161 H	Dartmouth	0 3			

Non-Div. I Games:

Brown

Average RPI Win: 272		WON-LOST RECORD		WINNING PCT. RANK		LAST 10 GAMES		STRENGTH OF SCHEDULE		OPP. STRENGTH OF SCHEDULE		TEAM RPI		ADJ RPI		CONF. RPI		ADJ CONF. RPI	
DIV. I ONLY		10- 22		.3125 263		1- 9		261		217		273		.37616 268		13		13	
DIV. I NON-CONF.		10- 8		.55556 145		1- 1		292		302		230		.42856 238		13		13	
TOTALS		RPI 1-25		RPI 26-50		W-L RECORDS		RPI 51-100		RPI 101-150		RPI 150+							
10- 22		0- 2		0- 0		OVERALL		0- 5		1- 4		9- 11							
3- 10		0- 1		0- 0		HOME		0- 2		0- 2		3- 5							
3- 9		0- 1		0- 0		AWAY		0- 2		1- 2		2- 4							
4- 3		0- 0		0- 0		NEUTRAL		0- 1		0- 0		4- 2							
10- 8		0- 0		0- 0		NON-CONFERENCE		0- 1		1- 2		9- 5							
3- 3		0- 0		0- 0		HOME		0- 0		0- 1		3- 2							
3- 2		0- 0		0- 0		AWAY		0- 0		1- 1		2- 1							
4- 3		0- 0		0- 0		NEUTRAL		0- 1		0- 0		4- 2							
0- 14		0- 2		0- 0		CONFERENCE		0- 4		0- 2		0- 6							
0- 7		0- 1		0- 0		HOME		0- 2		0- 1		0- 3							
0- 7		0- 1		0- 0		AWAY		0- 2		0- 1		0- 3							
0- 0		0- 0		0- 0		NEUTRAL		0- 0		0- 0		0- 0							
RPI S	Opponent	Score		RPI S	Opponent	Score		RPI S	Opponent	Score		RPI S	Opponent	Score					
7 A	Hawaii	0	3					62 A	New Mexico St.	0	3	101 H	Texas Tech	0	3				
7 H	Hawaii	0	3					62 H	New Mexico St.	0	3	107 A	Houston Baptist	3	2				
								64 N	Samford	0	3	131 A	Sam Houston St.	0	3				
								100 A	Idaho	0	3	142 A	Fresno St.	0	3				
								100 H	Idaho	0	3	142 H	Fresno St.	0	3				
												154 N	Southern Miss.	0	3				
												170 A	San Jose St.	1	3				
												170 H	San Jose St.	0	3				
												172 A	Utah St.	0	3				
												172 H	Utah St.	1	3				
												211 A	South Ala.	3	1				
												215 A	Jackson St.	2	3				
												235 N	Rutgers	3	2				
												242 H	Northwestern St.	0	3				
												261 A	Nevada	0	3				
												261 H	Nevada	0	3				
												265 H	McNeese St.	1	3				
												280 N	Tex.-Pan American	0	3				
												284 N	Alabama A&M	3	1				
												311 H	Southeastern La.	3	1				
												311 N	Southeastern La.	3	1				
												311 N	Southeastern La.	3	2				
												314 A	Grambling	3	0				
												314 H	Grambling	3	0				
												319 H	Ark.-Pine Bluff	3	0				
LAST 10 GAMES																			
				319 H	Ark.-Pine Bluff	3	0	172 A	Utah St.	0	3								
				170 A	San Jose St.	1	3	100 A	Idaho	0	3								
				7 A	Hawaii	0	3	62 H	New Mexico St.	0	3								
				142 H	Fresno St.	0	3	242 H	Northwestern St.	0	3								
				261 H	Nevada	0	3	7 H	Hawaii	0	3								

Non-Div. I Games:

Louisiana Tech

Average RPI Win:	280	WON-LOST	WINNING	LAST 10	STRENGTH OF	OPP. STRENGTH	TEAM	ADJ	CONF.	ADJ CONF.			
Average RPI Loss:	220	RECORD	PCT. RANK	GAMES	SCHEDULE	OF SCHEDULE	RPI	RPI	RPI	RPI			
DIV. I ONLY	12- 14	.46154	184	3- 7	304	302	268	.37578	269	30	30		
DIV. I NON-CONF.	3- 5	.375	230	0- 0	309	300	292	.36876	289	30	30		
<hr/>													
TOTALS	RPI 1-25	RPI 26-50		W-L RECORDS		RPI 51-100		RPI 101-150		RPI 150+			
12- 14	0- 0	0- 0		OVERALL		0- 0		0- 2		12- 12			
5- 4	0- 0	0- 0		HOME		0- 0		0- 1		5- 3			
6- 6	0- 0	0- 0		AWAY		0- 0		0- 1		6- 5			
1- 4	0- 0	0- 0		NEUTRAL		0- 0		0- 0		1- 4			
<hr/>													
3- 5	0- 0	0- 0		NON-CONFERENCE		0- 0		0- 0		3- 5			
0- 0	0- 0	0- 0		HOME		0- 0		0- 0		0- 0			
2- 1	0- 0	0- 0		AWAY		0- 0		0- 0		2- 1			
1- 4	0- 0	0- 0		NEUTRAL		0- 0		0- 0		1- 4			
<hr/>													
9- 9	0- 0	0- 0		CONFERENCE		0- 0		0- 2		9- 7			
5- 4	0- 0	0- 0		HOME		0- 0		0- 1		5- 3			
4- 5	0- 0	0- 0		AWAY		0- 0		0- 1		4- 4			
0- 0	0- 0	0- 0		NEUTRAL		0- 0		0- 0		0- 0			
<hr/>													
RPI S	Opponent	Score	RPI S	Opponent	Score	RPI S	Opponent	Score	RPI S	Opponent	Score		
						147 A Niagara			2	3			
						147 H Niagara			0	3			
						165 A Fairfield			2	3			
						165 H Fairfield			0	3			
						206 N Rhode Island			1	3			
						214 N Kent St.			3	1			
						218 N Bradley			1	3			
						224 A Stony Brook			1	3			
						232 A Marist			0	3			
						232 H Marist			0	3			
						243 A Siena			3	0			
						243 H Siena			0	3			
						246 A Manhattan			2	3			
						246 H Manhattan			3	0			
						248 N St. John's (NY)			1	3			
						259 A Canisius			3	0			
						259 H Canisius			3	1			
						277 A Coastal Caro.			3	1			
						292 A Loyola Maryland			3	0			
						292 H Loyola Maryland			3	1			
293 N Gardner-Webb			0	3									
309 A Navy			3	0									
320 A Rider			0	3									
320 H Rider			3	2									
325 A Saint Peter's			3	0									
325 H Saint Peter's			3	0									
<hr/>													
LAST 10 GAMES													
165 H Fairfield			0	3	243 H Siena			0	3	320 A Rider		0	3
246 A Manhattan			2	3	147 A Niagara			2	3	320 H Rider		3	2
325 A Saint Peter's			3	0	259 A Canisius			3	0	325 A Saint Peter's		3	0
292 A Loyola Maryland			3	0	232 H Marist			0	3	325 H Saint Peter's		3	0
320 A Rider			0	3	165 A Fairfield			2	3				

Non-Div. I Games:

Iona

Average RPI Win: 275		WON-LOST	WINNING	LAST 10	STRENGTH OF		OPP. STRENGTH	TEAM	ADJ	CONF.	ADJ CONF.
Average RPI Loss: 199		RECORD	PCT. RANK	GAMES	SCHEDULE		OF SCHEDULE	RPI	RPI	RPI	RPI
DIV. I ONLY		12- 18	.4	215	279		282	266	.37398	270	25
DIV. I NON-CONF.		9- 9	.5	164	282		301	240	.41654	251	26
TOTALS		RPI 1-25	RPI 26-50		W-L RECORDS		RPI 51-100		RPI 101-150		RPI 150+
12- 18	0- 0	0- 0		OVERALL		0- 4		0- 0		12- 14	
7- 5	0- 0	0- 0		HOME		0- 1		0- 0		7- 4	
2- 10	0- 0	0- 0		AWAY		0- 3		0- 0		2- 7	
3- 3	0- 0	0- 0		NEUTRAL		0- 0		0- 0		3- 3	
9- 9	0- 0	0- 0		NON-CONFERENCE		0- 2		0- 0		9- 7	
4- 2	0- 0	0- 0		HOME		0- 0		0- 0		4- 2	
2- 4	0- 0	0- 0		AWAY		0- 2		0- 0		2- 2	
3- 3	0- 0	0- 0		NEUTRAL		0- 0		0- 0		3- 3	
3- 9	0- 0	0- 0		CONFERENCE		0- 2		0- 0		3- 7	
3- 3	0- 0	0- 0		HOME		0- 1		0- 0		3- 2	
0- 6	0- 0	0- 0		AWAY		0- 1		0- 0		0- 5	
0- 0	0- 0	0- 0		NEUTRAL		0- 0		0- 0		0- 0	
RPI S	Opponent	Score	RPI S	Opponent	Score	RPI S	Opponent	Score	RPI S	Opponent	Score
						77 A	Sacred Heart	0 3	157 N	Princeton	2 3
						83 A	Albany (NY)	0 3	185 A	Connecticut	0 3
						83 H	Albany (NY)	0 3	186 A	Central Conn. St.	2 3
						93 A	Army	0 3	207 A	UMBC	1 3
									207 H	UMBC	3 2
									212 N	UMKC	3 0
									224 A	Stony Brook	1 3
									224 H	Stony Brook	2 3
									232 H	Marist	2 3
									235 N	Rutgers	2 3
									236 A	New Hampshire	2 3
									236 H	New Hampshire	2 3
									250 A	Binghamton	2 3
									250 H	Binghamton	3 2
									260 A	Bryant	3 2
									260 N	Bryant	3 2
									267 N	Brown	1 3
									278 H	Holy Cross	3 0
									296 N	Saint Francis (PA)	3 0
									303 A	Lafayette	3 0
									304 H	Quinnipiac	3 0
									306 A	Providence	2 3
									306 H	Providence	3 0
									308 H	La Salle	3 0
									309 H	Navy	2 3
									312 H	Delaware St.	3 0
LAST 10 GAMES											
			83 A	Albany (NY)	0 3	186 A	Central Conn. St.	2 3			
			250 A	Binghamton	2 3	236 A	New Hampshire	2 3			
			207 A	UMBC	1 3	250 H	Binghamton	3 2			
			224 A	Stony Brook	1 3	83 H	Albany (NY)	0 3			
			306 H	Providence	3 0	224 H	Stony Brook	2 3			

Non-Div. I Games:

Hartford





Average RPI Win: 286		WON-LOST RECORD		WINNING PCT. RANK		LAST 10 GAMES		STRENGTH OF SCHEDULE		OPP. STRENGTH OF SCHEDULE		TEAM RPI		ADJ RPI		CONF. RPI		ADJ CONF. RPI	
DIV. I ONLY		13- 19		.40625 212		1- 9		303		283		280		.37064 272		18		18	
DIV. I NON-CONF.		10- 6		.625 106		0- 1		326		324		282		.3749 282		20		21	
TOTALS		RPI 1-25		RPI 26-50		W-L RECORDS		RPI 51-100		RPI 101-150		RPI 150+							
13- 19		0- 0		0- 0		OVERALL		0- 6		0- 2		13- 11							
4- 5		0- 0		0- 0		HOME		0- 2		0- 0		4- 3							
4- 10		0- 0		0- 0		AWAY		0- 4		0- 1		4- 5							
5- 4		0- 0		0- 0		NEUTRAL		0- 0		0- 1		5- 3							
10- 6		0- 0		0- 0		NON-CONFERENCE		0- 0		0- 0		10- 6							
1- 1		0- 0		0- 0		HOME		0- 0		0- 0		1- 1							
4- 2		0- 0		0- 0		AWAY		0- 0		0- 0		4- 2							
5- 3		0- 0		0- 0		NEUTRAL		0- 0		0- 0		5- 3							
3- 13		0- 0		0- 0		CONFERENCE		0- 6		0- 2		3- 5							
3- 4		0- 0		0- 0		HOME		0- 2		0- 0		3- 2							
0- 8		0- 0		0- 0		AWAY		0- 4		0- 1		0- 3							
0- 1		0- 0		0- 0		NEUTRAL		0- 0		0- 1		0- 0							
RPI	S	Opponent	Score	RPI	S	Opponent	Score	RPI	S	Opponent	Score	RPI	S	Opponent	Score				
								64	A	Samford	0 3	133	A	Ga. Southern	1 3				
								65	A	Furman	0 3	133	N	Ga. Southern	0 3				
								65	H	Furman	0 3	177	H	Elon	0 3				
								71	A	Col. of Charleston	0 3	196	A	Davidson	2 3				
								71	H	Col. of Charleston	0 3	196	H	Davidson	3 1				
								97	A	Appalachian St.	0 3	197	A	East Tenn. St.	2 3				
												214	N	Kent St.	3 0				
												222	A	Western Caro.	2 3				
												240	H	UNC Greensboro	1 3				
												257	N	Western Ill.	0 3				
												276	A	SIU Edwardsville	3 1				
												279	H	Chattanooga	3 0				
												282	A	Citadel	1 3				
												282	H	Citadel	3 0				
												285	A	S.C. Upstate	3 0				
												288	A	South Carolina St.	1 3				
												293	H	Gardner-Webb	1 3				
												293	N	Gardner-Webb	0 3				
												294	A	Stetson	3 1				
												305	A	Charleston So.	3 0				
												305	N	Charleston So.	3 1				
												310	N	Alabama St.	3 0				
												313	N	Bethune-Cookman	1 3				
												319	N	Ark.-Pine Bluff	3 0				
												324	H	N.C. A&T	3 0				
												327	N	Savannah St.	3 0				
LAST 10 GAMES				LAST 10 GAMES				LAST 10 GAMES				LAST 10 GAMES							
								196	H	Davidson	3 1	64	A	Samford	0 3				
								133	N	Ga. Southern	0 3	293	H	Gardner-Webb	1 3				
								71	A	Col. of Charleston	0 3	240	H	UNC Greensboro	1 3				
								282	A	Citadel	1 3	177	H	Elon	0 3				
								65	H	Furman	0 3	97	A	Appalachian St.	0 3				

Non-Div. I Games: Converse 3 0

Wofford

Average RPI Win: 234		WON-LOST	WINNING	LAST 10	STRENGTH OF		OPP. STRENGTH	TEAM	ADJ	CONF.	ADJ CONF.
Average RPI Loss: 162		RECORD	PCT. RANK	GAMES	SCHEDULE		OF SCHEDULE	RPI	RPI	RPI	RPI
DIV. I ONLY		7- 23	.23333	290	2- 8		199	211	276	.37001	273
DIV. I NON-CONF.		3- 12	.2	285	0- 0		246	263	299	.34127	301
TOTALS		RPI 1-25	RPI 26-50		W-L RECORDS		RPI 51-100		RPI 101-150		RPI 150+
7- 23	0- 0	0- 2		OVERALL		1- 4		0- 4		6- 13	
2- 11	0- 0	0- 1		HOME		0- 4		0- 2		2- 4	
3- 9	0- 0	0- 1		AWAY		1- 0		0- 2		2- 6	
2- 3	0- 0	0- 0		NEUTRAL		0- 0		0- 0		2- 3	
3- 12	0- 0	0- 0		NON-CONFERENCE		0- 2		0- 0		3- 10	
1- 4	0- 0	0- 0		HOME		0- 2		0- 0		1- 2	
0- 5	0- 0	0- 0		AWAY		0- 0		0- 0		0- 5	
2- 3	0- 0	0- 0		NEUTRAL		0- 0		0- 0		2- 3	
4- 11	0- 0	0- 2		CONFERENCE		1- 2		0- 4		3- 3	
1- 7	0- 0	0- 1		HOME		0- 2		0- 2		1- 2	
3- 4	0- 0	0- 1		AWAY		1- 0		0- 2		2- 1	
0- 0	0- 0	0- 0		NEUTRAL		0- 0		0- 0		0- 0	
RPI S	Opponent	Score	RPI S	Opponent	Score	RPI S	Opponent	Score	RPI S	Opponent	Score
			37 A Dayton	0	3	79 H Xavier	0	3	118 A George Washington	0	3
			37 H Dayton	0	3	80 A Saint Louis	3	2	118 H George Washington	2	3
						80 H Saint Louis	1	3	134 A Duquesne	1	3
						83 H Albany (NY)	0	3	134 H Duquesne	2	3
						95 H Seton Hall	1	3	158 A Charlotte	1	3
									158 H Charlotte	2	3
									161 N Dartmouth	0	3
									171 H Colorado	0	3
									185 A Connecticut	1	3
									195 N Md.-East. Shore	3	1
									206 H Rhode Island	1	3
									224 A Stony Brook	2	3
									235 A Rutgers	1	3
									243 H Siena	3	1
									245 A Temple	3	1
									245 H Temple	3	1
									246 N Manhattan	0	3
									248 H St. John's (NY)	1	3
									260 N Bryant	0	3
									267 A Brown	1	3
									289 A Bucknell	2	3
									308 A La Salle	3	0
									320 N Rider	3	2
LAST 10 GAMES			118 H George Washington	2	3	80 A Saint Louis	3	2			
			158 H Charlotte	2	3	37 H Dayton	0	3			
			37 A Dayton	0	3	79 H Xavier	0	3			
			245 H Temple	3	1	158 A Charlotte	1	3			
			134 A Duquesne	1	3	118 A George Washington	0	3			

Non-Div. I Games:

Fordham

Average RPI Win: 249		WON-LOST	WINNING	LAST 10	STRENGTH OF		OPP. STRENGTH	TEAM	ADJ	CONF.	ADJ CONF.
Average RPI Loss: 194		RECORD	PCT. RANK	GAMES	SCHEDULE		OF SCHEDULE	RPI	RPI	RPI	RPI
DIV. I ONLY		11- 20	.35484	241	5- 5		278	243	274	.36907	274
DIV. I NON-CONF.		3- 8	.27273	267	1- 0		256	176	278	.39692	264
TOTALS		RPI 1-25	RPI 26-50		W-L RECORDS		RPI 51-100		RPI 101-150		RPI 150+
11- 20	0- 0	0- 2		OVERALL		1- 1		0- 4		10- 13	
5- 6	0- 0	0- 0		HOME		0- 1		0- 0		5- 5	
4- 9	0- 0	0- 1		AWAY		1- 0		0- 1		3- 7	
2- 5	0- 0	0- 1		NEUTRAL		0- 0		0- 3		2- 1	
3- 8	0- 0	0- 2		NON-CONFERENCE		0- 0		0- 4		3- 2	
1- 0	0- 0	0- 0		HOME		0- 0		0- 0		1- 0	
0- 3	0- 0	0- 1		AWAY		0- 0		0- 1		0- 1	
2- 5	0- 0	0- 1		NEUTRAL		0- 0		0- 3		2- 1	
8- 12	0- 0	0- 0		CONFERENCE		1- 1		0- 0		7- 11	
4- 6	0- 0	0- 0		HOME		0- 1		0- 0		4- 5	
4- 6	0- 0	0- 0		AWAY		1- 0		0- 0		3- 6	
0- 0	0- 0	0- 0		NEUTRAL		0- 0		0- 0		0- 0	
RPI S	Opponent	Score	RPI S	Opponent	Score	RPI S	Opponent	Score	RPI S	Opponent	Score
			38 A	Louisville	0 3	86 A	Morehead St.	3 0	104 N	Ole Miss	2 3
			46 N	Wichita St.	0 3	86 H	Morehead St.	0 3	137 A	Indiana	0 3
									141 N	Miami (OH)	1 3
									147 N	Niagara	1 3
									184 A	Tennessee St.	0 3
									184 H	Tennessee St.	3 0
									199 N	Gonzaga	2 3
									203 A	UT Martin	0 3
									203 H	UT Martin	3 1
									204 A	Indiana St.	0 3
									233 H	Ill.-Chicago	3 1
									252 A	Eastern Ky.	2 3
									252 H	Eastern Ky.	1 3
									258 A	Austin Peay	3 1
									258 H	Austin Peay	0 3
									262 A	Southeast Mo. St.	1 3
									262 H	Southeast Mo. St.	0 3
									263 A	Jacksonville St.	3 2
									263 H	Jacksonville St.	2 3
									276 A	SIU Edwardsville	0 3
									276 H	SIU Edwardsville	3 2
									287 A	Murray St.	2 3
									287 H	Murray St.	1 3
									298 A	Tennessee Tech	3 0
									298 H	Tennessee Tech	3 0
									317 N	Chicago St.	3 0
									321 N	Coppin St.	3 1
LAST 10 GAMES			203 H	UT Martin	3 1	86 A	Morehead St.	3 0			
			263 H	Jacksonville St.	2 3	276 A	SIU Edwardsville	0 3			
			298 H	Tennessee Tech	3 0	258 H	Austin Peay	0 3			
			287 A	Murray St.	2 3	184 H	Tennessee St.	3 0			
			252 A	Eastern Ky.	2 3	233 H	Ill.-Chicago	3 1			

Non-Div. I Games:

Eastern Ill.

Average RPI Win:		262	WON-LOST RECORD		WINNING PCT. RANK		LAST 10 GAMES		STRENGTH OF SCHEDULE		OPP. STRENGTH OF SCHEDULE		TEAM RPI		ADJ RPI		CONF. RPI		ADJ CONF. RPI	
DIV. I ONLY			2- 26		.07143 321		0- 10		148		132		288		.36883 275		12		12	
DIV. I NON-CONF.			2- 7		.22222 282		0- 0		225		174		279		.3891 271		10		10	
TOTALS		RPI 1-25		RPI 26-50		W-L RECORDS		RPI 51-100		RPI 101-150		RPI 150+								
2- 26		0- 1		0- 1		OVERALL		0- 9		0- 4		2- 11								
1- 9		0- 1		0- 0		HOME		0- 4		0- 1		1- 3								
1- 11		0- 0		0- 0		AWAY		0- 4		0- 2		1- 5								
0- 6		0- 0		0- 1		NEUTRAL		0- 1		0- 1		0- 3								
2- 7		0- 0		0- 1		NON-CONFERENCE		0- 1		0- 1		2- 4								
1- 0		0- 0		0- 0		HOME		0- 0		0- 0		1- 0								
1- 1		0- 0		0- 0		AWAY		0- 0		0- 0		1- 1								
0- 6		0- 0		0- 1		NEUTRAL		0- 1		0- 1		0- 3								
0- 19		0- 1		0- 0		CONFERENCE		0- 8		0- 3		0- 7								
0- 9		0- 1		0- 0		HOME		0- 4		0- 1		0- 3								
0- 10		0- 0		0- 0		AWAY		0- 4		0- 2		0- 4								
0- 0		0- 0		0- 0		NEUTRAL		0- 0		0- 0		0- 0								
RPI	S	Opponent		Score	RPI	S	Opponent		Score	RPI	S	Opponent		Score	RPI	S	Opponent		Score	
22	H	Tulsa		0 3	34	N	California		0 3	60	A	Rice		0 3	105	A	UTEP		0 3	
										60	A	Rice		0 3	105	H	UTEP		0 3	
										67	H	Houston		0 3	108	N	North Carolina St.		0 3	
										67	H	Houston		1 3	113	A	SMU		0 3	
										78	N	Central Mich.		1 3	151	N	Long Island		1 3	
										81	A	UAB		0 3	153	A	Memphis		0 3	
										81	H	UAB		0 3	153	H	Memphis		0 3	
										84	A	UCF		1 3	154	A	Southern Miss.		0 3	
										84	H	UCF		0 3	154	H	Southern Miss.		0 3	
															174	A	Virginia		0 3	
															194	A	Marshall		1 3	
															220	N	George Mason		0 3	
															221	A	Tulane		0 3	
															221	H	Tulane		2 3	
															231	A	UNC Wilmington		3 1	
															293	H	Gardner-Webb		3 1	
															305	N	Charleston So.		2 3	
LAST 10 GAMES																				
153	H	Memphis		0 3	60	A	Rice		0 3											
81	H	UAB		0 3	154	H	Southern Miss.		0 3											
84	A	UCF		1 3	221	H	Tulane		2 3											
105	A	UTEP		0 3	22	H	Tulsa		0 3											
60	A	Rice		0 3	113	A	SMU		0 3											

Non-Div. I Games:

East Carolina

Average RPI Win:	270	WON-LOST RECORD	WINNING PCT. RANK	LAST 10 GAMES	STRENGTH OF SCHEDULE	OPP. STRENGTH OF SCHEDULE	TEAM RPI	ADJ RPI	CONF. RPI	ADJ CONF. RPI	
DIV. I ONLY	13- 19	.40625	212	6- 4	292	278	270	.36761	276	26	27
DIV. I NON-CONF.	5- 7	.41667	210	0- 0	285	299	263	.39883	263	25	25
<hr/>											
TOTALS	RPI 1-25	RPI 26-50		W-L RECORDS	RPI 51-100		RPI 101-150		RPI 150+		
13- 19	0- 0	0- 1		OVERALL	0- 2		0- 2		13- 14		
7- 7	0- 0	0- 0		HOME	0- 1		0- 0		7- 6		
4- 10	0- 0	0- 0		AWAY	0- 1		0- 2		4- 6		
2- 2	0- 0	0- 1		NEUTRAL	0- 0		0- 0		2- 1		
<hr/>											
5- 7	0- 0	0- 1		NON-CONFERENCE	0- 0		0- 2		5- 4		
2- 2	0- 0	0- 0		HOME	0- 0		0- 0		2- 2		
1- 3	0- 0	0- 0		AWAY	0- 0		0- 2		1- 1		
2- 2	0- 0	0- 1		NEUTRAL	0- 0		0- 0		2- 1		
<hr/>											
8- 12	0- 0	0- 0		CONFERENCE	0- 2		0- 0		8- 10		
5- 5	0- 0	0- 0		HOME	0- 1		0- 0		5- 4		
3- 7	0- 0	0- 0		AWAY	0- 1		0- 0		3- 6		
0- 0	0- 0	0- 0		NEUTRAL	0- 0		0- 0		0- 0		
<hr/>											
RPI S	Opponent	Score	RPI S	Opponent	Score	RPI S	Opponent	Score	RPI S	Opponent	Score
			29 N	Michigan St.	0 3	86 A	Morehead St.	0 3	121 A	Illinois St.	1 3
						86 H	Morehead St.	0 3	136 A	Bowling Green	1 3
									184 A	Tennessee St.	2 3
									184 H	Tennessee St.	1 3
									203 A	UT Martin	1 3
									203 H	UT Martin	1 3
									204 A	Indiana St.	3 1
									214 H	Kent St.	2 3
									227 A	Southern Ill.	2 3
									252 A	Eastern Ky.	0 3
									252 H	Eastern Ky.	1 3
									257 H	Western Ill.	3 2
									257 N	Western Ill.	1 3
									258 A	Austin Peay	3 2
									258 H	Austin Peay	3 2
									259 N	Canisius	3 1
									262 A	Southeast Mo. St.	3 1
									262 H	Southeast Mo. St.	3 0
									263 A	Jacksonville St.	3 2
									263 H	Jacksonville St.	3 2
									272 H	Wofford	1 3
									274 A	Eastern Ill.	2 3
									274 H	Eastern Ill.	3 0
									287 A	Murray St.	1 3
									287 H	Murray St.	1 3
									298 A	Tennessee Tech	2 3
									298 H	Tennessee Tech	3 0
<hr/>											
			LAST 10 GAMES								
			203 H	UT Martin	1 3	252 A	Eastern Ky.	0 3	274 H	Eastern Ill.	3 0
			262 A	Southeast Mo. St.	3 1	274 H	Eastern Ill.	3 0	287 A	Murray St.	1 3
			298 H	Tennessee Tech	3 0	184 H	Tennessee St.	1 3	287 H	Murray St.	1 3
			263 H	Jacksonville St.	3 2	258 H	Austin Peay	3 2	298 A	Tennessee Tech	2 3
			86 A	Morehead St.	0 3	263 A	Jacksonville St.	3 2	298 H	Tennessee Tech	3 0

Non-Div. I Games:

SIU Edwardsville

RPI	S	Opponent	Score	
319	H	Ark.-Pine Bluff	3	0
327	N	Savannah St.	3	0

SIU Edwardsville

SIU Edwardsville

SIU Edwardsville

[illegible]

**Non-Div. I Games:**

Coastal Caro.



RPI	S	Opponent	Score	
302	N	Norfolk St.	3	0
305	A	Charleston So.	3	1
305	H	Charleston So.	3	0
324	N	N.C. A&T	3	0
324	N	N.C. A&T	3	0

Coastal Caro.

C  
o  
a  
s  
t  
a  
l  
C  
a  
r  
o  
.

C  
o  
a  
s  
t  
a  
l  
C  
a  
r  
o  
.

[illegible]

**Non-Div. I Games:**

Holy Cross

Chattanooga

Through Games Of November 20, 2011

Average RPI Win: 245		WON-LOST	WINNING	LAST 10	STRENGTH OF		OPP. STRENGTH	TEAM	ADJ	CONF.	ADJ CONF.
Average RPI Loss: 165		RECORD	PCT. RANK	GAMES	SCHEDULE		OF SCHEDULE	RPI	RPI	RPI	RPI
DIV. I ONLY		5- 26	.16129	311	1- 9		126	229	275	.36455	279
DIV. I NON-CONF.		2- 13	.13333	300	0- 1		174	251	289	.36146	294
TOTALS		RPI 1-25	RPI 26-50		W-L RECORDS		RPI 51-100		RPI 101-150		RPI 150+
5- 26	0- 0	0- 0		OVERALL		0- 8		0- 3		5- 15	
3- 10	0- 0	0- 0		HOME		0- 4		0- 1		3- 5	
1- 12	0- 0	0- 0		AWAY		0- 3		0- 1		1- 8	
1- 4	0- 0	0- 0		NEUTRAL		0- 1		0- 1		1- 2	
2- 13	0- 0	0- 0		NON-CONFERENCE		0- 2		0- 2		2- 9	
0- 5	0- 0	0- 0		HOME		0- 0		0- 1		0- 4	
1- 4	0- 0	0- 0		AWAY		0- 1		0- 0		1- 3	
1- 4	0- 0	0- 0		NEUTRAL		0- 1		0- 1		1- 2	
3- 13	0- 0	0- 0		CONFERENCE		0- 6		0- 1		3- 6	
3- 5	0- 0	0- 0		HOME		0- 4		0- 0		3- 1	
0- 8	0- 0	0- 0		AWAY		0- 2		0- 1		0- 5	
0- 0	0- 0	0- 0		NEUTRAL		0- 0		0- 0		0- 0	
RPI S	Opponent	Score	RPI S	Opponent	Score	RPI S	Opponent	Score	RPI S	Opponent	Score
						64 A	Samford	0 3	120 H	Belmont	0 3
						64 H	Samford	1 3	133 A	Ga. Southern	0 3
						65 H	Furman	0 3	148 N	Winthrop	2 3
						66 A	Virginia Tech	1 3	154 A	Southern Miss.	0 3
						71 H	Col. of Charleston	1 3	176 A	Kennesaw St.	1 3
						88 N	Oral Roberts	0 3	177 A	Elon	0 3
						97 A	Appalachian St.	0 3	177 H	Elon	3 1
						97 H	Appalachian St.	1 3	185 N	Connecticut	0 3
									196 A	Davidson	0 3
									197 H	East Tenn. St.	0 3
									205 H	UNC Asheville	1 3
									215 N	Jackson St.	2 3
									222 A	Western Caro.	1 3
									222 H	Western Caro.	2 3
									240 A	UNC Greensboro	0 3
									240 H	UNC Greensboro	3 2
									242 N	Northwestern St.	3 1
									264 A	Mercer	1 3
									264 H	Mercer	0 3
									272 A	Wofford	0 3
									282 H	Citadel	3 0
									284 A	Alabama A&M	3 0
									298 H	Tennessee Tech	2 3
LAST 10 GAMES											
			222 H	Western Caro.	2 3	65 H	Furman	0 3			
			97 H	Appalachian St.	1 3	133 A	Ga. Southern	0 3			
			177 A	Elon	0 3	196 A	Davidson	0 3			
			240 A	UNC Greensboro	0 3	264 A	Mercer	1 3			
			64 H	Samford	1 3	282 H	Citadel	3 0			

Non-Div. I Games:

Chattanooga

Average RPI Win:	304	WON-LOST RECORD	WINNING PCT. RANK	LAST 10 GAMES	STRENGTH OF SCHEDULE	OPP. STRENGTH OF SCHEDULE	TEAM RPI	ADJ RPI	CONF. RPI	ADJ CONF. RPI	
DIV. I ONLY		6- 24	.2 298	2- 7	227	241	290	.35892	280	21	21
DIV. I NON-CONF.		5- 14	.26316 270	2- 1	254	241	287	.36988	286	23	24
<hr/>											
TOTALS	RPI 1-25	RPI 26-50		W-L RECORDS	RPI 51-100		RPI 101-150		RPI 150+		
6- 24	0- 0	0- 1		OVERALL	0- 3		0- 10		6- 10		
1- 8	0- 0	0- 0		HOME	0- 1		0- 4		1- 3		
3- 8	0- 0	0- 1		AWAY	0- 1		0- 3		3- 3		
2- 8	0- 0	0- 0		NEUTRAL	0- 1		0- 3		2- 4		
<hr/>											
5- 14	0- 0	0- 1		NON-CONFERENCE	0- 1		0- 5		5- 7		
1- 3	0- 0	0- 0		HOME	0- 0		0- 2		1- 1		
2- 4	0- 0	0- 1		AWAY	0- 0		0- 1		2- 2		
2- 7	0- 0	0- 0		NEUTRAL	0- 1		0- 2		2- 4		
<hr/>											
1- 10	0- 0	0- 0		CONFERENCE	0- 2		0- 5		1- 3		
0- 5	0- 0	0- 0		HOME	0- 1		0- 2		0- 2		
1- 4	0- 0	0- 0		AWAY	0- 1		0- 2		1- 1		
0- 1	0- 0	0- 0		NEUTRAL	0- 0		0- 1		0- 0		
<hr/>											
RPI S	Opponent	Score	RPI S	Opponent	Score	RPI S	Opponent	Score	RPI S	Opponent	Score
			45 A	Baylor	0 3	52 A	North Dakota	0 3	101 H	Texas Tech	0 3
						52 H	North Dakota	0 3	102 A	Utah Valley	0 3
						68 N	Eastern Mich.	0 3	102 H	Utah Valley	0 3
									107 A	Houston Baptist	0 3
									107 H	Houston Baptist	0 3
									107 N	Houston Baptist	0 3
									116 H	New Mexico	0 3
									119 N	Northern Colo.	0 3
									122 N	Towson	0 3
									131 A	Sam Houston St.	1 3
									162 N	North Texas	0 3
									217 A	A&M-Corpus Christi	0 3
									217 H	A&M-Corpus Christi	2 3
									217 N	A&M-Corpus Christi	1 3
									225 A	Robert Morris	1 3
									235 N	Rutgers	0 3
									241 A	NJIT	0 3
									241 H	NJIT	2 3
									265 N	McNeese St.	0 3
									268 N	Louisiana Tech	3 0
									295 N	Morgan St.	3 0
									297 A	Prairie View	3 2
									317 A	Chicago St.	3 2
									317 H	Chicago St.	2 3
									322 A	Texas Southern	3 0
									322 H	Texas Southern	3 0
						</					
































Non-Div. I Games:	Huston-Tillotson	3	0
-------------------	------------------	---	---

Tex.-Pan American

Average RPI Win: 299		WON-LOST	WINNING	LAST 10	STRENGTH OF		OPP. STRENGTH	TEAM	ADJ		CONF.	ADJ CONF.
Average RPI Loss: 166		RECORD	PCT. RANK	GAMES	SCHEDULE		OF SCHEDULE	RPI	RPI		RPI	RPI
DIV. I ONLY		8- 18	.30769	266	3- 7		306	231	296		.35872	281
DIV. I NON-CONF.		6- 17	.26087	271	2- 6		264	229	288		.3663	290
TOTALS		RPI 1-25	RPI 26-50		W-L RECORDS		RPI 51-100		RPI 101-150		RPI 150+	
8- 18		0- 0	0- 0		OVERALL		0- 1		0- 9		8- 8	
2- 3		0- 0	0- 0		HOME		0- 0		0- 2		2- 1	
2- 10		0- 0	0- 0		AWAY		0- 1		0- 5		2- 4	
4- 5		0- 0	0- 0		NEUTRAL		0- 0		0- 2		4- 3	
6- 17		0- 0	0- 0		NON-CONFERENCE		0- 1		0- 9		6- 7	
2- 3		0- 0	0- 0		HOME		0- 0		0- 2		2- 1	
1- 9		0- 0	0- 0		AWAY		0- 1		0- 5		1- 3	
3- 5		0- 0	0- 0		NEUTRAL		0- 0		0- 2		3- 3	
2- 1		0- 0	0- 0		CONFERENCE		0- 0		0- 0		2- 1	
0- 0		0- 0	0- 0		HOME		0- 0		0- 0		0- 0	
1- 1		0- 0	0- 0		AWAY		0- 0		0- 0		1- 1	
1- 0		0- 0	0- 0		NEUTRAL		0- 0		0- 0		1- 0	
RPI S	Opponent	Score	RPI S	Opponent	Score	RPI S	Opponent	Score	RPI S	Opponent	Score	
						87 A	Pacific	0 3	102 A	Utah Valley	0 3	
									114 A	Cal Poly	0 3	
									117 A	Oregon St.	0 3	
									121 N	Illinois St.	0 3	
									132 N	Loyola Marymount	0 3	
									140 H	UNLV	2 3	
									142 A	Fresno St.	1 3	
									142 H	Fresno St.	0 3	
									144 A	Liberty	0 3	
									170 N	San Jose St.	0 3	
									188 A	Idaho St.	0 3	
									189 N	Northern Ariz.	0 3	
									192 N	UC Riverside	0 3	
									195 A	Md.-East. Shore	1 3	
									219 A	Southern Utah	2 3	
									271 N	Hampton	3 1	
									286 A	Seattle	3 1	
									286 A	Seattle	1 3	
									286 N	Seattle	3 0	
									296 N	Saint Francis (PA)	3 2	
									301 H	Montana St.	3 1	
									301 H	Montana St.	0 3	
									310 A	Alabama St.	3 1	
									318 H	N.C. Central	3 0	
									320 N	Rider	3 1	
LAST 10 GAMES												
						301 H	Montana St.	0 3	140 H	UNLV	2 3	
						301 H	Montana St.	3 1	142 H	Fresno St.	0 3	
						286 A	Seattle	3 1	219 A	Southern Utah	2 3	
						286 A	Seattle	1 3	271 N	Hampton	3 1	
						188 A	Idaho St.	0 3	195 A	Md.-East. Shore	1 3	

Non-Div. I Games:

CSU Bakersfield

Average RPI Win: 306		WON-LOST	WINNING	LAST 10	STRENGTH OF		OPP. STRENGTH	TEAM	ADJ	CONF.	ADJ CONF.
Average RPI Loss: 171		RECORD	PCT. RANK	GAMES	SCHEDULE		OF SCHEDULE	RPI	RPI	RPI	RPI
DIV. I ONLY		6- 22	.21429	293	1- 9		216	284	287	.3577	282
DIV. I NON-CONF.		5- 7	.41667	210	0- 1		296	326	286	.37873	279
TOTALS		RPI 1-25	RPI 26-50		W-L RECORDS		RPI 51-100		RPI 101-150		RPI 150+
6- 22	0- 0	0- 0		OVERALL		0- 6		0- 5		6- 11	
4- 11	0- 0	0- 0		HOME		0- 3		0- 2		4- 6	
1- 9	0- 0	0- 0		AWAY		0- 3		0- 1		1- 5	
1- 2	0- 0	0- 0		NEUTRAL		0- 0		0- 2		1- 0	
5- 7	0- 0	0- 0		NON-CONFERENCE		0- 0		0- 3		5- 4	
3- 4	0- 0	0- 0		HOME		0- 0		0- 1		3- 3	
1- 1	0- 0	0- 0		AWAY		0- 0		0- 0		1- 1	
1- 2	0- 0	0- 0		NEUTRAL		0- 0		0- 2		1- 0	
1- 15	0- 0	0- 0		CONFERENCE		0- 6		0- 2		1- 7	
1- 7	0- 0	0- 0		HOME		0- 3		0- 1		1- 3	
0- 8	0- 0	0- 0		AWAY		0- 3		0- 1		0- 4	
0- 0	0- 0	0- 0		NEUTRAL		0- 0		0- 0		0- 0	
RPI S	Opponent	Score	RPI S	Opponent	Score	RPI S	Opponent	Score	RPI S	Opponent	Score
						64 A	Samford	0 	108 H	North Carolina St.	0 
						65 A	Furman	1 	122 N	Towson	2 
						65 H	Furman	0 	133 A	Ga. Southern	0 
						71 A	Col. of Charleston	1 	133 H	Ga. Southern	0 
						71 H	Col. of Charleston	0 	144 N	Liberty	0 
						97 H	Appalachian St.	1 	177 A	Elon	0 
									196 A	Davidson	0 
									196 H	Davidson	0 
									222 H	Western Caro.	0 
									231 H	UNC Wilmington	2 
									240 H	UNC Greensboro	0 
									272 A	Wofford	0 
									272 H	Wofford	3 1
									277 H	Coastal Caro.	0 
									279 A	Chattanooga	0 
									288 A	South Carolina St.	0 
									288 H	South Carolina St.	3 0
									305 H	Charleston So.	1 
									310 N	Alabama St.	3 2
									313 H	Bethune-Cookman	3 1
									324 A	N.C. A&T	3 0
									327 H	Savannah St.	3 0
LAST 10 GAMES											
						177 A	Elon	0 	133 A	Ga. Southern	0 
						71 H	Col. of Charleston	0 	277 H	Coastal Caro.	0 
						272 H	Wofford	3 1	97 H	Appalachian St.	1 
						65 H	Furman	0 	222 H	Western Caro.	0 
						196 A	Davidson	0 	279 A	Chattanooga	0 

Non-Div. I Games: Francis Marion 3 2 Claflin 3 0

Citadel

Average RPI Win: 189		WON-LOST RECORD		WINNING PCT. RANK		LAST 10 GAMES		STRENGTH OF SCHEDULE		OPP. STRENGTH OF SCHEDULE		TEAM RPI		ADJ RPI		CONF. RPI		ADJ CONF. RPI	
DIV. I ONLY		3- 25		.10714 318		3- 7		151		172		286		.35732 283		22		22	
DIV. I NON-CONF.		0- 12		0 314		0- 1		103		51		283		.38406 276		19		19	
TOTALS		RPI 1-25		RPI 26-50		W-L RECORDS		RPI 51-100		RPI 101-150		RPI 150+							
3- 25		0- 1		0- 0		OVERALL		0- 4		0- 5		3- 15							
2- 10		0- 0		0- 0		HOME		0- 0		0- 2		2- 8							
1- 11		0- 1		0- 0		AWAY		0- 1		0- 2		1- 7							
0- 4		0- 0		0- 0		NEUTRAL		0- 3		0- 1		0- 0							
0- 12		0- 1		0- 0		NON-CONFERENCE		0- 4		0- 3		0- 4							
0- 4		0- 0		0- 0		HOME		0- 0		0- 1		0- 3							
0- 4		0- 1		0- 0		AWAY		0- 1		0- 1		0- 1							
0- 4		0- 0		0- 0		NEUTRAL		0- 3		0- 1		0- 0							
3- 13		0- 0		0- 0		CONFERENCE		0- 0		0- 2		3- 11							
2- 6		0- 0		0- 0		HOME		0- 0		0- 1		2- 5							
1- 7		0- 0		0- 0		AWAY		0- 0		0- 1		1- 6							
0- 0		0- 0		0- 0		NEUTRAL		0- 0		0- 0		0- 0							
RPI	S	Opponent		Score		RPI	S	Opponent		Score		RPI	S	Opponent		Score			
3	A	Nebraska		0 3								102	H	Utah Valley		2 3			
								51 N St. Mary's (CA)		0 3		112	N	Cal St. Northridge		2 3			
								59 A BYU		0 3		119	A	Northern Colo.		0 3			
								61 N Creighton		0 3		119	H	Northern Colo.		0 3			
								91 N Northwestern		0 3		135	A	Utah		0 3			
												156	A	Sacramento St.		0 3			
												156	H	Sacramento St.		1 3			
												160	A	Boise St.		0 3			
												160	H	Boise St.		0 3			
												172	H	Utah St.		2 3			
												179	A	Portland St.		0 3			
												179	H	Portland St.		0 3			
												188	A	Idaho St.		1 3			
												188	H	Idaho St.		3 1			
												189	A	Northern Ariz.		3 0			
												189	H	Northern Ariz.		3 2			
												201	A	Eastern Wash.		0 3			
												201	H	Eastern Wash.		1 3			
												209	A	Montana		1 3			
												209	H	Montana		1 3			
												219	H	Southern Utah		1 3			
												301	A	Montana St.		0 3			
												301	H	Montana St.		2 3			
LAST 10 GAMES																			
209 A		Montana		1 3		156 A		Sacramento St.		0 3		301 H		Montana St.		2 3			
301 A		Montana St.		0 3		188 H		Idaho St.		3 1									
119 H		Northern Colo.		0 3		201 H		Eastern Wash.		1 3									
189 H		Northern Ariz.		3 2		179 H		Portland St.		0 3									
219 H		Southern Utah		1 3		189 A		Northern Ariz.		3 0									

Non-Div. I Games:      BYU-Hawaii      2      3

Weber St.

[illegible]

**Non-Div. I Games:**

Albany St. (GA)

**3 0**

Albany St. (GA)

**3 0**

## Ala.-Huntsville

**3 2**

Alabama A&amp;M



RPI	S	Opponent	Score	
316	H	Mississippi Val.	3	0
326	A	Alcorn St.	3	0
326	H	Alcorn St.	3	0

Alabama A&M

A  
l  
a  
b  
a  
m  
a  
A  
&  
M

A  
l  
a  
b  
a  
m  
a  
A  
&  
M

Average RPI Win: 268		WON-LOST	WINNING	LAST 10	STRENGTH OF		OPP. STRENGTH	TEAM	ADJ	CONF.	ADJ CONF.
Average RPI Loss: 184		RECORD	PCT. RANK	GAMES	SCHEDULE		OF SCHEDULE	RPI	RPI	RPI	RPI
DIV. I ONLY		8- 21	.27586	278	256		255	281	.35577	285	23
DIV. I NON-CONF.		6- 10	.375	230	288		276	273	.37479	283	24
TOTALS		RPI 1-25	RPI 26-50		W-L RECORDS		RPI 51-100		RPI 101-150		RPI 150+
8- 21	0- 0		0- 1		OVERALL		0- 2		0- 3		8- 15
4- 8	0- 0		0- 0		HOME		0- 1		0- 1		4- 6
2- 9	0- 0		0- 0		AWAY		0- 1		0- 1		2- 7
2- 4	0- 0		0- 1		NEUTRAL		0- 0		0- 1		2- 2
6- 10	0- 0		0- 1		NON-CONFERENCE		0- 0		0- 1		6- 8
2- 3	0- 0		0- 0		HOME		0- 0		0- 0		2- 3
2- 3	0- 0		0- 0		AWAY		0- 0		0- 0		2- 3
2- 4	0- 0		0- 1		NEUTRAL		0- 0		0- 1		2- 2
2- 11	0- 0		0- 0		CONFERENCE		0- 2		0- 2		2- 7
2- 5	0- 0		0- 0		HOME		0- 1		0- 1		2- 3
0- 6	0- 0		0- 0		AWAY		0- 1		0- 1		0- 4
0- 0	0- 0		0- 0		NEUTRAL		0- 0		0- 0		0- 0
RPI S	Opponent	Score	RPI S	Opponent	Score	RPI S	Opponent	Score	RPI S	Opponent	Score
			35 N	Western Mich.	0 3	85 A	Lipscomb	0 3	102 N	Utah Valley	0 3
						85 H	Lipscomb	0 3	120 A	Belmont	0 3
									120 H	Belmont	0 3
									152 A	Fla. Gulf Coast	1 3
									174 A	Virginia	0 3
									176 A	Kennesaw St.	1 3
									176 H	Kennesaw St.	1 3
									189 N	Northern Ariz.	1 3
									197 A	East Tenn. St.	0 3
									197 H	East Tenn. St.	1 3
									212 N	UMKC	0 3
									216 H	North Florida	3 0
									222 H	Western Caro.	3 0
									222 N	Western Caro.	3 0
									228 A	Radford	2 3
									237 H	Presbyterian	1 3
									244 H	Jacksonville	3 2
									255 A	Air Force	1 3
									264 H	Mercer	1 3
									272 H	Wofford	0 3
									288 H	South Carolina St.	0 3
									293 H	Gardner-Webb	3 2
									294 A	Stetson	0 3
									313 A	Bethune-Cookman	3 0
									317 N	Chicago St.	3 0
									318 A	N.C. Central	3 2
			LAST 10 GAMES								
			85 H	Lipscomb	0 3	237 H	Presbyterian	1 3			
			120 H	Belmont	0 3	264 H	Mercer	1 3			
			197 H	East Tenn. St.	1 3	176 H	Kennesaw St.	1 3			
			318 A	N.C. Central	3 2	288 H	South Carolina St.	0 3			
			176 A	Kennesaw St.	1 3	313 A	Bethune-Cookman	3 0			

Non-Div. I Games:

S.C. Upstate

Average RPI Win: 219		WON-LOST RECORD		WINNING PCT. RANK		LAST 10 GAMES		STRENGTH OF SCHEDULE		OPP. STRENGTH OF SCHEDULE		TEAM RPI		ADJ RPI		CONF. RPI		ADJ CONF. RPI					
Average RPI Loss: 158																							
DIV. I ONLY		5- 20		.2 298		2- 8		269		164		293		.35455 286		31		31					
DIV. I NON-CONF.		4- 18		.18182 290		1- 7		200		118		277		.37416 284		31		31					
TOTALS		RPI 1-25		RPI 26-50		W-L RECORDS		RPI 51-100		RPI 101-150		RPI 150+											
5- 20		0- 1		0- 2		OVERALL		0- 1		0- 6		5- 10											
3- 5		0- 0		0- 0		HOME		0- 0		0- 3		3- 2											
1- 12		0- 1		0- 2		AWAY		0- 1		0- 2		1- 6											
1- 3		0- 0		0- 0		NEUTRAL		0- 0		0- 1		1- 2											
4- 18		0- 1		0- 2		NON-CONFERENCE		0- 1		0- 6		4- 8											
2- 4		0- 0		0- 0		HOME		0- 0		0- 3		2- 1											
1- 12		0- 1		0- 2		AWAY		0- 1		0- 2		1- 6											
1- 2		0- 0		0- 0		NEUTRAL		0- 0		0- 1		1- 1											
1- 2		0- 0		0- 0		CONFERENCE		0- 0		0- 0		1- 2											
1- 1		0- 0		0- 0		HOME		0- 0		0- 0		1- 1											
0- 0		0- 0		0- 0		AWAY		0- 0		0- 0		0- 0											
0- 1		0- 0		0- 0		NEUTRAL		0- 0		0- 0		0- 1											
RPI	S	Opponent		Score		RPI	S	Opponent		Score		RPI	S	Opponent		Score		RPI	S	Opponent		Score	
25	A	Oregon		0 3		30	A	Washington		0 3		96	A	UC Davis		1 3		117	A	Oregon St.		0 3	
						31	A	Colorado St.		0 3								119	A	Northern Colo.		0 3	
																		123	H	Santa Clara		0 3	
																		132	N	Loyola Marymount		0 3	
																		142	H	Fresno St.		0 3	
																		149	H	Washington St.		2 3	
																		156	A	Sacramento St.		1 3	
																		160	A	Boise St.		3 1	
																		167	A	UC Irvine		0 3	
																		179	A	Portland St.		2 3	
																		179	H	Portland St.		0 3	
																		182	N	Hofstra		1 3	
																		199	H	Gonzaga		3 2	
																		201	H	Eastern Wash.		3 0	
																		208	A	Portland		0 3	
																		255	N	Air Force		3 0	
																		261	A	Nevada		0 3	
																		281	H	CSU Bakersfield		3 1	
																		281	H	CSU Bakersfield		1 3	
																		281	N	CSU Bakersfield		0 3	
																		301	A	Montana St.		0 3	
LAST 10 GAMES																							
						179	H	Portland St.		0 3		156	A	Sacramento St.		1 3							
						281	H	CSU Bakersfield		1 3		261	A	Nevada		0 3							
						281	H	CSU Bakersfield		3 1		301	A	Montana St.		0 3							
						119	A	Northern Colo.		0 3		31	A	Colorado St.		0 3							
						167	A	UC Irvine		0 3		160	A	Boise St.		3 1							

Non-Div. I Games:

Seattle

Average RPI Win:		264	WON-LOST RECORD		WINNING PCT. RANK		LAST 10 GAMES		STRENGTH OF SCHEDULE		OPP. STRENGTH OF SCHEDULE		TEAM RPI		ADJ RPI		CONF. RPI		ADJ CONF. RPI				
DIV. I ONLY		8- 23		.25806		285		4- 6		212		244		277		.35425		287		26		27	
DIV. I NON-CONF.		0- 11		0		314		0- 0		102		156		291		.36569		291		25		25	
TOTALS		RPI 1-25		RPI 26-50		W-L RECORDS		RPI 51-100		RPI 101-150		RPI 150+											
8- 23		0- 1		0- 1		OVERALL		0- 2		0- 1		8- 18											
6- 5		0- 0		0- 0		HOME		0- 1		0- 0		6- 4											
2- 11		0- 0		0- 0		AWAY		0- 1		0- 1		2- 9											
0- 7		0- 1		0- 1		NEUTRAL		0- 0		0- 0		0- 5											
0- 11		0- 1		0- 1		NON-CONFERENCE		0- 0		0- 1		0- 8											
0- 1		0- 0		0- 0		HOME		0- 0		0- 0		0- 1											
0- 3		0- 0		0- 0		AWAY		0- 0		0- 1		0- 2											
0- 7		0- 1		0- 1		NEUTRAL		0- 0		0- 0		0- 5											
8- 12		0- 0		0- 0		CONFERENCE		0- 2		0- 0		8- 10											
6- 4		0- 0		0- 0		HOME		0- 1		0- 0		6- 3											
2- 8		0- 0		0- 0		AWAY		0- 1		0- 0		2- 7											
0- 0		0- 0		0- 0		NEUTRAL		0- 0		0- 0		0- 0											
RPI	S	Opponent		Score		RPI	S	Opponent		Score		RPI	S	Opponent		Score							
21	N	Western Ky.		0 3		36	N	Ball St.		0 3		86	A	Morehead St.		0 3							
												86	H	Morehead St.		0 3							

Non-Div. I Games:

Murray St.

Average RPI Win: 299		WON-LOST	WINNING	LAST 10	STRENGTH OF		OPP. STRENGTH	TEAM	ADJ	CONF.	ADJ CONF.
Average RPI Loss: 221		RECORD	PCT. RANK	GAMES	SCHEDULE		OF SCHEDULE	RPI	RPI	RPI	RPI
DIV. I ONLY		16- 16	.5	155	5- 5		321	310	285	.35189	288
DIV. I NON-CONF.		8- 13	.38095	229	1- 2		286	279	271	.36921	288
TOTALS		RPI 1-25	RPI 26-50		W-L RECORDS		RPI 51-100		RPI 101-150		RPI 150+
16- 16	0- 0	0- 0		OVERALL		0- 2		0- 1		16- 13	
8- 2	0- 0	0- 0		HOME		0- 0		0- 0		8- 2	
6- 7	0- 0	0- 0		AWAY		0- 1		0- 1		6- 5	
2- 7	0- 0	0- 0		NEUTRAL		0- 1		0- 0		2- 6	
8- 13	0- 0	0- 0		NON-CONFERENCE		0- 2		0- 1		8- 10	
4- 1	0- 0	0- 0		HOME		0- 0		0- 0		4- 1	
2- 6	0- 0	0- 0		AWAY		0- 1		0- 1		2- 4	
2- 6	0- 0	0- 0		NEUTRAL		0- 1		0- 0		2- 5	
8- 3	0- 0	0- 0		CONFERENCE		0- 0		0- 0		8- 3	
4- 1	0- 0	0- 0		HOME		0- 0		0- 0		4- 1	
4- 1	0- 0	0- 0		AWAY		0- 0		0- 0		4- 1	
0- 1	0- 0	0- 0		NEUTRAL		0- 0		0- 0		0- 1	
RPI S	Opponent	Score	RPI S	Opponent	Score	RPI S	Opponent	Score	RPI S	Opponent	Score
						55 A	Clemson	0 3	133 A	Ga. Southern	1 3
						57 N	Ohio	0 3	184 N	Tennessee St.	0 3
									193 N	Georgia St.	0 3
									215 N	Jackson St.	2 3
									216 A	North Florida	0 3
									237 N	Presbyterian	3 2
									237 N	Presbyterian	1 3
									244 A	Jacksonville	1 3
									249 A	Florida A&M	0 3
									249 H	Florida A&M	3 1
									271 N	Hampton	1 3
									272 H	Wofford	3 1
									277 A	Coastal Caro.	0 3
									277 H	Coastal Caro.	3 1
									282 A	Citadel	0 3
									282 H	Citadel	3 0
									285 A	S.C. Upstate	3 0
									292 N	Loyola Maryland	0 3
									305 H	Charleston So.	1 3
									310 A	Alabama St.	3 0
									310 H	Alabama St.	3 0
									313 A	Bethune-Cookman	3 1
									313 H	Bethune-Cookman	3 0
									316 N	Mississippi Val.	3 1
									318 A	N.C. Central	3 0
									318 H	N.C. Central	2 3
									324 A	N.C. A&T	3 0
			LAST 10 GAMES								
			271 N	Hampton	1 3	313 A	Bethune-Cookman	3 1			
			324 H	N.C. A&T	3 0	249 A	Florida A&M	0 3			
			318 H	N.C. Central	2 3	305 H	Charleston So.	1 3			
			327 A	Savannah St.	3 0	285 A	S.C. Upstate	3 0			
			277 A	Coastal Caro.	0 3	318 A	N.C. Central	3 0			

Non-Div. I Games: Claflin 3 0

South Carolina St.

RPI	S	Opponent	Score	
324	H N.C.	A&T	3	0
327	A	Savannah St.	3	0
327	H	Savannah St.	3	0

South Carolina St.  
a  
S  
t  
.

S  
o  
u  
t  
h  
C  
a  
r  
o  
l  
i  
n  
a  
S  
t  
.

Average RPI Win:	302	WON-LOST RECORD	WINNING PCT. RANK	LAST 10 GAMES	STRENGTH OF SCHEDULE	OPP. STRENGTH OF SCHEDULE	TEAM RPI	ADJ RPI	CONF. RPI	ADJ CONF. RPI	
Average RPI Loss:	189										
DIV. I ONLY		6- 17	.26087 284	2- 8	257	294	291	.3507 289	27	26	
DIV. I NON-CONF.		3- 6	.33333 244	0- 0	273	317	285	.37959 277	28	27	
<hr/>											
TOTALS	RPI 1-25	RPI 26-50		W-L RECORDS	RPI 51-100		RPI 101-150		RPI 150+		
6- 17	0- 0	0- 0		OVERALL	0- 4		0- 1		6- 12		
5- 8	0- 0	0- 0		HOME	0- 2		0- 1		5- 5		
0- 8	0- 0	0- 0		AWAY	0- 2		0- 0		0- 6		
1- 1	0- 0	0- 0		NEUTRAL	0- 0		0- 0		1- 1		
<hr/>											
3- 6	0- 0	0- 0		NON-CONFERENCE	0- 0		0- 1		3- 5		
2- 4	0- 0	0- 0		HOME	0- 0		0- 1		2- 3		
0- 1	0- 0	0- 0		AWAY	0- 0		0- 0		0- 1		
1- 1	0- 0	0- 0		NEUTRAL	0- 0		0- 0		1- 1		
<hr/>											
3- 11	0- 0	0- 0		CONFERENCE	0- 4		0- 0		3- 7		
3- 4	0- 0	0- 0		HOME	0- 2		0- 0		3- 2		
0- 7	0- 0	0- 0		AWAY	0- 2		0- 0		0- 5		
0- 0	0- 0	0- 0		NEUTRAL	0- 0		0- 0		0- 0		
<hr/>											
RPI S	Opponent	Score	RPI S	Opponent	Score	RPI S	Opponent	Score	RPI S	Opponent	Score
						93 A Army	0	3	136 H Bowling Green	0	3
						93 H Army	0	3	161 H Dartmouth	0	3
						94 A American	0	3	183 A Lehigh	0	3
						94 H American	0	3	183 H Lehigh	0	3
									186 A Central Conn. St.	2	3
									202 A Colgate	1	3
									202 H Colgate	0	3
									224 H Stony Brook	2	3
									224 N Stony Brook	0	3
									246 H Manhattan	0	3
									273 H Fordham	3	2
									278 A Holy Cross	0	3
									278 H Holy Cross	3	0
									303 A Lafayette	0	3
									303 H Lafayette	3	0
									309 A Navy	2	3
									309 H Navy	3	1
									321 H Coppin St.	3	1
									325 N Saint Peter's	3	2
<hr/>											
LAST 10 GAMES											
						93 A Army	0	3	94 H American	0	3
						278 A Holy Cross	0	3	309 H Navy	3	1
						303 A Lafayette	0	3	278 H Holy Cross	3	0
						183 A Lehigh	0	3	93 H Army	0	3
						202 H Colgate	0	3	202 A Colgate	1	3

Non-Div. I Games:

Bucknell

Average RPI Win: 311		WON-LOST	WINNING	LAST 10	STRENGTH OF		OPP. STRENGTH	TEAM	ADJ	CONF.	ADJ CONF.
Average RPI Loss: 145		RECORD	PCT. RANK	GAMES	SCHEDULE		OF SCHEDULE	RPI	RPI	RPI	RPI
DIV. I ONLY		3- 26	.10345	320	0- 9		155	185	289	.34914	290
DIV. I NON-CONF.		3- 10	.23077	278	0- 1		215	262	280	.37924	278
TOTALS		RPI 1-25	RPI 26-50		W-L RECORDS		RPI 51-100		RPI 101-150		RPI 150+
3- 26	0- 3	0- 2		OVERALL		0- 4		0- 3		3- 14	
0- 9	0- 1	0- 1		HOME		0- 1		0- 1		0- 5	
1- 11	0- 2	0- 1		AWAY		0- 2		0- 1		1- 5	
2- 6	0- 0	0- 0		NEUTRAL		0- 1		0- 1		2- 4	
3- 10	0- 1	0- 0		NON-CONFERENCE		0- 2		0- 1		3- 6	
0- 2	0- 0	0- 0		HOME		0- 0		0- 0		0- 2	
1- 2	0- 1	0- 0		AWAY		0- 1		0- 0		1- 0	
2- 6	0- 0	0- 0		NEUTRAL		0- 1		0- 1		2- 4	
0- 16	0- 2	0- 2		CONFERENCE		0- 2		0- 2		0- 8	
0- 7	0- 1	0- 1		HOME		0- 1		0- 1		0- 3	
0- 9	0- 1	0- 1		AWAY		0- 1		0- 1		0- 5	
0- 0	0- 0	0- 0		NEUTRAL		0- 0		0- 0		0- 0	
RPI S	Opponent	Score	RPI S	Opponent	Score	RPI S	Opponent	Score	RPI S	Opponent	Score
20 A	Florida	0 3	48 A	Middle Tenn.	0 3	55 N	Clemson	0 3	109 H	Arkansas St.	0 3
21 A	Western Ky.	0 3	48 H	Middle Tenn.	0 3	84 A	UCF	0 3	125 N	Pittsburgh	0 3
21 H	Western Ky.	0 3				92 A	FIU	0 3	150 A	Denver	0 3
						92 H	FIU	0 3	152 H	Fla. Gulf Coast	0 3
									155 N	South Fla.	0 3
									162 A	North Texas	2 3
									164 A	Troy	1 3
									164 H	Troy	2 3
									211 A	South Ala.	1 3
									211 H	South Ala.	0 3
									221 H	Tulane	0 3
									226 A	La.-Lafayette	0 3
									229 H	UALR	0 3
									240 N	UNC Greensboro	2 3
									244 N	Jacksonville	0 3
									256 A	La.-Monroe	1 3
									271 N	Hampton	2 3
									294 N	Stetson	3 2
									313 A	Bethune-Cookman	3 1
									327 N	Savannah St.	3 0
			LAST 10 GAMES								
			211 A	South Ala.	1 3	164 H	Troy	2 3			
			164 A	Troy	1 3	211 H	South Ala.	0 3			
			256 A	La.-Monroe	1 3	92 A	FIU	0 3			
			226 A	La.-Lafayette	0 3	109 H	Arkansas St.	0 3			
			152 H	Fla. Gulf Coast	0 3	229 H	UALR	0 3			

Non-Div. I Games:

Fla. Atlantic



Average RPI Win:	253	WON-LOST RECORD	WINNING PCT. RANK	LAST 10 GAMES	STRENGTH OF SCHEDULE	OPP. STRENGTH OF SCHEDULE	TEAM RPI	ADJ RPI	CONF. RPI	ADJ CONF. RPI							
Average RPI Loss:	200																
DIV. I ONLY		9- 21	.3 269	3- 7	274	266	283	.34721 291	28	28							
DIV. I NON-CONF.		3- 12	.2 285	1- 0	261	230	298	.3512 298	27	28							
<hr/>																	
TOTALS	RPI 1-25	RPI 26-50		W-L RECORDS		RPI 51-100		RPI 101-150		RPI 150+							
9- 21	0- 0	0- 0		OVERALL		0- 1		1- 5		8- 15							
6- 8	0- 0	0- 0		HOME		0- 0		1- 2		5- 6							
1- 9	0- 0	0- 0		AWAY		0- 1		0- 1		1- 7							
2- 4	0- 0	0- 0		NEUTRAL		0- 0		0- 2		2- 2							
<hr/>																	
3- 12	0- 0	0- 0		NON-CONFERENCE		0- 1		0- 3		3- 8							
1- 6	0- 0	0- 0		HOME		0- 0		0- 1		1- 5							
0- 3	0- 0	0- 0		AWAY		0- 1		0- 0		0- 2							
2- 3	0- 0	0- 0		NEUTRAL		0- 0		0- 2		2- 1							
<hr/>																	
6- 9	0- 0	0- 0		CONFERENCE		0- 0		1- 2		5- 7							
5- 2	0- 0	0- 0		HOME		0- 0		1- 1		4- 1							
1- 6	0- 0	0- 0		AWAY		0- 0		0- 1		1- 5							
0- 1	0- 0	0- 0		NEUTRAL		0- 0		0- 0		0- 1							
<hr/>																	
RPI S	Opponent	Score	RPI S	Opponent	Score	RPI S	Opponent	Score	RPI S	Opponent	Score						
						66 A	Virginia Tech	1 3	103 H	James Madison	0 3						
						111 N	Cleveland St.	0 3									
						137 N	Indiana	1 3									
						144 A	Liberty	0 3									
						144 H	Liberty	3 0									
						148 H	Winthrop	1 3									
						158 N	Charlotte	3 0									
						173 A	Wake Forest	0 3									
						177 H	Elon	0 3									
						195 H	Md.-East. Shore	1 3									
						196 H	Davidson	0 3									
						205 A	UNC Asheville	0 3									
						220 A	George Mason	0 3									
						228 A	Radford	0 3									
						228 H	Radford	3 2									
						228 N	Radford	0 3									
						237 H	Presbyterian	3 2									
						240 N	UNC Greensboro	1 3									
						251 A	Campbell	2 3									
						251 H	Campbell	0 3									
						254 H	Wright St.	0 3									
						277 A	Coastal Caro.	0 3									
						277 H	Coastal Caro.	3 1									
						293 A	Gardner-Webb	1 3									
						302 H	Norfolk St.	2 3									
305 A	Charleston So.	3 0															
305 H	Charleston So.	3 1															
									LAST 10 GAMES								
									228 N	Radford	0 3	228 A	Radford	0 3	277 H	Coastal Caro.	3 1
									305 H	Charleston So.	3 1	205 A	UNC Asheville	0 3	293 A	Gardner-Webb	1 3
									277 H	Coastal Caro.	3 1	293 A	Gardner-Webb	1 3	302 H	Norfolk St.	2 3
									318 H	N.C. Central	3 1	251 A	Campbell	2 3	305 A	Charleston So.	3 0
144 A	Liberty	0 3	148 H	Winthrop	1 3	305 H	Charleston So.	3 1									

**Non-Div. I Games:**

## High Point

RPI	S	Opponent	Score	
309	N	Navy	3	0
318	H	N.C. Central	3	1

High Point

H  
i  
g  
h  
P  
o  
i  
n  
t

H  
i  
g  
h  
P  
o  
i  
n  
t

Average RPI Win: Average RPI Loss:	302 189	WON-LOST RECORD	WINNING PCT. RANK	LAST 10 GAMES		STRENGTH OF SCHEDULE	OPP. STRENGTH OF SCHEDULE	TEAM RPI	ADJ RPI	CONF. RPI	ADJ CONF. RPI
DIV. I ONLY		8- 23	.25806    285	2- 8		220	304	284	.34717    292	30	30
DIV. I NON-CONF.		3- 10	.23077    278	0- 0		108	293	247	.41985    247	30	30
TOTALS	RPI 1-25		RPI 26-50	W-L RECORDS		RPI 51-100		RPI 101-150		RPI 150+	
8- 23	0- 0		0- 0	OVERALL		0- 4		0- 4		8- 15	
3- 9	0- 0		0- 0	HOME		0- 1		0- 2		3- 6	
3- 8	0- 0		0- 0	AWAY		0- 1		0- 1		3- 6	
2- 6	0- 0		0- 0	NEUTRAL		0- 2		0- 1		2- 3	
3- 10	0- 0		0- 0	NON-CONFERENCE		0- 4		0- 2		3- 4	
0- 3	0- 0		0- 0	HOME		0- 1		0- 1		0- 1	
1- 1	0- 0		0- 0	AWAY		0- 1		0- 0		1- 0	
2- 6	0- 0		0- 0	NEUTRAL		0- 2		0- 1		2- 3	
5- 13	0- 0		0- 0	CONFERENCE		0- 0		0- 2		5- 11	
3- 6	0- 0		0- 0	HOME		0- 0		0- 1		3- 5	
2- 7	0- 0		0- 0	AWAY		0- 0		0- 1		2- 6	
0- 0	0- 0		0- 0	NEUTRAL		0- 0		0- 0		0- 0	
RPI   S     Opponent	Score		RPI   S     Opponent	Score		RPI   S     Opponent	Score	RPI   S     Opponent	Score		
						55 N Clemson	0   3	118 H George Washington	0   3		
						58 N TCU	2   3	122 N Towson	0   3		
						94 H American	1   3	147 A Niagara	0   3		
						98 A Villanova	0   3	147 H Niagara	0   3		
								165 A Fairfield	0   3		
								165 H Fairfield	0   3		
								184 H Tennessee St.	1   3		
								202 N Colgate	0   3		
								207 N UMBC	0   3		
								232 A Marist	1   3		
								232 H Marist	2   3		
								243 A Siena	1   3		
								243 H Siena	3   2		
								246 A Manhattan	2   3		
								246 H Manhattan	1   3		
								259 A Canisius	0   3		
								259 H Canisius	0   3		
								269 A Iona	1   3		
								269 H Iona	0   3		
								288 N South Carolina St.	3   0		
								295 N Morgan St.	3   1		
								303 A Lafayette	3   2		
				LAST 10 GAMES				320 A Rider	3   0		
				147 H Niagara	0   3			320 H Rider	3   2		
				259 H Canisius	0   3			321 N Coppin St.	0   3		
				320 H Rider	3   2			325 A Saint Peter's	3   0		
				325 H Saint Peter's	3   0			325 H Saint Peter's	3   0		
				269 H Iona	0   3						

**Non-Div. I Games:**

Loyola Maryland

Average RPI Win:	236	WON-LOST	WINNING	LAST 10	STRENGTH OF	OPP. STRENGTH	TEAM	ADJ	CONF.	ADJ CONF.							
Average RPI Loss:	219	RECORD	PCT. RANK	GAMES	SCHEDULE	OF SCHEDULE	RPI	RPI	RPI	RPI							
DIV. I ONLY		9- 20	.31034 264	4- 6	275	275	282	.34134 293	28	28							
DIV. I NON-CONF.		4- 7	.36364 236	1- 0	295	257	281	.37632 281	27	28							
<hr/>																	
TOTALS	RPI 1-25	RPI 26-50		W-L RECORDS	RPI 51-100		RPI 101-150		RPI 150+								
9- 20	0- 0	0- 0		OVERALL	0- 0		2- 4		7- 16								
5- 3	0- 0	0- 0		HOME	0- 0		2- 0		3- 3								
2- 10	0- 0	0- 0		AWAY	0- 0		0- 3		2- 7								
2- 7	0- 0	0- 0		NEUTRAL	0- 0		0- 1		2- 6								
<hr/>																	
4- 7	0- 0	0- 0		NON-CONFERENCE	0- 0		0- 1		4- 6								
1- 0	0- 0	0- 0		HOME	0- 0		0- 0		1- 0								
1- 3	0- 0	0- 0		AWAY	0- 0		0- 1		1- 2								
2- 4	0- 0	0- 0		NEUTRAL	0- 0		0- 0		2- 4								
<hr/>																	
5- 13	0- 0	0- 0		CONFERENCE	0- 0		2- 3		3- 10								
4- 3	0- 0	0- 0		HOME	0- 0		2- 0		2- 3								
1- 7	0- 0	0- 0		AWAY	0- 0		0- 2		1- 5								
0- 3	0- 0	0- 0		NEUTRAL	0- 0		0- 1		0- 2								
<hr/>																	
RPI S	Opponent	Score	RPI S	Opponent	Score	RPI S	Opponent	Score	RPI S	Opponent	Score						
									115 A	South Carolina	0	3					
									144 A	Liberty	2	3					
									144 H	Liberty	3	0					
									144 N	Liberty	1	3					
									148 A	Winthrop	0	3					
									148 H	Winthrop	3	1					
									177 N	Elon	1	3					
									196 N	Davidson	0	3					
									205 A	UNC Asheville	2	3					
									205 H	UNC Asheville	3	0					
									205 N	UNC Asheville	2	3					
									218 N	Bradley	0	3					
									222 H	Western Caro.	3	0					
									222 N	Western Caro.	2	3					
									228 A	Radford	0	3					
									228 H	Radford	1	3					
									237 A	Presbyterian	0	3					
									237 H	Presbyterian	1	3					
									251 H	Campbell	2	3					
									269 N	Iona	3	0					
									272 A	Wofford	3	1					
									272 N	Wofford	3	0					
									275 A	East Carolina	1	3					
									277 A	Coastal Caro.	2	3					
									277 A	Coastal Caro.	0	3					
285 A	S.C. Upstate	2	3														
291 H	High Point	3	1														
LAST 10 GAMES			LAST 10 GAMES			LAST 10 GAMES			LAST 10 GAMES								
144 N Liberty			1			3			251 H Campbell			2			3		
228 H Radford			1			3			291 H High Point			3			1		
144 H Liberty			3			0			272 A Wofford			3			1		
148 A Winthrop			0			3			277 A Coastal Caro.			0			3		
237 A Presbyterian			0			3			305 A Charleston So.			3			1		

<b>Non-Div. I Games:</b>	<b>Montreat</b>	<b>3</b>	<b>0</b>
--------------------------	-----------------	----------	----------

Gardner-Webb

RPI	S	Opponent	Score	
305	A	Charleston So.	3	1
305	N	Charleston So.	2	3

Gardner-Webb

G  
a  
r  
d  
n  
e  
r  
-  
W  
e  
b  
b

G  
a  
r  
d  
n  
e  
r  
-  
W  
e  
b  
b

Average RPI Win: 295		WON-LOST RECORD		WINNING PCT. RANK		LAST 10 GAMES		STRENGTH OF SCHEDULE		OPP. STRENGTH OF SCHEDULE		TEAM RPI		ADJ RPI		CONF. RPI		ADJ CONF. RPI	
DIV. I ONLY		8- 18		.30769 266		4- 6		299		299		298		.33898 294		23		23	
DIV. I NON-CONF.		6- 7		.46154 188		2- 0		320		325		294		.36965 287		24		23	
TOTALS		RPI 1-25		RPI 26-50		W-L RECORDS		RPI 51-100		RPI 101-150		RPI 150+							
8- 18		0- 0		0- 0		OVERALL		0- 3		0- 2		8- 13							
6- 5		0- 0		0- 0		HOME		0- 0		0- 0		6- 5							
2- 8		0- 0		0- 0		AWAY		0- 1		0- 2		2- 5							
0- 5		0- 0		0- 0		NEUTRAL		0- 2		0- 0		0- 3							
6- 7		0- 0		0- 0		NON-CONFERENCE		0- 2		0- 1		6- 4							
4- 1		0- 0		0- 0		HOME		0- 0		0- 0		4- 1							
2- 1		0- 0		0- 0		AWAY		0- 0		0- 1		2- 0							
0- 5		0- 0		0- 0		NEUTRAL		0- 2		0- 0		0- 3							
2- 11		0- 0		0- 0		CONFERENCE		0- 1		0- 1		2- 9							
2- 4		0- 0		0- 0		HOME		0- 0		0- 0		2- 4							
0- 7		0- 0		0- 0		AWAY		0- 1		0- 1		0- 5							
0- 0		0- 0		0- 0		NEUTRAL		0- 0		0- 0		0- 0							
RPI	S	Opponent		Score		RPI	S	Opponent		Score		RPI	S	Opponent		Score			
								64	N	Samford	0 3			120	A	Belmont	0 3		
								68	N	Eastern Mich.	0 3			130	A	IUPUI	0 3		
								85	A	Lipscomb	0 3			152	A	Fla. Gulf Coast	1 3		
														152	H	Fla. Gulf Coast	3 2		
														176	A	Kennesaw St.	0 3		
														194	N	Marshall	0 3		
														197	H	East Tenn. St.	1 3		
														216	A	North Florida	1 3		
														216	H	North Florida	0 3		
														244	A	Jacksonville	0 3		
														244	H	Jacksonville	2 3		
														264	A	Mercer	1 3		
														264	H	Mercer	1 3		
														271	N	Hampton	1 3		
														272	H	Wofford	1 3		
														285	H	S.C. Upstate	3 0		
														290	N	Fla. Atlantic	2 3		
														313	A	Bethune-Cookman	3 0		
														313	H	Bethune-Cookman	3 1		
														313	H	Bethune-Cookman	3 0		
														327	A	Savannah St.	3 0		
														327	H	Savannah St.	3 0		
														327	H	Savannah St.	3 0		
LAST 10 GAMES																			
						216	A	North Florida	1 3			327	A	Savannah St.	3 0				
						244	A	Jacksonville	0 3			120	A	Belmont	0 3				
						264	H	Mercer	1 3			85	A	Lipscomb	0 3				
						313	H	Bethune-Cookman	3 0			285	H	S.C. Upstate	3 0				
						152	H	Fla. Gulf Coast	3 2			197	H	East Tenn. St.	1 3				

Non-Div. I Games: Southeastern (FL) 3 0

Stetson

Average RPI Win:	304	WON-LOST RECORD	WINNING PCT. RANK	LAST 10 GAMES	STRENGTH OF SCHEDULE	OPP. STRENGTH OF SCHEDULE	TEAM RPI	ADJ RPI	CONF. RPI	ADJ CONF. RPI				
212														
DIV. I ONLY	10- 19	.34483	247	7- 3	302	308	295	.33875	295	32	32			
DIV. I NON-CONF.	2- 14	.125	302	0- 0	249	270	309	.32362	309	32	32			
<hr/>														
TOTALS	RPI 1-25	RPI 26-50		W-L RECORDS		RPI 51-100		RPI 101-150		RPI 150+				
10- 19	0- 0	0- 0		OVERALL		0- 3		0- 2		10- 14				
5- 2	0- 0	0- 0		HOME		0- 0		0- 0		5- 2				
3- 9	0- 0	0- 0		AWAY		0- 1		0- 1		3- 6				
2- 8	0- 0	0- 0		NEUTRAL		0- 2		0- 0		2- 6				
<hr/>														
2- 14	0- 0	0- 0		NON-CONFERENCE		0- 3		0- 2		2- 9				
0- 1	0- 0	0- 0		HOME		0- 0		0- 0		0- 1				
0- 6	0- 0	0- 0		AWAY		0- 1		0- 2		0- 3				
2- 7	0- 0	0- 0		NEUTRAL		0- 2		0- 0		2- 5				
<hr/>														
8- 5	0- 0	0- 0		CONFERENCE		0- 0		0- 0		8- 5				
5- 1	0- 0	0- 0		HOME		0- 0		0- 0		5- 1				
3- 3	0- 0	0- 0		AWAY		0- 0		0- 0		3- 3				
0- 1	0- 0	0- 0		NEUTRAL		0- 0		0- 0		0- 1				
<hr/>														
RPI S	Opponent	Score	RPI S	Opponent	Score	RPI S	Opponent	Score	RPI S	Opponent	Score			
						65 N	Furman	0 3	122 A	Towson	0 3			
						68 N	Eastern Mich.	0 3	122 A	Towson	0 3			
						94 A	American	2 3	158 A	Charlotte	0 3			
									195 A	Md.-East. Shore	1 3			
									195 H	Md.-East. Shore	0 3			
									207 H	UMBC	0 3			
									225 A	Robert Morris	0 3			
									245 N	Temple	0 3			
									251 N	Campbell	0 3			
									259 N	Canisius	1 3			
									271 A	Hampton	3 2			
									271 H	Hampton	3 0			
									280 N	Tex.-Pan American	0 3			
									292 N	Loyola Maryland	1 3			
									302 A	Norfolk St.	3 2			
						302 H	Norfolk St.	3 0	306 N	Providence	3 2			
						307 A	Howard	2 3	307 H	Howard	3 0			
						309 A	Navy	2 3	309 A	Navy	2 3			
						312 A	Delaware St.	2 3	312 H	Delaware St.	3 1			
						313 N	Bethune-Cookman	2 3	313 N	Bethune-Cookman	2 3			
						307 H	Howard	3 0	321 A	Coppin St.	3 2			
						312 H	Delaware St.	3 1	321 H	Coppin St.	3 0			
						195 A	Md.-East. Shore	1 3	271 H	Hampton	3 0			
						271 A	Hampton	3 2	307 A	Howard	2 3			

**Non-Div. I Games:**

Morgan St.

Average RPI Win: Average RPI Loss:	303 202	WON-LOST RECORD	WINNING PCT. RANK	LAST 10 GAMES	STRENGTH OF SCHEDULE	OPP. STRENGTH OF SCHEDULE	TEAM RPI	ADJ RPI	CONF. RPI	ADJ CONF. RPI						
DIV. I ONLY		10- 21	.32258 257	3- 7	297	295	294	.33471 296	29	29						
DIV. I NON-CONF.		5- 10	.33333 244	0- 0	313	311	304	.34247 300	29	29						
<hr/>																
TOTALS	RPI 1-25	RPI 26-50		W-L RECORDS	RPI 51-100		RPI 101-150		RPI 150+							
10- 21	0- 0	0- 0		OVERALL	0- 2		0- 2		10- 17							
5- 5	0- 0	0- 0		HOME	0- 1		0- 0		5- 4							
3- 10	0- 0	0- 0		AWAY	0- 1		0- 2		3- 7							
2- 6	0- 0	0- 0		NEUTRAL	0- 0		0- 0		2- 6							
<hr/>																
5- 10	0- 0	0- 0		NON-CONFERENCE	0- 0		0- 2		5- 8							
2- 0	0- 0	0- 0		HOME	0- 0		0- 0		2- 0							
1- 4	0- 0	0- 0		AWAY	0- 0		0- 2		1- 2							
2- 6	0- 0	0- 0		NEUTRAL	0- 0		0- 0		2- 6							
<hr/>																
5- 11	0- 0	0- 0		CONFERENCE	0- 2		0- 0		5- 9							
3- 5	0- 0	0- 0		HOME	0- 1		0- 0		3- 4							
2- 6	0- 0	0- 0		AWAY	0- 1		0- 0		2- 5							
0- 0	0- 0	0- 0		NEUTRAL	0- 0		0- 0		0- 0							
<hr/>																
RPI S	Opponent	Score	RPI S	Opponent	Score	RPI S	Opponent	Score	RPI S	Opponent	Score					
						77 A	Sacred Heart	0	3	134 A	Duquesne	0	3			
						77 H	Sacred Heart	0	3	144 A	Liberty	0	3			
												151 A	Long Island	0	3	
												151 H	Long Island	2	3	
												183 A	Lehigh	0	3	
												186 A	Central Conn. St.	0	3	
												186 H	Central Conn. St.	2	3	
												206 N	Rhode Island	0	3	
												218 N	Bradley	1	3	
												225 A	Robert Morris	0	3	
												225 H	Robert Morris	2	3	
												230 A	Akron	0	3	
												232 N	Marist	1	3	
												247 A	Fairleigh Dickinson	2	3	
												247 H	Fairleigh Dickinson	0	3	
												259 N	Canisius	0	3	
												260 A	Bryant	3	2	
												260 H	Bryant	3	2	
												270 N	Hartford	0	3	
												281 N	CSU Bakersfield	2	3	
						303 A	Lafayette	3	1							
						304 A	Quinnipiac	0	3							
						304 H	Quinnipiac	3	0							
						307 N	Howard	3	0							
						312 H	Delaware St.	3	2							
						320 N	Rider	3	1							
						321 H	Coppin St.	3	0							
						LAST 10 GAMES										
						304 H	Quinnipiac	3	0	323 H	St. Francis (NY)	3	1			
						77 H	Sacred Heart	0	3	225 H	Robert Morris	2	3			
260 A	Bryant	3	2	247 A	Fairleigh Dickinson	2	3									
186 A	Central Conn. St.	0	3	77 A	Sacred Heart	0	3									
151 H	Long Island	2	3	304 A	Quinnipiac	0	3									

**Non-Div. I Games:**

Saint Francis (PA)



RPI	S	Opponent	Score	
323	A	St. Francis (NY)	3	0
323	H	St. Francis (NY)	3	1

Saint Francis (PA)(  
P  
A  
)

S  
a  
i  
n  
t  
F  
r  
a  
n  
c  
i  
s  
(  
P  
A  
)

S  
a  
i  
n  
t  
F  
r  
a  
n  
c  
i  
s  
(  
P  
A  
)

Average RPI Win: 319		WON-LOST	WINNING	LAST 10	STRENGTH OF		OPP. STRENGTH	TEAM	ADJ	CONF.	ADJ CONF.				
Average RPI Loss: 197		RECORD	PCT. RANK	GAMES	SCHEDULE		OF SCHEDULE	RPI	RPI	RPI	RPI				
DIV. I ONLY		9- 19	.32143	262	6- 3		309	309	302	.33369	297	33	33		
DIV. I NON-CONF.		0- 13	0	314	0- 0		116	182	295	.36336	293	33	33		
<hr/>															
TOTALS		RPI 1-25		RPI 26-50		W-L RECORDS		RPI 51-100		RPI 101-150		RPI 150+			
9- 19		0- 0		0- 2		OVERALL		0- 2		0- 3		9- 12			
4- 2		0- 0		0- 0		HOME		0- 0		0- 1		4- 1			
4- 6		0- 0		0- 1		AWAY		0- 1		0- 1		4- 3			
1- 11		0- 0		0- 1		NEUTRAL		0- 1		0- 1		1- 8			
0- 13		0- 0		0- 2		NON-CONFERENCE		0- 2		0- 3		0- 6			
0- 2		0- 0		0- 0		HOME		0- 0		0- 1		0- 1			
0- 5		0- 0		0- 1		AWAY		0- 1		0- 1		0- 2			
0- 6		0- 0		0- 1		NEUTRAL		0- 1		0- 1		0- 3			
9- 6		0- 0		0- 0		CONFERENCE		0- 0		0- 0		9- 6			
4- 0		0- 0		0- 0		HOME		0- 0		0- 0		4- 0			
4- 1		0- 0		0- 0		AWAY		0- 0		0- 0		4- 1			
1- 5		0- 0		0- 0		NEUTRAL		0- 0		0- 0		1- 5			
RPI	S	Opponent	Score	RPI	S	Opponent	Score	RPI	S	Opponent	Score	RPI	S	Opponent	Score
				30	N	Washington	0 3	76	A	UTSA	0 3	101	N	Texas Tech	0 3
				44	A	Long Beach St.	0 3	88	N	Oral Roberts	1 3	107	A	Houston Baptist	0 3
												107	H	Houston Baptist	0 3
												200	A	Texas-Arlington	0 3
												207	N	UMBC	0 3
												215	N	Jackson St.	0 3
												226	N	La.-Lafayette	0 3
												256	N	La.-Monroe	1 3
												265	A	McNeese St.	1 3
												280	H	Tex.-Pan American	2 3
												284	N	Alabama A&M	2 3
												310	N	Alabama St.	1 3
												314	A	Grambling	3 0
												314	H	Grambling	3 0
												315	A	Southern U.	2 3
												315	H	Southern U.	3 0
												315	N	Southern U.	2 3
												316	N	Mississippi Val.	3 0
												316	N	Mississippi Val.	0 3
												319	A	Ark.-Pine Bluff	3 1
												319	H	Ark.-Pine Bluff	3 1
												322	A	Texas Southern	3 1
												322	H	Texas Southern	3 0
												326	A	Alcorn St.	3 0
LAST 10 GAMES															
				316	N	Mississippi Val.	3 0	322	A	Texas Southern	3 1	322	H	Texas Southern	3 0
				315	N	Southern U.	2 3	315	H	Southern U.	3 0	326	A	Alcorn St.	3 0
				284	N	Alabama A&M	2 3	315	A	Southern U.	2 3				
				326	A	Alcorn St.	3 0	314	A	Grambling	3 0				
				319	A	Ark.-Pine Bluff	3 1	316	N	Mississippi Val.	0 3				

Non-Div. I Games: Huston-Tillotson 3 0 Xavier (LA) 3 0 Huston-Tillotson 3 0 Prairie View



Average RPI Win: 250		WON-LOST RECORD		WINNING PCT. RANK		LAST 10 GAMES		STRENGTH OF SCHEDULE		OPP. STRENGTH OF SCHEDULE		TEAM RPI		ADJ RPI		CONF. RPI		ADJ CONF. RPI	
DIV. I ONLY		4- 22		.15385 314		0- 10		254		212		300		.32921 299		24		24	
DIV. I NON-CONF.		3- 7		.3 258		0- 1		243		163		265		.40323 259		22		22	
TOTALS		RPI 1-25		RPI 26-50		W-L RECORDS		RPI 51-100		RPI 101-150		RPI 150+							
4- 22		0- 0		0- 3		OVERALL		0- 2		1- 4		3- 13							
1- 8		0- 0		0- 1		HOME		0- 0		0- 1		1- 6							
1- 11		0- 0		0- 2		AWAY		0- 0		0- 3		1- 6							
2- 3		0- 0		0- 0		NEUTRAL		0- 2		1- 0		1- 1							
3- 7		0- 0		0- 1		NON-CONFERENCE		0- 2		1- 2		2- 2							
1- 0		0- 0		0- 0		HOME		0- 0		0- 0		1- 0							
0- 4		0- 0		0- 1		AWAY		0- 0		0- 2		0- 1							
2- 3		0- 0		0- 0		NEUTRAL		0- 2		1- 0		1- 1							
1- 15		0- 0		0- 2		CONFERENCE		0- 0		0- 2		1- 11							
0- 8		0- 0		0- 1		HOME		0- 0		0- 1		0- 6							
1- 7		0- 0		0- 1		AWAY		0- 0		0- 1		1- 5							
0- 0		0- 0		0- 0		NEUTRAL		0- 0		0- 0		0- 0							
RPI	S	Opponent		Score		RPI	S	Opponent		Score		RPI	S	Opponent		Score			
				36	A	Ball St.	0	3	75	N	IPFW	0	3	111	A	Cleveland St.	0	3	
				50	A	Milwaukee	0	3	91	N	Northwestern	0	3	111	H	Cleveland St.	0	3	
				50	H	Milwaukee	1	3						121	A	Illinois St.	0	3	
														129	N	Oakland	3	2	
														145	A	Iowa	0	3	
														166	A	Valparaiso	0	3	
														166	H	Valparaiso	0	3	
														178	A	Butler	1	3	
														178	H	Butler	1	3	
														218	A	Bradley	0	3	
														223	A	Green Bay	1	3	
														223	H	Green Bay	2	3	
														233	A	Ill.-Chicago	0	3	
														233	H	Ill.-Chicago	1	3	
														253	N	DePaul	0	3	
														254	A	Wright St.	3	1	
														254	H	Wright St.	2	3	
														300	A	Youngstown St.	1	3	
														300	H	Youngstown St.	1	3	
														301	H	Montana St.	3	2	
														317	N	Chicago St.	3	0	
				LAST 10 GAMES															
				300	A	Youngstown St.	1	3	218	A	Bradley	0	3						
				111	A	Cleveland St.	0	3	233	A	Ill.-Chicago	0	3						
				178	H	Butler	1	3	166	A	Valparaiso	0	3						
				254	H	Wright St.	2	3	111	H	Cleveland St.	0	3						
				223	A	Green Bay	1	3	50	H	Milwaukee	1	3						

Non-Div. I Games:

Loyola Chicago

Average RPI Win: 279		WON-LOST	WINNING	LAST 10	STRENGTH OF		OPP. STRENGTH	TEAM	ADJ	CONF.	ADJ CONF.
Average RPI Loss: 177		RECORD	PCT. RANK	GAMES	SCHEDULE		OF SCHEDULE	RPI	RPI	RPI	RPI
DIV. I ONLY		5- 24	.17241 306	3- 7	230		249	297	.32712 300	24	24
DIV. I NON-CONF.		2- 11	.15385 297	1- 0	220		249	301	.35034 299	22	22
TOTALS		RPI 1-25	RPI 26-50	W-L RECORDS	RPI 51-100		RPI 101-150	RPI 150+			
5- 24	0- 0		0- 2	OVERALL	0- 2		0- 4	5- 16			
2- 8	0- 0		0- 1	HOME	0- 1		0- 1	2- 5			
2- 11	0- 0		0- 1	AWAY	0- 0		0- 3	2- 7			
1- 5	0- 0		0- 0	NEUTRAL	0- 1		0- 0	1- 4			
2- 11	0- 0		0- 0	NON-CONFERENCE	0- 2		0- 2	2- 7			
0- 2	0- 0		0- 0	HOME	0- 1		0- 0	0- 1			
1- 4	0- 0		0- 0	AWAY	0- 0		0- 2	1- 2			
1- 5	0- 0		0- 0	NEUTRAL	0- 1		0- 0	1- 4			
3- 13	0- 0		0- 2	CONFERENCE	0- 0		0- 2	3- 9			
2- 6	0- 0		0- 1	HOME	0- 0		0- 1	2- 4			
1- 7	0- 0		0- 1	AWAY	0- 0		0- 1	1- 5			
0- 0	0- 0		0- 0	NEUTRAL	0- 0		0- 0	0- 0			
RPI S	Opponent	Score	RPI S	Opponent	Score	RPI S	Opponent	Score	RPI S	Opponent	Score
			50 A Milwaukee	0 3	68 H Eastern Mich.	1 3	106 A Syracuse	2 3			
			50 H Milwaukee	0 3	77 N Sacred Heart	0 3	111 A Cleveland St.	0 3			
							111 H Cleveland St.	0 3			
							137 A Indiana	0 3			
							166 A Valparaiso	0 3			
							166 H Valparaiso	0 3			
							178 A Butler	0 3			
							178 H Butler	1 3			
							207 A UMBC	1 3			
							213 N Buffalo	1 3			
							214 A Kent St.	2 3			
							223 A Green Bay	0 3			
							223 H Green Bay	1 3			
							225 H Robert Morris	1 3			
							233 A Ill.-Chicago	0 3			
							233 H Ill.-Chicago	3 2			
							243 N Siena	2 3			
							247 N Fairleigh Dickinson	3 0			
							254 A Wright St.	0 3			
							254 H Wright St.	1 3			
							262 N Southeast Mo. St.	2 3			
							299 A Loyola Chicago	3 1			
							299 H Loyola Chicago	3 1			
							302 N Norfolk St.	2 3			
							317 A Chicago St.	3 1			
			LAST 10 GAMES								
			299 H Loyola Chicago	3 1	50 A Milwaukee	0 3	299 H Loyola Chicago	3 1			
			223 H Green Bay	1 3	111 A Cleveland St.	0 3	302 N Norfolk St.	2 3			
			233 H Ill.-Chicago	3 2	254 H Wright St.	1 3	317 A Chicago St.	3 1			
			166 H Valparaiso	0 3	178 H Butler	1 3					
			317 A Chicago St.	3 1	166 A Valparaiso	0 3					

Non-Div. I Games:

Youngstown St.

Average RPI Win: 252		WON-LOST	WINNING	LAST 10	STRENGTH OF		OPP. STRENGTH	TEAM	ADJ	CONF.	ADJ CONF.
Average RPI Loss: 192		RECORD	PCT. RANK	GAMES	SCHEDULE		OF SCHEDULE	RPI	RPI	RPI	RPI
DIV. I ONLY		6- 23	.2069	294	3- 7		273	239	299	.32532	301
DIV. I NON-CONF.		2- 11	.15385	297	1- 1		301	253	312	.3088	313
TOTALS		RPI 1-25	RPI 26-50		W-L RECORDS		RPI 51-100		RPI 101-150		RPI 150+
6- 23	0- 0	0- 0		OVERALL		0- 0		0- 4		6- 19	
3- 6	0- 0	0- 0		HOME		0- 0		0- 1		3- 5	
3- 12	0- 0	0- 0		AWAY		0- 0		0- 2		3- 10	
0- 5	0- 0	0- 0		NEUTRAL		0- 0		0- 1		0- 4	
2- 11	0- 0	0- 0		NON-CONFERENCE		0- 0		0- 2		2- 9	
1- 0	0- 0	0- 0		HOME		0- 0		0- 0		1- 0	
1- 6	0- 0	0- 0		AWAY		0- 0		0- 1		1- 5	
0- 5	0- 0	0- 0		NEUTRAL		0- 0		0- 1		0- 4	
4- 12	0- 0	0- 0		CONFERENCE		0- 0		0- 2		4- 10	
2- 6	0- 0	0- 0		HOME		0- 0		0- 1		2- 5	
2- 6	0- 0	0- 0		AWAY		0- 0		0- 1		2- 5	
0- 0	0- 0	0- 0		NEUTRAL		0- 0		0- 0		0- 0	
RPI S	Opponent	Score	RPI S	Opponent	Score	RPI S	Opponent	Score	RPI S	Opponent	Score
									119 A	Northern Colo.	0 3
									119 H	Northern Colo.	1 3
									120 N	Belmont	0 3
									133 A	Ga. Southern	0 3
									156 A	Sacramento St.	1 3
									156 H	Sacramento St.	0 3
									159 N	Stephen F. Austin	1 3
									168 N	South Dakota St.	1 3
									179 A	Portland St.	0 3
									179 H	Portland St.	2 3
									188 A	Idaho St.	3 2
									188 H	Idaho St.	3 1
									189 A	Northern Ariz.	0 3
									189 H	Northern Ariz.	1 3
									201 A	Eastern Wash.	1 3
									201 H	Eastern Wash.	2 3
									203 N	UT Martin	0 3
									209 A	Montana	2 3
									209 H	Montana	0 3
									212 A	UMKC	1 3
									233 A	Ill.-Chicago	1 3
									244 N	Jacksonville	2 3
									253 A	DePaul	0 3
									281 A	CSU Bakersfield	1 3
									281 A	CSU Bakersfield	3 0
									283 A	Weber St.	3 2
									283 H	Weber St.	3 0
LAST 10 GAMES			LAST 10 GAMES			LAST 10 GAMES			LAST 10 GAMES		
			188 H	Idaho St.	3 1				209 A	Montana	2 3
			283 H	Weber St.	3 0				201 A	Eastern Wash.	1 3
			281 A	CSU Bakersfield	3 0				179 A	Portland St.	0 3
			281 A	CSU Bakersfield	1 3				189 H	Northern Ariz.	1 3
			156 A	Sacramento St.	1 3				119 H	Northern Colo.	1 3

Non-Div. I Games:

Montana St.



Average RPI Win: 308		WON-LOST	WINNING	LAST 10	STRENGTH OF		OPP. STRENGTH	TEAM	ADJ	CONF.	ADJ CONF.
Average RPI Loss: 235		RECORD	PCT. RANK	GAMES	SCHEDULE		OF SCHEDULE	RPI	RPI	RPI	RPI
DIV. I ONLY		9- 16	.36	238	4- 6		313	317	305	.32272	302
DIV. I NON-CONF.		2- 9	.18182	290	0- 1		221	287	296	.35321	297
TOTALS		RPI 1-25	RPI 26-50		W-L RECORDS		RPI 51-100		RPI 101-150		RPI 150+
9- 16	0- 0	0- 0		OVERALL		0- 0		0- 1		9- 15	
5- 3	0- 0	0- 0		HOME		0- 0		0- 0		5- 3	
3- 8	0- 0	0- 0		AWAY		0- 0		0- 1		3- 7	
1- 5	0- 0	0- 0		NEUTRAL		0- 0		0- 0		1- 5	
2- 9	0- 0	0- 0		NON-CONFERENCE		0- 0		0- 1		2- 8	
0- 0	0- 0	0- 0		HOME		0- 0		0- 0		0- 0	
1- 4	0- 0	0- 0		AWAY		0- 0		0- 1		1- 3	
1- 5	0- 0	0- 0		NEUTRAL		0- 0		0- 0		1- 5	
7- 7	0- 0	0- 0		CONFERENCE		0- 0		0- 0		7- 7	
5- 3	0- 0	0- 0		HOME		0- 0		0- 0		5- 3	
2- 4	0- 0	0- 0		AWAY		0- 0		0- 0		2- 4	
0- 0	0- 0	0- 0		NEUTRAL		0- 0		0- 0		0- 0	
RPI S	Opponent	Score	RPI S	Opponent	Score	RPI S	Opponent	Score	RPI S	Opponent	Score
									103 A	James Madison	0 3
									164 N	Troy	0 3
									184 N	Tennessee St.	0 3
									195 A	Md.-East. Shore	0 3
									195 H	Md.-East. Shore	0 3
									196 A	Davidson	0 3
									207 A	UMBC	0 3
									247 N	Fairleigh Dickinson	1 3
									251 N	Campbell	0 3
									264 A	Mercer	0 3
									271 A	Hampton	3 2
									271 H	Hampton	1 3
									277 N	Coastal Caro.	0 3
									291 A	High Point	3 2
									295 A	Morgan St.	0 3
									295 H	Morgan St.	2 3
									300 N	Youngstown St.	3 2
									307 A	Howard	2 3
									307 H	Howard	3 1
									312 A	Delaware St.	0 3
									312 H	Delaware St.	3 2
									321 A	Coppin St.	3 0
									321 H	Coppin St.	3 0
									324 H	N.C. A&T	3 1
									324 H	N.C. A&T	3 0
LAST 10 GAMES											
			312 A	Delaware St.	0 3		295 H	Morgan St.	2 3		
			195 A	Md.-East. Shore	0 3		295 A	Morgan St.	0 3		
			307 H	Howard	3 1		271 A	Hampton	3 2		
			103 A	James Madison	0 3		195 H	Md.-East. Shore	0 3		
			321 A	Coppin St.	3 0		312 H	Delaware St.	3 2		

Non-Div. I Games:

Norfolk St.



Average RPI Win:	313	WON-LOST RECORD	WINNING PCT. RANK	LAST 10 GAMES	STRENGTH OF SCHEDULE	OPP. STRENGTH OF SCHEDULE	TEAM RPI	ADJ RPI	CONF. RPI	ADJ CONF. RPI		
DIV. I ONLY		10- 17	.37037	234	3- 7	323	297	308	.32234	303	27	26
DIV. I NON-CONF.		7- 6	.53846	154	0- 1	327	321	310	.33301	307	28	27
<hr/>												
TOTALS	RPI 1-25	RPI 26-50		W-L RECORDS		RPI 51-100		RPI 101-150		RPI 150+		
10- 17	0- 0	0- 0		OVERALL		0- 4		0- 0		10- 13		
5- 10	0- 0	0- 0		HOME		0- 2		0- 0		5- 8		
3- 7	0- 0	0- 0		AWAY		0- 2		0- 0		3- 5		
2- 0	0- 0	0- 0		NEUTRAL		0- 0		0- 0		2- 0		
7- 6	0- 0	0- 0		NON-CONFERENCE		0- 0		0- 0		7- 6		
3- 5	0- 0	0- 0		HOME		0- 0		0- 0		3- 5		
2- 1	0- 0	0- 0		AWAY		0- 0		0- 0		2- 1		
2- 0	0- 0	0- 0		NEUTRAL		0- 0		0- 0		2- 0		
3- 11	0- 0	0- 0		CONFERENCE		0- 4		0- 0		3- 7		
2- 5	0- 0	0- 0		HOME		0- 2		0- 0		2- 3		
1- 6	0- 0	0- 0		AWAY		0- 2		0- 0		1- 4		
0- 0	0- 0	0- 0		NEUTRAL		0- 0		0- 0		0- 0		
RPI	S	Opponent	Score	RPI	S	Opponent	Score	RPI	S	Opponent	Score	
						93 A Army	1 <div>3</div>			183 A Lehigh	2 <div>3</div>	
						93 H Army	0 <div>3</div>			183 H Lehigh	0 <div>3</div>	
						94 A American	1 <div>3</div>			202 A Colgate	0 <div>3</div>	
						94 H American	0 <div>3</div>			202 H Colgate	0 <div>3</div>	
										241 A NJIT	0 <div>3</div>	
										246 H Manhattan	2 <div>3</div>	
										247 H Fairleigh Dickinson	1 <div>3</div>	
										270 H Hartford	0 <div>3</div>	
										278 A Holy Cross	0 <div>3</div>	
										278 H Holy Cross	0 <div>3</div>	
										289 A Bucknell	0 <div>3</div>	
										289 H Bucknell	3 0	
										292 H Loyola Maryland	2 <div>3</div>	
										296 H Saint Francis (PA)	1 <div>3</div>	
										306 A Providence	3 0	
										308 H La Salle	3 2	
										309 A Navy	3 2	
										309 H Navy	3 1	
										320 H Rider	3 0	
										321 N Coppin St.	3 2	
										323 A St. Francis (NY)	3 2	
										323 N St. Francis (NY)	3 1	
										325 H Saint Peter's	3 0	
LAST 10 GAMES												
						94 A American	1 <div>3</div>			241 A NJIT	0 <div>3</div>	
						309 A Navy	3 2			278 A Holy Cross	0 <div>3</div>	
						289 H Bucknell	3 0			93 A Army	1 <div>3</div>	
						202 H Colgate	0 <div>3</div>			309 H Navy	3 1	
						183 H Lehigh	0 <div>3</div>			94 H American	0 <div>3</div>	

Non-Div. I Games:

Lafayette

Quinnipiac

Through Games Of November 20, 2011

Average RPI Win:	313	WON-LOST	WINNING	LAST 10	STRENGTH OF	OPP. STRENGTH	TEAM	ADJ	CONF.	ADJ CONF.	
Average RPI Loss:	183	RECORD	PCT. RANK	GAMES	SCHEDULE	OF SCHEDULE	RPI	RPI	RPI	RPI	
DIV. I ONLY	4- 25	.13793	316	2- 8	237	264	307	.31798	304	29	29
DIV. I NON-CONF.	1- 12	.07692	307	0- 0	224	191	307	.34075	302	29	29
<hr/>											
TOTALS	RPI 1-25	RPI 26-50		W-L RECORDS		RPI 51-100		RPI 101-150		RPI 150+	
4- 25	0- 1	0- 0		OVERALL		0- 5		0- 3		4- 16	
3- 9	0- 0	0- 0		HOME		0- 2		0- 1		3- 6	
1- 11	0- 0	0- 0		AWAY		0- 2		0- 1		1- 8	
0- 5	0- 1	0- 0		NEUTRAL		0- 1		0- 1		0- 2	
<hr/>											
1- 12	0- 1	0- 0		NON-CONFERENCE		0- 3		0- 3		1- 5	
1- 3	0- 0	0- 0		HOME		0- 1		0- 1		1- 1	
0- 4	0- 0	0- 0		AWAY		0- 1		0- 1		0- 2	
0- 5	0- 1	0- 0		NEUTRAL		0- 1		0- 1		0- 2	
<hr/>											
3- 13	0- 0	0- 0		CONFERENCE		0- 2		0- 0		3- 11	
2- 6	0- 0	0- 0		HOME		0- 1		0- 0		2- 5	
1- 7	0- 0	0- 0		AWAY		0- 1		0- 0		1- 6	
0- 0	0- 0	0- 0		NEUTRAL		0- 0		0- 0		0- 0	
<hr/>											
RPI S	Opponent	Score		RPI S	Opponent	Score		RPI S	Opponent	Score	
15 N	UCLA	0	3			77 A	Sacred Heart 0 3	132 A	Loyola Marymount	0	3
						77 H	Sacred Heart 0 3	142 N	VCU	0	3
						79 N	Xavier 0 3	146 H	Cal St. Fullerton	0	3
						90 A	Yale 0 3	151 A	Long Island	0	3
						93 H	Army 1 3	151 H	Long Island	0	3
								169 A	Maryland	0	3
								186 A	Central Conn. St.	1	3
								186 H	Central Conn. St.	2	3
								225 A	Robert Morris	0	3
								225 H	Robert Morris	1	3
								236 H	New Hampshire	0	3
								247 A	Fairleigh Dickinson	1	3
								247 H	Fairleigh Dickinson	0	3
								260 A	Bryant	0	3
								260 H	Bryant	0	3
								270 A	Hartford	0	3
								296 A	Saint Francis (PA)	0	3
								296 H	Saint Francis (PA)	3	0
								308 H	La Salle	3	2
								309 N	Navy	2	3
								312 N	Delaware St.	0	3
								323 A	St. Francis (NY)	3	0
								323 H	St. Francis (NY)	3	2
<hr/>											
LAST 10 GAMES											
				296 A	Saint Francis (PA)	0	3	260 H	Bryant	0	3
				225 A	Robert Morris	0	3	323 A	St. Francis (NY)	3	0
				247 H	Fairleigh Dickinson	0	3	151 A	Long Island	0	3
				77 H	Sacred Heart	0	3	225 H	Robert Morris	1	3
				186 H	Central Conn. St.	2	3	296 H	Saint Francis (PA)	3	0































Non-Div. I Games:

Quinnipiac

Average RPI Win:	278	WON-LOST RECORD	WINNING PCT. RANK	LAST 10 GAMES	STRENGTH OF SCHEDULE	OPP. STRENGTH OF SCHEDULE	TEAM RPI	ADJ RPI	CONF. RPI	ADJ CONF. RPI	
DIV. I ONLY		5- 25	.16667 308	1- 9	266	252	306	.31124 305	28	28	
DIV. I NON-CONF.		3- 12	.2 285	1- 0	216	192	284	.37409 285	27	28	
<hr/>											
TOTALS	RPI 1-25	RPI 26-50		W-L RECORDS	RPI 51-100		RPI 101-150		RPI 150+		
5- 25	0- 0	0- 1		OVERALL	0- 4		0- 4		5- 16		
1- 7	0- 0	0- 0		HOME	0- 0		0- 1		1- 6		
2- 11	0- 0	0- 1		AWAY	0- 1		0- 2		2- 7		
2- 7	0- 0	0- 0		NEUTRAL	0- 3		0- 1		2- 3		
<hr/>											
3- 12	0- 0	0- 1		NON-CONFERENCE	0- 4		0- 1		3- 6		
0- 1	0- 0	0- 0		HOME	0- 0		0- 0		0- 1		
2- 4	0- 0	0- 1		AWAY	0- 1		0- 0		2- 2		
1- 7	0- 0	0- 0		NEUTRAL	0- 3		0- 1		1- 3		
<hr/>											
2- 13	0- 0	0- 0		CONFERENCE	0- 0		0- 3		2- 10		
1- 6	0- 0	0- 0		HOME	0- 0		0- 1		1- 5		
0- 7	0- 0	0- 0		AWAY	0- 0		0- 2		0- 5		
1- 0	0- 0	0- 0		NEUTRAL	0- 0		0- 0		1- 0		
<hr/>											
RPI S	Opponent	Score	RPI S	Opponent	Score	RPI S	Opponent	Score	RPI S	Opponent	Score
			41 A	Duke	0 3	53 N	Wisconsin	0 3	108 N	North Carolina St.	1 3
						63 N	Arkansas	0 3	144 A	Liberty	0 3
						65 N	Furman	1 3	148 A	Winthrop	1 3
						71 A	Col. of Charleston	0 3	148 H	Winthrop	0 3
									173 A	Wake Forest	1 3
									205 H	UNC Asheville	0 3
									216 N	North Florida	2 3
									222 N	Western Caro.	0 3
									228 A	Radford	0 3
									231 A	UNC Wilmington	0 3
									237 A	Presbyterian	0 3
									237 H	Presbyterian	1 3
									251 A	Campbell	0 3
									251 H	Campbell	3 1
									272 H	Wofford	0 3
									272 N	Wofford	1 3
									275 N	East Carolina	3 2
									277 A	Coastal Caro.	0 3
									277 H	Coastal Caro.	1 3
									282 A	Citadel	3 1
									288 A	South Carolina St.	3 1
			LAST 10 GAMES						291 A	High Point	1 3
			291 A	High Point	1 3	288 A	South Carolina St.	3 1	291 H	High Point	0 3
			251 A	Campbell	0 3	205 H	UNC Asheville	0 3	293 H	Gardner-Webb	1 3
			277 H	Coastal Caro.	1 3	293 H	Gardner-Webb	1 3	293 N	Gardner-Webb	3 2
			148 H	Winthrop	0 3	144 A	Liberty	0 3			
			237 H	Presbyterian	1 3	228 A	Radford	0 3			

**Non-Div. I Games:**

Charleston So.

Average RPI Win: 294		WON-LOST	WINNING	LAST 10	STRENGTH OF		OPP. STRENGTH	TEAM	ADJ		CONF.	ADJ CONF.
Average RPI Loss: 211		RECORD	PCT. RANK	GAMES	SCHEDULE		OF SCHEDULE	RPI	RPI		RPI	RPI
DIV. I ONLY		8- 22	.26667	283	294		287	301	.31065		25	25
DIV. I NON-CONF.		6- 12	.33333	244	310		314	303	.33445		26	26
TOTALS		RPI 1-25	RPI 26-50		W-L RECORDS		RPI 51-100		RPI 101-150		RPI 150+	
8- 22		0- 0	0- 0		OVERALL		0- 3		0- 0		8- 19	
4- 7		0- 0	0- 0		HOME		0- 1		0- 0		4- 6	
2- 10		0- 0	0- 0		AWAY		0- 2		0- 0		2- 8	
2- 5		0- 0	0- 0		NEUTRAL		0- 0		0- 0		2- 5	
6- 12		0- 0	0- 0		NON-CONFERENCE		0- 1		0- 0		6- 11	
3- 2		0- 0	0- 0		HOME		0- 0		0- 0		3- 2	
1- 5		0- 0	0- 0		AWAY		0- 1		0- 0		1- 4	
2- 5		0- 0	0- 0		NEUTRAL		0- 0		0- 0		2- 5	
2- 10		0- 0	0- 0		CONFERENCE		0- 2		0- 0		2- 8	
1- 5		0- 0	0- 0		HOME		0- 1		0- 0		1- 4	
1- 5		0- 0	0- 0		AWAY		0- 1		0- 0		1- 4	
0- 0		0- 0	0- 0		NEUTRAL		0- 0		0- 0		0- 0	
RPI S	Opponent	Score	RPI S	Opponent	Score	RPI S	Opponent	Score	RPI S	Opponent	Score	
						83 A	Albany (NY)	0 	153 N	Memphis	0 	
						83 H	Albany (NY)	1 	161 A	Dartmouth	0 	
						89 A	San Francisco	0 	163 N	Columbia	0 	
									186 N	Central Conn. St.	1 	
									206 A	Rhode Island	0 	
									207 A	UMBC	0 	
									207 H	UMBC	2 	
									224 A	Stony Brook	0 	
									224 H	Stony Brook	0 	
									236 A	New Hampshire	3 2	
									236 H	New Hampshire	1 	
									246 A	Manhattan	1 	
									250 A	Binghamton	1 	
									250 H	Binghamton	1 	
									259 N	Canisius	1 	
									260 H	Bryant	3 1	
									267 H	Brown	1 	
									270 A	Hartford	0 	
									270 H	Hartford	3 2	
									278 A	Holy Cross	2 	
									295 N	Morgan St.	2 	
									303 H	Lafayette	0 	
									308 A	La Salle	3 1	
									312 N	Delaware St.	3 0	
									321 H	Coppin St.	3 0	
									323 H	St. Francis (NY)	3 0	
									325 N	Saint Peter's	3 1	
			LAST 10 GAMES									
			207 H	UMBC	2 	270 A	Hartford	0 				
			224 H	Stony Brook	0 	260 H	Bryant	3 1				
			83 H	Albany (NY)	1 	224 A	Stony Brook	0 				
			250 H	Binghamton	1 	207 A	UMBC	0 				
			236 A	New Hampshire	3 2	250 A	Binghamton	1 				

Non-Div. I Games:

Providence

Average RPI Win:	285	WON-LOST RECORD	WINNING PCT. RANK	LAST 10 GAMES	STRENGTH OF SCHEDULE	OPP. STRENGTH OF SCHEDULE	TEAM RPI	ADJ RPI	CONF. RPI	ADJ CONF. RPI					
DIV. I ONLY		6- 24	.2 298	3- 7	249	306	304	.3096	307	32	32				
DIV. I NON-CONF.		1- 16	.05882 313	0- 1	148	264	300	.33929	303	32	32				
<hr/>															
TOTALS	RPI 1-25	RPI 26-50		W-L RECORDS		RPI 51-100		RPI 101-150		RPI 150+					
6- 24	0- 0	0- 0		OVERALL		0- 1		0- 5		6- 18					
3- 2	0- 0	0- 0		HOME		0- 0		0- 0		3- 2					
2- 14	0- 0	0- 0		AWAY		0- 1		0- 5		2- 8					
1- 8	0- 0	0- 0		NEUTRAL		0- 0		0- 0		1- 8					
<hr/>															
1- 16	0- 0	0- 0		NON-CONFERENCE		0- 1		0- 5		1- 10					
0- 0	0- 0	0- 0		HOME		0- 0		0- 0		0- 0					
0- 9	0- 0	0- 0		AWAY		0- 1		0- 5		0- 3					
1- 7	0- 0	0- 0		NEUTRAL		0- 0		0- 0		1- 7					
<hr/>															
5- 8	0- 0	0- 0		CONFERENCE		0- 0		0- 0		5- 8					
3- 2	0- 0	0- 0		HOME		0- 0		0- 0		3- 2					
2- 5	0- 0	0- 0		AWAY		0- 0		0- 0		2- 5					
0- 1	0- 0	0- 0		NEUTRAL		0- 0		0- 0		0- 1					
<hr/>															
RPI	S	Opponent	Score	RPI	S	Opponent	Score	RPI	S	Opponent	Score				
				94 A American 0 3											
				118 A George Washington 0 3											
				122 A Towson 0 3											
				125 A Pittsburgh 0 3											
				134 A Duquesne 0 3											
				142 A VCU 0 3											
				153 N Memphis 0 3											
				157 N Princeton 3 1											
				185 A Connecticut 0 3											
				195 A Md.-East. Shore 1 3											
				195 H Md.-East. Shore 0 3											
				228 N Radford 1 3											
				235 A Rutgers 1 3											
				240 A UNC Greensboro 1 3											
				249 N Florida A&M 0 3											
				250 N Binghamton 0 3											
				250 N Binghamton 2 3											
				252 N Eastern Ky. 1 3											
				271 A Hampton 0 3											
				271 H Hampton 1 3											
				278 N Holy Cross 0 3											
				295 A Morgan St. 0 3											
								LAST 10 GAMES							
								249 N Florida A&M 0 3							
								312 H Delaware St. 3 1							
				321 A Coppin St. 3 2											
				195 H Md.-East. Shore 0 3											
				195 A Md.-East. Shore 1 3											
				94 A American 0 3											
				295 H Morgan St. 3 2											
				295 H Morgan St. 3 2											
				296 N Saint Francis (PA) 0 3											
				302 A Norfolk St. 1 3											
				302 H Norfolk St. 3 2											
				312 A Delaware St. 2 3											
				312 H Delaware St. 3 1											

Non-Div. I Games:

Howard

RPI	S	Opponent	Score	
321	A	Coppin St.	3	1
321	A	Coppin St.	3	2

Howard

H  
o  
w  
a  
r  
d

H  
o  
w  
a  
r  
d

[illegible]

**Non-Div. I Games:**

La Salle

Average RPI Win: 291		WON-LOST	WINNING	LAST 10	STRENGTH OF		OPP. STRENGTH	TEAM	ADJ	CONF.	ADJ CONF.
Average RPI Loss: 208		RECORD	PCT. RANK	GAMES	SCHEDULE		OF SCHEDULE	RPI	RPI	RPI	RPI
DIV. I ONLY		6- 23	.2069	294	0- 10		295	279	311	.30162	309
DIV. I NON-CONF.		4- 10	.28571	264	0- 0		312	286	306	.33528	304
TOTALS		RPI 1-25	RPI 26-50		W-L RECORDS		RPI 51-100		RPI 101-150		RPI 150+
6- 23	0- 0	0- 0		OVERALL		0- 5		0- 1		6- 17	
2- 9	0- 0	0- 0		HOME		0- 2		0- 1		2- 6	
1- 10	0- 0	0- 0		AWAY		0- 2		0- 0		1- 8	
3- 4	0- 0	0- 0		NEUTRAL		0- 1		0- 0		3- 3	
4- 10	0- 0	0- 0		NON-CONFERENCE		0- 1		0- 1		4- 8	
1- 3	0- 0	0- 0		HOME		0- 0		0- 1		1- 2	
1- 3	0- 0	0- 0		AWAY		0- 0		0- 0		1- 3	
2- 4	0- 0	0- 0		NEUTRAL		0- 1		0- 0		2- 3	
2- 13	0- 0	0- 0		CONFERENCE		0- 4		0- 0		2- 9	
1- 6	0- 0	0- 0		HOME		0- 2		0- 0		1- 4	
0- 7	0- 0	0- 0		AWAY		0- 2		0- 0		0- 5	
1- 0	0- 0	0- 0		NEUTRAL		0- 0		0- 0		1- 0	
RPI S	Opponent	Score	RPI S	Opponent	Score	RPI S	Opponent	Score	RPI S	Opponent	Score
						74 N	Northeastern	0 3	136 H	Bowling Green	0 3
						93 A	Army	0 3	183 A	Lehigh	0 3
						93 H	Army	0 3	183 H	Lehigh	0 3
						94 A	American	43 75	190 A	Harvard	0 3
						94 H	American	0 3	202 A	Colgate	0 3
									202 H	Colgate	1 3
									207 A	UMBC	0 3
									220 A	George Mason	0 3
									240 N	UNC Greensboro	1 3
									255 H	Air Force	0 3
									269 H	Iona	0 3
									270 A	Hartford	3 2
									278 A	Holy Cross	0 3
									278 H	Holy Cross	0 3
									278 N	Holy Cross	3 1
									289 A	Bucknell	1 3
									289 H	Bucknell	3 2
									291 N	High Point	0 3
									295 H	Morgan St.	3 2
									303 A	Lafayette	1 3
									303 H	Lafayette	2 3
									304 N	Quinnipiac	3 2
									308 N	La Salle	0 3
									312 N	Delaware St.	3 1
			LAST 10 GAMES								
			183 H	Lehigh	0 3	202 A	Colgate	0 3			
			303 H	Lafayette	2 3	289 A	Bucknell	1 3			
			278 H	Holy Cross	0 3	303 A	Lafayette	1 3			
			93 H	Army	0 3	183 A	Lehigh	0 3			
			94 A	American	43 75	94 H	American	0 3			

Non-Div. I Games:

Navy



Average RPI Win: 317		WON-LOST RECORD		WINNING PCT. RANK		LAST 10 GAMES		STRENGTH OF SCHEDULE		OPP. STRENGTH OF SCHEDULE		TEAM RPI		ADJ RPI		CONF. RPI		ADJ CONF. RPI	
DIV. I ONLY		10- 21		.32258 257		4- 6		300		325		303		.30007 310		33		33	
DIV. I NON-CONF.		1- 13		.07143 310		0- 0		240		312		313		.29491 317		33		33	
TOTALS		RPI 1-25		RPI 26-50		W-L RECORDS		RPI 51-100		RPI 101-150		RPI 150+							
10- 21		0- 0		0- 0		OVERALL		0- 1		0- 1		10- 19							
2- 5		0- 0		0- 0		HOME		0- 0		0- 0		2- 5							
2- 7		0- 0		0- 0		AWAY		0- 0		0- 1		2- 6							
6- 9		0- 0		0- 0		NEUTRAL		0- 1		0- 0		6- 8							
1- 13		0- 0		0- 0		NON-CONFERENCE		0- 1		0- 1		1- 11							
0- 2		0- 0		0- 0		HOME		0- 0		0- 0		0- 2							
0- 5		0- 0		0- 0		AWAY		0- 0		0- 1		0- 4							
1- 6		0- 0		0- 0		NEUTRAL		0- 1		0- 0		1- 5							
9- 8		0- 0		0- 0		CONFERENCE		0- 0		0- 0		9- 8							
2- 3		0- 0		0- 0		HOME		0- 0		0- 0		2- 3							
2- 2		0- 0		0- 0		AWAY		0- 0		0- 0		2- 2							
5- 3		0- 0		0- 0		NEUTRAL		0- 0		0- 0		5- 3							
RPI	S	Opponent	Score	RPI	S	Opponent	Score	RPI	S	Opponent	Score	RPI	S	Opponent	Score				
								70	N	Texas St.	1 3	139	A	Alabama	0 3				
												164	A	Troy	0 3				
												195	A	Md.-East. Shore	0 3				
												211	N	South Ala.	1 3				
												215	A	Jackson St.	0 3				
												215	H	Jackson St.	0 3				
												215	H	Jackson St.	0 3				
												215	N	Jackson St.	0 3				
												215	N	Jackson St.	1 3				
												234	A	Nicholls St.	0 3				
												258	N	Austin Peay	0 3				
												271	N	Hampton	0 3				
												272	N	Wofford	0 3				
												281	H	CSU Bakersfield	1 3				
												282	N	Citadel	2 3				
												284	A	Alabama A&M	1 3				
												284	H	Alabama A&M	1 3				
												288	A	South Carolina St.	0 3				
												288	H	South Carolina St.	0 3				
												297	N	Prairie View	3 1				
												314	N	Grambling	3 0				
												315	N	Southern U.	3 2				
												315	N	Southern U.	1 3				
												316	A	Mississippi Val.	3 2				
												316	H	Mississippi Val.	3 0				
												318	N	N.C. Central	3 0				
												322	N	Texas Southern	3 0				
LAST 10 GAMES																			
				215	N	Jackson St.	1 3	215	A	Jackson St.	0 3	315	N	Southern U.	1 3				
				322	N	Texas Southern	3 0	326	H	Alcorn St.	3 0	316	A	Mississippi Val.	3 2				
				215	N	Jackson St.	0 3	326	A	Alcorn St.	3 0	316	H	Mississippi Val.	3 0				
				314	N	Grambling	3 0	284	H	Alabama A&M	1 3	318	N	N.C. Central	3 0				
				284	A	Alabama A&M	1 3	215	H	Jackson St.	0 3	322	N	Texas Southern	3 0				
Non-Div. I Games:		Claflin	3 0	Stillman	3 0	Stillman	3 0	LeMoyne-Owen		3 0	Alabama St.								
		Clark Atlanta	3 0																

RPI	S	Opponent	Score	
322	N	Texas Southern	3	0
326	A	Alcorn St.	3	0
326	H	Alcorn St.	3	0

Alabama St.

A  
l  
a  
b  
a  
m  
a  
s  
t  
.

A  
l  
a  
b  
a  
m  
a  
s  
t  
.

Average RPI Win:	268	WON-LOST RECORD	WINNING PCT. RANK	LAST 10 GAMES	STRENGTH OF SCHEDULE	OPP. STRENGTH OF SCHEDULE	TEAM RPI	ADJ RPI	CONF. RPI	ADJ CONF. RPI	
DIV. I ONLY		5- 28	.15152 315	1- 9	267	261	309	.29348 311	20	20	
DIV. I NON-CONF.		4- 13	.23529 277	0- 0	231	292	290	.35832 296	18	18	
<hr/>											
TOTALS	RPI 1-25	RPI 26-50		W-L RECORDS	RPI 51-100		RPI 101-150		RPI 150+		
5- 28	0- 0	0- 0		OVERALL	0- 3		0- 4		5- 21		
3- 8	0- 0	0- 0		HOME	0- 1		0- 0		3- 7		
1- 12	0- 0	0- 0		AWAY	0- 1		0- 3		1- 8		
1- 8	0- 0	0- 0		NEUTRAL	0- 1		0- 1		1- 6		
<hr/>											
4- 13	0- 0	0- 0		NON-CONFERENCE	0- 1		0- 3		4- 9		
2- 1	0- 0	0- 0		HOME	0- 0		0- 0		2- 1		
1- 4	0- 0	0- 0		AWAY	0- 0		0- 2		1- 2		
1- 8	0- 0	0- 0		NEUTRAL	0- 1		0- 1		1- 6		
<hr/>											
1- 15	0- 0	0- 0		CONFERENCE	0- 2		0- 1		1- 12		
1- 7	0- 0	0- 0		HOME	0- 1		0- 0		1- 6		
0- 8	0- 0	0- 0		AWAY	0- 1		0- 1		0- 6		
0- 0	0- 0	0- 0		NEUTRAL	0- 0		0- 0		0- 0		
<hr/>											
RPI S	Opponent	Score	RPI S	Opponent	Score	RPI S	Opponent	Score	RPI S	Opponent	Score
						64 N	Samford	1 3	101 N	Texas Tech	0 3
						70 H	Texas St.	0 3	107 A	Houston Baptist	0 3
						76 A	UTSA	0 3	128 A	Mississippi St.	0 3
									131 A	Sam Houston St.	0 3
									154 N	Southern Miss.	0 3
									159 H	Stephen F. Austin	0 3
									187 A	Central Ark.	2 3
									187 H	Central Ark.	0 3
									200 H	Texas-Arlington	1 3
									203 N	UT Martin	0 3
									211 A	South Ala.	0 3
									215 H	Jackson St.	3 2
									217 A	A&M-Corpus Christi	0 3
									226 H	La.-Lafayette	0 3
									227 N	Southern Ill.	0 3
									234 A	Nicholls St.	2 3
									234 H	Nicholls St.	1 3
									238 A	Lamar	1 3
									238 H	Lamar	3 1
									242 A	Northwestern St.	1 3
									242 H	Northwestern St.	1 3
									256 H	La.-Monroe	3 1
									265 A	McNeese St.	0 3
									265 H	McNeese St.	0 3
									268 A	Louisiana Tech	1 3
									268 N	Louisiana Tech	2 3
									268 N	Louisiana Tech	1 3

Non-Div. I Games:

Southeastern La.

RPI	S	Opponent	Score	
284	N	Alabama A&M	1	3
314	N	Grambling	3	0
315	A	Southern U.	3	0

Southeastern La.

S  
o  
u  
t  
h  
e  
a  
s  
t  
e  
r  
n  
L  
a  
.

S  
o  
u  
t  
h  
e  
a  
s  
t  
e  
r  
n  
L  
a  
.

Average RPI Win: 306		WON-LOST	WINNING	LAST 10	STRENGTH OF		OPP. STRENGTH	TEAM	ADJ	CONF.	ADJ CONF.
Average RPI Loss: 238		RECORD	PCT. RANK	GAMES	SCHEDULE		OF SCHEDULE	RPI	RPI	RPI	RPI
DIV. I ONLY		5- 20	.2 298	2- 8	307		312	315	.28535	312	32
DIV. I NON-CONF.		1- 12	.07692 307	0- 1	276		291	317	.3033	315	32
TOTALS		RPI 1-25	RPI 26-50	W-L RECORDS	RPI 51-100		RPI 101-150	RPI 150+			
5- 20	0- 0	0- 0	OVERALL	0- 1			0- 2	5- 17			
4- 4	0- 0	0- 0	HOME	0- 0			0- 0	4- 4			
0- 10	0- 0	0- 0	AWAY	0- 1			0- 0	0- 9			
1- 6	0- 0	0- 0	NEUTRAL	0- 0			0- 2	1- 4			
1- 12	0- 0	0- 0	NON-CONFERENCE	0- 1			0- 2	1- 9			
0- 2	0- 0	0- 0	HOME	0- 0			0- 0	0- 2			
0- 4	0- 0	0- 0	AWAY	0- 1			0- 0	0- 3			
1- 6	0- 0	0- 0	NEUTRAL	0- 0			0- 2	1- 4			
4- 8	0- 0	0- 0	CONFERENCE	0- 0			0- 0	4- 8			
4- 2	0- 0	0- 0	HOME	0- 0			0- 0	4- 2			
0- 6	0- 0	0- 0	AWAY	0- 0			0- 0	0- 6			
0- 0	0- 0	0- 0	NEUTRAL	0- 0			0- 0	0- 0			
RPI S	Opponent	Score	RPI S	Opponent	Score	RPI S	Opponent	Score	RPI S	Opponent	Score
						73 A	Delaware	0 3	105 N	UTEP	0 3
									147 N	Niagara	0 3
									161 A	Dartmouth	0 3
									183 H	Lehigh	1 3
									186 N	Central Conn. St.	0 3
									195 A	Md.-East. Shore	0 3
									195 H	Md.-East. Shore	0 3
									266 H	Cornell	0 3
									270 A	Hartford	0 3
									271 A	Hampton	2 3
									271 H	Hampton	1 3
									295 A	Morgan St.	1 3
									295 H	Morgan St.	3 2
									296 A	Saint Francis (PA)	2 3
									302 A	Norfolk St.	2 3
									302 H	Norfolk St.	3 0
									304 N	Quinnipiac	3 0
									306 N	Providence	0 3
									307 A	Howard	1 3
									307 H	Howard	3 2
									308 N	La Salle	0 3
									309 N	Navy	1 3
									321 A	Coppin St.	2 3
									321 H	Coppin St.	3 2
			LAST 10 GAMES								
			302 H	Norfolk St.	3 0	183 H	Lehigh	1 3			
			271 H	Hampton	1 3	195 H	Md.-East. Shore	0 3			
			295 A	Morgan St.	1 3	271 A	Hampton	2 3			
			321 H	Coppin St.	3 2	302 A	Norfolk St.	2 3			
			307 A	Howard	1 3	321 A	Coppin St.	2 3			

Non-Div. I Games:

Delaware St.

Average RPI Win:	304	WON-LOST RECORD	WINNING PCT. RANK	LAST 10 GAMES	STRENGTH OF SCHEDULE	OPP. STRENGTH OF SCHEDULE	TEAM RPI	ADJ RPI	CONF. RPI	ADJ CONF. RPI				
Average RPI Loss:	242													
DIV. I ONLY		13- 19	.40625 212	4- 6	327	322	312	.28514 313	32	32				
DIV. I NON-CONF.		1- 14	.06667 311	0- 3	315	282	322	.26199 323	32	32				
<hr/>														
TOTALS	RPI 1-25	RPI 26-50		W-L RECORDS	RPI 51-100		RPI 101-150		RPI 150+					
13- 19	0- 0	0- 0		OVERALL	0- 1		0- 1		13- 17					
6- 8	0- 0	0- 0		HOME	0- 1		0- 0		6- 7					
3- 8	0- 0	0- 0		AWAY	0- 0		0- 0		3- 8					
4- 3	0- 0	0- 0		NEUTRAL	0- 0		0- 1		4- 2					
<hr/>														
1- 14	0- 0	0- 0		NON-CONFERENCE	0- 1		0- 1		1- 12					
0- 6	0- 0	0- 0		HOME	0- 1		0- 0		0- 5					
0- 6	0- 0	0- 0		AWAY	0- 0		0- 0		0- 6					
1- 2	0- 0	0- 0		NEUTRAL	0- 0		0- 1		1- 1					
<hr/>														
12- 5	0- 0	0- 0		CONFERENCE	0- 0		0- 0		12- 5					
6- 2	0- 0	0- 0		HOME	0- 0		0- 0		6- 2					
3- 2	0- 0	0- 0		AWAY	0- 0		0- 0		3- 2					
3- 1	0- 0	0- 0		NEUTRAL	0- 0		0- 0		3- 1					
<hr/>														
RPI S	Opponent	Score	RPI S	Opponent	Score	RPI S	Opponent	Score	RPI S	Opponent	Score			
						64 H	Samford	0 3	136 N	Bowling Green	0 3			
						155 A	South Fla.	0 3						
						195 N	Md.-East. Shore	3 1	216 A	North Florida	0 3			
						216 H	North Florida	0 3	244 A	Jacksonville	1 3			
						244 H	Jacksonville	2 3	249 A	Florida A&M	0 3			
						249 H	Florida A&M	1 3	249 N	Florida A&M	0 3			
						252 N	Eastern Ky.	2 3	271 H	Hampton	3 2			
						272 N	Wofford	3 1	282 A	Citadel	1 3			
						285 H	S.C. Upstate	0 3	288 A	South Carolina St.	0 3			
						288 H	South Carolina St.	1 3	290 H	Fla. Atlantic	1 3			
						294 A	Stetson	0 3	294 A	Stetson	1 3			
						294 H	Stetson	0 3	LAST 10 GAMES			295 N	Morgan St.	3 2
						249 N	Florida A&M	0 3				294 A	Stetson	0 3
						295 N	Morgan St.	3 2				288 H	South Carolina St.	1 3
						249 A	Florida A&M	0 3				327 H	Savannah St.	3 0
						324 A	N.C. A&T	3 1	216 A	North Florida	0 3	324 H	N.C. A&T	3 0
						318 A	N.C. Central	3 2	244 A	Jacksonville	1 3	327 A	Savannah St.	3 0

**Non-Div. I Games:**

Bethune-Cookman

RPI	S	Opponent	Score	
327	H	Savannah St.	3	0
327	H	Savannah St.	3	0
327	H	Savannah St.	3	0
327	N	Savannah St.	3	0

Bethune-Cookman

B  
e  
t  
h  
u  
n  
e  
-  
C  
o  
o  
k  
m  
a  
n

B  
e  
t  
h  
u  
n  
e  
-  
C  
o  
o  
k  
m  
a  
n

Average RPI Win:	319	WON-LOST	WINNING	LAST 10	STRENGTH OF	OPP. STRENGTH	TEAM	ADJ	CONF.	ADJ CONF.				
Average RPI Loss:	224	RECORD	PCT. RANK	GAMES	SCHEDULE	OF SCHEDULE	RPI	RPI	RPI	RPI				
DIV. I ONLY		9- 23	.28125	275	5- 5	322	314	316	.27284	314	33	33		
DIV. I NON-CONF.		0- 15	0	314	0- 0	244	235	319	.2921	319	33	33		
<hr/>														
TOTALS	RPI 1-25	RPI 26-50		W-L RECORDS		RPI 51-100		RPI 101-150		RPI 150+				
9- 23	0- 0	0- 0		OVERALL		0- 3		0- 2		9- 18				
4- 6	0- 0	0- 0		HOME		0- 0		0- 0		4- 6				
5- 7	0- 0	0- 0		AWAY		0- 2		0- 0		5- 5				
0- 10	0- 0	0- 0		NEUTRAL		0- 1		0- 2		0- 7				
<hr/>														
0- 15	0- 0	0- 0		NON-CONFERENCE		0- 3		0- 2		0- 10				
0- 3	0- 0	0- 0		HOME		0- 0		0- 0		0- 3				
0- 5	0- 0	0- 0		AWAY		0- 2		0- 0		0- 3				
0- 7	0- 0	0- 0		NEUTRAL		0- 1		0- 2		0- 4				
<hr/>														
9- 8	0- 0	0- 0		CONFERENCE		0- 0		0- 0		9- 8				
4- 3	0- 0	0- 0		HOME		0- 0		0- 0		4- 3				
5- 2	0- 0	0- 0		AWAY		0- 0		0- 0		5- 2				
0- 3	0- 0	0- 0		NEUTRAL		0- 0		0- 0		0- 3				
<hr/>														
RPI	S	Opponent	Score	RPI	S	Opponent	Score	RPI	S	Opponent	Score			
								58	A	TCU	0	3		
								62	A	New Mexico St.	0	3		
								72	N	LSU	0	3		
								101	N	Texas Tech	0	3		
								101	N	Texas Tech	0	3		
								185	N	Connecticut	0	3		
								215	A	Jackson St.	0	3		
								215	H	Jackson St.	0	3		
								229	N	UALR	0	3		
								234	A	Nicholls St.	0	3		
234	H	Nicholls St.	0	3										
256	A	La.-Monroe	0	3										
256	N	La.-Monroe	1	3										
265	H	McNeese St.	0	3										
268	A	Louisiana Tech	0	3										
268	H	Louisiana Tech	0	3										
284	N	Alabama A&M	1	3										
297	A	Prairie View	0	3										
297	H	Prairie View	0	3										
310	N	Alabama St.	0	3										
311	N	Southeastern La.	0	3										
315	A	Southern U.	3	2										
315	H	Southern U.	3	2										
316	A	Mississippi Val.	3	1										
								316	H	Mississippi Val.	3	1		
								319	A	Ark.-Pine Bluff	3	2		
								319	H	Ark.-Pine Bluff	3	2		
								322	A	Texas Southern	3	2		
								322	H	Texas Southern	2	3		
								322	N	Texas Southern	2	3		
LAST 10 GAMES														
310	N	Alabama St.	0	3	316	H	Mississippi Val.	3	1	319	A	Ark.-Pine Bluff	3	2
322	N	Texas Southern	2	3	215	H	Jackson St.	0	3	319	H	Ark.-Pine Bluff	3	2
319	H	Ark.-Pine Bluff	3	2	315	H	Southern U.	3	2	322	A	Texas Southern	3	2
316	A	Mississippi Val.	3	1	297	H	Prairie View	0	3	322	H	Texas Southern	2	3
326	A	Alcorn St.	3	0	322	H	Texas Southern	2	3	322	N	Texas Southern	2	3

**Non-Div. I Games:**

## Grambling



RPI	S	Opponent	Score	
326	A	Alcorn St.	3	0
326	H	Alcorn St.	3	0

Grambling

G  
r  
a  
m  
b  
l  
i  
n  
g

G  
r  
a  
m  
b  
l  
i  
n  
g

Average RPI Win:	315	WON-LOST RECORD	WINNING PCT. RANK	LAST 10 GAMES	STRENGTH OF SCHEDULE	OPP. STRENGTH OF SCHEDULE	TEAM RPI	ADJ RPI	CONF. RPI	ADJ CONF. RPI						
DIV. I ONLY		10- 19	.34483	247	4- 6	325	326	313	.27229	315	33	33				
DIV. I NON-CONF.		0- 7	0	314	0- 0	226	278	318	.30255	316	33	33				
<hr/>																
TOTALS	RPI 1-25	RPI 26-50		W-L RECORDS		RPI 51-100		RPI 101-150		RPI 150+						
10- 19	0- 0	0- 0		OVERALL		0- 0		0- 1		10- 18						
4- 6	0- 0	0- 0		HOME		0- 0		0- 1		4- 5						
3- 6	0- 0	0- 0		AWAY		0- 0		0- 0		3- 6						
3- 7	0- 0	0- 0		NEUTRAL		0- 0		0- 0		3- 7						
<hr/>																
0- 7	0- 0	0- 0		NON-CONFERENCE		0- 0		0- 1		0- 6						
0- 2	0- 0	0- 0		HOME		0- 0		0- 1		0- 1						
0- 2	0- 0	0- 0		AWAY		0- 0		0- 0		0- 2						
0- 3	0- 0	0- 0		NEUTRAL		0- 0		0- 0		0- 3						
<hr/>																
10- 12	0- 0	0- 0		CONFERENCE		0- 0		0- 0		10- 12						
4- 4	0- 0	0- 0		HOME		0- 0		0- 0		4- 4						
3- 4	0- 0	0- 0		AWAY		0- 0		0- 0		3- 4						
3- 4	0- 0	0- 0		NEUTRAL		0- 0		0- 0		3- 4						
<hr/>																
RPI	S	Opponent	Score	RPI	S	Opponent	Score	RPI	S	Opponent	Score					
								105	H	UTEP	0	3				
								179	N	Portland St.	0	3				
								200	N	Texas-Arlington	0	3				
								215	A	Jackson St.	0	3				
								215	H	Jackson St.	0	3				
								215	H	Jackson St.	0	3				
								215	N	Jackson St.	0	3				
								226	A	La.-Lafayette	0	3				
								234	A	Nicholls St.	0	3				
								234	N	Nicholls St.	0	3				
								284	N	Alabama A&M	0	3				
								284	N	Alabama A&M	0	3				
								297	A	Prairie View	0	3				
								297	H	Prairie View	3	2				
								297	N	Prairie View	3	2				
								310	N	Alabama St.	3	1				
								310	N	Alabama St.	2	3				
								311	H	Southeastern La.	0	3				
								314	A	Grambling	2	3				
								314	H	Grambling	2	3				
								316	A	Mississippi Val.	3	2				
								316	H	Mississippi Val.	1	3				
				LAST 10 GAMES												
284 N Alabama A&M				0	3	215 H Jackson St.				0	3	316 N Mississippi Val.		3	1	
316 N Mississippi Val.				3	1	322 A Texas Southern				1	3	319 A Ark.-Pine Bluff		3	1	
284 N Alabama A&M				0	3	297 A Prairie View				0	3	319 H Ark.-Pine Bluff		3	1	
297 N Prairie View				3	2	314 A Grambling				2	3	322 A Texas Southern		1	3	
326 H Alcorn St.				3	0	297 H Prairie View				3	2	322 H Texas Southern		3	2	
<hr/>																
Non-Div. I Games:	Xavier (LA)		0	3	Talladega		3	0	Wiley		0	3	Xavier (LA)		3	0
Southern U.																

Southern U.

Southern U.

Southern U.

Average RPI Win: 317		WON-LOST	WINNING	LAST 10	STRENGTH OF		OPP. STRENGTH	TEAM	ADJ	CONF.	ADJ CONF.
Average RPI Loss: 272		RECORD	PCT. RANK	GAMES	SCHEDULE		OF SCHEDULE	RPI	RPI	RPI	RPI
DIV. I ONLY		5- 16	.2381	289	1- 9		314	327	319	.26502	316
DIV. I NON-CONF.		0- 3	0	314	0- 0		181	323	314	.32424	308
TOTALS		RPI 1-25	RPI 26-50		W-L RECORDS		RPI 51-100		RPI 101-150		RPI 150+
5- 16	0- 0	0- 0		OVERALL		0- 0		0- 0		5- 16	
1- 5	0- 0	0- 0		HOME		0- 0		0- 0		1- 5	
2- 6	0- 0	0- 0		AWAY		0- 0		0- 0		2- 5	
2- 5	0- 0	0- 0		NEUTRAL		0- 0		0- 0		2- 5	
0- 3	0- 0	0- 0		NON-CONFERENCE		0- 0		0- 0		0- 3	
0- 0	0- 0	0- 0		HOME		0- 0		0- 0		0- 0	
0- 1	0- 0	0- 0		AWAY		0- 0		0- 0		0- 1	
0- 2	0- 0	0- 0		NEUTRAL		0- 0		0- 0		0- 2	
5- 13	0- 0	0- 0		CONFERENCE		0- 0		0- 0		5- 13	
1- 5	0- 0	0- 0		HOME		0- 0		0- 0		1- 5	
2- 5	0- 0	0- 0		AWAY		0- 0		0- 0		2- 5	
2- 3	0- 0	0- 0		NEUTRAL		0- 0		0- 0		2- 3	
RPI S	Opponent	Score	RPI S	Opponent	Score	RPI S	Opponent	Score	RPI S	Opponent	Score
									215 A	Jackson St.	0 3
									215 A	Jackson St.	0 3
									215 H	Jackson St.	0 3
									215 N	Jackson St.	0 3
									226 A	La.-Lafayette	0 3
									234 N	Nicholls St.	0 3
									284 A	Alabama A&M	0 3
									284 H	Alabama A&M	1 3
									288 N	South Carolina St.	1 3
									297 N	Prairie View	3 0
									297 N	Prairie View	0 3
									310 A	Alabama St.	0 3
									310 H	Alabama St.	2 3
									314 A	Grambling	1 3
									314 H	Grambling	1 3
									315 A	Southern U.	3 1
									315 H	Southern U.	2 3
									315 N	Southern U.	1 3
									322 N	Texas Southern	3 0
									326 A	Alcorn St.	3 0
									326 H	Alcorn St.	3 0
LAST 10 GAMES											
						297 N	Prairie View	0 3	314 A	Grambling	1 3
						315 N	Southern U.	1 3	284 H	Alabama A&M	1 3
						314 H	Grambling	1 3	215 H	Jackson St.	0 3
						215 A	Jackson St.	0 3	326 A	Alcorn St.	3 0
						284 A	Alabama A&M	0 3	215 N	Jackson St.	0 3
Non-Div. I Games:	Philander Smith	3 0	Philander Smith	3 0	Xavier (LA)	0 3	Tougaloo	3 0	Mississippi Val.		
	LeMoyne-Owen	3 0	Tougaloo	3 0	Dillard	3 1					

[illegible]

Non-Div. I Games:	Judson (IL)	3	0
-------------------	-------------	---	---

Chicago St.

RPI	S	Opponent	Score	
321	N	Coppin St.	2	3

Chicago St.

C  
h  
i  
c  
a  
g  
o  
s  
t  
.

C  
h  
i  
c  
a  
g  
o  
s  
t  
.

Average RPI Win:	318	WON-LOST	WINNING	LAST 10	STRENGTH OF	OPP. STRENGTH	TEAM	ADJ	CONF.	ADJ CONF.										
Average RPI Loss:	234	RECORD	PCT. RANK	GAMES	SCHEDULE	OF SCHEDULE	RPI	RPI	RPI	RPI										
DIV. I ONLY		5- 26	.16129 311	4- 6	289	321	314	.26174 318	32	32										
DIV. I NON-CONF.		0- 17	0 314	0- 2	206	296	316	.28667 320	32	32										
<hr/>																				
TOTALS	RPI 1-25	RPI 26-50		W-L RECORDS		RPI 51-100		RPI 101-150		RPI 150+										
5- 26	0- 0	0- 0		OVERALL		0- 0		0- 2		5- 24										
2- 11	0- 0	0- 0		HOME		0- 0		0- 0		2- 11										
3- 8	0- 0	0- 0		AWAY		0- 0		0- 1		3- 7										
0- 7	0- 0	0- 0		NEUTRAL		0- 0		0- 1		0- 6										
<hr/>																				
0- 17	0- 0	0- 0		NON-CONFERENCE		0- 0		0- 2		0- 15										
0- 7	0- 0	0- 0		HOME		0- 0		0- 0		0- 7										
0- 5	0- 0	0- 0		AWAY		0- 0		0- 1		0- 4										
0- 5	0- 0	0- 0		NEUTRAL		0- 0		0- 1		0- 4										
<hr/>																				
5- 9	0- 0	0- 0		CONFERENCE		0- 0		0- 0		5- 9										
2- 4	0- 0	0- 0		HOME		0- 0		0- 0		2- 4										
3- 3	0- 0	0- 0		AWAY		0- 0		0- 0		3- 3										
0- 2	0- 0	0- 0		NEUTRAL		0- 0		0- 0		0- 2										
<hr/>																				
RPI S	Opponent	Score	RPI S	Opponent	Score	RPI S	Opponent	Score	RPI S	Opponent	Score									
									118 A	George Washington	0 3									
									148 N	Winthrop	0 3									
									152 H	Fla. Gulf Coast	1 3									
									177 A	Elon	1 3									
									177 H	Elon	0 3									
									186 N	Central Conn. St.	0 3									
									195 A	Md.-East. Shore	0 3									
									195 N	Md.-East. Shore	2 3									
									196 H	Davidson	0 3									
									205 H	UNC Asheville	0 3									
									228 H	Radford	0 3									
									231 N	UNC Wilmington	0 3									
									240 A	UNC Greensboro	0 3									
									249 A	Florida A&M	0 3									
									249 H	Florida A&M	1 3									
									251 H	Campbell	0 3									
									251 N	Campbell	0 3									
									271 H	Hampton	2 3									
									271 N	Hampton	0 3									
									281 A	CSU Bakersfield	0 3									
									285 H	S.C. Upstate	2 3									
									LAST 10 GAMES									288 A	South Carolina St.	3 2
																		288 H	South Carolina St.	0 3
																		291 A	High Point	1 3
																		310 N	Alabama St.	0 3
313 A	Bethune-Cookman	1 3																		
									313 H	Bethune-Cookman	2 3									
									195 N	Md.-East. Shore	2 3									
									313 H	Bethune-Cookman	2 3									
									285 H	S.C. Upstate	2 3									
									291 A	High Point	1 3									
									324 A	N.C. A&T	3 0									
									288 H	South Carolina St.	0 3									
									327 H	Savannah St.	3 0									
									288 A	South Carolina St.	3 2									
									291 A	High Point	1 3									
									249 H	Florida A&M	1 3									
									249 H	Florida A&M	1 3									
									249 H	Florida A&M	1 3									
									249 H	Florida A&M	1 3									
									249 H	Florida A&M	1 3									

**Non-Div. I Games:**

N.C. Central

RPI	S	Opponent	Score	
324	A	N.C. A&T	3	0
324	H	N.C. A&T	3	0
327	A	Savannah St.	3	0
327	H	Savannah St.	3	0

N.C. Central

N  
.  
C  
.  
C  
e  
n  
t  
r  
a  
l

N  
.  
C  
.  
C  
e  
n  
t  
r  
a  
l



Average RPI Win:	324	WON-LOST RECORD	WINNING PCT. RANK	LAST 10 GAMES	STRENGTH OF SCHEDULE	OPP. STRENGTH OF SCHEDULE	TEAM RPI	ADJ RPI	CONF. RPI	ADJ CONF. RPI	
DIV. I ONLY		4- 21	.16 313	1- 9	316	305	320	.25016	319	33	33
DIV. I NON-CONF.		0- 14	0 314	0- 3	165	203	305	.31993	311	33	33
<hr/>											
TOTALS	RPI 1-25	RPI 26-50		W-L RECORDS	RPI 51-100		RPI 101-150		RPI 150+		
4- 21	0- 1	0- 2		OVERALL	0- 1		0- 0		4- 17		
1- 5	0- 0	0- 0		HOME	0- 0		0- 0		1- 5		
2- 8	0- 1	0- 1		AWAY	0- 0		0- 0		2- 6		
1- 8	0- 0	0- 1		NEUTRAL	0- 1		0- 0		1- 6		
<hr/>											
0- 14	0- 1	0- 2		NON-CONFERENCE	0- 1		0- 0		0- 10		
0- 1	0- 0	0- 0		HOME	0- 0		0- 0		0- 1		
0- 5	0- 1	0- 1		AWAY	0- 0		0- 0		0- 3		
0- 8	0- 0	0- 1		NEUTRAL	0- 1		0- 0		0- 6		
<hr/>											
4- 7	0- 0	0- 0		CONFERENCE	0- 0		0- 0		4- 7		
1- 4	0- 0	0- 0		HOME	0- 0		0- 0		1- 4		
2- 3	0- 0	0- 0		AWAY	0- 0		0- 0		2- 3		
1- 0	0- 0	0- 0		NEUTRAL	0- 0		0- 0		1- 0		
<hr/>											
RPI S	Opponent	Score	RPI S	Opponent	Score	RPI S	Opponent	Score	RPI S	Opponent	Score
22 A	Tulsa	0 3	28 A	Oklahoma	0 3	96 N	UC Davis	0 3	160 N	Boise St.	0 3
			40 N	North Dakota St.	0 3				187 A	Central Ark.	0 3
									187 H	Central Ark.	0 3
									200 N	Texas-Arlington	0 3
									214 N	Kent St.	0 3
									229 N	UALR	0 3
									257 N	Western Ill.	0 3
									268 A	Louisiana Tech	0 3
									272 N	Wofford	0 3
									276 A	SIU Edwardsville	0 3
									297 A	Prairie View	1 3
									297 H	Prairie View	1 3
									314 A	Grambling	2 3
									314 H	Grambling	2 3
									315 A	Southern U.	1 3
									315 H	Southern U.	1 3
									322 A	Texas Southern	3 1
									322 H	Texas Southern	1 3
									322 N	Texas Southern	3 0
									326 A	Alcorn St.	3 1
									326 H	Alcorn St.	3 0
<hr/>											
LAST 10 GAMES											
268 A	Louisiana Tech	0 3	315 A	Southern U.	1 3						
314 A	Grambling	2 3	326 H	Alcorn St.	3 0						
297 H	Prairie View	1 3	187 A	Central Ark.	0 3						
322 H	Texas Southern	1 3	315 H	Southern U.	1 3						
187 H	Central Ark.	0 3	314 H	Grambling	2 3						

Non-Div. I Games:	Ark.-Monticello	2	3	Henderson St.	2	3
-------------------	-----------------	---	---	---------------	---	---

Ark.-Pine Bluff

Average RPI Win: 313		WON-LOST	WINNING	LAST 10	STRENGTH OF		OPP. STRENGTH	TEAM	ADJ	CONF.	ADJ CONF.
Average RPI Loss: 239		RECORD	PCT. RANK	GAMES	SCHEDULE		OF SCHEDULE	RPI	RPI	RPI	RPI
DIV. I ONLY		5- 25	.16667 308	1- 9	311		307	318	.24996 320	30	30
DIV. I NON-CONF.		1- 10	.09091 306	0- 0	317		320	323	.26577 322	30	30
TOTALS		RPI 1-25	RPI 26-50	W-L RECORDS	RPI 51-100		RPI 101-150	RPI 150+			
5- 25	0- 0	0- 0	OVERALL	0- 0			0- 3	5- 22			
2- 9	0- 0	0- 0	HOME	0- 0			0- 1	2- 8			
2- 12	0- 0	0- 0	AWAY	0- 0			0- 2	2- 10			
1- 4	0- 0	0- 0	NEUTRAL	0- 0			0- 0	1- 4			
1- 10	0- 0	0- 0	NON-CONFERENCE	0- 0			0- 1	1- 9			
0- 2	0- 0	0- 0	HOME	0- 0			0- 0	0- 2			
1- 4	0- 0	0- 0	AWAY	0- 0			0- 1	1- 3			
0- 4	0- 0	0- 0	NEUTRAL	0- 0			0- 0	0- 4			
4- 15	0- 0	0- 0	CONFERENCE	0- 0			0- 2	4- 13			
2- 7	0- 0	0- 0	HOME	0- 0			0- 1	2- 6			
1- 8	0- 0	0- 0	AWAY	0- 0			0- 1	1- 7			
1- 0	0- 0	0- 0	NEUTRAL	0- 0			0- 0	1- 0			
RPI S	Opponent	Score	RPI S	Opponent	Score	RPI S	Opponent	Score	RPI S	Opponent	Score
							144 A Liberty	0 3			
							147 A Niagara	0 3			
							147 H Niagara	0 3			
							165 A Fairfield	1 3			
							165 H Fairfield	0 3			
							183 H Lehigh	0 3			
							232 A Marist	1 3			
							232 H Marist	1 3			
							243 A Siena	0 3			
							243 H Siena	1 3			
							245 A Temple	0 3			
							246 A Manhattan	1 3			
							246 H Manhattan	1 3			
							247 A Fairleigh Dickinson	2 3			
							247 N Fairleigh Dickinson	1 3			
							259 A Canisius	1 3			
							259 H Canisius	0 3			
							269 A Iona	2 3			
							269 H Iona	3 0			
							273 N Fordham	2 3			
							281 N CSU Bakersfield	1 3			
							292 A Loyola Maryland	2 3			
							292 H Loyola Maryland	0 3			
							296 N Saint Francis (PA)	1 3			
							303 A Lafayette	0 3			
							308 H La Salle	2 3			
							323 A St. Francis (NY)	3 2			
			LAST 10 GAMES								
			259 H Canisius	0 3		269 H Iona	3 0				
			147 H Niagara	0 3		232 A Marist	1 3				
			292 A Loyola Maryland	2 3		243 A Siena	0 3				
			246 H Manhattan	1 3		147 A Niagara	0 3				
			165 H Fairfield	0 3		259 A Canisius	1 3				

Non-Div. I Games:

Rider

RPI	S	Opponent	Score	
325	A	Saint Peter's	3	0
325	H	Saint Peter's	3	0
325	N	Saint Peter's	3	1

Rider

R  
i  
d  
e  
r

R  
i  
d  
e  
r

[illegible]

**Non-Div. I Games:**

Coppin St.

C o p p i n s t .

C  
o  
p  
p  
i  
n  
s  
t  
.

Coppin St.

Average RPI Win:		315	WON-LOST RECORD		WINNING PCT. RANK		LAST 10 GAMES		STRENGTH OF SCHEDULE		OPP. STRENGTH OF SCHEDULE		TEAM RPI	ADJ RPI		CONF. RPI	ADJ CONF. RPI		
Average RPI Loss:		246																	
DIV. I ONLY			5- 21		.19231	302	4- 5		324		319		321	.24054	322	33	33		
DIV. I NON-CONF.			0- 10		0	314	0- 2		263		211		320	.29447	318	33	33		
TOTALS		RPI 1-25		RPI 26-50		W-L RECORDS		RPI 51-100		RPI 101-150		RPI 150+							
5- 21		0- 0		0- 1		OVERALL		0- 0		0- 1		5- 19							
1- 4		0- 0		0- 0		HOME		0- 0		0- 0		1- 4							
3- 6		0- 0		0- 1		AWAY		0- 0		0- 0		3- 5							
1- 11		0- 0		0- 0		NEUTRAL		0- 0		0- 1		1- 10							
0- 10		0- 0		0- 1		NON-CONFERENCE		0- 0		0- 1		0- 8							
0- 1		0- 0		0- 0		HOME		0- 0		0- 0		0- 1							
0- 4		0- 0		0- 1		AWAY		0- 0		0- 0		0- 3							
0- 5		0- 0		0- 0		NEUTRAL		0- 0		0- 1		0- 4							
5- 11		0- 0		0- 0		CONFERENCE		0- 0		0- 0		5- 11							
1- 3		0- 0		0- 0		HOME		0- 0		0- 0		1- 3							
3- 2		0- 0		0- 0		AWAY		0- 0		0- 0		3- 2							
1- 6		0- 0		0- 0		NEUTRAL		0- 0		0- 0		1- 6							
RPI	S	Opponent		Score		RPI	S	Opponent		Score		RPI	S	Opponent		Score			
						28	A	Oklahoma	0	3			107	N	Houston Baptist	0	3		
													160	N	Boise St.	0	3		
													162	N	North Texas	0	3		
													215	N	Jackson St.	0	3		
													215	N	Jackson St.	0	3		
													226	A	La.-Lafayette	0	3		
													229	N	UALR	0	3		
													234	N	Nicholls St.	0	3		
													238	A	Lamar	0	3		
													280	A	Tex.-Pan American	0	3		
													280	H	Tex.-Pan American	0	3		
													297	A	Prairie View	0	3		
													297	H	Prairie View	1	3		
													310	N	Alabama St.	0	3		
													310	N	Alabama St.	0	3		
													314	A	Grambling	3	2		
													314	H	Grambling	2	3		
													314	N	Grambling	3	2		
													315	A	Southern U.	3	0		
													315	A	Southern U.	2	3		
													315	H	Southern U.	3	1		
													316	N	Mississippi Val.	0	3		
													319	A	Ark.-Pine Bluff	3	1		
													319	H	Ark.-Pine Bluff	1	3		
													319	N	Ark.-Pine Bluff	0	3		
LAST 10 GAMES																			
					215	N	Jackson St.	0	3			315	H	Southern U.	3	1			
					310	N	Alabama St.	0	3			319	A	Ark.-Pine Bluff	3	1			
					314	N	Grambling	3	2			280	A	Tex.-Pan American	0	3			
					280	H	Tex.-Pan American	0	3			314	A	Grambling	3	2			
					297	H	Prairie View	1	3			310	N	Alabama St.	0	3			

Non-Div. I Games: Wiley 0 3 Wiley 0 3 Huston-Tillotson 3 0

Texas Southern

Average RPI Win:	325	WON-LOST	WINNING	LAST 10	STRENGTH OF	OPP. STRENGTH	TEAM	ADJ	CONF.	ADJ CONF.							
Average RPI Loss:	229	RECORD	PCT. RANK	GAMES	SCHEDULE	OF SCHEDULE	RPI	RPI	RPI	RPI							
DIV. I ONLY	1- 31	.03125	324	0- 10	296	298	323	.2182	323	29	29						
DIV. I NON-CONF.	1- 15	.0625	312	0- 0	318	315	324	.24449	324	29	29						
<hr/>																	
TOTALS	RPI 1-25	RPI 26-50		W-L RECORDS		RPI 51-100		RPI 101-150		RPI 150+							
1- 31	0- 0	0- 0		OVERALL		0- 2		0- 1		1- 28							
0- 11	0- 0	0- 0		HOME		0- 1		0- 0		0- 10							
1- 13	0- 0	0- 0		AWAY		0- 1		0- 0		1- 12							
0- 7	0- 0	0- 0		NEUTRAL		0- 0		0- 1		0- 6							
<hr/>																	
1- 15	0- 0	0- 0		NON-CONFERENCE		0- 0		0- 1		1- 14							
0- 3	0- 0	0- 0		HOME		0- 0		0- 0		0- 3							
1- 5	0- 0	0- 0		AWAY		0- 0		0- 0		1- 5							
0- 7	0- 0	0- 0		NEUTRAL		0- 0		0- 1		0- 6							
<hr/>																	
0- 16	0- 0	0- 0		CONFERENCE		0- 2		0- 0		0- 14							
0- 8	0- 0	0- 0		HOME		0- 1		0- 0		0- 7							
0- 8	0- 0	0- 0		AWAY		0- 1		0- 0		0- 7							
0- 0	0- 0	0- 0		NEUTRAL		0- 0		0- 0		0- 0							
<hr/>																	
RPI S	Opponent	Score	RPI S	Opponent	Score	RPI S	Opponent	Score	RPI S	Opponent	Score						
						77 A	Sacred Heart	0	3	145 N	Iowa	0	3				
						77 H	Sacred Heart	0	3	151 A	Long Island	0	3				
						151 H	Long Island	0	3	157 N	Princeton	1	3				
						163 A	Columbia	0	3	165 N	Fairfield	1	3				
						182 A	Hofstra	0	3	186 A	Central Conn. St.	1	3				
						186 H	Central Conn. St.	2	3	225 A	Robert Morris	0	3				
						225 H	Robert Morris	0	3	241 H	NJIT	0	3				
						246 A	Manhattan	0	3	247 A	Fairleigh Dickinson	0	3				
						247 H	Fairleigh Dickinson	2	3	248 A	St. John's (NY)	0	3				
						248 N	St. John's (NY)	0	3	250 N	Binghamton	0	3				
						260 A	Bryant	0	3	260 H	Bryant	1	3				
						296 A	Saint Francis (PA)	1	3	296 H	Saint Francis (PA)	0	3				
						296 H	Saint Francis (PA)	0	3	303 H	Lafayette	2	3				
						303 N	Lafayette	1	3	304 A	Quinnipiac	2	3				
						304 H	Quinnipiac	0	3	304 H	Quinnipiac	0	3				
						306 A	Providence	0	3								
									LAST 10 GAMES								
						186 H	Central Conn. St.	2	3	304 H	Quinnipiac	0	3	303 H	Lafayette	2	3
						77 A	Sacred Heart	0	3	260 H	Bryant	1	3	303 N	Lafayette	1	3
						247 H	Fairleigh Dickinson	2	3	186 A	Central Conn. St.	1	3	304 A	Quinnipiac	2	3
225 A	Robert Morris	0	3	247 A	Fairleigh Dickinson	0	3	304 H	Quinnipiac	0	3						
296 A	Saint Francis (PA)	1	3	151 H	Long Island	0	3	306 A	Providence	0	3						

Non-Div. I Games:

St. Francis (NY)

St. Francis (NY)



Average RPI Win: 327		WON-LOST RECORD		WINNING PCT. RANK		LAST 10 GAMES		STRENGTH OF SCHEDULE		OPP. STRENGTH OF SCHEDULE		TEAM RPI		ADJ RPI		CONF. RPI		ADJ CONF. RPI	
Average RPI Loss: 248																			
DIV. I ONLY		2- 27		.06897 322		2- 8		317		316		325		.20335 324		32		32	
DIV. I NON-CONF.		0- 16		0 314		0- 1		252		259		321		.27931 321		32		32	
TOTALS		RPI 1-25		RPI 26-50		W-L RECORDS		RPI 51-100		RPI 101-150		RPI 150+							
2- 27		0- 0		0- 0		OVERALL		0- 0		0- 3		2- 24							
1- 8		0- 0		0- 0		HOME		0- 0		0- 0		1- 8							
1- 12		0- 0		0- 0		AWAY		0- 0		0- 2		1- 10							
0- 7		0- 0		0- 0		NEUTRAL		0- 0		0- 1		0- 6							
0- 16		0- 0		0- 0		NON-CONFERENCE		0- 0		0- 3		0- 13							
0- 3		0- 0		0- 0		HOME		0- 0		0- 0		0- 3							
0- 6		0- 0		0- 0		AWAY		0- 0		0- 2		0- 4							
0- 7		0- 0		0- 0		NEUTRAL		0- 0		0- 1		0- 6							
2- 11		0- 0		0- 0		CONFERENCE		0- 0		0- 0		2- 11							
1- 5		0- 0		0- 0		HOME		0- 0		0- 0		1- 5							
1- 6		0- 0		0- 0		AWAY		0- 0		0- 0		1- 6							
0- 0		0- 0		0- 0		NEUTRAL		0- 0		0- 0		0- 0							
RPI	S	Opponent		Score	RPI	S	Opponent		Score	RPI	S	Opponent		Score	RPI	S	Opponent		Score
												108	A	North Carolina St.	0		3		
												118	N	George Washington	0		3		
												142	A	VCU	0		3		
												177	H	Elon	0		3		
												181	N	Evansville	0		3		
												196	A	Davidson	0		3		
												197	N	East Tenn. St.	0		3		
												222	N	Western Caro.	0		3		
												228	A	Radford	0		3		
												240	A	UNC Greensboro	0		3		
												240	H	UNC Greensboro	0		3		
												249	A	Florida A&M	0		3		
												249	H	Florida A&M	0		3		
												266	N	Cornell	0		3		
												272	A	Wofford	0		3		
												277	N	Coastal Caro.	0		3		
												277	N	Coastal Caro.	0		3		
												282	H	Citadel	0		3		
												288	A	South Carolina St.	0		3		
												288	H	South Carolina St.	0		3		
												302	A	Norfolk St.	1		3		
												302	A	Norfolk St.	0		3		
												313	A	Bethune-Cookman	0		3		
												313	H	Bethune-Cookman	1		3		
												318	A	N.C. Central	0		3		
												318	H	N.C. Central	0		3		
												321	H	Coppin St.	0		3		
LAST 10 GAMES																			

Non-Div. I Games:

N.C. A&amp;T

RPI	S	Opponent	Score	
327	A	Savannah St.	3	1
327	H	Savannah St.	3	0

N.C. A&T

N  
.  
C  
.  
A  
&  
T

N  
.  
C  
.  
A  
&  
T

Average RPI Win:	0	WON-LOST	WINNING	LAST 10	STRENGTH OF	OPP. STRENGTH	TEAM	ADJ	CONF.	ADJ CONF.										
Average RPI Loss:	252	RECORD	PCT. RANK	GAMES	SCHEDULE	OF SCHEDULE	RPI	RPI	RPI	RPI										
DIV. I ONLY		0- 31	0 325	0- 10	305	313	324	.18514	325	30	30									
DIV. I NON-CONF.		0- 12	0 314	0- 1	307	322	326	.24071	325	30	30									
<hr/>																				
TOTALS	RPI 1-25	RPI 26-50		W-L RECORDS		RPI 51-100		RPI 101-150		RPI 150+										
0- 31	0- 0	0- 0		OVERALL		0- 0		0- 2		0- 29										
0- 12	0- 0	0- 0		HOME		0- 0		0- 1		0- 11										
0- 13	0- 0	0- 0		AWAY		0- 0		0- 1		0- 12										
0- 6	0- 0	0- 0		NEUTRAL		0- 0		0- 0		0- 6										
<hr/>																				
0- 12	0- 0	0- 0		NON-CONFERENCE		0- 0		0- 0		0- 12										
0- 3	0- 0	0- 0		HOME		0- 0		0- 0		0- 3										
0- 4	0- 0	0- 0		AWAY		0- 0		0- 0		0- 4										
0- 5	0- 0	0- 0		NEUTRAL		0- 0		0- 0		0- 5										
<hr/>																				
0- 19	0- 0	0- 0		CONFERENCE		0- 0		0- 2		0- 17										
0- 9	0- 0	0- 0		HOME		0- 0		0- 1		0- 8										
0- 9	0- 0	0- 0		AWAY		0- 0		0- 1		0- 8										
0- 1	0- 0	0- 0		NEUTRAL		0- 0		0- 0		0- 1										
<hr/>																				
RPI S	Opponent	Score	RPI S	Opponent	Score	RPI S	Opponent	Score	RPI S	Opponent	Score									
									147 A Niagara	0	3									
									147 H Niagara	0	3									
									165 A Fairfield	0	3									
									165 H Fairfield	0	3									
									183 H Lehigh	0	3									
									186 A Central Conn. St.	0	3									
									224 N Stony Brook	0	3									
									232 A Marist	0	3									
									232 H Marist	0	3									
									241 H NJIT	0	3									
									243 A Siena	0	3									
									243 H Siena	1	3									
									246 A Manhattan	0	3									
									246 H Manhattan	0	3									
									247 A Fairleigh Dickinson	0	3									
									247 N Fairleigh Dickinson	0	3									
									259 A Canisius	0	3									
									259 H Canisius	0	3									
									269 A Iona	0	3									
									269 H Iona	0	3									
									289 N Bucknell	2	3									
									LAST 10 GAMES									292 A Loyola Maryland	0	3
																		292 H Loyola Maryland	0	3
																		295 N Morgan St.	0	3
																		303 A Lafayette	0	3
																		306 N Providence	1	3
																		308 A La Salle	0	3
																		232 A Marist	0	3
243 A Siena	0	3																		
165 H Fairfield	0	3																		
269 H Iona	0	3																		
292 A Loyola Maryland	0	3																		
									259 H Canisius	0	3									
									147 H Niagara	0	3									
									241 H NJIT	0	3									
									246 H Manhattan	0	3									
									243 H Siena	1	3									

**Non-Div. I Games:**

Saint Peter's

RPI	S	Opponent	Score
320	A	Rider	0 3
320	H	Rider	0 3
320	N	Rider	1 3
323	H	St. Francis (NY)	2 3

Saint Peter's

S  
a  
i  
n  
t  
P  
e  
t  
e  
r  
'  
s

S  
a  
i  
n  
t  
P  
e  
t  
e  
r  
'  
s

Average RPI Win: 0		WON-LOST	WINNING	LAST 10	STRENGTH OF	OPP. STRENGTH	TEAM	ADJ	CONF.	ADJ CONF.	
Average RPI Loss: 263		RECORD	PCT. RANK	GAMES	SCHEDULE	OF SCHEDULE	RPI	RPI	RPI	RPI	
DIV. I ONLY		0- 22	0 325	0- 9	315	323	326	.16827	326	33	
DIV. I NON-CONF.		0- 7	0 314	0- 0	175	245	311	.30882	312	33	
<hr/>											
TOTALS		RPI 1-25	RPI 26-50		W-L RECORDS		RPI 51-100		RPI 101-150		RPI 150+
0- 22		0- 0	0- 0		OVERALL		0- 1		0- 1		0- 20
0- 9		0- 0	0- 0		HOME		0- 0		0- 0		0- 9
0- 9		0- 0	0- 0		AWAY		0- 1		0- 0		0- 8
0- 4		0- 0	0- 0		NEUTRAL		0- 0		0- 1		0- 3
0- 7		0- 0	0- 0		NON-CONFERENCE		0- 1		0- 1		0- 5
0- 1		0- 0	0- 0		HOME		0- 0		0- 0		0- 1
0- 2		0- 0	0- 0		AWAY		0- 1		0- 0		0- 1
0- 4		0- 0	0- 0		NEUTRAL		0- 0		0- 1		0- 3
0- 15		0- 0	0- 0		CONFERENCE		0- 0		0- 0		0- 15
0- 8		0- 0	0- 0		HOME		0- 0		0- 0		0- 8
0- 7		0- 0	0- 0		AWAY		0- 0		0- 0		0- 7
0- 0		0- 0	0- 0		NEUTRAL		0- 0		0- 0		0- 0
RPI S	Opponent	Score	RPI S	Opponent	Score	RPI S	Opponent	Score	RPI S	Opponent	Score
						72 A	LSU	0 3	109 N	Arkansas St.	0 3
									187 N	Central Ark.	0 3
									215 A	Jackson St.	0 3
									215 H	Jackson St.	0 3
									226 N	La.-Lafayette	0 3
									234 H	Nicholls St.	0 3
									242 A	Northwestern St.	0 3
									263 N	Jacksonville St.	0 3
									284 A	Alabama A&M	0 3
									284 H	Alabama A&M	0 3
									297 H	Prairie View	0 3
									310 A	Alabama St.	0 3
									310 H	Alabama St.	0 3
									314 A	Grambling	0 3
									314 H	Grambling	0 3
									315 A	Southern U.	0 3
									315 H	Southern U.	1 3
									316 A	Mississippi Val.	0 3
									316 H	Mississippi Val.	0 3
									319 A	Ark.-Pine Bluff	0 3
									319 H	Ark.-Pine Bluff	1 3
LAST 10 GAMES											
						297 H	Prairie View	0 3	284 A	Alabama A&M	0 3
						215 H	Jackson St.	0 3	310 H	Alabama St.	0 3
						314 H	Grambling	0 3	316 H	Mississippi Val.	0 3
						315 A	Southern U.	0 3	284 H	Alabama A&M	0 3
						310 A	Alabama St.	0 3	315 H	Southern U.	1 3

Non-Div. I Games:	Southern-N.O.	1 3	Tougaloo	3 1	Dillard	3 2	New Orleans	0 3
	Xavier (LA)	0 3	Southern-N.O.	1 3	Belhaven	0 3	Belhaven	Alcorn St. 0 3

Non-Div. I Games:

Dillard

0

3

Alcorn St.

A  
l  
c  
o  
r  
n  
S  
t  
.

A  
l  
c  
o  
r  
n  
S  
t  
.

Average RPI Win: 0		WON-LOST	WINNING	LAST 10	STRENGTH OF		OPP. STRENGTH	TEAM	ADJ	CONF.	ADJ CONF.
Average RPI Loss: 277		RECORD	PCT. RANK	GAMES	SCHEDULE		OF SCHEDULE	RPI	RPI	RPI	RPI
DIV. I ONLY		0- 27	0	325	0- 10		326	324	327	.14351	327
DIV. I NON-CONF.		0- 14	0	314	0- 3		319	309	327	.22675	327
TOTALS		RPI 1-25	RPI 26-50		W-L RECORDS		RPI 51-100		RPI 101-150		RPI 150+
0- 27		0- 0	0- 0		OVERALL		0- 1		0- 0		0- 26
0- 8		0- 0	0- 0		HOME		0- 0		0- 0		0- 8
0- 13		0- 0	0- 0		AWAY		0- 0		0- 0		0- 13
0- 6		0- 0	0- 0		NEUTRAL		0- 1		0- 0		0- 5
0- 14		0- 0	0- 0		NON-CONFERENCE		0- 1		0- 0		0- 13
0- 3		0- 0	0- 0		HOME		0- 0		0- 0		0- 3
0- 6		0- 0	0- 0		AWAY		0- 0		0- 0		0- 6
0- 5		0- 0	0- 0		NEUTRAL		0- 1		0- 0		0- 4
0- 13		0- 0	0- 0		CONFERENCE		0- 0		0- 0		0- 13
0- 5		0- 0	0- 0		HOME		0- 0		0- 0		0- 5
0- 7		0- 0	0- 0		AWAY		0- 0		0- 0		0- 7
0- 1		0- 0	0- 0		NEUTRAL		0- 0		0- 0		0- 1
RPI S	Opponent	Score	RPI S	Opponent	Score	RPI S	Opponent	Score	RPI S	Opponent	Score
						64 N	Samford	0 3	204 A	Indiana St.	0 3
									244 A	Jacksonville	0 3
									244 H	Jacksonville	0 3
									249 A	Florida A&M	0 3
									249 H	Florida A&M	0 3
									257 N	Western Ill.	0 3
									264 A	Mercer	0 3
									264 H	Mercer	0 3
									272 N	Wofford	0 3
									276 N	SIU Edwardsville	0 3
									282 A	Citadel	0 3
									288 A	South Carolina St.	0 3
									288 H	South Carolina St.	0 3
									290 N	Fla. Atlantic	0 3
									294 A	Stetson	0 3
									294 A	Stetson	0 3
									294 H	Stetson	0 3
									313 A	Bethune-Cookman	0 3
									313 A	Bethune-Cookman	0 3
									313 A	Bethune-Cookman	0 3
									313 H	Bethune-Cookman	0 3
									313 N	Bethune-Cookman	0 3
LAST 10 GAMES											
						318 H	N.C. Central	0 3	249 A	Florida A&M	0 3
						324 H	N.C. A&T	1 3	313 A	Bethune-Cookman	0 3
						264 A	Mercer	0 3	294 H	Stetson	0 3
						288 H	South Carolina St.	0 3	324 A	N.C. A&T	0 3
						244 H	Jacksonville	0 3	324 H	N.C. A&T	1 3
									318 A	N.C. Central	0 3

Non-Div. I Games:

Savannah St.