

Average RPI Win:	66	WON-LOST RECORD	WINNING PCT. RANK	LAST 10 GAMES	STRENGTH OF SCHEDULE	OPP. STRENGTH OF SCHEDULE	TEAM RPI	ADJ RPI	CONF. RPI	ADJ CONF. RPI	
DIV. I ONLY		10-1-0	.90909 7	9-1-0	19	3	2	.71499 2	1	1	
DIV. I NON-CONF.		7-1-0	.875 14	6-1-0	51	5	10	.67038 10	1	1	
<hr/>											
TOTALS	RPI 1-25	RPI 26-50		W-L RECORDS	RPI 51-100		RPI 101-150		RPI 150+		
10-1-0	4-0-0	2-0-0		OVERALL	1-1-0		1-0-0		2-0-0		
3-1-0	2-0-0	0-0-0		HOME	0-1-0		0-0-0		1-0-0		
5-0-0	2-0-0	2-0-0		AWAY	0-0-0		1-0-0		0-0-0		
2-0-0	0-0-0	0-0-0		NEUTRAL	1-0-0		0-0-0		1-0-0		
7-1-0	2-0-0	1-0-0		NON-CONFERENCE	1-1-0		1-0-0		2-0-0		
1-1-0	0-0-0	0-0-0		HOME	0-1-0		0-0-0		1-0-0		
4-0-0	2-0-0	1-0-		AWAY	0-0-0		1-0-0		0-0-0		
2-0-0	0-0-0	0-0-0		NEUTRAL	1-0-0		0-0-0		1-0-0		
3-0-0	2-0-0	1-0-0		CONFERENCE	0-0-0		0-0-0		0-0-0		
2-0-0	2-0-0	0-0-0		HOME	0-0-0		0-0-0		0-0-0		
1-0-0	0-0-0	1-0-0		AWAY	0-0-0		0-0-0		0-0-0		
0-0-0	0-0-0	0-0-0		NEUTRAL	0-0-0		0-0-0		0-0-0		
<hr/>											
RPI S	Opponent	Score		RPI S	Opponent	Score		RPI S	Opponent	Score	
5 A	Auburn	4	1	30 A	North Carolina St.	2	1	54 H	Connecticut	1	2
13 H	Florida St.	2	0	46 A	South Carolina	2	0	72 N	Nebraska	2	1
16 A	UCF	1	0								
19 H	Miami (FL)	4	1								

Non-Div. I Games:

Wake Forest

D
u
k
e

Duke

Average RPI Win: 65		WON-LOST RECORD		WINNING PCT. RANK		LAST 10 GAMES		STRENGTH OF SCHEDULE		OPP. STRENGTH OF SCHEDULE		TEAM RPI		ADJ RPI		CONF. RPI		ADJ CONF. RPI	
DIV. I ONLY		8-3-0		.72727 38		7-3-0		1		12		4		.7056 4		2		2	
DIV. I NON-CONF.		7-2-0		.77778 35		6-2-0		3		10		3		.71326 3		2		2	
TOTALS		RPI 1-25		RPI 26-50		W-L RECORDS		RPI 51-100		RPI 101-150		RPI 150+							
8-3-0		2-3-0		2-0-0		OVERALL		2-0-0		1-0-0		1-0-0							
2-1-0		0-1-0		0-0-0		HOME		1-0-0		1-0-0		0-0-0							
5-1-0		1-1-0		2-0-0		AWAY		1-0-0		0-0-0		1-0-0							
1-1-0		1-1-0		0-0-0		NEUTRAL		0-0-0		0-0-0		0-0-0							
7-2-0		2-2-0		1-0-0		NON-CONFERENCE		2-0-0		1-0-0		1-0-0							
2-1-0		0-1-0		0-0-0		HOME		1-0-0		1-0-0		0-0-0							
4-0-0		1-0-0		1-0-		AWAY		1-0-0		0-0-0		1-0-0							
1-1-0		1-1-0		0-0-0		NEUTRAL		0-0-0		0-0-0		0-0-0							
1-1-0		0-1-0		1-0-0		CONFERENCE		0-0-0		0-0-0		0-0-0							
0-0-0		0-0-0		0-0-0		HOME		0-0-0		0-0-0		0-0-0							
1-1-0		0-1-0		1-0-0		AWAY		0-0-0		0-0-0		0-0-0							
0-0-0		0-0-0		0-0-0		NEUTRAL		0-0-0		0-0-0		0-0-0							
RPI	S	Opponent		Score		RPI	S	Opponent		Score		RPI	S	Opponent		Score			
1	N	UCLA		0	2	37	A	Kansas		7	2	65	H	Texas Tech		3	0		
13	H	Florida St.		2	3	47	A	Georgia		1	0	69	A	Missouri		2	0		
19	A	Miami (FL)		2	0														
20	N	Texas A&M		3	2														
24	A	Tennessee		2	4														
LAST 10 GAMES																			
		47 A Georgia		1	0			24 A Tennessee		2	4								
		37 A Kansas		7	2			65 H Texas Tech		3	0								
		69 A Missouri		2	0			1 N UCLA		0	2								
		113 H Fla. Gulf Coast		5	0			20 N Texas A&M		3	2								
		13 H Florida St.		2	3			151 A FIU		2	0								

Non-Div. I Games:

Florida

Average RPI Win: 83		WON-LOST	WINNING	LAST 10	STRENGTH OF		OPP. STRENGTH	TEAM	ADJ	CONF.	ADJ CONF.
Average RPI Loss: 2		RECORD	PCT. RANK	GAMES	SCHEDULE		OF SCHEDULE	RPI	RPI	RPI	RPI
DIV. I ONLY		8-1-1	.85	15	8-1-1		9	15	5	.69758	5
DIV. I NON-CONF.		6-1-1	.8125	29	6-1-1		21	37	11	.66555	11
TOTALS		RPI 1-25	RPI 26-50		W-L RECORDS		RPI 51-100		RPI 101-150		RPI 150+
8-1-1		2-1-0	2-0-0		OVERALL		0-0-0		2-0-1		2-0-0
6-1-0		2-1-0	1-0-0		HOME		0-0-0		1-0-0		2-0-0
2-0-0		0-0-0	1-0-0		AWAY		0-0-0		1-0-0		0-0-0
0-0-1		0-0-0	0-0-0		NEUTRAL		0-0-0		0-0-1		0-0-0
6-1-1		1-1-0	1-0-0		NON-CONFERENCE		0-0-0		2-0-1		2-0-0
4-1-0		1-1-0	0-0-0		HOME		0-0-0		1-0-0		2-0-0
2-0-0		0-0-0	1-0-		AWAY		0-0-0		1-0-0		0-0-0
0-0-1		0-0-0	0-0-0		NEUTRAL		0-0-0		0-0-1		0-0-0
2-0-0		1-0-0	1-0-0		CONFERENCE		0-0-0		0-0-0		0-0-0
2-0-0		1-0-0	1-0-0		HOME		0-0-0		0-0-0		0-0-0
0-0-0		0-0-0	0-0-0		AWAY		0-0-0		0-0-0		0-0-0
0-0-0		0-0-0	0-0-0		NEUTRAL		0-0-0		0-0-0		0-0-0
RPI S	Opponent	Score		RPI S	Opponent	Score		RPI S	Opponent	Score	
2 H	Wake Forest	1	4	32 H	Vanderbilt	3	0	110 H	Wright St.	1	0
3 H	Duke	1	0	39 A	Denver	2	1	123 A	Samford	4	2
12 H	Kentucky	4	1					137 N	Colorado	2	2
								172 H	Kennesaw St.	4	0
								173 H	Middle Tenn.	4	1
LAST 10 GAMES											
12 H	Kentucky	4	1	32 H	Vanderbilt	3	0				
39 A	Denver	2	1	3 H	Duke	1	0				
137 N	Colorado	2	2	172 H	Kennesaw St.	4	0				
123 A	Samford	4	2	173 H	Middle Tenn.	4	1				
110 H	Wright St.	1	0	2 H	Wake Forest	1	4				

Non-Div. I Games:

Auburn

Average RPI Win: 86		WON-LOST	WINNING		LAST 10	STRENGTH OF		OPP. STRENGTH	TEAM	ADJ	CONF.	ADJ CONF.
Average RPI Loss: 0		RECORD	PCT. RANK		GAMES	SCHEDULE		OF SCHEDULE	RPI	RPI	RPI	RPI
DIV. I ONLY		10-0-0	1	1	10-0-0	66		6	8	.6966	6	8
DIV. I NON-CONF.		8-0-0	1	1	8-0-0	62		7	4	.69237	4	8
TOTALS		RPI 1-25	RPI 26-50		W-L RECORDS	RPI 51-100		RPI 101-150		RPI 150+		
10-0-0	0-0-0		4-0-0		OVERALL	1-0-0		4-0-0		1-0-0		
4-0-0	0-0-0		1-0-0		HOME	0-0-0		2-0-0		1-0-0		
6-0-0	0-0-0		3-0-0		AWAY	1-0-0		2-0-0		0-0-0		
0-0-0	0-0-0		0-0-0		NEUTRAL	0-0-0		0-0-0		0-0-0		
8-0-0	0-0-0		3-0-0		NON-CONFERENCE	1-0-0		3-0-0		1-0-0		
4-0-0	0-0-0		1-0-0		HOME	0-0-0		2-0-0		1-0-0		
4-0-0	0-0-0		2-0-		AWAY	1-0-0		1-0-0		0-0-0		
0-0-0	0-0-0		0-0-0		NEUTRAL	0-0-0		0-0-0		0-0-0		
2-0-0	0-0-0		1-0-0		CONFERENCE	0-0-0		1-0-0		0-0-0		
0-0-0	0-0-0		0-0-0		HOME	0-0-0		0-0-0		0-0-0		
2-0-0	0-0-0		1-0-0		AWAY	0-0-0		1-0-0		0-0-0		
0-0-0	0-0-0		0-0-0		NEUTRAL	0-0-0		0-0-0		0-0-0		
RPI S	Opponent	Score	RPI S	Opponent	Score	RPI S	Opponent	Score	RPI S	Opponent	Score	
			28 A	Rice	1 0	80 A	Western Ky.	2 0	112 H	UALR	3 1	
			32 A	Vanderbilt	2 0				122 A	Houston	2 1	
			34 H	LSU	3 1				123 A	Samford	2 0	
			38 A	Alabama	1 0				134 H	Ole Miss	3 0	
									154 H	Charlotte	6 2	
LAST 10 GAMES												
			122 A	Houston	2 1	28 A	Rice	1 0				
			32 A	Vanderbilt	2 0	123 A	Samford	2 0				
			154 H	Charlotte	6 2	38 A	Alabama	1 0				
			134 H	Ole Miss	3 0	112 H	UALR	3 1				
			80 A	Western Ky.	2 0	34 H	LSU	3 1				

Non-Div. I Games:

Memphis

Average RPI Win:		73	WON-LOST RECORD		WINNING PCT. RANK		LAST 10 GAMES		STRENGTH OF SCHEDULE		OPP. STRENGTH OF SCHEDULE		TEAM RPI		ADJ RPI		CONF. RPI		ADJ CONF. RPI					
DIV. I ONLY			8-2-1		.77273		27		7-2-1		2		24		6		.69557		7		1		1	
DIV. I NON-CONF.			6-1-1		.8125		29		5-1-1		15		44		8		.67194		8		1		1	
TOTALS		RPI 1-25		RPI 26-50				W-L RECORDS				RPI 51-100				RPI 101-150				RPI 150+				
8-2-1		1-2-0		2-0-0				OVERALL				3-0-1				2-0-0				0-0-0				
7-1-1		0-1-0		2-0-0				HOME				3-0-1				2-0-0				0-0-0				
1-1-0		1-1-0		0-0-0				AWAY				0-0-0				0-0-0				0-0-0				
0-0-0		0-0-0		0-0-0				NEUTRAL				0-0-0				0-0-0				0-0-0				
6-1-1		0-1-0		1-0-0				NON-CONFERENCE				3-0-1				2-0-0				0-0-0				
6-1-1		0-1-0		1-0-0				HOME				3-0-1				2-0-0				0-0-0				
0-0-0		0-0-0		0-0-				AWAY				0-0-0				0-0-0				0-0-0				
0-0-0		0-0-0		0-0-0				NEUTRAL				0-0-0				0-0-0				0-0-0				
2-1-0		1-1-0		1-0-0				CONFERENCE				0-0-0				0-0-0				0-0-0				
1-0-0		0-0-0		1-0-0				HOME				0-0-0				0-0-0				0-0-0				
1-1-0		1-1-0		0-0-0				AWAY				0-0-0				0-0-0				0-0-0				
0-0-0		0-0-0		0-0-0				NEUTRAL				0-0-0				0-0-0				0-0-0				
RPI	S	Opponent		Score		RPI	S	Opponent		Score		RPI	S	Opponent		Score		RPI	S	Opponent		Score		
8	A	Boston College		0	2	26	H	West Virginia		2	1	58	H	Richmond		6	0	136	H	Drexel		4	0	
15	A	North Carolina		1	0	29	H	Maryland		4	1	64	H	Washington St.		0	0	150	H	Liberty		9	1	
23	H	Penn St.		2	3							76	H	St. John's (NY)		2	1							
												96	H	Arizona St.		3	0							
						LAST 10 GAMES																		
		8 A Boston College		0	2			15 A North Carolina		1	0													
		29 H Maryland		4	1			96 H Arizona St.		3	0													
		23 H Penn St.		2	3			76 H St. John's (NY)		2	1													
		64 H Washington St.		0	0			150 H Liberty		9	1													
		136 H Drexel		4	0			58 H Richmond		6	0													

Non-Div. I Games:

Virginia

[illegible]

Non-Div. I Games:

Boston College

Average RPI Win:	85	WON-LOST	WINNING	LAST 10	STRENGTH OF	OPP. STRENGTH	TEAM	ADJ	CONF.	ADJ CONF.		
Average RPI Loss:	0	RECORD	PCT. RANK	GAMES	SCHEDULE	OF SCHEDULE	RPI	RPI	RPI	RPI		
DIV. I ONLY		9-0-1	.95	3	9-0-1	54	7	9	.6917	9	4	4
DIV. I NON-CONF.		8-0-1	.94444	5	8-0-1	19	11	2	.71807	2	4	4

TOTALS	RPI 1-25	RPI 26-50		W-L RECORDS		RPI 51-100		RPI 101-150		RPI 150+		
9-0-1	2-0-0	4-0-1		OVERALL		0-0-0		0-0-0		3-0-0		
6-0-0	1-0-0	2-0-0		HOME		0-0-0		0-0-0		3-0-0		
3-0-1	1-0-0	2-0-1		AWAY		0-0-0		0-0-0		0-0-0		
0-0-0	0-0-0	0-0-0		NEUTRAL		0-0-0		0-0-0		0-0-0		
8-0-1	2-0-0	4-0-1		NON-CONFERENCE		0-0-0		0-0-0		2-0-0		
5-0-0	1-0-0	2-0-0		HOME		0-0-0		0-0-0		2-0-0		
3-0-1	1-0-0	2-1-		AWAY		0-0-0		0-0-0		0-0-0		
0-0-0	0-0-0	0-0-0		NEUTRAL		0-0-0		0-0-0		0-0-0		
1-0-0	0-0-0	0-0-0		CONFERENCE		0-0-0		0-0-0		1-0-0		
1-0-0	0-0-0	0-0-0		HOME		0-0-0		0-0-0		1-0-0		
0-0-0	0-0-0	0-0-0		AWAY		0-0-0		0-0-0		0-0-0		
0-0-0	0-0-0	0-0-0		NEUTRAL		0-0-0		0-0-0		0-0-0		
RPI	S	Opponent	Score	RPI	S	Opponent	Score	RPI	S	Opponent	Score	
18	A	Santa Clara	2 0	29	A	Maryland	0 0	169	H	Northwestern	6 0	
23	H	Penn St.	4 0	31	A	Georgetown	4 1	199	H	Arizona	7 0	
				35	H	Notre Dame	2 1	209	H	Pacific	5 2	
				41	A	Portland	2 0					
				43	H	UC Irvine	2 0					
LAST 10 GAMES												
				18	A	Santa Clara	2 0	199	H	Arizona	7 0	
				41	A	Portland	2 0	31	A	Georgetown	4 1	
				43	H	UC Irvine	2 0	29	A	Maryland	0 0	
				35	H	Notre Dame	2 1	209	H	Pacific	5 2	
				169	H	Northwestern	6 0	23	H	Penn St.	4 0	

Non-Div. I Games:

Stanford

Average RPI Win: 107		WON-LOST RECORD	WINNING PCT. RANK	LAST 10 GAMES	STRENGTH OF SCHEDULE	OPP. STRENGTH OF SCHEDULE	TEAM RPI	ADJ RPI	CONF. RPI	ADJ CONF. RPI							
Average RPI Loss: 27																	
DIV. I ONLY		10-1-0	.90909	7	9-1-0	28	62	10	.68203	10	14	14					
DIV. I NON-CONF.		8-1-0	.88889	9	7-1-0	30	30	7	.67802	7	14	14					
<hr/>																	
TOTALS		RPI 1-25		RPI 26-50		W-L RECORDS		RPI 51-100		RPI 101-150		RPI 150+					
10-1-0		1-0-0		0-1-0		OVERALL		4-0-0		2-0-0		3-0-0					
6-1-0		1-0-0		0-1-0		HOME		1-0-0		2-0-0		2-0-0					
3-0-0		0-0-0		0-0-0		AWAY		2-0-0		0-0-0		1-0-0					
1-0-0		0-0-0		0-0-0		NEUTRAL		1-0-0		0-0-0		0-0-0					
8-1-0		1-0-0		0-1-0		NON-CONFERENCE		4-0-0		2-0-0		1-0-0					
5-1-0		1-0-0		0-1-0		HOME		1-0-0		2-0-0		1-0-0					
2-0-0		0-0-0		0-0-		AWAY		2-0-0		0-0-0		0-0-0					
1-0-0		0-0-0		0-0-0		NEUTRAL		1-0-0		0-0-0		0-0-0					
2-0-0		0-0-0		0-0-0		CONFERENCE		0-0-0		0-0-0		2-0-0					
1-0-0		0-0-0		0-0-0		HOME		0-0-0		0-0-0		1-0-0					
1-0-0		0-0-0		0-0-0		AWAY		0-0-0		0-0-0		1-0-0					
0-0-0		0-0-0		0-0-0		NEUTRAL		0-0-0		0-0-0		0-0-0					
RPI	S	Opponent		Score		RPI	S	Opponent		Score		RPI	S	Opponent		Score	
21	H	Wisconsin		2	1	27	H	Marquette		0	1	52	A	Michigan St.		3	2
												62	H	Long Beach St.		3	2
												93	A	Minnesota		1	0
												97	N	Iowa St.		2	0
												133	H	Western Ill.		4	0
												141	H	DePaul		1	0
												152	A	Cleveland St.		4	0
												158	H	Detroit		2	1
												165	H	Saint Louis		3	0
<hr/>																	
LAST 10 GAMES																	
						133	H	Western Ill.		4	0	158	H	Detroit		2	1
						152	A	Cleveland St.		4	0	97	N	Iowa St.		2	0
						21	H	Wisconsin		2	1	165	H	Saint Louis		3	0
						27	H	Marquette		0	1	62	H	Long Beach St.		3	2
						93	A	Minnesota		1	0	141	H	DePaul		1	0

Non-Div. I Games:

Milwaukee

Average RPI Win: 101		WON-LOST	WINNING		LAST 10	STRENGTH OF		OPP. STRENGTH	TEAM	ADJ	CONF.	ADJ CONF.
Average RPI Loss: 0		RECORD	PCT. RANK		GAMES	SCHEDULE		OF SCHEDULE	RPI	RPI	RPI	RPI
DIV. I ONLY		13-0-0	1	1	9-0-0	93		18	11	.67678	11	3
DIV. I NON-CONF.		10-0-0	1	1	7-0-0	119		14	13	.66088	13	3
TOTALS		RPI 1-25	RPI 26-50		W-L RECORDS	RPI 51-100		RPI 101-150		RPI 150+		
13-0-0	0-0-0		2-0-0		OVERALL	4-0-0		4-0-0		3-0-0		
9-0-0	0-0-0		1-0-0		HOME	4-0-0		2-0-0		2-0-0		
3-0-0	0-0-0		0-0-0		AWAY	0-0-0		2-0-0		1-0-0		
1-0-0	0-0-0		1-0-0		NEUTRAL	0-0-0		0-0-0		0-0-0		
10-0-0	0-0-0		1-0-0		NON-CONFERENCE	3-0-0		3-0-0		3-0-0		
6-0-0	0-0-0		0-0-0		HOME	3-0-0		1-0-0		2-0-0		
3-0-0	0-0-0		0-0-		AWAY	0-0-0		2-0-0		1-0-0		
1-0-0	0-0-0		1-0-0		NEUTRAL	0-0-0		0-0-0		0-0-0		
3-0-0	0-0-0		1-0-0		CONFERENCE	1-0-0		1-0-0		0-0-0		
3-0-0	0-0-0		1-0-0		HOME	1-0-0		1-0-0		0-0-0		
0-0-0	0-0-0		0-0-0		AWAY	0-0-0		0-0-0		0-0-0		
0-0-0	0-0-0		0-0-0		NEUTRAL	0-0-0		0-0-0		0-0-0		
RPI S	Opponent	Score	RPI S	Opponent	Score	RPI S	Opponent	Score	RPI S	Opponent	Score	
			37 H	Kansas	5 1	56 H	Utah St.	3 0	105 H	Oklahoma	1 0	
			50 N	San Diego	2 1	57 H	BYU	2 1	112 H	UALR	7 0	
						69 H	Missouri	2 0	114 A	Arkansas	4 0	
						82 H	TCU	1 0	126 A	Southern California	1 0	
									157 H	UAB	4 1	
									160 H	Oral Roberts	1 0	
									182 A	Creighton	1 0	
LAST 10 GAMES												
			37 H	Kansas	5 1	69 H	Missouri	2 0				
			56 H	Utah St.	3 0	112 H	UALR	7 0				
			57 H	BYU	2 1	182 A	Creighton	1 0				
			50 N	San Diego	2 1	160 H	Oral Roberts	1 0				
			126 A	Southern California	1 0	114 A	Arkansas	4 0				

Non-Div. I Games:

Oklahoma St.

Average RPI Win:	116	WON-LOST RECORD	WINNING PCT. RANK	LAST 10 GAMES	STRENGTH OF SCHEDULE	OPP. STRENGTH OF SCHEDULE	TEAM RPI	ADJ RPI	CONF. RPI	ADJ CONF. RPI	
DIV. I ONLY		8-2-0	.8 19	8-2-0	11	67	12	.67408 12	2	2	
DIV. I NON-CONF.		7-1-0	.875 14	7-1-0	24	108	9	.67047 9	2	2	
<hr/>											
TOTALS	RPI 1-25	RPI 26-50		W-L RECORDS	RPI 51-100		RPI 101-150		RPI 150+		
8-2-0	0-2-0	3-0-0		OVERALL	2-0-0		0-0-0		3-0-0		
4-0-0	0-0-0	0-0-0		HOME	2-0-0		0-0-0		2-0-0		
2-2-0	0-2-0	1-0-0		AWAY	0-0-0		0-0-0		1-0-0		
2-0-0	0-0-0	2-0-0		NEUTRAL	0-0-0		0-0-0		0-0-0		
<hr/>											
7-1-0	0-1-0	2-0-0		NON-CONFERENCE	2-0-0		0-0-0		3-0-0		
4-0-0	0-0-0	0-0-0		HOME	2-0-0		0-0-0		2-0-0		
1-1-0	0-1-0	0-0-		AWAY	0-0-0		0-0-0		1-0-0		
2-0-0	0-0-0	2-0-0		NEUTRAL	0-0-0		0-0-0		0-0-0		
<hr/>											
1-1-0	0-1-0	1-0-0		CONFERENCE	0-0-0		0-0-0		0-0-0		
0-0-0	0-0-0	0-0-0		HOME	0-0-0		0-0-0		0-0-0		
1-1-0	0-1-0	1-0-0		AWAY	0-0-0		0-0-0		0-0-0		
0-0-0	0-0-0	0-0-0		NEUTRAL	0-0-0		0-0-0		0-0-0		
<hr/>											
RPI S	Opponent	Score	RPI S	Opponent	Score	RPI S	Opponent	Score	RPI S	Opponent	Score
5 A	Auburn	1 4	36 N	Baylor	2 1	60 H	Southeast Mo. St.	2 0	204 H	Ohio	2 1
22 A	Dayton	1 2	38 A	Alabama	4 1	95 H	Louisville	2 0	216 H	Eastern Ky.	2 1
			42 N	Central Mich.	2 1				237 A	Oakland	3 0
<hr/>											
LAST 10 GAMES											
5 A	Auburn	1 4	38 A	Alabama	4 1						
22 A	Dayton	1 2	42 N	Central Mich.	2 1						
60 H	Southeast Mo. St.	2 0	204 H	Ohio	2 1						
95 H	Louisville	2 0	216 H	Eastern Ky.	2 1						
36 N	Baylor	2 1	237 A	Oakland	3 0						

Non-Div. I Games:

Kentucky

Pepperdine

Through Games Of Sept. 26, 2011

Average RPI Win:	128	WON-LOST	WINNING	LAST 10	STRENGTH OF	OPP. STRENGTH	TEAM	ADJ	CONF.	ADJ CONF.		
Average RPI Loss:	0	RECORD	PCT. RANK	GAMES	SCHEDULE	OF SCHEDULE	RPI	RPI	RPI	RPI		
DIV. I ONLY		8-0-4	.83333	16	6-0-4	39	47	14	.65958	14	6	5
DIV. I NON-CONF.		8-0-4	.83333	26	6-0-4	38	36	15	.65958	14	6	6
<hr/>												
TOTALS	RPI 1-25	RPI 26-50		W-L RECORDS		RPI 51-100		RPI 101-150		RPI 150+		
8-0-4	1-0-1	0-0-1		OVERALL		3-0-2		1-0-0		3-0-0		
4-0-1	0-0-1	0-0-0		HOME		1-0-0		0-0-0		3-0-0		
3-0-3	1-0-0	0-0-1		AWAY		1-0-2		1-0-0		0-0-0		
1-0-0	0-0-0	0-0-0		NEUTRAL		1-0-0		0-0-0		0-0-0		
8-0-4	1-0-1	0-0-1		NON-CONFERENCE		3-0-2		1-0-0		3-0-0		
4-0-1	0-0-1	0-0-0		HOME		1-0-0		0-0-0		3-0-0		
3-0-3	1-0-0	0-1-		AWAY		1-0-2		1-0-0		0-0-0		
1-0-0	0-0-0	0-0-0		NEUTRAL		1-0-0		0-0-0		0-0-0		
0-0-0	0-0-0	0-0-0		CONFERENCE		0-0-0		0-0-0		0-0-0		
0-0-0	0-0-0	0-0-0		HOME		0-0-0		0-0-0		0-0-0		
0-0-0	0-0-0	0-0-0		AWAY		0-0-0		0-0-0		0-0-0		
0-0-0	0-0-0	0-0-0		NEUTRAL		0-0-0		0-0-0		0-0-0		
<hr/>												
RPI S	Opponent	Score		RPI S	Opponent	Score		RPI S	Opponent	Score		
1 H	UCLA	1	1	34 A	LSU	1	1	55 N	Illinois	4	2	
17 A	California	2	1					67 A	Fresno St.	1	1	
								70 A	Cal St. Fullerton	2	1	
								78 A	Cal Poly	1	1	
								83 H	Michigan	3	0	
<hr/>												
LAST 10 GAMES												
				292 H	Lamar	6	0	67 A	Fresno St.	1	1	
				78 A	Cal Poly	1	1	83 H	Michigan	3	0	
				147 A	UC Santa Barbara	3	0	1 H	UCLA	1	1	
				34 A	LSU	1	1	163 H	Long Island	1	0	
				55 N	Illinois	4	2	70 A	Cal St. Fullerton	2	1	

Non-Div. I Games:

Pepperdine

Average RPI Win: 66		WON-LOST	WINNING	LAST 10	STRENGTH OF		OPP. STRENGTH	TEAM	ADJ	CONF.	ADJ CONF.
Average RPI Loss: 14		RECORD	PCT. RANK	GAMES	SCHEDULE		OF SCHEDULE	RPI	RPI	RPI	RPI
DIV. I ONLY		6-2-0	.75	31	6-2-0		51	1	16	.64923	15
DIV. I NON-CONF.		5-1-0	.83333	26	5-1-0		106	1	23	.63816	22
TOTALS		RPI 1-25	RPI 26-50		W-L RECORDS		RPI 51-100		RPI 101-150		RPI 150+
6-2-0		0-2-0	3-0-0		OVERALL		1-0-0		2-0-0		0-0-0
3-1-0		0-1-0	2-0-0		HOME		0-0-0		1-0-0		0-0-0
2-0-0		0-0-0	1-0-0		AWAY		1-0-0		0-0-0		0-0-0
1-1-0		0-1-0	0-0-0		NEUTRAL		0-0-0		1-0-0		0-0-0
5-1-0		0-1-0	2-0-0		NON-CONFERENCE		1-0-0		2-0-0		0-0-0
2-0-0		0-0-0	1-0-0		HOME		0-0-0		1-0-0		0-0-0
2-0-0		0-0-0	1-0-		AWAY		1-0-0		0-0-0		0-0-0
1-1-0		0-1-0	0-0-0		NEUTRAL		0-0-0		1-0-0		0-0-0
1-1-0		0-1-0	1-0-0		CONFERENCE		0-0-0		0-0-0		0-0-0
1-1-0		0-1-0	1-0-0		HOME		0-0-0		0-0-0		0-0-0
0-0-0		0-0-0	0-0-0		AWAY		0-0-0		0-0-0		0-0-0
0-0-0		0-0-0	0-0-0		NEUTRAL		0-0-0		0-0-0		0-0-0
RPI S	Opponent	Score		RPI S	Opponent	Score		RPI S	Opponent	Score	
7 H	Virginia	0	1	30 H	North Carolina St.	5	1	72 A	Nebraska	2	1
20 N	Texas A&M	3	4	33 A	Ohio St.	3	0	103 N	UNC Greensboro	2	0
				35 H	Notre Dame	2	1	122 H	Houston	6	1
LAST 10 GAMES											
30 H	North Carolina St.	5	1	7 H	Virginia	0	1				
20 N	Texas A&M	3	4	35 H	Notre Dame	2	1				
103 N	UNC Greensboro	2	0	72 A	Nebraska	2	1				
33 A	Ohio St.	3	0								
122 H	Houston	6	1								

Non-Div. I Games:

North Carolina

Average RPI Win:		86	WON-LOST RECORD		WINNING PCT. RANK		LAST 10 GAMES		STRENGTH OF SCHEDULE		OPP. STRENGTH OF SCHEDULE		TEAM RPI		ADJ RPI		CONF. RPI		ADJ CONF. RPI	
Average RPI Loss:		35																		
DIV. I ONLY			6-2-2		.7	52	6-2-2		10		80		17		.64819		16		8	
DIV. I NON-CONF.			5-1-2		.75	40	5-1-2		8		79		12		.66263		12		8	
TOTALS		RPI 1-25		RPI 26-50		W-L RECORDS		RPI 51-100		RPI 101-150		RPI 150+								
6-2-2		1-1-0		1-0-0		OVERALL		2-1-0		1-0-2		1-0-0								
2-1-1		0-1-0		0-0-0		HOME		0-0-0		1-0-1		1-0-0								
2-1-1		0-0-0		1-0-0		AWAY		1-1-0		0-0-1		0-0-0								
2-0-0		1-0-0		0-0-0		NEUTRAL		1-0-0		0-0-0		0-0-0								
5-1-2		1-1-0		1-0-0		NON-CONFERENCE		1-0-0		1-0-2		1-0-0								
2-1-1		0-1-0		0-0-0		HOME		0-0-0		1-0-1		1-0-0								
1-0-1		0-0-0		1-0-		AWAY		0-0-0		0-0-1		0-0-0								
2-0-0		1-0-0		0-0-0		NEUTRAL		1-0-0		0-0-0		0-0-0								
1-1-0		0-0-0		0-0-0		CONFERENCE		1-1-0		0-0-0		0-0-0								
0-0-0		0-0-0		0-0-0		HOME		0-0-0		0-0-0		0-0-0								
1-1-0		0-0-0		0-0-0		AWAY		1-1-0		0-0-0		0-0-0								
0-0-0		0-0-0		0-0-0		NEUTRAL		0-0-0		0-0-0		0-0-0								
RPI	S	Opponent		Score		RPI	S	Opponent		Score		RPI	S	Opponent		Score				
2	H	Wake Forest		0	1	50	A	San Diego		1	0	64	N	Washington St.		2	0			
23	N	Penn St.		2	1							68	A	SMU		0	1			
												77	A	Tulsa		2	1			

Non-Div. I Games:

UCF

[illegible]

Non-Div. I Games:

California

Average RPI Win:		117	WON-LOST RECORD		WINNING PCT. RANK		LAST 10 GAMES		STRENGTH OF SCHEDULE		OPP. STRENGTH OF SCHEDULE		TEAM RPI		ADJ RPI		CONF. RPI		ADJ CONF. RPI	
DIV. I ONLY			5-1-4		.7 52		5-1-4		16		48		19		.64231 18		6		5	
DIV. I NON-CONF.			5-1-4		.7 67		5-1-4		18		38		21		.64231 21		6		6	
TOTALS		RPI 1-25		RPI 26-50		W-L RECORDS		RPI 51-100		RPI 101-150		RPI 150+								
5-1-4		1-1-0		0-0-3		OVERALL		2-0-0		1-0-1		1-0-0								
2-1-1		1-1-0		0-0-1		HOME		1-0-0		0-0-0		0-0-0								
3-0-1		0-0-0		0-0-0		AWAY		1-0-0		1-0-1		1-0-0								
0-0-2		0-0-0		0-0-2		NEUTRAL		0-0-0		0-0-0		0-0-0								
5-1-4		1-1-0		0-0-3		NON-CONFERENCE		2-0-0		1-0-1		1-0-0								
2-1-1		1-1-0		0-0-1		HOME		1-0-0		0-0-0		0-0-0								
3-0-1		0-0-0		0-0-		AWAY		1-0-0		1-0-1		1-0-0								
0-0-2		0-0-0		0-0-2		NEUTRAL		0-0-0		0-0-0		0-0-0								
0-0-0		0-0-0		0-0-0		CONFERENCE		0-0-0		0-0-0		0-0-0								
0-0-0		0-0-0		0-0-0		HOME		0-0-0		0-0-0		0-0-0								
0-0-0		0-0-0		0-0-0		AWAY		0-0-0		0-0-0		0-0-0								
0-0-0		0-0-0		0-0-0		NEUTRAL		0-0-0		0-0-0		0-0-0								
RPI	S	Opponent			Score		RPI	S	Opponent			Score		RPI	S	Opponent			Score	
9	H	Stanford			0 2		35	H	Notre Dame			1 1		64	H	Washington St.			1 0	
17	H	California			3 0		40	N	Oregon St.			1 1		78	A	Cal Poly			3 0	
							43	N	UC Irvine			1 1								
							LAST 10 GAMES													
							35	H	Notre Dame			1 1		17	H	California			3 0	
							43	N	UC Irvine			1 1		64	H	Washington St.			1 0	
							120	A	Oregon			0 0		9	H	Stanford			0 2	
							40	N	Oregon St.			1 1		147	A	UC Santa Barbara			2 1	
							78	A	Cal Poly			3 0		280	A	San Jose St.			2 1	

Non-Div. I Games:

Santa Clara

**T
e
x
a
s
A
&
M**

Texas A & M

Texas A&M

[illegible]

Non-Div. I Games:

Wisconsin

Average RPI Win: 119		WON-LOST RECORD		WINNING PCT. RANK		LAST 10 GAMES		STRENGTH OF SCHEDULE		OPP. STRENGTH OF SCHEDULE		TEAM RPI		ADJ RPI		CONF. RPI		ADJ CONF. RPI	
DIV. I ONLY		10-1-0		.90909 7		9-1-0		142		9		22		.63651 22		10		10	
DIV. I NON-CONF.		9-1-0		.9 8		8-1-0		149		8		28		.62904 26		10		10	
TOTALS		RPI 1-25		RPI 26-50		W-L RECORDS		RPI 51-100		RPI 101-150		RPI 150+							
10-1-0		1-1-0		2-0-0		OVERALL		2-0-0		1-0-0		4-0-0							
4-1-0		1-1-0		0-0-0		HOME		2-0-0		0-0-0		1-0-0							
3-0-0		0-0-0		1-0-0		AWAY		0-0-0		0-0-0		2-0-0							
3-0-0		0-0-0		1-0-0		NEUTRAL		0-0-0		1-0-0		1-0-0							
9-1-0		1-1-0		2-0-0		NON-CONFERENCE		1-0-0		1-0-0		4-0-0							
3-1-0		1-1-0		0-0-0		HOME		1-0-0		0-0-0		1-0-0							
3-0-0		0-0-0		1-0-		AWAY		0-0-0		0-0-0		2-0-0							
3-0-0		0-0-0		1-0-0		NEUTRAL		0-0-0		1-0-0		1-0-0							
1-0-0		0-0-0		0-0-0		CONFERENCE		1-0-0		0-0-0		0-0-0							
1-0-0		0-0-0		0-0-0		HOME		1-0-0		0-0-0		0-0-0							
0-0-0		0-0-0		0-0-0		AWAY		0-0-0		0-0-0		0-0-0							
0-0-0		0-0-0		0-0-0		NEUTRAL		0-0-0		0-0-0		0-0-0							
RPI	S	Opponent		Score		RPI	S	Opponent		Score		RPI	S	Opponent		Score			
12	H	Kentucky		2	1	33	A	Ohio St.		1	0	78	H	Cal Poly		3	1		
21	H	Wisconsin		1	3	37	N	Kansas		3	1	90	H	Xavier		2	1		
												</							

Average RPI Win:	125	WON-LOST RECORD	WINNING PCT. RANK	LAST 10 GAMES	STRENGTH OF SCHEDULE	OPP. STRENGTH OF SCHEDULE	TEAM RPI	ADJ RPI	CONF. RPI	ADJ CONF. RPI					
DIV. I ONLY		9-3-0	.75	31	7-2-0	65	8	23	.63224	23	5	6			
DIV. I NON-CONF.		7-2-0	.77778	35	5-1-0	36	18	17	.65065	17	5	5			
<hr/>															
TOTALS	RPI 1-25		RPI 26-50		W-L RECORDS		RPI 51-100		RPI 101-150		RPI 150+				
9-3-0	1-3-0		2-0-0		OVERALL		2-0-0		0-0-0		4-0-0				
4-0-0	0-0-0		1-0-0		HOME		2-0-0		0-0-0		1-0-0				
3-2-0	1-2-0		0-0-0		AWAY		0-0-0		0-0-0		2-0-0				
2-1-0	0-1-0		1-0-0		NEUTRAL		0-0-0		0-0-0		1-0-0				
7-2-0	1-2-0		2-0-0		NON-CONFERENCE		1-0-0		0-0-0		3-0-0				
2-0-0	0-0-0		1-0-0		HOME		1-0-0		0-0-0		0-0-0				
3-1-0	1-1-0		0-0-		AWAY		0-0-0		0-0-0		2-0-0				
2-1-0	0-1-0		1-0-0		NEUTRAL		0-0-0		0-0-0		1-0-0				
2-1-0	0-1-0		0-0-0		CONFERENCE		1-0-0		0-0-0		1-0-0				
2-0-0	0-0-0		0-0-0		HOME		1-0-0		0-0-0		1-0-0				
0-1-0	0-1-0		0-0-0		AWAY		0-0-0		0-0-0		0-0-0				
0-0-0	0-0-0		0-0-0		NEUTRAL		0-0-0		0-0-0		0-0-0				
RPI	S	Opponent	Score	RPI	S	Opponent	Score	RPI	S	Opponent	Score	RPI	S	Opponent	Score
7	A	Virginia	3 2	26	H	West Virginia	5 0	55	H	Illinois	1 0	169	H	Northwestern	4 0
9	A	Stanford	0 4	30	N	North Carolina St.	3 1	58	H	Richmond	3 0	223	A	Pittsburgh	3 0
16	N	UCF	1 2									259	A	Bucknell	4 0
21	A	Wisconsin	0 1									295	N	Nevada	4 0
<hr/>															
LAST 10 GAMES															
21	A	Wisconsin	0 1	55	H	Illinois	1 0								
7	A	Virginia	3 2	169	H	Northwestern	4 0								
16	N	UCF	1 2	259	A	Bucknell	4 0								
223	A	Pittsburgh	3 0	58	H	Richmond	3 0								
30	N	North Carolina St.	3 1	26	H	West Virginia	5 0								

Non-Div. I Games:

Penn St.

Average RPI Win:	112	WON-LOST RECORD	WINNING PCT. RANK	LAST 10 GAMES	STRENGTH OF SCHEDULE	OPP. STRENGTH OF SCHEDULE	TEAM RPI	ADJ RPI	CONF. RPI	ADJ CONF. RPI				
DIV. I ONLY		8-2-0	.8	19	8-2-0	109	4	24	.62699	24	2	2		
DIV. I NON-CONF.		7-1-0	.875	14	7-1-0	154	6	30	.62023	31	2	2		

TOTALS	RPI 1-25	RPI 26-50		W-L RECORDS		RPI 51-100		RPI 101-150		RPI 150+				
8-2-0	2-1-0	1-1-0		OVERALL		0-0-0		2-0-0		3-0-0				
5-2-0	2-1-0	0-1-0		HOME		0-0-0		0-0-0		3-0-0				
3-0-0	0-0-0	1-0-0		AWAY		0-0-0		2-0-0		0-0-0				
0-0-0	0-0-0	0-0-0		NEUTRAL		0-0-0		0-0-0		0-0-0				
7-1-0	1-1-0	1-0-0		NON-CONFERENCE		0-0-0		2-0-0		3-0-0				
4-1-0	1-1-0	0-0-0		HOME		0-0-0		0-0-0		3-0-0				
3-0-0	0-0-0	1-0-		AWAY		0-0-0		2-0-0		0-0-0				
0-0-0	0-0-0	0-0-0		NEUTRAL		0-0-0		0-0-0		0-0-0				
1-1-0	1-0-0	0-1-0		CONFERENCE		0-0-0		0-0-0		0-0-0				
1-1-0	1-0-0	0-1-0		HOME		0-0-0		0-0-0		0-0-0				
0-0-0	0-0-0	0-0-0		AWAY		0-0-0		0-0-0		0-0-0				
0-0-0	0-0-0	0-0-0		NEUTRAL		0-0-0		0-0-0		0-0-0				
RPI	S	Opponent	Score		RPI	S	Opponent	Score		RPI	S	Opponent	Score	
1	H	UCLA	1	2	37	A	Kansas	2	1	103	A	UNC Greensboro	2	0
4	H	Florida	4	2	46	H	South Carolina	1	2	105	A	Oklahoma	3	1
20	H	Texas A&M	1	0						154	H	Charlotte	5	0
										173	H	Middle Tenn.	2	0
										299	H	Coastal Caro.	4	0

LAST 10 GAMES														
154	H	Charlotte	5	0	4	H	Florida	4	2					
103	A	UNC Greensboro	2	0	46	H	South Carolina	1	2					
173	H	Middle Tenn.	2	0	299	H	Coastal Caro.	4	0					
20	H	Texas A&M	1	0	105	A	Oklahoma	3	1					
1	H	UCLA	1	2	37	A	Kansas	2	1					

Non-Div. I Games:

Tennessee

Average RPI Win:	119	WON-LOST RECORD	WINNING PCT. RANK	LAST 10 GAMES	STRENGTH OF SCHEDULE	OPP. STRENGTH OF SCHEDULE	TEAM RPI	ADJ RPI	CONF. RPI	ADJ CONF. RPI				
DIV. I ONLY		8-2-1	.77273	27	8-2-0	76	23	25	.62267	25	20	20		
DIV. I NON-CONF.		7-2-1	.75	40	7-2-0	46	23	25	.63276	25	20	20		
<hr/>														
TOTALS	RPI 1-25	RPI 26-50		W-L RECORDS		RPI 51-100		RPI 101-150		RPI 150+				
8-2-1	0-0-1	1-0-0		OVERALL		3-2-0		1-0-0		3-0-0				
5-0-0	0-0-0	0-0-0		HOME		2-0-0		1-0-0		2-0-0				
2-2-1	0-0-1	0-0-0		AWAY		1-2-0		0-0-0		1-0-0				
1-0-0	0-0-0	1-0-0		NEUTRAL		0-0-0		0-0-0		0-0-0				
7-2-1	0-0-1	1-0-0		NON-CONFERENCE		3-2-0		1-0-0		2-0-0				
5-0-0	0-0-0	0-0-0		HOME		2-0-0		1-0-0		2-0-0				
1-2-1	0-0-1	0-0-		AWAY		1-2-0		0-0-0		0-0-0				
1-0-0	0-0-0	1-0-0		NEUTRAL		0-0-0		0-0-0		0-0-0				
1-0-0	0-0-0	0-0-0		CONFERENCE		0-0-0		0-0-0		1-0-0				
0-0-0	0-0-0	0-0-0		HOME		0-0-0		0-0-0		0-0-0				
1-0-0	0-0-0	0-0-0		AWAY		0-0-0		0-0-0		1-0-0				
0-0-0	0-0-0	0-0-0		NEUTRAL		0-0-0		0-0-0		0-0-0				
RPI	S	Opponent	Score		RPI	S	Opponent	Score		RPI	S	Opponent	Score	
8	A	Boston College	1	1	41	N	Portland	2	0	53	A	Washington	1	0
										54	A	Connecticut	0	3
										61	A	Massachusetts	0	1
										81	H	Harvard	3	0
										85	H	Northeastern	2	0

Non-Div. I Games:

Boston U.

Average RPI Win:		129	WON-LOST RECORD		WINNING PCT. RANK	LAST 10 GAMES		STRENGTH OF SCHEDULE		OPP. STRENGTH OF SCHEDULE	TEAM RPI	ADJ RPI	CONF. RPI	ADJ CONF. RPI			
Average RPI Loss:		21															
DIV. I ONLY			8-3-0		.72727	38	7-2-0		49	51	26	.62119	26	7	7		
DIV. I NON-CONF.			4-3-0		.57143	127	3-2-0		137	25	101	.53806	102	7	7		
TOTALS		RPI 1-25		RPI 26-50		W-L RECORDS		RPI 51-100		RPI 101-150		RPI 150+					
8-3-0		0-2-0		2-1-0		OVERALL		1-0-0		2-0-0		3-0-0					
6-1-0		0-0-0		2-1-0		HOME		1-0-0		0-0-0		3-0-0					
1-2-0		0-2-0		0-0-0		AWAY		0-0-0		1-0-0		0-0-0					
1-0-0		0-0-0		0-0-0		NEUTRAL		0-0-0		1-0-0		0-0-0					
4-3-0		0-2-0		0-1-0		NON-CONFERENCE		0-0-0		1-0-0		3-0-0					
3-1-0		0-0-0		0-1-0		HOME		0-0-0		0-0-0		3-0-0					
0-2-0		0-2-0		0-0-		AWAY		0-0-0		0-0-0		0-0-0					
1-0-0		0-0-0		0-0-0		NEUTRAL		0-0-0		1-0-0		0-0-0					
4-0-0		0-0-0		2-0-0		CONFERENCE		1-0-0		1-0-0		0-0-0					
3-0-0		0-0-0		2-0-0		HOME		1-0-0		0-0-0		0-0-0					
1-0-0		0-0-0		0-0-0		AWAY		0-0-0		1-0-0		0-0-0					
0-0-0		0-0-0		0-0-0		NEUTRAL		0-0-0		0-0-0		0-0-0					
RPI	S	Opponent		Score		RPI	S	Opponent		Score		RPI	S	Opponent		Score	
7	A	Virginia		1	2	27	H	Marquette		3	1	66	H	Seton Hall		4	0
23	A	Penn St.		0	5	33	H	Ohio St.		0	2			129 A South Fla.		2	1
						45	H	Rutgers		1	0			130 N George Mason		3	0
														159 H Purdue		3	0
														231 H Marshall		3	0
														247 H High Point		1	0
LAST 10 GAMES																	
						129	A	South Fla.		2	1	45	H	Rutgers		1	0
						247	H	High Point		1	0	66	H	Seton Hall		4	0
						231	H	Marshall		3	0	27	H	Marquette		3	1
						33	H	Ohio St.		0	2	23	A	Penn St.		0	5
						130	N	George Mason		3	0	159	H	Purdue		3	0

Non-Div. I Games:

West Virginia

Marquette

Marquette

Average RPI Win:		128	WON-LOST RECORD		WINNING PCT. RANK		LAST 10 GAMES		STRENGTH OF SCHEDULE		OPP. STRENGTH OF SCHEDULE		TEAM RPI		ADJ RPI		CONF. RPI		ADJ CONF. RPI					
DIV. I ONLY			6-3-1		.65		80		6-3-1		27		65		29		.6178		28		8		8	
DIV. I NON-CONF.			5-2-1		.6875		69		5-2-1		33		74		31		.62061		30		8		8	
TOTALS		RPI 1-25		RPI 26-50				W-L RECORDS				RPI 51-100				RPI 101-150				RPI 150+				
6-3-1		0-1-0		1-0-0				OVERALL				2-2-1				0-0-0				3-0-0				
5-1-0		0-1-0		1-0-0				HOME				1-0-0				0-0-0				3-0-0				
1-2-1		0-0-0		0-0-0				AWAY				1-2-1				0-0-0				0-0-0				
0-0-0		0-0-0		0-0-0				NEUTRAL				0-0-0				0-0-0				0-0-0				
5-2-1		0-0-0		1-0-0				NON-CONFERENCE				2-2-1				0-0-0				2-0-0				
4-0-0		0-0-0		1-0-0				HOME				1-0-0				0-0-0				2-0-0				
1-2-1		0-0-0		0-0-				AWAY				1-2-1				0-0-0				0-0-0				
0-0-0		0-0-0		0-0-0				NEUTRAL				0-0-0				0-0-0				0-0-0				
1-1-0		0-1-0		0-0-0				CONFERENCE				0-0-0				0-0-0				1-0-0				
1-1-0		0-1-0		0-0-0				HOME				0-0-0				0-0-0				1-0-0				
0-0-0		0-0-0		0-0-0				AWAY				0-0-0				0-0-0				0-0-0				
0-0-0		0-0-0		0-0-0				NEUTRAL				0-0-0				0-0-0				0-0-0				
RPI	S	Opponent		Score		RPI	S	Opponent		Score		RPI	S	Opponent		Score		RPI	S	Opponent		Score		
6	H	Memphis		0 1		34	H	LSU		1 0		56	A	Utah St.		0 1		157	H	UAB		4 0		
												57	A	BYU		0 0		181	H	McNeese St.		3 0		
												65	A	Texas Tech		0 1		232	H	Sam Houston St.		4 1		
												80	H	Western Ky.		3 2								
												82	A	TCU		1 0								
LAST 10 GAMES																								
57	A	BYU		0 0		6	H	Memphis		0 1														
56	A	Utah St.		0 1		157	H	UAB		4 0														
232	H	Sam Houston St.		4 1		80	H	Western Ky.		3 2														
34	H	LSU		1 0		181	H	McNeese St.		3 0														
82	A	TCU		1 0		65	A	Texas Tech		0 1														

Non-Div. I Games:

Rice

Average RPI Win:		158	WON-LOST RECORD		WINNING PCT. RANK		LAST 10 GAMES		STRENGTH OF SCHEDULE		OPP. STRENGTH OF SCHEDULE		TEAM RPI		ADJ RPI		CONF. RPI		ADJ CONF. RPI					
DIV. I ONLY			7-2-3		.70833		49		5-2-2		51		25		28		.61669		29		1		1	
DIV. I NON-CONF.			6-0-2		.875		14		4-0-1		164		61		37		.60016		38		1		1	
TOTALS		RPI 1-25			RPI 26-50			W-L RECORDS			RPI 51-100			RPI 101-150			RPI 150+							
7-2-3		0-2-1			0-0-1			OVERALL			2-0-1			1-0-0			4-0-0							
5-1-2		0-1-1			0-0-1			HOME			2-0-0			1-0-0			2-0-0							
2-1-1		0-1-0			0-0-0			AWAY			0-0-1			0-0-0			2-0-0							
0-0-0		0-0-0			0-0-0			NEUTRAL			0-0-0			0-0-0			0-0-0							
6-0-2		0-0-1			0-0-0			NON-CONFERENCE			1-0-1			1-0-0			4-0-0							
4-0-1		0-0-1			0-0-0			HOME			1-0-0			1-0-0			2-0-0							
2-0-1		0-0-0			0-0-			AWAY			0-0-1			0-0-0			2-0-0							
0-0-0		0-0-0			0-0-0			NEUTRAL			0-0-0			0-0-0			0-0-0							
1-2-1		0-2-0			0-0-1			CONFERENCE			1-0-0			0-0-0			0-0-0							
1-1-1		0-1-0			0-0-1			HOME			1-0-0			0-0-0			0-0-0							
0-1-0		0-1-0			0-0-0			AWAY			0-0-0			0-0-0			0-0-0							
0-0-0		0-0-0			0-0-0			NEUTRAL			0-0-0			0-0-0			0-0-0							
RPI	S	Opponent			Score			RPI	S	Opponent			Score			RPI	S	Opponent			Score			
7	A	Virginia			1 4			30	H	North Carolina St.			0 0			59	H	Virginia Tech			2 1			
8	H	Boston College			1 2										92	A	James Madison			0 0				
9	H	Stanford			0 0										93	H	Minnesota			1 0				
																		102	H	Navy			3 0	
																		165	H	Saint Louis			2 0	
																		183	A	Loyola Maryland			9 0	
																		249	A	Cornell			4 0	
																		256	H	American			5 1	
LAST 10 GAMES																								
						7	A	Virginia			1 4			30	H	North Carolina St.			0 0					
						92	A	James Madison			0 0			8	H	Boston College			1 2					
						256	H	American			5 1			59	H	Virginia Tech			2 1					
						249	A	Cornell			4 0			102	H	Navy			3 0					
						165	H	Saint Louis			2 0			9	H	Stanford			0 0					

Non-Div. I Games:

Maryland

Average RPI Win:	155	WON-LOST	WINNING	LAST 10	STRENGTH OF	OPP. STRENGTH	TEAM	ADJ	CONF.	ADJ CONF.	
Average RPI Loss:	13	RECORD	PCT. RANK	GAMES	SCHEDULE	OF SCHEDULE	RPI	RPI	RPI	RPI	
DIV. I ONLY	8-3-1	.70833	49	6-3-1	45	68	30	.61452	30	1	1
DIV. I NON-CONF.	8-1-0	.88889	9	6-1-0	99	107	29	.62258	29	1	1
<hr/>											
TOTALS	RPI 1-25	RPI 26-50		W-L RECORDS		RPI 51-100		RPI 101-150		RPI 150+	
8-3-1	0-3-0	1-0-1		OVERALL		0-0-0		3-0-0		4-0-0	
6-1-0	0-1-0	1-0-0		HOME		0-0-0		2-0-0		3-0-0	
1-1-1	0-1-0	0-0-1		AWAY		0-0-0		0-0-0		1-0-0	
1-1-0	0-1-0	0-0-0		NEUTRAL		0-0-0		1-0-0		0-0-0	
8-1-0	0-1-0	1-0-0		NON-CONFERENCE		0-0-0		3-0-0		4-0-0	
6-0-0	0-0-0	1-0-0		HOME		0-0-0		2-0-0		3-0-0	
1-0-0	0-0-0	0-0-		AWAY		0-0-0		0-0-0		1-0-0	
1-1-0	0-1-0	0-0-0		NEUTRAL		0-0-0		1-0-0		0-0-0	
0-2-1	0-2-0	0-0-1		CONFERENCE		0-0-0		0-0-0		0-0-0	
0-1-0	0-1-0	0-0-0		HOME		0-0-0		0-0-0		0-0-0	
0-1-1	0-1-0	0-0-1		AWAY		0-0-0		0-0-0		0-0-0	
0-0-0	0-0-0	0-0-0		NEUTRAL		0-0-0		0-0-0		0-0-0	
RPI S	Opponent	Score	RPI S	Opponent	Score	RPI S	Opponent	Score	RPI S	Opponent	Score
2 H	Wake Forest	1 2	29 A	Maryland	0 0				102 H	Navy	1 0
15 A	North Carolina	1 5	34 H	LSU	1 0				104 H	Old Dominion	4 1
23 N	Penn St.	1 3							119 N	Colorado Col.	4 1
									197 H	Towson	3 1
									218 H	North Florida	3 0
									221 H	VCU	1 0
									247 A	High Point	1 0
<hr/>											
LAST 10 GAMES											
15 A	North Carolina	1 5	29 A	Maryland	0 0						
218 H	North Florida	3 0	2 H	Wake Forest	1 2						
247 A	High Point	1 0	197 H	Towson	3 1						
119 N	Colorado Col.	4 1	34 H	LSU	1 0						
23 N	Penn St.	1 3	104 H	Old Dominion	4 1						

Non-Div. I Games:

North Carolina St.

Average RPI Win: 160		WON-LOST	WINNING	LAST 10	STRENGTH OF		OPP. STRENGTH	TEAM	ADJ		CONF.	ADJ CONF.							
Average RPI Loss: 41		RECORD	PCT. RANK	GAMES	SCHEDULE		OF SCHEDULE	RPI	RPI		RPI	RPI							
DIV. I ONLY		9-3-0	.75	31	7-3-0		60	110	33	.6111	31	7	7						
DIV. I NON-CONF.		6-2-0	.75	40	4-2-0		73	181	45	.59068	47	7	7						
TOTALS		RPI 1-25	RPI 26-50		W-L RECORDS		RPI 51-100		RPI 101-150		RPI 150+								
9-3-0		0-1-0	1-1-0		OVERALL		3-1-0		0-0-0		5-0-0								
5-1-0		0-1-0	1-0-0		HOME		1-0-0		0-0-0		3-0-0								
3-2-0		0-0-0	0-1-0		AWAY		2-1-0		0-0-0		1-0-0								
1-0-0		0-0-0	0-0-0		NEUTRAL		0-0-0		0-0-0		1-0-0								
6-2-0		0-1-0	0-1-0		NON-CONFERENCE		1-0-0		0-0-0		5-0-0								
4-1-0		0-1-0	0-0-0		HOME		1-0-0		0-0-0		3-0-0								
1-1-0		0-0-0	0-0-		AWAY		0-0-0		0-0-0		1-0-0								
1-0-0		0-0-0	0-0-0		NEUTRAL		0-0-0		0-0-0		1-0-0								
3-1-0		0-0-0	1-0-0		CONFERENCE		2-1-0		0-0-0		0-0-0								
1-0-0		0-0-0	1-0-0		HOME		0-0-0		0-0-0		0-0-0								
2-1-0		0-0-0	0-0-0		AWAY		2-1-0		0-0-0		0-0-0								
0-0-0		0-0-0	0-0-0		NEUTRAL		0-0-0		0-0-0		0-0-0								
RPI	S	Opponent	Score		RPI	S	Opponent	Score		RPI	S	Opponent	Score						
9	H	Stanford	1	4	45	H	Rutgers	4	1	66	A	Seton Hall	2	3	197	H	Towson	4	1
					48	A	William & Mary	1	3	76	A	St. John's (NY)	2	1	220	A	George Washington	3	0
										92	H	James Madison	2	0	221	N	VCU	1	0
										100	A	Syracuse	3	1	230	H	Saint Francis (PA)	1	0
															256	H	American	4	0
LAST 10 GAMES																			
					66	A	Seton Hall	2	3	76	A	St. John's (NY)	2	1					
					230	H	Saint Francis (PA)	1	0	100	A	Syracuse	3	1					
					92	H	James Madison	2	0	45	H	Rutgers	4	1					
					221	N	VCU	1	0	9	H	Stanford	1	4					
					48	A	William & Mary	1	3	197	H	Towson	4	1					

Non-Div. I Games:

Georgetown

Average RPI Win:	124	WON-LOST	WINNING	LAST 10	STRENGTH OF	OPP. STRENGTH	TEAM	ADJ	CONF.	ADJ CONF.	
Average RPI Loss:	34	RECORD	PCT. RANK	GAMES	SCHEDULE	OF SCHEDULE	RPI	RPI	RPI	RPI	
DIV. I ONLY	6-4-0	.6	102	6-4-0	21	53	32	.61103	32	2	2
DIV. I NON-CONF.	6-2-0	.75	40	6-2-0	31	80	24	.6334	24	2	2
<hr/>											
TOTALS	RPI 1-25	RPI 26-50		W-L RECORDS		RPI 51-100		RPI 101-150		RPI 150+	
6-4-0	0-2-0	0-1-0		OVERALL		2-1-0		2-0-0		2-0-0	
4-2-0	0-1-0	0-0-0		HOME		1-1-0		1-0-0		2-0-0	
1-2-0	0-1-0	0-1-0		AWAY		0-0-0		1-0-0		0-0-0	
1-0-0	0-0-0	0-0-0		NEUTRAL		1-0-0		0-0-0		0-0-0	
<hr/>											
6-2-0	0-1-0	0-0-0		NON-CONFERENCE		2-1-0		2-0-0		2-0-0	
4-2-0	0-1-0	0-0-0		HOME		1-1-0		1-0-0		2-0-0	
1-0-0	0-0-0	0-0-		AWAY		0-0-0		1-0-0		0-0-0	
1-0-0	0-0-0	0-0-0		NEUTRAL		1-0-0		0-0-0		0-0-0	
<hr/>											
0-2-0	0-1-0	0-1-0		CONFERENCE		0-0-0		0-0-0		0-0-0	
0-0-0	0-0-0	0-0-0		HOME		0-0-0		0-0-0		0-0-0	
0-2-0	0-1-0	0-1-0		AWAY		0-0-0		0-0-0		0-0-0	
0-0-0	0-0-0	0-0-0		NEUTRAL		0-0-0		0-0-0		0-0-0	
<hr/>											
RPI	S	Opponent	Score	RPI	S	Opponent	Score	RPI	S	Opponent	Score
5	A	Auburn	0 3	38	A	Alabama	0 2	73	N	Col. of Charleston	2 0
6	H	Memphis	0 2					80	H	Western Ky.	2 0
								87	H	Missouri St.	1 2
										123	H Samford
										129	A South Fla.
										167	H Furman
										173	H Middle Tenn.
			</								

Non-Div. I Games:

Vanderbilt

Average RPI Win: 121		WON-LOST RECORD		WINNING PCT. RANK		LAST 10 GAMES		STRENGTH OF SCHEDULE		OPP. STRENGTH OF SCHEDULE		TEAM RPI		ADJ RPI		CONF. RPI		ADJ CONF. RPI	
DIV. I ONLY		7-3-1		.68182 63		6-3-1		46		52		34		.61023 33		5		6	
DIV. I NON-CONF.		5-3-0		.625 95		4-3-0		7		99		26		.62596 28		5		5	
TOTALS		RPI 1-25		RPI 26-50		W-L RECORDS		RPI 51-100		RPI 101-150		RPI 150+							
7-3-1		0-2-0		1-0-0		OVERALL		2-1-1		1-0-0		3-0-0							
6-2-0		0-2-0		0-0-0		HOME		2-0-0		1-0-0		3-0-0							
1-1-1		0-0-0		1-0-0		AWAY		0-1-1		0-0-0		0-0-0							
0-0-0		0-0-0		0-0-0		NEUTRAL		0-0-0		0-0-0		0-0-0							
5-3-0		0-2-0		1-0-0		NON-CONFERENCE		1-1-0		1-0-0		2-0-0							
4-2-0		0-2-0		0-0-0		HOME		1-0-0		1-0-0		2-0-0							
1-1-0		0-0-0		1-0-		AWAY		0-1-0		0-0-0		0-0-0							
0-0-0		0-0-0		0-0-0		NEUTRAL		0-0-0		0-0-0		0-0-0							
2-0-1		0-0-0		0-0-0		CONFERENCE		1-0-1		0-0-0		1-0-0							
2-0-0		0-0-0		0-0-0		HOME		1-0-0		0-0-0		1-0-0							
0-0-1		0-0-0		0-0-0		AWAY		0-0-1		0-0-0		0-0-0							
0-0-0		0-0-0		0-0-0		NEUTRAL		0-0-0		0-0-0		0-0-0							
RPI S	Opponent		Score		RPI S	Opponent		Score		RPI S	Opponent		Score		RPI S	Opponent		Score	
15 H	North Carolina		0	3	26 A	West Virginia		2	0	55 H	Illinois		2	1	110 H	Wright St.		2	1
22 H	Dayton		0	1						69 A	Missouri		0	1	169 H	Northwestern		2	0
										90 H	Xavier		1	0	191 H	Radford		4	0
										93 A	Minnesota		1	1	204 H	Ohio		1	0
LAST 10 GAMES																			
	22 H Dayton		0	1		169 H Northwestern		2	0										
	204 H Ohio		1	0		55 H Illinois		2	1										
	15 H North Carolina		0	3		93 A Minnesota		1	1										
	26 A West Virginia		2	0		69 A Missouri		0	1										
	110 H Wright St.		2	1		191 H Radford		4	0										

Non-Div. I Games:

Ohio St.

Average RPI Win: 161		WON-LOST RECORD		WINNING PCT. RANK		LAST 10 GAMES		STRENGTH OF SCHEDULE		OPP. STRENGTH OF SCHEDULE		TEAM RPI		ADJ RPI		CONF. RPI		ADJ CONF. RPI	
DIV. I ONLY		7-3-1		.68182 63		7-2-1		40		66		31		.60929 34		2		2	
DIV. I NON-CONF.		5-3-1		.61111 106		5-2-1		23		42		33		.61016 33		2		2	
TOTALS		RPI 1-25		RPI 26-50		W-L RECORDS		RPI 51-100		RPI 101-150		RPI 150+							
7-3-1		0-1-1		0-2-0		OVERALL		0-0-0		4-0-0		3-0-0							
5-0-1		0-0-1		0-0-0		HOME		0-0-0		3-0-0		2-0-0							
2-3-0		0-1-0		0-2-0		AWAY		0-0-0		1-0-0		1-0-0							
0-0-0		0-0-0		0-0-0		NEUTRAL		0-0-0		0-0-0		0-0-0							
5-3-1		0-1-1		0-2-0		NON-CONFERENCE		0-0-0		3-0-0		2-0-0							
3-0-1		0-0-1		0-0-0		HOME		0-0-0		2-0-0		1-0-0							
2-3-0		0-1-0		0-0-		AWAY		0-0-0		1-0-0		1-0-0							
0-0-0		0-0-0		0-0-0		NEUTRAL		0-0-0		0-0-0		0-0-0							
2-0-0		0-0-0		0-0-0		CONFERENCE		0-0-0		1-0-0		1-0-0							
2-0-0		0-0-0		0-0-0		HOME		0-0-0		1-0-0		1-0-0							
0-0-0		0-0-0		0-0-0		AWAY		0-0-0		0-0-0		0-0-0							
0-0-0		0-0-0		0-0-0		NEUTRAL		0-0-0		0-0-0		0-0-0							
RPI	S	Opponent		Score		RPI	S	Opponent		Score		RPI	S	Opponent		Score			
6	A	Memphis		1	3	28	A	Rice		0	1			105	H	Oklahoma		2	1
14	H	Pepperdine		1	1	30	A	North Carolina St.		0	1			120	H	Oregon		1	0
														122	A	Houston		2	1
														134	H	Ole Miss		3	2
														181	H	McNeese St.		1	0
														214	A	La.-Lafayette		3	0
														252	H	Mississippi St.		5	1

Average RPI Win:	159	WON-LOST RECORD	WINNING PCT. RANK	LAST 10 GAMES	STRENGTH OF SCHEDULE	OPP. STRENGTH OF SCHEDULE	TEAM RPI	ADJ RPI	CONF. RPI	ADJ CONF. RPI				
DIV. I ONLY		9-2-1	.79167	26	8-2-0	92	92	35	.60757	36	3	3		
DIV. I NON-CONF.		8-1-1	.85	25	7-1-0	123	102	35	.60219	36	3	3		
<hr/>														
TOTALS	RPI 1-25	RPI 26-50		W-L RECORDS		RPI 51-100		RPI 101-150		RPI 150+				
9-2-1	0-2-0	0-0-0		OVERALL		2-0-1		3-0-0		4-0-0				
7-0-0	0-0-0	0-0-0		HOME		0-0-0		3-0-0		4-0-0				
2-1-1	0-1-0	0-0-0		AWAY		2-0-1		0-0-0		0-0-0				
0-1-0	0-1-0	0-0-0		NEUTRAL		0-0-0		0-0-0		0-0-0				
8-1-1	0-1-0	0-0-0		NON-CONFERENCE		1-0-1		3-0-0		4-0-0				
7-0-0	0-0-0	0-0-0		HOME		0-0-0		3-0-0		4-0-0				
1-0-1	0-0-0	0-0-		AWAY		1-0-1		0-0-0		0-0-0				
0-1-0	0-1-0	0-0-0		NEUTRAL		0-0-0		0-0-0		0-0-0				
1-1-0	0-1-0	0-0-0		CONFERENCE		1-0-0		0-0-0		0-0-0				
0-0-0	0-0-0	0-0-0		HOME		0-0-0		0-0-0		0-0-0				
1-1-0	0-1-0	0-0-0		AWAY		1-0-0		0-0-0		0-0-0				
0-0-0	0-0-0	0-0-0		NEUTRAL		0-0-0		0-0-0		0-0-0				
RPI	S	Opponent	Score		RPI	S	Opponent	Score		RPI	S	Opponent	Score	
12	N	Kentucky	1	2						63	A	Texas	1	0
20	A	Texas A&M	1	2						72	A	Nebraska	1	1
										95	A	Louisville	3	0
											</			

Non-Div. I Games:

Baylor

K
a
n
s
a
s

Kansas

Average RPI Win:		154	WON-LOST RECORD		WINNING PCT. RANK		LAST 10 GAMES		STRENGTH OF SCHEDULE		OPP. STRENGTH OF SCHEDULE		TEAM RPI		ADJ RPI		CONF. RPI		ADJ CONF. RPI				
DIV. I ONLY			8-2-0		.8 19		8-2-0		136		35		39		.60156 39		13		13				
DIV. I NON-CONF.			6-2-0		.75 40		6-2-0		103		39		42		.59491 46		13		13				
TOTALS		RPI 1-25		RPI 26-50		W-L RECORDS		RPI 51-100		RPI 101-150		RPI 150+											
8-2-0		0-2-0		0-0-0		OVERALL		2-0-0		2-0-0		4-0-0											
5-1-0		0-1-0		0-0-0		HOME		2-0-0		0-0-0		3-0-0											
1-1-0		0-1-0		0-0-0		AWAY		0-0-0		1-0-0		0-0-0											
2-0-0		0-0-0		0-0-0		NEUTRAL		0-0-0		1-0-0		1-0-0											
6-2-0		0-2-0		0-0-0		NON-CONFERENCE		1-0-0		2-0-0		3-0-0											
3-1-0		0-1-0		0-0-0		HOME		1-0-0		0-0-0		2-0-0											
1-1-0		0-1-0		0-0-		AWAY		0-0-0		1-0-0		0-0-0											
2-0-0		0-0-0		0-0-0		NEUTRAL		0-0-0		1-0-0		1-0-0											
2-0-0		0-0-0		0-0-0		CONFERENCE		1-0-0		0-0-0		1-0-0											
2-0-0		0-0-0		0-0-0		HOME		1-0-0		0-0-0		1-0-0											
0-0-0		0-0-0		0-0-0		AWAY		0-0-0		0-0-0		0-0-0											
0-0-0		0-0-0		0-0-0		NEUTRAL		0-0-0		0-0-0		0-0-0											
RPI	S	Opponent		Score		RPI	S	Opponent		Score		RPI	S	Opponent		Score							
5	H	Auburn		1	2							72	H	Nebraska		3	2	119	N	Colorado Col.	2	1	
17	A	California		2	4							80	H	Western Ky.		2	0	137	A	Colorado	1	0	
																		173	H	Middle Tenn.	4	2	
																		193	H	Northern Colo.	2	1	
																		213	N	San Francisco	3	1	
																		243	H	CSU Bakersfield	1	0	
						LAST 10 GAMES																	
						243	H	CSU Bakersfield		1	0	80	H	Western Ky.		2	0						
						137	A	Colorado		1	0	173	H	Middle Tenn.		4	2						
						17	A	California		2	4	5	H	Auburn		1	2						
						213	N	San Francisco		3	1	119	N	Colorado Col.		2	1						
						72	H	Nebraska		3	2	193	H	Northern Colo.		2	1						

Non-Div. I Games:

Denver

Average RPI Win: 151		WON-LOST	WINNING	LAST 10	STRENGTH OF		OPP. STRENGTH	TEAM	ADJ		CONF.	ADJ CONF.
Average RPI Loss: 27		RECORD	PCT. RANK	GAMES	SCHEDULE		OF SCHEDULE	RPI	RPI		RPI	RPI
DIV. I ONLY		7-2-1	.75	31	7-2-1		107	46	40		4	4
DIV. I NON-CONF.		6-2-1	.72222	57	6-2-1		81	35	41		4	4
TOTALS		RPI 1-25	RPI 26-50		W-L RECORDS		RPI 51-100		RPI 101-150		RPI 150+	
7-2-1		0-1-1	0-1-0		OVERALL		1-0-0		2-0-0		4-0-0	
3-1-0		0-1-0	0-0-0		HOME		0-0-0		2-0-0		1-0-0	
2-1-0		0-0-0	0-1-0		AWAY		0-0-0		0-0-0		2-0-0	
2-0-1		0-0-1	0-0-0		NEUTRAL		1-0-0		0-0-0		1-0-0	
6-2-1		0-1-1	0-1-0		NON-CONFERENCE		1-0-0		1-0-0		4-0-0	
2-1-0		0-1-0	0-0-0		HOME		0-0-0		1-0-0		1-0-0	
2-1-0		0-0-0	0-0-		AWAY		0-0-0		0-0-0		2-0-0	
2-0-1		0-0-1	0-0-0		NEUTRAL		1-0-0		0-0-0		1-0-0	
1-0-0		0-0-0	0-0-0		CONFERENCE		0-0-0		1-0-0		0-0-0	
1-0-0		0-0-0	0-0-0		HOME		0-0-0		1-0-0		0-0-0	
0-0-0		0-0-0	0-0-0		AWAY		0-0-0		0-0-0		0-0-0	
0-0-0		0-0-0	0-0-0		NEUTRAL		0-0-0		0-0-0		0-0-0	
RPI S	Opponent	Score	RPI S	Opponent	Score	RPI S	Opponent	Score	RPI S	Opponent	Score	
13 H	Florida St.	0 1	41 A	Portland	1 2	74 N	New Mexico	2 1	137 H	Colorado	2 0	
18 N	Santa Clara	1 1							138 H	UC Davis	1 0	
									151 H	FIU	7 0	
									159 A	Purdue	1 0	
									185 A	Butler	2 1	
									212 N	New Hampshire	4 0	
LAST 10 GAMES												
41 A	Portland	1 2	137 H	Colorado	2 0							
74 N	New Mexico	2 1	138 H	UC Davis	1 0							
212 N	New Hampshire	4 0	151 H	FIU	7 0							
18 N	Santa Clara	1 1	159 A	Purdue	1 0							
185 A	Butler	2 1	13 H	Florida St.	0 1							

Non-Div. I Games:

Oregon St.

Average RPI Win:		153	WON-LOST RECORD		WINNING PCT. RANK		LAST 10 GAMES		STRENGTH OF SCHEDULE		OPP. STRENGTH OF SCHEDULE		TEAM RPI		ADJ RPI		CONF. RPI		ADJ CONF. RPI	
DIV. I ONLY			7-2-1		.75 31		6-2-1		129		19		47		.59579 43		9		9	
DIV. I NON-CONF.			7-2-1		.75 40		6-2-1		122		19		49		.59579 43		9		9	
TOTALS		RPI 1-25		RPI 26-50		W-L RECORDS		RPI 51-100		RPI 101-150		RPI 150+								
7-2-1		1-1-1		2-0-0		OVERALL		0-1-0		0-0-0		4-0-0								
2-1-0		0-0-0		1-0-0		HOME		0-1-0		0-0-0		1-0-0								
2-1-0		1-1-0		1-0-0		AWAY		0-0-0		0-0-0		0-0-0								
3-0-1		0-0-1		0-0-0		NEUTRAL		0-0-0		0-0-0		3-0-0								
7-2-1		1-1-1		2-0-0		NON-CONFERENCE		0-1-0		0-0-0		4-0-0								
2-1-0		0-0-0		1-0-0		HOME		0-1-0		0-0-0		1-0-0								
2-1-0		1-1-0		1-0-		AWAY		0-0-0		0-0-0		0-0-0								
3-0-1		0-0-1		0-0-0		NEUTRAL		0-0-0		0-0-0		3-0-0								
0-0-0		0-0-0		0-0-0		CONFERENCE		0-0-0		0-0-0		0-0-0								
0-0-0		0-0-0		0-0-0		HOME		0-0-0		0-0-0		0-0-0								
0-0-0		0-0-0		0-0-0		AWAY		0-0-0		0-0-0		0-0-0								
0-0-0		0-0-0		0-0-0		NEUTRAL		0-0-0		0-0-0		0-0-0								
RPI	S	Opponent		Score		RPI	S	Opponent		Score		RPI	S	Opponent		Score				
9	A	Stanford		0	2	41	H	Portland		3	1	84	H	St. Mary's (CA)		1	2			
18	N	Santa Clara		1	1	50	A	San Diego		3	2			194 N UTSA		2	1			
20	A	Texas A&M		1	0									236 H Hawaii		2	1			
														252 N Mississippi St.		2	0			
														280 N San Jose St.		2	1			
LAST 10 GAMES																				
9	A	Stanford		0	2	50	A	San Diego		3	2									
18	N	Santa Clara		1	1	41	H	Portland		3	1									
236	H	Hawaii		2	1	84	H	St. Mary's (CA)		1	2									
252	N	Mississippi St.		2	0	20	A	Texas A&M		1	0									
280	N	San Jose St.		2	1	194	N	UTSA		2	1									

Non-Div. I Games:

UC Irvine

Average RPI Win: 122		WON-LOST RECORD		WINNING PCT. RANK		LAST 10 GAMES		STRENGTH OF SCHEDULE		OPP. STRENGTH OF SCHEDULE		TEAM RPI		ADJ RPI		CONF. RPI		ADJ CONF. RPI					
DIV. I ONLY		6-3-1		.65 80		6-3-1		63		43		46		.59554 44		6		5					
DIV. I NON-CONF.		6-3-1		.65 82		6-3-1		60		32		46		.59554 45		6		6					
TOTALS		RPI 1-25		RPI 26-50		W-L RECORDS		RPI 51-100		RPI 101-150		RPI 150+											
6-3-1		0-1-0		0-1-0		OVERALL		3-0-1		1-1-0		2-0-0											
3-3-1		0-1-0		0-1-0		HOME		1-0-1		0-1-0		2-0-0											
3-0-0		0-0-0		0-0-0		AWAY		2-0-0		1-0-0		0-0-0											
0-0-0		0-0-0		0-0-0		NEUTRAL		0-0-0		0-0-0		0-0-0											
6-3-1		0-1-0		0-1-0		NON-CONFERENCE		3-0-1		1-1-0		2-0-0											
3-3-1		0-1-0		0-1-0		HOME		1-0-1		0-1-0		2-0-0											
3-0-0		0-0-0		0-0-		AWAY		2-0-0		1-0-0		0-0-0											
0-0-0		0-0-0		0-0-0		NEUTRAL		0-0-0		0-0-0		0-0-0											
0-0-0		0-0-0		0-0-0		CONFERENCE		0-0-0		0-0-0		0-0-0											
0-0-0		0-0-0		0-0-0		HOME		0-0-0		0-0-0		0-0-0											
0-0-0		0-0-0		0-0-0		AWAY		0-0-0		0-0-0		0-0-0											
0-0-0		0-0-0		0-0-0		NEUTRAL		0-0-0		0-0-0		0-0-0											
RPI	S	Opponent		Score		RPI	S	Opponent		Score		RPI	S	Opponent		Score							
1	H	UCLA		1	3	45	H	Rutgers		1	2	63	A	Texas		3	1	121	H	Cal St. Northridge	0	3	
												67	H	Fresno St.		0	0	124	A	Texas St.	1	0	
												68	H	SMU		1	0	163	H	Long Island	3	0	
												70	A	Cal St. Fullerton		1	0	243	H	CSU Bakersfield	3	0	
LAST 10 GAMES																							
						70	A	Cal St. Fullerton		1	0	121	H	Cal St. Northridge		0	3						
						243	H	CSU Bakersfield		3	0	1	H	UCLA		1	3						
						45	H	Rutgers		1	2	68	H	SMU		1	0						
						67	H	Fresno St.		0	0	124	A	Texas St.		1	0						
						163	H	Long Island		3	0	63	A	Texas		3	1						

Non-Div. I Games:

Loyola Marymount

[illegible]

Non-Div. I Games:

South Carolina

Average RPI Win: 131		WON-LOST RECORD	WINNING PCT. RANK		LAST 10 GAMES	STRENGTH OF SCHEDULE	OPP. STRENGTH OF SCHEDULE	TEAM RPI	ADJ RPI	CONF. RPI	ADJ CONF. RPI						
Average RPI Loss: 69																	
DIV. I ONLY		7-3-0	.7	52	6-3-0	79	61	45	.59085	47	2	2					
DIV. I NON-CONF.		6-2-0	.75	40	5-2-0	116	111	54	.57735	61	2	2					
<hr/>																	
TOTALS		RPI 1-25		RPI 26-50		W-L RECORDS		RPI 51-100		RPI 101-150		RPI 150+					
7-3-0		0-1-0		1-0-0		OVERALL		2-1-0		1-1-0		3-0-0					
3-3-0		0-1-0		1-0-0		HOME		0-1-0		0-1-0		2-0-0					
3-0-0		0-0-0		0-0-0		AWAY		1-0-0		1-0-0		1-0-0					
1-0-0		0-0-0		0-0-0		NEUTRAL		1-0-0		0-0-0		0-0-0					
6-2-0		0-0-0		0-0-0		NON-CONFERENCE		2-1-0		1-1-0		3-0-0					
2-2-0		0-0-0		0-0-0		HOME		0-1-0		0-1-0		2-0-0					
3-0-0		0-0-0		0-0-		AWAY		1-0-0		1-0-0		1-0-0					
1-0-0		0-0-0		0-0-0		NEUTRAL		1-0-0		0-0-0		0-0-0					
1-1-0		0-1-0		1-0-0		CONFERENCE		0-0-0		0-0-0		0-0-0					
1-1-0		0-1-0		1-0-0		HOME		0-0-0		0-0-0		0-0-0					
0-0-0		0-0-0		0-0-0		AWAY		0-0-0		0-0-0		0-0-0					
0-0-0		0-0-0		0-0-0		NEUTRAL		0-0-0		0-0-0		0-0-0					
RPI	S	Opponent		Score		RPI	S	Opponent		Score		RPI	S	Opponent		Score	
4	H	Florida		0 1		46	H	South Carolina		2 1		63	H	Texas		0 3	
												93	A	Minnesota		2 1	
												97	N	Iowa St.		2 0	
												103	A	UNC Greensboro		4 1	
												139	H	Villanova		2 3	
												167	A	Furman		3 1	
												168	H	Mercer		2 1	
												246	H	Georgia St.		4 1	
<hr/>																	
LAST 10 GAMES																	
						246	H	Georgia St.		4 1		46	H	South Carolina		2 1	
						168	H	Mercer		2 1		4	H	Florida		0 1	
						97	N	Iowa St.		2 0		103	A	UNC Greensboro		4 1	
						93	A	Minnesota		2 1		63	H	Texas		0 3	
						139	H	Villanova		2 3		167	A	Furman		3 1	

Non-Div. I Games:

Georgia

Average RPI Win: 151		WON-LOST	WINNING	LAST 10	STRENGTH OF		OPP. STRENGTH	TEAM	ADJ	CONF.	ADJ CONF.
Average RPI Loss: 58		RECORD	PCT. RANK	GAMES	SCHEDULE		OF SCHEDULE	RPI	RPI	RPI	RPI
DIV. I ONLY		7-1-2	.8	19	7-1-2		149	86	49	.5907	48
DIV. I NON-CONF.		5-1-2	.75	40	5-1-2		145	62	60	.57889	56
TOTALS		RPI 1-25	RPI 26-50		W-L RECORDS		RPI 51-100		RPI 101-150		RPI 150+
7-1-2		0-0-0	1-0-0		OVERALL		1-1-1		1-0-1		4-0-0
5-0-1		0-0-0	1-0-0		HOME		1-0-0		1-0-1		2-0-0
0-1-1		0-0-0	0-0-0		AWAY		0-1-1		0-0-0		0-0-0
2-0-0		0-0-0	0-0-0		NEUTRAL		0-0-0		0-0-0		2-0-0
5-1-2		0-0-0	1-0-0		NON-CONFERENCE		1-1-1		0-0-1		3-0-0
3-0-1		0-0-0	1-0-0		HOME		1-0-0		0-0-1		1-0-0
0-1-1		0-0-0	0-0-		AWAY		0-1-1		0-0-0		0-0-0
2-0-0		0-0-0	0-0-0		NEUTRAL		0-0-0		0-0-0		2-0-0
2-0-0		0-0-0	0-0-0		CONFERENCE		0-0-0		1-0-0		1-0-0
2-0-0		0-0-0	0-0-0		HOME		0-0-0		1-0-0		1-0-0
0-0-0		0-0-0	0-0-0		AWAY		0-0-0		0-0-0		0-0-0
0-0-0		0-0-0	0-0-0		NEUTRAL		0-0-0		0-0-0		0-0-0
RPI S	Opponent	Score	RPI S	Opponent	Score	RPI S	Opponent	Score	RPI S	Opponent	Score
			31 H	Georgetown	3 1	58 A	Richmond	0 2	130 H	George Mason	3 1
						76 H	St. John's (NY)	5 0	139 H	Villanova	2 2
						99 A	East Carolina	2 2	179 H	Princeton	2 0
									197 H	Towson	5 0
									211 N	Appalachian St.	2 0
									231 N	Marshall	4 0
LAST 10 GAMES											
			99 A	East Carolina	2 2	130 H	George Mason	3 1			
			58 A	Richmond	0 2	197 H	Towson	5 0			
			139 H	Villanova	2 2	179 H	Princeton	2 0			
			31 H	Georgetown	3 1	211 N	Appalachian St.	2 0			
			231 N	Marshall	4 0	76 H	St. John's (NY)	5 0			

Non-Div. I Games:

William & Mary

Average RPI Win: 179		WON-LOST RECORD		WINNING PCT. RANK		LAST 10 GAMES		STRENGTH OF SCHEDULE		OPP. STRENGTH OF SCHEDULE		TEAM RPI		ADJ RPI		CONF. RPI		ADJ CONF. RPI	
DIV. I ONLY		9-0-2		.90909 7		8-0-2		211		108		48		.59045 49		5		6	
DIV. I NON-CONF.		8-0-0		1 1		7-0-0		216		144		34		.60361 34		5		5	
TOTALS		RPI 1-25		RPI 26-50		W-L RECORDS		RPI 51-100		RPI 101-150		RPI 150+							
9-0-2		0-0-0		0-0-0		OVERALL		2-0-1		3-0-0		4-0-1							
5-0-1		0-0-0		0-0-0		HOME		2-0-1		1-0-0		2-0-0							
4-0-1		0-0-0		0-0-0		AWAY		0-0-0		2-0-0		2-0-1							
0-0-0		0-0-0		0-0-0		NEUTRAL		0-0-0		0-0-0		0-0-0							
8-0-0		0-0-0		0-0-0		NON-CONFERENCE		2-0-0		2-0-0		4-0-0							
5-0-0		0-0-0		0-0-0		HOME		2-0-0		1-0-0		2-0-0							
3-0-0		0-0-0		0-0-		AWAY		0-0-0		1-0-0		2-0-0							
0-0-0		0-0-0		0-0-0		NEUTRAL		0-0-0		0-0-0		0-0-0							
1-0-2		0-0-0		0-0-0		CONFERENCE		0-0-1		1-0-0		0-0-1							
0-0-1		0-0-0		0-0-0		HOME		0-0-1		0-0-0		0-0-0							
1-0-1		0-0-0		0-0-0		AWAY		0-0-0		1-0-0		0-0-1							
0-0-0		0-0-0		0-0-0		NEUTRAL		0-0-0		0-0-0		0-0-0							
RPI S	Opponent	Score		RPI S	Opponent	Score		RPI S	Opponent	Score		RPI S	Opponent	Score					
								55 H	Illinois	2	2	108 A	Indiana	1	0				
								60 H	Southeast Mo. St.	2	1	133 H	Western Ill.	6	1				
								97 H	Iowa St.	4	1	141 A	DePaul	3	0				
												159 A	Purdue	1	1				
												220 A	George Washington	4	1				
												256 A	American	3	1				
												281 H	UNI	2	0				
												313 H	South Dakota	5	0				
LAST 10 GAMES																			
				281 H	UNI	2	0	159 A	Purdue	1	1								
				313 H	South Dakota	5	0	108 A	Indiana	1	0								
				97 H	Iowa St.	4	1	55 H	Illinois	2	2								
				256 A	American	3	1	133 H	Western Ill.	6	1								
				220 A	George Washington	4	1	60 H	Southeast Mo. St.	2	1								

Non-Div. I Games:

Iowa

Average RPI Win:	101	WON-LOST RECORD	WINNING PCT. RANK	LAST 10 GAMES	STRENGTH OF SCHEDULE	OPP. STRENGTH OF SCHEDULE	TEAM RPI	ADJ RPI	CONF. RPI	ADJ CONF. RPI	
Average RPI Loss:	40										
DIV. I ONLY		5-6-0	.45455 180	4-6-0	8	64	52	.58917 50	6	5	
DIV. I NON-CONF.		5-6-0	.45455 187	4-6-0	9	66	51	.58917 50	6	6	
<hr/>											
TOTALS	RPI 1-25	RPI 26-50		W-L RECORDS	RPI 51-100		RPI 101-150		RPI 150+		
5-6-0	0-2-0	1-2-0		OVERALL	2-2-0		1-0-0		1-0-0		
3-4-0	0-1-0	1-2-0		HOME	1-1-0		0-0-0		1-0-0		
1-1-0	0-0-0	0-0-0		AWAY	0-1-0		1-0-0		0-0-0		
1-1-0	0-1-0	0-0-0		NEUTRAL	1-0-0		0-0-0		0-0-0		
5-6-0	0-2-0	1-2-0		NON-CONFERENCE	2-2-0		1-0-0		1-0-0		
3-4-0	0-1-0	1-2-0		HOME	1-1-0		0-0-0		1-0-0		
1-1-0	0-0-0	0-0-		AWAY	0-1-0		1-0-0		0-0-0		
1-1-0	0-1-0	0-0-0		NEUTRAL	1-0-0		0-0-0		0-0-0		
0-0-0	0-0-0	0-0-0		CONFERENCE	0-0-0		0-0-0		0-0-0		
0-0-0	0-0-0	0-0-0		HOME	0-0-0		0-0-0		0-0-0		
0-0-0	0-0-0	0-0-0		AWAY	0-0-0		0-0-0		0-0-0		
0-0-0	0-0-0	0-0-0		NEUTRAL	0-0-0		0-0-0		0-0-0		
RPI S	Opponent	Score	RPI S	Opponent	Score	RPI S	Opponent	Score	RPI S	Opponent	Score
11 N	Oklahoma St.	1 2	37 H	Kansas	1 2	62 H	Long Beach St.	0 1	126 A	Southern California	3 1
16 H	UCF	0 1	38 H	Alabama	2 0	63 N	Texas	2 1	209 H	Pacific	4 0
			43 H	UC Irvine	2 3	69 H	Missouri	2 1			
						70 A	Cal St. Fullerton	0 2			
<hr/>											
LAST 10 GAMES											
11 N	Oklahoma St.	1 2	43 H	UC Irvine	2 3						
63 N	Texas	2 1	70 A	Cal St. Fullerton	0 2						
16 H	UCF	0 1	62 H	Long Beach St.	0 1						
38 H	Alabama	2 0	209 H	Pacific	4 0						
37 H	Kansas	1 2	126 A	Southern California	3 1						

Non-Div. I Games:

San Diego

Average RPI Win: 173		WON-LOST	WINNING	LAST 10	STRENGTH OF	OPP. STRENGTH	TEAM	ADJ	CONF.	ADJ CONF.		
Average RPI Loss: 0		RECORD	PCT. RANK	GAMES	SCHEDULE	OF SCHEDULE	RPI	RPI	RPI	RPI		
DIV. I ONLY		8-0-1	.94444	4	8-0-1	247	90	50	.58773	51	10	10
DIV. I NON-CONF.		8-0-1	.94444	5	8-0-1	239	84	50	.58773	51	10	10
<hr/>												
TOTALS		RPI 1-25		RPI 26-50		W-L RECORDS		RPI 51-100		RPI 101-150		RPI 150+
8-0-1		0-0-0		0-0-0		OVERALL		1-0-0		0-0-1		7-0-0
3-0-1		0-0-0		0-0-0		HOME		0-0-0		0-0-1		3-0-0
5-0-0		0-0-0		0-0-0		AWAY		1-0-0		0-0-0		4-0-0
0-0-0		0-0-0		0-0-0		NEUTRAL		0-0-0		0-0-0		0-0-0
8-0-1		0-0-0		0-0-0		NON-CONFERENCE		1-0-0		0-0-1		7-0-0
3-0-1		0-0-0		0-0-0		HOME		0-0-0		0-0-1		3-0-0
5-0-0		0-0-0		0-0-		AWAY		1-0-0		0-0-0		4-0-0
0-0-0		0-0-0		0-0-0		NEUTRAL		0-0-0		0-0-0		0-0-0
0-0-0		0-0-0		0-0-0		CONFERENCE		0-0-0		0-0-0		0-0-0
0-0-0		0-0-0		0-0-0		HOME		0-0-0		0-0-0		0-0-0
0-0-0		0-0-0		0-0-0		AWAY		0-0-0		0-0-0		0-0-0
0-0-0		0-0-0		0-0-0		NEUTRAL		0-0-0		0-0-0		0-0-0
RPI	S	Opponent	Score	RPI	S	Opponent	Score	RPI	S	Opponent	Score	
							</					

Non-Div. I Games:

La Salle

Average RPI Win: 163		WON-LOST	WINNING	LAST 10	STRENGTH OF		OPP. STRENGTH	TEAM	ADJ		CONF.	ADJ CONF.					
Average RPI Loss: 16		RECORD	PCT. RANK	GAMES	SCHEDULE		OF SCHEDULE	RPI	RPI		RPI	RPI					
DIV. I ONLY		9-2-0	.81818	18	9-1-0		179	27	51	.58676	52	5	6				
DIV. I NON-CONF.		7-1-0	.875	14	7-0-0		174	47	39	.59579	43	5	5				
TOTALS		RPI 1-25		RPI 26-50		W-L RECORDS		RPI 51-100		RPI 101-150		RPI 150+					
9-2-0		0-2-0		0-0-0		OVERALL		1-0-0		3-0-0		5-0-0					
5-2-0		0-2-0		0-0-0		HOME		1-0-0		1-0-0		3-0-0					
2-0-0		0-0-0		0-0-0		AWAY		0-0-0		1-0-0		1-0-0					
2-0-0		0-0-0		0-0-0		NEUTRAL		0-0-0		1-0-0		1-0-0					
7-1-0		0-1-0		0-0-0		NON-CONFERENCE		0-0-0		3-0-0		4-0-0					
4-1-0		0-1-0		0-0-0		HOME		0-0-0		1-0-0		3-0-0					
1-0-0		0-0-0		0-0-		AWAY		0-0-0		1-0-0		0-0-0					
2-0-0		0-0-0		0-0-0		NEUTRAL		0-0-0		1-0-0		1-0-0					
2-1-0		0-1-0		0-0-0		CONFERENCE		1-0-0		0-0-0		1-0-0					
1-1-0		0-1-0		0-0-0		HOME		1-0-0		0-0-0		0-0-0					
1-0-0		0-0-0		0-0-0		AWAY		0-0-0		0-0-0		1-0-0					
0-0-0		0-0-0		0-0-0		NEUTRAL		0-0-0		0-0-0		0-0-0					
RPI	S	Opponent		Score		RPI	S	Opponent		Score		RPI	S	Opponent		Score	
10	H	Milwaukee		2	3							93	H	Minnesota		3	0
21	H	Wisconsin		1	2							132	A	Akron		5	0
												141	N	DePaul		1	0
												147	H	UC Santa Barbara		4	1
												158	H	Detroit		4	3
												159	A	Purdue		2	1
												198	N	Duquesne		3	0
												206	H	Bowling Green		2	0
												237	H	Oakland		1	0
LAST 10 GAMES																	
147	H	UC Santa Barbara		4	1	93	H	Minnesota		3	0						
206	H	Bowling Green		2	0	21	H	Wisconsin		1	2						
132	A	Akron		5	0	159	A	Purdue		2	1						
237	H	Oakland		1	0	158	H	Detroit		4	3						
198	N	Duquesne		3	0	141	N	DePaul		1	0						

Non-Div. I Games:

Michigan St.

Average RPI Win:	144	WON-LOST	WINNING	LAST 10	STRENGTH OF	OPP. STRENGTH	TEAM	ADJ	CONF.	ADJ CONF.		
Average RPI Loss:	36	RECORD	PCT. RANK	GAMES	SCHEDULE	OF SCHEDULE	RPI	RPI	RPI	RPI		
DIV. I ONLY		4-4-2	.5	150	4-4-2	23	39	54	.58651	53	4	4
DIV. I NON-CONF.		4-3-2	.55556	135	4-3-2	43	55	58	.58031	53	4	4
<hr/>												
TOTALS	RPI 1-25	RPI 26-50		W-L RECORDS		RPI 51-100		RPI 101-150		RPI 150+		
4-4-2	0-3-0	0-0-1		OVERALL		2-1-1		0-0-0		2-0-0		
2-1-1	0-1-0	0-0-0		HOME		1-0-1		0-0-0		1-0-0		
1-2-1	0-2-0	0-0-1		AWAY		0-0-0		0-0-0		1-0-0		
1-1-0	0-0-0	0-0-0		NEUTRAL		1-1-0		0-0-0		0-0-0		
<hr/>												
4-3-2	0-2-0	0-0-1		NON-CONFERENCE		2-1-1		0-0-0		2-0-0		
2-1-1	0-1-0	0-0-0		HOME		1-0-1		0-0-0		1-0-0		
1-1-1	0-1-0	0-1-		AWAY		0-0-0		0-0-0		1-0-0		
1-1-0	0-0-0	0-0-0		NEUTRAL		1-1-0		0-0-0		0-0-0		
<hr/>												
0-1-0	0-1-0	0-0-0		CONFERENCE		0-0-0		0-0-0		0-0-0		
0-0-0	0-0-0	0-0-0		HOME		0-0-0		0-0-0		0-0-0		
0-1-0	0-1-0	0-0-0		AWAY		0-0-0		0-0-0		0-0-0		
0-0-0	0-0-0	0-0-0		NEUTRAL		0-0-0		0-0-0		0-0-0		
<hr/>												
RPI S	Opponent	Score	RPI S	Opponent	Score	RPI S	Opponent	Score	RPI S	Opponent	Score	
1 A	UCLA	0 1	41 A	Portland	1 1	57 H	BYU	2 2	213 H	San Francisco	4 2	
21 A	Wisconsin	1 2				71 H	Seattle	3 1	219 A	Gonzaga	3 1	
25 H	Boston U.	0 1				74 N	New Mexico	2 1				
						97 N	Iowa St.	0 2				
<hr/>												
LAST 10 GAMES												
41 A	Portland	1 1	213 H	San Francisco	4 2							
71 H	Seattle	3 1	1 A	UCLA	0 1							
25 H	Boston U.	0 1	219 A	Gonzaga	3 1							
97 N	Iowa St.	0 2	74 N	New Mexico	2 1							
21 A	Wisconsin	1 2	57 H	BYU	2 2							

Non-Div. I Games:

Washington

Average RPI Win:		55	WON-LOST RECORD		WINNING PCT. RANK		LAST 10 GAMES		STRENGTH OF SCHEDULE		OPP. STRENGTH OF SCHEDULE		TEAM RPI		ADJ RPI		CONF. RPI		ADJ CONF. RPI	
Average RPI Loss:		75																		
DIV. I ONLY			4-4-2		.5 150		4-4-2		20		59		55		.58577 54		7 7			
DIV. I NON-CONF.			3-3-0		.5 148		3-3-0		4		43		27		.62707 27		7 7			
TOTALS		RPI 1-25		RPI 26-50		W-L RECORDS		RPI 51-100		RPI 101-150		RPI 150+								
4-4-2		2-0-0		0-0-0		OVERALL		2-4-1		0-0-1		0-0-0								
3-1-2		1-0-0		0-0-0		HOME		2-1-1		0-0-1		0-0-0								
1-2-0		1-0-0		0-0-0		AWAY		0-2-0		0-0-0		0-0-0								
0-1-0		0-0-0		0-0-0		NEUTRAL		0-1-0		0-0-0		0-0-0								
3-3-0		2-0-0		0-0-0		NON-CONFERENCE		1-3-0		0-0-0		0-0-0								
2-1-0		1-0-0		0-0-0		HOME		1-1-0		0-0-0		0-0-0								
1-1-0		1-0-0		0-0-		AWAY		0-1-0		0-0-0		0-0-0								
0-1-0		0-0-0		0-0-0		NEUTRAL		0-1-0		0-0-0		0-0-0								
1-1-2		0-0-0		0-0-0		CONFERENCE		1-1-1		0-0-1		0-0-0								
1-0-2		0-0-0		0-0-0		HOME		1-0-1		0-0-1		0-0-0								
0-1-0		0-0-0		0-0-0		AWAY		0-1-0		0-0-0		0-0-0								
0-0-0		0-0-0		0-0-0		NEUTRAL		0-0-0		0-0-0		0-0-0								
RPI	S	Opponent		Score		RPI	S	Opponent		Score		RPI	S	Opponent		Score				
2	A	Wake Forest		2	1							59	N	Virginia Tech		0	1	149	H Cincinnati	2 2
25	H	Boston U.		3	0							76	A	St. John's (NY)		0	1			
												81	A	Harvard		1	2			
												85	H	Northeastern		1	2			
												91	H	Colgate		3	0			
												95	H	Louisville		2	2			
												100	H	Syracuse		1	0			
LAST 10 GAMES																				
						81	A	Harvard		1	2				149	H Cincinnati	2	2		
						25	H	Boston U.		3	0				95	H Louisville	2	2		
						59	N	Virginia Tech		0	1				76	A St. John's (NY)	0	1		
						2	A	Wake Forest		2	1				100	H Syracuse	1	0		
						91	H	Colgate		3	0				85	H Northeastern	1	2		

Non-Div. I Games:

Connecticut

Average RPI Win: 168		WON-LOST	WINNING	LAST 10	STRENGTH OF		OPP. STRENGTH	TEAM	ADJ		CONF.	ADJ CONF.		
Average RPI Loss: 48		RECORD	PCT. RANK	GAMES	SCHEDULE		OF SCHEDULE	RPI	RPI		RPI	RPI		
DIV. I ONLY		8-3-1	.70833	49	5-3-1		101	126	57	.5788	56	18	19	
DIV. I NON-CONF.		8-3-1	.70833	66	5-3-1		91	125	59	.5788	57	18	19	
TOTALS		RPI 1-25	RPI 26-50		W-L RECORDS		RPI 51-100		RPI 101-150		RPI 150+			
8-3-1		0-1-0	1-0-0		OVERALL		1-2-0		2-0-0		4-0-1			
5-0-0		0-0-0	1-0-0		HOME		1-0-0		1-0-0		2-0-0			
3-3-1		0-1-0	0-0-0		AWAY		0-2-0		1-0-0		2-0-1			
0-0-0		0-0-0	0-0-0		NEUTRAL		0-0-0		0-0-0		0-0-0			
8-3-1		0-1-0	1-0-0		NON-CONFERENCE		1-2-0		2-0-0		4-0-1			
5-0-0		0-0-0	1-0-0		HOME		1-0-0		1-0-0		2-0-0			
3-3-1		0-1-0	0-0-		AWAY		0-2-0		1-0-0		2-0-1			
0-0-0		0-0-0	0-0-0		NEUTRAL		0-0-0		0-0-0		0-0-0			
0-0-0		0-0-0	0-0-0		CONFERENCE		0-0-0		0-0-0		0-0-0			
0-0-0		0-0-0	0-0-0		HOME		0-0-0		0-0-0		0-0-0			
0-0-0		0-0-0	0-0-0		AWAY		0-0-0		0-0-0		0-0-0			
0-0-0		0-0-0	0-0-0		NEUTRAL		0-0-0		0-0-0		0-0-0			
RPI	S	Opponent	Score		RPI	S	Opponent	Score		RPI	S	Opponent	Score	
11	A	Oklahoma St.	0	3	28	H	Rice	1	0	57	A	BYU	0	1
										70	H	Cal St. Fullerton	1	0
										77	A	Tulsa	0	1

Non-Div. I Games:

Utah St.

Average RPI Win: 160		WON-LOST RECORD	WINNING PCT. RANK	LAST 10 GAMES	STRENGTH OF SCHEDULE	OPP. STRENGTH OF SCHEDULE	TEAM RPI	ADJ RPI	CONF. RPI	ADJ CONF. RPI		
Average RPI Loss: 45												
DIV. I ONLY		6-3-2	.63636	85	5-3-1	91	36	60	.57879	57	6	5
DIV. I NON-CONF.		6-3-2	.63636	92	5-3-1	83	31	61	.57879	58	6	6
<hr/>												
TOTALS		RPI 1-25	RPI 26-50		W-L RECORDS	RPI 51-100		RPI 101-150		RPI 150+		
6-3-2		0-2-0	0-0-1		OVERALL	2-0-1		1-1-0		3-0-0		
5-1-1		0-1-0	0-0-1		HOME	2-0-0		1-0-0		2-0-0		
1-2-1		0-1-0	0-0-0		AWAY	0-0-1		0-1-0		1-0-0		
0-0-0		0-0-0	0-0-0		NEUTRAL	0-0-0		0-0-0		0-0-0		
6-3-2		0-2-0	0-0-1		NON-CONFERENCE	2-0-1		1-1-0		3-0-0		
5-1-1		0-1-0	0-0-1		HOME	2-0-0		1-0-0		2-0-0		
1-2-1		0-1-0	0-0-		AWAY	0-0-1		0-1-0		1-0-0		
0-0-0		0-0-0	0-0-0		NEUTRAL	0-0-0		0-0-0		0-0-0		
0-0-0		0-0-0	0-0-0		CONFERENCE	0-0-0		0-0-0		0-0-0		
0-0-0		0-0-0	0-0-0		HOME	0-0-0		0-0-0		0-0-0		
0-0-0		0-0-0	0-0-0		AWAY	0-0-0		0-0-0		0-0-0		
0-0-0		0-0-0	0-0-0		NEUTRAL	0-0-0		0-0-0		0-0-0		
RPI	S	Opponent	Score	RPI	S	Opponent	Score	RPI	S	Opponent	Score	
11	A	Oklahoma St.	1 2	28	H	Rice	0 0	53	A	Washington	2 2	
19	H	Miami (FL)	0 1					56	H	Utah St.	1 0	
								70	H	Cal St. Fullerton	2 1	
										105	A Oklahoma	0 2
										146	H Utah	4 0
										199	H Arizona	2 0
										215	H Idaho	5 0
										274	A Idaho St.	3 1
<hr/>												
LAST 10 GAMES												
				28	H	Rice	0 0	56	H	Utah St.	1 0	
				199	H	Arizona	2 0	215	H	Idaho	5 0	
				70	H	Cal St. Fullerton	2 1	105	A	Oklahoma	0 2	
				274	A	Idaho St.	3 1	11	A	Oklahoma St.	1 2	
				19	H	Miami (FL)	0 1	146	H	Utah	4 0	

Non-Div. I Games:

BYU

Average RPI Win: 154		WON-LOST RECORD		WINNING PCT. RANK		LAST 10 GAMES		STRENGTH OF SCHEDULE		OPP. STRENGTH OF SCHEDULE		TEAM RPI		ADJ RPI		CONF. RPI		ADJ CONF. RPI									
DIV. I ONLY		6-3-2		.63636 85		6-3-1		61		112		56		.57862 58		10		10									
DIV. I NON-CONF.		6-3-2		.63636 92		6-3-1		57		110		55		.57862 59		10		10									
TOTALS		RPI 1-25		RPI 26-50		W-L RECORDS		RPI 51-100		RPI 101-150		RPI 150+															
6-3-2		0-2-0		1-0-0		OVERALL		0-1-0		3-0-1		2-0-1															
4-0-1		0-0-0		1-0-0		HOME		0-0-0		2-0-0		1-0-1															
1-3-0		0-2-0		0-0-0		AWAY		0-1-0		0-0-0		1-0-0															
1-0-1		0-0-0		0-0-0		NEUTRAL		0-0-0		1-0-1		0-0-0															
6-3-2		0-2-0		1-0-0		NON-CONFERENCE		0-1-0		3-0-1		2-0-1															
4-0-1		0-0-0		1-0-0		HOME		0-0-0		2-0-0		1-0-1															
1-3-0		0-2-0		0-0-		AWAY		0-1-0		0-0-0		1-0-0															
1-0-1		0-0-0		0-0-0		NEUTRAL		0-0-0		1-0-1		0-0-0															
0-0-0		0-0-0		0-0-0		CONFERENCE		0-0-0		0-0-0		0-0-0															
0-0-0		0-0-0		0-0-0		HOME		0-0-0		0-0-0		0-0-0															
0-0-0		0-0-0		0-0-0		AWAY		0-0-0		0-0-0		0-0-0															
0-0-0		0-0-0		0-0-0		NEUTRAL		0-0-0		0-0-0		0-0-0															
RPI	S	Opponent		Score		RPI	S	Opponent		Score		RPI	S	Opponent		Score											
7	A	Virginia		0	6	48	H	William & Mary		2	0	92	A	James Madison		0	2										
23	A	Penn St.		0	3							104	H	Old Dominion		4	0										
												130	N	George Mason		1	1										
												148	N	Western Caro.		4	1										
												150	H	Liberty		1	0										
												218	H	North Florida		2	1										
												241	H	Longwood		0	0										
												256	A	American		2	0										
LAST 10 GAMES																											
						48	H	William & Mary		2	0	256						A	American		2	0					
						92						A	James Madison		0	2	218						H	North Florida		2	1
						104						H	Old Dominion		4	0	148						N	Western Caro.		4	1
						23						A	Penn St.		0	3	150						H	Liberty		1	0
						130						N	George Mason		1	1	7						A	Virginia		0	6

Non-Div. I Games:

Richmond

Average RPI Win: 157		WON-LOST	WINNING	LAST 10	STRENGTH OF	OPP. STRENGTH	TEAM	ADJ	CONF.	ADJ CONF.				
Average RPI Loss: 36		RECORD	PCT. RANK	GAMES	SCHEDULE	OF SCHEDULE	RPI	RPI	RPI	RPI				
DIV. I ONLY		8-3-0	.72727	38	6-3-0		144	50	58	.57767	59	1	1	
DIV. I NON-CONF.		8-1-0	.88889	9	6-1-0		218	67	52	.58445	52	1	1	

TOTALS		RPI 1-25		RPI 26-50		W-L RECORDS		RPI 51-100		RPI 101-150		RPI 150+		
8-3-0		0-1-0		0-1-0		OVERALL		2-1-0		1-0-0		5-0-0		
4-2-0		0-1-0		0-0-0		HOME		0-1-0		0-0-0		4-0-0		
2-1-0		0-0-0		0-1-0		AWAY		1-0-0		1-0-0		0-0-0		
2-0-0		0-0-0		0-0-0		NEUTRAL		1-0-0		0-0-0		1-0-0		
8-1-0		0-0-0		0-0-0		NON-CONFERENCE		2-1-0		1-0-0		5-0-0		
4-1-0		0-0-0		0-0-0		HOME		0-1-0		0-0-0		4-0-0		
2-0-0		0-0-0		0-0-		AWAY		1-0-0		1-0-0		0-0-0		
2-0-0		0-0-0		0-0-0		NEUTRAL		1-0-0		0-0-0		1-0-0		
0-2-0		0-1-0		0-1-0		CONFERENCE		0-0-0		0-0-0		0-0-0		
0-1-0		0-1-0		0-0-0		HOME		0-0-0		0-0-0		0-0-0		
0-1-0		0-0-0		0-1-0		AWAY		0-0-0		0-0-0		0-0-0		
0-0-0		0-0-0		0-0-0		NEUTRAL		0-0-0		0-0-0		0-0-0		
RPI	S	Opponent		Score	RPI	S	Opponent		Score	RPI	S	Opponent		Score
8	H	Boston College		1 2	29	A	Maryland		1 2	54	N	Connecticut		1 0
										72	H	Nebraska		3 4
										92	A	James Madison		3 1
								</						

Non-Div. I Games:

Virginia Tech

Average RPI Win:		205	WON-LOST RECORD		WINNING PCT. RANK	LAST 10 GAMES		STRENGTH OF SCHEDULE		OPP. STRENGTH OF SCHEDULE	TEAM RPI	ADJ RPI	CONF. RPI	ADJ CONF. RPI			
Average RPI Loss:		31															
DIV. I ONLY			6-2-1		.72222	46	6-2-1		105	162	59	.57555	60	22	22		
DIV. I NON-CONF.			4-2-1		.64286	88	4-2-1		70	190	69	.56302	71	22	22		
TOTALS		RPI 1-25		RPI 26-50		W-L RECORDS		RPI 51-100		RPI 101-150		RPI 150+					
6-2-1		0-1-0		0-1-0		OVERALL		0-0-0		1-0-0		5-0-1					
1-0-0		0-0-0		0-0-0		HOME		0-0-0		0-0-0		1-0-0					
4-2-1		0-1-0		0-1-0		AWAY		0-0-0		1-0-0		3-0-1					
1-0-0		0-0-0		0-0-0		NEUTRAL		0-0-0		0-0-0		1-0-0					
4-2-1		0-1-0		0-1-0		NON-CONFERENCE		0-0-0		0-0-0		4-0-1					
1-0-0		0-0-0		0-0-0		HOME		0-0-0		0-0-0		1-0-0					
2-2-1		0-1-0		0-0-		AWAY		0-0-0		0-0-0		2-0-1					
1-0-0		0-0-0		0-0-0		NEUTRAL		0-0-0		0-0-0		1-0-0					
2-0-0		0-0-0		0-0-0		CONFERENCE		0-0-0		1-0-0		1-0-0					
0-0-0		0-0-0		0-0-0		HOME		0-0-0		0-0-0		0-0-0					
2-0-0		0-0-0		0-0-0		AWAY		0-0-0		1-0-0		1-0-0					
0-0-0		0-0-0		0-0-0		NEUTRAL		0-0-0		0-0-0		0-0-0					
RPI	S	Opponent		Score		RPI	S	Opponent		Score		RPI	S	Opponent		Score	
12	A	Kentucky		0	2	49	A	Iowa		1	2			145	A	Austin Peay	3 1
														165	A	Saint Louis	0 0
														184	A	Illinois St.	3 2
														185	N	Butler	1 0
														192	A	Murray St.	3 0
														260	A	Evansville	3 0
														262	H	Arkansas St.	4 0
						LAST 10 GAMES											
						185	N	Butler		1	0	192	A	Murray St.		3	0
						260	A	Evansville		3	0	145	A	Austin Peay		3	1
						262	H	Arkansas St.		4	0	165	A	Saint Louis		0	0
						49	A	Iowa		1	2	12	A	Kentucky		0	2
						184	A	Illinois St.		3	2						

Non-Div. I Games:

Southeast Mo. St.

Average RPI Win: 155		WON-LOST RECORD		WINNING PCT. RANK		LAST 10 GAMES		STRENGTH OF SCHEDULE		OPP. STRENGTH OF SCHEDULE		TEAM RPI		ADJ RPI		CONF. RPI		ADJ CONF. RPI	
DIV. I ONLY		5-2-1		.6875 60		5-2-1		99		116		61		.57356 61		10		10	
DIV. I NON-CONF.		5-2-1		.6875 69		5-2-1		88		112		62		.57356 62		10		10	
TOTALS		RPI 1-25		RPI 26-50		W-L RECORDS		RPI 51-100		RPI 101-150		RPI 150+							
5-2-1		1-0-0		0-0-0		OVERALL		0-1-1		1-0-0		3-1-0							
4-1-1		1-0-0		0-0-0		HOME		0-0-1		1-0-0		2-1-0							
1-1-0		0-0-0		0-0-0		AWAY		0-1-0		0-0-0		1-0-0							
0-0-0		0-0-0		0-0-0		NEUTRAL		0-0-0		0-0-0		0-0-0							
5-2-1		1-0-0		0-0-0		NON-CONFERENCE		0-1-1		1-0-0		3-1-0							
4-1-1		1-0-0		0-0-0		HOME		0-0-1		1-0-0		2-1-0							
1-1-0		0-0-0		0-0-		AWAY		0-1-0		0-0-0		1-0-0							
0-0-0		0-0-0		0-0-0		NEUTRAL		0-0-0		0-0-0		0-0-0							
0-0-0		0-0-0		0-0-0		CONFERENCE		0-0-0		0-0-0		0-0-0							
0-0-0		0-0-0		0-0-0		HOME		0-0-0		0-0-0		0-0-0							
0-0-0		0-0-0		0-0-0		AWAY		0-0-0		0-0-0		0-0-0							
0-0-0		0-0-0		0-0-0		NEUTRAL		0-0-0		0-0-0		0-0-0							
RPI	S	Opponent		Score		RPI	S	Opponent		Score		RPI	S	Opponent		Score			
25	H	Boston U.		1	0			81	A	Harvard	1 2	131	H	Brown		1 0			
								88	H	Fairfield	0 0	164	H	Bryant		1 4			
												188	H	Elon		2 1			
												212	A	New Hampshire		2 1			
												217	H	Maine		1 0			
LAST 10 GAMES																			
				188	H	Elon	2 1	131	H	Brown	1 0								
				88	H	Fairfield	0 0	217	H	Maine	1 0								
				212	A	New Hampshire	2 1	25	H	Boston U.	1 0								
								81	A	Harvard	1 2								
								164	H	Bryant	1 4								

Non-Div. I Games:

Massachusetts

Average RPI Win:		165	WON-LOST RECORD		WINNING PCT. RANK		LAST 10 GAMES		STRENGTH OF SCHEDULE		OPP. STRENGTH OF SCHEDULE		TEAM RPI		ADJ RPI		CONF. RPI		ADJ CONF. RPI	
DIV. I ONLY			7-3-1		.68182 63		5-3-1		133		45		62		.57035 62		9		9	
DIV. I NON-CONF.			7-3-1		.68182 75		5-3-1		125		33		66		.57035 64		9		9	
TOTALS		RPI 1-25		RPI 26-50		W-L RECORDS		RPI 51-100		RPI 101-150		RPI 150+								
7-3-1		0-2-0		1-1-0		OVERALL		1-0-0		1-0-1		4-0-0								
5-1-0		0-1-0		0-0-0		HOME		1-0-0		0-0-0		4-0-0								
2-2-1		0-1-0		1-1-0		AWAY		0-0-0		1-0-1		0-0-0								
0-0-0		0-0-0		0-0-0		NEUTRAL		0-0-0		0-0-0		0-0-0								
7-3-1		0-2-0		1-1-0		NON-CONFERENCE		1-0-0		1-0-1		4-0-0								
5-1-0		0-1-0		0-0-0		HOME		1-0-0		0-0-0		4-0-0								
2-2-1		0-1-0		1-0-		AWAY		0-0-0		1-0-1		0-0-0								
0-0-0		0-0-0		0-0-0		NEUTRAL		0-0-0		0-0-0		0-0-0								
0-0-0		0-0-0		0-0-0		CONFERENCE		0-0-0		0-0-0		0-0-0								
0-0-0		0-0-0		0-0-0		HOME		0-0-0		0-0-0		0-0-0								
0-0-0		0-0-0		0-0-0		AWAY		0-0-0		0-0-0		0-0-0								
0-0-0		0-0-0		0-0-0		NEUTRAL		0-0-0		0-0-0		0-0-0								
RPI	S	Opponent		Score		RPI	S	Opponent		Score		RPI	S	Opponent		Score				
10	A	Milwaukee		2	3	27	A	Marquette		1	2	84	H	St. Mary's (CA)		6	0			
17	H	California		0	2	50	A	San Diego		1	0			109 A San Diego St.		1	1			
														126 A Southern California		2	1			
														179 H Princeton		3	1			
														236 H Hawaii		3	0			
														238 H UNLV		4	1			
														242 H Sacramento St.		3	0			
LAST 10 GAMES																				
238	H	UNLV		4	1	50	A	San Diego		1	0									
84	H	St. Mary's (CA)		6	0	109	A	San Diego St.		1	1									
27	A	Marquette		1	2	17	H	California		0	2									
10	A	Milwaukee		2	3	236	H	Hawaii		3	0									
242	H	Sacramento St.		3	0	179	H	Princeton		3	1									

Non-Div. I Games:

Long Beach St.

Average RPI Win: 121		WON-LOST RECORD	WINNING PCT. RANK		LAST 10 GAMES	STRENGTH OF SCHEDULE	OPP. STRENGTH OF SCHEDULE	TEAM RPI	ADJ RPI		CONF. RPI	ADJ CONF. RPI									
Average RPI Loss: 43																					
DIV. I ONLY		7-3-0	.7	52	7-3-0	164	11	63	.57034	63	3	3									
DIV. I NON-CONF.		6-2-0	.75	40	6-2-0	220	9	73	.56149	73	3	3									
<hr/>																					
TOTALS		RPI 1-25		RPI 26-50		W-L RECORDS		RPI 51-100		RPI 101-150		RPI 150+									
7-3-0		0-0-0		1-3-0		OVERALL		1-0-0		4-0-0		1-0-0									
4-2-0		0-0-0		0-2-0		HOME		1-0-0		2-0-0		1-0-0									
3-0-0		0-0-0		1-0-0		AWAY		0-0-0		2-0-0		0-0-0									
0-1-0		0-0-0		0-1-0		NEUTRAL		0-0-0		0-0-0		0-0-0									
6-2-0		0-0-0		1-2-0		NON-CONFERENCE		0-0-0		4-0-0		1-0-0									
3-1-0		0-0-0		0-1-0		HOME		0-0-0		2-0-0		1-0-0									
3-0-0		0-0-0		1-0-		AWAY		0-0-0		2-0-0		0-0-0									
0-1-0		0-0-0		0-1-0		NEUTRAL		0-0-0		0-0-0		0-0-0									
1-1-0		0-0-0		0-1-0		CONFERENCE		1-0-0		0-0-0		0-0-0									
1-1-0		0-0-0		0-1-0		HOME		1-0-0		0-0-0		0-0-0									
0-0-0		0-0-0		0-0-0		AWAY		0-0-0		0-0-0		0-0-0									
0-0-0		0-0-0		0-0-0		NEUTRAL		0-0-0		0-0-0		0-0-0									
RPI	S	Opponent		Score		RPI	S	Opponent		Score		RPI	S	Opponent		Score					
				36	H	Baylor		0	1	97	H	Iowa St.		2	1	121	H	Cal St. Northridge		5	1
				44	H	Loyola Marymount		1	3							122	A	Houston		3	0
				47	A	Georgia		3	0							126	A	Southern California		2	1
				50	N	San Diego		1	2							142	H	Dartmouth		2	0
																194	H	UTSA		2	0
<hr/>																					
LAST 10 GAMES																					
				97	H	Iowa St.		2	1	126	A	Southern California		2	1						
				36	H	Baylor		0	1	50	N	San Diego		1	2						
				47	A	Georgia		3	0	142	H	Dartmouth		2	0						
				122	A	Houston		3	0	194	H	UTSA		2	0						
				44	H	Loyola Marymount		1	3	121	H	Cal St. Northridge		5	1						

Non-Div. I Games:

Texas

Average RPI Win: 192		WON-LOST RECORD		WINNING PCT. RANK		LAST 10 GAMES		STRENGTH OF SCHEDULE		OPP. STRENGTH OF SCHEDULE		TEAM RPI		ADJ RPI		CONF. RPI		ADJ CONF. RPI	
DIV. I ONLY		7-3-1		.68182 63		6-3-1		147		41		64		.5686 64		4		4	
DIV. I NON-CONF.		6-3-1		.65 82		5-3-1		111		41		67		.56829 67		4		4	
TOTALS		RPI 1-25		RPI 26-50		W-L RECORDS		RPI 51-100		RPI 101-150		RPI 150+							
7-3-1		0-2-1		0-1-0		OVERALL		1-0-0		1-0-0		5-0-0							
3-0-0		0-0-0		0-0-0		HOME		1-0-0		0-0-0		2-0-0							
4-2-1		0-1-1		0-1-0		AWAY		0-0-0		1-0-0		3-0-0							
0-1-0		0-1-0		0-0-0		NEUTRAL		0-0-0		0-0-0		0-0-0							
6-3-1		0-2-1		0-1-0		NON-CONFERENCE		1-0-0		0-0-0		5-0-0							
3-0-0		0-0-0		0-0-0		HOME		1-0-0		0-0-0		2-0-0							
3-2-1		0-1-1		0-0-		AWAY		0-0-0		0-0-0		3-0-0							
0-1-0		0-1-0		0-0-0		NEUTRAL		0-0-0		0-0-0		0-0-0							
1-0-0		0-0-0		0-0-0		CONFERENCE		0-0-0		1-0-0		0-0-0							
0-0-0		0-0-0		0-0-0		HOME		0-0-0		0-0-0		0-0-0							
1-0-0		0-0-0		0-0-0		AWAY		0-0-0		1-0-0		0-0-0							
0-0-0		0-0-0		0-0-0		NEUTRAL		0-0-0		0-0-0		0-0-0							
RPI	S	Opponent		Score		RPI	S	Opponent		Score		RPI	S	Opponent		Score			
7	A	Virginia		0	0	41	A	Portland		0	1	71	H	Seattle		1	0		
16	N	UCF		0	2							126	A	Southern California		2	1		
18	A	Santa Clara		0	1							215	A	Idaho		2	1		
												219	A	Gonzaga		2	1		
												227	H	Wyoming		3	0		
												236	A	Hawaii		3	1		
												253	H	Weber St.		3	1		
LAST 10 GAMES																			
		126 A Southern California		2	1			215 A Idaho		2	1								
		18 A Santa Clara		0	1			219 A Gonzaga		2	1								
		227 H Wyoming		3	0			16 N UCF		0	2								
		71 H Seattle		1	0			7 A Virginia		0	0								
		41 A Portland		0	1			253 H Weber St.		3	1								

Non-Div. I Games:

Washington St.

Average RPI Win:	138	WON-LOST RECORD	WINNING PCT. RANK	LAST 10 GAMES	STRENGTH OF SCHEDULE	OPP. STRENGTH OF SCHEDULE	TEAM RPI	ADJ RPI	CONF. RPI	ADJ CONF. RPI				
DIV. I ONLY		7-3-1	.68182	63	5-3-1	122	97	65	.56625	65	3	3		
DIV. I NON-CONF.		6-3-1	.65	82	4-3-1	143	88	92	.54743	91	3	3		
<hr/>														
TOTALS	RPI 1-25	RPI 26-50		W-L RECORDS		RPI 51-100		RPI 101-150		RPI 150+				
7-3-1	0-1-0	1-0-0		OVERALL		3-0-0		0-2-0		3-0-1				
6-2-0	0-0-0	1-0-0		HOME		2-0-0		0-2-0		3-0-0				
0-1-1	0-1-0	0-0-0		AWAY		0-0-0		0-0-0		0-0-1				
1-0-0	0-0-0	0-0-0		NEUTRAL		1-0-0		0-0-0		0-0-0				
<hr/>														
6-3-1	0-1-0	1-0-0		NON-CONFERENCE		2-0-0		0-2-0		3-0-1				
5-2-0	0-0-0	1-0-0		HOME		1-0-0		0-2-0		3-0-0				
0-1-1	0-1-0	0-0-		AWAY		0-0-0		0-0-0		0-0-1				
1-0-0	0-0-0	0-0-0		NEUTRAL		1-0-0		0-0-0		0-0-0				
<hr/>														
1-0-0	0-0-0	0-0-0		CONFERENCE		1-0-0		0-0-0		0-0-0				
1-0-0	0-0-0	0-0-0		HOME		1-0-0		0-0-0		0-0-0				
0-0-0	0-0-0	0-0-0		AWAY		0-0-0		0-0-0		0-0-0				
0-0-0	0-0-0	0-0-0		NEUTRAL		0-0-0		0-0-0		0-0-0				
<hr/>														
RPI	S	Opponent	Score		RPI	S	Opponent	Score		RPI	S	Opponent	Score	
4	A	Florida	0	3	28	H	Rice	1	0	69	H	Missouri	1	0
					84	H	St. Mary's (CA)	2	0	107	H	Hofstra	1	2
					96	N	Arizona St.	5	0	134	H	Ole Miss	0	1
					190	H	Toledo	3	0	199	A	Arizona	0	0
					201	H	New Mexico St.	1	0	297	H	Northern Ariz.	5	0
LAST 10 GAMES														
297	H	Northern Ariz.	5	0	199	A	Arizona	0	0					
69	H	Missouri	1	0	96	N	Arizona St.	5	0					
84	H	St. Mary's (CA)	2	0	190	H	Toledo	3	0					
134	H	Ole Miss	0	1	107	H	Hofstra	1	2					
201	H	New Mexico St.	1	0	4	A	Florida	0	3					

Non-Div. I Games:

Texas Tech

Average RPI Win: 144		WON-LOST	WINNING	LAST 10	STRENGTH OF		OPP. STRENGTH	TEAM	ADJ		CONF.	ADJ CONF.			
Average RPI Loss: 51		RECORD	PCT. RANK	GAMES	SCHEDULE		OF SCHEDULE	RPI	RPI		RPI	RPI			
DIV. I ONLY		7-2-2	.72727	38	5-2-2		140	145	66	.56515	66	7	7		
DIV. I NON-CONF.		4-1-2	.71429	61	2-1-2		167	208	98	.53891	99	7	7		
<hr/>															
TOTALS		RPI 1-25		RPI 26-50		W-L RECORDS		RPI 51-100		RPI 101-150		RPI 150+			
7-2-2		0-0-0		1-1-0		OVERALL		1-1-0		1-0-0		4-0-2			
3-0-1		0-0-0		1-0-0		HOME		0-0-0		0-0-0		2-0-1			
3-2-1		0-0-0		0-1-0		AWAY		0-1-0		1-0-0		2-0-1			
1-0-0		0-0-0		0-0-0		NEUTRAL		1-0-0		0-0-0		0-0-0			
<hr/>															
4-1-2		0-0-0		0-0-0		NON-CONFERENCE		1-1-0		0-0-0		3-0-2			
2-0-1		0-0-0		0-0-0		HOME		0-0-0		0-0-0		2-0-1			
1-1-1		0-0-0		0-0-		AWAY		0-1-0		0-0-0		1-0-1			
1-0-0		0-0-0		0-0-0		NEUTRAL		1-0-0		0-0-0		0-0-0			
<hr/>															
3-1-0		0-0-0		1-1-0		CONFERENCE		0-0-0		1-0-0		1-0-0			
1-0-0		0-0-0		1-0-0		HOME		0-0-0		0-0-0		0-0-0			
2-1-0		0-0-0		0-1-0		AWAY		0-0-0		1-0-0		1-0-0			
0-0-0		0-0-0		0-0-0		NEUTRAL		0-0-0		0-0-0		0-0-0			
<hr/>															
RPI	S	Opponent	Score	RPI	S	Opponent	Score	RPI	S	Opponent	Score	RPI	S	Opponent	Score
				26	A	West Virginia	0 4	75	A	Army	0 1	139	A	Villanova	1 0
				31	H	Georgetown	3 2	91	N	Colgate	1 0	166	A	Monmouth	1 0
												174	H	Lehigh	1 1
												179	H	Princeton	2 1
												180	H	Fordham	3 2
												223	A	Pittsburgh	3 0
												317	A	Iona	0 0

Non-Div. I Games:

Seton Hall

Average RPI Win: 203		WON-LOST	WINNING	LAST 10	STRENGTH OF	OPP. STRENGTH	TEAM	ADJ	CONF.	ADJ CONF.			
Average RPI Loss: 56		RECORD	PCT. RANK	GAMES	SCHEDULE	OF SCHEDULE	RPI	RPI	RPI	RPI			
DIV. I ONLY		5-3-3	.59091 111	5-2-3	73	69	67	.56447 67	18	19			
DIV. I NON-CONF.		5-3-3	.59091 122	5-2-3	66	68	68	.56447 68	18	19			
<hr/>													
TOTALS		RPI 1-25	RPI 26-50		W-L RECORDS		RPI 51-100		RPI 101-150		RPI 150+		
5-3-3		0-2-1	0-0-1		OVERALL		1-0-0		0-1-1		4-0-0		
2-0-1		0-0-1	0-0-0		HOME		0-0-0		0-0-0		2-0-0		
2-3-2		0-2-0	0-0-1		AWAY		1-0-0		0-1-1		1-0-0		
1-0-0		0-0-0	0-0-0		NEUTRAL		0-0-0		0-0-0		1-0-0		
<hr/>													
5-3-3		0-2-1	0-0-1		NON-CONFERENCE		1-0-0		0-1-1		4-0-0		
2-0-1		0-0-1	0-0-0		HOME		0-0-0		0-0-0		2-0-0		
2-3-2		0-2-0	0-1-		AWAY		1-0-0		0-1-1		1-0-0		
1-0-0		0-0-0	0-0-0		NEUTRAL		0-0-0		0-0-0		1-0-0		
<hr/>													
0-0-0		0-0-0	0-0-0		CONFERENCE		0-0-0		0-0-0		0-0-0		
0-0-0		0-0-0	0-0-0		HOME		0-0-0		0-0-0		0-0-0		
0-0-0		0-0-0	0-0-0		AWAY		0-0-0		0-0-0		0-0-0		
0-0-0		0-0-0	0-0-0		NEUTRAL		0-0-0		0-0-0		0-0-0		
<hr/>													
RPI S	Opponent	Score		RPI S	Opponent	Score		RPI S	Opponent	Score			
1 A	UCLA	1	4	44 A	Loyola Marymount	0	0	78 A	Cal Poly	3	2		
14 H	Pepperdine	1	1							119 A	Colorado Col.	1	1
20 A	Texas A&M	2	4							147 A	UC Santa Barbara	2	3
										194 N	UTSA	4	0
										213 H	San Francisco	3	0
										242 H	Sacramento St.	2	0
										288 A	Air Force	2	0
<hr/>													
LAST 10 GAMES													
14 H	Pepperdine	1	1	288 A	Air Force	2	0						
78 A	Cal Poly	3	2	119 A	Colorado Col.	1	1						
44 A	Loyola Marymount	0	0	1 A	UCLA	1	4						
213 H	San Francisco	3	0	242 H	Sacramento St.	2	0						
194 N	UTSA	4	0	147 A	UC Santa Barbara	2	3						

Non-Div. I Games:

Fresno St.

Average RPI Win: 176		WON-LOST RECORD		WINNING PCT. RANK		LAST 10 GAMES		STRENGTH OF SCHEDULE		OPP. STRENGTH OF SCHEDULE		TEAM RPI		ADJ RPI		CONF. RPI		ADJ CONF. RPI	
DIV. I ONLY		8-4-0		.66667 72		7-3-0		161		42		78		.5613 69		3		3	
DIV. I NON-CONF.		8-2-0		.8 32		7-1-0		242		29		74		.56343 69		3		3	
TOTALS		RPI 1-25		RPI 26-50		W-L RECORDS		RPI 51-100		RPI 101-150		RPI 150+							
8-4-0		0-2-0		1-1-0		OVERALL		2-1-0		0-0-0		5-0-0							
5-1-0		0-1-0		1-0-0		HOME		0-0-0		0-0-0		4-0-0							
2-3-0		0-1-0		0-1-0		AWAY		2-1-0		0-0-0		0-0-0							
1-0-0		0-0-0		0-0-0		NEUTRAL		0-0-0		0-0-0		1-0-0							
8-2-0		0-1-0		1-1-0		NON-CONFERENCE		2-0-0		0-0-0		5-0-0							
5-1-0		0-1-0		1-0-0		HOME		0-0-0		0-0-0		4-0-0							
2-1-0		0-0-0		0-0-		AWAY		2-0-0		0-0-0		0-0-0							
1-0-0		0-0-0		0-0-0		NEUTRAL		0-0-0		0-0-0		1-0-0							
0-2-0		0-1-0		0-0-0		CONFERENCE		0-1-0		0-0-0		0-0-0							
0-0-0		0-0-0		0-0-0		HOME		0-0-0		0-0-0		0-0-0							
0-2-0		0-1-0		0-0-0		AWAY		0-1-0		0-0-0		0-0-0							
0-0-0		0-0-0		0-0-0		NEUTRAL		0-0-0		0-0-0		0-0-0							
RPI S	Opponent		Score		RPI S	Opponent		Score		RPI S	Opponent		Score		RPI S	Opponent		Score	
4 H	Florida		0	2	33 H	Ohio St.		1	0	65 A	Texas Tech		0	1	159 H	Purdue		4	2
11 A	Oklahoma St.		0	2	50 A	San Diego		1	2	82 A	TCU		2	0	199 N	Arizona		1	0
										96 A	Arizona St.		1	0	261 H	UMKC		3	0
															278 H	Eastern Ill.		4	1
															297 H	Northern Ariz.		3	0
					LAST 10 GAMES														
	11 A	Oklahoma St.		0	2		261 H	UMKC		3	0								
	65 A	Texas Tech		0	1		4 H	Florida		0	2								
	297 H	Northern Ariz.		3	0		96 A	Arizona St.		1	0								
	159 H	Purdue		4	2		199 N	Arizona		1	0								
	33 H	Ohio St.		1	0		82 A	TCU		2	0								

Non-Div. I Games:

Missouri

Average RPI Win: 133		WON-LOST	WINNING	LAST 10	STRENGTH OF		OPP. STRENGTH	TEAM	ADJ		CONF.	ADJ CONF.		
Average RPI Loss: 43		RECORD	PCT. RANK	GAMES	SCHEDULE		OF SCHEDULE	RPI	RPI		RPI	RPI		
DIV. I ONLY		5-4-2	.54545	142	5-4-1		57	94	70	.561	70	9	9	
DIV. I NON-CONF.		5-4-2	.54545	145	5-4-1		55	90	75	.561	74	9	9	
TOTALS		RPI 1-25	RPI 26-50		W-L RECORDS		RPI 51-100		RPI 101-150		RPI 150+			
5-4-2		0-1-0	1-1-0		OVERALL		1-2-0		1-0-1		2-0-1			
3-2-2		0-1-0	1-1-0		HOME		0-0-0		0-0-1		2-0-1			
1-2-0		0-0-0	0-0-0		AWAY		1-2-0		0-0-0		0-0-0			
1-0-0		0-0-0	0-0-0		NEUTRAL		0-0-0		1-0-0		0-0-0			
5-4-2		0-1-0	1-1-0		NON-CONFERENCE		1-2-0		1-0-1		2-0-1			
3-2-2		0-1-0	1-1-0		HOME		0-0-0		0-0-1		2-0-1			
1-2-0		0-0-0	0-0-		AWAY		1-2-0		0-0-0		0-0-0			
1-0-0		0-0-0	0-0-0		NEUTRAL		0-0-0		1-0-0		0-0-0			
0-0-0		0-0-0	0-0-0		CONFERENCE		0-0-0		0-0-0		0-0-0			
0-0-0		0-0-0	0-0-0		HOME		0-0-0		0-0-0		0-0-0			
0-0-0		0-0-0	0-0-0		AWAY		0-0-0		0-0-0		0-0-0			
0-0-0		0-0-0	0-0-0		NEUTRAL		0-0-0		0-0-0		0-0-0			
RPI	S	Opponent	Score		RPI	S	Opponent	Score		RPI	S	Opponent	Score	
14	H	Pepperdine	1	2	44	H	Loyola Marymount	0	1	56	A	Utah St.	0	1
					50	H	San Diego	2	0	57	A	BYU	1	2
										74	A	New Mexico	3	2

Non-Div. I Games:

Cal St. Fullerton

Average RPI Win:	183	WON-LOST	WINNING	LAST 10	STRENGTH OF	OPP. STRENGTH	TEAM	ADJ	CONF.	ADJ CONF.	
Average RPI Loss:	65	RECORD	PCT. RANK	GAMES	SCHEDULE	OF SCHEDULE	RPI	RPI	RPI	RPI	
DIV. I ONLY	8-3-0	.72727	38	7-3-0	163	125	73	.56057	71	26	27
DIV. I NON-CONF.	8-3-0	.72727	54	7-3-0	151	123	77	.56057	75	26	27
<hr/>											
TOTALS	RPI 1-25	RPI 26-50		W-L RECORDS		RPI 51-100		RPI 101-150		RPI 150+	
8-3-0	0-0-0	1-0-0		OVERALL		0-3-0		2-0-0		5-0-0	
1-0-0	0-0-0	0-0-0		HOME		0-0-0		0-0-0		1-0-0	
5-2-0	0-0-0	0-0-0		AWAY		0-2-0		1-0-0		4-0-0	
2-1-0	0-0-0	1-0-0		NEUTRAL		0-1-0		1-0-0		0-0-0	
8-3-0	0-0-0	1-0-0		NON-CONFERENCE		0-3-0		2-0-0		5-0-0	
1-0-0	0-0-0	0-0-0		HOME		0-0-0		0-0-0		1-0-0	
5-2-0	0-0-0	0-0-		AWAY		0-2-0		1-0-0		4-0-0	
2-1-0	0-0-0	1-0-0		NEUTRAL		0-1-0		1-0-0		0-0-0	
0-0-0	0-0-0	0-0-0		CONFERENCE		0-0-0		0-0-0		0-0-0	
0-0-0	0-0-0	0-0-0		HOME		0-0-0		0-0-0		0-0-0	
0-0-0	0-0-0	0-0-0		AWAY		0-0-0		0-0-0		0-0-0	
0-0-0	0-0-0	0-0-0		NEUTRAL		0-0-0		0-0-0		0-0-0	
RPI	S	Opponent	Score	RPI	S	Opponent	Score	RPI	S	Opponent	Score
				41	N	Portland	2 0	53	A	Washington	1 3
								64	A	Washington St.	0 1
								78	N	Cal Poly	1 2
										109	N San Diego St.
										138	A UC Davis
										213	H San Francisco
										215	A Idaho
										238	A UNLV
										242	A Sacramento St.
										264	A Portland St.
LAST 10 GAMES											
				213	H	San Francisco	1 0	238	A	UNLV	2 1
				109	N	San Diego St.	3 1	264	A	Portland St.	2 1
				64	A	Washington St.	0 1	78	N	Cal Poly	1 2
				215	A	Idaho	1 0	53	A	Washington	1 3
				138	A	UC Davis	1 0	41	N	Portland	2 0

Non-Div. I Games:

Seattle

Average RPI Win: 160		WON-LOST RECORD	WINNING PCT. RANK		LAST 10 GAMES	STRENGTH OF SCHEDULE	OPP. STRENGTH OF SCHEDULE	TEAM RPI	ADJ RPI		CONF. RPI	ADJ CONF. RPI					
Average RPI Loss: 41																	
DIV. I ONLY		5-4-1	.55	134	5-4-1	78	44	77	.56016	72	5	6					
DIV. I NON-CONF.		3-3-1	.5	148	3-3-1	11	59	40	.59835	39	5	5					
<hr/>																	
TOTALS		RPI 1-25		RPI 26-50		W-L RECORDS		RPI 51-100		RPI 101-150		RPI 150+					
5-4-1		0-2-0		0-1-1		OVERALL		1-0-0		1-1-0		3-0-0					
3-1-1		0-1-0		0-0-1		HOME		0-0-0		1-0-0		2-0-0					
2-2-0		0-0-0		0-1-0		AWAY		1-0-0		0-1-0		1-0-0					
0-1-0		0-1-0		0-0-0		NEUTRAL		0-0-0		0-0-0		0-0-0					
3-3-1		0-2-0		0-1-1		NON-CONFERENCE		1-0-0		1-0-0		1-0-0					
2-1-1		0-1-0		0-0-1		HOME		0-0-0		1-0-0		1-0-0					
1-1-0		0-0-0		0-0-		AWAY		1-0-0		0-0-0		0-0-0					
0-1-0		0-1-0		0-0-0		NEUTRAL		0-0-0		0-0-0		0-0-0					
2-1-0		0-0-0		0-0-0		CONFERENCE		0-0-0		0-1-0		2-0-0					
1-0-0		0-0-0		0-0-0		HOME		0-0-0		0-0-0		1-0-0					
1-1-0		0-0-0		0-0-0		AWAY		0-0-0		0-1-0		1-0-0					
0-0-0		0-0-0		0-0-0		NEUTRAL		0-0-0		0-0-0		0-0-0					
RPI	S	Opponent		Score		RPI	S	Opponent		Score		RPI	S	Opponent		Score	
2	N	Wake Forest		1	2	36	H	Baylor		1	1	59	A	Virginia Tech		4	3
15	H	North Carolina		1	2	39	A	Denver		2	3						

Non-Div. I Games:

Nebraska

Average RPI Win:		174	WON-LOST RECORD		WINNING PCT. RANK		LAST 10 GAMES		STRENGTH OF SCHEDULE		OPP. STRENGTH OF SCHEDULE		TEAM RPI		ADJ RPI		CONF. RPI		ADJ CONF. RPI	
DIV. I ONLY			6-4-2		.58333 121		5-4-1		82		84		74		.55988 74		17		17	
DIV. I NON-CONF.			6-4-2		.58333 126		5-4-1		77		78		78		.55988 77		17		17	
TOTALS		RPI 1-25		RPI 26-50		W-L RECORDS		RPI 51-100		RPI 101-150		RPI 150+								
6-4-2		0-1-0		0-1-1		OVERALL		0-2-1		3-0-0		3-0-0								
3-1-1		0-0-0		0-0-0		HOME		0-1-1		1-0-0		2-0-0								
3-1-1		0-1-0		0-0-1		AWAY		0-0-0		2-0-0		1-0-0								
0-2-0		0-0-0		0-1-0		NEUTRAL		0-1-0		0-0-0		0-0-0								
6-4-2		0-1-0		0-1-1		NON-CONFERENCE		0-2-1		3-0-0		3-0-0								
3-1-1		0-0-0		0-0-0		HOME		0-1-1		1-0-0		2-0-0								
3-1-1		0-1-0		0-1-		AWAY		0-0-0		2-0-0		1-0-0								
0-2-0		0-0-0		0-1-0		NEUTRAL		0-1-0		0-0-0		0-0-0								
0-0-0		0-0-0		0-0-0		CONFERENCE		0-0-0		0-0-0		0-0-0								
0-0-0		0-0-0		0-0-0		HOME		0-0-0		0-0-0		0-0-0								
0-0-0		0-0-0		0-0-0		AWAY		0-0-0		0-0-0		0-0-0								
0-0-0		0-0-0		0-0-0		NEUTRAL		0-0-0		0-0-0		0-0-0								
RPI	S	Opponent		Score		RPI	S	Opponent		Score		RPI	S	Opponent		Score				
13	A	Florida St.		0	1	38	A	Alabama		0	0	53	N	Washington		1	2			
						40	N	Oregon St.		1	2	70	H	Cal St. Fullerton		2	3			
												84	H	St. Mary's (CA)		1	1			
														105 H Oklahoma		2	1			
														121 A Cal St. Northridge		1	0			
														147 A UC Santa Barbara		1	0			
														201 A New Mexico St.		4	0			
														226 H UC Riverside		2	1			
														243 H CSU Bakersfield		4	0			
LAST 10 GAMES						LAST 10 GAMES														
						201	A	New Mexico St.		4	0	226	H	UC Riverside		2	1			
						105	H	Oklahoma		2	1	70	H	Cal St. Fullerton		2	3			
						121	A	Cal St. Northridge		1	0	53	N	Washington		1	2			
						38	A	Alabama		0	0	40	N	Oregon St.		1	2			
						13	A	Florida St.		0	1	147	A	UC Santa Barbara		1	0			

Non-Div. I Games:

New Mexico

Average RPI Win:	216	WON-LOST RECORD	WINNING PCT. RANK	LAST 10 GAMES	STRENGTH OF SCHEDULE	OPP. STRENGTH OF SCHEDULE	TEAM RPI	ADJ RPI	CONF. RPI	ADJ CONF. RPI		
Average RPI Loss:	78											
DIV. I ONLY		7-2-2	.72727	38	7-1-2	152	176	71	.55872	75	16	16
DIV. I NON-CONF.		7-2-2	.72727	54	7-1-2	138	170	76	.55872	79	15	15
<hr/>												
TOTALS	RPI 1-25	RPI 26-50		W-L RECORDS		RPI 51-100		RPI 101-150		RPI 150+		
7-2-2	0-1-0	0-0-0		OVERALL		1-0-0		1-0-2		5-1-0		
5-1-2	0-0-0	0-0-0		HOME		1-0-0		1-0-2		3-1-0		
2-1-0	0-1-0	0-0-0		AWAY		0-0-0		0-0-0		2-0-0		
0-0-0	0-0-0	0-0-0		NEUTRAL		0-0-0		0-0-0		0-0-0		
7-2-2	0-1-0	0-0-0		NON-CONFERENCE		1-0-0		1-0-2		5-1-0		
5-1-2	0-0-0	0-0-0		HOME		1-0-0		1-0-2		3-1-0		
2-1-0	0-1-0	0-0-		AWAY		0-0-0		0-0-0		2-0-0		
0-0-0	0-0-0	0-0-0		NEUTRAL		0-0-0		0-0-0		0-0-0		
0-0-0	0-0-0	0-0-0		CONFERENCE		0-0-0		0-0-0		0-0-0		
0-0-0	0-0-0	0-0-0		HOME		0-0-0		0-0-0		0-0-0		
0-0-0	0-0-0	0-0-0		AWAY		0-0-0		0-0-0		0-0-0		
0-0-0	0-0-0	0-0-0		NEUTRAL		0-0-0		0-0-0		0-0-0		
RPI	S	Opponent	Score	RPI	S	Opponent	Score	RPI	S	Opponent	Score	
3	A	Duke	0 2									
				</								

Non-Div. I Games:

Army

Average RPI Win:	147	WON-LOST RECORD	WINNING PCT. RANK	LAST 10 GAMES	STRENGTH OF SCHEDULE	OPP. STRENGTH OF SCHEDULE	TEAM RPI	ADJ RPI	CONF. RPI	ADJ CONF. RPI				
DIV. I ONLY		6-4-1	.59091	111	6-3-1	87	70	72	.55845	76	7	7		
DIV. I NON-CONF.		4-2-1	.64286	88	4-1-1	79	95	65	.56918	65	7	7		
<hr/>														
TOTALS	RPI 1-25	RPI 26-50		W-L RECORDS		RPI 51-100		RPI 101-150		RPI 150+				
6-4-1	0-1-0	0-2-0		OVERALL		1-0-0		3-1-0		2-0-1				
5-1-1	0-0-0	0-1-0		HOME		1-0-0		2-0-0		2-0-1				
1-3-0	0-1-0	0-1-0		AWAY		0-0-0		1-1-0		0-0-0				
0-0-0	0-0-0	0-0-0		NEUTRAL		0-0-0		0-0-0		0-0-0				
4-2-1	0-1-0	0-1-0		NON-CONFERENCE		0-0-0		2-0-0		2-0-1				
3-0-1	0-0-0	0-0-0		HOME		0-0-0		1-0-0		2-0-1				
1-2-0	0-1-0	0-0-		AWAY		0-0-0		1-0-0		0-0-0				
0-0-0	0-0-0	0-0-0		NEUTRAL		0-0-0		0-0-0		0-0-0				
2-2-0	0-0-0	0-1-0		CONFERENCE		1-0-0		1-1-0		0-0-0				
2-1-0	0-0-0	0-1-0		HOME		1-0-0		1-0-0		0-0-0				
0-1-0	0-0-0	0-0-0		AWAY		0-0-0		0-1-0		0-0-0				
0-0-0	0-0-0	0-0-0		NEUTRAL		0-0-0		0-0-0		0-0-0				
RPI	S	Opponent	Score		RPI	S	Opponent	Score		RPI	S	Opponent	Score	
7	A	Virginia	1	2	31	H	Georgetown	1	2	54	H	Connecticut	1	0
					48	A	William & Mary	0	5					
<hr/>														
LAST 10 GAMES														
					31	H	Georgetown	1	2	54	H	Connecticut	1	0
					139	H	Villanova	2	0	143	A	Providence	0	2
					7	A	Virginia	1	2	118	H	Yale	2	1
					180	H	Fordham	0	0	235	H	Columbia	1	0
					130	A	George Mason	2	1	207	H	Albany (NY)	2	0

Non-Div. I Games:

St. John's (NY)

Average RPI Win: 177		WON-LOST RECORD	WINNING PCT. RANK		LAST 10 GAMES	STRENGTH OF SCHEDULE	OPP. STRENGTH OF SCHEDULE	TEAM RPI	ADJ RPI	CONF. RPI	ADJ CONF. RPI						
Average RPI Loss: 56																	
DIV. I ONLY		6-3-2	.63636	85	5-3-2	100	130	76	.55825	77	8	8					
DIV. I NON-CONF.		6-2-1	.72222	57	5-2-1	87	163	57	.57922	55	8	8					
<hr/>																	
TOTALS		RPI 1-25		RPI 26-50		W-L RECORDS		RPI 51-100		RPI 101-150		RPI 150+					
6-3-2		0-1-0		0-1-0		OVERALL		2-0-1		0-1-0		4-0-1					
4-1-1		0-1-0		0-0-0		HOME		2-0-0		0-0-0		2-0-1					
2-1-1		0-0-0		0-1-0		AWAY		0-0-1		0-0-0		2-0-0					
0-1-0		0-0-0		0-0-0		NEUTRAL		0-0-0		0-1-0		0-0-0					
6-2-1		0-0-0		0-1-0		NON-CONFERENCE		2-0-1		0-1-0		4-0-0					
4-0-0		0-0-0		0-0-0		HOME		2-0-0		0-0-0		2-0-0					
2-1-1		0-0-0		0-0-		AWAY		0-0-1		0-0-0		2-0-0					
0-1-0		0-0-0		0-0-0		NEUTRAL		0-0-0		0-1-0		0-0-0					
0-1-1		0-1-0		0-0-0		CONFERENCE		0-0-0		0-0-0		0-0-1					
0-1-1		0-1-0		0-0-0		HOME		0-0-0		0-0-0		0-0-1					
0-0-0		0-0-0		0-0-0		AWAY		0-0-0		0-0-0		0-0-0					
0-0-0		0-0-0		0-0-0		NEUTRAL		0-0-0		0-0-0		0-0-0					
RPI	S	Opponent		Score		RPI	S	Opponent		Score		RPI	S	Opponent		Score	
16	H	UCF		1 2		35	A	Notre Dame		1 7		56	H	Utah St.		1 0	
												79	H	Stephen F. Austin		1 0	
												87	A	Missouri St.		0 0	
												117	N	Western Mich.		1 2	
												160	A	Oral Roberts		1 0	
												232	H	Sam Houston St.		6 0	
												234	A	Northwestern St.		2 0	
												239	H	Southern Miss.		0 0	
												302	H	Southern Utah		2 0	
<hr/>																	
LAST 10 GAMES																	
16	H	UCF		1 2		302	H	Southern Utah		2 0		56	H	Utah St.		1 0	
239	H	Southern Miss.		0 0		234	A	Northwestern St.		2 0		87	A	Missouri St.		0 0	
35	A	Notre Dame		1 7		117	N	Western Mich.		1 2							
232	H	Sam Houston St.		6 0													
79	H	Stephen F. Austin		1 0													

Non-Div. I Games:

Tulsa

Average RPI Win: 220		WON-LOST RECORD	WINNING PCT. RANK		LAST 10 GAMES	STRENGTH OF SCHEDULE	OPP. STRENGTH OF SCHEDULE	TEAM RPI	ADJ RPI	CONF. RPI	ADJ CONF. RPI												
Average RPI Loss: 48																							
DIV. I ONLY		6-4-1	.59091	111	5-4-1	74	156	82	.55716	78	9	9											
DIV. I NON-CONF.		6-4-1	.59091	122	5-4-1	67	154	83	.55716	80	9	9											
<hr/>																							
TOTALS		RPI 1-25		RPI 26-50		W-L RECORDS		RPI 51-100		RPI 101-150		RPI 150+											
6-4-1		0-2-1		0-0-0		OVERALL		1-2-0		1-0-0		4-0-0											
1-2-1		0-1-1		0-0-0		HOME		0-1-0		0-0-0		1-0-0											
3-2-0		0-1-0		0-0-0		AWAY		0-1-0		1-0-0		2-0-0											
2-0-0		0-0-0		0-0-0		NEUTRAL		1-0-0		0-0-0		1-0-0											
6-4-1		0-2-1		0-0-0		NON-CONFERENCE		1-2-0		1-0-0		4-0-0											
1-2-1		0-1-1		0-0-0		HOME		0-1-0		0-0-0		1-0-0											
3-2-0		0-1-0		0-0-		AWAY		0-1-0		1-0-0		2-0-0											
2-0-0		0-0-0		0-0-0		NEUTRAL		1-0-0		0-0-0		1-0-0											
0-0-0		0-0-0		0-0-0		CONFERENCE		0-0-0		0-0-0		0-0-0											
0-0-0		0-0-0		0-0-0		HOME		0-0-0		0-0-0		0-0-0											
0-0-0		0-0-0		0-0-0		AWAY		0-0-0		0-0-0		0-0-0											
0-0-0		0-0-0		0-0-0		NEUTRAL		0-0-0		0-0-0		0-0-0											
RPI	S	Opponent		Score		RPI	S	Opponent		Score		RPI	S	Opponent		Score							
14	H	Pepperdine		1	1							67	H	Fresno St.		2	3	149	A	Cincinnati		2	1
18	H	Santa Clara		0	3							71	N	Seattle		2	1	243	A	CSU Bakersfield		2	1
22	A	Dayton		1	3							84	A	St. Mary's (CA)		1	3	279	N	Boise St.		3	0
																		280	A	San Jose St.		2	0
																		295	H	Nevada		4	1
<hr/>																							
LAST 10 GAMES																							
67 H Fresno St.						2	3	295 H Nevada						4	1								
14 H Pepperdine						1	1	279 N Boise St.						3	0								
18 H Santa Clara						0	3	71 N Seattle						2	1								
243 A CSU Bakersfield						2	1	84 A St. Mary's (CA)						1	3								
22 A Dayton						1	3	280 A San Jose St.						2	0								

Non-Div. I Games:

Cal Poly

Average RPI Win: 177		WON-LOST	WINNING	LAST 10	STRENGTH OF		OPP. STRENGTH	TEAM	ADJ		CONF.	ADJ CONF.
Average RPI Loss: 73		RECORD	PCT. RANK	GAMES	SCHEDULE		OF SCHEDULE	RPI	RPI		RPI	RPI
DIV. I ONLY		5-2-1	.6875	60	5-2-1		138	132	81		.55681	79
DIV. I NON-CONF.		5-2-1	.6875	69	5-2-1		131	130	81		.55681	82
TOTALS		RPI 1-25	RPI 26-50		W-L RECORDS		RPI 51-100		RPI 101-150		RPI 150+	
5-2-1		0-0-0	0-0-0		OVERALL		2-2-0		0-0-0		3-0-1	
4-0-0		0-0-0	0-0-0		HOME		2-0-0		0-0-0		2-0-0	
0-2-1		0-0-0	0-0-0		AWAY		0-2-0		0-0-0		0-0-1	
1-0-0		0-0-0	0-0-0		NEUTRAL		0-0-0		0-0-0		1-0-0	
5-2-1		0-0-0	0-0-0		NON-CONFERENCE		2-2-0		0-0-0		3-0-1	
4-0-0		0-0-0	0-0-0		HOME		2-0-0		0-0-0		2-0-0	
0-2-1		0-0-0	0-0-		AWAY		0-2-0		0-0-0		0-0-1	
1-0-0		0-0-0	0-0-0		NEUTRAL		0-0-0		0-0-0		1-0-0	
0-0-0		0-0-0	0-0-0		CONFERENCE		0-0-0		0-0-0		0-0-0	
0-0-0		0-0-0	0-0-0		HOME		0-0-0		0-0-0		0-0-0	
0-0-0		0-0-0	0-0-0		AWAY		0-0-0		0-0-0		0-0-0	
0-0-0		0-0-0	0-0-0		NEUTRAL		0-0-0		0-0-0		0-0-0	
RPI S	Opponent	Score	RPI S	Opponent	Score	RPI S	Opponent	Score	RPI S	Opponent	Score	
						68 A	SMU	1 2	155 A	Louisiana Tech	1 1	
						77 A	Tulsa	0 1	160 N	Oral Roberts	4 0	
						82 H	TCU	3 2	233 H	Houston Baptist	3 0	
						94 H	UTEP	1 0	315 H	Jackson St.	11 0	
LAST 10 GAMES												
			315 H	Jackson St.	11 0	233 H	Houston Baptist	3 0				
			82 H	TCU	3 2	155 A	Louisiana Tech	1 1				
			68 A	SMU	1 2	94 H	UTEP	1 0				
						160 N	Oral Roberts	4 0				
						77 A	Tulsa	0 1				

Non-Div. I Games:

Stephen F. Austin

Average RPI Win:		198	WON-LOST RECORD		WINNING PCT. RANK		LAST 10 GAMES		STRENGTH OF SCHEDULE		OPP. STRENGTH OF SCHEDULE		TEAM RPI	ADJ RPI		CONF. RPI	ADJ CONF. RPI	
DIV. I ONLY			5-5-0		.5	150	5-5-0		30		188		75	.55674		80	13	13
DIV. I NON-CONF.			5-3-0		.625	95	5-3-0		45		164		53	.57975		54	13	13
TOTALS		RPI 1-25		RPI 26-50		W-L RECORDS		RPI 51-100		RPI 101-150		RPI 150+						
5-5-0		0-1-0		0-3-0		OVERALL		0-0-0		2-1-0		3-0-0						
4-1-0		0-1-0		0-0-0		HOME		0-0-0		1-0-0		3-0-0						
1-4-0		0-0-0		0-3-0		AWAY		0-0-0		1-1-0		0-0-0						
0-0-0		0-0-0		0-0-0		NEUTRAL		0-0-0		0-0-0		0-0-0						
5-3-0		0-1-0		0-2-0		NON-CONFERENCE		0-0-0		2-0-0		3-0-0						
4-1-0		0-1-0		0-0-0		HOME		0-0-0		1-0-0		3-0-0						
1-2-0		0-0-0		0-0-		AWAY		0-0-0		1-0-0		0-0-0						
0-0-0		0-0-0		0-0-0		NEUTRAL		0-0-0		0-0-0		0-0-0						
0-2-0		0-0-0		0-1-0		CONFERENCE		0-0-0		0-1-0		0-0-0						
0-0-0		0-0-0		0-0-0		HOME		0-0-0		0-0-0		0-0-0						
0-2-0		0-0-0		0-1-0		AWAY		0-0-0		0-1-0		0-0-0						
0-0-0		0-0-0		0-0-0		NEUTRAL		0-0-0		0-0-0		0-0-0						
RPI	S	Opponent		Score		RPI	S	Opponent		Score		RPI	S	Opponent		Score		
6	H	Memphis		0 2		28	A	Rice		2 3		144	A	North Texas		1 2		
						32	A	Vanderbilt		0 2		145	A	Austin Peay		3 1		
						39	A	Denver		0 2		148	H	Western Caro.		1 0		
												176	H	Belmont		4 0		
												202	H	Ball St.		3 1		
												319	H	Eastern Mich.		2 0		
LAST 10 GAMES																		
		39	A	Denver	0 2	176	H	Belmont	4 0									
		144	A	North Texas	1 2	6	H	Memphis	0 2									
		28	A	Rice	2 3	145	A	Austin Peay	3 1									
		319	H	Eastern Mich.	2 0	32	A	Vanderbilt	0 2									
		148	H	Western Caro.	1 0	202	H	Ball St.	3 1									

Non-Div. I Games:

Western Ky.

Average RPI Win: 123		WON-LOST RECORD	WINNING PCT. RANK	LAST 10 GAMES	STRENGTH OF SCHEDULE	OPP. STRENGTH OF SCHEDULE	TEAM RPI	ADJ RPI	CONF. RPI	ADJ CONF. RPI	
DIV. I ONLY		5-4-0	.55556 126	5-4-0	59	141	79	.55636 81	12	12	
DIV. I NON-CONF.		4-4-0	.5 148	4-4-0	86	118	112	.52718 110	12	12	
<hr/>											
TOTALS		RPI 1-25	RPI 26-50		W-L RECORDS		RPI 51-100		RPI 101-150		RPI 150+
5-4-0		0-1-0	0-0-0		OVERALL		3-0-0		0-1-0		2-2-0
5-1-0		0-0-0	0-0-0		HOME		3-0-0		0-1-0		2-0-0
0-3-0		0-1-0	0-0-0		AWAY		0-0-0		0-0-0		0-2-0
0-0-0		0-0-0	0-0-0		NEUTRAL		0-0-0		0-0-0		0-0-0
<hr/>											
4-4-0		0-1-0	0-0-0		NON-CONFERENCE		2-0-0		0-1-0		2-2-0
4-1-0		0-0-0	0-0-0		HOME		2-0-0		0-1-0		2-0-0
0-3-0		0-1-0	0-0-		AWAY		0-0-0		0-0-0		0-2-0
0-0-0		0-0-0	0-0-0		NEUTRAL		0-0-0		0-0-0		0-0-0
<hr/>											
1-0-0		0-0-0	0-0-0		CONFERENCE		1-0-0		0-0-0		0-0-0
1-0-0		0-0-0	0-0-0		HOME		1-0-0		0-0-0		0-0-0
0-0-0		0-0-0	0-0-0		AWAY		0-0-0		0-0-0		0-0-0
0-0-0		0-0-0	0-0-0		NEUTRAL		0-0-0		0-0-0		0-0-0
<hr/>											
RPI S	Opponent	Score		RPI S	Opponent	Score		RPI S	Opponent	Score	
25 A	Boston U.	0	3			54 H	Connecticut 2 1	107 H	Hofstra	4	5
						61 H	Massachusetts 2 1	163 A	Long Island	1	2
						98 H	Penn 2 0	188 H	Elon	2	1
								196 A	Rhode Island	2	3
								212 H	New Hampshire	4	1
<hr/>											
LAST 10 GAMES											
212 H	New Hampshire	4	1	25 A	Boston U.	0	3				
98 H	Penn	2	0	54 H	Connecticut	2	1				
196 A	Rhode Island	2	3	61 H	Massachusetts	2	1				
107 H	Hofstra	4	5	188 H	Elon	2	1				
				163 A	Long Island	1	2				

Non-Div. I Games:

Harvard

Average RPI Win: 174		WON-LOST	WINNING	LAST 10	STRENGTH OF		OPP. STRENGTH	TEAM	ADJ		CONF.	ADJ CONF.					
Average RPI Loss: 64		RECORD	PCT. RANK	GAMES	SCHEDULE		OF SCHEDULE	RPI	RPI		RPI	RPI					
DIV. I ONLY		8-2-1	.77273	27	7-2-0		246	54	86		.55222	84					
DIV. I NON-CONF.		8-2-1	.77273	39	7-2-0		237	49	87		.55222	86					
TOTALS		RPI 1-25	RPI 26-50		W-L RECORDS		RPI 51-100		RPI 101-150		RPI 150+						
8-2-1		0-0-0	1-0-0		OVERALL		1-2-1		1-0-0		5-0-0						
7-0-0		0-0-0	0-0-0		HOME		1-0-0		1-0-0		5-0-0						
1-2-1		0-0-0	1-0-0		AWAY		0-2-1		0-0-0		0-0-0						
0-0-0		0-0-0	0-0-0		NEUTRAL		0-0-0		0-0-0		0-0-0						
8-2-1		0-0-0	1-0-0		NON-CONFERENCE		1-2-1		1-0-0		5-0-0						
7-0-0		0-0-0	0-0-0		HOME		1-0-0		1-0-0		5-0-0						
1-2-1		0-0-0	1-0-		AWAY		0-2-1		0-0-0		0-0-0						
0-0-0		0-0-0	0-0-0		NEUTRAL		0-0-0		0-0-0		0-0-0						
0-0-0		0-0-0	0-0-0		CONFERENCE		0-0-0		0-0-0		0-0-0						
0-0-0		0-0-0	0-0-0		HOME		0-0-0		0-0-0		0-0-0						
0-0-0		0-0-0	0-0-0		AWAY		0-0-0		0-0-0		0-0-0						
0-0-0		0-0-0	0-0-0		NEUTRAL		0-0-0		0-0-0		0-0-0						
RPI	S	Opponent	Score		RPI	S	Opponent	Score		RPI	S	Opponent	Score				
			43	A	UC Irvine	2	1	62	A	Long Beach St.	0	6	146	H	Utah	2	1
								65	A	Texas Tech	0	2	169	H	Northwestern	3	2
								74	A	New Mexico	1	1	220	H	George Washington	3	0
								78	H	Cal Poly	3	1	221	H	VCU	1	0
													236	H	Hawaii	1	0
													280	H	San Jose St.	3	0
LAST 10 GAMES																	
			280	H	San Jose St.	3	0	236	H	Hawaii	1	0					
			62	A	Long Beach St.	0	6	78	H	Cal Poly	3	1					
			43	A	UC Irvine	2	1	169	H	Northwestern	3	2					
			146	H	Utah	2	1	65	A	Texas Tech	0	2					
			221	H	VCU	1	0	220	H	George Washington	3	0					

Non-Div. I Games:

St. Mary's (CA)

Average RPI Win:		160	WON-LOST RECORD		WINNING PCT. RANK		LAST 10 GAMES		STRENGTH OF SCHEDULE		OPP. STRENGTH OF SCHEDULE		TEAM RPI		ADJ RPI		CONF. RPI		ADJ CONF. RPI				
Average RPI Loss:		60																					
DIV. I ONLY			6-4-0		.6	102		6-4-0		116		76		85		.55176		85		11		11	
DIV. I NON-CONF.			4-4-0		.5	148		4-4-0		74		75		99		.5403		97		11		11	
TOTALS		RPI 1-25		RPI 26-50		W-L RECORDS		RPI 51-100		RPI 101-150		RPI 150+											
6-4-0		0-1-0		0-1-0		OVERALL		2-1-0		0-1-0		4-0-0											
4-1-0		0-0-0		0-0-0		HOME		1-1-0		0-0-0		3-0-0											
2-3-0		0-1-0		0-1-0		AWAY		1-0-0		0-1-0		1-0-0											
0-0-0		0-0-0		0-0-0		NEUTRAL		0-0-0		0-0-0		0-0-0											
4-4-0		0-1-0		0-1-0		NON-CONFERENCE		1-1-0		0-1-0		3-0-0											
2-1-0		0-0-0		0-0-0		HOME		0-1-0		0-0-0		2-0-0											
2-3-0		0-1-0		0-0-		AWAY		1-0-0		0-1-0		1-0-0											
0-0-0		0-0-0		0-0-0		NEUTRAL		0-0-0		0-0-0		0-0-0											
2-0-0		0-0-0		0-0-0		CONFERENCE		1-0-0		0-0-0		1-0-0											
2-0-0		0-0-0		0-0-0		HOME		1-0-0		0-0-0		1-0-0											
0-0-0		0-0-0		0-0-0		AWAY		0-0-0		0-0-0		0-0-0											
0-0-0		0-0-0		0-0-0		NEUTRAL		0-0-0		0-0-0		0-0-0											
RPI	S	Opponent		Score		RPI	S	Opponent		Score		RPI	S	Opponent		Score		RPI	S	Opponent		Score	
25	A	Boston U.		0	2	46	A	South Carolina		0	4	51	H	La Salle		0	1	116	A	Clemson		1	2
												54	A	Connecticut		2	1	183	H	Loyola Maryland		3	0
												92	H	James Madison		4	2	196	H	Rhode Island		2	0
																		212	A	New Hampshire		2	1
																		221	H	VCU		2	1
						LAST 10 GAMES																	
						92	H	James Madison		4	2	116	A	Clemson		1	2						
						221	H	VCU		2	1	46	A	South Carolina		0	4						
						196	H	Rhode Island		2	0	183	H	Loyola Maryland		3	0						
						212	A	New Hampshire		2	1	25	A	Boston U.		0	2						
						51	H	La Salle		0	1	54	A	Connecticut		2	1						

Non-Div. I Games:

Northeastern

Average RPI Win:	209	WON-LOST	WINNING	LAST 10	STRENGTH OF	OPP. STRENGTH	TEAM	ADJ	CONF.	ADJ CONF.				
Average RPI Loss:	167	RECORD	PCT. RANK	GAMES	SCHEDULE	OF SCHEDULE	RPI	RPI	RPI	RPI				
DIV. I ONLY		8-2-0	.8	19	8-2-0	197	226	84	.5513	86	15	15		
DIV. I NON-CONF.		7-1-0	.875	14	7-1-0	207	235	71	.5625	72	16	16		
<hr/>														
TOTALS	RPI 1-25	RPI 26-50		W-L RECORDS		RPI 51-100		RPI 101-150		RPI 150+				
8-2-0	0-0-0	0-0-0		OVERALL		1-0-0		1-1-0		6-1-0				
5-2-0	0-0-0	0-0-0		HOME		0-0-0		1-1-0		4-1-0				
3-0-0	0-0-0	0-0-0		AWAY		1-0-0		0-0-0		2-0-0				
0-0-0	0-0-0	0-0-0		NEUTRAL		0-0-0		0-0-0		0-0-0				
<hr/>														
7-1-0	0-0-0	0-0-0		NON-CONFERENCE		1-0-0		0-1-0		6-0-0				
4-1-0	0-0-0	0-0-0		HOME		0-0-0		0-1-0		4-0-0				
3-0-0	0-0-0	0-0-		AWAY		1-0-0		0-0-0		2-0-0				
0-0-0	0-0-0	0-0-0		NEUTRAL		0-0-0		0-0-0		0-0-0				
<hr/>														
1-1-0	0-0-0	0-0-0		CONFERENCE		0-0-0		1-0-0		0-1-0				
1-1-0	0-0-0	0-0-0		HOME		0-0-0		1-0-0		0-1-0				
0-0-0	0-0-0	0-0-0		AWAY		0-0-0		0-0-0		0-0-0				
0-0-0	0-0-0	0-0-0		NEUTRAL		0-0-0		0-0-0		0-0-0				
<hr/>														
RPI S	Opponent	Score	RPI S	Opponent	Score	RPI S	Opponent	Score	RPI S	Opponent	Score			
						91 A	Colgate	2 0	106 H	Miami (OH)	1 0			
						127 H	St. Bonaventure	2 3						
						195 H	Canisius	1 0						
						206 H	Bowling Green	1 2						
						208 A	Binghamton	1 0						
						250 H	Temple	3 0						
						259 H	Bucknell	1 0						
						270 H	IPFW	1 0						
						293 A	Niagara	2 0						
						<hr/>								
LAST 10 GAMES														
			106 H Miami (OH)			1 0			250 H Temple			3 0		
			206 H Bowling Green			1 2			127 H St. Bonaventure			2 3		
			195 H Canisius			1 0			91 A Colgate			2 0		
			293 A Niagara			2 0			259 H Bucknell			1 0		
			270 H IPFW			1 0			208 A Binghamton			1 0		

Non-Div. I Games:

Buffalo

Average RPI Win:	166	WON-LOST	WINNING	LAST 10	STRENGTH OF	OPP. STRENGTH	TEAM	ADJ	CONF.	ADJ CONF.		
Average RPI Loss:	85	RECORD	PCT. RANK	GAMES	SCHEDULE	OF SCHEDULE	RPI	RPI	RPI	RPI		
DIV. I ONLY		7-3-1	.68182	63	7-2-1	181	58	88	.55005	87	25	25
DIV. I NON-CONF.		6-3-1	.65	82	6-2-1	152	40	86	.55302	85	25	25
<hr/>												
TOTALS	RPI 1-25	RPI 26-50		W-L RECORDS		RPI 51-100		RPI 101-150		RPI 150+		
7-3-1	0-0-0	1-1-0		OVERALL		0-0-1		1-2-0		5-0-0		
3-1-1	0-0-0	0-1-0		HOME		0-0-1		0-0-0		3-0-0		
4-2-0	0-0-0	1-0-0		AWAY		0-0-0		1-2-0		2-0-0		
0-0-0	0-0-0	0-0-0		NEUTRAL		0-0-0		0-0-0		0-0-0		
6-3-1	0-0-0	1-1-0		NON-CONFERENCE		0-0-1		1-2-0		4-0-0		
3-1-1	0-0-0	0-1-0		HOME		0-0-1		0-0-0		3-0-0		
3-2-0	0-0-0	1-0-		AWAY		0-0-0		1-2-0		1-0-0		
0-0-0	0-0-0	0-0-0		NEUTRAL		0-0-0		0-0-0		0-0-0		
1-0-0	0-0-0	0-0-0		CONFERENCE		0-0-0		0-0-0		1-0-0		
0-0-0	0-0-0	0-0-0		HOME		0-0-0		0-0-0		0-0-0		
1-0-0	0-0-0	0-0-0		AWAY		0-0-0		0-0-0		1-0-0		
0-0-0	0-0-0	0-0-0		NEUTRAL		0-0-0		0-0-0		0-0-0		
<hr/>												
RPI	S	Opponent	Score	RPI	S	Opponent	Score	RPI	S	Opponent	Score	
32	A	Vanderbilt	2 1	77	H	Tulsa	0 0	105	A	Oklahoma	1 3	
37	H	Kansas	1 3					112	A	UALR	1 3	
								114	A	Arkansas	2 0	
								160	H	Oral Roberts	2 0	
								161	A	UT Martin	2 1	
								165	H	Saint Louis	1 0	
								261	H	UMKC	2 1	
								266	A	Indiana St.	1 0	
<hr/>												
LAST 10 GAMES												
165	H	Saint Louis	1 0	114	A	Arkansas	2 0					
266	A	Indiana St.	1 0	105	A	Oklahoma	1 3					
261	H	UMKC	2 1	37	H	Kansas	1 3					
160	H	Oral Roberts	2 0	32	A	Vanderbilt	2 1					
77	H	Tulsa	0 0	161	A	UT Martin	2 1					

Non-Div. I Games:

Missouri St.

Average RPI Win:	178	WON-LOST RECORD	WINNING PCT. RANK	LAST 10 GAMES	STRENGTH OF SCHEDULE	OPP. STRENGTH OF SCHEDULE	TEAM RPI	ADJ RPI	CONF. RPI	ADJ CONF. RPI	
DIV. I ONLY		2-2-3	.5 150	2-2-3	48	122	87	.54785	88	24 24	
DIV. I NON-CONF.		2-2-3	.5 148	2-2-3	47	122	88	.54785	90	24 24	
<hr/>											
TOTALS	RPI 1-25	RPI 26-50		W-L RECORDS	RPI 51-100		RPI 101-150		RPI 150+		
2-2-3	0-1-0	0-0-0		OVERALL	0-0-3		1-0-0		1-1-0		
1-1-1	0-0-0	0-0-0		HOME	0-0-1		0-0-0		1-1-0		
1-1-2	0-1-0	0-0-0		AWAY	0-0-2		1-0-0		0-0-0		
0-0-0	0-0-0	0-0-0		NEUTRAL	0-0-0		0-0-0		0-0-0		
<hr/>											
2-2-3	0-1-0	0-0-0		NON-CONFERENCE	0-0-3		1-0-0		1-1-0		
1-1-1	0-0-0	0-0-0		HOME	0-0-1		0-0-0		1-1-0		
1-1-2	0-1-0	0-0-		AWAY	0-0-2		1-0-0		0-0-0		
0-0-0	0-0-0	0-0-0		NEUTRAL	0-0-0		0-0-0		0-0-0		
<hr/>											
0-0-0	0-0-0	0-0-0		CONFERENCE	0-0-0		0-0-0		0-0-0		
0-0-0	0-0-0	0-0-0		HOME	0-0-0		0-0-0		0-0-0		
0-0-0	0-0-0	0-0-0		AWAY	0-0-0		0-0-0		0-0-0		
0-0-0	0-0-0	0-0-0		NEUTRAL	0-0-0		0-0-0		0-0-0		
<hr/>											
RPI S	Opponent	Score	RPI S	Opponent	Score	RPI S	Opponent	Score	RPI S	Opponent	Score
8	A Boston College	0 1				61	A Massachusetts	0 0	107	A Hofstra	1 0
						89	A Hartford	1 1	248	H Holy Cross	1 0
						100	H Syracuse	0 0	275	H Stony Brook	1 2
<hr/>											
LAST 10 GAMES											
89 A Hartford 1 1						107 A Hofstra 1 0					
275 H Stony Brook 1 2						8 A Boston College 0 1					
248 H Holy Cross 1 0											
100 H Syracuse 0 0											
61 A Massachusetts 0 0											

Non-Div. I Games:

Fairfield

Average RPI Win:	231	WON-LOST RECORD	WINNING PCT. RANK	LAST 10 GAMES	STRENGTH OF SCHEDULE	OPP. STRENGTH OF SCHEDULE	TEAM RPI	ADJ RPI	CONF. RPI	ADJ CONF. RPI		
Average RPI Loss:	0											
DIV. I ONLY		8-0-2	.9	11	8-0-2	287	155	90	.54668	89	20	20
DIV. I NON-CONF.		7-0-2	.88889	9	7-0-2	250	148	70	.56303	70	20	20
<hr/>												
TOTALS	RPI 1-25			RPI 26-50	W-L RECORDS		RPI 51-100			RPI 101-150		RPI 150+
8-0-2	0-0-0			0-0-0	OVERALL		0-0-1			0-0-1		8-0-0
3-0-1	0-0-0			0-0-0	HOME		0-0-1			0-0-0		3-0-0
5-0-1	0-0-0			0-0-0	AWAY		0-0-0			0-0-1		5-0-0
0-0-0	0-0-0			0-0-0	NEUTRAL		0-0-0			0-0-0		0-0-0
7-0-2	0-0-0			0-0-0	NON-CONFERENCE		0-0-1			0-0-1		7-0-0
3-0-1	0-0-0			0-0-0	HOME		0-0-1			0-0-0		3-0-0
4-0-1	0-0-0			0-0-	AWAY		0-0-0			0-0-1		4-0-0
0-0-0	0-0-0			0-0-0	NEUTRAL		0-0-0			0-0-0		0-0-0
1-0-0	0-0-0			0-0-0	CONFERENCE		0-0-0			0-0-0		1-0-0
0-0-0	0-0-0			0-0-0	HOME		0-0-0			0-0-0		0-0-0
1-0-0	0-0-0			0-0-0	AWAY		0-0-0			0-0-0		1-0-0
0-0-0	0-0-0			0-0-0	NEUTRAL		0-0-0			0-0-0		0-0-0
RPI	S	Opponent	Score	RPI	S	Opponent	Score	RPI	S	Opponent	Score	
						88	H	Fairfield	1	1		

Non-Div. I Games:

Hartford

Average RPI Win: 186		WON-LOST	WINNING	LAST 10	STRENGTH OF	OPP. STRENGTH	TEAM	ADJ	CONF.	ADJ CONF.							
Average RPI Loss: 78		RECORD	PCT. RANK	GAMES	SCHEDULE	OF SCHEDULE	RPI	RPI	RPI	RPI							
DIV. I ONLY		5-4-0	.55556	126	5-4-0	70	174	89	.54581	90	10	10					
DIV. I NON-CONF.		5-3-0	.625	95	5-3-0	113	178	94	.54197	95	10	10					

TOTALS		RPI 1-25		RPI 26-50		W-L RECORDS		RPI 51-100		RPI 101-150		RPI 150+					
5-4-0		0-1-0		0-1-0		OVERALL		0-0-0		2-2-0		3-0-0					
5-0-0		0-0-0		0-0-0		HOME		0-0-0		2-0-0		3-0-0					
0-4-0		0-1-0		0-1-0		AWAY		0-0-0		0-2-0		0-0-0					
0-0-0		0-0-0		0-0-0		NEUTRAL		0-0-0		0-0-0		0-0-0					
5-3-0		0-0-0		0-1-0		NON-CONFERENCE		0-0-0		2-2-0		3-0-0					
5-0-0		0-0-0		0-0-0		HOME		0-0-0		2-0-0		3-0-0					
0-3-0		0-0-0		0-0-		AWAY		0-0-0		0-2-0		0-0-0					
0-0-0		0-0-0		0-0-0		NEUTRAL		0-0-0		0-0-0		0-0-0					
0-1-0		0-1-0		0-0-0		CONFERENCE		0-0-0		0-0-0		0-0-0					
0-0-0		0-0-0		0-0-0		HOME		0-0-0		0-0-0		0-0-0					
0-1-0		0-1-0		0-0-0		AWAY		0-0-0		0-0-0		0-0-0					
0-0-0		0-0-0		0-0-0		NEUTRAL		0-0-0		0-0-0		0-0-0					
RPI	S	Opponent		Score		RPI	S	Opponent		Score		RPI	S	Opponent		Score	
22	A	Dayton		1 2		33	A	Ohio St.		0 1		106	H	Miami (OH)		2 1	
												108	A	Indiana		0 1	
												145	H	Austin Peay		1 0	
												149	A	Cincinnati		0 1	
												202	H	Ball St.		1 0	
												216	H	Eastern Ky.		1 0	
												260	H	Evansville		1 0	

LAST 10 GAMES																	
108	A	Indiana		0 1		22	A	Dayton		1 2							
202	H	Ball St.		1 0		145	H	Austin Peay		1 0							
260	H	Evansville		1 0		216	H	Eastern Ky.		1 0							
106	H	Miami (OH)		2 1		33	A	Ohio St.		0 1							
149	A	Cincinnati		0 1													

Non-Div. I Games:

Xavier

Average RPI Win:	166	WON-LOST RECORD	WINNING PCT. RANK	LAST 10 GAMES	STRENGTH OF SCHEDULE	OPP. STRENGTH OF SCHEDULE	TEAM RPI	ADJ RPI	CONF. RPI	ADJ CONF. RPI	
Average RPI Loss:	68										
DIV. I ONLY	4-4-2	.5	150	4-4-1	67	107	94	.54491	92	11	11
DIV. I NON-CONF.	3-3-2	.5	148	3-3-1	75	91	104	.53882	100	11	11
<hr/>											
TOTALS	RPI 1-25	RPI 26-50		W-L RECORDS	RPI 51-100		RPI 101-150		RPI 150+		
4-4-2	0-0-0	0-1-1		OVERALL	1-3-0		1-0-1		2-0-0		
3-2-1	0-0-0	0-0-1		HOME	1-2-0		0-0-0		2-0-0		
1-2-1	0-0-0	0-1-0		AWAY	0-1-0		1-0-1		0-0-0		
0-0-0	0-0-0	0-0-0		NEUTRAL	0-0-0		0-0-0		0-0-0		
<hr/>											
3-3-2	0-0-0	0-1-1		NON-CONFERENCE	1-2-0		0-0-1		2-0-0		
3-2-1	0-0-0	0-0-1		HOME	1-2-0		0-0-0		2-0-0		
0-1-1	0-0-0	0-0-		AWAY	0-0-0		0-0-1		0-0-0		
0-0-0	0-0-0	0-0-0		NEUTRAL	0-0-0		0-0-0		0-0-0		
<hr/>											
1-1-0	0-0-0	0-0-0		CONFERENCE	0-1-0		1-0-0		0-0-0		
0-0-0	0-0-0	0-0-0		HOME	0-0-0		0-0-0		0-0-0		
1-1-0	0-0-0	0-0-0		AWAY	0-1-0		1-0-0		0-0-0		
0-0-0	0-0-0	0-0-0		NEUTRAL	0-0-0		0-0-0		0-0-0		
<hr/>											
RPI S	Opponent	Score	RPI S	Opponent	Score	RPI S	Opponent	Score	RPI S	Opponent	Score
			29 H	Maryland	0 0	58 H	Richmond	2 0	107 A	Hofstra	4 3
			31 A	Georgetown	0 2	59 H	Virginia Tech	1 3	139 A	Villanova	1 1
						85 A	Northeastern	2 4	223 H	Pittsburgh	6 0
						98 H	Penn	0 1	275 H	Stony Brook	1 0
<hr/>											
LAST 10 GAMES											
			31 A	Georgetown	0 2	85 A	Northeastern	2 4			
			58 H	Richmond	2 0	107 A	Hofstra	4 3			
			275 H	Stony Brook	1 0	98 H	Penn	0 1			
			223 H	Pittsburgh	6 0	29 H	Maryland	0 0			
			59 H	Virginia Tech	1 3	139 A	Villanova	1 1			

Non-Div. I Games:

James Madison

Minnesota

Through Games Of Sept. 26, 2011

Average RPI Win: 160		WON-LOST RECORD		WINNING PCT. RANK		LAST 10 GAMES		STRENGTH OF SCHEDULE		OPP. STRENGTH OF SCHEDULE		TEAM RPI		ADJ RPI		CONF. RPI		ADJ CONF. RPI	
DIV. I ONLY		4-6-1		.40909 204		4-5-1		31		103		92		.54317 93		5		6	
DIV. I NON-CONF.		3-5-0		.375 214		3-4-0		58		97		135		.51254 135		5		5	
TOTALS		RPI 1-25		RPI 26-50		W-L RECORDS		RPI 51-100		RPI 101-150		RPI 150+							
4-6-1		0-1-0		0-2-1		OVERALL		1-1-0		1-2-0		2-0-0							
1-2-1		0-1-0		0-1-1		HOME		0-0-0		0-0-0		1-0-0							
3-4-0		0-0-0		0-1-0		AWAY		1-1-0		1-2-0		1-0-0							
0-0-0		0-0-0		0-0-0		NEUTRAL		0-0-0		0-0-0		0-0-0							
3-5-0		0-1-0		0-2-0		NON-CONFERENCE		0-0-0		1-2-0		2-0-0							
1-2-0		0-1-0		0-1-0		HOME		0-0-0		0-0-0		1-0-0							
2-3-0		0-0-0		0-0-		AWAY		0-0-0		1-2-0		1-0-0							
0-0-0		0-0-0		0-0-0		NEUTRAL		0-0-0		0-0-0		0-0-0							
1-1-1		0-0-0		0-0-1		CONFERENCE		1-1-0		0-0-0		0-0-0							
0-0-1		0-0-0		0-0-1		HOME		0-0-0		0-0-0		0-0-0							
1-1-0		0-0-0		0-0-0		AWAY		1-1-0		0-0-0		0-0-0							
0-0-0		0-0-0		0-0-0		NEUTRAL		0-0-0		0-0-0		0-0-0							
RPI	S	Opponent		Score		RPI	S	Opponent		Score		RPI	S	Opponent		Score			
10	H	Milwaukee		0 1		29	A	Maryland		0 1		52	A	Michigan St.		0 3			
						33	H	Ohio St.		1 1		83	A	Michigan		3 2			
						47	H	Georgia		1 2									
														109 A San Diego St.		1 2			
														141 A DePaul		1 2			
														147 A UC Santa Barbara		1 0			
														184 A Illinois St.		1 0			
														224 H South Dakota St.		5 0			
LAST 10 GAMES																			
184	A	Illinois St.		1 0		52	A	Michigan St.		0 3									
10	H	Milwaukee		0 1		83	A	Michigan		3 2									
47	H	Georgia		1 2		33	H	Ohio St.		1 1									
147	A	UC Santa Barbara		1 0		141	A	DePaul		1 2									
109	A	San Diego St.		1 2		224	H	South Dakota St.		5 0									

Non-Div. I Games:

Minnesota

Average RPI Win: 201		WON-LOST RECORD		WINNING PCT. RANK		LAST 10 GAMES		STRENGTH OF SCHEDULE		OPP. STRENGTH OF SCHEDULE		TEAM RPI		ADJ RPI		CONF. RPI		ADJ CONF. RPI	
DIV. I ONLY		8-2-1		.77273 27		7-2-1		223		184		93		.54287 94		8		8	
DIV. I NON-CONF.		6-2-1		.72222 57		5-2-1		223		189		115		.52549 117		8		8	
TOTALS		RPI 1-25		RPI 26-50		W-L RECORDS		RPI 51-100		RPI 101-150		RPI 150+							
8-2-1		0-0-0		0-0-0		OVERALL		1-1-0		1-1-0		6-0-1							
7-0-0		0-0-0		0-0-0		HOME		1-0-0		1-0-0		5-0-0							
1-2-1		0-0-0		0-0-0		AWAY		0-1-0		0-1-0		1-0-1							
0-0-0		0-0-0		0-0-0		NEUTRAL		0-0-0		0-0-0		0-0-0							
6-2-1		0-0-0		0-0-0		NON-CONFERENCE		0-1-0		1-1-0		5-0-1							
5-0-0		0-0-0		0-0-0		HOME		0-0-0		1-0-0		4-0-0							
1-2-1		0-0-0		0-0-		AWAY		0-1-0		0-1-0		1-0-1							
0-0-0		0-0-0		0-0-0		NEUTRAL		0-0-0		0-0-0		0-0-0							
2-0-0		0-0-0		0-0-0		CONFERENCE		1-0-0		0-0-0		1-0-0							
2-0-0		0-0-0		0-0-0		HOME		1-0-0		0-0-0		1-0-0							
0-0-0		0-0-0		0-0-0		AWAY		0-0-0		0-0-0		0-0-0							
0-0-0		0-0-0		0-0-0		NEUTRAL		0-0-0		0-0-0		0-0-0							
RPI	S	Opponent		Score		RPI	S	Opponent		Score		RPI	S	Opponent		Score			

Non-Div. I Games:

UTEP

Average RPI Win: 145		WON-LOST	WINNING	LAST 10	STRENGTH OF		OPP. STRENGTH	TEAM	ADJ		CONF.	ADJ CONF.			
Average RPI Loss: 36		RECORD	PCT. RANK	GAMES	SCHEDULE		OF SCHEDULE	RPI	RPI		RPI	RPI			
DIV. I ONLY		4-4-3	.5	150	3-4-2		94	30	96		.54257	95			
DIV. I NON-CONF.		2-4-1	.35714	229	1-4-0		37	83	113		.52681	112			
TOTALS		RPI 1-25	RPI 26-50		W-L RECORDS		RPI 51-100		RPI 101-150		RPI 150+				
4-4-3		0-1-0	1-2-0		OVERALL		0-1-1		1-0-1		2-0-1				
0-3-1		0-0-0	0-2-0		HOME		0-1-0		0-0-1		0-0-0				
3-1-2		0-1-0	1-0-0		AWAY		0-0-1		1-0-0		1-0-1				
1-0-0		0-0-0	0-0-0		NEUTRAL		0-0-0		0-0-0		1-0-0				
2-4-1		0-1-0	0-2-0		NON-CONFERENCE		0-1-0		0-0-0		2-0-1				
0-3-0		0-0-0	0-2-0		HOME		0-1-0		0-0-0		0-0-0				
1-1-1		0-1-0	0-0-		AWAY		0-0-0		0-0-0		1-0-1				
1-0-0		0-0-0	0-0-0		NEUTRAL		0-0-0		0-0-0		1-0-0				
2-0-2		0-0-0	1-0-0		CONFERENCE		0-0-1		1-0-1		0-0-0				
0-0-1		0-0-0	0-0-0		HOME		0-0-0		0-0-1		0-0-0				
2-0-1		0-0-0	1-0-0		AWAY		0-0-1		1-0-0		0-0-0				
0-0-0		0-0-0	0-0-0		NEUTRAL		0-0-0		0-0-0		0-0-0				
RPI S	Opponent	Score		RPI S	Opponent	Score		RPI S	Opponent	Score		RPI S	Opponent	Score	
12 A	Kentucky	0	2	35 A	Notre Dame	1	0	54 A	Connecticut	2	2	141 H	DePaul	1	1
				36 H	Baylor	0	3	55 H	Illinois	1	2	143 A	Providence	1	0
				42 H	Central Mich.	0	1					185 N	Butler	1	0
												190 A	Toledo	1	1
												216 A	Eastern Ky.	5	0
LAST 10 GAMES															
				185 N	Butler	1	0	143 A	Providence	1	0				
				12 A	Kentucky	0	2	54 A	Connecticut	2	2				
				42 H	Central Mich.	0	1	141 H	DePaul	1	1				
				36 H	Baylor	0	3	35 A	Notre Dame	1	0				
				55 H	Illinois	1	2	190 A	Toledo	1	1				

Non-Div. I Games:

Louisville

Average RPI Win: 164		WON-LOST	WINNING	LAST 10	STRENGTH OF		OPP. STRENGTH	TEAM	ADJ		CONF.	ADJ CONF.					
Average RPI Loss: 52		RECORD	PCT. RANK	GAMES	SCHEDULE		OF SCHEDULE	RPI	RPI		RPI	RPI					
DIV. I ONLY		4-5-0	.44444	192	4-5-0		53	82	100	.54026	96	4	4				
DIV. I NON-CONF.		4-4-0	.5	148	4-4-0		64	96	100	.53984	98	4	4				

TOTALS		RPI 1-25		RPI 26-50		W-L RECORDS		RPI 51-100		RPI 101-150		RPI 150+					
4-5-0		0-2-0		1-0-0		OVERALL		0-2-0		1-1-0		2-0-0					
3-1-0		0-0-0		1-0-0		HOME		0-1-0		1-0-0		1-0-0					
0-3-0		0-2-0		0-0-0		AWAY		0-0-0		0-1-0		0-0-0					
1-1-0		0-0-0		0-0-0		NEUTRAL		0-1-0		0-0-0		1-0-0					
4-4-0		0-1-0		1-0-0		NON-CONFERENCE		0-2-0		1-1-0		2-0-0					
3-1-0		0-0-0		1-0-0		HOME		0-1-0		1-0-0		1-0-0					
0-2-0		0-1-0		0-0-		AWAY		0-0-0		0-1-0		0-0-0					
1-1-0		0-0-0		0-0-0		NEUTRAL		0-1-0		0-0-0		1-0-0					
0-1-0		0-1-0		0-0-0		CONFERENCE		0-0-0		0-0-0		0-0-0					
0-0-0		0-0-0		0-0-0		HOME		0-0-0		0-0-0		0-0-0					
0-1-0		0-1-0		0-0-0		AWAY		0-0-0		0-0-0		0-0-0					
0-0-0		0-0-0		0-0-0		NEUTRAL		0-0-0		0-0-0		0-0-0					
RPI	S	Opponent		Score		RPI	S	Opponent		Score		RPI	S	Opponent		Score	
7	A	Virginia		0	3	46	H	South Carolina		1	0	65	N	Texas Tech		0	5
17	A	California		0	1							69	H	Missouri		0	1
												104	A	Old Dominion		1	3
												105	H	Oklahoma		3	0
												209	N	Pacific		1	0
												297	H	Northern Ariz.		7	0

Non-Div. I Games:

Arizona St.

Average RPI Win:		213	WON-LOST RECORD		WINNING PCT. RANK		LAST 10 GAMES		STRENGTH OF SCHEDULE		OPP. STRENGTH OF SCHEDULE		TEAM RPI		ADJ RPI		CONF. RPI		ADJ CONF. RPI						
Average RPI Loss:		38																							
DIV. I ONLY			6-5-1	.54167	148	4-5-1			86	142			99	.5401	97	3	3								
DIV. I NON-CONF.			6-3-1	.65	82	4-3-1			102	184			84	.55391	84	3	3								
TOTALS		RPI 1-25		RPI 26-50			W-L RECORDS			RPI 51-100			RPI 101-150			RPI 150+									
6-5-1		0-2-0		0-2-0			OVERALL			1-1-0			0-0-0			5-0-1									
3-0-0		0-0-0		0-0-0			HOME			0-0-0			0-0-0			3-0-0									
2-3-1		0-1-0		0-1-0			AWAY			0-1-0			0-0-0			2-0-1									
1-2-0		0-1-0		0-1-0			NEUTRAL			1-0-0			0-0-0			0-0-0									
6-3-1		0-1-0		0-2-0			NON-CONFERENCE			1-0-0			0-0-0			5-0-1									
3-0-0		0-0-0		0-0-0			HOME			0-0-0			0-0-0			3-0-0									
2-1-1		0-0-0		0-0-			AWAY			0-0-0			0-0-0			2-0-1									
1-2-0		0-1-0		0-1-0			NEUTRAL			1-0-0			0-0-0			0-0-0									
0-2-0		0-1-0		0-0-0			CONFERENCE			0-1-0			0-0-0			0-0-0									
0-0-0		0-0-0		0-0-0			HOME			0-0-0			0-0-0			0-0-0									
0-2-0		0-1-0		0-0-0			AWAY			0-1-0			0-0-0			0-0-0									
0-0-0		0-0-0		0-0-0			NEUTRAL			0-0-0			0-0-0			0-0-0									
RPI	S	Opponent		Score		RPI	S	Opponent		Score		RPI	S	Opponent		Score		RPI	S	Opponent		Score			
10	N	Milwaukee		0	2	47	N	Georgia		0	2	53	N	Washington		2	0	190	A	Toledo		2	1		
20	A	Texas A&M		1	3	49	A	Iowa		1	4	63	A	Texas		1	2	224	H	South Dakota St.		1	0		
																		244 H Loyola (IL)						4	0
																		258 A Green Bay						0	0
																		268 A Drake						2	0
																		296 H Northern Ill.						2	0
						LAST 10 GAMES																			
						49 A Iowa	1	4	63 A Texas	1	2														
						47 N Georgia	0	2	20 A Texas A&M	1	3														
						10 N Milwaukee	0	2	190 A Toledo	2	1														
						53 N Washington	2	0	224 H South Dakota St.	1	0														
						258 A Green Bay	0	0	244 H Loyola (IL)	4	0														

Non-Div. I Games:

Iowa St.

Average RPI Win:	186	WON-LOST	WINNING	LAST 10	STRENGTH OF	OPP. STRENGTH	TEAM	ADJ	CONF.	ADJ CONF.		
Average RPI Loss:	106	RECORD	PCT. RANK	GAMES	SCHEDULE	OF SCHEDULE	RPI	RPI	RPI	RPI		
DIV. I ONLY		6-2-0	.75	31	6-2-0	234	113	98	.5394	98	12	12
DIV. I NON-CONF.		6-1-0	.85714	22	6-1-0	241	131	72	.55997	76	12	12
<hr/>												
TOTALS	RPI 1-25	RPI 26-50		W-L RECORDS		RPI 51-100		RPI 101-150		RPI 150+		
6-2-0	0-0-0	0-0-0		OVERALL		1-1-0		1-1-0		4-0-0		
4-0-0	0-0-0	0-0-0		HOME		0-0-0		0-0-0		4-0-0		
2-2-0	0-0-0	0-0-0		AWAY		1-1-0		1-1-0		0-0-0		
0-0-0	0-0-0	0-0-0		NEUTRAL		0-0-0		0-0-0		0-0-0		
6-1-0	0-0-0	0-0-0		NON-CONFERENCE		1-0-0		1-1-0		4-0-0		
4-0-0	0-0-0	0-0-0		HOME		0-0-0		0-0-0		4-0-0		
2-1-0	0-0-0	0-0-		AWAY		1-0-0		1-1-0		0-0-0		
0-0-0	0-0-0	0-0-0		NEUTRAL		0-0-0		0-0-0		0-0-0		
0-1-0	0-0-0	0-0-0		CONFERENCE		0-1-0		0-0-0		0-0-0		
0-0-0	0-0-0	0-0-0		HOME		0-0-0		0-0-0		0-0-0		
0-1-0	0-0-0	0-0-0		AWAY		0-1-0		0-0-0		0-0-0		
0-0-0	0-0-0	0-0-0		NEUTRAL		0-0-0		0-0-0		0-0-0		
RPI	S	Opponent	Score	RPI	S	Opponent	Score	RPI	S	Opponent	Score	
						81 A Harvard	0 2	130 A George Mason		2 3		
						92 A James Madison	1 0	139 A Villanova		1 0		
								153 H Delaware		2 0		
								189 H Saint Joseph's		2 0		
								240 H Youngstown St.		3 0		
								303 H UMBC		3 0		
											</	

Non-Div. I Games:

Penn

Average RPI Win:	203	WON-LOST	WINNING	LAST 10	STRENGTH OF	OPP. STRENGTH	TEAM	ADJ	CONF.	ADJ CONF.		
Average RPI Loss:	86	RECORD	PCT. RANK	GAMES	SCHEDULE	OF SCHEDULE	RPI	RPI	RPI	RPI		
DIV. I ONLY		5-3-1	.61111	97	5-3-1	135	128	101	.53856	99	8	8
DIV. I NON-CONF.		5-1-1	.78571	33	5-1-1	159	117	63	.57179	63	8	8

TOTALS	RPI 1-25	RPI 26-50		W-L RECORDS		RPI 51-100		RPI 101-150		RPI 150+		
5-3-1	0-0-0	0-1-1		OVERALL		0-1-0		1-1-0		4-0-0		
1-1-1	0-0-0	0-1-1		HOME		0-0-0		0-0-0		1-0-0		
4-2-0	0-0-0	0-0-0		AWAY		0-1-0		1-1-0		3-0-0		
0-0-0	0-0-0	0-0-0		NEUTRAL		0-0-0		0-0-0		0-0-0		
5-1-1	0-0-0	0-1-1		NON-CONFERENCE		0-0-0		1-0-0		4-0-0		
1-1-1	0-0-0	0-1-1		HOME		0-0-0		0-0-0		1-0-0		
4-0-0	0-0-0	0-0-		AWAY		0-0-0		1-0-0		3-0-0		
0-0-0	0-0-0	0-0-0		NEUTRAL		0-0-0		0-0-0		0-0-0		
0-2-0	0-0-0	0-0-0		CONFERENCE		0-1-0		0-1-0		0-0-0		
0-0-0	0-0-0	0-0-0		HOME		0-0-0		0-0-0		0-0-0		
0-2-0	0-0-0	0-0-0		AWAY		0-1-0		0-1-0		0-0-0		
0-0-0	0-0-0	0-0-0		NEUTRAL		0-0-0		0-0-0		0-0-0		
RPI	S	Opponent	Score	RPI	S	Opponent	Score	RPI	S	Opponent	Score	
46	H	South Carolina	0 4	94	A	UTEP	2 3	104	A	Old Dominion	4 1	
48	H	William & Mary	2 2					119	A	Colorado Col.	0 2	
								154	A	Charlotte	3 1	
								210	A	Davidson	2 1	
								269	H	UNC Wilmington	2 0	
								276	A	Francis Marion	2 0	

LAST 10 GAMES												
94	A	UTEP	2 3	276	A	Francis Marion	2 0					
119	A	Colorado Col.	0 2	48	H	William & Mary	2 2					
104	A	Old Dominion	4 1	154	A	Charlotte	3 1					
46	H	South Carolina	0 4	210	A	Davidson	2 1					
				269	H	UNC Wilmington	2 0					

Non-Div. I Games:

East Carolina

Average RPI Win: 132		WON-LOST RECORD		WINNING PCT. RANK		LAST 10 GAMES		STRENGTH OF SCHEDULE		OPP. STRENGTH OF SCHEDULE		TEAM RPI		ADJ RPI		CONF. RPI		ADJ CONF. RPI					
DIV. I ONLY		3-4-3		.45 185		3-4-3		44		121		95		.5385 100		7		7					
DIV. I NON-CONF.		1-2-3		.41667 199		1-2-3		22		203		96		.54062 96		7		7					
TOTALS		RPI 1-25		RPI 26-50		W-L RECORDS		RPI 51-100		RPI 101-150		RPI 150+											
3-4-3		0-0-1		0-1-0		OVERALL		0-1-1		3-0-1		0-2-0											
2-1-0		0-0-0		0-1-0		HOME		0-0-0		2-0-0		0-0-0											
1-2-2		0-0-1		0-0-0		AWAY		0-1-1		1-0-0		0-1-0											
0-1-1		0-0-0		0-0-0		NEUTRAL		0-0-0		0-0-1		0-1-0											
1-2-3		0-0-1		0-0-0		NON-CONFERENCE		0-0-1		1-0-1		0-2-0											
0-0-0		0-0-0		0-0-0		HOME		0-0-0		0-0-0		0-0-0											
1-1-2		0-0-1		0-0-		AWAY		0-0-1		1-0-0		0-1-0											
0-1-1		0-0-0		0-0-0		NEUTRAL		0-0-0		0-0-1		0-1-0											
2-2-0		0-0-0		0-1-0		CONFERENCE		0-1-0		2-0-0		0-0-0											
2-1-0		0-0-0		0-1-0		HOME		0-0-0		2-0-0		0-0-0											
0-1-0		0-0-0		0-0-0		AWAY		0-1-0		0-0-0		0-0-0											
0-0-0		0-0-0		0-0-0		NEUTRAL		0-0-0		0-0-0		0-0-0											
RPI	S	Opponent		Score		RPI	S	Opponent		Score		RPI	S	Opponent		Score							
8	A	Boston College		0 0		31	H	Georgetown		1 3		54	A	Connecticut		0 1							
												88	A	Fairfield		0 0							
														111 N Central Conn. St.		2 2							
														113 A Fla. Gulf Coast		1 0							
														139 H Villanova		1 0							
														143 H Providence		1 0							
														196 A Rhode Island		1 2							
														272 N Robert Morris		0 1							
						LAST 10 GAMES																	
						139	H	Villanova		1 0		54	A	Connecticut		0 1							
						31	H	Georgetown		1 3		111	N	Central Conn. St.		2 2							
						143	H	Providence		1 0		88	A	Fairfield		0 0							
						113	A	Fla. Gulf Coast		1 0		196	A	Rhode Island		1 2							
						272	N	Robert Morris		0 1		8	A	Boston College		0 0							

Non-Div. I Games:

Syracuse

Average RPI Win:	196	WON-LOST	WINNING		LAST 10	STRENGTH OF	OPP. STRENGTH	TEAM	ADJ	CONF.	ADJ CONF.			
Average RPI Loss:	112	RECORD	PCT. RANK		GAMES	SCHEDULE	OF SCHEDULE	RPI	RPI	RPI	RPI			
DIV. I ONLY		7-3-0	.7	52	6-3-0	200	101	97	.5381	101	15	15		
DIV. I NON-CONF.		6-2-0	.75	40	5-2-0	206	89	90	.54587	92	16	16		

TOTALS	RPI 1-25	RPI 26-50		W-L RECORDS		RPI 51-100		RPI 101-150		RPI 150+				
7-3-0	0-1-0	0-0-0		OVERALL		0-0-0		1-1-0		6-1-0				
5-1-0	0-0-0	0-0-0		HOME		0-0-0		1-1-0		4-0-0				
2-1-0	0-1-0	0-0-0		AWAY		0-0-0		0-0-0		2-0-0				
0-1-0	0-0-0	0-0-0		NEUTRAL		0-0-0		0-0-0		0-1-0				
6-2-0	0-1-0	0-0-0		NON-CONFERENCE		0-0-0		1-0-0		5-1-0				
4-0-0	0-0-0	0-0-0		HOME		0-0-0		1-0-0		3-0-0				
2-1-0	0-1-0	0-0-		AWAY		0-0-0		0-0-0		2-0-0				
0-1-0	0-0-0	0-0-0		NEUTRAL		0-0-0		0-0-0		0-1-0				
1-1-0	0-0-0	0-0-0		CONFERENCE		0-0-0		0-1-0		1-0-0				
1-1-0	0-0-0	0-0-0		HOME		0-0-0		0-1-0		1-0-0				
0-0-0	0-0-0	0-0-0		AWAY		0-0-0		0-0-0		0-0-0				
0-0-0	0-0-0	0-0-0		NEUTRAL		0-0-0		0-0-0		0-0-0				
RPI	S	Opponent	Score		RPI	S	Opponent	Score		RPI	S	Opponent	Score	
17	A	California	1	5						106	H	Miami (OH)	1	2
										127	H	St. Bonaventure	1	0
										152	H	Cleveland St.	3	2
										162	A	Morehead St.	1	0
										198	A	Duquesne	1	0
										206	H	Bowling Green	1	0
										213	N	San Francisco	1	4
										240	H	Youngstown St.	6	1
										285	H	IUPUI	4	0

LAST 10 GAMES														
206	H	Bowling Green	1	0	198	A	Duquesne	1	0					
106	H	Miami (OH)	1	2	240	H	Youngstown St.	6	1					
285	H	IUPUI	4	0	213	N	San Francisco	1	4					
127	H	St. Bonaventure	1	0	17	A	California	1	5					
152	H	Cleveland St.	3	2	162	A	Morehead St.	1	0					

Non-Div. I Games:

Kent St.

Average RPI Win:	199	WON-LOST	WINNING	LAST 10	STRENGTH OF	OPP. STRENGTH	TEAM	ADJ	CONF.	ADJ CONF.				
Average RPI Loss:	26	RECORD	PCT. RANK	GAMES	SCHEDULE	OF SCHEDULE	RPI	RPI	RPI	RPI				
DIV. I ONLY		7-3-2	.66667	72	7-2-1	172	139	102	.53633	102	16	16		
DIV. I NON-CONF.		7-3-2	.66667	76	7-2-1	163	136	102	.53633	105	15	15		
<hr/>														
TOTALS	RPI 1-25	RPI 26-50		W-L RECORDS		RPI 51-100		RPI 101-150		RPI 150+				
7-3-2	0-1-0	0-2-0		OVERALL		0-0-0		1-0-0		6-0-2				
5-1-0	0-1-0	0-0-0		HOME		0-0-0		1-0-0		4-0-0				
2-2-2	0-0-0	0-2-0		AWAY		0-0-0		0-0-0		2-0-2				
0-0-0	0-0-0	0-0-0		NEUTRAL		0-0-0		0-0-0		0-0-0				
7-3-2	0-1-0	0-2-0		NON-CONFERENCE		0-0-0		1-0-0		6-0-2				
5-1-0	0-1-0	0-0-0		HOME		0-0-0		1-0-0		4-0-0				
2-2-2	0-0-0	0-0-		AWAY		0-0-0		0-0-0		2-0-2				
0-0-0	0-0-0	0-0-0		NEUTRAL		0-0-0		0-0-0		0-0-0				
0-0-0	0-0-0	0-0-0		CONFERENCE		0-0-0		0-0-0		0-0-0				
0-0-0	0-0-0	0-0-0		HOME		0-0-0		0-0-0		0-0-0				
0-0-0	0-0-0	0-0-0		AWAY		0-0-0		0-0-0		0-0-0				
0-0-0	0-0-0	0-0-0		NEUTRAL		0-0-0		0-0-0		0-0-0				
<hr/>														
RPI	S	Opponent	Score		RPI	S	Opponent	Score		RPI	S	Opponent	Score	
19	H	Miami (FL)	1	2	29	A	Maryland	0	3	124	H	Texas St.	3	0
					30	A	North Carolina St.	0	1	164	H	Bryant	5	2
										166	H	Monmouth	2	1
										177	A	Charleston So.	1	0
										210	H	Davidson	1	0
										247	A	High Point	0	0
										273	A	Citadel	2	1
										276	H	Francis Marion	1	0
										303	A	UMBC	0	0
<hr/>														
LAST 10 GAMES														
276	H	Francis Marion	1	0	19	H	Miami (FL)	1	2					
303	A	UMBC	0	0	210	H	Davidson	1	0					
166	H	Monmouth	2	1	164	H	Bryant	5	2					
29	A	Maryland	0	3	273	A	Citadel	2	1					
124	H	Texas St.	3	0	177	A	Charleston So.	1	0					

Non-Div. I Games:

Navy

Average RPI Win:		201	WON-LOST RECORD		WINNING PCT. RANK		LAST 10 GAMES		STRENGTH OF SCHEDULE		OPP. STRENGTH OF SCHEDULE		TEAM RPI		ADJ RPI		CONF. RPI		ADJ CONF. RPI				
DIV. I ONLY			2-7-0		.22222 281		2-7-0		4		75		106		.53292 103		19		18				
DIV. I NON-CONF.			1-6-0		.14286 300		1-6-0		2		17		91		.54803 89		19		18				
TOTALS		RPI 1-25		RPI 26-50		W-L RECORDS		RPI 51-100		RPI 101-150		RPI 150+											
2-7-0		0-4-0		0-1-0		OVERALL		0-1-0		1-1-0		1-0-0											
1-5-0		0-2-0		0-1-0		HOME		0-1-0		0-1-0		1-0-0											
1-1-0		0-1-0		0-0-0		AWAY		0-0-0		1-0-0		0-0-0											
0-1-0		0-1-0		0-0-0		NEUTRAL		0-0-0		0-0-0		0-0-0											
1-6-0		0-4-0		0-1-0		NON-CONFERENCE		0-1-0		1-0-0		0-0-0											
0-4-0		0-2-0		0-1-0		HOME		0-1-0		0-0-0		0-0-0											
1-1-0		0-1-0		0-0-		AWAY		0-0-0		1-0-0		0-0-0											
0-1-0		0-1-0		0-0-0		NEUTRAL		0-0-0		0-0-0		0-0-0											
1-1-0		0-0-0		0-0-0		CONFERENCE		0-0-0		0-1-0		1-0-0											
1-1-0		0-0-0		0-0-0		HOME		0-0-0		0-1-0		1-0-0											
0-0-0		0-0-0		0-0-0		AWAY		0-0-0		0-0-0		0-0-0											
0-0-0		0-0-0		0-0-0		NEUTRAL		0-0-0		0-0-0		0-0-0											
RPI	S	Opponent		Score		RPI	S	Opponent		Score		RPI	S	Opponent		Score							
2	H	Wake Forest		0	5	47	H	Georgia		1	4	59	H	Virginia Tech		0	4	123	H	Samford	0	1	
3	A	Duke		0	2													130	A	George Mason	4	1	
15	N	North Carolina		0	2													271	H	Chattanooga	6	1	
24	H	Tennessee		0	2																		
						LAST 10 GAMES																	
						123	H	Samford		0	1	3	A	Duke		0	2						
						271	H	Chattanooga		6	1	15	N	North Carolina		0	2						
						47	H	Georgia		1	4	24	H	Tennessee		0	2						
						59	H	Virginia Tech		0	4	130	A	George Mason		4	1						
												2	H	Wake Forest		0	5						

Non-Div. I Games:

UNC Greensboro

Average RPI Win:		196	WON-LOST RECORD		WINNING PCT. RANK		LAST 10 GAMES		STRENGTH OF SCHEDULE		OPP. STRENGTH OF SCHEDULE		TEAM RPI		ADJ RPI		CONF. RPI		ADJ CONF. RPI					
Average RPI Loss:		65																						
DIV. I ONLY			4-4-2		.5		150		4-4-2		83		123		107		.53216		104		11		11	
DIV. I NON-CONF.			3-4-1		.4375		193		3-4-1		61		105		116		.52552		115		11		11	
TOTALS			RPI 1-25		RPI 26-50		W-L RECORDS		RPI 51-100		RPI 101-150		RPI 150+											
4-4-2			0-0-0		0-1-0		OVERALL		1-3-1		0-0-1		3-0-0											
3-1-2			0-0-0		0-0-0		HOME		1-1-1		0-0-1		2-0-0											
0-3-0			0-0-0		0-1-0		AWAY		0-2-0		0-0-0		0-0-0											
1-0-0			0-0-0		0-0-0		NEUTRAL		0-0-0		0-0-0		1-0-0											
3-4-1			0-0-0		0-1-0		NON-CONFERENCE		1-3-1		0-0-0		2-0-0											
2-1-1			0-0-0		0-0-0		HOME		1-1-1		0-0-0		1-0-0											
0-3-0			0-0-0		0-0-		AWAY		0-2-0		0-0-0		0-0-0											
1-0-0			0-0-0		0-0-0		NEUTRAL		0-0-0		0-0-0		1-0-0											
1-0-1			0-0-0		0-0-0		CONFERENCE		0-0-0		0-0-1		1-0-0											
1-0-1			0-0-0		0-0-0		HOME		0-0-0		0-0-1		1-0-0											
0-0-0			0-0-0		0-0-0		AWAY		0-0-0		0-0-0		0-0-0											
0-0-0			0-0-0		0-0-0		NEUTRAL		0-0-0		0-0-0		0-0-0											
RPI	S	Opponent	Score		RPI	S	Opponent	Score		RPI	S	Opponent	Score		RPI	S	Opponent	Score						
					30	A	North Carolina St.	1	4	58	A	Richmond	0	4	130	H	George Mason	4	4					
										73	A	Col. of Charleston	1	2	191	H	Radford	3	0					
										89	H	Hartford	1	1	197	H	Towson	2	1					
										96	H	Arizona St.	3	1	299	N	Coastal Caro.	2	0					
										99	H	East Carolina	1	4										
LAST 10 GAMES																								
					197	H	Towson	2	1	299	N	Coastal Caro.	2	0										
					130	H	George Mason	4	4	96	H	Arizona St.	3	1										
					191	H	Radford	3	0	58	A	Richmond	0	4										
					73	A	Col. of Charleston	1	2	30	A	North Carolina St.	1	4										
					89	H	Hartford	1	1	99	H	East Carolina	1	4										

Non-Div. I Games:

Old Dominion

Average RPI Win: 132		WON-LOST RECORD		WINNING PCT. RANK		LAST 10 GAMES		STRENGTH OF SCHEDULE		OPP. STRENGTH OF SCHEDULE		TEAM RPI		ADJ RPI		CONF. RPI		ADJ CONF. RPI	
DIV. I ONLY		5-6-0		.45455 180		4-6-0		90		28		109		.53212 105		3		3	
DIV. I NON-CONF.		5-5-0		.5 148		4-5-0		140		24		128		.52145 125		3		3	
TOTALS		RPI 1-25		RPI 26-50		W-L RECORDS		RPI 51-100		RPI 101-150		RPI 150+							
5-6-0		0-2-0		0-1-0		OVERALL		2-3-0		0-0-0		3-0-0							
4-2-0		0-1-0		0-0-0		HOME		2-1-0		0-0-0		2-0-0							
0-4-0		0-1-0		0-1-0		AWAY		0-2-0		0-0-0		0-0-0							
1-0-0		0-0-0		0-0-0		NEUTRAL		0-0-0		0-0-0		1-0-0							
5-5-0		0-1-0		0-1-0		NON-CONFERENCE		2-3-0		0-0-0		3-0-0							
4-2-0		0-1-0		0-0-0		HOME		2-1-0		0-0-0		2-0-0							
0-3-0		0-0-0		0-0-		AWAY		0-2-0		0-0-0		0-0-0							
1-0-0		0-0-0		0-0-0		NEUTRAL		0-0-0		0-0-0		1-0-0							
0-1-0		0-1-0		0-0-0		CONFERENCE		0-0-0		0-0-0		0-0-0							
0-0-0		0-0-0		0-0-0		HOME		0-0-0		0-0-0		0-0-0							
0-1-0		0-1-0		0-0-0		AWAY		0-0-0		0-0-0		0-0-0							
0-0-0		0-0-0		0-0-0		NEUTRAL		0-0-0		0-0-0		0-0-0							
RPI	S	Opponent		Score		RPI	S	Opponent		Score		RPI	S	Opponent		Score			
11	A	Oklahoma St.		0 1		34	A	LSU		1 2		57	H	BYU		2 0			
24	H	Tennessee		1 3								68	H	SMU		0 1			
												74	A	New Mexico		1 2			
												87	H	Missouri St.		3 1			
												96	A	Arizona St.		0 3			
LAST 10 GAMES																			
74	A	New Mexico		1 2		96	A	Arizona St.		0 3									
34	A	LSU		1 2		87	H	Missouri St.		3 1									
57	H	BYU		2 0		160	H	Oral Roberts		4 1									
199	N	Arizona		4 2		68	H	SMU		0 1									
24	H	Tennessee		1 3		11	A	Oklahoma St.		0 1									

Non-Div. I Games:

Oklahoma

Average RPI Win: 206		WON-LOST RECORD		WINNING PCT. RANK		LAST 10 GAMES		STRENGTH OF SCHEDULE		OPP. STRENGTH OF SCHEDULE		TEAM RPI		ADJ RPI		CONF. RPI		ADJ CONF. RPI	
DIV. I ONLY		6-3-0		.66667 72		6-3-0		168		208		104		.53133 106		15		15	
DIV. I NON-CONF.		5-2-0		.71429 61		5-2-0		267		197		145		.50339 146		16		16	
TOTALS		RPI 1-25		RPI 26-50		W-L RECORDS		RPI 51-100		RPI 101-150		RPI 150+							
6-3-0		0-0-0		0-0-0		OVERALL		0-2-0		1-0-0		5-1-0							
4-0-0		0-0-0		0-0-0		HOME		0-0-0		0-0-0		4-0-0							
2-3-0		0-0-0		0-0-0		AWAY		0-2-0		1-0-0		1-1-0							
0-0-0		0-0-0		0-0-0		NEUTRAL		0-0-0		0-0-0		0-0-0							
5-2-0		0-0-0		0-0-0		NON-CONFERENCE		0-1-0		0-0-0		5-1-0							
4-0-0		0-0-0		0-0-0		HOME		0-0-0		0-0-0		4-0-0							
1-2-0		0-0-0		0-0-		AWAY		0-1-0		0-0-0		1-1-0							
0-0-0		0-0-0		0-0-0		NEUTRAL		0-0-0		0-0-0		0-0-0							
1-1-0		0-0-0		0-0-0		CONFERENCE		0-1-0		1-0-0		0-0-0							
0-0-0		0-0-0		0-0-0		HOME		0-0-0		0-0-0		0-0-0							
1-1-0		0-0-0		0-0-0		AWAY		0-1-0		1-0-0		0-0-0							
0-0-0		0-0-0		0-0-0		NEUTRAL		0-0-0		0-0-0		0-0-0							
RPI	S	Opponent		Score	RPI	S	Opponent		Score	RPI	S	Opponent		Score					
							86	A Buffalo	0 1			101	A Kent St.	2 1					
							90	A Xavier	1 2			161	H UT Martin	2 1					
												162	H Morehead St.	4 0					
												216	A Eastern Ky.	1 2					
												260	A Evansville	4 3					
												266	H Indiana St.	2 1					
												285	H IUPUI	4 0					
LAST 10 GAMES																			
							86	A Buffalo	0 1			161	H UT Martin	2 1					
							101	A Kent St.	2 1			216	A Eastern Ky.	1 2					
							266	H Indiana St.	2 1			90	A Xavier	1 2					
							260	A Evansville	4 3			162	H Morehead St.	4 0					
												285	H IUPUI	4 0					

Non-Div. I Games:

Miami (OH)

Average RPI Win:	162	WON-LOST RECORD	WINNING PCT. RANK	LAST 10 GAMES	STRENGTH OF SCHEDULE	OPP. STRENGTH OF SCHEDULE	TEAM RPI	ADJ RPI	CONF. RPI	ADJ CONF. RPI	
DIV. I ONLY		5-3-0	.625 95	5-3-0	199	56	115	.53095 107	11	11	
DIV. I NON-CONF.		4-2-0	.66667 76	4-2-0	148	53	82	.55906 78	11	11	
<hr/>											
TOTALS	RPI 1-25	RPI 26-50		W-L RECORDS	RPI 51-100		RPI 101-150		RPI 150+		
5-3-0	0-0-0	0-0-0		OVERALL	2-3-0		0-0-0		3-0-0		
1-2-0	0-0-0	0-0-0		HOME	0-2-0		0-0-0		1-0-0		
2-0-0	0-0-0	0-0-0		AWAY	2-0-0		0-0-0		0-0-0		
2-1-0	0-0-0	0-0-0		NEUTRAL	0-1-0		0-0-0		2-0-0		
<hr/>											
4-2-0	0-0-0	0-0-0		NON-CONFERENCE	2-2-0		0-0-0		2-0-0		
0-1-0	0-0-0	0-0-0		HOME	0-1-0		0-0-0		0-0-0		
2-0-0	0-0-0	0-0-		AWAY	2-0-0		0-0-0		0-0-0		
2-1-0	0-0-0	0-0-0		NEUTRAL	0-1-0		0-0-0		2-0-0		
<hr/>											
1-1-0	0-0-0	0-0-0		CONFERENCE	0-1-0		0-0-0		1-0-0		
1-1-0	0-0-0	0-0-0		HOME	0-1-0		0-0-0		1-0-0		
0-0-0	0-0-0	0-0-0		AWAY	0-0-0		0-0-0		0-0-0		
0-0-0	0-0-0	0-0-0		NEUTRAL	0-0-0		0-0-0		0-0-0		
<hr/>											
RPI S	Opponent	Score	RPI S	Opponent	Score	RPI S	Opponent	Score	RPI S	Opponent	Score
						65 A	Texas Tech	2 1	207 N	Albany (NY)	5 0
						81 A	Harvard	5 4	221 H	VCU	1 0
						82 N	TCU	0 1	235 N	Columbia	2 0
						88 H	Fairfield	0 1			
						92 H	James Madison	3 4			
<hr/>											
			LAST 10 GAMES								
			221 H	VCU	1 0	207 N	Albany (NY)	5 0			
			92 H	James Madison	3 4	235 N	Columbia	2 0			
			81 A	Harvard	5 4	88 H	Fairfield	0 1			
			82 N	TCU	0 1						
			65 A	Texas Tech	2 1						

Non-Div. I Games:

Hofstra

Average RPI Win: 140		WON-LOST RECORD	WINNING PCT. RANK		LAST 10 GAMES	STRENGTH OF SCHEDULE	OPP. STRENGTH OF SCHEDULE	TEAM RPI	ADJ RPI	CONF. RPI	ADJ CONF. RPI	
Average RPI Loss: 65												
DIV. I ONLY		5-5-1	.5	150	5-5-0	97	96	110	.53081	108	5	6
DIV. I NON-CONF.		4-3-1	.5625	131	4-3-0	165	72	131	.51751	129	5	5
<hr/>												
TOTALS		RPI 1-25		RPI 26-50		W-L RECORDS		RPI 51-100		RPI 101-150		RPI 150+
5-5-1		0-0-0		0-3-0		OVERALL		2-1-0		1-1-0		2-0-1
4-3-1		0-0-0		0-2-0		HOME		2-1-0		0-0-0		2-0-1
0-2-0		0-0-0		0-1-0		AWAY		0-0-0		0-1-0		0-0-0
1-0-0		0-0-0		0-0-0		NEUTRAL		0-0-0		1-0-0		0-0-0
4-3-1		0-0-0		0-2-0		NON-CONFERENCE		1-0-0		1-1-0		2-0-1
3-1-1		0-0-0		0-1-0		HOME		1-0-0		0-0-0		2-0-1
0-2-0		0-0-0		0-0-		AWAY		0-0-0		0-1-0		0-0-0
1-0-0		0-0-0		0-0-0		NEUTRAL		0-0-0		1-0-0		0-0-0
1-2-0		0-0-0		0-1-0		CONFERENCE		1-1-0		0-0-0		0-0-0
1-2-0		0-0-0		0-1-0		HOME		1-1-0		0-0-0		0-0-0
0-0-0		0-0-0		0-0-0		AWAY		0-0-0		0-0-0		0-0-0
0-0-0		0-0-0		0-0-0		NEUTRAL		0-0-0		0-0-0		0-0-0
RPI	S	Opponent	Score	RPI	S	Opponent	Score	RPI	S	Opponent	Score	
				27	H	Marquette	1 2	72	H	Nebraska	2 1	
				35	A	Notre Dame	1 4	83	H	Michigan	0 1	
				49	H	Iowa	0 1	90	H	Xavier	1 0	

Non-Div. I Games:

Indiana

Average RPI Win:		161	WON-LOST RECORD		WINNING PCT. RANK		LAST 10 GAMES		STRENGTH OF SCHEDULE		OPP. STRENGTH OF SCHEDULE		TEAM RPI		ADJ RPI		CONF. RPI		ADJ CONF. RPI		
DIV. I ONLY			5-4-2		.54545	142	4-4-2		166		13		111		.52956		109	17		17	
DIV. I NON-CONF.			5-4-2		.54545	145	4-4-2		155		13		108		.52956		107	17		17	
TOTALS		RPI 1-25		RPI 26-50		W-L RECORDS		RPI 51-100		RPI 101-150		RPI 150+									
5-4-2		0-1-1		1-1-0		OVERALL		1-1-1		0-1-0		3-0-0									
4-2-2		0-0-1		1-1-0		HOME		1-0-1		0-1-0		2-0-0									
0-1-0		0-1-0		0-0-0		AWAY		0-0-0		0-0-0		0-0-0									
1-1-0		0-0-0		0-0-0		NEUTRAL		0-1-0		0-0-0		1-0-0									
5-4-2		0-1-1		1-1-0		NON-CONFERENCE		1-1-1		0-1-0		3-0-0									
4-2-2		0-0-1		1-1-0		HOME		1-0-1		0-1-0		2-0-0									
0-1-0		0-1-0		0-0-		AWAY		0-0-0		0-0-0		0-0-0									
1-1-0		0-0-0		0-0-0		NEUTRAL		0-1-0		0-0-0		1-0-0									
0-0-0		0-0-0		0-0-0		CONFERENCE		0-0-0		0-0-0		0-0-0									
0-0-0		0-0-0		0-0-0		HOME		0-0-0		0-0-0		0-0-0									
0-0-0		0-0-0		0-0-0		AWAY		0-0-0		0-0-0		0-0-0									
0-0-0		0-0-0		0-0-0		NEUTRAL		0-0-0		0-0-0		0-0-0									
RPI	S	Opponent		Score		RPI	S	Opponent		Score		RPI	S	Opponent		Score					
16	H	UCF		4	4	38	H	Alabama		0	1	62	H	Long Beach St.		1	1				
17	A	California		1	2	41	H	Portland		1	0	71	N	Seattle		1	3				
												93	H	Minnesota		2	1				
														235 H Columbia		1	0				
														236 N Hawaii		3	0				
						LAST 10 GAMES															
						236	N	Hawaii		3	0	147	H	UC Santa Barbara		0	1				
						62	H	Long Beach St.		1	1	71	N	Seattle		1	3				
						235	H	Columbia		1	0	41	H	Portland		1	0				
						38	H	Alabama		0	1	93	H	Minnesota		2	1				
						16	H	UCF		4	4	17	A	California		1	2				

Non-Div. I Games:

San Diego St.

Average RPI Win: 179		WON-LOST	WINNING	LAST 10	STRENGTH OF		OPP. STRENGTH	TEAM	ADJ	CONF.	ADJ CONF.						
Average RPI Loss: 102		RECORD	PCT. RANK	GAMES	SCHEDULE		OF SCHEDULE	RPI	RPI	RPI	RPI						
DIV. I ONLY		5-4-2	.54545	142	4-4-2		98	166	103	.52952	110	14	14				
DIV. I NON-CONF.		5-3-1	.61111	106	4-3-1		54	147	64	.56856	66	14	14				
<hr/>																	
TOTALS		RPI 1-25		RPI 26-50		W-L RECORDS		RPI 51-100		RPI 101-150		RPI 150+					
5-4-2		0-1-0		0-1-0		OVERALL		0-0-0		1-0-1		4-2-1					
3-0-1		0-0-0		0-0-0		HOME		0-0-0		1-0-0		2-0-1					
1-3-0		0-1-0		0-1-0		AWAY		0-0-0		0-0-0		1-1-0					
1-1-1		0-0-0		0-0-0		NEUTRAL		0-0-0		0-0-1		1-1-0					
5-3-1		0-1-0		0-1-0		NON-CONFERENCE		0-0-0		1-0-1		4-1-0					
3-0-0		0-0-0		0-0-0		HOME		0-0-0		1-0-0		2-0-0					
1-2-0		0-1-0		0-0-		AWAY		0-0-0		0-0-0		1-0-0					
1-1-1		0-0-0		0-0-0		NEUTRAL		0-0-0		0-0-1		1-1-0					
0-1-1		0-0-0		0-0-0		CONFERENCE		0-0-0		0-0-0		0-1-1					
0-0-1		0-0-0		0-0-0		HOME		0-0-0		0-0-0		0-0-1					
0-1-0		0-0-0		0-0-0		AWAY		0-0-0		0-0-0		0-1-0					
0-0-0		0-0-0		0-0-0		NEUTRAL		0-0-0		0-0-0		0-0-0					
RPI	S	Opponent		Score		RPI	S	Opponent		Score		RPI	S	Opponent		Score	
5	A	Auburn		0	1	33	A	Ohio St.		1	2			117	H	Western Mich.	3 2
														134	N	Ole Miss	0 0
														161	N	UT Martin	3 2
														185	A	Butler	0 1
														186	N	East Tenn. St.	1 2
														195	H	Canisius	8 1
														204	A	Ohio	1 0
														216	H	Eastern Ky.	1 0
														240	H	Youngstown St.	1 1
<hr/>																	
LAST 10 GAMES																	
						117	H	Western Mich.	3	2	185	A	Butler	0	1		
						161	N	UT Martin	3	2	240	H	Youngstown St.	1	1		
						186	N	East Tenn. St.	1	2	33	A	Ohio St.	1	2		
						5	A	Auburn	0	1	216	H	Eastern Ky.	1	0		
						134	N	Ole Miss	0	0	195	H	Canisius	8	1		

Non-Div. I Games:

Wright St.

Average RPI Win:	155	WON-LOST RECORD	WINNING PCT. RANK	LAST 10 GAMES	STRENGTH OF SCHEDULE	OPP. STRENGTH OF SCHEDULE	TEAM RPI	ADJ RPI	CONF. RPI	ADJ CONF. RPI	
Average RPI Loss:	188										
DIV. I ONLY	3-2-3	.5625	124	3-2-3	120	133	108	.52949	111	21	21
DIV. I NON-CONF.	3-2-2	.57143	127	3-2-2	139	116	117	.52336	119	21	21
<hr/>											
TOTALS	RPI 1-25	RPI 26-50		W-L RECORDS	RPI 51-100		RPI 101-150		RPI 150+		
3-2-3	0-0-0	0-0-0		OVERALL	0-0-2		2-1-1		1-1-0		
2-0-0	0-0-0	0-0-0		HOME	0-0-0		1-0-0		1-0-0		
0-0-2	0-0-0	0-0-0		AWAY	0-0-1		0-0-1		0-0-0		
1-2-1	0-0-0	0-0-0		NEUTRAL	0-0-1		1-1-0		0-1-0		
<hr/>											
3-2-2	0-0-0	0-0-0		NON-CONFERENCE	0-0-2		2-1-0		1-1-0		
2-0-0	0-0-0	0-0-0		HOME	0-0-0		1-0-0		1-0-0		
0-0-1	0-0-0	0-0-		AWAY	0-0-1		0-0-0		0-0-0		
1-2-1	0-0-0	0-0-0		NEUTRAL	0-0-1		1-1-0		0-1-0		
<hr/>											
0-0-1	0-0-0	0-0-0		CONFERENCE	0-0-0		0-0-1		0-0-0		
0-0-0	0-0-0	0-0-0		HOME	0-0-0		0-0-0		0-0-0		
0-0-1	0-0-0	0-0-0		AWAY	0-0-0		0-0-1		0-0-0		
0-0-0	0-0-0	0-0-0		NEUTRAL	0-0-0		0-0-0		0-0-0		
<hr/>											
RPI S	Opponent	Score	RPI S	Opponent	Score	RPI S	Opponent	Score	RPI S	Opponent	Score
						75 A	Army	0 0	115 H	Siena	3 1
						100 N	Syracuse	2 2	125 A	Sacred Heart	2 2
									128 N	Marist	1 2
									143 N	Providence	2 1
									207 H	Albany (NY)	3 2
									248 N	Holy Cross	0 2
<hr/>											
			LAST 10 GAMES								
			207 H	Albany (NY)	3 2	125 A	Sacred Heart	2 2			
			100 N	Syracuse	2 2	115 H	Siena	3 1			
			248 N	Holy Cross	0 2	75 A	Army	0 0			
			128 N	Marist	1 2						
			143 N	Providence	2 1						

Non-Div. I Games:

Central Conn. St.

Average RPI Win: 219		WON-LOST RECORD		WINNING PCT. RANK		LAST 10 GAMES		STRENGTH OF SCHEDULE		OPP. STRENGTH OF SCHEDULE		TEAM RPI		ADJ RPI		CONF. RPI		ADJ CONF. RPI							
Average RPI Loss: 116																									
DIV. I ONLY		5-6-0		.45455 180		4-6-0		32		289		105		.52803 112		13		13							
DIV. I NON-CONF.		4-5-0		.44444 191		3-5-0		10		298		85		.54837 88		13		13							
TOTALS		RPI 1-25		RPI 26-50		W-L RECORDS		RPI 51-100		RPI 101-150		RPI 150+													
5-6-0		0-2-0		0-0-0		OVERALL		1-1-0		0-0-0		4-3-0													
4-1-0		0-0-0		0-0-0		HOME		1-0-0		0-0-0		3-1-0													
1-5-0		0-2-0		0-0-0		AWAY		0-1-0		0-0-0		1-2-0													
0-0-0		0-0-0		0-0-0		NEUTRAL		0-0-0		0-0-0		0-0-0													
4-5-0		0-2-0		0-0-0		NON-CONFERENCE		1-1-0		0-0-0		3-2-0													
3-0-0		0-0-0		0-0-0		HOME		1-0-0		0-0-0		2-0-0													
1-5-0		0-2-0		0-0-		AWAY		0-1-0		0-0-0		1-2-0													
0-0-0		0-0-0		0-0-0		NEUTRAL		0-0-0		0-0-0		0-0-0													
1-1-0		0-0-0		0-0-0		CONFERENCE		0-0-0		0-0-0		1-1-0													
1-1-0		0-0-0		0-0-0		HOME		0-0-0		0-0-0		1-1-0													
0-0-0		0-0-0		0-0-0		AWAY		0-0-0		0-0-0		0-0-0													
0-0-0		0-0-0		0-0-0		NEUTRAL		0-0-0		0-0-0		0-0-0													
RPI	S	Opponent		Score		RPI	S	Opponent		Score		RPI	S	Opponent		Score									
6	A	Memphis		1	3					87	H	Missouri St.	3	1	151	H	FIU	1	2						
11	A	Oklahoma St.		0	7					94	A	UTEP	0	2	181	A	McNeese St.	2	1						
															201	A	New Mexico St.	0	3						
															225	H	Fla. Atlantic	4	1						
															234	A	Northwestern St.	0	1						
															287	H	Ark.-Pine Bluff	2	0						
															314	H	Central Ark.	2	1						
LAST 10 GAMES																									
				94	A	UTEP	0	2	225	H	Fla. Atlantic	4	1												
				11	A	Oklahoma St.	0	7	151	H	FIU	1	2												
				287	H	Ark.-Pine Bluff	2	0	314	H	Central Ark.	2	1												
				181	A	McNeese St.	2	1	201	A	New Mexico St.	0	3												
				234	A	Northwestern St.	0	1	6	A	Memphis	1	3												

Non-Div. I Games:

UALR

Average RPI Win:		209	WON-LOST RECORD		WINNING PCT. RANK		LAST 10 GAMES		STRENGTH OF SCHEDULE		OPP. STRENGTH OF SCHEDULE		TEAM RPI		ADJ RPI		CONF. RPI		ADJ CONF. RPI		
DIV. I ONLY			6-3-2		.63636	85	5-2-2		218		40		114		.52802	113	23		23		
DIV. I NON-CONF.			5-3-1		.61111	106	4-2-1		217		12		120		.5255	116	23		23		

TOTALS		RPI 1-25			RPI 26-50			W-L RECORDS			RPI 51-100			RPI 101-150			RPI 150+				
6-3-2		0-2-1			0-0-0			OVERALL			0-1-0			0-0-0			6-0-1				
3-2-1		0-1-0			0-0-0			HOME			0-1-0			0-0-0			3-0-1				
3-1-1		0-1-1			0-0-0			AWAY			0-0-0			0-0-0			3-0-0				
0-0-0		0-0-0			0-0-0			NEUTRAL			0-0-0			0-0-0			0-0-0				
5-3-1		0-2-1			0-0-0			NON-CONFERENCE			0-1-0			0-0-0			5-0-0				
2-2-0		0-1-0			0-0-0			HOME			0-1-0			0-0-0			2-0-0				
3-1-1		0-1-1			0-0-			AWAY			0-0-0			0-0-0			3-0-0				
0-0-0		0-0-0			0-0-0			NEUTRAL			0-0-0			0-0-0			0-0-0				
1-0-1		0-0-0			0-0-0			CONFERENCE			0-0-0			0-0-0			1-0-1				
1-0-1		0-0-0			0-0-0			HOME			0-0-0			0-0-0			1-0-1				
0-0-0		0-0-0			0-0-0			AWAY			0-0-0			0-0-0			0-0-0				
0-0-0		0-0-0			0-0-0			NEUTRAL			0-0-0			0-0-0			0-0-0				
RPI	S	Opponent			Score		RPI	S	Opponent			Score		RPI	S	Opponent			Score		
4	A	Florida			0	5							100	H	Syracuse			0	1		
16	A	UCF			0	0									151	A	FIU			3	2
19	H	Miami (FL)			1	2									154	A	Charlotte			2	0
															170	H	Jacksonville			0	0
															198	H	Duquesne			1	0
															210	A	Davidson			2	1
															218	H	North Florida			4	0
															320	H	Eastern Wash.			4	1
LAST 10 GAMES																					
151	A	FIU			3	2	170	H	Jacksonville			0	0								
19	H	Miami (FL)			1	2	218	H	North Florida			4	0								
198	H	Duquesne			1	0	16	A	UCF			0	0								
210	A	Davidson			2	1	4	A	Florida			0	5								
154	A	Charlotte			2	0	100	H	Syracuse			0	1								

Non-Div. I Games:

Fla. Gulf Coast

Average RPI Win: 186		WON-LOST	WINNING	LAST 10	STRENGTH OF		OPP. STRENGTH	TEAM	ADJ	CONF.	ADJ CONF.
Average RPI Loss: 65		RECORD	PCT. RANK	GAMES	SCHEDULE		OF SCHEDULE	RPI	RPI	RPI	RPI
DIV. I ONLY		4-5-0	.44444	192	4-5-0		64	127	118	.52796	114
DIV. I NON-CONF.		2-5-0	.28571	258	2-5-0		40	100	146	.50568	144
TOTALS		RPI 1-25	RPI 26-50		W-L RECORDS		RPI 51-100		RPI 101-150		RPI 150+
4-5-0	0-1-0	0-1-0		OVERALL		1-2-0		1-1-0		2-0-0	
3-2-0	0-1-0	0-0-0		HOME		1-1-0		1-0-0		1-0-0	
1-3-0	0-0-0	0-1-0		AWAY		0-1-0		0-1-0		1-0-0	
0-0-0	0-0-0	0-0-0		NEUTRAL		0-0-0		0-0-0		0-0-0	
2-5-0	0-1-0	0-1-0		NON-CONFERENCE		1-2-0		0-1-0		1-0-0	
1-2-0	0-1-0	0-0-0		HOME		1-1-0		0-0-0		0-0-0	
1-3-0	0-0-0	0-0-		AWAY		0-1-0		0-1-0		1-0-0	
0-0-0	0-0-0	0-0-0		NEUTRAL		0-0-0		0-0-0		0-0-0	
2-0-0	0-0-0	0-0-0		CONFERENCE		0-0-0		1-0-0		1-0-0	
2-0-0	0-0-0	0-0-0		HOME		0-0-0		1-0-0		1-0-0	
0-0-0	0-0-0	0-0-0		AWAY		0-0-0		0-0-0		0-0-0	
0-0-0	0-0-0	0-0-0		NEUTRAL		0-0-0		0-0-0		0-0-0	
RPI S	Opponent	Score		RPI S	Opponent	Score		RPI S	Opponent	Score	
11 H	Oklahoma St.	0	4	37 A	Kansas	1	4	68 H	SMU	2	1
								72 A	Nebraska	0	6
								87 H	Missouri St.	0	2
								119 A	Colorado Col.	0	5
								134 H	Ole Miss	2	1
								252 H	Mississippi St.	1	0
								288 A	Air Force	2	1
LAST 10 GAMES											
87 H	Missouri St.	0	2	252 H	Mississippi St.	1	0				
72 A	Nebraska	0	6	134 H	Ole Miss	2	1				
11 H	Oklahoma St.	0	4	119 A	Colorado Col.	0	5				
37 A	Kansas	1	4	288 A	Air Force	2	1				
68 H	SMU	2	1								

Non-Div. I Games:

Arkansas

Average RPI Win: 202		WON-LOST	WINNING	LAST 10	STRENGTH OF	OPP. STRENGTH	TEAM	ADJ	CONF.	ADJ CONF.		
Average RPI Loss: 132		RECORD	PCT. RANK	GAMES	SCHEDULE	OF SCHEDULE	RPI	RPI	RPI	RPI		
DIV. I ONLY		5-2-0	.71429	48	5-2-0	231	138	113	.527	115	24	24
DIV. I NON-CONF.		5-2-0	.71429	61	5-2-0	224	135	109	.527	111	24	24
<hr/>												
TOTALS		RPI 1-25		RPI 26-50		W-L RECORDS		RPI 51-100		RPI 101-150		RPI 150+
5-2-0		0-0-0		0-0-0		OVERALL		0-0-0		1-1-0		4-1-0
3-0-0		0-0-0		0-0-0		HOME		0-0-0		0-0-0		3-0-0
2-2-0		0-0-0		0-0-0		AWAY		0-0-0		1-1-0		1-1-0
0-0-0		0-0-0		0-0-0		NEUTRAL		0-0-0		0-0-0		0-0-0
5-2-0		0-0-0		0-0-0		NON-CONFERENCE		0-0-0		1-1-0		4-1-0
3-0-0		0-0-0		0-0-0		HOME		0-0-0		0-0-0		3-0-0
2-2-0		0-0-0		0-0-		AWAY		0-0-0		1-1-0		1-1-0
0-0-0		0-0-0		0-0-0		NEUTRAL		0-0-0		0-0-0		0-0-0
0-0-0		0-0-0		0-0-0		CONFERENCE		0-0-0		0-0-0		0-0-0
0-0-0		0-0-0		0-0-0		HOME		0-0-0		0-0-0		0-0-0
0-0-0		0-0-0		0-0-0		AWAY		0-0-0		0-0-0		0-0-0
0-0-0		0-0-0		0-0-0		NEUTRAL		0-0-0		0-0-0		0-0-0
RPI	S	Opponent	Score	RPI	S	Opponent	Score	RPI	S	Opponent	Score	
										111 A	Central Conn. St.	1 3
										127 A	St. Bonaventure	1 0
										153 A	Delaware	1 4
										205 H	Vermont	2 1
										208 H	Binghamton	1 0
										222 H	Quinnipiac	1 0
										250 A	Temple	3 1
				LAST 10 GAMES								
				222 H		Quinnipiac	1 0	250 A		Temple	3 1	
				127 A		St. Bonaventure	1 0	205 H		Vermont	2 1	
								111 A		Central Conn. St.	1 3	
								208 H		Binghamton	1 0	
								153 A		Delaware	1 4	

Non-Div. I Games:

Siena

Average RPI Win: 229		WON-LOST	WINNING	LAST 10	STRENGTH OF		OPP. STRENGTH	TEAM	ADJ		CONF.	ADJ CONF.
Average RPI Loss: 50		RECORD	PCT. RANK	GAMES	SCHEDULE		OF SCHEDULE	RPI	RPI		RPI	RPI
DIV. I ONLY		5-5-0	.5	150	5-5-0		96	109	112		1	1
DIV. I NON-CONF.		5-2-0	.71429	61	5-2-0		205	234	123		1	1
TOTALS		RPI 1-25	RPI 26-50		W-L RECORDS		RPI 51-100		RPI 101-150		RPI 150+	
5-5-0		0-3-0	0-1-0		OVERALL		1-0-0		0-0-0		4-1-0	
3-4-0		0-2-0	0-1-0		HOME		1-0-0		0-0-0		2-1-0	
2-1-0		0-1-0	0-0-0		AWAY		0-0-0		0-0-0		2-0-0	
0-0-0		0-0-0	0-0-0		NEUTRAL		0-0-0		0-0-0		0-0-0	
5-2-0		0-0-0	0-1-0		NON-CONFERENCE		1-0-0		0-0-0		4-1-0	
3-2-0		0-0-0	0-1-0		HOME		1-0-0		0-0-0		2-1-0	
2-0-0		0-0-0	0-0-		AWAY		0-0-0		0-0-0		2-0-0	
0-0-0		0-0-0	0-0-0		NEUTRAL		0-0-0		0-0-0		0-0-0	
0-3-0		0-3-0	0-0-0		CONFERENCE		0-0-0		0-0-0		0-0-0	
0-2-0		0-2-0	0-0-0		HOME		0-0-0		0-0-0		0-0-0	
0-1-0		0-1-0	0-0-0		AWAY		0-0-0		0-0-0		0-0-0	
0-0-0		0-0-0	0-0-0		NEUTRAL		0-0-0		0-0-0		0-0-0	
RPI S	Opponent	Score	RPI S	Opponent	Score	RPI S	Opponent	Score	RPI S	Opponent	Score	
3 H	Duke	0 2	46 H	South Carolina	0 2	85 H	Northeastern	2 1	167 H	Furman	2 3	
13 H	Florida St.	2 6							211 A	Appalachian St.	1 0	
19 A	Miami (FL)	2 3							255 A	Presbyterian	8 0	
									273 H	Citadel	1 0	
									322 H	South Carolina St.	7 1	
LAST 10 GAMES												
3 H	Duke	0 2	167 H	Furman	2 3							
13 H	Florida St.	2 6	46 H	South Carolina	0 2							
19 A	Miami (FL)	2 3	85 H	Northeastern	2 1							
273 H	Citadel	1 0	211 A	Appalachian St.	1 0							
322 H	South Carolina St.	7 1	255 A	Presbyterian	8 0							

Non-Div. I Games:

Clemson

Average RPI Win: 194		WON-LOST	WINNING	LAST 10	STRENGTH OF	OPP. STRENGTH	TEAM	ADJ	CONF.	ADJ CONF.														
Average RPI Loss: 104		RECORD	PCT. RANK	GAMES	SCHEDULE	OF SCHEDULE	RPI	RPI	RPI	RPI														
DIV. I ONLY		5-5-0	.5	150	5-5-0	68	240	116	.52667	117	15	15												
DIV. I NON-CONF.		4-4-0	.5	148	4-4-0	52	212	105	.53839	101	16	16												
<hr/>																								
TOTALS		RPI 1-25		RPI 26-50		W-L RECORDS		RPI 51-100		RPI 101-150		RPI 150+												
5-5-0		0-0-0		0-1-0		OVERALL		1-1-0		0-2-0		4-1-0												
2-1-0		0-0-0		0-0-0		HOME		0-0-0		0-0-0		2-1-0												
0-3-0		0-0-0		0-1-0		AWAY		0-1-0		0-1-0		0-0-0												
3-1-0		0-0-0		0-0-0		NEUTRAL		1-0-0		0-1-0		2-0-0												
4-4-0		0-0-0		0-1-0		NON-CONFERENCE		1-1-0		0-2-0		3-0-0												
1-0-0		0-0-0		0-0-0		HOME		0-0-0		0-0-0		1-0-0												
0-3-0		0-0-0		0-0-		AWAY		0-1-0		0-1-0		0-0-0												
3-1-0		0-0-0		0-0-0		NEUTRAL		1-0-0		0-1-0		2-0-0												
1-1-0		0-0-0		0-0-0		CONFERENCE		0-0-0		0-0-0		1-1-0												
1-1-0		0-0-0		0-0-0		HOME		0-0-0		0-0-0		1-1-0												
0-0-0		0-0-0		0-0-0		AWAY		0-0-0		0-0-0		0-0-0												
0-0-0		0-0-0		0-0-0		NEUTRAL		0-0-0		0-0-0		0-0-0												
RPI	S	Opponent		Score		RPI	S	Opponent		Score		RPI	S	Opponent		Score								
						27	A	Marquette	0	1			77	N	Tulsa	2	1	108	N	Indiana	1	4		
													83	A	Michigan	0	1			110	A	Wright St.	2	3
																				184	H	Illinois St.	1	0
																				190	H	Toledo	2	3
																				202	H	Ball St.	3	1
																				224	N	South Dakota St.	2	0
																				282	N	North Dakota	3	0
<hr/>																								
LAST 10 GAMES																								
						190	H	Toledo	2	3	110	A	Wright St.	2	3									
						202	H	Ball St.	3	1	83	A	Michigan	0	1									
						184	H	Illinois St.	1	0	77	N	Tulsa	2	1									
						282	N	North Dakota	3	0	108	N	Indiana	1	4									
						27	A	Marquette	0	1	224	N	South Dakota St.	2	0									

Non-Div. I Games:

Western Mich.

Average RPI Win: 184		WON-LOST	WINNING	LAST 10	STRENGTH OF		OPP. STRENGTH	TEAM	ADJ		CONF.	ADJ CONF.							
Average RPI Loss: 49		RECORD	PCT. RANK	GAMES	SCHEDULE		OF SCHEDULE	RPI	RPI		RPI	RPI							
DIV. I ONLY		4-3-2	.55556	126	4-3-2		153	73	117	.5262	118	12	12						
DIV. I NON-CONF.		3-3-2	.5	148	3-3-2		90	87	107	.52853	108	12	12						
TOTALS		RPI 1-25	RPI 26-50		W-L RECORDS		RPI 51-100		RPI 101-150		RPI 150+								
4-3-2		0-1-0	0-1-0		OVERALL		0-1-0		1-0-2		3-0-0								
3-0-2		0-0-0	0-0-0		HOME		0-0-0		1-0-2		2-0-0								
1-3-0		0-1-0	0-1-0		AWAY		0-1-0		0-0-0		1-0-0								
0-0-0		0-0-0	0-0-0		NEUTRAL		0-0-0		0-0-0		0-0-0								
3-3-2		0-1-0	0-1-0		NON-CONFERENCE		0-1-0		1-0-2		2-0-0								
3-0-2		0-0-0	0-0-0		HOME		0-0-0		1-0-2		2-0-0								
0-3-0		0-1-0	0-0-		AWAY		0-1-0		0-0-0		0-0-0								
0-0-0		0-0-0	0-0-0		NEUTRAL		0-0-0		0-0-0		0-0-0								
1-0-0		0-0-0	0-0-0		CONFERENCE		0-0-0		0-0-0		1-0-0								
0-0-0		0-0-0	0-0-0		HOME		0-0-0		0-0-0		0-0-0								
1-0-0		0-0-0	0-0-0		AWAY		0-0-0		0-0-0		1-0-0								
0-0-0		0-0-0	0-0-0		NEUTRAL		0-0-0		0-0-0		0-0-0								
RPI	S	Opponent	Score		RPI	S	Opponent	Score		RPI	S	Opponent	Score						
25	A	Boston U.	1	3	45	A	Rutgers	0	1	76	A	St. John's (NY)	1	2					
										125	H	Sacred Heart	1	1					
										128	H	Marist	2	0					
										143	H	Providence	0	0					
										179	A	Princeton	2	0					
										205	H	Vermont	2	1					
										222	H	Quinnipiac	2	0					
										LAST 10 GAMES									
										179	A	Princeton	2	0	222	H	Quinnipiac	2	0
										25	A	Boston U.	1	3	76	A	St. John's (NY)	1	2
										205	H	Vermont	2	1	45	A	Rutgers	0	1
										125	H	Sacred Heart	1	1					
										128	H	Marist	2	0	143	H	Providence	0	0

Non-Div. I Games:

Yale

Average RPI Win:	154	WON-LOST	WINNING	LAST 10	STRENGTH OF	OPP. STRENGTH	TEAM	ADJ	CONF.	ADJ CONF.					
Average RPI Loss:	66	RECORD	PCT. RANK	GAMES	SCHEDULE	OF SCHEDULE	RPI	RPI	RPI	RPI					
DIV. I ONLY	4-4-2	.5	150	4-4-2	113	81	119	.52391	119	8	8				
DIV. I NON-CONF.	2-4-2	.375	214	2-4-2	85	69	151	.50012	151	8	8				
<hr/>															
TOTALS	RPI 1-25	RPI 26-50		W-L RECORDS	RPI 51-100		RPI 101-150		RPI 150+						
4-4-2	0-0-0	0-2-0		OVERALL	1-1-1		1-1-0		2-0-1						
4-1-1	0-0-0	0-0-0		HOME	1-1-1		1-0-0		2-0-0						
0-0-1	0-0-0	0-0-0		AWAY	0-0-0		0-0-0		0-0-1						
0-3-0	0-0-0	0-2-0		NEUTRAL	0-0-0		0-1-0		0-0-0						
<hr/>															
2-4-2	0-0-0	0-2-0		NON-CONFERENCE	0-1-1		1-1-0		1-0-1						
2-1-1	0-0-0	0-0-0		HOME	0-1-1		1-0-0		1-0-0						
0-0-1	0-0-0	0-0-		AWAY	0-0-0		0-0-0		0-0-1						
0-3-0	0-0-0	0-2-0		NEUTRAL	0-0-0		0-1-0		0-0-0						
<hr/>															
2-0-0	0-0-0	0-0-0		CONFERENCE	1-0-0		0-0-0		1-0-0						
2-0-0	0-0-0	0-0-0		HOME	1-0-0		0-0-0		1-0-0						
0-0-0	0-0-0	0-0-0		AWAY	0-0-0		0-0-0		0-0-0						
0-0-0	0-0-0	0-0-0		NEUTRAL	0-0-0		0-0-0		0-0-0						
<hr/>															
RPI	S	Opponent	Score	RPI	S	Opponent	Score	RPI	S	Opponent	Score				
				30	N	North Carolina St.	1 4	56	H	Utah St.	1 2	114	H	Arkansas	5 0
				39	N	Denver	1 2	67	H	Fresno St.	1 1	137	N	Colorado	0 5
								99	H	East Carolina	2 0	170	H	Jacksonville	1 0
												223	A	Pittsburgh	2 2
								231	H	Marshall	1 0				
<hr/>															
				LAST 10 GAMES											
				231	H	Marshall	1 0	30	N	North Carolina St.	1 4				
				99	H	East Carolina	2 0	223	A	Pittsburgh	2 2				
				114	H	Arkansas	5 0	170	H	Jacksonville	1 0				
				67	H	Fresno St.	1 1	56	H	Utah St.	1 2				
				137	N	Colorado	0 5	39	N	Denver	1 2				

Non-Div. I Games:

Colorado Col.

Average RPI Win:		219	WON-LOST RECORD		WINNING PCT. RANK		LAST 10 GAMES		STRENGTH OF SCHEDULE		OPP. STRENGTH OF SCHEDULE		TEAM RPI		ADJ RPI		CONF. RPI		ADJ CONF. RPI										
DIV. I ONLY			5-4-1		.55		134		5-4-1		125		143		120		.52341		120		4		4						
DIV. I NON-CONF.			5-3-1		.61111		106		5-3-1		114		134		95		.54234		94		4		4						
TOTALS		RPI 1-25		RPI 26-50				W-L RECORDS				RPI 51-100				RPI 101-150				RPI 150+									
5-4-1		0-0-1		0-1-0				OVERALL				0-1-0				1-1-0				4-1-0									
2-1-1		0-0-1		0-0-0				HOME				0-0-0				0-1-0				2-0-0									
1-1-0		0-0-0		0-1-0				AWAY				0-0-0				0-0-0				1-0-0									
2-2-0		0-0-0		0-0-0				NEUTRAL				0-1-0				1-0-0				1-1-0									
5-3-1		0-0-1		0-1-0				NON-CONFERENCE				0-1-0				1-0-0				4-1-0									
2-0-1		0-0-1		0-0-0				HOME				0-0-0				0-0-0				2-0-0									
1-1-0		0-0-0		0-0-				AWAY				0-0-0				0-0-0				1-0-0									
2-2-0		0-0-0		0-0-0				NEUTRAL				0-1-0				1-0-0				1-1-0									
0-1-0		0-0-0		0-0-0				CONFERENCE				0-0-0				0-1-0				0-0-0									
0-1-0		0-0-0		0-0-0				HOME				0-0-0				0-1-0				0-0-0									
0-0-0		0-0-0		0-0-0				AWAY				0-0-0				0-0-0				0-0-0									
0-0-0		0-0-0		0-0-0				NEUTRAL				0-0-0				0-0-0				0-0-0									
RPI	S	Opponent		Score		RPI	S	Opponent		Score		RPI	S	Opponent		Score		RPI	S	Opponent		Score							
18	H	Santa Clara		0	0	34	A	LSU		0	1	55	N	Illinois		0	5	138	N	UC Davis		2	1						
																		146 H Utah						0	2				
																		151 N FIU						1	2				
																		212 H New Hampshire						3	0				
																		227 N Wyoming						2	0				
																		238 H UNLV						1	0				
																		279 A Boise St.						2	0				
																		LAST 10 GAMES											
																		146 H Utah						0	2	34 A LSU	0	1	
151 N FIU						1	2	18 H Santa Clara	0	0																			
138 N UC Davis						2	1	212 H New Hampshire	3	0																			
55 N Illinois						0	5	238 H UNLV	1	0																			
227 N Wyoming						2	0	279 A Boise St.	2	0																			

Average RPI Win: 112		WON-LOST	WINNING	LAST 10	STRENGTH OF	OPP. STRENGTH	TEAM	ADJ	CONF.	ADJ CONF.				
Average RPI Loss: 40		RECORD	PCT. RANK	GAMES	SCHEDULE	OF SCHEDULE	RPI	RPI	RPI	RPI				
DIV. I ONLY		2-6-1	.27778	260	2-6-1	34	16	124	.5219	121	9	9		
DIV. I NON-CONF.		2-6-1	.27778	264	2-6-1	34	15	125	.5219	123	9	9		
<hr/>														
TOTALS		RPI 1-25	RPI 26-50		W-L RECORDS		RPI 51-100		RPI 101-150		RPI 150+			
2-6-1		0-2-0	1-2-0		OVERALL		0-2-0		0-0-0		1-0-1			
1-3-0		0-1-0	0-1-0		HOME		0-1-0		0-0-0		1-0-0			
1-2-1		0-0-0	1-1-0		AWAY		0-1-0		0-0-0		0-0-1			
0-1-0		0-1-0	0-0-0		NEUTRAL		0-0-0		0-0-0		0-0-0			
2-6-1		0-2-0	1-2-0		NON-CONFERENCE		0-2-0		0-0-0		1-0-1			
1-3-0		0-1-0	0-1-0		HOME		0-1-0		0-0-0		1-0-0			
1-2-1		0-0-0	1-0-		AWAY		0-1-0		0-0-0		0-0-1			
0-1-0		0-1-0	0-0-0		NEUTRAL		0-0-0		0-0-0		0-0-0			
0-0-0		0-0-0	0-0-0		CONFERENCE		0-0-0		0-0-0		0-0-0			
0-0-0		0-0-0	0-0-0		HOME		0-0-0		0-0-0		0-0-0			
0-0-0		0-0-0	0-0-0		AWAY		0-0-0		0-0-0		0-0-0			
0-0-0		0-0-0	0-0-0		NEUTRAL		0-0-0		0-0-0		0-0-0			
RPI	S	Opponent	Score		RPI	S	Opponent	Score		RPI	S	Opponent	Score	
1	H	UCLA	0	2	36	A	Baylor	0	1	63	A	Texas	1	5
22	N	Dayton	0	1	41	H	Portland	0	1	74	H	New Mexico	0	1
					44	A	Loyola Marymount	3	0					

Non-Div. I Games:

Cal St. Northridge

Average RPI Win: 231		WON-LOST RECORD		WINNING PCT. RANK		LAST 10 GAMES		STRENGTH OF SCHEDULE		OPP. STRENGTH OF SCHEDULE		TEAM RPI		ADJ RPI		CONF. RPI		ADJ CONF. RPI	
DIV. I ONLY		4-6-0		.4 211		4-6-0		56		99		121		.52118 122		8		8	
DIV. I NON-CONF.		3-5-0		.375 214		3-5-0		69		115		147		.50174 150		8		8	
TOTALS		RPI 1-25		RPI 26-50		W-L RECORDS		RPI 51-100		RPI 101-150		RPI 150+							
4-6-0		0-3-0		0-1-0		OVERALL		0-1-0		0-1-0		4-0-0							
3-4-0		0-1-0		0-1-0		HOME		0-1-0		0-1-0		3-0-0							
1-1-0		0-1-0		0-0-0		AWAY		0-0-0		0-0-0		1-0-0							
0-1-0		0-1-0		0-0-0		NEUTRAL		0-0-0		0-0-0		0-0-0							
3-5-0		0-2-0		0-1-0		NON-CONFERENCE		0-1-0		0-1-0		3-0-0							
2-3-0		0-0-0		0-1-0		HOME		0-1-0		0-1-0		2-0-0							
1-1-0		0-1-0		0-0-		AWAY		0-0-0		0-0-0		1-0-0							
0-1-0		0-1-0		0-0-0		NEUTRAL		0-0-0		0-0-0		0-0-0							
1-1-0		0-1-0		0-0-0		CONFERENCE		0-0-0		0-0-0		1-0-0							
1-1-0		0-1-0		0-0-0		HOME		0-0-0		0-0-0		1-0-0							
0-0-0		0-0-0		0-0-0		AWAY		0-0-0		0-0-0		0-0-0							
0-0-0		0-0-0		0-0-0		NEUTRAL		0-0-0		0-0-0		0-0-0							
RPI	S	Opponent		Score		RPI	S	Opponent		Score		RPI	S	Opponent		Score			
3	N	Duke		0	2	34	H	LSU		1	2	63	H	Texas		0	3		
6	H	Memphis		1	2									144 H North Texas		0	1		
15	A	North Carolina		1	6									157 H UAB		2	1		
														214 H La.-Lafayette		2	0		
														233 A Houston Baptist		1	0		
														321 H Texas Southern		9	0		
LAST 10 GAMES																			
		157 H UAB		2	1			34 H LSU		1	2								
		6 H Memphis		1	2			144 H North Texas		0	1								
		214 H La.-Lafayette		2	0			15 A North Carolina		1	6								
		233 A Houston Baptist		1	0			3 N Duke		0	2								
		321 H Texas Southern		9	0			63 H Texas		0	3								

Non-Div. I Games:

Houston

Average RPI Win: 150		WON-LOST RECORD		WINNING PCT. RANK		LAST 10 GAMES		STRENGTH OF SCHEDULE		OPP. STRENGTH OF SCHEDULE		TEAM RPI		ADJ RPI		CONF. RPI		ADJ CONF. RPI					
DIV. I ONLY		3-5-1		.38889 221		3-5-1		71		33		122		.52057 123		19		18					
DIV. I NON-CONF.		2-5-0		.28571 258		2-5-0		25		34		114		.52545 118		19		18					
TOTALS		RPI 1-25		RPI 26-50		W-L RECORDS		RPI 51-100		RPI 101-150		RPI 150+											
3-5-1		0-2-0		0-2-0		OVERALL		0-0-0		1-0-0		2-1-1											
1-3-0		0-2-0		0-1-0		HOME		0-0-0		0-0-0		1-0-0											
2-2-1		0-0-0		0-1-0		AWAY		0-0-0		1-0-0		1-1-1											
0-0-0		0-0-0		0-0-0		NEUTRAL		0-0-0		0-0-0		0-0-0											
2-5-0		0-2-0		0-2-0		NON-CONFERENCE		0-0-0		0-0-0		2-1-0											
1-3-0		0-2-0		0-1-0		HOME		0-0-0		0-0-0		1-0-0											
1-2-0		0-0-0		0-0-		AWAY		0-0-0		0-0-0		1-1-0											
0-0-0		0-0-0		0-0-0		NEUTRAL		0-0-0		0-0-0		0-0-0											
1-0-1		0-0-0		0-0-0		CONFERENCE		0-0-0		1-0-0		0-0-1											
0-0-0		0-0-0		0-0-0		HOME		0-0-0		0-0-0		0-0-0											
1-0-1		0-0-0		0-0-0		AWAY		0-0-0		1-0-0		0-0-1											
0-0-0		0-0-0		0-0-0		NEUTRAL		0-0-0		0-0-0		0-0-0											
RPI	S	Opponent		Score		RPI	S	Opponent		Score		RPI	S	Opponent		Score							
5	H	Auburn		2 4		32	A	Vanderbilt		0 2		103	A	UNC Greensboro		1 0							
6	H	Memphis		0 2		38	H	Alabama		1 2		157	A	UAB		0 1							
												172	A	Kennesaw St.		4 1							
												176	H	Belmont		2 0							
												188	A	Elon		1 1							
												LAST 10 GAMES						6	H	Memphis		0 2	
												103	A	UNC Greensboro		1 0		157	A	UAB		0 1	
						188	A	Elon		1 1		38	H	Alabama		1 2							
												176	H	Belmont		2 0							
												172	A	Kennesaw St.		4 1							

Non-Div. I Games:

Samford

Average RPI Win: 221		WON-LOST RECORD	WINNING PCT. RANK		LAST 10 GAMES	STRENGTH OF SCHEDULE	OPP. STRENGTH OF SCHEDULE	TEAM RPI	ADJ RPI	CONF. RPI	ADJ CONF. RPI							
Average RPI Loss: 66																		
DIV. I ONLY		5-4-0	.55556	126	5-4-0	145	153	125	.52024	124	27	26						
DIV. I NON-CONF.		5-4-0	.55556	135	5-4-0	133	151	126	.52024	127	27	26						
<hr/>																		
TOTALS		RPI 1-25		RPI 26-50		W-L RECORDS		RPI 51-100		RPI 101-150		RPI 150+						
5-4-0		0-0-0		0-2-0		OVERALL		1-1-0		0-1-0		4-0-0						
5-2-0		0-0-0		0-1-0		HOME		1-1-0		0-0-0		4-0-0						
0-2-0		0-0-0		0-1-0		AWAY		0-0-0		0-1-0		0-0-0						
0-0-0		0-0-0		0-0-0		NEUTRAL		0-0-0		0-0-0		0-0-0						
5-4-0		0-0-0		0-2-0		NON-CONFERENCE		1-1-0		0-1-0		4-0-0						
5-2-0		0-0-0		0-1-0		HOME		1-1-0		0-0-0		4-0-0						
0-2-0		0-0-0		0-0-		AWAY		0-0-0		0-1-0		0-0-0						
0-0-0		0-0-0		0-0-0		NEUTRAL		0-0-0		0-0-0		0-0-0						
0-0-0		0-0-0		0-0-0		CONFERENCE		0-0-0		0-0-0		0-0-0						
0-0-0		0-0-0		0-0-0		HOME		0-0-0		0-0-0		0-0-0						
0-0-0		0-0-0		0-0-0		AWAY		0-0-0		0-0-0		0-0-0						
0-0-0		0-0-0		0-0-0		NEUTRAL		0-0-0		0-0-0		0-0-0						
RPI	S	Opponent		Score		RPI	S	Opponent		Score		RPI	S	Opponent		Score		
				36	A	Baylor	0	2	82	H	TCU	1	3	102	A	Navy	0	3
				44	H	Loyola Marymount	0	1	94	H	UTEP	1	0	155	H	Louisiana Tech	1	0
														233	H	Houston Baptist	2	1
														304	H	Prairie View	6	0
														318	H	Grambling	11	1
<hr/>																		
LAST 10 GAMES																		
				233	H	Houston Baptist	2	1	318	H	Grambling	11	1					
				155	H	Louisiana Tech	1	0	102	A	Navy	0	3					
				36	A	Baylor	0	2	44	H	Loyola Marymount	0	1					
				94	H	UTEP	1	0	304	H	Prairie View	6	0					
				82	H	TCU	1	3										

Non-Div. I Games:

Texas St.

Average RPI Win:	215	WON-LOST	WINNING	LAST 10	STRENGTH OF	OPP. STRENGTH	TEAM	ADJ	CONF.	ADJ CONF.		
Average RPI Loss:	167	RECORD	PCT. RANK	GAMES	SCHEDULE	OF SCHEDULE	RPI	RPI	RPI	RPI		
DIV. I ONLY		5-2-3	.65	80	5-1-3	210	135	123	.51933	125	21	21
DIV. I NON-CONF.		4-2-2	.625	95	4-1-2	183	161	130	.51738	130	21	21
<hr/>												
TOTALS	RPI 1-25	RPI 26-50		W-L RECORDS		RPI 51-100		RPI 101-150		RPI 150+		
5-2-3	0-0-0	0-0-0		OVERALL		0-0-1		1-1-2		4-1-0		
2-0-1	0-0-0	0-0-0		HOME		0-0-0		0-0-1		2-0-0		
3-1-2	0-0-0	0-0-0		AWAY		0-0-1		1-0-1		2-1-0		
0-1-0	0-0-0	0-0-0		NEUTRAL		0-0-0		0-1-0		0-0-0		
<hr/>												
4-2-2	0-0-0	0-0-0		NON-CONFERENCE		0-0-1		1-1-1		3-1-0		
1-0-0	0-0-0	0-0-0		HOME		0-0-0		0-0-0		1-0-0		
3-1-2	0-0-0	0-0-		AWAY		0-0-1		1-0-1		2-1-0		
0-1-0	0-0-0	0-0-0		NEUTRAL		0-0-0		0-1-0		0-0-0		
<hr/>												
1-0-1	0-0-0	0-0-0		CONFERENCE		0-0-0		0-0-1		1-0-0		
1-0-1	0-0-0	0-0-0		HOME		0-0-0		0-0-1		1-0-0		
0-0-0	0-0-0	0-0-0		AWAY		0-0-0		0-0-0		0-0-0		
0-0-0	0-0-0	0-0-0		NEUTRAL		0-0-0		0-0-0		0-0-0		
<hr/>												
RPI S	Opponent	Score	RPI S	Opponent	Score	RPI S	Opponent	Score	RPI S	Opponent	Score	
						75 A	Army	0 0	111 H	Central Conn. St.	2 2	
									118 A	Yale	1 1	
									127 N	St. Bonaventure	0 1	
									131 A	Brown	3 2	
									207 A	Albany (NY)	2 3	
									217 H	Maine	4 3	
									222 H	Quinnipiac	2 1	
									228 A	Manhattan	2 1	
									275 A	Stony Brook	2 1	
<hr/>												
LAST 10 GAMES												
131 A	Brown	3 2	111 H	Central Conn. St.	2 2							
228 A	Manhattan	2 1	222 H	Quinnipiac	2 1							
75 A	Army	0 0	275 A	Stony Brook	2 1							
127 N	St. Bonaventure	0 1	217 H	Maine	4 3							
118 A	Yale	1 1	207 A	Albany (NY)	2 3							

Non-Div. I Games:

Sacred Heart

Average RPI Win: 141		WON-LOST	WINNING	LAST 10	STRENGTH OF		OPP. STRENGTH	TEAM	ADJ	CONF.	ADJ CONF.						
Average RPI Loss: 47		RECORD	PCT. RANK	GAMES	SCHEDULE		OF SCHEDULE	RPI	RPI	RPI	RPI						
DIV. I ONLY		3-7-0	.3	253	3-7-0		38	55	128	.51907	126	4	4				
DIV. I NON-CONF.		3-6-0	.33333	238	3-6-0		39	45	118	.52624	113	4	4				
<hr/>																	
TOTALS		RPI 1-25		RPI 26-50		W-L RECORDS		RPI 51-100		RPI 101-150		RPI 150+					
3-7-0		0-1-0		0-3-0		OVERALL		1-3-0		0-0-0		2-0-0					
0-5-0		0-1-0		0-1-0		HOME		0-3-0		0-0-0		0-0-0					
2-1-0		0-0-0		0-1-0		AWAY		1-0-0		0-0-0		1-0-0					
1-1-0		0-0-0		0-1-0		NEUTRAL		0-0-0		0-0-0		1-0-0					
3-6-0		0-1-0		0-3-0		NON-CONFERENCE		1-2-0		0-0-0		2-0-0					
0-4-0		0-1-0		0-1-0		HOME		0-2-0		0-0-0		0-0-0					
2-1-0		0-0-0		0-0-		AWAY		1-0-0		0-0-0		1-0-0					
1-1-0		0-0-0		0-1-0		NEUTRAL		0-0-0		0-0-0		1-0-0					
0-1-0		0-0-0		0-0-0		CONFERENCE		0-1-0		0-0-0		0-0-0					
0-1-0		0-0-0		0-0-0		HOME		0-1-0		0-0-0		0-0-0					
0-0-0		0-0-0		0-0-0		AWAY		0-0-0		0-0-0		0-0-0					
0-0-0		0-0-0		0-0-0		NEUTRAL		0-0-0		0-0-0		0-0-0					
RPI	S	Opponent		Score		RPI	S	Opponent		Score		RPI	S	Opponent		Score	
11	H	Oklahoma St.		0	1	37	N	Kansas		2	3	55	A	Illinois		3	1
						41	A	Portland		1	2	62	H	Long Beach St.		1	2
						50	H	San Diego		1	3	63	H	Texas		1	2
												64	H	Washington St.		1	2
<hr/>																	
LAST 10 GAMES																	
						63	H	Texas		1	2	64	H	Washington St.		1	2
						11	H	Oklahoma St.		0	1	41	A	Portland		1	2
						159	A	Purdue		2	1	37	N	Kansas		2	3
						55	A	Illinois		3	1	50	H	San Diego		1	3
						209	N	Pacific		2	1	62	H	Long Beach St.		1	2

Non-Div. I Games:

Southern California

Average RPI Win:	194	WON-LOST RECORD	WINNING PCT. RANK	LAST 10 GAMES	STRENGTH OF SCHEDULE	OPP. STRENGTH OF SCHEDULE	TEAM RPI	ADJ RPI	CONF. RPI	ADJ CONF. RPI	
Average RPI Loss:	126										
DIV. I ONLY	5-4-1	.55	134	5-4-1	102	278	126	.51656	127	10	10
DIV. I NON-CONF.	5-4-1	.55	142	5-4-1	92	274	129	.51656	131	10	10
<hr/>											
TOTALS	RPI 1-25	RPI 26-50		W-L RECORDS		RPI 51-100		RPI 101-150		RPI 150+	
5-4-1	0-0-0	0-0-0		OVERALL		1-1-0		1-2-0		3-1-1	
1-3-0	0-0-0	0-0-0		HOME		0-1-0		0-1-0		1-1-0	
3-1-0	0-0-0	0-0-0		AWAY		1-0-0		0-1-0		2-0-0	
1-0-1	0-0-0	0-0-0		NEUTRAL		0-0-0		1-0-0		0-0-1	
<hr/>											
5-4-1	0-0-0	0-0-0		NON-CONFERENCE		1-1-0		1-2-0		3-1-1	
1-3-0	0-0-0	0-0-0		HOME		0-1-0		0-1-0		1-1-0	
3-1-0	0-0-0	0-0-		AWAY		1-0-0		0-1-0		2-0-0	
1-0-1	0-0-0	0-0-0		NEUTRAL		0-0-0		1-0-0		0-0-1	
<hr/>											
0-0-0	0-0-0	0-0-0		CONFERENCE		0-0-0		0-0-0		0-0-0	
0-0-0	0-0-0	0-0-0		HOME		0-0-0		0-0-0		0-0-0	
0-0-0	0-0-0	0-0-0		AWAY		0-0-0		0-0-0		0-0-0	
0-0-0	0-0-0	0-0-0		NEUTRAL		0-0-0		0-0-0		0-0-0	
<hr/>											
RPI	S	Opponent	Score	RPI	S	Opponent	Score	RPI	S	Opponent	Score
				86 A Buffalo 3 2				101 A Kent St. 0 1			
				91 H Colgate 1 2				115 H Siena 0 1			
								125 N Sacred Heart 1 0			
								195 H Canisius 3 4			
								208 H Binghamton 1 0			
								259 A Bucknell 1 0			
								293 A Niagara 2 0			
								298 N VMI 1 1			
<hr/>											
				LAST 10 GAMES							
195 H Canisius 3 4				91 H Colgate 1 2							
298 N VMI 1 1				293 A Niagara 2 0							
125 N Sacred Heart 1 0				115 H Siena 0 1							
86 A Buffalo 3 2				101 A Kent St. 0 1							
208 H Binghamton 1 0				259 A Bucknell 1 0							

Non-Div. I Games:

St. Bonaventure

Average RPI Win:	196	WON-LOST	WINNING	LAST 10	STRENGTH OF	OPP. STRENGTH	TEAM	ADJ	CONF.	ADJ CONF.	
Average RPI Loss:	129	RECORD	PCT. RANK	GAMES	SCHEDULE	OF SCHEDULE	RPI	RPI	RPI	RPI	
DIV. I ONLY		5-4-0	.55556 126	5-4-0	130	206	127	.51502 128	24	24	
DIV. I NON-CONF.		5-4-0	.55556 135	5-4-0	124	200	133	.51502 134	24	24	

TOTALS	RPI 1-25	RPI 26-50		W-L RECORDS		RPI 51-100		RPI 101-150		RPI 150+	
5-4-0	0-0-0	0-0-0		OVERALL		0-1-0		1-2-0		4-1-0	
3-0-0	0-0-0	0-0-0		HOME		0-0-0		0-0-0		3-0-0	
1-4-0	0-0-0	0-0-0		AWAY		0-1-0		0-2-0		1-1-0	
1-0-0	0-0-0	0-0-0		NEUTRAL		0-0-0		1-0-0		0-0-0	
5-4-0	0-0-0	0-0-0		NON-CONFERENCE		0-1-0		1-2-0		4-1-0	
3-0-0	0-0-0	0-0-0		HOME		0-0-0		0-0-0		3-0-0	
1-4-0	0-0-0	0-0-		AWAY		0-1-0		0-2-0		1-1-0	
1-0-0	0-0-0	0-0-0		NEUTRAL		0-0-0		1-0-0		0-0-0	
0-0-0	0-0-0	0-0-0		CONFERENCE		0-0-0		0-0-0		0-0-0	
0-0-0	0-0-0	0-0-0		HOME		0-0-0		0-0-0		0-0-0	
0-0-0	0-0-0	0-0-0		AWAY		0-0-0		0-0-0		0-0-0	
0-0-0	0-0-0	0-0-0		NEUTRAL		0-0-0		0-0-0		0-0-0	

RPI S	Opponent	Score	RPI S	Opponent	Score	RPI S	Opponent	Score	RPI S	Opponent	Score
						75 A	Army	0 1	111 N	Central Conn. St.	2 1
						118 A	Yale	0 2			
						143 A	Providence	0 2			
						174 H	Lehigh	2 1			
						178 A	Wagner	0 1			
						187 H	Lafayette	1 0			
						249 H	Cornell	2 0			
						259 A	Bucknell	2 1			

Non-Div. I Games:

Marist

Average RPI Win: 180		WON-LOST	WINNING	LAST 10	STRENGTH OF		OPP. STRENGTH	TEAM	ADJ	CONF.	ADJ CONF.
Average RPI Loss: 25		RECORD	PCT. RANK	GAMES	SCHEDULE		OF SCHEDULE	RPI	RPI	RPI	RPI
DIV. I ONLY		4-3-3	.55	134	4-3-3		195	31	133	.5131	129
DIV. I NON-CONF.		4-2-1	.64286	88	4-2-1		181	58	106	.53476	106
TOTALS		RPI 1-25	RPI 26-50		W-L RECORDS		RPI 51-100		RPI 101-150		RPI 150+
4-3-3	0-1-0	0-2-1		OVERALL		0-0-0		2-0-0		2-0-2	
4-2-2	0-0-0	0-2-1		HOME		0-0-0		2-0-0		2-0-1	
0-1-1	0-1-0	0-0-0		AWAY		0-0-0		0-0-0		0-0-1	
0-0-0	0-0-0	0-0-0		NEUTRAL		0-0-0		0-0-0		0-0-0	
4-2-1	0-1-0	0-1-0		NON-CONFERENCE		0-0-0		2-0-0		2-0-1	
4-1-1	0-0-0	0-1-0		HOME		0-0-0		2-0-0		2-0-1	
0-1-0	0-1-0	0-0-		AWAY		0-0-0		0-0-0		0-0-0	
0-0-0	0-0-0	0-0-0		NEUTRAL		0-0-0		0-0-0		0-0-0	
0-1-2	0-0-0	0-1-1		CONFERENCE		0-0-0		0-0-0		0-0-1	
0-1-1	0-0-0	0-1-1		HOME		0-0-0		0-0-0		0-0-0	
0-0-1	0-0-0	0-0-0		AWAY		0-0-0		0-0-0		0-0-1	
0-0-0	0-0-0	0-0-0		NEUTRAL		0-0-0		0-0-0		0-0-0	
RPI S	Opponent	Score		RPI S	Opponent	Score		RPI S	Opponent	Score	
16 A	UCF	1	5	26 H	West Virginia	1	2	108 H	Indiana	2	1
				32 H	Vanderbilt	0	1	132 H	Akron	1	0
				35 H	Notre Dame	1	1	170 H	Jacksonville	2	1
								192 H	Murray St.	0	0
								223 A	Pittsburgh	2	2
								308 H	Alabama A&M	9	0
LAST 10 GAMES											
170 H	Jacksonville	2	1	35 H	Notre Dame	1	1				
132 H	Akron	1	0	223 A	Pittsburgh	2	2				
192 H	Murray St.	0	0	26 H	West Virginia	1	2				
32 H	Vanderbilt	0	1	108 H	Indiana	2	1				
308 H	Alabama A&M	9	0	16 A	UCF	1	5				

Non-Div. I Games:

South Fla.

Average RPI Win:	204	WON-LOST	WINNING	LAST 10	STRENGTH OF	OPP. STRENGTH	TEAM	ADJ	CONF.	ADJ CONF.		
Average RPI Loss:	63	RECORD	PCT. RANK	GAMES	SCHEDULE	OF SCHEDULE	RPI	RPI	RPI	RPI		
DIV. I ONLY		3-4-3	.45	185	3-4-3	103	106	132	.51291	130	11	11
DIV. I NON-CONF.		3-3-2	.5	148	3-3-2	127	101	137	.51247	136	11	11
<hr/>												
TOTALS	RPI 1-25	RPI 26-50		W-L RECORDS		RPI 51-100		RPI 101-150		RPI 150+		
3-4-3	0-0-0	0-2-0		OVERALL		1-1-1		0-1-1		2-0-1		
3-2-1	0-0-0	0-0-0		HOME		1-1-0		0-1-0		2-0-1		
0-1-1	0-0-0	0-1-0		AWAY		0-0-0		0-0-1		0-0-0		
0-1-1	0-0-0	0-1-0		NEUTRAL		0-0-1		0-0-0		0-0-0		
3-3-2	0-0-0	0-1-0		NON-CONFERENCE		1-1-1		0-1-0		2-0-1		
3-2-1	0-0-0	0-0-0		HOME		1-1-0		0-1-0		2-0-1		
0-0-0	0-0-0	0-0-		AWAY		0-0-0		0-0-0		0-0-0		
0-1-1	0-0-0	0-1-0		NEUTRAL		0-0-1		0-0-0		0-0-0		
0-1-1	0-0-0	0-1-0		CONFERENCE		0-0-0		0-0-1		0-0-0		
0-0-0	0-0-0	0-0-0		HOME		0-0-0		0-0-0		0-0-0		
0-1-1	0-0-0	0-1-0		AWAY		0-0-0		0-0-1		0-0-0		
0-0-0	0-0-0	0-0-0		NEUTRAL		0-0-0		0-0-0		0-0-0		
RPI	S	Opponent	Score	RPI	S	Opponent	Score	RPI	S	Opponent	Score	
26	N	West Virginia	0 3	58	N	Richmond	1 1	103	H	UNC Greensboro	1 4	
48	A	William & Mary	1 3	76	H	St. John's (NY)	1 2	104	A	Old Dominion	4 4	
				98	H	Penn	3 2	230	H	Saint Francis (PA)	3 1	
								241	H	Longwood	2 2	
								284	H	Howard	2 0	
<hr/>												
LAST 10 GAMES												
284	H	Howard	2 0	48	A	William & Mary	1 3					
230	H	Saint Francis (PA)	3 1	104	A	Old Dominion	4 4					
241	H	Longwood	2 2	98	H	Penn	3 2					
103	H	UNC Greensboro	1 4	58	N	Richmond	1 1					
26	N	West Virginia	0 3	76	H	St. John's (NY)	1 2					

Non-Div. I Games:

George Mason

Average RPI Win:	189	WON-LOST RECORD	WINNING PCT. RANK	LAST 10 GAMES	STRENGTH OF SCHEDULE	OPP. STRENGTH OF SCHEDULE	TEAM RPI	ADJ RPI	CONF. RPI	ADJ CONF. RPI	
DIV. I ONLY		5-2-1	.6875 60	5-2-1	260	114	129	.51282 131	12	12	
DIV. I NON-CONF.		4-2-1	.64286 88	4-2-1	225	150	140	.5081 140	12	12	
<hr/>											
TOTALS	RPI 1-25		RPI 26-50	W-L RECORDS		RPI 51-100		RPI 101-150		RPI 150+	
5-2-1	0-0-0		0-0-0	OVERALL		0-1-0		3-1-0		2-0-1	
2-1-1	0-0-0		0-0-0	HOME		0-0-0		2-1-0		0-0-1	
2-1-0	0-0-0		0-0-0	AWAY		0-1-0		1-0-0		1-0-0	
1-0-0	0-0-0		0-0-0	NEUTRAL		0-0-0		0-0-0		1-0-0	
4-2-1	0-0-0		0-0-0	NON-CONFERENCE		0-1-0		2-1-0		2-0-1	
1-1-1	0-0-0		0-0-0	HOME		0-0-0		1-1-0		0-0-1	
2-1-0	0-0-0		0-0-	AWAY		0-1-0		1-0-0		1-0-0	
1-0-0	0-0-0		0-0-0	NEUTRAL		0-0-0		0-0-0		1-0-0	
1-0-0	0-0-0		0-0-0	CONFERENCE		0-0-0		1-0-0		0-0-0	
1-0-0	0-0-0		0-0-0	HOME		0-0-0		1-0-0		0-0-0	
0-0-0	0-0-0		0-0-0	AWAY		0-0-0		0-0-0		0-0-0	
0-0-0	0-0-0		0-0-0	NEUTRAL		0-0-0		0-0-0		0-0-0	
<hr/>											
RPI S	Opponent	Score	RPI S	Opponent	Score	RPI S	Opponent	Score	RPI S	Opponent	Score
						61 A	Massachusetts	0 1	125 H	Sacred Heart	2 3
									142 H	Dartmouth	1 0
									143 H	Providence	2 0
									150 A	Liberty	1 0
									205 H	Vermont	1 1
									212 A	New Hampshire	1 0
									299 N	Coastal Caro.	3 1
<hr/>											
LAST 10 GAMES											
			212 A	New Hampshire	1 0	142 H	Dartmouth	1 0			
			205 H	Vermont	1 1	61 A	Massachusetts	0 1			
			143 H	Providence	2 0	125 H	Sacred Heart	2 3			
			299 N	Coastal Caro.	3 1						
			150 A	Liberty	1 0						

Non-Div. I Games:

Brown

Average RPI Win: 226		WON-LOST RECORD	WINNING PCT. RANK		LAST 10 GAMES	STRENGTH OF SCHEDULE	OPP. STRENGTH OF SCHEDULE	TEAM RPI	ADJ RPI	CONF. RPI	ADJ CONF. RPI		
Average RPI Loss: 111													
DIV. I ONLY		4-3-1	.5625	124	4-3-1	141	233	130	.51265	132	15	15	
DIV. I NON-CONF.		3-3-0	.5	148	3-3-0	104	218	139	.50931	138	16	16	
<hr/>													
TOTALS		RPI 1-25		RPI 26-50		W-L RECORDS		RPI 51-100		RPI 101-150		RPI 150+	
4-3-1		0-0-0		0-0-1		OVERALL		1-1-0		0-1-0		3-1-0	
2-1-1		0-0-0		0-0-1		HOME		0-1-0		0-0-0		2-0-0	
1-2-0		0-0-0		0-0-0		AWAY		1-0-0		0-1-0		0-1-0	
1-0-0		0-0-0		0-0-0		NEUTRAL		0-0-0		0-0-0		1-0-0	
3-3-0		0-0-0		0-0-0		NON-CONFERENCE		1-1-0		0-1-0		2-1-0	
1-1-0		0-0-0		0-0-0		HOME		0-1-0		0-0-0		1-0-0	
1-2-0		0-0-0		0-0-		AWAY		1-0-0		0-1-0		0-1-0	
1-0-0		0-0-0		0-0-0		NEUTRAL		0-0-0		0-0-0		1-0-0	
1-0-1		0-0-0		0-0-1		CONFERENCE		0-0-0		0-0-0		1-0-0	
1-0-1		0-0-0		0-0-1		HOME		0-0-0		0-0-0		1-0-0	
0-0-0		0-0-0		0-0-0		AWAY		0-0-0		0-0-0		0-0-0	
0-0-0		0-0-0		0-0-0		NEUTRAL		0-0-0		0-0-0		0-0-0	
RPI	S	Opponent	Score	RPI	S	Opponent	Score	RPI	S	Opponent	Score		
				42	H	Central Mich.	0 0	52	H	Michigan St.	0 5		
								83	A	Michigan	1 0		
										129	A	South Fla.	0 1
										151	A	FIU	0 1
										225	N	Fla. Atlantic	4 0
										278	H	Eastern Ill.	2 0
										319	H	Eastern Mich.	3 0
LAST 10 GAMES													
				52	H	Michigan St.	0 5	319	H	Eastern Mich.	3 0		
				151	A	FIU	0 1	42	H	Central Mich.	0 0		
				83	A	Michigan	1 0	278	H	Eastern Ill.	2 0		
								225	N	Fla. Atlantic	4 0		
								129	A	South Fla.	0 1		

Non-Div. I Games:

Akron

Average RPI Win:	277	WON-LOST RECORD	WINNING PCT. RANK	LAST 10 GAMES	STRENGTH OF SCHEDULE	OPP. STRENGTH OF SCHEDULE	TEAM RPI	ADJ RPI	CONF. RPI	ADJ CONF. RPI	
Average RPI Loss:	112										
DIV. I ONLY		4-3-0	.57143 122	4-3-0	134	266	131	.51176 133	28	28	
DIV. I NON-CONF.		4-3-0	.57143 127	4-3-0	126	263	136	.51176 137	28	28	
<hr/>											
TOTALS	RPI 1-25	RPI 26-50		W-L RECORDS	RPI 51-100		RPI 101-150		RPI 150+		
4-3-0	0-1-0	0-1-0		OVERALL	0-0-0		0-0-0		4-1-0		
0-0-0	0-0-0	0-0-0		HOME	0-0-0		0-0-0		0-0-0		
4-3-0	0-1-0	0-1-0		AWAY	0-0-0		0-0-0		4-1-0		
0-0-0	0-0-0	0-0-0		NEUTRAL	0-0-0		0-0-0		0-0-0		
4-3-0	0-1-0	0-1-0		NON-CONFERENCE	0-0-0		0-0-0		4-1-0		
0-0-0	0-0-0	0-0-0		HOME	0-0-0		0-0-0		0-0-0		
4-3-0	0-1-0	0-0-		AWAY	0-0-0		0-0-0		4-1-0		
0-0-0	0-0-0	0-0-0		NEUTRAL	0-0-0		0-0-0		0-0-0		
0-0-0	0-0-0	0-0-0		CONFERENCE	0-0-0		0-0-0		0-0-0		
0-0-0	0-0-0	0-0-0		HOME	0-0-0		0-0-0		0-0-0		
0-0-0	0-0-0	0-0-0		AWAY	0-0-0		0-0-0		0-0-0		
0-0-0	0-0-0	0-0-0		NEUTRAL	0-0-0		0-0-0		0-0-0		
RPI S	Opponent	Score	RPI S	Opponent	Score	RPI S	Opponent	Score	RPI S	Opponent	Score
10 A	Milwaukee	0 4	49 A	Iowa	1 6				258 A	Green Bay	1 0
									268 A	Drake	1 0
									277 A	SIU Edwardsville	2 1
									278 A	Eastern Ill.	0 1
									306 A	Mississippi Val.	3 0
					</						

Non-Div. I Games: St. Ambrose 1 0 Grand View 7 2

Western Ill.

Average RPI Win: 185		WON-LOST RECORD		WINNING PCT. RANK		LAST 10 GAMES		STRENGTH OF SCHEDULE		OPP. STRENGTH OF SCHEDULE		TEAM RPI		ADJ RPI		CONF. RPI		ADJ CONF. RPI	
DIV. I ONLY		3-5-1		.38889 221		3-5-1		84		88		137		.50661 137		4		4	
DIV. I NON-CONF.		3-4-1		.4375 193		3-4-1		98		84		138		.5083 139		4		4	
TOTALS		RPI 1-25		RPI 26-50		W-L RECORDS		RPI 51-100		RPI 101-150		RPI 150+							
3-5-1		0-0-1		0-2-0		OVERALL		0-1-0		1-0-0		2-2-0							
1-2-0		0-0-0		0-1-0		HOME		0-0-0		0-0-0		1-1-0							
0-3-0		0-0-0		0-1-0		AWAY		0-1-0		0-0-0		0-1-0							
2-0-1		0-0-1		0-0-0		NEUTRAL		0-0-0		1-0-0		1-0-0							
3-4-1		0-0-1		0-1-0		NON-CONFERENCE		0-1-0		1-0-0		2-2-0							
1-2-0		0-0-0		0-1-0		HOME		0-0-0		0-0-0		1-1-0							
0-2-0		0-0-0		0-0-		AWAY		0-1-0		0-0-0		0-1-0							
2-0-1		0-0-1		0-0-0		NEUTRAL		0-0-0		1-0-0		1-0-0							
0-1-0		0-0-0		0-1-0		CONFERENCE		0-0-0		0-0-0		0-0-0							
0-0-0		0-0-0		0-0-0		HOME		0-0-0		0-0-0		0-0-0							
0-1-0		0-0-0		0-1-0		AWAY		0-0-0		0-0-0		0-0-0							
0-0-0		0-0-0		0-0-0		NEUTRAL		0-0-0		0-0-0		0-0-0							
RPI	S	Opponent		Score		RPI	S	Opponent		Score		RPI	S	Opponent		Score			
5	N	Auburn		2	2	39	H	Denver		0	1	55	A	Illinois		2	3		
						40	A	Oregon St.		0	2								
														119	N	Colorado Col.	5	0	
														159	A	Purdue	0	1	
														193	H	Northern Colo.	3	0	
														227	H	Wyoming	0	1	
														243	N	CSU Bakersfield	2	1	
LAST 10 GAMES																			
						40	A	Oregon St.		0	2	159	A	Purdue		0	1		
						243	N	CSU Bakersfield		2	1	227	H	Wyoming		0	1		
						5	N	Auburn		2	2	193	H	Northern Colo.		3	0		
						39	H	Denver		0	1	119	N	Colorado Col.		5	0		
						55	A	Illinois		2	3								

Non-Div. I Games:

Colorado

Average RPI Win: 242		WON-LOST RECORD	WINNING PCT. RANK		LAST 10 GAMES	STRENGTH OF SCHEDULE	OPP. STRENGTH OF SCHEDULE	TEAM RPI	ADJ RPI	CONF. RPI	ADJ CONF. RPI					
Average RPI Loss: 77																
DIV. I ONLY		6-3-0	.66667	72	6-3-0	253	180	141	.50615	138	9	9				
DIV. I NON-CONF.		6-3-0	.66667	76	6-3-0	246	175	144	.50615	142	9	9				
<hr/>																
TOTALS		RPI 1-25		RPI 26-50		W-L RECORDS		RPI 51-100		RPI 101-150		RPI 150+				
6-3-0		0-0-0		0-1-0		OVERALL		0-1-0		0-1-0		6-0-0				
3-1-0		0-0-0		0-0-0		HOME		0-1-0		0-0-0		3-0-0				
3-1-0		0-0-0		0-1-0		AWAY		0-0-0		0-0-0		3-0-0				
0-1-0		0-0-0		0-0-0		NEUTRAL		0-0-0		0-1-0		0-0-0				
6-3-0		0-0-0		0-1-0		NON-CONFERENCE		0-1-0		0-1-0		6-0-0				
3-1-0		0-0-0		0-0-0		HOME		0-1-0		0-0-0		3-0-0				
3-1-0		0-0-0		0-0-		AWAY		0-0-0		0-0-0		3-0-0				
0-1-0		0-0-0		0-0-0		NEUTRAL		0-0-0		0-1-0		0-0-0				
0-0-0		0-0-0		0-0-0		CONFERENCE		0-0-0		0-0-0		0-0-0				
0-0-0		0-0-0		0-0-0		HOME		0-0-0		0-0-0		0-0-0				
0-0-0		0-0-0		0-0-0		AWAY		0-0-0		0-0-0		0-0-0				
0-0-0		0-0-0		0-0-0		NEUTRAL		0-0-0		0-0-0		0-0-0				
RPI	S	Opponent	Score	RPI	S	Opponent	Score	RPI	S	Opponent	Score					
				40	A	Oregon St.	0 1	71	H	Seattle	0 1	120	N	Oregon	1 2	
												182	H	Creighton	2 0	
												213	A	San Francisco	2 0	
												238	H	UNLV	2 0	
												242	H	Sacramento St.	1 0	
												280	A	San Jose St.	5 2	
												295	A	Nevada	1 0	
<hr/>																
LAST 10 GAMES																
				40	A	Oregon St.	0 1	295	A	Nevada	1 0					
				120	N	Oregon	1 2	242	H	Sacramento St.	1 0					
				238	H	UNLV	2 0	71	H	Seattle	0 1					
				182	H	Creighton	2 0	213	A	San Francisco	2 0					
				280	A	San Jose St.	5 2									

Non-Div. I Games:

UC Davis

Villanova

Through Games Of Sept. 26, 2011

Average RPI Win:	176	WON-LOST	WINNING	LAST 10	STRENGTH OF	OPP. STRENGTH	TEAM	ADJ	CONF.	ADJ CONF.	
Average RPI Loss:	94	RECORD	PCT. RANK	GAMES	SCHEDULE	OF SCHEDULE	RPI	RPI	RPI	RPI	
DIV. I ONLY	4-6-2	.41667	201	3-6-1	110	91	143	.50518	139	7	7
DIV. I NON-CONF.	4-2-2	.625	95	3-2-1	110	128	89	.54948	87	7	7
<hr/>											
TOTALS	RPI 1-25	RPI 26-50		W-L RECORDS		RPI 51-100		RPI 101-150		RPI 150+	
4-6-2	0-0-0	1-1-1		OVERALL		0-4-1		0-0-0		3-1-0	
1-3-1	0-0-0	0-0-0		HOME		0-2-1		0-0-0		1-1-0	
2-3-1	0-0-0	1-1-1		AWAY		0-2-0		0-0-0		1-0-0	
1-0-0	0-0-0	0-0-0		NEUTRAL		0-0-0		0-0-0		1-0-0	
<hr/>											
4-2-2	0-0-0	1-0-1		NON-CONFERENCE		0-1-1		0-0-0		3-1-0	
1-2-1	0-0-0	0-0-0		HOME		0-1-1		0-0-0		1-1-0	
2-0-1	0-0-0	1-1-		AWAY		0-0-0		0-0-0		1-0-0	
1-0-0	0-0-0	0-0-0		NEUTRAL		0-0-0		0-0-0		1-0-0	
<hr/>											
0-4-0	0-0-0	0-1-0		CONFERENCE		0-3-0		0-0-0		0-0-0	
0-1-0	0-0-0	0-0-0		HOME		0-1-0		0-0-0		0-0-0	
0-3-0	0-0-0	0-1-0		AWAY		0-2-0		0-0-0		0-0-0	
0-0-0	0-0-0	0-0-0		NEUTRAL		0-0-0		0-0-0		0-0-0	
<hr/>											
RPI S	Opponent	Score	RPI S	Opponent	Score	RPI S	Opponent	Score	RPI S	Opponent	Score
			45 A	Rutgers	1 2	66 H	Seton Hall	0 1	179 H	Princeton	1 2
			47 A	Georgia	3 2	76 A	St. John's (NY)	0 2	189 H	Saint Joseph's	2 1
			48 A	William & Mary	2 2	92 H	James Madison	1 1	221 N	VCU	3 2
						98 H	Penn	0 1	246 A	Georgia St.	3 2
						100 A	Syracuse	0 1			
<hr/>											
LAST 10 GAMES											
			66 H	Seton Hall	0 1	100 A	Syracuse	0 1			
			45 A	Rutgers	1 2	76 A	St. John's (NY)	0 2			
			179 H	Princeton	1 2	221 N	VCU	3 2			
			98 H	Penn	0 1	47 A	Georgia	3 2			
			48 A	William & Mary	2 2	246 A	Georgia St.	3 2			

Non-Div. I Games:

Villanova

Average RPI Win:		266	WON-LOST RECORD		WINNING PCT. RANK		LAST 10 GAMES		STRENGTH OF SCHEDULE		OPP. STRENGTH OF SCHEDULE		TEAM RPI		ADJ RPI		CONF. RPI		ADJ CONF. RPI	
DIV. I ONLY			7-2-1		.75 31		6-2-1		277		229		138		.50508 140		28		28	
DIV. I NON-CONF.			7-2-1		.75 40		6-2-1		273		228		142		.50508 145		28		28	
TOTALS		RPI 1-25		RPI 26-50		W-L RECORDS		RPI 51-100		RPI 101-150		RPI 150+								
7-2-1		0-1-0		0-0-0		OVERALL		0-0-0		0-0-0		7-1-1								
3-0-1		0-0-0		0-0-0		HOME		0-0-0		0-0-0		3-0-1								
4-0-0		0-0-0		0-0-0		AWAY		0-0-0		0-0-0		4-0-0								
0-2-0		0-1-0		0-0-0		NEUTRAL		0-0-0		0-0-0		0-1-0								
7-2-1		0-1-0		0-0-0		NON-CONFERENCE		0-0-0		0-0-0		7-1-1								
3-0-1		0-0-0		0-0-0		HOME		0-0-0		0-0-0		3-0-1								
4-0-0		0-0-0		0-0-		AWAY		0-0-0		0-0-0		4-0-0								
0-2-0		0-1-0		0-0-0		NEUTRAL		0-0-0		0-0-0		0-1-0								
0-0-0		0-0-0		0-0-0		CONFERENCE		0-0-0		0-0-0		0-0-0								
0-0-0		0-0-0		0-0-0		HOME		0-0-0		0-0-0		0-0-0								
0-0-0		0-0-0		0-0-0		AWAY		0-0-0		0-0-0		0-0-0								
0-0-0		0-0-0		0-0-0		NEUTRAL		0-0-0		0-0-0		0-0-0								
RPI	S	Opponent		Score		RPI	S	Opponent		Score		RPI	S	Opponent		Score				
17	N	California		0 7								215	N	Idaho		2 3				
												236	A	Hawaii		3 2				
												258	A	Green Bay		1 0				
												266	A	Montana		4 0				
												266	H	Montana		3 0				
												268	H	Drake		1 0				
												281	A	UNI		1 0				
												282	H	North Dakota		2 2				
												289	H	Neb. Omaha		3 1				
LAST 10 GAMES																				
						289	H	Neb. Omaha		3 1		282	H	North Dakota		2 2				
						266	H	Montana		3 0		268	H	Drake		1 0				
						215	N	Idaho		2 3		236	A	Hawaii		3 2				
						266	A	Montana		4 0		17	N	California		0 7				
						258	A	Green Bay		1 0		281	A	UNI		1 0				

Non-Div. I Games:

North Dakota St.

Average RPI Win: 169		WON-LOST RECORD		WINNING PCT. RANK		LAST 10 GAMES		STRENGTH OF SCHEDULE		OPP. STRENGTH OF SCHEDULE		TEAM RPI		ADJ RPI		CONF. RPI		ADJ CONF. RPI	
Average RPI Loss: 79																			
DIV. I ONLY		2-7-1		.25 268		2-7-1		18		164		139		.50465 141		7		7	
DIV. I NON-CONF.		2-5-0		.28571 258		2-5-0		13		162		119		.52258 121		7		7	
TOTALS		RPI 1-25		RPI 26-50		W-L RECORDS		RPI 51-100		RPI 101-150		RPI 150+							
2-7-1		0-1-0		0-2-0		OVERALL		1-2-1		0-1-0		1-1-0							
1-3-0		0-0-0		0-1-0		HOME		1-0-0		0-1-0		0-1-0							
1-3-1		0-1-0		0-1-0		AWAY		0-1-1		0-0-0		1-0-0							
0-1-0		0-0-0		0-0-0		NEUTRAL		0-1-0		0-0-0		0-0-0							
2-5-0		0-1-0		0-1-0		NON-CONFERENCE		1-2-0		0-0-0		1-1-0							
1-2-0		0-0-0		0-1-0		HOME		1-0-0		0-0-0		0-1-0							
1-2-0		0-1-0		0-0-		AWAY		0-1-0		0-0-0		1-0-0							
0-1-0		0-0-0		0-0-0		NEUTRAL		0-1-0		0-0-0		0-0-0							
0-2-1		0-0-0		0-1-0		CONFERENCE		0-0-1		0-1-0		0-0-0							
0-1-0		0-0-0		0-0-0		HOME		0-0-0		0-1-0		0-0-0							
0-1-1		0-0-0		0-1-0		AWAY		0-0-1		0-0-0		0-0-0							
0-0-0		0-0-0		0-0-0		NEUTRAL		0-0-0		0-0-0		0-0-0							
RPI S	Opponent	Score		RPI S	Opponent	Score		RPI S	Opponent	Score		RPI S	Opponent	Score					
10 A	Milwaukee	0	1	27 A	Marquette	1	2	52 N	Michigan St.	0	1	149 H	Cincinnati	0	1				
				49 H	Iowa	0	3	83 A	Michigan	1	3	184 H	Illinois St.	3	4				
								93 H	Minnesota	2	1	244 A	Loyola (IL)	1	0				
								95 A	Louisville	1	1								
LAST 10 GAMES																			
				149 H	Cincinnati	0	1	27 A	Marquette	1	2								
				93 H	Minnesota	2	1	95 A	Louisville	1	1								
				244 A	Loyola (IL)	1	0	52 N	Michigan St.	0	1								
				184 H	Illinois St.	3	4	10 A	Milwaukee	0	1								
				83 A	Michigan	1	3	49 H	Iowa	0	3								

Non-Div. I Games:

DePaul

[illegible]

Non-Div. I Games:

Dartmouth

Average RPI Win: 150		WON-LOST	WINNING	LAST 10	STRENGTH OF		OPP. STRENGTH	TEAM	ADJ		CONF.	ADJ CONF.
Average RPI Loss: 109		RECORD	PCT. RANK	GAMES	SCHEDULE		OF SCHEDULE	RPI	RPI		RPI	RPI
DIV. I ONLY		4-4-4	.5	150	4-4-1		159	131	146		.50413	143
DIV. I NON-CONF.		2-2-4	.5	148	2-2-1		157	169	158		.49512	157
TOTALS		RPI 1-25	RPI 26-50		W-L RECORDS		RPI 51-100		RPI 101-150		RPI 150+	
4-4-4		0-0-0	0-0-0		OVERALL		1-2-0		2-2-1		1-0-3	
4-1-1		0-0-0	0-0-0		HOME		1-1-0		2-0-0		1-0-1	
0-2-3		0-0-0	0-0-0		AWAY		0-1-0		0-1-1		0-0-2	
0-1-0		0-0-0	0-0-0		NEUTRAL		0-0-0		0-1-0		0-0-0	
2-2-4		0-0-0	0-0-0		NON-CONFERENCE		0-0-0		1-2-1		1-0-3	
2-0-1		0-0-0	0-0-0		HOME		0-0-0		1-0-0		1-0-1	
0-1-3		0-0-0	0-0-		AWAY		0-0-0		0-1-1		0-0-2	
0-1-0		0-0-0	0-0-0		NEUTRAL		0-0-0		0-1-0		0-0-0	
2-2-0		0-0-0	0-0-0		CONFERENCE		1-2-0		1-0-0		0-0-0	
2-1-0		0-0-0	0-0-0		HOME		1-1-0		1-0-0		0-0-0	
0-1-0		0-0-0	0-0-0		AWAY		0-1-0		0-0-0		0-0-0	
0-0-0		0-0-0	0-0-0		NEUTRAL		0-0-0		0-0-0		0-0-0	
RPI S	Opponent	Score	RPI S	Opponent	Score	RPI S	Opponent	Score	RPI S	Opponent	Score	
						76 H	St. John's (NY)	2 0	111 N	Central Conn. St.	1 2	
						95 H	Louisville	0 1	118 A	Yale	0 0	
						100 A	Syracuse	0 1	128 H	Marist	2 0	
									131 A	Brown	0 2	
									149 H	Cincinnati	2 0	
									154 A	Charlotte	0 0	
									164 H	Bryant	2 2	
									210 A	Davidson	2 2	
									248 H	Holy Cross	5 0	
LAST 10 GAMES												
			128 H	Marist	2 0	95 H	Louisville	0 1				
			131 A	Brown	0 2	149 H	Cincinnati	2 0				
			118 A	Yale	0 0	100 A	Syracuse	0 1				
			111 N	Central Conn. St.	1 2	76 H	St. John's (NY)	2 0				
			248 H	Holy Cross	5 0	154 A	Charlotte	0 0				

Non-Div. I Games:

Providence

Average RPI Win: 188		WON-LOST	WINNING	LAST 10	STRENGTH OF		OPP. STRENGTH	TEAM	ADJ	CONF.	ADJ CONF.
Average RPI Loss: 111		RECORD	PCT. RANK	GAMES	SCHEDULE		OF SCHEDULE	RPI	RPI	RPI	RPI
DIV. I ONLY		7-3-1	.68182	63	7-3-0		283	93	145	.50382	144
DIV. I NON-CONF.		5-3-1	.61111	106	5-3-0		283	114	174	.47665	174
TOTALS		RPI 1-25	RPI 26-50		W-L RECORDS		RPI 51-100		RPI 101-150		RPI 150+
7-3-1	0-0-0	0-1-0		OVERALL		2-1-0		1-0-0		4-1-1	
5-0-1	0-0-0	0-0-0		HOME		2-0-0		0-0-0		3-0-1	
2-1-0	0-0-0	0-1-0		AWAY		0-0-0		1-0-0		1-0-0	
0-2-0	0-0-0	0-0-0		NEUTRAL		0-1-0		0-0-0		0-1-0	
5-3-1	0-0-0	0-1-0		NON-CONFERENCE		1-1-0		1-0-0		3-1-1	
3-0-1	0-0-0	0-0-0		HOME		1-0-0		0-0-0		2-0-1	
2-1-0	0-0-0	0-0-		AWAY		0-0-0		1-0-0		1-0-0	
0-2-0	0-0-0	0-0-0		NEUTRAL		0-1-0		0-0-0		0-1-0	
2-0-0	0-0-0	0-0-0		CONFERENCE		1-0-0		0-0-0		1-0-0	
2-0-0	0-0-0	0-0-0		HOME		1-0-0		0-0-0		1-0-0	
0-0-0	0-0-0	0-0-0		AWAY		0-0-0		0-0-0		0-0-0	
0-0-0	0-0-0	0-0-0		NEUTRAL		0-0-0		0-0-0		0-0-0	
RPI S	Opponent	Score	RPI S	Opponent	Score	RPI S	Opponent	Score	RPI S	Opponent	Score
36 A	Baylor	0 2	68 H	SMU	2 1	122 A	Houston	1 0	160 H	Oral Roberts	2 2
			70 N	Cal St. Fullerton	1 4	173 H	Middle Tenn.	3 0	226 N	UC Riverside	1 2
			80 H	Western Ky.	2 1	232 H	Sam Houston St.	3 1	318 H	Grambling	11 0
						321 A	Texas Southern	5 0			
LAST 10 GAMES											
36 A	Baylor	0 2	173 H	Middle Tenn.	3 0						
232 H	Sam Houston St.	3 1	80 H	Western Ky.	2 1						
122 A	Houston	1 0	70 N	Cal St. Fullerton	1 4						
68 H	SMU	2 1	226 N	UC Riverside	1 2						
318 H	Grambling	11 0	321 A	Texas Southern	5 0						

Non-Div. I Games:

North Texas

Average RPI Win: 249		WON-LOST	WINNING	LAST 10	STRENGTH OF		OPP. STRENGTH	TEAM	ADJ	CONF.	ADJ CONF.
Average RPI Loss: 105		RECORD	PCT. RANK	GAMES	SCHEDULE		OF SCHEDULE	RPI	RPI	RPI	RPI
DIV. I ONLY		5-5-0	.5	150	4-5-0		106	271	140	.50371	145
DIV. I NON-CONF.		5-3-0	.625	95	4-3-0		130	279	122	.52183	124
TOTALS		RPI 1-25	RPI 26-50		W-L RECORDS		RPI 51-100		RPI 101-150		RPI 150+
5-5-0	0-0-0	0-0-0		OVERALL		0-3-0		0-1-0		5-1-0	
1-3-0	0-0-0	0-0-0		HOME		0-2-0		0-0-0		1-1-0	
3-2-0	0-0-0	0-0-0		AWAY		0-1-0		0-1-0		3-0-0	
1-0-0	0-0-0	0-0-0		NEUTRAL		0-0-0		0-0-0		1-0-0	
5-3-0	0-0-0	0-0-0		NON-CONFERENCE		0-2-0		0-1-0		5-0-0	
1-1-0	0-0-0	0-0-0		HOME		0-1-0		0-0-0		1-0-0	
3-2-0	0-0-0	0-0-0		AWAY		0-1-0		0-1-0		3-0-0	
1-0-0	0-0-0	0-0-0		NEUTRAL		0-0-0		0-0-0		1-0-0	
0-2-0	0-0-0	0-0-0		CONFERENCE		0-1-0		0-0-0		0-1-0	
0-2-0	0-0-0	0-0-0		HOME		0-1-0		0-0-0		0-1-0	
0-0-0	0-0-0	0-0-0		AWAY		0-0-0		0-0-0		0-0-0	
0-0-0	0-0-0	0-0-0		NEUTRAL		0-0-0		0-0-0		0-0-0	
RPI S	Opponent	Score	RPI S	Opponent	Score	RPI S	Opponent	Score	RPI S	Opponent	Score
						60 H	Southeast Mo. St.	1 3	135 A	South Ala.	1 2
						80 H	Western Ky.	1 3	161 H	UT Martin	0 2
						90 A	Xavier	0 1	176 H	Belmont	2 1
									200 N	Troy	2 1
									271 A	Chattanooga	4 0
									291 A	Lipscomb	5 0
									308 A	Alabama A&M	14 0
LAST 10 GAMES											
			135 A	South Ala.	1 2		161 H	UT Martin	0 2		
			200 N	Troy	2 1		60 H	Southeast Mo. St.	1 3		
			176 H	Belmont	2 1		90 A	Xavier	0 1		
			80 H	Western Ky.	1 3		291 A	Lipscomb	5 0		
			271 A	Chattanooga	4 0		308 A	Alabama A&M	14 0		

Non-Div. I Games: Union (TN) 5 0

Austin Peay

Average RPI Win: 215		WON-LOST	WINNING	LAST 10	STRENGTH OF	OPP. STRENGTH	TEAM	ADJ	CONF.	ADJ CONF.		
Average RPI Loss: 123		RECORD	PCT. RANK	GAMES	SCHEDULE	OF SCHEDULE	RPI	RPI	RPI	RPI		
DIV. I ONLY		5-4-1	.55	134	5-4-1	174	179	142	.50336	146	4	4
DIV. I NON-CONF.		4-4-1	.5	148	4-4-1	184	186	167	.48321	166	4	4
<hr/>												
TOTALS		RPI 1-25		RPI 26-50		W-L RECORDS		RPI 51-100		RPI 101-150		RPI 150+
5-4-1		0-0-0		0-0-0		OVERALL		0-3-1		1-0-0		4-1-0
3-1-0		0-0-0		0-0-0		HOME		0-0-0		0-0-0		3-1-0
1-3-1		0-0-0		0-0-0		AWAY		0-3-1		1-0-0		0-0-0
1-0-0		0-0-0		0-0-0		NEUTRAL		0-0-0		0-0-0		1-0-0
<hr/>												
4-4-1		0-0-0		0-0-0		NON-CONFERENCE		0-3-1		0-0-0		4-1-0
3-1-0		0-0-0		0-0-0		HOME		0-0-0		0-0-0		3-1-0
0-3-1		0-0-0		0-0-		AWAY		0-3-1		0-0-0		0-0-0
1-0-0		0-0-0		0-0-0		NEUTRAL		0-0-0		0-0-0		1-0-0
<hr/>												
1-0-0		0-0-0		0-0-0		CONFERENCE		0-0-0		1-0-0		0-0-0
0-0-0		0-0-0		0-0-0		HOME		0-0-0		0-0-0		0-0-0
1-0-0		0-0-0		0-0-0		AWAY		0-0-0		1-0-0		0-0-0
0-0-0		0-0-0		0-0-0		NEUTRAL		0-0-0		0-0-0		0-0-0
<hr/>												
RPI	S	Opponent	Score	RPI	S	Opponent	Score	RPI	S	Opponent	Score	
						56 A	Utah St.	0		120 A	Oregon	2 0
						57 A	BYU	0		203 H	Utah Valley	3 0
						70 A	Cal St. Fullerton	0		226 N	UC Riverside	2 1
						84 A	St. Mary's (CA)	1		253 H	Weber St.	1 0
										274 H	Idaho St.	3 1
										295 H	Nevada	0 1

Non-Div. I Games:

Utah

Average RPI Win:		189	WON-LOST RECORD		WINNING PCT. RANK		LAST 10 GAMES		STRENGTH OF SCHEDULE		OPP. STRENGTH OF SCHEDULE		TEAM RPI		ADJ RPI		CONF. RPI		ADJ CONF. RPI	
DIV. I ONLY			5-5-2		.5 150		4-4-1		171		89		147		.50238 147		9		9	
DIV. I NON-CONF.			5-5-2		.5 148		4-4-1		162		82		149		.50238 149		9		9	
TOTALS		RPI 1-25		RPI 26-50		W-L RECORDS		RPI 51-100		RPI 101-150		RPI 150+								
5-5-2		0-2-0		0-0-0		OVERALL		1-3-0		1-0-0		3-0-2								
2-4-0		0-2-0		0-0-0		HOME		1-2-0		0-0-0		1-0-0								
3-1-1		0-0-0		0-0-0		AWAY		0-1-0		1-0-0		2-0-1								
0-0-1		0-0-0		0-0-0		NEUTRAL		0-0-0		0-0-0		0-0-1								
5-5-2		0-2-0		0-0-0		NON-CONFERENCE		1-3-0		1-0-0		3-0-2								
2-4-0		0-2-0		0-0-0		HOME		1-2-0		0-0-0		1-0-0								
3-1-1		0-0-0		0-0-		AWAY		0-1-0		1-0-0		2-0-1								
0-0-1		0-0-0		0-0-0		NEUTRAL		0-0-0		0-0-0		0-0-1								
0-0-0		0-0-0		0-0-0		CONFERENCE		0-0-0		0-0-0		0-0-0								
0-0-0		0-0-0		0-0-0		HOME		0-0-0		0-0-0		0-0-0								
0-0-0		0-0-0		0-0-0		AWAY		0-0-0		0-0-0		0-0-0								
0-0-0		0-0-0		0-0-0		NEUTRAL		0-0-0		0-0-0		0-0-0								
RPI	S	Opponent		Score		RPI	S	Opponent		Score		RPI	S	Opponent		Score				
14	H	Pepperdine		0	3							109	A	San Diego St.		1	0			
18	H	Santa Clara		1	2							67	H	Fresno St.		3	2			
												74	H	New Mexico		0	1			
												93	H	Minnesota		0	1			
												237	A	Oakland		2	0			
												238	A	UNLV		1	0			
												243	A	CSU Bakersfield		1	1			
												295	H	Nevada		1	0			
LAST 10 GAMES																				
						52	A	Michigan St.		1	4	243	A	CSU Bakersfield		1	1			
						237	A	Oakland		2	0	109	A	San Diego St.		1	0			
						74	H	New Mexico		0	1	295	H	Nevada		1	0			
						67	H	Fresno St.		3	2	14	H	Pepperdine		0	3			
						93	H	Minnesota		0	1	18	H	Santa Clara		1	2			

Non-Div. I Games:

UC Santa Barbara

Average RPI Win: 252		WON-LOST RECORD		WINNING PCT. RANK		LAST 10 GAMES		STRENGTH OF SCHEDULE		OPP. STRENGTH OF SCHEDULE		TEAM RPI		ADJ RPI		CONF. RPI		ADJ CONF. RPI	
DIV. I ONLY		6-3-1		.65 80		6-3-1		259		171		150		.49972 148		19		18	
DIV. I NON-CONF.		5-2-1		.6875 69		5-2-1		262		173		148		.50315 147		19		18	
TOTALS		RPI 1-25		RPI 26-50		W-L RECORDS		RPI 51-100		RPI 101-150		RPI 150+							
6-3-1		0-0-0		0-0-0		OVERALL		0-3-0		0-0-1		6-0-0							
3-0-0		0-0-0		0-0-0		HOME		0-0-0		0-0-0		3-0-0							
2-2-1		0-0-0		0-0-0		AWAY		0-2-0		0-0-1		2-0-0							
1-1-0		0-0-0		0-0-0		NEUTRAL		0-1-0		0-0-0		1-0-0							
5-2-1		0-0-0		0-0-0		NON-CONFERENCE		0-2-0		0-0-1		5-0-0							
3-0-0		0-0-0		0-0-0		HOME		0-0-0		0-0-0		3-0-0							
1-1-1		0-0-0		0-0-		AWAY		0-1-0		0-0-1		1-0-0							
1-1-0		0-0-0		0-0-0		NEUTRAL		0-1-0		0-0-0		1-0-0							
1-1-0		0-0-0		0-0-0		CONFERENCE		0-1-0		0-0-0		1-0-0							
0-0-0		0-0-0		0-0-0		HOME		0-0-0		0-0-0		0-0-0							
1-1-0		0-0-0		0-0-0		AWAY		0-1-0		0-0-0		1-0-0							
0-0-0		0-0-0		0-0-0		NEUTRAL		0-0-0		0-0-0		0-0-0							
RPI	S	Opponent		Score		RPI	S	Opponent		Score		RPI	S	Opponent		Score			

Non-Div. I Games:

Western Caro.

Average RPI Win:		154	WON-LOST RECORD		WINNING PCT. RANK	LAST 10 GAMES	STRENGTH OF SCHEDULE		OPP. STRENGTH OF SCHEDULE	TEAM RPI	ADJ RPI	CONF. RPI	ADJ CONF. RPI
Average RPI Loss:		69											
DIV. I ONLY			5-4-3		.54167	148	4-3-3		241	17	152	.49898	149
DIV. I NON-CONF.			4-2-2		.625	95	3-1-2		202	57	124	.52303	120
TOTALS		RPI 1-25	RPI 26-50		W-L RECORDS		RPI 51-100		RPI 101-150		RPI 150+		
5-4-3		0-1-0	0-1-0		OVERALL		2-1-1		1-1-1		2-0-1		
1-3-1		0-1-0	0-1-0		HOME		1-1-0		0-0-1		0-0-0		
3-1-1		0-0-0	0-0-0		AWAY		1-0-1		1-1-0		1-0-0		
1-0-1		0-0-0	0-0-0		NEUTRAL		0-0-0		0-0-0		1-0-1		
4-2-2		0-1-0	0-0-0		NON-CONFERENCE		2-1-0		0-0-1		2-0-1		
1-2-1		0-1-0	0-0-0		HOME		1-1-0		0-0-1		0-0-0		
2-0-0		0-0-0	0-0-		AWAY		1-0-0		0-0-0		1-0-0		
1-0-1		0-0-0	0-0-0		NEUTRAL		0-0-0		0-0-0		1-0-1		
1-2-1		0-0-0	0-1-0		CONFERENCE		0-0-1		1-1-0		0-0-0		
0-1-0		0-0-0	0-1-0		HOME		0-0-0		0-0-0		0-0-0		
1-1-1		0-0-0	0-0-0		AWAY		0-0-1		1-1-0		0-0-0		
0-0-0		0-0-0	0-0-0		NEUTRAL		0-0-0		0-0-0		0-0-0		
RPI S	Opponent	Score	RPI S	Opponent	Score	RPI S	Opponent	Score	RPI S	Opponent	Score		
21 H	Wisconsin	1 2	35 H	Notre Dame	1 4	54 A	Connecticut	2 2	141 A	DePaul	1 0		
						73 A	Col. of Charleston	3 2	143 A	Providence	0 2		
						78 H	Cal Poly	1 2	148 H	Western Caro.	1 1		
						90 H	Xavier	1 0	169 A	Northwestern	2 1		
									244 N	Loyola (IL)	0 0		
									299 N	Coastal Caro.	4 0		
LAST 10 GAMES						299 N	Coastal Caro.	4 0	54 A	Connecticut	2 2		
						73 A	Col. of Charleston	3 2	143 A	Providence	0 2		
						21 H	Wisconsin	1 2	35 H	Notre Dame	1 4		
						148 H	Western Caro.	1 1	141 A	DePaul	1 0		
						244 N	Loyola (IL)	0 0	169 A	Northwestern	2 1		

Non-Div. I Games:

Cincinnati

Average RPI Win:	254	WON-LOST RECORD	WINNING PCT. RANK	LAST 10 GAMES	STRENGTH OF SCHEDULE	OPP. STRENGTH OF SCHEDULE	TEAM RPI	ADJ RPI	CONF. RPI	ADJ CONF. RPI
DIV. I ONLY		3-3-2	.5 150	3-3-2	162	159	151	.49803 150	29	29
DIV. I NON-CONF.		3-3-2	.5 148	3-3-2	150	156	153	.49803 153	29	29
<hr/>										
TOTALS	RPI 1-25	RPI 26-50		W-L RECORDS	RPI 51-100		RPI 101-150		RPI 150+	
3-3-2	0-1-0	0-0-0		OVERALL	0-1-0		0-1-0		3-0-2	
1-1-2	0-0-0	0-0-0		HOME	0-0-0		0-1-0		1-0-2	
2-2-0	0-1-0	0-0-0		AWAY	0-1-0		0-0-0		2-0-0	
0-0-0	0-0-0	0-0-0		NEUTRAL	0-0-0		0-0-0		0-0-0	
3-3-2	0-1-0	0-0-0		NON-CONFERENCE	0-1-0		0-1-0		3-0-2	
1-1-2	0-0-0	0-0-0		HOME	0-0-0		0-1-0		1-0-2	
2-2-0	0-1-0	0-0-		AWAY	0-1-0		0-0-0		2-0-0	
0-0-0	0-0-0	0-0-0		NEUTRAL	0-0-0		0-0-0		0-0-0	
0-0-0	0-0-0	0-0-0		CONFERENCE	0-0-0		0-0-0		0-0-0	
0-0-0	0-0-0	0-0-0		HOME	0-0-0		0-0-0		0-0-0	
0-0-0	0-0-0	0-0-0		AWAY	0-0-0		0-0-0		0-0-0	
0-0-0	0-0-0	0-0-0		NEUTRAL	0-0-0		0-0-0		0-0-0	
RPI S	Opponent	Score		RPI S	Opponent	Score		RPI S	Opponent	Score
7 A	Virginia	1	9					58 A	Richmond	0 1
								131 H	Brown	0 1
								188 H	Elon	0 0
								220 A	George Washington	2 1
								241 H	Longwood	1 1
								257 H	Valparaiso	3 1
								284 A	Howard	2 1
LAST 10 GAMES										
				257 H	Valparaiso	3 1		284 A	Howard	2 1
				131 H	Brown	0 1		220 A	George Washington	2 1
				241 H	Longwood	1 1		188 H	Elon	0 0
				7 A	Virginia	1 9		58 A	Richmond	0 1

Non-Div. I Games:

Liberty

Average RPI Win: 157		WON-LOST	WINNING	LAST 10	STRENGTH OF	OPP. STRENGTH	TEAM	ADJ	CONF.	ADJ CONF.						
Average RPI Loss: 134		RECORD	PCT. RANK	GAMES	SCHEDULE	OF SCHEDULE	RPI	RPI	RPI	RPI						
DIV. I ONLY		4-5-0	.44444	192	4-5-0	131	95	148	.49783	151	13	13				
DIV. I NON-CONF.		2-5-0	.28571	258	2-5-0	109	86	188	.4651	190	13	13				
<hr/>																
TOTALS		RPI 1-25	RPI 26-50		W-L RECORDS	RPI 51-100		RPI 101-150		RPI 150+						
4-5-0	0-1-0		0-1-0		OVERALL	0-0-0		3-1-0		1-2-0						
1-3-0	0-1-0		0-0-0		HOME	0-0-0		1-1-0		0-1-0						
2-2-0	0-0-0		0-1-0		AWAY	0-0-0		1-0-0		1-1-0						
1-0-0	0-0-0		0-0-0		NEUTRAL	0-0-0		1-0-0		0-0-0						
<hr/>																
2-5-0	0-1-0		0-1-0		NON-CONFERENCE	0-0-0		2-1-0		0-2-0						
1-3-0	0-1-0		0-0-0		HOME	0-0-0		1-1-0		0-1-0						
0-2-0	0-0-0		0-0-		AWAY	0-0-0		0-0-0		0-1-0						
1-0-0	0-0-0		0-0-0		NEUTRAL	0-0-0		1-0-0		0-0-0						
<hr/>																
2-0-0	0-0-0		0-0-0		CONFERENCE	0-0-0		1-0-0		1-0-0						
0-0-0	0-0-0		0-0-0		HOME	0-0-0		0-0-0		0-0-0						
2-0-0	0-0-0		0-0-0		AWAY	0-0-0		1-0-0		1-0-0						
0-0-0	0-0-0		0-0-0		NEUTRAL	0-0-0		0-0-0		0-0-0						
<hr/>																
RPI	S	Opponent	Score		RPI	S	Opponent	Score		RPI	S	Opponent	Score			
4	H	Florida	0	2	40	A	Oregon St.	0	7			112	A	UALR	2	1
												113	H	Fla. Gulf Coast	2	3
												120	N	Oregon	2	1
												132	H	Akron	1	0
												251	A	Stetson	1	2
												261	H	UMKC	2	3
												262	A	Arkansas St.	2	1
<hr/>																
LAST 10 GAMES																
262 A Arkansas St.					2	1	112 A UALR					2	1			
132 H Akron					1	0	120 N Oregon					2	1			
4 H Florida					0	2	40 A Oregon St.					0	7			
251 A Stetson					1	2	113 H Fla. Gulf Coast					2	3			
							261 H UMKC					2	3			

Non-Div. I Games: Florida Tech 2 0

FIU

Average RPI Win:	246	WON-LOST	WINNING	LAST 10	STRENGTH OF	OPP. STRENGTH	TEAM	ADJ	CONF.	ADJ CONF.		
Average RPI Loss:	144	RECORD	PCT. RANK	GAMES	SCHEDULE	OF SCHEDULE	RPI	RPI	RPI	RPI		
DIV. I ONLY		6-4-0	.6	102	5-3-0	201	237	149	.49641	152	14	14
DIV. I NON-CONF.		6-2-0	.75	40	5-1-0	238	270	132	.51605	132	14	14
<hr/>												
TOTALS	RPI 1-25	RPI 26-50		W-L RECORDS		RPI 51-100		RPI 101-150		RPI 150+		
6-4-0	0-1-0	0-0-0		OVERALL		0-0-0		0-1-0		6-2-0		
3-2-0	0-1-0	0-0-0		HOME		0-0-0		0-0-0		3-1-0		
3-2-0	0-0-0	0-0-0		AWAY		0-0-0		0-1-0		3-1-0		
0-0-0	0-0-0	0-0-0		NEUTRAL		0-0-0		0-0-0		0-0-0		
<hr/>												
6-2-0	0-0-0	0-0-0		NON-CONFERENCE		0-0-0		0-1-0		6-1-0		
3-1-0	0-0-0	0-0-0		HOME		0-0-0		0-0-0		3-1-0		
3-1-0	0-0-0	0-0-		AWAY		0-0-0		0-1-0		3-0-0		
0-0-0	0-0-0	0-0-0		NEUTRAL		0-0-0		0-0-0		0-0-0		
<hr/>												
0-2-0	0-1-0	0-0-0		CONFERENCE		0-0-0		0-0-0		0-1-0		
0-1-0	0-1-0	0-0-0		HOME		0-0-0		0-0-0		0-0-0		
0-1-0	0-0-0	0-0-0		AWAY		0-0-0		0-0-0		0-1-0		
0-0-0	0-0-0	0-0-0		NEUTRAL		0-0-0		0-0-0		0-0-0		
<hr/>												
RPI	S	Opponent	Score	RPI	S	Opponent	Score	RPI	S	Opponent	Score	
10	H	Milwaukee	0 4					101	A	Kent St.	2 3	
								198	H	Duquesne	2 1	
								204	H	Ohio	3 0	
								206	H	Bowling Green	0 1	
								227	A	Wyoming	2 1	
								258	A	Green Bay	1 2	
								272	A	Robert Morris	3 2	
								285	H	IUPUI	3 2	
								288	A	Air Force	2 0	
<hr/>												
LAST 10 GAMES												
258	A	Green Bay	1 2	10	H	Milwaukee	0 4					
285	H	IUPUI	3 2	288	A	Air Force	2 0					
272	A	Robert Morris	3 2	227	A	Wyoming	2 1					
198	H	Duquesne	2 1	204	H	Ohio	3 0					
101	A	Kent St.	2 3	206	H	Bowling Green	0 1					

Non-Div. I Games: Notre Dame (OH) 1 0

Cleveland St.

Average RPI Win:	193	WON-LOST RECORD	WINNING PCT. RANK	LAST 10 GAMES	STRENGTH OF SCHEDULE	OPP. STRENGTH OF SCHEDULE	TEAM RPI	ADJ RPI	CONF. RPI	ADJ CONF. RPI		
DIV. I ONLY		4-4-1	.5	150	4-4-1	132	242	155	.49577	153	11	11
DIV. I NON-CONF.		4-3-1	.5625	131	4-3-1	89	238	110	.5274	109	11	11
<hr/>												
TOTALS	RPI 1-25	RPI 26-50		W-L RECORDS		RPI 51-100		RPI 101-150		RPI 150+		
4-4-1	0-0-0	0-0-0		OVERALL		1-2-0		1-0-0		2-2-1		
2-2-0	0-0-0	0-0-0		HOME		0-1-0		1-0-0		1-1-0		
1-1-1	0-0-0	0-0-0		AWAY		1-1-0		0-0-0		0-0-1		
1-1-0	0-0-0	0-0-0		NEUTRAL		0-0-0		0-0-0		1-1-0		
<hr/>												
4-3-1	0-0-0	0-0-0		NON-CONFERENCE		1-2-0		1-0-0		2-1-1		
2-1-0	0-0-0	0-0-0		HOME		0-1-0		1-0-0		1-0-0		
1-1-1	0-0-0	0-0-		AWAY		1-1-0		0-0-0		0-0-1		
1-1-0	0-0-0	0-0-0		NEUTRAL		0-0-0		0-0-0		1-1-0		
<hr/>												
0-1-0	0-0-0	0-0-0		CONFERENCE		0-0-0		0-0-0		0-1-0		
0-1-0	0-0-0	0-0-0		HOME		0-0-0		0-0-0		0-1-0		
0-0-0	0-0-0	0-0-0		AWAY		0-0-0		0-0-0		0-0-0		
0-0-0	0-0-0	0-0-0		NEUTRAL		0-0-0		0-0-0		0-0-0		
<hr/>												
RPI	S	Opponent	Score	RPI	S	Opponent	Score	RPI	S	Opponent	Score	
						51 H La Salle	0 2			115 H Siena	4 1	
						75 A Army	2 1			189 A Saint Joseph's	1 1	
						98 A Penn	0 2			223 N Pittsburgh	0 1	
										246 H Georgia St.	1 2	
										275 N Stony Brook	3 0	
										307 H Delaware St.	2 0	
<hr/>												
LAST 10 GAMES												
						246 H Georgia St.	1 2			307 H Delaware St.	2 0	
						75 A Army	2 1			115 H Siena	4 1	
						275 N Stony Brook	3 0			98 A Penn	0 2	
						51 H La Salle	0 2			189 A Saint Joseph's	1 1	
										223 N Pittsburgh	0 1	

Non-Div. I Games:

Delaware

[illegible]

Non-Div. I Games:

Charlotte

Average RPI Win:	253	WON-LOST RECORD	WINNING PCT. RANK	LAST 10 GAMES	STRENGTH OF SCHEDULE	OPP. STRENGTH OF SCHEDULE	TEAM RPI	ADJ RPI	CONF. RPI	ADJ CONF. RPI	
Average RPI Loss:	153										
DIV. I ONLY	6-2-4	.66667	72	5-2-3	226	292	153	.49541	155	18	19
DIV. I NON-CONF.	6-2-4	.66667	76	5-2-3	215	293	154	.49541	156	18	19
<hr/>											
TOTALS	RPI 1-25	RPI 26-50		W-L RECORDS	RPI 51-100		RPI 101-150		RPI 150+		
6-2-4	0-0-0	0-0-0		OVERALL	0-0-1		1-1-0		5-1-3		
3-0-1	0-0-0	0-0-0		HOME	0-0-1		1-0-0		2-0-0		
3-2-2	0-0-0	0-0-0		AWAY	0-0-0		0-1-0		3-1-2		
0-0-1	0-0-0	0-0-0		NEUTRAL	0-0-0		0-0-0		0-0-1		
<hr/>											
6-2-4	0-0-0	0-0-0		NON-CONFERENCE	0-0-1		1-1-0		5-1-3		
3-0-1	0-0-0	0-0-0		HOME	0-0-1		1-0-0		2-0-0		
3-2-2	0-0-0	0-0-		AWAY	0-0-0		0-1-0		3-1-2		
0-0-1	0-0-0	0-0-0		NEUTRAL	0-0-0		0-0-0		0-0-1		
<hr/>											
0-0-0	0-0-0	0-0-0		CONFERENCE	0-0-0		0-0-0		0-0-0		
0-0-0	0-0-0	0-0-0		HOME	0-0-0		0-0-0		0-0-0		
0-0-0	0-0-0	0-0-0		AWAY	0-0-0		0-0-0		0-0-0		
0-0-0	0-0-0	0-0-0		NEUTRAL	0-0-0		0-0-0		0-0-0		
<hr/>											
RPI S	Opponent	Score	RPI S	Opponent	Score	RPI S	Opponent	Score	RPI S	Opponent	Score
						79 H	Stephen F. Austin	1 1	124 A	Texas St.	0 1
						135 H	South Ala.	4 0			
						181 A	McNeese St.	1 2			
						200 H	Troy	1 0			
						232 A	Sam Houston St.	0 0			
						239 A	Southern Miss.	0 0			
						263 H	Southeastern La.	2 1			
						286 N	Tennessee Tech	0 0			
						301 A	Jacksonville St.	1 0			
						304 A	Prairie View	4 0			
						315 A	Jackson St.	1 0			
						<hr/>					
			LAST 10 GAMES								
			263 H	Southeastern La.	2 1	124 A	Texas St.	0 1			
			304 A	Prairie View	4 0	315 A	Jackson St.	1 0			
			232 A	Sam Houston St.	0 0	79 H	Stephen F. Austin	1 1			
			200 H	Troy	1 0	301 A	Jacksonville St.	1 0			
			181 A	McNeese St.	1 2	286 N	Tennessee Tech	0 0			

Non-Div. I Games: LSU-Shreveport 7 0

Louisiana Tech

Average RPI Win:	233	WON-LOST	WINNING	LAST 10	STRENGTH OF	OPP. STRENGTH	TEAM	ADJ	CONF.	ADJ CONF.					
Average RPI Loss:	176	RECORD	PCT. RANK	GAMES	SCHEDULE	OF SCHEDULE	RPI	RPI	RPI	RPI					
DIV. I ONLY		7-2-2	.72727	38	7-1-2	276	255	154	.49497	156	24	24			
DIV. I NON-CONF.		7-2-2	.72727	54	7-1-2	272	251	155	.49497	158	24	24			
<hr/>															
TOTALS	RPI 1-25	RPI 26-50		W-L RECORDS		RPI 51-100		RPI 101-150		RPI 150+					
7-2-2	0-0-0	0-0-0		OVERALL		0-1-0		1-0-0		6-1-2					
4-1-1	0-0-0	0-0-0		HOME		0-0-0		1-0-0		3-1-1					
3-1-1	0-0-0	0-0-0		AWAY		0-1-0		0-0-0		3-0-1					
0-0-0	0-0-0	0-0-0		NEUTRAL		0-0-0		0-0-0		0-0-0					
7-2-2	0-0-0	0-0-0		NON-CONFERENCE		0-1-0		1-0-0		6-1-2					
4-1-1	0-0-0	0-0-0		HOME		0-0-0		1-0-0		3-1-1					
3-1-1	0-0-0	0-0-		AWAY		0-1-0		0-0-0		3-0-1					
0-0-0	0-0-0	0-0-0		NEUTRAL		0-0-0		0-0-0		0-0-0					
0-0-0	0-0-0	0-0-0		CONFERENCE		0-0-0		0-0-0		0-0-0					
0-0-0	0-0-0	0-0-0		HOME		0-0-0		0-0-0		0-0-0					
0-0-0	0-0-0	0-0-0		AWAY		0-0-0		0-0-0		0-0-0					
0-0-0	0-0-0	0-0-0		NEUTRAL		0-0-0		0-0-0		0-0-0					
RPI	S	Opponent	Score	RPI	S	Opponent	Score	RPI	S	Opponent	Score				
						51	A	La Salle	0	4					
									136	H	Drexel	2	0		
									164	A	Bryant	3	0		
									178	H	Wagner	5	0		
									229	A	Fairleigh Dickinson	0	0		
									248	H	Holy Cross	1	1		
									250	H	Temple	5	0		
									284	A	Howard	3	2		
									300	H	Mt. St. Mary's	0	1		
									307	H	Delaware St.	4	3		
									311	A	NJIT	2	0		
<hr/>															
LAST 10 GAMES															
						248	H	Holy Cross	1	1	250	H	Temple	5	0
						307	H	Delaware St.	4	3	178	H	Wagner	5	0
						136	H	Drexel	2	0	284	A	Howard	3	2
						164	A	Bryant	3	0	51	A	La Salle	0	4
						229	A	Fairleigh Dickinson	0	0	311	A	NJIT	2	0

Non-Div. I Games:

Rider

Average RPI Win:		144	WON-LOST RECORD		WINNING PCT. RANK		LAST 10 GAMES		STRENGTH OF SCHEDULE		OPP. STRENGTH OF SCHEDULE		TEAM RPI		ADJ RPI		CONF. RPI		ADJ CONF. RPI		
Average RPI Loss:		70	3-7-0		.3	253	3-7-0		72		49		158		.49494	157	8		8		
DIV. I ONLY			3-5-0		.375	214	3-5-0		50		65		121		.52218	122	8		8		
DIV. I NON-CONF.																					
TOTALS		RPI 1-25		RPI 26-50		W-L RECORDS		RPI 51-100		RPI 101-150		RPI 150+									
3-7-0		0-2-0		0-2-0		OVERALL		0-0-0		2-2-0		1-1-0									
2-1-0		0-1-0		0-0-0		HOME		0-0-0		2-0-0		0-0-0									
1-6-0		0-1-0		0-2-0		AWAY		0-0-0		0-2-0		1-1-0									
0-0-0		0-0-0		0-0-0		NEUTRAL		0-0-0		0-0-0		0-0-0									
3-5-0		0-2-0		0-1-0		NON-CONFERENCE		0-0-0		2-1-0		1-1-0									
2-1-0		0-1-0		0-0-0		HOME		0-0-0		2-0-0		0-0-0									
1-4-0		0-1-0		0-0-		AWAY		0-0-0		0-1-0		1-1-0									
0-0-0		0-0-0		0-0-0		NEUTRAL		0-0-0		0-0-0		0-0-0									
0-2-0		0-0-0		0-1-0		CONFERENCE		0-0-0		0-1-0		0-0-0									
0-0-0		0-0-0		0-0-0		HOME		0-0-0		0-0-0		0-0-0									
0-2-0		0-0-0		0-1-0		AWAY		0-0-0		0-1-0		0-0-0									
0-0-0		0-0-0		0-0-0		NEUTRAL		0-0-0		0-0-0		0-0-0									
RPI	S	Opponent		Score		RPI	S	Opponent		Score		RPI	S	Opponent		Score					
11	A	Oklahoma St.		1	4	28	A	Rice		0	4			105	A	Oklahoma		0	5		
13	H	Florida St.		0	4	38	A	Alabama		0	1			122	A	Houston		1	2		
														123	H	Samford		1	0		
														134	H	Ole Miss		4	2		
														172	A	Kennesaw St.		1	4		
														176	A	Belmont		3	2		

Average RPI Win:	241	WON-LOST RECORD	WINNING PCT. RANK	LAST 10 GAMES	STRENGTH OF SCHEDULE	OPP. STRENGTH OF SCHEDULE	TEAM RPI	ADJ RPI	CONF. RPI	ADJ CONF. RPI		
DIV. I ONLY		6-4-1	.59091	111	4-3-1	217	200	156	.49425	158	14	14
DIV. I NON-CONF.		5-3-1	.61111	106	3-2-1	280	225	187	.46638	187	14	14
<hr/>												
TOTALS	RPI 1-25	RPI 26-50		W-L RECORDS		RPI 51-100		RPI 101-150		RPI 150+		
6-4-1	0-1-0	0-1-0		OVERALL		0-1-0		0-0-0		6-1-1		
3-0-0	0-0-0	0-0-0		HOME		0-0-0		0-0-0		3-0-0		
3-3-0	0-1-0	0-1-0		AWAY		0-1-0		0-0-0		3-0-0		
0-1-1	0-0-0	0-0-0		NEUTRAL		0-0-0		0-0-0		0-1-1		
5-3-1	0-0-0	0-1-0		NON-CONFERENCE		0-1-0		0-0-0		5-1-1		
2-0-0	0-0-0	0-0-0		HOME		0-0-0		0-0-0		2-0-0		
3-2-0	0-0-0	0-0-		AWAY		0-1-0		0-0-0		3-0-0		
0-1-1	0-0-0	0-0-0		NEUTRAL		0-0-0		0-0-0		0-1-1		
1-1-0	0-1-0	0-0-0		CONFERENCE		0-0-0		0-0-0		1-0-0		
1-0-0	0-0-0	0-0-0		HOME		0-0-0		0-0-0		1-0-0		
0-1-0	0-1-0	0-0-0		AWAY		0-0-0		0-0-0		0-0-0		
0-0-0	0-0-0	0-0-0		NEUTRAL		0-0-0		0-0-0		0-0-0		
RPI	S	Opponent	Score	RPI	S	Opponent	Score	RPI	S	Opponent	Score	
10	A	Milwaukee	1 2	42	A	Central Mich.	0 1	52	A	Michigan St.	3 4	
								185	H	Butler	2 1	
								206	A	Bowling Green	3 0	
								216	A	Eastern Ky.	1 0	
								237	H	Oakland	3 1	
								238	N	UNLV	0 0	
								264	N	Portland St.	0 2	
								285	A	IUPUI	5 1	
								319	H	Eastern Mich.	4 0	
LAST 10 GAMES												
10	A	Milwaukee	1 2	52	A	Michigan St.	3 4					
237	H	Oakland	3 1	216	A	Eastern Ky.	1 0					
185	H	Butler	2 1	264	N	Portland St.	0 2					
285	A	IUPUI	5 1	238	N	UNLV	0 0					
319	H	Eastern Mich.	4 0	206	A	Bowling Green	3 0					

Average RPI Win:	198	WON-LOST	WINNING	LAST 10	STRENGTH OF	OPP. STRENGTH	TEAM	ADJ	CONF.	ADJ CONF.	
Average RPI Loss:	60	RECORD	PCT. RANK	GAMES	SCHEDULE	OF SCHEDULE	RPI	RPI	RPI	RPI	
DIV. I ONLY	3-7-2	.33333	241	2-6-2	89	78	161	.49347	159	5	6
DIV. I NON-CONF.	3-5-1	.38889	211	2-4-1	166	52	176	.47705	173	5	5
<hr/>											
TOTALS	RPI 1-25	RPI 26-50		W-L RECORDS	RPI 51-100		RPI 101-150		RPI 150+		
3-7-2	0-0-0	0-3-1		OVERALL	0-3-0		1-1-1		2-0-0		
2-5-2	0-0-0	0-2-1		HOME	0-2-0		1-1-1		1-0-0		
1-2-0	0-0-0	0-1-0		AWAY	0-1-0		0-0-0		1-0-0		
0-0-0	0-0-0	0-0-0		NEUTRAL	0-0-0		0-0-0		0-0-0		
3-5-1	0-0-0	0-3-0		NON-CONFERENCE	0-1-0		1-1-1		2-0-0		
2-3-1	0-0-0	0-2-0		HOME	0-0-0		1-1-1		1-0-0		
1-2-0	0-0-0	0-0-		AWAY	0-1-0		0-0-0		1-0-0		
0-0-0	0-0-0	0-0-0		NEUTRAL	0-0-0		0-0-0		0-0-0		
0-2-1	0-0-0	0-0-1		CONFERENCE	0-2-0		0-0-0		0-0-0		
0-2-1	0-0-0	0-0-1		HOME	0-2-0		0-0-0		0-0-0		
0-0-0	0-0-0	0-0-0		AWAY	0-0-0		0-0-0		0-0-0		
0-0-0	0-0-0	0-0-0		NEUTRAL	0-0-0		0-0-0		0-0-0		
RPI	S	Opponent	Score	RPI	S	Opponent	Score	RPI	S	Opponent	Score
26	A	West Virginia	0 3	52	H	Michigan St.	1 2	121	H	Cal St. Northridge	2 2
37	H	Kansas	0 1	69	A	Missouri	2 4	126	H	Southern California	1 2
40	H	Oregon St.	0 1	72	H	Nebraska	0 3	137	H	Colorado	1 0
49	H	Iowa	1 1					190	A	Toledo	1 0
								266	H	Indiana St.	4 0
<hr/>											
LAST 10 GAMES											
49	H	Iowa	1 1	266	H	Indiana St.	4 0				
72	H	Nebraska	0 3	37	H	Kansas	0 1				
52	H	Michigan St.	1 2	121	H	Cal St. Northridge	2 2				
69	A	Missouri	2 4	126	H	Southern California	1 2				
40	H	Oregon St.	0 1	137	H	Colorado	1 0				

Non-Div. I Games:

Purdue

Average RPI Win: 267		WON-LOST RECORD		WINNING PCT. RANK		LAST 10 GAMES		STRENGTH OF SCHEDULE		OPP. STRENGTH OF SCHEDULE		TEAM RPI		ADJ RPI		CONF. RPI		ADJ CONF. RPI	
DIV. I ONLY		2-6-1		.27778 260		2-5-1		43		191		163		.49214 160		28		28	
DIV. I NON-CONF.		1-6-1		.1875 294		1-5-1		27		132		163		.48904 161		28		28	
TOTALS		RPI 1-25		RPI 26-50		W-L RECORDS		RPI 51-100		RPI 101-150		RPI 150+							
2-6-1		0-1-0		0-1-0		OVERALL		0-3-0		0-1-1		2-0-0							
2-1-0		0-0-0		0-0-0		HOME		0-1-0		0-0-0		2-0-0							
0-4-1		0-1-0		0-1-0		AWAY		0-1-0		0-1-1		0-0-0							
0-1-0		0-0-0		0-0-0		NEUTRAL		0-1-0		0-0-0		0-0-0							
1-6-1		0-1-0		0-1-0		NON-CONFERENCE		0-3-0		0-1-1		1-0-0							
1-1-0		0-0-0		0-0-0		HOME		0-1-0		0-0-0		1-0-0							
0-4-1		0-1-0		0-0-		AWAY		0-1-0		0-1-1		0-0-0							
0-1-0		0-0-0		0-0-0		NEUTRAL		0-1-0		0-0-0		0-0-0							
1-0-0		0-0-0		0-0-0		CONFERENCE		0-0-0		0-0-0		1-0-0							
1-0-0		0-0-0		0-0-0		HOME		0-0-0		0-0-0		1-0-0							
0-0-0		0-0-0		0-0-0		AWAY		0-0-0		0-0-0		0-0-0							
0-0-0		0-0-0		0-0-0		NEUTRAL		0-0-0		0-0-0		0-0-0							
RPI	S	Opponent		Score		RPI	S	Opponent		Score		RPI	S	Opponent		Score			
11	A	Oklahoma St.		0 1		37	A	Kansas		1 6		77	H	Tulsa		0 1			
												79	N	Stephen F. Austin		0 4			
												87	A	Missouri St.		0 2			

Average RPI Win:	234	WON-LOST RECORD	WINNING PCT. RANK	LAST 10 GAMES	STRENGTH OF SCHEDULE	OPP. STRENGTH OF SCHEDULE	TEAM RPI	ADJ RPI	CONF. RPI	ADJ CONF. RPI	
DIV. I ONLY	6-3-2	.63636	85	5-3-2	268	175	164	.49113	161	22	22
DIV. I NON-CONF.	5-3-1	.61111	106	4-3-1	264	194	170	.48037	169	22	22
<hr/>											
TOTALS	RPI 1-25	RPI 26-50		W-L RECORDS	RPI 51-100		RPI 101-150		RPI 150+		
6-3-2	0-0-0	0-0-0		OVERALL	0-1-0		1-2-0		5-0-2		
4-1-0	0-0-0	0-0-0		HOME	0-1-0		0-0-0		4-0-0		
2-1-2	0-0-0	0-0-0		AWAY	0-0-0		1-1-0		1-0-2		
0-1-0	0-0-0	0-0-0		NEUTRAL	0-0-0		0-1-0		0-0-0		
5-3-1	0-0-0	0-0-0		NON-CONFERENCE	0-1-0		0-2-0		5-0-1		
4-1-0	0-0-0	0-0-0		HOME	0-1-0		0-0-0		4-0-0		
1-1-1	0-0-0	0-0-		AWAY	0-0-0		0-1-0		1-0-1		
0-1-0	0-0-0	0-0-0		NEUTRAL	0-0-0		0-1-0		0-0-0		
1-0-1	0-0-0	0-0-0		CONFERENCE	0-0-0		1-0-0		0-0-1		
0-0-0	0-0-0	0-0-0		HOME	0-0-0		0-0-0		0-0-0		
1-0-1	0-0-0	0-0-0		AWAY	0-0-0		1-0-0		0-0-1		
0-0-0	0-0-0	0-0-0		NEUTRAL	0-0-0		0-0-0		0-0-0		
<hr/>											
RPI S	Opponent	Score	RPI S	Opponent	Score	RPI S	Opponent	Score	RPI S	Opponent	Score
						87 H	Missouri St.	1 2	106 A	Miami (OH)	1 2
						110 N	Wright St.	2 3			
						145 A	Austin Peay	2 0			
						173 A	Middle Tenn.	1 0			
						192 A	Murray St.	2 2			
						246 H	Georgia St.	2 0			
						260 A	Evansville	2 2			
						262 H	Arkansas St.	4 2			
						287 H	Ark.-Pine Bluff	5 1			
						291 H	Lipscomb	1 0			
<hr/>											
			LAST 10 GAMES								
			145 A Austin Peay			2 0	106 A Miami (OH)			1 2	
			192 A Murray St.			2 2	173 A Middle Tenn.			1 0	
			260 A Evansville			2 2	262 H Arkansas St.			4 2	
			110 N Wright St.			2 3	291 H Lipscomb			1 0	
			246 H Georgia St.			2 0	87 H Missouri St.			1 2	

Non-Div. I Games:

UT Martin

Average RPI Win: 253		WON-LOST RECORD		WINNING PCT. RANK		LAST 10 GAMES		STRENGTH OF SCHEDULE		OPP. STRENGTH OF SCHEDULE		TEAM RPI		ADJ RPI		CONF. RPI		ADJ CONF. RPI	
DIV. I ONLY		4-4-2		.5 150		4-4-2		142		262		160		.49071 162		22		22	
DIV. I NON-CONF.		4-3-2		.55556 135		4-3-2		97		266		127		.51923 128		22		22	
TOTALS		RPI 1-25		RPI 26-50		W-L RECORDS		RPI 51-100		RPI 101-150		RPI 150+							
4-4-2		0-0-0		0-1-0		OVERALL		0-0-0		0-2-1		4-1-1							
2-2-0		0-0-0		0-0-0		HOME		0-0-0		0-1-0		2-1-0							
2-2-2		0-0-0		0-1-0		AWAY		0-0-0		0-1-1		2-0-1							
0-0-0		0-0-0		0-0-0		NEUTRAL		0-0-0		0-0-0		0-0-0							
4-3-2		0-0-0		0-1-0		NON-CONFERENCE		0-0-0		0-2-1		4-0-1							
2-1-0		0-0-0		0-0-0		HOME		0-0-0		0-1-0		2-0-0							
2-2-2		0-0-0		0-0-		AWAY		0-0-0		0-1-1		2-0-1							
0-0-0		0-0-0		0-0-0		NEUTRAL		0-0-0		0-0-0		0-0-0							
0-1-0		0-0-0		0-0-0		CONFERENCE		0-0-0		0-0-0		0-1-0							
0-1-0		0-0-0		0-0-0		HOME		0-0-0		0-0-0		0-1-0							
0-0-0		0-0-0		0-0-0		AWAY		0-0-0		0-0-0		0-0-0							
0-0-0		0-0-0		0-0-0		NEUTRAL		0-0-0		0-0-0		0-0-0							
RPI	S	Opponent		Score		RPI	S	Opponent		Score		RPI	S	Opponent		Score			
				38	A	Alabama		1	2			101	H	Kent St.		0	1		
												106	A	Miami (OH)		0	4		
												135	A	South Ala.		2	2		
												204	A	Ohio		2	1		
												216	H	Eastern Ky.		0	1		
												231	A	Marshall		2	2		
												257	A	Valparaiso		1	0		
												260	H	Evansville		3	1		
												290	H	Gardner-Webb		3	0		
LAST 10 GAMES																			
				216	H	Eastern Ky.		0	1	204	A	Ohio		2		1			
				38	A	Alabama		1	2	260	H	Evansville		3		1			
				135	A	South Ala.		2	2	290	H	Gardner-Webb		3		0			
				231	A	Marshall		2	2	101	H	Kent St.		0		1			
				257	A	Valparaiso		1	0	106	A	Miami (OH)		0		4			

Non-Div. I Games:

Morehead St.

Average RPI Win:		224	WON-LOST RECORD		WINNING PCT. RANK		LAST 10 GAMES		STRENGTH OF SCHEDULE		OPP. STRENGTH OF SCHEDULE		TEAM RPI		ADJ RPI		CONF. RPI		ADJ CONF. RPI	
DIV. I ONLY			4-5-0		.44444 192		4-5-0		151		148		166		.49017 163		21		21	
DIV. I NON-CONF.			3-5-0		.375 214		3-5-0		136		124		178		.47495 177		21		21	
TOTALS		RPI 1-25		RPI 26-50		W-L RECORDS		RPI 51-100		RPI 101-150		RPI 150+								
4-5-0		0-1-0		0-1-0		OVERALL		1-2-0		0-0-0		3-1-0								
2-1-0		0-0-0		0-0-0		HOME		1-1-0		0-0-0		1-0-0								
2-4-0		0-1-0		0-1-0		AWAY		0-1-0		0-0-0		2-1-0								
0-0-0		0-0-0		0-0-0		NEUTRAL		0-0-0		0-0-0		0-0-0								
3-5-0		0-1-0		0-1-0		NON-CONFERENCE		1-2-0		0-0-0		2-1-0								
1-1-0		0-0-0		0-0-0		HOME		1-1-0		0-0-0		0-0-0								
2-4-0		0-1-0		0-0-		AWAY		0-1-0		0-0-0		2-1-0								
0-0-0		0-0-0		0-0-0		NEUTRAL		0-0-0		0-0-0		0-0-0								
1-0-0		0-0-0		0-0-0		CONFERENCE		0-0-0		0-0-0		1-0-0								
1-0-0		0-0-0		0-0-0		HOME		0-0-0		0-0-0		1-0-0								
0-0-0		0-0-0		0-0-0		AWAY		0-0-0		0-0-0		0-0-0								
0-0-0		0-0-0		0-0-0		NEUTRAL		0-0-0		0-0-0		0-0-0								
RPI	S	Opponent		Score		RPI	S	Opponent		Score		RPI	S	Opponent		Score				
14	A	Pepperdine		0 1		44	A	Loyola Marymount		0 3		70	A	Cal St. Fullerton		1 3				
												81	H	Harvard		2 1				
												89	H	Hartford		0 1				
										</										

Average RPI Win:	172	WON-LOST	WINNING	LAST 10	STRENGTH OF	OPP. STRENGTH	TEAM	ADJ	CONF.	ADJ CONF.			
Average RPI Loss:	168	RECORD	PCT. RANK	GAMES	SCHEDULE	OF SCHEDULE	RPI	RPI	RPI	RPI			
DIV. I ONLY		4-4-2	.5	150	4-4-2	165	192	159	.48978	164	21	21	
DIV. I NON-CONF.		3-3-2	.5	148	3-3-2	191	157	166	.48162	168	21	21	
<hr/>													
TOTALS	RPI 1-25	RPI 26-50		W-L RECORDS		RPI 51-100		RPI 101-150		RPI 150+			
4-4-2	0-0-0	0-0-0		OVERALL		1-0-0		0-1-1		3-3-1			
2-2-1	0-0-0	0-0-0		HOME		0-0-0		0-0-0		2-2-1			
2-2-1	0-0-0	0-0-0		AWAY		1-0-0		0-1-1		1-1-0			
0-0-0	0-0-0	0-0-0		NEUTRAL		0-0-0		0-0-0		0-0-0			
3-3-2	0-0-0	0-0-0		NON-CONFERENCE		1-0-0		0-1-1		2-2-1			
1-1-1	0-0-0	0-0-0		HOME		0-0-0		0-0-0		1-1-1			
2-2-1	0-0-0	0-0-		AWAY		1-0-0		0-1-1		1-1-0			
0-0-0	0-0-0	0-0-0		NEUTRAL		0-0-0		0-0-0		0-0-0			
1-1-0	0-0-0	0-0-0		CONFERENCE		0-0-0		0-0-0		1-1-0			
1-1-0	0-0-0	0-0-0		HOME		0-0-0		0-0-0		1-1-0			
0-0-0	0-0-0	0-0-0		AWAY		0-0-0		0-0-0		0-0-0			
0-0-0	0-0-0	0-0-0		NEUTRAL		0-0-0		0-0-0		0-0-0			
RPI	S	Opponent	Score	RPI	S	Opponent	Score	RPI	S	Opponent	Score		
						61	A	Massachusetts	4	1			
									102	A	Navy	2	5
									143	A	Providence	2	2
									156	H	Rider	0	3
									166	H	Monmouth	0	2
									178	H	Wagner	2	0
									212	H	New Hampshire	0	0
									220	A	George Washington	1	0
									228	H	Manhattan	1	0
									248	A	Holy Cross	0	1

Non-Div. I Games:

Bryant

Average RPI Win:		261	WON-LOST RECORD		WINNING PCT. RANK		LAST 10 GAMES		STRENGTH OF SCHEDULE		OPP. STRENGTH OF SCHEDULE		TEAM RPI		ADJ RPI		CONF. RPI		ADJ CONF. RPI				
Average RPI Loss:		67																					
DIV. I ONLY			2-5-2		.33333 241		2-5-2		77		129		165		.48943 165		10		10				
DIV. I NON-CONF.			2-5-2		.33333 238		2-5-2		68		129		160		.48943 160		10		10				
TOTALS		RPI 1-25		RPI 26-50		W-L RECORDS		RPI 51-100		RPI 101-150		RPI 150+											
2-5-2		0-1-0		0-2-0		OVERALL		0-1-1		0-0-0		2-1-1											
2-0-2		0-0-0		0-0-0		HOME		0-0-1		0-0-0		2-0-1											
0-5-0		0-1-0		0-2-0		AWAY		0-1-0		0-0-0		0-1-0											
0-0-0		0-0-0		0-0-0		NEUTRAL		0-0-0		0-0-0		0-0-0											
2-5-2		0-1-0		0-2-0		NON-CONFERENCE		0-1-1		0-0-0		2-1-1											
2-0-2		0-0-0		0-0-0		HOME		0-0-1		0-0-0		2-0-1											
0-5-0		0-1-0		0-0-		AWAY		0-1-0		0-0-0		0-1-0											
0-0-0		0-0-0		0-0-0		NEUTRAL		0-0-0		0-0-0		0-0-0											
0-0-0		0-0-0		0-0-0		CONFERENCE		0-0-0		0-0-0		0-0-0											
0-0-0		0-0-0		0-0-0		HOME		0-0-0		0-0-0		0-0-0											
0-0-0		0-0-0		0-0-0		AWAY		0-0-0		0-0-0		0-0-0											
0-0-0		0-0-0		0-0-0		NEUTRAL		0-0-0		0-0-0		0-0-0											
RPI	S	Opponent		Score		RPI	S	Opponent		Score		RPI	S	Opponent		Score							
10	A	Milwaukee		0	3	27	A	Marquette		0	5	60	H	Southeast Mo. St.		0	0	183	A	Loyola Maryland		2	4
						29	A	Maryland		0	2							260	H	Evansville		4	0
																		261	H	UMKC		3	1
																		277	H	SIU Edwardsville		0	0
						LAST 10 GAMES																	
		87 A Missouri St.		0	1			29 A Maryland		0	2			10 A Milwaukee		0	3						
		277 H SIU Edwardsville		0	0			27 A Marquette		0	5			260 H Evansville		4	0						
		60 H Southeast Mo. St.		0	0																		
		261 H UMKC		3	1																		
		183 A Loyola Maryland		2	4																		

Non-Div. I Games:

Saint Louis

Average RPI Win: 241		WON-LOST	WINNING	LAST 10	STRENGTH OF		OPP. STRENGTH	TEAM	ADJ	CONF.	ADJ CONF.
Average RPI Loss: 94		RECORD	PCT. RANK	GAMES	SCHEDULE		OF SCHEDULE	RPI	RPI	RPI	RPI
DIV. I ONLY		4-4-0	.5	150	4-4-0		170	201	167	.48932	166
DIV. I NON-CONF.		3-4-0	.42857	197	3-4-0		173	199	192	.46629	188
TOTALS		RPI 1-25	RPI 26-50		W-L RECORDS		RPI 51-100		RPI 101-150		RPI 150+
4-4-0		0-1-0	0-0-0		OVERALL		0-1-0		0-1-0		4-1-0
1-1-0		0-0-0	0-0-0		HOME		0-1-0		0-0-0		1-0-0
3-3-0		0-1-0	0-0-0		AWAY		0-0-0		0-1-0		3-1-0
0-0-0		0-0-0	0-0-0		NEUTRAL		0-0-0		0-0-0		0-0-0
3-4-0		0-1-0	0-0-0		NON-CONFERENCE		0-1-0		0-1-0		3-1-0
1-1-0		0-0-0	0-0-0		HOME		0-1-0		0-0-0		1-0-0
2-3-0		0-1-0	0-0-		AWAY		0-0-0		0-1-0		2-1-0
0-0-0		0-0-0	0-0-0		NEUTRAL		0-0-0		0-0-0		0-0-0
1-0-0		0-0-0	0-0-0		CONFERENCE		0-0-0		0-0-0		1-0-0
0-0-0		0-0-0	0-0-0		HOME		0-0-0		0-0-0		0-0-0
1-0-0		0-0-0	0-0-0		AWAY		0-0-0		0-0-0		1-0-0
0-0-0		0-0-0	0-0-0		NEUTRAL		0-0-0		0-0-0		0-0-0
RPI S	Opponent	Score		RPI S	Opponent	Score		RPI S	Opponent	Score	
19 A	Miami (FL)	0	3					66 H	Seton Hall	0	1
								102 A	Navy	1	2
								164 A	Bryant	2	0
								174 A	Lehigh	2	1
								187 A	Lafayette	0	1
								311 H	NJIT	6	0
								316 A	Saint Peter's	3	1
				LAST 10 GAMES							
				102 A	Navy	1	2	164 A	Bryant	2	0
				316 A	Saint Peter's	3	1	66 H	Seton Hall	0	1
				174 A	Lehigh	2	1	19 A	Miami (FL)	0	3
				311 H	NJIT	6	0				
				187 A	Lafayette	0	1				

Non-Div. I Games:

Monmouth

Average RPI Win: 274		WON-LOST	WINNING		LAST 10	STRENGTH OF		OPP. STRENGTH	TEAM	ADJ	CONF.	ADJ CONF.			
Average RPI Loss: 79		RECORD	PCT. RANK		GAMES	SCHEDULE		OF SCHEDULE	RPI	RPI	RPI	RPI			
DIV. I ONLY		7-3-0	.7	52	7-3-0	300		124	168	.48568	168	23	23		
DIV. I NON-CONF.		6-2-0	.75	40	6-2-0	296		93	150	.50271	148	23	23		
TOTALS		RPI 1-25	RPI 26-50		W-L RECORDS		RPI 51-100		RPI 101-150		RPI 150+				
7-3-0	0-1-0	0-1-0		OVERALL		0-0-0		0-0-0		7-1-0					
4-1-0	0-0-0	0-0-0		HOME		0-0-0		0-0-0		4-1-0					
3-2-0	0-1-0	0-1-0		AWAY		0-0-0		0-0-0		3-0-0					
0-0-0	0-0-0	0-0-0		NEUTRAL		0-0-0		0-0-0		0-0-0					
6-2-0	0-1-0	0-1-0		NON-CONFERENCE		0-0-0		0-0-0		6-0-0					
3-0-0	0-0-0	0-0-0		HOME		0-0-0		0-0-0		3-0-0					
3-2-0	0-1-0	0-0-		AWAY		0-0-0		0-0-0		3-0-0					
0-0-0	0-0-0	0-0-0		NEUTRAL		0-0-0		0-0-0		0-0-0					
1-1-0	0-0-0	0-0-0		CONFERENCE		0-0-0		0-0-0		1-1-0					
1-1-0	0-0-0	0-0-0		HOME		0-0-0		0-0-0		1-1-0					
0-0-0	0-0-0	0-0-0		AWAY		0-0-0		0-0-0		0-0-0					
0-0-0	0-0-0	0-0-0		NEUTRAL		0-0-0		0-0-0		0-0-0					
RPI S	Opponent	Score		RPI S	Opponent	Score		RPI S	Opponent	Score		RPI S	Opponent	Score	
13 A	Florida St.	0	4	47 A	Georgia	1	2			176 H	Belmont	0	1		
										225 A	Fla. Atlantic	3	0		
										246 H	Georgia St.	1	0		
										255 A	Presbyterian	4	0		
										291 H	Lipscomb	3	0		
										294 A	Ga. Southern	2	0		
										301 H	Jacksonville St.	2	0		
										305 H	Alabama St.	4	0		
LAST 10 GAMES															
255 A	Presbyterian	4	0	176 H	Belmont	0	1								
13 A	Florida St.	0	4	291 H	Lipscomb	3	0								
47 A	Georgia	1	2	305 H	Alabama St.	4	0								
225 A	Fla. Atlantic	3	0	294 A	Ga. Southern	2	0								
246 H	Georgia St.	1	0	301 H	Jacksonville St.	2	0								

Non-Div. I Games:

Mercer

Average RPI Win:		244	WON-LOST RECORD		WINNING PCT. RANK		LAST 10 GAMES		STRENGTH OF SCHEDULE		OPP. STRENGTH OF SCHEDULE		TEAM RPI		ADJ RPI		CONF. RPI		ADJ CONF. RPI				
DIV. I ONLY			1-9-0		.1 305		1-9-0		7		152		169		.48423 169		5		6				
DIV. I NON-CONF.			1-6-0		.14286 300		1-6-0		6		226		152		.49723 154		5		5				
TOTALS		RPI 1-25		RPI 26-50		W-L RECORDS		RPI 51-100		RPI 101-150		RPI 150+											
1-9-0		0-3-0		0-2-0		OVERALL		0-2-0		0-1-0		1-1-0											
1-2-0		0-1-0		0-0-0		HOME		0-0-0		0-1-0		1-0-0											
0-7-0		0-2-0		0-2-0		AWAY		0-2-0		0-0-0		0-1-0											
0-0-0		0-0-0		0-0-0		NEUTRAL		0-0-0		0-0-0		0-0-0											
1-6-0		0-2-0		0-1-0		NON-CONFERENCE		0-1-0		0-1-0		1-1-0											
1-2-0		0-1-0		0-0-0		HOME		0-0-0		0-1-0		1-0-0											
0-4-0		0-1-0		0-0-		AWAY		0-1-0		0-0-0		0-1-0											
0-0-0		0-0-0		0-0-0		NEUTRAL		0-0-0		0-0-0		0-0-0											
0-3-0		0-1-0		0-1-0		CONFERENCE		0-1-0		0-0-0		0-0-0											
0-0-0		0-0-0		0-0-0		HOME		0-0-0		0-0-0		0-0-0											
0-3-0		0-1-0		0-1-0		AWAY		0-1-0		0-0-0		0-0-0											
0-0-0		0-0-0		0-0-0		NEUTRAL		0-0-0		0-0-0		0-0-0											
RPI	S	Opponent		Score		RPI	S	Opponent		Score		RPI	S	Opponent		Score							
9	A	Stanford		0	6	27	A	Marquette		0	1	72	A	Nebraska		1	3						
22	H	Dayton		1	2	33	A	Ohio St.		0	2	84	A	St. Mary's (CA)		2	3						
23	A	Penn St.		0	4									244 H Loyola (IL)		3	0						
						LAST 10 GAMES																	
						244 H Loyola (IL)						33 A Ohio St.						0 2					
						184 A Illinois St.						23 A Penn St.						0 4					
						9 A Stanford						72 A Nebraska						1 3					
						84 A St. Mary's (CA)						149 H Cincinnati						1 2					
						22 H Dayton						27 A Marquette						0 1					

Non-Div. I Games:

Northwestern

Average RPI Win: 238		WON-LOST	WINNING	LAST 10	STRENGTH OF	OPP. STRENGTH	TEAM	ADJ	CONF.	ADJ CONF.							
Average RPI Loss: 105		RECORD	PCT. RANK	GAMES	SCHEDULE	OF SCHEDULE	RPI	RPI	RPI	RPI							
DIV. I ONLY		5-4-2	.54545	142	4-4-2	230	157	170	.48329	170	23	23					
DIV. I NON-CONF.		4-4-1	.5	148	3-4-1	236	139	184	.46913	184	23	23					
<hr/>																	
TOTALS		RPI 1-25		RPI 26-50		W-L RECORDS		RPI 51-100		RPI 101-150		RPI 150+					
5-4-2		0-1-0		0-0-0		OVERALL		0-0-0		0-2-1		5-1-1					
2-0-0		0-0-0		0-0-0		HOME		0-0-0		0-0-0		2-0-0					
1-3-2		0-1-0		0-0-0		AWAY		0-0-0		0-2-1		1-0-1					
2-1-0		0-0-0		0-0-0		NEUTRAL		0-0-0		0-0-0		2-1-0					
4-4-1		0-1-0		0-0-0		NON-CONFERENCE		0-0-0		0-2-0		4-1-1					
2-0-0		0-0-0		0-0-0		HOME		0-0-0		0-0-0		2-0-0					
0-3-1		0-1-0		0-0-		AWAY		0-0-0		0-2-0		0-0-1					
2-1-0		0-0-0		0-0-0		NEUTRAL		0-0-0		0-0-0		2-1-0					
1-0-1		0-0-0		0-0-0		CONFERENCE		0-0-0		0-0-1		1-0-0					
0-0-0		0-0-0		0-0-0		HOME		0-0-0		0-0-0		0-0-0					
1-0-1		0-0-0		0-0-0		AWAY		0-0-0		0-0-1		1-0-0					
0-0-0		0-0-0		0-0-0		NEUTRAL		0-0-0		0-0-0		0-0-0					
RPI	S	Opponent		Score		RPI	S	Opponent		Score		RPI	S	Opponent		Score	
16	A	UCF		1	2							113	A	Fla. Gulf Coast		0	0
												119	A	Colorado Col.		0	1
												129	A	South Fla.		1	2
												154	N	Charlotte		1	2
												167	H	Furman		1	0
												193	A	Northern Colo.		0	0
												225	N	Fla. Atlantic		2	0
												246	H	Georgia St.		2	1
												251	A	Stetson		3	1
												299	N	Coastal Caro.		2	1
<hr/>																	
LAST 10 GAMES																	
129	A	South Fla.			1	2	113	A	Fla. Gulf Coast			0	0				
225	N	Fla. Atlantic			2	0	251	A	Stetson			3	1				
246	H	Georgia St.			2	1	16	A	UCF			1	2				
167	H	Furman			1	0	193	A	Northern Colo.			0	0				
119	A	Colorado Col.			0	1	154	N	Charlotte			1	2				

Non-Div. I Games:

Jacksonville

Average RPI Win: 277		WON-LOST RECORD		WINNING PCT. RANK		LAST 10 GAMES		STRENGTH OF SCHEDULE		OPP. STRENGTH OF SCHEDULE		TEAM RPI		ADJ RPI		CONF. RPI		ADJ CONF. RPI	
DIV. I ONLY		7-1-0		.875 13		7-1-0		317		241		172		.47872 171		19		18	
DIV. I NON-CONF.		6-0-0		1 1		6-0-0		317		236		143		.5067 141		19		18	
TOTALS		RPI 1-25		RPI 26-50		W-L RECORDS		RPI 51-100		RPI 101-150		RPI 150+							
7-1-0		0-0-0		0-0-0		OVERALL		0-0-0		0-0-0		7-1-0							
5-1-0		0-0-0		0-0-0		HOME		0-0-0		0-0-0		5-1-0							
2-0-0		0-0-0		0-0-0		AWAY		0-0-0		0-0-0		2-0-0							
0-0-0		0-0-0		0-0-0		NEUTRAL		0-0-0		0-0-0		0-0-0							
6-0-0		0-0-0		0-0-0		NON-CONFERENCE		0-0-0		0-0-0		6-0-0							
4-0-0		0-0-0		0-0-0		HOME		0-0-0		0-0-0		4-0-0							
2-0-0		0-0-0		0-0-		AWAY		0-0-0		0-0-0		2-0-0							
0-0-0		0-0-0		0-0-0		NEUTRAL		0-0-0		0-0-0		0-0-0							
1-1-0		0-0-0		0-0-0		CONFERENCE		0-0-0		0-0-0		1-1-0							
1-1-0		0-0-0		0-0-0		HOME		0-0-0		0-0-0		1-1-0							
0-0-0		0-0-0		0-0-0		AWAY		0-0-0		0-0-0		0-0-0							
0-0-0		0-0-0		0-0-0		NEUTRAL		0-0-0		0-0-0		0-0-0							
RPI	S	Opponent		Score		RPI	S	Opponent		Score		RPI	S	Opponent		Score			

Average RPI Win:		207	WON-LOST RECORD		WINNING PCT. RANK		LAST 10 GAMES		STRENGTH OF SCHEDULE		OPP. STRENGTH OF SCHEDULE		TEAM RPI		ADJ RPI		CONF. RPI		ADJ CONF. RPI	
DIV. I ONLY			4-4-0		.5 150		4-3-0		245		63		174		.47856 172		23		23	
DIV. I NON-CONF.			3-3-0		.5 148		3-2-0		201		16		156		.49823 152		23		23	
TOTALS		RPI 1-25		RPI 26-50		W-L RECORDS		RPI 51-100		RPI 101-150		RPI 150+								
4-4-0		0-1-0		0-1-0		OVERALL		1-0-0		0-1-0		3-1-0								
3-2-0		0-0-0		0-0-0		HOME		1-0-0		0-1-0		2-1-0								
1-2-0		0-1-0		0-1-0		AWAY		0-0-0		0-0-0		1-0-0								
0-0-0		0-0-0		0-0-0		NEUTRAL		0-0-0		0-0-0		0-0-0								
3-3-0		0-1-0		0-1-0		NON-CONFERENCE		1-0-0		0-1-0		2-0-0								
2-1-0		0-0-0		0-0-0		HOME		1-0-0		0-1-0		1-0-0								
1-2-0		0-1-0		0-0-		AWAY		0-0-0		0-0-0		1-0-0								
0-0-0		0-0-0		0-0-0		NEUTRAL		0-0-0		0-0-0		0-0-0								
1-1-0		0-0-0		0-0-0		CONFERENCE		0-0-0		0-0-0		1-1-0								
1-1-0		0-0-0		0-0-0		HOME		0-0-0		0-0-0		1-1-0								
0-0-0		0-0-0		0-0-0		AWAY		0-0-0		0-0-0		0-0-0								
0-0-0		0-0-0		0-0-0		NEUTRAL		0-0-0		0-0-0		0-0-0								
RPI	S	Opponent		Score		RPI	S	Opponent		Score		RPI	S	Opponent		Score				
5	A	Auburn		0 4		38	A	Alabama		1 7		73	H	Col. of Charleston		1 0				
												123	H	Samford		1	4			
												157	H	UAB		4	1			
												176	H	Belmont		1	2			
												291	H	Lipscomb		4	0			
												308	A	Alabama A&M		8	0			
LAST 10 GAMES																				
73 H Col. of Charleston						1 0						291 H Lipscomb				4 0				
308 A Alabama A&M						8 0						176 H Belmont				1 2				
38 A Alabama						1 7						157 H UAB				4 1				
												123 H Samford				1 4				
												5 A Auburn				0 4				

Average RPI Win: 298		WON-LOST RECORD		WINNING PCT. RANK		LAST 10 GAMES		STRENGTH OF SCHEDULE		OPP. STRENGTH OF SCHEDULE		TEAM RPI		ADJ RPI		CONF. RPI		ADJ CONF. RPI	
DIV. I ONLY		3-7-0		.3 253		3-6-0		80		137		171		.47844 173		13		13	
DIV. I NON-CONF.		3-5-0		.375 214		3-4-0		120		104		168		.48232 167		13		13	
TOTALS		RPI 1-25		RPI 26-50		W-L RECORDS		RPI 51-100		RPI 101-150		RPI 150+							
3-7-0		0-3-0		0-2-0		OVERALL		0-0-0		0-1-0		3-1-0							
3-2-0		0-1-0		0-0-0		HOME		0-0-0		0-0-0		3-1-0							
0-5-0		0-2-0		0-2-0		AWAY		0-0-0		0-1-0		0-0-0							
0-0-0		0-0-0		0-0-0		NEUTRAL		0-0-0		0-0-0		0-0-0							
3-5-0		0-3-0		0-1-0		NON-CONFERENCE		0-0-0		0-0-0		3-1-0							
3-2-0		0-1-0		0-0-0		HOME		0-0-0		0-0-0		3-1-0							
0-3-0		0-2-0		0-0-		AWAY		0-0-0		0-0-0		0-0-0							
0-0-0		0-0-0		0-0-0		NEUTRAL		0-0-0		0-0-0		0-0-0							
0-2-0		0-0-0		0-1-0		CONFERENCE		0-0-0		0-1-0		0-0-0							
0-0-0		0-0-0		0-0-0		HOME		0-0-0		0-0-0		0-0-0							
0-2-0		0-0-0		0-1-0		AWAY		0-0-0		0-1-0		0-0-0							
0-0-0		0-0-0		0-0-0		NEUTRAL		0-0-0		0-0-0		0-0-0							
RPI	S	Opponent		Score		RPI	S	Opponent		Score		RPI	S	Opponent		Score			
5	A	Auburn		1	4	32	A	Vanderbilt		0	1	144	A	North Texas		0	3		
22	H	Dayton		2	7	39	A	Denver		2	4	161	H	UT Martin		0	1		
24	A	Tennessee		0	2							286	H	Tennessee Tech		2	0		
												301	H	Jacksonville St.		1	0		
												308	H	Alabama A&M		5	0		
						LAST 10 GAMES													
						144	A	North Texas		0	3	286	H	Tennessee Tech		2	0		
						39	A	Denver		2	4	308	H	Alabama A&M		5	0		
						5	A	Auburn		1	4	32	A	Vanderbilt		0	1		
						301	H	Jacksonville St.		1	0	161	H	UT Martin		0	1		
						22	H	Dayton		2	7	24	A	Tennessee		0	2		

Non-Div. I Games:

Middle Tenn.

Average RPI Win:	247	WON-LOST	WINNING	LAST 10	STRENGTH OF	OPP. STRENGTH	TEAM	ADJ	CONF.	ADJ CONF.					
Average RPI Loss:	134	RECORD	PCT. RANK	GAMES	SCHEDULE	OF SCHEDULE	RPI	RPI	RPI	RPI					
DIV. I ONLY		3-4-1	.4375	197	3-4-1	156	217	173	.47787	174	16	16			
DIV. I NON-CONF.		3-4-1	.4375	193	3-4-1	147	216	171	.47787	171	15	15			
<hr/>															
TOTALS	RPI 1-25	RPI 26-50		W-L RECORDS		RPI 51-100		RPI 101-150		RPI 150+					
3-4-1	0-0-0	0-0-0		OVERALL		0-1-1		0-1-0		3-2-0					
1-1-0	0-0-0	0-0-0		HOME		0-0-0		0-0-0		1-1-0					
2-3-1	0-0-0	0-0-0		AWAY		0-1-1		0-1-0		2-1-0					
0-0-0	0-0-0	0-0-0		NEUTRAL		0-0-0		0-0-0		0-0-0					
<hr/>															
3-4-1	0-0-0	0-0-0		NON-CONFERENCE		0-1-1		0-1-0		3-2-0					
1-1-0	0-0-0	0-0-0		HOME		0-0-0		0-0-0		1-1-0					
2-3-1	0-0-0	0-0-		AWAY		0-1-1		0-1-0		2-1-0					
0-0-0	0-0-0	0-0-0		NEUTRAL		0-0-0		0-0-0		0-0-0					
<hr/>															
0-0-0	0-0-0	0-0-0		CONFERENCE		0-0-0		0-0-0		0-0-0					
0-0-0	0-0-0	0-0-0		HOME		0-0-0		0-0-0		0-0-0					
0-0-0	0-0-0	0-0-0		AWAY		0-0-0		0-0-0		0-0-0					
0-0-0	0-0-0	0-0-0		NEUTRAL		0-0-0		0-0-0		0-0-0					
<hr/>															
RPI	S	Opponent	Score	RPI	S	Opponent	Score	RPI	S	Opponent	Score				
				51 A La Salle				0	1	128 A Marist			1	2	
				66 A Seton Hall				1	1	166 H Monmouth			1	2	
										189 A Saint Joseph's			0	3	
										208 H Binghamton			1	0	
										222 A Quinnipiac			4	2	
										311 A NJIT			2	0	
<hr/>															
				LAST 10 GAMES											
				51 A La Salle				0	1	311 A NJIT				2	0
				189 A Saint Joseph's				0	3	222 A Quinnipiac				4	2
				66 A Seton Hall				1	1	128 A Marist				1	2
										166 H Monmouth				1	2
										208 H Binghamton				1	0

Non-Div. I Games:

Lehigh

Average RPI Win: 292		WON-LOST RECORD	WINNING PCT. RANK	LAST 10 GAMES	STRENGTH OF SCHEDULE	OPP. STRENGTH OF SCHEDULE	TEAM RPI	ADJ RPI	CONF. RPI	ADJ CONF. RPI	
Average RPI Loss: 86											
DIV. I ONLY		6-3-0	.66667 72	6-3-0	285	263	176	.47769 175	29	29	
DIV. I NON-CONF.		6-3-0	.66667 76	6-3-0	278	259	172	.47769 172	29	29	
<hr/>											
TOTALS		RPI 1-25	RPI 26-50		W-L RECORDS		RPI 51-100		RPI 101-150		RPI 150+
6-3-0		0-1-0	0-0-0		OVERALL		0-1-0		0-0-0		6-1-0
2-1-0		0-0-0	0-0-0		HOME		0-0-0		0-0-0		2-1-0
3-1-0		0-1-0	0-0-0		AWAY		0-0-0		0-0-0		3-0-0
1-1-0		0-0-0	0-0-0		NEUTRAL		0-1-0		0-0-0		1-0-0
6-3-0		0-1-0	0-0-0		NON-CONFERENCE		0-1-0		0-0-0		6-1-0
2-1-0		0-0-0	0-0-0		HOME		0-0-0		0-0-0		2-1-0
3-1-0		0-1-0	0-0-		AWAY		0-0-0		0-0-0		3-0-0
1-1-0		0-0-0	0-0-0		NEUTRAL		0-1-0		0-0-0		1-0-0
0-0-0		0-0-0	0-0-0		CONFERENCE		0-0-0		0-0-0		0-0-0
0-0-0		0-0-0	0-0-0		HOME		0-0-0		0-0-0		0-0-0
0-0-0		0-0-0	0-0-0		AWAY		0-0-0		0-0-0		0-0-0
0-0-0		0-0-0	0-0-0		NEUTRAL		0-0-0		0-0-0		0-0-0
RPI	S	Opponent		Score		RPI	S	Opponent		Score	
2	A	Wake Forest		0 3							

Non-Div. I Games:

Campbell

Average RPI Win: 233		WON-LOST RECORD		WINNING PCT. RANK		LAST 10 GAMES		STRENGTH OF SCHEDULE		OPP. STRENGTH OF SCHEDULE		TEAM RPI		ADJ RPI		CONF. RPI		ADJ CONF. RPI	
DIV. I ONLY		5-4-0		.55556 126		5-4-0		248		195		177		.47564 176		23		23	
DIV. I NON-CONF.		3-4-0		.42857 197		3-4-0		293		133		265		.41581 254		23		23	
TOTALS		RPI 1-25		RPI 26-50		W-L RECORDS		RPI 51-100		RPI 101-150		RPI 150+							
5-4-0		0-0-0		0-0-0		OVERALL		0-1-0		0-2-0		5-1-0							
1-1-0		0-0-0		0-0-0		HOME		0-0-0		0-0-0		1-1-0							
4-3-0		0-0-0		0-0-0		AWAY		0-1-0		0-2-0		4-0-0							
0-0-0		0-0-0		0-0-0		NEUTRAL		0-0-0		0-0-0		0-0-0							
3-4-0		0-0-0		0-0-0		NON-CONFERENCE		0-1-0		0-2-0		3-1-0							
1-1-0		0-0-0		0-0-0		HOME		0-0-0		0-0-0		1-1-0							
2-3-0		0-0-0		0-0-		AWAY		0-1-0		0-2-0		2-0-0							
0-0-0		0-0-0		0-0-0		NEUTRAL		0-0-0		0-0-0		0-0-0							
2-0-0		0-0-0		0-0-0		CONFERENCE		0-0-0		0-0-0		2-0-0							
0-0-0		0-0-0		0-0-0		HOME		0-0-0		0-0-0		0-0-0							
2-0-0		0-0-0		0-0-0		AWAY		0-0-0		0-0-0		2-0-0							
0-0-0		0-0-0		0-0-0		NEUTRAL		0-0-0		0-0-0		0-0-0							
RPI	S	Opponent		Score	RPI	S	Opponent		Score	RPI	S	Opponent		Score					
							</												

Non-Div. I Games:

Belmont

Average RPI Win: 279		WON-LOST RECORD		WINNING PCT. RANK		LAST 10 GAMES		STRENGTH OF SCHEDULE		OPP. STRENGTH OF SCHEDULE		TEAM RPI		ADJ RPI		CONF. RPI		ADJ CONF. RPI	
DIV. I ONLY		5-3-0		.625 95		5-3-0		271		254		179		.47549 177		29		29	
DIV. I NON-CONF.		5-3-0		.625 95		5-3-0		263		249		175		.47549 175		29		29	
TOTALS		RPI 1-25		RPI 26-50		W-L RECORDS		RPI 51-100		RPI 101-150		RPI 150+							
5-3-0		0-0-0		0-0-0		OVERALL		0-1-0		0-1-0		5-1-0							
3-1-0		0-0-0		0-0-0		HOME		0-0-0		0-1-0		3-0-0							
2-2-0		0-0-0		0-0-0		AWAY		0-1-0		0-0-0		2-1-0							
0-0-0		0-0-0		0-0-0		NEUTRAL		0-0-0		0-0-0		0-0-0							
5-3-0		0-0-0		0-0-0		NON-CONFERENCE		0-1-0		0-1-0		5-1-0							
3-1-0		0-0-0		0-0-0		HOME		0-0-0		0-1-0		3-0-0							
2-2-0		0-0-0		0-0-		AWAY		0-1-0		0-0-0		2-1-0							
0-0-0		0-0-0		0-0-0		NEUTRAL		0-0-0		0-0-0		0-0-0							
0-0-0		0-0-0		0-0-0		CONFERENCE		0-0-0		0-0-0		0-0-0							
0-0-0		0-0-0		0-0-0		HOME		0-0-0		0-0-0		0-0-0							
0-0-0		0-0-0		0-0-0		AWAY		0-0-0		0-0-0		0-0-0							
0-0-0		0-0-0		0-0-0		NEUTRAL		0-0-0		0-0-0		0-0-0							
RPI	S	Opponent		Score	RPI	S	Opponent		Score	RPI	S	Opponent		Score					
							73	A	Col. of Charleston	1	3	102	H	Navy	0	1			
												217	A	Maine	0	1			
												241	A	Longwood	3	2			
												273	A	Citadel	2	1			
												276	H	Francis Marion	1	0			
												294	H	Ga. Southern	2	1			
												309	H	S.C. Upstate	4	0			
LAST 10 GAMES																			
			273	A	Citadel	2	1		241	A	Longwood	3	2						
			276	H	Francis Marion	1	0		217	A	Maine	0	1						
			294	H	Ga. Southern	2	1		73	A	Col. of Charleston	1	3						
			309	H	S.C. Upstate	4	0												
			102	H	Navy	0	1												

Non-Div. I Games:

Charleston So.

Average RPI Win:	231	WON-LOST	WINNING	LAST 10	STRENGTH OF	OPP. STRENGTH	TEAM	ADJ	CONF.	ADJ CONF.		
Average RPI Loss:	160	RECORD	PCT. RANK	GAMES	SCHEDULE	OF SCHEDULE	RPI	RPI	RPI	RPI		
DIV. I ONLY		6-2-2	.7	52	6-2-2	293	235	175	.4748	178	21	21
DIV. I NON-CONF.		6-1-2	.77778	35	6-1-2	294	233	159	.49102	159	21	21
<hr/>												
TOTALS	RPI 1-25	RPI 26-50		W-L RECORDS		RPI 51-100		RPI 101-150		RPI 150+		
6-2-2	0-0-0	0-0-0		OVERALL		0-0-0		2-0-0		4-2-2		
5-0-1	0-0-0	0-0-0		HOME		0-0-0		2-0-0		3-0-1		
1-2-1	0-0-0	0-0-0		AWAY		0-0-0		0-0-0		1-2-1		
0-0-0	0-0-0	0-0-0		NEUTRAL		0-0-0		0-0-0		0-0-0		
<hr/>												
6-1-2	0-0-0	0-0-0		NON-CONFERENCE		0-0-0		2-0-0		4-1-2		
5-0-1	0-0-0	0-0-0		HOME		0-0-0		2-0-0		3-0-1		
1-1-1	0-0-0	0-0-		AWAY		0-0-0		0-0-0		1-1-1		
0-0-0	0-0-0	0-0-0		NEUTRAL		0-0-0		0-0-0		0-0-0		
<hr/>												
0-1-0	0-0-0	0-0-0		CONFERENCE		0-0-0		0-0-0		0-1-0		
0-0-0	0-0-0	0-0-0		HOME		0-0-0		0-0-0		0-0-0		
0-1-0	0-0-0	0-0-0		AWAY		0-0-0		0-0-0		0-1-0		
0-0-0	0-0-0	0-0-0		NEUTRAL		0-0-0		0-0-0		0-0-0		
<hr/>												
RPI	S	Opponent	Score	RPI	S	Opponent	Score	RPI	S	Opponent	Score	
								128	H	Marist	1 0	
								136	H	Drexel	2 0	
								156	A	Rider	0 5	
								164	A	Bryant	0 2	
								187	H	Lafayette	1 0	
								228	H	Manhattan	1 1	
								284	A	Howard	1 1	
								307	H	Delaware St.	2 0	
								311	H	NJIT	2 1	
								316	A	Saint Peter's	1 0	
<hr/>												
LAST 10 GAMES												
136 H Drexel				2	0	307 H Delaware St.				2	0	
156 A Rider				0	5	164 A Bryant				0	2	
187 H Lafayette				1	0	228 H Manhattan				1	1	
284 A Howard				1	1	128 H Marist				1	0	
311 H NJIT				2	1	316 A Saint Peter's				1	0	

Non-Div. I Games:

Wagner

Average RPI Win:	139	WON-LOST RECORD	WINNING PCT. RANK	LAST 10 GAMES	STRENGTH OF SCHEDULE	OPP. STRENGTH OF SCHEDULE	TEAM RPI	ADJ RPI	CONF. RPI	ADJ CONF. RPI	
DIV. I ONLY	1-6-1	.1875	295	1-6-1	41	149	183	.47428	179	12	12
DIV. I NON-CONF.	1-5-1	.21429	288	1-5-1	32	149	164	.48832	164	12	12
<hr/>											
TOTALS	RPI 1-25	RPI 26-50		W-L RECORDS	RPI 51-100		RPI 101-150		RPI 150+		
1-6-1	0-0-0	0-1-0		OVERALL	0-3-0		1-2-0		0-0-1		
0-2-1	0-0-0	0-0-0		HOME	0-1-0		0-1-0		0-0-1		
1-4-0	0-0-0	0-1-0		AWAY	0-2-0		1-1-0		0-0-0		
0-0-0	0-0-0	0-0-0		NEUTRAL	0-0-0		0-0-0		0-0-0		
<hr/>											
1-5-1	0-0-0	0-1-0		NON-CONFERENCE	0-3-0		1-1-0		0-0-1		
0-1-1	0-0-0	0-0-0		HOME	0-1-0		0-0-0		0-0-1		
1-4-0	0-0-0	0-0-		AWAY	0-2-0		1-1-0		0-0-0		
0-0-0	0-0-0	0-0-0		NEUTRAL	0-0-0		0-0-0		0-0-0		
<hr/>											
0-1-0	0-0-0	0-0-0		CONFERENCE	0-0-0		0-1-0		0-0-0		
0-1-0	0-0-0	0-0-0		HOME	0-0-0		0-1-0		0-0-0		
0-0-0	0-0-0	0-0-0		AWAY	0-0-0		0-0-0		0-0-0		
0-0-0	0-0-0	0-0-0		NEUTRAL	0-0-0		0-0-0		0-0-0		
<hr/>											
RPI	S	Opponent	Score	RPI	S	Opponent	Score	RPI	S	Opponent	Score
				48	A	William & Mary	0 2	51	H	La Salle	0 1
								62	A	Long Beach St.	1 3
								66	A	Seton Hall	1 2

Non-Div. I Games:

Princeton

Average RPI Win:		254	WON-LOST RECORD		WINNING PCT. RANK		LAST 10 GAMES		STRENGTH OF SCHEDULE		OPP. STRENGTH OF SCHEDULE		TEAM RPI		ADJ RPI		CONF. RPI		ADJ CONF. RPI	
DIV. I ONLY			5-4-1		.55 134		5-4-1		274		105		184		.47326 180		10		10	
DIV. I NON-CONF.			5-4-1		.55 142		5-4-1		266		97		182		.47326 178		10		10	
TOTALS		RPI 1-25		RPI 26-50		W-L RECORDS		RPI 51-100		RPI 101-150		RPI 150+								
5-4-1		0-1-0		0-1-0		OVERALL		0-1-1		0-0-0		5-1-0								
3-0-0		0-0-0		0-0-0		HOME		0-0-0		0-0-0		3-0-0								
1-4-1		0-1-0		0-1-0		AWAY		0-1-1		0-0-0		1-1-0								
1-0-0		0-0-0		0-0-0		NEUTRAL		0-0-0		0-0-0		1-0-0								
5-4-1		0-1-0		0-1-0		NON-CONFERENCE		0-1-1		0-0-0		5-1-0								
3-0-0		0-0-0		0-0-0		HOME		0-0-0		0-0-0		3-0-0								
1-4-1		0-1-0		0-0-		AWAY		0-1-1		0-0-0		1-1-0								
1-0-0		0-0-0		0-0-0		NEUTRAL		0-0-0		0-0-0		1-0-0								
0-0-0		0-0-0		0-0-0		CONFERENCE		0-0-0		0-0-0		0-0-0								
0-0-0		0-0-0		0-0-0		HOME		0-0-0		0-0-0		0-0-0								
0-0-0		0-0-0		0-0-0		AWAY		0-0-0		0-0-0		0-0-0								
0-0-0		0-0-0		0-0-0		NEUTRAL		0-0-0		0-0-0		0-0-0								
RPI	S	Opponent		Score		RPI	S	Opponent		Score		RPI	S	Opponent		Score				
20	A	Texas A&M		1	13	45	A	Rutgers		1	4	66	A	Seton Hall		2	3			
												76	A	St. John's (NY)		0	0			
												203	N	Utah Valley		4	2			
												228	A	Manhattan		0	1			
												235	H	Columbia		3	0			
												249	H	Cornell		4	3			
												275	H	Stony Brook		2	0			
												307	A	Delaware St.		3	1			
LAST 10 GAMES																				
307	A	Delaware St.		3	1	235	H	Columbia		3	0	20	A	Texas A&M		1	13			
249	H	Cornell		4	3							203	N	Utah Valley		4	2			
45	A	Rutgers		1	4							275	H	Stony Brook		2	0			
76	A	St. John's (NY)		0	0							228	A	Manhattan		0	1			
66	A	Seton Hall		2	3															

Non-Div. I Games:

Fordham

Average RPI Win:		250	WON-LOST RECORD		WINNING PCT. RANK		LAST 10 GAMES		STRENGTH OF SCHEDULE		OPP. STRENGTH OF SCHEDULE		TEAM RPI	ADJ RPI		CONF. RPI	ADJ CONF. RPI		
DIV. I ONLY			5-5-0	.5	150	5-5-0		250	87	180	.47308	181	27	26					
DIV. I NON-CONF.			5-5-0	.5	148	5-5-0		243	81	180	.47308	179	27	26					
TOTALS		RPI 1-25		RPI 26-50		W-L RECORDS		RPI 51-100		RPI 101-150		RPI 150+							
5-5-0		0-1-0		0-2-0		OVERALL		0-0-0		0-1-0		5-1-0							
3-1-0		0-0-0		0-0-0		HOME		0-0-0		0-1-0		3-0-0							
2-4-0		0-1-0		0-2-0		AWAY		0-0-0		0-0-0		2-1-0							
0-0-0		0-0-0		0-0-0		NEUTRAL		0-0-0		0-0-0		0-0-0							
5-5-0		0-1-0		0-2-0		NON-CONFERENCE		0-0-0		0-1-0		5-1-0							
3-1-0		0-0-0		0-0-0		HOME		0-0-0		0-1-0		3-0-0							
2-4-0		0-1-0		0-0-		AWAY		0-0-0		0-0-0		2-1-0							
0-0-0		0-0-0		0-0-0		NEUTRAL		0-0-0		0-0-0		0-0-0							
0-0-0		0-0-0		0-0-0		CONFERENCE		0-0-0		0-0-0		0-0-0							
0-0-0		0-0-0		0-0-0		HOME		0-0-0		0-0-0		0-0-0							
0-0-0		0-0-0		0-0-0		AWAY		0-0-0		0-0-0		0-0-0							
0-0-0		0-0-0		0-0-0		NEUTRAL		0-0-0		0-0-0		0-0-0							
RPI	S	Opponent		Score		RPI	S	Opponent		Score		RPI	S	Opponent		Score			
20	A	Texas A&M		0	9	28	A	Rice		0	3			112	H	UALR		1	2
						34	A	LSU		0	1			155	H	Louisiana Tech		2	1
														214	A	La.-Lafayette		2	0
														233	A	Houston Baptist		0	2
														254	A	La.-Monroe		3	0
														304	H	Prairie View		1	0
														321	H	Texas Southern		8	0
LAST 10 GAMES																			
254	A	La.-Monroe		3	0	321	H	Texas Southern		8	0								
112	H	UALR		1	2	34	A	LSU		0	1								
155	H	Louisiana Tech		2	1	214	A	La.-Lafayette		2	0								
28	A	Rice		0	3	304	H	Prairie View		1	0								
233	A	Houston Baptist		0	2	20	A	Texas A&M		0	9								

Non-Div. I Games:

McNeese St.

Average RPI Win: 211		WON-LOST RECORD		WINNING PCT. RANK		LAST 10 GAMES		STRENGTH OF SCHEDULE		OPP. STRENGTH OF SCHEDULE		TEAM RPI		ADJ RPI		CONF. RPI		ADJ CONF. RPI	
DIV. I ONLY		2-8-0		.2 288		2-7-0		50		118		180		.47128 183		24		24	
DIV. I NON-CONF.		2-8-0		.2 290		2-7-0		48		113		180		.47128 181		24		24	
TOTALS		RPI 1-25		RPI 26-50		W-L RECORDS		RPI 51-100		RPI 101-150		RPI 150+							
2-8-0		0-2-0		0-1-0		OVERALL		0-3-0		0-0-0		2-2-0							
2-2-0		0-0-0		0-1-0		HOME		0-0-0		0-0-0		2-1-0							
0-5-0		0-1-0		0-0-0		AWAY		0-3-0		0-0-0		0-1-0							
0-1-0		0-1-0		0-0-0		NEUTRAL		0-0-0		0-0-0		0-0-0							
2-8-0		0-2-0		0-1-0		NON-CONFERENCE		0-3-0		0-0-0		2-2-0							
2-2-0		0-0-0		0-1-0		HOME		0-0-0		0-0-0		2-1-0							
0-5-0		0-1-0		0-0-		AWAY		0-3-0		0-0-0		0-1-0							
0-1-0		0-1-0		0-0-0		NEUTRAL		0-0-0		0-0-0		0-0-0							
0-0-0		0-0-0		0-0-0		CONFERENCE		0-0-0		0-0-0		0-0-0							
0-0-0		0-0-0		0-0-0		HOME		0-0-0		0-0-0		0-0-0							
0-0-0		0-0-0		0-0-0		AWAY		0-0-0		0-0-0		0-0-0							
0-0-0		0-0-0		0-0-0		NEUTRAL		0-0-0		0-0-0		0-0-0							
RPI	S	Opponent		Score		RPI	S	Opponent		Score		RPI	S	Opponent		Score			
2	N	Wake Forest		0	3	29	H	Maryland		0	9	51	A	La Salle		0	1		
25	A	Boston U.		0	3							59	A	Virginia Tech		0	3		
												85	A	Northeastern		0	3		

Non-Div. I Games:

Loyola Maryland

Average RPI Win: 233		WON-LOST	WINNING	LAST 10	STRENGTH OF		OPP. STRENGTH	TEAM	ADJ	CONF.	ADJ CONF.
Average RPI Loss: 74		RECORD	PCT. RANK	GAMES	SCHEDULE		OF SCHEDULE	RPI	RPI	RPI	RPI
DIV. I ONLY		6-4-0	.6	102	6-4-0		297	74	188	.47001	184
DIV. I NON-CONF.		5-4-0	.55556	135	5-4-0		297	48	204	.46021	200
TOTALS		RPI 1-25	RPI 26-50		W-L RECORDS		RPI 51-100		RPI 101-150		RPI 150+
6-4-0	0-1-0	0-0-0		OVERALL		0-2-0		1-1-0		5-0-0	
4-2-0	0-0-0	0-0-0		HOME		0-2-0		0-0-0		4-0-0	
2-2-0	0-1-0	0-0-0		AWAY		0-0-0		1-1-0		1-0-0	
0-0-0	0-0-0	0-0-0		NEUTRAL		0-0-0		0-0-0		0-0-0	
5-4-0	0-1-0	0-0-0		NON-CONFERENCE		0-2-0		1-1-0		4-0-0	
3-2-0	0-0-0	0-0-0		HOME		0-2-0		0-0-0		3-0-0	
2-2-0	0-1-0	0-0-		AWAY		0-0-0		1-1-0		1-0-0	
0-0-0	0-0-0	0-0-0		NEUTRAL		0-0-0		0-0-0		0-0-0	
1-0-0	0-0-0	0-0-0		CONFERENCE		0-0-0		0-0-0		1-0-0	
1-0-0	0-0-0	0-0-0		HOME		0-0-0		0-0-0		1-0-0	
0-0-0	0-0-0	0-0-0		AWAY		0-0-0		0-0-0		0-0-0	
0-0-0	0-0-0	0-0-0		NEUTRAL		0-0-0		0-0-0		0-0-0	
RPI S	Opponent	Score		RPI S	Opponent	Score		RPI S	Opponent	Score	
25 A	Boston U.	2	3					60 H	Southeast Mo. St.	2	3
								93 H	Minnesota	0	1
								117 A	Western Mich.	0	1
								141 A	DePaul	4	3
								169 H	Northwestern	2	1
								206 H	Bowling Green	5	2
								268 H	Drake	2	0
								296 H	Northern Ill.	5	0
								319 A	Eastern Mich.	3	0
LAST 10 GAMES											
141 A	DePaul	4	3	268 H	Drake	2	0				
296 H	Northern Ill.	5	0	117 A	Western Mich.	0	1				
25 A	Boston U.	2	3	319 A	Eastern Mich.	3	0				
206 H	Bowling Green	5	2	169 H	Northwestern	2	1				
60 H	Southeast Mo. St.	2	3	93 H	Minnesota	0	1				

Non-Div. I Games:

Illinois St.

Average RPI Win: 242		WON-LOST	WINNING	LAST 10	STRENGTH OF	OPP. STRENGTH	TEAM	ADJ	CONF.	ADJ CONF.		
Average RPI Loss: 92		RECORD	PCT. RANK	GAMES	SCHEDULE	OF SCHEDULE	RPI	RPI	RPI	RPI		
DIV. I ONLY		5-5-0	.5	150	5-5-0	238	178	186	.46968	185	14	14
DIV. I NON-CONF.		4-4-0	.5	148	4-4-0	268	180	212	.45434	206	14	14
<hr/>												
TOTALS		RPI 1-25		RPI 26-50		W-L RECORDS		RPI 51-100		RPI 101-150		RPI 150+
5-5-0		0-0-0		0-1-0		OVERALL		0-2-0		1-1-0		4-1-0
2-1-0		0-0-0		0-1-0		HOME		0-0-0		1-0-0		1-0-0
3-2-0		0-0-0		0-0-0		AWAY		0-0-0		0-1-0		3-1-0
0-2-0		0-0-0		0-0-0		NEUTRAL		0-2-0		0-0-0		0-0-0
4-4-0		0-0-0		0-1-0		NON-CONFERENCE		0-2-0		0-1-0		4-0-0
1-1-0		0-0-0		0-1-0		HOME		0-0-0		0-0-0		1-0-0
3-1-0		0-0-0		0-0-		AWAY		0-0-0		0-1-0		3-0-0
0-2-0		0-0-0		0-0-0		NEUTRAL		0-2-0		0-0-0		0-0-0
1-1-0		0-0-0		0-0-0		CONFERENCE		0-0-0		1-0-0		0-1-0
1-0-0		0-0-0		0-0-0		HOME		0-0-0		1-0-0		0-0-0
0-1-0		0-0-0		0-0-0		AWAY		0-0-0		0-0-0		0-1-0
0-0-0		0-0-0		0-0-0		NEUTRAL		0-0-0		0-0-0		0-0-0
RPI	S	Opponent		Score		RPI	S	Opponent		Score		

Non-Div. I Games: Madonna 4 0

Butler

Average RPI Win:	245	WON-LOST	WINNING	LAST 10	STRENGTH OF	OPP. STRENGTH	TEAM	ADJ	CONF.	ADJ CONF.		
Average RPI Loss:	234	RECORD	PCT. RANK	GAMES	SCHEDULE	OF SCHEDULE	RPI	RPI	RPI	RPI		
DIV. I ONLY		6-3-0	.66667	72	6-3-0	278	298	182	.46912	186	23	23
DIV. I NON-CONF.		5-3-0	.625	95	5-3-0	253	294	177	.46991	182	23	23
<hr/>												
TOTALS	RPI 1-25	RPI 26-50		W-L RECORDS		RPI 51-100		RPI 101-150		RPI 150+		
6-3-0	0-0-0	0-0-0		OVERALL		0-0-0		1-0-0		5-3-0		
4-1-0	0-0-0	0-0-0		HOME		0-0-0		0-0-0		4-1-0		
1-2-0	0-0-0	0-0-0		AWAY		0-0-0		0-0-0		1-2-0		
1-0-0	0-0-0	0-0-0		NEUTRAL		0-0-0		1-0-0		0-0-0		
5-3-0	0-0-0	0-0-0		NON-CONFERENCE		0-0-0		1-0-0		4-3-0		
3-1-0	0-0-0	0-0-0		HOME		0-0-0		0-0-0		3-1-0		
1-2-0	0-0-0	0-0-		AWAY		0-0-0		0-0-0		1-2-0		
1-0-0	0-0-0	0-0-0		NEUTRAL		0-0-0		1-0-0		0-0-0		
1-0-0	0-0-0	0-0-0		CONFERENCE		0-0-0		0-0-0		1-0-0		
1-0-0	0-0-0	0-0-0		HOME		0-0-0		0-0-0		1-0-0		
0-0-0	0-0-0	0-0-0		AWAY		0-0-0		0-0-0		0-0-0		
0-0-0	0-0-0	0-0-0		NEUTRAL		0-0-0		0-0-0		0-0-0		
RPI	S	Opponent	Score	RPI	S	Opponent	Score	RPI	S	Opponent	Score	
								110	N	Wright St.	2 1	
								171	A	Wofford	1 2	
								191	A	Radford	1 0	
								241	H	Longwood	2 1	
								245	A	Winthrop	1 2	
								286	H	Tennessee Tech	1 2	
								308	H	Alabama A&M	10 0	
								309	H	S.C. Upstate	4 0	
								312	H	UNC Asheville	3 0	
LAST 10 GAMES												
								241	H	Longwood	2 1	
								191	A	Radford	1 0	
								286	H	Tennessee Tech	1 2	
								171	A	Wofford	1 2	
								312	H	UNC Asheville	3 0	
								309	H	S.C. Upstate	4 0	
								245	A	Winthrop	1 2	
								110	N	Wright St.	2 1	
								308	H	Alabama A&M	10 0	

Non-Div. I Games:

East Tenn. St.

Average RPI Win: 261		WON-LOST RECORD		WINNING PCT. RANK		LAST 10 GAMES		STRENGTH OF SCHEDULE		OPP. STRENGTH OF SCHEDULE		TEAM RPI		ADJ RPI		CONF. RPI		ADJ CONF. RPI	
DIV. I ONLY		5-3-1		.61111 97		5-3-1		286		232		190		.46811 187		16		16	
DIV. I NON-CONF.		5-3-1		.61111 106		5-3-1		279		230		186		.46811 186		15		15	
TOTALS		RPI 1-25		RPI 26-50		W-L RECORDS		RPI 51-100		RPI 101-150		RPI 150+							
5-3-1		0-0-0		0-0-0		OVERALL		0-1-0		0-1-0		5-1-1							
3-0-0		0-0-0		0-0-0		HOME		0-0-0		0-0-0		3-0-0							
2-3-1		0-0-0		0-0-0		AWAY		0-1-0		0-1-0		2-1-1							
0-0-0		0-0-0		0-0-0		NEUTRAL		0-0-0		0-0-0		0-0-0							
5-3-1		0-0-0		0-0-0		NON-CONFERENCE		0-1-0		0-1-0		5-1-1							
3-0-0		0-0-0		0-0-0		HOME		0-0-0		0-0-0		3-0-0							
2-3-1		0-0-0		0-0-		AWAY		0-1-0		0-1-0		2-1-1							
0-0-0		0-0-0		0-0-0		NEUTRAL		0-0-0		0-0-0		0-0-0							
0-0-0		0-0-0		0-0-0		CONFERENCE		0-0-0		0-0-0		0-0-0							
0-0-0		0-0-0		0-0-0		HOME		0-0-0		0-0-0		0-0-0							
0-0-0		0-0-0		0-0-0		AWAY		0-0-0		0-0-0		0-0-0							
0-0-0		0-0-0		0-0-0		NEUTRAL		0-0-0		0-0-0		0-0-0							
RPI	S	Opponent		Score	RPI	S	Opponent		Score	RPI	S	Opponent		Score					
							89	A	Hartford	0	1	128	A	Marist	0	1			
												166	H	Monmouth	1	0			
												178	A	Wagner	0	1			
												179	A	Princeton	2	2			
												228	H	Manhattan	1	0			
												284	H	Howard	1	0			
												311	A	NJIT	1	0			
												316	A	Saint Peter's	1	0			
LAST 10 GAMES																			
		228	H	Manhattan	1	0	179	A	Princeton	2	2								
		316	A	Saint Peter's	1	0	128	A	Marist	0	1								
		166	H	Monmouth	1	0	89	A	Hartford	0	1								
		284	H	Howard	1	0	311	A	NJIT	1	0								
							178	A	Wagner	0	1								

Non-Div. I Games:

Lafayette

Average RPI Win:	253	WON-LOST	WINNING	LAST 10	STRENGTH OF	OPP. STRENGTH	TEAM	ADJ	CONF.	ADJ CONF.		
Average RPI Loss:	105	RECORD	PCT. RANK	GAMES	SCHEDULE	OF SCHEDULE	RPI	RPI	RPI	RPI		
DIV. I ONLY		3-4-3	.45	185	3-4-3	192	189	187	.46698	188	19	18
DIV. I NON-CONF.		2-4-2	.375	214	2-4-2	204	143	219	.44514	218	19	18
<hr/>												
TOTALS	RPI 1-25	RPI 26-50		W-L RECORDS		RPI 51-100		RPI 101-150		RPI 150+		
3-4-3	0-0-0	0-0-0		OVERALL		0-3-0		0-0-2		3-1-1		
3-1-2	0-0-0	0-0-0		HOME		0-0-0		0-0-1		3-1-1		
0-3-1	0-0-0	0-0-0		AWAY		0-3-0		0-0-1		0-0-0		
0-0-0	0-0-0	0-0-0		NEUTRAL		0-0-0		0-0-0		0-0-0		
2-4-2	0-0-0	0-0-0		NON-CONFERENCE		0-3-0		0-0-1		2-1-1		
2-1-1	0-0-0	0-0-0		HOME		0-0-0		0-0-0		2-1-1		
0-3-1	0-0-0	0-0-		AWAY		0-3-0		0-0-1		0-0-0		
0-0-0	0-0-0	0-0-0		NEUTRAL		0-0-0		0-0-0		0-0-0		
1-0-1	0-0-0	0-0-0		CONFERENCE		0-0-0		0-0-1		1-0-0		
1-0-1	0-0-0	0-0-0		HOME		0-0-0		0-0-1		1-0-0		
0-0-0	0-0-0	0-0-0		AWAY		0-0-0		0-0-0		0-0-0		
0-0-0	0-0-0	0-0-0		NEUTRAL		0-0-0		0-0-0		0-0-0		
RPI	S	Opponent	Score	RPI	S	Opponent	Score	RPI	S	Opponent	Score	
						59 A	Virginia Tech	0	5	123 H	Samford	1 1
						61 A	Massachusetts	1	2	150 A	Liberty	0 0
						81 A	Harvard	1	2	218 H	North Florida	2 3
										221 H	VCU	0 0
										241 H	Longwood	1 0
										247 H	High Point	2 0
										271 H	Chattanooga	8 2
<hr/>												
LAST 10 GAMES												
						271 H	Chattanooga	8	2	150 A	Liberty	0 0
						123 H	Samford	1	1	247 H	High Point	2 0
						59 A	Virginia Tech	0	5	218 H	North Florida	2 3
						241 H	Longwood	1	0	81 A	Harvard	1 2
						221 H	VCU	0	0	61 A	Massachusetts	1 2

Non-Div. I Games:

Elon

Average RPI Win:	263	WON-LOST	WINNING	LAST 10	STRENGTH OF	OPP. STRENGTH	TEAM	ADJ	CONF.	ADJ CONF.	
Average RPI Loss:	148	RECORD	PCT. RANK	GAMES	SCHEDULE	OF SCHEDULE	RPI	RPI	RPI	RPI	
DIV. I ONLY	5-3-2	.6	102	5-2-2	281	227	189	.46584	189	10	10
DIV. I NON-CONF.	5-3-2	.6	118	5-2-2	276	223	185	.46584	189	10	10
TOTALS	RPI 1-25	RPI 26-50	W-L RECORDS		RPI 51-100	RPI 101-150		RPI 150+			
5-3-2	0-0-0	0-0-0	OVERALL		0-1-0	0-1-1		5-1-1			
2-0-1	0-0-0	0-0-0	HOME		0-0-0	0-0-0		2-0-1			
3-3-1	0-0-0	0-0-0	AWAY		0-1-0	0-1-1		3-1-0			
0-0-0	0-0-0	0-0-0	NEUTRAL		0-0-0	0-0-0		0-0-0			
5-3-2	0-0-0	0-0-0	NON-CONFERENCE		0-1-0	0-1-1		5-1-1			
2-0-1	0-0-0	0-0-0	HOME		0-0-0	0-0-0		2-0-1			
3-3-1	0-0-0	0-0-	AWAY		0-1-0	0-1-1		3-1-0			
0-0-0	0-0-0	0-0-0	NEUTRAL		0-0-0	0-0-0		0-0-0			
0-0-0	0-0-0	0-0-0	CONFERENCE		0-0-0	0-0-0		0-0-0			
0-0-0	0-0-0	0-0-0	HOME		0-0-0	0-0-0		0-0-0			
0-0-0	0-0-0	0-0-0	AWAY		0-0-0	0-0-0		0-0-0			
0-0-0	0-0-0	0-0-0	NEUTRAL		0-0-0	0-0-0		0-0-0			
RPI	S	Opponent	Score	RPI	S	Opponent	Score	RPI	S	Opponent	Score

Non-Div. I Games:

Saint Joseph's

Average RPI Win: 244		WON-LOST RECORD	WINNING PCT. RANK		LAST 10 GAMES	STRENGTH OF SCHEDULE	OPP. STRENGTH OF SCHEDULE	TEAM RPI	ADJ RPI	CONF. RPI	ADJ CONF. RPI	
Average RPI Loss: 92												
DIV. I ONLY		4-5-1	.45	185	4-4-1	229	104	192	.4657	190	15	15
DIV. I NON-CONF.		2-5-1	.3125	247	2-4-1	199	92	225	.43966	225	16	16
<hr/>												
TOTALS		RPI 1-25		RPI 26-50		W-L RECORDS		RPI 51-100		RPI 101-150		RPI 150+
4-5-1		0-0-0		0-0-0		OVERALL		0-4-1		1-0-0		3-1-0
2-2-1		0-0-0		0-0-0		HOME		0-1-1		0-0-0		2-1-0
2-2-0		0-0-0		0-0-0		AWAY		0-2-0		1-0-0		1-0-0
0-1-0		0-0-0		0-0-0		NEUTRAL		0-1-0		0-0-0		0-0-0
2-5-1		0-0-0		0-0-0		NON-CONFERENCE		0-4-1		0-0-0		2-1-0
2-2-1		0-0-0		0-0-0		HOME		0-1-1		0-0-0		2-1-0
0-2-0		0-0-0		0-0-		AWAY		0-2-0		0-0-0		0-0-0
0-1-0		0-0-0		0-0-0		NEUTRAL		0-1-0		0-0-0		0-0-0
2-0-0		0-0-0		0-0-0		CONFERENCE		0-0-0		1-0-0		1-0-0
0-0-0		0-0-0		0-0-0		HOME		0-0-0		0-0-0		0-0-0
2-0-0		0-0-0		0-0-0		AWAY		0-0-0		1-0-0		1-0-0
0-0-0		0-0-0		0-0-0		NEUTRAL		0-0-0		0-0-0		0-0-0
RPI	S	Opponent	Score	RPI	S	Opponent	Score	RPI	S	Opponent	Score	
						55 A	Illinois	1	5	117 A	Western Mich.	3 2
						65 A	Texas Tech	0	3	159 H	Purdue	0 1
						82 N	TCU	0	1	270 H	IPFW	4 3
						95 H	Louisville	1	1	293 H	Niagara	5 2
						97 H	Iowa St.	1	2	296 A	Northern Ill.	1 0
<hr/>												
LAST 10 GAMES												
						117 A	Western Mich.	3	2	97 H	Iowa St.	1 2
						296 A	Northern Ill.	1	0	65 A	Texas Tech	0 3
						95 H	Louisville	1	1	82 N	TCU	0 1
						55 A	Illinois	1	5	293 H	Niagara	5 2
						159 H	Purdue	0	1	270 H	IPFW	4 3

Non-Div. I Games:

Toledo

Average RPI Win: 278		WON-LOST RECORD		WINNING PCT. RANK		LAST 10 GAMES		STRENGTH OF SCHEDULE		OPP. STRENGTH OF SCHEDULE		TEAM RPI		ADJ RPI		CONF. RPI		ADJ CONF. RPI		
Average RPI Loss: 108		4-3-0		.57143 122		4-3-0		275		211		198		.4647 191		29		29		
DIV. I ONLY		4-3-0		.57143 127		4-3-0		271		205		197		.4647 191		29		29		
DIV. I NON-CONF.		4-3-0		.57143 127		4-3-0		271		205		197		.4647 191		29		29		
TOTALS		RPI 1-25		RPI 26-50		W-L RECORDS		RPI 51-100		RPI 101-150		RPI 150+								
4-3-0		0-0-0		0-1-0		OVERALL		0-0-0		0-1-0		4-1-0								
3-1-0		0-0-0		0-0-0		HOME		0-0-0		0-0-0		3-1-0								
1-2-0		0-0-0		0-1-0		AWAY		0-0-0		0-1-0		1-0-0								
0-0-0		0-0-0		0-0-0		NEUTRAL		0-0-0		0-0-0		0-0-0								
4-3-0		0-0-0		0-1-0		NON-CONFERENCE		0-0-0		0-1-0		4-1-0								
3-1-0		0-0-0		0-0-0		HOME		0-0-0		0-0-0		3-1-0								
1-2-0		0-0-0		0-0-		AWAY		0-0-0		0-1-0		1-0-0								
0-0-0		0-0-0		0-0-0		NEUTRAL		0-0-0		0-0-0		0-0-0								
0-0-0		0-0-0		0-0-0		CONFERENCE		0-0-0		0-0-0		0-0-0								
0-0-0		0-0-0		0-0-0		HOME		0-0-0		0-0-0		0-0-0								
0-0-0		0-0-0		0-0-0		AWAY		0-0-0		0-0-0		0-0-0								
0-0-0		0-0-0		0-0-0		NEUTRAL		0-0-0		0-0-0		0-0-0								
RPI	S	Opponent		Score		RPI	S	Opponent		Score		RPI	S	Opponent		Score				
						33	A	Ohio St.	0	4					104	A	Old Dominion	0	3	
															186	H	East Tenn. St.	0	1	
															241	A	Longwood	1	0	
															276	H	Francis Marion	2	0	
															286	H	Tennessee Tech	3	1	
															308	H	Alabama A&M	4	0	
										LAST 10 GAMES										
						104	A	Old Dominion	0	3	286	H	Tennessee Tech	3	1					
						241	A	Longwood	1	0	308	H	Alabama A&M	4	0					
											186	H	East Tenn. St.	0	1					
											276	H	Francis Marion	2	0					
											33	A	Ohio St.	0	4					

Non-Div. I Games: Southern Va. 8 0

Radford

Average RPI Win:	231	WON-LOST	WINNING	LAST 10	STRENGTH OF	OPP. STRENGTH	TEAM	ADJ	CONF.	ADJ CONF.			
Average RPI Loss:	150	RECORD	PCT. RANK	GAMES	SCHEDULE	OF SCHEDULE	RPI	RPI	RPI	RPI			
DIV. I ONLY	2-5-2	.33333	241	2-5-2	85	270	185	.46448	192	22	22		
DIV. I NON-CONF.	2-4-1	.35714	229	2-4-1	118	280	203	.45282	208	22	22		
<hr/>													
TOTALS	RPI 1-25	RPI 26-50		W-L RECORDS		RPI 51-100		RPI 101-150		RPI 150+			
2-5-2	0-0-0	0-0-0		OVERALL		0-2-0		0-1-1		2-2-1			
1-2-1	0-0-0	0-0-0		HOME		0-1-0		0-0-0		1-1-1			
1-0-1	0-0-0	0-0-0		AWAY		0-0-0		0-0-1		1-0-0			
0-3-0	0-0-0	0-0-0		NEUTRAL		0-1-0		0-1-0		0-1-0			
2-4-1	0-0-0	0-0-0		NON-CONFERENCE		0-1-0		0-1-1		2-2-0			
1-1-0	0-0-0	0-0-0		HOME		0-0-0		0-0-0		1-1-0			
1-0-1	0-0-0	0-0-		AWAY		0-0-0		0-0-1		1-0-0			
0-3-0	0-0-0	0-0-0		NEUTRAL		0-1-0		0-1-0		0-1-0			
0-1-1	0-0-0	0-0-0		CONFERENCE		0-1-0		0-0-0		0-0-1			
0-1-1	0-0-0	0-0-0		HOME		0-1-0		0-0-0		0-0-1			
0-0-0	0-0-0	0-0-0		AWAY		0-0-0		0-0-0		0-0-0			
0-0-0	0-0-0	0-0-0		NEUTRAL		0-0-0		0-0-0		0-0-0			
RPI	S	Opponent	Score	RPI	S	Opponent	Score	RPI	S	Opponent	Score		
				60 H Southeast Mo. St.				0	3	129 A South Fla.		0	0
				73 N Col. of Charleston				1	5	148 N Western Caro.		1	2
										161 H UT Martin		2	2
										200 H Troy		1	0
										202 N Ball St.		0	3
										262 A Arkansas St.		2	1
										266 H Indiana St.		0	2
<hr/>													
				LAST 10 GAMES									
60 H Southeast Mo. St.				0	3	73 N Col. of Charleston				1	5		
161 H UT Martin				2	2	200 H Troy				1	0		
262 A Arkansas St.				2	1	148 N Western Caro.				1	2		
266 H Indiana St.				0	2	202 N Ball St.				0	3		
129 A South Fla.				0	0								

Non-Div. I Games: Bellarmine

1 2

Murray St.

Average RPI Win:	261	WON-LOST	WINNING	LAST 10	STRENGTH OF	OPP. STRENGTH	TEAM	ADJ	CONF.	ADJ CONF.			
Average RPI Loss:	105	RECORD	PCT. RANK	GAMES	SCHEDULE	OF SCHEDULE	RPI	RPI	RPI	RPI			
DIV. I ONLY		3-5-2	.4	211	3-5-2	150	247	191	.46405	193	30	30	
DIV. I NON-CONF.		3-5-2	.4	205	3-5-2	135	243	191	.46405	192	30	30	
<hr/>													
TOTALS	RPI 1-25	RPI 26-50		W-L RECORDS		RPI 51-100		RPI 101-150		RPI 150+			
3-5-2	0-0-0	0-1-0		OVERALL		0-2-0		0-1-0		3-1-2			
1-1-2	0-0-0	0-0-0		HOME		0-1-0		0-0-0		1-0-2			
2-4-0	0-0-0	0-1-0		AWAY		0-1-0		0-1-0		2-1-0			
0-0-0	0-0-0	0-0-0		NEUTRAL		0-0-0		0-0-0		0-0-0			
<hr/>													
3-5-2	0-0-0	0-1-0		NON-CONFERENCE		0-2-0		0-1-0		3-1-2			
1-1-2	0-0-0	0-0-0		HOME		0-1-0		0-0-0		1-0-2			
2-4-0	0-0-0	0-0-		AWAY		0-1-0		0-1-0		2-1-0			
0-0-0	0-0-0	0-0-0		NEUTRAL		0-0-0		0-0-0		0-0-0			
<hr/>													
0-0-0	0-0-0	0-0-0		CONFERENCE		0-0-0		0-0-0		0-0-0			
0-0-0	0-0-0	0-0-0		HOME		0-0-0		0-0-0		0-0-0			
0-0-0	0-0-0	0-0-0		AWAY		0-0-0		0-0-0		0-0-0			
0-0-0	0-0-0	0-0-0		NEUTRAL		0-0-0		0-0-0		0-0-0			
<hr/>													
RPI	S	Opponent	Score	RPI	S	Opponent	Score	RPI	S	Opponent	Score		
				39	A	Denver	1 2	56	H	Utah St.	1 2		
								94	A	UTEP	0 2		
										137	A	Colorado	0 3
										170	H	Jacksonville	0 0
										182	A	Creighton	2 1
										201	A	New Mexico St.	0 1
										268	H	Drake	2 2
										288	A	Air Force	1 0
										313	H	South Dakota	4 2
<hr/>													
LAST 10 GAMES													
				268	H	Drake	2 2	313	H	South Dakota	4 2		
				182	A	Creighton	2 1	56	H	Utah St.	1 2		
				94	A	UTEP	0 2	170	H	Jacksonville	0 0		
				201	A	New Mexico St.	0 1	137	A	Colorado	0 3		
				288	A	Air Force	1 0	39	A	Denver	1 2		

Non-Div. I Games:

Northern Colo.

Average RPI Win: 293		WON-LOST RECORD	WINNING PCT. RANK		LAST 10 GAMES	STRENGTH OF SCHEDULE	OPP. STRENGTH OF SCHEDULE	TEAM RPI	ADJ RPI	CONF. RPI	ADJ CONF. RPI	
Average RPI Loss: 55												
DIV. I ONLY		3-5-1	.38889	221	3-5-1	185	119	203	.46399	194	27	26
DIV. I NON-CONF.		3-5-1	.38889	211	3-5-1	176	119	199	.46399	193	27	26
<hr/>												
TOTALS		RPI 1-25		RPI 26-50		W-L RECORDS		RPI 51-100		RPI 101-150		RPI 150+
3-5-1		0-0-0		0-2-0		OVERALL		0-3-1		0-0-0		3-0-0
2-0-1		0-0-0		0-0-0		HOME		0-0-1		0-0-0		2-0-0
1-3-0		0-0-0		0-1-0		AWAY		0-2-0		0-0-0		1-0-0
0-2-0		0-0-0		0-1-0		NEUTRAL		0-1-0		0-0-0		0-0-0
<hr/>												
3-5-1		0-0-0		0-2-0		NON-CONFERENCE		0-3-1		0-0-0		3-0-0
2-0-1		0-0-0		0-0-0		HOME		0-0-1		0-0-0		2-0-0
1-3-0		0-0-0		0-0-		AWAY		0-2-0		0-0-0		1-0-0
0-2-0		0-0-0		0-1-0		NEUTRAL		0-1-0		0-0-0		0-0-0
<hr/>												
0-0-0		0-0-0		0-0-0		CONFERENCE		0-0-0		0-0-0		0-0-0
0-0-0		0-0-0		0-0-0		HOME		0-0-0		0-0-0		0-0-0
0-0-0		0-0-0		0-0-0		AWAY		0-0-0		0-0-0		0-0-0
0-0-0		0-0-0		0-0-0		NEUTRAL		0-0-0		0-0-0		0-0-0
<hr/>												
RPI	S	Opponent	Score	RPI	S	Opponent	Score	RPI	S	Opponent	Score	
				36	A	Baylor	1 5	63	A	Texas	0 2	
				43	N	UC Irvine	1 2	67	N	Fresno St.	0 4	
								68	A	SMU	0 2	
								94	H	UTEP	3 3	
	</											

Non-Div. I Games:

UTSA

Average RPI Win: 226		WON-LOST	WINNING	LAST 10	STRENGTH OF	OPP. STRENGTH	TEAM	ADJ	CONF.	ADJ CONF.								
Average RPI Loss: 129		RECORD	PCT. RANK	GAMES	SCHEDULE	OF SCHEDULE	RPI	RPI	RPI	RPI								
DIV. I ONLY		5-4-1	.55	134	5-3-1	279	146	197	.46344	195	24	24						
DIV. I NON-CONF.		5-4-1	.55	142	5-3-1	274	140	196	.46344	194	24	24						
<hr/>																		
TOTALS		RPI 1-25		RPI 26-50		W-L RECORDS		RPI 51-100		RPI 101-150		RPI 150+						
5-4-1		0-0-0		0-0-0		OVERALL		0-2-0		1-1-0		4-1-1						
3-0-1		0-0-0		0-0-0		HOME		0-0-0		0-0-0		3-0-1						
2-4-0		0-0-0		0-0-0		AWAY		0-2-0		1-1-0		1-1-0						
0-0-0		0-0-0		0-0-0		NEUTRAL		0-0-0		0-0-0		0-0-0						
5-4-1		0-0-0		0-0-0		NON-CONFERENCE		0-2-0		1-1-0		4-1-1						
3-0-1		0-0-0		0-0-0		HOME		0-0-0		0-0-0		3-0-1						
2-4-0		0-0-0		0-0-		AWAY		0-2-0		1-1-0		1-1-0						
0-0-0		0-0-0		0-0-0		NEUTRAL		0-0-0		0-0-0		0-0-0						
0-0-0		0-0-0		0-0-0		CONFERENCE		0-0-0		0-0-0		0-0-0						
0-0-0		0-0-0		0-0-0		HOME		0-0-0		0-0-0		0-0-0						
0-0-0		0-0-0		0-0-0		AWAY		0-0-0		0-0-0		0-0-0						
0-0-0		0-0-0		0-0-0		NEUTRAL		0-0-0		0-0-0		0-0-0						
RPI	S	Opponent	Score	RPI	S	Opponent	Score	RPI	S	Opponent	Score	RPI	S	Opponent	Score			
								86	A	Buffalo	0	1		110	A	Wright St.	1	8
								91	A	Colgate	2	3		127	A	St. Bonaventure	4	3
														198	H	Duquesne	2	1
														222	H	Quinnipiac	2	2
														230	A	Saint Francis (PA)	2	3
														240	H	Youngstown St.	1	0
														259	H	Bucknell	1	0
														307	A	Delaware St.	2	1
<hr/>																		
LAST 10 GAMES																		
								86	A	Buffalo	0	1		91	A	Colgate	2	3
								127	A	St. Bonaventure	4	3		198	H	Duquesne	2	1
								307	A	Delaware St.	2	1		259	H	Bucknell	1	0
								240	H	Youngstown St.	1	0		230	A	Saint Francis (PA)	2	3
								222	H	Quinnipiac	2	2		110	A	Wright St.	1	8

Non-Div. I Games:

Canisius

Average RPI Win: 200		WON-LOST RECORD		WINNING PCT. RANK		LAST 10 GAMES		STRENGTH OF SCHEDULE		OPP. STRENGTH OF SCHEDULE		TEAM RPI		ADJ RPI		CONF. RPI		ADJ CONF. RPI	
DIV. I ONLY		5-3-1		.61111 97		5-3-1		292		160		193		.4634 196		10		10	
DIV. I NON-CONF.		5-3-1		.61111 106		5-3-1		291		158		193		.4634 196		10		10	
TOTALS		RPI 1-25		RPI 26-50		W-L RECORDS		RPI 51-100		RPI 101-150		RPI 150+							
5-3-1		0-0-0		0-0-0		OVERALL		2-1-0		0-0-0		3-2-1							
4-1-0		0-0-0		0-0-0		HOME		2-0-0		0-0-0		2-1-0							
1-2-1		0-0-0		0-0-0		AWAY		0-1-0		0-0-0		1-1-1							
0-0-0		0-0-0		0-0-0		NEUTRAL		0-0-0		0-0-0		0-0-0							
5-3-1		0-0-0		0-0-0		NON-CONFERENCE		2-1-0		0-0-0		3-2-1							
4-1-0		0-0-0		0-0-0		HOME		2-0-0		0-0-0		2-1-0							
1-2-1		0-0-0		0-0-		AWAY		0-1-0		0-0-0		1-1-1							
0-0-0		0-0-0		0-0-0		NEUTRAL		0-0-0		0-0-0		0-0-0							
0-0-0		0-0-0		0-0-0		CONFERENCE		0-0-0		0-0-0		0-0-0							
0-0-0		0-0-0		0-0-0		HOME		0-0-0		0-0-0		0-0-0							
0-0-0		0-0-0		0-0-0		AWAY		0-0-0		0-0-0		0-0-0							
0-0-0		0-0-0		0-0-0		NEUTRAL		0-0-0		0-0-0		0-0-0							
RPI	S	Opponent		Score		RPI	S	Opponent		Score		RPI	S	Opponent		Score			

Average RPI Win:	254	WON-LOST	WINNING	LAST 10	STRENGTH OF	OPP. STRENGTH	TEAM	ADJ	CONF.	ADJ CONF.		
Average RPI Loss:	92	RECORD	PCT. RANK	GAMES	SCHEDULE	OF SCHEDULE	RPI	RPI	RPI	RPI		
DIV. I ONLY		5-5-0	.5	150	5-5-0	256	150	200	.4631	197	11	11
DIV. I NON-CONF.		5-3-0	.625	95	5-3-0	285	171	183	.46972	183	11	11

TOTALS	RPI 1-25	RPI 26-50		W-L RECORDS		RPI 51-100		RPI 101-150		RPI 150+		
5-5-0	0-0-0	0-3-0		OVERALL		0-0-0		0-1-0		5-1-0		
2-1-0	0-0-0	0-0-0		HOME		0-0-0		0-0-0		2-1-0		
3-4-0	0-0-0	0-3-0		AWAY		0-0-0		0-1-0		3-0-0		
0-0-0	0-0-0	0-0-0		NEUTRAL		0-0-0		0-0-0		0-0-0		
5-3-0	0-0-0	0-2-0		NON-CONFERENCE		0-0-0		0-0-0		5-1-0		
2-1-0	0-0-0	0-0-0		HOME		0-0-0		0-0-0		2-1-0		
3-2-0	0-0-0	0-0-		AWAY		0-0-0		0-0-0		3-0-0		
0-0-0	0-0-0	0-0-0		NEUTRAL		0-0-0		0-0-0		0-0-0		
0-2-0	0-0-0	0-1-0		CONFERENCE		0-0-0		0-1-0		0-0-0		
0-0-0	0-0-0	0-0-0		HOME		0-0-0		0-0-0		0-0-0		
0-2-0	0-0-0	0-1-0		AWAY		0-0-0		0-1-0		0-0-0		
0-0-0	0-0-0	0-0-0		NEUTRAL		0-0-0		0-0-0		0-0-0		
RPI	S	Opponent	Score	RPI	S	Opponent	Score	RPI	S	Opponent	Score	
				30	A	North Carolina St.	1 3			104	A Old Dominion	1 2
				31	A	Georgetown	1 4			175	A Campbell	2 1
				48	A	William & Mary	0 5			183	H Loyola Maryland	2 0
										247	H High Point	1 2
										300	H Mt. St. Mary's	5 0
										303	A UMBC	3 1
										307	A Delaware St.	2 1

LAST 10 GAMES												
				175	A	Campbell	2 1			104	A Old Dominion	1 2
				300	H	Mt. St. Mary's	5 0			48	A William & Mary	0 5
				303	A	UMBC	3 1			30	A North Carolina St.	1 3
				247	H	High Point	1 2			31	A Georgetown	1 4
				307	A	Delaware St.	2 1			183	H Loyola Maryland	2 0

Non-Div. I Games:

Towson

Average RPI Win: 230		WON-LOST RECORD	WINNING PCT. RANK	LAST 10 GAMES	STRENGTH OF SCHEDULE	OPP. STRENGTH OF SCHEDULE	TEAM RPI	ADJ RPI	CONF. RPI	ADJ CONF. RPI			
Average RPI Loss: 102													
DIV. I ONLY		1-7-1	.16667 297	1-7-1	29	259	195	.46302 198	10	10			
DIV. I NON-CONF.		1-7-1	.16667 296	1-7-1	29	255	194	.46302 197	10	10			
<hr/>													
TOTALS		RPI 1-25	RPI 26-50		W-L RECORDS		RPI 51-100		RPI 101-150		RPI 150+		
1-7-1		0-1-0	0-0-0		OVERALL		0-2-0		0-2-0		1-2-1		
1-1-1		0-0-0	0-0-0		HOME		0-0-0		0-1-0		1-0-1		
0-5-0		0-1-0	0-0-0		AWAY		0-1-0		0-1-0		0-2-0		
0-1-0		0-0-0	0-0-0		NEUTRAL		0-1-0		0-0-0		0-0-0		
<hr/>													
1-7-1		0-1-0	0-0-0		NON-CONFERENCE		0-2-0		0-2-0		1-2-1		
1-1-1		0-0-0	0-0-0		HOME		0-0-0		0-1-0		1-0-1		
0-5-0		0-1-0	0-0-		AWAY		0-1-0		0-1-0		0-2-0		
0-1-0		0-0-0	0-0-0		NEUTRAL		0-1-0		0-0-0		0-0-0		
<hr/>													
0-0-0		0-0-0	0-0-0		CONFERENCE		0-0-0		0-0-0		0-0-0		
0-0-0		0-0-0	0-0-0		HOME		0-0-0		0-0-0		0-0-0		
0-0-0		0-0-0	0-0-0		AWAY		0-0-0		0-0-0		0-0-0		
0-0-0		0-0-0	0-0-0		NEUTRAL		0-0-0		0-0-0		0-0-0		
<hr/>													
RPI S	Opponent	Score		RPI S	Opponent	Score		RPI S	Opponent	Score			
19 A	Miami (FL)	0	3			52 N	Michigan St.	0	3	101 H	Kent St.	0	1
						83 A	Michigan	0	6	113 A	Fla. Gulf Coast	0	1
										152 A	Cleveland St.	1	2
										195 A	Canisius	1	2
										230 H	Saint Francis (PA)	1	0
										272 H	Robert Morris	2	2
<hr/>													
LAST 10 GAMES													
19 A	Miami (FL)	0	3	195 A	Canisius	1	2						
113 A	Fla. Gulf Coast	0	1	272 H	Robert Morris	2	2						
52 N	Michigan St.	0	3	101 H	Kent St.	0	1						
83 A	Michigan	0	6	230 H	Saint Francis (PA)	1	0						
152 A	Cleveland St.	1	2										

Non-Div. I Games:

Duquesne

Average RPI Win: 0		WON-LOST RECORD		WINNING PCT. RANK		LAST 10 GAMES		STRENGTH OF SCHEDULE		OPP. STRENGTH OF SCHEDULE		TEAM RPI		ADJ RPI		CONF. RPI		ADJ CONF. RPI	
DIV. I ONLY		0-8-1		.05556 309		0-8-1		22		100		201		.46296 199		4		4	
DIV. I NON-CONF.		0-7-1		.0625 309		0-7-1		42		106		223		.44376 220		4		4	
TOTALS		RPI 1-25		RPI 26-50		W-L RECORDS		RPI 51-100		RPI 101-150		RPI 150+							
0-8-1		0-2-0		0-1-0		OVERALL		0-2-1		0-2-0		0-1-0							
0-2-1		0-0-0		0-1-0		HOME		0-0-1		0-0-0		0-1-0							
0-4-0		0-2-0		0-0-0		AWAY		0-1-0		0-1-0		0-0-0							
0-2-0		0-0-0		0-0-0		NEUTRAL		0-1-0		0-1-0		0-0-0							
0-7-1		0-1-0		0-1-0		NON-CONFERENCE		0-2-1		0-2-0		0-1-0							
0-2-1		0-0-0		0-1-0		HOME		0-0-1		0-0-0		0-1-0							
0-3-0		0-1-0		0-0-		AWAY		0-1-0		0-1-0		0-0-0							
0-2-0		0-0-0		0-0-0		NEUTRAL		0-1-0		0-1-0		0-0-0							
0-1-0		0-1-0		0-0-0		CONFERENCE		0-0-0		0-0-0		0-0-0							
0-0-0		0-0-0		0-0-0		HOME		0-0-0		0-0-0		0-0-0							
0-1-0		0-1-0		0-0-0		AWAY		0-0-0		0-0-0		0-0-0							
0-0-0		0-0-0		0-0-0		NEUTRAL		0-0-0		0-0-0		0-0-0							
RPI	S	Opponent		Score		RPI	S	Opponent		Score		RPI	S	Opponent		Score			
9	A	Stanford		0 7		46	H	South Carolina		0 1		57	A	BYU		0 2			
14	A	Pepperdine		0 2								65	H	Texas Tech		0 0			
												69	N	Missouri		0 1			

Average RPI Win: 268		WON-LOST RECORD	WINNING PCT. RANK	LAST 10 GAMES	STRENGTH OF SCHEDULE	OPP. STRENGTH OF SCHEDULE	TEAM RPI	ADJ RPI	CONF. RPI	ADJ CONF. RPI	
Average RPI Loss: 164											
DIV. I ONLY		7-3-1	.68182 63	6-3-1	306	168	194	.46191 200	13	13	
DIV. I NON-CONF.		5-3-1	.61111 106	4-3-1	314	153	235	.43081 234	13	13	
<hr/>											
TOTALS		RPI 1-25		RPI 26-50		W-L RECORDS		RPI 51-100		RPI 101-150	RPI 150+
7-3-1		0-0-0		0-0-0		OVERALL		0-0-0		0-1-0	7-2-1
5-0-0		0-0-0		0-0-0		HOME		0-0-0		0-0-0	5-0-0
1-2-1		0-0-0		0-0-0		AWAY		0-0-0		0-0-0	1-2-1
1-1-0		0-0-0		0-0-0		NEUTRAL		0-0-0		0-1-0	1-0-0
5-3-1		0-0-0		0-0-0		NON-CONFERENCE		0-0-0		0-1-0	5-2-1
3-0-0		0-0-0		0-0-0		HOME		0-0-0		0-0-0	3-0-0
1-2-1		0-0-0		0-0-		AWAY		0-0-0		0-0-0	1-2-1
1-1-0		0-0-0		0-0-0		NEUTRAL		0-0-0		0-1-0	1-0-0
2-0-0		0-0-0		0-0-0		CONFERENCE		0-0-0		0-0-0	2-0-0
2-0-0		0-0-0		0-0-0		HOME		0-0-0		0-0-0	2-0-0
0-0-0		0-0-0		0-0-0		AWAY		0-0-0		0-0-0	0-0-0
0-0-0		0-0-0		0-0-0		NEUTRAL		0-0-0		0-0-0	0-0-0
RPI	S	Opponent	Score	RPI	S	Opponent	Score	RPI	S	Opponent	Score
								145	N	Austin Peay	1 2
								155	A	Louisiana Tech	0 1
								192	A	Murray St.	0 1
								214	H	La.-Lafayette	2 0
								252	A	Mississippi St.	1 1
								254	H	La.-Monroe	4 0
								255	N	Presbyterian	3 1
								265	H	Nicholls St.	1 0
								283	H	Alcorn St.	7 0
								301	H	Jacksonville St.	3 2
								305	A	Alabama St.	5 0
<hr/>											
LAST 10 GAMES											
				145	N	Austin Peay	1 2	214	H	La.-Lafayette	2 0
				283	H	Alcorn St.	7 0	254	H	La.-Monroe	4 0
				265	H	Nicholls St.	1 0	301	H	Jacksonville St.	3 2
				155	A	Louisiana Tech	0 1	252	A	Mississippi St.	1 1
				192	A	Murray St.	0 1	255	N	Presbyterian	3 1

Non-Div. I Games:

Troy

Average RPI Win: 238		WON-LOST	WINNING	LAST 10	STRENGTH OF	OPP. STRENGTH	TEAM	ADJ	CONF.	ADJ CONF.								
Average RPI Loss: 122		RECORD	PCT. RANK	GAMES	SCHEDULE	OF SCHEDULE	RPI	RPI	RPI	RPI								
DIV. I ONLY		6-4-1	.59091	111	6-2-1	289	158	202	.46147	201	18	19						
DIV. I NON-CONF.		6-4-1	.59091	122	6-2-1	286	155	198	.46147	198	18	19						
<hr/>																		
TOTALS		RPI 1-25		RPI 26-50		W-L RECORDS		RPI 51-100		RPI 101-150		RPI 150+						
6-4-1		0-0-0		0-0-0		OVERALL		0-3-0		1-0-0		5-1-1						
4-1-0		0-0-0		0-0-0		HOME		0-1-0		1-0-0		3-0-0						
1-3-1		0-0-0		0-0-0		AWAY		0-2-0		0-0-0		1-1-1						
1-0-0		0-0-0		0-0-0		NEUTRAL		0-0-0		0-0-0		1-0-0						
6-4-1		0-0-0		0-0-0		NON-CONFERENCE		0-3-0		1-0-0		5-1-1						
4-1-0		0-0-0		0-0-0		HOME		0-1-0		1-0-0		3-0-0						
1-3-1		0-0-0		0-0-		AWAY		0-2-0		0-0-0		1-1-1						
1-0-0		0-0-0		0-0-0		NEUTRAL		0-0-0		0-0-0		1-0-0						
0-0-0		0-0-0		0-0-0		CONFERENCE		0-0-0		0-0-0		0-0-0						
0-0-0		0-0-0		0-0-0		HOME		0-0-0		0-0-0		0-0-0						
0-0-0		0-0-0		0-0-0		AWAY		0-0-0		0-0-0		0-0-0						
0-0-0		0-0-0		0-0-0		NEUTRAL		0-0-0		0-0-0		0-0-0						
RPI	S	Opponent	Score	RPI	S	Opponent	Score	RPI	S	Opponent	Score	RPI	S	Opponent	Score			
								65	A	Texas Tech	0	1		112	H	UALR	3	0
								74	H	New Mexico	0	4		193	H	Northern Colo.	1	0
								94	A	UTEP	0	2		233	H	Houston Baptist	2	0
														253	A	Weber St.	0	3
														274	A	Idaho St.	1	1
														286	N	Tennessee Tech	1	0
														301	A	Jacksonville St.	2	1
														304	H	Prairie View	4	0
<hr/>																		
LAST 10 GAMES																		
								286	N	Tennessee Tech	1	0		74	H	New Mexico	0	4
								301	A	Jacksonville St.	2	1		253	A	Weber St.	0	3
								233	H	Houston Baptist	2	0		274	A	Idaho St.	1	1
								304	H	Prairie View	4	0		112	H	UALR	3	0
								65	A	Texas Tech	0	1		193	H	Northern Colo.	1	0

Non-Div. I Games: Embry-Riddle (AZ) 7 0

New Mexico St.

Average RPI Win: 258		WON-LOST	WINNING	LAST 10	STRENGTH OF		OPP. STRENGTH	TEAM	ADJ		CONF.	ADJ CONF.	
Average RPI Loss: 86		RECORD	PCT. RANK	GAMES	SCHEDULE		OF SCHEDULE	RPI	RPI		RPI	RPI	
DIV. I ONLY		6-4-1	.59091	111	5-4-1		295	147	206	.45925	202	15	15
DIV. I NON-CONF.		5-3-1	.61111	106	4-3-1		287	145	190	.46841	185	16	16
TOTALS		RPI 1-25	RPI 26-50		W-L RECORDS		RPI 51-100		RPI 101-150		RPI 150+		
6-4-1	0-0-0	0-0-0		OVERALL		0-3-0		0-1-0		6-0-1			
2-1-0	0-0-0	0-0-0		HOME		0-1-0		0-0-0		2-0-0			
2-3-1	0-0-0	0-0-0		AWAY		0-2-0		0-1-0		2-0-1			
2-0-0	0-0-0	0-0-0		NEUTRAL		0-0-0		0-0-0		2-0-0			
5-3-1	0-0-0	0-0-0		NON-CONFERENCE		0-3-0		0-0-0		5-0-1			
1-1-0	0-0-0	0-0-0		HOME		0-1-0		0-0-0		1-0-0			
2-2-1	0-0-0	0-0-		AWAY		0-2-0		0-0-0		2-0-1			
2-0-0	0-0-0	0-0-0		NEUTRAL		0-0-0		0-0-0		2-0-0			
1-1-0	0-0-0	0-0-0		CONFERENCE		0-0-0		0-1-0		1-0-0			
1-0-0	0-0-0	0-0-0		HOME		0-0-0		0-0-0		1-0-0			
0-1-0	0-0-0	0-0-0		AWAY		0-0-0		0-1-0		0-0-0			
0-0-0	0-0-0	0-0-0		NEUTRAL		0-0-0		0-0-0		0-0-0			
RPI	S	Opponent	Score	RPI	S	Opponent	Score	RPI	S	Opponent	Score		

Non-Div. I Games:

Ball St.

Average RPI Win: 257		WON-LOST RECORD		WINNING PCT. RANK		LAST 10 GAMES		STRENGTH OF SCHEDULE		OPP. STRENGTH OF SCHEDULE		TEAM RPI		ADJ RPI		CONF. RPI		ADJ CONF. RPI	
DIV. I ONLY		5-6-0		.45455 180		4-6-0		202		210		196		.459 203		31		31	
DIV. I NON-CONF.		5-6-0		.45455 187		4-6-0		194		204		195		.459 201		31		31	
TOTALS		RPI 1-25		RPI 26-50		W-L RECORDS		RPI 51-100		RPI 101-150		RPI 150+							
5-6-0		0-1-0		0-1-0		OVERALL		0-0-0		0-1-0		5-3-0							
2-3-0		0-1-0		0-0-0		HOME		0-0-0		0-0-0		2-2-0							
2-2-0		0-0-0		0-1-0		AWAY		0-0-0		0-1-0		2-0-0							
1-1-0		0-0-0		0-0-0		NEUTRAL		0-0-0		0-0-0		1-1-0							
5-6-0		0-1-0		0-1-0		NON-CONFERENCE		0-0-0		0-1-0		5-3-0							
2-3-0		0-1-0		0-0-0		HOME		0-0-0		0-0-0		2-2-0							
2-2-0		0-0-0		0-0-		AWAY		0-0-0		0-1-0		2-0-0							
1-1-0		0-0-0		0-0-0		NEUTRAL		0-0-0		0-0-0		1-1-0							
0-0-0		0-0-0		0-0-0		CONFERENCE		0-0-0		0-0-0		0-0-0							
0-0-0		0-0-0		0-0-0		HOME		0-0-0		0-0-0		0-0-0							
0-0-0		0-0-0		0-0-0		AWAY		0-0-0		0-0-0		0-0-0							
0-0-0		0-0-0		0-0-0		NEUTRAL		0-0-0		0-0-0		0-0-0							
RPI	S	Opponent		Score		RPI	S	Opponent		Score		RPI	S	Opponent		Score			
19	H	Miami (FL)		1	4	36	A	Baylor		1	2	146	A	Utah		0	3		
												180	N	Fordham		2	4		
												215	N	Idaho		1	0		
												227	H	Wyoming		0	2		
												253	H	Weber St.		0	1		
												264	H	Portland St.		4	2		
												266	A	Montana		2	1		
												266	H	Montana		3	2		
												274	A	Idaho St.		5	1		
LAST 10 GAMES																			
						215	N	Idaho		1	0	266	H	Montana		3	2		
						146	A	Utah		0	3	274	A	Idaho St.		5	1		
						19	H	Miami (FL)		1	4	36	A	Baylor		1	2		
						227	H	Wyoming		0	2	180	N	Fordham		2	4		
						253	H	Weber St.		0	1	266	A	Montana		2	1		

Non-Div. I Games:

Utah Valley

Average RPI Win:		260	WON-LOST RECORD		WINNING PCT. RANK		LAST 10 GAMES		STRENGTH OF SCHEDULE		OPP. STRENGTH OF SCHEDULE		TEAM RPI		ADJ RPI		CONF. RPI		ADJ CONF. RPI				
Average RPI Loss:		85																					
DIV. I ONLY			4-6-0		.4 211		4-6-0		212		111		204		.4573 204		15		15				
DIV. I NON-CONF.			3-5-0		.375 214		3-5-0		187		73		200		.46072 199		16		16				
TOTALS		RPI 1-25		RPI 26-50		W-L RECORDS		RPI 51-100		RPI 101-150		RPI 150+											
4-6-0		0-1-0		0-2-0		OVERALL		0-0-0		0-1-0		4-2-0											
3-3-0		0-0-0		0-1-0		HOME		0-0-0		0-1-0		3-1-0											
1-3-0		0-1-0		0-1-0		AWAY		0-0-0		0-0-0		1-1-0											
0-0-0		0-0-0		0-0-0		NEUTRAL		0-0-0		0-0-0		0-0-0											
3-5-0		0-1-0		0-1-0		NON-CONFERENCE		0-0-0		0-1-0		3-2-0											
2-2-0		0-0-0		0-0-0		HOME		0-0-0		0-1-0		2-1-0											
1-3-0		0-1-0		0-0-		AWAY		0-0-0		0-0-0		1-1-0											
0-0-0		0-0-0		0-0-0		NEUTRAL		0-0-0		0-0-0		0-0-0											
1-1-0		0-0-0		0-1-0		CONFERENCE		0-0-0		0-0-0		1-0-0											
1-1-0		0-0-0		0-1-0		HOME		0-0-0		0-0-0		1-0-0											
0-0-0		0-0-0		0-0-0		AWAY		0-0-0		0-0-0		0-0-0											
0-0-0		0-0-0		0-0-0		NEUTRAL		0-0-0		0-0-0		0-0-0											
RPI	S	Opponent		Score		RPI	S	Opponent		Score		RPI	S	Opponent		Score							
12	A	Kentucky		1	2	33	A	Ohio St.		0	1			110	H	Wright St.		0	1				
						42	H	Central Mich.		0	3			152	A	Cleveland St.		0	3				
														162	H	Morehead St.		1	2				
														223	H	Pittsburgh		2	0				
														231	A	Marshall		1	0				
														266	H	Indiana St.		1	0				
														319	H	Eastern Mich.		1	0				
						LAST 10 GAMES																	
						152	A	Cleveland St.		0	3	42	H	Central Mich.		0	3						
						231	A	Marshall		1	0	319	H	Eastern Mich.		1	0						
						12	A	Kentucky		1	2	266	H	Indiana St.		1	0						
						223	H	Pittsburgh		2	0	33	A	Ohio St.		0	1						
						110	H	Wright St.		0	1	162	H	Morehead St.		1	2						

Non-Div. I Games:

Ohio

Average RPI Win: 283		WON-LOST	WINNING	LAST 10	STRENGTH OF		OPP. STRENGTH	TEAM	ADJ		CONF.	ADJ CONF.		
Average RPI Loss: 95		RECORD	PCT. RANK	GAMES	SCHEDULE		OF SCHEDULE	RPI	RPI		RPI	RPI		
DIV. I ONLY		3-5-3	.40909	204	3-4-3		182	225	207	.45713	205	20	20	
DIV. I NON-CONF.		2-5-3	.35	234	2-4-3		146	224	205	.45505	205	20	20	
TOTALS		RPI 1-25	RPI 26-50		W-L RECORDS		RPI 51-100		RPI 101-150		RPI 150+			
3-5-3		0-1-0	0-0-0		OVERALL		0-1-0		0-3-1		3-0-2			
3-0-1		0-0-0	0-0-0		HOME		0-0-0		0-0-0		3-0-1			
0-5-2		0-1-0	0-0-0		AWAY		0-1-0		0-3-1		0-0-1			
0-0-0		0-0-0	0-0-0		NEUTRAL		0-0-0		0-0-0		0-0-0			
2-5-3		0-1-0	0-0-0		NON-CONFERENCE		0-1-0		0-3-1		2-0-2			
2-0-1		0-0-0	0-0-0		HOME		0-0-0		0-0-0		2-0-1			
0-5-2		0-1-0	0-0-		AWAY		0-1-0		0-3-1		0-0-1			
0-0-0		0-0-0	0-0-0		NEUTRAL		0-0-0		0-0-0		0-0-0			
1-0-0		0-0-0	0-0-0		CONFERENCE		0-0-0		0-0-0		1-0-0			
1-0-0		0-0-0	0-0-0		HOME		0-0-0		0-0-0		1-0-0			
0-0-0		0-0-0	0-0-0		AWAY		0-0-0		0-0-0		0-0-0			
0-0-0		0-0-0	0-0-0		NEUTRAL		0-0-0		0-0-0		0-0-0			
RPI	S	Opponent	Score		RPI	S	Opponent	Score		RPI	S	Opponent	Score	
8	A	Boston College	0	5						91	A	Colgate	1	5
										115	A	Siena	1	2
										118	A	Yale	1	2
										131	A	Brown	1	1
										142	A	Dartmouth	1	2
										196	H	Rhode Island	1	1
										248	A	Holy Cross	1	1
										256	H	American	1	0
										275	H	Stony Brook	1	0
										317	H	Iona	1	0
LAST 10 GAMES														
	142	A	Dartmouth	1	2		275	H	Stony Brook	1	0			
	8	A	Boston College	0	5		248	A	Holy Cross	1	1			
	317	H	Iona	1	0		115	A	Siena	1	2			
	256	H	American	1	0		118	A	Yale	1	2			
	196	H	Rhode Island	1	1		131	A	Brown	1	1			

Non-Div. I Games:

Vermont

Average RPI Win:	187	WON-LOST	WINNING	LAST 10	STRENGTH OF	OPP. STRENGTH	TEAM	ADJ	CONF.	ADJ CONF.		
Average RPI Loss:	184	RECORD	PCT. RANK	GAMES	SCHEDULE	OF SCHEDULE	RPI	RPI	RPI	RPI		
DIV. I ONLY		4-7-0	.36364	230	4-5-0	117	282	199	.45629	206	15	15
DIV. I NON-CONF.		3-6-0	.33333	238	3-4-0	180	285	244	.41966	249	16	16
<hr/>												
TOTALS	RPI 1-25	RPI 26-50		W-L RECORDS		RPI 51-100		RPI 101-150		RPI 150+		
4-7-0	0-0-0	0-0-0		OVERALL		1-1-0		0-1-0		3-5-0		
1-3-0	0-0-0	0-0-0		HOME		0-0-0		0-0-0		1-3-0		
3-4-0	0-0-0	0-0-0		AWAY		1-1-0		0-1-0		2-2-0		
0-0-0	0-0-0	0-0-0		NEUTRAL		0-0-0		0-0-0		0-0-0		
3-6-0	0-0-0	0-0-0		NON-CONFERENCE		0-1-0		0-0-0		3-5-0		
1-3-0	0-0-0	0-0-0		HOME		0-0-0		0-0-0		1-3-0		
2-3-0	0-0-0	0-0-		AWAY		0-1-0		0-0-0		2-2-0		
0-0-0	0-0-0	0-0-0		NEUTRAL		0-0-0		0-0-0		0-0-0		
1-1-0	0-0-0	0-0-0		CONFERENCE		1-0-0		0-1-0		0-0-0		
0-0-0	0-0-0	0-0-0		HOME		0-0-0		0-0-0		0-0-0		
1-1-0	0-0-0	0-0-0		AWAY		1-0-0		0-1-0		0-0-0		
0-0-0	0-0-0	0-0-0		NEUTRAL		0-0-0		0-0-0		0-0-0		
RPI	S	Opponent	Score	RPI	S	Opponent	Score	RPI	S	Opponent	Score	
						52 A Michigan St.	0 2			101 A Kent St.	0 1	
						86 A Buffalo	2 1			152 A Cleveland St.	1 0	
										158 H Detroit	0 3	
										184 A Illinois St.	2 5	
										240 A Youngstown St.	2 1	
										244 A Loyola (IL)	0 1	
										257 H Valparaiso	0 4	
										270 H IPFW	1 0	
										293 H Niagara	1 2	
<hr/>												
LAST 10 GAMES												
						52 A Michigan St.	0 2			101 A Kent St.	0 1	
						293 H Niagara	1 2			86 A Buffalo	2 1	
						152 A Cleveland St.	1 0			257 H Valparaiso	0 4	
						158 H Detroit	0 3			270 H IPFW	1 0	
						184 A Illinois St.	2 5			240 A Youngstown St.	2 1	

Non-Div. I Games:

Bowling Green

Average RPI Win: 236		WON-LOST	WINNING	LAST 10	STRENGTH OF		OPP. STRENGTH	TEAM	ADJ	CONF.	ADJ CONF.
Average RPI Loss: 150		RECORD	PCT. RANK	GAMES	SCHEDULE		OF SCHEDULE	RPI	RPI	RPI	RPI
DIV. I ONLY		4-5-0	.44444	192	4-5-0		216	221	208	.45574	208
DIV. I NON-CONF.		3-5-0	.375	214	3-5-0		211	215	232	.43628	229
TOTALS		RPI 1-25	RPI 26-50		W-L RECORDS		RPI 51-100		RPI 101-150		RPI 150+
4-5-0	0-0-0	0-0-0		OVERALL		0-1-0		0-2-0		4-2-0	
2-1-0	0-0-0	0-0-0		HOME		0-1-0		0-0-0		2-0-0	
2-4-0	0-0-0	0-0-0		AWAY		0-0-0		0-2-0		2-2-0	
0-0-0	0-0-0	0-0-0		NEUTRAL		0-0-0		0-0-0		0-0-0	
3-5-0	0-0-0	0-0-0		NON-CONFERENCE		0-1-0		0-2-0		3-2-0	
2-1-0	0-0-0	0-0-0		HOME		0-1-0		0-0-0		2-0-0	
1-4-0	0-0-0	0-0-		AWAY		0-0-0		0-2-0		1-2-0	
0-0-0	0-0-0	0-0-0		NEUTRAL		0-0-0		0-0-0		0-0-0	
1-0-0	0-0-0	0-0-0		CONFERENCE		0-0-0		0-0-0		1-0-0	
0-0-0	0-0-0	0-0-0		HOME		0-0-0		0-0-0		0-0-0	
1-0-0	0-0-0	0-0-0		AWAY		0-0-0		0-0-0		1-0-0	
0-0-0	0-0-0	0-0-0		NEUTRAL		0-0-0		0-0-0		0-0-0	
RPI S	Opponent	Score	RPI S	Opponent	Score	RPI S	Opponent	Score	RPI S	Opponent	Score
						86 H	Buffalo	0 1	115 A	Siena	0 1
									127 A	St. Bonaventure	0 1
									174 A	Lehigh	0 1
									189 H	Saint Joseph's	2 0
									217 A	Maine	3 0
									229 H	Fairleigh Dickinson	2 0
									249 A	Cornell	0 1
									307 A	Delaware St.	1 0
LAST 10 GAMES						249 A	Cornell	0 1			
						115 A	Siena	0 1			
						229 H	Fairleigh Dickinson	2 0			
						174 A	Lehigh	0 1			
						127 A	St. Bonaventure	0 1			
						217 A	Maine	3 0			
						189 H	Saint Joseph's	2 0			
						307 A	Delaware St.	1 0			
						86 H	Buffalo	0 1			

Non-Div. I Games:

Binghamton

Average RPI Win: 234		WON-LOST	WINNING		LAST 10	STRENGTH OF		OPP. STRENGTH	TEAM	ADJ	CONF.	ADJ CONF.				
Average RPI Loss: 150		RECORD	PCT. RANK		GAMES	SCHEDULE		OF SCHEDULE	RPI	RPI	RPI	RPI				
DIV. I ONLY		3-5-2	.4	211	3-5-2	173		239	205	.45509	210	19	18			
DIV. I NON-CONF.		2-4-2	.375	214	2-4-2	270		187	255	.41822	250	19	18			
TOTALS		RPI 1-25		RPI 26-50		W-L RECORDS		RPI 51-100		RPI 101-150		RPI 150+				
3-5-2		0-0-0		0-0-0		OVERALL		0-1-0		0-2-1		3-2-1				
1-3-2		0-0-0		0-0-0		HOME		0-1-0		0-1-1		1-1-1				
2-2-0		0-0-0		0-0-0		AWAY		0-0-0		0-1-0		2-1-0				
0-0-0		0-0-0		0-0-0		NEUTRAL		0-0-0		0-0-0		0-0-0				
2-4-2		0-0-0		0-0-0		NON-CONFERENCE		0-1-0		0-2-1		2-1-1				
1-3-2		0-0-0		0-0-0		HOME		0-1-0		0-1-1		1-1-1				
1-1-0		0-0-0		0-0-		AWAY		0-0-0		0-1-0		1-0-0				
0-0-0		0-0-0		0-0-0		NEUTRAL		0-0-0		0-0-0		0-0-0				
1-1-0		0-0-0		0-0-0		CONFERENCE		0-0-0		0-0-0		1-1-0				
0-0-0		0-0-0		0-0-0		HOME		0-0-0		0-0-0		0-0-0				
1-1-0		0-0-0		0-0-0		AWAY		0-0-0		0-0-0		1-1-0				
0-0-0		0-0-0		0-0-0		NEUTRAL		0-0-0		0-0-0		0-0-0				
RPI	S	Opponent		Score	RPI	S	Opponent		Score	RPI	S	Opponent		Score		
							99	H	East Carolina	1	2	102	A	Navy	0	1
												113	H	Fla. Gulf Coast	1	2
												143	H	Providence	2	2
												154	H	Charlotte	1	1
												167	A	Furman	0	3
												171	A	Wofford	3	1
												220	A	George Washington	4	2
												269	H	UNC Wilmington	1	2
												312	H	UNC Asheville	8	1
LAST 10 GAMES																
							171	A	Wofford	3	1	154	H	Charlotte	1	1
							167	A	Furman	0	3	102	A	Navy	0	1
							113	H	Fla. Gulf Coast	1	2	220	A	George Washington	4	2
							143	H	Providence	2	2	269	H	UNC Wilmington	1	2
							312	H	UNC Asheville	8	1	99	H	East Carolina	1	2

Non-Div. I Games:

Davidson

Average RPI Win: 255		WON-LOST	WINNING	LAST 10	STRENGTH OF		OPP. STRENGTH	TEAM	ADJ	CONF.	ADJ CONF.
Average RPI Loss: 107		RECORD	PCT. RANK	GAMES	SCHEDULE		OF SCHEDULE	RPI	RPI	RPI	RPI
DIV. I ONLY		4-6-0	.4	211	4-5-0		209	183	215	.4533	211
DIV. I NON-CONF.		4-4-0	.5	148	4-3-0		182	183	165	.48577	165
TOTALS		RPI 1-25	RPI 26-50		W-L RECORDS		RPI 51-100		RPI 101-150		RPI 150+
4-6-0	0-0-0	0-1-0		OVERALL		0-3-0		0-1-0		4-1-0	
1-2-0	0-0-0	0-0-0		HOME		0-1-0		0-1-0		1-0-0	
3-3-0	0-0-0	0-0-0		AWAY		0-2-0		0-0-0		3-1-0	
0-1-0	0-0-0	0-1-0		NEUTRAL		0-0-0		0-0-0		0-0-0	
4-4-0	0-0-0	0-1-0		NON-CONFERENCE		0-2-0		0-1-0		4-0-0	
1-2-0	0-0-0	0-0-0		HOME		0-1-0		0-1-0		1-0-0	
3-1-0	0-0-0	0-0-		AWAY		0-1-0		0-0-0		3-0-0	
0-1-0	0-0-0	0-1-0		NEUTRAL		0-0-0		0-0-0		0-0-0	
0-2-0	0-0-0	0-0-0		CONFERENCE		0-1-0		0-0-0		0-1-0	
0-0-0	0-0-0	0-0-0		HOME		0-0-0		0-0-0		0-0-0	
0-2-0	0-0-0	0-0-0		AWAY		0-1-0		0-0-0		0-1-0	
0-0-0	0-0-0	0-0-0		NEUTRAL		0-0-0		0-0-0		0-0-0	
RPI S	Opponent	Score	RPI S	Opponent	Score	RPI S	Opponent	Score	RPI S	Opponent	Score
			48 N	William & Mary	0 2	59 A	Virginia Tech	0 4	116 H	Clemson	0 1
						73 A	Col. of Charleston	1 2	221 A	VCU	2 1
						75 H	Army	0 1	241 A	Longwood	1 0
									247 A	High Point	3 2
									273 A	Citadel	2 3
									312 H	UNC Asheville	1 0
LAST 10 GAMES											
			273 A	Citadel	2 3	247 A	High Point	3 2			
			73 A	Col. of Charleston	1 2	59 A	Virginia Tech	0 4			
			221 A	VCU	2 1	312 H	UNC Asheville	1 0			
			48 N	William & Mary	0 2	241 A	Longwood	1 0			
			75 H	Army	0 1	116 H	Clemson	0 1			

Non-Div. I Games:

Appalachian St.

Average RPI Win:	222	WON-LOST	WINNING	LAST 10	STRENGTH OF	OPP. STRENGTH	TEAM	ADJ	CONF.	ADJ CONF.	
Average RPI Loss:	111	RECORD	PCT. RANK	GAMES	SCHEDULE	OF SCHEDULE	RPI	RPI	RPI	RPI	
DIV. I ONLY	2-7-1	.25	268	2-6-1	104	187	215	.4529	212	20	20
DIV. I NON-CONF.	2-7-1	.25	270	2-6-1	93	188	211	.4529	207	20	20
<hr/>											
TOTALS	RPI 1-25	RPI 26-50		W-L RECORDS	RPI 51-100		RPI 101-150		RPI 150+		
2-7-1	0-0-0	0-1-0		OVERALL	0-3-0		0-2-0		2-1-1		
1-3-0	0-0-0	0-0-0		HOME	0-2-0		0-1-0		1-0-0		
1-2-1	0-0-0	0-0-0		AWAY	0-1-0		0-1-0		1-0-1		
0-2-0	0-0-0	0-1-0		NEUTRAL	0-0-0		0-0-0		0-1-0		
<hr/>											
2-7-1	0-0-0	0-1-0		NON-CONFERENCE	0-3-0		0-2-0		2-1-1		
1-3-0	0-0-0	0-0-0		HOME	0-2-0		0-1-0		1-0-0		
1-2-1	0-0-0	0-0-		AWAY	0-1-0		0-1-0		1-0-1		
0-2-0	0-0-0	0-1-0		NEUTRAL	0-0-0		0-0-0		0-1-0		
<hr/>											
0-0-0	0-0-0	0-0-0		CONFERENCE	0-0-0		0-0-0		0-0-0		
0-0-0	0-0-0	0-0-0		HOME	0-0-0		0-0-0		0-0-0		
0-0-0	0-0-0	0-0-0		AWAY	0-0-0		0-0-0		0-0-0		
0-0-0	0-0-0	0-0-0		NEUTRAL	0-0-0		0-0-0		0-0-0		
<hr/>											
RPI	S	Opponent	Score	RPI	S	Opponent	Score	RPI	S	Opponent	Score
				40	N	Oregon St.	0 4	61	H	Massachusetts	1 2
								81	A	Harvard	1 4
								85	H	Northeastern	1 2
								120	A	Oregon	0 3
								131	H	Brown	0 1
								164	A	Bryant	0 0
								196	A	Rhode Island	1 0
								248	H	Holy Cross	2 0
								256	N	American	0 1
<hr/>											
LAST 10 GAMES											
				81	A	Harvard	1 4	164	A	Bryant	0 0
				248	H	Holy Cross	2 0	131	H	Brown	0 1
				120	A	Oregon	0 3	85	H	Northeastern	1 2
				256	N	American	0 1	196	A	Rhode Island	1 0
				61	H	Massachusetts	1 2	40	N	Oregon St.	0 4

Non-Div. I Games:

New Hampshire

Average RPI Win: 220		WON-LOST RECORD		WINNING PCT. RANK		LAST 10 GAMES		STRENGTH OF SCHEDULE		OPP. STRENGTH OF SCHEDULE		TEAM RPI		ADJ RPI		CONF. RPI		ADJ CONF. RPI	
DIV. I ONLY		3-8-0		.27273 266		3-7-0		123		140		211		.45087 213		6		5	
DIV. I NON-CONF.		3-8-0		.27273 269		3-7-0		117		137		206		.45087 210		6		6	
TOTALS		RPI 1-25		RPI 26-50		W-L RECORDS		RPI 51-100		RPI 101-150		RPI 150+							
3-8-0		0-1-0		0-1-0		OVERALL		0-3-0		1-1-0		2-2-0							
1-3-0		0-1-0		0-0-0		HOME		0-0-0		0-1-0		1-1-0							
1-4-0		0-0-0		0-0-0		AWAY		0-3-0		0-0-0		1-1-0							
1-1-0		0-0-0		0-1-0		NEUTRAL		0-0-0		1-0-0		0-0-0							
3-8-0		0-1-0		0-1-0		NON-CONFERENCE		0-3-0		1-1-0		2-2-0							
1-3-0		0-1-0		0-0-0		HOME		0-0-0		0-1-0		1-1-0							
1-4-0		0-0-0		0-0-		AWAY		0-3-0		0-0-0		1-1-0							
1-1-0		0-0-0		0-1-0		NEUTRAL		0-0-0		1-0-0		0-0-0							
0-0-0		0-0-0		0-0-0		CONFERENCE		0-0-0		0-0-0		0-0-0							
0-0-0		0-0-0		0-0-0		HOME		0-0-0		0-0-0		0-0-0							
0-0-0		0-0-0		0-0-0		AWAY		0-0-0		0-0-0		0-0-0							
0-0-0		0-0-0		0-0-0		NEUTRAL		0-0-0		0-0-0		0-0-0							
RPI	S	Opponent		Score		RPI	S	Opponent		Score		RPI	S	Opponent		Score			
17	H	California		1	6	39	N	Denver		1	3	53	A	Washington		2	4		
												67	A	Fresno St.		0	3		
												71	A	Seattle		0	1		
												101	N	Kent St.		4	1		
												138	H	UC Davis		0	2		
												220	H	George Washington		1	2		
												242	A	Sacramento St.		0	1		
												264	H	Portland St.		2	0		
												295	A	Nevada		2	0		
LAST 10 GAMES																			
53	A	Washington		2	4	17	H	California		1	6	264	H	Portland St.		2	0		
71	A	Seattle		0	1	295	A	Nevada		2	0	242	A	Sacramento St.		0	1		
39	N	Denver		1	3	101	N	Kent St.		4	1								
220	H	George Washington		1	2														
67	A	Fresno St.		0	3														

Non-Div. I Games:

San Francisco

Average RPI Win:	271	WON-LOST RECORD	WINNING PCT. RANK	LAST 10 GAMES	STRENGTH OF SCHEDULE	OPP. STRENGTH OF SCHEDULE	TEAM RPI	ADJ RPI	CONF. RPI	ADJ CONF. RPI		
DIV. I ONLY		4-6-1	.40909	204	3-6-1	160	302	210	.44976	214	13	13
DIV. I NON-CONF.		4-4-1	.5	148	3-4-1	222	286	207	.45184	209	13	13
<hr/>												
TOTALS	RPI 1-25	RPI 26-50		W-L RECORDS		RPI 51-100		RPI 101-150		RPI 150+		
4-6-1	0-0-0	0-1-0		OVERALL		0-0-0		0-2-0		4-3-1		
3-2-1	0-0-0	0-1-0		HOME		0-0-0		0-0-0		3-1-1		
1-4-0	0-0-0	0-0-0		AWAY		0-0-0		0-2-0		1-2-0		
0-0-0	0-0-0	0-0-0		NEUTRAL		0-0-0		0-0-0		0-0-0		
<hr/>												
4-4-1	0-0-0	0-1-0		NON-CONFERENCE		0-0-0		0-1-0		4-2-1		
3-2-1	0-0-0	0-1-0		HOME		0-0-0		0-0-0		3-1-1		
1-2-0	0-0-0	0-0-		AWAY		0-0-0		0-1-0		1-1-0		
0-0-0	0-0-0	0-0-0		NEUTRAL		0-0-0		0-0-0		0-0-0		
<hr/>												
0-2-0	0-0-0	0-0-0		CONFERENCE		0-0-0		0-1-0		0-1-0		
0-0-0	0-0-0	0-0-0		HOME		0-0-0		0-0-0		0-0-0		
0-2-0	0-0-0	0-0-0		AWAY		0-0-0		0-1-0		0-1-0		
0-0-0	0-0-0	0-0-0		NEUTRAL		0-0-0		0-0-0		0-0-0		
<hr/>												
RPI	S	Opponent	Score	RPI	S	Opponent	Score	RPI	S	Opponent	Score	
				34	H	LSU	0 3					
								122	A	Houston	0 2	
								135	A	South Ala.	0 3	
								181	H	McNeese St.	0 2	
								200	A	Troy	0 2	
								234	H	Northwestern St.	1 0	
								239	H	Southern Miss.	3 2	
								263	H	Southeastern La.	1 1	
								265	A	Nicholls St.	1 2	
								304	H	Prairie View	3 0	
								306	A	Mississippi Val.	3 0	
<hr/>												
LAST 10 GAMES												
				200	A	Troy	0 2	265	A	Nicholls St.	1 2	
				135	A	South Ala.	0 3	122	A	Houston	0 2	
				239	H	Southern Miss.	3 2	181	H	McNeese St.	0 2	
				263	H	Southeastern La.	1 1	306	A	Mississippi Val.	3 0	
				34	H	LSU	0 3	304	H	Prairie View	3 0	

Non-Div. I Games:

La.-Lafayette

Average RPI Win: 250		WON-LOST RECORD	WINNING PCT. RANK	LAST 10 GAMES	STRENGTH OF SCHEDULE	OPP. STRENGTH OF SCHEDULE	TEAM RPI	ADJ RPI		CONF. RPI	ADJ CONF. RPI				
Average RPI Loss: 146															
DIV. I ONLY		4-6-2	.41667 201	4-5-0	187	250	212	.44967	215	18	19				
DIV. I NON-CONF.		4-6-2	.41667 199	4-5-0	178	246	208	.44967	211	18	19				
<hr/>															
TOTALS		RPI 1-25		RPI 26-50		W-L RECORDS		RPI 51-100		RPI 101-150		RPI 150+			
4-6-2		0-0-0		0-0-0		OVERALL		0-3-0		1-0-1		3-3-1			
3-2-0		0-0-0		0-0-0		HOME		0-2-0		0-0-0		3-0-0			
0-3-0		0-0-0		0-0-0		AWAY		0-1-0		0-0-0		0-2-0			
1-1-2		0-0-0		0-0-0		NEUTRAL		0-0-0		1-0-1		0-1-1			
<hr/>															
4-6-2		0-0-0		0-0-0		NON-CONFERENCE		0-3-0		1-0-1		3-3-1			
3-2-0		0-0-0		0-0-0		HOME		0-2-0		0-0-0		3-0-0			
0-3-0		0-0-0		0-0-		AWAY		0-1-0		0-0-0		0-2-0			
1-1-2		0-0-0		0-0-0		NEUTRAL		0-0-0		1-0-1		0-1-1			
<hr/>															
0-0-0		0-0-0		0-0-0		CONFERENCE		0-0-0		0-0-0		0-0-0			
0-0-0		0-0-0		0-0-0		HOME		0-0-0		0-0-0		0-0-0			
0-0-0		0-0-0		0-0-0		AWAY		0-0-0		0-0-0		0-0-0			
0-0-0		0-0-0		0-0-0		NEUTRAL		0-0-0		0-0-0		0-0-0			
<hr/>															
RPI	S	Opponent	Score	RPI	S	Opponent	Score	RPI	S	Opponent	Score				
								57	A	BYU	0 5				
								64	H	Washington St.	1 2				
								71	H	Seattle	0 1				
								140	N	North Dakota St.	3 2				
								147	N	UC Santa Barbara	1 1				
								203	N	Utah Valley	0 1				
								219	A	Gonzaga	0 3				
								226	N	UC Riverside	1 1				
								264	A	Portland St.	1 2				
								266	H	Montana	3 2				
274	H	Idaho St.	4 1												
320	H	Eastern Wash.	1 0												
								LAST 10 GAMES							
								320	H	Eastern Wash.	1 0	57	A	BYU	0 5
								219	A	Gonzaga	0 3	64	H	Washington St.	1 2
								274	H	Idaho St.	4 1	140	N	North Dakota St.	3 2
								264	A	Portland St.	1 2	203	N	Utah Valley	0 1
								71	H	Seattle	0 1	266	H	Montana	3 2

Non-Div. I Games:

Idaho

Average RPI Win:		193	WON-LOST RECORD		WINNING PCT. RANK		LAST 10 GAMES		STRENGTH OF SCHEDULE		OPP. STRENGTH OF SCHEDULE		TEAM RPI		ADJ RPI		CONF. RPI		ADJ CONF. RPI								
Average RPI Loss:		116																									
DIV. I ONLY			3-6-1		.35 237		3-6-1		180		144		217		.44886 216		22		22								
DIV. I NON-CONF.			2-6-1		.27778 264		2-6-1		188		142		242		.42647 241		22		22								
TOTALS		RPI 1-25		RPI 26-50		W-L RECORDS		RPI 51-100		RPI 101-150		RPI 150+															
3-6-1		0-1-0		0-0-0		OVERALL		0-2-0		1-1-0		2-2-1															
1-3-1		0-0-0		0-0-0		HOME		0-1-0		1-0-0		0-2-1															
2-3-0		0-1-0		0-0-0		AWAY		0-1-0		0-1-0		2-0-0															
0-0-0		0-0-0		0-0-0		NEUTRAL		0-0-0		0-0-0		0-0-0															
2-6-1		0-1-0		0-0-0		NON-CONFERENCE		0-2-0		1-1-0		1-2-1															
1-3-1		0-0-0		0-0-0		HOME		0-1-0		1-0-0		0-2-1															
1-3-0		0-1-0		0-0-		AWAY		0-1-0		0-1-0		1-0-0															
0-0-0		0-0-0		0-0-0		NEUTRAL		0-0-0		0-0-0		0-0-0															
1-0-0		0-0-0		0-0-0		CONFERENCE		0-0-0		0-0-0		1-0-0															
0-0-0		0-0-0		0-0-0		HOME		0-0-0		0-0-0		0-0-0															
1-0-0		0-0-0		0-0-0		AWAY		0-0-0		0-0-0		1-0-0															
0-0-0		0-0-0		0-0-0		NEUTRAL		0-0-0		0-0-0		0-0-0															
RPI	S	Opponent		Score		RPI	S	Opponent		Score		RPI	S	Opponent		Score											
12	A	Kentucky		1	2							90	A	Xavier		0	1	106	H	Miami (OH)		2	1				
												95	H	Louisville		0	5	110	A	Wright St.		0	1				
																		158	H	Detroit		0	1				
																		162	A	Morehead St.		1	0				
																		231	H	Marshall		0	4				
																		290	H	Gardner-Webb		1	1				
																		312	A	UNC Asheville		4	0				
						LAST 10 GAMES																					
						162 A Morehead St.						1	0	158 H Detroit						0	1						
						90 A Xavier						0	1	231 H Marshall						0	4						
						110 A Wright St.						0	1	290 H Gardner-Webb						1	1						
						12 A Kentucky						1	2	312 A UNC Asheville						4	0						
						95 H Louisville						0	5	106 H Miami (OH)						2	1						

Non-Div. I Games:

Eastern Ky.

Average RPI Win: 207		WON-LOST RECORD	WINNING PCT. RANK		LAST 10 GAMES	STRENGTH OF SCHEDULE	OPP. STRENGTH OF SCHEDULE	TEAM RPI	ADJ RPI	CONF. RPI	ADJ CONF. RPI	
Average RPI Loss: 134												
DIV. I ONLY		3-4-1	.4375	197	3-4-1	215	245	219	.44868	217	20	20
DIV. I NON-CONF.		3-3-1	.5	148	3-3-1	190	240	179	.47271	180	20	20
<hr/>												
TOTALS		RPI 1-25		RPI 26-50		W-L RECORDS		RPI 51-100		RPI 101-150		RPI 150+
3-4-1		0-0-0		0-0-0		OVERALL		0-1-0		0-2-0		3-1-1
2-1-1		0-0-0		0-0-0		HOME		0-0-0		0-0-0		2-1-1
1-3-0		0-0-0		0-0-0		AWAY		0-1-0		0-2-0		1-0-0
0-0-0		0-0-0		0-0-0		NEUTRAL		0-0-0		0-0-0		0-0-0
3-3-1		0-0-0		0-0-0		NON-CONFERENCE		0-1-0		0-2-0		3-0-1
2-0-1		0-0-0		0-0-0		HOME		0-0-0		0-0-0		2-0-1
1-3-0		0-0-0		0-0-		AWAY		0-1-0		0-2-0		1-0-0
0-0-0		0-0-0		0-0-0		NEUTRAL		0-0-0		0-0-0		0-0-0
0-1-0		0-0-0		0-0-0		CONFERENCE		0-0-0		0-0-0		0-1-0
0-1-0		0-0-0		0-0-0		HOME		0-0-0		0-0-0		0-1-0
0-0-0		0-0-0		0-0-0		AWAY		0-0-0		0-0-0		0-0-0
0-0-0		0-0-0		0-0-0		NEUTRAL		0-0-0		0-0-0		0-0-0
RPI	S	Opponent	Score	RPI	S	Opponent	Score	RPI	S	Opponent	Score	

Non-Div. I Games:

Maine

Average RPI Win: 271		WON-LOST RECORD	WINNING PCT. RANK		LAST 10 GAMES	STRENGTH OF SCHEDULE	OPP. STRENGTH OF SCHEDULE	TEAM RPI	ADJ RPI	CONF. RPI	ADJ CONF. RPI						
Average RPI Loss: 104																	
DIV. I ONLY		5-4-0	.55556	126	5-4-0	290	194	221	.44862	219	6	5					
DIV. I NON-CONF.		5-4-0	.55556	135	5-4-0	288	192	215	.44862	214	6	6					
<hr/>																	
TOTALS		RPI 1-25		RPI 26-50		W-L RECORDS		RPI 51-100		RPI 101-150		RPI 150+					
5-4-0		0-0-0		0-0-0		OVERALL		0-3-0		0-0-0		5-1-0					
2-2-0		0-0-0		0-0-0		HOME		0-2-0		0-0-0		2-0-0					
2-2-0		0-0-0		0-0-0		AWAY		0-1-0		0-0-0		2-1-0					
1-0-0		0-0-0		0-0-0		NEUTRAL		0-0-0		0-0-0		1-0-0					
5-4-0		0-0-0		0-0-0		NON-CONFERENCE		0-3-0		0-0-0		5-1-0					
2-2-0		0-0-0		0-0-0		HOME		0-2-0		0-0-0		2-0-0					
2-2-0		0-0-0		0-0-		AWAY		0-1-0		0-0-0		2-1-0					
1-0-0		0-0-0		0-0-0		NEUTRAL		0-0-0		0-0-0		1-0-0					
0-0-0		0-0-0		0-0-0		CONFERENCE		0-0-0		0-0-0		0-0-0					
0-0-0		0-0-0		0-0-0		HOME		0-0-0		0-0-0		0-0-0					
0-0-0		0-0-0		0-0-0		AWAY		0-0-0		0-0-0		0-0-0					
0-0-0		0-0-0		0-0-0		NEUTRAL		0-0-0		0-0-0		0-0-0					
RPI	S	Opponent		Score		RPI	S	Opponent		Score		RPI	S	Opponent		Score	

Non-Div. I Games:

Gonzaga

[illegible]

Non-Div. I Games:

George Washington

Average RPI Win:	229	WON-LOST	WINNING	LAST 10	STRENGTH OF	OPP. STRENGTH	TEAM	ADJ	CONF.	ADJ CONF.	
Average RPI Loss:	98	RECORD	PCT. RANK	GAMES	SCHEDULE	OF SCHEDULE	RPI	RPI	RPI	RPI	
DIV. I ONLY	2-7-1	.25	268	2-7-1	121	151	220	.44684	221	11	11
DIV. I NON-CONF.	2-5-1	.3125	247	2-5-1	128	146	202	.45797	203	11	11
<hr/>											
TOTALS	RPI 1-25	RPI 26-50		W-L RECORDS	RPI 51-100		RPI 101-150		RPI 150+		
2-7-1	0-0-0	0-2-0		OVERALL	0-2-0		0-2-0		2-1-1		
1-1-0	0-0-0	0-0-0		HOME	0-0-0		0-0-0		1-1-0		
0-4-1	0-0-0	0-1-0		AWAY	0-2-0		0-1-0		0-0-1		
1-2-0	0-0-0	0-1-0		NEUTRAL	0-0-0		0-1-0		1-0-0		
<hr/>											
2-5-1	0-0-0	0-2-0		NON-CONFERENCE	0-1-0		0-1-0		2-1-1		
1-1-0	0-0-0	0-0-0		HOME	0-0-0		0-0-0		1-1-0		
0-2-1	0-0-0	0-0-		AWAY	0-1-0		0-0-0		0-0-1		
1-2-0	0-0-0	0-1-0		NEUTRAL	0-0-0		0-1-0		1-0-0		
<hr/>											
0-2-0	0-0-0	0-0-0		CONFERENCE	0-1-0		0-1-0		0-0-0		
0-0-0	0-0-0	0-0-0		HOME	0-0-0		0-0-0		0-0-0		
0-2-0	0-0-0	0-0-0		AWAY	0-1-0		0-1-0		0-0-0		
0-0-0	0-0-0	0-0-0		NEUTRAL	0-0-0		0-0-0		0-0-0		
<hr/>											
RPI	S	Opponent	Score	RPI	S	Opponent	Score	RPI	S	Opponent	Score
30	A	North Carolina St.	0 1	84	A	St. Mary's (CA)	0 1	107	A	Hofstra	0 1
31	N	Georgetown	0 1	85	A	Northeastern	1 2	139	N	Villanova	2 3
								188	A	Elon	0 0
								211	H	Appalachian St.	1 2
								226	N	UC Riverside	1 0
								231	H	Marshall	4 1
<hr/>											
LAST 10 GAMES											
107	A	Hofstra	0 1	139	N	Villanova	2 3	85	A	Northeastern	1 2
226	N	UC Riverside	1 0	231	H	Marshall	4 1	211	H	Appalachian St.	1 2
84	A	St. Mary's (CA)	0 1	188	A	Elon	0 0	30	A	North Carolina St.	0 1
31	N	Georgetown	0 1	30	A	North Carolina St.	0 1				

Non-Div. I Games:

VCU

Average RPI Win: 248		WON-LOST	WINNING	LAST 10	STRENGTH OF		OPP. STRENGTH	TEAM	ADJ		CONF.	ADJ CONF.	
Average RPI Loss: 124		RECORD	PCT. RANK	GAMES	SCHEDULE		OF SCHEDULE	RPI	RPI		RPI	RPI	
DIV. I ONLY		1-5-1	.21429	287	1-5-1		81	253	225	.44492	222	21	21
DIV. I NON-CONF.		1-4-1	.25	270	1-4-1		82	253	213	.44922	212	21	21
TOTALS		RPI 1-25	RPI 26-50		W-L RECORDS		RPI 51-100		RPI 101-150		RPI 150+		
1-5-1	0-0-0	0-0-0		OVERALL		0-1-0		0-3-0		1-1-1			
1-1-0	0-0-0	0-0-0		HOME		0-0-0		0-0-0		1-1-0			
0-4-1	0-0-0	0-0-0		AWAY		0-1-0		0-3-0		0-0-1			
0-0-0	0-0-0	0-0-0		NEUTRAL		0-0-0		0-0-0		0-0-0			
1-4-1	0-0-0	0-0-0		NON-CONFERENCE		0-1-0		0-2-0		1-1-1			
1-1-0	0-0-0	0-0-0		HOME		0-0-0		0-0-0		1-1-0			
0-3-1	0-0-0	0-0-		AWAY		0-1-0		0-2-0		0-0-1			
0-0-0	0-0-0	0-0-0		NEUTRAL		0-0-0		0-0-0		0-0-0			
0-1-0	0-0-0	0-0-0		CONFERENCE		0-0-0		0-1-0		0-0-0			
0-0-0	0-0-0	0-0-0		HOME		0-0-0		0-0-0		0-0-0			
0-1-0	0-0-0	0-0-0		AWAY		0-0-0		0-1-0		0-0-0			
0-0-0	0-0-0	0-0-0		NEUTRAL		0-0-0		0-0-0		0-0-0			
RPI	S	Opponent	Score	RPI	S	Opponent	Score	RPI	S	Opponent	Score		
									</				

Non-Div. I Games:

Quinnipiac

[illegible]

Non-Div. I Games:

Pittsburgh

Average RPI Win: 276		WON-LOST	WINNING	LAST 10	STRENGTH OF		OPP. STRENGTH	TEAM	ADJ		CONF.	ADJ CONF.
Average RPI Loss: 105		RECORD	PCT. RANK	GAMES	SCHEDULE		OF SCHEDULE	RPI	RPI		RPI	RPI
DIV. I ONLY		4-5-1	.45	185	4-5-1		269	182	228		28	28
DIV. I NON-CONF.		4-5-1	.45	189	4-5-1		260	177	224		28	28
TOTALS		RPI 1-25	RPI 26-50		W-L RECORDS		RPI 51-100		RPI 101-150		RPI 150+	
4-5-1		0-0-0	0-1-0		OVERALL		0-2-0		0-1-0		4-1-1	
2-1-0		0-0-0	0-0-0		HOME		0-0-0		0-0-0		2-1-0	
2-3-1		0-0-0	0-1-0		AWAY		0-2-0		0-0-0		2-0-1	
0-1-0		0-0-0	0-0-0		NEUTRAL		0-0-0		0-1-0		0-0-0	
4-5-1		0-0-0	0-1-0		NON-CONFERENCE		0-2-0		0-1-0		4-1-1	
2-1-0		0-0-0	0-0-0		HOME		0-0-0		0-0-0		2-1-0	
2-3-1		0-0-0	0-0-		AWAY		0-2-0		0-0-0		2-0-1	
0-1-0		0-0-0	0-0-0		NEUTRAL		0-0-0		0-1-0		0-0-0	
0-0-0		0-0-0	0-0-0		CONFERENCE		0-0-0		0-0-0		0-0-0	
0-0-0		0-0-0	0-0-0		HOME		0-0-0		0-0-0		0-0-0	
0-0-0		0-0-0	0-0-0		AWAY		0-0-0		0-0-0		0-0-0	
0-0-0		0-0-0	0-0-0		NEUTRAL		0-0-0		0-0-0		0-0-0	
RPI S	Opponent	Score	RPI S	Opponent	Score	RPI S	Opponent	Score	RPI S	Opponent	Score	
			37 A	Kansas	1 2	93 A	Minnesota	0 5	117 N	Western Mich.	0 2	
						97 A	Iowa St.	0 1	182 H	Creighton	0 1	
									258 H	Green Bay	1 0	
									268 A	Drake	1 0	
									281 A	UNI	2 2	
									282 H	North Dakota	5 1	
									296 A	Northern Ill.	3 0	
LAST 10 GAMES												
			258 H	Green Bay	1 0	281 A	UNI	2 2				
			37 A	Kansas	1 2	97 A	Iowa St.	0 1				
			268 A	Drake	1 0	282 H	North Dakota	5 1				
			117 N	Western Mich.	0 2	93 A	Minnesota	0 5				
			296 A	Northern Ill.	3 0	182 H	Creighton	0 1				

Non-Div. I Games:

South Dakota St.

Average RPI Win:	226	WON-LOST RECORD	WINNING PCT. RANK	LAST 10 GAMES	STRENGTH OF SCHEDULE	OPP. STRENGTH OF SCHEDULE	TEAM RPI	ADJ RPI	CONF. RPI	ADJ CONF. RPI	
Average RPI Loss:	169										
DIV. I ONLY	3-5-0	.375	225	3-5-0	189	234	223	.4419	225	13	13
DIV. I NON-CONF.	3-3-0	.5	148	3-3-0	134	267	161	.48834	163	13	13
<hr/>											
TOTALS	RPI 1-25	RPI 26-50		W-L RECORDS	RPI 51-100		RPI 101-150		RPI 150+		
3-5-0	0-0-0	0-0-0		OVERALL	0-0-0		0-2-0		3-3-0		
3-1-0	0-0-0	0-0-0		HOME	0-0-0		0-0-0		3-1-0		
0-2-0	0-0-0	0-0-0		AWAY	0-0-0		0-1-0		0-1-0		
0-2-0	0-0-0	0-0-0		NEUTRAL	0-0-0		0-1-0		0-1-0		
3-3-0	0-0-0	0-0-0		NON-CONFERENCE	0-0-0		0-1-0		3-2-0		
3-1-0	0-0-0	0-0-0		HOME	0-0-0		0-0-0		3-1-0		
0-0-0	0-0-0	0-0-		AWAY	0-0-0		0-0-0		0-0-0		
0-2-0	0-0-0	0-0-0		NEUTRAL	0-0-0		0-1-0		0-1-0		
0-2-0	0-0-0	0-0-0		CONFERENCE	0-0-0		0-1-0		0-1-0		
0-0-0	0-0-0	0-0-0		HOME	0-0-0		0-0-0		0-0-0		
0-2-0	0-0-0	0-0-0		AWAY	0-0-0		0-1-0		0-1-0		
0-0-0	0-0-0	0-0-0		NEUTRAL	0-0-0		0-0-0		0-0-0		
RPI	S	Opponent	Score	RPI	S	Opponent	Score	RPI	S	Opponent	Score
								112	A	UALR	1 4
								132	N	Akron	0 4
								167	H	Furman	1 0
								168	H	Mercer	0 3
								170	N	Jacksonville	0 2
								251	H	Stetson	2 0
								261	H	UMKC	4 0
								262	A	Arkansas St.	0 3
LAST 10 GAMES											
				132	N	Akron	0 4	112	A	UALR	1 4
				170	N	Jacksonville	0 2	262	A	Arkansas St.	0 3
				261	H	UMKC	4 0	167	H	Furman	1 0
				168	H	Mercer	0 3				
				251	H	Stetson	2 0				

Non-Div. I Games: Lynn 2 1

Fla. Atlantic

Average RPI Win:	254	WON-LOST RECORD	WINNING PCT. RANK	LAST 10 GAMES	STRENGTH OF SCHEDULE	OPP. STRENGTH OF SCHEDULE	TEAM RPI	ADJ RPI	CONF. RPI	ADJ CONF. RPI	
DIV. I ONLY		5-5-1	.5 150	5-4-1	265	252	222	.44184 226	9	9	
DIV. I NON-CONF.		5-5-1	.5 148	5-4-1	259	247	220	.44184 222	9	9	
<hr/>											
TOTALS	RPI 1-25	RPI 26-50		W-L RECORDS	RPI 51-100		RPI 101-150		RPI 150+		
5-5-1	0-0-0	0-0-0		OVERALL	0-2-0		1-1-0		4-2-1		
4-1-0	0-0-0	0-0-0		HOME	0-1-0		0-0-0		4-0-0		
0-2-0	0-0-0	0-0-0		AWAY	0-1-0		0-0-0		0-1-0		
1-2-1	0-0-0	0-0-0		NEUTRAL	0-0-0		1-1-0		0-1-1		
<hr/>											
5-5-1	0-0-0	0-0-0		NON-CONFERENCE	0-2-0		1-1-0		4-2-1		
4-1-0	0-0-0	0-0-0		HOME	0-1-0		0-0-0		4-0-0		
0-2-0	0-0-0	0-0-		AWAY	0-1-0		0-0-0		0-1-0		
1-2-1	0-0-0	0-0-0		NEUTRAL	0-0-0		1-1-0		0-1-1		
<hr/>											
0-0-0	0-0-0	0-0-0		CONFERENCE	0-0-0		0-0-0		0-0-0		
0-0-0	0-0-0	0-0-0		HOME	0-0-0		0-0-0		0-0-0		
0-0-0	0-0-0	0-0-0		AWAY	0-0-0		0-0-0		0-0-0		
0-0-0	0-0-0	0-0-0		NEUTRAL	0-0-0		0-0-0		0-0-0		
<hr/>											
RPI S	Opponent	Score	RPI S	Opponent	Score	RPI S	Opponent	Score	RPI S	Opponent	Score
						74 A	New Mexico	1 2	144 N	North Texas	2 1
						83 H	Michigan	0 1	146 N	Utah	1 2
									215 N	Idaho	1 1
									221 N	VCU	0 1
									238 A	UNLV	0 3
									252 H	Mississippi St.	3 0
									280 H	San Jose St.	2 1
									292 H	Lamar	1 0
									302 H	Southern Utah	2 0
						<hr/>					
			LAST 10 GAMES								
			302 H	Southern Utah	2 0	292 H	Lamar	1 0			
			83 H	Michigan	0 1	74 A	New Mexico	1 2			
			280 H	San Jose St.	2 1	144 N	North Texas	2 1			
			252 H	Mississippi St.	3 0	221 N	VCU	0 1			
			215 N	Idaho	1 1	146 N	Utah	1 2			

Non-Div. I Games:

UC Riverside

Average RPI Win:	245	WON-LOST	WINNING	LAST 10	STRENGTH OF	OPP. STRENGTH	TEAM	ADJ	CONF.	ADJ CONF.
Average RPI Loss:	151	RECORD	PCT. RANK	GAMES	SCHEDULE	OF SCHEDULE	RPI	RPI	RPI	RPI

[illegible]

Non-Div. I Games:	Colorado St.-Pueblo	3	1
-------------------	---------------------	---	---

Wyoming

Average RPI Win: 194		WON-LOST	WINNING	LAST 10	STRENGTH OF		OPP. STRENGTH	TEAM	ADJ		CONF.	ADJ CONF.			
Average RPI Loss: 180		RECORD	PCT. RANK	GAMES	SCHEDULE		OF SCHEDULE	RPI	RPI		RPI	RPI			
DIV. I ONLY		2-5-1	.3125	252	2-5-1		137	280	226		.43984	228			
DIV. I NON-CONF.		2-5-1	.3125	247	2-5-1		129	277	221		.43984	224			
TOTALS		RPI 1-25	RPI 26-50		W-L RECORDS		RPI 51-100		RPI 101-150		RPI 150+				
2-5-1		0-0-0	0-0-0		OVERALL		0-0-0		0-1-0		2-4-1				
2-1-0		0-0-0	0-0-0		HOME		0-0-0		0-1-0		2-0-0				
0-4-1		0-0-0	0-0-0		AWAY		0-0-0		0-0-0		0-4-1				
0-0-0		0-0-0	0-0-0		NEUTRAL		0-0-0		0-0-0		0-0-0				
2-5-1		0-0-0	0-0-0		NON-CONFERENCE		0-0-0		0-1-0		2-4-1				
2-1-0		0-0-0	0-0-0		HOME		0-0-0		0-1-0		2-0-0				
0-4-1		0-0-0	0-0-		AWAY		0-0-0		0-0-0		0-4-1				
0-0-0		0-0-0	0-0-0		NEUTRAL		0-0-0		0-0-0		0-0-0				
0-0-0		0-0-0	0-0-0		CONFERENCE		0-0-0		0-0-0		0-0-0				
0-0-0		0-0-0	0-0-0		HOME		0-0-0		0-0-0		0-0-0				
0-0-0		0-0-0	0-0-0		AWAY		0-0-0		0-0-0		0-0-0				
0-0-0		0-0-0	0-0-0		NEUTRAL		0-0-0		0-0-0		0-0-0				
RPI	S	Opponent	Score	RPI	S	Opponent	Score	RPI	S	Opponent	Score	RPI	S	Opponent	Score
										125 H	Sacred Heart	1		2	
										164 A	Bryant	0		1	
										178 A	Wagner	1		1	
										180 H	Fordham	1		0	
										187 A	Lafayette	0		1	
										196 A	Rhode Island	0		1	
										207 H	Albany (NY)	3		1	
										229 A	Fairleigh Dickinson	1		2	
				LAST 10 GAMES											
				180 H		Fordham	1	0		187 A		Lafayette	0		1
				164 A		Bryant	0	1		207 H		Albany (NY)	3		1
				196 A		Rhode Island	0	1		178 A		Wagner	1		1
										125 H		Sacred Heart	1		2
										229 A		Fairleigh Dickinson	1		2

Non-Div. I Games:

Manhattan

Average RPI Win: 285		WON-LOST	WINNING	LAST 10	STRENGTH OF		OPP. STRENGTH	TEAM	ADJ	CONF.	ADJ CONF.
Average RPI Loss: 162		RECORD	PCT. RANK	GAMES	SCHEDULE		OF SCHEDULE	RPI	RPI	RPI	RPI
DIV. I ONLY		3-4-1	.4375	197	3-4-1		227	288	230	.43843	229
DIV. I NON-CONF.		3-3-1	.5	148	3-3-1		200	291	201	.45832	202
TOTALS		RPI 1-25	RPI 26-50		W-L RECORDS		RPI 51-100		RPI 101-150		RPI 150+
3-4-1	0-0-0	0-0-0		OVERALL		0-1-0		0-0-0		3-3-1	
3-1-1	0-0-0	0-0-0		HOME		0-1-0		0-0-0		3-0-1	
0-3-0	0-0-0	0-0-0		AWAY		0-0-0		0-0-0		0-3-0	
0-0-0	0-0-0	0-0-0		NEUTRAL		0-0-0		0-0-0		0-0-0	
3-3-1	0-0-0	0-0-0		NON-CONFERENCE		0-1-0		0-0-0		3-2-1	
3-1-1	0-0-0	0-0-0		HOME		0-1-0		0-0-0		3-0-1	
0-2-0	0-0-0	0-0-		AWAY		0-0-0		0-0-0		0-2-0	
0-0-0	0-0-0	0-0-0		NEUTRAL		0-0-0		0-0-0		0-0-0	
0-1-0	0-0-0	0-0-0		CONFERENCE		0-0-0		0-0-0		0-1-0	
0-0-0	0-0-0	0-0-0		HOME		0-0-0		0-0-0		0-0-0	
0-1-0	0-0-0	0-0-0		AWAY		0-0-0		0-0-0		0-1-0	
0-0-0	0-0-0	0-0-0		NEUTRAL		0-0-0		0-0-0		0-0-0	
RPI S	Opponent	Score	RPI S	Opponent	Score	RPI S	Opponent	Score	RPI S	Opponent	Score
						89 H	Hartford	0 2	156 H	Rider	0 0
									163 A	Long Island	1 4
									189 A	Saint Joseph's	0 4
									208 A	Binghamton	0 2
									228 H	Manhattan	2 1
									311 H	NJIT	1 0
									316 H	Saint Peter's	1 0
LAST 10 GAMES											
						163 A	Long Island	1 4	316 H	Saint Peter's	1 0
						189 A	Saint Joseph's	0 4	228 H	Manhattan	2 1
						156 H	Rider	0 0	311 H	NJIT	1 0
									208 A	Binghamton	0 2
									89 H	Hartford	0 2

Non-Div. I Games:

Fairleigh Dickinson

Average RPI Win:	267	WON-LOST	WINNING	LAST 10	STRENGTH OF	OPP. STRENGTH	TEAM	ADJ	CONF.	ADJ CONF.	
Average RPI Loss:	148	RECORD	PCT. RANK	GAMES	SCHEDULE	OF SCHEDULE	RPI	RPI	RPI	RPI	
DIV. I ONLY		5-4-0	.55556 126	5-4-0	299	224	232	.43826 230	21	21	
DIV. I NON-CONF.		4-4-0	.5 148	4-4-0	307	172	269	.41264 264	21	21	
<hr/>											
TOTALS	RPI 1-25	RPI 26-50		W-L RECORDS	RPI 51-100		RPI 101-150		RPI 150+		
5-4-0	0-0-0	0-1-0		OVERALL	0-0-0		0-1-0		5-2-0		
3-1-0	0-0-0	0-0-0		HOME	0-0-0		0-0-0		3-1-0		
2-3-0	0-0-0	0-1-0		AWAY	0-0-0		0-1-0		2-1-0		
0-0-0	0-0-0	0-0-0		NEUTRAL	0-0-0		0-0-0		0-0-0		
<hr/>											
4-4-0	0-0-0	0-1-0		NON-CONFERENCE	0-0-0		0-1-0		4-2-0		
2-1-0	0-0-0	0-0-0		HOME	0-0-0		0-0-0		2-1-0		
2-3-0	0-0-0	0-0-		AWAY	0-0-0		0-1-0		2-1-0		
0-0-0	0-0-0	0-0-0		NEUTRAL	0-0-0		0-0-0		0-0-0		
<hr/>											
1-0-0	0-0-0	0-0-0		CONFERENCE	0-0-0		0-0-0		1-0-0		
1-0-0	0-0-0	0-0-0		HOME	0-0-0		0-0-0		1-0-0		
0-0-0	0-0-0	0-0-0		AWAY	0-0-0		0-0-0		0-0-0		
0-0-0	0-0-0	0-0-0		NEUTRAL	0-0-0		0-0-0		0-0-0		
<hr/>											
RPI S	Opponent	Score	RPI S	Opponent	Score	RPI S	Opponent	Score	RPI S	Opponent	Score
			31 A	Georgetown	0 1				130 A	George Mason	1 3
									195 H	Canisius	3 2
									198 A	Duquesne	0 1
									231 H	Marshall	2 3
									259 A	Bucknell	2 1
									272 H	Robert Morris	1 0
									293 H	Niagara	2 0
									316 A	Saint Peter's	2 0
<hr/>											
LAST 10 GAMES											
			272 H	Robert Morris	1 0	316 A	Saint Peter's	2 0			
			259 A	Bucknell	2 1	293 H	Niagara	2 0			
			130 A	George Mason	1 3	195 H	Canisius	3 2			
			31 A	Georgetown	0 1	231 H	Marshall	2 3			
						198 A	Duquesne	0 1			

Non-Div. I Games:

Saint Francis (PA)

Average RPI Win: 223		WON-LOST	WINNING		LAST 10	STRENGTH OF		OPP. STRENGTH	TEAM	ADJ		CONF.	ADJ CONF.					
Average RPI Loss: 131		RECORD	PCT. RANK		GAMES	SCHEDULE		OF SCHEDULE	RPI	RPI		RPI	RPI					
DIV. I ONLY		2-7-1	.25	268	2-7-1	126		203	229	.43819	231	8	8					
DIV. I NON-CONF.		2-5-1	.3125	247	2-5-1	142		207	217	.44383	219	8	8					
TOTALS		RPI 1-25		RPI 26-50		W-L RECORDS		RPI 51-100		RPI 101-150		RPI 150+						
2-7-1		0-0-0		0-2-0		OVERALL		0-1-0		0-1-0		2-3-1						
0-1-1		0-0-0		0-0-0		HOME		0-0-0		0-0-0		0-1-1						
2-5-0		0-0-0		0-1-0		AWAY		0-1-0		0-1-0		2-2-0						
0-1-0		0-0-0		0-1-0		NEUTRAL		0-0-0		0-0-0		0-0-0						
2-5-1		0-0-0		0-2-0		NON-CONFERENCE		0-0-0		0-0-0		2-3-1						
0-1-1		0-0-0		0-0-0		HOME		0-0-0		0-0-0		0-1-1						
2-3-0		0-0-0		0-0-		AWAY		0-0-0		0-0-0		2-2-0						
0-1-0		0-0-0		0-1-0		NEUTRAL		0-0-0		0-0-0		0-0-0						
0-2-0		0-0-0		0-0-0		CONFERENCE		0-1-0		0-1-0		0-0-0						
0-0-0		0-0-0		0-0-0		HOME		0-0-0		0-0-0		0-0-0						
0-2-0		0-0-0		0-0-0		AWAY		0-1-0		0-1-0		0-0-0						
0-0-0		0-0-0		0-0-0		NEUTRAL		0-0-0		0-0-0		0-0-0						
RPI	S	Opponent		Score		RPI	S	Opponent		Score		RPI	S	Opponent		Score		
				26	A	West Virginia	0	3	94	A	UTEP	0	1	119	A	Colorado Col.	0	1
				48	N	William & Mary	0	4						162	H	Morehead St.	2	2
														202	A	Ball St.	0	2
														204	H	Ohio	0	1
														216	A	Eastern Ky.	4	0
														221	A	VCU	1	4
														230	A	Saint Francis (PA)	3	2
LAST 10 GAMES																		
				119	A	Colorado Col.	0	1	26	A	West Virginia	0	3					
				94	A	UTEP	0	1	204	H	Ohio	0	1					
				202	A	Ball St.	0	2	48	N	William & Mary	0	4					
				162	H	Morehead St.	2	2	221	A	VCU	1	4					
				216	A	Eastern Ky.	4	0	230	A	Saint Francis (PA)	3	2					

Non-Div. I Games:

Marshall

Average RPI Win: 294		WON-LOST	WINNING	LAST 10	STRENGTH OF		OPP. STRENGTH	TEAM	ADJ	CONF.	ADJ CONF.							
Average RPI Loss: 90		RECORD	PCT. RANK	GAMES	SCHEDULE		OF SCHEDULE	RPI	RPI	RPI	RPI							
DIV. I ONLY		4-6-1	.40909	204	4-5-1		258	163	233	.438	232	27	26					
DIV. I NON-CONF.		4-6-1	.40909	202	4-5-1		252	159	226	.438	226	27	26					

TOTALS		RPI 1-25		RPI 26-50		W-L RECORDS		RPI 51-100		RPI 101-150		RPI 150+						
4-6-1		0-0-0		0-2-0		OVERALL		0-2-0		0-1-0		4-1-1						
2-1-1		0-0-0		0-0-0		HOME		0-1-0		0-0-0		2-0-1						
2-5-0		0-0-0		0-2-0		AWAY		0-1-0		0-1-0		2-1-0						
0-0-0		0-0-0		0-0-0		NEUTRAL		0-0-0		0-0-0		0-0-0						
4-6-1		0-0-0		0-2-0		NON-CONFERENCE		0-2-0		0-1-0		4-1-1						
2-1-1		0-0-0		0-0-0		HOME		0-1-0		0-0-0		2-0-1						
2-5-0		0-0-0		0-0-		AWAY		0-1-0		0-1-0		2-1-0						
0-0-0		0-0-0		0-0-0		NEUTRAL		0-0-0		0-0-0		0-0-0						
0-0-0		0-0-0		0-0-0		CONFERENCE		0-0-0		0-0-0		0-0-0						
0-0-0		0-0-0		0-0-0		HOME		0-0-0		0-0-0		0-0-0						
0-0-0		0-0-0		0-0-0		AWAY		0-0-0		0-0-0		0-0-0						
0-0-0		0-0-0		0-0-0		NEUTRAL		0-0-0		0-0-0		0-0-0						
RPI	S	Opponent		Score		RPI	S	Opponent		Score		RPI	S	Opponent		Score		
				28	A	Rice	1	4	77	A	Tulsa	0	6	144	A	North Texas	1	3
				36	A	Baylor	0	3	94	H	UTEP	1	3	155	H	Louisiana Tech	0	0
														160	A	Oral Roberts	2	3
														233	H	Houston Baptist	2	1
														304	A	Prairie View	1	0
														318	A	Grambling	4	1
														321	H	Texas Southern	9	0

LAST 10 GAMES																		
				304	A	Prairie View	1	0	28	A	Rice	1	4					
				155	H	Louisiana Tech	0	0	318	A	Grambling	4	1					
				94	H	UTEP	1	3	77	A	Tulsa	0	6					
				321	H	Texas Southern	9	0	160	A	Oral Roberts	2	3					
				144	A	North Texas	1	3	233	H	Houston Baptist	2	1					

Non-Div. I Games:

Sam Houston St.

Average RPI Win: 267		WON-LOST RECORD		WINNING PCT. RANK		LAST 10 GAMES		STRENGTH OF SCHEDULE		OPP. STRENGTH OF SCHEDULE		TEAM RPI		ADJ RPI		CONF. RPI		ADJ CONF. RPI	
DIV. I ONLY		5-7-0		.41667 201		4-5-0		237		244		234		.43799 233		31		31	
DIV. I NON-CONF.		5-7-0		.41667 199		4-5-0		228		239		227		.43799 227		31		31	
TOTALS		RPI 1-25		RPI 26-50		W-L RECORDS		RPI 51-100		RPI 101-150		RPI 150+							
5-7-0		0-0-0		0-0-0		OVERALL		0-3-0		0-2-0		5-2-0							
4-2-0		0-0-0		0-0-0		HOME		0-1-0		0-1-0		4-0-0							
1-5-0		0-0-0		0-0-0		AWAY		0-2-0		0-1-0		1-2-0							
0-0-0		0-0-0		0-0-0		NEUTRAL		0-0-0		0-0-0		0-0-0							
5-7-0		0-0-0		0-0-0		NON-CONFERENCE		0-3-0		0-2-0		5-2-0							
4-2-0		0-0-0		0-0-0		HOME		0-1-0		0-1-0		4-0-0							
1-5-0		0-0-0		0-0-		AWAY		0-2-0		0-1-0		1-2-0							
0-0-0		0-0-0		0-0-0		NEUTRAL		0-0-0		0-0-0		0-0-0							
0-0-0		0-0-0		0-0-0		CONFERENCE		0-0-0		0-0-0		0-0-0							
0-0-0		0-0-0		0-0-0		HOME		0-0-0		0-0-0		0-0-0							
0-0-0		0-0-0		0-0-0		AWAY		0-0-0		0-0-0		0-0-0							
0-0-0		0-0-0		0-0-0		NEUTRAL		0-0-0		0-0-0		0-0-0							
RPI	S	Opponent		Score	RPI	S	Opponent		Score	RPI	S	Opponent		Score					
													</						

Non-Div. I Games:

Houston Baptist

Average RPI Win: 243		WON-LOST RECORD	WINNING PCT. RANK		LAST 10 GAMES	STRENGTH OF SCHEDULE	OPP. STRENGTH OF SCHEDULE	TEAM RPI	ADJ RPI	CONF. RPI	ADJ CONF. RPI				
Average RPI Loss: 108															
DIV. I ONLY		3-5-0	.375	225	3-5-0	232	198	241	.43612	235	12	12			
DIV. I NON-CONF.		2-5-0	.28571	258	2-5-0	175	213	245	.42815	237	12	12			
<hr/>															
TOTALS		RPI 1-25		RPI 26-50		W-L RECORDS		RPI 51-100		RPI 101-150		RPI 150+			
3-5-0		0-0-0		0-0-0		OVERALL		0-2-0		0-2-0		3-1-0			
2-0-0		0-0-0		0-0-0		HOME		0-0-0		0-0-0		2-0-0			
1-4-0		0-0-0		0-0-0		AWAY		0-2-0		0-1-0		1-1-0			
0-1-0		0-0-0		0-0-0		NEUTRAL		0-0-0		0-1-0		0-0-0			
2-5-0		0-0-0		0-0-0		NON-CONFERENCE		0-2-0		0-2-0		2-1-0			
2-0-0		0-0-0		0-0-0		HOME		0-0-0		0-0-0		2-0-0			
0-4-0		0-0-0		0-0-		AWAY		0-2-0		0-1-0		0-1-0			
0-1-0		0-0-0		0-0-0		NEUTRAL		0-0-0		0-1-0		0-0-0			
1-0-0		0-0-0		0-0-0		CONFERENCE		0-0-0		0-0-0		1-0-0			
0-0-0		0-0-0		0-0-0		HOME		0-0-0		0-0-0		0-0-0			
1-0-0		0-0-0		0-0-0		AWAY		0-0-0		0-0-0		1-0-0			
0-0-0		0-0-0		0-0-0		NEUTRAL		0-0-0		0-0-0		0-0-0			
RPI	S	Opponent	Score	RPI	S	Opponent	Score	RPI	S	Opponent	Score				
						70 A	Cal St. Fullerton	0		1	107 N	Hofstra	0		2
						76 A	St. John's (NY)	0		1	109 A	San Diego St.	0		1
											163 H	Long Island	1		0
											180 A	Fordham	0		3
											249 A	Cornell	3		1
											317 H	Iona	2		1
<hr/>															
LAST 10 GAMES															
						180 A	Fordham	0		3	109 A	San Diego St.	0		1
						249 A	Cornell	3		1	76 A	St. John's (NY)	0		1
						163 H	Long Island	1		0	107 N	Hofstra	0		2
						317 H	Iona	2		1					
						70 A	Cal St. Fullerton	0		1					

Non-Div. I Games:

Columbia

Average RPI Win:	0	WON-LOST	WINNING	LAST 10	STRENGTH OF	OPP. STRENGTH	TEAM	ADJ	CONF.	ADJ CONF.
Average RPI Loss:	95	RECORD	PCT. RANK	GAMES	SCHEDULE	OF SCHEDULE	RPI	RPI	RPI	RPI
DIV. I ONLY		0-8-0	0 313	0-8-0	25	170	239	.43579	236	18 19
DIV. I NON-CONF.		0-8-0	0 313	0-8-0	26	166	233	.43579	230	18 19
TOTALS	RPI 1-25		RPI 26-50	W-L RECORDS		RPI 51-100		RPI 101-150		RPI 150+
0-8-0	0-1-0		0-1-0	OVERALL		0-3-0		0-2-0		0-1-0
0-3-0	0-1-0		0-0-0	HOME		0-1-0		0-1-0		0-0-0
0-4-0	0-0-0		0-1-0	AWAY		0-2-0		0-0-0		0-1-0
0-1-0	0-0-0		0-0-0	NEUTRAL		0-0-0		0-1-0		0-0-0
0-8-0	0-1-0		0-1-0	NON-CONFERENCE		0-3-0		0-2-0		0-1-0
0-3-0	0-1-0		0-0-0	HOME		0-1-0		0-1-0		0-0-0
0-4-0	0-0-0		0-0-	AWAY		0-2-0		0-0-0		0-1-0
0-1-0	0-0-0		0-0-0	NEUTRAL		0-0-0		0-1-0		0-0-0
0-0-0	0-0-0		0-0-0	CONFERENCE		0-0-0		0-0-0		0-0-0
0-0-0	0-0-0		0-0-0	HOME		0-0-0		0-0-0		0-0-0
0-0-0	0-0-0		0-0-0	AWAY		0-0-0		0-0-0		0-0-0
0-0-0	0-0-0		0-0-0	NEUTRAL		0-0-0		0-0-0		0-0-0
RPI S Opponent	Score		RPI S Opponent	Score		RPI S Opponent	Score	RPI S Opponent	Score	
17 H California	0 3		43 A UC Irvine	1 2		62 A Long Beach St.	0 3	109 N San Diego St.	0 3	
						64 H Washington St.	1 3	140 H North Dakota St.	2 3	
						84 A St. Mary's (CA)	0 1	238 A UNLV	0 3	
LAST 10 GAMES										
84 A St. Mary's (CA)	0 1		238 A UNLV	0 3						
62 A Long Beach St.	0 3		109 N San Diego St.	0 3						
43 A UC Irvine	1 2		64 H Washington St.	1 3						
17 H California	0 3									
140 H North Dakota St.	2 3									

Non-Div. I Games: Hawaii Pacific 6 2

Hawaii

Average RPI Win:		271	WON-LOST RECORD		WINNING PCT. RANK		LAST 10 GAMES		STRENGTH OF SCHEDULE		OPP. STRENGTH OF SCHEDULE		TEAM RPI		ADJ RPI		CONF. RPI		ADJ CONF. RPI	
DIV. I ONLY			2-8-0		.2	288	2-8-0		115		167		238		.43509		237		28	
DIV. I NON-CONF.			2-8-0		.2	290	2-8-0		108		165		231		.43509		231		28	
TOTALS		RPI 1-25		RPI 26-50		W-L RECORDS		RPI 51-100		RPI 101-150		RPI 150+								
2-8-0		0-2-0		0-0-0		OVERALL		0-2-0		0-2-0		2-2-0								
2-3-0		0-1-0		0-0-0		HOME		0-0-0		0-1-0		2-1-0								
0-5-0		0-1-0		0-0-0		AWAY		0-2-0		0-1-0		0-1-0								
0-0-0		0-0-0		0-0-0		NEUTRAL		0-0-0		0-0-0		0-0-0								
2-8-0		0-2-0		0-0-0		NON-CONFERENCE		0-2-0		0-2-0		2-2-0								
2-3-0		0-1-0		0-0-0		HOME		0-0-0		0-1-0		2-1-0								
0-5-0		0-1-0		0-0-		AWAY		0-2-0		0-1-0		0-1-0								
0-0-0		0-0-0		0-0-0		NEUTRAL		0-0-0		0-0-0		0-0-0								
0-0-0		0-0-0		0-0-0		CONFERENCE		0-0-0		0-0-0		0-0-0								
0-0-0		0-0-0		0-0-0		HOME		0-0-0		0-0-0		0-0-0								
0-0-0		0-0-0		0-0-0		AWAY		0-0-0		0-0-0		0-0-0								
0-0-0		0-0-0		0-0-0		NEUTRAL		0-0-0		0-0-0		0-0-0								
RPI	S	Opponent		Score		RPI	S	Opponent		Score		RPI	S	Opponent		Score				
12	H	Kentucky		0	3					52	A	Michigan St.	0	1	108	A	Indiana	0	1	
22	A	Dayton		1	2					83	A	Michigan	1	3	147	H	UC Santa Barbara	0	2	
															158	A	Detroit	1	3	
															185	H	Butler	2	3	
															223	H	Pittsburgh	3	0	
															319	H	Eastern Mich.	1	0	
LAST 10 GAMES																				
147	H	UC Santa Barbara		0	2	22	A	Dayton		1	2	158	A	Detroit		1	3			
319	H	Eastern Mich.		1	0			185 H Butler		2	3	223	H	Pittsburgh		3	0			
		52 A Michigan St.		0	1			12 H Kentucky		0	3									
		108 A Indiana		0	1															
		83 A Michigan		1	3															

Non-Div. I Games:

Oakland

Average RPI Win: 252		WON-LOST RECORD	WINNING PCT. RANK		LAST 10 GAMES	STRENGTH OF SCHEDULE	OPP. STRENGTH OF SCHEDULE	TEAM RPI	ADJ RPI	CONF. RPI	ADJ CONF. RPI	
Average RPI Loss: 144												
DIV. I ONLY		3-7-2	.33333	241	2-5-2	186	213	236	.43399	238	17	17
DIV. I NON-CONF.		3-7-2	.33333	238	2-5-2	177	209	229	.43399	232	17	17
<hr/>												
TOTALS		RPI 1-25		RPI 26-50		W-L RECORDS		RPI 51-100		RPI 101-150		RPI 150+
3-7-2		0-0-0		0-0-0		OVERALL		0-2-1		0-3-0		3-2-1
2-2-0		0-0-0		0-0-0		HOME		0-1-0		0-1-0		2-0-0
1-5-1		0-0-0		0-0-0		AWAY		0-1-1		0-2-0		1-2-0
0-0-1		0-0-0		0-0-0		NEUTRAL		0-0-0		0-0-0		0-0-1
<hr/>												
3-7-2		0-0-0		0-0-0		NON-CONFERENCE		0-2-1		0-3-0		3-2-1
2-2-0		0-0-0		0-0-0		HOME		0-1-0		0-1-0		2-0-0
1-5-1		0-0-0		0-0-		AWAY		0-1-1		0-2-0		1-2-0
0-0-1		0-0-0		0-0-0		NEUTRAL		0-0-0		0-0-0		0-0-1
<hr/>												
0-0-0		0-0-0		0-0-0		CONFERENCE		0-0-0		0-0-0		0-0-0
0-0-0		0-0-0		0-0-0		HOME		0-0-0		0-0-0		0-0-0
0-0-0		0-0-0		0-0-0		AWAY		0-0-0		0-0-0		0-0-0
0-0-0		0-0-0		0-0-0		NEUTRAL		0-0-0		0-0-0		0-0-0
<hr/>												
RPI	S	Opponent	Score	RPI	S	Opponent	Score	RPI	S	Opponent	Score	
								62	A	Long Beach St.	1	4
								70	A	Cal St. Fullerton	1	1
								71	H	Seattle	1	2

Non-Div. I Games:

UNLV

Average RPI Win:	284	WON-LOST RECORD	WINNING PCT. RANK	LAST 10 GAMES	STRENGTH OF SCHEDULE	OPP. STRENGTH OF SCHEDULE	TEAM RPI	ADJ RPI	CONF. RPI	ADJ CONF. RPI	
Average RPI Loss:	188										
DIV. I ONLY	3-5-3	.40909	204	3-4-3	219	267	231	.4339	239	8	8
DIV. I NON-CONF.	3-4-2	.44444	191	3-3-2	255	290	243	.42038	248	8	8
<hr/>											
TOTALS	RPI 1-25	RPI 26-50		W-L RECORDS	RPI 51-100		RPI 101-150		RPI 150+		
3-5-3	0-0-0	0-0-0		OVERALL	0-1-1		0-1-0		3-3-2		
2-0-2	0-0-0	0-0-0		HOME	0-0-0		0-0-0		2-0-2		
0-4-1	0-0-0	0-0-0		AWAY	0-1-1		0-1-0		0-2-0		
1-1-0	0-0-0	0-0-0		NEUTRAL	0-0-0		0-0-0		1-1-0		
<hr/>											
3-4-2	0-0-0	0-0-0		NON-CONFERENCE	0-0-0		0-1-0		3-3-2		
2-0-2	0-0-0	0-0-0		HOME	0-0-0		0-0-0		2-0-2		
0-3-0	0-0-0	0-0-		AWAY	0-0-0		0-1-0		0-2-0		
1-1-0	0-0-0	0-0-0		NEUTRAL	0-0-0		0-0-0		1-1-0		
<hr/>											
0-1-1	0-0-0	0-0-0		CONFERENCE	0-1-1		0-0-0		0-0-0		
0-0-0	0-0-0	0-0-0		HOME	0-0-0		0-0-0		0-0-0		
0-1-1	0-0-0	0-0-0		AWAY	0-1-1		0-0-0		0-0-0		
0-0-0	0-0-0	0-0-0		NEUTRAL	0-0-0		0-0-0		0-0-0		
<hr/>											
RPI S	Opponent	Score	RPI S	Opponent	Score	RPI S	Opponent	Score	RPI S	Opponent	Score
						68 A	SMU	1 3	134 A	Ole Miss	0 2
						77 A	Tulsa	0 0	155 H	Louisiana Tech	0 0
									214 A	La.-Lafayette	2 3
									234 A	Northwestern St.	0 2
									252 H	Mississippi St.	0 0
									263 H	Southeastern La.	3 1
									287 N	Ark.-Pine Bluff	2 1
									291 N	Lipscomb	1 3
									301 H	Jacksonville St.	2 0
						<hr/>					
			LAST 10 GAMES								
			287 N	Ark.-Pine Bluff	2 1	68 A	SMU	1 3			
			291 N	Lipscomb	1 3	77 A	Tulsa	0 0			
			263 H	Southeastern La.	3 1	234 A	Northwestern St.	0 2			
			214 A	La.-Lafayette	2 3	252 H	Mississippi St.	0 0			
			301 H	Jacksonville St.	2 0	155 H	Louisiana Tech	0 0			

Non-Div. I Games:

Southern Miss.

Average RPI Win: 285		WON-LOST	WINNING	LAST 10	STRENGTH OF		OPP. STRENGTH	TEAM	ADJ	CONF.	ADJ CONF.
Average RPI Loss: 175		RECORD	PCT. RANK	GAMES	SCHEDULE		OF SCHEDULE	RPI	RPI	RPI	RPI
DIV. I ONLY		2-5-2	.33333	241	2-5-2		158	299	240	.43323	240
DIV. I NON-CONF.		2-5-1	.3125	247	2-5-1		153	310	248	.4211	246
TOTALS		RPI 1-25	RPI 26-50		W-L RECORDS		RPI 51-100		RPI 101-150		RPI 150+
2-5-2		0-0-0	0-0-0		OVERALL		0-1-0		0-1-1		2-3-1
1-1-0		0-0-0	0-0-0		HOME		0-0-0		0-0-0		1-1-0
1-3-2		0-0-0	0-0-0		AWAY		0-1-0		0-1-1		1-1-1
0-1-0		0-0-0	0-0-0		NEUTRAL		0-0-0		0-0-0		0-1-0
2-5-1		0-0-0	0-0-0		NON-CONFERENCE		0-1-0		0-1-0		2-3-1
1-1-0		0-0-0	0-0-0		HOME		0-0-0		0-0-0		1-1-0
1-3-1		0-0-0	0-0-		AWAY		0-1-0		0-1-0		1-1-1
0-1-0		0-0-0	0-0-0		NEUTRAL		0-0-0		0-0-0		0-1-0
0-0-1		0-0-0	0-0-0		CONFERENCE		0-0-0		0-0-1		0-0-0
0-0-0		0-0-0	0-0-0		HOME		0-0-0		0-0-0		0-0-0
0-0-1		0-0-0	0-0-0		AWAY		0-0-0		0-0-1		0-0-0
0-0-0		0-0-0	0-0-0		NEUTRAL		0-0-0		0-0-0		0-0-0
RPI S	Opponent	Score	RPI S	Opponent	Score	RPI S	Opponent	Score	RPI S	Opponent	Score
						98 A	Penn	0 3	101 A	Kent St.	1 6
									110 A	Wright St.	1 1
									195 A	Canisius	0 1
									206 H	Bowling Green	1 2
									261 A	UMKC	1 1
									272 H	Robert Morris	1 0
									277 N	SIU Edwardsville	0 4
									298 A	VMI	3 1
LAST 10 GAMES											
						195 A	Canisius	0 1	98 A	Penn	0 3
						272 H	Robert Morris	1 0	110 A	Wright St.	1 1
						298 A	VMI	3 1	206 H	Bowling Green	1 2
						261 A	UMKC	1 1	101 A	Kent St.	1 6
						277 N	SIU Edwardsville	0 4			

Non-Div. I Games: Ursuline 4 0

Youngstown St.

Average RPI Win: 298		WON-LOST RECORD		WINNING PCT. RANK		LAST 10 GAMES		STRENGTH OF SCHEDULE		OPP. STRENGTH OF SCHEDULE		TEAM RPI		ADJ RPI		CONF. RPI		ADJ CONF. RPI	
DIV. I ONLY		4-5-3		.45833 179		3-5-2		254		275		235		.43266 241		26		27	
DIV. I NON-CONF.		4-5-3		.45833 186		3-5-2		248		272		228		.43266 233		26		27	
TOTALS		RPI 1-25		RPI 26-50		W-L RECORDS		RPI 51-100		RPI 101-150		RPI 150+							
4-5-3		0-0-0		0-0-0		OVERALL		0-0-1		0-0-2		4-5-0							
3-3-0		0-0-0		0-0-0		HOME		0-0-0		0-0-0		3-3-0							
1-2-3		0-0-0		0-0-0		AWAY		0-0-1		0-0-2		1-2-0							
0-0-0		0-0-0		0-0-0		NEUTRAL		0-0-0		0-0-0		0-0-0							
4-5-3		0-0-0		0-0-0		NON-CONFERENCE		0-0-1		0-0-2		4-5-0							
3-3-0		0-0-0		0-0-0		HOME		0-0-0		0-0-0		3-3-0							
1-2-3		0-0-0		0-0-		AWAY		0-0-1		0-0-2		1-2-0							
0-0-0		0-0-0		0-0-0		NEUTRAL		0-0-0		0-0-0		0-0-0							
0-0-0		0-0-0		0-0-0		CONFERENCE		0-0-0		0-0-0		0-0-0							
0-0-0		0-0-0		0-0-0		HOME		0-0-0		0-0-0		0-0-0							
0-0-0		0-0-0		0-0-0		AWAY		0-0-0		0-0-0		0-0-0							
0-0-0		0-0-0		0-0-0		NEUTRAL		0-0-0		0-0-0		0-0-0							
RPI	S	Opponent		Score	RPI	S	Opponent		Score	RPI	S	Opponent		Score					
										58	A	Richmond		0 0					
										130	A	George Mason		2 2					
										150	A	Liberty		1 1					
										177	H	Charleston So.		2 3					
										186	A	East Tenn. St.		1 2					
										188	A	Elon		0 1					
										191	H	Radford		0 1					
										211	H	Appalachian St.		0 1					
										284	H	Howard		2 0					
										286	H	Tennessee Tech		2 1					
										298	A	VMI		1 0					
										322	H	South Carolina St.		2 1					
LAST 10 GAMES																			
						286	H	Tennessee Tech		2 1			322	H	South Carolina St.		2 1		
						211	H	Appalachian St.		0 1			177	H	Charleston So.		2 3		
						186	A	East Tenn. St.		1 2			298	A	VMI		1 0		
						150	A	Liberty		1 1			191	H	Radford		0 1		
						188	A	Elon		0 1			130	A	George Mason		2 2		

Non-Div. I Games:

Longwood

Average RPI Win:	225	WON-LOST	WINNING	LAST 10	STRENGTH OF	OPP. STRENGTH	TEAM	ADJ	CONF.	ADJ CONF.	
Average RPI Loss:	140	RECORD	PCT. RANK	GAMES	SCHEDULE	OF SCHEDULE	RPI	RPI	RPI	RPI	
DIV. I ONLY	3-6-0	.33333	241	3-6-0	203	215	242	.43037	242	30	30
DIV. I NON-CONF.	3-6-0	.33333	238	3-6-0	195	211	234	.43037	235	30	30
<hr/>											
TOTALS	RPI 1-25	RPI 26-50		W-L RECORDS		RPI 51-100		RPI 101-150		RPI 150+	
3-6-0	0-0-0	0-0-0		OVERALL		0-3-0		0-1-0		3-2-0	
3-2-0	0-0-0	0-0-0		HOME		0-1-0		0-0-0		3-1-0	
0-4-0	0-0-0	0-0-0		AWAY		0-2-0		0-1-0		0-1-0	
0-0-0	0-0-0	0-0-0		NEUTRAL		0-0-0		0-0-0		0-0-0	
<hr/>											
3-6-0	0-0-0	0-0-0		NON-CONFERENCE		0-3-0		0-1-0		3-2-0	
3-2-0	0-0-0	0-0-0		HOME		0-1-0		0-0-0		3-1-0	
0-4-0	0-0-0	0-0-		AWAY		0-2-0		0-1-0		0-1-0	
0-0-0	0-0-0	0-0-0		NEUTRAL		0-0-0		0-0-0		0-0-0	
<hr/>											
0-0-0	0-0-0	0-0-0		CONFERENCE		0-0-0		0-0-0		0-0-0	
0-0-0	0-0-0	0-0-0		HOME		0-0-0		0-0-0		0-0-0	
0-0-0	0-0-0	0-0-0		AWAY		0-0-0		0-0-0		0-0-0	
0-0-0	0-0-0	0-0-0		NEUTRAL		0-0-0		0-0-0		0-0-0	
<hr/>											
RPI	S	Opponent	Score	RPI	S	Opponent	Score	RPI	S	Opponent	Score
						62 A Long Beach St.	0 3	138 A UC Davis		0 1	
						67 A Fresno St.	0 2	182 H Creighton		2 1	
						71 H Seattle	1 2	209 H Pacific		0 3	
								213 H San Francisco		1 0	
								280 H San Jose St.		1 0	
								295 A Nevada		1 2	
<hr/>											
LAST 10 GAMES											
						209 H Pacific	0 3	295 A Nevada		1 2	
						138 A UC Davis	0 1	280 H San Jose St.		1 0	
						62 A Long Beach St.	0 3	182 H Creighton		2 1	
						71 H Seattle	1 2	213 H San Francisco		1 0	
						67 A Fresno St.	0 2				

Non-Div. I Games: Master's 3 0

Sacramento St.

Average RPI Win: 291		WON-LOST	WINNING	LAST 10	STRENGTH OF		OPP. STRENGTH	TEAM	ADJ		CONF.	ADJ CONF.
Average RPI Loss: 97		RECORD	PCT. RANK	GAMES	SCHEDULE		OF SCHEDULE	RPI	RPI		RPI	RPI
DIV. I ONLY		2-6-1	.27778	260	2-6-1		178	185	245		26	27
DIV. I NON-CONF.		2-6-1	.27778	264	2-6-1		171	182	237		26	27
TOTALS		RPI 1-25	RPI 26-50		W-L RECORDS		RPI 51-100		RPI 101-150		RPI 150+	
2-6-1		0-0-0	0-2-0		OVERALL		0-2-0		0-1-1		2-1-0	
2-1-1		0-0-0	0-0-0		HOME		0-1-0		0-0-1		2-0-0	
0-4-0		0-0-0	0-2-0		AWAY		0-1-0		0-0-0		0-1-0	
0-1-0		0-0-0	0-0-0		NEUTRAL		0-0-0		0-1-0		0-0-0	
2-6-1		0-0-0	0-2-0		NON-CONFERENCE		0-2-0		0-1-1		2-1-0	
2-1-1		0-0-0	0-0-0		HOME		0-1-0		0-0-1		2-0-0	
0-4-0		0-0-0	0-0-		AWAY		0-1-0		0-0-0		0-1-0	
0-1-0		0-0-0	0-0-0		NEUTRAL		0-0-0		0-1-0		0-0-0	
0-0-0		0-0-0	0-0-0		CONFERENCE		0-0-0		0-0-0		0-0-0	
0-0-0		0-0-0	0-0-0		HOME		0-0-0		0-0-0		0-0-0	
0-0-0		0-0-0	0-0-0		AWAY		0-0-0		0-0-0		0-0-0	
0-0-0		0-0-0	0-0-0		NEUTRAL		0-0-0		0-0-0		0-0-0	
RPI S	Opponent	Score	RPI S	Opponent	Score	RPI S	Opponent	Score	RPI S	Opponent	Score	
			39 A	Denver	0 1	74 A	New Mexico	0 4	137 N	Colorado	1 2	
			44 A	Loyola Marymount	0 3	78 H	Cal Poly	1 2	147 H	UC Santa Barbara	1 1	
									209 A	Pacific	0 4	
									280 H	San Jose St.	4 2	
									302 H	Southern Utah	3 0	
LAST 10 GAMES												
			147 H	UC Santa Barbara	1 1	137 N	Colorado	1 2				
			302 H	Southern Utah	3 0	39 A	Denver	0 1				
			78 H	Cal Poly	1 2	209 A	Pacific	0 4				
			74 A	New Mexico	0 4	280 H	San Jose St.	4 2				
						44 A	Loyola Marymount	0 3				

Non-Div. I Games:

CSU Bakersfield

Average RPI Win:	235	WON-LOST RECORD	WINNING PCT. RANK	LAST 10 GAMES	STRENGTH OF SCHEDULE	OPP. STRENGTH OF SCHEDULE	TEAM RPI	ADJ RPI	CONF. RPI	ADJ CONF. RPI	
DIV. I ONLY		3-6-1	.35 237	3-6-1	257	102	247	.42759 244	14	14	
DIV. I NON-CONF.		3-6-1	.35 234	3-6-1	251	94	238	.42759 238	14	14	
<hr/>											
TOTALS	RPI 1-25		RPI 26-50	W-L RECORDS		RPI 51-100		RPI 101-150		RPI 150+	
3-6-1	0-2-0		0-0-0	OVERALL		0-1-0		0-1-1		3-2-0	
3-1-0	0-0-0		0-0-0	HOME		0-0-0		0-1-0		3-0-0	
0-4-0	0-1-0		0-0-0	AWAY		0-1-0		0-0-0		0-2-0	
0-1-1	0-1-0		0-0-0	NEUTRAL		0-0-0		0-0-1		0-0-0	
3-6-1	0-2-0		0-0-0	NON-CONFERENCE		0-1-0		0-1-1		3-2-0	
3-1-0	0-0-0		0-0-0	HOME		0-0-0		0-1-0		3-0-0	
0-4-0	0-1-0		0-0-	AWAY		0-1-0		0-0-0		0-2-0	
0-1-1	0-1-0		0-0-0	NEUTRAL		0-0-0		0-0-1		0-0-0	
0-0-0	0-0-0		0-0-0	CONFERENCE		0-0-0		0-0-0		0-0-0	
0-0-0	0-0-0		0-0-0	HOME		0-0-0		0-0-0		0-0-0	
0-0-0	0-0-0		0-0-0	AWAY		0-0-0		0-0-0		0-0-0	
0-0-0	0-0-0		0-0-0	NEUTRAL		0-0-0		0-0-0		0-0-0	
<hr/>											
RPI S	Opponent	Score	RPI S	Opponent	Score	RPI S	Opponent	Score	RPI S	Opponent	Score
20 A	Texas A&M	0 5				97 A	Iowa St.	0 4	141 H	DePaul	0 1
22 N	Dayton	0 3							149 N	Cincinnati	0 0
									169 A	Northwestern	0 3
									206 H	Bowling Green	1 0
									219 H	Gonzaga	1 0
									281 H	UNI	4 0
									296 A	Northern Ill.	0 2
<hr/>											
LAST 10 GAMES											
20 A	Texas A&M	0 5	169 A	Northwestern	0 3						
296 A	Northern Ill.	0 2	97 A	Iowa St.	0 4						
22 N	Dayton	0 3	141 H	DePaul	0 1						
219 H	Gonzaga	1 0	281 H	UNI	4 0						
206 H	Bowling Green	1 0	149 N	Cincinnati	0 0						

Non-Div. I Games:

Loyola (IL)

Average RPI Win: 278		WON-LOST	WINNING	LAST 10	STRENGTH OF	OPP. STRENGTH	TEAM	ADJ	CONF.	ADJ CONF.		
Average RPI Loss: 193		RECORD	PCT. RANK	GAMES	SCHEDULE	OF SCHEDULE	RPI	RPI	RPI	RPI		
DIV. I ONLY		4-4-0	.5	150	4-4-0	280	296	249	.42722	245	29	29
DIV. I NON-CONF.		4-4-0	.5	148	4-4-0	275	299	240	.42722	239	29	29
<hr/>												
TOTALS		RPI 1-25		RPI 26-50		W-L RECORDS		RPI 51-100		RPI 101-150		RPI 150+
4-4-0		0-0-0		0-0-0		OVERALL		0-1-0		0-1-0		4-2-0
4-0-0		0-0-0		0-0-0		HOME		0-0-0		0-0-0		4-0-0
0-4-0		0-0-0		0-0-0		AWAY		0-1-0		0-1-0		0-2-0
0-0-0		0-0-0		0-0-0		NEUTRAL		0-0-0		0-0-0		0-0-0
4-4-0		0-0-0		0-0-0		NON-CONFERENCE		0-1-0		0-1-0		4-2-0
4-0-0		0-0-0		0-0-0		HOME		0-0-0		0-0-0		4-0-0
0-4-0		0-0-0		0-0-		AWAY		0-1-0		0-1-0		0-2-0
0-0-0		0-0-0		0-0-0		NEUTRAL		0-0-0		0-0-0		0-0-0
0-0-0		0-0-0		0-0-0		CONFERENCE		0-0-0		0-0-0		0-0-0
0-0-0		0-0-0		0-0-0		HOME		0-0-0		0-0-0		0-0-0
0-0-0		0-0-0		0-0-0		AWAY		0-0-0		0-0-0		0-0-0
0-0-0		0-0-0		0-0-0		NEUTRAL		0-0-0		0-0-0		0-0-0
RPI	S	Opponent	Score	RPI	S	Opponent	Score	RPI	S	Opponent	Score	

Non-Div. I Games:

Winthrop

Average RPI Win:	262	WON-LOST	WINNING	LAST 10	STRENGTH OF	OPP. STRENGTH	TEAM	ADJ	CONF.	ADJ CONF.		
Average RPI Loss:	148	RECORD	PCT. RANK	GAMES	SCHEDULE	OF SCHEDULE	RPI	RPI	RPI	RPI		
DIV. I ONLY		4-7-0	.36364	230	4-6-0	214	248	243	.4271	246	11	11
DIV. I NON-CONF.		3-6-0	.33333	238	3-5-0	219	276	264	.41089	266	11	11
<hr/>												
TOTALS	RPI 1-25	RPI 26-50		W-L RECORDS		RPI 51-100		RPI 101-150		RPI 150+		
4-7-0	0-0-0	0-1-0		OVERALL		0-0-0		0-2-0		4-4-0		
2-1-0	0-0-0	0-0-0		HOME		0-0-0		0-1-0		2-0-0		
2-5-0	0-0-0	0-1-0		AWAY		0-0-0		0-1-0		2-3-0		
0-1-0	0-0-0	0-0-0		NEUTRAL		0-0-0		0-0-0		0-1-0		
3-6-0	0-0-0	0-1-0		NON-CONFERENCE		0-0-0		0-1-0		3-4-0		
2-1-0	0-0-0	0-0-0		HOME		0-0-0		0-1-0		2-0-0		
1-4-0	0-0-0	0-0-		AWAY		0-0-0		0-0-0		1-3-0		
0-1-0	0-0-0	0-0-0		NEUTRAL		0-0-0		0-0-0		0-1-0		
1-1-0	0-0-0	0-0-0		CONFERENCE		0-0-0		0-1-0		1-0-0		
0-0-0	0-0-0	0-0-0		HOME		0-0-0		0-0-0		0-0-0		
1-1-0	0-0-0	0-0-0		AWAY		0-0-0		0-1-0		1-0-0		
0-0-0	0-0-0	0-0-0		NEUTRAL		0-0-0		0-0-0		0-0-0		
RPI	S	Opponent	Score	RPI	S	Opponent	Score	RPI	S	Opponent	Score	
47	A	Georgia	1 4					136	A	Drexel	0 1	
								139	H	Villanova	2 3	
								153	A	Delaware	2 1	
								161	A	UT Martin	0 2	
								168	A	Mercer	0 1	
								170	A	Jacksonville	1 2	
								218	N	North Florida	1 2	
								290	H	Gardner-Webb	4 2	
								294	H	Ga. Southern	2 1	
								312	A	UNC Asheville	3 2	
<hr/>												
LAST 10 GAMES												
153	A	Delaware	2 1	47	A	Georgia	1 4					
136	A	Drexel	0 1	294	H	Ga. Southern	2 1					
290	H	Gardner-Webb	4 2	170	A	Jacksonville	1 2					
312	A	UNC Asheville	3 2	218	N	North Florida	1 2					
139	H	Villanova	2 3	168	A	Mercer	0 1					

Non-Div. I Games:

Georgia St.

Average RPI Win:	190	WON-LOST	WINNING	LAST 10	STRENGTH OF	OPP. STRENGTH	TEAM	ADJ	CONF.	ADJ CONF.	
Average RPI Loss:	135	RECORD	PCT. RANK	GAMES	SCHEDULE	OF SCHEDULE	RPI	RPI	RPI	RPI	
DIV. I ONLY	2-7-1	.25	268	2-7-0	176	119	248	.42582	247	29	29
DIV. I NON-CONF.	2-7-1	.25	270	2-7-0	169	119	239	.42582	242	29	29
<hr/>											
TOTALS	RPI 1-25	RPI 26-50		W-L RECORDS	RPI 51-100		RPI 101-150		RPI 150+		
2-7-1	0-0-0	0-2-0		OVERALL	0-1-0		0-0-1		2-4-0		
0-2-1	0-0-0	0-1-0		HOME	0-0-0		0-0-1		0-1-0		
2-5-0	0-0-0	0-1-0		AWAY	0-1-0		0-0-0		2-3-0		
0-0-0	0-0-0	0-0-0		NEUTRAL	0-0-0		0-0-0		0-0-0		
<hr/>											
2-7-1	0-0-0	0-2-0		NON-CONFERENCE	0-1-0		0-0-1		2-4-0		
0-2-1	0-0-0	0-1-0		HOME	0-0-0		0-0-1		0-1-0		
2-5-0	0-0-0	0-0-		AWAY	0-1-0		0-0-0		2-3-0		
0-0-0	0-0-0	0-0-0		NEUTRAL	0-0-0		0-0-0		0-0-0		
<hr/>											
0-0-0	0-0-0	0-0-0		CONFERENCE	0-0-0		0-0-0		0-0-0		
0-0-0	0-0-0	0-0-0		HOME	0-0-0		0-0-0		0-0-0		
0-0-0	0-0-0	0-0-0		AWAY	0-0-0		0-0-0		0-0-0		
0-0-0	0-0-0	0-0-0		NEUTRAL	0-0-0		0-0-0		0-0-0		
<hr/>											
RPI	S	Opponent	Score	RPI	S	Opponent	Score	RPI	S	Opponent	Score
				26	A	West Virginia	0 1	59	A	Virginia Tech	0 3
				30	H	North Carolina St.	0 1				
		</									

Non-Div. I Games:

High Point

Average RPI Win:	138	WON-LOST	WINNING	LAST 10	STRENGTH OF	OPP. STRENGTH	TEAM	ADJ	CONF.	ADJ CONF.						
Average RPI Loss:	162	RECORD	PCT. RANK	GAMES	SCHEDULE	OF SCHEDULE	RPI	RPI	RPI	RPI						
DIV. I ONLY		2-6-2	.3	253	2-6-2		194	177	244	.42549 248 16 16						
DIV. I NON-CONF.		2-6-2	.3	253	2-6-2		189	174	236	.42549 243 15 15						
<hr/>																
TOTALS	RPI 1-25	RPI 26-50		W-L RECORDS		RPI 51-100		RPI 101-150		RPI 150+						
2-6-2	0-0-0	0-0-0		OVERALL		0-2-0		1-1-0		1-3-2						
1-2-1	0-0-0	0-0-0		HOME		0-1-0		0-0-0		1-1-1						
0-4-1	0-0-0	0-0-0		AWAY		0-1-0		0-1-0		0-2-1						
1-0-0	0-0-0	0-0-0		NEUTRAL		0-0-0		1-0-0		0-0-0						
<hr/>																
2-6-2	0-0-0	0-0-0		NON-CONFERENCE		0-2-0		1-1-0		1-3-2						
1-2-1	0-0-0	0-0-0		HOME		0-1-0		0-0-0		1-1-1						
0-4-1	0-0-0	0-0-		AWAY		0-1-0		0-1-0		0-2-1						
1-0-0	0-0-0	0-0-0		NEUTRAL		0-0-0		1-0-0		0-0-0						
<hr/>																
0-0-0	0-0-0	0-0-0		CONFERENCE		0-0-0		0-0-0		0-0-0						
0-0-0	0-0-0	0-0-0		HOME		0-0-0		0-0-0		0-0-0						
0-0-0	0-0-0	0-0-0		AWAY		0-0-0		0-0-0		0-0-0						
0-0-0	0-0-0	0-0-0		NEUTRAL		0-0-0		0-0-0		0-0-0						
<hr/>																
RPI S	Opponent	Score	RPI S	Opponent	Score	RPI S	Opponent	Score	RPI S	Opponent	Score					
						88 A	Fairfield	0 1	111 N	Central Conn. St.	2 0					
						89 H	Hartford	0 1	143 A	Providence	0 5					
									156 A	Rider	1 1					
									164 H	Bryant	1 0					
									205 H	Vermont	1 1					
									212 A	New Hampshire	0 2					
									217 H	Maine	0 1					
									222 A	Quinnipiac	0 1					
						<hr/>										
									LAST 10 GAMES							
			156 A	Rider	1 1	164 H	Bryant	1 0								
			205 H	Vermont	1 1	88 A	Fairfield	0 1								
			212 A	New Hampshire	0 2	111 N	Central Conn. St.	2 0								
			222 A	Quinnipiac	0 1	217 H	Maine	0 1								
			89 H	Hartford	0 1	143 A	Providence	0 5								

Non-Div. I Games:

Holy Cross

Average RPI Win: 251		WON-LOST RECORD	WINNING PCT. RANK		LAST 10 GAMES	STRENGTH OF SCHEDULE		OPP. STRENGTH OF SCHEDULE		TEAM RPI	ADJ RPI		CONF. RPI	ADJ CONF. RPI	
Average RPI Loss: 133															
DIV. I ONLY		2-8-0	.2	288	2-7-0	119		236		250	.42473	249	12	12	
DIV. I NON-CONF.		2-7-0	.22222	282	2-6-0	78		231		216	.44677	217	12	12	
TOTALS		RPI 1-25		RPI 26-50		W-L RECORDS		RPI 51-100		RPI 101-150		RPI 150+			
2-8-0		0-0-0		0-1-0		OVERALL		0-3-0		0-1-0		2-3-0			
2-6-0		0-0-0		0-1-0		HOME		0-3-0		0-0-0		2-2-0			
0-2-0		0-0-0		0-0-0		AWAY		0-0-0		0-1-0		0-1-0			
0-0-0		0-0-0		0-0-0		NEUTRAL		0-0-0		0-0-0		0-0-0			
2-7-0		0-0-0		0-1-0		NON-CONFERENCE		0-3-0		0-1-0		2-2-0			
2-5-0		0-0-0		0-1-0		HOME		0-3-0		0-0-0		2-1-0			
0-2-0		0-0-0		0-0-		AWAY		0-0-0		0-1-0		0-1-0			
0-0-0		0-0-0		0-0-0		NEUTRAL		0-0-0		0-0-0		0-0-0			
0-1-0		0-0-0		0-0-0		CONFERENCE		0-0-0		0-0-0		0-1-0			
0-1-0		0-0-0		0-0-0		HOME		0-0-0		0-0-0		0-1-0			
0-0-0		0-0-0		0-0-0		AWAY		0-0-0		0-0-0		0-0-0			
0-0-0		0-0-0		0-0-0		NEUTRAL		0-0-0		0-0-0		0-0-0			
RPI	S	Opponent	Score	RPI	S	Opponent	Score	RPI	S	Opponent	Score	RPI	S	Opponent	Score
				29	H	Maryland	0 4	51	H	La Salle	0 2	128	A	Marist	0 2
								89	H	Hartford	0 2	180	A	Fordham	3 4
								91	H	Colgate	0 3	208	H	Binghamton	1 0
												235	H	Columbia	1 3
												259	H	Bucknell	0 1
												293	H	Niagara	2 0
LAST 10 GAMES															
				293	H	Niagara	2 0	128	A	Marist	0 2				
				235	H	Columbia	1 3	208	H	Binghamton	1 0				
				51	H	La Salle	0 2	259	H	Bucknell	0 1				
				89	H	Hartford	0 2	91	H	Colgate	0 3				
				180	A	Fordham	3 4	29	H	Maryland	0 4				

Non-Div. I Games:

Cornell

Average RPI Win: 299		WON-LOST	WINNING	LAST 10	STRENGTH OF		OPP. STRENGTH	TEAM	ADJ		CONF.	ADJ CONF.
Average RPI Loss: 146		RECORD	PCT. RANK	GAMES	SCHEDULE		OF SCHEDULE	RPI	RPI		RPI	RPI
DIV. I ONLY		3-6-0	.33333 241	3-6-0	206		287	257	.4228 250		10	10
DIV. I NON-CONF.		3-6-0	.33333 238	3-6-0	197		284	250	.4228 245		10	10
TOTALS		RPI 1-25	RPI 26-50		W-L RECORDS		RPI 51-100		RPI 101-150		RPI 150+	
3-6-0		0-0-0	0-0-0		OVERALL		0-2-0		0-2-0		3-2-0	
2-1-0		0-0-0	0-0-0		HOME		0-0-0		0-1-0		2-0-0	
1-5-0		0-0-0	0-0-0		AWAY		0-2-0		0-1-0		1-2-0	
0-0-0		0-0-0	0-0-0		NEUTRAL		0-0-0		0-0-0		0-0-0	
3-6-0		0-0-0	0-0-0		NON-CONFERENCE		0-2-0		0-2-0		3-2-0	
2-1-0		0-0-0	0-0-0		HOME		0-0-0		0-1-0		2-0-0	
1-5-0		0-0-0	0-0-		AWAY		0-2-0		0-1-0		1-2-0	
0-0-0		0-0-0	0-0-0		NEUTRAL		0-0-0		0-0-0		0-0-0	
0-0-0		0-0-0	0-0-0		CONFERENCE		0-0-0		0-0-0		0-0-0	
0-0-0		0-0-0	0-0-0		HOME		0-0-0		0-0-0		0-0-0	
0-0-0		0-0-0	0-0-0		AWAY		0-0-0		0-0-0		0-0-0	
0-0-0		0-0-0	0-0-0		NEUTRAL		0-0-0		0-0-0		0-0-0	
RPI S	Opponent	Score	RPI S	Opponent	Score	RPI S	Opponent	Score	RPI S	Opponent	Score	
						86 A	Buffalo	0 3	115 H	Siena	1 3	
						89 A	Hartford	1 5	136 A	Drexel	1 4	
									156 A	Rider	0 5	
									276 H	Francis Marion	1 0	
									293 A	Niagara	0 1	
									303 H	UMBC	2 1	
									317 A	Iona	1 0	
LAST 10 GAMES												
			115 H	Siena	1 3	86 A	Buffalo	0 3				
			276 H	Francis Marion	1 0	89 A	Hartford	1 5				
			156 A	Rider	0 5	136 A	Drexel	1 4				
			293 A	Niagara	0 1	303 H	UMBC	2 1				
						317 A	Iona	1 0				

Non-Div. I Games:

Temple

Average RPI Win: 185		WON-LOST RECORD		WINNING PCT. RANK		LAST 10 GAMES		STRENGTH OF SCHEDULE		OPP. STRENGTH OF SCHEDULE		TEAM RPI		ADJ RPI		CONF. RPI		ADJ CONF. RPI	
DIV. I ONLY		2-6-1		.27778 260		2-6-1		148		290		246		.4227 251		23		23	
DIV. I NON-CONF.		1-5-1		.21429 288		1-5-1		115		289		253		.41502 257		23		23	
TOTALS		RPI 1-25		RPI 26-50		W-L RECORDS		RPI 51-100		RPI 101-150		RPI 150+							
2-6-1		0-0-0		0-0-0		OVERALL		0-2-0		0-0-0		2-4-1							
2-2-0		0-0-0		0-0-0		HOME		0-0-0		0-0-0		2-2-0							
0-2-1		0-0-0		0-0-0		AWAY		0-1-0		0-0-0		0-1-1							
0-2-0		0-0-0		0-0-0		NEUTRAL		0-1-0		0-0-0		0-1-0							
1-5-1		0-0-0		0-0-0		NON-CONFERENCE		0-2-0		0-0-0		1-3-1							
1-1-0		0-0-0		0-0-0		HOME		0-0-0		0-0-0		1-1-0							
0-2-1		0-0-0		0-0-		AWAY		0-1-0		0-0-0		0-1-1							
0-2-0		0-0-0		0-0-0		NEUTRAL		0-1-0		0-0-0		0-1-0							
1-1-0		0-0-0		0-0-0		CONFERENCE		0-0-0		0-0-0		1-1-0							
1-1-0		0-0-0		0-0-0		HOME		0-0-0		0-0-0		1-1-0							
0-0-0		0-0-0		0-0-0		AWAY		0-0-0		0-0-0		0-0-0							
0-0-0		0-0-0		0-0-0		NEUTRAL		0-0-0		0-0-0		0-0-0							
RPI	S	Opponent		Score	RPI	S	Opponent		Score	RPI	S	Opponent		Score					
							75	A Army	1 5			151	H FIU	2 1					
							91	N Colgate	1 4			167	H Furman	0 2					
												170	H Jacksonville	1 3					
												218	H North Florida	3 2					
												225	A Fla. Atlantic	0 2					
												271	N Chattanooga	2 3					
												290	A Gardner-Webb	0 0					
LAST 10 GAMES																			
							218	H North Florida	3 2			75	A Army	1 5					
							170	H Jacksonville	1 3			91	N Colgate	1 4					
							167	H Furman	0 2			225	A Fla. Atlantic	0 2					
							290	A Gardner-Webb	0 0			151	H FIU	2 1					
							271	N Chattanooga	2 3										

Non-Div. I Games: Embry-Riddle (FL) 2 5

Stetson

Average RPI Win: 298		WON-LOST RECORD		WINNING PCT. RANK		LAST 10 GAMES		STRENGTH OF SCHEDULE		OPP. STRENGTH OF SCHEDULE		TEAM RPI		ADJ RPI		CONF. RPI		ADJ CONF. RPI	
DIV. I ONLY		3-5-2		.4 211		3-5-2		267		230		256		.42113 252		2 2			
DIV. I NON-CONF.		3-3-2		.5 148		3-3-2		282		281		241		.42678 240		2 2			
TOTALS		RPI 1-25		RPI 26-50		W-L RECORDS		RPI 51-100		RPI 101-150		RPI 150+							
3-5-2		0-0-0		0-2-0		OVERALL		0-0-0		0-1-0		3-2-2							
2-0-1		0-0-0		0-0-0		HOME		0-0-0		0-0-0		2-0-1							
1-4-1		0-0-0		0-1-0		AWAY		0-0-0		0-1-0		1-2-1							
0-1-0		0-0-0		0-1-0		NEUTRAL		0-0-0		0-0-0		0-0-0							
3-3-2		0-0-0		0-1-0		NON-CONFERENCE		0-0-0		0-0-0		3-2-2							
2-0-1		0-0-0		0-0-0		HOME		0-0-0		0-0-0		2-0-1							
1-2-1		0-0-0		0-0-		AWAY		0-0-0		0-0-0		1-2-1							
0-1-0		0-0-0		0-1-0		NEUTRAL		0-0-0		0-0-0		0-0-0							
0-2-0		0-0-0		0-1-0		CONFERENCE		0-0-0		0-1-0		0-0-0							
0-0-0		0-0-0		0-0-0		HOME		0-0-0		0-0-0		0-0-0							
0-2-0		0-0-0		0-1-0		AWAY		0-0-0		0-1-0		0-0-0							
0-0-0		0-0-0		0-0-0		NEUTRAL		0-0-0		0-0-0		0-0-0							
RPI	S	Opponent		Score		RPI	S	Opponent		Score		RPI	S	Opponent		Score			
				34	A	LSU		1	5					114	A	Arkansas	0	1	
				43	N	UC Irvine		0	2					200	H	Troy	1	1	
														226	A	UC Riverside	0	3	
														239	A	Southern Miss.	0	0	
														262	A	Arkansas St.	1	3	
														287	H	Ark.-Pine Bluff	1	0	
														291	H	Lipscomb	2	1	
														315	A	Jackson St.	1	0	
LAST 10 GAMES																			
				34	A	LSU		1	5					114	A	Arkansas	0	1	
				200	H	Troy		1	1					315	A	Jackson St.	1	0	
				239	A	Southern Miss.		0	0					43	N	UC Irvine	0	2	
				291	H	Lipscomb		2	1					226	A	UC Riverside	0	3	
				287	H	Ark.-Pine Bluff		1	0					262	A	Arkansas St.	1	3	

Non-Div. I Games:

Mississippi St.

Average RPI Win:	202	WON-LOST	WINNING	LAST 10	STRENGTH OF	OPP. STRENGTH	TEAM	ADJ	CONF.	ADJ CONF.			
Average RPI Loss:	154	RECORD	PCT. RANK	GAMES	SCHEDULE	OF SCHEDULE	RPI	RPI	RPI	RPI			
DIV. I ONLY		2-8-0	.2	288	2-8-0	114	256	251	.42066	253	30	30	
DIV. I NON-CONF.		2-8-0	.2	290	2-8-0	107	252	246	.42066	247	30	30	
<hr/>													
TOTALS	RPI 1-25	RPI 26-50		W-L RECORDS		RPI 51-100		RPI 101-150		RPI 150+			
2-8-0	0-0-0	0-1-0		OVERALL		0-2-0		0-1-0		2-4-0			
1-1-0	0-0-0	0-0-0		HOME		0-1-0		0-0-0		1-0-0			
1-7-0	0-0-0	0-1-0		AWAY		0-1-0		0-1-0		1-4-0			
0-0-0	0-0-0	0-0-0		NEUTRAL		0-0-0		0-0-0		0-0-0			
2-8-0	0-0-0	0-1-0		NON-CONFERENCE		0-2-0		0-1-0		2-4-0			
1-1-0	0-0-0	0-0-0		HOME		0-1-0		0-0-0		1-0-0			
1-7-0	0-0-0	0-0-		AWAY		0-1-0		0-1-0		1-4-0			
0-0-0	0-0-0	0-0-0		NEUTRAL		0-0-0		0-0-0		0-0-0			
0-0-0	0-0-0	0-0-0		CONFERENCE		0-0-0		0-0-0		0-0-0			
0-0-0	0-0-0	0-0-0		HOME		0-0-0		0-0-0		0-0-0			
0-0-0	0-0-0	0-0-0		AWAY		0-0-0		0-0-0		0-0-0			
0-0-0	0-0-0	0-0-0		NEUTRAL		0-0-0		0-0-0		0-0-0			
<hr/>													
RPI	S	Opponent	Score	RPI	S	Opponent	Score	RPI	S	Opponent	Score		
				36	A	Baylor	0 1	56	H	Utah St.	0 1		
								64	A	Washington St.	1 3		
										146	A	Utah	0 1
										194	A	UTSA	0 2
										201	H	New Mexico St.	3 0
										203	A	Utah Valley	1 0
										219	A	Gonzaga	0 1
										227	A	Wyoming	0 1
										288	A	Air Force	0 1

Non-Div. I Games:

Weber St.

Average RPI Win:	312	WON-LOST RECORD	WINNING PCT. RANK	LAST 10 GAMES	STRENGTH OF SCHEDULE	OPP. STRENGTH OF SCHEDULE	TEAM RPI	ADJ RPI	CONF. RPI	ADJ CONF. RPI		
Average RPI Loss:	203											
DIV. I ONLY	4-5-1	.45	185	3-5-0	220	319	252	.41878	254	13	13	
DIV. I NON-CONF.	4-3-1	.5625	131	3-3-0	289	319	259	.41363	262	13	13	
<hr/>												
TOTALS	RPI 1-25	RPI 26-50		W-L RECORDS	RPI 51-100		RPI 101-150		RPI 150+			
4-5-1	0-0-0	0-0-0		OVERALL	0-0-0		0-1-0		4-4-1			
3-3-0	0-0-0	0-0-0		HOME	0-0-0		0-0-0		3-3-0			
1-2-1	0-0-0	0-0-0		AWAY	0-0-0		0-1-0		1-1-1			
0-0-0	0-0-0	0-0-0		NEUTRAL	0-0-0		0-0-0		0-0-0			
<hr/>												
4-3-1	0-0-0	0-0-0		NON-CONFERENCE	0-0-0		0-0-0		4-3-1			
3-3-0	0-0-0	0-0-0		HOME	0-0-0		0-0-0		3-3-0			
1-0-1	0-0-0	0-0-		AWAY	0-0-0		0-0-0		1-0-1			
0-0-0	0-0-0	0-0-0		NEUTRAL	0-0-0		0-0-0		0-0-0			
<hr/>												
0-2-0	0-0-0	0-0-0		CONFERENCE	0-0-0		0-1-0		0-1-0			
0-0-0	0-0-0	0-0-0		HOME	0-0-0		0-0-0		0-0-0			
0-2-0	0-0-0	0-0-0		AWAY	0-0-0		0-1-0		0-1-0			
0-0-0	0-0-0	0-0-0		NEUTRAL	0-0-0		0-0-0		0-0-0			
<hr/>												
RPI	S	Opponent	Score	RPI	S	Opponent	Score	RPI	S	Opponent	Score	
								135	A	South Ala.	1	2
								181	H	McNeese St.	0	3
								200	A	Troy	0	4
								234	H	Northwestern St.	2	4
								263	H	Southeastern La.	1	3
								265	A	Nicholls St.	1	1
								306	H	Mississippi Val.	2	1
								310	H	Southern U.	3	0
								314	A	Central Ark.	2	1
								318	H	Grambling	6	0
<hr/>												
LAST 10 GAMES												
200	A	Troy	0	4	135	A	South Ala.	1	2			
306	H	Mississippi Val.	2	1	310	H	Southern U.	3	0			
318	H	Grambling	6	0	234	H	Northwestern St.	2	4			
263	H	Southeastern La.	1	3	265	A	Nicholls St.	1	1			
181	H	McNeese St.	0	3	314	A	Central Ark.	2	1			

Non-Div. I Games: Centenary (LA) 3 2

La.-Monroe

Average RPI Win: 291		WON-LOST RECORD		WINNING PCT. RANK		LAST 10 GAMES		STRENGTH OF SCHEDULE		OPP. STRENGTH OF SCHEDULE		TEAM RPI		ADJ RPI		CONF. RPI		ADJ CONF. RPI	
DIV. I ONLY		2-7-0		.22222 281		2-7-0		95		311		253		.41813 255		29		29	
DIV. I NON-CONF.		2-7-0		.22222 282		2-7-0		84		312		247		.41813 251		29		29	
TOTALS		RPI 1-25		RPI 26-50		W-L RECORDS		RPI 51-100		RPI 101-150		RPI 150+							
2-7-0		0-0-0		0-0-0		OVERALL		0-0-0		0-2-0		2-5-0							
1-4-0		0-0-0		0-0-0		HOME		0-0-0		0-1-0		1-3-0							
1-2-0		0-0-0		0-0-0		AWAY		0-0-0		0-1-0		1-1-0							
0-1-0		0-0-0		0-0-0		NEUTRAL		0-0-0		0-0-0		0-1-0							
2-7-0		0-0-0		0-0-0		NON-CONFERENCE		0-0-0		0-2-0		2-5-0							
1-4-0		0-0-0		0-0-0		HOME		0-0-0		0-1-0		1-3-0							
1-2-0		0-0-0		0-0-		AWAY		0-0-0		0-1-0		1-1-0							
0-1-0		0-0-0		0-0-0		NEUTRAL		0-0-0		0-0-0		0-1-0							
0-0-0		0-0-0		0-0-0		CONFERENCE		0-0-0		0-0-0		0-0-0							
0-0-0		0-0-0		0-0-0		HOME		0-0-0		0-0-0		0-0-0							
0-0-0		0-0-0		0-0-0		AWAY		0-0-0		0-0-0		0-0-0							
0-0-0		0-0-0		0-0-0		NEUTRAL		0-0-0		0-0-0		0-0-0							
RPI	S	Opponent		Score	RPI	S	Opponent		Score	RPI	S	Opponent		Score					

Non-Div. I Games:

Presbyterian

Average RPI Win:	261	WON-LOST	WINNING	LAST 10	STRENGTH OF	OPP. STRENGTH	TEAM	ADJ	CONF.	ADJ CONF.	
Average RPI Loss:	118	RECORD	PCT. RANK	GAMES	SCHEDULE	OF SCHEDULE	RPI	RPI	RPI	RPI	
DIV. I ONLY	4-7-1	.375	225	3-6-1	272	173	258	.41798	256	16	16
DIV. I NON-CONF.	4-7-1	.375	214	3-6-1	265	168	251	.41798	252	15	15
<hr/>											
TOTALS	RPI 1-25	RPI 26-50		W-L RECORDS		RPI 51-100		RPI 101-150		RPI 150+	
4-7-1	0-0-0	0-3-0		OVERALL		0-1-0		0-0-0		4-3-1	
2-3-1	0-0-0	0-1-0		HOME		0-1-0		0-0-0		2-1-1	
1-4-0	0-0-0	0-2-0		AWAY		0-0-0		0-0-0		1-2-0	
1-0-0	0-0-0	0-0-0		NEUTRAL		0-0-0		0-0-0		1-0-0	
<hr/>											
4-7-1	0-0-0	0-3-0		NON-CONFERENCE		0-1-0		0-0-0		4-3-1	
2-3-1	0-0-0	0-1-0		HOME		0-1-0		0-0-0		2-1-1	
1-4-0	0-0-0	0-0-		AWAY		0-0-0		0-0-0		1-2-0	
1-0-0	0-0-0	0-0-0		NEUTRAL		0-0-0		0-0-0		1-0-0	
<hr/>											
0-0-0	0-0-0	0-0-0		CONFERENCE		0-0-0		0-0-0		0-0-0	
0-0-0	0-0-0	0-0-0		HOME		0-0-0		0-0-0		0-0-0	
0-0-0	0-0-0	0-0-0		AWAY		0-0-0		0-0-0		0-0-0	
0-0-0	0-0-0	0-0-0		NEUTRAL		0-0-0		0-0-0		0-0-0	
<hr/>											
RPI S	Opponent	Score	RPI S	Opponent	Score	RPI S	Opponent	Score	RPI S	Opponent	Score
			29 A	Maryland	1 5	58 H	Richmond	0 2	183 A	Loyola Maryland	0 1
			31 A	Georgetown	0 4				205 A	Vermont	0 1
			49 H	Iowa	1 3				212 N	New Hampshire	1 0
									220 H	George Washington	1 0
									272 H	Robert Morris	1 2
									300 H	Mt. St. Mary's	1 1
									303 H	UMBC	2 1
									307 A	Delaware St.	1 0
<hr/>											
LAST 10 GAMES											
			183 A	Loyola Maryland	0 1	220 H	George Washington	1 0			
			307 A	Delaware St.	1 0	58 H	Richmond	0 2			
			300 H	Mt. St. Mary's	1 1	272 H	Robert Morris	1 2			
			29 A	Maryland	1 5	205 A	Vermont	0 1			
			49 H	Iowa	1 3	212 N	New Hampshire	1 0			

Non-Div. I Games:

American

Average RPI Win:	262	WON-LOST	WINNING	LAST 10	STRENGTH OF	OPP. STRENGTH	TEAM	ADJ	CONF.	ADJ CONF.	
Average RPI Loss:	187	RECORD	PCT. RANK	GAMES	SCHEDULE	OF SCHEDULE	RPI	RPI	RPI	RPI	
DIV. I ONLY	5-4-2	.54545	142	4-3-2	305	251	255	.41732	257	14	14
DIV. I NON-CONF.	4-4-2	.5	148	3-3-2	304	248	272	.40519	273	14	14
<hr/>											
TOTALS	RPI 1-25	RPI 26-50		W-L RECORDS		RPI 51-100		RPI 101-150		RPI 150+	
5-4-2	0-0-0	0-0-0		OVERALL		0-0-0		0-1-0		5-3-2	
2-3-1	0-0-0	0-0-0		HOME		0-0-0		0-0-0		2-3-1	
2-1-1	0-0-0	0-0-0		AWAY		0-0-0		0-1-0		2-0-1	
1-0-0	0-0-0	0-0-0		NEUTRAL		0-0-0		0-0-0		1-0-0	
<hr/>											
4-4-2	0-0-0	0-0-0		NON-CONFERENCE		0-0-0		0-1-0		4-3-2	
1-3-1	0-0-0	0-0-0		HOME		0-0-0		0-0-0		1-3-1	
2-1-1	0-0-0	0-0-		AWAY		0-0-0		0-1-0		2-0-1	
1-0-0	0-0-0	0-0-0		NEUTRAL		0-0-0		0-0-0		1-0-0	
<hr/>											
1-0-0	0-0-0	0-0-0		CONFERENCE		0-0-0		0-0-0		1-0-0	
1-0-0	0-0-0	0-0-0		HOME		0-0-0		0-0-0		1-0-0	
0-0-0	0-0-0	0-0-0		AWAY		0-0-0		0-0-0		0-0-0	
0-0-0	0-0-0	0-0-0		NEUTRAL		0-0-0		0-0-0		0-0-0	
<hr/>											
RPI S	Opponent	Score	RPI S	Opponent	Score	RPI S	Opponent	Score	RPI S	Opponent	Score
									150 A	Liberty	1 3
									162 H	Morehead St.	0 1
									175 H	Campbell	2 3
									206 A	Bowling Green	4 0
									258 H	Green Bay	1 0
									260 H	Evansville	0 1
									270 H	IPFW	4 2
									278 A	Eastern Ill.	2 0
									285 A	IUPUI	1 1
									288 H	Air Force	0 0
									299 N	Coastal Caro.	1 0
									<hr/>		
			LAST 10 GAMES								
			206 A	Bowling Green	4 0	288 H	Air Force	0 0			
			258 H	Green Bay	1 0	175 H	Campbell	2 3			
			278 A	Eastern Ill.	2 0	299 N	Coastal Caro.	1 0			
			285 A	IUPUI	1 1	260 H	Evansville	0 1			
			150 A	Liberty	1 3	270 H	IPFW	4 2			

Non-Div. I Games:

Valparaiso

Average RPI Win: 241		WON-LOST RECORD	WINNING PCT. RANK		LAST 10 GAMES	STRENGTH OF SCHEDULE	OPP. STRENGTH OF SCHEDULE	TEAM RPI	ADJ RPI	CONF. RPI	ADJ CONF. RPI								
Average RPI Loss: 189																			
DIV. I ONLY		3-7-2	.33333	241	2-6-2	208	274	254	.41717	258	14	14							
DIV. I NON-CONF.		2-6-2	.3	253	1-5-2	232	250	274	.40089	275	14	14							
<hr/>																			
TOTALS		RPI 1-25		RPI 26-50		W-L RECORDS		RPI 51-100		RPI 101-150		RPI 150+							
3-7-2		0-1-0		0-0-0		OVERALL		0-0-1		0-2-0		3-4-1							
3-2-1		0-0-0		0-0-0		HOME		0-0-1		0-2-0		3-0-0							
0-5-1		0-1-0		0-0-0		AWAY		0-0-0		0-0-0		0-4-0							
0-0-0		0-0-0		0-0-0		NEUTRAL		0-0-0		0-0-0		0-0-0							
2-6-2		0-1-0		0-0-0		NON-CONFERENCE		0-0-1		0-2-0		2-3-1							
2-2-1		0-0-0		0-0-0		HOME		0-0-1		0-2-0		2-0-0							
0-4-1		0-1-0		0-0-		AWAY		0-0-0		0-0-0		0-3-1							
0-0-0		0-0-0		0-0-0		NEUTRAL		0-0-0		0-0-0		0-0-0							
1-1-0		0-0-0		0-0-0		CONFERENCE		0-0-0		0-0-0		1-1-0							
1-0-0		0-0-0		0-0-0		HOME		0-0-0		0-0-0		1-0-0							
0-1-0		0-0-0		0-0-0		AWAY		0-0-0		0-0-0		0-1-0							
0-0-0		0-0-0		0-0-0		NEUTRAL		0-0-0		0-0-0		0-0-0							
RPI	S	Opponent		Score		RPI	S	Opponent		Score		RPI	S	Opponent		Score			
21	A	Wisconsin		0 1								97	H	Iowa St.		0 0			
												133	H	Western Ill.		0 1			
												140	H	North Dakota St.		0 1			
												152	H	Cleveland St.		2 1			
												224	A	South Dakota St.		0 1			
												257	A	Valparaiso		0 1			
												268	A	Drake		1 3			
												281	A	UNI		0 1			
												282	H	North Dakota		3 1			
												289	H	Neb. Omaha		2 0			
												313	A	South Dakota		0 0			
<hr/>																			
LAST 10 GAMES																			
257 A Valparaiso						0		1		152 H Cleveland St.						2		1	
281 A UNI						0		1		133 H Western Ill.						0		1	
224 A South Dakota St.						0		1		313 A South Dakota						0		0	
140 H North Dakota St.						0		1		21 A Wisconsin						0		1	
282 H North Dakota						3		1		97 H Iowa St.						0		0	

Non-Div. I Games:

Green Bay

Average RPI Win:	257	WON-LOST	WINNING	LAST 10	STRENGTH OF	OPP. STRENGTH	TEAM	ADJ	CONF.	ADJ CONF.	
Average RPI Loss:	128	RECORD	PCT. RANK	GAMES	SCHEDULE	OF SCHEDULE	RPI	RPI	RPI	RPI	
DIV. I ONLY	1-7-4	.25	268	1-6-3	177	218	261	.41574	260	25	25
DIV. I NON-CONF.	1-7-4	.25	270	1-6-3	170	217	254	.41574	255	25	25
<hr/>											
TOTALS	RPI 1-25	RPI 26-50		W-L RECORDS	RPI 51-100		RPI 101-150		RPI 150+		
1-7-4	0-0-0	0-1-0		OVERALL	0-2-0		0-1-1		1-3-3		
0-4-1	0-0-0	0-1-0		HOME	0-1-0		0-1-0		0-1-1		
1-3-2	0-0-0	0-0-0		AWAY	0-1-0		0-0-1		1-2-1		
0-0-1	0-0-0	0-0-0		NEUTRAL	0-0-0		0-0-0		0-0-1		
<hr/>											
1-7-4	0-0-0	0-1-0		NON-CONFERENCE	0-2-0		0-1-1		1-3-3		
0-4-1	0-0-0	0-1-0		HOME	0-1-0		0-1-0		0-1-1		
1-3-2	0-0-0	0-0-		AWAY	0-1-0		0-0-1		1-2-1		
0-0-1	0-0-0	0-0-0		NEUTRAL	0-0-0		0-0-0		0-0-1		
<hr/>											
0-0-0	0-0-0	0-0-0		CONFERENCE	0-0-0		0-0-0		0-0-0		
0-0-0	0-0-0	0-0-0		HOME	0-0-0		0-0-0		0-0-0		
0-0-0	0-0-0	0-0-0		AWAY	0-0-0		0-0-0		0-0-0		
0-0-0	0-0-0	0-0-0		NEUTRAL	0-0-0		0-0-0		0-0-0		
<hr/>											
RPI S	Opponent	Score	RPI S	Opponent	Score	RPI S	Opponent	Score	RPI S	Opponent	Score
			42 H	Central Mich.	1 3	60 H	Southeast Mo. St.	0 3	106 H	Miami (OH)	3 4
						90 A	Xavier	0 1	108 A	Indiana	2 2
									161 H	UT Martin	2 2
									162 A	Morehead St.	1 3
									165 A	Saint Louis	0 4
									257 A	Valparaiso	1 0
									270 H	IPFW	0 1
									292 N	Lamar	2 2
									297 A	Northern Ariz.	0 0
LAST 10 GAMES											
292 N Lamar			2 2	270 H IPFW			0 1				
162 A Morehead St.			1 3	161 H UT Martin			2 2				
60 H Southeast Mo. St.			0 3	106 H Miami (OH)			3 4				
90 A Xavier			0 1	297 A Northern Ariz.			0 0				
257 A Valparaiso			1 0	42 H Central Mich.			1 3				

Non-Div. I Games:

Evansville

Average RPI Win: 220		WON-LOST	WINNING	LAST 10	STRENGTH OF	OPP. STRENGTH	TEAM	ADJ	CONF.	ADJ CONF.							
Average RPI Loss: 146		RECORD	PCT. RANK	GAMES	SCHEDULE	OF SCHEDULE	RPI	RPI	RPI	RPI							
DIV. I ONLY		2-5-2	.33333	241	2-5-2	240	216	259	.41518	261	28	28					
DIV. I NON-CONF.		2-5-2	.33333	238	2-5-2	230	214	252	.41518	256	28	28					
<hr/>																	
TOTALS		RPI 1-25		RPI 26-50		W-L RECORDS		RPI 51-100		RPI 101-150		RPI 150+					
2-5-2		0-0-0		0-0-0		OVERALL		0-2-0		0-0-0		2-3-2					
1-1-2		0-0-0		0-0-0		HOME		0-0-0		0-0-0		1-1-2					
1-4-0		0-0-0		0-0-0		AWAY		0-2-0		0-0-0		1-2-0					
0-0-0		0-0-0		0-0-0		NEUTRAL		0-0-0		0-0-0		0-0-0					
2-5-2		0-0-0		0-0-0		NON-CONFERENCE		0-2-0		0-0-0		2-3-2					
1-1-2		0-0-0		0-0-0		HOME		0-0-0		0-0-0		1-1-2					
1-4-0		0-0-0		0-0-		AWAY		0-2-0		0-0-0		1-2-0					
0-0-0		0-0-0		0-0-0		NEUTRAL		0-0-0		0-0-0		0-0-0					
0-0-0		0-0-0		0-0-0		CONFERENCE		0-0-0		0-0-0		0-0-0					
0-0-0		0-0-0		0-0-0		HOME		0-0-0		0-0-0		0-0-0					
0-0-0		0-0-0		0-0-0		AWAY		0-0-0		0-0-0		0-0-0					
0-0-0		0-0-0		0-0-0		NEUTRAL		0-0-0		0-0-0		0-0-0					
RPI	S	Opponent		Score	RPI	S	Opponent		Score	RPI	S	Opponent		Score			
							69	A	Missouri	0	3		151	A	FIU	3	2
							87	A	Missouri St.	1	2		165	A	Saint Louis	1	3
													182	H	Creighton	0	2
													225	A	Fla. Atlantic	0	4
													240	H	Youngstown St.	1	1
													268	H	Drake	0	0
													289	H	Neb. Omaha	2	1
<hr/>																	
LAST 10 GAMES																	
							268	H	Drake	0	0		289	H	Neb. Omaha	2	1
							225	A	Fla. Atlantic	0	4		69	A	Missouri	0	3
							151	A	FIU	3	2		87	A	Missouri St.	1	2
							182	H	Creighton	0	2		165	A	Saint Louis	1	3
							240	H	Youngstown St.	1	1						

Non-Div. I Games: Rockhurst 0 0

UMKC

Average RPI Win: 264		WON-LOST	WINNING	LAST 10	STRENGTH OF		OPP. STRENGTH	TEAM	ADJ	CONF.	ADJ CONF.
Average RPI Loss: 148		RECORD	PCT. RANK	GAMES	SCHEDULE		OF SCHEDULE	RPI	RPI	RPI	RPI
DIV. I ONLY		3-5-2	.4	211	3-5-2		261	277	260	.41479	262
DIV. I NON-CONF.		2-4-2	.375	214	2-4-2		247	287	268	.41005	268
TOTALS		RPI 1-25	RPI 26-50		W-L RECORDS		RPI 51-100		RPI 101-150		RPI 150+
3-5-2		0-0-0	0-0-0		OVERALL		0-1-0		0-0-0		3-4-2
2-3-1		0-0-0	0-0-0		HOME		0-0-0		0-0-0		2-3-1
1-2-1		0-0-0	0-0-0		AWAY		0-1-0		0-0-0		1-1-1
0-0-0		0-0-0	0-0-0		NEUTRAL		0-0-0		0-0-0		0-0-0
2-4-2		0-0-0	0-0-0		NON-CONFERENCE		0-1-0		0-0-0		2-3-2
1-2-1		0-0-0	0-0-0		HOME		0-0-0		0-0-0		1-2-1
1-2-1		0-0-0	0-0-		AWAY		0-1-0		0-0-0		1-1-1
0-0-0		0-0-0	0-0-0		NEUTRAL		0-0-0		0-0-0		0-0-0
1-1-0		0-0-0	0-0-0		CONFERENCE		0-0-0		0-0-0		1-1-0
1-1-0		0-0-0	0-0-0		HOME		0-0-0		0-0-0		1-1-0
0-0-0		0-0-0	0-0-0		AWAY		0-0-0		0-0-0		0-0-0
0-0-0		0-0-0	0-0-0		NEUTRAL		0-0-0		0-0-0		0-0-0
RPI S	Opponent	Score	RPI S	Opponent	Score	RPI S	Opponent	Score	RPI S	Opponent	Score
						60 A	Southeast Mo. St.	0 4	151 H	FIU	1 2
									161 A	UT Martin	2 4
									176 H	Belmont	1 2
									192 H	Murray St.	1 2
									225 H	Fla. Atlantic	3 0
									252 H	Mississippi St.	3 1
									287 H	Ark.-Pine Bluff	4 4
									291 A	Lipscomb	1 1
									314 A	Central Ark.	2 0
LAST 10 GAMES											
						161 A	UT Martin	2 4	151 H	FIU	1 2
						60 A	Southeast Mo. St.	0 4	225 H	Fla. Atlantic	3 0
						314 A	Central Ark.	2 0	287 H	Ark.-Pine Bluff	4 4
						252 H	Mississippi St.	3 1	176 H	Belmont	1 2
						291 A	Lipscomb	1 1	192 H	Murray St.	1 2

Non-Div. I Games:

Arkansas St.

Average RPI Win: 298		WON-LOST	WINNING	LAST 10	STRENGTH OF		OPP. STRENGTH	TEAM	ADJ	CONF.	ADJ CONF.
Average RPI Loss: 197		RECORD	PCT. RANK	GAMES	SCHEDULE		OF SCHEDULE	RPI	RPI	RPI	RPI
DIV. I ONLY		6-2-1	.72222	46	6-2-1		321	171	265	.41459	263
DIV. I NON-CONF.		6-2-1	.72222	57	6-2-1		321	167	267	.41459	259
TOTALS		RPI 1-25	RPI 26-50		W-L RECORDS		RPI 51-100		RPI 101-150		RPI 150+
6-2-1	0-0-0	0-0-0		OVERALL		0-0-0		0-0-0		6-2-1	
3-0-0	0-0-0	0-0-0		HOME		0-0-0		0-0-0		3-0-0	
3-2-1	0-0-0	0-0-0		AWAY		0-0-0		0-0-0		3-2-1	
0-0-0	0-0-0	0-0-0		NEUTRAL		0-0-0		0-0-0		0-0-0	
6-2-1	0-0-0	0-0-0		NON-CONFERENCE		0-0-0		0-0-0		6-2-1	
3-0-0	0-0-0	0-0-0		HOME		0-0-0		0-0-0		3-0-0	
3-2-1	0-0-0	0-0-		AWAY		0-0-0		0-0-0		3-2-1	
0-0-0	0-0-0	0-0-0		NEUTRAL		0-0-0		0-0-0		0-0-0	
0-0-0	0-0-0	0-0-0		CONFERENCE		0-0-0		0-0-0		0-0-0	
0-0-0	0-0-0	0-0-0		HOME		0-0-0		0-0-0		0-0-0	
0-0-0	0-0-0	0-0-0		AWAY		0-0-0		0-0-0		0-0-0	
0-0-0	0-0-0	0-0-0		NEUTRAL		0-0-0		0-0-0		0-0-0	
RPI S	Opponent	Score	RPI S	Opponent	Score	RPI S	Opponent	Score	RPI S	Opponent	Score
									155 A	Louisiana Tech	1 2
									214 A	La.-Lafayette	1 1
									239 A	Southern Miss.	1 3
									254 A	La.-Monroe	3 1
									283 H	Alcorn St.	6 0
									305 H	Alabama St.	4 0
									306 A	Mississippi Val.	4 0
									318 A	Grambling	9 0
									321 H	Texas Southern	6 0
LAST 10 GAMES											
	239 A	Southern Miss.	1	3		155 A	Louisiana Tech	1	2		
	214 A	La.-Lafayette	1	1		318 A	Grambling	9	0		
	305 H	Alabama St.	4	0		321 H	Texas Southern	6	0		
	283 H	Alcorn St.	6	0		306 A	Mississippi Val.	4	0		
						254 A	La.-Monroe	3	1		

Non-Div. I Games:

Southeastern La.

Average RPI Win: 227		WON-LOST RECORD		WINNING PCT. RANK		LAST 10 GAMES		STRENGTH OF SCHEDULE		OPP. STRENGTH OF SCHEDULE		TEAM RPI		ADJ RPI		CONF. RPI		ADJ CONF. RPI	
DIV. I ONLY		4-6-0		.4 211		4-6-0		284		214		264		.41158 264		30		30	
DIV. I NON-CONF.		4-6-0		.4 205		4-6-0		277		210		263		.41158 265		30		30	
TOTALS		RPI 1-25		RPI 26-50		W-L RECORDS		RPI 51-100		RPI 101-150		RPI 150+							
4-6-0		0-0-0		0-0-0		OVERALL		0-2-0		0-0-0		4-4-0							
2-2-0		0-0-0		0-0-0		HOME		0-1-0		0-0-0		2-1-0							
1-4-0		0-0-0		0-0-0		AWAY		0-1-0		0-0-0		1-3-0							
1-0-0		0-0-0		0-0-0		NEUTRAL		0-0-0		0-0-0		1-0-0							
4-6-0		0-0-0		0-0-0		NON-CONFERENCE		0-2-0		0-0-0		4-4-0							
2-2-0		0-0-0		0-0-0		HOME		0-1-0		0-0-0		2-1-0							
1-4-0		0-0-0		0-0-		AWAY		0-1-0		0-0-0		1-3-0							
1-0-0		0-0-0		0-0-0		NEUTRAL		0-0-0		0-0-0		1-0-0							
0-0-0		0-0-0		0-0-0		CONFERENCE		0-0-0		0-0-0		0-0-0							
0-0-0		0-0-0		0-0-0		HOME		0-0-0		0-0-0		0-0-0							
0-0-0		0-0-0		0-0-0		AWAY		0-0-0		0-0-0		0-0-0							
0-0-0		0-0-0		0-0-0		NEUTRAL		0-0-0		0-0-0		0-0-0							
RPI	S	Opponent		Score		RPI	S	Opponent		Score		RPI	S	Opponent		Score			
						56	A	Utah St.	1	2		158	N	Detroit	2	0			
						71	H	Seattle	1	2		203	A	Utah Valley	2	4			
												213	A	San Francisco	0	2			
												215	H	Idaho	2	1			
												238	H	UNLV	1	0			
												279	H	Boise St.	0	1			
												280	A	San Jose St.	0	1			
												295	A	Nevada	2	0			
LAST 10 GAMES																			
						280	A	San Jose St.	0	1		213	A	San Francisco	0	2			
						215	H	Idaho	2	1		71	H	Seattle	1	2			
						238	H	UNLV	1	0		279	H	Boise St.	0	1			
						56	A	Utah St.	1	2		158	N	Detroit	2	0			
						203	A	Utah Valley	2	4		295	A	Nevada	2	0			

Non-Div. I Games:

Portland St.

Average RPI Win: 290		WON-LOST	WINNING	LAST 10	STRENGTH OF		OPP. STRENGTH	TEAM	ADJ	CONF.	ADJ CONF.
Average RPI Loss: 209		RECORD	PCT. RANK	GAMES	SCHEDULE		OF SCHEDULE	RPI	RPI	RPI	RPI
DIV. I ONLY		5-3-1	.61111	97	5-3-1		316	268	268	.40958	265
DIV. I NON-CONF.		5-3-1	.61111	106	5-3-1		316	264	271	.40958	269
TOTALS		RPI 1-25	RPI 26-50		W-L RECORDS		RPI 51-100		RPI 101-150		RPI 150+
5-3-1	0-0-0	0-0-0		OVERALL		0-0-0		0-1-0		5-2-1	
4-0-1	0-0-0	0-0-0		HOME		0-0-0		0-0-0		4-0-1	
1-2-0	0-0-0	0-0-0		AWAY		0-0-0		0-0-0		1-2-0	
0-1-0	0-0-0	0-0-0		NEUTRAL		0-0-0		0-1-0		0-0-0	
5-3-1	0-0-0	0-0-0		NON-CONFERENCE		0-0-0		0-1-0		5-2-1	
4-0-1	0-0-0	0-0-0		HOME		0-0-0		0-0-0		4-0-1	
1-2-0	0-0-0	0-0-		AWAY		0-0-0		0-0-0		1-2-0	
0-1-0	0-0-0	0-0-0		NEUTRAL		0-0-0		0-1-0		0-0-0	
0-0-0	0-0-0	0-0-0		CONFERENCE		0-0-0		0-0-0		0-0-0	
0-0-0	0-0-0	0-0-0		HOME		0-0-0		0-0-0		0-0-0	
0-0-0	0-0-0	0-0-0		AWAY		0-0-0		0-0-0		0-0-0	
0-0-0	0-0-0	0-0-0		NEUTRAL		0-0-0		0-0-0		0-0-0	
RPI S	Opponent	Score	RPI S	Opponent	Score	RPI S	Opponent	Score	RPI S	Opponent	Score
									135 N	South Ala.	0 3
									200 A	Troy	0 1
									214 H	La.-Lafayette	2 1
									254 H	La.-Monroe	1 1
									291 A	Lipscomb	1 3
									304 H	Prairie View	4 0
									306 H	Mississippi Val.	3 1
									310 H	Southern U.	3 1
									318 A	Grambling	1 0
LAST 10 GAMES											
	310 H	Southern U.	3	1		318 A	Grambling	1	0		
	200 A	Troy	0	1		214 H	La.-Lafayette	2	1		
	291 A	Lipscomb	1	3		306 H	Mississippi Val.	3	1		
	254 H	La.-Monroe	1	1		304 H	Prairie View	4	0		
						135 N	South Ala.	0	3		

Non-Div. I Games: Spring Hill 5 0

Nicholls St.

Average RPI Win: 262		WON-LOST RECORD		WINNING PCT. RANK		LAST 10 GAMES		STRENGTH OF SCHEDULE		OPP. STRENGTH OF SCHEDULE		TEAM RPI		ADJ RPI		CONF. RPI		ADJ CONF. RPI	
DIV. I ONLY		3-6-1		.35 237		2-6-1		207		310		262		.4095 266		30		30	
DIV. I NON-CONF.		3-6-1		.35 234		2-6-1		198		309		261		.4095 270		30		30	
TOTALS		RPI 1-25		RPI 26-50		W-L RECORDS		RPI 51-100		RPI 101-150		RPI 150+							
3-6-1		0-0-0		0-0-0		OVERALL		0-0-0		0-2-0		3-4-1							
0-2-0		0-0-0		0-0-0		HOME		0-0-0		0-1-0		0-1-0							
1-4-1		0-0-0		0-0-0		AWAY		0-0-0		0-1-0		1-3-1							
2-0-0		0-0-0		0-0-0		NEUTRAL		0-0-0		0-0-0		2-0-0							
3-6-1		0-0-0		0-0-0		NON-CONFERENCE		0-0-0		0-2-0		3-4-1							
0-2-0		0-0-0		0-0-0		HOME		0-0-0		0-1-0		0-1-0							
1-4-1		0-0-0		0-0-		AWAY		0-0-0		0-1-0		1-3-1							
2-0-0		0-0-0		0-0-0		NEUTRAL		0-0-0		0-0-0		2-0-0							
0-0-0		0-0-0		0-0-0		CONFERENCE		0-0-0		0-0-0		0-0-0							
0-0-0		0-0-0		0-0-0		HOME		0-0-0		0-0-0		0-0-0							
0-0-0		0-0-0		0-0-0		AWAY		0-0-0		0-0-0		0-0-0							
0-0-0		0-0-0		0-0-0		NEUTRAL		0-0-0		0-0-0		0-0-0							
RPI	S	Opponent		Score	RPI	S	Opponent		Score	RPI	S	Opponent		Score					
										140	A	North Dakota St.		0	3				
										140	H	North Dakota St.		0	4				
										203	A	Utah Valley		2	3				
										203	H	Utah Valley		1	2				
										215	A	Idaho		2	3				
										227	N	Wyoming		2	1				
										279	A	Boise St.		4	3				
										279	N	Boise St.		2	1				
										282	A	North Dakota		1	2				
										302	A	Southern Utah		4	4				
LAST 10 GAMES																			
					203	A	Utah Valley		2	3		282	A	North Dakota		1	2		
					302	A	Southern Utah		4	4		140	A	North Dakota St.		0	3		
					279	N	Boise St.		2	1		203	H	Utah Valley		1	2		
					227	N	Wyoming		2	1		140	H	North Dakota St.		0	4		
					279	A	Boise St.		4	3		215	A	Idaho		2	3		

Non-Div. I Games:

Montana

Average RPI Win: 251		WON-LOST RECORD		WINNING PCT. RANK		LAST 10 GAMES		STRENGTH OF SCHEDULE		OPP. STRENGTH OF SCHEDULE		TEAM RPI		ADJ RPI		CONF. RPI		ADJ CONF. RPI										
DIV. I ONLY		3-8-0		.27273		266		3-7-0		196		243		266		.4095		266		25		25						
DIV. I NON-CONF.		3-7-0		.3		253		3-6-0		212		241		270		.40685		271		25		25						
TOTALS		RPI 1-25		RPI 26-50		W-L RECORDS		RPI 51-100		RPI 101-150		RPI 150+																
3-8-0		0-0-0		0-1-0		OVERALL		0-1-0		0-1-0		3-5-0																
1-4-0		0-0-0		0-1-0		HOME		0-1-0		0-0-0		1-2-0																
2-4-0		0-0-0		0-0-0		AWAY		0-0-0		0-1-0		2-3-0																
0-0-0		0-0-0		0-0-0		NEUTRAL		0-0-0		0-0-0		0-0-0																
3-7-0		0-0-0		0-1-0		NON-CONFERENCE		0-0-0		0-1-0		3-5-0																
1-3-0		0-0-0		0-1-0		HOME		0-0-0		0-0-0		1-2-0																
2-4-0		0-0-0		0-0-		AWAY		0-0-0		0-1-0		2-3-0																
0-0-0		0-0-0		0-0-0		NEUTRAL		0-0-0		0-0-0		0-0-0																
0-1-0		0-0-0		0-0-0		CONFERENCE		0-1-0		0-0-0		0-0-0																
0-1-0		0-0-0		0-0-0		HOME		0-1-0		0-0-0		0-0-0																
0-0-0		0-0-0		0-0-0		AWAY		0-0-0		0-0-0		0-0-0																
0-0-0		0-0-0		0-0-0		NEUTRAL		0-0-0		0-0-0		0-0-0																
RPI	S	Opponent		Score		RPI	S	Opponent		Score		RPI	S	Opponent		Score												
				42	H	Central Mich.		0	2	87	H	Missouri St.		0	1	106	A	Miami (OH)		1	2							
																	159	A	Purdue		0	4						
																	185	H	Butler		0	1						
																	192	A	Murray St.		2	0						
																	202	H	Ball St.		1	2						
																	204	A	Ohio		0	1						
																	270	A	IPFW		0	1						
																	277	A	SIU Edwardsville		3	2						
																	285	H	IUPUI		2	1						
LAST 10 GAMES																												
																	87	H	Missouri St.		0	1	204	A	Ohio		0	1
																	106	A	Miami (OH)		1	2	159	A	Purdue		0	4
																	42	H	Central Mich.		0	2	192	A	Murray St.		2	0
																	185	H	Butler		0	1	277	A	SIU Edwardsville		3	2
																	285	H	IUPUI		2	1	202	H	Ball St.		1	2

Non-Div. I Games:

Indiana St.

Average RPI Win: 278		WON-LOST RECORD	WINNING PCT. RANK		LAST 10 GAMES	STRENGTH OF SCHEDULE	OPP. STRENGTH OF SCHEDULE	TEAM RPI	ADJ RPI		CONF. RPI	ADJ CONF. RPI					
Average RPI Loss: 156																	
DIV. I ONLY		2-5-4	.36364	230	2-4-4	251	286	267	.40894	268	25	25					
DIV. I NON-CONF.		2-4-4	.4	205	2-3-4	257	271	257	.41499	258	25	25					
<hr/>																	
TOTALS		RPI 1-25		RPI 26-50		W-L RECORDS		RPI 51-100		RPI 101-150		RPI 150+					
2-5-4		0-0-0		0-0-0		OVERALL		0-1-0		0-2-0		2-2-4					
1-3-0		0-0-0		0-0-0		HOME		0-1-0		0-1-0		1-1-0					
1-2-3		0-0-0		0-0-0		AWAY		0-0-0		0-1-0		1-1-3					
0-0-1		0-0-0		0-0-0		NEUTRAL		0-0-0		0-0-0		0-0-1					
2-4-4		0-0-0		0-0-0		NON-CONFERENCE		0-1-0		0-2-0		2-1-4					
1-3-0		0-0-0		0-0-0		HOME		0-1-0		0-1-0		1-1-0					
1-1-3		0-0-0		0-0-		AWAY		0-0-0		0-1-0		1-0-3					
0-0-1		0-0-0		0-0-0		NEUTRAL		0-0-0		0-0-0		0-0-1					
0-1-0		0-0-0		0-0-0		CONFERENCE		0-0-0		0-0-0		0-1-0					
0-0-0		0-0-0		0-0-0		HOME		0-0-0		0-0-0		0-0-0					
0-1-0		0-0-0		0-0-0		AWAY		0-0-0		0-0-0		0-1-0					
0-0-0		0-0-0		0-0-0		NEUTRAL		0-0-0		0-0-0		0-0-0					
RPI	S	Opponent		Score	RPI	S	Opponent		Score	RPI	S	Opponent		Score			
							97	H	Iowa St.	0	2	133	H	Western Ill.	0	1	
												140	A	North Dakota St.	0	1	
												184	A	Illinois St.	0	2	
												193	A	Northern Colo.	2	2	
												224	H	South Dakota St.	0	1	
												227	A	Wyoming	1	1	
												258	H	Green Bay	3	1	
												261	A	UMKC	0	0	
												297	A	Northern Ariz.	2	1	
												302	N	Southern Utah	1	1	
<hr/>																	
LAST 10 GAMES																	
							184	A	Illinois St.	0	2		193	A	Northern Colo.	2	2
							140	A	North Dakota St.	0	1		227	A	Wyoming	1	1
							302	N	Southern Utah	1	1		261	A	UMKC	0	0
							297	A	Northern Ariz.	2	1		133	H	Western Ill.	0	1
							258	H	Green Bay	3	1		224	H	South Dakota St.	0	1

Non-Div. I Games:

Drake

Average RPI Win:	243	WON-LOST RECORD	WINNING PCT. RANK	LAST 10 GAMES	STRENGTH OF SCHEDULE	OPP. STRENGTH OF SCHEDULE	TEAM RPI	ADJ RPI	CONF. RPI	ADJ CONF. RPI			
DIV. I ONLY		2-7-0	.22222	281	2-7-0	193	186	269	.40717	269	11	11	
DIV. I NON-CONF.		2-6-0	.25	270	2-6-0	179	193	256	.41446	260	11	11	
<hr/>													
TOTALS	RPI 1-25	RPI 26-50		W-L RECORDS		RPI 51-100		RPI 101-150		RPI 150+			
2-7-0	0-0-0	0-1-0		OVERALL		0-1-0		0-2-0		2-3-0			
0-2-0	0-0-0	0-0-0		HOME		0-0-0		0-1-0		0-1-0			
2-3-0	0-0-0	0-0-0		AWAY		0-1-0		0-1-0		2-1-0			
0-2-0	0-0-0	0-1-0		NEUTRAL		0-0-0		0-0-0		0-1-0			
<hr/>													
2-6-0	0-0-0	0-1-0		NON-CONFERENCE		0-1-0		0-1-0		2-3-0			
0-2-0	0-0-0	0-0-0		HOME		0-0-0		0-1-0		0-1-0			
2-2-0	0-0-0	0-0-		AWAY		0-1-0		0-0-0		2-1-0			
0-2-0	0-0-0	0-1-0		NEUTRAL		0-0-0		0-0-0		0-1-0			
<hr/>													
0-1-0	0-0-0	0-0-0		CONFERENCE		0-0-0		0-1-0		0-0-0			
0-0-0	0-0-0	0-0-0		HOME		0-0-0		0-0-0		0-0-0			
0-1-0	0-0-0	0-0-0		AWAY		0-0-0		0-1-0		0-0-0			
0-0-0	0-0-0	0-0-0		NEUTRAL		0-0-0		0-0-0		0-0-0			
<hr/>													
RPI	S	Opponent	Score	RPI	S	Opponent	Score	RPI	S	Opponent	Score		
				46	N	South Carolina	0 2	99	A	East Carolina	0 2		
										136	A	Drexel	1 3
										148	H	Western Caro.	0 1
										154	A	Charlotte	0 1
										167	N	Furman	1 2
										210	A	Davidson	2 1
										218	H	North Florida	0 1
										276	A	Francis Marion	2 0
<hr/>													
LAST 10 GAMES													
				136	A	Drexel	1 3	218	H	North Florida	0 1		
				148	H	Western Caro.	0 1	46	N	South Carolina	0 2		
				99	A	East Carolina	0 2	167	N	Furman	1 2		
				276	A	Francis Marion	2 0	210	A	Davidson	2 1		
								154	A	Charlotte	0 1		

Non-Div. I Games:

UNC Wilmington

Average RPI Win: 273		WON-LOST RECORD	WINNING PCT. RANK		LAST 10 GAMES	STRENGTH OF SCHEDULE	OPP. STRENGTH OF SCHEDULE	TEAM RPI	ADJ RPI		CONF. RPI	ADJ CONF. RPI				
Average RPI Loss: 188																
DIV. I ONLY		3-5-0	.375	225	3-5-0	270	276	270	.4065	270	28	28				
DIV. I NON-CONF.		3-5-0	.375	214	3-5-0	261	273	273	.4065	272	28	28				
<hr/>																
TOTALS		RPI 1-25		RPI 26-50		W-L RECORDS		RPI 51-100		RPI 101-150		RPI 150+				
3-5-0		0-0-0		0-0-0		OVERALL		0-1-0		0-0-0		3-4-0				
1-1-0		0-0-0		0-0-0		HOME		0-0-0		0-0-0		1-1-0				
2-4-0		0-0-0		0-0-0		AWAY		0-1-0		0-0-0		2-3-0				
0-0-0		0-0-0		0-0-0		NEUTRAL		0-0-0		0-0-0		0-0-0				
3-5-0		0-0-0		0-0-0		NON-CONFERENCE		0-1-0		0-0-0		3-4-0				
1-1-0		0-0-0		0-0-0		HOME		0-0-0		0-0-0		1-1-0				
2-4-0		0-0-0		0-0-		AWAY		0-1-0		0-0-0		2-3-0				
0-0-0		0-0-0		0-0-0		NEUTRAL		0-0-0		0-0-0		0-0-0				
0-0-0		0-0-0		0-0-0		CONFERENCE		0-0-0		0-0-0		0-0-0				
0-0-0		0-0-0		0-0-0		HOME		0-0-0		0-0-0		0-0-0				
0-0-0		0-0-0		0-0-0		AWAY		0-0-0		0-0-0		0-0-0				
0-0-0		0-0-0		0-0-0		NEUTRAL		0-0-0		0-0-0		0-0-0				
RPI	S	Opponent		Score	RPI	S	Opponent		Score	RPI	S	Opponent		Score		
							86	A	Buffalo	0	1	190	A	Toledo	3	4
												202	H	Ball St.	0	1
												206	A	Bowling Green	0	1
												257	A	Valparaiso	2	4
												260	A	Evansville	1	0
												266	H	Indiana St.	1	0
												293	A	Niagara	3	2
<hr/>																
LAST 10 GAMES																
260	A	Evansville	1	0	86	A	Buffalo	0	1							
202	H	Ball St.	0	1	293	A	Niagara	3	2							
206	A	Bowling Green	0	1	190	A	Toledo	3	4							
					257	A	Valparaiso	2	4							
					266	H	Indiana St.	1	0							

Non-Div. I Games:

IPFW

Average RPI Win: 287		WON-LOST RECORD		WINNING PCT. RANK		LAST 10 GAMES		STRENGTH OF SCHEDULE		OPP. STRENGTH OF SCHEDULE		TEAM RPI		ADJ RPI		CONF. RPI		ADJ CONF. RPI	
DIV. I ONLY		5-3-1		.61111 97		5-3-1		320		190		273		.40649 271		19		18	
DIV. I NON-CONF.		5-1-1		.78571 33		5-1-1		319		237		218		.44722 216		19		18	
TOTALS		RPI 1-25		RPI 26-50		W-L RECORDS		RPI 51-100		RPI 101-150		RPI 150+							
5-3-1		0-0-0		0-0-0		OVERALL		0-0-0		0-2-0		5-1-1							
2-1-1		0-0-0		0-0-0		HOME		0-0-0		0-1-0		2-0-1							
1-2-0		0-0-0		0-0-0		AWAY		0-0-0		0-1-0		1-1-0							
2-0-0		0-0-0		0-0-0		NEUTRAL		0-0-0		0-0-0		2-0-0							
5-1-1		0-0-0		0-0-0		NON-CONFERENCE		0-0-0		0-1-0		5-0-1							
2-1-1		0-0-0		0-0-0		HOME		0-0-0		0-1-0		2-0-1							
1-0-0		0-0-0		0-0-		AWAY		0-0-0		0-0-0		1-0-0							
2-0-0		0-0-0		0-0-0		NEUTRAL		0-0-0		0-0-0		2-0-0							
0-2-0		0-0-0		0-0-0		CONFERENCE		0-0-0		0-1-0		0-1-0							
0-0-0		0-0-0		0-0-0		HOME		0-0-0		0-0-0		0-0-0							
0-2-0		0-0-0		0-0-0		AWAY		0-0-0		0-1-0		0-1-0							
0-0-0		0-0-0		0-0-0		NEUTRAL		0-0-0		0-0-0		0-0-0							
RPI	S	Opponent		Score	RPI	S	Opponent		Score	RPI	S	Opponent		Score					
										103	A	UNC Greensboro	1	6					
										145	H	Austin Peay	0	4					
										188	A	Elon	2	8					
										251	N	Stetson	3	2					
										286	A	Tennessee Tech	2	1					
										290	H	Gardner-Webb	3	3					
										291	H	Lipscomb	2	0					
										301	N	Jacksonville St.	1	0					
										308	H	Alabama A&M	2	1					
LAST 10 GAMES																			
										188	A	Elon	2	8					
										103	A	UNC Greensboro	1	6					
										308	H	Alabama A&M	2	1					
										301	N	Jacksonville St.	1	0					
										251	N	Stetson	3	2					
										291	H	Lipscomb	2	0					
										290	H	Gardner-Webb	3	3					
										145	H	Austin Peay	0	4					
										286	A	Tennessee Tech	2	1					

Non-Div. I Games:

Chattanooga

Average RPI Win: 262		WON-LOST	WINNING	LAST 10	STRENGTH OF		OPP. STRENGTH	TEAM	ADJ	CONF.	ADJ CONF.
Average RPI Loss: 211		RECORD	PCT. RANK	GAMES	SCHEDULE		OF SCHEDULE	RPI	RPI	RPI	RPI
DIV. I ONLY		6-4-1	.59091	111	5-4-1		318	204	271	.40388	272
DIV. I NON-CONF.		6-3-1	.65	82	5-3-1		320	185	266	.41281	263
TOTALS		RPI 1-25	RPI 26-50		W-L RECORDS		RPI 51-100		RPI 101-150		RPI 150+
6-4-1	0-0-0	0-0-0		OVERALL		1-0-0		0-0-0		5-4-1	
1-1-0	0-0-0	0-0-0		HOME		0-0-0		0-0-0		1-1-0	
3-3-1	0-0-0	0-0-0		AWAY		0-0-0		0-0-0		3-3-1	
2-0-0	0-0-0	0-0-0		NEUTRAL		1-0-0		0-0-0		1-0-0	
6-3-1	0-0-0	0-0-0		NON-CONFERENCE		1-0-0		0-0-0		5-3-1	
1-1-0	0-0-0	0-0-0		HOME		0-0-0		0-0-0		1-1-0	
3-2-1	0-0-0	0-0-		AWAY		0-0-0		0-0-0		3-2-1	
2-0-0	0-0-0	0-0-0		NEUTRAL		1-0-0		0-0-0		1-0-0	
0-1-0	0-0-0	0-0-0		CONFERENCE		0-0-0		0-0-0		0-1-0	
0-0-0	0-0-0	0-0-0		HOME		0-0-0		0-0-0		0-0-0	
0-1-0	0-0-0	0-0-0		AWAY		0-0-0		0-0-0		0-1-0	
0-0-0	0-0-0	0-0-0		NEUTRAL		0-0-0		0-0-0		0-0-0	
RPI S	Opponent	Score	RPI S	Opponent	Score	RPI S	Opponent	Score	RPI S	Opponent	Score
						100 N	Syracuse	1 0	152 H	Cleveland St.	2 3
									198 A	Duquesne	2 2
									220 A	George Washington	1 5
									230 A	Saint Francis (PA)	0 1
									240 A	Youngstown St.	0 1
									256 A	American	2 1
									284 A	Howard	4 1
									293 H	Niagara	5 1
									316 A	Saint Peter's	1 0
									320 N	Eastern Wash.	3 1
LAST 10 GAMES											
198 A	Duquesne	2 2	230 A	Saint Francis (PA)	0 1						
284 A	Howard	4 1	240 A	Youngstown St.	0 1						
316 A	Saint Peter's	1 0	293 H	Niagara	5 1						
220 A	George Washington	1 5	152 H	Cleveland St.	2 3						
256 A	American	2 1	320 N	Eastern Wash.	3 1						

Non-Div. I Games:

Robert Morris

Average RPI Win: 255		WON-LOST RECORD	WINNING PCT. RANK		LAST 10 GAMES	STRENGTH OF SCHEDULE	OPP. STRENGTH OF SCHEDULE	TEAM RPI	ADJ RPI		CONF. RPI	ADJ CONF. RPI
Average RPI Loss: 155												
DIV. I ONLY		3-6-1	.35	237	3-6-1	263	273	272	.40276	273	19	18
DIV. I NON-CONF.		2-5-1	.3125	247	2-5-1	281	268	287	.38227	286	19	18
<hr/>												
TOTALS		RPI 1-25		RPI 26-50		W-L RECORDS		RPI 51-100		RPI 101-150		RPI 150+
3-6-1		0-0-0		0-0-0		OVERALL		0-0-0		0-4-0		3-2-1
3-4-0		0-0-0		0-0-0		HOME		0-0-0		0-2-0		3-2-0
0-2-1		0-0-0		0-0-0		AWAY		0-0-0		0-2-0		0-0-1
0-0-0		0-0-0		0-0-0		NEUTRAL		0-0-0		0-0-0		0-0-0
2-5-1		0-0-0		0-0-0		NON-CONFERENCE		0-0-0		0-3-0		2-2-1
2-3-0		0-0-0		0-0-0		HOME		0-0-0		0-1-0		2-2-0
0-2-1		0-0-0		0-0-		AWAY		0-0-0		0-2-0		0-0-1
0-0-0		0-0-0		0-0-0		NEUTRAL		0-0-0		0-0-0		0-0-0
1-1-0		0-0-0		0-0-0		CONFERENCE		0-0-0		0-1-0		1-0-0
1-1-0		0-0-0		0-0-0		HOME		0-0-0		0-1-0		1-0-0
0-0-0		0-0-0		0-0-0		AWAY		0-0-0		0-0-0		0-0-0
0-0-0		0-0-0		0-0-0		NEUTRAL		0-0-0		0-0-0		0-0-0
RPI	S	Opponent	Score	RPI	S	Opponent	Score	RPI	S	Opponent	Score	
										102 H	Navy	1 2
										116 A	Clemson	0 1
										134 A	Ole Miss	1 6
										148 H	Western Caro.	1 2
										177 H	Charleston So.	1 2
										211 H	Appalachian St.	3 2
										245 H	Winthrop	2 1
										255 H	Presbyterian	0 1
										309 H	S.C. Upstate	5 0
										322 A	South Carolina St.	0 0
<hr/>												
LAST 10 GAMES												
										211 H	Appalachian St.	3 2
										102 H	Navy	1 2
										309 H	S.C. Upstate	5 0
										245 H	Winthrop	2 1
										116 A	Clemson	0 1

Non-Div. I Games:

Citadel

Average RPI Win:	299	WON-LOST RECORD	WINNING PCT. RANK	LAST 10 GAMES	STRENGTH OF SCHEDULE	OPP. STRENGTH OF SCHEDULE	TEAM RPI	ADJ RPI	CONF. RPI	ADJ CONF. RPI			
Average RPI Loss:	159												
DIV. I ONLY	2-6-1	.27778	260	1-6-1	224	272	276	.39969	274	30	30		
DIV. I NON-CONF.	2-6-1	.27778	264	1-6-1	213	269	277	.39969	276	30	30		
<hr/>													
TOTALS	RPI 1-25	RPI 26-50		W-L RECORDS	RPI 51-100		RPI 101-150		RPI 150+				
2-6-1	0-0-0	0-0-0		OVERALL	0-2-0		0-1-0		2-3-1				
1-2-1	0-0-0	0-0-0		HOME	0-1-0		0-0-0		1-1-1				
1-3-0	0-0-0	0-0-0		AWAY	0-1-0		0-1-0		1-1-0				
0-1-0	0-0-0	0-0-0		NEUTRAL	0-0-0		0-0-0		0-1-0				
<hr/>													
2-6-1	0-0-0	0-0-0		NON-CONFERENCE	0-2-0		0-1-0		2-3-1				
1-2-1	0-0-0	0-0-0		HOME	0-1-0		0-0-0		1-1-1				
1-3-0	0-0-0	0-0-		AWAY	0-1-0		0-1-0		1-1-0				
0-1-0	0-0-0	0-0-0		NEUTRAL	0-0-0		0-0-0		0-1-0				
<hr/>													
0-0-0	0-0-0	0-0-0		CONFERENCE	0-0-0		0-0-0		0-0-0				
0-0-0	0-0-0	0-0-0		HOME	0-0-0		0-0-0		0-0-0				
0-0-0	0-0-0	0-0-0		AWAY	0-0-0		0-0-0		0-0-0				
0-0-0	0-0-0	0-0-0		NEUTRAL	0-0-0		0-0-0		0-0-0				
<hr/>													
RPI	S	Opponent	Score	RPI	S	Opponent	Score	RPI	S	Opponent	Score		
				56 A Utah St.				1	6	146 A Utah		1	3
				57 H BYU				1	3	201 H New Mexico St.		1	1
										203 H Utah Valley		1	5
										215 A Idaho		1	4
										279 N Boise St.		0	2
										295 H Nevada		2	1
										302 A Southern Utah		2	0
				LAST 10 GAMES									
146 A Utah				1	3	203 H Utah Valley				1	5		
201 H New Mexico St.				1	1	57 H BYU				1	3		
56 A Utah St.				1	6	295 H Nevada				2	1		
279 N Boise St.				0	2	302 A Southern Utah				2	0		
215 A Idaho				1	4								

Non-Div. I Games: Northwest Nazarene 4 1

Idaho St.

Average RPI Win: 203		WON-LOST	WINNING	LAST 10	STRENGTH OF		OPP. STRENGTH	TEAM	ADJ		CONF.	ADJ CONF.
Average RPI Loss: 149		RECORD	PCT. RANK	GAMES	SCHEDULE		OF SCHEDULE	RPI	RPI		RPI	RPI
DIV. I ONLY		2-8-0	.2 288	1-8-0	183		219	275	.3995 275		20	20
DIV. I NON-CONF.		2-7-0	.22222 282	1-7-0	160		220	260	.41411 261		20	20
TOTALS		RPI 1-25	RPI 26-50		W-L RECORDS		RPI 51-100		RPI 101-150		RPI 150+	
2-8-0		0-0-0	0-0-0		OVERALL		1-2-0		0-1-0		1-5-0	
1-4-0		0-0-0	0-0-0		HOME		0-1-0		0-1-0		1-2-0	
1-3-0		0-0-0	0-0-0		AWAY		1-1-0		0-0-0		0-2-0	
0-1-0		0-0-0	0-0-0		NEUTRAL		0-0-0		0-0-0		0-1-0	
2-7-0		0-0-0	0-0-0		NON-CONFERENCE		1-2-0		0-1-0		1-4-0	
1-4-0		0-0-0	0-0-0		HOME		0-1-0		0-1-0		1-2-0	
1-2-0		0-0-0	0-0-		AWAY		1-1-0		0-0-0		0-1-0	
0-1-0		0-0-0	0-0-0		NEUTRAL		0-0-0		0-0-0		0-1-0	
0-1-0		0-0-0	0-0-0		CONFERENCE		0-0-0		0-0-0		0-1-0	
0-0-0		0-0-0	0-0-0		HOME		0-0-0		0-0-0		0-0-0	
0-1-0		0-0-0	0-0-0		AWAY		0-0-0		0-0-0		0-1-0	
0-0-0		0-0-0	0-0-0		NEUTRAL		0-0-0		0-0-0		0-0-0	
RPI S	Opponent	Score	RPI S	Opponent	Score	RPI S	Opponent	Score	RPI S	Opponent	Score	
						75 H	Army	0 2	125 H	Sacred Heart	1 2	
						88 A	Fairfield	2 1	153 N	Delaware	0 3	
						92 A	James Madison	0 1	163 H	Long Island	1 2	
									180 A	Fordham	0 2	
									196 H	Rhode Island	0 1	
									205 A	Vermont	0 1	
									317 H	Iona	2 1	
LAST 10 GAMES												
			75 H	Army	0 2		205 A	Vermont	0 1			
			180 A	Fordham	0 2		88 A	Fairfield	2 1			
			163 H	Long Island	1 2		92 A	James Madison	0 1			
			125 H	Sacred Heart	1 2		153 N	Delaware	0 3			
			196 H	Rhode Island	0 1		317 H	Iona	2 1			

Non-Div. I Games:

Stony Brook

Average RPI Win: 249		WON-LOST RECORD		WINNING PCT. RANK		LAST 10 GAMES		STRENGTH OF SCHEDULE		OPP. STRENGTH OF SCHEDULE		TEAM RPI		ADJ RPI		CONF. RPI		ADJ CONF. RPI	
DIV. I ONLY		3-8-1		.29167 258		2-6-1		225		284		274		.39802 276		26		27	
DIV. I NON-CONF.		3-8-1		.29167 257		2-6-1		214		282		275		.39802 277		26		27	
TOTALS		RPI 1-25		RPI 26-50		W-L RECORDS		RPI 51-100		RPI 101-150		RPI 150+							
3-8-1		0-0-0		0-0-0		OVERALL		0-1-0		0-1-0		3-6-1							
2-2-0		0-0-0		0-0-0		HOME		0-1-0		0-0-0		2-1-0							
1-6-1		0-0-0		0-0-0		AWAY		0-0-0		0-1-0		1-5-1							
0-0-0		0-0-0		0-0-0		NEUTRAL		0-0-0		0-0-0		0-0-0							
3-8-1		0-0-0		0-0-0		NON-CONFERENCE		0-1-0		0-1-0		3-6-1							
2-2-0		0-0-0		0-0-0		HOME		0-1-0		0-0-0		2-1-0							
1-6-1		0-0-0		0-0-		AWAY		0-0-0		0-1-0		1-5-1							
0-0-0		0-0-0		0-0-0		NEUTRAL		0-0-0		0-0-0		0-0-0							
0-0-0		0-0-0		0-0-0		CONFERENCE		0-0-0		0-0-0		0-0-0							
0-0-0		0-0-0		0-0-0		HOME		0-0-0		0-0-0		0-0-0							
0-0-0		0-0-0		0-0-0		AWAY		0-0-0		0-0-0		0-0-0							
0-0-0		0-0-0		0-0-0		NEUTRAL		0-0-0		0-0-0		0-0-0							
RPI	S	Opponent		Score	RPI	S	Opponent		Score	RPI	S	Opponent		Score	RPI	S	Opponent		Score
										99	H	East Carolina		0 2					
															102	A	Navy		0 1
															171	A	Wofford		0 1
															175	A	Campbell		0 3
															177	A	Charleston So.		0 1
															191	A	Radford		0 2
															245	H	Winthrop		2 1
															247	H	High Point		2 1
															250	A	Temple		0 1
															255	A	Presbyterian		3 2
															269	H	UNC Wilmington		0 2
															309	A	S.C. Upstate		1 1
LAST 10 GAMES																			
					99	H	East Carolina		0 2				102	A	Navy		0 1		
					177	A	Charleston So.		0 1				250	A	Temple		0 1		
					171	A	Wofford		0 1				309	A	S.C. Upstate		1 1		
					255	A	Presbyterian		3 2				191	A	Radford		0 2		
					245	H	Winthrop		2 1				175	A	Campbell		0 3		

Non-Div. I Games:

Francis Marion

Average RPI Win:	269	WON-LOST RECORD	WINNING PCT. RANK	LAST 10 GAMES	STRENGTH OF SCHEDULE	OPP. STRENGTH OF SCHEDULE	TEAM RPI	ADJ RPI	CONF. RPI	ADJ CONF. RPI		
Average RPI Loss:	233											
DIV. I ONLY	3-3-1	.5	150	3-3-1	315	197	279	.39786	277	22	22	
DIV. I NON-CONF.	2-2-1	.5	148	2-2-1	301	179	249	.42469	244	22	22	
<hr/>												
TOTALS	RPI 1-25	RPI 26-50		W-L RECORDS		RPI 51-100		RPI 101-150		RPI 150+		
3-3-1	0-0-0	0-0-0		OVERALL		0-0-0		0-1-0		3-2-1		
1-3-0	0-0-0	0-0-0		HOME		0-0-0		0-1-0		1-2-0		
1-0-1	0-0-0	0-0-0		AWAY		0-0-0		0-0-0		1-0-1		
1-0-0	0-0-0	0-0-0		NEUTRAL		0-0-0		0-0-0		1-0-0		
<hr/>												
2-2-1	0-0-0	0-0-0		NON-CONFERENCE		0-0-0		0-1-0		2-1-1		
0-2-0	0-0-0	0-0-0		HOME		0-0-0		0-1-0		0-1-0		
1-0-1	0-0-0	0-0-		AWAY		0-0-0		0-0-0		1-0-1		
1-0-0	0-0-0	0-0-0		NEUTRAL		0-0-0		0-0-0		1-0-0		
<hr/>												
1-1-0	0-0-0	0-0-0		CONFERENCE		0-0-0		0-0-0		1-1-0		
1-1-0	0-0-0	0-0-0		HOME		0-0-0		0-0-0		1-1-0		
0-0-0	0-0-0	0-0-0		AWAY		0-0-0		0-0-0		0-0-0		
0-0-0	0-0-0	0-0-0		NEUTRAL		0-0-0		0-0-0		0-0-0		
<hr/>												
RPI	S	Opponent	Score	RPI	S	Opponent	Score	RPI	S	Opponent	Score	
								133	H	Western Ill.	1	2
								165	A	Saint Louis	0	0
								240	N	Youngstown St.	4	0
								266	H	Indiana St.	2	3
								281	A	UNI	2	1
								286	H	Tennessee Tech	3	1
								301	H	Jacksonville St.	0	1
<hr/>												
				LAST 10 GAMES								
165 A Saint Louis				0	0	286 H Tennessee Tech				3	1	
281 A UNI				2	1	301 H Jacksonville St.				0	1	
266 H Indiana St.				2	3							
133 H Western Ill.				1	2							
240 N Youngstown St.				4	0							

Non-Div. I Games:

SIU Edwardsville

Average RPI Win: 240		WON-LOST	WINNING	LAST 10	STRENGTH OF		OPP. STRENGTH	TEAM	ADJ		CONF.	ADJ CONF.						
Average RPI Loss: 183		RECORD	PCT. RANK	GAMES	SCHEDULE		OF SCHEDULE	RPI	RPI		RPI	RPI						
DIV. I ONLY		3-6-2	.36364	230	3-4-2		282	258	277	.39689	278	22	22					
DIV. I NON-CONF.		1-6-2	.22222	282	1-4-2		240	257	288	.37835	289	22	22					
TOTALS		RPI 1-25	RPI 26-50		W-L RECORDS		RPI 51-100		RPI 101-150		RPI 150+							
3-6-2		0-0-0	0-0-0		OVERALL		0-1-0		1-1-0		2-4-2							
3-2-0		0-0-0	0-0-0		HOME		0-0-0		1-0-0		2-2-0							
0-4-2		0-0-0	0-0-0		AWAY		0-1-0		0-1-0		0-2-2							
0-0-0		0-0-0	0-0-0		NEUTRAL		0-0-0		0-0-0		0-0-0							
1-6-2		0-0-0	0-0-0		NON-CONFERENCE		0-1-0		1-1-0		0-4-2							
1-2-0		0-0-0	0-0-0		HOME		0-0-0		1-0-0		0-2-0							
0-4-2		0-0-0	0-0-		AWAY		0-1-0		0-1-0		0-2-2							
0-0-0		0-0-0	0-0-0		NEUTRAL		0-0-0		0-0-0		0-0-0							
2-0-0		0-0-0	0-0-0		CONFERENCE		0-0-0		0-0-0		2-0-0							
2-0-0		0-0-0	0-0-0		HOME		0-0-0		0-0-0		2-0-0							
0-0-0		0-0-0	0-0-0		AWAY		0-0-0		0-0-0		0-0-0							
0-0-0		0-0-0	0-0-0		NEUTRAL		0-0-0		0-0-0		0-0-0							
RPI	S	Opponent	Score	RPI	S	Opponent	Score	RPI	S	Opponent	Score	RPI	S	Opponent	Score			
								69	A	Missouri	1	4		132	A	Akron	0	2
														133	H	Western Ill.	1	0
														176	A	Belmont	0	1
														185	H	Butler	2	3
														257	H	Valparaiso	0	2
														281	A	UNI	0	1
														285	A	IUPUI	2	2
														286	H	Tennessee Tech	2	0
														296	A	Northern Ill.	0	0
														301	H	Jacksonville St.	2	0
LAST 10 GAMES																		

Non-Div. I Games:

Eastern Ill.

Average RPI Win: 293		WON-LOST RECORD		WINNING PCT. RANK		LAST 10 GAMES		STRENGTH OF SCHEDULE		OPP. STRENGTH OF SCHEDULE		TEAM RPI		ADJ RPI		CONF. RPI		ADJ CONF. RPI	
DIV. I ONLY		4-6-1		.40909 204		4-5-1		302		238		281		.39377 279		17		17	
DIV. I NON-CONF.		4-6-1		.40909 202		4-5-1		298		232		280		.39377 279		17		17	
TOTALS		RPI 1-25		RPI 26-50		W-L RECORDS		RPI 51-100		RPI 101-150		RPI 150+							
4-6-1		0-0-0		0-0-0		OVERALL		0-1-1		0-1-0		4-4-0							
1-3-1		0-0-0		0-0-0		HOME		0-0-1		0-1-0		1-2-0							
1-1-0		0-0-0		0-0-0		AWAY		0-0-0		0-0-0		1-1-0							
2-2-0		0-0-0		0-0-0		NEUTRAL		0-1-0		0-0-0		2-1-0							
4-6-1		0-0-0		0-0-0		NON-CONFERENCE		0-1-1		0-1-0		4-4-0							
1-3-1		0-0-0		0-0-0		HOME		0-0-1		0-1-0		1-2-0							
1-1-0		0-0-0		0-0-		AWAY		0-0-0		0-0-0		1-1-0							
2-2-0		0-0-0		0-0-0		NEUTRAL		0-1-0		0-0-0		2-1-0							
0-0-0		0-0-0		0-0-0		CONFERENCE		0-0-0		0-0-0		0-0-0							
0-0-0		0-0-0		0-0-0		HOME		0-0-0		0-0-0		0-0-0							
0-0-0		0-0-0		0-0-0		AWAY		0-0-0		0-0-0		0-0-0							
0-0-0		0-0-0		0-0-0		NEUTRAL		0-0-0		0-0-0		0-0-0							
RPI	S	Opponent		Score		RPI	S	Opponent		Score		RPI	S	Opponent		Score			
								</											

Non-Div. I Games:

Boise St.

Average RPI Win:		264	WON-LOST RECORD		WINNING PCT. RANK	LAST 10 GAMES	STRENGTH OF SCHEDULE		OPP. STRENGTH OF SCHEDULE	TEAM RPI	ADJ RPI	CONF. RPI	ADJ CONF. RPI
Average RPI Loss:		142											
DIV. I ONLY			1-9-0		.1 305	1-9-0	127		228	280	.39281 280	18	19
DIV. I NON-CONF.			1-9-0		.1 305	1-9-0	121		227	279	.39281 280	18	19
TOTALS		RPI 1-25	RPI 26-50		W-L RECORDS		RPI 51-100		RPI 101-150		RPI 150+		
1-9-0	0-1-0		0-1-0		OVERALL		0-2-0		0-1-0		1-4-0		
1-3-0	0-1-0		0-0-0		HOME		0-1-0		0-1-0		1-0-0		
0-5-0	0-0-0		0-0-0		AWAY		0-1-0		0-0-0		0-4-0		
0-1-0	0-0-0		0-1-0		NEUTRAL		0-0-0		0-0-0		0-0-0		
1-9-0	0-1-0		0-1-0		NON-CONFERENCE		0-2-0		0-1-0		1-4-0		
1-3-0	0-1-0		0-0-0		HOME		0-1-0		0-1-0		1-0-0		
0-5-0	0-0-0		0-0-		AWAY		0-1-0		0-0-0		0-4-0		
0-1-0	0-0-0		0-1-0		NEUTRAL		0-0-0		0-0-0		0-0-0		
0-0-0	0-0-0		0-0-0		CONFERENCE		0-0-0		0-0-0		0-0-0		
0-0-0	0-0-0		0-0-0		HOME		0-0-0		0-0-0		0-0-0		
0-0-0	0-0-0		0-0-0		AWAY		0-0-0		0-0-0		0-0-0		
0-0-0	0-0-0		0-0-0		NEUTRAL		0-0-0		0-0-0		0-0-0		
RPI S	Opponent	Score	RPI S	Opponent	Score	RPI S	Opponent	Score	RPI S	Opponent	Score		
18 H	Santa Clara	1 2	43 N	UC Irvine	1 2	78 H	Cal Poly	0 2	138 H	UC Davis	2 5		
						84 A	St. Mary's (CA)	0 3	209 A	Pacific	0 2		
									226 A	UC Riverside	1 2		
									242 A	Sacramento St.	0 1		
									243 A	CSU Bakersfield	2 4		
									264 H	Portland St.	1 0		
LAST 10 GAMES													
			138 H	UC Davis	2 5	84 A	St. Mary's (CA)	0 3					
			78 H	Cal Poly	0 2	209 A	Pacific	0 2					
			226 A	UC Riverside	1 2	264 H	Portland St.	1 0					
			43 N	UC Irvine	1 2	242 A	Sacramento St.	0 1					
			18 H	Santa Clara	1 2	243 A	CSU Bakersfield	2 4					

Non-Div. I Games:

San Jose St.

Average RPI Win: 278		WON-LOST	WINNING	LAST 10	STRENGTH OF	OPP. STRENGTH	TEAM	ADJ	CONF.	ADJ CONF.		
Average RPI Loss: 199		RECORD	PCT. RANK	GAMES	SCHEDULE	OF SCHEDULE	RPI	RPI	RPI	RPI		
DIV. I ONLY		3-6-2	.36364	230	2-5-2	266	304	278	.39233	281	25	25
DIV. I NON-CONF.		3-5-2	.4	205	2-4-2	269	307	276	.39763	278	25	25
<hr/>												
TOTALS		RPI 1-25	RPI 26-50		W-L RECORDS	RPI 51-100		RPI 101-150		RPI 150+		
3-6-2	0-0-0		0-1-0		OVERALL	0-0-0		0-1-0		3-4-2		
2-2-1	0-0-0		0-0-0		HOME	0-0-0		0-1-0		2-1-1		
1-3-1	0-0-0		0-1-0		AWAY	0-0-0		0-0-0		1-2-1		
0-1-0	0-0-0		0-0-0		NEUTRAL	0-0-0		0-0-0		0-1-0		
<hr/>												
3-5-2	0-0-0		0-1-0		NON-CONFERENCE	0-0-0		0-1-0		3-3-2		
2-2-1	0-0-0		0-0-0		HOME	0-0-0		0-1-0		2-1-1		
1-2-1	0-0-0		0-0-		AWAY	0-0-0		0-0-0		1-1-1		
0-1-0	0-0-0		0-0-0		NEUTRAL	0-0-0		0-0-0		0-1-0		
<hr/>												
0-1-0	0-0-0		0-0-0		CONFERENCE	0-0-0		0-0-0		0-1-0		
0-0-0	0-0-0		0-0-0		HOME	0-0-0		0-0-0		0-0-0		
0-1-0	0-0-0		0-0-0		AWAY	0-0-0		0-0-0		0-1-0		
0-0-0	0-0-0		0-0-0		NEUTRAL	0-0-0		0-0-0		0-0-0		
<hr/>												
RPI	S	Opponent	Score	RPI	S	Opponent	Score	RPI	S	Opponent	Score	
				49	A	Iowa	0 2					
				140	H	North Dakota St.	0 1					
				182	A	Creighton	0 1					
				224	H	South Dakota St.	2 2					
				244	A	Loyola (IL)	0 4					
				258	H	Green Bay	1 0					
				277	H	SIU Edwardsville	1 2					
				278	H	Eastern Ill.	1 0					
				296	A	Northern Ill.	1 1					
				297	A	Northern Ariz.	3 2					
302	N	Southern Utah	1 2									
<hr/>												
LAST 10 GAMES												
296	A	Northern Ill.	1 1	182	A	Creighton	0 1					
244	A	Loyola (IL)	0 4	224	H	South Dakota St.	2 2					
297	A	Northern Ariz.	3 2	49	A	Iowa	0 2					
302	N	Southern Utah	1 2	258	H	Green Bay	1 0					
140	H	North Dakota St.	0 1	277	H	SIU Edwardsville	1 2					

Non-Div. I Games:

UNI

Average RPI Win: 292		WON-LOST RECORD		WINNING PCT. RANK		LAST 10 GAMES		STRENGTH OF SCHEDULE		OPP. STRENGTH OF SCHEDULE		TEAM RPI		ADJ RPI		CONF. RPI		ADJ CONF. RPI	
DIV. I ONLY		3-5-2		.4 211		3-5-2		296		269		282		.39024 282		31		31	
DIV. I NON-CONF.		3-5-2		.4 205		3-5-2		292		265		281		.39024 281		31		31	
TOTALS		RPI 1-25		RPI 26-50		W-L RECORDS		RPI 51-100		RPI 101-150		RPI 150+							
3-5-2		0-0-0		0-1-0		OVERALL		0-0-0		0-1-1		3-3-1							
2-1-0		0-0-0		0-0-0		HOME		0-0-0		0-0-0		2-1-0							
1-3-2		0-0-0		0-1-0		AWAY		0-0-0		0-0-1		1-2-1							
0-1-0		0-0-0		0-0-0		NEUTRAL		0-0-0		0-1-0		0-0-0							
3-5-2		0-0-0		0-1-0		NON-CONFERENCE		0-0-0		0-1-1		3-3-1							
2-1-0		0-0-0		0-0-0		HOME		0-0-0		0-0-0		2-1-0							
1-3-2		0-0-0		0-0-		AWAY		0-0-0		0-0-1		1-2-1							
0-1-0		0-0-0		0-0-0		NEUTRAL		0-0-0		0-1-0		0-0-0							
0-0-0		0-0-0		0-0-0		CONFERENCE		0-0-0		0-0-0		0-0-0							
0-0-0		0-0-0		0-0-0		HOME		0-0-0		0-0-0		0-0-0							
0-0-0		0-0-0		0-0-0		AWAY		0-0-0		0-0-0		0-0-0							
0-0-0		0-0-0		0-0-0		NEUTRAL		0-0-0		0-0-0		0-0-0							
RPI	S	Opponent		Score		RPI	S	Opponent		Score		RPI	S	Opponent		Score			
				27	A	Marquette		0	9			117	N	Western Mich.		0	3		
												140	A	North Dakota St.		2	2		
												224	A	South Dakota St.		1	5		
												258	A	Green Bay		1	3		
												266	H	Montana		2	1		
												289	H	Neb. Omaha		1	2		
												296	A	Northern Ill.		2	0		
												313	A	South Dakota		0	0		
												313	H	South Dakota		3	2		
LAST 10 GAMES																			
		27	A	Marquette		0	9	140	A	North Dakota St.		2	2						
		258	A	Green Bay		1	3	266	H	Montana		2	1						
		296	A	Northern Ill.		2	0	289	H	Neb. Omaha		1	2						
		117	N	Western Mich.		0	3	224	A	South Dakota St.		1	5						
		313	H	South Dakota		3	2	313	A	South Dakota		0	0						

Non-Div. I Games:

North Dakota

Average RPI Win: 0		WON-LOST RECORD		WINNING PCT. RANK		LAST 10 GAMES		STRENGTH OF SCHEDULE		OPP. STRENGTH OF SCHEDULE		TEAM RPI		ADJ RPI		CONF. RPI		ADJ CONF. RPI	
Average RPI Loss: 228																			
DIV. I ONLY		0-4-0		0 313		0-4-0		13		322		284		.38909 283		32		32	
DIV. I NON-CONF.		0-4-0		0 313		0-4-0		14		322		283		.38909 282		32		32	
TOTALS		RPI 1-25		RPI 26-50		W-L RECORDS		RPI 51-100		RPI 101-150		RPI 150+							
0-4-0		0-0-0		0-0-0		OVERALL		0-0-0		0-1-0		0-3-0							
0-0-0		0-0-0		0-0-0		HOME		0-0-0		0-0-0		0-0-0							
0-3-0		0-0-0		0-0-0		AWAY		0-0-0		0-0-0		0-3-0							
0-1-0		0-0-0		0-0-0		NEUTRAL		0-0-0		0-1-0		0-0-0							
0-4-0		0-0-0		0-0-0		NON-CONFERENCE		0-0-0		0-1-0		0-3-0							
0-0-0		0-0-0		0-0-0		HOME		0-0-0		0-0-0		0-0-0							
0-3-0		0-0-0		0-0-		AWAY		0-0-0		0-0-0		0-3-0							
0-1-0		0-0-0		0-0-0		NEUTRAL		0-0-0		0-1-0		0-0-0							
0-0-0		0-0-0		0-0-0		CONFERENCE		0-0-0		0-0-0		0-0-0							
0-0-0		0-0-0		0-0-0		HOME		0-0-0		0-0-0		0-0-0							
0-0-0		0-0-0		0-0-0		AWAY		0-0-0		0-0-0		0-0-0							
0-0-0		0-0-0		0-0-0		NEUTRAL		0-0-0		0-0-0		0-0-0							
RPI	S	Opponent		Score	RPI	S	Opponent		Score	RPI	S	Opponent		Score					
										135	N	South Ala.		0 3					
										200	A	Troy		0 7					
										263	A	Southeastern La.		0 6					
										314	A	Central Ark.		1 4					
LAST 10 GAMES																			
					314 A Central Ark.					1 4									
					200 A Troy					0 7									
					135 N South Ala.					0 3									
					263 A Southeastern La.					0 6									

Non-Div. I Games: Millsaps 3 0 Delta St. 2 0

Alcorn St.

Average RPI Win: 300		WON-LOST RECORD	WINNING PCT. RANK	LAST 10 GAMES	STRENGTH OF SCHEDULE	OPP. STRENGTH OF SCHEDULE	TEAM RPI	ADJ RPI		CONF. RPI	ADJ CONF. RPI	
Average RPI Loss: 189												
DIV. I ONLY		1-8-1	.15 300	1-8-1	139	307	283	.38519	284	31	31	
DIV. I NON-CONF.		1-8-1	.15 298	1-8-1	132	305	282	.38519	284	31	31	
<hr/>												
TOTALS		RPI 1-25		RPI 26-50		W-L RECORDS		RPI 51-100		RPI 101-150		RPI 150+
1-8-1		0-0-0		0-0-0		OVERALL		0-1-0		0-2-0		1-5-1
0-3-1		0-0-0		0-0-0		HOME		0-0-0		0-1-0		0-2-1
1-5-0		0-0-0		0-0-0		AWAY		0-1-0		0-1-0		1-3-0
0-0-0		0-0-0		0-0-0		NEUTRAL		0-0-0		0-0-0		0-0-0
1-8-1		0-0-0		0-0-0		NON-CONFERENCE		0-1-0		0-2-0		1-5-1
0-3-1		0-0-0		0-0-0		HOME		0-0-0		0-1-0		0-2-1
1-5-0		0-0-0		0-0-		AWAY		0-1-0		0-1-0		1-3-0
0-0-0		0-0-0		0-0-0		NEUTRAL		0-0-0		0-0-0		0-0-0
0-0-0		0-0-0		0-0-0		CONFERENCE		0-0-0		0-0-0		0-0-0
0-0-0		0-0-0		0-0-0		HOME		0-0-0		0-0-0		0-0-0
0-0-0		0-0-0		0-0-0		AWAY		0-0-0		0-0-0		0-0-0
0-0-0		0-0-0		0-0-0		NEUTRAL		0-0-0		0-0-0		0-0-0
RPI	S	Opponent	Score	RPI	S	Opponent	Score	RPI	S	Opponent	Score	

Non-Div. I Games:

Howard

Average RPI Win:	319	WON-LOST	WINNING	LAST 10	STRENGTH OF	OPP. STRENGTH	TEAM	ADJ	CONF.	ADJ CONF.		
Average RPI Loss:	160	RECORD	PCT. RANK	GAMES	SCHEDULE	OF SCHEDULE	RPI	RPI	RPI	RPI		
DIV. I ONLY		1-6-3	.25	268	1-6-3	228	293	286	.38342	285	28	28
DIV. I NON-CONF.		1-6-3	.25	270	1-6-3	221	295	286	.38342	285	28	28
<hr/>												
TOTALS	RPI 1-25	RPI 26-50		W-L RECORDS		RPI 51-100		RPI 101-150		RPI 150+		
1-6-3	0-0-0	0-0-0		OVERALL		0-0-0		0-2-0		1-4-3		
1-1-2	0-0-0	0-0-0		HOME		0-0-0		0-0-0		1-1-2		
0-4-0	0-0-0	0-0-0		AWAY		0-0-0		0-2-0		0-2-0		
0-1-1	0-0-0	0-0-0		NEUTRAL		0-0-0		0-0-0		0-1-1		
<hr/>												
1-6-3	0-0-0	0-0-0		NON-CONFERENCE		0-0-0		0-2-0		1-4-3		
1-1-2	0-0-0	0-0-0		HOME		0-0-0		0-0-0		1-1-2		
0-4-0	0-0-0	0-0-		AWAY		0-0-0		0-2-0		0-2-0		
0-1-1	0-0-0	0-0-0		NEUTRAL		0-0-0		0-0-0		0-1-1		
<hr/>												
0-0-0	0-0-0	0-0-0		CONFERENCE		0-0-0		0-0-0		0-0-0		
0-0-0	0-0-0	0-0-0		HOME		0-0-0		0-0-0		0-0-0		
0-0-0	0-0-0	0-0-0		AWAY		0-0-0		0-0-0		0-0-0		
0-0-0	0-0-0	0-0-0		NEUTRAL		0-0-0		0-0-0		0-0-0		
<hr/>												
RPI	S	Opponent	Score	RPI	S	Opponent	Score	RPI	S	Opponent	Score	
								101	A	Kent St.	0	4
								106	A	Miami (OH)	0	4
								152	A	Cleveland St.	2	3
								158	H	Detroit	1	5
								175	N	Campbell	1	2
								257	H	Valparaiso	1	1
								266	A	Indiana St.	1	2
								278	H	Eastern Ill.	2	2
								288	N	Air Force	2	2
								319	H	Eastern Mich.	2	1
<hr/>												
LAST 10 GAMES												
288	N	Air Force	2	2	175	N	Campbell	1	2			
152	A	Cleveland St.	2	3	319	H	Eastern Mich.	2	1			
101	A	Kent St.	0	4	158	H	Detroit	1	5			
257	H	Valparaiso	1	1	266	A	Indiana St.	1	2			
278	H	Eastern Ill.	2	2	106	A	Miami (OH)	0	4			

Non-Div. I Games:

IUPUI

Average RPI Win: 263		WON-LOST RECORD		WINNING PCT. RANK		LAST 10 GAMES		STRENGTH OF SCHEDULE		OPP. STRENGTH OF SCHEDULE		TEAM RPI		ADJ RPI		CONF. RPI		ADJ CONF. RPI	
DIV. I ONLY		3-8-1		.29167 258		2-6-1		244		306		285		.38081 286		22		22	
DIV. I NON-CONF.		3-6-1		.35 234		2-4-1		208		296		258		.4102 267		22		22	
TOTALS		RPI 1-25		RPI 26-50		W-L RECORDS		RPI 51-100		RPI 101-150		RPI 150+							
3-8-1		0-0-0		0-0-0		OVERALL		0-0-0		0-0-0		3-8-1							
1-2-0		0-0-0		0-0-0		HOME		0-0-0		0-0-0		1-2-0							
2-5-0		0-0-0		0-0-0		AWAY		0-0-0		0-0-0		2-5-0							
0-1-1		0-0-0		0-0-0		NEUTRAL		0-0-0		0-0-0		0-1-1							
3-6-1		0-0-0		0-0-0		NON-CONFERENCE		0-0-0		0-0-0		3-6-1							
1-2-0		0-0-0		0-0-0		HOME		0-0-0		0-0-0		1-2-0							
2-3-0		0-0-0		0-0-		AWAY		0-0-0		0-0-0		2-3-0							
0-1-1		0-0-0		0-0-0		NEUTRAL		0-0-0		0-0-0		0-1-1							
0-2-0		0-0-0		0-0-0		CONFERENCE		0-0-0		0-0-0		0-2-0							
0-0-0		0-0-0		0-0-0		HOME		0-0-0		0-0-0		0-0-0							
0-2-0		0-0-0		0-0-0		AWAY		0-0-0		0-0-0		0-2-0							
0-0-0		0-0-0		0-0-0		NEUTRAL		0-0-0		0-0-0		0-0-0							
RPI	S	Opponent		Score	RPI	S	Opponent		Score	RPI	S	Opponent		Score					
										155	N	Louisiana Tech		0 0					
										173	A	Middle Tenn.		0 2					
										176	H	Belmont		1 3					
										186	A	East Tenn. St.		2 1					
										191	A	Radford		1 3					
										201	N	New Mexico St.		0 1					
										241	A	Longwood		1 2					
										271	H	Chattanooga		1 2					
										277	A	SIU Edwardsville		1 3					
										278	A	Eastern Ill.		0 2					
										291	H	Lipscomb		2 1					
										312	A	UNC Asheville		4 1					
LAST 10 GAMES																			
										278	A	Eastern Ill.		0 2					
										291	H	Lipscomb		2 1					
										173	A	Middle Tenn.		0 2					
										191	A	Radford		1 3					
										241	A	Longwood		1 2					
										186	A	East Tenn. St.		2 1					

Non-Div. I Games:

Tennessee Tech

Average RPI Win: 314		WON-LOST	WINNING		LAST 10	STRENGTH OF		OPP. STRENGTH	TEAM	ADJ		CONF.	ADJ CONF.	
Average RPI Loss: 191		RECORD	PCT. RANK		GAMES	SCHEDULE		OF SCHEDULE	RPI	RPI		RPI	RPI	
DIV. I ONLY		1-4-1	.25	268	1-4-1	243		300	289	.38026	287	32	32	
DIV. I NON-CONF.		1-4-1	.25	270	1-4-1	235		302	290	.38026	288	32	32	
TOTALS		RPI 1-25		RPI 26-50		W-L RECORDS		RPI 51-100		RPI 101-150		RPI 150+		
1-4-1		0-0-0		0-0-0		OVERALL		0-0-0		0-1-0		1-3-1		
1-0-0		0-0-0		0-0-0		HOME		0-0-0		0-0-0		1-0-0		
0-3-1		0-0-0		0-0-0		AWAY		0-0-0		0-1-0		0-2-1		
0-1-0		0-0-0		0-0-0		NEUTRAL		0-0-0		0-0-0		0-1-0		
1-4-1		0-0-0		0-0-0		NON-CONFERENCE		0-0-0		0-1-0		1-3-1		
1-0-0		0-0-0		0-0-0		HOME		0-0-0		0-0-0		1-0-0		
0-3-1		0-0-0		0-0-		AWAY		0-0-0		0-1-0		0-2-1		
0-1-0		0-0-0		0-0-0		NEUTRAL		0-0-0		0-0-0		0-1-0		
0-0-0		0-0-0		0-0-0		CONFERENCE		0-0-0		0-0-0		0-0-0		
0-0-0		0-0-0		0-0-0		HOME		0-0-0		0-0-0		0-0-0		
0-0-0		0-0-0		0-0-0		AWAY		0-0-0		0-0-0		0-0-0		
0-0-0		0-0-0		0-0-0		NEUTRAL		0-0-0		0-0-0		0-0-0		
RPI	S	Opponent		Score	RPI	S	Opponent		Score	RPI	S	Opponent		Score
										112	A	UALR		0 2
										161	A	UT Martin		1 5
										239	N	Southern Miss.		1 2
										252	A	Mississippi St.		0 1
										262	A	Arkansas St.		4 4
										314	H	Central Ark.		1 0
LAST 10 GAMES														
										262	A	Arkansas St.		4 4
										239	N	Southern Miss.		1 2
										252	A	Mississippi St.		0 1
										112	A	UALR		0 2
										161	A	UT Martin		1 5

Non-Div. I Games:

Central Baptist

4 0

Ozarks (AR)

5 1

Harding

4 1

Ark.-Pine Bluff

Average RPI Win:	287	WON-LOST	WINNING	LAST 10	STRENGTH OF	OPP. STRENGTH	TEAM	ADJ	CONF.	ADJ CONF.									
Average RPI Loss:	149	RECORD	PCT. RANK	GAMES	SCHEDULE	OF SCHEDULE	RPI	RPI	RPI	RPI									
DIV. I ONLY	2-5-2	.33333	241	2-5-2	301	220	291	.37825	288	17	17								
DIV. I NON-CONF.	2-5-2	.33333	238	2-5-2	295	219	292	.37825	290	17	17								
<hr/>																			
TOTALS	RPI 1-25	RPI 26-50		W-L RECORDS		RPI 51-100		RPI 101-150		RPI 150+									
2-5-2	0-0-0	0-0-0		OVERALL		0-1-0		0-1-0		2-3-2									
1-4-0	0-0-0	0-0-0		HOME		0-1-0		0-1-0		1-2-0									
0-0-1	0-0-0	0-0-0		AWAY		0-0-0		0-0-0		0-0-1									
1-1-1	0-0-0	0-0-0		NEUTRAL		0-0-0		0-0-0		1-1-1									
<hr/>																			
2-5-2	0-0-0	0-0-0		NON-CONFERENCE		0-1-0		0-1-0		2-3-2									
1-4-0	0-0-0	0-0-0		HOME		0-1-0		0-1-0		1-2-0									
0-0-1	0-0-0	0-0-		AWAY		0-0-0		0-0-0		0-0-1									
1-1-1	0-0-0	0-0-0		NEUTRAL		0-0-0		0-0-0		1-1-1									
<hr/>																			
0-0-0	0-0-0	0-0-0		CONFERENCE		0-0-0		0-0-0		0-0-0									
0-0-0	0-0-0	0-0-0		HOME		0-0-0		0-0-0		0-0-0									
0-0-0	0-0-0	0-0-0		AWAY		0-0-0		0-0-0		0-0-0									
0-0-0	0-0-0	0-0-0		NEUTRAL		0-0-0		0-0-0		0-0-0									
<hr/>																			
RPI	S	Opponent	Score	RPI	S	Opponent	Score	RPI	S	Opponent	Score								
								67	H	Fresno St.	0	2							
								114	H	Arkansas	1	2							
								152	H	Cleveland St.	0	2							
								193	H	Northern Colo.	0	1							
								219	N	Gonzaga	1	2							
								253	H	Weber St.	1	0							
								257	A	Valparaiso	0	0							
								285	N	IUPUI	2	2							
								320	N	Eastern Wash.	3	2							
								<hr/>											
								LAST 10 GAMES											
								253	H	Weber St.	1	0	257	A	Valparaiso	0	0		
								193	H	Northern Colo.	0	1	285	N	IUPUI	2	2		
								320	N	Eastern Wash.	3	2	67	H	Fresno St.	0	2		
								219	N	Gonzaga	1	2	114	H	Arkansas	1	2		
													152	H	Cleveland St.	0	2		

Non-Div. I Games: Colorado St.-Pueblo 4 0 Colorado Mines 4 1

Air Force

Average RPI Win:	298	WON-LOST	WINNING	LAST 10	STRENGTH OF	OPP. STRENGTH	TEAM	ADJ	CONF.	ADJ CONF.		
Average RPI Loss:	220	RECORD	PCT. RANK	GAMES	SCHEDULE	OF SCHEDULE	RPI	RPI	RPI	RPI		
DIV. I ONLY		2-3-0	.4	211	2-3-0	303	297	288	.37727	289	26	27
DIV. I NON-CONF.		2-3-0	.4	205	2-3-0	299	300	289	.37727	291	26	27
<hr/>												
TOTALS		RPI 1-25		RPI 26-50		W-L RECORDS		RPI 51-100		RPI 101-150		RPI 150+
2-3-0		0-0-0		0-0-0		OVERALL		0-0-0		0-1-0		2-2-0
0-0-0		0-0-0		0-0-0		HOME		0-0-0		0-0-0		0-0-0
2-3-0		0-0-0		0-0-0		AWAY		0-0-0		0-1-0		2-2-0
0-0-0		0-0-0		0-0-0		NEUTRAL		0-0-0		0-0-0		0-0-0
<hr/>												
2-3-0		0-0-0		0-0-0		NON-CONFERENCE		0-0-0		0-1-0		2-2-0
0-0-0		0-0-0		0-0-0		HOME		0-0-0		0-0-0		0-0-0
2-3-0		0-0-0		0-0-		AWAY		0-0-0		0-1-0		2-2-0
0-0-0		0-0-0		0-0-0		NEUTRAL		0-0-0		0-0-0		0-0-0
<hr/>												
0-0-0		0-0-0		0-0-0		CONFERENCE		0-0-0		0-0-0		0-0-0
0-0-0		0-0-0		0-0-0		HOME		0-0-0		0-0-0		0-0-0
0-0-0		0-0-0		0-0-0		AWAY		0-0-0		0-0-0		0-0-0
0-0-0		0-0-0		0-0-0		NEUTRAL		0-0-0		0-0-0		0-0-0
<hr/>												
RPI	S	Opponent	Score	RPI	S	Opponent	Score	RPI	S	Opponent	Score	
										140 A	North Dakota St.	1 3
										258 A	Green Bay	0 2
										261 A	UMKC	1 2
										282 A	North Dakota	2 1
										313 A	South Dakota	3 2
<hr/>												
LAST 10 GAMES												
		261 A	UMKC	1	2		140 A	North Dakota St.	1	3		
							282 A	North Dakota	2	1		
							313 A	South Dakota	3	2		
							258 A	Green Bay	0	2		
<hr/>												
Non-Div. I Games:		Seattle Pacific	0	5	Saint Martin's	1	1	Midwestern St.	0	0	Central Okla.	2 0
												Neb. Omaha

Average RPI Win: 305		WON-LOST	WINNING	LAST 10	STRENGTH OF		OPP. STRENGTH	TEAM	ADJ		CONF.	ADJ CONF.				
Average RPI Loss: 209		RECORD	PCT. RANK	GAMES	SCHEDULE		OF SCHEDULE	RPI	RPI		RPI	RPI				
DIV. I ONLY		2-3-3	.4375	197	2-3-3		312	261	292	.37686	290	29	29			
DIV. I NON-CONF.		2-3-3	.4375	193	2-3-3		312	258	293	.37686	292	29	29			
TOTALS		RPI 1-25	RPI 26-50		W-L RECORDS		RPI 51-100		RPI 101-150		RPI 150+					
2-3-3		0-0-0	0-0-0		OVERALL		0-0-0		0-0-0		2-3-3					
2-1-1		0-0-0	0-0-0		HOME		0-0-0		0-0-0		2-1-1					
0-2-2		0-0-0	0-0-0		AWAY		0-0-0		0-0-0		0-2-2					
0-0-0		0-0-0	0-0-0		NEUTRAL		0-0-0		0-0-0		0-0-0					
2-3-3		0-0-0	0-0-0		NON-CONFERENCE		0-0-0		0-0-0		2-3-3					
2-1-1		0-0-0	0-0-0		HOME		0-0-0		0-0-0		2-1-1					
0-2-2		0-0-0	0-0-		AWAY		0-0-0		0-0-0		0-2-2					
0-0-0		0-0-0	0-0-0		NEUTRAL		0-0-0		0-0-0		0-0-0					
0-0-0		0-0-0	0-0-0		CONFERENCE		0-0-0		0-0-0		0-0-0					
0-0-0		0-0-0	0-0-0		HOME		0-0-0		0-0-0		0-0-0					
0-0-0		0-0-0	0-0-0		AWAY		0-0-0		0-0-0		0-0-0					
0-0-0		0-0-0	0-0-0		NEUTRAL		0-0-0		0-0-0		0-0-0					
RPI	S	Opponent	Score	RPI	S	Opponent	Score	RPI	S	Opponent	Score	RPI	S	Opponent	Score	
										162	A	Morehead St.	0	3		
										216	A	Eastern Ky.	1	1		
										220	H	George Washington	1	2		
										246	A	Georgia St.	2	4		
										251	H	Stetson	0	0		
										271	A	Chattanooga	3	3		
										301	H	Jacksonville St.	3	1		
										309	H	S.C. Upstate	3	0		
LAST 10 GAMES																
						220	H	George Washington	1	2		246	A	Georgia St.	2	4
						251	H	Stetson	0	0		271	A	Chattanooga	3	3
						301	H	Jacksonville St.	3	1		309	H	S.C. Upstate	3	0
						216	A	Eastern Ky.	1	1						
						162	A	Morehead St.	0	3						

Non-Div. I Games:

Gardner-Webb

L
i
p
s
c
o
m
b

Lipscomb

Average RPI Win: 316		WON-LOST RECORD	WINNING PCT. RANK		LAST 10 GAMES	STRENGTH OF SCHEDULE	OPP. STRENGTH OF SCHEDULE	TEAM RPI	ADJ RPI	CONF. RPI	ADJ CONF. RPI						
Average RPI Loss: 151																	
DIV. I ONLY		3-5-1	.38889	221	3-5-1	310	202	296	.37471	292	27	26					
DIV. I NON-CONF.		3-5-1	.38889	211	3-5-1	310	198	295	.37471	293	27	26					
<hr/>																	
TOTALS		RPI 1-25		RPI 26-50		W-L RECORDS		RPI 51-100		RPI 101-150		RPI 150+					
3-5-1		0-1-0		0-0-0		OVERALL		0-1-0		0-0-0		3-3-1					
3-0-0		0-0-0		0-0-0		HOME		0-0-0		0-0-0		3-0-0					
0-4-0		0-1-0		0-0-0		AWAY		0-1-0		0-0-0		0-2-0					
0-1-1		0-0-0		0-0-0		NEUTRAL		0-0-0		0-0-0		0-1-1					
3-5-1		0-1-0		0-0-0		NON-CONFERENCE		0-1-0		0-0-0		3-3-1					
3-0-0		0-0-0		0-0-0		HOME		0-0-0		0-0-0		3-0-0					
0-4-0		0-1-0		0-0-		AWAY		0-1-0		0-0-0		0-2-0					
0-1-1		0-0-0		0-0-0		NEUTRAL		0-0-0		0-0-0		0-1-1					
0-0-0		0-0-0		0-0-0		CONFERENCE		0-0-0		0-0-0		0-0-0					
0-0-0		0-0-0		0-0-0		HOME		0-0-0		0-0-0		0-0-0					
0-0-0		0-0-0		0-0-0		AWAY		0-0-0		0-0-0		0-0-0					
0-0-0		0-0-0		0-0-0		NEUTRAL		0-0-0		0-0-0		0-0-0					
RPI	S	Opponent		Score		RPI	S	Opponent		Score		RPI	S	Opponent		Score	
14	A	Pepperdine		0 6								202	N	Ball St.		1 5	
												226	A	UC Riverside		0 1	
												233	A	Houston Baptist		0 3	
												260	N	Evansville		2 2	
												310	H	Southern U.		4 0	
												318	H	Grambling		7 0	
												321	H	Texas Southern		11 0	
<hr/>																	
LAST 10 GAMES																	
310	H	Southern U.			4 0	226	A	UC Riverside			0 1						
202	N	Ball St.			1 5	14	A	Pepperdine			0 6						
260	N	Evansville			2 2	321	H	Texas Southern			11 0						
233	A	Houston Baptist			0 3	82	A	TCU			0 2						
318	H	Grambling			7 0												

Non-Div. I Games:

Lamar

Average RPI Win:	228	WON-LOST	WINNING	LAST 10	STRENGTH OF	OPP. STRENGTH	TEAM	ADJ	CONF.	ADJ CONF.	
Average RPI Loss:	203	RECORD	PCT. RANK	GAMES	SCHEDULE	OF SCHEDULE	RPI	RPI	RPI	RPI	
DIV. I ONLY	2-7-0	.22222	281	2-7-0	252	265	294	.37457	293	24	24
DIV. I NON-CONF.	2-7-0	.22222	282	2-7-0	244	262	294	.37457	294	24	24
<hr/>											
TOTALS	RPI 1-25	RPI 26-50		W-L RECORDS		RPI 51-100		RPI 101-150		RPI 150+	
2-7-0	0-0-0	0-0-0		OVERALL		0-1-0		0-1-0		2-5-0	
1-3-0	0-0-0	0-0-0		HOME		0-1-0		0-1-0		1-1-0	
1-4-0	0-0-0	0-0-0		AWAY		0-0-0		0-0-0		1-4-0	
0-0-0	0-0-0	0-0-0		NEUTRAL		0-0-0		0-0-0		0-0-0	
2-7-0	0-0-0	0-0-0		NON-CONFERENCE		0-1-0		0-1-0		2-5-0	
1-3-0	0-0-0	0-0-0		HOME		0-1-0		0-1-0		1-1-0	
1-4-0	0-0-0	0-0-		AWAY		0-0-0		0-0-0		1-4-0	
0-0-0	0-0-0	0-0-0		NEUTRAL		0-0-0		0-0-0		0-0-0	
0-0-0	0-0-0	0-0-0		CONFERENCE		0-0-0		0-0-0		0-0-0	
0-0-0	0-0-0	0-0-0		HOME		0-0-0		0-0-0		0-0-0	
0-0-0	0-0-0	0-0-0		AWAY		0-0-0		0-0-0		0-0-0	
0-0-0	0-0-0	0-0-0		NEUTRAL		0-0-0		0-0-0		0-0-0	
RPI	S	Opponent	Score	RPI	S	Opponent	Score	RPI	S	Opponent	Score
				86 H Buffalo 0 2				127 H St. Bonaventure 0 2			
								190 A Toledo 2 5			
								206 A Bowling Green 2 1			
								230 A Saint Francis (PA) 0 2			
								249 A Cornell 0 2			
								250 H Temple 1 0			
								270 H IPFW 2 3			
								272 A Robert Morris 1 5			
LAST 10 GAMES											
270 H IPFW 2 3				249 A Cornell 0 2							
206 A Bowling Green 2 1				127 H St. Bonaventure 0 2							
190 A Toledo 2 5				86 H Buffalo 0 2							
230 A Saint Francis (PA) 0 2				250 H Temple 1 0							
272 A Robert Morris 1 5											

Non-Div. I Games:

Niagara

Average RPI Win:	316	WON-LOST	WINNING	LAST 10	STRENGTH OF	OPP. STRENGTH	TEAM	ADJ	CONF.	ADJ CONF.		
Average RPI Loss:	196	RECORD	PCT. RANK	GAMES	SCHEDULE	OF SCHEDULE	RPI	RPI	RPI	RPI		
DIV. I ONLY	2-6-1	.27778	260	2-6-1	249	312	293	.37382	294	19	18	
DIV. I NON-CONF.	2-4-1	.35714	229	2-4-1	303	311	302	.35725	301	19	18	
<hr/>												
TOTALS	RPI 1-25	RPI 26-50		W-L RECORDS		RPI 51-100		RPI 101-150		RPI 150+		
2-6-1	0-0-0	0-0-0		OVERALL		0-0-0		0-0-0		2-6-1		
1-1-0	0-0-0	0-0-0		HOME		0-0-0		0-0-0		1-1-0		
1-5-1	0-0-0	0-0-0		AWAY		0-0-0		0-0-0		1-5-1		
0-0-0	0-0-0	0-0-0		NEUTRAL		0-0-0		0-0-0		0-0-0		
<hr/>												
2-4-1	0-0-0	0-0-0		NON-CONFERENCE		0-0-0		0-0-0		2-4-1		
1-1-0	0-0-0	0-0-0		HOME		0-0-0		0-0-0		1-1-0		
1-3-1	0-0-0	0-0-		AWAY		0-0-0		0-0-0		1-3-1		
0-0-0	0-0-0	0-0-0		NEUTRAL		0-0-0		0-0-0		0-0-0		
<hr/>												
0-2-0	0-0-0	0-0-0		CONFERENCE		0-0-0		0-0-0		0-2-0		
0-0-0	0-0-0	0-0-0		HOME		0-0-0		0-0-0		0-0-0		
0-2-0	0-0-0	0-0-0		AWAY		0-0-0		0-0-0		0-2-0		
0-0-0	0-0-0	0-0-0		NEUTRAL		0-0-0		0-0-0		0-0-0		
<hr/>												
RPI	S	Opponent	Score	RPI	S	Opponent	Score	RPI	S	Opponent	Score	
								167	A	Furman	1	4
								168	H	Mercer	0	2
								171	A	Wofford	1	2
								177	A	Charleston So.	1	2
								245	A	Winthrop	1	3
								246	A	Georgia St.	1	2
								299	A	Coastal Caro.	1	1
								309	H	S.C. Upstate	2	0
								322	A	South Carolina St.	3	0
								<hr/>				
LAST 10 GAMES												
322	A	South Carolina St.	3	0	167	A	Furman	1	4			
299	A	Coastal Caro.	1	1	171	A	Wofford	1	2			
168	H	Mercer	0	2	309	H	S.C. Upstate	2	0			
245	A	Winthrop	1	3	177	A	Charleston So.	1	2			
				246				A	Georgia St.	1	2	

Non-Div. I Games:

Ga. Southern

Average RPI Win:	194	WON-LOST	WINNING	LAST 10	STRENGTH OF	OPP. STRENGTH	TEAM	ADJ	CONF.	ADJ CONF.	
Average RPI Loss:	176	RECORD	PCT. RANK	GAMES	SCHEDULE	OF SCHEDULE	RPI	RPI	RPI	RPI	
DIV. I ONLY	2-9-0	.18182	296	2-8-0	236	223	290	.37171	295	18	19
DIV. I NON-CONF.	2-9-0	.18182	295	2-8-0	227	222	291	.37171	295	18	19
<hr/>											
TOTALS	RPI 1-25	RPI 26-50		W-L RECORDS	RPI 51-100		RPI 101-150		RPI 150+		
2-9-0	0-1-0	0-0-0		OVERALL	0-1-0		1-2-0		1-5-0		
1-4-0	0-0-0	0-0-0		HOME	0-0-0		0-1-0		1-3-0		
1-4-0	0-0-0	0-0-0		AWAY	0-1-0		1-1-0		0-2-0		
0-1-0	0-1-0	0-0-0		NEUTRAL	0-0-0		0-0-0		0-0-0		
<hr/>											
2-9-0	0-1-0	0-0-0		NON-CONFERENCE	0-1-0		1-2-0		1-5-0		
1-4-0	0-0-0	0-0-0		HOME	0-0-0		0-1-0		1-3-0		
1-4-0	0-0-0	0-0-		AWAY	0-1-0		1-1-0		0-2-0		
0-1-0	0-1-0	0-0-0		NEUTRAL	0-0-0		0-0-0		0-0-0		
<hr/>											
0-0-0	0-0-0	0-0-0		CONFERENCE	0-0-0		0-0-0		0-0-0		
0-0-0	0-0-0	0-0-0		HOME	0-0-0		0-0-0		0-0-0		
0-0-0	0-0-0	0-0-0		AWAY	0-0-0		0-0-0		0-0-0		
0-0-0	0-0-0	0-0-0		NEUTRAL	0-0-0		0-0-0		0-0-0		
<hr/>											
RPI	S	Opponent	Score	RPI	S	Opponent	Score	RPI	S	Opponent	Score
23	N	Penn St.	0 4								

Non-Div. I Games:

Nevada

Average RPI Win: 244		WON-LOST	WINNING	LAST 10	STRENGTH OF		OPP. STRENGTH	TEAM	ADJ	CONF.	ADJ CONF.			
Average RPI Loss: 171		RECORD	PCT. RANK	GAMES	SCHEDULE		OF SCHEDULE	RPI	RPI	RPI	RPI			
DIV. I ONLY		1-7-2	.2	288	1-6-2		233	279	295	.37129	296	15	15	
DIV. I NON-CONF.		1-5-2	.25	270	1-4-2		234	260	284	.38671	283	16	16	
TOTALS		RPI 1-25	RPI 26-50		W-L RECORDS		RPI 51-100		RPI 101-150		RPI 150+			
1-7-2		0-1-0	0-0-0		OVERALL		0-1-0		0-0-0		1-5-2			
1-4-2		0-1-0	0-0-0		HOME		0-0-0		0-0-0		1-3-2			
0-3-0		0-0-0	0-0-0		AWAY		0-1-0		0-0-0		0-2-0			
0-0-0		0-0-0	0-0-0		NEUTRAL		0-0-0		0-0-0		0-0-0			
1-5-2		0-1-0	0-0-0		NON-CONFERENCE		0-1-0		0-0-0		1-3-2			
1-3-2		0-1-0	0-0-0		HOME		0-0-0		0-0-0		1-2-2			
0-2-0		0-0-0	0-0-		AWAY		0-1-0		0-0-0		0-1-0			
0-0-0		0-0-0	0-0-0		NEUTRAL		0-0-0		0-0-0		0-0-0			
0-2-0		0-0-0	0-0-0		CONFERENCE		0-0-0		0-0-0		0-2-0			
0-1-0		0-0-0	0-0-0		HOME		0-0-0		0-0-0		0-1-0			
0-1-0		0-0-0	0-0-0		AWAY		0-0-0		0-0-0		0-1-0			
0-0-0		0-0-0	0-0-0		NEUTRAL		0-0-0		0-0-0		0-0-0			
RPI	S	Opponent	Score		RPI	S	Opponent	Score		RPI	S	Opponent	Score	
21	H	Wisconsin	0	2						97	A	Iowa St.	0	2
										184	A	Illinois St.	0	5
										190	H	Toledo	0	1
										202	A	Ball St.	0	3
										224	H	South Dakota St.	0	3
										244	H	Loyola (IL)	2	0
										278	H	Eastern Ill.	0	0
										281	H	UNI	1	1
										282	H	North Dakota	0	2
LAST 10 GAMES					LAST 10 GAMES					LAST 10 GAMES				
202	A	Ball St.	0	3	190	H	Toledo	0	1	244	H	Loyola (IL)	2	0
184	A	Illinois St.	0	5	244	H	Loyola (IL)	2	0	278	H	Eastern Ill.	0	0
282	H	North Dakota	0	2	21	H	Wisconsin	0	2	281	H	UNI	1	1
224	H	South Dakota St.	0	3										
97	A	Iowa St.	0	2										

Non-Div. I Games:

Northern Ill.

Average RPI Win: 0		WON-LOST	WINNING	LAST 10	STRENGTH OF		OPP. STRENGTH	TEAM	ADJ	CONF.	ADJ CONF.
Average RPI Loss: 165		RECORD	PCT. RANK	GAMES	SCHEDULE		OF SCHEDULE	RPI	RPI	RPI	RPI
DIV. I ONLY		0-7-3	.15	300	0-6-3		239	212	297	.37039	297
DIV. I NON-CONF.		0-7-3	.15	298	0-6-3		229	206	296	.37039	296
TOTALS		RPI 1-25	RPI 26-50		W-L RECORDS		RPI 51-100		RPI 101-150		RPI 150+
0-7-3		0-0-0	0-0-0		OVERALL		0-4-1		0-0-0		0-3-2
0-2-2		0-0-0	0-0-0		HOME		0-0-0		0-0-0		0-2-2
0-5-1		0-0-0	0-0-0		AWAY		0-4-1		0-0-0		0-1-0
0-0-0		0-0-0	0-0-0		NEUTRAL		0-0-0		0-0-0		0-0-0
0-7-3		0-0-0	0-0-0		NON-CONFERENCE		0-4-1		0-0-0		0-3-2
0-2-2		0-0-0	0-0-0		HOME		0-0-0		0-0-0		0-2-2
0-5-1		0-0-0	0-0-		AWAY		0-4-1		0-0-0		0-1-0
0-0-0		0-0-0	0-0-0		NEUTRAL		0-0-0		0-0-0		0-0-0
0-0-0		0-0-0	0-0-0		CONFERENCE		0-0-0		0-0-0		0-0-0
0-0-0		0-0-0	0-0-0		HOME		0-0-0		0-0-0		0-0-0
0-0-0		0-0-0	0-0-0		AWAY		0-0-0		0-0-0		0-0-0
0-0-0		0-0-0	0-0-0		NEUTRAL		0-0-0		0-0-0		0-0-0
RPI S	Opponent	Score	RPI S	Opponent	Score	RPI S	Opponent	Score	RPI S	Opponent	Score
						65 A	Texas Tech	0 5	202 H	Ball St.	2 2
						69 A	Missouri	0 3	260 H	Evansville	0 0
						72 A	Nebraska	1 8	268 H	Drake	1 2
						82 A	TCU	1 1	281 H	UNI	2 3
						96 A	Arizona St.	0 7	302 A	Southern Utah	1 3
LAST 10 GAMES						65 A	Texas Tech	0 5	82 A	TCU	1 1
						281 H	UNI	2 3	260 H	Evansville	0 0
						268 H	Drake	1 2	202 H	Ball St.	2 2
						302 A	Southern Utah	1 3	72 A	Nebraska	1 8
						96 A	Arizona St.	0 7	69 A	Missouri	0 3

Non-Div. I Games: Embry-Riddle (AZ) 3 1

Northern Ariz.

Average RPI Win: 294		WON-LOST RECORD	WINNING PCT. RANK		LAST 10 GAMES	STRENGTH OF SCHEDULE	OPP. STRENGTH OF SCHEDULE	TEAM RPI	ADJ RPI	CONF. RPI	ADJ CONF. RPI			
Average RPI Loss: 216														
DIV. I ONLY		2-4-1	.35714	235	2-4-1	311	209	300	.3657	298	29	29		
DIV. I NON-CONF.		2-4-1	.35714	229	2-4-1	311	202	299	.3657	298	29	29		
<hr/>														
TOTALS		RPI 1-25		RPI 26-50		W-L RECORDS		RPI 51-100		RPI 101-150		RPI 150+		
2-4-1		0-0-0		0-0-0		OVERALL		0-1-0		0-0-1		2-3-0		
2-2-0		0-0-0		0-0-0		HOME		0-0-0		0-0-0		2-2-0		
0-2-0		0-0-0		0-0-0		AWAY		0-1-0		0-0-0		0-1-0		
0-0-1		0-0-0		0-0-0		NEUTRAL		0-0-0		0-0-1		0-0-0		
<hr/>														
2-4-1		0-0-0		0-0-0		NON-CONFERENCE		0-1-0		0-0-1		2-3-0		
2-2-0		0-0-0		0-0-0		HOME		0-0-0		0-0-0		2-2-0		
0-2-0		0-0-0		0-0-		AWAY		0-1-0		0-0-0		0-1-0		
0-0-1		0-0-0		0-0-0		NEUTRAL		0-0-0		0-0-1		0-0-0		
<hr/>														
0-0-0		0-0-0		0-0-0		CONFERENCE		0-0-0		0-0-0		0-0-0		
0-0-0		0-0-0		0-0-0		HOME		0-0-0		0-0-0		0-0-0		
0-0-0		0-0-0		0-0-0		AWAY		0-0-0		0-0-0		0-0-0		
0-0-0		0-0-0		0-0-0		NEUTRAL		0-0-0		0-0-0		0-0-0		
<hr/>														
RPI	S	Opponent	Score	RPI	S	Opponent	Score	RPI	S	Opponent	Score			
						75	A Army	0		3	127	N St. Bonaventure	1	1
											240	H Youngstown St.	1	3
											241	H Longwood	0	1
											284	H Howard	4	3
											303	H UMBC	2	0
											309	A S.C. Upstate	2	3

Non-Div. I Games: Southern Va. 2 0

VMI

Average RPI Win:		0	WON-LOST RECORD		WINNING PCT. RANK	LAST 10 GAMES	STRENGTH OF SCHEDULE		OPP. STRENGTH OF SCHEDULE	TEAM RPI	ADJ RPI	CONF. RPI	ADJ CONF. RPI						
Average RPI Loss:		150																	
DIV. I ONLY			0-7-1		.0625	308	0-7-1		169	246	299	.36499	299	29	29				
DIV. I NON-CONF.			0-7-1		.0625	309	0-7-1		161	242	297	.36499	299	29	29				
<hr/>																			
TOTALS		RPI 1-25		RPI 26-50		W-L RECORDS		RPI 51-100		RPI 101-150		RPI 150+							
0-7-1		0-1-0		0-0-0		OVERALL		0-0-0		0-3-0		0-3-1							
0-0-1		0-0-0		0-0-0		HOME		0-0-0		0-0-0		0-0-1							
0-2-0		0-1-0		0-0-0		AWAY		0-0-0		0-0-0		0-1-0							
0-5-0		0-0-0		0-0-0		NEUTRAL		0-0-0		0-3-0		0-2-0							
0-7-1		0-1-0		0-0-0		NON-CONFERENCE		0-0-0		0-3-0		0-3-1							
0-0-1		0-0-0		0-0-0		HOME		0-0-0		0-0-0		0-0-1							
0-2-0		0-1-0		0-0-		AWAY		0-0-0		0-0-0		0-1-0							
0-5-0		0-0-0		0-0-0		NEUTRAL		0-0-0		0-3-0		0-2-0							
0-0-0		0-0-0		0-0-0		CONFERENCE		0-0-0		0-0-0		0-0-0							
0-0-0		0-0-0		0-0-0		HOME		0-0-0		0-0-0		0-0-0							
0-0-0		0-0-0		0-0-0		AWAY		0-0-0		0-0-0		0-0-0							
0-0-0		0-0-0		0-0-0		NEUTRAL		0-0-0		0-0-0		0-0-0							
RPI	S	Opponent		Score		RPI	S	Opponent		Score		RPI	S	Opponent		Score			
24	A	Tennessee		0	4									104	N	Old Dominion		0	2
														131	N	Brown		1	3
														149	N	Cincinnati		0	4
														170	N	Jacksonville		1	2
														218	A	North Florida		0	5
														257	N	Valparaiso		0	1
														294	H	Ga. Southern		1	1
<hr/>																			
						LAST 10 GAMES													
						24 A Tennessee				0	4	257 N Valparaiso				0	1		
						149 N Cincinnati				0	4	294 H Ga. Southern				1	1		
						104 N Old Dominion				0	2	218 A North Florida				0	5		
						131 N Brown				1	3	170 N Jacksonville				1	2		

Non-Div. I Games: Florida Tech 0 1

Coastal Caro.

Average RPI Win:	296	WON-LOST	WINNING	LAST 10	STRENGTH OF	OPP. STRENGTH	TEAM	ADJ	CONF.	ADJ CONF.	
Average RPI Loss:	211	RECORD	PCT. RANK	GAMES	SCHEDULE	OF SCHEDULE	RPI	RPI	RPI	RPI	
DIV. I ONLY	2-10-0	.16667	297	2-8-0	184	313	298	.36007	301	22	22
DIV. I NON-CONF.	1-9-0	.1	305	1-7-0	168	313	301	.35046	302	22	22
<hr/>											
TOTALS	RPI 1-25	RPI 26-50		W-L RECORDS		RPI 51-100		RPI 101-150		RPI 150+	
2-10-0	0-0-0	0-0-0		OVERALL		0-0-0		0-1-0		2-9-0	
1-2-0	0-0-0	0-0-0		HOME		0-0-0		0-0-0		1-2-0	
1-7-0	0-0-0	0-0-0		AWAY		0-0-0		0-1-0		1-6-0	
0-1-0	0-0-0	0-0-0		NEUTRAL		0-0-0		0-0-0		0-1-0	
1-9-0	0-0-0	0-0-0		NON-CONFERENCE		0-0-0		0-1-0		1-8-0	
1-2-0	0-0-0	0-0-0		HOME		0-0-0		0-0-0		1-2-0	
0-6-0	0-0-0	0-0-		AWAY		0-0-0		0-1-0		0-5-0	
0-1-0	0-0-0	0-0-0		NEUTRAL		0-0-0		0-0-0		0-1-0	
1-1-0	0-0-0	0-0-0		CONFERENCE		0-0-0		0-0-0		1-1-0	
0-0-0	0-0-0	0-0-0		HOME		0-0-0		0-0-0		0-0-0	
1-1-0	0-0-0	0-0-0		AWAY		0-0-0		0-0-0		1-1-0	
0-0-0	0-0-0	0-0-0		NEUTRAL		0-0-0		0-0-0		0-0-0	
RPI	S	Opponent	Score	RPI	S	Opponent	Score	RPI	S	Opponent	Score
								135	A	South Ala.	0 2
								155	H	Louisiana Tech	0 1
								168	A	Mercer	0 2
								173	A	Middle Tenn.	0 1
								200	A	Troy	2 3
								201	H	New Mexico St.	1 2
								239	A	Southern Miss.	0 2
								271	N	Chattanooga	0 1
								277	A	SIU Edwardsville	1 0
								278	A	Eastern Ill.	0 2
								290	A	Gardner-Webb	1 3
								315	H	Jackson St.	1 0
<hr/>											
LAST 10 GAMES											
271	N	Chattanooga	0 1	278	A	Eastern Ill.	0 2				
290	A	Gardner-Webb	1 3	277	A	SIU Edwardsville	1 0				
155	H	Louisiana Tech	0 1	200	A	Troy	2 3				
201	H	New Mexico St.	1 2	315	H	Jackson St.	1 0				
135	A	South Ala.	0 2	239	A	Southern Miss.	0 2				

Non-Div. I Games:

Jacksonville St.

Average RPI Win: 289		WON-LOST	WINNING		LAST 10	STRENGTH OF		OPP. STRENGTH	TEAM	ADJ	CONF.	ADJ CONF.			
Average RPI Loss: 196		RECORD	PCT. RANK		GAMES	SCHEDULE		OF SCHEDULE	RPI	RPI	RPI	RPI			
DIV. I ONLY		2-5-2	.33333	241	2-5-2	314		222	305	.35068	302	28	28		
DIV. I NON-CONF.		2-4-2	.375	214	2-4-2	308		244	298	.36663	297	28	28		
TOTALS		RPI 1-25	RPI 26-50		W-L RECORDS		RPI 51-100		RPI 101-150		RPI 150+				
2-5-2	0-0-0		0-0-0		OVERALL		0-1-0		0-0-0		2-4-2				
1-1-1	0-0-0		0-0-0		HOME		0-0-0		0-0-0		1-1-1				
0-4-0	0-0-0		0-0-0		AWAY		0-1-0		0-0-0		0-3-0				
1-0-1	0-0-0		0-0-0		NEUTRAL		0-0-0		0-0-0		1-0-1				
2-4-2	0-0-0		0-0-0		NON-CONFERENCE		0-1-0		0-0-0		2-3-2				
1-1-1	0-0-0		0-0-0		HOME		0-0-0		0-0-0		1-1-1				
0-3-0	0-0-0		0-0-		AWAY		0-1-0		0-0-0		0-2-0				
1-0-1	0-0-0		0-0-0		NEUTRAL		0-0-0		0-0-0		1-0-1				
0-1-0	0-0-0		0-0-0		CONFERENCE		0-0-0		0-0-0		0-1-0				
0-0-0	0-0-0		0-0-0		HOME		0-0-0		0-0-0		0-0-0				
0-1-0	0-0-0		0-0-0		AWAY		0-0-0		0-0-0		0-1-0				
0-0-0	0-0-0		0-0-0		NEUTRAL		0-0-0		0-0-0		0-0-0				
RPI	S	Opponent	Score	RPI	S	Opponent	Score	RPI	S	Opponent	Score	RPI	S	Opponent	Score

Non-Div. I Games:

Southern Utah

UMBC

Average RPI Win: 0		WON-LOST RECORD		WINNING PCT. RANK		LAST 10 GAMES		STRENGTH OF SCHEDULE		OPP. STRENGTH OF SCHEDULE		TEAM RPI		ADJ RPI		CONF. RPI		ADJ CONF. RPI	
DIV. I ONLY		0-9-1		.05 311		0-9-1		175		295		304		.34824 303		20		20	
DIV. I NON-CONF.		0-8-1		.05556 311		0-8-1		231		292		311		.32819 311		20		20	
TOTALS		RPI 1-25		RPI 26-50		W-L RECORDS		RPI 51-100		RPI 101-150		RPI 150+							
0-9-1		0-0-0		0-0-0		OVERALL		0-2-0		0-0-1		0-7-0							
0-5-1		0-0-0		0-0-0		HOME		0-1-0		0-0-1		0-4-0							
0-4-0		0-0-0		0-0-0		AWAY		0-1-0		0-0-0		0-3-0							
0-0-0		0-0-0		0-0-0		NEUTRAL		0-0-0		0-0-0		0-0-0							
0-8-1		0-0-0		0-0-0		NON-CONFERENCE		0-1-0		0-0-1		0-7-0							
0-4-1		0-0-0		0-0-0		HOME		0-0-0		0-0-1		0-4-0							
0-4-0		0-0-0		0-0-		AWAY		0-1-0		0-0-0		0-3-0							
0-0-0		0-0-0		0-0-0		NEUTRAL		0-0-0		0-0-0		0-0-0							
0-1-0		0-0-0		0-0-0		CONFERENCE		0-1-0		0-0-0		0-0-0							
0-1-0		0-0-0		0-0-0		HOME		0-1-0		0-0-0		0-0-0							
0-0-0		0-0-0		0-0-0		AWAY		0-0-0		0-0-0		0-0-0							
0-0-0		0-0-0		0-0-0		NEUTRAL		0-0-0		0-0-0		0-0-0							
RPI	S	Opponent		Score	RPI	S	Opponent		Score	RPI	S	Opponent		Score					
												</							

Non-Div. I Games:

UMBC

Average RPI Win: 0		WON-LOST RECORD		WINNING PCT. RANK		LAST 10 GAMES		STRENGTH OF SCHEDULE		OPP. STRENGTH OF SCHEDULE		TEAM RPI		ADJ RPI		CONF. RPI		ADJ CONF. RPI	
Average RPI Loss: 178		0-11-0		0 313		0-10-0		154		285		303		.34789 304		32		32	
DIV. I ONLY		0-11-0		0 313		0-10-0		141		283		304		.34789 303		32		32	
DIV. I NON-CONF.		0-11-0		0 313		0-10-0		141		283		304		.34789 303		32		32	
TOTALS		RPI 1-25		RPI 26-50		W-L RECORDS		RPI 51-100		RPI 101-150		RPI 150+							
0-11-0		0-0-0		0-0-0		OVERALL		0-2-0		0-1-0		0-8-0							
0-3-0		0-0-0		0-0-0		HOME		0-0-0		0-0-0		0-3-0							
0-8-0		0-0-0		0-0-0		AWAY		0-2-0		0-1-0		0-5-0							
0-0-0		0-0-0		0-0-0		NEUTRAL		0-0-0		0-0-0		0-0-0							
0-11-0		0-0-0		0-0-0		NON-CONFERENCE		0-2-0		0-1-0		0-8-0							
0-3-0		0-0-0		0-0-0		HOME		0-0-0		0-0-0		0-3-0							
0-8-0		0-0-0		0-0-		AWAY		0-2-0		0-1-0		0-5-0							
0-0-0		0-0-0		0-0-0		NEUTRAL		0-0-0		0-0-0		0-0-0							
0-0-0		0-0-0		0-0-0		CONFERENCE		0-0-0		0-0-0		0-0-0							
0-0-0		0-0-0		0-0-0		HOME		0-0-0		0-0-0		0-0-0							
0-0-0		0-0-0		0-0-0		AWAY		0-0-0		0-0-0		0-0-0							
0-0-0		0-0-0		0-0-0		NEUTRAL		0-0-0		0-0-0		0-0-0							
RPI	S	Opponent		Score	RPI	S	Opponent		Score	RPI	S	Opponent		Score					

Non-Div. I Games:

Prairie View

Average RPI Win:		0	WON-LOST		WINNING		LAST 10		STRENGTH OF		OPP. STRENGTH		TEAM		ADJ		CONF.		ADJ CONF.				
Average RPI Loss:		224	RECORD		PCT. RANK		GAMES		SCHEDULE		OF SCHEDULE		RPI		RPI		RPI		RPI				
DIV. I ONLY			0-7-0		0	313	0-7-0		69		321		302		.34676		305	32		32			
DIV. I NON-CONF.			0-7-0		0	313	0-7-0		63		321		303		.34676		304	32		32			
TOTALS		RPI 1-25		RPI 26-50		W-L RECORDS		RPI 51-100		RPI 101-150		RPI 150+											
0-7-0		0-0-0		0-0-0		OVERALL		0-0-0		0-1-0		0-6-0											
0-3-0		0-0-0		0-0-0		HOME		0-0-0		0-1-0		0-2-0											
0-4-0		0-0-0		0-0-0		AWAY		0-0-0		0-0-0		0-4-0											
0-0-0		0-0-0		0-0-0		NEUTRAL		0-0-0		0-0-0		0-0-0											
0-7-0		0-0-0		0-0-0		NON-CONFERENCE		0-0-0		0-1-0		0-6-0											
0-3-0		0-0-0		0-0-0		HOME		0-0-0		0-1-0		0-2-0											
0-4-0		0-0-0		0-0-		AWAY		0-0-0		0-0-0		0-4-0											
0-0-0		0-0-0		0-0-0		NEUTRAL		0-0-0		0-0-0		0-0-0											
0-0-0		0-0-0		0-0-0		CONFERENCE		0-0-0		0-0-0		0-0-0											
0-0-0		0-0-0		0-0-0		HOME		0-0-0		0-0-0		0-0-0											
0-0-0		0-0-0		0-0-0		AWAY		0-0-0		0-0-0		0-0-0											
0-0-0		0-0-0		0-0-0		NEUTRAL		0-0-0		0-0-0		0-0-0											
RPI	S	Opponent		Score		RPI	S	Opponent		Score		RPI	S	Opponent		Score							
														135	H	South Ala.	1	4					
														168	A	Mercer	0	4					
														171	A	Wofford	0	7					
														200	H	Troy	0	5					
														263	A	Southeastern La.	0	4					
														309	A	S.C. Upstate	0	6					
														322	H	South Carolina St.	1	3					
LAST 10 GAMES																							
				263	A	Southeastern La.	0	4				168	A	Mercer	0	4							
				200	H	Troy	0	5				309	A	S.C. Upstate	0	6							
												171	A	Wofford	0	7							
												322	H	South Carolina St.	1	3							
												135	H	South Ala.	1	4							
Non-Div. I Games:		Faulkner		1	5	North Ala.		0	6	Huntingdon		2	0	Alabama St.									

Average RPI Win: 0		WON-LOST RECORD		WINNING PCT. RANK		LAST 10 GAMES		STRENGTH OF SCHEDULE		OPP. STRENGTH OF SCHEDULE		TEAM RPI		ADJ RPI		CONF. RPI		ADJ CONF. RPI	
Average RPI Loss: 183		0-10-1		.04545 312		0-8-1		204		291		306		.3356 307		31		31	
DIV. I ONLY		0-10-1		.04545 312		0-8-1		196		288		305		.3356 306		31		31	
DIV. I NON-CONF.		0-10-1		.04545 312		0-8-1		196		288		305		.3356 306		31		31	
TOTALS		RPI 1-25		RPI 26-50		W-L RECORDS		RPI 51-100		RPI 101-150		RPI 150+							
0-10-1		0-0-0		0-0-0		OVERALL		0-0-0		0-1-0		0-9-1							
0-6-0		0-0-0		0-0-0		HOME		0-0-0		0-0-0		0-6-0							
0-3-1		0-0-0		0-0-0		AWAY		0-0-0		0-0-0		0-3-1							
0-1-0		0-0-0		0-0-0		NEUTRAL		0-0-0		0-1-0		0-0-0							
0-10-1		0-0-0		0-0-0		NON-CONFERENCE		0-0-0		0-1-0		0-9-1							
0-6-0		0-0-0		0-0-0		HOME		0-0-0		0-0-0		0-6-0							
0-3-1		0-0-0		0-0-		AWAY		0-0-0		0-0-0		0-3-1							
0-1-0		0-0-0		0-0-0		NEUTRAL		0-0-0		0-1-0		0-0-0							
0-0-0		0-0-0		0-0-0		CONFERENCE		0-0-0		0-0-0		0-0-0							
0-0-0		0-0-0		0-0-0		HOME		0-0-0		0-0-0		0-0-0							
0-0-0		0-0-0		0-0-0		AWAY		0-0-0		0-0-0		0-0-0							
0-0-0		0-0-0		0-0-0		NEUTRAL		0-0-0		0-0-0		0-0-0							
RPI	S	Opponent		Score	RPI	S	Opponent		Score	RPI	S	Opponent		Score	RPI	S	Opponent		Score
												136	N	Drexel	0		2		
												153	A	Delaware	0		2		
												156	A	Rider	3		4		
												175	H	Campbell	0		5		
												178	A	Wagner	0		2		
												180	H	Fordham	1		3		
												195	H	Canisius	1		2		
												197	H	Towson	1		2		
												208	H	Binghamton	0		1		
												256	H	American	0		1		
												316	A	Saint Peter's	0		0		
				LAST 10 GAMES															
					156	A	Rider	3	4		178	A	Wagner	0		2			
					256	H	American	0	1		197	H	Towson	1		2			
					153	A	Delaware	0	2		136	N	Drexel	0		2			
					195	H	Canisius	1	2		316	A	Saint Peter's	0		0			
					180	H	Fordham	1	3		208	H	Binghamton	0		1			

Non-Div. I Games: Lincoln (PA) 12 0

Delaware St.

Average RPI Win:		0	WON-LOST		WINNING		LAST 10		STRENGTH OF		OPP. STRENGTH		TEAM		ADJ		CONF.		ADJ CONF.			
Average RPI Loss:		181	RECORD		PCT. RANK		GAMES		SCHEDULE		OF SCHEDULE		RPI		RPI		RPI		RPI			
DIV. I ONLY			0-7-0		0	313	0-7-0		198		281		310		.33518		308	32		32		
DIV. I NON-CONF.			0-7-0		0	313	0-7-0		192		278		308		.33518		307	32		32		
TOTALS		RPI 1-25		RPI 26-50		W-L RECORDS		RPI 51-100		RPI 101-150		RPI 150+										
0-7-0		0-0-0		0-0-0		OVERALL		0-0-0		0-2-0		0-5-0										
0-2-0		0-0-0		0-0-0		HOME		0-0-0		0-1-0		0-1-0										
0-5-0		0-0-0		0-0-0		AWAY		0-0-0		0-1-0		0-4-0										
0-0-0		0-0-0		0-0-0		NEUTRAL		0-0-0		0-0-0		0-0-0										
0-7-0		0-0-0		0-0-0		NON-CONFERENCE		0-0-0		0-2-0		0-5-0										
0-2-0		0-0-0		0-0-0		HOME		0-0-0		0-1-0		0-1-0										
0-5-0		0-0-0		0-0-		AWAY		0-0-0		0-1-0		0-4-0										
0-0-0		0-0-0		0-0-0		NEUTRAL		0-0-0		0-0-0		0-0-0										
0-0-0		0-0-0		0-0-0		CONFERENCE		0-0-0		0-0-0		0-0-0										
0-0-0		0-0-0		0-0-0		HOME		0-0-0		0-0-0		0-0-0										
0-0-0		0-0-0		0-0-0		AWAY		0-0-0		0-0-0		0-0-0										
0-0-0		0-0-0		0-0-0		NEUTRAL		0-0-0		0-0-0		0-0-0										
RPI	S	Opponent		Score		RPI	S	Opponent		Score		RPI	S	Opponent		Score						
														129 A South Fla.		0		9				
														145 H Austin Peay		0		14				
														172 H Kennesaw St.		0		8				
														173 A Middle Tenn.		0		5				
														186 A East Tenn. St.		0		10				
														191 A Radford		0		4				
														271 A Chattanooga		1		2				
LAST 10 GAMES																						
						173 A		Middle Tenn.		0	5	271 A		Chattanooga		1	2					
						186 A		East Tenn. St.		0	10	145 H		Austin Peay		0	14					
						191 A		Radford		0	4											
						129 A		South Fla.		0	9											
						172 H		Kennesaw St.		0	8											

Non-Div. I Games:

Alabama A&M

Average RPI Win:	302	WON-LOST RECORD	WINNING PCT. RANK	LAST 10 GAMES	STRENGTH OF SCHEDULE	OPP. STRENGTH OF SCHEDULE	TEAM RPI	ADJ RPI	CONF. RPI	ADJ CONF. RPI		
DIV. I ONLY		2-8-1	.22727	279	2-6-0	294	301	308	.33278	309	23	23
DIV. I NON-CONF.		2-7-1	.25	270	2-5-0	305	301	310	.32763	313	23	23
<hr/>												
TOTALS	RPI 1-25		RPI 26-50		W-L RECORDS		RPI 51-100		RPI 101-150		RPI 150+	
2-8-1	0-0-0		0-0-0		OVERALL		0-0-0		0-0-0		2-8-1	
2-1-1	0-0-0		0-0-0		HOME		0-0-0		0-0-0		2-1-1	
0-7-0	0-0-0		0-0-0		AWAY		0-0-0		0-0-0		0-7-0	
0-0-0	0-0-0		0-0-0		NEUTRAL		0-0-0		0-0-0		0-0-0	
<hr/>												
2-7-1	0-0-0		0-0-0		NON-CONFERENCE		0-0-0		0-0-0		2-7-1	
2-1-1	0-0-0		0-0-0		HOME		0-0-0		0-0-0		2-1-1	
0-6-0	0-0-0		0-0-		AWAY		0-0-0		0-0-0		0-6-0	
0-0-0	0-0-0		0-0-0		NEUTRAL		0-0-0		0-0-0		0-0-0	
<hr/>												
0-1-0	0-0-0		0-0-0		CONFERENCE		0-0-0		0-0-0		0-1-0	
0-0-0	0-0-0		0-0-0		HOME		0-0-0		0-0-0		0-0-0	
0-1-0	0-0-0		0-0-0		AWAY		0-0-0		0-0-0		0-1-0	
0-0-0	0-0-0		0-0-0		NEUTRAL		0-0-0		0-0-0		0-0-0	
<hr/>												
RPI	S	Opponent	Score	RPI	S	Opponent	Score	RPI	S	Opponent	Score	
								171	H	Wofford	0	3
								177	A	Charleston So.	0	4
								186	A	East Tenn. St.	0	4
								245	A	Winthrop	0	6
								255	A	Presbyterian	0	2
								273	A	Citadel	0	5
								276	H	Francis Marion	1	1
								290	A	Gardner-Webb	0	3
								294	A	Ga. Southern	0	2
								298	H	VMI	3	2
								305	H	Alabama St.	6	0
								<hr/>				
LAST 10 GAMES												
305	H	Alabama St.	6	0	298	H	VMI	3	2			
245	A	Winthrop	0	6	186	A	East Tenn. St.	0	4			
177	A	Charleston So.	0	4	255	A	Presbyterian	0	2			
273	A	Citadel	0	5	294	A	Ga. Southern	0	2			
276	H	Francis Marion	1	1	171	H	Wofford	0	3			

Non-Div. I Games:




S.C. Upstate

[illegible]

Non-Div. I Games:

Southern U.

N
J
I
T

 Tie,  Loss,  Non-Conf, S Site, H Home, A Away, N Neutral Page 311

Average RPI Win: 322		WON-LOST	WINNING	LAST 10	STRENGTH OF	OPP. STRENGTH	TEAM	ADJ	CONF.	ADJ CONF.	
Average RPI Loss: 209		RECORD	PCT. RANK	GAMES	SCHEDULE	OF SCHEDULE	RPI	RPI	RPI	RPI	
DIV. I ONLY		1-8-0	.11111 303	1-8-0	262	305	311	.32867 312	29	29	
DIV. I NON-CONF.		1-8-0	.11111 303	1-8-0	254	304	309	.32867 310	29	29	
<hr/>											
TOTALS		RPI 1-25		RPI 26-50		W-L RECORDS		RPI 51-100		RPI 101-150	RPI 150+
1-8-0		0-0-0		0-0-0		OVERALL		0-0-0		0-1-0	1-7-0
1-3-0		0-0-0		0-0-0		HOME		0-0-0		0-0-0	1-3-0
0-5-0		0-0-0		0-0-0		AWAY		0-0-0		0-1-0	0-4-0
0-0-0		0-0-0		0-0-0		NEUTRAL		0-0-0		0-0-0	0-0-0
1-8-0		0-0-0		0-0-0		NON-CONFERENCE		0-0-0		0-1-0	1-7-0
1-3-0		0-0-0		0-0-0		HOME		0-0-0		0-0-0	1-3-0
0-5-0		0-0-0		0-0-		AWAY		0-0-0		0-1-0	0-4-0
0-0-0		0-0-0		0-0-0		NEUTRAL		0-0-0		0-0-0	0-0-0
0-0-0		0-0-0		0-0-0		CONFERENCE		0-0-0		0-0-0	0-0-0
0-0-0		0-0-0		0-0-0		HOME		0-0-0		0-0-0	0-0-0
0-0-0		0-0-0		0-0-0		AWAY		0-0-0		0-0-0	0-0-0
0-0-0		0-0-0		0-0-0		NEUTRAL		0-0-0		0-0-0	0-0-0
RPI	S	Opponent	Score	RPI	S	Opponent	Score	RPI	S	Opponent	Score
								148	A	Western Caro.	0 4
								171	A	Wofford	0 5
								186	A	East Tenn. St.	0 3
								210	A	Davidson	1 8
								211	A	Appalachian St.	0 1
								216	H	Eastern Ky.	0 4
								246	H	Georgia St.	2 3
								286	H	Tennessee Tech	1 4
								322	H	South Carolina St.	5 1
<hr/>											
LAST 10 GAMES											
				186	A	East Tenn. St.	0 3	148	A	Western Caro.	0 4
				322	H	South Carolina St.	5 1	171	A	Wofford	0 5
				246	H	Georgia St.	2 3	216	H	Eastern Ky.	0 4
				211	A	Appalachian St.	0 1	286	H	Tennessee Tech	1 4
								210	A	Davidson	1 8

Non-Div. I Games:

UNC Asheville

[illegible]

Non-Div. I Games:

South Dakota

Average RPI Win:	303	WON-LOST	WINNING	LAST 10	STRENGTH OF	OPP. STRENGTH	TEAM	ADJ	CONF.	ADJ CONF.						
Average RPI Loss:	229	RECORD	PCT. RANK	GAMES	SCHEDULE	OF SCHEDULE	RPI	RPI	RPI	RPI						
DIV. I ONLY		4-4-1	.5	150	4-4-1	322	181	315	.32704	314	27	26				
DIV. I NON-CONF.		4-4-1	.5	148	4-4-1	322	176	315	.32704	314	27	26				
<hr/>																
TOTALS	RPI 1-25	RPI 26-50		W-L RECORDS		RPI 51-100		RPI 101-150		RPI 150+						
4-4-1	0-0-0	0-0-0		OVERALL		0-0-0		0-1-0		4-3-1						
2-2-1	0-0-0	0-0-0		HOME		0-0-0		0-0-0		2-2-1						
2-2-0	0-0-0	0-0-0		AWAY		0-0-0		0-1-0		2-1-0						
0-0-0	0-0-0	0-0-0		NEUTRAL		0-0-0		0-0-0		0-0-0						
4-4-1	0-0-0	0-0-0		NON-CONFERENCE		0-0-0		0-1-0		4-3-1						
2-2-1	0-0-0	0-0-0		HOME		0-0-0		0-0-0		2-2-1						
2-2-0	0-0-0	0-0-		AWAY		0-0-0		0-1-0		2-1-0						
0-0-0	0-0-0	0-0-0		NEUTRAL		0-0-0		0-0-0		0-0-0						
0-0-0	0-0-0	0-0-0		CONFERENCE		0-0-0		0-0-0		0-0-0						
0-0-0	0-0-0	0-0-0		HOME		0-0-0		0-0-0		0-0-0						
0-0-0	0-0-0	0-0-0		AWAY		0-0-0		0-0-0		0-0-0						
0-0-0	0-0-0	0-0-0		NEUTRAL		0-0-0		0-0-0		0-0-0						
RPI	S	Opponent	Score	RPI	S	Opponent	Score	RPI	S	Opponent	Score	RPI	S	Opponent	Score	
										112	A	UALR	1	2		
										254	H	La.-Monroe	1	2		
										262	H	Arkansas St.	0	2		
										283	H	Alcorn St.	4	1		
										287	A	Ark.-Pine Bluff	0	1		
										291	A	Lipscomb	1	0		
										306	H	Mississippi Val.	0	0		
										318	A	Grambling	4	0		
										321	H	Texas Southern	5	0		
LAST 10 GAMES																
						287	A	Ark.-Pine Bluff	0	1		306	H	Mississippi Val.	0	0
						112	A	UALR	1	2		262	H	Arkansas St.	0	2
						318	A	Grambling	4	0		291	A	Lipscomb	1	0
						283	H	Alcorn St.	4	1		254	H	La.-Monroe	1	2
						321	H	Texas Southern	5	0						

Non-Div. I Games:

Central Ark.

Average RPI Win:	0	WON-LOST	WINNING	LAST 10	STRENGTH OF	OPP. STRENGTH	TEAM	ADJ	CONF.	ADJ CONF.			
Average RPI Loss:	193	RECORD	PCT. RANK	GAMES	SCHEDULE	OF SCHEDULE	RPI	RPI	RPI	RPI			
DIV. I ONLY		0-6-0	0	313	0-6-0	242	260	316	.32407	315	32	32	
DIV. I NON-CONF.		0-6-0	0	313	0-6-0	233	256	316	.32407	315	32	32	
<hr/>													
TOTALS	RPI 1-25	RPI 26-50		W-L RECORDS		RPI 51-100		RPI 101-150		RPI 150+			
0-6-0	0-0-0	0-0-0		OVERALL		0-1-0		0-1-0		0-4-0			
0-3-0	0-0-0	0-0-0		HOME		0-0-0		0-0-0		0-3-0			
0-3-0	0-0-0	0-0-0		AWAY		0-1-0		0-1-0		0-1-0			
0-0-0	0-0-0	0-0-0		NEUTRAL		0-0-0		0-0-0		0-0-0			
<hr/>													
0-6-0	0-0-0	0-0-0		NON-CONFERENCE		0-1-0		0-1-0		0-4-0			
0-3-0	0-0-0	0-0-0		HOME		0-0-0		0-0-0		0-3-0			
0-3-0	0-0-0	0-0-		AWAY		0-1-0		0-1-0		0-1-0			
0-0-0	0-0-0	0-0-0		NEUTRAL		0-0-0		0-0-0		0-0-0			
<hr/>													
0-0-0	0-0-0	0-0-0		CONFERENCE		0-0-0		0-0-0		0-0-0			
0-0-0	0-0-0	0-0-0		HOME		0-0-0		0-0-0		0-0-0			
0-0-0	0-0-0	0-0-0		AWAY		0-0-0		0-0-0		0-0-0			
0-0-0	0-0-0	0-0-0		NEUTRAL		0-0-0		0-0-0		0-0-0			
<hr/>													
RPI	S	Opponent	Score	RPI	S	Opponent	Score	RPI	S	Opponent	Score		
						79 A	Stephen F. Austin	0		11			
										134 A	Ole Miss	0	8
										155 H	Louisiana Tech	0	1
										234 H	Northwestern St.	0	2
										252 H	Mississippi St.	0	1
										301 A	Jacksonville St.	0	1
<hr/>													
LAST 10 GAMES													
						155 H	Louisiana Tech	0		1			
						234 H	Northwestern St.	0		2			
						252 H	Mississippi St.	0		1			
						134 A	Ole Miss	0		8			
<hr/>													
						79 A	Stephen F. Austin	0		11			
						301 A	Jacksonville St.	0		1			
<hr/>													

Non-Div. I Games:

Jackson St.

Average RPI Win: 300		WON-LOST RECORD		WINNING PCT. RANK		LAST 10 GAMES		STRENGTH OF SCHEDULE		OPP. STRENGTH OF SCHEDULE		TEAM RPI		ADJ RPI		CONF. RPI		ADJ CONF. RPI	
Average RPI Loss: 225																			
DIV. I ONLY		1-7-1		.16667 297		1-7-1		288		309		314		.32045 316		24		24	
DIV. I NON-CONF.		1-7-1		.16667 296		1-7-1		284		308		314		.32045 316		24		24	
TOTALS		RPI 1-25		RPI 26-50		W-L RECORDS		RPI 51-100		RPI 101-150		RPI 150+							
1-7-1		0-0-0		0-0-0		OVERALL		0-0-0		0-0-0		1-7-1							
0-5-1		0-0-0		0-0-0		HOME		0-0-0		0-0-0		0-5-1							
1-2-0		0-0-0		0-0-0		AWAY		0-0-0		0-0-0		1-2-0							
0-0-0		0-0-0		0-0-0		NEUTRAL		0-0-0		0-0-0		0-0-0							
1-7-1		0-0-0		0-0-0		NON-CONFERENCE		0-0-0		0-0-0		1-7-1							
0-5-1		0-0-0		0-0-0		HOME		0-0-0		0-0-0		0-5-1							
1-2-0		0-0-0		0-0-		AWAY		0-0-0		0-0-0		1-2-0							
0-0-0		0-0-0		0-0-0		NEUTRAL		0-0-0		0-0-0		0-0-0							
0-0-0		0-0-0		0-0-0		CONFERENCE		0-0-0		0-0-0		0-0-0							
0-0-0		0-0-0		0-0-0		HOME		0-0-0		0-0-0		0-0-0							
0-0-0		0-0-0		0-0-0		AWAY		0-0-0		0-0-0		0-0-0							
0-0-0		0-0-0		0-0-0		NEUTRAL		0-0-0		0-0-0		0-0-0							
RPI	S	Opponent		Score	RPI	S	Opponent		Score	RPI	S	Opponent		Score	RPI	S	Opponent		Score

Non-Div. I Games:

Saint Peter's

Average RPI Win:	311	WON-LOST	WINNING	LAST 10	STRENGTH OF	OPP. STRENGTH	TEAM	ADJ	CONF.	ADJ CONF.	
Average RPI Loss:	238	RECORD	PCT. RANK	GAMES	SCHEDULE	OF SCHEDULE	RPI	RPI	RPI	RPI	
DIV. I ONLY		1-7-2	.2 288	1-7-2	313	249	318	.31027 317	24	24	
DIV. I NON-CONF.		1-7-2	.2 290	1-7-2	313	245	318	.31027 317	24	24	
<hr/>											
TOTALS	RPI 1-25	RPI 26-50		W-L RECORDS		RPI 51-100		RPI 101-150		RPI 150+	
1-7-2	0-0-0	0-0-0		OVERALL		0-0-1		0-0-0		1-7-1	
1-3-1	0-0-0	0-0-0		HOME		0-0-1		0-0-0		1-3-0	
0-4-1	0-0-0	0-0-0		AWAY		0-0-0		0-0-0		0-4-1	
0-0-0	0-0-0	0-0-0		NEUTRAL		0-0-0		0-0-0		0-0-0	
<hr/>											
1-7-2	0-0-0	0-0-0		NON-CONFERENCE		0-0-1		0-0-0		1-7-1	
1-3-1	0-0-0	0-0-0		HOME		0-0-1		0-0-0		1-3-0	
0-4-1	0-0-0	0-0-		AWAY		0-0-0		0-0-0		0-4-1	
0-0-0	0-0-0	0-0-0		NEUTRAL		0-0-0		0-0-0		0-0-0	
<hr/>											
0-0-0	0-0-0	0-0-0		CONFERENCE		0-0-0		0-0-0		0-0-0	
0-0-0	0-0-0	0-0-0		HOME		0-0-0		0-0-0		0-0-0	
0-0-0	0-0-0	0-0-0		AWAY		0-0-0		0-0-0		0-0-0	
0-0-0	0-0-0	0-0-0		NEUTRAL		0-0-0		0-0-0		0-0-0	
<hr/>											
RPI S	Opponent	Score	RPI S	Opponent	Score	RPI S	Opponent	Score	RPI S	Opponent	Score
						66 H	Seton Hall	0 0	196 A	Rhode Island	0 5
						205 A	Vermont	0 1			
						207 H	Albany (NY)	0 1			
						217 A	Maine	1 1			
						235 A	Columbia	1 2			
						250 H	Temple	0 1			
						275 A	Stony Brook	1 2			
						300 H	Mt. St. Mary's	1 2			
						311 H	NJIT	3 1			
						<hr/>					
			LAST 10 GAMES								
300 H Mt. St. Mary's			1 2	235 A Columbia			1 2				
196 A Rhode Island			0 5	66 H Seton Hall			0 0				
311 H NJIT			3 1	207 H Albany (NY)			0 1				
275 A Stony Brook			1 2	217 A Maine			1 1				
250 H Temple			0 1	205 A Vermont			0 1				

Non-Div. I Games:

Iona

Average RPI Win:	0	WON-LOST	WINNING	LAST 10	STRENGTH OF	OPP. STRENGTH	TEAM	ADJ	CONF.	ADJ CONF.	
Average RPI Loss:	236	RECORD	PCT. RANK	GAMES	SCHEDULE	OF SCHEDULE	RPI	RPI	RPI	RPI	
DIV. I ONLY		0-9-0	0 313	0-9-0	191	318	317	.30972 318	32	32	
DIV. I NON-CONF.		0-9-0	0 313	0-9-0	186	318	317	.30972 318	32	32	
<hr/>											
TOTALS	RPI 1-25		RPI 26-50	W-L RECORDS		RPI 51-100		RPI 101-150		RPI 150+	
0-9-0	0-0-0		0-0-0	OVERALL		0-0-0		0-2-0		0-7-0	
0-5-0	0-0-0		0-0-0	HOME		0-0-0		0-0-0		0-5-0	
0-4-0	0-0-0		0-0-0	AWAY		0-0-0		0-2-0		0-2-0	
0-0-0	0-0-0		0-0-0	NEUTRAL		0-0-0		0-0-0		0-0-0	
0-9-0	0-0-0		0-0-0	NON-CONFERENCE		0-0-0		0-2-0		0-7-0	
0-5-0	0-0-0		0-0-0	HOME		0-0-0		0-0-0		0-5-0	
0-4-0	0-0-0		0-0-	AWAY		0-0-0		0-2-0		0-2-0	
0-0-0	0-0-0		0-0-0	NEUTRAL		0-0-0		0-0-0		0-0-0	
0-0-0	0-0-0		0-0-0	CONFERENCE		0-0-0		0-0-0		0-0-0	
0-0-0	0-0-0		0-0-0	HOME		0-0-0		0-0-0		0-0-0	
0-0-0	0-0-0		0-0-0	AWAY		0-0-0		0-0-0		0-0-0	
0-0-0	0-0-0		0-0-0	NEUTRAL		0-0-0		0-0-0		0-0-0	
RPI	S	Opponent	Score	RPI	S	Opponent	Score	RPI	S	Opponent	Score
								124	A	Texas St.	1 11
								144	A	North Texas	0 11
								232	H	Sam Houston St.	1 4
								233	H	Houston Baptist	1 2
								254	A	La.-Monroe	0 6
								263	H	Southeastern La.	0 9
								265	H	Nicholls St.	0 1
								292	A	Lamar	0 7
								314	H	Central Ark.	0 4
<hr/>											
LAST 10 GAMES											
				124	A	Texas St.	1 11	263	H	Southeastern La.	0 9
				265	H	Nicholls St.	0 1	254	A	La.-Monroe	0 6
				144	A	North Texas	0 11	314	H	Central Ark.	0 4
				292	A	Lamar	0 7	233	H	Houston Baptist	1 2
								232	H	Sam Houston St.	1 4

Non-Div. I Games:

Grambling

Average RPI Win:	0	WON-LOST	WINNING	LAST 10	STRENGTH OF	OPP. STRENGTH	TEAM	ADJ	CONF.	ADJ CONF.			
Average RPI Loss:	183	RECORD	PCT. RANK	GAMES	SCHEDULE	OF SCHEDULE	RPI	RPI	RPI	RPI			
DIV. I ONLY	0-8-1	.05556	309	0-8-1	298	196	320	.30936	319	15	15		
DIV. I NON-CONF.	0-6-1	.07143	308	0-6-1	302	196	321	.30792	319	16	16		
<hr/>													
TOTALS	RPI 1-25	RPI 26-50		W-L RECORDS		RPI 51-100		RPI 101-150		RPI 150+			
0-8-1	0-0-0	0-0-0		OVERALL		0-1-0		0-1-0		0-6-1			
0-1-0	0-0-0	0-0-0		HOME		0-0-0		0-0-0		0-1-0			
0-7-1	0-0-0	0-0-0		AWAY		0-1-0		0-1-0		0-5-1			
0-0-0	0-0-0	0-0-0		NEUTRAL		0-0-0		0-0-0		0-0-0			
0-6-1	0-0-0	0-0-0		NON-CONFERENCE		0-1-0		0-0-0		0-5-1			
0-1-0	0-0-0	0-0-0		HOME		0-0-0		0-0-0		0-1-0			
0-5-1	0-0-0	0-0-		AWAY		0-1-0		0-0-0		0-4-1			
0-0-0	0-0-0	0-0-0		NEUTRAL		0-0-0		0-0-0		0-0-0			
0-2-0	0-0-0	0-0-0		CONFERENCE		0-0-0		0-1-0		0-1-0			
0-0-0	0-0-0	0-0-0		HOME		0-0-0		0-0-0		0-0-0			
0-2-0	0-0-0	0-0-0		AWAY		0-0-0		0-1-0		0-1-0			
0-0-0	0-0-0	0-0-0		NEUTRAL		0-0-0		0-0-0		0-0-0			
RPI	S	Opponent	Score	RPI	S	Opponent	Score	RPI	S	Opponent	Score		
				80 A Western Ky.				0	2	132 A Akron		0	3
								158 A Detroit				0	4
								184 H Illinois St.				0	3
								185 A Butler				1	2
								204 A Ohio				0	1
								223 A Pittsburgh				2	2
								237 A Oakland				0	1
								285 A IUPUI				1	2
LAST 10 GAMES													
132 A Akron				0	3	80 A Western Ky.				0	2		
204 A Ohio				0	1	237 A Oakland				0	1		
184 H Illinois St.				0	3	185 A Butler				1	2		
223 A Pittsburgh				2	2	285 A IUPUI				1	2		
				158 A Detroit				0	4				

Non-Div. I Games:

Eastern Mich.

Average RPI Win:	0	WON-LOST	WINNING	LAST 10	STRENGTH OF	OPP. STRENGTH	TEAM	ADJ	CONF.	ADJ CONF.									
Average RPI Loss:	230	RECORD	PCT. RANK	GAMES	SCHEDULE	OF SCHEDULE	RPI	RPI	RPI	RPI									
DIV. I ONLY		0-7-0	0	313	0-7-0	235	314	321	.30616	320	30	30							
DIV. I NON-CONF.		0-7-0	0	313	0-7-0	226	314	320	.30616	320	30	30							
<hr/>																			
TOTALS		RPI 1-25		RPI 26-50		W-L RECORDS		RPI 51-100		RPI 101-150		RPI 150+							
0-7-0		0-0-0		0-0-0		OVERALL		0-0-0		0-1-0		0-6-0							
0-2-0		0-0-0		0-0-0		HOME		0-0-0		0-0-0		0-2-0							
0-3-0		0-0-0		0-0-0		AWAY		0-0-0		0-1-0		0-2-0							
0-2-0		0-0-0		0-0-0		NEUTRAL		0-0-0		0-0-0		0-2-0							
0-7-0		0-0-0		0-0-0		NON-CONFERENCE		0-0-0		0-1-0		0-6-0							
0-2-0		0-0-0		0-0-0		HOME		0-0-0		0-0-0		0-2-0							
0-3-0		0-0-0		0-0-		AWAY		0-0-0		0-1-0		0-2-0							
0-2-0		0-0-0		0-0-0		NEUTRAL		0-0-0		0-0-0		0-2-0							
0-0-0		0-0-0		0-0-0		CONFERENCE		0-0-0		0-0-0		0-0-0							
0-0-0		0-0-0		0-0-0		HOME		0-0-0		0-0-0		0-0-0							
0-0-0		0-0-0		0-0-0		AWAY		0-0-0		0-0-0		0-0-0							
0-0-0		0-0-0		0-0-0		NEUTRAL		0-0-0		0-0-0		0-0-0							
RPI	S	Opponent		Score	RPI	S	Opponent		Score	RPI	S	Opponent	Score						
										113	A	Fla. Gulf Coast	1	4					
										215	A	Idaho	0	1					
										219	H	Gonzaga	0	4					
										227	H	Wyoming	1	2					
										272	N	Robert Morris	1	3					
										279	A	Boise St.	1	2					
										288	N	Air Force	2	3					
<hr/>																			
LAST 10 GAMES																			
										215	A	Idaho	0	1	279	A	Boise St.	1	2
										219	H	Gonzaga	0	4	272	N	Robert Morris	1	3
										227	H	Wyoming	1	2	113	A	Fla. Gulf Coast	1	4
										288	N	Air Force	2	3					

Non-Div. I Games: Evergreen 4 0

Eastern Wash.

Average RPI Win:		0	WON-LOST		WINNING		LAST 10		STRENGTH OF		OPP. STRENGTH		TEAM		ADJ		CONF.		ADJ CONF.		
Average RPI Loss:		220	RECORD		PCT. RANK		GAMES		SCHEDULE		OF SCHEDULE		RPI		RPI		RPI		RPI		
DIV. I ONLY			0-9-0		0	313	0-8-0		222		316		319		.30386		321	32		32	
DIV. I NON-CONF.			0-9-0		0	313	0-8-0		210		316		319		.30386		321	32		32	
TOTALS		RPI 1-25		RPI 26-50		W-L RECORDS		RPI 51-100		RPI 101-150		RPI 150+									
0-9-0		0-0-0		0-0-0		OVERALL		0-0-0		0-2-0		0-7-0									
0-2-0		0-0-0		0-0-0		HOME		0-0-0		0-1-0		0-1-0									
0-7-0		0-0-0		0-0-0		AWAY		0-0-0		0-1-0		0-6-0									
0-0-0		0-0-0		0-0-0		NEUTRAL		0-0-0		0-0-0		0-0-0									
0-9-0		0-0-0		0-0-0		NON-CONFERENCE		0-0-0		0-2-0		0-7-0									
0-2-0		0-0-0		0-0-0		HOME		0-0-0		0-1-0		0-1-0									
0-7-0		0-0-0		0-0-		AWAY		0-0-0		0-1-0		0-6-0									
0-0-0		0-0-0		0-0-0		NEUTRAL		0-0-0		0-0-0		0-0-0									
0-0-0		0-0-0		0-0-0		CONFERENCE		0-0-0		0-0-0		0-0-0									
0-0-0		0-0-0		0-0-0		HOME		0-0-0		0-0-0		0-0-0									
0-0-0		0-0-0		0-0-0		AWAY		0-0-0		0-0-0		0-0-0									
0-0-0		0-0-0		0-0-0		NEUTRAL		0-0-0		0-0-0		0-0-0									
RPI	S	Opponent		Score		RPI	S	Opponent		Score		RPI	S	Opponent		Score					
														122 A Houston		0		9			
														144 H North Texas		0		5			
														181 A McNeese St.		0		8			
														194 H UTSA		0		7			
														232 A Sam Houston St.		0		9			
														234 A Northwestern St.		2		8			
														263 A Southeastern La.		0		6			
														292 A Lamar		0		11			
														314 A Central Ark.		0		5			
LAST 10 GAMES																					
		292 A Lamar		0		11				181 A McNeese St.		0		8							
		263 A Southeastern La.		0		6				234 A Northwestern St.		2		8							
		232 A Sam Houston St.		0		9				314 A Central Ark.		0		5							
		122 A Houston		0		9				144 H North Texas		0		5							
		194 H UTSA		0		7															

Non-Div. I Games: Harding 0 2

Texas Southern

Average RPI Win: 305		WON-LOST RECORD		WINNING PCT. RANK		LAST 10 GAMES		STRENGTH OF SCHEDULE		OPP. STRENGTH OF SCHEDULE		TEAM RPI		ADJ RPI		CONF. RPI		ADJ CONF. RPI	
Average RPI Loss: 231																			
DIV. I ONLY		1-6-2		.22222 281		1-6-2		319		257		322		.29683 322		31		31	
DIV. I NON-CONF.		1-6-2		.22222 282		1-6-2		318		254		322		.29683 322		31		31	
TOTALS		RPI 1-25		RPI 26-50		W-L RECORDS		RPI 51-100		RPI 101-150		RPI 150+							
1-6-2		0-0-0		0-0-0		OVERALL		0-0-0		0-1-0		1-5-2							
0-1-1		0-0-0		0-0-0		HOME		0-0-0		0-0-0		0-1-1							
1-5-1		0-0-0		0-0-0		AWAY		0-0-0		0-1-0		1-4-1							
0-0-0		0-0-0		0-0-0		NEUTRAL		0-0-0		0-0-0		0-0-0							
1-6-2		0-0-0		0-0-0		NON-CONFERENCE		0-0-0		0-1-0		1-5-2							
0-1-1		0-0-0		0-0-0		HOME		0-0-0		0-0-0		0-1-1							
1-5-1		0-0-0		0-0-		AWAY		0-0-0		0-1-0		1-4-1							
0-0-0		0-0-0		0-0-0		NEUTRAL		0-0-0		0-0-0		0-0-0							
0-0-0		0-0-0		0-0-0		CONFERENCE		0-0-0		0-0-0		0-0-0							
0-0-0		0-0-0		0-0-0		HOME		0-0-0		0-0-0		0-0-0							
0-0-0		0-0-0		0-0-0		AWAY		0-0-0		0-0-0		0-0-0							
0-0-0		0-0-0		0-0-0		NEUTRAL		0-0-0		0-0-0		0-0-0							
RPI	S	Opponent		Score	RPI	S	Opponent		Score	RPI	S	Opponent		Score					

Non-Div. I Games:

South Carolina St.