

Average RPI Win:	281	WON-LOST	WINNING	LAST 12	STRENGTH OF	OPP. STRENGTH	TEAM	ADJ.	CONF.	ADJ CONF.
Average RPI Loss:	198	RECORD	PCT. RANK	GAMES	SCHEDULE	OF SCHEDULE	RPI	RPI	RPI	RPI
DIV. I ONLY	9- 20	268	3- 9	337	292	321	321	24	24	
DIV. I NON-CONF.	4- 9	256	0- 0	338	286	328	328	27	27	
TOTALS	RPI 1-25	RPI 26-50	W-L RECORDS	RPI 51-100	RPI 101-150	RPI 150+				
9- 20	0- 0	0- 0	OVERALL	0- 2	0- 4	9- 14				
6- 7	0- 0	0- 0	HOME	0- 0	0- 3	6- 4				
3- 11	0- 0	0- 0	AWAY	0- 2	0- 1	3- 8				
0- 2	0- 0	0- 0	NEUTRAL	0- 0	0- 0	0- 2				
4- 9	0- 0	0- 0	NON-CONFERENCE	0- 0	0- 2	4- 7				
2- 3	0- 0	0- 0	HOME	0- 0	0- 2	2- 1				
2- 4	0- 0	0- 0	AWAY	0- 0	0- 0	2- 4				
0- 2	0- 0	0- 0	NEUTRAL	0- 0	0- 0	0- 2				
5- 11	0- 0	0- 0	CONFERENCE	0- 2	0- 2	5- 7				
4- 4	0- 0	0- 0	HOME	0- 0	0- 1	4- 3				
1- 7	0- 0	0- 0	AWAY	0- 2	0- 1	1- 4				
0- 0	0- 0	0- 0	NEUTRAL	0- 0	0- 0	0- 0				

RPI	S	Opponent	Score	RPI	S	Opponent	Score	RPI	S	Opponent	Score	RPI	S	Opponent	Score	Team's RPI: 321
78	A	Central Ark.	45	66	115	H	Missouri	58	75	147	A	Sam Houston St.	54	75		
92	A	McNeese St.	51	66	118	H	Colorado	58	71	147	H	Sam Houston St.	56	65		
					159	A	Stephen F. Austin	57	69	159	H	Stephen F. Austin	60	72		
					170	A	Lamar	49	63	172	A	Rice	64	61		
					172	A	Rice	64	73	191	A	SMU	64	73		
					204	N	North Texas	58	72	214	A	Indiana	58	80		
					214	A	Indiana	58	80	223	A	Arkansas St.	71	84		
					223	A	Arkansas St.	71	84	227	H	Nicholls St.	70	63		
					227	H	Nicholls St.	70	63	228	H	Iona	77	68		
					228	H	Iona	77	68	231	A	Texas St.	67	73		
					231	A	Texas St.	67	73	231	H	Texas St.	61	74		
					268	A	Tex.-Pan American	52	69	268	H	Tex.-Pan American	56	58		
					268	H	Tex.-Pan American	56	58	287	H	Southeastern La.	78	73		
					287	H	Southeastern La.	78	73	299	A	UTSA	58	72		
					299	A	UTSA	58	72	299	H	UTSA	38	58		
					313	A	Texas-Arlington	61	51	313	A	Texas-Arlington	61	51		
					313	H	Texas-Arlington	74	54	313	H	Texas-Arlington	74	54		
					314	H	Jackson St.	64	61	314	H	Jackson St.	64	61		
					329	H	Northwestern St.	88	86	329	H	Northwestern St.	88	86		
					339	N	Texas Southern	54	63	339	N	Texas Southern	54	63		
LAST 12 Division I GAMES:																
78	A	Central Ark.	45	66	147	A	Sam Houston St.	54	75	313	H	Texas-Arlington	74	54		
313	H	Texas-Arlington	74	54	329	H	Northwestern St.	88	86	314	H	Jackson St.	64	61		
159	H	Stephen F. Austin	60	72	227	H	Nicholls St.	70	63	329	H	Northwestern St.	88	86		
299	A	UTSA	58	72	159	A	Stephen F. Austin	57	69	231	A	Texas St.	67	73		
170	A	Lamar	49	63	231	A	Texas St.	67	73	147	H	Sam Houston St.	56	65		
231	H	Texas St.	61	74												

Non-Div I Games:

A&M-Corpus Christi

■ Loss,
 ■ Non-Conf,
 ■ S Site,
 ■ Home
 ■ A Away
 N Neutral

A
&
M
-
C
o
r
p
u
s
C
h
r
i
s
t
i

A&M-Corpus Christi
RPI S Opponent Score

Through Games Of Sunday, March 4, 2012

RPI	S	Opponent	Score
342	A	Houston Baptist	65 45

A&M-Corpus Christi
i
s
t
i

Average RPI Win:	289	WON-LOST	WINNING	LAST 12	STRENGTH OF	OPP. STRENGTH	TEAM	ADJ.	CONF.	ADJ CONF.
Average RPI Loss:	174	RECORD	PCT. RANK	GAMES	SCHEDULE	OF SCHEDULE	RPI	RPI	RPI	RPI
DIV. I ONLY	6- 23	310	1- 11	231	294	311	311	23	23	
DIV. I NON-CONF.	5- 10	239	0- 0	250	326	263	263	23	23	
TOTALS	RPI 1-25	RPI 26-50	W-L RECORDS	RPI 51-100	RPI 101-150	RPI 150+				
6- 23	0- 0	0- 0	OVERALL	0- 3	0- 7	6- 13				
3- 10	0- 0	0- 0	HOME	0- 2	0- 3	3- 5				
3- 13	0- 0	0- 0	AWAY	0- 1	0- 4	3- 8				
0- 0	0- 0	0- 0	NEUTRAL	0- 0	0- 0	0- 0				
5- 10	0- 0	0- 0	NON-CONFERENCE	0- 1	0- 5	5- 4				
2- 4	0- 0	0- 0	HOME	0- 1	0- 2	2- 1				
3- 6	0- 0	0- 0	AWAY	0- 0	0- 3	3- 3				
0- 0	0- 0	0- 0	NEUTRAL	0- 0	0- 0	0- 0				
1- 13	0- 0	0- 0	CONFERENCE	0- 2	0- 2	1- 9				
1- 6	0- 0	0- 0	HOME	0- 1	0- 1	1- 4				
0- 7	0- 0	0- 0	AWAY	0- 1	0- 1	0- 5				
0- 0	0- 0	0- 0	NEUTRAL	0- 0	0- 0	0- 0				

RPI 1-25			RPI 26-50			RPI 51-100			RPI 101+			Team's RPI: 311	
RPI	S	Opponent	Score	RPI	S	Opponent	Score	RPI	S	Opponent	Score		
								91	H	South Fla.	70	73	
								95	A	San Diego St.	46	59	
								95	H	San Diego St.	62	75	
							</						

Non-Div I Games:

Air Force

■ Loss,
 ■ Non-Conf, S Site,
 ■ Home
 ■ Away
 N Neutral

Average RPI Win:	235	WON-LOST	WINNING	LAST 12	STRENGTH OF	OPP. STRENGTH	TEAM	ADJ.	CONF.	ADJ CONF.
Average RPI Loss:	124	RECORD	PCT. RANK	GAMES	SCHEDULE	OF SCHEDULE	RPI	RPI	RPI	RPI
DIV. I ONLY	14- 17	193	6- 6	169	122	202	202	12	12	
DIV. I NON-CONF.	6- 8	207	0- 0	169	96	200	200	13	13	
TOTALS	RPI 1-25	RPI 26-50	W-L RECORDS	RPI 51-100	RPI 101-150	RPI 150+				
14- 17	0- 1	0- 0	OVERALL	1- 9	1- 2	12- 5				
9- 8	0- 0	0- 0	HOME	1- 4	0- 1	8- 3				
4- 9	0- 1	0- 0	AWAY	0- 5	1- 1	3- 2				
1- 0	0- 0	0- 0	NEUTRAL	0- 0	0- 0	1- 0				
6- 8	0- 1	0- 0	NON-CONFERENCE	1- 3	1- 2	4- 2				
3- 5	0- 0	0- 0	HOME	1- 2	0- 1	2- 2				
2- 3	0- 1	0- 0	AWAY	0- 1	1- 1	1- 0				
1- 0	0- 0	0- 0	NEUTRAL	0- 0	0- 0	1- 0				
8- 9	0- 0	0- 0	CONFERENCE	0- 6	0- 0	8- 3				
6- 3	0- 0	0- 0	HOME	0- 2	0- 0	6- 1				
2- 6	0- 0	0- 0	AWAY	0- 4	0- 0	2- 2				
0- 0	0- 0	0- 0	NEUTRAL	0- 0	0- 0	0- 0				

RPI 1-25				RPI 26-50				RPI 51-100				RPI 101+ Team's RPI: 202			
RPI	S	Opponent	Score	RPI	S	Opponent	Score	RPI	S	Opponent	Score	RPI	S	Opponent	Score
3	A	Notre Dame	61 81					60	A	Bowling Green	58 62	125	H	Providence	65 78
								60	H	Bowling Green	55 60	138	A	Seattle	85 74
								61	H	Howard	64 63	142	A	Robert Morris	78 85
								65	A	Eastern Mich.	46 91	154	H	Saint Francis (PA)	79 80
								76	A	Toledo	60 71	162	H	Central Mich.	97 87
								77	A	Duquesne	70 77	206	H	Northern Ill.	66 72
								79	H	Drexel	60 67	217	N	Loyola Chicago	97 86
								90	A	Miami (OH)	76 84	230	A	Buffalo	91 82
								90	H	Miami (OH)	85 95	230	H	Buffalo	96 82
								99	H	Florida St.	64 90	230	H	Buffalo	78 69
												246	H	Youngstown St.	72 78
												248	A	Ohio	71 72
												248	H	Ohio	71 65
												265	A	Cleveland St.	84 74
												270	A	Ball St.	78 70
												290	H	Western Mich.	81 67
												295	A	Kent St.	76 77
												295	H	Kent St.	68 62
												319	H	Saint Peter's	87 50
												331	H	Chicago St.	82 48
LAST 12 Division I GAMES:															
230	H	Buffalo	96 82	290	H	Western Mich.	81 67								
230	H	Buffalo	78 69	162	H	Central Mich.	97 87								
295	A	Kent St.	76 77	76	A	Toledo	60 71								
90	A	Miami (OH)	76 84	65	A	Eastern Mich.	46 91								
60	H	Bowling Green	55 60	206	H	Northern Ill.	66 72								
248	H	Ohio	71 65	270	A	Ball St.	78 70								

Non-Div I Games:

Akron

■ Loss,
■ Non-Conf,
■ S Site,
■ H Home
■ A Away
N Neutral

Alabama

Through Games Of Sunday, March 4, 2012

Average RPI Win:	215	WON-LOST	WINNING	LAST 12	STRENGTH OF	OPP. STRENGTH	TEAM	ADJ.	CONF.	ADJ CONF.
Average RPI Loss:	75	RECORD	PCT. RANK	GAMES	SCHEDULE	OF SCHEDULE	RPI	RPI	RPI	RPI
DIV. I ONLY	12- 19	238	2- 10	87	68	178	178	2	2	
DIV. I NON-CONF.	10- 4	80	0- 0	293	235	136	136	3	3	
TOTALS	RPI 1-25	RPI 26-50	W-L RECORDS	RPI 51-100	RPI 101-150	RPI 150+				
12- 19	1- 5	1- 6	OVERALL	0- 2	0- 3	10- 3				
8- 7	1- 3	1- 1	HOME	0- 0	0- 2	6- 1				
2- 10	0- 2	0- 4	AWAY	0- 2	0- 1	2- 1				
2- 2	0- 0	0- 1	NEUTRAL	0- 0	0- 0	2- 1				
10- 4	0- 0	1- 0	NON-CONFERENCE	0- 2	0- 0	9- 2				
7- 0	0- 0	1- 0	HOME	0- 0	0- 0	6- 0				
1- 3	0- 0	0- 0	AWAY	0- 2	0- 0	1- 1				
2- 1	0- 0	0- 0	NEUTRAL	0- 0	0- 0	2- 1				
2- 15	1- 5	0- 6	CONFERENCE	0- 0	0- 3	1- 1				
1- 7	1- 3	0- 1	HOME	0- 0	0- 2	0- 1				
1- 7	0- 2	0- 4	AWAY	0- 0	0- 1	1- 0				
0- 1	0- 0	0- 1	NEUTRAL	0- 0	0- 0	0- 0				

RPI	S	Opponent	Score	RPI	S	Opponent	Score	RPI	S	Opponent	Score	RPI	S	Opponent	Score	Team's RPI: 178
4	H	Tennessee	56 86	28	A	Vanderbilt	54 67	78	A	Central Ark.	46 58	119	A	Auburn	40 81	
9	A	Kentucky	68 82	34	A	South Carolina	42 68	88	A	North Carolina St.	57 79	119	H	Auburn	55 65	
9	H	Kentucky	77 75	34	H	South Carolina	55 69					143	H	Mississippi St.	61 66	
20	A	LSU	40 84	34	N	South Carolina	38 57					179	N	Seton Hall	62 56	
20	H	LSU	46 51	35	A	Arkansas	52 70					188	A	Ole Miss	52 47	
24	H	Georgia	66 81	41	A	Florida	37 61					188	H	Ole Miss	55 69	
				47	H	Kansas	80 76					194	N	Louisiana Tech	67 59	
												196	N	Old Dominion	76 77	
												204	A	North Texas	63 69	
												227	H	Nicholls St.	72 51	
												249	H	Presbyterian	65 47	
												263	A	Alabama St.	64 54	
												287	H	Southeastern La.	69 56	
												302	H	Ga. Southern	67 34	
												311	H	Air Force	80 45	
												329	H	Northwestern St.	78 52	
LAST 12 Division I GAMES:																
34	N	South Carolina	38 57	188	A	Ole Miss	52 47									
28	A	Vanderbilt	54 67	24	H	Georgia	66 81									
119	A	Auburn	40 81	35	A	Arkansas	52 70									
34	H	South Carolina	55 69	9	A	Kentucky	68 82									
9	H	Kentucky	77 75	4	H	Tennessee	56 86									
20	H	LSU	46 51	41	A	Florida	37 61									

Non-Div I Games:

Alabama

■ Loss,
 ■ Non-Conf,
 ■ S Site,
 ■ H Home
 ■ A Away
 N Neutral

Average RPI Win:	282	WON-LOST	WINNING	LAST 12	STRENGTH OF	OPP. STRENGTH	TEAM	ADJ.	CONF.	ADJ CONF.
Average RPI Loss:	152	RECORD	PCT. RANK	GAMES	SCHEDULE	OF SCHEDULE	RPI	RPI	RPI	RPI
DIV. I ONLY	16- 11	120	9- 3	332	322	187	187	32	32	
DIV. I NON-CONF.	4- 5	201	0- 0	213	126	173	173	32	32	
TOTALS	RPI 1-25	RPI 26-50	W-L RECORDS	RPI 51-100	RPI 101-150	RPI 150+				
16- 11	0- 0	0- 2	OVERALL	0- 1	0- 4	16- 4				
10- 2	0- 0	0- 0	HOME	0- 0	0- 1	10- 1				
6- 9	0- 0	0- 2	AWAY	0- 1	0- 3	6- 3				
0- 0	0- 0	0- 0	NEUTRAL	0- 0	0- 0	0- 0				
4- 5	0- 0	0- 2	NON-CONFERENCE	0- 1	0- 2	4- 0				
3- 0	0- 0	0- 0	HOME	0- 0	0- 0	3- 0				
1- 5	0- 0	0- 2	AWAY	0- 1	0- 2	1- 0				
0- 0	0- 0	0- 0	NEUTRAL	0- 0	0- 0	0- 0				
12- 6	0- 0	0- 0	CONFERENCE	0- 0	0- 2	12- 4				
7- 2	0- 0	0- 0	HOME	0- 0	0- 1	7- 1				
5- 4	0- 0	0- 0	AWAY	0- 0	0- 1	5- 3				
0- 0	0- 0	0- 0	NEUTRAL	0- 0	0- 0	0- 0				

RPI S	Opponent	Score	RPI S	Opponent	Score	RPI S	Opponent	Score	RPI S	Opponent	Score	Team's RPI: 187
28	A Vanderbilt	55 86	99	A Florida St.	41 86	103	A UAB	46 57				
34	A South Carolina	53 60				112	A Illinois	65 83				
						139	A Mississippi Val.	44 73				
						139	H Mississippi Val.	67 69				
						208	A Grambling	76 64				
						208	H Grambling	64 68				
						212	H Tennessee Tech	61 35				
						225	A Southern U.	32 51				
						225	H Southern U.	67 62				
						252	A Prairie View	61 49				
						252	H Prairie View	55 53				
						263	A Alabama St.	65 56				
						263	H Alabama St.	63 51				
						273	A Alcorn St.	45 49				
						273	H Alcorn St.	61 50				
						286	A Austin Peay	80 68				
						292	H Murray St.	76 71				
						314	A Jackson St.	66 72				
						314	H Jackson St.	65 43				
						332	H Lipscomb	72 54				
						334	A Ark.-Pine Bluff	61 55				
						334	H Ark.-Pine Bluff	64 44				
						339	A Texas Southern	55 40				
						339	H Texas Southern	56 36				
LAST 12 Division I GAMES:												
208	H Grambling	64 68	263	H Alabama St.	63 51							
314	H Jackson St.	65 43	139	A Mississippi Val.	44 73							
339	A Texas Southern	55 40	334	A Ark.-Pine Bluff	61 55							
252	A Prairie View	61 49	252	H Prairie View	55 53							
273	H Alcorn St.	61 50	339	H Texas Southern	56 36							
225	H Southern U.	67 62	273	A Alcorn St.	45 49							

Non-Div I Games: Stillman 62 40

Alabama A&M

■ Loss,
 ■ Non-Conf, S Site,
 ■ Home
 ■ Away
 N Neutral

Average RPI Win:	278	WON-LOST	WINNING	LAST 12	STRENGTH OF	OPP. STRENGTH	TEAM	ADJ.	CONF.	ADJ CONF.
Average RPI Loss:	184	RECORD	PCT. RANK	GAMES	SCHEDULE	OF SCHEDULE	RPI	RPI	RPI	RPI
DIV. I ONLY	13- 13	165	8- 4	335	332	263	263	32	32	
DIV. I NON-CONF.	2- 6	275	0- 0	255	189	300	300	32	32	
TOTALS	RPI 1-25	RPI 26-50	W-L RECORDS	RPI 51-100	RPI 101-150	RPI 150+				
13- 13	0- 2	0- 0	OVERALL	0- 0	1- 2	12- 9				
9- 5	0- 0	0- 0	HOME	0- 0	1- 1	8- 4				
4- 8	0- 2	0- 0	AWAY	0- 0	0- 1	4- 5				
0- 0	0- 0	0- 0	NEUTRAL	0- 0	0- 0	0- 0				
2- 6	0- 2	0- 0	NON-CONFERENCE	0- 0	0- 1	2- 3				
1- 4	0- 0	0- 0	HOME	0- 0	0- 1	1- 3				
1- 2	0- 2	0- 0	AWAY	0- 0	0- 0	1- 0				
0- 0	0- 0	0- 0	NEUTRAL	0- 0	0- 0	0- 0				
11- 7	0- 0	0- 0	CONFERENCE	0- 0	1- 1	10- 6				
8- 1	0- 0	0- 0	HOME	0- 0	1- 0	7- 1				
3- 6	0- 0	0- 0	AWAY	0- 0	0- 1	3- 5				
0- 0	0- 0	0- 0	NEUTRAL	0- 0	0- 0	0- 0				

RPI 1-25				RPI 26-50				RPI 51-100				RPI 101+ Team's RPI: 263			
RPI	S	Opponent	Score	RPI	S	Opponent	Score	RPI	S	Opponent	Score	RPI	S	Opponent	Score
14	A	Georgia Tech	37 97									114	H	Samford	51 62
20	A	LSU	35 67									139	A	Mississippi Val.	50 65
												139	H	Mississippi Val.	65 62
												178	H	Alabama	54 64
												187	A	Alabama A&M	51 63
												187	H	Alabama A&M	56 65
												208	A	Grambling	48 62
												208	H	Grambling	55 48
												225	A	Southern U.	51 71
												225	H	Southern U.	52 39
												227	A	Nicholls St.	61 57
												252	A	Prairie View	44 52
												252	H	Prairie View	67 53
												260	H	Kennesaw St.	51 61
												273	A	Alcorn St.	49 56
												273	H	Alcorn St.	62 57
												314	A	Jackson St.	52 49
												314	H	Jackson St.	61 51
												320	H	Savannah St.	47 45
												334	A	Ark.-Pine Bluff	68 57
												334	H	Ark.-Pine Bluff	66 58
												337	H	Troy	53 60
												339	A	Texas Southern	52 51
												339	H	Texas Southern	68 47
LAST 12 Division I GAMES:															
314	H	Jackson St.	61 51	187	A	Alabama A&M	51 63								
208	H	Grambling	55 48	334	A	Ark.-Pine Bluff	68 57								
252	A	Prairie View	44 52	139	A	Mississippi Val.	50 65								
339	A	Texas Southern	52 51	339	H	Texas Southern	68 47								
225	H	Southern U.	52 39	252	H	Prairie View	67 53								
273	H	Alcorn St.	62 57	225	A	Southern U.	51 71								

Non-Div I Games: Mobile 78 59

Alabama St.

■ Loss,
 ■ Non-Conf,
 ■ S Site,
 ■ Home
 ■ A Away
 N Neutral

Albany (NY)

Through Games Of Sunday, March 4, 2012

Average RPI Win:	216	WON-LOST	WINNING	LAST 12	STRENGTH OF	OPP. STRENGTH	TEAM	ADJ.	CONF.	ADJ CONF.
Average RPI Loss:	127	RECORD	PCT. RANK	GAMES	SCHEDULE	OF SCHEDULE	RPI	RPI	RPI	RPI
DIV. I ONLY	22- 9	61	11- 1	164	221	83	83	16	16	
DIV. I NON-CONF.	6- 7	181	0- 0	107	231	135	135	14	14	
TOTALS	RPI 1-25	RPI 26-50	W-L RECORDS	RPI 51-100	RPI 101-150	RPI 150+				
22- 9	0- 0	0- 1	OVERALL	3- 3	3- 3	16- 2				
10- 2	0- 0	0- 0	HOME	1- 2	2- 0	7- 0				
10- 6	0- 0	0- 1	AWAY	2- 1	1- 2	7- 2				
2- 1	0- 0	0- 0	NEUTRAL	0- 0	0- 1	2- 0				
6- 7	0- 0	0- 1	NON-CONFERENCE	1- 1	1- 3	4- 2				
4- 0	0- 0	0- 0	HOME	1- 0	1- 0	2- 0				
2- 6	0- 0	0- 1	AWAY	0- 1	0- 2	2- 2				
0- 1	0- 0	0- 0	NEUTRAL	0- 0	0- 1	0- 0				
16- 2	0- 0	0- 0	CONFERENCE	2- 2	2- 0	12- 0				
6- 2	0- 0	0- 0	HOME	0- 2	1- 0	5- 0				
8- 0	0- 0	0- 0	AWAY	2- 0	1- 0	5- 0				
2- 0	0- 0	0- 0	NEUTRAL	0- 0	0- 0	2- 0				

RPI 1-25				RPI 26-50				RPI 51-100				Team's RPI: 83	RPI 101+			
RPI	S	Opponent	Score	RPI	S	Opponent	Score	RPI	S	Opponent	Score		RPI	S	Opponent	Score
				40	A	Iowa	60 82	68	H	Sacred Heart	64 54		110	A	LIU Brooklyn	52 64
								73	A	Boston U.	48 41		124	A	UMBC	65 63
								73	H	Boston U.	54 58		124	H	UMBC	53 41
								76	A	Toledo	39 53		135	A	FIU	56 69
								100	A	Hartford	40 37		137	H	La Salle	81 76
								100	H	Hartford	57 65		140	N	Charlotte	59 61
													185	A	New Hampshire	60 44
													185	H	New Hampshire	68 59
													197	A	Fordham	59 42
													215	H	Niagara	55 42
													218	A	Binghamton	37 36
													218	H	Binghamton	69 37
													218	N	Binghamton	58 50
													221	A	Brown	53 65
													242	A	Siena	72 48
													245	A	Canisius	60 64
													275	A	Vermont	59 56
													275	H	Vermont	65 47
													275	N	Vermont	74 61
													317	A	Maine	60 48
													317	H	Maine	68 55
													326	H	St. Francis (NY)	50 34
													327	A	Stony Brook	57 32
													327	H	Stony Brook	57 47
LAST 12 Division I GAMES:																
				218	N	Binghamton	58 50	185	H	New Hampshire	68 59					
				275	N	Vermont	74 61	327	H	Stony Brook	57 47					
				218	H	Binghamton	69 37	124	A	UMBC	65 63					
				73	A	Boston U.	48 41	100	H	Hartford	57 65					
				275	A	Vermont	59 56	218	A	Binghamton	37 36					
				317	H	Maine	68 55	275	H	Vermont	65 47					

Non-Div I Games:

Albany (NY)

Loss, Non-Conf, S Site, H Home A Away N Neutral

Average RPI Win: 283		WON-LOST	WINNING	LAST 12	STRENGTH OF	OPP. STRENGTH	TEAM	ADJ.	CONF.	ADJ CONF.
Average RPI Loss: 172		RECORD	PCT. RANK	GAMES	SCHEDULE	OF SCHEDULE	RPI	RPI	RPI	RPI
DIV. I ONLY		11- 19	247	5- 7	312	291	273	273	32	32
DIV. I NON-CONF.		2- 10	305	0- 0	193	64	269	269	32	32
TOTALS		RPI 1-25	RPI 26-50	W-L RECORDS	RPI 51-100	RPI 101-150	RPI 150+			
11- 19	0- 0		0- 1	OVERALL	0- 3	1- 4	10- 11			
6- 3	0- 0		0- 0	HOME	0- 0	1- 0	5- 3			
4- 13	0- 0		0- 1	AWAY	0- 1	0- 3	4- 8			
1- 3	0- 0		0- 0	NEUTRAL	0- 2	0- 1	1- 0			
2- 10	0- 0		0- 1	NON-CONFERENCE	0- 3	0- 3	2- 3			
0- 0	0- 0		0- 0	HOME	0- 0	0- 0	0- 0			
1- 7	0- 0		0- 1	AWAY	0- 1	0- 2	1- 3			
1- 3	0- 0		0- 0	NEUTRAL	0- 2	0- 1	1- 0			
9- 9	0- 0		0- 0	CONFERENCE	0- 0	1- 1	8- 8			
6- 3	0- 0		0- 0	HOME	0- 0	1- 0	5- 3			
3- 6	0- 0		0- 0	AWAY	0- 0	0- 1	3- 5			
0- 0	0- 0		0- 0	NEUTRAL	0- 0	0- 0	0- 0			

[illegible]

Non-Div I Games:

Alcorn St.

Loss, Non-Conf, S Site, H Home A Away N Neutral

Average RPI Win:	252	WON-LOST	WINNING	LAST 12	STRENGTH OF	OPP. STRENGTH	TEAM	ADJ.	CONF.	ADJ CONF.
Average RPI Loss:	134	RECORD	PCT. RANK	GAMES	SCHEDULE	OF SCHEDULE	RPI	RPI	RPI	RPI
DIV. I ONLY	23- 6	25	12- 0	301	275	122	122	29	29	
DIV. I NON-CONF.	8- 6	128	0- 0	262	202	196	196	29	29	
TOTALS	RPI 1-25	RPI 26-50	W-L RECORDS	RPI 51-100	RPI 101-150	RPI 150+				
23- 6	0- 1	0- 1	OVERALL	0- 1	0- 0	23- 3				
11- 5	0- 1	0- 1	HOME	0- 1	0- 0	11- 2				
10- 1	0- 0	0- 0	AWAY	0- 0	0- 0	10- 1				
2- 0	0- 0	0- 0	NEUTRAL	0- 0	0- 0	2- 0				
8- 6	0- 1	0- 1	NON-CONFERENCE	0- 1	0- 0	8- 3				
3- 5	0- 1	0- 1	HOME	0- 1	0- 0	3- 2				
3- 1	0- 0	0- 0	AWAY	0- 0	0- 0	3- 1				
2- 0	0- 0	0- 0	NEUTRAL	0- 0	0- 0	2- 0				
15- 0	0- 0	0- 0	CONFERENCE	0- 0	0- 0	15- 0				
8- 0	0- 0	0- 0	HOME	0- 0	0- 0	8- 0				
7- 0	0- 0	0- 0	AWAY	0- 0	0- 0	7- 0				
0- 0	0- 0	0- 0	NEUTRAL	0- 0	0- 0	0- 0				

RPI 1-25				RPI 26-50				RPI 51-100				RPI 101+ Team's RPI: 122			
RPI	S	Opponent	Score	RPI	S	Opponent	Score	RPI	S	Opponent	Score	RPI	S	Opponent	Score
6	H	Maryland	42 76	33	H	James Madison	64 68	75	H	Quinnipiac	59 72	166	A	Holy Cross	61 58
												166	H	Holy Cross	67 47
												171	A	George Mason	55 51
												182	A	Lehigh	67 50
												182	H	Lehigh	55 49
												186	H	Loyola Maryland	63 48
												193	H	Mt. St. Mary's	77 62
												206	A	Navy	55 52
												206	H	Navy	49 44
												216	H	Md.-East. Shore	37 39
												235	H	Oakland	62 68
												240	A	George Washington	49 60
												246	A	Youngstown St.	48 41
												262	A	Army	40 39
												262	H	Army	54 48
												277	N	San Jose St.	49 46
												286	N	Austin Peay	55 54
												290	H	Western Mich.	77 52
												300	A	Lafayette	58 54
												300	H	Lafayette	59 54
												300	H	Lafayette	80 54
												306	A	Colgate	56 43
												306	H	Colgate	70 47
												306	H	Colgate	70 47
												330	A	Bucknell	62 59
												330	H	Bucknell	71 45
												337	A	Troy	55 45
LAST 12 Division I GAMES:															
300	H	Lafayette	59 54	182	A	Lehigh	67 50								
300	A	Lafayette	58 54	306	H	Colgate	70 47								
330	A	Bucknell	62 59	300	H	Lafayette	80 54								
262	H	Army	54 48	330	H	Bucknell	71 45								
206	A	Navy	55 52	262	A	Army	40 39								
166	H	Holy Cross	67 47	206	H	Navy	49 44								

Non-Div I Games:

American

■ Loss,
 ■ Non-Conf, S Site,
 ■ Home
 ■ Away
 N Neutral

Average RPI Win:	232	WON-LOST	WINNING	LAST 12	STRENGTH OF	OPP. STRENGTH	TEAM	ADJ.	CONF.	ADJ CONF.
Average RPI Loss:	61	RECORD	PCT. RANK	GAMES	SCHEDULE	OF SCHEDULE	RPI	RPI	RPI	RPI
DIV. I ONLY	25- 5	14	10- 2	268	184	66	66	14	14	
DIV. I NON-CONF.	6- 2	61	0- 0	333	136	123	123	20	20	
TOTALS	RPI 1-25	RPI 26-50	W-L RECORDS	RPI 51-100	RPI 101-150	RPI 150+				
25- 5	0- 1	0- 0	OVERALL	2- 4	2- 0	21- 0				
11- 1	0- 0	0- 0	HOME	1- 1	1- 0	9- 0				
11- 4	0- 1	0- 0	AWAY	0- 3	1- 0	10- 0				
3- 0	0- 0	0- 0	NEUTRAL	1- 0	0- 0	2- 0				
6- 2	0- 1	0- 0	NON-CONFERENCE	0- 1	0- 0	6- 0				
2- 0	0- 0	0- 0	HOME	0- 0	0- 0	2- 0				
3- 2	0- 1	0- 0	AWAY	0- 1	0- 0	3- 0				
1- 0	0- 0	0- 0	NEUTRAL	0- 0	0- 0	1- 0				
19- 3	0- 0	0- 0	CONFERENCE	2- 3	2- 0	15- 0				
9- 1	0- 0	0- 0	HOME	1- 1	1- 0	7- 0				
8- 2	0- 0	0- 0	AWAY	0- 2	1- 0	7- 0				
2- 0	0- 0	0- 0	NEUTRAL	1- 0	0- 0	1- 0				

RPI 1-25				RPI 26-50				RPI 51-100 Team's RPI: 66				RPI 101+			
RPI	S	Opponent	Score	RPI	S	Opponent	Score	RPI	S	Opponent	Score	RPI	S	Opponent	Score
24	A	Georgia	37 81					51	A	Virginia	48 80	114	A	Samford	57 53
								59	A	Chattanooga	71 80	114	H	Samford	53 49
								59	H	Chattanooga	62 51	176	A	Elon	72 58
								59	N	Chattanooga	77 52	176	H	Elon	84 68
								85	A	Davidson	54 61	198	A	Furman	78 63
								85	H	Davidson	52 55	198	H	Furman	85 70
												232	A	Western Caro.	82 46
												232	H	Western Caro.	58 39
												232	N	Western Caro.	61 43
												243	A	Georgia St.	82 58
												259	A	Col. of Charleston	50 41
												259	H	Col. of Charleston	71 52
												267	N	Eastern Ky.	64 62
												269	H	East Tenn. St.	89 65
												279	H	Longwood	64 54
												281	A	Wofford	59 58
												281	H	Wofford	75 46
												302	A	Ga. Southern	57 46
												302	H	Ga. Southern	64 45
												309	A	UNC Greensboro	81 66
												309	H	UNC Greensboro	79 60
												322	A	Gardner-Webb	69 41
												335	A	UNC Asheville	85 71
LAST 12 Division I GAMES:															
				59	N	Chattanooga	77 52	176	H	Elon	84 68				
				232	N	Western Caro.	61 43	309	H	UNC Greensboro	79 60				
				59	A	Chattanooga	71 80	281	H	Wofford	75 46				
				114	A	Samford	57 53	259	A	Col. of Charleston	50 41				
				198	H	Furman	85 70	302	A	Ga. Southern	57 46				
				85	A	Davidson	54 61	232	H	Western Caro.	58 39				

Non-Div I Games:

Appalachian St.

■ Loss,
 ■ Non-Conf, S Site,
 ■ Home
 ■ Away
 N Neutral

Average RPI Win:	195	WON-LOST	WINNING	LAST 12	STRENGTH OF	OPP. STRENGTH	TEAM	ADJ.	CONF.	ADJ CONF.
Average RPI Loss:	76	RECORD	PCT. RANK	GAMES	SCHEDULE	OF SCHEDULE	RPI	RPI	RPI	RPI
DIV. I ONLY	13- 16	199	1- 11	122	71	164	164	4	4	
DIV. I NON-CONF.	10- 1	14	0- 0	281	273	81	81	5	5	
TOTALS	RPI 1-25	RPI 26-50	W-L RECORDS	RPI 51-100	RPI 101-150	RPI 150+				
13- 16	0- 1	0- 4	OVERALL	3- 5	3- 6	7- 0				
7- 7	0- 1	0- 2	HOME	1- 2	3- 2	3- 0				
5- 8	0- 0	0- 1	AWAY	1- 3	0- 4	4- 0				
1- 1	0- 0	0- 1	NEUTRAL	1- 0	0- 0	0- 0				
10- 1	0- 0	0- 1	NON-CONFERENCE	1- 0	2- 0	7- 0				
5- 0	0- 0	0- 0	HOME	0- 0	2- 0	3- 0				
4- 0	0- 0	0- 0	AWAY	0- 0	0- 0	4- 0				
1- 1	0- 0	0- 1	NEUTRAL	1- 0	0- 0	0- 0				
3- 15	0- 1	0- 3	CONFERENCE	2- 5	1- 6	0- 0				
2- 7	0- 1	0- 2	HOME	1- 2	1- 2	0- 0				
1- 8	0- 0	0- 1	AWAY	1- 3	0- 4	0- 0				
0- 0	0- 0	0- 0	NEUTRAL	0- 0	0- 0	0- 0				

RPI 1-25				RPI 26-50				RPI 51-100				RPI 101+				Team's RPI: 164	
RPI	S	Opponent	Score	RPI	S	Opponent	Score	RPI	S	Opponent	Score	RPI	S	Opponent	Score		
2	H	stanford	51 91	30	A	Southern California	62 78	56	A	UCLA	58 72	102	A	Utah	67 73		
				30	H	Southern California	67 72	56	H	UCLA	74 66	102	H	Utah	60 65		
				31	H	California	74 78	67	A	Arizona St.	45 60	104	H	UNLV	62 58		
				43	N	BYU	73 82	67	H	Arizona St.	63 70	109	H	Wichita St.	74 60		
								70	A	Oregon St.	58 56	118	A	Colorado	59 69		
								97	N	Syracuse	80 74	118	H	Colorado	54 56		
								98	A	Washington	48 77	123	A	Oregon	73 87		
								98	H	Washington	59 68	126	A	Washington St.	68 78		
												126	H	Washington St.	90 51		
												204	H	North Texas	69 62		
												243	A	Georgia St.	79 66		
												258	H	Long Beach St.	66 42		
												302	A	Ga. Southern	88 46		
												305	H	New Mexico	59 50		
												328	A	New Mexico St.	84 67		
												334	A	Ark.-Pine Bluff	67 37		
LAST 12 Division I GAMES:																	
				67	H	Arizona St.	63 70					118	A	Colorado	59 69		
				56	A	UCLA	58 72					2	H	Stanford	51 91		
				30	A	Southern California	62 78					31	H	California	74 78		
				98	H	Washington	59 68					126	A	Washington St.	68 78		
				126	H	Washington St.	90 51					98	A	Washington	48 77		
				102	A	Utah	67 73					118	H	Colorado	54 56		

Non-Div I Games: BYU-Hawaii 78 61

Arizona

■ Loss,
 ■ Non-Conf, S Site,
 ■ Home
 ■ Away
 N Neutral

Average RPI Win:	152	WON-LOST	WINNING	LAST 12	STRENGTH OF	OPP. STRENGTH	TEAM	ADJ.	CONF.	ADJ CONF.
Average RPI Loss:	41	RECORD	PCT. RANK	GAMES	SCHEDULE	OF SCHEDULE	RPI	RPI	RPI	RPI
DIV. I ONLY	19- 10	81	7- 5	75	42	67	67	4	4	
DIV. I NON-CONF.	9- 2	37	0- 0	137	53	51	51	5	5	
TOTALS	RPI 1-25	RPI 26-50	W-L RECORDS	RPI 51-100	RPI 101-150	RPI 150+				
19- 10	0- 3	0- 3	OVERALL	4- 3	7- 1	8- 0				
12- 4	0- 1	0- 2	HOME	3- 1	3- 0	6- 0				
6- 5	0- 1	0- 1	AWAY	1- 2	3- 1	2- 0				
1- 1	0- 1	0- 0	NEUTRAL	0- 0	1- 0	0- 0				
9- 2	0- 2	0- 0	NON-CONFERENCE	2- 0	1- 0	6- 0				
7- 0	0- 0	0- 0	HOME	2- 0	0- 0	5- 0				
1- 1	0- 1	0- 0	AWAY	0- 0	0- 0	1- 0				
1- 1	0- 1	0- 0	NEUTRAL	0- 0	1- 0	0- 0				
10- 8	0- 1	0- 3	CONFERENCE	2- 3	6- 1	2- 0				
5- 4	0- 1	0- 2	HOME	1- 1	3- 0	1- 0				
5- 4	0- 0	0- 1	AWAY	1- 2	3- 1	1- 0				
0- 0	0- 0	0- 0	NEUTRAL	0- 0	0- 0	0- 0				

RPI 1-25				RPI 26-50				RPI 51-100 Team's RPI: 67				RPI 101+			
RPI	S	Opponent	Score	RPI	S	Opponent	Score	RPI	S	Opponent	Score	RPI	S	Opponent	Score
2	H	Stanford	49 62	30	A	Southern California	53 59	54	H	UTEP	47 45	102	A	Utah	46 50
13	N	Rutgers	52 59	30	H	Southern California	48 60	56	A	UCLA	38 53	102	H	Utah	59 51
18	A	DePaul	55 73	31	H	California	62 67	56	H	UCLA	48 64	112	N	Illinois	51 50
								70	A	Oregon St.	51 56	118	A	Colorado	60 47
								93	H	Illinois St.	77 54	118	H	Colorado	64 43
								98	A	Washington	57 53	123	A	Oregon	53 49
								98	H	Washington	47 41	126	A	Washington St.	63 46
												126	H	Washington St.	47 42
												152	H	Eastern Wash.	74 43
												164	A	Arizona	70 63
												164	H	Arizona	60 45
												174	A	Colorado St.	56 52
												203	H	Boston College	79 54
												262	H	Army	83 46
												284	H	Cal St. Fullerton	63 49
												310	H	UC Riverside	66 46
LAST 12 Division I GAMES:															
164	A	Arizona	70 63	102	A	Utah	46 50								
30	A	Southern California	53 59	31	H	California	62 67								
56	A	UCLA	38 53	2	H	Stanford	49 62								
126	H	Washington St.	47 42	98	A	Washington	57 53								
98	H	Washington	47 41	126	A	Washington St.	63 46								
118	A	Colorado	60 47	102	H	Utah	59 51								

Non-Div I Games:

Arizona St.

Average RPI Win:	339	WON-LOST	WINNING	LAST 12	STRENGTH OF	OPP. STRENGTH	TEAM	ADJ.	CONF.	ADJ CONF.
Average RPI Loss:	177	RECORD	PCT. RANK	GAMES	SCHEDULE	OF SCHEDULE	RPI	RPI	RPI	RPI
DIV. I ONLY	1- 28	340	1- 11	171	288	334	334	32	32	
DIV. I NON-CONF.	0- 11	337	0- 0	13	22	243	243	32	32	
TOTALS	RPI 1-25	RPI 26-50	W-L RECORDS	RPI 51-100	RPI 101-150	RPI 150+				
1- 28	0- 2	0- 2	OVERALL	0- 4	0- 3	1- 17				
1- 9	0- 0	0- 0	HOME	0- 0	0- 1	1- 8				
0- 19	0- 1	0- 2	AWAY	0- 4	0- 2	0- 9				
0- 0	0- 0	0- 0	NEUTRAL	0- 0	0- 0	0- 0				
0- 11	0- 2	0- 2	NON-CONFERENCE	0- 4	0- 1	0- 2				
0- 1	0- 0	0- 0	HOME	0- 0	0- 0	0- 1				
0- 10	0- 2	0- 2	AWAY	0- 4	0- 1	0- 1				
0- 0	0- 0	0- 0	NEUTRAL	0- 0	0- 0	0- 0				
1- 17	0- 0	0- 0	CONFERENCE	0- 0	0- 2	1- 15				
1- 8	0- 0	0- 0	HOME	0- 0	0- 1	1- 7				
0- 9	0- 0	0- 0	AWAY	0- 0	0- 1	0- 8				
0- 0	0- 0	0- 0	NEUTRAL	0- 0	0- 0	0- 0				

RPI 1-25				RPI 26-50				RPI 51-100				RPI 101+ Team's RPI: 334			
RPI	S	Opponent	Score	RPI	S	Opponent	Score	RPI	S	Opponent	Score	RPI	S	Opponent	Score
9	A	Kentucky	43 101	32	A	Nebraska	43 95	52	A	Oklahoma St.	35 98	128	A	Marquette	36 84
20	A	LSU	28 80	45	A	Texas	40 79	72	A	Memphis	60 89	139	A	Mississippi Val.	50 92
								78	A	Central Ark.	38 61	139	H	Mississippi Val.	47 65
								95	A	San Diego St.	43 86	164	H	Arizona	37 67
												187	A	Alabama A&M	44 64
												187	H	Alabama A&M	55 61
												188	A	Ole Miss	52 83
												208	A	Grambling	56 85
												208	H	Grambling	56 69
												225	A	Southern U.	48 62
												225	H	Southern U.	62 81
												252	A	Prairie View	51 102
												252	H	Prairie View	52 72
												263	A	Alabama St.	58 66
												263	H	Alabama St.	57 68
												273	A	Alcorn St.	63 80
												273	H	Alcorn St.	51 65
												314	A	Jackson St.	45 62
												314	H	Jackson St.	51 59
												339	A	Texas Southern	36 57
												339	H	Texas Southern	69 52
LAST 12 Division I GAMES:															
139	H	Mississippi Val.	47 65	225	A	Southern U.	48 62								
208	A	Grambling	56 85	263	H	Alabama St.	57 68								
314	A	Jackson St.	45 62	187	H	Alabama A&M	55 61								
252	H	Prairie View	52 72	314	H	Jackson St.	51 59								
339	H	Texas Southern	69 52	208	H	Grambling	56 69								
273	A	Alcorn St.	63 80	252	A	Prairie View	51 102								

Non-Div I Games:

Ark.-Pine Bluff

Arkansas

Through Games Of Sunday, March 4, 2012

Average RPI Win:	132	WON-LOST	WINNING	LAST 12	STRENGTH OF	OPP. STRENGTH	TEAM	ADJ.	CONF.	ADJ CONF.
Average RPI Loss:	53	RECORD	PCT. RANK	GAMES	SCHEDULE	OF SCHEDULE	RPI	RPI	RPI	RPI
DIV. I ONLY	22- 8	45	9- 3	50	45	35	35	2	2	
DIV. I NON-CONF.	11- 1	10	0- 0	181	190	41	41	3	3	
TOTALS	RPI 1-25	RPI 26-50	W-L RECORDS	RPI 51-100	RPI 101-150	RPI 150+				
22- 8	2- 5	4- 1	OVERALL	2- 0	7- 1	7- 1				
14- 2	0- 2	3- 0	HOME	0- 0	5- 0	6- 0				
5- 4	2- 2	1- 1	AWAY	0- 0	2- 0	0- 1				
3- 2	0- 1	0- 0	NEUTRAL	2- 0	0- 1	1- 0				
11- 1	0- 0	1- 0	NON-CONFERENCE	2- 0	3- 1	5- 0				
8- 0	0- 0	0- 0	HOME	0- 0	3- 0	5- 0				
1- 0	0- 0	1- 0	AWAY	0- 0	0- 0	0- 0				
2- 1	0- 0	0- 0	NEUTRAL	2- 0	0- 1	0- 0				
11- 7	2- 5	3- 1	CONFERENCE	0- 0	4- 0	2- 1				
6- 2	0- 2	3- 0	HOME	0- 0	2- 0	1- 0				
4- 4	2- 2	0- 1	AWAY	0- 0	2- 0	0- 1				
1- 1	0- 1	0- 0	NEUTRAL	0- 0	0- 0	1- 0				

RPI	S	Opponent	Score	RPI	S	Opponent	Score	Team's RPI: 35	RPI	S	Opponent	Score	RPI	S	Opponent	Score
4	A	Tennessee	72 71	28	H	Vanderbilt	69 47		91	N	South Fla.	65 61	102	H	Utah	57 56
4	H	Tennessee	38 69	34	A	South Carolina	47 53		99	N	Florida St.	55 52	113	H	Oral Roberts	65 37
9	A	Kentucky	72 84	34	H	South Carolina	68 47						119	A	Auburn	51 48
20	A	LSU	72 52	37	A	Middle Tenn.	59 53						119	H	Auburn	59 39
20	H	LSU	42 50	41	H	Florida	73 72						121	N	Minnesota	60 68
20	N	LSU	40 41										139	H	Mississippi Val.	59 40
24	A	Georgia	57 67										143	A	Mississippi St.	51 35
													143	H	Mississippi St.	67 53
													159	H	Stephen F. Austin	61 46
													178	H	Alabama	70 52
													188	A	Ole Miss	54 60
													188	N	Ole Miss	67 47
													208	H	Grambling	69 49
													296	H	Morgan St.	81 50
													313	H	Texas-Arlington	57 34
													339	H	Texas Southern	86 41
LAST 12 Division I GAMES:																
20	N	LSU	40 41	119	A	Auburn	51 48									
188	N	Ole Miss	67 47	34	H	South Carolina	68 47									
34	A	South Carolina	47 53	178	H	Alabama	70 52									
4	A	Tennessee	72 71	41	H	Florida	73 72									
143	H	Mississippi St.	67 53	143	A	Mississippi St.	51 35									
20	H	LSU	42 50	20	A	LSU	72 52									

Non-Div I Games:

Arkansas

■ Loss,
 ■ Non-Conf,
 ■ S Site,
 ■ Home
 ■ A Away
 N Neutral

Average RPI Win:	206	WON-LOST	WINNING	LAST 12	STRENGTH OF	OPP. STRENGTH	TEAM	ADJ.	CONF.	ADJ CONF.
Average RPI Loss:	152	RECORD	PCT. RANK	GAMES	SCHEDULE	OF SCHEDULE	RPI	RPI	RPI	RPI
DIV. I ONLY	12- 18	226	5- 7	148	195	223	223	17	17	
DIV. I NON-CONF.	6- 7	181	0- 0	68	220	165	165	16	16	
TOTALS	RPI 1-25	RPI 26-50	W-L RECORDS	RPI 51-100	RPI 101-150	RPI 150+				
12- 18	0- 0	1- 1	OVERALL	1- 2	1- 6	9- 9				
9- 6	0- 0	1- 0	HOME	1- 1	1- 3	6- 2				
3- 9	0- 0	0- 1	AWAY	0- 0	0- 3	3- 5				
0- 3	0- 0	0- 0	NEUTRAL	0- 1	0- 0	0- 2				
6- 7	0- 0	1- 0	NON-CONFERENCE	1- 2	1- 1	3- 4				
5- 2	0- 0	1- 0	HOME	1- 1	1- 0	2- 1				
1- 3	0- 0	0- 0	AWAY	0- 0	0- 1	1- 2				
0- 2	0- 0	0- 0	NEUTRAL	0- 1	0- 0	0- 1				
6- 11	0- 0	0- 1	CONFERENCE	0- 0	0- 5	6- 5				
4- 4	0- 0	0- 0	HOME	0- 0	0- 3	4- 1				
2- 6	0- 0	0- 1	AWAY	0- 0	0- 2	2- 3				
0- 1	0- 0	0- 0	NEUTRAL	0- 0	0- 0	0- 1				

RPI 1-25			RPI 26-50			RPI 51-100			RPI 101+ Team's RPI: 223		
RPI	S	Opponent	Score	RPI	S	Opponent	Score	RPI	S	Opponent	Score
				30	H	Southern California	58 56	53	H	Missouri St.	68 77
				37	A	Middle Tenn.	62 71	76	H	Toledo	64 56
								93	N	Illinois St.	50 78
LAST 12 Division I GAMES:											
				173	N	South Ala.	38 62	173	A	South Ala.	39 68
				111	A	UALR	43 59	251	H	La.-Monroe	76 61
				226	A	Western Ky.	56 53	204	A	North Texas	54 68
				135	H	FIU	45 52	131	A	Denver	61 73
				337	H	Troy	62 39	303	H	La.-Lafayette	55 52
				303	A	La.-Lafayette	57 50	37	A	Middle Tenn.	62 71
								303	A	La.-Lafayette	57 50
								303	H	La.-Lafayette	55 52
								321	H	A&M-Corpus Christi	84 71
								323	A	Southeast Mo. St.	52 56
								337	H	Troy	62 39

Non-Div I Games:

Arkansas St.

■ Loss,
■ Non-Conf,
■ S Site,
■ H Home
■ A Away
N Neutral

Average RPI Win: 274	WON-LOST	WINNING	LAST 12	STRENGTH OF	OPP. STRENGTH	TEAM	ADJ.	CONF.	ADJ CONF.
Average RPI Loss: 177	RECORD	PCT. RANK	GAMES	SCHEDULE	OF SCHEDULE	RPI	RPI	RPI	RPI
DIV. I ONLY	13- 16	199	6- 6	316	284	262	262	29	29
DIV. I NON-CONF.	5- 9	237	0- 0	324	238	309	309	29	29
TOTALS	RPI 1-25	RPI 26-50	W-L RECORDS	RPI 51-100	RPI 101-150	RPI 150+			
13- 16	0- 0	0- 0	OVERALL	0- 2	0- 2	13- 12			
9- 6	0- 0	0- 0	HOME	0- 1	0- 1	9- 4			
4- 10	0- 0	0- 0	AWAY	0- 1	0- 1	4- 8			
0- 0	0- 0	0- 0	NEUTRAL	0- 0	0- 0	0- 0			
5- 9	0- 0	0- 0	NON-CONFERENCE	0- 2	0- 0	5- 7			
4- 3	0- 0	0- 0	HOME	0- 1	0- 0	4- 2			
1- 6	0- 0	0- 0	AWAY	0- 1	0- 0	1- 5			
0- 0	0- 0	0- 0	NEUTRAL	0- 0	0- 0	0- 0			
8- 7	0- 0	0- 0	CONFERENCE	0- 0	0- 2	8- 5			
5- 3	0- 0	0- 0	HOME	0- 0	0- 1	5- 2			
3- 4	0- 0	0- 0	AWAY	0- 0	0- 1	3- 3			
0- 0	0- 0	0- 0	NEUTRAL	0- 0	0- 0	0- 0			

RPI 1-25				RPI 26-50				RPI 51-100				RPI 101+ Team's RPI: 262					
RPI	S	Opponent	Score	RPI	S	Opponent	Score	RPI	S	Opponent	Score	RPI	S	Opponent	Score		
								67	A	Arizona St.	46	83	122	A	American	48	54
								75	H	Quinnipiac	51	54	122	H	American	39	40
													151	A	Yale	62	63
													166	A	Holy Cross	59	62
													166	H	Holy Cross	65	62
													166	H	Holy Cross	50	59
													179	H	Seton Hall	50	53
													182	A	Lehigh	47	56
													182	H	Lehigh	66	64
													186	A	Loyola Maryland	64	68
													192	H	Manhattan	58	43
													206	A	Navy	56	58
													206	H	Navy	50	57
													209	A	Penn	60	70
													218	H	Binghamton	47	49
													236	H	Fairleigh Dickinson	51	37
													239	A	Bryant	54	64
													250	H	Hawaii	55	51
													300	A	Lafayette	62	47
													300	H	Lafayette	44	43
													306	A	Colgate	61	54
													306	H	Colgate	62	47
													326	A	St. Francis (NY)	59	43
													330	A	Bucknell	67	64
													330	H	Bucknell	60	56
													336	H	Wagner	70	46
LAST 12 Division I GAMES:																	
				166	H	Holy Cross	50	59	300	A	Lafayette	62	47				
				182	A	Lehigh	47	56	330	H	Bucknell	60	56				
				166	H	Holy Cross	65	62	182	H	Lehigh	66	64				
				122	A	American	48	54	166	A	Holy Cross	59	62				
				306	H	Colgate	62	47	122	H	American	39	40				
				206	H	Navy	50	57	306	A	Colgate	61	54				

Non-Div I Games: Manhattanville 71 40

Army

■ Loss,
 ■ Non-Conf,
 ■ S Site,
 ■ Home
 ■ A Away
 N Neutral

RPI	S	Opponent	Score
338	A	Columbia	58 63

A
r
m
y

A
r
m
y

Army

Average RPI Win:	205	WON-LOST	WINNING	LAST 12	STRENGTH OF	OPP. STRENGTH	TEAM	ADJ.	CONF.	ADJ CONF.
Average RPI Loss:	39	RECORD	PCT. RANK	GAMES	SCHEDULE	OF SCHEDULE	RPI	RPI	RPI	RPI
DIV. I ONLY	13- 17	207	4- 8	38	51	119	119	2	2	
DIV. I NON-CONF.	8- 5	107	0- 0	120	162	106	106	3	3	
TOTALS	RPI 1-25	RPI 26-50	W-L RECORDS	RPI 51-100	RPI 101-150	RPI 150+				
13- 17	0- 7	1- 8	OVERALL	1- 0	1- 2	10- 0				
8- 6	0- 4	1- 2	HOME	1- 0	0- 0	6- 0				
3- 9	0- 3	0- 4	AWAY	0- 0	0- 2	3- 0				
2- 2	0- 0	0- 2	NEUTRAL	0- 0	1- 0	1- 0				
8- 5	0- 2	0- 2	NON-CONFERENCE	1- 0	1- 1	6- 0				
5- 1	0- 1	0- 0	HOME	1- 0	0- 0	4- 0				
1- 3	0- 1	0- 1	AWAY	0- 0	0- 1	1- 0				
2- 1	0- 0	0- 1	NEUTRAL	0- 0	1- 0	1- 0				
5- 12	0- 5	1- 6	CONFERENCE	0- 0	0- 1	4- 0				
3- 5	0- 3	1- 2	HOME	0- 0	0- 0	2- 0				
2- 6	0- 2	0- 3	AWAY	0- 0	0- 1	2- 0				
0- 1	0- 0	0- 1	NEUTRAL	0- 0	0- 0	0- 0				

RPI	S	Opponent	Score	RPI	S	Opponent	Score	RPI	S	Opponent	Score	RPI	S	Opponent	Score	Team's RPI: 119
4	A	Tennessee	61 82	28	A	Vanderbilt	58 66	91	H	South Fla.	62 45	135	A	FIU	55 64	
4	H	Tennessee	52 73	28	H	Vanderbilt	61 66					140	N	Charlotte	68 58	
9	H	Kentucky	48 66	34	H	South Carolina	53 49					143	A	Mississippi St.	57 62	
10	A	Duke	50 73	35	A	Arkansas	39 59					178	A	Alabama	65 55	
16	H	Purdue	54 62	35	H	Arkansas	48 51					178	H	Alabama	81 40	
20	A	LSU	41 57	41	A	Florida	56 70					188	A	Ole Miss	67 54	
24	H	Georgia	45 70	41	N	Florida	60 70					188	H	Ole Miss	46 43	
				46	A	Temple	57 73					213	N	Central Conn. St.	49 40	
				48	N	Marist	61 69					240	H	George Washington	55 47	
												256	H	Belmont	80 53	
												291	H	S.C. Upstate	75 34	
												325	A	Mercer	77 43	
												337	H	Troy	74 47	
LAST 12 Division I GAMES:																
		41 N Florida	60 70			4 A Tennessee	61 82									
		188 H Ole Miss	46 43			28 H Vanderbilt	61 66									
		178 H Alabama	81 40			188 A Ole Miss	67 54									
		20 A LSU	41 57			9 H Kentucky	48 66									
		35 H Arkansas	48 51			143 A Mississippi St.	57 62									
		41 A Florida	56 70			34 H South Carolina	53 49									

Non-Div I Games:

Auburn

■ Loss,
 ■ Non-Conf, S Site,
 ■ Home
 ■ Away
 N Neutral

Average RPI Win:	292	WON-LOST	WINNING	LAST 12	STRENGTH OF	OPP. STRENGTH	TEAM	ADJ.	CONF.	ADJ CONF.
Average RPI Loss:	179	RECORD	PCT. RANK	GAMES	SCHEDULE	OF SCHEDULE	RPI	RPI	RPI	RPI
DIV. I ONLY	9- 22	277	4- 8	206	334	286	286	31	31	
DIV. I NON-CONF.	3- 10	283	0- 0	43	271	201	201	31	31	
TOTALS	RPI 1-25	RPI 26-50	W-L RECORDS	RPI 51-100	RPI 101-150	RPI 150+				
9- 22	0- 1	0- 2	OVERALL	0- 1	0- 7	9- 11				
4- 9	0- 0	0- 1	HOME	0- 0	0- 3	4- 5				
4- 11	0- 1	0- 1	AWAY	0- 1	0- 2	4- 5				
1- 2	0- 0	0- 0	NEUTRAL	0- 0	0- 1	1- 1				
3- 10	0- 1	0- 2	NON-CONFERENCE	0- 1	0- 4	3- 2				
1- 4	0- 0	0- 1	HOME	0- 0	0- 2	1- 1				
2- 5	0- 1	0- 1	AWAY	0- 1	0- 1	2- 1				
0- 1	0- 0	0- 0	NEUTRAL	0- 0	0- 1	0- 0				
6- 12	0- 0	0- 0	CONFERENCE	0- 0	0- 3	6- 9				
3- 5	0- 0	0- 0	HOME	0- 0	0- 1	3- 4				
2- 6	0- 0	0- 0	AWAY	0- 0	0- 2	2- 4				
1- 1	0- 0	0- 0	NEUTRAL	0- 0	0- 0	1- 1				

RPI 1-25				RPI 26-50				RPI 51-100				RPI 101+				Team's RPI: 286	
RPI	S	Opponent	Score	RPI	S	Opponent	Score	RPI	S	Opponent	Score	RPI	S	Opponent	Score		
23	A	Louisville	60 78	28	H	Vanderbilt	51 83	60	A	Bowling Green	38 72	101	A	UT Martin	62 86		
				37	A	Middle Tenn.	63 69					101	H	UT Martin	83 88		
												103	H	UAB	45 49		
												116	A	Eastern Ill.	46 80		
												122	N	American	54 55		
												148	H	Florida A&M	77 86		
												150	A	Cal Poly	69 79		
												165	A	SIU Edwardsville	61 72		
												187	H	Alabama A&M	68 80		
												212	H	Tennessee Tech	65 68		
												256	A	Belmont	58 56		
												267	A	Eastern Ky.	66 63		
												267	H	Eastern Ky.	59 61		
												270	A	Ball St.	55 59		
												271	H	Southern Ill.	76 70		
												292	A	Murray St.	85 72		
												292	H	Murray St.	71 63		
												292	N	Murray St.	73 90		
												297	A	Morehead St.	67 74		
												297	H	Morehead St.	88 81		
												297	N	Morehead St.	84 83		
												301	A	Tennessee St.	81 95		
												301	H	Tennessee St.	77 82		
												323	A	Southeast Mo. St.	60 69		
												323	H	Southeast Mo. St.	88 84		
												332	A	Lipscomb	61 58		
LAST 12 Division I GAMES:																	

Non-Div I Games:

Austin Peay

■ Loss,
■ Non-Conf,
■ S Site,
■ H Home
■ A Away
N Neutral

RPI	S	Opponent	Score
340	H	Jacksonville St.	73 74

Austin Peay

BYU				Through Games Of Sunday, March 4, 2012							
Average RPI Win: 168		WON-LOST	WINNING	LAST 12	STRENGTH OF	OPP. STRENGTH	TEAM	ADJ.	CONF.	ADJ CONF.	
Average RPI Loss: 86		RECORD	PCT. RANK	GAMES	SCHEDULE	OF SCHEDULE	RPI	RPI	RPI	RPI	
DIV. I ONLY		24- 6	21	9- 3	132	84	43	43	8	8	
DIV. I NON-CONF.		11- 2	24	1- 0	207	45	57	57	9	9	
<hr/>											
TOTALS		RPI 1-25	RPI 26-50	W-L RECORDS	RPI 51-100	RPI 101-150	RPI 150+				
24- 6	1- 3	1- 1	OVERALL	4- 0	4- 1	14- 1					
12- 2	1- 1	1- 0	HOME	1- 0	2- 0	7- 1					
9- 4	0- 2	0- 1	AWAY	1- 0	2- 1	6- 0					
3- 0	0- 0	0- 0	NEUTRAL	2- 0	0- 0	1- 0					
<hr/>											
11- 2	0- 2	0- 0	NON-CONFERENCE	1- 0	3- 0	7- 0					
5- 1	0- 1	0- 0	HOME	0- 0	1- 0	4- 0					
4- 1	0- 1	0- 0	AWAY	0- 0	2- 0	2- 0					
2- 0	0- 0	0- 0	NEUTRAL	1- 0	0- 0	1- 0					
<hr/>											
13- 4	1- 1	1- 1	CONFERENCE	3- 0	1- 1	7- 1					
7- 1	1- 0	1- 0	HOME	1- 0	1- 0	3- 1					
5- 3	0- 1	0- 1	AWAY	1- 0	0- 1	4- 0					
1- 0	0- 0	0- 0	NEUTRAL	1- 0	0- 0	0- 0					
<hr/>											
RPI 1-25		RPI 26-50		Team's RPI: 43	RPI 51-100		RPI 101+				
RPI S	Opponent	Score	RPI S	Opponent	Score	RPI S	Opponent	Score	RPI S	Opponent	Score
10 H	Duke	55 61	50 A	St. Mary's (CA)	48 54	74 A	San Diego	62 53	102 H	Utah	63 58
17 A	Gonzaga	60 77	50 H	St. Mary's (CA)	83 47	74 H	San Diego	64 50	136 A	Utah St.	73 65
17 H	Gonzaga	70 40				74 N	San Diego	64 46	138 A	Seattle	69 55
19 A	Kansas St.	46 59				97 N	Syracuse	83 59	141 A	Pepperdine	49 61
<hr/>											
<hr/>											
<hr/>											
<hr/>											
<hr/>											
<hr/>											
<hr/>											
<hr/>											
<hr/>											
<hr/>											
<hr/>											
<hr/>											
<hr/>											
<hr/>											
<hr/>											
<hr/>											
<hr/>											
<hr/>											
<hr/>											
<hr/>											
<hr/>											
<hr/>											
<hr/>											
<hr/>											
<hr/>											
<hr/>											
<hr/>											
<hr/>											
<hr/>											
<hr/>											
<hr/>											
<hr/>											
<hr/>											
<hr/>											
<hr/>											
<hr/>											
<hr/>											
<hr/>											
<hr/>											
<hr/>											
<hr/>											
<hr/>											
<hr/>											
<hr/>											
<hr/>											
<hr/>											
<hr/>											
<hr/>											
<hr/>											
<hr/>											
<hr/>											
<hr/>											
<hr/>											
<hr/>											
<hr/>											
<hr/>											
<hr/>											
<hr/>											
<hr/>											
<hr/>											
<hr/>											
<hr/>											
<hr/>											
<hr/>											
<hr/>											
<hr/>											
<hr/>											
<hr/>											
<hr/>											
<hr/>											
<hr/>											
<hr/>											
<hr/>											
<hr/>											
<hr/>											
<hr/>											
<hr/>											
<hr/>											
<hr/>											
<hr/>											
<hr/>											
<hr/>											
<hr/>											
<hr/>											
<hr/>											
<hr/>											
<hr/>											
<hr/>											
<hr/>											
<hr/>											
<hr/>											
<hr/>											
<hr/>											
<hr/>											
<hr/>											
<hr/>											
<hr/>											
<hr/>											
<hr/>											
<hr/>											
<hr/>											
<hr/>											
<hr/>											
<hr/>											
<hr/>											
<hr/>											
<hr/>											
<hr/>											
<hr/>											
<hr/>											
<hr/>											
<hr/>											
<hr/>											
<hr/>											
<hr/>											
<hr/>											
<hr/>											
<hr/>											
<hr/>											
<hr/>											
<hr/>											
<hr/>											
<hr/>											
<hr/>											
<hr/>											
<hr/>											
<hr/>											
<hr/>											
<hr/>											
<hr/>											
<hr/>											
<hr/>											
<hr/>											
<hr/>											
<hr/>											
<hr/>											
<hr/>											
<hr/>											
<hr/>											
<hr/>											
<hr/>											
<hr/>											
<hr/>											
<hr/>											
<hr/>											
<hr/>											
<hr/>											
<hr/>											
<hr/>											
<hr/>											
<hr/>											
<hr/>											
<hr/>											
<hr/>											
<hr/>											
<hr/>											
<hr/>											
<hr/>											
<hr/>											
<hr/>											
<hr/>											
<hr/>											
<hr/>											
<hr/>											
<hr/>											
<hr/>											
<hr/>											
<hr/>											
<hr/>											
<hr/>											
<hr/>											
<hr/>											
<hr/>											
<hr/>											
<hr/>											
<hr/>											
<hr/>											
<hr/>											
<hr/>											
<hr/>											
<hr/>											
<hr/>											
<hr/>											
<hr/>											
<hr/>											
<hr/>											
<hr/>											
<hr/>											
<hr/>											
<hr/>											
<hr/>											
<hr/>											
<hr/>											
<hr/>											
<hr/>											
<hr/>											
<hr/>											
<hr/>											
<hr/>											
<hr/>											
<hr/>											
<hr/>											
<hr/>											
<hr/>											
<hr/>											
<hr/>											
<hr/>											
<hr/>											
<hr/>											
<hr/>											
<hr/>											
<hr/>											
<hr/>											
<hr/>											
<hr/>											
<hr/>											
<hr/>											
<hr/>											
<hr/>											
<hr/>											
<hr/>											
<hr/>											
<hr/>											
<hr/>											
<hr/>											
<hr/>											
<hr/>											
<hr/>											
<hr/>											
<hr/>											
<hr/>											
<hr/>											
<hr/>											
<hr/>											
<hr/>											
<hr/>											
<hr/>											
<hr/>											
<hr/>											
<hr/>											
<hr/>											
<hr/>											
<hr/>											
<hr/>											
<hr/>											
<hr/>											
<hr/>											
<hr/>											
<hr/>											
<hr/>											
<hr/>											
<hr/>											
<hr/>											
<hr/>											
<hr/>											
<hr/>											
<hr/>											
<hr/>											
<hr/>											
<hr/>											
<hr/>											
<hr/>											
<hr/>											
<hr/>											
<hr/>											
<hr/>											
<hr/>											
<hr/>											
<hr/>											
<hr/>											
<hr/>											
<hr/>											
<hr/>											
<hr/>											
<hr/>											
<hr/>											
<hr/>											
<hr/>											
<hr/>											
<hr/>											
<hr/>											
<hr/>											
<hr/>											
<hr/>											
<hr/>											
<hr/>											
<hr/>											
<hr/>											
<hr/>											
<hr/>											
<hr/>											
<hr/>											
<hr/>											
<hr/>											
<hr/>											
<hr/>											
<hr/>											
<hr/>											
<hr/>											
<hr/>											
<hr/>											
<hr/>											
<hr/>											
<hr/>											
<hr/>											
<hr/>											

Average RPI Win:	217	WON-LOST	WINNING	LAST 12	STRENGTH OF	OPP. STRENGTH	TEAM	ADJ.	CONF.	ADJ CONF.
Average RPI Loss:	160	RECORD	PCT. RANK	GAMES	SCHEDULE	OF SCHEDULE	RPI	RPI	RPI	RPI
DIV. I ONLY	8- 21	283	2- 10	126	224	270	270	12	12	
DIV. I NON-CONF.	4- 8	239	0- 0	121	309	246	246	13	13	
TOTALS	RPI 1-25	RPI 26-50	W-L RECORDS	RPI 51-100	RPI 101-150	RPI 150+				
8- 21	0- 1	0- 0	OVERALL	1- 6	1- 1	6- 13				
6- 9	0- 0	0- 0	HOME	1- 3	1- 1	4- 5				
2- 12	0- 1	0- 0	AWAY	0- 3	0- 0	2- 8				
0- 0	0- 0	0- 0	NEUTRAL	0- 0	0- 0	0- 0				
4- 8	0- 1	0- 0	NON-CONFERENCE	0- 1	1- 1	3- 5				
3- 4	0- 0	0- 0	HOME	0- 1	1- 1	2- 2				
1- 4	0- 1	0- 0	AWAY	0- 0	0- 0	1- 3				
0- 0	0- 0	0- 0	NEUTRAL	0- 0	0- 0	0- 0				
4- 13	0- 0	0- 0	CONFERENCE	1- 5	0- 0	3- 8				
3- 5	0- 0	0- 0	HOME	1- 2	0- 0	2- 3				
1- 8	0- 0	0- 0	AWAY	0- 3	0- 0	1- 5				
0- 0	0- 0	0- 0	NEUTRAL	0- 0	0- 0	0- 0				

RPI 1-25				RPI 26-50				RPI 51-100				RPI 101+				Team's RPI: 270	
RPI	S	Opponent	Score	RPI	S	Opponent	Score	RPI	S	Opponent	Score	RPI	S	Opponent	Score		
25	A	Green Bay	39 80					60	H	Bowling Green	52 63	108	H	Detroit	68 87		
								65	A	Eastern Mich.	43 74	120	H	Stetson	78 73		
								65	H	Eastern Mich.	54 51	157	A	Wright St.	55 74		
								76	A	Toledo	48 63	162	A	Central Mich.	62 86		
								76	H	Toledo	65 70	162	A	Central Mich.	66 84		
								90	A	Miami (OH)	61 72	162	H	Central Mich.	84 76		
								93	H	Illinois St.	52 63	165	A	SIU Edwardsville	56 68		
												168	H	Marshall	58 60		
												201	A	Butler	43 55		
												202	H	Akron	70 78		
												206	A	Northern Ill.	44 58		
												206	H	Northern Ill.	50 43		
												230	H	Buffalo	37 61		
												248	A	Ohio	57 76		
												276	H	Valparaiso	53 67		
												286	H	Austin Peay	59 55		
												290	A	Western Mich.	64 76		
												290	H	Western Mich.	65 67		
												292	H	Murray St.	81 72		
												295	A	Kent St.	75 56		
												307	A	Evansville	55 50		
LAST 12 Division I GAMES:																	
162	A	Central Mich.	62 86	248	A	Ohio	57 76										
76	H	Toledo	65 70	230	H	Buffalo	37 61										
65	A	Eastern Mich.	43 74	295	A	Kent St.	75 56										
290	H	Western Mich.	65 67	90	A	Miami (OH)	61 72										
162	H	Central Mich.	84 76	60	H	Bowling Green	52 63										
206	A	Northern Ill.	44 58	202	H	Akron	70 78										

Non-Div I Games: Oakland City 68 39

Ball St.

■ Loss,
 ■ Non-Conf,
 ■ S Site,
 ■ H Home
 ■ A Away
 N Neutral

Average RPI Win:	68	WON-LOST	WINNING	LAST 12	STRENGTH OF	OPP. STRENGTH	TEAM	ADJ.	CONF.	ADJ CONF.
Average RPI Loss:	0	RECORD	PCT. RANK	GAMES	SCHEDULE	OF SCHEDULE	RPI	RPI	RPI	RPI
DIV. I ONLY	31- 0	1	12- 0	6	1	1	1	1	1	1
DIV. I NON-CONF.	13- 0	1	0- 0	11	6	1	1	1	1	1
TOTALS	RPI 1-25	RPI 26-50	W-L RECORDS	RPI 51-100	RPI 101-150	RPI 150+				
31- 0	10- 0	6- 0	OVERALL	8- 0	4- 0	3- 0				
19- 0	5- 0	3- 0	HOME	6- 0	2- 0	3- 0				
11- 0	4- 0	3- 0	AWAY	2- 0	2- 0	0- 0				
1- 0	1- 0	0- 0	NEUTRAL	0- 0	0- 0	0- 0				
13- 0	4- 0	0- 0	NON-CONFERENCE	4- 0	2- 0	3- 0				
10- 0	2- 0	0- 0	HOME	4- 0	1- 0	3- 0				
2- 0	1- 0	0- 0	AWAY	0- 0	1- 0	0- 0				
1- 0	1- 0	0- 0	NEUTRAL	0- 0	0- 0	0- 0				
18- 0	6- 0	6- 0	CONFERENCE	4- 0	2- 0	0- 0				
9- 0	3- 0	3- 0	HOME	2- 0	1- 0	0- 0				
9- 0	3- 0	3- 0	AWAY	2- 0	1- 0	0- 0				
0- 0	0- 0	0- 0	NEUTRAL	0- 0	0- 0	0- 0				

RPI	S	Opponent	Score	RPI	S	Opponent	Score	RPI	S	Opponent	Score	RPI	S	Opponent	Score
3	H	Notre Dame	94 81	42	A	Iowa St.	57 45	52	A	Oklahoma St.	83 52	115	A	Missouri	71 41
4	A	Tennessee	76 67	42	H	Iowa St.	77 53	52	H	Oklahoma St.	71 44	115	H	Missouri	90 46
5	H	Connecticut	66 61	45	A	Texas	77 59	56	H	UCLA	83 50	121	A	Minnesota	89 60
8	A	Texas A&M	69 62	45	H	Texas	80 59	59	H	Chattanooga	91 31	139	H	Mississippi Val.	93 55
8	H	Texas A&M	71 48	47	A	Kansas	76 45	61	H	Howard	82 28	151	H	Yale	109 59
11	N	St. John's (NY)	73 59	47	H	Kansas	74 46	69	A	Texas Tech	72 64	238	H	Milwaukee	72 41
19	A	Kansas St.	70 41					69	H	Texas Tech	56 51	339	H	Texas Southern	91 39
19	H	Kansas St.	76 41					92	H	McNeese St.	90 50				
22	A	Oklahoma	89 58												
22	H	Oklahoma	81 54												
LAST 12 Division I GAMES:															
42	H	Iowa St.	77 53	8	H	Texas A&M	71 48								
8	A	Texas A&M	69 62	22	H	Oklahoma	81 54								
47	A	Kansas	76 45	19	A	Kansas St.	70 41								
45	H	Texas	80 59	115	A	Missouri	71 41								
69	H	Texas Tech	56 51	47	H	Kansas	74 46								
52	A	Oklahoma St.	83 52	22	A	Oklahoma	89 58								

Non-Div I Games:

Baylor

■ Loss,
 Non-Conf,
 S Site,
 H Home
 A Away
 N Neutral

Average RPI Win:	257	WON-LOST	WINNING	LAST 12	STRENGTH OF	OPP. STRENGTH	TEAM	ADJ.	CONF.	ADJ CONF.
Average RPI Loss:	188	RECORD	PCT. RANK	GAMES	SCHEDULE	OF SCHEDULE	RPI	RPI	RPI	RPI
DIV. I ONLY	12- 18	226	7- 5	279	289	256	256	30	30	
DIV. I NON-CONF.	1- 10	328	0- 0	164	150	313	313	30	30	
TOTALS	RPI 1-25	RPI 26-50	W-L RECORDS	RPI 51-100	RPI 101-150	RPI 150+				
12- 18	0- 0	0- 1	OVERALL	0- 4	2- 3	10- 10				
8- 5	0- 0	0- 0	HOME	0- 1	2- 0	6- 4				
4- 12	0- 0	0- 1	AWAY	0- 3	0- 3	4- 5				
0- 1	0- 0	0- 0	NEUTRAL	0- 0	0- 0	0- 1				
1- 10	0- 0	0- 1	NON-CONFERENCE	0- 2	1- 2	0- 5				
1- 3	0- 0	0- 0	HOME	0- 0	1- 0	0- 3				
0- 7	0- 0	0- 1	AWAY	0- 2	0- 2	0- 2				
0- 0	0- 0	0- 0	NEUTRAL	0- 0	0- 0	0- 0				
11- 8	0- 0	0- 0	CONFERENCE	0- 2	1- 1	10- 5				
7- 2	0- 0	0- 0	HOME	0- 1	1- 0	6- 1				
4- 5	0- 0	0- 0	AWAY	0- 1	0- 1	4- 3				
0- 1	0- 0	0- 0	NEUTRAL	0- 0	0- 0	0- 1				

RPI S	Opponent	Score	RPI S	Opponent	Score	RPI S	Opponent	Score	RPI S	Opponent	Score	Team's RPI: 256
			41 A	Florida	45 72	58 A	Fla. Gulf Coast	34 54	101 A	UT Martin	48 67	
						58 H	Fla. Gulf Coast	50 57	119 A	Auburn	53 80	
						59 A	Chattanooga	42 75	120 A	Stetson	46 68	
						72 A	Memphis	40 79	120 H	Stetson	65 58	
									127 H	Indiana St.	69 59	
									214 H	Indiana	52 63	
									231 H	Texas St.	66 71	
									248 A	Ohio	51 65	
									260 A	Kennesaw St.	58 53	
									260 H	Kennesaw St.	57 55	
									267 A	Eastern Ky.	46 60	
									269 A	East Tenn. St.	88 75	
									269 H	East Tenn. St.	49 44	
									272 A	North Florida	54 37	
									272 H	North Florida	57 35	
									280 A	Jacksonville	50 57	
									280 H	Jacksonville	68 62	
									280 N	Jacksonville	58 62	
									286 H	Austin Peay	56 58	
									291 A	S.C. Upstate	51 61	
									291 H	S.C. Upstate	74 69	
									325 A	Mercer	66 73	
									325 H	Mercer	61 64	
									332 A	Lipscomb	60 43	
									332 H	Lipscomb	64 54	
LAST 12 Division I GAMES:												
			280 N	Jacksonville	58 62	120 A	Stetson	46 68				
			325 A	Mercer	66 73	332 A	Lipscomb	60 43				
			260 A	Kennesaw St.	58 53	280 H	Jacksonville	68 62				
			269 H	East Tenn. St.	49 44	272 H	North Florida	57 35				
			291 H	S.C. Upstate	74 69	291 A	S.C. Upstate	51 61				
			58 A	Fla. Gulf Coast	34 54	269 A	East Tenn. St.	88 75				

Non-Div I Games:

Belmont

■ Loss,
 ■ Non-Conf, S Site,
 ■ Home
 ■ Away
 N Neutral

Bethune-Cookman

Through Games Of Sunday, March 4, 2012

Average RPI Win:	306	WON-LOST	WINNING	LAST 12	STRENGTH OF	OPP. STRENGTH	TEAM	ADJ.	CONF.	ADJ CONF.
Average RPI Loss:	179	RECORD	PCT. RANK	GAMES	SCHEDULE	OF SCHEDULE	RPI	RPI	RPI	RPI
DIV. I ONLY	9- 17	258	6- 6	315	326	298	298	28	28	
DIV. I NON-CONF.	2- 8	293	0- 0	277	256	324	324	25	25	
TOTALS	RPI 1-25	RPI 26-50	W-L RECORDS	RPI 51-100	RPI 101-150	RPI 150+				
9- 17	0- 0	0- 0	OVERALL	0- 3	0- 4	9- 10				
5- 7	0- 0	0- 0	HOME	0- 1	0- 3	5- 3				
4- 8	0- 0	0- 0	AWAY	0- 2	0- 1	4- 5				
0- 2	0- 0	0- 0	NEUTRAL	0- 0	0- 0	0- 2				
2- 8	0- 0	0- 0	NON-CONFERENCE	0- 1	0- 1	2- 6				
2- 2	0- 0	0- 0	HOME	0- 0	0- 1	2- 1				
0- 4	0- 0	0- 0	AWAY	0- 1	0- 0	0- 3				
0- 2	0- 0	0- 0	NEUTRAL	0- 0	0- 0	0- 2				
7- 9	0- 0	0- 0	CONFERENCE	0- 2	0- 3	7- 4				
3- 5	0- 0	0- 0	HOME	0- 1	0- 2	3- 2				
4- 4	0- 0	0- 0	AWAY	0- 1	0- 1	4- 2				
0- 0	0- 0	0- 0	NEUTRAL	0- 0	0- 0	0- 0				

RPI 1-25			RPI 26-50			RPI 51-100			RPI 101+			Team's RPI: 298					
RPI	S	Opponent	Score	RPI	S	Opponent	Score	RPI	S	Opponent	Score	RPI	S	Opponent	Score		
								61	A	Howard	50	58	120	H	Stetson	64	82
								80	H	Hampton	30	54	133	H	Coppin St.	55	58
								91	A	South Fla.	36	72	148	A	Florida A&M	51	65
													148	H	Florida A&M	57	81
													158	A	Fla. Atlantic	46	68
													158	N	Fla. Atlantic	70	71
													180	N	Campbell	46	62
													195	A	UCF	49	66
													216	A	Md.-East. Shore	43	47
													243	A	Georgia St.	50	66
													261	A	N.C. A&T	54	69
													261	H	N.C. A&T	60	63
													266	H	Norfolk St.	83	73
													272	H	North Florida	66	63
													282	A	South Carolina St.	69	65
													282	H	South Carolina St.	60	71
													295	H	Kent St.	58	49
													303	H	La.-Lafayette	67	72
													315	A	Delaware St.	52	50
													320	A	Savannah St.	47	43
													320	H	Savannah St.	58	54
													341	A	N.C. Central	64	54
													341	H	N.C. Central	63	61
LAST 12 Division I GAMES:																	
133	H	Coppin St.	55	58	341	H	N.C. Central	63	61								
80	H	Hampton	30	54	261	H	N.C. A&T	60	63								
266	H	Norfolk St.	83	73	148	A	Florida A&M	51	65								
320	A	Savannah St.	47	43	216	A	Md.-East. Shore	43	47								
282	A	South Carolina St.	69	65	315	A	Delaware St.	52	50								
61	A	Howard	50	58	320	H	Savannah St.	58	54								

Non-Div I Games: Palm Beach Atl. 56 59 Ave Maria 74 52

Bethune-Cookman

Loss, Non-Conf, S Site, H Home A Away N Neutral

Binghamton

Through Games Of Sunday, March 4, 2012

Average RPI Win:	249	WON-LOST	WINNING	LAST 12	STRENGTH OF	OPP. STRENGTH	TEAM	ADJ.	CONF.	ADJ CONF.
Average RPI Loss:	140	RECORD	PCT. RANK	GAMES	SCHEDULE	OF SCHEDULE	RPI	RPI	RPI	RPI
DIV. I ONLY	13- 18	218	4- 8	213	205	218	218	16	16	
DIV. I NON-CONF.	6- 7	181	0- 0	260	229	214	214	14	14	
TOTALS	RPI 1-25	RPI 26-50	W-L RECORDS	RPI 51-100	RPI 101-150	RPI 150+				
13- 18	0- 1	0- 1	OVERALL	1- 8	1- 2	11- 6				
5- 8	0- 1	0- 0	HOME	0- 4	1- 0	4- 3				
7- 8	0- 0	0- 0	AWAY	1- 3	0- 2	6- 3				
1- 2	0- 0	0- 1	NEUTRAL	0- 1	0- 0	1- 0				
6- 7	0- 1	0- 1	NON-CONFERENCE	0- 1	0- 1	6- 3				
1- 4	0- 1	0- 0	HOME	0- 1	0- 0	1- 2				
4- 2	0- 0	0- 0	AWAY	0- 0	0- 1	4- 1				
1- 1	0- 0	0- 1	NEUTRAL	0- 0	0- 0	1- 0				
7- 11	0- 0	0- 0	CONFERENCE	1- 7	1- 1	5- 3				
4- 4	0- 0	0- 0	HOME	0- 3	1- 0	3- 1				
3- 6	0- 0	0- 0	AWAY	1- 3	0- 1	2- 2				
0- 1	0- 0	0- 0	NEUTRAL	0- 1	0- 0	0- 0				

RPI S	Opponent	Score	RPI S	Opponent	Score	RPI S	Opponent	Score	RPI S	Opponent	Score	Team's RPI: 218
15 H	St. Bonaventure	34 49	38 N	Dayton	50 60	73 A	Boston U.	48 60	121 A	Minnesota	40 65	
						73 H	Boston U.	49 62	124 A	UMBC	50 63	
						83 A	Albany (NY)	37 69	124 H	UMBC	61 43	
						83 H	Albany (NY)	36 37	185 A	New Hampshire	64 55	
						83 N	Albany (NY)	50 58	185 H	New Hampshire	52 59	
						97 H	Syracuse	57 90	193 H	Mt. St. Mary's	52 43	
						100 A	Hartford	48 45	215 A	Niagara	53 64	
						100 A	Hartford	58 67	242 A	Siena	80 70	
						100 H	Hartford	41 63	255 H	Massachusetts	55 64	
									257 A	Cornell	61 48	
									262 A	Army	49 47	
									275 A	Vermont	48 69	
									275 H	Vermont	54 43	
									285 H	Rider	56 66	
									312 N	Nevada	58 52	
									317 A	Maine	47 48	
									317 H	Maine	72 54	
									319 A	Saint Peter's	70 63	
									327 A	Stony Brook	44 32	
									327 H	Stony Brook	55 46	
LAST 12 Division I GAMES:												
83 N	Albany (NY)	50 58	275 H	Vermont	54 43							
100 A	Hartford	48 45	73 H	Boston U.	49 62							
185 H	New Hampshire	52 59	327 H	Stony Brook	55 46							
83 A	Albany (NY)	37 69	317 A	Maine	47 48							
124 A	UMBC	50 63	83 H	Albany (NY)	36 37							
100 A	Hartford	58 67	185 A	New Hampshire	64 55							

Non-Div I Games:

Binghamton

Loss, Non-Conf, S Site, H Home A Away N Neutral

Average RPI Win:	280	WON-LOST	WINNING	LAST 12	STRENGTH OF	OPP. STRENGTH	TEAM	ADJ.	CONF.	ADJ CONF.
Average RPI Loss:	139	RECORD	PCT. RANK	GAMES	SCHEDULE	OF SCHEDULE	RPI	RPI	RPI	RPI
DIV. I ONLY	12- 15	205	3- 9	263	253	241	241	23	23	
DIV. I NON-CONF.	7- 6	152	0- 0	268	268	215	215	23	23	
TOTALS	RPI 1-25	RPI 26-50	W-L RECORDS	RPI 51-100	RPI 101-150	RPI 150+				
12- 15	0- 0	0- 0	OVERALL	0- 4	1- 5	11- 6				
8- 7	0- 0	0- 0	HOME	0- 2	1- 3	7- 2				
4- 8	0- 0	0- 0	AWAY	0- 2	0- 2	4- 4				
0- 0	0- 0	0- 0	NEUTRAL	0- 0	0- 0	0- 0				
7- 6	0- 0	0- 0	NON-CONFERENCE	0- 2	1- 3	6- 1				
5- 3	0- 0	0- 0	HOME	0- 1	1- 2	4- 0				
2- 3	0- 0	0- 0	AWAY	0- 1	0- 1	2- 1				
0- 0	0- 0	0- 0	NEUTRAL	0- 0	0- 0	0- 0				
5- 9	0- 0	0- 0	CONFERENCE	0- 2	0- 2	5- 5				
3- 4	0- 0	0- 0	HOME	0- 1	0- 1	3- 2				
2- 5	0- 0	0- 0	AWAY	0- 1	0- 1	2- 3				
0- 0	0- 0	0- 0	NEUTRAL	0- 0	0- 0	0- 0				

RPI 1-25			RPI 26-50			RPI 51-100				RPI 101+			Team's RPI: 241		
RPI	S	Opponent	Score	RPI	S	Opponent	Score	RPI	S	Opponent	Score	RPI	S	Opponent	Score
								71	A	Idaho St.	75 84	104	A	UNLV	50 66
								95	A	San Diego St.	41 58	104	H	UNLV	66 75
								95	H	San Diego St.	59 69	136	A	Utah St.	86 97
								97	H	Syracuse	47 70	136	H	Utah St.	52 64
												138	H	Seattle	80 89
												141	H	Pepperdine	68 57
												152	A	Eastern Wash.	72 63
												174	A	Colorado St.	58 67
												174	H	Colorado St.	52 60
												175	A	TCU	69 73
												175	H	TCU	68 74
												181	A	Portland	56 83
												237	A	Wyoming	64 84
												237	H	Wyoming	61 53
												304	H	Utah Valley	85 64
												305	A	New Mexico	68 64
												305	H	New Mexico	65 46
												310	H	UC Riverside	68 58
												311	A	Air Force	81 75
												311	H	Air Force	83 59
												328	A	New Mexico St.	56 53
												328	H	New Mexico St.	72 57
												333	H	Weber St.	86 68
LAST 12 Division I GAMES:															
				95	A	San Diego St.	41 58			305	A	New Mexico	68 64		
				237	H	Wyoming	61 53			95	H	San Diego St.	59 69		
				104	H	UNLV	66 75			237	A	Wyoming	64 84		
				175	A	TCU	69 73			104	A	UNLV	50 66		
				174	A	Colorado St.	58 67			175	H	TCU	68 74		
				311	H	Air Force	83 59			174	H	Colorado St.	52 60		

Non-Div I Games: Montana Tech 97 61 Southern Ore. 93 55

Boise St.

■ Loss,
 ■ Non-Conf,
 ■ S Site,
 ■ Home
 ■ Away
 N Neutral

Average RPI Win:	225	WON-LOST	WINNING	LAST 12	STRENGTH OF	OPP. STRENGTH	TEAM	ADJ.	CONF.	ADJ CONF.
Average RPI Loss:	66	RECORD	PCT. RANK	GAMES	SCHEDULE	OF SCHEDULE	RPI	RPI	RPI	RPI
DIV. I ONLY	7- 23	301	2- 10	29	71	203	203	6	6	
DIV. I NON-CONF.	5- 8	221	0- 0	40	154	170	170	6	6	
TOTALS	RPI 1-25	RPI 26-50	W-L RECORDS	RPI 51-100	RPI 101-150	RPI 150+				
7- 23	0- 7	0- 1	OVERALL	0- 13	0- 0	7- 2				
6- 9	0- 3	0- 0	HOME	0- 5	0- 0	6- 1				
1- 13	0- 4	0- 1	AWAY	0- 7	0- 0	1- 1				
0- 1	0- 0	0- 0	NEUTRAL	0- 1	0- 0	0- 0				
5- 8	0- 1	0- 1	NON-CONFERENCE	0- 5	0- 0	5- 1				
5- 2	0- 0	0- 0	HOME	0- 2	0- 0	5- 0				
0- 6	0- 1	0- 1	AWAY	0- 3	0- 0	0- 1				
0- 0	0- 0	0- 0	NEUTRAL	0- 0	0- 0	0- 0				
2- 15	0- 6	0- 0	CONFERENCE	0- 8	0- 0	2- 1				
1- 7	0- 3	0- 0	HOME	0- 3	0- 0	1- 1				
1- 7	0- 3	0- 0	AWAY	0- 4	0- 0	1- 0				
0- 1	0- 0	0- 0	NEUTRAL	0- 1	0- 0	0- 0				

RPI S	Opponent	Score	RPI S	Opponent	Score	RPI S	Opponent	Score	RPI S	Opponent	Score	Team's RPI: 203
6	A Maryland	44 86	38	A Dayton	60 69	51	A Virginia	58 69	166	H Holy Cross	67 58	
10	H Duke	62 71				51	N Virginia	41 72	167	A Wisconsin	50 58	
12	A Miami (FL)	42 88				55	A Saint Joseph's	57 74	213	H Central Conn. St.	57 49	
12	H Miami (FL)	57 88				67	A Arizona St.	54 79	220	A Virginia Tech	64 60	
13	A Rutgers	58 74				73	H Boston U.	62 70	220	H Virginia Tech	35 38	
14	A Georgia Tech	48 85				80	H Hampton	63 71	236	H Fairleigh Dickinson	68 57	
14	H Georgia Tech	58 68				86	A Wake Forest	58 72	239	H Bryant	68 42	
						86	H Wake Forest	60 73	247	H Clemson	56 53	
						88	A North Carolina St.	57 80	255	H Massachusetts	80 64	
						88	H North Carolina St.	69 73				
						89	A North Carolina	46 77				
						99	H Florida St.	59 68				
						100	A Hartford	45 54				
LAST 12 Division I GAMES:												
51	N Virginia	41 72	10	H Duke	62 71							
12	A Miami (FL)	42 88	86	H Wake Forest	60 73							
88	H North Carolina St.	69 73	6	A Maryland	44 86							
14	A Georgia Tech	48 85	12	H Miami (FL)	57 88							
247	H Clemson	56 53	89	A North Carolina	46 77							
220	A Virginia Tech	64 60	51	A Virginia	58 69							

Non-Div I Games:

Boston College

■ Loss,
 ■ Non-Conf, S Site,
 ■ Home
 ■ Away
 N Neutral

Average RPI Win:	206	WON-LOST	WINNING	LAST 12	STRENGTH OF	OPP. STRENGTH	TEAM	ADJ.	CONF.	ADJ CONF.
Average RPI Loss:	103	RECORD	PCT. RANK	GAMES	SCHEDULE	OF SCHEDULE	RPI	RPI	RPI	RPI
DIV. I ONLY	23- 8	40	10- 2	195	118	73	73	16	16	
DIV. I NON-CONF.	7- 6	152	0- 0	143	28	102	102	14	14	
TOTALS	RPI 1-25	RPI 26-50	W-L RECORDS	RPI 51-100	RPI 101-150	RPI 150+				
23- 8	0- 1	1- 2	OVERALL	3- 1	3- 3	16- 1				
11- 1	0- 0	1- 0	HOME	1- 1	2- 0	7- 0				
10- 5	0- 1	0- 2	AWAY	2- 0	1- 1	7- 1				
2- 2	0- 0	0- 0	NEUTRAL	0- 0	0- 2	2- 0				
7- 6	0- 1	1- 2	NON-CONFERENCE	0- 0	1- 2	5- 1				
4- 0	0- 0	1- 0	HOME	0- 0	1- 0	2- 0				
2- 5	0- 1	0- 2	AWAY	0- 0	0- 1	2- 1				
1- 1	0- 0	0- 0	NEUTRAL	0- 0	0- 1	1- 0				
16- 2	0- 0	0- 0	CONFERENCE	3- 1	2- 1	11- 0				
7- 1	0- 0	0- 0	HOME	1- 1	1- 0	5- 0				
8- 0	0- 0	0- 0	AWAY	2- 0	1- 0	5- 0				
1- 1	0- 0	0- 0	NEUTRAL	0- 0	0- 1	1- 0				

RPI 1-25			RPI 26-50			RPI 51-100			Team's RPI: 73	RPI 101+		
RPI	S	Opponent	Score	RPI	S	Opponent	Score	RPI	S	Opponent	Score	
11	A	St. John's (NY)	38 75	36	A	West Virginia	53 78	83	A	Albany (NY)	58 54	124 A UMBC 59 53
				48	H	Marist	49 36	83	H	Albany (NY)	41 48	124 H UMBC 61 56
				49	A	Richmond	60 72	100	A	Hartford	57 52	124 N UMBC 61 77
								100	H	Hartford	53 46	125 H Providence 65 62
												132 A Harvard 57 62
												133 N Coppin St. 44 59
												151 A Yale 59 54
												185 A New Hampshire 63 52
												185 H New Hampshire 79 39
												190 H Northeastern 75 65
												203 A Boston College 70 62
												206 N Navy 48 46
												218 A Binghamton 62 49
												218 H Binghamton 60 48
												255 A Massachusetts 49 55
												275 A Vermont 61 60
												275 H Vermont 72 64
												316 H Rhode Island 71 44
												317 A Maine 73 50
												317 H Maine 75 34
												317 N Maine 52 43
												327 A Stony Brook 69 34
												327 H Stony Brook 56 31
LAST 12 Division I GAMES:												
				124	N	UMBC	61 77	327	H	Stony Brook	56 31	
				317	N	Maine	52 43	317	A	Maine	73 50	
				100	A	Hartford	57 52	218	A	Binghamton	62 49	
				124	H	UMBC	61 56	275	H	Vermont	72 64	
				83	H	Albany (NY)	41 48	124	A	UMBC	59 53	
				185	A	New Hampshire	63 52	100	H	Hartford	53 46	

Non-Div I Games:

Boston U.

■ Loss,
 ■ Non-Conf, S Site,
 ■ Home
 ■ Away
 N Neutral

Bowling Green

Through Games Of Sunday, March 4, 2012

Average RPI Win:	215	WON-LOST	WINNING	LAST 12	STRENGTH OF	OPP. STRENGTH	TEAM	ADJ.	CONF.	ADJ CONF.
Average RPI Loss:	92	RECORD	PCT. RANK	GAMES	SCHEDULE	OF SCHEDULE	RPI	RPI	RPI	RPI
DIV. I ONLY	23- 5	19	10- 2	238	125	60	60	12	12	
DIV. I NON-CONF.	9- 3	61	0- 0	249	104	92	92	13	13	
TOTALS	RPI 1-25	RPI 26-50	W-L RECORDS	RPI 51-100	RPI 101-150	RPI 150+				
23- 5	0- 1	0- 1	OVERALL	3- 2	1- 0	19- 1				
13- 1	0- 1	0- 0	HOME	2- 0	0- 0	11- 0				
10- 4	0- 0	0- 1	AWAY	1- 2	1- 0	8- 1				
0- 0	0- 0	0- 0	NEUTRAL	0- 0	0- 0	0- 0				
9- 3	0- 1	0- 1	NON-CONFERENCE	0- 1	1- 0	8- 0				
5- 1	0- 1	0- 0	HOME	0- 0	0- 0	5- 0				
4- 2	0- 0	0- 1	AWAY	0- 1	1- 0	3- 0				
0- 0	0- 0	0- 0	NEUTRAL	0- 0	0- 0	0- 0				
14- 2	0- 0	0- 0	CONFERENCE	3- 1	0- 0	11- 1				
8- 0	0- 0	0- 0	HOME	2- 0	0- 0	6- 0				
6- 2	0- 0	0- 0	AWAY	1- 1	0- 0	5- 1				
0- 0	0- 0	0- 0	NEUTRAL	0- 0	0- 0	0- 0				

RPI 1-25				RPI 26-50				RPI 51-100				RPI 101+			
RPI	S	Opponent	Score	RPI	S	Opponent	Score	RPI	S	Opponent	Score	RPI	S	Opponent	Score
16	H	Purdue	53 54	38	A	Dayton	38 69	65	H	Eastern Mich.	70 54	108	A	Detroit	57 49
								76	A	Toledo	50 52	162	A	Central Mich.	77 72
								84	A	Creighton	47 49	174	A	Colorado St.	70 57
								90	A	Miami (OH)	61 58	201	H	Butler	71 61
								90	H	Miami (OH)	64 55	202	A	Akron	60 55
												202	H	Akron	62 58
												206	H	Northern Ill.	57 47
												226	H	Western Ky.	86 62
												230	A	Buffalo	79 59
												230	H	Buffalo	62 52
												237	A	Wyoming	60 53
												246	A	Youngstown St.	73 61
												248	A	Ohio	56 60
												248	H	Ohio	61 49
												270	A	Ball St.	63 52
												280	H	Jacksonville	83 53
												286	H	Austin Peay	72 38
												290	H	Western Mich.	67 56
												295	A	Kent St.	91 48
												295	H	Kent St.	76 57
												307	H	Evansville	71 54
LAST 12 Division I GAMES:															
295	A	Kent St.	91 48	290	H	Western Mich.	67 56								
90	H	Miami (OH)	64 55	206	H	Northern Ill.	57 47								
248	A	Ohio	56 60	162	A	Central Mich.	77 72								
202	A	Akron	60 55	270	A	Ball St.	63 52								
230	H	Buffalo	62 52	65	H	Eastern Mich.	70 54								
76	A	Toledo	50 52	90	A	Miami (OH)	61 58								

Non-Div I Games: Madonna 91 41

Bowling Green

■ Loss,
 ■ Non-Conf, S Site,
 ■ Home
 ■ Away
 N Neutral

Average RPI Win: 176	WON-LOST	WINNING	LAST 12	STRENGTH OF	OPP. STRENGTH	TEAM	ADJ.	CONF.	ADJ CONF.
Average RPI Loss: 134	RECORD	PCT. RANK	GAMES	SCHEDULE	OF SCHEDULE	RPI	RPI	RPI	RPI
DIV. I ONLY	16- 14	152	5- 7	113	128	144	144	10	10
DIV. I NON-CONF.	9- 3	61	0- 0	79	278	69	69	10	10
TOTALS	RPI 1-25	RPI 26-50	W-L RECORDS	RPI 51-100	RPI 101-150	RPI 150+			
16- 14	0- 0	1- 0	OVERALL	1- 5	4- 5	10- 4			
7- 7	0- 0	1- 0	HOME	0- 3	3- 2	3- 2			
8- 6	0- 0	0- 0	AWAY	1- 2	1- 2	6- 2			
1- 1	0- 0	0- 0	NEUTRAL	0- 0	0- 1	1- 0			
9- 3	0- 0	1- 0	NON-CONFERENCE	0- 0	1- 2	7- 1			
3- 2	0- 0	1- 0	HOME	0- 0	1- 1	1- 1			
5- 0	0- 0	0- 0	AWAY	0- 0	0- 0	5- 0			
1- 1	0- 0	0- 0	NEUTRAL	0- 0	0- 1	1- 0			
7- 11	0- 0	0- 0	CONFERENCE	1- 5	3- 3	3- 3			
4- 5	0- 0	0- 0	HOME	0- 3	2- 1	2- 1			
3- 6	0- 0	0- 0	AWAY	1- 2	1- 2	1- 2			
0- 0	0- 0	0- 0	NEUTRAL	0- 0	0- 0	0- 0			

RPI S	Opponent	Score	RPI S	Opponent	Score	RPI S	Opponent	Score	RPI S	Opponent	Score	Team's RPI: 144
40	H Iowa	96 88	53	A Missouri St.	86 69	109	A Wichita St.	56 46				
			53	H Missouri St.	70 79	109	H Wichita St.	58 71				
			84	A Creighton	68 72	116	H Eastern Ill.	58 59				
			84	H Creighton	59 68	120	N Stetson	63 73				
			93	A Illinois St.	63 82	127	A Indiana St.	60 77				
			93	H Illinois St.	65 67	127	H Indiana St.	79 58				
						130	H Northern Colo.	59 49				
						146	A UNI	57 71				
						146	H UNI	75 61				
						153	A Drake	62 77				
						153	H Drake	65 77				
						162	A Central Mich.	86 79				
						165	A SIU Edwardsville	66 60				
						177	A Winthrop	71 61				
						201	A Butler	71 63				
						206	A Northern Ill.	50 45				
						215	N Niagara	68 43				
						234	H Western Ill.	93 64				
						238	H Milwaukee	67 71				
						271	A Southern Ill.	72 59				
						271	H Southern Ill.	66 50				
						307	A Evansville	59 71				
						307	H Evansville	82 64				
LAST 12 Division I GAMES:												
53	A Missouri St.	86 69	127	A Indiana St.	60 77							
109	A Wichita St.	56 46	271	H Southern Ill.	66 50							
84	H Creighton	59 68	307	H Evansville	82 64							
153	H Drake	65 77	84	A Creighton	68 72							
146	H UNI	75 61	153	A Drake	62 77							
93	A Illinois St.	63 82	146	A UNI	57 71							

Non-Div I Games:

Bradley

■ Loss,
 ■ Non-Conf,
 ■ S Site,
 ■ H Home
 ■ A Away
 N Neutral

Average RPI Win:	249	WON-LOST	WINNING	LAST 12	STRENGTH OF	OPP. STRENGTH	TEAM	ADJ.	CONF.	ADJ CONF.
Average RPI Loss:	175	RECORD	PCT. RANK	GAMES	SCHEDULE	OF SCHEDULE	RPI	RPI	RPI	RPI
DIV. I ONLY	15- 12	136	6- 6	320	252	221	221	20	20	
DIV. I NON-CONF.	8- 5	107	0- 0	321	319	227	227	18	18	
TOTALS	RPI 1-25	RPI 26-50	W-L RECORDS	RPI 51-100	RPI 101-150	RPI 150+				
15- 12	0- 0	0- 2	OVERALL	1- 1	2- 1	12- 8				
7- 7	0- 0	0- 1	HOME	1- 1	2- 0	4- 5				
7- 5	0- 0	0- 1	AWAY	0- 0	0- 1	7- 3				
1- 0	0- 0	0- 0	NEUTRAL	0- 0	0- 0	1- 0				
8- 5	0- 0	0- 0	NON-CONFERENCE	1- 1	1- 0	6- 4				
4- 3	0- 0	0- 0	HOME	1- 1	1- 0	2- 2				
3- 2	0- 0	0- 0	AWAY	0- 0	0- 0	3- 2				
1- 0	0- 0	0- 0	NEUTRAL	0- 0	0- 0	1- 0				
7- 7	0- 0	0- 2	CONFERENCE	0- 0	1- 1	6- 4				
3- 4	0- 0	0- 1	HOME	0- 0	1- 0	2- 3				
4- 3	0- 0	0- 1	AWAY	0- 0	0- 1	4- 1				
0- 0	0- 0	0- 0	NEUTRAL	0- 0	0- 0	0- 0				

RPI 1-25				RPI 26-50				RPI 51-100				RPI 101+				Team's RPI: 221	
RPI	S	Opponent	Score	RPI	S	Opponent	Score	RPI	S	Opponent	Score	RPI	S	Opponent	Score		
				26	A	Princeton	45 57	83	H	Albany (NY)	65 53	125	H	Providence	70 57		
				26	H	Princeton	60 77	94	H	Fairfield	55 63	132	A	Harvard	57 65		
												132	H	Harvard	58 55		
												151	A	Yale	60 55		
												151	H	Yale	65 75		
												166	H	Holy Cross	74 81		
												185	H	New Hampshire	57 62		
												209	A	Penn	59 55		
												209	H	Penn	66 72		
												239	A	Bryant	49 64		
												257	A	Cornell	50 51		
												257	H	Cornell	60 49		
												275	H	Vermont	61 57		
												277	A	San Jose St.	61 47		
												288	A	Dartmouth	74 50		
												288	H	Dartmouth	52 57		
												307	N	Evansville	55 47		
												316	A	Rhode Island	53 40		
												316	H	Rhode Island	66 54		
												317	A	Maine	61 59		
												324	A	NJIT	66 70		
												338	A	Columbia	75 63		
												338	H	Columbia	72 63		
LAST 12 Division I GAMES:																	
				26	H	Princeton	60 77	257	H	Cornell	60 49						
				209	H	Penn	66 72	338	H	Columbia	72 63						
				338	A	Columbia	75 63	209	A	Penn	59 55						
				257	A	Cornell	50 51	26	A	Princeton	45 57						
				288	H	Dartmouth	52 57	132	A	Harvard	57 65						
				132	H	Harvard	58 55	288	A	Dartmouth	74 50						

Non-Div I Games: Dominican (CA) 66 45

Brown

■ Loss,
 ■ Non-Conf,
 ■ S Site,
 ■ H Home
 ■ A Away
 N Neutral

Average RPI Win:	262	WON-LOST	WINNING	LAST 12	STRENGTH OF	OPP. STRENGTH	TEAM	ADJ.	CONF.	ADJ CONF.
Average RPI Loss:	164	RECORD	PCT. RANK	GAMES	SCHEDULE	OF SCHEDULE	RPI	RPI	RPI	RPI
DIV. I ONLY	14- 15	174	3- 8	325	211	239	239	15	15	
DIV. I NON-CONF.	7- 4	98	0- 0	342	290	259	259	21	21	
TOTALS	RPI 1-25	RPI 26-50	W-L RECORDS	RPI 51-100	RPI 101-150	RPI 150+				
14- 15	0- 0	0- 0	OVERALL	0- 4	1- 2	13- 9				
8- 6	0- 0	0- 0	HOME	0- 2	1- 0	7- 4				
6- 9	0- 0	0- 0	AWAY	0- 2	0- 2	6- 5				
0- 0	0- 0	0- 0	NEUTRAL	0- 0	0- 0	0- 0				
7- 4	0- 0	0- 0	NON-CONFERENCE	0- 0	0- 0	7- 4				
4- 1	0- 0	0- 0	HOME	0- 0	0- 0	4- 1				
3- 3	0- 0	0- 0	AWAY	0- 0	0- 0	3- 3				
0- 0	0- 0	0- 0	NEUTRAL	0- 0	0- 0	0- 0				
7- 11	0- 0	0- 0	CONFERENCE	0- 4	1- 2	6- 5				
4- 5	0- 0	0- 0	HOME	0- 2	1- 0	3- 3				
3- 6	0- 0	0- 0	AWAY	0- 2	0- 2	3- 2				
0- 0	0- 0	0- 0	NEUTRAL	0- 0	0- 0	0- 0				

RPI S	Opponent	Score	RPI S	Opponent	Score	RPI S	Opponent	Score	RPI S	Opponent	Score	Team's RPI: 239
						68	A Sacred Heart	64 79	110	A LIU Brooklyn	41 50	
						68	H Sacred Heart	67 74	142	A Robert Morris	68 72	
						75	A Quinnipiac	56 67	142	H Robert Morris	75 71	
						75	H Quinnipiac	47 84	154	A Saint Francis (PA)	73 85	
									154	H Saint Francis (PA)	57 52	
									156	H Monmouth	55 49	
									166	A Holy Cross	62 82	
									193	A Mt. St. Mary's	61 66	
									193	H Mt. St. Mary's	63 71	
									203	A Boston College	42 68	
									213	A Central Conn. St.	68 62	
									213	H Central Conn. St.	62 75	
									221	H Brown	64 49	
									228	H Iona	53 66	
									236	H Fairleigh Dickinson	43 54	
									262	H Army	64 54	
									288	A Dartmouth	63 45	
									300	H Lafayette	56 48	
									306	A Colgate	76 74	
									316	H Rhode Island	75 62	
									317	A Maine	65 53	
									326	A St. Francis (NY)	55 45	
									336	A Wagner	71 67	
									336	H Wagner	65 53	
									338	A Columbia	74 77	
LAST 12 Division I GAMES:												
			336	H Wagner	65 53		110	A LIU Brooklyn	41 50			
			193	H Mt. St. Mary's	63 71		326	A St. Francis (NY)	55 45			
			142	A Robert Morris	68 72		236	H Fairleigh Dickinson	43 54			
			154	A Saint Francis (PA)	73 85		156	H Monmouth	55 49			
			68	H Sacred Heart	67 74		213	H Central Conn. St.	62 75			
			68	A Sacred Heart	64 79		75	H Quinnipiac	47 84			

Non-Div I Games:

Bryant

Average RPI Win:	261	WON-LOST	WINNING	LAST 12	STRENGTH OF	OPP. STRENGTH	TEAM	ADJ.	CONF.	ADJ CONF.
Average RPI Loss:	205	RECORD	PCT. RANK	GAMES	SCHEDULE	OF SCHEDULE	RPI	RPI	RPI	RPI
DIV. I ONLY	5- 25	323	3- 9	289	296	330	330	29	29	
DIV. I NON-CONF.	2- 13	317	0- 0	303	260	336	336	29	29	
TOTALS	RPI 1-25	RPI 26-50	W-L RECORDS	RPI 51-100	RPI 101-150	RPI 150+				
5- 25	0- 1	0- 1	OVERALL	0- 0	0- 2	5- 21				
3- 11	0- 1	0- 0	HOME	0- 0	0- 1	3- 9				
2- 14	0- 0	0- 1	AWAY	0- 0	0- 1	2- 12				
0- 0	0- 0	0- 0	NEUTRAL	0- 0	0- 0	0- 0				
2- 13	0- 1	0- 1	NON-CONFERENCE	0- 0	0- 0	2- 11				
2- 5	0- 1	0- 0	HOME	0- 0	0- 0	2- 4				
0- 8	0- 0	0- 1	AWAY	0- 0	0- 0	0- 7				
0- 0	0- 0	0- 0	NEUTRAL	0- 0	0- 0	0- 0				
3- 12	0- 0	0- 0	CONFERENCE	0- 0	0- 2	3- 10				
1- 6	0- 0	0- 0	HOME	0- 0	0- 1	1- 5				
2- 6	0- 0	0- 0	AWAY	0- 0	0- 1	2- 5				
0- 0	0- 0	0- 0	NEUTRAL	0- 0	0- 0	0- 0				

RPI 1-25				RPI 26-50				RPI 51-100				RPI 101+ Team's RPI: 330			
RPI	S	Opponent	Score	RPI	S	Opponent	Score	RPI	S	Opponent	Score	RPI	S	Opponent	Score
21	H	Penn St.	54 78	36	A	West Virginia	30 72					122	A	American	45 71
												122	H	American	59 62
												151	H	Yale	48 69
												154	A	Saint Francis (PA)	53 70
												166	A	Holy Cross	53 70
												166	H	Holy Cross	38 49
												182	A	Lehigh	62 56
												182	A	Lehigh	47 63
												182	H	Lehigh	38 53
												193	A	Mt. St. Mary's	46 58
												197	H	Fordham	49 39
												206	A	Navy	51 60
												206	H	Navy	49 50
												215	A	Niagara	55 61
												230	A	Buffalo	57 63
												245	H	Canisius	47 55
												246	H	Youngstown St.	56 57
												257	A	Cornell	45 65
												262	A	Army	56 60
												262	H	Army	64 67
												285	A	Rider	43 63
												296	H	Morgan St.	52 54
												300	A	Lafayette	65 54
												300	H	Lafayette	45 49
												306	A	Colgate	66 73
												306	H	Colgate	67 45
LAST 12 Division I GAMES:															
182	A	Lehigh	47 63	306	H	Colgate	67 45								
206	A	Navy	51 60	262	A	Army	56 60								
122	H	American	59 62	206	H	Navy	49 50								
166	H	Holy Cross	38 49	122	A	American	45 71								
182	A	Lehigh	62 56	166	A	Holy Cross	53 70								
300	A	Lafayette	65 54	182	H	Lehigh	38 53								

Non-Div I Games:

Bucknell

■ Loss,
■ Non-Conf, S Site,
■ Home
■ Away
N Neutral

RPI	S	Opponent	Score	
319	H	Saint Peter's	46	35
324	A	NJIT	53	54

B
u
c
k
n
e
l
l

B
u
c
k
n
e
l
l

Bucknell

Buffalo

Through Games Of Sunday, March 4, 2012

Average RPI Win:	263	WON-LOST	WINNING	LAST 12	STRENGTH OF	OPP. STRENGTH	TEAM	ADJ.	CONF.	ADJ CONF.
Average RPI Loss:	126	RECORD	PCT. RANK	GAMES	SCHEDULE	OF SCHEDULE	RPI	RPI	RPI	RPI
DIV. I ONLY	9- 22	277	4- 8	94	174	230	230	12	12	
DIV. I NON-CONF.	5- 9	237	0- 0	50	185	159	159	13	13	
TOTALS	RPI 1-25	RPI 26-50	W-L RECORDS	RPI 51-100	RPI 101-150	RPI 150+				
9- 22	0- 2	0- 2	OVERALL	0- 9	0- 0	9- 9				
5- 7	0- 0	0- 0	HOME	0- 4	0- 0	5- 3				
3- 13	0- 2	0- 1	AWAY	0- 5	0- 0	3- 5				
1- 2	0- 0	0- 1	NEUTRAL	0- 0	0- 0	1- 1				
5- 9	0- 2	0- 2	NON-CONFERENCE	0- 3	0- 0	5- 2				
3- 1	0- 0	0- 0	HOME	0- 0	0- 0	3- 1				
1- 6	0- 2	0- 1	AWAY	0- 3	0- 0	1- 0				
1- 2	0- 0	0- 1	NEUTRAL	0- 0	0- 0	1- 1				
4- 13	0- 0	0- 0	CONFERENCE	0- 6	0- 0	4- 7				
2- 6	0- 0	0- 0	HOME	0- 4	0- 0	2- 2				
2- 7	0- 0	0- 0	AWAY	0- 2	0- 0	2- 5				
0- 0	0- 0	0- 0	NEUTRAL	0- 0	0- 0	0- 0				

RPI	S	Opponent	Score	RPI	S	Opponent	Score	RPI	S	Opponent	Score	RPI	S	Opponent	Score	Team's RPI: 230
5	A	Connecticut	34 90	38	N	Dayton	74 94	60	A	Bowling Green	52 62	157	H	Wright St.	54 81	
15	A	St. Bonaventure	45 76	42	A	Iowa St.	45 65	60	H	Bowling Green	59 79	162	H	Central Mich.	60 66	
								61	A	Howard	57 81	202	A	Akron	82 96	
								65	H	Eastern Mich.	54 72	202	A	Akron	69 78	
								76	H	Toledo	75 77	202	H	Akron	82 91	
								77	A	Duquesne	46 90	206	A	Northern Ill.	62 46	
								90	A	Miami (OH)	51 72	215	A	Niagara	65 54	
								90	H	Miami (OH)	50 66	235	H	Oakland	69 65	
								97	A	Syracuse	59 79	236	N	Fairleigh Dickinson	54 63	
												245	H	Canisius	62 57	
												248	A	Ohio	64 73	
												248	H	Ohio	61 56	
												270	A	Ball St.	61 37	
												290	A	Western Mich.	92 102	
												295	A	Kent St.	73 85	
												295	H	Kent St.	85 72	
												324	N	NJIT	66 53	
												330	H	Bucknell	63 57	
LAST 12 Division I GAMES:																
202	A	Akron	82 96	162	H	Central Mich.	60 66									
202	A	Akron	69 78	270	A	Ball St.	61 37									
248	H	Ohio	61 56	290	A	Western Mich.	92 102									
295	H	Kent St.	85 72	76	H	Toledo	75 77									
90	H	Miami (OH)	50 66	65	H	Eastern Mich.	54 72									
60	A	Bowling Green	52 62	206	A	Northern Ill.	62 46									

Non-Div I Games:

Buffalo

■ Loss,
 ■ Non-Conf,
 S Site,
 ■ Home
 ■ Away
 N Neutral

Butler

Through Games Of Sunday, March 4, 2012

Average RPI Win:	222	WON-LOST	WINNING	LAST 12	STRENGTH OF	OPP. STRENGTH	TEAM	ADJ.	CONF.	ADJ CONF.
Average RPI Loss:	153	RECORD	PCT. RANK	GAMES	SCHEDULE	OF SCHEDULE	RPI	RPI	RPI	RPI
DIV. I ONLY	12- 16	212	7- 5	157	187	201	201	13	13	
DIV. I NON-CONF.	3- 7	262	0- 0	189	161	262	262	17	17	
TOTALS	RPI 1-25	RPI 26-50	W-L RECORDS	RPI 51-100	RPI 101-150	RPI 150+				
12- 16	0- 2	0- 1	OVERALL	0- 1	1- 5	11- 7				
8- 4	0- 1	0- 0	HOME	0- 0	0- 2	8- 1				
3- 10	0- 1	0- 0	AWAY	0- 1	0- 2	3- 6				
1- 2	0- 0	0- 1	NEUTRAL	0- 0	1- 1	0- 0				
3- 7	0- 0	0- 1	NON-CONFERENCE	0- 1	1- 3	2- 2				
2- 1	0- 0	0- 0	HOME	0- 0	0- 1	2- 0				
0- 4	0- 0	0- 0	AWAY	0- 1	0- 1	0- 2				
1- 2	0- 0	0- 1	NEUTRAL	0- 0	1- 1	0- 0				
9- 9	0- 2	0- 0	CONFERENCE	0- 0	0- 2	9- 5				
6- 3	0- 1	0- 0	HOME	0- 0	0- 1	6- 1				
3- 6	0- 1	0- 0	AWAY	0- 0	0- 1	3- 4				
0- 0	0- 0	0- 0	NEUTRAL	0- 0	0- 0	0- 0				

RPI S Opponent	Score	RPI S Opponent	Score	RPI S Opponent	Score	RPI S Opponent	Score	Team's RPI: 201
25 A Green Bay	53 78	42 N Iowa St.	44 64	60 A Bowling Green	61 71	104 N UNLV	39 62	
25 H Green Bay	36 60					108 A Detroit	60 72	
						108 H Detroit	52 57	
						127 A Indiana St.	46 49	
						132 N Harvard	69 68	
						144 H Bradley	63 71	
						157 A Wright St.	47 48	
						157 H Wright St.	81 66	
						161 A Ill.-Chicago	42 77	
						161 H Ill.-Chicago	51 48	
						217 A Loyola Chicago	60 57	
						217 H Loyola Chicago	72 46	
						238 A Milwaukee	52 54	
						238 H Milwaukee	76 63	
						246 A Youngstown St.	65 63	
						246 H Youngstown St.	73 64	
						254 H IUPUI	58 50	
						265 A Cleveland St.	68 62	
						265 H Cleveland St.	67 43	
						270 H Ball St.	55 43	
						276 A Valparaiso	53 58	
						276 H Valparaiso	59 72	
						283 A IPFW	60 68	
						312 A Nevada	69 71	
LAST 12 Division I GAMES:								
157 H Wright St.	81 66	276 H Valparaiso	59 72					
108 H Detroit	52 57	246 A Youngstown St.	65 63					
25 A Green Bay	53 78	265 A Cleveland St.	68 62					
238 A Milwaukee	52 54	238 H Milwaukee	76 63					
161 H Ill.-Chicago	51 48	25 H Green Bay	36 60					
217 H Loyola Chicago	72 46	217 A Loyola Chicago	60 57					

Non-Div I Games: Marian (IN) 74 39

Butler

Loss, Non-Conf, S Site, H Home A Away N Neutral

CSU Bakersfield

Through Games Of Sunday, March 4, 2012

Average RPI Win:	256	WON-LOST	WINNING	LAST 12	STRENGTH OF	OPP. STRENGTH	TEAM	ADJ.	CONF.	ADJ CONF.
Average RPI Loss:	155	RECORD	PCT. RANK	GAMES	SCHEDULE	OF SCHEDULE	RPI	RPI	RPI	RPI
DIV. I ONLY	5- 22	316	3- 9	136	154	289	289	26	26	
DIV. I NON-CONF.	5- 21	298	3- 8	154	200	283	283	26	26	
TOTALS	RPI 1-25	RPI 26-50	W-L RECORDS	RPI 51-100	RPI 101-150	RPI 150+				
5- 22	0- 2	0- 1	OVERALL	0- 5	0- 4	5- 10				
3- 7	0- 0	0- 0	HOME	0- 2	0- 2	3- 3				
2- 12	0- 1	0- 1	AWAY	0- 2	0- 2	2- 6				
0- 3	0- 1	0- 0	NEUTRAL	0- 1	0- 0	0- 1				
5- 21	0- 2	0- 1	NON-CONFERENCE	0- 5	0- 3	5- 10				
3- 7	0- 0	0- 0	HOME	0- 2	0- 2	3- 3				
2- 11	0- 1	0- 1	AWAY	0- 2	0- 1	2- 6				
0- 3	0- 1	0- 0	NEUTRAL	0- 1	0- 0	0- 1				
0- 1	0- 0	0- 0	CONFERENCE	0- 0	0- 1	0- 0				
0- 0	0- 0	0- 0	HOME	0- 0	0- 0	0- 0				
0- 1	0- 0	0- 0	AWAY	0- 0	0- 1	0- 0				
0- 0	0- 0	0- 0	NEUTRAL	0- 0	0- 0	0- 0				

RPI	S	Opponent	Score	RPI	S	Opponent	Score	RPI	S	Opponent	Score	RPI	S	Opponent	Score	Team's RPI: 289
2	A	Stanford	48 90	31	A	California	56 86	63	A	Fresno St.	59 88	134	H	Pacific	73 96	
6	N	Maryland	83 114					69	N	Texas Tech	63 81	135	A	FIU	59 82	
								70	H	Oregon St.	62 85	138	A	Seattle	65 86	
								74	A	San Diego	70 99	150	H	Cal Poly	78 95	
								95	H	San Diego St.	60 74	163	A	Cal St. Northridge	52 54	
												169	A	Montana	64 56	
												174	H	Colorado St.	63 65	
												183	A	Santa Clara	87 93	
												189	A	UC Santa Barbara	49 57	
												222	H	UC Irvine	104 92	
												244	A	Sacramento St.	84 87	
												252	N	Prairie View	64 69	
												284	A	Cal St. Fullerton	71 63	
												284	H	Cal St. Fullerton	58 67	
												293	H	Northern Ariz.	86 77	
												310	A	UC Riverside	62 76	
												310	H	UC Riverside	72 66	
												312	H	Nevada	76 85	
												333	A	Weber St.	72 85	
LAST 12 Division I GAMES:																
138	A	Seattle	65 86	310	H	UC Riverside	72 66									
293	H	Northern Ariz.	86 77	284	H	Cal St. Fullerton	58 67									
284	A	Cal St. Fullerton	71 63	312	H	Nevada	76 85									
189	A	UC Santa Barbara	49 57	95	H	San Diego St.	60 74									
150	H	Cal Poly	78 95	174	H	Colorado St.	63 65									
163	A	Cal St. Northridge	52 54	69	N	Texas Tech	63 81									

Non-Div I Games: Southern Ore. 111 66

CSU Bakersfield

Loss, Non-Conf, S Site, H Home A Away N Neutral

Average RPI Win:	234	WON-LOST	WINNING	LAST 12	STRENGTH OF	OPP. STRENGTH	TEAM	ADJ.	CONF.	ADJ CONF.
Average RPI Loss:	135	RECORD	PCT. RANK	GAMES	SCHEDULE	OF SCHEDULE	RPI	RPI	RPI	RPI
DIV. I ONLY	16- 13	139	10- 2	165	235	150	150	21	21	
DIV. I NON-CONF.	4- 9	256	1- 0	130	197	207	207	19	19	
TOTALS	RPI 1-25	RPI 26-50	W-L RECORDS	RPI 51-100	RPI 101-150	RPI 150+				
16- 13	0- 0	0- 1	OVERALL	0- 4	3- 4	13- 4				
9- 3	0- 0	0- 0	HOME	0- 1	2- 1	7- 1				
7- 10	0- 0	0- 1	AWAY	0- 3	1- 3	6- 3				
0- 0	0- 0	0- 0	NEUTRAL	0- 0	0- 0	0- 0				
4- 9	0- 0	0- 1	NON-CONFERENCE	0- 4	0- 3	4- 1				
2- 2	0- 0	0- 0	HOME	0- 1	0- 1	2- 0				
2- 7	0- 0	0- 1	AWAY	0- 3	0- 2	2- 1				
0- 0	0- 0	0- 0	NEUTRAL	0- 0	0- 0	0- 0				
12- 4	0- 0	0- 0	CONFERENCE	0- 0	3- 1	9- 3				
7- 1	0- 0	0- 0	HOME	0- 0	2- 0	5- 1				
5- 3	0- 0	0- 0	AWAY	0- 0	1- 1	4- 2				
0- 0	0- 0	0- 0	NEUTRAL	0- 0	0- 0	0- 0				

RPI S	Opponent	Score	RPI S	Opponent	Score	RPI S	Opponent	Score	RPI S	Opponent	Score	Team's RPI: 150
50	A St. Mary's (CA)	62 65	63	H Fresno St.	76 79	110	A LIU Brooklyn	61 69				
			68	A Sacred Heart	69 89	123	A Oregon	93 102				
			74	A San Diego	52 69	129	A UC Davis	61 65				
			95	A San Diego St.	78 79	129	H UC Davis	87 65				
						134	A Pacific	88 66				
						134	H Pacific	74 64				
						141	H Pepperdine	78 80				
						163	A Cal St. Northridge	77 79				
						163	H Cal St. Northridge	70 56				
						189	A UC Santa Barbara	67 52				
						189	H UC Santa Barbara	61 58				
						222	A UC Irvine	76 63				
						222	H UC Irvine	60 62				
						258	A Long Beach St.	67 74				
						258	H Long Beach St.	68 41				
						264	A Loyola Marymount	72 73				
						277	H San Jose St.	71 55				
						278	A San Francisco	82 66				
						284	A Cal St. Fullerton	76 69				
						284	H Cal St. Fullerton	66 48				
						286	H Austin Peay	79 69				
						289	A CSU Bakersfield	95 78				
						310	A UC Riverside	69 47				
						310	H UC Riverside	71 43				
LAST 12 Division I GAMES:												
134	A Pacific	88 66	284	H Cal St. Fullerton	66 48							
129	A UC Davis	61 65	289	A CSU Bakersfield	95 78							
163	H Cal St. Northridge	70 56	189	A UC Santa Barbara	67 52							
258	H Long Beach St.	68 41	129	H UC Davis	87 65							
310	A UC Riverside	69 47	134	H Pacific	74 64							
222	A UC Irvine	76 63	258	A Long Beach St.	67 74							

Non-Div I Games:

Cal Poly

Average RPI Win:	248	WON-LOST	WINNING	LAST 12	STRENGTH OF	OPP. STRENGTH	TEAM	ADJ.	CONF.	ADJ CONF.
Average RPI Loss:	186	RECORD	PCT. RANK	GAMES	SCHEDULE	OF SCHEDULE	RPI	RPI	RPI	RPI
DIV. I ONLY	11- 18	240	3- 9	328	199	284	284	21	21	
DIV. I NON-CONF.	7- 6	152	0- 1	336	183	244	244	19	19	
TOTALS	RPI 1-25	RPI 26-50	W-L RECORDS	RPI 51-100	RPI 101-150	RPI 150+				
11- 18	0- 1	0- 0	OVERALL	0- 1	2- 5	9- 11				
6- 7	0- 1	0- 0	HOME	0- 0	1- 3	5- 3				
5- 10	0- 0	0- 0	AWAY	0- 1	1- 2	4- 7				
0- 1	0- 0	0- 0	NEUTRAL	0- 0	0- 0	0- 1				
7- 6	0- 1	0- 0	NON-CONFERENCE	0- 1	1- 0	6- 4				
3- 2	0- 1	0- 0	HOME	0- 0	1- 0	2- 1				
4- 3	0- 0	0- 0	AWAY	0- 1	0- 0	4- 2				
0- 1	0- 0	0- 0	NEUTRAL	0- 0	0- 0	0- 1				
4- 12	0- 0	0- 0	CONFERENCE	0- 0	1- 5	3- 7				
3- 5	0- 0	0- 0	HOME	0- 0	0- 3	3- 2				
1- 7	0- 0	0- 0	AWAY	0- 0	1- 2	0- 5				
0- 0	0- 0	0- 0	NEUTRAL	0- 0	0- 0	0- 0				

RPI 1-25				RPI 26-50			RPI 51-100			RPI 101+			Team's RPI: 284
RPI	S	Opponent	Score	RPI	S	Opponent	Score	RPI	S	Opponent	Score		
17	H	Gonzaga	60 73					67	A	Arizona St.	49 63	129	A UC Davis 58 50
												129	H UC Davis 55 57
												134	A Pacific 67 72
												134	H Pacific 64 69
												141	H Pepperdine 65 51
												150	A Cal Poly 48 66
												150	H Cal Poly 69 76
												163	A Cal St. Northridge 51 60
												163	H Cal St. Northridge 56 62
												189	A UC Santa Barbara 39 52
												189	H UC Santa Barbara 37 39
												191	A SMU 63 75
												222	A UC Irvine 68 73
												222	H UC Irvine 58 44
												244	A Sacramento St. 81 64
												258	A Long Beach St. 61 62
												258	H Long Beach St. 74 53
												264	H Loyola Marymount 79 52
												277	A San Jose St. 81 65
												278	A San Francisco 55 50
												289	A CSU Bakersfield 67 58
												289	H CSU Bakersfield 63 71
												293	A Northern Ariz. 54 64
												301	N Tennessee St. 48 61
												310	A UC Riverside 65 69
												310	H UC Riverside 66 43
LAST 12 Division I GAMES:													
163	A	Cal St. Northridge	51 60	189	A	UC Santa Barbara	39 52						
258	A	Long Beach St.	61 62	134	H	Pacific	64 69						
222	H	UC Irvine	58 44	129	H	UC Davis	55 57						
310	H	UC Riverside	66 43	258	H	Long Beach St.	74 53						
289	H	CSU Bakersfield	63 71	163	H	Cal St. Northridge	56 62						
150	A	Cal Poly	48 66	310	A	UC Riverside	65 69						

Non-Div I Games:

Cal St. Fullerton

■ Loss,
■ Non-Conf,
■ S Site,
■ Home
■ A Away
N Neutral

RPI	S	Opponent	Score
312	H	Nevada	76 74

Cal St. Fullerton
t
o
n

C
a
l
S
t
.
F
u
l
l
e
r
t
o
n

C
a
l
S
t
.
F
u
l
l
e
r
t
o
n

Average RPI Win: 229	WON-LOST	WINNING	LAST 12	STRENGTH OF	OPP. STRENGTH	TEAM	ADJ.	CONF.	ADJ CONF.
Average RPI Loss: 148	RECORD	PCT. RANK	GAMES	SCHEDULE	OF SCHEDULE	RPI	RPI	RPI	RPI
DIV. I ONLY	17- 12	124	8- 4	272	163	163	163	21	21
DIV. I NON-CONF.	6- 7	181	1- 0	271	77	212	212	19	19
TOTALS	RPI 1-25	RPI 26-50	W-L RECORDS	RPI 51-100	RPI 101-150	RPI 150+			
17- 12	0- 0	1- 0	OVERALL	0- 3	4- 4	12- 5			
10- 4	0- 0	1- 0	HOME	0- 1	3- 0	6- 3			
7- 8	0- 0	0- 0	AWAY	0- 2	1- 4	6- 2			
0- 0	0- 0	0- 0	NEUTRAL	0- 0	0- 0	0- 0			
6- 7	0- 0	1- 0	NON-CONFERENCE	0- 3	0- 2	5- 2			
4- 2	0- 0	1- 0	HOME	0- 1	0- 0	3- 1			
2- 5	0- 0	0- 0	AWAY	0- 2	0- 2	2- 1			
0- 0	0- 0	0- 0	NEUTRAL	0- 0	0- 0	0- 0			
11- 5	0- 0	0- 0	CONFERENCE	0- 0	4- 2	7- 3			
6- 2	0- 0	0- 0	HOME	0- 0	3- 0	3- 2			
5- 3	0- 0	0- 0	AWAY	0- 0	1- 2	4- 1			
0- 0	0- 0	0- 0	NEUTRAL	0- 0	0- 0	0- 0			

RPI 1-25			RPI 26-50			RPI 51-100			RPI 101+ Team's RPI: 163		
RPI	S	Opponent	Score	RPI	S	Opponent	Score	RPI	S	Opponent	Score
				36	H	West Virginia	48 47	63	H	Fresno St.	61 70
								70	A	Oregon St.	63 83
								98	A	Washington	67 73
								123	A	Oregon	75 79
								129	A	UC Davis	53 55
								129	H	UC Davis	63 60
								134	A	Pacific	72 68
								134	H	Pacific	63 56
								141	A	Pepperdine	64 68
								150	A	Cal Poly	56 70
								150	H	Cal Poly	79 77
								181	A	Portland	66 73
								183	H	Santa Clara	72 90
								189	A	UC Santa Barbara	44 61
								189	H	UC Santa Barbara	67 71
								222	A	UC Irvine	80 59
								222	H	UC Irvine	55 49
								258	A	Long Beach St.	57 50
								258	H	Long Beach St.	72 75
								264	A	Loyola Marymount	79 62
								277	H	San Jose St.	85 55
								278	A	San Francisco	67 59
								284	A	Cal St. Fullerton	62 56
								284	H	Cal St. Fullerton	60 51
								289	H	CSU Bakersfield	54 52
								306	H	Colgate	71 60
								310	A	UC Riverside	64 58
								310	H	UC Riverside	63 55
LAST 12 Division I GAMES:											
284	H	Cal St. Fullerton	60 51	222	A	UC Irvine	80 59				
150	A	Cal Poly	56 70	310	A	UC Riverside	64 58				
189	A	UC Santa Barbara	44 61	289	H	CSU Bakersfield	54 52				
129	H	UC Davis	63 60	284	A	Cal St. Fullerton	62 56				
134	H	Pacific	63 56	189	H	UC Santa Barbara	67 71				
258	H	Long Beach St.	72 75	150	H	Cal Poly	79 77				

Non-Div I Games:

Cal St. Northridge

■ Loss,
 ■ Non-Conf, S Site,
 ■ Home
 ■ Away
 N Neutral

California

Through Games Of Sunday, March 4, 2012

Average RPI Win:	132	WON-LOST	WINNING	LAST 12	STRENGTH OF	OPP. STRENGTH	TEAM	ADJ.	CONF.	ADJ CONF.
Average RPI Loss:	26	RECORD	PCT. RANK	GAMES	SCHEDULE	OF SCHEDULE	RPI	RPI	RPI	RPI
DIV. I ONLY	22- 8	45	9- 3	41	20	31	31	4	4	
DIV. I NON-CONF.	9- 3	61	0- 0	110	25	68	68	5	5	
TOTALS	RPI 1-25	RPI 26-50	W-L RECORDS	RPI 51-100	RPI 101-150	RPI 150+				
22- 8	0- 3	1- 4	OVERALL	6- 1	9- 0	6- 0				
13- 3	0- 1	0- 2	HOME	3- 0	6- 0	4- 0				
8- 4	0- 2	1- 1	AWAY	2- 1	3- 0	2- 0				
1- 1	0- 0	0- 1	NEUTRAL	1- 0	0- 0	0- 0				
9- 3	0- 1	1- 2	NON-CONFERENCE	1- 0	2- 0	5- 0				
6- 1	0- 0	0- 1	HOME	0- 0	2- 0	4- 0				
2- 1	0- 1	1- 0	AWAY	0- 0	0- 0	1- 0				
1- 1	0- 0	0- 1	NEUTRAL	1- 0	0- 0	0- 0				
13- 5	0- 2	0- 2	CONFERENCE	5- 1	7- 0	1- 0				
7- 2	0- 1	0- 1	HOME	3- 0	4- 0	0- 0				
6- 3	0- 1	0- 1	AWAY	2- 1	3- 0	1- 0				
0- 0	0- 0	0- 0	NEUTRAL	0- 0	0- 0	0- 0				

RPI	S	Opponent	Score	RPI	S	Opponent	Score	RPI	S	Opponent	Score	RPI	S	Opponent	Score
2	A	Stanford	71 74	27	H	Ohio St.	75 77	51	N	Virginia	59 50	102	A	Utah	63 56
2	H	Stanford	61 86	30	A	Southern California	54 74	56	A	UCLA	55 60	102	H	Utah	60 46
13	A	Rutgers	70 73	30	H	Southern California	75 76	56	H	UCLA	67 58	104	H	UNLV	70 48
				45	N	Texas	60 61	67	A	Arizona St.	67 62	112	H	Illinois	80 56
				50	A	St. Mary's (CA)	65 55	70	A	Oregon St.	75 68	118	A	Colorado	68 55
								70	H	Oregon St.	73 56	118	H	Colorado	64 43
								98	H	Washington	71 47	123	A	Oregon	83 71
												123	H	Oregon	90 67
												126	H	Washington St.	60 55
												164	A	Arizona	78 74
												183	H	Santa Clara	75 58
												244	H	Sacramento St.	85 61
												250	A	Hawaii	69 54
												288	H	Dartmouth	80 39
												289	H	CSU Bakersfield	86 56
LAST 12 Division I GAMES:															
2	H	Stanford	61 86	56	H	UCLA	67 58								
118	H	Colorado	64 43	67	A	Arizona St.	67 62								
102	H	Utah	60 46	164	A	Arizona	78 74								
70	A	Oregon St.	75 68	2	A	Stanford	71 74								
123	A	Oregon	83 71	126	H	Washington St.	60 55								
30	H	Southern California	75 76	98	H	Washington	71 47								

Non-Div I Games:

California

■ Loss,
 ■ Non-Conf,
 ■ S Site,
 ■ Home
 ■ A Away
 N Neutral

Average RPI Win:	271	WON-LOST	WINNING	LAST 12	STRENGTH OF	OPP. STRENGTH	TEAM	ADJ.	CONF.	ADJ CONF.
Average RPI Loss:	164	RECORD	PCT. RANK	GAMES	SCHEDULE	OF SCHEDULE	RPI	RPI	RPI	RPI
DIV. I ONLY	15- 11	129	8- 4	292	327	180	180	27	27	
DIV. I NON-CONF.	5- 4	134	0- 0	319	324	191	191	28	28	
TOTALS	RPI 1-25	RPI 26-50	W-L RECORDS	RPI 51-100	RPI 101-150	RPI 150+				
15- 11	0- 0	0- 0	OVERALL	0- 1	0- 3	15- 7				
8- 3	0- 0	0- 0	HOME	0- 0	0- 1	8- 2				
5- 8	0- 0	0- 0	AWAY	0- 1	0- 2	5- 5				
2- 0	0- 0	0- 0	NEUTRAL	0- 0	0- 0	2- 0				
5- 4	0- 0	0- 0	NON-CONFERENCE	0- 1	0- 1	5- 2				
2- 0	0- 0	0- 0	HOME	0- 0	0- 0	2- 0				
1- 4	0- 0	0- 0	AWAY	0- 1	0- 1	1- 2				
2- 0	0- 0	0- 0	NEUTRAL	0- 0	0- 0	2- 0				
10- 7	0- 0	0- 0	CONFERENCE	0- 0	0- 2	10- 5				
6- 3	0- 0	0- 0	HOME	0- 0	0- 1	6- 2				
4- 4	0- 0	0- 0	AWAY	0- 0	0- 1	4- 3				
0- 0	0- 0	0- 0	NEUTRAL	0- 0	0- 0	0- 0				

RPI 1-25				RPI 26-50				RPI 51-100				RPI 101+				Team's RPI: 180	
RPI	S	Opponent	Score	RPI	S	Opponent	Score	RPI	S	Opponent	Score	RPI	S	Opponent	Score		
								82	A	UNC Wilmington	73	79	107	A	Liberty	61	90
												107	H	Liberty	45	58	
												120	A	Stetson	55	70	
												155	A	High Point	65	77	
												155	H	High Point	89	68	
												176	A	Elon	88	89	
												177	A	Winthrop	73	83	
												177	H	Winthrop	66	67	
												210	A	Charleston So.	76	58	
												210	H	Charleston So.	70	56	
												229	A	Radford	70	80	
												229	H	Radford	59	64	
												232	H	Western Caro.	59	43	
												243	A	Georgia St.	56	70	
												249	A	Presbyterian	53	44	
												249	H	Presbyterian	68	44	
												267	N	Eastern Ky.	64	52	
												279	H	Longwood	48	33	
												294	A	Coastal Caro.	47	38	
												294	H	Coastal Caro.	58	55	
												298	N	Bethune-Cookman	62	46	
												322	H	Gardner-Webb	62	52	
												335	A	UNC Asheville	74	55	
												335	H	UNC Asheville	82	62	
												341	A	N.C. Central	59	41	
LAST 12 Division I GAMES:																	
				335	A	UNC Asheville	74	55				229	H	Radford	59	64	
				249	H	Presbyterian	68	44				107	H	Liberty	45	58	
				177	H	Winthrop	66	67				177	A	Winthrop	73	83	
				210	A	Charleston So.	76	58				249	A	Presbyterian	53	44	
				294	A	Coastal Caro.	47	38				294	H	Coastal Caro.	58	55	
				155	H	High Point	89	68				210	H	Charleston So.	70	56	

Non-Div I Games: Montreat 75 58 Winston-Salem 72 60

Campbell

Loss, Non-Conf, S Site, H Home A Away N Neutral

Average RPI Win:	250	WON-LOST	WINNING	LAST 12	STRENGTH OF	OPP. STRENGTH	TEAM	ADJ.	CONF.	ADJ CONF.
Average RPI Loss:	158	RECORD	PCT. RANK	GAMES	SCHEDULE	OF SCHEDULE	RPI	RPI	RPI	RPI
DIV. I ONLY	12- 18	226	4- 8	257	220	245	245	22	22	
DIV. I NON-CONF.	6- 5	139	0- 0	175	192	145	145	22	22	
TOTALS	RPI 1-25	RPI 26-50	W-L RECORDS	RPI 51-100	RPI 101-150	RPI 150+				
12- 18	0- 1	0- 3	OVERALL	1- 4	0- 0	11- 10				
7- 7	0- 1	0- 1	HOME	1- 2	0- 0	6- 3				
5- 10	0- 0	0- 2	AWAY	0- 2	0- 0	5- 6				
0- 1	0- 0	0- 0	NEUTRAL	0- 0	0- 0	0- 1				
6- 5	0- 1	0- 1	NON-CONFERENCE	1- 2	0- 0	5- 1				
3- 2	0- 1	0- 0	HOME	1- 1	0- 0	2- 0				
3- 3	0- 0	0- 1	AWAY	0- 1	0- 0	3- 1				
0- 0	0- 0	0- 0	NEUTRAL	0- 0	0- 0	0- 0				
6- 13	0- 0	0- 2	CONFERENCE	0- 2	0- 0	6- 9				
4- 5	0- 0	0- 1	HOME	0- 1	0- 0	4- 3				
2- 7	0- 0	0- 1	AWAY	0- 1	0- 0	2- 5				
0- 1	0- 0	0- 0	NEUTRAL	0- 0	0- 0	0- 1				

RPI 1-25				RPI 26-50				RPI 51-100				RPI 101+ Team's RPI: 245			
RPI	S	Opponent	Score	RPI	S	Opponent	Score	RPI	S	Opponent	Score	RPI	S	Opponent	Score
15	H	St. Bonaventure	58 74	27	A	Ohio St.	41 84	65	H	Eastern Mich.	53 65	186	A	Loyola Maryland	62 70
				48	A	Marist	57 69	83	H	Albany (NY)	64 60	186	H	Loyola Maryland	65 55
				48	H	Marist	52 81	94	A	Fairfield	43 55	192	A	Manhattan	51 73
								94	H	Fairfield	51 63	192	H	Manhattan	40 50
								96	A	Towson	50 64	215	A	Niagara	58 57
												215	H	Niagara	60 66
												216	A	Md.-East. Shore	45 43
												228	A	Iona	67 77
												228	H	Iona	85 74
												230	A	Buffalo	57 62
												242	A	Siena	61 67
												242	H	Siena	57 69
												257	H	Cornell	62 45
												285	A	Rider	61 58
												285	H	Rider	60 54
												295	A	Kent St.	81 64
												306	H	Colgate	63 42
												319	A	Saint Peter's	51 66
												319	H	Saint Peter's	59 54
												319	N	Saint Peter's	57 62
												330	A	Bucknell	55 47
LAST 12 Division I GAMES:															
319	N	Saint Peter's	57 62	285	A	Rider	61 58								
242	H	Siena	57 69	215	A	Niagara	58 57								
192	H	Manhattan	40 50	186	A	Loyola Maryland	62 70								
94	H	Fairfield	51 63	285	H	Rider	60 54								
48	H	Marist	52 81	186	H	Loyola Maryland	65 55								
319	A	Saint Peter's	51 66	228	A	Iona	67 77								

Non-Div I Games:

Canisius

■ Loss,
 ■ Non-Conf,
 ■ S Site,
 ■ H Home
 ■ A Away
 N Neutral

Central Ark.

Through Games Of Sunday, March 4, 2012

Average RPI Win: 223	WON-LOST	WINNING	LAST 12	STRENGTH OF	OPP. STRENGTH	TEAM	ADJ.	CONF.	ADJ CONF.
Average RPI Loss: 135	RECORD	PCT. RANK	GAMES	SCHEDULE	OF SCHEDULE	RPI	RPI	RPI	RPI
DIV. I ONLY	20- 5	21	11- 1	248	233	78	78	24	24
DIV. I NON-CONF.	6- 3	88	0- 0	199	81	121	121	27	27
TOTALS	RPI 1-25	RPI 26-50	W-L RECORDS	RPI 51-100	RPI 101-150	RPI 150+			
20- 5	0- 1	0- 0	OVERALL	2- 1	2- 1	16- 2			
12- 0	0- 0	0- 0	HOME	1- 0	2- 0	9- 0			
6- 3	0- 0	0- 0	AWAY	1- 1	0- 0	5- 2			
2- 2	0- 1	0- 0	NEUTRAL	0- 0	0- 1	2- 0			
6- 3	0- 1	0- 0	NON-CONFERENCE	0- 1	1- 1	5- 0			
4- 0	0- 0	0- 0	HOME	0- 0	1- 0	3- 0			
0- 1	0- 0	0- 0	AWAY	0- 1	0- 0	0- 0			
2- 2	0- 1	0- 0	NEUTRAL	0- 0	0- 1	2- 0			
14- 2	0- 0	0- 0	CONFERENCE	2- 0	1- 0	11- 2			
8- 0	0- 0	0- 0	HOME	1- 0	1- 0	6- 0			
6- 2	0- 0	0- 0	AWAY	1- 0	0- 0	5- 2			
0- 0	0- 0	0- 0	NEUTRAL	0- 0	0- 0	0- 0			

RPI 1-25				RPI 26-50				RPI 51-100				RPI 101+			
RPI	S	Opponent	Score	RPI	S	Opponent	Score	RPI	S	Opponent	Score	RPI	S	Opponent	Score
14	N	Georgia Tech	61 67					69	A	Texas Tech	43 76	101	H	UT Martin	69 65
								92	A	McNeese St.	64 53	147	H	Sam Houston St.	61 55
								92	H	McNeese St.	71 70	148	N	UMKC	60 64
												155	N	High Point	69 56
												159	A	Stephen F. Austin	45 54
												170	A	Lamar	62 37
												170	H	Lamar	63 53
												178	H	Alabama	58 46
												214	H	Indiana	58 46
												227	A	Nicholls St.	66 59
												227	H	Nicholls St.	67 47
												231	H	Texas St.	81 75
												251	N	La.-Monroe	73 55
												287	A	Southeastern La.	53 58
												287	H	Southeastern La.	71 54
												299	A	UTSA	62 50
												313	A	Texas-Arlington	53 51
												321	H	A&M-Corpus Christi	66 45
												329	A	Northwestern St.	67 61
												329	H	Northwestern St.	84 43
												334	H	Ark.-Pine Bluff	61 38
LAST 12 Division I GAMES:															
321	H	A&M-Corpus Christi	66 45	231	H	Texas St.	81 75								
299	A	UTSA	62 50	313	A	Texas-Arlington	53 51								
287	A	Southeastern La.	53 58	329	A	Northwestern St.	67 61								
227	H	Nicholls St.	67 47	92	H	McNeese St.	71 70								
147	H	Sam Houston St.	61 55	287	H	Southeastern La.	71 54								
92	A	McNeese St.	64 53	170	H	Lamar	63 53								

Non-Div I Games: Paul Quinn 92 35 Philander Smith 94 25 Central Baptist 79 48 Ecclesia 90 36
Central Ark.

Loss, Non-Conf, S Site, H Home A Away N Neutral

Average RPI Win:	257	WON-LOST	WINNING	LAST 12	STRENGTH OF	OPP. STRENGTH	TEAM	ADJ.	CONF.	ADJ CONF.
Average RPI Loss:	118	RECORD	PCT. RANK	GAMES	SCHEDULE	OF SCHEDULE	RPI	RPI	RPI	RPI
DIV. I ONLY	13- 16	199	5- 7	225	155	213	213	15	15	
DIV. I NON-CONF.	6- 5	139	0- 0	274	99	181	181	21	21	
TOTALS	RPI 1-25	RPI 26-50	W-L RECORDS	RPI 51-100	RPI 101-150	RPI 150+				
13- 16	0- 0	0- 1	OVERALL	0- 6	0- 4	13- 5				
8- 6	0- 0	0- 0	HOME	0- 2	0- 1	8- 3				
5- 9	0- 0	0- 1	AWAY	0- 3	0- 2	5- 2				
0- 1	0- 0	0- 0	NEUTRAL	0- 0	0- 1	0- 0				
6- 5	0- 0	0- 1	NON-CONFERENCE	0- 2	0- 1	6- 1				
5- 0	0- 0	0- 0	HOME	0- 0	0- 0	5- 0				
1- 4	0- 0	0- 1	AWAY	0- 2	0- 0	1- 1				
0- 1	0- 0	0- 0	NEUTRAL	0- 0	0- 1	0- 0				
7- 11	0- 0	0- 0	CONFERENCE	0- 4	0- 3	7- 4				
3- 6	0- 0	0- 0	HOME	0- 2	0- 1	3- 3				
4- 5	0- 0	0- 0	AWAY	0- 2	0- 2	4- 1				
0- 0	0- 0	0- 0	NEUTRAL	0- 0	0- 0	0- 0				

RPI 1-25			RPI 26-50			RPI 51-100			RPI 101+			Team's RPI: 213			
RPI	S	Opponent	Score	RPI	S	Opponent	Score	RPI	S	Opponent	Score	RPI	S	Opponent	Score
				33	A	James Madison	64 71	57	A	Hofstra	60 67	110	A	LIU Brooklyn	43 57
								68	A	Sacred Heart	57 63	119	N	Auburn	40 49
								68	H	Sacred Heart	40 53	142	A	Robert Morris	48 75
								75	A	Quinnipiac	49 58	142	H	Robert Morris	72 86
								75	H	Quinnipiac	59 64	154	A	Saint Francis (PA)	83 86
								100	A	Hartford	56 65	154	H	Saint Francis (PA)	47 57
												156	H	Monmouth	56 59
												166	H	Holy Cross	63 54
												185	H	New Hampshire	83 44
												193	A	Mt. St. Mary's	73 63
												193	H	Mt. St. Mary's	72 68
												203	A	Boston College	49 57
												236	H	Fairleigh Dickinson	51 49
												239	A	Bryant	75 62
												239	H	Bryant	62 68
												242	H	Siena	51 47
												255	A	Massachusetts	58 55
												316	H	Rhode Island	50 45
												317	H	Maine	53 48
												326	A	St. Francis (NY)	67 51
												336	A	Wagner	69 57
												336	H	Wagner	79 66
LAST 12 Division I GAMES:															
				193	H	Mt. St. Mary's	72 68					326	A	St. Francis (NY)	67 51
				336	H	Wagner	79 66					110	A	LIU Brooklyn	43 57
				154	A	Saint Francis (PA)	83 86					156	H	Monmouth	56 59
				142	A	Robert Morris	48 75					236	H	Fairleigh Dickinson	51 49
				75	A	Quinnipiac	49 58					239	A	Bryant	75 62
				75	H	Quinnipiac	59 64					68	A	Sacred Heart	57 63

Non-Div I Games:

Central Conn. St.

■ Loss,
 ■ Non-Conf,
 ■ S Site,
 ■ Home
 ■ A Away
 N Neutral

Central Mich.

Through Games Of Sunday, March 4, 2012

Average RPI Win:	213	WON-LOST	WINNING	LAST 12	STRENGTH OF	OPP. STRENGTH	TEAM	ADJ.	CONF.	ADJ CONF.
Average RPI Loss:	136	RECORD	PCT. RANK	GAMES	SCHEDULE	OF SCHEDULE	RPI	RPI	RPI	RPI
DIV. I ONLY	16- 14	152	6- 6	188	129	162	162	12	12	
DIV. I NON-CONF.	7- 6	152	0- 0	185	121	143	143	13	13	
TOTALS	RPI 1-25	RPI 26-50	W-L RECORDS	RPI 51-100	RPI 101-150	RPI 150+				
16- 14	1- 0	0- 0	OVERALL	1- 7	1- 3	13- 4				
7- 5	1- 0	0- 0	HOME	1- 3	0- 2	5- 0				
6- 7	0- 0	0- 0	AWAY	0- 2	1- 1	5- 4				
3- 2	0- 0	0- 0	NEUTRAL	0- 2	0- 0	3- 0				
7- 6	1- 0	0- 0	NON-CONFERENCE	0- 2	1- 3	5- 1				
1- 2	1- 0	0- 0	HOME	0- 0	0- 2	0- 0				
3- 2	0- 0	0- 0	AWAY	0- 0	1- 1	2- 1				
3- 2	0- 0	0- 0	NEUTRAL	0- 2	0- 0	3- 0				
9- 8	0- 0	0- 0	CONFERENCE	1- 5	0- 0	8- 3				
6- 3	0- 0	0- 0	HOME	1- 3	0- 0	5- 0				
3- 5	0- 0	0- 0	AWAY	0- 2	0- 0	3- 3				
0- 0	0- 0	0- 0	NEUTRAL	0- 0	0- 0	0- 0				

RPI 1-25				RPI 26-50				RPI 51-100				RPI 101+ Team's RPI: 162			
RPI	S	Opponent	Score	RPI	S	Opponent	Score	RPI	S	Opponent	Score	RPI	S	Opponent	Score
16	H	Purdue	75 62					60	H	Bowling Green	72 77	109	A	Wichita St.	58 49
								65	A	Eastern Mich.	60 73	117	H	Northwestern	60 69
								65	H	Eastern Mich.	61 46	142	A	Robert Morris	55 64
								76	A	Toledo	53 58	144	H	Bradley	79 86
								76	H	Toledo	62 80	157	A	Wright St.	65 60
								80	N	Hampton	51 77	188	A	Ole Miss	78 75
								90	H	Miami (OH)	57 79	199	A	Pittsburgh	70 77
								91	N	South Fla.	80 86	202	A	Akron	87 97
												206	A	Northern Ill.	86 67
												206	H	Northern Ill.	73 50
												230	A	Buffalo	66 60
												248	H	Ohio	67 53
												259	N	Col. of Charleston	72 69
												270	A	Ball St.	76 84
												270	H	Ball St.	86 62
												270	H	Ball St.	84 66
												279	N	Longwood	70 59
												290	A	Western Mich.	66 53
												290	H	Western Mich.	93 85
												295	A	Kent St.	64 67
												323	N	Southeast Mo. St.	100 59
LAST 12 Division I GAMES:															
270	H	Ball St.	86 62	230	A	Buffalo	66 60								
65	H	Eastern Mich.	61 46	202	A	Akron	87 97								
290	A	Western Mich.	66 53	90	H	Miami (OH)	57 79								
206	H	Northern Ill.	73 50	60	H	Bowling Green	72 77								
270	A	Ball St.	76 84	248	H	Ohio	67 53								
76	H	Toledo	62 80	295	A	Kent St.	64 67								

Non-Div I Games: Alas. Anchorage 90 84

Central Mich.

■ Loss,
■ Non-Conf,
■ S Site,
■ H Home
■ A Away
N Neutral

Charleston So.

Through Games Of Sunday, March 4, 2012

Average RPI Win:	261	WON-LOST	WINNING	LAST 12	STRENGTH OF	OPP. STRENGTH	TEAM	ADJ.	CONF.	ADJ CONF.
Average RPI Loss:	176	RECORD	PCT. RANK	GAMES	SCHEDULE	OF SCHEDULE	RPI	RPI	RPI	RPI
DIV. I ONLY	13- 12	156	5- 7	306	290	210	210	27	27	
DIV. I NON-CONF.	4- 4	160	0- 0	311	191	206	206	28	28	
TOTALS	RPI 1-25	RPI 26-50	W-L RECORDS	RPI 51-100	RPI 101-150	RPI 150+				
13- 12	0- 0	0- 1	OVERALL	0- 1	0- 2	13- 8				
8- 3	0- 0	0- 0	HOME	0- 1	0- 1	8- 1				
4- 9	0- 0	0- 0	AWAY	0- 0	0- 1	4- 7				
1- 0	0- 0	0- 0	NEUTRAL	0- 0	0- 0	1- 0				
4- 4	0- 0	0- 1	NON-CONFERENCE	0- 1	0- 0	4- 2				
1- 1	0- 0	0- 0	HOME	0- 1	0- 0	1- 0				
2- 3	0- 0	0- 1	AWAY	0- 0	0- 0	2- 2				
1- 0	0- 0	0- 0	NEUTRAL	0- 0	0- 0	1- 0				
9- 8	0- 0	0- 0	CONFERENCE	0- 0	0- 2	9- 6				
7- 2	0- 0	0- 0	HOME	0- 0	0- 1	7- 1				
2- 6	0- 0	0- 0	AWAY	0- 0	0- 1	2- 5				
0- 0	0- 0	0- 0	NEUTRAL	0- 0	0- 0	0- 0				

RPI S	Opponent	Score	RPI S	Opponent	Score	RPI S	Opponent	Score	RPI S	Opponent	Score	Team's RPI: 210
41	A Florida	59 83	82	H UNC Wilmington	70 72	107	A Liberty	69 77	107	H Liberty	64 79	
						155	A High Point	58 84	155	H High Point	77 72	
						177	A Winthrop	75 81	177	H Winthrop	83 78	
						180	A Campbell	56 70	180	H Campbell	58 76	
						198	H Furman	80 78	229	A Radford	66 73	
						229	H Radford	79 69	232	A Western Caro.	65 69	
						247	A Clemson	82 77	249	H Presbyterian	76 67	
						259	A Col. of Charleston	64 45	282	A South Carolina St.	65 68	
						294	A Coastal Caro.	70 55	294	H Coastal Caro.	69 66	
						317	N Maine	78 63	322	A Gardner-Webb	63 53	
						322	H Gardner-Webb	86 66	335	A UNC Asheville	68 75	
						335	H UNC Asheville	88 70				
LAST 12 Division I GAMES:												
177	A Winthrop	75 81	322	H Gardner-Webb	86 66							
294	A Coastal Caro.	70 55	335	H UNC Asheville	88 70							
180	H Campbell	58 76	294	H Coastal Caro.	69 66							
155	H High Point	77 72	155	A High Point	58 84							
229	A Radford	66 73	180	A Campbell	56 70							
107	A Liberty	69 77	107	H Liberty	64 79							

Non-Div I Games: Southern Wesleyan 115 57 Voorhees 67 39 Bluefield Col. 81 43

Charleston So.

Loss, Non-Conf, S Site, H Home A Away N Neutral

Average RPI Win:	196	WON-LOST	WINNING	LAST 12	STRENGTH OF	OPP. STRENGTH	TEAM	ADJ.	CONF.	ADJ CONF.
Average RPI Loss:	90	RECORD	PCT. RANK	GAMES	SCHEDULE	OF SCHEDULE	RPI	RPI	RPI	RPI
DIV. I ONLY	16- 13	139	5- 7	143	94	140	140	9	9	
DIV. I NON-CONF.	8- 6	128	0- 0	104	107	109	109	8	8	
TOTALS	RPI 1-25	RPI 26-50	W-L RECORDS	RPI 51-100	RPI 101-150	RPI 150+				
16- 13	0- 1	1- 4	OVERALL	1- 4	2- 2	12- 2				
10- 3	0- 1	1- 0	HOME	0- 2	1- 0	8- 0				
5- 7	0- 0	0- 3	AWAY	0- 2	1- 0	4- 1				
1- 3	0- 0	0- 1	NEUTRAL	1- 0	0- 1	0- 1				
8- 6	0- 0	0- 2	NON-CONFERENCE	1- 2	1- 2	6- 0				
5- 1	0- 0	0- 0	HOME	0- 1	0- 0	5- 0				
2- 3	0- 0	0- 1	AWAY	0- 1	1- 1	1- 0				
1- 2	0- 0	0- 1	NEUTRAL	1- 0	0- 1	0- 0				
8- 7	0- 1	1- 2	CONFERENCE	0- 2	1- 0	6- 2				
5- 2	0- 1	1- 0	HOME	0- 1	1- 0	3- 0				
3- 4	0- 0	0- 2	AWAY	0- 1	0- 0	3- 1				
0- 1	0- 0	0- 0	NEUTRAL	0- 0	0- 0	0- 1				

RPI S	Opponent	Score	RPI S	Opponent	Score	RPI S	Opponent	Score	RPI S	Opponent	Score	Team's RPI: 140
15	H St. Bonaventure	63 68	27	A Ohio St.	58 88	55	H Saint Joseph's	73 85	106	A VCU	68 58	
			38	A Dayton	68 91	77	A Duquesne	53 81	110	A LIU Brooklyn	72 81	
			41	N Florida	73 82	82	H UNC Wilmington	73 74	119	N Auburn	58 68	
			46	A Temple	55 65	83	N Albany (NY)	61 59	137	H La Salle	77 66	
			49	H Richmond	77 62	99	A Florida St.	62 64	176	H Elon	89 58	
									197	A Fordham	61 41	
									198	H Furman	89 53	
									200	A Xavier	58 54	
									220	A Virginia Tech	71 65	
									223	H Arkansas St.	78 48	
									233	A Saint Louis	69 70	
									233	H Saint Louis	61 52	
									233	N Saint Louis	59 64	
									240	A George Washington	61 60	
									249	H Presbyterian	58 42	
									255	H Massachusetts	80 58	
									261	H N.C. A&T	87 63	
									316	H Rhode Island	72 35	
LAST 12 Division I GAMES:												
233	N	Saint Louis	59	64	316	H	Rhode Island	72	35			
49	H	Richmond	77	62	255	H	Massachusetts	80	58			
233	A	Saint Louis	69	70	46	A	Temple	55	65			
55	H	Saint Joseph's	73	85	197	A	Fordham	61	41			
77	A	Duquesne	53	81	15	H	St. Bonaventure	63	68			
38	A	Dayton	68	91	137	H	La Salle	77	66			

Non-Div I Games:

Charlotte

■ Loss,
 ■ Non-Conf,
 ■ S Site,
 ■ H Home
 ■ A Away
 N Neutral

Chattanooga

Through Games Of Sunday, March 4, 2012

Average RPI Win:	218	WON-LOST	WINNING	LAST 12	STRENGTH OF	OPP. STRENGTH	TEAM	ADJ.	CONF.	ADJ CONF.
Average RPI Loss:	79	RECORD	PCT. RANK	GAMES	SCHEDULE	OF SCHEDULE	RPI	RPI	RPI	RPI
DIV. I ONLY	22- 9	61	9- 3	105	166	59	59	14	14	
DIV. I NON-CONF.	5- 4	134	0- 0	29	24	62	62	20	20	
TOTALS	RPI 1-25	RPI 26-50	W-L RECORDS	RPI 51-100	RPI 101-150	RPI 150+				
22- 9	0- 2	0- 0	OVERALL	2- 4	3- 2	17- 1				
13- 0	0- 0	0- 0	HOME	2- 0	2- 0	9- 0				
8- 6	0- 2	0- 0	AWAY	0- 2	1- 1	7- 1				
1- 3	0- 0	0- 0	NEUTRAL	0- 2	0- 1	1- 0				
5- 4	0- 2	0- 0	NON-CONFERENCE	0- 1	2- 1	3- 0				
3- 0	0- 0	0- 0	HOME	0- 0	1- 0	2- 0				
2- 2	0- 2	0- 0	AWAY	0- 0	1- 0	1- 0				
0- 2	0- 0	0- 0	NEUTRAL	0- 1	0- 1	0- 0				
17- 5	0- 0	0- 0	CONFERENCE	2- 3	1- 1	14- 1				
10- 0	0- 0	0- 0	HOME	2- 0	1- 0	7- 0				
6- 4	0- 0	0- 0	AWAY	0- 2	0- 1	6- 1				
1- 1	0- 0	0- 0	NEUTRAL	0- 1	0- 0	1- 0				

RPI 1-25				RPI 26-50				RPI 51-100 Team's RPI: 59				RPI 101+			
RPI	S	Opponent	Score	RPI	S	Opponent	Score	RPI	S	Opponent	Score	RPI	S	Opponent	Score
1	A	Baylor	31 91					66	A	Appalachian St.	51 62	103	H	UAB	65 59
4	A	Tennessee	47 90					66	H	Appalachian St.	80 71	105	N	Cincinnati	50 51
								66	N	Appalachian St.	52 77	114	A	Samford	48 58
								71	N	Idaho St.	62 65	114	H	Samford	74 68
								85	A	Davidson	52 56	127	A	Indiana St.	75 54
								85	H	Davidson	55 48	176	A	Elon	59 46
												176	H	Elon	80 65
												198	A	Furman	61 75
												198	H	Furman	71 53
												198	N	Furman	60 38
												232	A	Western Caro.	54 40
												232	H	Western Caro.	64 58
												256	H	Belmont	75 42
												259	A	Col. of Charleston	58 44
												259	H	Col. of Charleston	57 31
												260	H	Kennesaw St.	76 39
												269	A	East Tenn. St.	88 80
												281	A	Wofford	51 39
												281	H	Wofford	74 67
												302	A	Ga. Southern	66 60
												302	H	Ga. Southern	67 52
												309	A	UNC Greensboro	63 46
												309	H	UNC Greensboro	63 44
LAST 12 Division I GAMES:															
				66	N	Appalachian St.	52 77	302	H	Ga. Southern	67 52				
				198	N	Furman	60 38	259	H	Col. of Charleston	57 31				
				66	H	Appalachian St.	80 71	198	A	Furman	61 75				
				85	H	Davidson	55 48	281	A	Wofford	51 39				
				114	A	Samford	48 58	176	H	Elon	80 65				
				232	A	Western Caro.	54 40	309	H	UNC Greensboro	63 44				

Non-Div I Games:

Chattanooga

■ Loss,
 ■ Non-Conf, S Site,
 ■ Home
 ■ Away
 N Neutral

Average RPI Win: 320		WON-LOST	WINNING	LAST 12	STRENGTH OF	OPP. STRENGTH	TEAM	ADJ.	CONF.	ADJ CONF.
Average RPI Loss: 196		RECORD	PCT. RANK	GAMES	SCHEDULE	OF SCHEDULE	RPI	RPI	RPI	RPI
DIV. I ONLY		5- 22	316	4- 7	286	336	331	331	33	33
DIV. I NON-CONF.		1- 16	336	0- 1	159	250	322	322	33	33
TOTALS	RPI 1-25		RPI 26-50		W-L RECORDS	RPI 51-100	RPI 101-150		RPI 150+	
5- 22	0- 1		0- 0		OVERALL	0- 2	0- 4		5- 15	
4- 9	0- 0		0- 0		HOME	0- 1	0- 3		4- 5	
1- 11	0- 1		0- 0		AWAY	0- 1	0- 1		1- 8	
0- 2	0- 0		0- 0		NEUTRAL	0- 0	0- 0		0- 2	
1- 16	0- 1		0- 0		NON-CONFERENCE	0- 2	0- 4		1- 9	
1- 7	0- 0		0- 0		HOME	0- 1	0- 3		1- 3	
0- 7	0- 1		0- 0		AWAY	0- 1	0- 1		0- 4	
0- 2	0- 0		0- 0		NEUTRAL	0- 0	0- 0		0- 2	
4- 6	0- 0		0- 0		CONFERENCE	0- 0	0- 0		4- 6	
3- 2	0- 0		0- 0		HOME	0- 0	0- 0		3- 2	
1- 4	0- 0		0- 0		AWAY	0- 0	0- 0		1- 4	
0- 0	0- 0		0- 0		NEUTRAL	0- 0	0- 0		0- 0	

[illegible]

Non-Div I Games:	Ind.-Northwest	77	78	Trinity Int'l	85	54
------------------	----------------	----	----	---------------	----	----

Chicago St.

Loss, Non-Conf, S Site, H Home A Away N Neutral

Average RPI Win:	170	WON-LOST	WINNING	LAST 12	STRENGTH OF	OPP. STRENGTH	TEAM	ADJ.	CONF.	ADJ CONF.
Average RPI Loss:	61	RECORD	PCT. RANK	GAMES	SCHEDULE	OF SCHEDULE	RPI	RPI	RPI	RPI
DIV. I ONLY	15- 14	159	6- 6	81	31	105	105	3	3	
DIV. I NON-CONF.	9- 3	61	0- 0	228	141	83	83	2	2	
TOTALS	RPI 1-25	RPI 26-50	W-L RECORDS	RPI 51-100	RPI 101-150	RPI 150+				
15- 14	0- 6	1- 3	OVERALL	3- 2	3- 1	8- 2				
7- 6	0- 3	1- 2	HOME	0- 1	1- 0	5- 0				
5- 7	0- 3	0- 1	AWAY	1- 1	2- 0	2- 2				
3- 1	0- 0	0- 0	NEUTRAL	2- 0	0- 1	1- 0				
9- 3	0- 0	1- 0	NON-CONFERENCE	2- 1	0- 0	6- 2				
5- 0	0- 0	1- 0	HOME	0- 0	0- 0	4- 0				
1- 3	0- 0	0- 0	AWAY	0- 1	0- 0	1- 2				
3- 0	0- 0	0- 0	NEUTRAL	2- 0	0- 0	1- 0				
6- 11	0- 6	0- 3	CONFERENCE	1- 1	3- 1	2- 0				
2- 6	0- 3	0- 2	HOME	0- 1	1- 0	1- 0				
4- 4	0- 3	0- 1	AWAY	1- 0	2- 0	1- 0				
0- 1	0- 0	0- 0	NEUTRAL	0- 0	0- 1	0- 0				

RPI 1-25				RPI 26-50				RPI 51-100				RPI 101+ Team's RPI: 105			
RPI	S	Opponent	Score	RPI	S	Opponent	Score	RPI	S	Opponent	Score	RPI	S	Opponent	Score
3	H	Notre Dame	50 76	29	H	Georgetown	54 65	59	N	Chattanooga	51 50	125	A	Providence	60 56
5	A	Connecticut	37 80	36	H	West Virginia	62 66	64	N	South Dakota St.	55 22	128	A	Marquette	64 52
11	H	St. John's (NY)	34 51	38	H	Dayton	75 64	90	A	Miami (OH)	69 74	128	H	Marquette	60 46
13	A	Rutgers	47 58	39	A	Villanova	53 62	91	H	South Fla.	55 58	128	N	Marquette	51 54
18	A	DePaul	51 73					97	A	Syracuse	55 54	155	N	High Point	62 40
23	H	Louisville	59 64									168	A	Marshall	47 55
												179	A	Seton Hall	54 48
												199	H	Pittsburgh	62 57
												200	A	Xavier	60 69
												220	A	Virginia Tech	66 55
												279	H	Longwood	70 54
												283	H	IPFW	74 42
												296	H	Morgan St.	64 60
												307	H	Evansville	64 34
LAST 12 Division I GAMES:															
128	N	Marquette	51 54	125	A	Providence	60 56								
18	A	DePaul	51 73	29	H	Georgetown	54 65								
36	H	West Virginia	62 66	128	A	Marquette	64 52								
128	H	Marquette	60 46	97	A	Syracuse	55 54								
179	A	Seton Hall	54 48	39	A	Villanova	53 62								
199	H	Pittsburgh	62 57	11	H	St. John's (NY)	34 51								

Non-Div I Games: Indianapolis 43 50

Cincinnati

Loss, Non-Conf, S Site, H Home A Away N Neutral

Average RPI Win:	203	WON-LOST	WINNING	LAST 12	STRENGTH OF	OPP. STRENGTH	TEAM	ADJ.	CONF.	ADJ CONF.
Average RPI Loss:	100	RECORD	PCT. RANK	GAMES	SCHEDULE	OF SCHEDULE	RPI	RPI	RPI	RPI
DIV. I ONLY	6- 22	306	1- 11	93	75	247	247	6	6	
DIV. I NON-CONF.	4- 7	229	0- 0	242	246	276	276	6	6	
TOTALS	RPI 1-25	RPI 26-50	W-L RECORDS	RPI 51-100	RPI 101-150	RPI 150+				
6- 22	0- 5	0- 1	OVERALL	2- 8	0- 3	4- 5				
3- 12	0- 3	0- 1	HOME	1- 4	0- 2	2- 2				
3- 9	0- 2	0- 0	AWAY	1- 3	0- 1	2- 3				
0- 1	0- 0	0- 0	NEUTRAL	0- 1	0- 0	0- 0				
4- 7	0- 0	0- 1	NON-CONFERENCE	1- 0	0- 3	3- 3				
3- 4	0- 0	0- 1	HOME	1- 0	0- 2	2- 1				
1- 3	0- 0	0- 0	AWAY	0- 0	0- 1	1- 2				
0- 0	0- 0	0- 0	NEUTRAL	0- 0	0- 0	0- 0				
2- 15	0- 5	0- 0	CONFERENCE	1- 8	0- 0	1- 2				
0- 8	0- 3	0- 0	HOME	0- 4	0- 0	0- 1				
2- 6	0- 2	0- 0	AWAY	1- 3	0- 0	1- 1				
0- 1	0- 0	0- 0	NEUTRAL	0- 1	0- 0	0- 0				

RPI 1-25				RPI 26-50				RPI 51-100				RPI 101+ Team's RPI: 247			
RPI	S	Opponent	Score	RPI	S	Opponent	Score	RPI	S	Opponent	Score	RPI	S	Opponent	Score
6	H	Maryland	61 91	34	H	South Carolina	48 65	51	A	Virginia	36 68	103	H	UAB	36 51
10	H	Duke	37 81					51	H	Virginia	47 54	112	H	Illinois	50 61
12	A	Miami (FL)	47 68					85	H	Davidson	72 62	125	A	Providence	63 73
14	A	Georgia Tech	50 62					86	A	Wake Forest	65 94	198	A	Furman	68 67
14	H	Georgia Tech	54 63					86	H	Wake Forest	51 63	203	A	Boston College	53 56
								88	H	North Carolina St.	46 62	210	H	Charleston So.	77 82
								89	A	North Carolina	52 47	220	A	Virginia Tech	55 51
								89	N	North Carolina	51 90	220	H	Virginia Tech	33 55
								99	A	Florida St.	47 59	235	A	Oakland	51 63
								99	H	Florida St.	52 74	261	A	N.C. A&T	66 76
												282	H	South Carolina St.	83 38
												341	H	N.C. Central	68 48
LAST 12 Division I GAMES:															
		89 N North Carolina	51 90			6 H Maryland	61 91								
		14 A Georgia Tech	50 62			12 A Miami (FL)	47 68								
		99 H Florida St.	52 74			220 A Virginia Tech	55 51								
		86 H Wake Forest	51 63			14 H Georgia Tech	54 63								
		203 A Boston College	53 56			10 H Duke	37 81								
		51 A Virginia	36 68			86 A Wake Forest	65 94								

Non-Div I Games:

Clemson

■ Loss,
 ■ Non-Conf,
 ■ S Site,
 ■ H Home
 ■ A Away
 N Neutral

Average RPI Win:	251	WON-LOST	WINNING	LAST 12	STRENGTH OF	OPP. STRENGTH	TEAM	ADJ.	CONF.	ADJ CONF.
Average RPI Loss:	162	RECORD	PCT. RANK	GAMES	SCHEDULE	OF SCHEDULE	RPI	RPI	RPI	RPI
DIV. I ONLY	10- 18	255	3- 9	249	204	265	265	13	13	
DIV. I NON-CONF.	4- 6	212	0- 0	313	248	295	295	17	17	
TOTALS	RPI 1-25	RPI 26-50	W-L RECORDS	RPI 51-100	RPI 101-150	RPI 150+				
10- 18	0- 2	0- 0	OVERALL	0- 1	0- 3	10- 12				
5- 9	0- 1	0- 0	HOME	0- 0	0- 2	5- 6				
4- 9	0- 1	0- 0	AWAY	0- 1	0- 1	4- 6				
1- 0	0- 0	0- 0	NEUTRAL	0- 0	0- 0	1- 0				
4- 6	0- 0	0- 0	NON-CONFERENCE	0- 1	0- 1	4- 4				
2- 3	0- 0	0- 0	HOME	0- 0	0- 1	2- 2				
1- 3	0- 0	0- 0	AWAY	0- 1	0- 0	1- 2				
1- 0	0- 0	0- 0	NEUTRAL	0- 0	0- 0	1- 0				
6- 12	0- 2	0- 0	CONFERENCE	0- 0	0- 2	6- 8				
3- 6	0- 1	0- 0	HOME	0- 0	0- 1	3- 4				
3- 6	0- 1	0- 0	AWAY	0- 0	0- 1	3- 4				
0- 0	0- 0	0- 0	NEUTRAL	0- 0	0- 0	0- 0				

RPI 1-25				RPI 26-50				RPI 51-100				RPI 101+ Team's RPI: 265			
RPI	S	Opponent	Score	RPI	S	Opponent	Score	RPI	S	Opponent	Score	RPI	S	Opponent	Score
25	A	Green Bay	58 80					76	A	Toledo	42 81	108	A	Detroit	55 65
25	H	Green Bay	59 90									108	H	Detroit	43 50
												112	H	Illinois	42 72
												157	A	Wright St.	73 100
												157	H	Wright St.	54 64
												161	A	Ill.-Chicago	50 72
												161	H	Ill.-Chicago	83 80
												188	A	Ole Miss	63 74
												197	A	Fordham	43 52
												201	A	Butler	43 67
												201	H	Butler	62 68
												202	H	Akron	74 84
												217	A	Loyola Chicago	67 65
												217	H	Loyola Chicago	67 85
												238	A	Milwaukee	68 58
												238	H	Milwaukee	70 68
												246	A	Youngstown St.	48 70
												246	H	Youngstown St.	79 69
												248	H	Ohio	66 56
												257	H	Cornell	59 79
												276	A	Valparaiso	49 45
												276	H	Valparaiso	48 66
												290	A	Western Mich.	72 66
												292	N	Murray St.	68 61
												301	H	Tennessee St.	74 56
LAST 12 Division I GAMES:															
246	H	Youngstown St.	79 69	217	A	Loyola Chicago	67 65								
157	A	Wright St.	73 100	276	H	Valparaiso	48 66								
108	A	Detroit	55 65	201	H	Butler	62 68								
238	H	Milwaukee	70 68	108	H	Detroit	43 50								
25	H	Green Bay	59 90	157	H	Wright St.	54 64								
161	A	Ill.-Chicago	50 72	25	A	Green Bay	58 80								

Non-Div I Games: Lake Erie 62 48

Cleveland St.

■ Loss,
 ■ Non-Conf,
 ■ S Site,
 ■ Home
 ■ A Away
 N Neutral

Average RPI Win: 250		WON-LOST	WINNING	LAST 12	STRENGTH OF	OPP. STRENGTH	TEAM	ADJ.	CONF.	ADJ CONF.
Average RPI Loss: 218		RECORD	PCT. RANK	GAMES	SCHEDULE	OF SCHEDULE	RPI	RPI	RPI	RPI
DIV. I ONLY		9- 13	224	4- 8	322	330	294	294	27	27
DIV. I NON-CONF.		3- 2	117	0- 0	335	340	242	242	28	28
TOTALS	RPI 1-25	RPI 26-50		W-L RECORDS		RPI 51-100	RPI 101-150	RPI 150+		
9- 13	0- 0	0- 0		OVERALL		0- 0	0- 2	9- 11		
8- 3	0- 0	0- 0		HOME		0- 0	0- 1	8- 2		
1- 9	0- 0	0- 0		AWAY		0- 0	0- 1	1- 8		
0- 1	0- 0	0- 0		NEUTRAL		0- 0	0- 0	0- 1		
3- 2	0- 0	0- 0		NON-CONFERENCE		0- 0	0- 0	3- 2		
2- 0	0- 0	0- 0		HOME		0- 0	0- 0	2- 0		
1- 1	0- 0	0- 0		AWAY		0- 0	0- 0	1- 1		
0- 1	0- 0	0- 0		NEUTRAL		0- 0	0- 0	0- 1		
6- 11	0- 0	0- 0		CONFERENCE		0- 0	0- 2	6- 9		
6- 3	0- 0	0- 0		HOME		0- 0	0- 1	6- 2		
0- 8	0- 0	0- 0		AWAY		0- 0	0- 1	0- 7		
0- 0	0- 0	0- 0		NEUTRAL		0- 0	0- 0	0- 0		

RPI 1-25				RPI 26-50				RPI 51-100				RPI 101+				Team's RPI: 294	
RPI	S	Opponent	Score	RPI	S	Opponent	Score	RPI	S	Opponent	Score	RPI	S	Opponent	Score		
												107	A	Liberty	54	66	
												107	H	Liberty	45	82	
												155	A	High Point	65	80	
												155	H	High Point	59	58	
												177	H	Winthrop	58	54	
												180	A	Campbell	55	58	
												180	H	Campbell	38	47	
												210	A	Charleston So.	66	69	
												210	H	Charleston So.	55	70	
												229	A	Radford	43	55	
												229	H	Radford	58	56	
												232	A	Western Caro.	66	56	
												249	A	Presbyterian	52	56	
												249	H	Presbyterian	52	49	
												259	H	Col. of Charleston	59	36	
												272	A	North Florida	37	67	
												282	N	South Carolina St.	59	61	
												291	H	S.C. Upstate	61	56	
												322	A	Gardner-Webb	63	73	
												322	H	Gardner-Webb	54	40	
												335	A	UNC Asheville	60	69	
												335	H	UNC Asheville	74	58	
LAST 12 Division I GAMES:																	
				249	A	Presbyterian	52	56	335	H	UNC Asheville	74	58				
				210	H	Charleston So.	55	70	322	H	Gardner-Webb	54	40				
				155	H	High Point	59	58	210	A	Charleston So.	66	69				
				180	H	Campbell	38	47	180	A	Campbell	55	58				
				107	A	Liberty	54	66	155	A	High Point	65	80				
				229	A	Radford	43	55	229	H	Radford	58	56				

[illegible]

■ Loss, ■ Non-Conf, S Site, H Home A Away N Neutral

Average RPI Win:	261	WON-LOST	WINNING	LAST 12	STRENGTH OF	OPP. STRENGTH	TEAM	ADJ.	CONF.	ADJ CONF.
Average RPI Loss:	142	RECORD	PCT. RANK	GAMES	SCHEDULE	OF SCHEDULE	RPI	RPI	RPI	RPI
DIV. I ONLY	7- 22	298	4- 8	119	190	259	259	14	14	
DIV. I NON-CONF.	1- 7	318	0- 0	32	49	247	247	20	20	
TOTALS	RPI 1-25	RPI 26-50	W-L RECORDS	RPI 51-100	RPI 101-150	RPI 150+				
7- 22	0- 2	0- 1	OVERALL	0- 7	0- 2	7- 10				
3- 10	0- 1	0- 0	HOME	0- 3	0- 1	3- 5				
4- 10	0- 1	0- 1	AWAY	0- 4	0- 1	4- 3				
0- 2	0- 0	0- 0	NEUTRAL	0- 0	0- 0	0- 2				
1- 7	0- 2	0- 1	NON-CONFERENCE	0- 1	0- 0	1- 3				
1- 2	0- 1	0- 0	HOME	0- 0	0- 0	1- 1				
0- 4	0- 1	0- 1	AWAY	0- 1	0- 0	0- 1				
0- 1	0- 0	0- 0	NEUTRAL	0- 0	0- 0	0- 1				
6- 15	0- 0	0- 0	CONFERENCE	0- 6	0- 2	6- 7				
2- 8	0- 0	0- 0	HOME	0- 3	0- 1	2- 4				
4- 6	0- 0	0- 0	AWAY	0- 3	0- 1	4- 2				
0- 1	0- 0	0- 0	NEUTRAL	0- 0	0- 0	0- 1				

RPI 1-25				RPI 26-50				RPI 51-100				RPI 101+ Team's RPI: 259			
RPI	S	Opponent	Score	RPI	S	Opponent	Score	RPI	S	Opponent	Score	RPI	S	Opponent	Score
5	H	Connecticut	24 72	34	A	South Carolina	40 59	59	A	Chattanooga	31 57	114	A	Samford	56 70
24	A	Georgia	48 73					59	H	Chattanooga	44 58	114	H	Samford	54 60
								66	A	Appalachian St.	52 71	162	N	Central Mich.	69 72
								66	H	Appalachian St.	41 50	176	A	Elon	46 51
								81	A	Tulane	42 57	176	H	Elon	50 63
								85	A	Davidson	39 56	198	A	Furman	68 61
								85	H	Davidson	23 46	198	H	Furman	51 60
												210	H	Charleston So.	45 64
												224	H	East Carolina	58 43
												232	A	Western Caro.	45 59
												232	H	Western Caro.	54 39
												281	A	Wofford	56 55
												281	H	Wofford	49 44
												281	N	Wofford	53 64
												294	A	Coastal Caro.	36 59
												302	A	Ga. Southern	47 44
												302	H	Ga. Southern	34 35
												309	A	UNC Greensboro	52 42
												309	H	UNC Greensboro	54 60
LAST 12 Division I GAMES:															
				281	N	Wofford	53 64	66	H	Appalachian St.	41 50				
				198	A	Furman	68 61	85	H	Davidson	23 46				
				176	H	Elon	50 63	232	A	Western Caro.	45 59				
				309	H	UNC Greensboro	54 60	302	A	Ga. Southern	47 44				
				114	A	Samford	56 70	232	H	Western Caro.	54 39				
				59	A	Chattanooga	31 57	281	A	Wofford	56 55				

Non-Div I Games: Wingate

60 69

Col. of Charleston

■ Loss,
 ■ Non-Conf,
 ■ S Site,
 ■ H Home
 ■ A Away
 N Neutral

Average RPI Win: 259	WON-LOST	WINNING	LAST 12	STRENGTH OF	OPP. STRENGTH	TEAM	ADJ.	CONF.	ADJ CONF.
Average RPI Loss: 189	RECORD	PCT. RANK	GAMES	SCHEDULE	OF SCHEDULE	RPI	RPI	RPI	RPI
DIV. I ONLY	8- 22	291	4- 8	227	309	306	306	29	29
DIV. I NON-CONF.	3- 12	293	0- 0	225	280	308	308	29	29
TOTALS	RPI 1-25	RPI 26-50	W-L RECORDS	RPI 51-100	RPI 101-150	RPI 150+			
8- 22	0- 1	0- 0	OVERALL	0- 4	0- 2	8- 15			
7- 6	0- 1	0- 0	HOME	0- 1	0- 1	7- 3			
1- 14	0- 0	0- 0	AWAY	0- 2	0- 1	1- 11			
0- 2	0- 0	0- 0	NEUTRAL	0- 1	0- 0	0- 1			
3- 12	0- 1	0- 0	NON-CONFERENCE	0- 4	0- 0	3- 7			
2- 4	0- 1	0- 0	HOME	0- 1	0- 0	2- 2			
1- 6	0- 0	0- 0	AWAY	0- 2	0- 0	1- 4			
0- 2	0- 0	0- 0	NEUTRAL	0- 1	0- 0	0- 1			
5- 10	0- 0	0- 0	CONFERENCE	0- 0	0- 2	5- 8			
5- 2	0- 0	0- 0	HOME	0- 0	0- 1	5- 1			
0- 8	0- 0	0- 0	AWAY	0- 0	0- 1	0- 7			
0- 0	0- 0	0- 0	NEUTRAL	0- 0	0- 0	0- 0			

RPI 1-25				RPI 26-50				RPI 51-100				RPI 101+ Team's RPI: 306			
RPI	S	Opponent	Score	RPI	S	Opponent	Score	RPI	S	Opponent	Score	RPI	S	Opponent	Score
15	H	St. Bonaventure	49 68					56	N	UCLA	48 68	122	A	American	47 70
								68	H	Sacred Heart	51 78	122	H	American	43 56
								74	A	San Diego	73 75	163	A	Cal St. Northridge	60 71
								97	A	Syracuse	32 83	166	A	Holy Cross	72 74
												166	H	Holy Cross	74 69
												182	A	Lehigh	82 85
												182	H	Lehigh	77 71
												206	A	Navy	52 61
												206	A	Navy	54 66
												206	H	Navy	62 60
												215	H	Niagara	60 61
												228	H	Iona	75 50
												239	H	Bryant	74 76
												245	A	Canisius	42 63
												257	A	Cornell	56 59
												262	A	Army	47 62
												262	H	Army	54 61
												275	A	Vermont	49 61
												288	N	Dartmouth	50 56
												300	A	Lafayette	58 66
												300	H	Lafayette	69 60
												324	A	NJIT	54 44
												330	A	Bucknell	45 67
												330	H	Bucknell	73 66
												336	H	Wagner	71 59
LAST 12 Division I GAMES:															
206	A	Navy	54 66	330	A	Bucknell	45 67								
166	A	Holy Cross	72 74	122	A	American	47 70								
300	H	Lafayette	69 60	166	H	Holy Cross	74 69								
206	H	Navy	62 60	300	A	Lafayette	58 66								
262	A	Army	47 62	206	A	Navy	52 61								
182	H	Lehigh	77 71	262	H	Army	54 61								

Non-Div I Games:

Colgate

■ Loss,
 ■ Non-Conf, S Site,
 ■ Home
 ■ Away
 N Neutral

Colorado

Through Games Of Sunday, March 4, 2012

Average RPI Win:	191	WON-LOST	WINNING	LAST 12	STRENGTH OF	OPP. STRENGTH	TEAM	ADJ.	CONF.	ADJ CONF.
Average RPI Loss:	64	RECORD	PCT. RANK	GAMES	SCHEDULE	OF SCHEDULE	RPI	RPI	RPI	RPI
DIV. I ONLY	17- 12	124	4- 8	137	66	118	118	4	4	
DIV. I NON-CONF.	11- 0	1	0- 0	337	198	91	91	5	5	
TOTALS	RPI 1-25	RPI 26-50	W-L RECORDS	RPI 51-100	RPI 101-150	RPI 150+				
17- 12	0- 2	1- 2	OVERALL	2- 5	3- 3	11- 0				
10- 6	0- 1	1- 1	HOME	1- 2	1- 2	7- 0				
5- 6	0- 1	0- 1	AWAY	0- 3	2- 1	3- 0				
2- 0	0- 0	0- 0	NEUTRAL	1- 0	0- 0	1- 0				
11- 0	0- 0	0- 0	NON-CONFERENCE	1- 0	1- 0	9- 0				
7- 0	0- 0	0- 0	HOME	0- 0	1- 0	6- 0				
2- 0	0- 0	0- 0	AWAY	0- 0	0- 0	2- 0				
2- 0	0- 0	0- 0	NEUTRAL	1- 0	0- 0	1- 0				
6- 12	0- 2	1- 2	CONFERENCE	1- 5	2- 3	2- 0				
3- 6	0- 1	1- 1	HOME	1- 2	0- 2	1- 0				
3- 6	0- 1	0- 1	AWAY	0- 3	2- 1	1- 0				
0- 0	0- 0	0- 0	NEUTRAL	0- 0	0- 0	0- 0				

RPI	S	Opponent	Score	RPI	S	Opponent	Score	RPI	S	Opponent	Score	RPI	S	Opponent	Score	Team's RPI: 118
2	A	Stanford	46 68	30	H	Southern California	69 67	56	H	UCLA	54 62	102	A	Utah	58 52	
2	H	Stanford	54 80	31	A	California	43 64	67	A	Arizona St.	43 64	102	H	Utah	56 61	
				31	H	California	55 68	67	H	Arizona St.	47 60	123	A	Oregon	62 67	
								70	A	Oregon St.	45 65	123	H	Oregon	62 64	
								70	H	Oregon St.	67 57	126	A	Washington St.	57 56	
								84	N	Creighton	52 49	131	H	Denver	71 36	
								98	A	Washington	67 75	164	A	Arizona	56 54	
												164	H	Arizona	69 59	
												167	H	Wisconsin	58 48	
												174	A	Colorado St.	72 53	
												268	N	Tex.-Pan American	67 49	
												274	H	Idaho	68 59	
												276	H	Valparaiso	60 32	
												278	H	San Francisco	84 66	
												293	H	Northern Ariz.	84 60	
												321	A	A&M-Corpus Christi	71 58	
												333	H	Weber St.	77 59	
LAST 12 Division I GAMES:																
70	H	Oregon St.	67 57	164	H	Arizona	69 59									
123	H	Oregon	62 64	123	A	Oregon	62 67									
31	A	California	43 64	70	A	Oregon St.	45 65									
2	A	Stanford	46 68	56	H	UCLA	54 62									
102	H	Utah	56 61	30	H	Southern California	69 67									
67	H	Arizona St.	47 60	164	A	Arizona	56 54									

Non-Div I Games:

Colorado

Loss, Non-Conf, S Site, H Home A Away N Neutral

Average RPI Win:	223	WON-LOST	WINNING	LAST 12	STRENGTH OF	OPP. STRENGTH	TEAM	ADJ.	CONF.	ADJ CONF.
Average RPI Loss:	138	RECORD	PCT. RANK	GAMES	SCHEDULE	OF SCHEDULE	RPI	RPI	RPI	RPI
DIV. I ONLY	12- 16	212	8- 4	101	225	174	174	23	23	
DIV. I NON-CONF.	3- 11	290	0- 0	62	167	233	233	23	23	
TOTALS	RPI 1-25	RPI 26-50	W-L RECORDS	RPI 51-100	RPI 101-150	RPI 150+				
12- 16	0- 0	0- 0	OVERALL	1- 5	1- 7	10- 4				
9- 3	0- 0	0- 0	HOME	1- 2	1- 1	7- 0				
3- 11	0- 0	0- 0	AWAY	0- 2	0- 6	3- 3				
0- 2	0- 0	0- 0	NEUTRAL	0- 1	0- 0	0- 1				
3- 11	0- 0	0- 0	NON-CONFERENCE	0- 4	0- 6	3- 1				
2- 3	0- 0	0- 0	HOME	0- 2	0- 1	2- 0				
1- 6	0- 0	0- 0	AWAY	0- 1	0- 5	1- 0				
0- 2	0- 0	0- 0	NEUTRAL	0- 1	0- 0	0- 1				
9- 5	0- 0	0- 0	CONFERENCE	1- 1	1- 1	7- 3				
7- 0	0- 0	0- 0	HOME	1- 0	1- 0	5- 0				
2- 5	0- 0	0- 0	AWAY	0- 1	0- 1	2- 3				
0- 0	0- 0	0- 0	NEUTRAL	0- 0	0- 0	0- 0				

RPI 1-25			RPI 26-50			RPI 51-100			RPI 101+			Team's RPI: 174
RPI	S	Opponent	Score	RPI	S	Opponent	Score	RPI	S	Opponent	Score	Score
						60 H Bowling Green	57 70	104 A UNLV			48 53	
						62 N Michigan St.	45 72	104 H UNLV			74 62	
						67 H Arizona St.	52 56	118 H Colorado			53 72	
						76 A Toledo	51 58	130 A Northern Colo.			60 66	
						95 A San Diego St.	57 66	131 A Denver			61 64	
						95 H San Diego St.	68 65	138 A Seattle			43 61	
								145 A Montana St.			69 87	
								146 A UNI			50 61	
								160 H Tulsa			87 68	
								175 A TCU			71 79	
								175 H TCU			61 59	
								211 H North Dakota			58 52	
								214 N Indiana			39 47	
								237 A Wyoming			62 66	
								237 H Wyoming			62 58	
								241 A Boise St.			60 52	
								241 H Boise St.			67 58	
								289 A CSU Bakersfield			65 63	
								305 A New Mexico			45 53	
								305 H New Mexico			61 54	
								311 A Air Force			77 39	
								311 H Air Force			73 39	
LAST 12 Division I GAMES:												
104 A		UNLV	48 53	311 A		Air Force	77 39					
95 H		San Diego St.	68 65	104 H		UNLV	74 62					
305 A		New Mexico	45 53	95 A		San Diego St.	57 66					
237 A		Wyoming	62 66	305 H		New Mexico	61 54					
241 H		Boise St.	67 58	237 H		Wyoming	62 58					
175 H		TCU	61 59	241 A		Boise St.	60 52					

Non-Div I Games: Maryville (MO) 73 35

Colorado St.

Average RPI Win: 217	WON-LOST	WINNING	LAST 12	STRENGTH OF	OPP. STRENGTH	TEAM	ADJ.	CONF.	ADJ CONF.
Average RPI Loss: 199	RECORD	PCT. RANK	GAMES	SCHEDULE	OF SCHEDULE	RPI	RPI	RPI	RPI
DIV. I ONLY	3- 24	333	1- 11	261	279	338	338	20	20
DIV. I NON-CONF.	2- 12	313	0- 0	295	333	337	337	18	18
TOTALS	RPI 1-25	RPI 26-50	W-L RECORDS	RPI 51-100	RPI 101-150	RPI 150+			
3- 24	0- 0	0- 2	OVERALL	0- 3	0- 3	3- 16			
3- 11	0- 0	0- 1	HOME	0- 1	0- 1	3- 8			
0- 13	0- 0	0- 1	AWAY	0- 2	0- 2	0- 8			
0- 0	0- 0	0- 0	NEUTRAL	0- 0	0- 0	0- 0			
2- 12	0- 0	0- 0	NON-CONFERENCE	0- 3	0- 1	2- 8			
2- 5	0- 0	0- 0	HOME	0- 1	0- 0	2- 4			
0- 7	0- 0	0- 0	AWAY	0- 2	0- 1	0- 4			
0- 0	0- 0	0- 0	NEUTRAL	0- 0	0- 0	0- 0			
1- 12	0- 0	0- 2	CONFERENCE	0- 0	0- 2	1- 8			
1- 6	0- 0	0- 1	HOME	0- 0	0- 1	1- 4			
0- 6	0- 0	0- 1	AWAY	0- 0	0- 1	0- 4			
0- 0	0- 0	0- 0	NEUTRAL	0- 0	0- 0	0- 0			

RPI S	Opponent	Score	RPI S	Opponent	Score	RPI S	Opponent	Score	RPI S	Opponent	Score	Team's RPI: 338
26	A Princeton	35 94	26	H Princeton	46 86	68	A Sacred Heart	42 60	110	A LIU Brooklyn	50 58	
						74	H San Diego	32 54	132	A Harvard	64 88	
						94	A Fairfield	44 54	132	H Harvard	56 68	
									151	A Yale	59 73	
									151	H Yale	56 52	
									209	A Penn	50 75	
									209	H Penn	41 61	
									221	A Brown	63 72	
									221	H Brown	63 75	
									236	A Fairleigh Dickinson	51 71	
									239	H Bryant	77 74	
									250	H Hawaii	55 66	
									257	H Cornell	44 54	
									258	H Long Beach St.	61 70	
									262	H Army	63 58	
									275	H Vermont	52 63	
									288	A Dartmouth	52 87	
									288	H Dartmouth	44 59	
									296	H Morgan St.	66 70	
									300	A Lafayette	45 53	
									326	A St. Francis (NY)	44 48	
									336	A Wagner	54 66	
LAST 12 Division I GAMES:												
288	A Dartmouth	52 87	151	A Yale	59 73							
132	A Harvard	64 88	221	A Brown	63 72							
221	H Brown	63 75	132	H Harvard	56 68							
151	H Yale	56 52	288	H Dartmouth	44 59							
209	H Penn	41 61	209	A Penn	50 75							
26	H Princeton	46 86	257	H Cornell	44 54							

Non-Div I Games:

Columbia

■ Loss,
 ■ Non-Conf, S Site,
 ■ Home
 ■ Away
 N Neutral

Connecticut

Through Games Of Sunday, March 4, 2012

COMBINED				THROUGH GAMES OF SUNDAY, MARCH 17, 1912						
Average RPI Win:	92	WON-LOST	WINNING	LAST 12	STRENGTH OF	OPP. STRENGTH	TEAM	ADJ.	CONF.	ADJ CONF.
Average RPI Loss:	5	RECORD	PCT. RANK	GAMES	SCHEDULE	OF SCHEDULE	RPI	RPI	RPI	RPI
DIV. I ONLY	27- 4	10	10- 2	4	12	5	5	3	3	
DIV. I NON-CONF.	13- 1	7	2- 0	5	13	2	2	2	2	

TOTALS	RPI 1-25	RPI 26-50		W-L RECORDS		RPI 51-100	RPI 101-150	RPI 150+		
27- 4	8- 4	4- 0		OVERALL		5- 0	4- 0	6- 0		
17- 2	4- 2	3- 0		HOME		4- 0	3- 0	3- 0		
10- 2	4- 2	1- 0		AWAY		1- 0	1- 0	3- 0		
0- 0	0- 0	0- 0		NEUTRAL		0- 0	0- 0	0- 0		
13- 1	4- 1	1- 0		NON-CONFERENCE		3- 0	1- 0	4- 0		
10- 0	2- 0	1- 0		HOME		3- 0	1- 0	3- 0		
3- 1	2- 1	0- 0		AWAY		0- 0	0- 0	1- 0		
0- 0	0- 0	0- 0		NEUTRAL		0- 0	0- 0	0- 0		
14- 3	4- 3	3- 0		CONFERENCE		2- 0	3- 0	2- 0		
7- 2	2- 2	2- 0		HOME		1- 0	2- 0	0- 0		
7- 1	2- 1	1- 0		AWAY		1- 0	1- 0	2- 0		
0- 0	0- 0	0- 0		NEUTRAL		0- 0	0- 0	0- 0		

RPI	S	Opponent	Score	RPI	S	Opponent	Score	RPI	S	Opponent	Score	RPI	S	Opponent	Score
1	A	Baylor	61 66	29	H	Georgetown	80 38	89	H	North Carolina	86 35	105	H	Cincinnati	80 37
2	H	Stanford	68 58	36	H	West Virginia	79 60	91	H	South Fla.	77 62	125	H	Providence	96 35
3	A	Notre Dame	67 74	38	H	Dayton	78 38	94	H	Fairfield	93 40	128	A	Marquette	85 45
3	H	Notre Dame	59 72	39	A	Villanova	72 49	96	H	Towson	92 31	134	H	Pacific	112 53
8	H	Texas A&M	81 51					97	A	Syracuse	95 54	166	H	Holy Cross	77 37
10	A	Duke	61 45									179	A	Seton Hall	70 37
11	H	St. John's (NY)	56 57									199	A	Pittsburgh	86 37
13	H	Rutgers	49 34									230	H	Buffalo	90 34
13	H	Rutgers	66 34									236	H	Fairleigh Dickinson	74 28
18	A	DePaul	88 44									259	A	Col. of Charleston	72 24
22	A	Oklahoma	73 55												
23	A	Louisville	56 46												
LAST 12 Division I GAMES:															
13	H	Rutgers	49 34	29	H	Georgetown	80 38								
3	H	Notre Dame	59 72	23	A	Louisville	56 46								
128	A	Marquette	85 45	13	H	Rutgers	66 34								
199	A	Pittsburgh	86 37	10	A	Duke	61 45								
11	H	St. John's (NY)	56 57	91	H	South Fla.	77 62								
22	A	Oklahoma	73 55	97	A	Syracuse	95 54								

Non-Div I Games:

Connecticut

■ Loss,
■ Non-Conf, S Site,
■ Home
■ Away
N Neutral

Average RPI Win:	243	WON-LOST	WINNING	LAST 12	STRENGTH OF	OPP. STRENGTH	TEAM	ADJ.	CONF.	ADJ CONF.
Average RPI Loss:	88	RECORD	PCT. RANK	GAMES	SCHEDULE	OF SCHEDULE	RPI	RPI	RPI	RPI
DIV. I ONLY	17- 11	108	11- 1	180	198	133	133	28	28	
DIV. I NON-CONF.	4- 8	239	0- 0	77	32	167	167	25	25	
TOTALS	RPI 1-25	RPI 26-50	W-L RECORDS	RPI 51-100	RPI 101-150	RPI 150+				
17- 11	0- 0	0- 1	OVERALL	2- 7	1- 2	14- 1				
7- 5	0- 0	0- 1	HOME	0- 3	1- 0	6- 1				
9- 6	0- 0	0- 0	AWAY	1- 4	0- 2	8- 0				
1- 0	0- 0	0- 0	NEUTRAL	1- 0	0- 0	0- 0				
4- 8	0- 0	0- 1	NON-CONFERENCE	1- 4	1- 2	2- 1				
1- 3	0- 0	0- 1	HOME	0- 1	1- 0	0- 1				
2- 5	0- 0	0- 0	AWAY	0- 3	0- 2	2- 0				
1- 0	0- 0	0- 0	NEUTRAL	1- 0	0- 0	0- 0				
13- 3	0- 0	0- 0	CONFERENCE	1- 3	0- 0	12- 0				
6- 2	0- 0	0- 0	HOME	0- 2	0- 0	6- 0				
7- 1	0- 0	0- 0	AWAY	1- 1	0- 0	6- 0				
0- 0	0- 0	0- 0	NEUTRAL	0- 0	0- 0	0- 0				

RPI S	Opponent	Score	RPI S	Opponent	Score	RPI S	Opponent	Score	RPI S	Opponent	Score	Team's RPI: 133
29	H Georgetown	54 70	52	A Oklahoma St.	35 59	106	A VCU	66 74				
			61	A Howard	52 63	124	H UMBC	68 60				
			61	H Howard	49 50	142	A Robert Morris	47 62				
			73	N Boston U.	59 44	154	H Saint Francis (PA)	67 69				
			80	A Hampton	69 66	197	A Fordham	61 60				
			80	H Hampton	50 76	216	A Md.-East. Shore	48 47				
			86	A Wake Forest	58 80	216	H Md.-East. Shore	54 47				
			96	H Towson	59 61	261	H N.C. A&T	85 63				
			97	A Syracuse	50 56	266	A Norfolk St.	61 58				
						266	H Norfolk St.	67 62				
						279	A Longwood	73 51				
						282	A South Carolina St.	57 39				
						296	A Morgan St.	80 77				
						296	H Morgan St.	68 62				
						298	A Bethune-Cookman	58 55				
						315	H Delaware St.	76 58				
						320	A Savannah St.	71 45				
						341	H N.C. Central	84 44				
LAST 12 Division I GAMES:												
298	A Bethune-Cookman	58 55	296	A Morgan St.	80 77							
216	A Md.-East. Shore	48 47	266	A Norfolk St.	61 58							
296	H Morgan St.	68 62	80	A Hampton	69 66							
61	H Howard	49 50	261	H N.C. A&T	85 63							
216	H Md.-East. Shore	54 47	341	H N.C. Central	84 44							
315	H Delaware St.	76 58	266	H Norfolk St.	67 62							

Non-Div I Games: Cheyney 94 39

Coppin St.

Average RPI Win: 263	WON-LOST	WINNING	LAST 12	STRENGTH OF	OPP. STRENGTH	TEAM	ADJ.	CONF.	ADJ CONF.
Average RPI Loss: 164	RECORD	PCT. RANK	GAMES	SCHEDULE	OF SCHEDULE	RPI	RPI	RPI	RPI
DIV. I ONLY	9- 16	251	5- 7	252	244	257	257	20	20
DIV. I NON-CONF.	4- 8	239	0- 0	301	300	296	296	18	18
TOTALS	RPI 1-25	RPI 26-50	W-L RECORDS	RPI 51-100	RPI 101-150	RPI 150+			
9- 16	0- 0	0- 2	OVERALL	0- 2	0- 2	9- 10			
5- 6	0- 0	0- 1	HOME	0- 1	0- 1	5- 3			
4- 10	0- 0	0- 1	AWAY	0- 1	0- 1	4- 7			
0- 0	0- 0	0- 0	NEUTRAL	0- 0	0- 0	0- 0			
4- 8	0- 0	0- 0	NON-CONFERENCE	0- 2	0- 0	4- 6			
2- 3	0- 0	0- 0	HOME	0- 1	0- 0	2- 2			
2- 5	0- 0	0- 0	AWAY	0- 1	0- 0	2- 4			
0- 0	0- 0	0- 0	NEUTRAL	0- 0	0- 0	0- 0			
5- 8	0- 0	0- 2	CONFERENCE	0- 0	0- 2	5- 4			
3- 3	0- 0	0- 1	HOME	0- 0	0- 1	3- 1			
2- 5	0- 0	0- 1	AWAY	0- 0	0- 1	2- 3			
0- 0	0- 0	0- 0	NEUTRAL	0- 0	0- 0	0- 0			

RPI S	Opponent	Score	RPI S	Opponent	Score	RPI S	Opponent	Score	RPI S	Opponent	Score	Team's RPI: 257
26	A Princeton	35 64	26	H Princeton	39 75	65	H Eastern Mich.	52 54	132	A Harvard	59 65	
						87	A South Dakota	56 79	132	H Harvard	57 67	
									151	A Yale	73 86	
									151	H Yale	58 69	
									185	H New Hampshire	62 63	
									192	A Manhattan	49 73	
									197	A Fordham	40 39	
									209	A Penn	67 53	
									209	H Penn	45 42	
									218	H Binghamton	48 61	
									219	A William & Mary	54 85	
									221	A Brown	49 60	
									221	H Brown	51 50	
									245	A Canisius	45 62	
									265	A Cleveland St.	79 59	
									279	A Longwood	61 68	
									288	A Dartmouth	48 55	
									288	H Dartmouth	49 45	
									306	H Colgate	59 56	
									330	H Bucknell	65 45	
									338	A Columbia	54 44	
LAST 12 Division I GAMES:												
132	A Harvard	59 65	221	A Brown	49 60							
288	A Dartmouth	48 55	151	A Yale	73 86							
151	H Yale	58 69	288	H Dartmouth	49 45							
221	H Brown	51 50	132	H Harvard	57 67							
26	H Princeton	39 75	209	A Penn	67 53							
209	H Penn	45 42	338	A Columbia	54 44							

Non-Div I Games: Neb. Omaha 63 51 Ithaca 60 40

Cornell

Loss, Non-Conf, S Site, H Home A Away N Neutral

Creighton

Through Games Of Sunday, March 4, 2012

Average RPI Win:	178	WON-LOST	WINNING	LAST 12	STRENGTH OF	OPP. STRENGTH	TEAM	ADJ.	CONF.	ADJ CONF.
Average RPI Loss:	101	RECORD	PCT. RANK	GAMES	SCHEDULE	OF SCHEDULE	RPI	RPI	RPI	RPI
DIV. I ONLY	17- 12	124	8- 4	68	108	84	84	10	10	
DIV. I NON-CONF.	6- 5	139	0- 0	25	86	67	67	10	10	
TOTALS	RPI 1-25	RPI 26-50	W-L RECORDS	RPI 51-100	RPI 101-150	RPI 150+				
17- 12	0- 1	0- 2	OVERALL	3- 4	7- 2	7- 3				
9- 4	0- 1	0- 0	HOME	3- 2	4- 0	2- 1				
8- 7	0- 0	0- 2	AWAY	0- 2	3- 1	5- 2				
0- 1	0- 0	0- 0	NEUTRAL	0- 0	0- 1	0- 0				
6- 5	0- 1	0- 2	NON-CONFERENCE	2- 1	0- 1	4- 0				
2- 2	0- 1	0- 0	HOME	2- 1	0- 0	0- 0				
4- 2	0- 0	0- 2	AWAY	0- 0	0- 0	4- 0				
0- 1	0- 0	0- 0	NEUTRAL	0- 0	0- 1	0- 0				
11- 7	0- 0	0- 0	CONFERENCE	1- 3	7- 1	3- 3				
7- 2	0- 0	0- 0	HOME	1- 1	4- 0	2- 1				
4- 5	0- 0	0- 0	AWAY	0- 2	3- 1	1- 2				
0- 0	0- 0	0- 0	NEUTRAL	0- 0	0- 0	0- 0				

RPI 1-25				RPI 26-50				RPI 51-100				RPI 101+			
RPI	S	Opponent	Score	RPI	S	Opponent	Score	RPI	S	Opponent	Score	RPI	S	Opponent	Score
3	H	Notre Dame	48 76	32	A	Nebraska	55 66	53	A	Missouri St.	60 70	109	A	Wichita St.	58 65
				47	A	Kansas	59 73	53	H	Missouri St.	55 63	109	H	Wichita St.	61 59
								60	H	Bowling Green	49 47	118	N	Colorado	49 52
								87	H	South Dakota	53 56	127	A	Indiana St.	64 62
								88	H	North Carolina St.	74 67	127	H	Indiana St.	63 48
								93	A	Illinois St.	66 79	144	A	Bradley	68 59
								93	H	Illinois St.	68 59	144	H	Bradley	72 68
												146	A	UNI	74 48
												146	H	UNI	65 50
												153	A	Drake	50 54
												153	H	Drake	44 47
												211	A	North Dakota	72 54
												237	A	Wyoming	66 50
												253	A	North Dakota St.	71 51
												271	A	Southern Ill.	80 64
												271	H	Southern Ill.	66 59
												299	A	UTSA	54 53
												307	A	Evansville	45 48
												307	H	Evansville	65 33
LAST 12 Division I GAMES:															
153	A	Drake	50 54	307	A	Evansville	45 48								
144	A	Bradley	68 59	53	H	Missouri St.	55 63								
146	A	UNI	74 48	109	H	Wichita St.	61 59								
127	H	Indiana St.	63 48	144	H	Bradley	72 68								
93	H	Illinois St.	68 59	146	H	UNI	65 50								
271	A	Southern Ill.	80 64	93	A	Illinois St.	66 79								

Non-Div I Games:

Creighton

■ Loss,
 ■ Non-Conf, S Site,
 ■ Home
 ■ Away
 N Neutral

Average RPI Win:	289	WON-LOST	WINNING	LAST 12	STRENGTH OF	OPP. STRENGTH	TEAM	ADJ.	CONF.	ADJ CONF.
Average RPI Loss:	143	RECORD	PCT. RANK	GAMES	SCHEDULE	OF SCHEDULE	RPI	RPI	RPI	RPI
DIV. I ONLY	6- 21	304	4- 8	173	159	288	288	20	20	
DIV. I NON-CONF.	2- 12	313	0- 0	173	114	292	292	18	18	
TOTALS	RPI 1-25	RPI 26-50	W-L RECORDS	RPI 51-100	RPI 101-150	RPI 150+				
6- 21	0- 1	0- 4	OVERALL	0- 2	0- 3	6- 11				
2- 10	0- 0	0- 2	HOME	0- 1	0- 2	2- 5				
3- 10	0- 1	0- 2	AWAY	0- 0	0- 1	3- 6				
1- 1	0- 0	0- 0	NEUTRAL	0- 1	0- 0	1- 0				
2- 12	0- 1	0- 2	NON-CONFERENCE	0- 2	0- 2	2- 5				
0- 5	0- 0	0- 1	HOME	0- 1	0- 1	0- 2				
1- 6	0- 1	0- 1	AWAY	0- 0	0- 1	1- 3				
1- 1	0- 0	0- 0	NEUTRAL	0- 1	0- 0	1- 0				
4- 9	0- 0	0- 2	CONFERENCE	0- 0	0- 1	4- 6				
2- 5	0- 0	0- 1	HOME	0- 0	0- 1	2- 3				
2- 4	0- 0	0- 1	AWAY	0- 0	0- 0	2- 3				
0- 0	0- 0	0- 0	NEUTRAL	0- 0	0- 0	0- 0				

RPI 1-25				RPI 26-50				RPI 51-100				RPI 101+				Team's RPI: 288	
RPI	S	Opponent	Score	RPI	S	Opponent	Score	RPI	S	Opponent	Score	RPI	S	Opponent	Score		
19	A	Kansas St.	20 54	26	A	Princeton	57 94	55	N	Saint Joseph's	48 85	125	A	Providence	48 63		
				26	H	Princeton	41 72	100	H	Hartford	42 60	132	H	Harvard	63 71		
				29	H	Georgetown	38 77					137	H	La Salle	47 60		
				31	A	California	39 80					151	A	Yale	48 66		
												151	H	Yale	65 89		
												166	A	Holy Cross	63 65		
												185	H	New Hampshire	53 58		
												209	A	Penn	49 63		
												209	H	Penn	63 73		
												221	A	Brown	57 52		
												221	H	Brown	50 74		
												239	H	Bryant	45 63		
												257	A	Cornell	45 49		
												257	H	Cornell	55 48		
												258	A	Long Beach St.	52 66		
												275	A	Vermont	72 62		
												279	A	Longwood	76 86		
												306	N	Colgate	56 50		
												338	A	Columbia	59 44		
												338	H	Columbia	87 52		
LAST 12 Division I GAMES:																	
				338	H	Columbia	87 52					209	H	Penn	63 73		
				257	H	Cornell	55 48					26	H	Princeton	41 72		
				26	A	Princeton	57 94					257	A	Cornell	45 49		
				209	A	Penn	49 63					338	A	Columbia	59 44		
				221	A	Brown	57 52					151	H	Yale	65 89		
				151	A	Yale	48 66					221	H	Brown	50 74		

Non-Div I Games:

Dartmouth

D
a
v
i
d
s
o
n

D
a
v
i
d
s
o
n

Davidson

Page 68

Average RPI Win:	168	WON-LOST	WINNING	LAST 12	STRENGTH OF	OPP. STRENGTH	TEAM	ADJ.	CONF.	ADJ CONF.
Average RPI Loss:	44	RECORD	PCT. RANK	GAMES	SCHEDULE	OF SCHEDULE	RPI	RPI	RPI	RPI
DIV. I ONLY	22- 6	28	11- 1	102	81	38	38	9	9	
DIV. I NON-CONF.	8- 4	88	0- 0	57	40	44	44	8	8	
TOTALS	RPI 1-25	RPI 26-50	W-L RECORDS	RPI 51-100	RPI 101-150	RPI 150+				
22- 6	0- 3	2- 1	OVERALL	4- 1	3- 1	13- 0				
8- 2	0- 1	1- 1	HOME	1- 0	1- 0	5- 0				
7- 3	0- 1	0- 0	AWAY	2- 1	1- 1	4- 0				
7- 1	0- 1	1- 0	NEUTRAL	1- 0	1- 0	4- 0				
8- 4	0- 2	0- 0	NON-CONFERENCE	2- 1	1- 1	5- 0				
3- 0	0- 0	0- 0	HOME	1- 0	0- 0	2- 0				
0- 3	0- 1	0- 0	AWAY	0- 1	0- 1	0- 0				
5- 1	0- 1	0- 0	NEUTRAL	1- 0	1- 0	3- 0				
14- 2	0- 1	2- 1	CONFERENCE	2- 0	2- 0	8- 0				
5- 2	0- 1	1- 1	HOME	0- 0	1- 0	3- 0				
7- 0	0- 0	0- 0	AWAY	2- 0	1- 0	4- 0				
2- 0	0- 0	1- 0	NEUTRAL	0- 0	0- 0	1- 0				

RPI 1-25				RPI 26-50				Team's RPI: 38	RPI 51-100				RPI 101+			
RPI	S	Opponent	Score	RPI	S	Opponent	Score		RPI	S	Opponent	Score	RPI	S	Opponent	Score
5	A	Connecticut	38 78	46	H	Temple	57 61		55	A	Saint Joseph's	65 51	105	A	Cincinnati	64 75
15	H	St. Bonaventure	55 56	46	N	Temple	66 63		60	H	Bowling Green	69 38	112	N	Illinois	80 66
17	N	Gonzaga	76 82	49	H	Richmond	81 78		76	A	Toledo	51 61	137	A	La Salle	58 49
									77	A	Duquesne	74 69	140	H	Charlotte	91 68
									91	N	South Fla.	73 63	157	H	Wright St.	77 69
													197	A	Fordham	62 37
													200	A	Xavier	74 65
													200	H	Xavier	83 54
													203	H	Boston College	69 60
													218	N	Binghamton	60 50
													230	N	Buffalo	94 74
													233	H	Saint Louis	72 54
													233	N	Saint Louis	69 51
													236	N	Fairleigh Dickinson	84 48
													240	A	George Washington	74 56
													255	A	Massachusetts	80 55
													316	H	Rhode Island	97 46
LAST 12 Division I GAMES:																
		46	N	Temple			66	63			15	H	St. Bonaventure			55 56
		233	N	Saint Louis			69	51			140	H	Charlotte			91 68
		77	A	Duquesne			74	69			200	A	Xavier			74 65
		200	H	Xavier			83	54			240	A	George Washington			74 56
		233	H	Saint Louis			72	54			49	H	Richmond			81 78
		137	A	La Salle			58	49			197	A	Fordham			62 37

Non-Div I Games:

Dayton

■ Loss,
 ■ Non-Conf,
 ■ S Site,
 ■ Home
 ■ A Away
 N Neutral

DePaul

Average RPI Win: 118

WON-LOST

WINNING

LAST 12

STRENGTH OF

OPP. STRENGTH

TEAM

ADJ.

CONF.

ADJ CONF.

Average RPI Loss: 46

RECORD

PCT. RANK

GAMES

SCHEDULE

OF SCHEDULE

RPI

RPI

RPI

RPI

DIV. I ONLY

22- 10

73

7- 5

15

22

18

18

3

3

DIV. I NON-CONF.

12- 2

22

0- 0

35

69

15

15

2

2

TOTALS

RPI 1-25

RPI 26-50

W-L RECORDS

RPI 51-100

RPI 101-150

RPI 150+

22- 10

2- 6

5- 0

OVERALL

3- 3

4- 1

8- 0

13- 2

2- 1

2- 0

HOME

1- 1

3- 0

5- 0

7- 5

0- 3

3- 0

AWAY

1- 1

1- 1

2- 0

2- 3

0- 2

0- 0

NEUTRAL

1- 1

0- 0

1- 0

12- 2

0- 1

2- 0

NON-CONFERENCE

2- 1

2- 0

6- 0

7- 0

0- 0

1- 0

HOME

1- 0

1- 0

4- 0

4- 0

0- 0

1- 0

AWAY

1- 0

1- 0

1- 0

1- 2

0- 1

0- 0

NEUTRAL

0- 1

0- 0

1- 0

10- 8

2- 5

3- 0

CONFERENCE

1- 2

2- 1

2- 0

6- 2

2- 1

1- 0

HOME

0- 1

2- 0

1- 0

3- 5

0- 3

2- 0

AWAY

0- 1

0- 1

1- 0

1- 1

0- 1

0- 0

0- 0

RPI 1-25

Team's RPI: 18

RPI 26-50

RPI 51-100

RPI 101+

RPI S Opponent Score

RPI S Opponent Score

RPI S Opponent Score

RPI S Opponent Score

3 A Notre Dame 70 90

26 A Princeton 78 67

67 H Arizona St. 73 55

105 H Cincinnati 73 51

3 N Notre Dame 54 69

29 A Georgetown 59 50

91 A South Fla. 63 66

114 H Samford 86 57

4 N Tennessee 61 84

36 A West Virginia 77 63

91 N South Fla. 76 62

117 A Northwestern 88 72

5 H Connecticut 44 88

39 H Villanova 79 73

93 A Illinois St. 73 54

125 A Providence 52 60

11 H St. John's (NY) 69 52

50 H St. Mary's (CA) 96 68

95 N San Diego St. 74 82

128 H Marquette 71 59

13 A Rutgers 64 65

97 H Syracuse 65 81

165 H SIU Edwardsville 75 65

23 A Louisville 62 75

179 A Seton Hall 71 59

181 N Portland 99 64

23 H Louisville 86 61

199 H Pittsburgh 86 83

206 H Northern Ill. 65 46

217 H Loyola Chicago 70 65

250 A Hawaii 90 65

271 H Southern Ill. 93 67

LAST 12 Division I GAMES:

3 N Notre Dame 54 69

128 H Marquette 71 59

91 N South Fla. 76 62

39 H Villanova 79 73

105 H Cincinnati 73 51

3 A Notre Dame 70 90

23 A Louisville 62 75

23 H Louisville 86 61

97 H Syracuse 65 81

179 A Seton Hall 71 59

36 A West Virginia 77 63

13 A Rutgers 64 65

Non-Div I Games:

DePaul

Delaware

Through Games Of Sunday, March 4, 2012

Average RPI Win:	125	WON-LOST	WINNING	LAST 12	STRENGTH OF	OPP. STRENGTH	TEAM	ADJ.	CONF.	ADJ CONF.
Average RPI Loss:	6	RECORD	PCT. RANK	GAMES	SCHEDULE	OF SCHEDULE	RPI	RPI	RPI	RPI
DIV. I ONLY	27- 1	3	12- 0	57	64	7	7	7	7	7
DIV. I NON-CONF.	9- 1	17	0- 0	19	5	6	6	7	7	7
TOTALS	RPI 1-25	RPI 26-50	W-L RECORDS	RPI 51-100	RPI 101-150	RPI 150+				
27- 1	2- 1	3- 0	OVERALL	9- 0	2- 0	11- 0				
12- 0	1- 0	0- 0	HOME	4- 0	1- 0	6- 0				
14- 1	1- 1	3- 0	AWAY	5- 0	1- 0	4- 0				
1- 0	0- 0	0- 0	NEUTRAL	0- 0	0- 0	1- 0				
9- 1	2- 1	2- 0	NON-CONFERENCE	1- 0	1- 0	3- 0				
3- 0	1- 0	0- 0	HOME	0- 0	0- 0	2- 0				
5- 1	1- 1	2- 0	AWAY	1- 0	1- 0	0- 0				
1- 0	0- 0	0- 0	NEUTRAL	0- 0	0- 0	1- 0				
18- 0	0- 0	1- 0	CONFERENCE	8- 0	1- 0	8- 0				
9- 0	0- 0	0- 0	HOME	4- 0	1- 0	4- 0				
9- 0	0- 0	1- 0	AWAY	4- 0	0- 0	4- 0				
0- 0	0- 0	0- 0	NEUTRAL	0- 0	0- 0	0- 0				

RPI	S	Opponent	Score	RPI	S	Opponent	Score	RPI	S	Opponent	Score	RPI	S	Opponent	Score
6	A	Maryland	76 85	26	A	Princeton	81 70	57	A	Hofstra	89 79	106	H	VCU	68 49
15	A	St. Bonaventure	61 49	33	A	James Madison	72 65	57	H	Hofstra	84 66	125	A	Providence	68 47
21	H	Penn St.	80 71	39	A	Villanova	64 56	79	A	Drexel	40 39	151	H	Yale	77 45
								79	H	Drexel	60 49	171	A	George Mason	66 54
								82	A	UNC Wilmington	62 53	171	H	George Mason	71 53
								82	H	UNC Wilmington	69 37	190	A	Northeastern	70 54
								86	A	Wake Forest	70 57	190	H	Northeastern	89 71
								96	A	Towson	65 46	196	H	Old Dominion	76 63
								96	H	Towson	74 51	219	A	William & Mary	79 53
												219	H	William & Mary	73 57
												224	N	East Carolina	60 40
												243	A	Georgia St.	94 56
												316	H	Rhode Island	89 53
LAST 12 Division I GAMES:															
219	A	William & Mary	79 53	196	H	Old Dominion	76 63								
190	H	Northeastern	89 71	106	H	VCU	68 49								
171	H	George Mason	71 53	82	A	UNC Wilmington	62 53								
79	A	Drexel	40 39	33	A	James Madison	72 65								
57	A	Hofstra	89 79	57	H	Hofstra	84 66								
243	A	Georgia St.	94 56	79	H	Drexel	60 49								

Non-Div I Games:

Delaware

Loss, Non-Conf, S Site, H Home A Away N Neutral

Average RPI Win:	308	WON-LOST	WINNING	LAST 12	STRENGTH OF	OPP. STRENGTH	TEAM	ADJ.	CONF.	ADJ CONF.
Average RPI Loss:	167	RECORD	PCT. RANK	GAMES	SCHEDULE	OF SCHEDULE	RPI	RPI	RPI	RPI
DIV. I ONLY	5- 22	316	4- 8	197	286	315	315	28	28	
DIV. I NON-CONF.	1- 10	328	0- 0	147	214	315	315	25	25	
TOTALS	RPI 1-25	RPI 26-50	W-L RECORDS	RPI 51-100	RPI 101-150	RPI 150+				
5- 22	0- 1	0- 1	OVERALL	0- 5	0- 4	5- 11				
3- 9	0- 0	0- 0	HOME	0- 3	0- 1	3- 5				
2- 11	0- 1	0- 1	AWAY	0- 2	0- 1	2- 6				
0- 2	0- 0	0- 0	NEUTRAL	0- 0	0- 2	0- 0				
1- 10	0- 1	0- 1	NON-CONFERENCE	0- 1	0- 2	1- 5				
1- 3	0- 0	0- 0	HOME	0- 1	0- 0	1- 2				
0- 5	0- 1	0- 1	AWAY	0- 0	0- 0	0- 3				
0- 2	0- 0	0- 0	NEUTRAL	0- 0	0- 2	0- 0				
4- 12	0- 0	0- 0	CONFERENCE	0- 4	0- 2	4- 6				
2- 6	0- 0	0- 0	HOME	0- 2	0- 1	2- 3				
2- 6	0- 0	0- 0	AWAY	0- 2	0- 1	2- 3				
0- 0	0- 0	0- 0	NEUTRAL	0- 0	0- 0	0- 0				

RPI 1-25				RPI 26-50				RPI 51-100				RPI 101+ Team's RPI: 315			
RPI	S	Opponent	Score	RPI	S	Opponent	Score	RPI	S	Opponent	Score	RPI	S	Opponent	Score
6	A	Maryland	33 108	45	A	Texas	35 89	61	A	Howard	49 59	133	A	Coppin St.	58 76
								61	H	Howard	52 67	135	N	FIU	57 73
								80	A	Hampton	44 71	142	N	Robert Morris	67 75
								80	H	Hampton	33 72	148	H	Florida A&M	65 84
								96	H	Towson	59 70	157	A	Wright St.	53 57
												197	H	Fordham	48 63
												216	A	Md.-East. Shore	32 60
												216	H	Md.-East. Shore	56 69
												224	A	East Carolina	47 54
												261	A	N.C. A&T	49 57
												266	A	Norfolk St.	73 78
												266	H	Norfolk St.	66 84
												272	A	North Florida	61 72
												282	H	South Carolina St.	55 53
												296	A	Morgan St.	67 53
												296	H	Morgan St.	67 60
												298	H	Bethune-Cookman	50 52
												324	H	NJIT	49 65
												326	H	St. Francis (NY)	73 66
												341	A	N.C. Central	66 55
LAST 12 Division I GAMES:															
				282	H	South Carolina St.	55 53	133	A	Coppin St.	58 76				
				296	H	Morgan St.	67 60	80	H	Hampton	33 72				
				61	H	Howard	52 67	266	H	Norfolk St.	66 84				
				80	A	Hampton	44 71	261	A	N.C. A&T	49 57				
				266	A	Norfolk St.	73 78	341	A	N.C. Central	66 55				
				296	A	Morgan St.	67 53	148	H	Florida A&M	65 84				

Non-Div I Games: Wilmington (DE) 80 32 Wesley 85 53

Delaware St.

■ Loss,
 ■ Non-Conf,
 ■ S Site,
 ■ Home
 ■ Away
 N Neutral

D
e
n
v
e
rD
e
n
v
e
r

Denver

Page 73

RPI	S	Opponent	Score	
311	A	Air Force	54	52
337	H	Troy	73	51

D
e
n
v
e
r

D
e
n
v
e
r

Denver

Detroit				Through Games Of Sunday, March 4, 2012						
Average RPI Win:	216	WON-LOST	WINNING	LAST 12	STRENGTH OF	OPP. STRENGTH	TEAM	ADJ.	CONF.	ADJ CONF.
Average RPI Loss:	119	RECORD	PCT. RANK	GAMES	SCHEDULE	OF SCHEDULE	RPI	RPI	RPI	RPI
DIV. I ONLY	18- 12	111	10- 2	134	151	108	108	13	13	
DIV. I NON-CONF.	4- 8	239	0- 0	117	78	199	199	17	17	
<hr/>										
TOTALS	RPI 1-25	RPI 26-50		W-L RECORDS		RPI 51-100	RPI 101-150		RPI 150+	
18- 12	1- 1	0- 1		OVERALL		1- 4	0- 2		16- 4	
10- 3	0- 1	0- 1		HOME		1- 1	0- 0		9- 0	
8- 6	1- 0	0- 0		AWAY		0- 1	0- 1		7- 4	
0- 3	0- 0	0- 0		NEUTRAL		0- 2	0- 1		0- 0	
<hr/>										
4- 8	0- 0	0- 1		NON-CONFERENCE		1- 4	0- 2		3- 1	
2- 2	0- 0	0- 1		HOME		1- 1	0- 0		1- 0	
2- 3	0- 0	0- 0		AWAY		0- 1	0- 1		2- 1	
0- 3	0- 0	0- 0		NEUTRAL		0- 2	0- 1		0- 0	
<hr/>										
14- 4	1- 1	0- 0		CONFERENCE		0- 0	0- 0		13- 3	
8- 1	0- 1	0- 0		HOME		0- 0	0- 0		8- 0	
6- 3	1- 0	0- 0		AWAY		0- 0	0- 0		5- 3	
0- 0	0- 0	0- 0		NEUTRAL		0- 0	0- 0		0- 0	

D

e

t

r

i

t

RPI 1-25				RPI 26-50				RPI 51-100				RPI 101+ Team's RPI: 108			
RPI	S	Opponent	Score	RPI	S	Opponent	Score	RPI	S	Opponent	Score	RPI	S	Opponent	Score
25	A	Green Bay	70 58	44	H	Michigan	51 61	60	H	Bowling Green	49 57	102	N	Utah	55 64
25	H	Green Bay	59 68					61	N	Howard	58 60	127	A	Indiana St.	62 64
								62	A	Michigan St.	41 64	157	A	Wright St.	82 91
								65	H	Eastern Mich.	70 69	157	H	Wright St.	75 64
								79	N	Drexel	56 61	161	A	Ill.-Chicago	59 66
												161	H	Ill.-Chicago	62 57
												201	A	Butler	57 52
												201	H	Butler	72 60
												217	A	Loyola Chicago	76 66
												217	H	Loyola Chicago	83 59
												238	A	Milwaukee	62 48
												238	H	Milwaukee	71 48
												246	A	Youngstown St.	67 80
												246	H	Youngstown St.	67 64
												265	A	Cleveland St.	50 43
												265	H	Cleveland St.	65 55
												270	A	Ball St.	87 68
												276	A	Valparaiso	48 42
												276	H	Valparaiso	68 52
												283	H	IPFW	90 60
												290	A	Western Mich.	73 64
												299	A	UTSA	55 59
LAST 12 Division I GAMES:															
276	A	Valparaiso	48 42	25	A	Green Bay	70 58	161	H	Ill.-Chicago	62 57				
201	A	Butler	57 52					217	H	Loyola Chicago	83 59				
246	H	Youngstown St.	67 64					265	A	Cleveland St.	50 43				
265	H	Cleveland St.	65 55					246	A	Youngstown St.	67 80				
157	A	Wright St.	82 91					157	H	Wright St.	75 64				
238	A	Milwaukee	62 48												

Non-Div I Games:

Detroit

Drake

Through Games Of Sunday, March 4, 2012

Average RPI Win: 194	WON-LOST	WINNING	LAST 12	STRENGTH OF	OPP. STRENGTH	TEAM	ADJ.	CONF.	ADJ CONF.
Average RPI Loss: 102	RECORD	PCT. RANK	GAMES	SCHEDULE	OF SCHEDULE	RPI	RPI	RPI	RPI
DIV. I ONLY	15- 14	159	6- 6	128	100	153	153	10	10
DIV. I NON-CONF.	6- 5	139	0- 0	144	67	140	140	10	10
<hr/>									
TOTALS	RPI 1-25	RPI 26-50	W-L RECORDS	RPI 51-100	RPI 101-150	RPI 150+			
15- 14	0- 0	0- 3	OVERALL	2- 5	4- 4	9- 2			
9- 5	0- 0	0- 1	HOME	1- 2	2- 2	6- 0			
6- 7	0- 0	0- 1	AWAY	1- 2	2- 2	3- 2			
0- 2	0- 0	0- 1	NEUTRAL	0- 1	0- 0	0- 0			
6- 5	0- 0	0- 3	NON-CONFERENCE	0- 1	0- 0	6- 1			
4- 1	0- 0	0- 1	HOME	0- 0	0- 0	4- 0			
2- 2	0- 0	0- 1	AWAY	0- 0	0- 0	2- 1			
0- 2	0- 0	0- 1	NEUTRAL	0- 1	0- 0	0- 0			
9- 9	0- 0	0- 0	CONFERENCE	2- 4	4- 4	3- 1			
5- 4	0- 0	0- 0	HOME	1- 2	2- 2	2- 0			
4- 5	0- 0	0- 0	AWAY	1- 2	2- 2	1- 1			
0- 0	0- 0	0- 0	NEUTRAL	0- 0	0- 0	0- 0			

RPI 1-25				RPI 26-50				RPI 51-100				RPI 101+				Team's RPI: 153	
RPI	S	Opponent	Score	RPI	S	Opponent	Score	RPI	S	Opponent	Score	RPI	S	Opponent	Score		
				40	A	Iowa	46 71	53	A	Missouri St.	46 78	109	A	Wichita St.	41 63		
				42	H	Iowa St.	64 71	53	H	Missouri St.	66 69	109	H	Wichita St.	56 74		
				48	N	Marist	47 50	57	N	Hofstra	60 70	127	A	Indiana St.	67 59		
								84	A	Creighton	47 44	127	H	Indiana St.	60 43		
								84	H	Creighton	54 50	144	A	Bradley	77 65		
								93	A	Illinois St.	67 71	144	H	Bradley	77 62		
								93	H	Illinois St.	51 66	146	A	UNI	66 68		
												146	H	UNI	77 82		
												161	A	Ill.-Chicago	48 61		
												167	A	Wisconsin	65 54		
												211	H	North Dakota	74 60		
												217	H	Loyola Chicago	65 50		
												233	A	Saint Louis	62 60		
												238	H	Milwaukee	63 51		
												253	H	North Dakota St.	57 49		
												271	A	Southern Ill.	59 63		
												271	H	Southern Ill.	73 59		
												307	A	Evansville	55 51		
												307	H	Evansville	67 53		
LAST 12 Division I GAMES:																	
				84	H	Creighton	54 50	271	A	Southern Ill.	59 63						
				146	A	UNI	66 68	109	H	Wichita St.	56 74						
				144	A	Bradley	77 65	53	H	Missouri St.	66 69						
				93	H	Illinois St.	51 66	146	H	UNI	77 82						
				127	H	Indiana St.	60 43	144	H	Bradley	77 62						
				307	A	Evansville	55 51	127	A	Indiana St.	67 59						

Non-Div I Games:

Drake

■ Loss,
■ Non-Conf,
■ S Site,
■ H Home
■ A Away
N Neutral

Average RPI Win:	151	WON-LOST	WINNING	LAST 12	STRENGTH OF	OPP. STRENGTH	TEAM	ADJ.	CONF.	ADJ CONF.
Average RPI Loss:	79	RECORD	PCT. RANK	GAMES	SCHEDULE	OF SCHEDULE	RPI	RPI	RPI	RPI
DIV. I ONLY	16- 12	131	7- 5	58	74	79	79	7	7	
DIV. I NON-CONF.	4- 6	212	0- 0	80	43	152	152	7	7	
TOTALS	RPI 1-25	RPI 26-50	W-L RECORDS	RPI 51-100	RPI 101-150	RPI 150+				
16- 12	0- 2	1- 3	OVERALL	3- 3	4- 1	8- 3				
6- 7	0- 1	0- 3	HOME	1- 1	2- 1	3- 1				
9- 5	0- 1	1- 0	AWAY	2- 2	1- 0	5- 2				
1- 0	0- 0	0- 0	NEUTRAL	0- 0	1- 0	0- 0				
4- 6	0- 0	0- 2	NON-CONFERENCE	0- 1	2- 1	2- 2				
1- 3	0- 0	0- 2	HOME	0- 0	1- 1	0- 0				
2- 3	0- 0	0- 0	AWAY	0- 1	0- 0	2- 2				
1- 0	0- 0	0- 0	NEUTRAL	0- 0	1- 0	0- 0				
12- 6	0- 2	1- 1	CONFERENCE	3- 2	2- 0	6- 1				
5- 4	0- 1	0- 1	HOME	1- 1	1- 0	3- 1				
7- 2	0- 1	1- 0	AWAY	2- 1	1- 0	3- 0				
0- 0	0- 0	0- 0	NEUTRAL	0- 0	0- 0	0- 0				

RPI 1-25				RPI 26-50				RPI 51-100 Team's RPI: 79				RPI 101+			
RPI	S	Opponent	Score	RPI	S	Opponent	Score	RPI	S	Opponent	Score	RPI	S	Opponent	Score
7	A	Delaware	49 60	26	H	Princeton	51 63	55	A	Saint Joseph's	50 59	106	A	VCU	47 41
7	H	Delaware	39 40	33	A	James Madison	60 43	57	A	Hofstra	65 76	106	H	VCU	73 63
				33	H	James Madison	51 56	57	H	Hofstra	61 68	108	N	Detroit	61 56
				34	H	South Carolina	58 62	82	A	UNC Wilmington	58 43	110	H	LIU Brooklyn	52 60
								96	A	Towson	58 53	137	H	La Salle	72 59
								96	H	Towson	66 38	171	H	George Mason	51 56
												179	A	Seton Hall	64 77
												190	A	Northeastern	63 41
												190	H	Northeastern	66 39
												196	A	Old Dominion	53 45
												199	A	Pittsburgh	71 50
												202	A	Akron	67 60
												209	A	Penn	65 67
												219	A	William & Mary	78 59
												219	H	William & Mary	72 43
												243	H	Georgia St.	65 38
LAST 12 Division I GAMES:															
106	H	VCU	73 63	33	H	James Madison	51 56								
96	A	Towson	58 53	190	A	Northeastern	63 41								
219	H	William & Mary	72 43	171	H	George Mason	51 56								
7	H	Delaware	39 40	57	H	Hofstra	61 68								
196	A	Old Dominion	53 45	106	A	VCU	47 41								
219	A	William & Mary	78 59	7	A	Delaware	49 60								

Non-Div I Games:

Drexel

■ Loss,
 ■ Non-Conf,
 ■ S Site,
 ■ H Home
 ■ A Away
 N Neutral

RPI 1-25				Team's RPI: 10		RPI 26-50				RPI 51-100				RPI 101+			
RPI	S	Opponent	Score	RPI	S	Opponent	Score	RPI	S	Opponent	Score	RPI	S	Opponent	Score		
3	N	Notre Dame	54 56	43	A	BYU	61 55	51	H	Virginia	77 66	119	H	Auburn	73 50		
5	H	Connecticut	45 61	46	A	Temple	65 54	82	H	UNC Wilmington	107 45	199	H	Pittsburgh	92 43		
6	A	Maryland	61 63					86	A	Wake Forest	76 58	203	A	Boston College	71 62		
6	H	Maryland	80 72					86	H	Wake Forest	75 43	220	A	Virginia Tech	61 34		
9	A	Kentucky	65 72					88	H	North Carolina St.	83 59	220	H	Virginia Tech	67 45		
12	H	Miami (FL)	74 64					88	N	North Carolina St.	73 75	226	A	Western Ky.	80 54		
14	A	Georgia Tech	79 62					89	A	North Carolina	69 63	247	A	Clemson	81 37		
16	H	Purdue	64 53					89	H	North Carolina	96 56	291	H	S.C. Upstate	93 35		
								99	A	Florida St.	67 57	322	N	Gardner-Webb	97 31		
								99	H	Florida St.	73 66						
LAST 12 Division I GAMES:																	
				88	N	North Carolina St.	73 75	203	A	Boston College	71 62						
				89	A	North Carolina	69 63	89	H	North Carolina	96 56						
				12	H	Miami (FL)	74 64	86	H	Wake Forest	75 43						
				6	A	Maryland	61 63	5	H	Connecticut	45 61						
				220	H	Virginia Tech	67 45	247	A	Clemson	81 37						
				99	A	Florida St.	67 57	6	H	Maryland	80 72						

Duke

Page 78

Average RPI Win: 199	WON-LOST	WINNING	LAST 12	STRENGTH OF	OPP. STRENGTH	TEAM	ADJ.	CONF.	ADJ CONF.
Average RPI Loss: 71	RECORD	PCT. RANK	GAMES	SCHEDULE	OF SCHEDULE	RPI	RPI	RPI	RPI
DIV. I ONLY	20- 11	85	6- 6	95	106	77	77	9	9
DIV. I NON-CONF.	12- 3	43	0- 0	114	158	39	39	8	8
TOTALS	RPI 1-25	RPI 26-50	W-L RECORDS	RPI 51-100	RPI 101-150	RPI 150+			
20- 11	0- 2	1- 6	OVERALL	2- 1	3- 0	14- 2			
13- 2	0- 1	1- 1	HOME	2- 0	3- 0	7- 0			
5- 8	0- 1	0- 4	AWAY	0- 1	0- 0	5- 2			
2- 1	0- 0	0- 1	NEUTRAL	0- 0	0- 0	2- 0			
12- 3	0- 0	1- 2	NON-CONFERENCE	2- 0	1- 0	8- 1			
8- 0	0- 0	1- 0	HOME	2- 0	1- 0	4- 0			
3- 3	0- 0	0- 2	AWAY	0- 0	0- 0	3- 1			
1- 0	0- 0	0- 0	NEUTRAL	0- 0	0- 0	1- 0			
8- 8	0- 2	0- 4	CONFERENCE	0- 1	2- 0	6- 1			
5- 2	0- 1	0- 1	HOME	0- 0	2- 0	3- 0			
2- 5	0- 1	0- 2	AWAY	0- 1	0- 0	2- 1			
1- 1	0- 0	0- 1	NEUTRAL	0- 0	0- 0	1- 0			

RPI 1-25				RPI 26-50				RPI 51-100				Team's RPI: 77	RPI 101+			
RPI	S	Opponent	Score	RPI	S	Opponent	Score	RPI	S	Opponent	Score		RPI	S	Opponent	Score
15	A	St. Bonaventure	53 61	33	A	James Madison	49 56	55	A	Saint Joseph's	51 72		137	H	La Salle	82 52
15	H	St. Bonaventure	53 58	36	H	West Virginia	61 55	85	H	Davidson	84 53		140	H	Charlotte	81 53
				38	H	Dayton	69 74	90	H	Miami (OH)	64 63		142	H	Robert Morris	66 63
				41	A	Florida	49 62						154	A	Saint Francis (PA)	74 70
				46	A	Temple	64 67						197	A	Fordham	56 50
				46	N	Temple	55 64						199	A	Pittsburgh	70 57
				49	A	Richmond	45 59						200	H	Xavier	68 49
													202	H	Akron	77 70
													211	A	North Dakota	80 86
													230	H	Buffalo	90 46
													233	A	Saint Louis	55 56
													240	H	George Washington	76 50
													240	N	George Washington	69 55
													248	H	Ohio	83 60
													253	A	North Dakota St.	74 66
													255	H	Massachusetts	76 62
													297	H	Morehead St.	86 53
													316	A	Rhode Island	63 42
													317	N	Maine	76 38
LAST 12 Division I GAMES:																
				46	N	Temple	55 64	140	H	Charlotte	81 53					
				240	N	George Washington	69 55	316	A	Rhode Island	63 42					
				38	H	Dayton	69 74	233	A	Saint Louis	55 56					
				49	A	Richmond	45 59	15	H	St. Bonaventure	53 58					
				137	H	La Salle	82 52	55	A	Saint Joseph's	51 72					
				197	A	Fordham	56 50	255	H	Massachusetts	76 62					

Non-Div I Games:

Duquesne

■ Loss,
 ■ Non-Conf,
 ■ S Site,
 ■ H Home
 ■ A Away
 N Neutral

East Carolina

Through Games Of Sunday, March 4, 2012

Average RPI Win:	220	WON-LOST	WINNING	LAST 12	STRENGTH OF	OPP. STRENGTH	TEAM	ADJ.	CONF.	ADJ CONF.
Average RPI Loss:	130	RECORD	PCT. RANK	GAMES	SCHEDULE	OF SCHEDULE	RPI	RPI	RPI	RPI
DIV. I ONLY	9- 18	262	5- 7	88	142	224	224	11	11	
DIV. I NON-CONF.	4- 7	229	0- 0	108	218	224	224	12	12	
TOTALS	RPI 1-25	RPI 26-50	W-L RECORDS	RPI 51-100	RPI 101-150	RPI 150+				
9- 18	0- 1	0- 0	OVERALL	0- 7	0- 3	9- 7				
7- 5	0- 0	0- 0	HOME	0- 3	0- 2	7- 0				
1- 10	0- 0	0- 0	AWAY	0- 3	0- 1	1- 6				
1- 3	0- 1	0- 0	NEUTRAL	0- 1	0- 0	1- 1				
4- 7	0- 1	0- 0	NON-CONFERENCE	0- 3	0- 1	4- 2				
3- 1	0- 0	0- 0	HOME	0- 0	0- 1	3- 0				
0- 3	0- 0	0- 0	AWAY	0- 2	0- 0	0- 1				
1- 3	0- 1	0- 0	NEUTRAL	0- 1	0- 0	1- 1				
5- 11	0- 0	0- 0	CONFERENCE	0- 4	0- 2	5- 5				
4- 4	0- 0	0- 0	HOME	0- 3	0- 1	4- 0				
1- 7	0- 0	0- 0	AWAY	0- 1	0- 1	1- 5				
0- 0	0- 0	0- 0	NEUTRAL	0- 0	0- 0	0- 0				

RPI 1-25				RPI 26-50				RPI 51-100				RPI 101+				Team's RPI: 224	
RPI	S	Opponent	Score	RPI	S	Opponent	Score	RPI	S	Opponent	Score	RPI	S	Opponent	Score		
7	N	Delaware	40 60					54	H	UTEP	56 66	103	A	UAB	47 58		
								72	A	Memphis	59 62	103	H	UAB	39 44		
								72	H	Memphis	56 69	106	H	VCU	49 62		
								80	A	Hampton	48 76	156	H	Monmouth	75 52		
								81	H	Tulane	49 63	160	A	Tulsa	70 75		
								82	A	UNC Wilmington	53 64	168	A	Marshall	63 62		
								89	N	North Carolina	61 65	168	H	Marshall	61 57		
												172	A	Rice	44 66		
												176	H	Elon	60 46		
												191	A	SMU	44 68		
												195	A	UCF	53 59		
												195	H	UCF	65 50		
												205	A	Southern Miss.	57 67		
												205	H	Southern Miss.	70 57		
												259	A	Col. of Charleston	43 58		
												280	N	Jacksonville	70 64		
												300	N	Lafayette	57 64		
												315	H	Delaware St.	54 47		
												318	H	Houston	83 77		
LAST 12 Division I GAMES:																	
205	H	Southern Miss.	70 57	103	A	UAB	47 58										
168	A	Marshall	63 62	205	A	Southern Miss.	57 67										
195	H	UCF	65 50	81	H	Tulane	49 63										
160	A	Tulsa	70 75	72	H	Memphis	56 69										
318	H	Houston	83 77	172	A	Rice	44 66										
168	H	Marshall	61 57	191	A	SMU	44 68										

Non-Div I Games: St. Andrews 109 30 Virginia Intermont 82 33

East Carolina

Loss, Non-Conf, S Site, H Home A Away N Neutral

Average RPI Win:	285	WON-LOST	WINNING	LAST 12	STRENGTH OF	OPP. STRENGTH	TEAM	ADJ.	CONF.	ADJ CONF.
Average RPI Loss:	152	RECORD	PCT. RANK	GAMES	SCHEDULE	OF SCHEDULE	RPI	RPI	RPI	RPI
DIV. I ONLY	8- 22	291	4- 8	99	316	269	269	30	30	
DIV. I NON-CONF.	1- 10	328	0- 1	9	172	223	223	30	30	
TOTALS	RPI 1-25	RPI 26-50	W-L RECORDS	RPI 51-100	RPI 101-150	RPI 150+				
8- 22	0- 1	0- 2	OVERALL	0- 7	1- 2	7- 10				
6- 8	0- 1	0- 1	HOME	0- 2	1- 0	5- 4				
2- 11	0- 0	0- 1	AWAY	0- 3	0- 1	2- 5				
0- 3	0- 0	0- 0	NEUTRAL	0- 1	0- 1	0- 1				
1- 10	0- 1	0- 2	NON-CONFERENCE	0- 4	0- 1	1- 2				
1- 4	0- 1	0- 1	HOME	0- 1	0- 0	1- 1				
0- 4	0- 0	0- 1	AWAY	0- 3	0- 0	0- 0				
0- 2	0- 0	0- 0	NEUTRAL	0- 0	0- 1	0- 1				
7- 12	0- 0	0- 0	CONFERENCE	0- 3	1- 1	6- 8				
5- 4	0- 0	0- 0	HOME	0- 1	1- 0	4- 3				
2- 7	0- 0	0- 0	AWAY	0- 1	0- 1	2- 5				
0- 1	0- 0	0- 0	NEUTRAL	0- 1	0- 0	0- 0				

RPI 1-25				RPI 26-50				RPI 51-100				RPI 101+ Team's RPI: 269			
RPI	S	Opponent	Score	RPI	S	Opponent	Score	RPI	S	Opponent	Score	RPI	S	Opponent	Score
20	H	LSU	68 71	37	H	Middle Tenn.	63 78	53	A	Missouri St.	70 81	103	N	UAB	47 59
				49	A	Richmond	39 66	58	A	Fla. Gulf Coast	60 88	120	A	Stetson	60 68
								58	H	Fla. Gulf Coast	64 71	120	H	Stetson	74 72
								58	N	Fla. Gulf Coast	63 79	192	N	Manhattan	53 86
								59	H	Chattanooga	80 88	212	H	Tennessee Tech	76 87
								66	A	Appalachian St.	65 89	256	A	Belmont	44 49
								89	A	North Carolina	77 93	256	H	Belmont	75 88
												260	A	Kennesaw St.	68 78
												260	H	Kennesaw St.	77 61
												272	A	North Florida	67 70
												272	H	North Florida	69 74
												280	A	Jacksonville	44 70
												280	H	Jacksonville	82 88
												291	A	S.C. Upstate	68 74
												291	H	S.C. Upstate	67 64
												297	H	Morehead St.	68 57
												325	A	Mercer	75 59
												325	H	Mercer	72 46
												332	A	Lipscomb	59 39
												332	H	Lipscomb	89 52
LAST 12 Division I GAMES:															
				58	N	Fla. Gulf Coast	63 79	280	H	Jacksonville	82 88				
				58	H	Fla. Gulf Coast	64 71	260	A	Kennesaw St.	68 78				
				120	H	Stetson	74 72	325	A	Mercer	75 59				
				256	A	Belmont	44 49	291	A	S.C. Upstate	68 74				
				332	A	Lipscomb	59 39	20	H	LSU	68 71				
				272	H	North Florida	69 74	332	H	Lipscomb	89 52				

Non-Div I Games:

East Tenn. St.

■ Loss,
 ■ Non-Conf,
 ■ S Site,
 ■ Home
 ■ Away
 N Neutral

Average RPI Win:	238	WON-LOST	WINNING	LAST 12	STRENGTH OF	OPP. STRENGTH	TEAM	ADJ.	CONF.	ADJ CONF.
Average RPI Loss:	196	RECORD	PCT. RANK	GAMES	SCHEDULE	OF SCHEDULE	RPI	RPI	RPI	RPI
DIV. I ONLY	21- 8	54	8- 4	309	300	116	116	31	31	
DIV. I NON-CONF.	8- 4	88	0- 0	282	148	107	107	31	31	
TOTALS	RPI 1-25	RPI 26-50	W-L RECORDS	RPI 51-100	RPI 101-150	RPI 150+				
21- 8	0- 0	0- 0	OVERALL	1- 0	3- 2	17- 6				
11- 1	0- 0	0- 0	HOME	1- 0	2- 0	8- 1				
10- 6	0- 0	0- 0	AWAY	0- 0	1- 2	9- 4				
0- 1	0- 0	0- 0	NEUTRAL	0- 0	0- 0	0- 1				
8- 4	0- 0	0- 0	NON-CONFERENCE	1- 0	2- 1	5- 3				
4- 0	0- 0	0- 0	HOME	1- 0	1- 0	2- 0				
4- 4	0- 0	0- 0	AWAY	0- 0	1- 1	3- 3				
0- 0	0- 0	0- 0	NEUTRAL	0- 0	0- 0	0- 0				
13- 4	0- 0	0- 0	CONFERENCE	0- 0	1- 1	12- 3				
7- 1	0- 0	0- 0	HOME	0- 0	1- 0	6- 1				
6- 2	0- 0	0- 0	AWAY	0- 0	0- 1	6- 1				
0- 1	0- 0	0- 0	NEUTRAL	0- 0	0- 0	0- 1				

RPI 1-25			RPI 26-50			RPI 51-100			RPI 101+			Team's RPI: 116
RPI	S	Opponent	Score	RPI	S	Opponent	Score	RPI	S	Opponent	Score	
						93 H Illinois St.	83 69			101 A UT Martin	86 94	
										101 H UT Martin	70 63	
										115 A Missouri	54 56	
										127 H Indiana St.	75 60	
										144 A Bradley	59 58	
										161 A Ill.-Chicago	50 66	
										165 A SIU Edwardsville	73 70	
										165 H SIU Edwardsville	54 59	
										200 A Xavier	60 54	
										206 H Northern Ill.	72 62	
										212 A Tennessee Tech	52 51	
										212 N Tennessee Tech	72 81	
										234 H Western Ill.	88 55	
										244 A Sacramento St.	85 89	
										254 A IUPUI	64 49	
										267 A Eastern Ky.	79 76	
										267 H Eastern Ky.	64 51	
										276 A Valparaiso	50 53	
										277 A San Jose St.	93 71	
										286 H Austin Peay	80 46	
										292 A Murray St.	80 63	
										292 H Murray St.	76 51	
										297 A Morehead St.	57 59	
										297 H Morehead St.	78 58	
										301 H Tennessee St.	88 73	
										323 A Southeast Mo. St.	73 46	
LAST 12 Division I GAMES:												
						212 N Tennessee Tech	72 81			267 H Eastern Ky.	64 51	
						267 A Eastern Ky.	79 76			297 H Morehead St.	78 58	
						297 A Morehead St.	57 59			323 H Southeast Mo. St.	74 48	
						165 H SIU Edwardsville	54 59			292 A Murray St.	80 63	
						212 A Tennessee Tech	52 51			340 A Jacksonville St.	71 55	
						101 A UT Martin	86 94			301 H Tennessee St.	88 73	

Non-Div I Games: Oakland City 93 32

Eastern Ill.

■ Loss,
■ Non-Conf,
■ S Site,
■ H Home
■ A Away
N Neutral

RPI	S	Opponent	Score
323	H	Southeast Mo. St.	74 48
340	A	Jacksonville St.	71 55

E
a
s
t
e
r
n
I
l
l
.

E
a
s
t
e
r
n
I
l
l
.

Eastern Ill.

Eastern Ky.

Through Games Of Sunday, March 4, 2012

Average RPI Win: 300	WON-LOST	WINNING	LAST 12	STRENGTH OF	OPP. STRENGTH	TEAM	ADJ.	CONF.	ADJ CONF.
Average RPI Loss: 172	RECORD	PCT. RANK	GAMES	SCHEDULE	OF SCHEDULE	RPI	RPI	RPI	RPI
DIV. I ONLY	12- 16	212	4- 8	318	317	267	267	31	31
DIV. I NON-CONF.	4- 6	212	1- 0	279	232	254	254	31	31
TOTALS	RPI 1-25	RPI 26-50	W-L RECORDS	RPI 51-100	RPI 101-150	RPI 150+			
12- 16	0- 1	0- 0	OVERALL	0- 2	0- 3	12- 10			
5- 6	0- 1	0- 0	HOME	0- 0	0- 2	5- 3			
5- 7	0- 0	0- 0	AWAY	0- 1	0- 1	5- 5			
2- 3	0- 0	0- 0	NEUTRAL	0- 1	0- 0	2- 2			
4- 6	0- 1	0- 0	NON-CONFERENCE	0- 2	0- 0	4- 3			
2- 1	0- 1	0- 0	HOME	0- 0	0- 0	2- 0			
1- 3	0- 0	0- 0	AWAY	0- 1	0- 0	1- 2			
1- 2	0- 0	0- 0	NEUTRAL	0- 1	0- 0	1- 1			
8- 10	0- 0	0- 0	CONFERENCE	0- 0	0- 3	8- 7			
3- 5	0- 0	0- 0	HOME	0- 0	0- 2	3- 3			
4- 4	0- 0	0- 0	AWAY	0- 0	0- 1	4- 3			
1- 1	0- 0	0- 0	NEUTRAL	0- 0	0- 0	1- 1			

RPI 1-25				RPI 26-50				RPI 51-100				RPI 101+ Team's RPI: 267			
RPI	S	Opponent	Score	RPI	S	Opponent	Score	RPI	S	Opponent	Score	RPI	S	Opponent	Score
23	H	Louisville	53 77					66	N	Appalachian St.	62 64	101	H	UT Martin	61 84
								90	A	Miami (OH)	55 60	116	A	Eastern Ill.	51 64
												116	H	Eastern Ill.	76 79
												165	A	SIU Edwardsville	53 64
												165	H	SIU Edwardsville	55 66
												180	N	Campbell	52 64
												200	A	Xavier	61 66
												212	A	Tennessee Tech	51 66
												212	H	Tennessee Tech	67 82
												212	N	Tennessee Tech	65 81
												256	H	Belmont	60 46
												279	H	Longwood	80 62
												286	A	Austin Peay	61 59
												286	H	Austin Peay	63 66
												290	A	Western Mich.	71 60
												292	A	Murray St.	62 61
												297	A	Morehead St.	58 68
												297	H	Morehead St.	78 68
												301	A	Tennessee St.	73 66
												301	H	Tennessee St.	79 59
												301	N	Tennessee St.	70 55
												307	A	Evansville	56 63
												323	H	Southeast Mo. St.	52 37
												331	N	Chicago St.	67 56
												340	A	Jacksonville St.	80 76
LAST 12 Division I GAMES:															
				212	N	Tennessee Tech	65 81			116	A	Eastern Ill.	51 64		
				301	N	Tennessee St.	70 55			165	A	SIU Edwardsville	53 64		
				116	H	Eastern Ill.	76 79			301	A	Tennessee St.	73 66		
				165	H	SIU Edwardsville	55 66			212	H	Tennessee Tech	67 82		
				212	A	Tennessee Tech	51 66			279	H	Longwood	80 62		
				297	H	Morehead St.	78 68			101	H	UT Martin	61 84		

Non-Div I Games: Ky. Christian 97 61

Eastern Ky.

■ Loss,
 ■ Non-Conf,
 ■ S Site,
 ■ Home
 ■ Away
 N Neutral

Average RPI Win:	203	WON-LOST	WINNING	LAST 12	STRENGTH OF	OPP. STRENGTH	TEAM	ADJ.	CONF.	ADJ CONF.
Average RPI Loss:	122	RECORD	PCT. RANK	GAMES	SCHEDULE	OF SCHEDULE	RPI	RPI	RPI	RPI
DIV. I ONLY	20- 8	59	10- 2	144	145	65	65	12	12	
DIV. I NON-CONF.	7- 5	122	0- 0	100	146	84	84	13	13	
TOTALS	RPI 1-25	RPI 26-50	W-L RECORDS	RPI 51-100	RPI 101-150	RPI 150+				
20- 8	0- 1	1- 0	OVERALL	3- 2	0- 3	16- 2				
10- 1	0- 0	1- 0	HOME	2- 0	0- 1	7- 0				
9- 7	0- 1	0- 0	AWAY	1- 2	0- 2	8- 2				
1- 0	0- 0	0- 0	NEUTRAL	0- 0	0- 0	1- 0				
7- 5	0- 1	1- 0	NON-CONFERENCE	0- 1	0- 3	6- 0				
2- 1	0- 0	1- 0	HOME	0- 0	0- 1	1- 0				
4- 4	0- 1	0- 0	AWAY	0- 1	0- 2	4- 0				
1- 0	0- 0	0- 0	NEUTRAL	0- 0	0- 0	1- 0				
13- 3	0- 0	0- 0	CONFERENCE	3- 1	0- 0	10- 2				
8- 0	0- 0	0- 0	HOME	2- 0	0- 0	6- 0				
5- 3	0- 0	0- 0	AWAY	1- 1	0- 0	4- 2				
0- 0	0- 0	0- 0	NEUTRAL	0- 0	0- 0	0- 0				

RPI 1-25				RPI 26-50				RPI 51-100				RPI 101+			
RPI	S	Opponent	Score	RPI	S	Opponent	Score	RPI	S	Opponent	Score	RPI	S	Opponent	Score
25	A	Green Bay	53 84	44	H	Michigan	77 64	60	A	Bowling Green	54 70	108	A	Detroit	69 70
								62	A	Michigan St.	59 60	138	A	Seattle	72 75
								76	A	Toledo	70 66	148	H	UMKC	68 70
								76	H	Toledo	54 33	162	A	Central Mich.	46 61
								90	H	Miami (OH)	77 66	162	H	Central Mich.	73 60
												190	A	Northeastern	83 53
												202	H	Akron	91 46
												206	A	Northern Ill.	77 57
												206	H	Northern Ill.	64 52
												217	A	Loyola Chicago	63 55
												230	A	Buffalo	72 54
												233	N	Saint Louis	66 55
												237	H	Wyoming	65 43
												245	A	Canisius	65 53
												248	A	Ohio	63 53
												257	A	Cornell	54 52
												270	A	Ball St.	51 54
												270	H	Ball St.	74 43
												290	A	Western Mich.	83 56
												290	H	Western Mich.	84 59
												295	H	Kent St.	83 47
LAST 12 Division I GAMES:															
162	A	Central Mich.	46 61	90	H	Miami (OH)	77 66	248	A	Ohio	63 53				
270	H	Ball St.	74 43	202	H	Akron	91 46	230	A	Buffalo	72 54				
76	H	Toledo	54 33	60	A	Bowling Green	54 70	162	H	Central Mich.	73 60				
206	A	Northern Ill.	77 57												
290	A	Western Mich.	83 56												
295	H	Kent St.	83 47												

Non-Div I Games: Marygrove 110 31

Eastern Mich.

Average RPI Win: 224		WON-LOST	WINNING	LAST 12	STRENGTH OF	OPP. STRENGTH	TEAM	ADJ.	CONF.	ADJ CONF.
Average RPI Loss: 106		RECORD	PCT. RANK	GAMES	SCHEDULE	OF SCHEDULE	RPI	RPI	RPI	RPI
DIV. I ONLY		14- 13	157	7- 5	115	136	152	152	18	18
DIV. I NON-CONF.		4- 7	229	0- 0	38	70	153	153	15	15
TOTALS		RPI 1-25	RPI 26-50	W-L RECORDS		RPI 51-100	RPI 101-150	RPI 150+		
14- 13	0- 1	0- 1		OVERALL		1- 5	2- 3	11- 3		
6- 7	0- 0	0- 0		HOME		1- 3	1- 1	4- 3		
7- 6	0- 1	0- 1		AWAY		0- 2	1- 2	6- 0		
1- 0	0- 0	0- 0		NEUTRAL		0- 0	0- 0	1- 0		
4- 7		0- 1	0- 1	NON-CONFERENCE		1- 3	0- 1	3- 1		
2- 3		0- 0	0- 0	HOME		1- 2	0- 0	1- 1		
1- 4		0- 1	0- 1	AWAY		0- 1	0- 1	1- 0		
1- 0		0- 0	0- 0	NEUTRAL		0- 0	0- 0	1- 0		
10- 6		0- 0	0- 0	CONFERENCE		0- 2	2- 2	8- 2		
4- 4		0- 0	0- 0	HOME		0- 1	1- 1	3- 2		
6- 2		0- 0	0- 0	AWAY		0- 1	1- 1	5- 0		
0- 0		0- 0	0- 0	NEUTRAL		0- 0	0- 0	0- 0		

RPI 1-25				RPI 26-50				RPI 51-100				RPI 101+				Team's RPI: 152	
RPI	S	Opponent	Score	RPI	S	Opponent	Score	RPI	S	Opponent	Score	RPI	S	Opponent	Score		
17	A	Gonzaga	69 75	43	A	BYU	58 77	57	H	Hofstra	69 90	130	A	Northern Colo.	49 56		
								67	A	Arizona St.	43 74	130	H	Northern Colo.	53 56		
								70	H	Oregon St.	60 74	134	A	Pacific	60 69		
								71	A	Idaho St.	58 63	145	A	Montana St.	66 52		
								71	H	Idaho St.	50 63	145	H	Montana St.	79 73		
								74	H	San Diego	68 57	169	A	Montana	67 57		
												169	H	Montana	46 53		
												181	A	Portland	76 60		
												184	A	Portland St.	75 67		
												184	H	Portland St.	69 76		
												223	N	Arkansas St.	72 51		
												241	H	Boise St.	63 72		
												244	A	Sacramento St.	90 84		
												244	H	Sacramento St.	78 62		
												274	H	Idaho	76 61		
												293	A	Northern Ariz.	74 56		
												293	H	Northern Ariz.	84 58		
												333	A	Weber St.	72 60		
												333	H	Weber St.	78 45		
LAST 12 Division I GAMES:																	
				71	A	Idaho St.	58 63	293	H	Northern Ariz.	84 58						
				71	H	Idaho St.	50 63	145	A	Montana St.	66 52						
				184	H	Portland St.	69 76	169	A	Montana	67 57						
				130	A	Northern Colo.	49 56	184	A	Portland St.	75 67						
				333	H	Weber St.	78 45	130	H	Northern Colo.	53 56						
				244	A	Sacramento St.	90 84	244	H	Sacramento St.	78 62						

Non-Div I Games:	Eastern Ore.	68	55	Corban	89	54
------------------	--------------	----	----	--------	----	----

Eastern Wash.

Loss, Non-Conf, S Site, H Home A Away N Neutral

Average RPI Win: 257	WON-LOST	WINNING	LAST 12	STRENGTH OF	OPP. STRENGTH	TEAM	ADJ.	CONF.	ADJ CONF.
Average RPI Loss: 117	RECORD	PCT. RANK	GAMES	SCHEDULE	OF SCHEDULE	RPI	RPI	RPI	RPI
DIV. I ONLY	14- 14	165	7- 5	202	208	176	176	14	14
DIV. I NON-CONF.	2- 5	266	0- 0	269	171	289	289	20	20
TOTALS	RPI 1-25	RPI 26-50	W-L RECORDS	RPI 51-100	RPI 101-150	RPI 150+			
14- 14	0- 0	0- 1	OVERALL	0- 6	1- 4	13- 3			
8- 3	0- 0	0- 0	HOME	0- 3	1- 0	7- 0			
5- 8	0- 0	0- 1	AWAY	0- 3	0- 2	5- 2			
1- 3	0- 0	0- 0	NEUTRAL	0- 0	0- 2	1- 1			
2- 5	0- 0	0- 1	NON-CONFERENCE	0- 0	0- 2	2- 2			
1- 0	0- 0	0- 0	HOME	0- 0	0- 0	1- 0			
0- 3	0- 0	0- 1	AWAY	0- 0	0- 1	0- 1			
1- 2	0- 0	0- 0	NEUTRAL	0- 0	0- 1	1- 1			
12- 9	0- 0	0- 0	CONFERENCE	0- 6	1- 2	11- 1			
7- 3	0- 0	0- 0	HOME	0- 3	1- 0	6- 0			
5- 5	0- 0	0- 0	AWAY	0- 3	0- 1	5- 1			
0- 1	0- 0	0- 0	NEUTRAL	0- 0	0- 1	0- 0			

RPI 1-25				RPI 26-50				RPI 51-100				RPI 101+				Team's RPI: 176	
RPI	S	Opponent	Score	RPI	S	Opponent	Score	RPI	S	Opponent	Score	RPI	S	Opponent	Score		
				36	A	West Virginia	36 84	59	A	Chattanooga	65 80	114	A	Samford	53 67		
								59	H	Chattanooga	46 59	114	H	Samford	69 44		
								66	A	Appalachian St.	68 84	114	N	Samford	36 67		
								66	H	Appalachian St.	58 72	140	A	Charlotte	58 89		
								85	A	Davidson	66 75	142	N	Robert Morris	65 69		
								85	H	Davidson	51 78	180	H	Campbell	89 88		
												198	A	Furman	60 75		
												198	H	Furman	76 58		
												224	A	East Carolina	46 60		
												232	A	Western Caro.	51 45		
												232	H	Western Caro.	73 46		
												255	N	Massachusetts	56 76		
												259	A	Col. of Charleston	63 50		
												259	H	Col. of Charleston	51 46		
												281	A	Wofford	74 68		
												281	H	Wofford	72 59		
												302	A	Ga. Southern	83 53		
												302	H	Ga. Southern	61 60		
												309	A	UNC Greensboro	69 50		
												309	H	UNC Greensboro	57 43		
												336	N	Wagner	60 57		
LAST 12 Division I GAMES:																	
				114	N	Samford	36 67	85	H	Davidson	51 78						
				232	H	Western Caro.	73 46	309	A	UNC Greensboro	69 50						
				281	H	Wofford	72 59	198	H	Furman	76 58						
				259	A	Col. of Charleston	63 50	59	A	Chattanooga	65 80						
				302	A	Ga. Southern	83 53	114	A	Samford	53 67						
				66	A	Appalachian St.	68 84	309	H	UNC Greensboro	57 43						

Non-Div I Games: Virginia Intermont 105 53 Virginia Union 70 46

Elon

■ Loss,
 ■ Non-Conf, S Site,
 ■ Home
 ■ Away
 N Neutral

Average RPI Win: 225	WON-LOST	WINNING	LAST 12	STRENGTH OF	OPP. STRENGTH	TEAM	ADJ.	CONF.	ADJ CONF.
Average RPI Loss: 144	RECORD	PCT. RANK	GAMES	SCHEDULE	OF SCHEDULE	RPI	RPI	RPI	RPI
DIV. I ONLY	5- 24	321	1- 11	145	141	307	307	10	10
DIV. I NON-CONF.	3- 8	269	0- 0	243	327	302	302	10	10
TOTALS	RPI 1-25	RPI 26-50	W-L RECORDS	RPI 51-100	RPI 101-150	RPI 150+			
5- 24	0- 0	0- 0	OVERALL	1- 6	1- 10	3- 8			
4- 9	0- 0	0- 0	HOME	1- 2	1- 3	2- 4			
0- 14	0- 0	0- 0	AWAY	0- 4	0- 7	0- 3			
1- 1	0- 0	0- 0	NEUTRAL	0- 0	0- 0	1- 1			
3- 8	0- 0	0- 0	NON-CONFERENCE	0- 1	0- 3	3- 4			
2- 2	0- 0	0- 0	HOME	0- 0	0- 0	2- 2			
0- 5	0- 0	0- 0	AWAY	0- 1	0- 3	0- 1			
1- 1	0- 0	0- 0	NEUTRAL	0- 0	0- 0	1- 1			
2- 16	0- 0	0- 0	CONFERENCE	1- 5	1- 7	0- 4			
2- 7	0- 0	0- 0	HOME	1- 2	1- 3	0- 2			
0- 9	0- 0	0- 0	AWAY	0- 3	0- 4	0- 2			
0- 0	0- 0	0- 0	NEUTRAL	0- 0	0- 0	0- 0			

RPI S	Opponent	Score	RPI S	Opponent	Score	RPI S	Opponent	Score	RPI S	Opponent	Score	Team's RPI: 307
						53	A Missouri St.	62 76	101	A UT Martin	69 78	
						53	H Missouri St.	49 74	105	A Cincinnati	34 64	
						60	A Bowling Green	54 71	109	A Wichita St.	43 69	
						84	A Creighton	33 65	109	H Wichita St.	51 57	
						84	H Creighton	48 45	115	A Missouri	51 74	
						93	A Illinois St.	49 62	127	A Indiana St.	54 73	
						93	H Illinois St.	59 62	127	H Indiana St.	47 58	
									144	A Bradley	64 82	
									144	H Bradley	71 59	
									146	A UNI	53 58	
									146	H UNI	51 61	
									153	A Drake	53 67	
									153	H Drake	51 55	
									168	H Marshall	48 60	
									221	N Brown	47 55	
									267	H Eastern Ky.	63 56	
									270	H Ball St.	50 55	
									271	A Southern Ill.	46 72	
									271	H Southern Ill.	60 74	
									292	A Murray St.	61 76	
									292	H Murray St.	78 48	
									337	N Troy	59 49	
LAST 12 Division I GAMES:												
			127	H Indiana St.	47 58		84	H Creighton	48 45			
			93	H Illinois St.	59 62		146	A UNI	53 58			
			271	A Southern Ill.	46 72		144	A Bradley	64 82			
			109	A Wichita St.	43 69		271	H Southern Ill.	60 74			
			53	A Missouri St.	62 76		53	H Missouri St.	49 74			
			153	H Drake	51 55		109	H Wichita St.	51 57			

Non-Div I Games:

Evansville

Average RPI Win:	231	WON-LOST	WINNING	LAST 12	STRENGTH OF	OPP. STRENGTH	TEAM	ADJ.	CONF.	ADJ CONF.
Average RPI Loss:	121	RECORD	PCT. RANK	GAMES	SCHEDULE	OF SCHEDULE	RPI	RPI	RPI	RPI
DIV. I ONLY	21- 9	69	9- 3	262	188	135	135	17	17	
DIV. I NON-CONF.	9- 3	61	0- 0	238	227	125	125	16	16	
TOTALS	RPI 1-25	RPI 26-50	W-L RECORDS	RPI 51-100	RPI 101-150	RPI 150+				
21- 9	0- 1	0- 2	OVERALL	1- 1	4- 1	16- 4				
12- 4	0- 1	0- 1	HOME	1- 1	3- 0	8- 1				
5- 5	0- 0	0- 1	AWAY	0- 0	0- 1	5- 3				
4- 0	0- 0	0- 0	NEUTRAL	0- 0	1- 0	3- 0				
9- 3	0- 1	0- 0	NON-CONFERENCE	1- 1	2- 0	6- 1				
6- 2	0- 1	0- 0	HOME	1- 1	2- 0	3- 0				
1- 1	0- 0	0- 0	AWAY	0- 0	0- 0	1- 1				
2- 0	0- 0	0- 0	NEUTRAL	0- 0	0- 0	2- 0				
12- 6	0- 0	0- 2	CONFERENCE	0- 0	2- 1	10- 3				
6- 2	0- 0	0- 1	HOME	0- 0	1- 0	5- 1				
4- 4	0- 0	0- 1	AWAY	0- 0	0- 1	4- 2				
2- 0	0- 0	0- 0	NEUTRAL	0- 0	1- 0	1- 0				

RPI	S	Opponent	Score	RPI	S	Opponent	Score	RPI	S	Opponent	Score	RPI	S	Opponent	Score	Team's RPI: 135
6	H	Maryland	52 84	37	A	Middle Tenn.	53 58	58	H	Fla. Gulf Coast	72 80	111	A	UALR	58 63	
				37	H	Middle Tenn.	60 74	83	H	Albany (NY)	69 56	119	H	Auburn	64 55	
												131	H	Denver	58 42	
												131	N	Denver	67 59	
												148	H	Florida A&M	79 64	
												158	A	Fla. Atlantic	49 51	
												158	H	Fla. Atlantic	49 50	
												173	A	South Ala.	50 48	
												173	H	South Ala.	58 55	
												195	A	UCF	61 46	
												204	H	North Texas	68 65	
												223	A	Arkansas St.	52 45	
												226	A	Western Ky.	48 65	
												226	H	Western Ky.	60 56	
												251	H	La.-Monroe	65 55	
												280	H	Jacksonville	63 37	
												289	H	CSU Bakersfield	82 59	
												296	H	Morgan St.	77 60	
												299	A	UTSA	54 61	
												303	A	La.-Lafayette	78 48	
												303	N	La.-Lafayette	74 53	
												315	N	Delaware St.	73 57	
												337	A	Troy	65 41	
												337	H	Troy	74 52	
												340	N	Jacksonville St.	79 52	
LAST 12 Division I GAMES:																
		131	N	Denver	67	59				131	H	Denver	58	42		
		303	N	La.-Lafayette	74	53				204	H	North Texas	68	65		
		173	H	South Ala.	58	55				158	A	Fla. Atlantic	49	51		
		337	H	Troy	74	52				337	A	Troy	65	41		
		223	A	Arkansas St.	52	45				226	H	Western Ky.	60	56		
		111	A	UALR	58	63				158	H	Fla. Atlantic	49	50		

Non-Div I Games: Lynn

68 30

FIU

■ Loss,
 ■ Non-Conf, S Site,
 ■ Home
 ■ Away
 N Neutral

Fairfield

Through Games Of Sunday, March 4, 2012

Average RPI Win:	246	WON-LOST	WINNING	LAST 12	STRENGTH OF	OPP. STRENGTH	TEAM	ADJ.	CONF.	ADJ CONF.
Average RPI Loss:	109	RECORD	PCT. RANK	GAMES	SCHEDULE	OF SCHEDULE	RPI	RPI	RPI	RPI
DIV. I ONLY	24- 7	30	10- 2	308	189	94	94	22	22	
DIV. I NON-CONF.	7- 4	98	0- 0	317	110	157	157	22	22	
TOTALS	RPI 1-25	RPI 26-50	W-L RECORDS	RPI 51-100	RPI 101-150	RPI 150+				
24- 7	0- 1	0- 2	OVERALL	0- 1	2- 1	22- 2				
11- 1	0- 0	0- 1	HOME	0- 0	1- 0	10- 0				
10- 5	0- 1	0- 1	AWAY	0- 1	1- 0	9- 2				
3- 1	0- 0	0- 0	NEUTRAL	0- 0	0- 1	3- 0				
7- 4	0- 1	0- 0	NON-CONFERENCE	0- 1	2- 1	5- 1				
3- 0	0- 0	0- 0	HOME	0- 0	1- 0	2- 0				
3- 3	0- 1	0- 0	AWAY	0- 1	1- 0	2- 1				
1- 1	0- 0	0- 0	NEUTRAL	0- 0	0- 1	1- 0				
17- 3	0- 0	0- 2	CONFERENCE	0- 0	0- 0	17- 1				
8- 1	0- 0	0- 1	HOME	0- 0	0- 0	8- 0				
7- 2	0- 0	0- 1	AWAY	0- 0	0- 0	7- 1				
2- 0	0- 0	0- 0	NEUTRAL	0- 0	0- 0	2- 0				

RPI 1-25				RPI 26-50				RPI 51-100				Team's RPI: 94	RPI 101+			
RPI	S	Opponent	Score	RPI	S	Opponent	Score	RPI	S	Opponent	Score		RPI	S	Opponent	Score
5	A	Connecticut	40 93	48	A	Marist	54 60	75	A	Quinnipiac	55 64		125	N	Providence	43 75
				48	H	Marist	47 59						134	H	Pacific	56 47
													137	A	La Salle	55 52
													186	A	Loyola Maryland	48 55
													186	H	Loyola Maryland	44 42
													192	A	Manhattan	63 59
													192	H	Manhattan	58 49
													215	A	Niagara	56 50
													215	H	Niagara	57 46
													221	A	Brown	63 55
													228	A	Iona	78 64
													228	H	Iona	62 58
													228	N	Iona	61 45
													242	A	Siena	68 49
													242	H	Siena	52 48
													242	N	Siena	63 48
													245	A	Canisius	63 51
													245	H	Canisius	55 43
													275	A	Vermont	48 65
													285	A	Rider	49 30
													285	H	Rider	51 35
													316	N	Rhode Island	66 56
													319	A	Saint Peter's	59 47
													319	H	Saint Peter's	61 44
													326	A	St. Francis (NY)	53 30
													327	H	Stony Brook	42 34
LAST 12 Division I GAMES:																
				242	N	Siena	63 48						186	A	Loyola Maryland	48 55
				228	N	Iona	61 45						48	A	Marist	54 60
				285	A	Rider	49 30						319	H	Saint Peter's	61 44
				186	H	Loyola Maryland	44 42						285	H	Rider	51 35
				245	A	Canisius	63 51						228	A	Iona	78 64
				215	A	Niagara	56 50						192	H	Manhattan	58 49

Non-Div I Games:

Fairfield

■ Loss,
■ Non-Conf,
■ S Site,
■ Home
■ A Away
N Neutral

RPI	S	Opponent	Score
338	H	Columbia	54 44

F
a
i
r
f
i
e
l
d

F
a
i
r
f
i
e
l
d

Fairfield

Average RPI Win:	255	WON-LOST	WINNING	LAST 12	STRENGTH OF	OPP. STRENGTH	TEAM	ADJ.	CONF.	ADJ CONF.
Average RPI Loss:	152	RECORD	PCT. RANK	GAMES	SCHEDULE	OF SCHEDULE	RPI	RPI	RPI	RPI
DIV. I ONLY	13- 18	218	4- 8	265	197	236	236	15	15	
DIV. I NON-CONF.	5- 7	208	0- 0	292	219	266	266	21	21	
TOTALS	RPI 1-25	RPI 26-50	W-L RECORDS	RPI 51-100	RPI 101-150	RPI 150+				
13- 18	0- 1	0- 1	OVERALL	1- 3	1- 3	11- 10				
6- 8	0- 0	0- 0	HOME	1- 2	0- 2	5- 4				
6- 9	0- 0	0- 0	AWAY	0- 1	1- 1	5- 6				
1- 1	0- 0	0- 1	NEUTRAL	0- 0	0- 0	1- 0				
5- 7	0- 1	0- 1	NON-CONFERENCE	0- 1	0- 0	5- 4				
3- 2	0- 0	0- 0	HOME	0- 1	0- 0	3- 1				
1- 4	0- 1	0- 0	AWAY	0- 0	0- 0	1- 3				
1- 1	0- 0	0- 1	NEUTRAL	0- 0	0- 0	1- 0				
8- 11	0- 0	0- 0	CONFERENCE	1- 2	1- 3	6- 6				
3- 6	0- 0	0- 0	HOME	1- 1	0- 2	2- 3				
5- 5	0- 0	0- 0	AWAY	0- 1	1- 1	4- 3				
0- 0	0- 0	0- 0	NEUTRAL	0- 0	0- 0	0- 0				

RPI 1-25				RPI 26-50				RPI 51-100				RPI 101+ Team's RPI: 236			
RPI	S	Opponent	Score	RPI	S	Opponent	Score	RPI	S	Opponent	Score	RPI	S	Opponent	Score
5	A	Connecticut	28 74	38	N	Dayton	48 84	61	H	Howard	56 66	110	A	LIU Brooklyn	71 65
								68	A	Sacred Heart	58 62	110	H	LIU Brooklyn	67 70
								68	H	Sacred Heart	47 62	142	A	Robert Morris	50 79
								75	H	Quinnipiac	74 65	142	H	Robert Morris	49 73
												151	H	Yale	51 80
												154	A	Saint Francis (PA)	56 69
												154	H	Saint Francis (PA)	58 60
												156	A	Monmouth	72 64
												156	H	Monmouth	60 64
												193	A	Mt. St. Mary's	51 62
												193	H	Mt. St. Mary's	63 58
												203	A	Boston College	57 68
												213	A	Central Conn. St.	49 51
												230	N	Buffalo	63 54
												239	A	Bryant	54 43
												262	A	Army	37 51
												285	A	Rider	68 69
												319	H	Saint Peter's	55 46
												324	A	NJIT	68 57
												326	A	St. Francis (NY)	70 60
												326	H	St. Francis (NY)	47 62
												327	H	Stony Brook	51 48
												336	A	Wagner	66 62
												336	H	Wagner	86 49
												338	H	Columbia	71 51
LAST 12 Division I GAMES:															
		68	A	Sacred Heart	58	62				156	A	Monmouth	72	64	
		110	H	LIU Brooklyn	67	70				75	H	Quinnipiac	74	65	
		326	H	St. Francis (NY)	47	62				68	H	Sacred Heart	47	62	
		336	A	Wagner	66	62				239	A	Bryant	54	43	
		193	A	Mt. St. Mary's	51	62				213	A	Central Conn. St.	49	51	
		156	H	Monmouth	60	64				142	H	Robert Morris	49	73	

Non-Div I Games:

Fairleigh Dickinson

■ Loss,
 ■ Non-Conf,
 ■ S Site,
 ■ H Home
 ■ A Away
 N Neutral

Average RPI Win:	235	WON-LOST	WINNING	LAST 12	STRENGTH OF	OPP. STRENGTH	TEAM	ADJ.	CONF.	ADJ CONF.
Average RPI Loss:	132	RECORD	PCT. RANK	GAMES	SCHEDULE	OF SCHEDULE	RPI	RPI	RPI	RPI
DIV. I ONLY	15- 11	129	9- 3	205	210	158	158	17	17	
DIV. I NON-CONF.	3- 6	239	0- 0	217	251	271	271	16	16	
TOTALS	RPI 1-25	RPI 26-50	W-L RECORDS	RPI 51-100	RPI 101-150	RPI 150+				
15- 11	0- 0	0- 4	OVERALL	0- 0	3- 2	12- 5				
9- 2	0- 0	0- 1	HOME	0- 0	2- 0	7- 1				
4- 7	0- 0	0- 2	AWAY	0- 0	1- 1	3- 2				
2- 2	0- 0	0- 0	NEUTRAL	0- 0	0- 0	2- 2				
3- 6	0- 0	0- 2	NON-CONFERENCE	0- 0	0- 1	3- 3				
2- 1	0- 0	0- 0	HOME	0- 0	0- 0	2- 1				
0- 3	0- 0	0- 2	AWAY	0- 0	0- 1	0- 0				
1- 2	0- 0	0- 0	NEUTRAL	0- 0	0- 0	1- 2				
12- 5	0- 0	0- 2	CONFERENCE	0- 0	3- 1	9- 2				
7- 1	0- 0	0- 1	HOME	0- 0	2- 0	5- 0				
4- 4	0- 0	0- 1	AWAY	0- 0	1- 1	3- 2				
1- 0	0- 0	0- 0	NEUTRAL	0- 0	0- 0	1- 0				

RPI 1-25			RPI 26-50			RPI 51-100			RPI 101+			Team's RPI: 158			
RPI	S	Opponent	Score	RPI	S	Opponent	Score	RPI	S	Opponent	Score	RPI	S	Opponent	Score
				37	A	Middle Tenn.	41 65					111	A	UALR	38 60
				37	H	Middle Tenn.	37 55					120	A	Stetson	37 52
				44	A	Michigan	51 73					131	H	Denver	51 50
				47	A	Kansas	63 82					135	A	FIU	50 49
												135	H	FIU	51 49
												170	N	Lamar	61 66
												173	A	South Ala.	57 66
												173	H	South Ala.	41 40
												204	H	North Texas	71 63
												204	N	North Texas	56 55
												223	A	Arkansas St.	57 44
												226	A	Western Ky.	60 71
												226	H	Western Ky.	60 58
												233	H	Saint Louis	63 70
												251	H	La.-Monroe	65 58
												254	N	IUPUI	64 74
												272	H	North Florida	63 52
												298	H	Bethune-Cookman	68 46
												298	N	Bethune-Cookman	71 70
												303	A	La.-Lafayette	66 52
												337	A	Troy	66 46
												337	H	Troy	68 62
LAST 12 Division I GAMES:															
				204	N	North Texas	56 55					131	H	Denver	51 50
				337	H	Troy	68 62					135	H	FIU	51 49
				173	H	South Ala.	41 40					173	A	South Ala.	57 66
				37	A	Middle Tenn.	41 65					226	H	Western Ky.	60 58
				226	A	Western Ky.	60 71					135	A	FIU	50 49
				204	H	North Texas	71 63					337	A	Troy	66 46

Non-Div I Games: Webber Int'l 77 52 Warner 76 50

Average RPI Win:	237	WON-LOST	WINNING	LAST 12	STRENGTH OF	OPP. STRENGTH	TEAM	ADJ.	CONF.	ADJ CONF.
Average RPI Loss:	134	RECORD	PCT. RANK	GAMES	SCHEDULE	OF SCHEDULE	RPI	RPI	RPI	RPI
DIV. I ONLY	28- 2	7	12- 0	303	272	58	58	30	30	
DIV. I NON-CONF.	7- 2	47	0- 0	195	61	63	63	30	30	
TOTALS	RPI 1-25	RPI 26-50	W-L RECORDS	RPI 51-100	RPI 101-150	RPI 150+				
28- 2	0- 0	1- 0	OVERALL	1- 1	4- 0	22- 1				
12- 0	0- 0	1- 0	HOME	1- 0	1- 0	9- 0				
12- 1	0- 0	0- 0	AWAY	0- 0	2- 0	10- 1				
4- 1	0- 0	0- 0	NEUTRAL	0- 1	1- 0	3- 0				
7- 2	0- 0	1- 0	NON-CONFERENCE	1- 1	1- 0	4- 1				
3- 0	0- 0	1- 0	HOME	1- 0	0- 0	1- 0				
3- 1	0- 0	0- 0	AWAY	0- 0	1- 0	2- 1				
1- 1	0- 0	0- 0	NEUTRAL	0- 1	0- 0	1- 0				
21- 0	0- 0	0- 0	CONFERENCE	0- 0	3- 0	18- 0				
9- 0	0- 0	0- 0	HOME	0- 0	1- 0	8- 0				
9- 0	0- 0	0- 0	AWAY	0- 0	1- 0	8- 0				
3- 0	0- 0	0- 0	NEUTRAL	0- 0	1- 0	2- 0				

RPI 1-25				RPI 26-50				RPI 51-100				Team's RPI: 58		RPI 101+			
RPI	S	Opponent	Score	RPI	S	Opponent	Score	RPI	S	Opponent	Score			RPI	S	Opponent	Score
				49	H	Richmond	81 67	62	H	Michigan St.	59 58			120	A	Stetson	59 55
								88	N	North Carolina St.	64 69			120	H	Stetson	79 56
														120	N	Stetson	67 39
														135	A	FIU	80 72
														179	A	Seton Hall	51 57
														195	A	UCF	75 36
														220	H	Virginia Tech	69 41
														250	A	Hawaii	72 52
														256	A	Belmont	57 50
														256	H	Belmont	54 34
														260	A	Kennesaw St.	87 50
														260	H	Kennesaw St.	58 51
														260	N	Kennesaw St.	76 53
														269	A	East Tenn. St.	71 64
														269	H	East Tenn. St.	88 60
														269	N	East Tenn. St.	79 63
														272	A	North Florida	72 61
														272	H	North Florida	68 34
														273	N	Alcorn St.	85 38
														280	A	Jacksonville	70 60
														280	H	Jacksonville	74 51
														291	A	S.C. Upstate	76 63
														291	H	S.C. Upstate	77 53
														325	A	Mercer	98 50
														325	H	Mercer	92 55
														332	A	Lipscomb	76 59
LAST 12 Division I GAMES:																	
				120	N	Stetson	67 39	256	H	Belmont	54 34						
				260	N	Kennesaw St.	76 53	332	H	Lipscomb	97 54						
				269	N	East Tenn. St.	79 63	280	A	Jacksonville	70 60						
				269	A	East Tenn. St.	71 64	272	A	North Florida	72 61						
				291	A	S.C. Upstate	76 63	260	H	Kennesaw St.	58 51						
				120	H	Stetson	79 56	325	H	Mercer	92 55						

Non-Div I Games: Webber Int'l 106 27

RPI	S	Opponent	Score
332	H	Lipscomb	97 54

Fla. Gulf Coast

Fla. Gulf Coast

Fla. Gulf Coast

1- 1		0- 1		0- 0		NEUTRAL		0- 0		1- 0		0- 0			
RPI 1-25				RPI 26-50		Team's RPI: 41		RPI 51-100				RPI 101+			
RPI	S	Opponent	Score	RPI	S	Opponent	Score	RPI	S	Opponent	Score	RPI	S	Opponent	Score
4	A	Tennessee	59 75	28	A	Vanderbilt	69 75	77	H	Duquesne	62 49	114	H	Samford	81 56
9	A	Kentucky	52 57	34	A	South Carolina	58 62	80	H	Hampton	63 46	119	H	Auburn	70 56
9	H	Kentucky	56 59	34	H	South Carolina	44 49	99	H	Florida St.	72 58	119	N	Auburn	70 60
9	N	Kentucky	67 71	35	A	Arkansas	72 73					120	H	Stetson	71 57
13	N	Rutgers	49 63	44	H	Michigan	66 69					134	A	Pacific	73 78
20	A	LSU	73 64									137	N	La Salle	85 74
20	H	LSU	62 58									140	N	Charlotte	82 73
24	A	Georgia	55 61									143	H	Mississippi St.	79 45
24	H	Georgia	61 57									178	H	Alabama	61 37
												188	A	Ole Miss	59 55
												188	H	Ole Miss	84 55
												210	H	Charleston So.	83 59
												256	H	Belmont	72 45
												278	A	San Francisco	91 68
LAST 12 Division I GAMES:															
				9	N	Kentucky	67 71	34	A	South Carolina	58 62				
				119	N	Auburn	70 60	119	H	Auburn	70 56				
				4	A	Tennessee	59 75	188	H	Ole Miss	84 55				
				143	H	Mississippi St.	79 45	20	A	LSU	73 64				
				24	H	Georgia	61 57	35	A	Arkansas	72 73				
				28	A	Vanderbilt	69 75	9	A	Kentucky	52 57				

Florida

Page 96

Florida A&M

Through Games Of Sunday, March 4, 2012

Average RPI Win:	280	WON-LOST	WINNING	LAST 12	STRENGTH OF	OPP. STRENGTH	TEAM	ADJ.	CONF.	ADJ CONF.
Average RPI Loss:	108	RECORD	PCT. RANK	GAMES	SCHEDULE	OF SCHEDULE	RPI	RPI	RPI	RPI
DIV. I ONLY	21- 7	34	10- 2	334	302	148	148	28	28	
DIV. I NON-CONF.	7- 5	122	0- 0	248	205	137	137	25	25	
TOTALS	RPI 1-25	RPI 26-50	W-L RECORDS	RPI 51-100	RPI 101-150	RPI 150+				
21- 7	0- 1	0- 1	OVERALL	0- 2	1- 1	20- 2				
8- 3	0- 1	0- 1	HOME	0- 1	1- 0	7- 0				
12- 4	0- 0	0- 0	AWAY	0- 1	0- 1	12- 1				
1- 0	0- 0	0- 0	NEUTRAL	0- 0	0- 0	1- 0				
7- 5	0- 1	0- 1	NON-CONFERENCE	0- 0	1- 1	6- 2				
1- 2	0- 1	0- 1	HOME	0- 0	1- 0	0- 0				
5- 3	0- 0	0- 0	AWAY	0- 0	0- 1	5- 2				
1- 0	0- 0	0- 0	NEUTRAL	0- 0	0- 0	1- 0				
14- 2	0- 0	0- 0	CONFERENCE	0- 2	0- 0	14- 0				
7- 1	0- 0	0- 0	HOME	0- 1	0- 0	7- 0				
7- 1	0- 0	0- 0	AWAY	0- 1	0- 0	7- 0				
0- 0	0- 0	0- 0	NEUTRAL	0- 0	0- 0	0- 0				

RPI 1-25				RPI 26-50				RPI 51-100				RPI 101+ Team's RPI: 148			
RPI	S	Opponent	Score	RPI	S	Opponent	Score	RPI	S	Opponent	Score	RPI	S	Opponent	Score
23	H	Louisville	66 86	32	H	Nebraska	64 72	61	A	Howard	61 68	103	H	UAB	69 59
								80	H	Hampton	43 46	135	A	FIU	64 79
												195	A	UCF	51 67
												205	A	Southern Miss.	77 68
												216	A	Md.-East. Shore	54 49
												227	A	Nicholls St.	69 77
												261	A	N.C. A&T	70 68
												261	H	N.C. A&T	68 63
												266	H	Norfolk St.	81 64
												280	A	Jacksonville	78 59
												282	A	South Carolina St.	75 69
												282	H	South Carolina St.	79 62
												286	A	Austin Peay	86 77
												287	A	Southeastern La.	85 63
												296	H	Morgan St.	88 57
												298	A	Bethune-Cookman	81 57
												298	H	Bethune-Cookman	65 51
												301	A	Tennessee St.	90 75
												315	A	Delaware St.	84 65
												320	A	Savannah St.	58 45
												320	H	Savannah St.	55 50
												329	N	Northwestern St.	77 53
												341	A	N.C. Central	78 51
												341	H	N.C. Central	102 66
LAST 12 Division I GAMES:															
296	H	Morgan St.	88 57	261	H	N.C. A&T	68 63								
266	H	Norfolk St.	81 64	341	H	N.C. Central	102 66								
80	H	Hampton	43 46	298	H	Bethune-Cookman	65 51								
282	A	South Carolina St.	75 69	315	A	Delaware St.	84 65								
320	A	Savannah St.	58 45	216	A	Md.-East. Shore	54 49								
61	A	Howard	61 68	282	H	South Carolina St.	79 62								

Non-Div I Games:

Florida A&M

Loss, Non-Conf, S Site, H Home A Away N Neutral

Average RPI Win: 183		WON-LOST	WINNING	LAST 12	STRENGTH OF		OPP. STRENGTH	TEAM	ADJ.	CONF.	ADJ CONF.
Average RPI Loss: 36		RECORD	PCT. RANK	GAMES	SCHEDULE		OF SCHEDULE	RPI	RPI	RPI	RPI
DIV. I ONLY		14- 17	193	4- 8	33		43	99	99	6	6
DIV. I NON-CONF.		8- 6	128	0- 0	30		21	72	72	6	6
TOTALS		RPI 1-25	RPI 26-50		W-L RECORDS		RPI 51-100	RPI 101-150		RPI 150+	
14- 17	0- 7	0- 5		OVERALL		2- 5	2- 0		10- 0		
6- 8	0- 5	0- 1		HOME		0- 2	1- 0		5- 0		
6- 7	0- 2	0- 3		AWAY		1- 2	0- 0		5- 0		
2- 2	0- 0	0- 1		NEUTRAL		1- 1	1- 0		0- 0		
8- 6	0- 1	0- 5		NON-CONFERENCE		1- 0	2- 0		5- 0		
4- 2	0- 1	0- 1		HOME		0- 0	1- 0		3- 0		
2- 3	0- 0	0- 3		AWAY		0- 0	0- 0		2- 0		
2- 1	0- 0	0- 1		NEUTRAL		1- 0	1- 0		0- 0		
6- 11	0- 6	0- 0		CONFERENCE		1- 5	0- 0		5- 0		
2- 6	0- 4	0- 0		HOME		0- 2	0- 0		2- 0		
4- 4	0- 2	0- 0		AWAY		1- 2	0- 0		3- 0		
0- 1	0- 0	0- 0		NEUTRAL		0- 1	0- 0		0- 0		

RPI 1-25				RPI 26-50				RPI 51-100				Team's RPI: 99		RPI 101+			
RPI	S	Opponent	Score	RPI	S	Opponent	Score	RPI	S	Opponent	Score			RPI	S	Opponent	Score
6	H	Maryland	70 91	27	A	Ohio St.	75 78	51	A	Virginia	52 62			121	N	Minnesota	68 56
10	A	Duke	66 73	28	A	Vanderbilt	59 64	51	H	Virginia	57 66			140	H	Charlotte	64 62
10	H	Duke	57 67	32	H	Nebraska	63 66	86	A	Wake Forest	55 65			151	H	Yale	92 58
12	A	Miami (FL)	60 67	35	N	Arkansas	52 55	88	A	North Carolina St.	67 64			187	H	Alabama A&M	86 41
12	H	Miami (FL)	57 60	41	A	Florida	58 72	88	N	North Carolina St.	71 74			195	A	UCF	60 47
14	H	Georgia Tech	55 79					89	H	North Carolina	66 71			202	A	Akron	90 64
23	H	Louisville	76 85					91	N	South Fla.	62 49			203	A	Boston College	68 59
LAST 12 Division I GAMES:																	
				88	N	North Carolina St.	71 74	86	A	Wake Forest	55 65						
				51	H	Virginia	57 66	220	H	Virginia Tech	78 60						
				247	A	Clemson	74 52	51	A	Virginia	52 62						
				12	A	Miami (FL)	60 67	88	A	North Carolina St.	67 64						
				89	H	North Carolina	66 71	14	H	Georgia Tech	55 79						
				10	H	Duke	57 67	203	A	Boston College	68 59						

Non-Div I Games:

Florida St.

Loss, Non-Conf, S Site, H Home A Away N Neutral

Average RPI Win: 227	WON-LOST	WINNING	LAST 12	STRENGTH OF	OPP. STRENGTH	TEAM	ADJ.	CONF.	ADJ CONF.
Average RPI Loss: 121	RECORD	PCT. RANK	GAMES	SCHEDULE	OF SCHEDULE	RPI	RPI	RPI	RPI
DIV. I ONLY	12- 18	226	2- 10	153	114	197	197	9	9
DIV. I NON-CONF.	9- 6	117	0- 0	201	267	151	151	8	8
TOTALS	RPI 1-25	RPI 26-50	W-L RECORDS	RPI 51-100	RPI 101-150	RPI 150+			
12- 18	0- 2	0- 3	OVERALL	1- 4	0- 4	11- 5			
6- 8	0- 0	0- 1	HOME	1- 2	0- 3	5- 2			
6- 9	0- 2	0- 2	AWAY	0- 2	0- 1	6- 2			
0- 1	0- 0	0- 0	NEUTRAL	0- 0	0- 0	0- 1			
9- 6	0- 1	0- 0	NON-CONFERENCE	1- 1	0- 1	8- 3			
4- 3	0- 0	0- 0	HOME	1- 1	0- 1	3- 1			
5- 2	0- 1	0- 0	AWAY	0- 0	0- 0	5- 1			
0- 1	0- 0	0- 0	NEUTRAL	0- 0	0- 0	0- 1			
3- 12	0- 1	0- 3	CONFERENCE	0- 3	0- 3	3- 2			
2- 5	0- 0	0- 1	HOME	0- 1	0- 2	2- 1			
1- 7	0- 1	0- 2	AWAY	0- 2	0- 1	1- 1			
0- 0	0- 0	0- 0	NEUTRAL	0- 0	0- 0	0- 0			

RPI 1-25				RPI 26-50				RPI 51-100				RPI 101+ Team's RPI: 197			
RPI	S	Opponent	Score	RPI	S	Opponent	Score	RPI	S	Opponent	Score	RPI	S	Opponent	Score
13	A	Rutgers	48 68	38	H	Dayton	37 62	55	A	Saint Joseph's	46 57	133	H	Coppin St.	60 61
15	A	St. Bonaventure	45 52	46	A	Temple	51 69	55	A	Saint Joseph's	52 63	137	A	La Salle	62 68
				49	A	Richmond	50 63	74	H	San Diego	44 42	137	H	La Salle	55 56
								77	H	Duquesne	50 56	140	H	Charlotte	41 61
								83	H	Albany (NY)	42 59	166	A	Holy Cross	54 43
												175	N	TCU	47 48
												177	H	Winthrop	76 53
												192	A	Manhattan	59 49
												195	A	UCF	70 57
												200	H	Xavier	57 68
												206	H	Navy	47 43
												233	H	Saint Louis	64 61
												240	A	George Washington	43 54
												255	A	Massachusetts	56 54
												257	H	Cornell	39 40
												265	H	Cleveland St.	52 43
												315	A	Delaware St.	63 48
												316	H	Rhode Island	69 49
												327	A	Stony Brook	41 37
												330	A	Bucknell	39 49
LAST 12 Division I GAMES:															
55	A	Saint Joseph's	52 63	46	A	Temple	51 69								
233	H	Saint Louis	64 61	137	H	La Salle	55 56								
15	A	St. Bonaventure	45 52	255	A	Massachusetts	56 54								
49	A	Richmond	50 63	140	H	Charlotte	41 61								
77	H	Duquesne	50 56	38	H	Dayton	37 62								
200	H	Xavier	57 68	55	A	Saint Joseph's	46 57								

Non-Div I Games:

Fordham

■ Loss,
■ Non-Conf,
■ S Site,
■ H Home
■ A Away
N Neutral

Average RPI Win:	223	WON-LOST	WINNING	LAST 12	STRENGTH OF	OPP. STRENGTH	TEAM	ADJ.	CONF.	ADJ CONF.
Average RPI Loss:	111	RECORD	PCT. RANK	GAMES	SCHEDULE	OF SCHEDULE	RPI	RPI	RPI	RPI
DIV. I ONLY	25- 5	14	11- 1	253	149	63	63	25	25	
DIV. I NON-CONF.	12- 4	61	0- 0	139	65	58	58	24	24	
TOTALS	RPI 1-25	RPI 26-50	W-L RECORDS	RPI 51-100	RPI 101-150	RPI 150+				
25- 5	1- 1	0- 1	OVERALL	0- 0	6- 2	18- 1				
13- 1	1- 1	0- 0	HOME	0- 0	4- 0	8- 0				
11- 4	0- 0	0- 1	AWAY	0- 0	2- 2	9- 1				
1- 0	0- 0	0- 0	NEUTRAL	0- 0	0- 0	1- 0				
12- 4	1- 1	0- 1	NON-CONFERENCE	0- 0	4- 2	7- 0				
6- 1	1- 1	0- 0	HOME	0- 0	3- 0	2- 0				
5- 3	0- 0	0- 1	AWAY	0- 0	1- 2	4- 0				
1- 0	0- 0	0- 0	NEUTRAL	0- 0	0- 0	1- 0				
13- 1	0- 0	0- 0	CONFERENCE	0- 0	2- 0	11- 1				
7- 0	0- 0	0- 0	HOME	0- 0	1- 0	6- 0				
6- 1	0- 0	0- 0	AWAY	0- 0	1- 0	5- 1				
0- 0	0- 0	0- 0	NEUTRAL	0- 0	0- 0	0- 0				

RPI 1-25				RPI 26-50				RPI 51-100				Team's RPI: 63	RPI 101+			
RPI	S	Opponent	Score	RPI	S	Opponent	Score	RPI	S	Opponent	Score		RPI	S	Opponent	Score
2	H	Stanford	59 93	30	A	Southern California	57 65						104	A	UNLV	71 73
22	H	Oklahoma	69 66										123	H	Oregon	81 71
													134	H	Pacific	61 52
													136	A	Utah St.	90 67
													136	H	Utah St.	78 60
													138	H	Seattle	71 61
													141	A	Pepperdine	78 81
													150	A	Cal Poly	79 76
													163	A	Cal St. Northridge	70 61
													183	H	Santa Clara	83 71
													191	A	SMU	88 67
													194	A	Louisiana Tech	61 59
													194	H	Louisiana Tech	65 62
													250	A	Hawaii	83 52
													250	H	Hawaii	83 48
													274	A	Idaho	72 49
													274	H	Idaho	76 68
													277	A	San Jose St.	61 62
													277	H	San Jose St.	76 49
													289	H	CSU Bakersfield	88 59
													301	N	Tennessee St.	83 66
													310	A	UC Riverside	67 62
													312	A	Nevada	85 67
													312	H	Nevada	85 67
													313	A	Texas-Arlington	78 48
													328	A	New Mexico St.	79 54
LAST 12 Division I GAMES:																
328	H	New Mexico St.	79 43	312	A	Nevada	85 67									
194	H	Louisiana Tech	65 62	194	A	Louisiana Tech	61 59									
277	A	San Jose St.	61 62	328	A	New Mexico St.	79 54									
250	A	Hawaii	83 52	250	H	Hawaii	83 48									
136	H	Utah St.	78 60	277	H	San Jose St.	76 49									
274	H	Idaho	76 68	274	A	Idaho	72 49									

Non-Div I Games:

Fresno St.

■ Loss,
 ■ Non-Conf, S Site,
 ■ Home
 ■ Away
 N Neutral

RPI	S	Opponent	Score
328	H	New Mexico St.	79 43

F
r
e
s
n
o
s
t
.

F
r
e
s
n
o
s
t
.

Fresno St.

Average RPI Win: 261	WON-LOST	WINNING	LAST 12	STRENGTH OF	OPP. STRENGTH	TEAM	ADJ.	CONF.	ADJ CONF.
Average RPI Loss: 123	RECORD	PCT. RANK	GAMES	SCHEDULE	OF SCHEDULE	RPI	RPI	RPI	RPI
DIV. I ONLY	15- 16	172	4- 8	246	194	198	198	14	14
DIV. I NON-CONF.	4- 5	201	0- 0	286	203	237	237	20	20
TOTALS	RPI 1-25	RPI 26-50	W-L RECORDS	RPI 51-100	RPI 101-150	RPI 150+			
15- 16	0- 1	0- 1	OVERALL	1- 6	0- 3	14- 5			
8- 6	0- 0	0- 0	HOME	1- 2	0- 1	7- 3			
6- 9	0- 1	0- 1	AWAY	0- 3	0- 2	6- 2			
1- 1	0- 0	0- 0	NEUTRAL	0- 1	0- 0	1- 0			
4- 5	0- 1	0- 1	NON-CONFERENCE	0- 0	0- 1	4- 2			
3- 1	0- 0	0- 0	HOME	0- 0	0- 0	3- 1			
1- 4	0- 1	0- 1	AWAY	0- 0	0- 1	1- 1			
0- 0	0- 0	0- 0	NEUTRAL	0- 0	0- 0	0- 0			
11- 11	0- 0	0- 0	CONFERENCE	1- 6	0- 2	10- 3			
5- 5	0- 0	0- 0	HOME	1- 2	0- 1	4- 2			
5- 5	0- 0	0- 0	AWAY	0- 3	0- 1	5- 1			
1- 1	0- 0	0- 0	NEUTRAL	0- 1	0- 0	1- 0			

RPI 1-25				RPI 26-50				RPI 51-100				RPI 101+ Team's RPI: 198			
RPI	S	Opponent	Score	RPI	S	Opponent	Score	RPI	S	Opponent	Score	RPI	S	Opponent	Score
24	A	Georgia	58 83	34	A	South Carolina	33 72	59	A	Chattanooga	53 71	114	A	Samford	66 71
								59	H	Chattanooga	75 61	114	H	Samford	40 42
								59	N	Chattanooga	38 60	140	A	Charlotte	53 89
								66	A	Appalachian St.	70 85	168	H	Marshall	62 54
								66	H	Appalachian St.	63 78	176	A	Elon	58 76
								85	A	Davidson	57 78	176	H	Elon	75 60
								85	H	Davidson	50 61	210	A	Charleston So.	78 80
												232	A	Western Caro.	57 54
												232	H	Western Caro.	48 51
												247	H	Clemson	67 68
												249	A	Presbyterian	63 47
												259	A	Col. of Charleston	60 51
												259	H	Col. of Charleston	61 68
												281	A	Wofford	72 53
												281	H	Wofford	76 66
												302	A	Ga. Southern	66 60
												302	H	Ga. Southern	67 57
												309	A	UNC Greensboro	66 64
												309	H	UNC Greensboro	53 48
												309	N	UNC Greensboro	63 58
												335	H	UNC Asheville	71 59
												337	H	Troy	75 57
LAST 12 Division I GAMES:															
				59	N	Chattanooga	38 60	114	H	Samford	40 42				
				309	N	UNC Greensboro	63 58	232	H	Western Caro.	48 51				
				302	H	Ga. Southern	67 57	59	H	Chattanooga	75 61				
				259	H	Col. of Charleston	61 68	176	A	Elon	58 76				
				281	A	Wofford	72 53	85	A	Davidson	57 78				
				66	A	Appalachian St.	70 85	66	H	Appalachian St.	63 78				

Non-Div I Games:

Furman

■ Loss,
 ■ Non-Conf,
 ■ S Site,
 ■ H Home
 ■ A Away
 N Neutral

Ga. Southern

Through Games Of Sunday, March 4, 2012

Average RPI Win:	289	WON-LOST	WINNING	LAST 12	STRENGTH OF	OPP. STRENGTH	TEAM	ADJ.	CONF.	ADJ CONF.
Average RPI Loss:	152	RECORD	PCT. RANK	GAMES	SCHEDULE	OF SCHEDULE	RPI	RPI	RPI	RPI
DIV. I ONLY	7- 22	298	2- 10	224	240	302	302	14	14	
DIV. I NON-CONF.	3- 5	226	0- 0	264	288	273	273	20	20	
TOTALS	RPI 1-25	RPI 26-50	W-L RECORDS	RPI 51-100	RPI 101-150	RPI 150+				
7- 22	0- 1	0- 0	OVERALL	0- 6	0- 3	7- 12				
4- 10	0- 1	0- 0	HOME	0- 3	0- 2	4- 4				
2- 10	0- 0	0- 0	AWAY	0- 3	0- 1	2- 6				
1- 2	0- 0	0- 0	NEUTRAL	0- 0	0- 0	1- 2				
3- 5	0- 1	0- 0	NON-CONFERENCE	0- 0	0- 1	3- 3				
1- 3	0- 1	0- 0	HOME	0- 0	0- 1	1- 1				
1- 1	0- 0	0- 0	AWAY	0- 0	0- 0	1- 1				
1- 1	0- 0	0- 0	NEUTRAL	0- 0	0- 0	1- 1				
4- 17	0- 0	0- 0	CONFERENCE	0- 6	0- 2	4- 9				
3- 7	0- 0	0- 0	HOME	0- 3	0- 1	3- 3				
1- 9	0- 0	0- 0	AWAY	0- 3	0- 1	1- 5				
0- 1	0- 0	0- 0	NEUTRAL	0- 0	0- 0	0- 1				

RPI 1-25				RPI 26-50				RPI 51-100				RPI 101+ Team's RPI: 302			
RPI	S	Opponent	Score	RPI	S	Opponent	Score	RPI	S	Opponent	Score	RPI	S	Opponent	Score
24	H	Georgia	49 68					59	A	Chattanooga	52 67	114	A	Samford	41 67
								59	H	Chattanooga	60 66	114	H	Samford	47 53
								66	A	Appalachian St.	45 64	120	H	Stetson	51 61
								66	H	Appalachian St.	46 57	159	N	Stephen F. Austin	40 49
								85	A	Davidson	48 72	164	H	Arizona	46 88
								85	H	Davidson	62 69	176	A	Elon	60 61
												176	H	Elon	53 83
												178	A	Alabama	34 67
												198	A	Furman	57 67
												198	H	Furman	60 66
												232	A	Western Caro.	46 55
												232	H	Western Caro.	41 40
												232	N	Western Caro.	56 61
												259	A	Col. of Charleston	35 34
												259	H	Col. of Charleston	44 47
												280	H	Jacksonville	52 46
												281	A	Wofford	55 70
												281	H	Wofford	56 48
												309	A	UNC Greensboro	54 55
												309	H	UNC Greensboro	59 47
												325	A	Mercer	57 55
												340	N	Jacksonville St.	72 49
LAST 12 Division I GAMES:															
232	N	Western Caro.	56 61	114	A	Samford	41 67	59	A	Chattanooga	52 67	232	H	Western Caro.	41 40
198	A	Furman	57 67	85	H	Davidson	62 69	66	H	Appalachian St.	46 57				
232	A	Western Caro.	46 55	281	A	Wofford	55 70	259	H	Col. of Charleston	44 47				
309	H	UNC Greensboro	59 47												
176	H	Elon	53 83												
59	A	Chattanooga	52 67												

Non-Div I Games: Southern Wesleyan 75 40

Ga. Southern

■ Loss,
 ■ Non-Conf, S Site,
 ■ Home
 ■ Away
 N Neutral

Average RPI Win:	300	WON-LOST	WINNING	LAST 12	STRENGTH OF	OPP. STRENGTH	TEAM	ADJ.	CONF.	ADJ CONF.
Average RPI Loss:	179	RECORD	PCT. RANK	GAMES	SCHEDULE	OF SCHEDULE	RPI	RPI	RPI	RPI
DIV. I ONLY	4- 24	327	2- 10	207	295	322	322	27	27	
DIV. I NON-CONF.	1- 10	328	0- 1	152	223	303	303	28	28	
TOTALS	RPI 1-25	RPI 26-50	W-L RECORDS	RPI 51-100	RPI 101-150	RPI 150+				
4- 24	0- 2	0- 1	OVERALL	0- 3	0- 2	4- 16				
2- 9	0- 0	0- 0	HOME	0- 1	0- 1	2- 7				
2- 13	0- 1	0- 0	AWAY	0- 2	0- 1	2- 9				
0- 2	0- 1	0- 1	NEUTRAL	0- 0	0- 0	0- 0				
1- 10	0- 2	0- 1	NON-CONFERENCE	0- 3	0- 0	1- 4				
0- 3	0- 0	0- 0	HOME	0- 1	0- 0	0- 2				
1- 5	0- 1	0- 0	AWAY	0- 2	0- 0	1- 2				
0- 2	0- 1	0- 1	NEUTRAL	0- 0	0- 0	0- 0				
3- 14	0- 0	0- 0	CONFERENCE	0- 0	0- 2	3- 12				
2- 6	0- 0	0- 0	HOME	0- 0	0- 1	2- 5				
1- 8	0- 0	0- 0	AWAY	0- 0	0- 1	1- 7				
0- 0	0- 0	0- 0	NEUTRAL	0- 0	0- 0	0- 0				

RPI 1-25				RPI 26-50				RPI 51-100				RPI 101+ Team's RPI: 322			
RPI	S	Opponent	Score	RPI	S	Opponent	Score	RPI	S	Opponent	Score	RPI	S	Opponent	Score
10	N	Duke	31 97	30	N	Southern California	41 82	66	H	Appalachian St.	41 69	107	A	Liberty	44 76
23	A	Louisville	27 92					85	A	Davidson	46 67	107	H	Liberty	51 78
								89	A	North Carolina	44 109	155	A	High Point	41 63
												155	H	High Point	46 66
												177	A	Winthrop	48 86
												177	H	Winthrop	55 65
												180	A	Campbell	52 62
												210	A	Charleston So.	66 86
												210	H	Charleston So.	53 63
												229	A	Radford	59 55
												229	H	Radford	50 63
												249	A	Presbyterian	43 54
												249	H	Presbyterian	57 59
												260	H	Kennesaw St.	48 68
												279	A	Longwood	65 76
												281	H	Wofford	50 58
												294	A	Coastal Caro.	40 54
												294	H	Coastal Caro.	73 63
												332	A	Lipscomb	65 76
												335	A	UNC Asheville	62 74
												335	H	UNC Asheville	69 52
												341	A	N.C. Central	56 45
LAST 12 Division I GAMES:															
155	H	High Point	46 66	177	H	Winthrop	55 65	210	A	Charleston So.	66 86	294	A	Coastal Caro.	40 54
229	A	Radford	59 55	107	A	Liberty	44 76	107	H	Liberty	51 78	229	H	Radford	50 63
279	A	Longwood	65 76	335	H	UNC Asheville	69 52	335	A	UNC Asheville	62 74				
249	H	Presbyterian	57 59												

Non-Div I Games:

Gardner-Webb

■ Loss,
 ■ Non-Conf, S Site,
 ■ Home
 ■ Away
 N Neutral

George Mason

Through Games Of Sunday, March 4, 2012

Average RPI Win:	208	WON-LOST	WINNING	LAST 12	STRENGTH OF	OPP. STRENGTH	TEAM	ADJ.	CONF.	ADJ CONF.
Average RPI Loss:	112	RECORD	PCT. RANK	GAMES	SCHEDULE	OF SCHEDULE	RPI	RPI	RPI	RPI
DIV. I ONLY	14- 15	174	6- 6	162	92	171	171	7	7	
DIV. I NON-CONF.	6- 5	139	0- 0	300	236	220	220	7	7	
TOTALS	RPI 1-25	RPI 26-50	W-L RECORDS	RPI 51-100	RPI 101-150	RPI 150+				
14- 15	0- 3	0- 2	OVERALL	2- 3	2- 2	10- 5				
10- 5	0- 2	0- 1	HOME	1- 1	1- 1	8- 0				
4- 10	0- 1	0- 1	AWAY	1- 2	1- 1	2- 5				
0- 0	0- 0	0- 0	NEUTRAL	0- 0	0- 0	0- 0				
6- 5	0- 1	0- 0	NON-CONFERENCE	0- 0	0- 2	6- 2				
4- 2	0- 1	0- 0	HOME	0- 0	0- 1	4- 0				
2- 3	0- 0	0- 0	AWAY	0- 0	0- 1	2- 2				
0- 0	0- 0	0- 0	NEUTRAL	0- 0	0- 0	0- 0				
8- 10	0- 2	0- 2	CONFERENCE	2- 3	2- 0	4- 3				
6- 3	0- 1	0- 1	HOME	1- 1	1- 0	4- 0				
2- 7	0- 1	0- 1	AWAY	1- 2	1- 0	0- 3				
0- 0	0- 0	0- 0	NEUTRAL	0- 0	0- 0	0- 0				

RPI 1-25				RPI 26-50				RPI 51-100				RPI 101+ Team's RPI: 171			
RPI	S	Opponent	Score	RPI	S	Opponent	Score	RPI	S	Opponent	Score	RPI	S	Opponent	Score
6	H	Maryland	50 78	33	A	James Madison	45 49	57	H	Hofstra	70 82	106	A	VCU	69 59
7	A	Delaware	53 71	33	H	James Madison	54 66	79	A	Drexel	56 51	106	H	VCU	71 58
7	H	Delaware	54 66					82	A	UNC Wilmington	53 61	122	H	American	51 55
								96	A	Towson	68 70	124	A	UMBC	53 65
								96	H	Towson	78 54	190	A	Northeastern	54 58
												190	H	Northeastern	75 62
												196	A	Old Dominion	68 71
												196	H	Old Dominion	85 69
												219	A	William & Mary	66 76
												219	H	William & Mary	82 70
												235	H	Oakland	59 48
												240	H	George Washington	58 55
												243	H	Georgia St.	70 68
												248	A	Ohio	59 75
												255	H	Massachusetts	55 52
												266	A	Norfolk St.	57 60
												279	A	Longwood	80 58
												327	A	Stony Brook	54 50
												335	H	UNC Asheville	88 59
LAST 12 Division I GAMES:															
33	H	James Madison	54 66	190	H	Northeastern	75 62	33	A	James Madison	45 49	79	A	Drexel	56 51
106	A	VCU	69 59	196	A	Old Dominion	68 71	96	H	Towson	78 54	106	H	VCU	71 58
7	A	Delaware	53 71												
243	H	Georgia St.	70 68												
96	A	Towson	68 70												
57	H	Hofstra	70 82												

Non-Div I Games:

George Mason

■ Loss,
 ■ Non-Conf, S Site,
 ■ Home
 ■ Away
 N Neutral

Average RPI Win: 244	WON-LOST	WINNING	LAST 12	STRENGTH OF	OPP. STRENGTH	TEAM	ADJ.	CONF.	ADJ CONF.
Average RPI Loss: 110	RECORD	PCT. RANK	GAMES	SCHEDULE	OF SCHEDULE	RPI	RPI	RPI	RPI
DIV. I ONLY	11- 18	240	3- 9	233	99	240	240	9	9
DIV. I NON-CONF.	7- 7	160	0- 0	320	159	255	255	8	8
TOTALS	RPI 1-25	RPI 26-50	W-L RECORDS	RPI 51-100	RPI 101-150	RPI 150+			
11- 18	0- 2	0- 5	OVERALL	0- 3	1- 3	10- 5			
6- 8	0- 1	0- 2	HOME	0- 0	1- 2	5- 3			
3- 9	0- 1	0- 3	AWAY	0- 2	0- 1	3- 2			
2- 1	0- 0	0- 0	NEUTRAL	0- 1	0- 0	2- 0			
7- 7	0- 1	0- 1	NON-CONFERENCE	0- 0	1- 1	6- 4			
3- 4	0- 1	0- 0	HOME	0- 0	1- 0	2- 3			
2- 3	0- 0	0- 1	AWAY	0- 0	0- 1	2- 1			
2- 0	0- 0	0- 0	NEUTRAL	0- 0	0- 0	2- 0			
4- 11	0- 1	0- 4	CONFERENCE	0- 3	0- 2	4- 1			
3- 4	0- 0	0- 2	HOME	0- 0	0- 2	3- 0			
1- 6	0- 1	0- 2	AWAY	0- 2	0- 0	1- 1			
0- 1	0- 0	0- 0	NEUTRAL	0- 1	0- 0	0- 0			

RPI 1-25				RPI 26-50				RPI 51-100				RPI 101+ Team's RPI: 240			
RPI	S	Opponent	Score	RPI	S	Opponent	Score	RPI	S	Opponent	Score	RPI	S	Opponent	Score
13	H	Rutgers	54 75	29	A	Georgetown	50 59	55	A	Saint Joseph's	49 52	119	A	Auburn	47 55
15	A	St. Bonaventure	69 80	38	H	Dayton	56 74	77	A	Duquesne	50 76	122	H	American	60 49
				46	A	Temple	54 75	77	N	Duquesne	55 69	137	H	La Salle	47 69
				49	A	Richmond	57 74					140	H	Charlotte	60 61
				49	H	Richmond	51 63					171	A	George Mason	55 58
												186	H	Loyola Maryland	62 70
												196	H	Old Dominion	58 52
												197	H	Fordham	54 43
												200	H	Xavier	54 44
												219	A	William & Mary	74 66
												220	H	Virginia Tech	48 55
												229	H	Radford	83 59
												233	H	Saint Louis	68 58
												255	A	Massachusetts	53 56
												296	H	Morgan St.	68 73
												313	A	Texas-Arlington	63 41
												316	A	Rhode Island	63 42
												317	N	Maine	54 46
												342	N	Houston Baptist	80 44
LAST 12 Division I GAMES:															
				77	N	Duquesne	55 69	200	H	Xavier	54 44				
				55	A	Saint Joseph's	49 52	15	A	St. Bonaventure	69 80				
				137	H	La Salle	47 69	38	H	Dayton	56 74				
				255	A	Massachusetts	53 56	233	H	Saint Louis	68 58				
				46	A	Temple	54 75	77	A	Duquesne	50 76				
				49	H	Richmond	51 63	316	A	Rhode Island	63 42				

Non-Div I Games:

George Washington

■ Loss,
 ■ Non-Conf,
 S Site,
 ■ Home
 ■ Away
 N Neutral

Georgetown

Through Games Of Sunday, March 4, 2012

Average RPI Win:	147	WON-LOST	WINNING	LAST 12	STRENGTH OF	OPP. STRENGTH	TEAM	ADJ.	CONF.	ADJ CONF.
Average RPI Loss:	15	RECORD	PCT. RANK	GAMES	SCHEDULE	OF SCHEDULE	RPI	RPI	RPI	RPI
DIV. I ONLY	22- 8	45	8- 4	34	36	29	29	3	3	
DIV. I NON-CONF.	11- 2	24	0- 0	97	103	25	25	2	2	
TOTALS	RPI 1-25	RPI 26-50	W-L RECORDS	RPI 51-100	RPI 101-150	RPI 150+				
22- 8	3- 7	2- 1	OVERALL	3- 0	5- 0	9- 0				
10- 4	2- 4	0- 0	HOME	1- 0	1- 0	6- 0				
10- 3	0- 3	2- 0	AWAY	2- 0	4- 0	2- 0				
2- 1	1- 0	0- 1	NEUTRAL	0- 0	0- 0	1- 0				
11- 2	2- 2	0- 0	NON-CONFERENCE	0- 0	2- 0	7- 0				
6- 0	1- 0	0- 0	HOME	0- 0	0- 0	5- 0				
3- 2	0- 2	0- 0	AWAY	0- 0	2- 0	1- 0				
2- 0	1- 0	0- 0	NEUTRAL	0- 0	0- 0	1- 0				
11- 6	1- 5	2- 1	CONFERENCE	3- 0	3- 0	2- 0				
4- 4	1- 4	0- 0	HOME	1- 0	1- 0	1- 0				
7- 1	0- 1	2- 0	AWAY	2- 0	2- 0	1- 0				
0- 1	0- 0	0- 1	NEUTRAL	0- 0	0- 0	0- 0				

RPI 1-25				RPI 26-50				Team's RPI: 29		RPI 51-100				RPI 101+			
RPI	S	Opponent	Score	RPI	S	Opponent	Score		RPI	S	Opponent	Score	RPI	S	Opponent	Score	
3	H	Notre Dame	60 80	36	A	West Virginia	64 54		91	A	South Fla.	66 56	104	A	UNLV	64 45	
5	A	Connecticut	38 80	36	N	West Virginia	32 39		97	A	Syracuse	65 62	105	A	Cincinnati	65 54	
6	A	Maryland	53 72	39	A	Villanova	60 54		97	H	Syracuse	69 42	125	H	Providence	66 39	
11	H	St. John's (NY)	45 54										128	A	Marquette	67 39	
12	H	Miami (FL)	71 46										133	A	Coppin St.	70 54	
13	H	Rutgers	54 36										156	H	Monmouth	64 44	
18	H	DePaul	50 59										179	H	Seton Hall	56 51	
20	A	LSU	40 51										199	A	Pittsburgh	82 54	
23	H	Louisville	61 64										240	H	George Washington	59 50	
24	N	Georgia	64 56										275	N	Vermont	65 53	
LAST 12 Division I GAMES:																	
		36	N	West Virginia	32	39			179	H	Seton Hall	56	51				
		11	H	St. John's (NY)	45	54			105	A	Cincinnati	65	54				
		97	A	Syracuse	65	62			13	H	Rutgers	54	36				
		125	H	Providence	66	39			36	A	West Virginia	64	54				
		39	A	Villanova	60	54			23	H	Louisville	61	64				
		5	A	Connecticut	38	80			128	A	Marquette	67	39				

Non-Div I Games:

Georgetown

■ Loss,
■ Non-Conf, S Site,
■ Home
■ Away
N Neutral

Georgia

Through Games Of Sunday, March 4, 2012

Average RPI Win:	141	WON-LOST	WINNING	LAST 12	STRENGTH OF	OPP. STRENGTH	TEAM	ADJ.	CONF.	ADJ CONF.
Average RPI Loss:	21	RECORD	PCT. RANK	GAMES	SCHEDULE	OF SCHEDULE	RPI	RPI	RPI	RPI
DIV. I ONLY	22- 8	45	7- 5	26	38	24	24	2	2	
DIV. I NON-CONF.	11- 2	24	0- 0	84	113	35	35	3	3	
TOTALS	RPI 1-25	RPI 26-50	W-L RECORDS	RPI 51-100	RPI 101-150	RPI 150+				
22- 8	2- 4	5- 4	OVERALL	1- 0	4- 0	10- 0				
13- 2	2- 2	4- 0	HOME	1- 0	1- 0	5- 0				
7- 3	0- 1	1- 2	AWAY	0- 0	2- 0	4- 0				
2- 3	0- 1	0- 2	NEUTRAL	0- 0	1- 0	1- 0				
11- 2	1- 1	1- 1	NON-CONFERENCE	1- 0	1- 0	7- 0				
7- 0	1- 0	1- 0	HOME	1- 0	0- 0	4- 0				
2- 0	0- 0	0- 0	AWAY	0- 0	0- 0	2- 0				
2- 2	0- 1	0- 1	NEUTRAL	0- 0	1- 0	1- 0				
11- 6	1- 3	4- 3	CONFERENCE	0- 0	3- 0	3- 0				
6- 2	1- 2	3- 0	HOME	0- 0	1- 0	1- 0				
5- 3	0- 1	1- 2	AWAY	0- 0	2- 0	2- 0				
0- 1	0- 0	0- 1	NEUTRAL	0- 0	0- 0	0- 0				

RPI 1-25				Team's RPI: 24		RPI 26-50				RPI 51-100				RPI 101+			
RPI	S	Opponent	Score	RPI	S	Opponent	Score	RPI	S	Opponent	Score	RPI	S	Opponent	Score		
4	A	Tennessee	51 80	28	A	Vanderbilt	48 68	66	H	Appalachian St.	81 37	119	A	Auburn	70 45		
4	H	Tennessee	50 67	28	H	Vanderbilt	76 63					143	A	Mississippi St.	68 51		
9	H	Kentucky	64 69	29	N	Georgetown	56 64					143	H	Mississippi St.	70 60		
14	H	Georgia Tech	75 68	30	H	Southern California	67 60					145	N	Montana St.	63 49		
17	N	Gonzaga	68 71	34	A	South Carolina	61 59					175	H	TCU	83 60		
20	H	LSU	62 46	34	N	South Carolina	55 59					178	A	Alabama	81 66		
				35	H	Arkansas	67 57					188	A	Ole Miss	61 47		
				41	A	Florida	57 61					188	H	Ole Miss	87 52		
				41	H	Florida	61 55					190	N	Northeastern	81 61		
												198	H	Furman	83 58		
												259	H	Col. of Charleston	73 48		
												282	H	South Carolina St.	85 48		
												302	A	Ga. Southern	68 49		
												325	A	Mercer	80 43		
LAST 12 Division I GAMES:																	
				34	N	South Carolina	55 59	178	A	Alabama	81 66						
				20	H	LSU	62 46	143	H	Mississippi St.	70 60						
				188	H	Ole Miss	87 52	4	H	Tennessee	50 67						
				41	A	Florida	57 61	28	A	Vanderbilt	48 68						
				34	A	South Carolina	61 59	188	A	Ole Miss	61 47						
				28	H	Vanderbilt	76 63	9	H	Kentucky	64 69						

Non-Div I Games:

Georgia

■ Loss,
 ■ Non-Conf, S Site,
 ■ Home
 ■ Away
 N Neutral

Average RPI Win:	234	WON-LOST	WINNING	LAST 12	STRENGTH OF	OPP. STRENGTH	TEAM	ADJ.	CONF.	ADJ CONF.
Average RPI Loss:	100	RECORD	PCT. RANK	GAMES	SCHEDULE	OF SCHEDULE	RPI	RPI	RPI	RPI
DIV. I ONLY	8- 21	283	2- 10	106	102	243	243	7	7	
DIV. I NON-CONF.	6- 5	139	0- 0	115	297	162	162	7	7	
TOTALS	RPI 1-25	RPI 26-50	W-L RECORDS	RPI 51-100	RPI 101-150	RPI 150+				
8- 21	0- 2	0- 2	OVERALL	0- 9	0- 2	8- 6				
5- 10	0- 2	0- 1	HOME	0- 4	0- 1	5- 2				
2- 10	0- 0	0- 1	AWAY	0- 5	0- 1	2- 2				
1- 1	0- 0	0- 0	NEUTRAL	0- 0	0- 0	1- 1				
6- 5	0- 1	0- 0	NON-CONFERENCE	0- 2	0- 0	6- 2				
3- 3	0- 1	0- 0	HOME	0- 1	0- 0	3- 1				
2- 1	0- 0	0- 0	AWAY	0- 1	0- 0	2- 0				
1- 1	0- 0	0- 0	NEUTRAL	0- 0	0- 0	1- 1				
2- 16	0- 1	0- 2	CONFERENCE	0- 7	0- 2	2- 4				
2- 7	0- 1	0- 1	HOME	0- 3	0- 1	2- 1				
0- 9	0- 0	0- 1	AWAY	0- 4	0- 1	0- 3				
0- 0	0- 0	0- 0	NEUTRAL	0- 0	0- 0	0- 0				

RPI 1-25				RPI 26-50				RPI 51-100				RPI 101+ Team's RPI: 243			
RPI	S	Opponent	Score	RPI	S	Opponent	Score	RPI	S	Opponent	Score	RPI	S	Opponent	Score
7	H	Delaware	56 94	33	A	James Madison	45 76	57	A	Hofstra	67 80	106	A	VCU	70 75
14	H	Georgia Tech	50 85	33	H	James Madison	50 62	57	H	Hofstra	71 86	106	H	VCU	61 73
								66	H	Appalachian St.	58 82	155	N	High Point	79 68
								79	A	Drexel	38 65	164	H	Arizona	66 79
								82	A	UNC Wilmington	54 64	165	N	SIU Edwardsville	49 63
								82	H	UNC Wilmington	69 72	171	A	George Mason	68 70
								96	A	Towson	59 63	180	H	Campbell	70 56
								96	H	Towson	52 56	190	A	Northeastern	51 76
								99	A	Florida St.	74 94	190	H	Northeastern	81 74
												196	A	Old Dominion	59 68
												196	H	Old Dominion	60 71
												219	H	William & Mary	74 62
												232	A	Western Caro.	64 59
												260	H	Kennesaw St.	65 59
												298	H	Bethune-Cookman	66 50
												340	A	Jacksonville St.	68 60
LAST 12 Division I GAMES:															
				82	A	UNC Wilmington	54 64	82	H	UNC Wilmington	69 72				
				219	H	William & Mary	74 62	96	A	Towson	59 63				
				106	H	VCU	61 73	190	H	Northeastern	81 74				
				171	A	George Mason	68 70	106	A	VCU	70 75				
				190	A	Northeastern	51 76	33	A	James Madison	45 76				
				7	H	Delaware	56 94	96	H	Towson	52 56				

Non-Div I Games:

Georgia St.

■ Loss,
 ■ Non-Conf,
 ■ S Site,
 ■ H Home
 ■ A Away
 N Neutral

Average RPI Win:	148	WON-LOST	WINNING	LAST 12	STRENGTH OF	OPP. STRENGTH	TEAM	ADJ.	CONF.	ADJ CONF.
Average RPI Loss:	13	RECORD	PCT. RANK	GAMES	SCHEDULE	OF SCHEDULE	RPI	RPI	RPI	RPI
DIV. I ONLY	24- 8	34	10- 2	19	63	14	14	6	6	
DIV. I NON-CONF.	10- 3	49	0- 0	17	147	17	17	6	6	
TOTALS	RPI 1-25	RPI 26-50	W-L RECORDS	RPI 51-100	RPI 101-150	RPI 150+				
24- 8	0- 8	2- 0	OVERALL	10- 0	1- 0	11- 0				
10- 3	0- 3	1- 0	HOME	3- 0	0- 0	6- 0				
10- 2	0- 2	1- 0	AWAY	4- 0	1- 0	4- 0				
4- 3	0- 3	0- 0	NEUTRAL	3- 0	0- 0	1- 0				
10- 3	0- 3	2- 0	NON-CONFERENCE	1- 0	1- 0	6- 0				
5- 0	0- 0	1- 0	HOME	0- 0	0- 0	4- 0				
3- 1	0- 1	1- 0	AWAY	0- 0	1- 0	1- 0				
2- 2	0- 2	0- 0	NEUTRAL	1- 0	0- 0	1- 0				
14- 5	0- 5	0- 0	CONFERENCE	9- 0	0- 0	5- 0				
5- 3	0- 3	0- 0	HOME	3- 0	0- 0	2- 0				
7- 1	0- 1	0- 0	AWAY	4- 0	0- 0	3- 0				
2- 1	0- 1	0- 0	NEUTRAL	2- 0	0- 0	0- 0				

RPI S	Opponent	Score	RPI S	Opponent	Score	RPI S	Opponent	Score	RPI S	Opponent	Score
6	A Maryland	74 77	32	H Nebraska	73 57	51	H Virginia	63 53	128	A Marquette	74 63
6	H Maryland	56 64	37	A Middle Tenn.	58 47	78	N Central Ark.	67 61	165	N SIU Edwardsville	80 38
6	N Maryland	65 68				86	A Wake Forest	67 52	196	H Old Dominion	87 56
10	H Duke	62 79				86	H Wake Forest	71 67	203	A Boston College	68 58
12	H Miami (FL)	65 77				88	A North Carolina St.	76 66	203	H Boston College	85 48
13	N Rutgers	40 59				88	H North Carolina St.	75 68	220	A Virginia Tech	76 66
24	A Georgia	68 75				88	N North Carolina St.	87 61	243	A Georgia St.	85 50
25	N Green Bay	62 67				89	A North Carolina	56 54	247	A Clemson	63 54
						89	N North Carolina	54 53	247	H Clemson	62 50
						99	A Florida St.	79 55	260	H Kennesaw St.	94 51
									261	H N.C. A&T	74 57
									263	H Alabama St.	97 37
LAST 12 Division I GAMES:											
6	N Maryland	65 68	86	A Wake Forest	67 52						
88	N North Carolina St.	87 61	89	A North Carolina	56 54						
89	N North Carolina	54 53	6	H Maryland	56 64						
247	H Clemson	62 50	88	H North Carolina St.	75 68						
220	A Virginia Tech	76 66	247	A Clemson	63 54						
203	H Boston College	85 48	51	H Virginia	63 53						

Non-Div I Games:

Georgia Tech

■ Loss,
■ Non-Conf, S Site,
■ Home
■ Away
N Neutral

Gonzaga

Through Games Of Sunday, March 4, 2012

Average RPI Win:	160	WON-LOST	WINNING	LAST 12	STRENGTH OF	OPP. STRENGTH	TEAM	ADJ.	CONF.	ADJ CONF.
Average RPI Loss:	31	RECORD	PCT. RANK	GAMES	SCHEDULE	OF SCHEDULE	RPI	RPI	RPI	RPI
DIV. I ONLY	26- 4	11	11- 1	82	82	17	17	8	8	
DIV. I NON-CONF.	11- 2	24	0- 0	69	39	24	24	9	9	
TOTALS	RPI 1-25	RPI 26-50	W-L RECORDS	RPI 51-100	RPI 101-150	RPI 150+				
26- 4	1- 1	4- 3	OVERALL	3- 0	3- 0	15- 0				
13- 2	0- 0	1- 2	HOME	2- 0	1- 0	9- 0				
10- 2	0- 1	1- 1	AWAY	1- 0	2- 0	6- 0				
3- 0	1- 0	2- 0	NEUTRAL	0- 0	0- 0	0- 0				
11- 2	1- 1	1- 1	NON-CONFERENCE	1- 0	1- 0	7- 0				
6- 1	0- 0	0- 1	HOME	1- 0	0- 0	5- 0				
3- 1	0- 1	0- 0	AWAY	0- 0	1- 0	2- 0				
2- 0	1- 0	1- 0	NEUTRAL	0- 0	0- 0	0- 0				
15- 2	0- 0	3- 2	CONFERENCE	2- 0	2- 0	8- 0				
7- 1	0- 0	1- 1	HOME	1- 0	1- 0	4- 0				
7- 1	0- 0	1- 1	AWAY	1- 0	1- 0	4- 0				
1- 0	0- 0	1- 0	NEUTRAL	0- 0	0- 0	0- 0				

RPI 1-25				RPI 26-50				RPI 51-100				RPI 101+			
RPI	S	Opponent	Score	RPI	S	Opponent	Score	RPI	S	Opponent	Score	RPI	S	Opponent	Score
2	A	Stanford	61 76	30	H	Southern California	51 58	57	H	Hofstra	101 88	126	A	Washington St.	71 69
24	N	Georgia	71 68	38	N	Dayton	82 76	74	A	San Diego	54 44	141	A	Pepperdine	79 50
				43	A	BYU	40 70	74	H	San Diego	69 58	141	H	Pepperdine	66 40
				43	H	BYU	77 60					152	H	Eastern Wash.	75 69
				50	A	St. Mary's (CA)	75 70					154	H	Saint Francis (PA)	92 50
				50	H	St. Mary's (CA)	63 66					169	H	Montana	70 54
				50	N	St. Mary's (CA)	83 78					181	A	Portland	80 65
												181	H	Portland	77 56
												183	A	Santa Clara	81 68
												183	H	Santa Clara	87 55
												184	H	Portland St.	99 69
												264	A	Loyola Marymount	80 54
												264	H	Loyola Marymount	79 61
												274	A	Idaho	91 42
												278	A	San Francisco	79 59
												278	H	San Francisco	87 52
												284	A	Cal St. Fullerton	73 60
												310	H	UC Riverside	83 56
LAST 12 Division I GAMES:															
				50	N	St. Mary's (CA)	83 78	74	H	San Diego	69 58				
				43	H	BYU	77 60	181	H	Portland	77 56				
				141	H	Pepperdine	66 40	50	A	St. Mary's (CA)	75 70				
				183	H	Santa Clara	87 55	264	H	Loyola Marymount	79 61				
				278	A	San Francisco	79 59	74	A	San Diego	54 44				
				43	A	BYU	40 70	183	A	Santa Clara	81 68				

Non-Div I Games:

Gonzaga

■ Loss,
 ■ Non-Conf, S Site,
 ■ Home
 ■ Away
 N Neutral

Average RPI Win: 259	WON-LOST	WINNING	LAST 12	STRENGTH OF	OPP. STRENGTH	TEAM	ADJ.	CONF.	ADJ CONF.
Average RPI Loss: 172	RECORD	PCT. RANK	GAMES	SCHEDULE	OF SCHEDULE	RPI	RPI	RPI	RPI
DIV. I ONLY	13- 14	179	8- 4	282	319	208	208	32	32
DIV. I NON-CONF.	3- 6	239	0- 0	51	68	131	131	32	32
TOTALS	RPI 1-25	RPI 26-50	W-L RECORDS	RPI 51-100	RPI 101-150	RPI 150+			
13- 14	0- 1	0- 2	OVERALL	0- 0	2- 2	11- 9			
7- 3	0- 0	0- 0	HOME	0- 0	1- 1	6- 2			
6- 10	0- 1	0- 2	AWAY	0- 0	1- 1	5- 6			
0- 1	0- 0	0- 0	NEUTRAL	0- 0	0- 0	0- 1			
3- 6	0- 1	0- 2	NON-CONFERENCE	0- 0	2- 0	1- 3			
2- 0	0- 0	0- 0	HOME	0- 0	1- 0	1- 0			
1- 6	0- 1	0- 2	AWAY	0- 0	1- 0	0- 3			
0- 0	0- 0	0- 0	NEUTRAL	0- 0	0- 0	0- 0			
10- 8	0- 0	0- 0	CONFERENCE	0- 0	0- 2	10- 6			
5- 3	0- 0	0- 0	HOME	0- 0	0- 1	5- 2			
5- 4	0- 0	0- 0	AWAY	0- 0	0- 1	5- 3			
0- 1	0- 0	0- 0	NEUTRAL	0- 0	0- 0	0- 1			

RPI 1-25				RPI 26-50				RPI 51-100				RPI 101+ Team's RPI: 208			
RPI	S	Opponent	Score	RPI	S	Opponent	Score	RPI	S	Opponent	Score	RPI	S	Opponent	Score
20	A	LSU	47 62	35	A	Arkansas	49 69					113	A	Oral Roberts	89 80
				45	A	Texas	38 91					139	A	Mississippi Val.	55 63
												139	H	Mississippi Val.	63 67
												147	H	Sam Houston St.	64 52
												159	A	Stephen F. Austin	53 71
												160	A	Tulsa	56 61
												187	A	Alabama A&M	68 64
												187	H	Alabama A&M	64 76
												188	A	Ole Miss	53 78
												225	A	Southern U.	67 72
												225	H	Southern U.	60 59
												251	H	La.-Monroe	75 71
												252	A	Prairie View	55 73
												252	N	Prairie View	55 68
												263	A	Alabama St.	48 55
												263	H	Alabama St.	62 48
												273	A	Alcorn St.	55 44
												273	H	Alcorn St.	66 58
												314	A	Jackson St.	59 55
												314	H	Jackson St.	64 56
												334	A	Ark.-Pine Bluff	69 56
												334	H	Ark.-Pine Bluff	85 56
												339	A	Texas Southern	51 50
												339	H	Texas Southern	51 54
LAST 12 Division I GAMES:															
187	A	Alabama A&M	68 64	339	A	Texas Southern	51 50								
263	A	Alabama St.	48 55	273	H	Alcorn St.	66 58								
334	H	Ark.-Pine Bluff	85 56	225	H	Southern U.	60 59								
139	H	Mississippi Val.	63 67	139	A	Mississippi Val.	55 63								
314	H	Jackson St.	64 56	334	A	Ark.-Pine Bluff	69 56								
252	A	Prairie View	55 73	314	A	Jackson St.	59 55								

Non-Div I Games: Paul Quinn 92 31

Grambling

■ Loss,
 ■ Non-Conf,
 ■ S Site,
 ■ Home
 ■ A Away
 N Neutral

Average RPI Win:	183	WON-LOST	WINNING	LAST 12	STRENGTH OF	OPP. STRENGTH	TEAM	ADJ.	CONF.	ADJ CONF.
Average RPI Loss:	108	RECORD	PCT. RANK	GAMES	SCHEDULE	OF SCHEDULE	RPI	RPI	RPI	RPI
DIV. I ONLY	27- 1	3	11- 1	160	118	25	25	13	13	
DIV. I NON-CONF.	10- 0	1	0- 0	83	18	10	10	17	17	
TOTALS	RPI 1-25	RPI 26-50	W-L RECORDS	RPI 51-100	RPI 101-150	RPI 150+				
27- 1	1- 0	0- 0	OVERALL	3- 0	4- 1	19- 0				
13- 1	0- 0	0- 0	HOME	2- 0	2- 1	9- 0				
12- 0	0- 0	0- 0	AWAY	1- 0	1- 0	10- 0				
2- 0	1- 0	0- 0	NEUTRAL	0- 0	1- 0	0- 0				
10- 0	1- 0	0- 0	NON-CONFERENCE	3- 0	3- 0	3- 0				
5- 0	0- 0	0- 0	HOME	2- 0	2- 0	1- 0				
3- 0	0- 0	0- 0	AWAY	1- 0	0- 0	2- 0				
2- 0	1- 0	0- 0	NEUTRAL	0- 0	1- 0	0- 0				
17- 1	0- 0	0- 0	CONFERENCE	0- 0	1- 1	16- 0				
8- 1	0- 0	0- 0	HOME	0- 0	0- 1	8- 0				
9- 0	0- 0	0- 0	AWAY	0- 0	1- 0	8- 0				
0- 0	0- 0	0- 0	NEUTRAL	0- 0	0- 0	0- 0				

RPI 1-25				Team's RPI: 25		RPI 26-50				RPI 51-100				RPI 101+			
RPI	S	Opponent	Score	RPI	S	Opponent	Score	RPI	S	Opponent	Score	RPI	S	Opponent	Score		
14	N	Georgia Tech	67 62					65	H	Eastern Mich.	84 53	108	A	Detroit	68 59		
								76	A	Toledo	72 65	108	H	Detroit	58 70		
								76	H	Toledo	84 68	112	N	Illinois	82 62		
												128	H	Marquette	66 50		
												146	H	UNI	75 67		
												157	A	Wright St.	68 50		
												157	H	Wright St.	64 59		
												161	A	Ill.-Chicago	77 64		
												161	H	Ill.-Chicago	80 63		
												167	A	Wisconsin	65 49		
												201	A	Butler	60 36		
												201	H	Butler	78 53		
												217	A	Loyola Chicago	85 56		
												217	H	Loyola Chicago	76 49		
												238	A	Milwaukee	88 53		
												238	H	Milwaukee	85 39		
												246	A	Youngstown St.	77 72		
												246	H	Youngstown St.	75 50		
												253	A	North Dakota St.	82 59		
												265	A	Cleveland St.	90 59		
												265	H	Cleveland St.	80 58		
												270	H	Ball St.	80 39		
												276	A	Valparaiso	65 37		
												276	H	Valparaiso	72 36		
LAST 12 Division I GAMES:																	
161	A	Ill.-Chicago	77 64	157	H	Wright St.	64 59										
217	A	Loyola Chicago	85 56	108	H	Detroit	58 70										
201	H	Butler	78 53	238	H	Milwaukee	85 39										
276	H	Valparaiso	72 36	276	A	Valparaiso	65 37										
246	A	Youngstown St.	77 72	201	A	Butler	60 36										
265	A	Cleveland St.	90 59	265	H	Cleveland St.	80 58										

Non-Div I Games:

Green Bay

■ Loss,
 ■ Non-Conf, S Site,
 ■ Home
 ■ Away
 N Neutral

Average RPI Win:	236	WON-LOST	WINNING	LAST 12	STRENGTH OF	OPP. STRENGTH	TEAM	ADJ.	CONF.	ADJ CONF.
Average RPI Loss:	90	RECORD	PCT. RANK	GAMES	SCHEDULE	OF SCHEDULE	RPI	RPI	RPI	RPI
DIV. I ONLY	23- 4	12	11- 1	319	209	80	80	28	28	
DIV. I NON-CONF.	8- 3	73	0- 0	287	63	88	88	25	25	
TOTALS	RPI 1-25	RPI 26-50	W-L RECORDS	RPI 51-100	RPI 101-150	RPI 150+				
23- 4	0- 0	0- 1	OVERALL	2- 1	3- 2	18- 0				
9- 1	0- 0	0- 0	HOME	1- 0	1- 1	7- 0				
13- 3	0- 0	0- 1	AWAY	1- 1	2- 1	10- 0				
1- 0	0- 0	0- 0	NEUTRAL	0- 0	0- 0	1- 0				
8- 3	0- 0	0- 1	NON-CONFERENCE	0- 1	1- 1	7- 0				
2- 0	0- 0	0- 0	HOME	0- 0	1- 0	1- 0				
5- 3	0- 0	0- 1	AWAY	0- 1	0- 1	5- 0				
1- 0	0- 0	0- 0	NEUTRAL	0- 0	0- 0	1- 0				
15- 1	0- 0	0- 0	CONFERENCE	2- 0	2- 1	11- 0				
7- 1	0- 0	0- 0	HOME	1- 0	0- 1	6- 0				
8- 0	0- 0	0- 0	AWAY	1- 0	2- 0	5- 0				
0- 0	0- 0	0- 0	NEUTRAL	0- 0	0- 0	0- 0				

RPI 1-25			RPI 26-50			RPI 51-100			Team's RPI: 80			RPI 101+			
RPI	S	Opponent	Score	RPI	S	Opponent	Score	RPI	S	Opponent	Score	RPI	S	Opponent	Score
				41	A	Florida	46 63	61	A	Howard	52 39	103	A	UAB	38 43
								61	H	Howard	63 40	124	H	UMBC	75 47
								81	A	Tulane	53 66	133	A	Coppin St.	76 50
												133	H	Coppin St.	66 69
												148	A	Florida A&M	46 43
												162	N	Central Mich.	77 51
												199	A	Pittsburgh	60 37
												203	A	Boston College	71 63
												216	H	Md.-East. Shore	47 29
												224	H	East Carolina	76 48
												266	A	Norfolk St.	68 46
												266	H	Norfolk St.	92 43
												280	A	Jacksonville	68 55
												282	H	South Carolina St.	73 41
												283	A	IPFW	79 62
												296	A	Morgan St.	83 51
												296	H	Morgan St.	74 60
												298	A	Bethune-Cookman	54 30
												315	A	Delaware St.	72 33
												315	H	Delaware St.	71 44
												320	H	Savannah St.	59 40
												331	A	Chicago St.	66 39
												341	A	N.C. Central	86 35
LAST 12 Division I GAMES:															
				341	A	N.C. Central	86 35	315	A	Delaware St.	72 33				
				298	A	Bethune-Cookman	54 30	296	H	Morgan St.	74 60				
				148	A	Florida A&M	46 43	133	H	Coppin St.	66 69				
				315	H	Delaware St.	71 44	61	A	Howard	52 39				
				216	H	Md.-East. Shore	47 29	266	H	Norfolk St.	92 43				
				266	A	Norfolk St.	68 46	296	A	Morgan St.	83 51				

LAST 12 Division I GAMES:

341	A	N.C. Central	86	35	315	A	Delaware St.	72	33
298	A	Bethune-Cookman	54	30	296	H	Morgan St.	74	60
148	A	Florida A&M	46	43	133	H	Coppin St.	66	69
315	H	Delaware St.	71	44	61	A	Howard	52	39
216	H	Md.-East. Shore	47	29	266	H	Norfolk St.	92	43
266	A	Norfolk St.	68	46	296	A	Morgan St.	83	51

Hampton

Average RPI Win:	208	WON-LOST	WINNING	LAST 12	STRENGTH OF	OPP. STRENGTH	TEAM	ADJ.	CONF.	ADJ CONF.
Average RPI Loss:	106	RECORD	PCT. RANK	GAMES	SCHEDULE	OF SCHEDULE	RPI	RPI	RPI	RPI
DIV. I ONLY	19- 12	104	9- 3	121	131	100	100	16	16	
DIV. I NON-CONF.	9- 5	97	0- 0	44	42	38	38	14	14	
TOTALS	RPI 1-25	RPI 26-50	W-L RECORDS	RPI 51-100	RPI 101-150	RPI 150+				
19- 12	0- 2	0- 2	OVERALL	2- 3	3- 2	14- 3				
11- 4	0- 0	0- 0	HOME	1- 2	3- 0	7- 2				
7- 8	0- 2	0- 2	AWAY	1- 1	0- 2	6- 1				
1- 0	0- 0	0- 0	NEUTRAL	0- 0	0- 0	1- 0				
9- 5	0- 2	0- 2	NON-CONFERENCE	1- 0	2- 1	6- 0				
6- 0	0- 0	0- 0	HOME	1- 0	2- 0	3- 0				
2- 5	0- 2	0- 2	AWAY	0- 0	0- 1	2- 0				
1- 0	0- 0	0- 0	NEUTRAL	0- 0	0- 0	1- 0				
10- 7	0- 0	0- 0	CONFERENCE	1- 3	1- 1	8- 3				
5- 4	0- 0	0- 0	HOME	0- 2	1- 0	4- 2				
5- 3	0- 0	0- 0	AWAY	1- 1	0- 1	4- 1				
0- 0	0- 0	0- 0	NEUTRAL	0- 0	0- 0	0- 0				

RPI 1-25				RPI 26-50				RPI 51-100 Team's RPI: 100				RPI 101+			
RPI	S	Opponent	Score	RPI	S	Opponent	Score	RPI	S	Opponent	Score	RPI	S	Opponent	Score
3	A	Notre Dame	43 98	48	A	Marist	51 57	57	H	Hofstra	61 59	110	H	LIU Brooklyn	54 45
11	A	St. John's (NY)	45 70	49	A	Richmond	56 69	73	A	Boston U.	46 53	124	A	UMBC	59 71
								73	H	Boston U.	52 57	124	H	UMBC	66 54
								83	A	Albany (NY)	65 57	125	A	Providence	46 63
								83	H	Albany (NY)	37 40	132	H	Harvard	72 61
												175	N	TCU	64 60
												185	A	New Hampshire	45 64
												185	H	New Hampshire	64 46
												192	H	Manhattan	64 45
												195	A	UCF	55 46
												203	H	Boston College	54 45
												213	H	Central Conn. St.	65 56
												218	A	Binghamton	63 41
												218	H	Binghamton	67 58
												218	H	Binghamton	45 48
												275	A	Vermont	63 52
												275	H	Vermont	50 57
												288	A	Dartmouth	60 42
												317	A	Maine	59 40
												317	H	Maine	64 52
												327	A	Stony Brook	49 42
												327	H	Stony Brook	63 44
LAST 12 Division I GAMES:															
218	H	Binghamton	45 48	275	A	Vermont	63 52								
73	H	Boston U.	52 57	185	H	New Hampshire	64 46								
327	A	Stony Brook	49 42	83	A	Albany (NY)	65 57								
124	H	UMBC	66 54	327	H	Stony Brook	63 44								
317	A	Maine	59 40	73	A	Boston U.	46 53								
218	H	Binghamton	67 58	317	H	Maine	64 52								

Non-Div I Games:

Hartford

■ Loss,
 ■ Non-Conf, S Site,
 ■ Home
 ■ Away
 N Neutral

Average RPI Win:	222	WON-LOST	WINNING	LAST 12	STRENGTH OF	OPP. STRENGTH	TEAM	ADJ.	CONF.	ADJ CONF.
Average RPI Loss:	126	RECORD	PCT. RANK	GAMES	SCHEDULE	OF SCHEDULE	RPI	RPI	RPI	RPI
DIV. I ONLY	16- 11	120	8- 4	168	171	132	132	20	20	
DIV. I NON-CONF.	7- 7	160	0- 0	153	133	150	150	18	18	
TOTALS	RPI 1-25	RPI 26-50	W-L RECORDS	RPI 51-100	RPI 101-150	RPI 150+				
16- 11	1- 0	0- 3	OVERALL	1- 1	0- 2	14- 5				
7- 4	1- 0	0- 1	HOME	1- 0	0- 0	5- 3				
8- 6	0- 0	0- 2	AWAY	0- 1	0- 2	8- 1				
1- 1	0- 0	0- 0	NEUTRAL	0- 0	0- 0	1- 1				
7- 7	1- 0	0- 1	NON-CONFERENCE	1- 1	0- 2	5- 3				
3- 2	1- 0	0- 0	HOME	1- 0	0- 0	1- 2				
3- 4	0- 0	0- 1	AWAY	0- 1	0- 2	3- 0				
1- 1	0- 0	0- 0	NEUTRAL	0- 0	0- 0	1- 1				
9- 4	0- 0	0- 2	CONFERENCE	0- 0	0- 0	9- 2				
4- 2	0- 0	0- 1	HOME	0- 0	0- 0	4- 1				
5- 2	0- 0	0- 1	AWAY	0- 0	0- 0	5- 1				
0- 0	0- 0	0- 0	NEUTRAL	0- 0	0- 0	0- 0				

RPI 1-25				RPI 26-50				RPI 51-100				RPI 101+ Team's RPI: 132			
RPI	S	Opponent	Score	RPI	S	Opponent	Score	RPI	S	Opponent	Score	RPI	S	Opponent	Score
11	H	St. John's (NY)	63 56	26	A	Princeton	44 74	73	H	Boston U.	62 57	121	A	Minnesota	53 79
				26	H	Princeton	56 84	100	A	Hartford	61 72	125	A	Providence	60 71
				40	A	Iowa	81 90					151	A	Yale	71 51
												151	H	Yale	63 68
												166	H	Holy Cross	68 73
												175	A	TCU	56 44
												185	A	New Hampshire	69 62
												201	N	Butler	68 69
												209	A	Penn	57 53
												209	H	Penn	66 52
												211	H	North Dakota	57 60
												221	A	Brown	55 58
												221	H	Brown	65 57
												255	A	Massachusetts	68 47
												257	A	Cornell	67 57
												257	H	Cornell	65 59
												273	N	Alcorn St.	78 55
												288	A	Dartmouth	71 63
												316	H	Rhode Island	69 57
												338	A	Columbia	68 56
												338	H	Columbia	88 64
LAST 12 Division I GAMES:															
257	H	Cornell	65 59	26	H	Princeton	56 84								
338	H	Columbia	88 64	209	H	Penn	66 52								
209	A	Penn	57 53	338	A	Columbia	68 56								
26	A	Princeton	44 74	257	A	Cornell	67 57								
151	A	Yale	71 51	221	H	Brown	65 57								
221	A	Brown	55 58	151	H	Yale	63 68								

H
a
r
v
a
r
dH
a
r
v
a
r
d

Non-Div I Games:

Harvard

■ Loss,
■ Non-Conf, S Site,
■ Home
■ Away
N Neutral

Average RPI Win:	259	WON-LOST	WINNING	LAST 12	STRENGTH OF	OPP. STRENGTH	TEAM	ADJ.	CONF.	ADJ CONF.
Average RPI Loss:	137	RECORD	PCT. RANK	GAMES	SCHEDULE	OF SCHEDULE	RPI	RPI	RPI	RPI
DIV. I ONLY	10- 18	255	5- 7	142	217	250	250	25	25	
DIV. I NON-CONF.	4- 10	266	0- 0	54	131	231	231	24	24	
TOTALS	RPI 1-25	RPI 26-50	W-L RECORDS	RPI 51-100	RPI 101-150	RPI 150+				
10- 18	0- 1	0- 2	OVERALL	0- 6	1- 3	9- 6				
6- 13	0- 1	0- 2	HOME	0- 5	1- 2	5- 3				
4- 5	0- 0	0- 0	AWAY	0- 1	0- 1	4- 3				
0- 0	0- 0	0- 0	NEUTRAL	0- 0	0- 0	0- 0				
4- 10	0- 1	0- 2	NON-CONFERENCE	0- 4	1- 1	3- 2				
3- 9	0- 1	0- 2	HOME	0- 4	1- 1	2- 1				
1- 1	0- 0	0- 0	AWAY	0- 0	0- 0	1- 1				
0- 0	0- 0	0- 0	NEUTRAL	0- 0	0- 0	0- 0				
6- 8	0- 0	0- 0	CONFERENCE	0- 2	0- 2	6- 4				
3- 4	0- 0	0- 0	HOME	0- 1	0- 1	3- 2				
3- 4	0- 0	0- 0	AWAY	0- 1	0- 1	3- 2				
0- 0	0- 0	0- 0	NEUTRAL	0- 0	0- 0	0- 0				

RPI 1-25				RPI 26-50				RPI 51-100				RPI 101+ Team's RPI: 250			
RPI	S	Opponent	Score	RPI	S	Opponent	Score	RPI	S	Opponent	Score	RPI	S	Opponent	Score
18	H	DePaul	65 90	31	H	California	54 69	51	H	Virginia	43 60	129	H	UC Davis	57 62
				45	H	Texas	50 71	58	H	Fla. Gulf Coast	52 72	131	H	Denver	78 64
								63	A	Fresno St.	48 83	136	A	Utah St.	64 85
								63	H	Fresno St.	52 83	136	H	Utah St.	55 69
								88	H	North Carolina St.	54 84	181	H	Portland	64 82
								95	H	San Diego St.	44 71	184	H	Portland St.	78 66
												194	A	Louisiana Tech	61 49
												194	H	Louisiana Tech	61 46
												262	A	Army	51 55
												273	H	Alcorn St.	66 63
												274	A	Idaho	50 69
												274	H	Idaho	61 69
												277	A	San Jose St.	67 83
												277	H	San Jose St.	58 67
												312	A	Nevada	72 63
												312	H	Nevada	72 68
												328	A	New Mexico St.	58 51
												328	H	New Mexico St.	51 48
												338	A	Columbia	66 55
LAST 12 Division I GAMES:															
274	A	Idaho	50 69	277	H	San Jose St.	58 67								
136	A	Utah St.	64 85	136	H	Utah St.	55 69								
312	H	Nevada	72 68	274	H	Idaho	61 69								
63	H	Fresno St.	52 83	63	A	Fresno St.	48 83								
194	A	Louisiana Tech	61 49	312	A	Nevada	72 63								
328	A	New Mexico St.	58 51	328	H	New Mexico St.	51 48								

Non-Div I Games: Hawaii Hilo 60 51

Hawaii

■ Loss,
 ■ Non-Conf, S Site,
 ■ Home
 ■ Away
 N Neutral

Average RPI Win: 214		WON-LOST	WINNING	LAST 12	STRENGTH OF	OPP. STRENGTH	TEAM	ADJ.	CONF.	ADJ CONF.
Average RPI Loss: 168		RECORD	PCT. RANK	GAMES	SCHEDULE	OF SCHEDULE	RPI	RPI	RPI	RPI
DIV. I ONLY		17- 11	108	7- 5	189	250	155	155	27	27
DIV. I NON-CONF.		5- 6	191	0- 0	158	62	182	182	28	28
TOTALS		RPI 1-25	RPI 26-50	W-L RECORDS	RPI 51-100	RPI 101-150	RPI 150+			
17- 11	0- 0		0- 1	OVERALL	1- 2	3- 2	13- 6			
10- 3	0- 0		0- 0	HOME	1- 0	0- 1	9- 2			
6- 5	0- 0		0- 1	AWAY	0- 1	2- 0	4- 3			
1- 3	0- 0		0- 0	NEUTRAL	0- 1	1- 1	0- 1			
5- 6	0- 0		0- 1	NON-CONFERENCE	1- 2	2- 1	2- 2			
3- 1	0- 0		0- 0	HOME	1- 0	0- 0	2- 1			
1- 2	0- 0		0- 1	AWAY	0- 1	1- 0	0- 0			
1- 3	0- 0		0- 0	NEUTRAL	0- 1	1- 1	0- 1			
12- 5	0- 0		0- 0	CONFERENCE	0- 0	1- 1	11- 4			
7- 2	0- 0		0- 0	HOME	0- 0	0- 1	7- 1			
5- 3	0- 0		0- 0	AWAY	0- 0	1- 0	4- 3			
0- 0	0- 0		0- 0	NEUTRAL	0- 0	0- 0	0- 0			

RPI 1-25					
RPI	S	Opponent	Score		
28	A	Vanderbilt	54	70	
RPI 26-50					
RPI	S	Opponent	Score		
28	A	Vanderbilt	54	70	
RPI 51-100					
RPI	S	Opponent	Score		
51	A	Virginia	41	67	
78	N	Central Ark.	56	69	
85	H	Davidson	82	69	
RPI 101+					
RPI	S	Opponent	Score		
105	N	Cincinnati	40	62	
106	A	VCU	82	67	
107	A	Liberty	73	69	
107	H	Liberty	65	73	
124	N	UMBC	62	51	
177	A	Winthrop	58	53	
177	H	Winthrop	81	50	
180	A	Campbell	68	89	
180	H	Campbell	77	65	
199	H	Pittsburgh	82	75	
210	A	Charleston So.	72	77	
210	H	Charleston So.	84	58	
229	A	Radford	81	65	
229	H	Radford	61	66	
243	N	Georgia St.	68	79	
249	A	Presbyterian	63	51	
249	H	Presbyterian	60	53	
279	H	Longwood	73	51	
294	A	Coastal Caro.	58	59	
294	H	Coastal Caro.	80	65	
322	A	Gardner-Webb	66	46	
322	H	Gardner-Webb	63	41	
325	H	Mercer	67	75	
335	H	UNC Asheville	89	49	
Team's RPI: 155					

Non-Div I Games:

High Point

■ Loss, ■ Non-Conf, S Site, H Home A Away N Neutral

Average RPI Win:	153	WON-LOST	WINNING	LAST 12	STRENGTH OF	OPP. STRENGTH	TEAM	ADJ.	CONF.	ADJ CONF.
Average RPI Loss:	72	RECORD	PCT. RANK	GAMES	SCHEDULE	OF SCHEDULE	RPI	RPI	RPI	RPI
DIV. I ONLY	19- 10	81	6- 6	67	67	57	57	7	7	
DIV. I NON-CONF.	8- 3	73	0- 0	33	15	27	27	7	7	
TOTALS	RPI 1-25	RPI 26-50	W-L RECORDS	RPI 51-100	RPI 101-150	RPI 150+				
19- 10	2- 3	1- 3	OVERALL	4- 1	0- 1	12- 2				
10- 4	1- 1	1- 2	HOME	3- 0	0- 0	5- 1				
7- 6	0- 2	0- 1	AWAY	1- 1	0- 1	6- 1				
2- 0	1- 0	0- 0	NEUTRAL	0- 0	0- 0	1- 0				
8- 3	2- 1	1- 1	NON-CONFERENCE	0- 1	0- 0	5- 0				
4- 1	1- 0	1- 1	HOME	0- 0	0- 0	2- 0				
2- 2	0- 1	0- 0	AWAY	0- 1	0- 0	2- 0				
2- 0	1- 0	0- 0	NEUTRAL	0- 0	0- 0	1- 0				
11- 7	0- 2	0- 2	CONFERENCE	4- 0	0- 1	7- 2				
6- 3	0- 1	0- 1	HOME	3- 0	0- 0	3- 1				
5- 4	0- 1	0- 1	AWAY	1- 0	0- 1	4- 1				
0- 0	0- 0	0- 0	NEUTRAL	0- 0	0- 0	0- 0				

RPI	S	Opponent	Score	RPI	S	Opponent	Score	RPI	S	Opponent	Score	RPI	S	Opponent	Score
7	A	Delaware	66 84	26	H	Princeton	69 74	79	A	Drexel	68 61	106	A	VCU	60 76
7	H	Delaware	79 89	33	A	James Madison	61 80	79	H	Drexel	76 65	152	A	Eastern Wash.	90 69
11	H	St. John's (NY)	93 82	33	H	James Madison	63 81	82	H	UNC Wilmington	66 55	153	N	Drake	70 60
17	A	Gonzaga	88 101	48	H	Marist	71 69	96	H	Towson	69 66	171	A	George Mason	82 70
19	N	Kansas St.	64 54					100	A	Hartford	59 61	179	H	Seton Hall	94 74
												190	A	Northeastern	62 80
												190	H	Northeastern	72 66
												196	A	Old Dominion	81 68
												196	H	Old Dominion	79 81
												213	H	Central Conn. St.	67 60
												219	A	William & Mary	100 97
												219	H	William & Mary	82 75
												243	A	Georgia St.	86 71
												243	H	Georgia St.	80 67
												319	A	Saint Peter's	66 52
LAST 12 Division I GAMES:															
190	A	Northeastern	62 80	106	A	VCU	60 76								
82	H	UNC Wilmington	66 55	196	H	Old Dominion	79 81								
33	A	James Madison	61 80	219	H	William & Mary	82 75								
96	H	Towson	69 66	79	A	Drexel	68 61								
7	H	Delaware	79 89	7	A	Delaware	66 84								
171	A	George Mason	82 70	190	H	Northeastern	72 66								

Non-Div I Games:

Hofstra

■ Loss,
 ■ Non-Conf, S Site,
 ■ Home
 ■ Away
 N Neutral

Average RPI Win: 246		WON-LOST	WINNING	LAST 12	STRENGTH OF	OPP. STRENGTH	TEAM	ADJ.	CONF.	ADJ CONF.
Average RPI Loss: 166		RECORD	PCT. RANK	GAMES	SCHEDULE	OF SCHEDULE	RPI	RPI	RPI	RPI
DIV. I ONLY		17- 13	134	7- 5	247	260	166	166	29	29
DIV. I NON-CONF.		9- 6	117	0- 0	192	140	112	112	29	29
TOTALS	RPI 1-25	RPI 26-50		W-L RECORDS		RPI 51-100	RPI 101-150	RPI 150+		
17- 13	0- 2	0- 0		OVERALL		1- 0	1- 2	15- 9		
9- 4	0- 0	0- 0		HOME		1- 0	0- 1	8- 3		
7- 9	0- 1	0- 0		AWAY		0- 0	1- 1	6- 6		
1- 0	0- 0	0- 0		NEUTRAL		0- 0	0- 0	1- 0		
9- 6	0- 2	0- 0		NON-CONFERENCE		1- 0	1- 0	7- 4		
5- 1	0- 0	0- 0		HOME		1- 0	0- 0	4- 1		
3- 5	0- 2	0- 0		AWAY		0- 0	1- 0	2- 3		
1- 0	0- 0	0- 0		NEUTRAL		0- 0	0- 0	1- 0		
8- 7	0- 0	0- 0		CONFERENCE		0- 0	0- 2	8- 5		
4- 3	0- 0	0- 0		HOME		0- 0	0- 1	4- 2		
4- 4	0- 0	0- 0		AWAY		0- 0	0- 1	4- 3		
0- 0	0- 0	0- 0		NEUTRAL		0- 0	0- 0	0- 0		

[illegible]

Non-Div I Games:

Holy Cross

■ Loss, ■ Non-Conf, S Site, H Home A Away N Neutral

RPI	S	Opponent	Score
330	H	Bucknell	70 53

H
O
L
Y
C
R
O
S
S

Holy Cross

H
o
u
s
t
o
n

Houston				Through Games Of Sunday, March 4, 2012						
Average RPI Win:	247	WON-LOST	WINNING	LAST 12	STRENGTH OF	OPP. STRENGTH	TEAM	ADJ.	CONF.	ADJ CONF.
Average RPI Loss:	149	RECORD	PCT. RANK	GAMES	SCHEDULE	OF SCHEDULE	RPI	RPI	RPI	RPI
DIV. I ONLY		3- 25	334	1- 11	130	153	318	318	11	11
DIV. I NON-CONF.		1- 11	334	0- 0	251	240	331	331	12	12

TOTALS	RPI 1-25	RPI 26-50		W-L RECORDS		RPI 51-100	RPI 101-150		RPI 150+	
3- 25	0- 0	0- 1		OVERALL		0- 8	0- 2		3- 14	
2- 14	0- 0	0- 0		HOME		0- 4	0- 2		2- 8	
1- 11	0- 0	0- 1		AWAY		0- 4	0- 0		1- 6	
0- 0	0- 0	0- 0		NEUTRAL		0- 0	0- 0		0- 0	
1- 11	0- 0	0- 1		NON-CONFERENCE		0- 3	0- 1		1- 6	
1- 7	0- 0	0- 0		HOME		0- 2	0- 1		1- 4	
0- 4	0- 0	0- 1		AWAY		0- 1	0- 0		0- 2	
0- 0	0- 0	0- 0		NEUTRAL		0- 0	0- 0		0- 0	
2- 14	0- 0	0- 0		CONFERENCE		0- 5	0- 1		2- 8	
1- 7	0- 0	0- 0		HOME		0- 2	0- 1		1- 4	
1- 7	0- 0	0- 0		AWAY		0- 3	0- 0		1- 4	
0- 0	0- 0	0- 0		NEUTRAL		0- 0	0- 0		0- 0	

H
o
u
s
t
o
n

RPI 1-25				RPI 26-50				RPI 51-100				RPI 101+				Team's RPI: 318
RPI	S	Opponent	Score	RPI	S	Opponent	Score	RPI	S	Opponent	Score	RPI	S	Opponent	Score	
29	A	Georgetown	36 66					54	A	UTEP	43 87	103	H	UAB	43 67	
								54	H	UTEP	51 71	113	H	Oral Roberts	60 76	
								69	H	Texas Tech	58 88	151	H	Yale	62 80	
								72	A	Memphis	41 69	160	A	Tulsa	53 67	
								81	A	Tulane	43 71	160	H	Tulsa	48 77	
								81	H	Tulane	51 71	168	H	Marshall	41 65	
								92	H	McNeese St.	59 72	172	A	Rice	40 68	
								98	A	Washington	60 85	172	H	Rice	50 58	
												175	H	TCU	35 80	
												191	A	SMU	61 76	
												191	H	SMU	50 63	
												194	H	Louisiana Tech	53 79	
												195	H	UCF	66 53	
												205	A	Southern Miss.	56 49	
												224	A	East Carolina	77 83	
												299	A	UTSA	59 70	
												305	A	New Mexico	44 70	
												328	H	New Mexico St.	62 63	
												342	H	Houston Baptist	83 60	
LAST 12 Division I GAMES:																
				81	A	Tulane	43 71	81	H	Tulane	51 71					
				195	H	UCF	66 53	160	A	Tulsa	53 67					
				172	A	Rice	40 68	191	H	SMU	50 63					
				54	H	UTEP	51 71	172	H	Rice	50 58					
				224	A	East Carolina	77 83	54	A	UTEP	43 87					
				72	A	Memphis	41 69	160	H	Tulsa	48 77					

Non-Div I Games:

Houston

Average RPI Win:	0	WON-LOST	WINNING	LAST 12	STRENGTH OF	OPP. STRENGTH	TEAM	ADJ.	CONF.	ADJ CONF.
Average RPI Loss:	243	RECORD	PCT. RANK	GAMES	SCHEDULE	OF SCHEDULE	RPI	RPI	RPI	RPI
DIV. I ONLY	0- 26	342	0- 11	336	342	342	342	33	33	
DIV. I NON-CONF.	0- 16	337	0- 1	278	332	341	341	33	33	
TOTALS	RPI 1-25	RPI 26-50	W-L RECORDS	RPI 51-100	RPI 101-150	RPI 150+				
0- 26	0- 0	0- 1	OVERALL	0- 1	0- 2	0- 22				
0- 12	0- 0	0- 0	HOME	0- 0	0- 1	0- 11				
0- 13	0- 0	0- 1	AWAY	0- 1	0- 1	0- 10				
0- 1	0- 0	0- 0	NEUTRAL	0- 0	0- 0	0- 1				
0- 16	0- 0	0- 1	NON-CONFERENCE	0- 1	0- 2	0- 12				
0- 7	0- 0	0- 0	HOME	0- 0	0- 1	0- 6				
0- 8	0- 0	0- 1	AWAY	0- 1	0- 1	0- 5				
0- 1	0- 0	0- 0	NEUTRAL	0- 0	0- 0	0- 1				
0- 10	0- 0	0- 0	CONFERENCE	0- 0	0- 0	0- 10				
0- 5	0- 0	0- 0	HOME	0- 0	0- 0	0- 5				
0- 5	0- 0	0- 0	AWAY	0- 0	0- 0	0- 5				
0- 0	0- 0	0- 0	NEUTRAL	0- 0	0- 0	0- 0				

RPI S	Opponent	Score	RPI S	Opponent	Score	RPI S	Opponent	Score	RPI S	Opponent	Score	Team's RPI: 342
42	A Iowa St.	33 73	54	A UTEP	53 82	147	H Sam Houston St.	51 69	148	A UMKC	45 92	
						159	H Stephen F. Austin	39 53	170	H Lamar	40 73	
						172	A Rice	42 75	206	A Navy	31 67	
						211	A North Dakota	34 93	211	H North Dakota	36 57	
						231	A Texas St.	61 86	240	N George Washington	44 80	
						268	A Tex.-Pan American	14 43	268	H Tex.-Pan American	41 55	
						275	H Vermont	47 60	304	A Utah Valley	36 71	
						304	H Utah Valley	41 62	305	H New Mexico	38 65	
						313	A Texas-Arlington	61 78	318	A Houston	60 83	
						321	H A&M-Corpus Christi	45 65	324	A NJIT	28 88	
						324	H NJIT	52 69	331	A Chicago St.	41 63	
						331	H Chicago St.	66 79	339	H Texas Southern	44 54	
LAST 12 Division I GAMES:												
268	A Tex.-Pan American	14 43	339	H Texas Southern	44 54	211	A North Dakota	34 93				
304	A Utah Valley	36 71	268	H Tex.-Pan American	41 55	331	H Chicago St.	66 79				
211	H North Dakota	36 57	324	H NJIT	52 69	147	H Sam Houston St.	51 69				
304	H Utah Valley	41 62										
324	A NJIT	28 88										
331	A Chicago St.	41 63										

Non-Div I Games: Huston-Tillotson 87 70

Houston Baptist

■ Loss,
 ■ Non-Conf,
 ■ S Site,
 ■ H Home
 ■ A Away
 N Neutral

Average RPI Win: 232	WON-LOST	WINNING	LAST 12	STRENGTH OF	OPP. STRENGTH	TEAM	ADJ.	CONF.	ADJ CONF.
Average RPI Loss: 84	RECORD	PCT. RANK	GAMES	SCHEDULE	OF SCHEDULE	RPI	RPI	RPI	RPI
DIV. I ONLY	22- 7	33	11- 1	163	228	61	61	28	28
DIV. I NON-CONF.	8- 5	107	0- 0	76	79	50	50	25	25
TOTALS	RPI 1-25	RPI 26-50	W-L RECORDS	RPI 51-100	RPI 101-150	RPI 150+			
22- 7	0- 2	0- 1	OVERALL	1- 2	4- 0	17- 2			
10- 1	0- 0	0- 0	HOME	0- 1	2- 0	8- 0			
11- 6	0- 2	0- 1	AWAY	1- 1	1- 0	9- 2			
1- 0	0- 0	0- 0	NEUTRAL	0- 0	1- 0	0- 0			
8- 5	0- 2	0- 1	NON-CONFERENCE	1- 0	1- 0	6- 2			
3- 0	0- 0	0- 0	HOME	0- 0	0- 0	3- 0			
4- 5	0- 2	0- 1	AWAY	1- 0	0- 0	3- 2			
1- 0	0- 0	0- 0	NEUTRAL	0- 0	1- 0	0- 0			
14- 2	0- 0	0- 0	CONFERENCE	0- 2	3- 0	11- 0			
7- 1	0- 0	0- 0	HOME	0- 1	2- 0	5- 0			
7- 1	0- 0	0- 0	AWAY	0- 1	1- 0	6- 0			
0- 0	0- 0	0- 0	NEUTRAL	0- 0	0- 0	0- 0			

RPI	S	Opponent	Score	RPI	S	Opponent	Score	RPI	S	Opponent	Score	RPI	S	Opponent	Score
1	A	Baylor	28 82	27	A	Ohio St.	50 73	80	A	Hampton	40 63	108	N	Detroit	60 58
11	A	St. John's (NY)	48 63					80	H	Hampton	39 52	133	A	Coppin St.	50 49
								86	A	Wake Forest	63 59	133	H	Coppin St.	63 52
												148	H	Florida A&M	68 61
												179	A	Seton Hall	63 44
												186	A	Loyola Maryland	56 62
												193	A	Mt. St. Mary's	67 55
												202	A	Akron	63 64
												206	H	Navy	60 50
												216	A	Md.-East. Shore	49 36
												216	H	Md.-East. Shore	62 49
												230	H	Buffalo	81 57
												236	A	Fairleigh Dickinson	66 56
												261	H	N.C. A&T	65 57
												266	A	Norfolk St.	73 50
												282	A	South Carolina St.	69 46
												296	A	Morgan St.	64 55
												298	H	Bethune-Cookman	58 50
												315	A	Delaware St.	67 52
												315	H	Delaware St.	59 49
												320	A	Savannah St.	64 51
												324	H	NJIT	58 31
												341	H	N.C. Central	67 26
LAST 12 Division I GAMES:															
315	A	Delaware St.	67 52	216	A	Md.-East. Shore	49 36								
216	H	Md.-East. Shore	62 49	282	A	South Carolina St.	69 46								
133	A	Coppin St.	50 49	320	A	Savannah St.	64 51								
298	H	Bethune-Cookman	58 50	80	H	Hampton	39 52								
148	H	Florida A&M	68 61	341	H	N.C. Central	67 26								
296	A	Morgan St.	64 55	261	H	N.C. A&T	65 57								

Non-Div I Games:

Howard

Average RPI Win:	218	WON-LOST	WINNING	LAST 12	STRENGTH OF	OPP. STRENGTH	TEAM	ADJ.	CONF.	ADJ CONF.
Average RPI Loss:	155	RECORD	PCT. RANK	GAMES	SCHEDULE	OF SCHEDULE	RPI	RPI	RPI	RPI
DIV. I ONLY	8- 21	283	2- 10	156	191	283	283	19	19	
DIV. I NON-CONF.	2- 8	293	0- 0	109	178	287	287	11	11	
TOTALS	RPI 1-25	RPI 26-50	W-L RECORDS	RPI 51-100	RPI 101-150	RPI 150+				
8- 21	0- 1	0- 0	OVERALL	1- 6	1- 5	6- 9				
7- 7	0- 0	0- 0	HOME	1- 2	1- 1	5- 4				
1- 13	0- 1	0- 0	AWAY	0- 3	0- 4	1- 5				
0- 1	0- 0	0- 0	NEUTRAL	0- 1	0- 0	0- 0				
2- 8	0- 1	0- 0	NON-CONFERENCE	0- 2	0- 2	2- 3				
2- 3	0- 0	0- 0	HOME	0- 1	0- 0	2- 2				
0- 5	0- 1	0- 0	AWAY	0- 1	0- 2	0- 1				
0- 0	0- 0	0- 0	NEUTRAL	0- 0	0- 0	0- 0				
6- 13	0- 0	0- 0	CONFERENCE	1- 4	1- 3	4- 6				
5- 4	0- 0	0- 0	HOME	1- 1	1- 1	3- 2				
1- 8	0- 0	0- 0	AWAY	0- 2	0- 2	1- 4				
0- 1	0- 0	0- 0	NEUTRAL	0- 1	0- 0	0- 0				

RPI 1-25				RPI 26-50				RPI 51-100				RPI 101+ Team's RPI: 283			
RPI	S	Opponent	Score	RPI	S	Opponent	Score	RPI	S	Opponent	Score	RPI	S	Opponent	Score
16	A	Purdue	36 73					62	A	Michigan St.	56 62	105	A	Cincinnati	42 74
								64	A	South Dakota St.	58 81	108	A	Detroit	60 90
								64	H	South Dakota St.	66 76	113	A	Oral Roberts	62 102
								64	N	South Dakota St.	59 80	113	H	Oral Roberts	61 62
								80	H	Hampton	62 79	148	A	UMKC	62 79
								87	A	South Dakota	56 70	148	H	UMKC	82 76
								87	H	South Dakota	65 63	165	H	SIU Edwardsville	57 72
												201	H	Butler	68 60
												234	A	Western Ill.	75 81
												234	H	Western Ill.	73 54
												235	A	Oakland	52 45
												235	H	Oakland	47 67
												246	H	Youngstown St.	81 91
												253	A	North Dakota St.	70 77
												253	H	North Dakota St.	50 64
												254	A	IUPUI	62 76
												254	H	IUPUI	59 50
												276	A	Valparaiso	43 64
												279	H	Longwood	73 54
												308	A	Southern Utah	68 80
												308	H	Southern Utah	70 60
LAST 12 Division I GAMES:															
				64	N	South Dakota St.	59 80	234	A	Western Ill.	75 81				
				87	A	South Dakota	56 70	254	A	IUPUI	62 76				
				148	A	UMKC	62 79	253	H	North Dakota St.	50 64				
				308	H	Southern Utah	70 60	64	H	South Dakota St.	66 76				
				113	H	Oral Roberts	61 62	113	A	Oral Roberts	62 102				
				235	A	Oakland	52 45	308	A	Southern Utah	68 80				

Non-Div I Games: Grace (IN) 71 54

IPFW

■ Loss,
 ■ Non-Conf,
 ■ S Site,
 ■ Home
 ■ A Away
 N Neutral

Average RPI Win: 220	WON-LOST	WINNING	LAST 12	STRENGTH OF	OPP. STRENGTH	TEAM	ADJ.	CONF.	ADJ CONF.
Average RPI Loss: 163	RECORD	PCT. RANK	GAMES	SCHEDULE	OF SCHEDULE	RPI	RPI	RPI	RPI
DIV. I ONLY	11- 18	240	5- 7	260	140	254	254	19	19
DIV. I NON-CONF.	3- 7	262	0- 0	229	83	261	261	11	11
TOTALS	RPI 1-25	RPI 26-50	W-L RECORDS	RPI 51-100	RPI 101-150	RPI 150+			
11- 18	0- 1	0- 1	OVERALL	1- 3	1- 5	9- 8			
7- 5	0- 0	0- 0	HOME	1- 1	1- 2	5- 2			
1- 13	0- 1	0- 1	AWAY	0- 2	0- 3	1- 6			
3- 0	0- 0	0- 0	NEUTRAL	0- 0	0- 0	3- 0			
3- 7	0- 1	0- 1	NON-CONFERENCE	0- 0	0- 2	3- 3			
1- 2	0- 0	0- 0	HOME	0- 0	0- 1	1- 1			
0- 5	0- 1	0- 1	AWAY	0- 0	0- 1	0- 2			
2- 0	0- 0	0- 0	NEUTRAL	0- 0	0- 0	2- 0			
8- 11	0- 0	0- 0	CONFERENCE	1- 3	1- 3	6- 5			
6- 3	0- 0	0- 0	HOME	1- 1	1- 1	4- 1			
1- 8	0- 0	0- 0	AWAY	0- 2	0- 2	1- 4			
1- 0	0- 0	0- 0	NEUTRAL	0- 0	0- 0	1- 0			

RPI 1-25				RPI 26-50				RPI 51-100				RPI 101+ Team's RPI: 254			
RPI	S	Opponent	Score	RPI	S	Opponent	Score	RPI	S	Opponent	Score	RPI	S	Opponent	Score
16	A	Purdue	45 75	47	A	Kansas	50 71	64	A	South Dakota St.	52 66	113	A	Oral Roberts	55 67
								64	H	South Dakota St.	63 74	113	H	Oral Roberts	72 48
								87	A	South Dakota	65 73	116	H	Eastern Ill.	49 64
								87	H	South Dakota	52 42	127	A	Indiana St.	40 65
												148	A	UMKC	55 63
												148	H	UMKC	56 58
												158	N	Fla. Atlantic	74 64
												170	N	Lamar	61 34
												201	A	Butler	50 58
												214	H	Indiana	64 65
												234	A	Western Ill.	68 64
												234	H	Western Ill.	60 65
												235	A	Oakland	50 54
												235	H	Oakland	64 61
												253	A	North Dakota St.	56 58
												253	H	North Dakota St.	49 39
												253	N	North Dakota St.	80 64
												271	A	Southern Ill.	63 77
												283	A	IPFW	50 59
												283	H	IPFW	76 62
												308	A	Southern Utah	48 58
												308	H	Southern Utah	56 49
												326	H	St. Francis (NY)	75 56
LAST 12 Division I GAMES:															
253	N	North Dakota St.	80 64	308	A	Southern Utah	48 58	235	H	Oakland	64 61				
253	A	North Dakota St.	56 58	283	H	IPFW	76 62	234	A	Western Ill.	68 64				
64	A	South Dakota St.	52 66	87	A	South Dakota	65 73	148	A	UMKC	55 63				
148	H	UMKC	56 58												
87	H	South Dakota	52 42												
113	A	Oral Roberts	55 67												

Non-Div I Games: Marygrove 82 43 Trine 79 24

IUPUI

Loss, Non-Conf, S Site, H Home A Away N Neutral

Average RPI Win: 271	WON-LOST	WINNING	LAST 12	STRENGTH OF	OPP. STRENGTH	TEAM	ADJ.	CONF.	ADJ CONF.
Average RPI Loss: 168	RECORD	PCT. RANK	GAMES	SCHEDULE	OF SCHEDULE	RPI	RPI	RPI	RPI
DIV. I ONLY	9- 19	265	6- 6	201	278	274	274	25	25
DIV. I NON-CONF.	3- 11	290	0- 0	131	283	285	285	24	24
TOTALS	RPI 1-25	RPI 26-50	W-L RECORDS	RPI 51-100	RPI 101-150	RPI 150+			
9- 19	0- 1	0- 0	OVERALL	0- 3	0- 5	9- 10			
4- 9	0- 1	0- 0	HOME	0- 2	0- 2	4- 4			
3- 8	0- 0	0- 0	AWAY	0- 1	0- 2	3- 5			
2- 2	0- 0	0- 0	NEUTRAL	0- 0	0- 1	2- 1			
3- 11	0- 1	0- 0	NON-CONFERENCE	0- 1	0- 3	3- 6			
1- 5	0- 1	0- 0	HOME	0- 1	0- 1	1- 2			
0- 4	0- 0	0- 0	AWAY	0- 0	0- 1	0- 3			
2- 2	0- 0	0- 0	NEUTRAL	0- 0	0- 1	2- 1			
6- 8	0- 0	0- 0	CONFERENCE	0- 2	0- 2	6- 4			
3- 4	0- 0	0- 0	HOME	0- 1	0- 1	3- 2			
3- 4	0- 0	0- 0	AWAY	0- 1	0- 1	3- 2			
0- 0	0- 0	0- 0	NEUTRAL	0- 0	0- 0	0- 0			

RPI 1-25				RPI 26-50				RPI 51-100				RPI 101+ Team's RPI: 274			
RPI	S	Opponent	Score	RPI	S	Opponent	Score	RPI	S	Opponent	Score	RPI	S	Opponent	Score
17	H	Gonzaga	42 91					63	A	Fresno St.	68 76	118	A	Colorado	59 68
								63	H	Fresno St.	49 72	136	A	Utah St.	63 85
								98	H	Washington	49 66	136	H	Utah St.	70 78
												138	H	Seattle	72 80
												141	N	Pepperdine	48 57
												152	A	Eastern Wash.	61 76
												169	A	Montana	57 64
												194	A	Louisiana Tech	54 66
												194	H	Louisiana Tech	57 61
												205	N	Southern Miss.	62 63
												211	A	North Dakota	54 84
												211	H	North Dakota	68 78
												211	N	North Dakota	53 50
												237	H	Wyoming	65 59
												250	A	Hawaii	69 61
												250	H	Hawaii	69 50
												277	A	San Jose St.	67 63
												277	H	San Jose St.	70 65
												297	N	Morehead St.	71 45
												310	H	UC Riverside	57 70
												312	A	Nevada	87 86
												312	H	Nevada	70 76
												328	A	New Mexico St.	47 61
												328	H	New Mexico St.	62 59
LAST 12 Division I GAMES:															
250	H	Hawaii	69 50	328	H	New Mexico St.	62 59								
277	H	San Jose St.	70 65	277	A	San Jose St.	67 63								
136	A	Utah St.	63 85	250	A	Hawaii	69 61								
312	A	Nevada	87 86	136	H	Utah St.	70 78								
63	A	Fresno St.	68 76	312	H	Nevada	70 76								
194	H	Louisiana Tech	57 61	63	H	Fresno St.	49 72								

Non-Div I Games: Carroll (MT) 63 40 Corban 77 74

Idaho

Loss, Non-Conf, S Site, H Home A Away N Neutral

Average RPI Win: 204		WON-LOST	WINNING	LAST 12	STRENGTH OF		OPP. STRENGTH	TEAM	ADJ.	CONF.	ADJ CONF.
Average RPI Loss: 145		RECORD	PCT. RANK	GAMES	SCHEDULE		OF SCHEDULE	RPI	RPI	RPI	RPI
DIV. I ONLY		20- 7	43	10- 2	131		243	71	71	18	18
DIV. I NON-CONF.		6- 5	139	0- 0	46		311	93	93	15	15
TOTALS	RPI 1-25	RPI 26-50		W-L RECORDS		RPI 51-100		RPI 101-150		RPI 150+	
20- 7	0- 0	0- 0		OVERALL		2- 3		4- 2		14- 2	
9- 2	0- 0	0- 0		HOME		0- 1		2- 1		7- 0	
8- 4	0- 0	0- 0		AWAY		0- 1		2- 1		6- 2	
3- 1	0- 0	0- 0		NEUTRAL		2- 1		0- 0		1- 0	
6- 5	0- 0	0- 0		NON-CONFERENCE		2- 3		1- 1		3- 1	
2- 1	0- 0	0- 0		HOME		0- 1		1- 0		1- 0	
1- 3	0- 0	0- 0		AWAY		0- 1		0- 1		1- 1	
3- 1	0- 0	0- 0		NEUTRAL		2- 1		0- 0		1- 0	
14- 2	0- 0	0- 0		CONFERENCE		0- 0		3- 1		11- 1	
7- 1	0- 0	0- 0		HOME		0- 0		1- 1		6- 0	
7- 1	0- 0	0- 0		AWAY		0- 0		2- 0		5- 1	
0- 0	0- 0	0- 0		NEUTRAL		0- 0		0- 0		0- 0	

[illegible]

Non-Div I Games:	Okla. Panhandle	90	48	Great Falls	86	42
------------------	-----------------	----	----	-------------	----	----

Idaho St.

Loss, Non-Conf, S Site, H Home A Away N Neutral

Average RPI Win:	223	WON-LOST	WINNING	LAST 12	STRENGTH OF	OPP. STRENGTH	TEAM	ADJ.	CONF.	ADJ CONF.
Average RPI Loss:	148	RECORD	PCT. RANK	GAMES	SCHEDULE	OF SCHEDULE	RPI	RPI	RPI	RPI
DIV. I ONLY	15- 12	136	7- 5	178	212	161	161	13	13	
DIV. I NON-CONF.	5- 4	134	0- 0	194	244	166	166	17	17	
TOTALS	RPI 1-25	RPI 26-50	W-L RECORDS	RPI 51-100	RPI 101-150	RPI 150+				
15- 12	0- 2	0- 0	OVERALL	0- 1	2- 2	13- 7				
10- 4	0- 1	0- 0	HOME	0- 0	2- 1	8- 2				
5- 8	0- 1	0- 0	AWAY	0- 1	0- 1	5- 5				
0- 0	0- 0	0- 0	NEUTRAL	0- 0	0- 0	0- 0				
5- 4	0- 0	0- 0	NON-CONFERENCE	0- 1	1- 1	4- 2				
4- 1	0- 0	0- 0	HOME	0- 0	1- 1	3- 0				
1- 3	0- 0	0- 0	AWAY	0- 1	0- 0	1- 2				
0- 0	0- 0	0- 0	NEUTRAL	0- 0	0- 0	0- 0				
10- 8	0- 2	0- 0	CONFERENCE	0- 0	1- 1	9- 5				
6- 3	0- 1	0- 0	HOME	0- 0	1- 0	5- 2				
4- 5	0- 1	0- 0	AWAY	0- 0	0- 1	4- 3				
0- 0	0- 0	0- 0	NEUTRAL	0- 0	0- 0	0- 0				

RPI 1-25				RPI 26-50				RPI 51-100				RPI 101+ Team's RPI: 161			
RPI	S	Opponent	Score	RPI	S	Opponent	Score	RPI	S	Opponent	Score	RPI	S	Opponent	Score
25	A	Green Bay	63 80					93	A	Illinois St.	56 77	108	A	Detroit	57 62
25	H	Green Bay	64 77									108	H	Detroit	66 59
												116	H	Eastern Ill.	66 50
												127	H	Indiana St.	59 75
												153	H	Drake	61 48
												157	A	Wright St.	70 80
												157	H	Wright St.	60 62
												165	A	SIU Edwardsville	57 63
												201	A	Butler	48 51
												201	H	Butler	77 42
												206	A	Northern Ill.	49 47
												217	A	Loyola Chicago	57 56
												217	H	Loyola Chicago	66 70
												233	H	Saint Louis	68 60
												235	A	Oakland	45 48
												238	A	Milwaukee	67 41
												238	H	Milwaukee	59 52
												246	A	Youngstown St.	77 68
												246	H	Youngstown St.	70 62
												265	A	Cleveland St.	80 83
												265	H	Cleveland St.	72 50
												276	A	Valparaiso	54 43
												276	H	Valparaiso	54 43
												323	H	Southeast Mo. St.	69 54
LAST 12 Division I GAMES:															
25	H	Green Bay	64 77	246	H	Youngstown St.	70 62								
238	H	Milwaukee	59 52	108	A	Detroit	57 62								
217	H	Loyola Chicago	66 70	157	A	Wright St.	70 80								
201	A	Butler	48 51	217	A	Loyola Chicago	57 56								
276	A	Valparaiso	54 43	276	H	Valparaiso	54 43								
265	H	Cleveland St.	72 50	201	H	Butler	77 42								

Non-Div I Games: Roosevelt 78 58 Central Methodist 67 46

Ill.-Chicago

■ Loss,
 ■ Non-Conf, S Site,
 ■ Home
 ■ Away
 N Neutral

Average RPI Win:	141	WON-LOST	WINNING	LAST 12	STRENGTH OF	OPP. STRENGTH	TEAM	ADJ.	CONF.	ADJ CONF.
Average RPI Loss:	63	RECORD	PCT. RANK	GAMES	SCHEDULE	OF SCHEDULE	RPI	RPI	RPI	RPI
DIV. I ONLY	11- 19	247	5- 7	18	61	112	112	5	5	
DIV. I NON-CONF.	6- 7	181	0- 0	15	92	74	74	4	4	
TOTALS	RPI 1-25	RPI 26-50	W-L RECORDS	RPI 51-100	RPI 101-150	RPI 150+				
11- 19	0- 4	1- 8	OVERALL	3- 2	3- 3	4- 2				
5- 6	0- 2	1- 3	HOME	1- 0	2- 0	1- 1				
5- 8	0- 1	0- 3	AWAY	2- 0	0- 3	3- 1				
1- 5	0- 1	0- 2	NEUTRAL	0- 2	1- 0	0- 0				
6- 7	0- 1	0- 3	NON-CONFERENCE	2- 2	1- 1	3- 0				
2- 1	0- 0	0- 1	HOME	1- 0	0- 0	1- 0				
3- 2	0- 0	0- 1	AWAY	1- 0	0- 1	2- 0				
1- 4	0- 1	0- 1	NEUTRAL	0- 2	1- 0	0- 0				
5- 12	0- 3	1- 5	CONFERENCE	1- 0	2- 2	1- 2				
3- 5	0- 2	1- 2	HOME	0- 0	2- 0	0- 1				
2- 6	0- 1	0- 2	AWAY	1- 0	0- 2	1- 1				
0- 1	0- 0	0- 1	NEUTRAL	0- 0	0- 0	0- 0				

RPI S	Opponent	Score	RPI S	Opponent	Score	RPI S	Opponent	Score	RPI S	Opponent	Score	Team's RPI: 112
16 A	Purdue	66 77	27 A	Ohio St.	84 96	62 A	Michigan St.	71 62	117 A	Northwestern	58 59	
16 H	Purdue	63 64	27 H	Ohio St.	66 65	67 N	Arizona St.	50 51	117 H	Northwestern	69 57	
21 H	Penn St.	65 71	31 A	California	56 80	69 N	Texas Tech	64 70	121 A	Minnesota	53 60	
25 N	Green Bay	62 82	32 H	Nebraska	47 67	72 H	Memphis	62 54	121 H	Minnesota	72 67	
			34 H	South Carolina	52 71	93 A	Illinois St.	66 56	123 A	Oregon	74 77	
			38 N	Dayton	66 80				145 N	Montana St.	68 56	
			40 A	Iowa	62 69				167 A	Wisconsin	60 72	
			44 H	Michigan	50 70				167 H	Wisconsin	67 70	
			44 N	Michigan	53 68				187 H	Alabama A&M	83 65	
									214 A	Indiana	61 60	
									247 A	Clemson	61 50	
									265 A	Cleveland St.	72 42	
LAST 12 Division I GAMES:												
44 N	Michigan	53 68	16 A	Purdue	66 77							
167 A	Wisconsin	60 72	121 H	Minnesota	72 67							
117 H	Northwestern	69 57	32 H	Nebraska	47 67							
121 A	Minnesota	53 60	62 A	Michigan St.	71 62							
214 A	Indiana	61 60	27 A	Ohio St.	84 96							
27 H	Ohio St.	66 65	21 H	Penn St.	65 71							

Non-Div I Games:

Illinois

Average RPI Win:	190	WON-LOST	WINNING	LAST 12	STRENGTH OF	OPP. STRENGTH	TEAM	ADJ.	CONF.	ADJ CONF.
Average RPI Loss:	85	RECORD	PCT. RANK	GAMES	SCHEDULE	OF SCHEDULE	RPI	RPI	RPI	RPI
DIV. I ONLY	18- 11	97	9- 3	123	93	93	93	10	10	
DIV. I NON-CONF.	5- 6	191	0- 0	151	36	171	171	10	10	
TOTALS	RPI 1-25	RPI 26-50	W-L RECORDS	RPI 51-100	RPI 101-150	RPI 150+				
18- 11	0- 1	0- 1	OVERALL	1- 4	6- 5	11- 0				
11- 3	0- 1	0- 0	HOME	1- 1	4- 1	6- 0				
6- 8	0- 0	0- 1	AWAY	0- 3	2- 4	4- 0				
1- 0	0- 0	0- 0	NEUTRAL	0- 0	0- 0	1- 0				
5- 6	0- 1	0- 1	NON-CONFERENCE	0- 1	0- 3	5- 0				
3- 2	0- 1	0- 0	HOME	0- 0	0- 1	3- 0				
1- 4	0- 0	0- 1	AWAY	0- 1	0- 2	1- 0				
1- 0	0- 0	0- 0	NEUTRAL	0- 0	0- 0	1- 0				
13- 5	0- 0	0- 0	CONFERENCE	1- 3	6- 2	6- 0				
8- 1	0- 0	0- 0	HOME	1- 1	4- 0	3- 0				
5- 4	0- 0	0- 0	AWAY	0- 2	2- 2	3- 0				
0- 0	0- 0	0- 0	NEUTRAL	0- 0	0- 0	0- 0				

RPI 1-25				RPI 26-50				RPI 51-100				RPI 101+			
RPI	S	Opponent	Score	RPI	S	Opponent	Score	RPI	S	Opponent	Score	RPI	S	Opponent	Score
18	H	DePaul	54 73	44	A	Michigan	59 76	53	A	Missouri St.	68 83	109	A	Wichita St.	68 59
								53	H	Missouri St.	76 80	109	H	Wichita St.	68 62
								67	A	Arizona St.	54 77	112	H	Illinois	56 66
								84	A	Creighton	59 68	116	A	Eastern Ill.	69 83
								84	H	Creighton	79 66	117	A	Northwestern	62 69
												127	A	Indiana St.	53 67
												127	H	Indiana St.	78 67
												144	A	Bradley	67 65
												144	H	Bradley	82 63
												146	A	UNI	73 79
												146	H	UNI	84 68
												153	A	Drake	66 51
												153	H	Drake	71 67
												161	H	Ill.-Chicago	77 56
												206	H	Northern Ill.	81 62
												223	N	Arkansas St.	78 50
												226	H	Western Ky.	71 45
												270	A	Ball St.	63 52
												271	A	Southern Ill.	72 50
												271	H	Southern Ill.	75 51
												307	A	Evansville	62 59
												307	H	Evansville	62 49
LAST 12 Division I GAMES:															
271	A	Southern Ill.	72 50	144	H	Bradley	82 63								
307	A	Evansville	62 59	146	H	UNI	84 68								
53	H	Missouri St.	76 80	127	H	Indiana St.	78 67								
109	H	Wichita St.	68 62	53	A	Missouri St.	68 83								
153	A	Drake	66 51	109	A	Wichita St.	68 59								
84	A	Creighton	59 68	84	H	Creighton	79 66								

Non-Div I Games:

Illinois St.

Indiana

Average RPI Win: **244**Average RPI Loss: **70**

WON-LOST

RECORD

WINNING

PCT. RANK

LAST 12

GAMES

Through Games Of Sunday, March 4, 2012

STRENGTH OF

SCHEDULE

OPP. STRENGTH

OF SCHEDULE

TEAM

RPI

ADJ.

RPI

CONF.

RPI

ADJ CONF.

RPI

DIV. I ONLY

6- 24

314

1- 11

36

78

214

214

5

5

DIV. I NON-CONF.

5- 8

221

0- 0

78

225

172

172

4

4

TOTALS

RPI 1-25

RPI 26-50

W-L RECORDS

RPI 51-100

RPI 101-150

RPI 150+

6- 24

0- 4

0- 6

OVERALL

0- 8

0- 4

6- 2

3- 10

0- 1

0- 3

HOME

0- 3

0- 2

3- 1

2- 12

0- 3

0- 3

AWAY

0- 4

0- 2

2- 0

1- 2

0- 0

0- 0

NEUTRAL

0- 1

0- 0

1- 1

5- 8

0- 1

0- 0

NON-CONFERENCE

0- 5

0- 0

5- 2

2- 3

0- 0

0- 0

HOME

0- 2

0- 0

2- 1

2- 4

0- 1

0- 0

AWAY

0- 3

0- 0

2- 0

1- 1

0- 0

0- 0

NEUTRAL

0- 0

0- 0

1- 1

1- 16

0- 3

0- 6

CONFERENCE

0- 3

0- 4

1- 0

1- 7

0- 1

0- 3

HOME

0- 1

0- 2

1- 0

0- 8

0- 2

0- 3

AWAY

0- 1

0- 2

0- 0

0- 1

0- 0

0- 0

NEUTRAL

0- 1

0- 0

0- 0

RPI 1-25

RPI 26-50

RPI 51-100

RPI 101+

Team's RPI: 214

RPI	S	Opponent	Score
15	A	St. Bonaventure	45 65
16	A	Purdue	58 90
16	H	Purdue	60 82
21	A	Penn St.	44 76

RPI	S	Opponent	Score
27	A	Ohio St.	54 75
27	H	Ohio St.	55 73
32	A	Nebraska	48 62
40	H	Iowa	64 83
44	A	Michigan	48 66
44	H	Michigan	48 61

RPI	S	Opponent	Score
51	A	Virginia	49 65
52	H	Oklahoma St.	72 83
62	A	Michigan St.	47 67
62	H	Michigan St.	49 63
62	N	Michigan St.	68 97
76	H	Toledo	58 69
78	A	Central Ark.	46 58
90	A	Miami (OH)	72 77

RPI	S	Opponent	Score
112	H	Illinois	60 61
117	A	Northwestern	61 68
117	H	Northwestern	61 69
121	A	Minnesota	43 84
167	H	Wisconsin	62 60
174	N	Colorado St.	47 39
199	N	Pittsburgh	72 77
206	H	Northern Ill.	59 60
254	A	IUPUI	65 64
256	A	Belmont	63 52
292	H	Murray St.	70 67
321	H	A&M-Corpus Christi	80 58

LAST 12 Division I GAMES:

62	N	Michigan St.	68 97	40	H	Iowa	64 83
16	A	Purdue	58 90	21	A	Penn St.	44 76
167	H	Wisconsin	62 60	117	A	Northwestern	61 68
44	H	Michigan	48 61	27	H	Ohio St.	55 73
27	A	Ohio St.	54 75	44	A	Michigan	48 66
112	H	Illinois	60 61	16	H	Purdue	60 82

Non-Div I Games:

Indiana

■ Loss,
 ■ Non-Conf,
 ■ S Site,
 ■ H Home
 ■ A Away
 N Neutral

Average RPI Win: 197		WON-LOST	WINNING	LAST 12	STRENGTH OF	OPP. STRENGTH	TEAM	ADJ.	CONF.	ADJ CONF.
Average RPI Loss: 107		RECORD	PCT. RANK	GAMES	SCHEDULE	OF SCHEDULE	RPI	RPI	RPI	RPI
DIV. I ONLY		15- 15	165	5- 7	84	117	127	127	10	10
DIV. I NON-CONF.		6- 6	160	0- 0	53	217	98	98	10	10
TOTALS		RPI 1-25	RPI 26-50	W-L RECORDS	RPI 51-100	RPI 101-150	RPI 150+			
15- 15	0- 1		0- 1	OVERALL	1- 6	6- 3	8- 4			
10- 4	0- 0		0- 0	HOME	1- 3	5- 0	4- 1			
5- 11	0- 1		0- 1	AWAY	0- 3	1- 3	4- 3			
0- 0	0- 0		0- 0	NEUTRAL	0- 0	0- 0	0- 0			
6- 6	0- 1		0- 1	NON-CONFERENCE	0- 1	2- 1	4- 2			
4- 1	0- 0		0- 0	HOME	0- 1	2- 0	2- 0			
2- 5	0- 1		0- 1	AWAY	0- 0	0- 1	2- 2			
0- 0	0- 0		0- 0	NEUTRAL	0- 0	0- 0	0- 0			
9- 9	0- 0		0- 0	CONFERENCE	1- 5	4- 2	4- 2			
6- 3	0- 0		0- 0	HOME	1- 2	3- 0	2- 1			
3- 6	0- 0		0- 0	AWAY	0- 3	1- 2	2- 1			
0- 0	0- 0		0- 0	NEUTRAL	0- 0	0- 0	0- 0			

RPI 1-25				RPI 26-50				RPI 51-100				RPI 101+				Team's RPI: 127	
RPI	S	Opponent	Score	RPI	S	Opponent	Score	RPI	S	Opponent	Score	RPI	S	Opponent	Score		
3	A	Notre Dame	34 99	44	A	Michigan	44 72	53	A	Missouri St.	70 84	101	H	UT Martin	66 55		
								53	H	Missouri St.	58 68	108	H	Detroit	64 62		
								59	H	Chattanooga	54 75	109	A	Wichita St.	63 74		
								84	A	Creighton	48 63	109	H	Wichita St.	63 51		
								84	H	Creighton	62 64	116	A	Eastern Ill.	60 75		
								93	A	Illinois St.	67 78	144	A	Bradley	58 79		
								93	H	Illinois St.	67 53	144	H	Bradley	77 60		
												146	A	UNI	68 62		
												146	H	UNI	71 60		
												153	A	Drake	43 60		
												153	H	Drake	59 67		
												161	A	Ill.-Chicago	75 59		
												201	H	Butler	49 46		
												206	A	Northern Ill.	43 47		
												254	H	IUPUI	65 40		
												256	A	Belmont	59 69		
												271	A	Southern Ill.	69 46		
												271	H	Southern Ill.	72 66		
												307	A	Evansville	58 47		
												307	H	Evansville	73 54		
												331	A	Chicago St.	67 59		
LAST 12 Division I GAMES:																	
				307	A	Evansville	58 47	146	H	UNI	71 60						
				271	A	Southern Ill.	69 46	144	H	Bradley	77 60						
				109	H	Wichita St.	63 51	93	A	Illinois St.	67 78						
				53	H	Missouri St.	58 68	109	A	Wichita St.	63 74						
				84	A	Creighton	48 63	53	A	Missouri St.	70 84						
				153	A	Drake	43 60	153	H	Drake	59 67						

Non-Div I Games:

Indiana St.

■ Loss, ■ Non-Conf, S Site, H Home A Away N Neutral

Average RPI Win: 259	WON-LOST	WINNING	LAST 12	STRENGTH OF	OPP. STRENGTH	TEAM	ADJ.	CONF.	ADJ CONF.
Average RPI Loss: 151	RECORD	PCT. RANK	GAMES	SCHEDULE	OF SCHEDULE	RPI	RPI	RPI	RPI
DIV. I ONLY	13- 18	218	3- 9	222	247	228	228	22	22
DIV. I NON-CONF.	4- 7	229	0- 0	231	212	238	238	22	22
TOTALS	RPI 1-25	RPI 26-50	W-L RECORDS	RPI 51-100	RPI 101-150	RPI 150+			
13- 18	0- 1	0- 3	OVERALL	0- 5	0- 1	13- 8			
9- 4	0- 0	0- 2	HOME	0- 1	0- 0	9- 1			
3- 13	0- 1	0- 1	AWAY	0- 3	0- 1	3- 7			
1- 1	0- 0	0- 0	NEUTRAL	0- 1	0- 0	1- 0			
4- 7	0- 1	0- 1	NON-CONFERENCE	0- 2	0- 1	4- 2			
3- 1	0- 0	0- 1	HOME	0- 0	0- 0	3- 0			
1- 6	0- 1	0- 0	AWAY	0- 2	0- 1	1- 2			
0- 0	0- 0	0- 0	NEUTRAL	0- 0	0- 0	0- 0			
9- 11	0- 0	0- 2	CONFERENCE	0- 3	0- 0	9- 6			
6- 3	0- 0	0- 1	HOME	0- 1	0- 0	6- 1			
2- 7	0- 0	0- 1	AWAY	0- 1	0- 0	2- 5			
1- 1	0- 0	0- 0	NEUTRAL	0- 1	0- 0	1- 0			

RPI 1-25				RPI 26-50				RPI 51-100				RPI 101+ Team's RPI: 228			
RPI	S	Opponent	Score	RPI	S	Opponent	Score	RPI	S	Opponent	Score	RPI	S	Opponent	Score
13	A	Rutgers	29 62	39	H	Villanova	47 76	76	A	Toledo	42 54	128	A	Marquette	44 93
				48	A	Marist	65 79	90	A	Miami (OH)	77 92	186	A	Loyola Maryland	60 66
				48	H	Marist	61 73	94	A	Fairfield	58 62	186	H	Loyola Maryland	72 65
								94	H	Fairfield	64 78	192	A	Manhattan	54 59
								94	N	Fairfield	45 61	192	H	Manhattan	65 60
												215	A	Niagara	71 61
												215	H	Niagara	55 68
												239	A	Bryant	66 53
												242	A	Siena	59 83
												242	H	Siena	87 71
												245	A	Canisius	74 85
												245	H	Canisius	77 67
												258	H	Long Beach St.	78 73
												261	H	N.C. A&T	85 69
												285	A	Rider	76 80
												285	H	Rider	64 50
												285	N	Rider	61 60
												306	A	Colgate	50 75
												319	A	Saint Peter's	71 54
												319	H	Saint Peter's	74 49
												321	A	A&M-Corpus Christi	68 77
												327	H	Stony Brook	52 48
LAST 12 Division I GAMES:															
				94	N	Fairfield	45 61	192	A	Manhattan	54 59				
				285	N	Rider	61 60	215	H	Niagara	55 68				
				319	H	Saint Peter's	74 49	186	A	Loyola Maryland	60 66				
				48	A	Marist	65 79	242	A	Siena	59 83				
				186	H	Loyola Maryland	72 65	94	H	Fairfield	64 78				
				285	A	Rider	76 80	48	H	Marist	61 73				

Non-Div I Games:

Iona

■ Loss,
 ■ Non-Conf, S Site,
 ■ Home
 ■ Away
 N Neutral

Iowa				Through Games of Sunday, March 17, 1912						
Average RPI Win:	121	WON-LOST	WINNING	LAST 12	STRENGTH OF	OPP. STRENGTH	TEAM	ADJ.	CONF.	ADJ CONF.
Average RPI Loss:	43	RECORD	PCT. RANK	GAMES	SCHEDULE	OF SCHEDULE	RPI	RPI	RPI	RPI
DIV. I ONLY	19- 11	92	9- 3	27	26	40	40	5	5	
DIV. I NON-CONF.	8- 5	107	0- 0	41	17	71	71	4	4	

TOTALS	RPI 1-25	RPI 26-50		W-L RECORDS		RPI 51-100	RPI 101-150	RPI 150+		
19- 11	2- 4	2- 5		OVERALL		2- 0	7- 2	6- 0		
13- 2	1- 0	1- 1		HOME		2- 0	5- 1	4- 0		
5- 7	0- 3	1- 3		AWAY		0- 0	2- 1	2- 0		
1- 2	1- 1	0- 1		NEUTRAL		0- 0	0- 0	0- 0		
8- 5	1- 2	0- 1		NON-CONFERENCE		1- 0	3- 2	3- 0		
6- 1	0- 0	0- 0		HOME		1- 0	2- 1	3- 0		
1- 3	0- 1	0- 1		AWAY		0- 0	1- 1	0- 0		
1- 1	1- 1	0- 0		NEUTRAL		0- 0	0- 0	0- 0		
11- 6	1- 2	2- 4		CONFERENCE		1- 0	4- 0	3- 0		
7- 1	1- 0	1- 1		HOME		1- 0	3- 0	1- 0		
4- 4	0- 2	1- 2		AWAY		0- 0	1- 0	2- 0		
0- 1	0- 0	0- 1		NEUTRAL		0- 0	0- 0	0- 0		

RPI S	Opponent	Score	RPI S	Opponent	Score	RPI S	Opponent	Score	RPI S	Opponent	Score
8 N	Texas A&M	58 74	27 A	Ohio St.	71 84	62 H	Michigan St.	74 57	104 H	UNLV	59 69
11 N	St. John's (NY)	60 52	32 A	Nebraska	53 60	83 H	Albany (NY)	82 60	112 H	Illinois	69 62
16 A	Purdue	55 57	32 H	Nebraska	72 77				117 A	Northwestern	70 63
16 H	Purdue	59 42	32 N	Nebraska	68 80				117 H	Northwestern	86 55
19 A	Kansas St.	78 81	42 A	Iowa St.	54 62				121 H	Minnesota	75 58
21 A	Penn St.	52 68	44 A	Michigan	58 57				132 H	Harvard	90 81
			44 H	Michigan	79 71				139 H	Mississippi Val.	86 80
Team's RPI: 40											
LAST 12 Division I GAMES:											
			32 N	Nebraska	68 80	214 A	Indiana	83 64			
			44 H	Michigan	79 71	167 A	Wisconsin	85 79			
			117 A	Northwestern	70 63	16 H	Purdue	59 42			
			44 A	Michigan	58 57	32 A	Nebraska	53 60			
			62 H	Michigan St.	74 57	21 A	Penn St.	52 68			
			121 H	Minnesota	75 58	167 H	Wisconsin	69 57			

Non-Div I Games:

Iowa

■ Loss,
■ Non-Conf, S Site,
■ Home
■ Away
N Neutral

Average RPI Win:	124	WON-LOST	WINNING	LAST 12	STRENGTH OF	OPP. STRENGTH	TEAM	ADJ.	CONF.	ADJ CONF.
Average RPI Loss:	29	RECORD	PCT. RANK	GAMES	SCHEDULE	OF SCHEDULE	RPI	RPI	RPI	RPI
DIV. I ONLY	18- 11	97	8- 4	25	9	42	42	1	1	
DIV. I NON-CONF.	9- 2	37	0- 0	190	142	70	70	1	1	
TOTALS	RPI 1-25	RPI 26-50	W-L RECORDS	RPI 51-100	RPI 101-150	RPI 150+				
18- 11	3- 6	3- 3	OVERALL	2- 2	4- 0	6- 0				
14- 2	2- 2	3- 0	HOME	2- 0	3- 0	4- 0				
3- 8	1- 3	0- 3	AWAY	0- 2	1- 0	1- 0				
1- 1	0- 1	0- 0	NEUTRAL	0- 0	0- 0	1- 0				
9- 2	0- 1	1- 1	NON-CONFERENCE	0- 0	2- 0	6- 0				
7- 0	0- 0	1- 0	HOME	0- 0	2- 0	4- 0				
1- 1	0- 0	0- 1	AWAY	0- 0	0- 0	1- 0				
1- 1	0- 1	0- 0	NEUTRAL	0- 0	0- 0	1- 0				
9- 9	3- 5	2- 2	CONFERENCE	2- 2	2- 0	0- 0				
7- 2	2- 2	2- 0	HOME	2- 0	1- 0	0- 0				
2- 7	1- 3	0- 2	AWAY	0- 2	1- 0	0- 0				
0- 0	0- 0	0- 0	NEUTRAL	0- 0	0- 0	0- 0				

RPI	S	Opponent	Score	RPI	S	Opponent	Score	Team's RPI: 42	RPI	S	Opponent	Score	RPI	S	Opponent	Score
1	A	Baylor	53 77	40	H	Iowa	62 54		52	A	Oklahoma St.	63 71	115	A	Missouri	65 52
1	H	Baylor	45 57	44	A	Michigan	49 56		52	H	Oklahoma St.	73 52	115	H	Missouri	66 59
8	A	Texas A&M	64 66	45	A	Texas	60 62		69	A	Texas Tech	41 51	139	H	Mississippi Val.	77 47
8	H	Texas A&M	33 59	45	H	Texas	71 56		69	H	Texas Tech	66 49	146	H	UNI	84 57
19	A	Kansas St.	66 57	47	A	Kansas	67 74						153	A	Drake	71 64
19	H	Kansas St.	57 33	47	H	Kansas	66 47						185	H	New Hampshire	71 57
21	N	Penn St.	59 66										201	N	Butler	64 44
22	A	Oklahoma	51 80										230	H	Buffalo	65 45
22	H	Oklahoma	77 71										293	H	Northern Ariz.	65 41
													342	H	Houston Baptist	73 33
LAST 12 Division I GAMES:																
1	A	Baylor	53 77	69	A	Texas Tech	41 51									
19	H	Kansas St.	57 33	115	A	Missouri	65 52									
52	A	Oklahoma St.	63 71	45	H	Texas	71 56									
115	H	Missouri	66 59	52	H	Oklahoma St.	73 52									
22	H	Oklahoma	77 71	8	A	Texas A&M	64 66									
47	H	Kansas	66 47	19	A	Kansas St.	66 57									

Non-Div I Games:

Iowa St.

Average RPI Win:	291	WON-LOST	WINNING	LAST 12	STRENGTH OF	OPP. STRENGTH	TEAM	ADJ.	CONF.	ADJ CONF.
Average RPI Loss:	223	RECORD	PCT. RANK	GAMES	SCHEDULE	OF SCHEDULE	RPI	RPI	RPI	RPI
DIV. I ONLY	10- 15	226	4- 8	340	338	314	314	32	32	
DIV. I NON-CONF.	2- 5	266	0- 0	339	299	326	326	32	32	
TOTALS	RPI 1-25	RPI 26-50	W-L RECORDS	RPI 51-100	RPI 101-150	RPI 150+				
10- 15	0- 0	0- 0	OVERALL	0- 1	0- 2	10- 12				
6- 4	0- 0	0- 0	HOME	0- 0	0- 1	6- 3				
4- 10	0- 0	0- 0	AWAY	0- 0	0- 1	4- 9				
0- 1	0- 0	0- 0	NEUTRAL	0- 1	0- 0	0- 0				
2- 5	0- 0	0- 0	NON-CONFERENCE	0- 1	0- 0	2- 4				
1- 0	0- 0	0- 0	HOME	0- 0	0- 0	1- 0				
1- 4	0- 0	0- 0	AWAY	0- 0	0- 0	1- 4				
0- 1	0- 0	0- 0	NEUTRAL	0- 1	0- 0	0- 0				
8- 10	0- 0	0- 0	CONFERENCE	0- 0	0- 2	8- 8				
5- 4	0- 0	0- 0	HOME	0- 0	0- 1	5- 3				
3- 6	0- 0	0- 0	AWAY	0- 0	0- 1	3- 5				
0- 0	0- 0	0- 0	NEUTRAL	0- 0	0- 0	0- 0				

RPI S	Opponent	Score	RPI S	Opponent	Score	RPI S	Opponent	Score	RPI S	Opponent	Score	Team's RPI: 314
						71 N	Idaho St.	36 47	139 A	Mississippi Val.	56 66	
									139 H	Mississippi Val.	62 72	
									187 A	Alabama A&M	43 65	
									187 H	Alabama A&M	72 66	
									205 A	Southern Miss.	55 70	
									208 A	Grambling	56 64	
									208 H	Grambling	55 59	
									225 A	Southern U.	49 42	
									225 H	Southern U.	60 65	
									252 A	Prairie View	55 56	
									252 H	Prairie View	48 46	
									263 A	Alabama St.	51 61	
									263 H	Alabama St.	49 52	
									273 A	Alcorn St.	51 53	
									273 H	Alcorn St.	76 55	
									287 A	Southeastern La.	49 76	
									301 H	Tennessee St.	67 43	
									311 A	Air Force	51 64	
									321 A	A&M-Corpus Christi	61 64	
									329 A	Northwestern St.	79 73	
									334 A	Ark.-Pine Bluff	59 51	
									334 H	Ark.-Pine Bluff	62 45	
									339 A	Texas Southern	55 50	
									339 H	Texas Southern	55 38	
LAST 12 Division I GAMES:												
263 A	Alabama St.	51 61	252 A	Prairie View	55 56							
187 A	Alabama A&M	43 65	225 H	Southern U.	60 65							
139 H	Mississippi Val.	62 72	273 H	Alcorn St.	76 55							
334 H	Ark.-Pine Bluff	62 45	334 A	Ark.-Pine Bluff	59 51							
208 A	Grambling	56 64	139 A	Mississippi Val.	56 66							
339 A	Texas Southern	55 50	208 H	Grambling	55 59							

Non-Div I Games: Tougaloo 63 54 Tougaloo 62 67

Jackson St.

Loss, Non-Conf, S Site, H Home A Away N Neutral

Jacksonville

Through Games Of Sunday, March 4, 2012

Average RPI Win:	294	WON-LOST	WINNING	LAST 12	STRENGTH OF	OPP. STRENGTH	TEAM	ADJ.	CONF.	ADJ CONF.
Average RPI Loss:	179	RECORD	PCT. RANK	GAMES	SCHEDULE	OF SCHEDULE	RPI	RPI	RPI	RPI
DIV. I ONLY	11- 20	257	4- 8	259	331	280	280	30	30	
DIV. I NON-CONF.	2- 9	299	0- 0	160	315	306	306	30	30	
TOTALS	RPI 1-25	RPI 26-50	W-L RECORDS	RPI 51-100	RPI 101-150	RPI 150+				
11- 20	0- 0	0- 0	OVERALL	0- 6	0- 5	11- 9				
7- 6	0- 0	0- 0	HOME	0- 2	0- 2	7- 2				
3- 12	0- 0	0- 0	AWAY	0- 4	0- 2	3- 6				
1- 2	0- 0	0- 0	NEUTRAL	0- 0	0- 1	1- 1				
2- 9	0- 0	0- 0	NON-CONFERENCE	0- 4	0- 2	2- 3				
2- 2	0- 0	0- 0	HOME	0- 1	0- 1	2- 0				
0- 6	0- 0	0- 0	AWAY	0- 3	0- 1	0- 2				
0- 1	0- 0	0- 0	NEUTRAL	0- 0	0- 0	0- 1				
9- 11	0- 0	0- 0	CONFERENCE	0- 2	0- 3	9- 6				
5- 4	0- 0	0- 0	HOME	0- 1	0- 1	5- 2				
3- 6	0- 0	0- 0	AWAY	0- 1	0- 1	3- 4				
1- 1	0- 0	0- 0	NEUTRAL	0- 0	0- 1	1- 0				

RPI 1-25			RPI 26-50			RPI 51-100				RPI 101+			Team's RPI: 280		
RPI	S	Opponent	Score	RPI	S	Opponent	Score	RPI	S	Opponent	Score	RPI	S	Opponent	Score
								58	A	Fla. Gulf Coast	51 74	120	A	Stetson	86 93
								58	H	Fla. Gulf Coast	60 70	120	H	Stetson	63 73
								60	A	Bowling Green	53 83	120	N	Stetson	60 67
								80	H	Hampton	55 68	135	A	FIU	37 63
								86	A	Wake Forest	54 83	148	H	Florida A&M	59 78
								88	A	North Carolina St.	42 80	224	N	East Carolina	64 70
												256	A	Belmont	62 68
												256	H	Belmont	57 50
												256	N	Belmont	62 58
												260	A	Kennesaw St.	64 78
												260	H	Kennesaw St.	62 66
												269	A	East Tenn. St.	88 82
												269	H	East Tenn. St.	70 44
												272	A	North Florida	36 51
												272	H	North Florida	44 46
												282	H	South Carolina St.	68 67
												291	A	S.C. Upstate	74 64
												291	H	S.C. Upstate	80 72
												302	A	Ga. Southern	46 52
												320	A	Savannah St.	64 67
												325	A	Mercer	76 65
												325	H	Mercer	84 78
												332	A	Lipscomb	64 68
												332	H	Lipscomb	81 75
												340	H	Jacksonville St.	87 74
LAST 12 Division I GAMES:															
				120	N	Stetson	60 67		269	A	East Tenn. St.	88 82			
				256	N	Belmont	62 58		58	H	Fla. Gulf Coast	60 70			
				272	H	North Florida	44 46		120	H	Stetson	63 73			
				325	H	Mercer	84 78		256	A	Belmont	62 68			
				260	H	Kennesaw St.	62 66		332	A	Lipscomb	64 68			
				291	A	S.C. Upstate	74 64		260	A	Kennesaw St.	64 78			

Non-Div I Games:

Jacksonville

■ Loss,
 ■ Non-Conf,
 ■ S Site,
 ■ Home
 ■ A Away
 N Neutral

Average RPI Win:	318	WON-LOST	WINNING	LAST 12	STRENGTH OF	OPP. STRENGTH	TEAM	ADJ.	CONF.	ADJ CONF.
Average RPI Loss:	217	RECORD	PCT. RANK	GAMES	SCHEDULE	OF SCHEDULE	RPI	RPI	RPI	RPI
DIV. I ONLY	3- 25	334	1- 11	330	320	340	340	31	31	
DIV. I NON-CONF.	2- 10	305	0- 0	312	272	332	332	31	31	
TOTALS	RPI 1-25	RPI 26-50	W-L RECORDS	RPI 51-100	RPI 101-150	RPI 150+				
3- 25	0- 1	0- 0	OVERALL	0- 0	0- 6	3- 18				
2- 9	0- 0	0- 0	HOME	0- 0	0- 2	2- 7				
1- 14	0- 1	0- 0	AWAY	0- 0	0- 3	1- 10				
0- 2	0- 0	0- 0	NEUTRAL	0- 0	0- 1	0- 1				
2- 10	0- 1	0- 0	NON-CONFERENCE	0- 0	0- 3	2- 6				
2- 1	0- 0	0- 0	HOME	0- 0	0- 0	2- 1				
0- 7	0- 1	0- 0	AWAY	0- 0	0- 2	0- 4				
0- 2	0- 0	0- 0	NEUTRAL	0- 0	0- 1	0- 1				
1- 15	0- 0	0- 0	CONFERENCE	0- 0	0- 3	1- 12				
0- 8	0- 0	0- 0	HOME	0- 0	0- 2	0- 6				
1- 7	0- 0	0- 0	AWAY	0- 0	0- 1	1- 6				
0- 0	0- 0	0- 0	NEUTRAL	0- 0	0- 0	0- 0				

RPI 1-25				RPI 26-50				RPI 51-100				RPI 101+ Team's RPI: 340			
RPI	S	Opponent	Score	RPI	S	Opponent	Score	RPI	S	Opponent	Score	RPI	S	Opponent	Score
9	A	Kentucky	25 100									101	A	UT Martin	67 99
												101	H	UT Martin	52 87
												114	A	Samford	40 73
												116	H	Eastern Ill.	55 71
												135	N	FIU	52 79
												143	A	Mississippi St.	41 78
												165	A	SIU Edwardsville	39 79
												165	H	SIU Edwardsville	57 78
												205	A	Southern Miss.	58 75
												212	A	Tennessee Tech	59 65
												212	H	Tennessee Tech	50 62
												243	H	Georgia St.	60 68
												260	A	Kennesaw St.	67 81
												267	H	Eastern Ky.	76 80
												272	A	North Florida	47 63
												280	A	Jacksonville	74 87
												286	A	Austin Peay	74 73
												292	A	Murray St.	57 73
												297	A	Morehead St.	60 79
												297	H	Morehead St.	52 68
												301	A	Tennessee St.	59 61
												301	H	Tennessee St.	57 67
												302	N	Ga. Southern	49 72
												323	A	Southeast Mo. St.	48 66
												323	H	Southeast Mo. St.	47 54
												332	H	Lipscomb	81 72
LAST 12 Division I GAMES:															
				101	H	UT Martin	52 87					165	H	SIU Edwardsville	57 78
				323	H	Southeast Mo. St.	47 54					116	H	Eastern Ill.	55 71
				301	A	Tennessee St.	59 61					212	A	Tennessee Tech	59 65
				297	A	Morehead St.	60 79					292	A	Murray St.	57 73
				101	A	UT Martin	67 99					286	A	Austin Peay	74 73
				212	H	Tennessee Tech	50 62					297	H	Morehead St.	52 68

Non-Div I Games: LeMoyne-Owen 83 67

Jacksonville St.

■ Loss,
 ■ Non-Conf, S Site,
 ■ Home
 ■ Away
 N Neutral

RPI	S	Opponent	Score
337	H	Troy	65 54

Jacksonville St.
S
t
.

Average RPI Win:	152	WON-LOST	WINNING	LAST 12	STRENGTH OF	OPP. STRENGTH	TEAM	ADJ.	CONF.	ADJ CONF.
Average RPI Loss:	79	RECORD	PCT. RANK	GAMES	SCHEDULE	OF SCHEDULE	RPI	RPI	RPI	RPI
DIV. I ONLY	23- 6	25	10- 2	73	91	33	33	7	7	
DIV. I NON-CONF.	9- 2	37	0- 0	39	156	18	18	7	7	
TOTALS	RPI 1-25	RPI 26-50	W-L RECORDS	RPI 51-100	RPI 101-150	RPI 150+				
23- 6	0- 1	1- 1	OVERALL	7- 3	4- 0	11- 1				
11- 2	0- 1	1- 0	HOME	4- 1	1- 0	5- 0				
11- 3	0- 0	0- 0	AWAY	3- 2	3- 0	5- 1				
1- 1	0- 0	0- 1	NEUTRAL	0- 0	0- 0	1- 0				
9- 2	0- 0	1- 1	NON-CONFERENCE	2- 1	2- 0	4- 0				
4- 0	0- 0	1- 0	HOME	1- 0	0- 0	2- 0				
4- 1	0- 0	0- 0	AWAY	1- 1	2- 0	1- 0				
1- 1	0- 0	0- 1	NEUTRAL	0- 0	0- 0	1- 0				
14- 4	0- 1	0- 0	CONFERENCE	5- 2	2- 0	7- 1				
7- 2	0- 1	0- 0	HOME	3- 1	1- 0	3- 0				
7- 2	0- 0	0- 0	AWAY	2- 1	1- 0	4- 1				
0- 0	0- 0	0- 0	NEUTRAL	0- 0	0- 0	0- 0				

RPI 1-25				RPI 26-50				Team's RPI: 33		RPI 51-100				RPI 101+			
RPI	S	Opponent	Score	RPI	S	Opponent	Score		RPI	S	Opponent	Score	RPI	S	Opponent	Score	
7	H	Delaware	65 72	37	H	Middle Tenn.	60 46		51	A	Virginia	53 59	106	A	VCU	65 64	
				49	N	Richmond	66 74		57	A	Hofstra	81 63	106	H	VCU	64 43	
									57	H	Hofstra	80 61	107	A	Liberty	62 58	
									75	A	Quinnipiac	81 73	122	A	American	68 64	
									77	H	Duquesne	56 49	171	A	George Mason	66 54	
									79	A	Drexel	56 51	171	H	George Mason	49 45	
									79	H	Drexel	43 60	190	A	Northeastern	50 61	
									82	H	UNC Wilmington	63 52	196	A	Old Dominion	57 55	
									96	A	Towson	58 65	196	H	Old Dominion	63 44	
									96	H	Towson	67 57	213	H	Central Conn. St.	71 64	
													216	H	Md.-East. Shore	61 53	
													219	A	William & Mary	50 40	
													243	A	Georgia St.	62 50	
													243	H	Georgia St.	76 45	
													316	N	Rhode Island	77 42	
													317	A	Maine	64 47	
LAST 12 Division I GAMES:																	
				171	A	George Mason	66 54		79	A	Drexel	56 51					
				196	H	Old Dominion	63 44		171	H	George Mason	49 45					
				57	H	Hofstra	80 61		196	A	Old Dominion	57 55					
				190	A	Northeastern	50 61		7	H	Delaware	65 72					
				82	H	UNC Wilmington	63 52		243	H	Georgia St.	76 45					
				106	A	VCU	65 64		219	A	William & Mary	50 40					

Non-Div I Games:

James Madison

■ Loss,
 ■ Non-Conf, S Site,
 ■ Home
 ■ Away
 N Neutral

Kansas

Through Games Of Sunday, March 4, 2012

Average RPI Win:	119	WON-LOST	WINNING	LAST 12	STRENGTH OF	OPP. STRENGTH	TEAM	ADJ.	CONF.	ADJ CONF.
Average RPI Loss:	42	RECORD	PCT. RANK	GAMES	SCHEDULE	OF SCHEDULE	RPI	RPI	RPI	RPI
DIV. I ONLY	19- 11	92	4- 8	22	13	47	47	1	1	
DIV. I NON-CONF.	11- 1	10	0- 0	129	163	28	28	1	1	
TOTALS	RPI 1-25	RPI 26-50	W-L RECORDS	RPI 51-100	RPI 101-150	RPI 150+				
19- 11	1- 7	3- 1	OVERALL	5- 1	4- 1	6- 1				
13- 6	0- 4	2- 0	HOME	2- 1	3- 1	6- 0				
6- 5	1- 3	1- 1	AWAY	3- 0	1- 0	0- 1				
0- 0	0- 0	0- 0	NEUTRAL	0- 0	0- 0	0- 0				
11- 1	0- 0	0- 0	NON-CONFERENCE	2- 0	3- 0	6- 1				
10- 0	0- 0	0- 0	HOME	1- 0	3- 0	6- 0				
1- 1	0- 0	0- 0	AWAY	1- 0	0- 0	0- 1				
0- 0	0- 0	0- 0	NEUTRAL	0- 0	0- 0	0- 0				
8- 10	1- 7	3- 1	CONFERENCE	3- 1	1- 1	0- 0				
3- 6	0- 4	2- 0	HOME	1- 1	0- 1	0- 0				
5- 4	1- 3	1- 1	AWAY	2- 0	1- 0	0- 0				
0- 0	0- 0	0- 0	NEUTRAL	0- 0	0- 0	0- 0				

RPI	S	Opponent	Score	RPI	S	Opponent	Score	RPI	S	Opponent	Score	RPI	S	Opponent	Score
1	A	Baylor	46 74	42	A	Iowa St.	47 66	52	A	Oklahoma St.	65 60	113	H	Oral Roberts	85 68
1	H	Baylor	45 76	42	H	Iowa St.	74 67	52	H	Oklahoma St.	63 66	115	A	Missouri	72 63
8	A	Texas A&M	51 62	45	A	Texas	72 67	69	A	Texas Tech	69 64	115	H	Missouri	65 70
8	H	Texas A&M	65 76	45	H	Texas	85 61	69	H	Texas Tech	62 43	147	H	Sam Houston St.	87 59
19	A	Kansas St.	43 47					84	H	Creighton	73 59	148	H	UMKC	77 52
19	H	Kansas St.	57 63					86	A	Wake Forest	74 73	158	H	Fla. Atlantic	82 63
22	A	Oklahoma	83 77									167	H	Wisconsin	73 44
22	H	Oklahoma	68 74									170	H	Lamar	90 40
												178	A	Alabama	76 80
												191	H	SMU	75 52
												254	H	IUPUI	71 50
												290	H	Western Mich.	76 64
LAST 12 Division I GAMES:															
22	A	Oklahoma	83 77	19	A	Kansas St.	43 47								
52	H	Oklahoma St.	63 66	45	H	Texas	85 61								
1	H	Baylor	45 76	8	A	Texas A&M	51 62								
69	A	Texas Tech	69 64	22	H	Oklahoma	68 74								
115	H	Missouri	65 70	1	A	Baylor	46 74								
42	A	Iowa St.	47 66	69	H	Texas Tech	62 43								

Non-Div I Games:

Kansas

Loss, Non-Conf, S Site, H Home A Away N Neutral

Average RPI Win:	83	WON-LOST	WINNING	LAST 12	STRENGTH OF	OPP. STRENGTH	TEAM	ADJ.	CONF.	ADJ CONF.
Average RPI Loss:	42	RECORD	PCT. RANK	GAMES	SCHEDULE	OF SCHEDULE	RPI	RPI	RPI	RPI
DIV. I ONLY	18- 12	111	5- 7	3	8	19	19	1	1	
DIV. I NON-CONF.	9- 3	61	0- 0	12	56	14	14	1	1	
TOTALS	RPI 1-25	RPI 26-50	W-L RECORDS	RPI 51-100	RPI 101-150	RPI 150+				
18- 12	1- 6	7- 2	OVERALL	5- 2	3- 2	2- 0				
10- 4	1- 2	4- 1	HOME	2- 1	2- 0	1- 0				
6- 6	0- 3	3- 1	AWAY	3- 0	0- 2	0- 0				
2- 2	0- 1	0- 0	NEUTRAL	0- 1	1- 0	1- 0				
9- 3	0- 1	3- 0	NON-CONFERENCE	2- 1	2- 1	2- 0				
5- 0	0- 0	2- 0	HOME	1- 0	1- 0	1- 0				
2- 1	0- 0	1- 0	AWAY	1- 0	0- 1	0- 0				
2- 2	0- 1	0- 0	NEUTRAL	0- 1	1- 0	1- 0				
9- 9	1- 5	4- 2	CONFERENCE	3- 1	1- 1	0- 0				
5- 4	1- 2	2- 1	HOME	1- 1	1- 0	0- 0				
4- 5	0- 3	2- 1	AWAY	2- 0	0- 1	0- 0				
0- 0	0- 0	0- 0	NEUTRAL	0- 0	0- 0	0- 0				

RPI	S	Opponent	Score	RPI	S	Opponent	Score	RPI	S	Opponent	Score	RPI	S	Opponent	Score
1	A	Baylor	41 76	40	H	Iowa	81 78	52	A	Oklahoma St.	67 56	104	A	UNLV	38 44
1	H	Baylor	41 70	42	A	Iowa St.	33 57	52	H	Oklahoma St.	53 50	109	H	Wichita St.	60 34
8	A	Texas A&M	36 67	42	H	Iowa St.	57 66	53	H	Missouri St.	65 63	115	A	Missouri	56 61
8	H	Texas A&M	71 69	43	H	BYU	59 46	57	N	Hofstra	54 64	115	H	Missouri	72 46
16	N	Purdue	42 46	45	A	Texas	64 55	64	A	South Dakota St.	63 46	117	N	Northwestern	64 45
22	A	Oklahoma	62 68	45	H	Texas	65 45	69	A	Texas Tech	62 61	253	N	North Dakota St.	70 47
22	H	Oklahoma	57 65	47	A	Kansas	63 57	69	H	Texas Tech	63 64	288	H	Dartmouth	54 20
				47	H	Kansas	47 43								
				48	A	Marist	57 56								
LAST 12 Division I GAMES:															
69	H	Texas Tech	63 64	47	H	Kansas	47 43								
42	A	Iowa St.	33 57	8	A	Texas A&M	36 67								
115	A	Missouri	56 61	1	H	Baylor	41 70								
52	H	Oklahoma St.	53 50	45	A	Texas	64 55								
45	H	Texas	65 45	52	A	Oklahoma St.	67 56								
22	A	Oklahoma	62 68	42	H	Iowa St.	57 66								

Non-Div I Games:

Kansas St.

■ Loss,
 ■ Non-Conf,
 ■ S Site,
 ■ H Home
 ■ A Away
 N Neutral

Average RPI Win:	304	WON-LOST	WINNING	LAST 12	STRENGTH OF	OPP. STRENGTH	TEAM	ADJ.	CONF.	ADJ CONF.
Average RPI Loss:	176	RECORD	PCT. RANK	GAMES	SCHEDULE	OF SCHEDULE	RPI	RPI	RPI	RPI
DIV. I ONLY	14- 17	193	6- 6	327	321	260	260	30	30	
DIV. I NON-CONF.	5- 6	191	0- 0	331	287	265	265	30	30	
TOTALS	RPI 1-25	RPI 26-50	W-L RECORDS	RPI 51-100	RPI 101-150	RPI 150+				
14- 17	0- 1	0- 0	OVERALL	0- 5	0- 2	14- 9				
6- 7	0- 0	0- 0	HOME	0- 1	0- 1	6- 5				
7- 9	0- 1	0- 0	AWAY	0- 3	0- 1	7- 4				
1- 1	0- 0	0- 0	NEUTRAL	0- 1	0- 0	1- 0				
5- 6	0- 1	0- 0	NON-CONFERENCE	0- 2	0- 0	5- 3				
2- 2	0- 0	0- 0	HOME	0- 0	0- 0	2- 2				
3- 4	0- 1	0- 0	AWAY	0- 2	0- 0	3- 1				
0- 0	0- 0	0- 0	NEUTRAL	0- 0	0- 0	0- 0				
9- 11	0- 0	0- 0	CONFERENCE	0- 3	0- 2	9- 6				
4- 5	0- 0	0- 0	HOME	0- 1	0- 1	4- 3				
4- 5	0- 0	0- 0	AWAY	0- 1	0- 1	4- 3				
1- 1	0- 0	0- 0	NEUTRAL	0- 1	0- 0	1- 0				

RPI S	Opponent	Score	RPI S	Opponent	Score	RPI S	Opponent	Score	RPI S	Opponent	Score	Team's RPI: 260
14 A	Georgia Tech	51 94				58 A	Fla. Gulf Coast	51 58	120 A	Stetson	68 73	
						58 H	Fla. Gulf Coast	50 87	120 H	Stetson	55 65	
						58 N	Fla. Gulf Coast	53 76	231 H	Texas St.	70 72	
						59 A	Chattanooga	39 76	243 A	Georgia St.	59 65	
						89 A	North Carolina	62 76	256 A	Belmont	55 57	
									256 H	Belmont	53 58	
									263 A	Alabama St.	61 51	
									269 A	East Tenn. St.	61 77	
									269 H	East Tenn. St.	78 68	
									272 A	North Florida	56 64	
									272 H	North Florida	57 66	
									272 N	North Florida	51 49	
									280 A	Jacksonville	66 62	
									280 H	Jacksonville	78 64	
									281 H	Wofford	62 66	
									291 A	S.C. Upstate	74 63	
									291 H	S.C. Upstate	54 45	
									322 A	Gardner-Webb	68 48	
									325 A	Mercer	75 51	
									325 H	Mercer	70 68	
									332 A	Lipscomb	74 55	
									332 H	Lipscomb	64 72	
									335 H	UNC Asheville	83 79	
									337 A	Troy	66 57	
									340 H	Jacksonville St.	81 67	
LAST 12 Division I GAMES:												
	58 N	Fla. Gulf Coast	53	76		325 H	Mercer	70	68			
	272 N	North Florida	51	49		269 H	East Tenn. St.	78	68			
	332 H	Lipscomb	64	72		291 H	S.C. Upstate	54	45			
	256 H	Belmont	53	58		58 A	Fla. Gulf Coast	51	58			
	272 A	North Florida	56	64		120 A	Stetson	68	73			
	280 A	Jacksonville	66	62		280 H	Jacksonville	78	64			

Non-Div I Games:

Kennesaw St.

Loss, Non-Conf, S Site, H Home A Away N Neutral

Average RPI Win:	238	WON-LOST	WINNING	LAST 12	STRENGTH OF	OPP. STRENGTH	TEAM	ADJ.	CONF.	ADJ CONF.
Average RPI Loss:	169	RECORD	PCT. RANK	GAMES	SCHEDULE	OF SCHEDULE	RPI	RPI	RPI	RPI
DIV. I ONLY	6- 21	304	3- 9	152	222	295	295	12	12	
DIV. I NON-CONF.	1- 9	323	0- 0	210	294	327	327	13	13	
TOTALS	RPI 1-25	RPI 26-50	W-L RECORDS	RPI 51-100	RPI 101-150	RPI 150+				
6- 21	0- 1	0- 1	OVERALL	0- 6	0- 1	6- 12				
5- 7	0- 1	0- 0	HOME	0- 3	0- 0	5- 3				
1- 13	0- 0	0- 1	AWAY	0- 3	0- 1	1- 8				
0- 1	0- 0	0- 0	NEUTRAL	0- 0	0- 0	0- 1				
1- 9	0- 1	0- 1	NON-CONFERENCE	0- 0	0- 1	1- 6				
1- 3	0- 1	0- 0	HOME	0- 0	0- 0	1- 2				
0- 5	0- 0	0- 1	AWAY	0- 0	0- 1	0- 3				
0- 1	0- 0	0- 0	NEUTRAL	0- 0	0- 0	0- 1				
5- 12	0- 0	0- 0	CONFERENCE	0- 6	0- 0	5- 6				
4- 4	0- 0	0- 0	HOME	0- 3	0- 0	4- 1				
1- 8	0- 0	0- 0	AWAY	0- 3	0- 0	1- 5				
0- 0	0- 0	0- 0	NEUTRAL	0- 0	0- 0	0- 0				

RPI 1-25				RPI 26-50				RPI 51-100				RPI 101+ Team's RPI: 295			
RPI	S	Opponent	Score	RPI	S	Opponent	Score	RPI	S	Opponent	Score	RPI	S	Opponent	Score
15	H	St. Bonaventure	51 60	46	A	Temple	33 68	60	A	Bowling Green	57 76	142	A	Robert Morris	44 78
								60	H	Bowling Green	48 91	162	H	Central Mich.	67 64
								65	A	Eastern Mich.	47 83	168	A	Marshall	55 93
								76	H	Toledo	55 66	190	H	Northeastern	65 73
								90	A	Miami (OH)	55 73	202	A	Akron	62 68
								90	H	Miami (OH)	65 69	202	H	Akron	77 76
												206	A	Northern Ill.	55 66
												230	A	Buffalo	72 85
												230	H	Buffalo	85 73
												245	H	Canisius	64 81
												248	A	Ohio	40 58
												248	A	Ohio	45 51
												248	H	Ohio	68 65
												270	H	Ball St.	56 75
												290	A	Western Mich.	67 61
												293	A	Northern Ariz.	56 72
												297	H	Morehead St.	65 64
												298	A	Bethune-Cookman	49 58
												304	N	Utah Valley	45 46
LAST 12 Division I GAMES:															
248	A	Ohio	40 58	65	A	Eastern Mich.	47 83								
60	H	Bowling Green	48 91	76	H	Toledo	55 66								
202	H	Akron	77 76	270	H	Ball St.	56 75								
230	A	Buffalo	72 85	206	A	Northern Ill.	55 66								
248	A	Ohio	45 51	290	A	Western Mich.	67 61								
90	H	Miami (OH)	65 69	162	H	Central Mich.	67 64								

Non-Div I Games:

Kent St.

■ Loss,
■ Non-Conf,
■ S Site,
■ H Home
■ A Away
N Neutral

Kentucky

Through Games Of Sunday, March 4, 2012

Average RPI Win: 119		WON-LOST	WINNING	LAST 12	STRENGTH OF		OPP. STRENGTH	TEAM	ADJ.	CONF.	ADJ CONF.
Average RPI Loss: 44		RECORD	PCT. RANK	GAMES	SCHEDULE		OF SCHEDULE	RPI	RPI	RPI	RPI
DIV. I ONLY		24- 6	21	8- 4	24		17	9	9	2	2
DIV. I NON-CONF.		10- 2	33	0- 0	95		93	32	32	3	3
TOTALS		RPI 1-25	RPI 26-50		W-L RECORDS		RPI 51-100	RPI 101-150		RPI 150+	
24- 6		4- 4	7- 1		OVERALL		0- 0	6- 0		7- 1	
17- 0		3- 0	4- 0		HOME		0- 0	4- 0		6- 0	
6- 5		1- 3	2- 1		AWAY		0- 0	2- 0		1- 1	
1- 1		0- 1	1- 0		NEUTRAL		0- 0	0- 0		0- 0	
10- 2		2- 1	0- 1		NON-CONFERENCE		0- 0	3- 0		5- 0	
9- 0		2- 0	0- 0		HOME		0- 0	3- 0		4- 0	
1- 2		0- 1	0- 1		AWAY		0- 0	0- 0		1- 0	
0- 0		0- 0	0- 0		NEUTRAL		0- 0	0- 0		0- 0	
14- 4		2- 3	7- 0		CONFERENCE		0- 0	3- 0		2- 1	
8- 0		1- 0	4- 0		HOME		0- 0	1- 0		2- 0	
5- 3		1- 2	2- 0		AWAY		0- 0	2- 0		0- 1	
1- 1		0- 1	1- 0		NEUTRAL		0- 0	0- 0		0- 0	

RPI 1-25				Team's RPI: 9		RPI 26-50				RPI 51-100				RPI 101+			
RPI	S	Opponent	Score	RPI	S	Opponent	Score	RPI	S	Opponent	Score	RPI	S	Opponent	Score		
3	A	Notre Dame	83 92	28	H	Vanderbilt	70 61					114	H	Samford	90 61		
4	A	Tennessee	54 91	34	A	South Carolina	66 58					119	A	Auburn	66 48		
4	H	Tennessee	61 60	34	H	South Carolina	53 50					139	H	Mississippi Val.	90 51		
10	H	Duke	72 65	35	H	Arkansas	84 72					143	A	Mississippi St.	76 40		
20	A	LSU	51 61	37	A	Middle Tenn.	58 70					143	H	Mississippi St.	88 40		
20	N	LSU	61 72	41	A	Florida	59 56					147	H	Sam Houston St.	73 52		
23	H	Louisville	74 54	41	H	Florida	57 52					178	A	Alabama	75 77		
24	A	Georgia	69 64	41	N	Florida	71 67					178	H	Alabama	82 68		

Non-Div I Games: Neb. Omaha 81 48

Kentucky

■ Loss,
 ■ Non-Conf, S Site,
 ■ Home
 ■ Away
 N Neutral

Average RPI Win:	209	WON-LOST	WINNING	LAST 12	STRENGTH OF	OPP. STRENGTH	TEAM	ADJ.	CONF.	ADJ CONF.
Average RPI Loss:	144	RECORD	PCT. RANK	GAMES	SCHEDULE	OF SCHEDULE	RPI	RPI	RPI	RPI
DIV. I ONLY	21- 10	77	7- 5	239	171	110	110	15	15	
DIV. I NON-CONF.	11- 1	10	0- 0	252	134	45	45	21	21	
TOTALS	RPI 1-25	RPI 26-50	W-L RECORDS	RPI 51-100	RPI 101-150	RPI 150+				
21- 10	0- 0	0- 0	OVERALL	5- 3	3- 1	13- 6				
12- 3	0- 0	0- 0	HOME	2- 1	3- 0	7- 2				
8- 7	0- 0	0- 0	AWAY	2- 2	0- 1	6- 4				
1- 0	0- 0	0- 0	NEUTRAL	1- 0	0- 0	0- 0				
11- 1	0- 0	0- 0	NON-CONFERENCE	3- 1	3- 0	5- 0				
6- 0	0- 0	0- 0	HOME	1- 0	3- 0	2- 0				
4- 1	0- 0	0- 0	AWAY	1- 1	0- 0	3- 0				
1- 0	0- 0	0- 0	NEUTRAL	1- 0	0- 0	0- 0				
10- 9	0- 0	0- 0	CONFERENCE	2- 2	0- 1	8- 6				
6- 3	0- 0	0- 0	HOME	1- 1	0- 0	5- 2				
4- 6	0- 0	0- 0	AWAY	1- 1	0- 1	3- 4				
0- 0	0- 0	0- 0	NEUTRAL	0- 0	0- 0	0- 0				

RPI 1-25			RPI 26-50			RPI 51-100			RPI 101+			Team's RPI: 110
RPI	S	Opponent	Score	RPI	S	Opponent	Score	RPI	S	Opponent	Score	
						52 N	Oklahoma St.	64 63	137 H	La Salle	69 53	
						68 A	Sacred Heart	59 74	140 H	Charlotte	81 72	
						68 H	Sacred Heart	74 68	142 A	Robert Morris	57 63	
						75 A	Quinnipiac	74 64	150 H	Cal Poly	69 61	
						75 H	Quinnipiac	51 54	154 A	Saint Francis (PA)	59 67	
						79 A	Drexel	60 52	156 A	Monmouth	56 68	
						83 H	Albany (NY)	64 52	156 A	Monmouth	54 55	
						100 A	Hartford	45 54	156 H	Monmouth	57 67	
									193 A	Mt. St. Mary's	43 44	
									193 H	Mt. St. Mary's	69 45	
									212 A	Tennessee Tech	62 60	
									213 H	Central Conn. St.	57 43	
									219 H	William & Mary	78 69	
									236 A	Fairleigh Dickinson	70 67	
									236 H	Fairleigh Dickinson	65 71	
									239 H	Bryant	50 41	
									312 A	Nevada	67 51	
									326 A	St. Francis (NY)	60 53	
									326 H	St. Francis (NY)	66 53	
									327 A	Stony Brook	66 59	
									336 A	Wagner	67 60	
									336 H	Wagner	72 41	
									338 H	Columbia	58 50	
LAST 12 Division I GAMES:												
						156 A	Monmouth	56 68	326 H	St. Francis (NY)	66 53	
						236 A	Fairleigh Dickinson	70 67	239 H	Bryant	50 41	
						156 A	Monmouth	54 55	213 H	Central Conn. St.	57 43	
						68 H	Sacred Heart	74 68	142 A	Robert Morris	57 63	
						75 H	Quinnipiac	51 54	154 A	Saint Francis (PA)	59 67	
						326 A	St. Francis (NY)	60 53	336 A	Wagner	67 60	

Non-Div I Games:

LIU Brooklyn

■ Loss,
 ■ Non-Conf,
 S Site,
 ■ Home
 ■ Away
 N Neutral

Average RPI Win:	128	WON-LOST	WINNING	LAST 12	STRENGTH OF	OPP. STRENGTH	TEAM	ADJ.	CONF.	ADJ CONF.
Average RPI Loss:	40	RECORD	PCT. RANK	GAMES	SCHEDULE	OF SCHEDULE	RPI	RPI	RPI	RPI
DIV. I ONLY	22- 10	73	8- 4	17	40	20	20	2	2	
DIV. I NON-CONF.	10- 3	49	0- 0	87	135	49	49	3	3	
TOTALS	RPI 1-25	RPI 26-50	W-L RECORDS	RPI 51-100	RPI 101-150	RPI 150+				
22- 10	2- 3	5- 5	OVERALL	2- 1	4- 1	9- 0				
12- 3	1- 0	3- 2	HOME	1- 0	2- 1	5- 0				
8- 6	0- 2	1- 3	AWAY	1- 1	2- 0	4- 0				
2- 1	1- 1	1- 0	NEUTRAL	0- 0	0- 0	0- 0				
10- 3	0- 0	1- 1	NON-CONFERENCE	2- 1	1- 1	6- 0				
6- 1	0- 0	1- 0	HOME	1- 0	0- 1	4- 0				
4- 2	0- 0	0- 1	AWAY	1- 1	1- 0	2- 0				
0- 0	0- 0	0- 0	NEUTRAL	0- 0	0- 0	0- 0				
12- 7	2- 3	4- 4	CONFERENCE	0- 0	3- 0	3- 0				
6- 2	1- 0	2- 2	HOME	0- 0	2- 0	1- 0				
4- 4	0- 2	1- 2	AWAY	0- 0	1- 0	2- 0				
2- 1	1- 1	1- 0	NEUTRAL	0- 0	0- 0	0- 0				

RPI	S	Opponent	Score	RPI	S	Opponent	Score	RPI	S	Opponent	Score	RPI	S	Opponent	Score
4	A	Tennessee	56 65	27	A	Ohio St.	68 77	56	H	UCLA	58 41	109	A	Wichita St.	64 56
4	N	Tennessee	58 70	28	A	Vanderbilt	72 81	81	A	Tulane	62 65	117	H	Northwestern	43 44
9	H	Kentucky	61 51	28	H	Vanderbilt	69 66	92	A	McNeese St.	64 43	119	H	Auburn	57 41
9	N	Kentucky	72 61	29	H	Georgetown	51 40					143	A	Mississippi St.	53 48
24	A	Georgia	46 62	34	H	South Carolina	58 48					143	H	Mississippi St.	53 49
				35	A	Arkansas	50 42					170	H	Lamar	77 35
				35	H	Arkansas	52 72					178	A	Alabama	51 46
				35	N	Arkansas	41 40					178	H	Alabama	84 40
				41	A	Florida	58 62					188	A	Ole Miss	83 44
				41	H	Florida	64 73					194	A	Louisiana Tech	66 55
												208	H	Grambling	62 47
												263	H	Alabama St.	67 35
												269	A	East Tenn. St.	71 68
												334	H	Ark.-Pine Bluff	80 28
LAST 12 Division I GAMES:															
				4	N	Tennessee	58 70					35	A	Arkansas	50 42
				9	N	Kentucky	72 61					178	A	Alabama	51 46
				35	N	Arkansas	41 40					143	H	Mississippi St.	53 49
				24	A	Georgia	46 62					9	H	Kentucky	61 51
				28	H	Vanderbilt	69 66					41	H	Florida	64 73
				119	H	Auburn	57 41					28	A	Vanderbilt	72 81

Non-Div I Games:

LSU

■ Loss,
 ■ Non-Conf,
 ■ S Site,
 ■ H Home
 ■ A Away
 N Neutral

Average RPI Win:	229	WON-LOST	WINNING	LAST 12	STRENGTH OF	OPP. STRENGTH	TEAM	ADJ.	CONF.	ADJ CONF.
Average RPI Loss:	55	RECORD	PCT. RANK	GAMES	SCHEDULE	OF SCHEDULE	RPI	RPI	RPI	RPI
DIV. I ONLY	14- 17	193	5- 7	77	87	137	137	9	9	
DIV. I NON-CONF.	6- 9	212	0- 0	63	47	126	126	8	8	
TOTALS	RPI 1-25	RPI 26-50	W-L RECORDS	RPI 51-100	RPI 101-150	RPI 150+				
14- 17	0- 4	0- 6	OVERALL	0- 5	0- 2	14- 0				
5- 7	0- 2	0- 3	HOME	0- 2	0- 0	5- 0				
7- 8	0- 1	0- 2	AWAY	0- 3	0- 2	7- 0				
2- 2	0- 1	0- 1	NEUTRAL	0- 0	0- 0	2- 0				
6- 9	0- 2	0- 3	NON-CONFERENCE	0- 3	0- 1	6- 0				
2- 3	0- 1	0- 1	HOME	0- 1	0- 0	2- 0				
3- 5	0- 1	0- 1	AWAY	0- 2	0- 1	3- 0				
1- 1	0- 0	0- 1	NEUTRAL	0- 0	0- 0	1- 0				
8- 8	0- 2	0- 3	CONFERENCE	0- 2	0- 1	8- 0				
3- 4	0- 1	0- 2	HOME	0- 1	0- 0	3- 0				
4- 3	0- 0	0- 1	AWAY	0- 1	0- 1	4- 0				
1- 1	0- 1	0- 0	NEUTRAL	0- 0	0- 0	1- 0				

RPI 1-25			RPI 26-50			RPI 51-100			RPI 101+ Team's RPI: 137		
RPI	S	Opponent	Score	RPI	S	Opponent	Score	RPI	S	Opponent	Score
11	A	St. John's (NY)	45 66	36	A	West Virginia	52 63	55	H	Saint Joseph's	53 57
13	H	Rutgers	48 61	38	H	Dayton	49 58	77	A	Duquesne	52 82
15	H	St. Bonaventure	57 75	39	H	Villanova	51 67	79	A	Drexel	59 72
15	N	St. Bonaventure	53 68	41	N	Florida	74 85	83	A	Albany (NY)	76 81
				46	H	Temple	44 71	94	H	Fairfield	52 55
				49	A	Richmond	70 74				
LAST 12 Division I GAMES:											
15	N	St. Bonaventure	53 68	316	A	Rhode Island	49 45				
200	N	Xavier	52 49	55	H	Saint Joseph's	53 57				
46	H	Temple	44 71	255	H	Massachusetts	81 67				
240	A	George Washington	69 47	197	A	Fordham	56 55				
77	A	Duquesne	52 82	15	H	St. Bonaventure	57 75				
38	H	Dayton	49 58	49	A	Richmond	70 74				

Non-Div I Games:

La Salle

■ Loss,
■ Non-Conf,
■ S Site,
■ H Home
■ A Away
N Neutral

La.-Lafayette

Through Games Of Sunday, March 4, 2012

Average RPI Win:	276	WON-LOST	WINNING	LAST 12	STRENGTH OF	OPP. STRENGTH	TEAM	ADJ.	CONF.	ADJ CONF.
Average RPI Loss:	169	RECORD	PCT. RANK	GAMES	SCHEDULE	OF SCHEDULE	RPI	RPI	RPI	RPI
DIV. I ONLY	6- 22	306	1- 10	236	223	303	303	17	17	
DIV. I NON-CONF.	5- 6	191	0- 0	254	312	202	202	16	16	
TOTALS	RPI 1-25	RPI 26-50	W-L RECORDS	RPI 51-100	RPI 101-150	RPI 150+				
6- 22	0- 0	0- 1	OVERALL	0- 3	0- 7	6- 11				
3- 9	0- 0	0- 0	HOME	0- 1	0- 3	3- 5				
3- 12	0- 0	0- 1	AWAY	0- 2	0- 3	3- 6				
0- 1	0- 0	0- 0	NEUTRAL	0- 0	0- 1	0- 0				
5- 6	0- 0	0- 0	NON-CONFERENCE	0- 3	0- 1	5- 2				
2- 2	0- 0	0- 0	HOME	0- 1	0- 0	2- 1				
3- 4	0- 0	0- 0	AWAY	0- 2	0- 1	3- 1				
0- 0	0- 0	0- 0	NEUTRAL	0- 0	0- 0	0- 0				
1- 16	0- 0	0- 1	CONFERENCE	0- 0	0- 6	1- 9				
1- 7	0- 0	0- 0	HOME	0- 0	0- 3	1- 4				
0- 8	0- 0	0- 1	AWAY	0- 0	0- 2	0- 5				
0- 1	0- 0	0- 0	NEUTRAL	0- 0	0- 1	0- 0				

RPI 1-25				RPI 26-50				RPI 51-100				RPI 101+				Team's RPI:	303
RPI	S	Opponent	Score	RPI	S	Opponent	Score	RPI	S	Opponent	Score	RPI	S	Opponent	Score		
				37	A	Middle Tenn.	53 104	74	A	San Diego	44 103	111	A	UALR	45 56		
								81	H	Tulane	40 75	111	H	UALR	41 55		
								92	A	McNeese St.	59 80	131	A	Denver	47 71		
												131	H	Denver	39 76		
												135	H	FIU	48 78		
												135	N	FIU	53 74		
												143	A	Mississippi St.	38 72		
												158	H	Fla. Atlantic	52 66		
												173	H	South Ala.	68 72		
												204	A	North Texas	40 78		
												204	H	North Texas	45 66		
												223	A	Arkansas St.	52 55		
												223	H	Arkansas St.	50 57		
												225	H	Southern U.	60 49		
												226	A	Western Ky.	45 49		
												227	H	Nicholls St.	64 72		
												251	A	La.-Monroe	35 66		
												251	H	La.-Monroe	82 65		
												287	A	Southeastern La.	69 57		
												287	H	Southeastern La.	63 54		
												298	A	Bethune-Cookman	72 67		
												310	A	UC Riverside	59 56		
												320	A	Savannah St.	36 41		
												337	A	Troy	52 58		
LAST 12 Division I GAMES:																	
				135	N	FIU	53 74	337	A	Troy	52 58						
				251	H	La.-Monroe	82 65	131	H	Denver	39 76						
				204	A	North Texas	40 78	251	A	La.-Monroe	35 66						
				131	A	Denver	47 71	204	H	North Texas	45 66						
				223	H	Arkansas St.	50 57	223	A	Arkansas St.	52 55						
				111	H	UALR	41 55	111	A	UALR	45 56						

Non-Div I Games: LSU-Shreveport 50 63 Neb. Omaha 62 60

La.-Lafayette

Loss, Non-Conf, S Site, H Home A Away N Neutral

Average RPI Win:	237	WON-LOST	WINNING	LAST 12	STRENGTH OF	OPP. STRENGTH	TEAM	ADJ.	CONF.	ADJ CONF.
Average RPI Loss:	147	RECORD	PCT. RANK	GAMES	SCHEDULE	OF SCHEDULE	RPI	RPI	RPI	RPI
DIV. I ONLY	9- 21	274	4- 8	140	206	251	251	17	17	
DIV. I NON-CONF.	2- 11	309	0- 0	56	274	250	250	16	16	
TOTALS	RPI 1-25	RPI 26-50	W-L RECORDS	RPI 51-100	RPI 101-150	RPI 150+				
9- 21	0- 1	0- 1	OVERALL	0- 4	1- 5	8- 10				
6- 6	0- 0	0- 1	HOME	0- 1	1- 1	5- 3				
3- 12	0- 1	0- 0	AWAY	0- 2	0- 3	3- 6				
0- 3	0- 0	0- 0	NEUTRAL	0- 1	0- 1	0- 1				
2- 11	0- 1	0- 0	NON-CONFERENCE	0- 4	0- 1	2- 5				
1- 3	0- 0	0- 0	HOME	0- 1	0- 0	1- 2				
1- 6	0- 1	0- 0	AWAY	0- 2	0- 0	1- 3				
0- 2	0- 0	0- 0	NEUTRAL	0- 1	0- 1	0- 0				
7- 10	0- 0	0- 1	CONFERENCE	0- 0	1- 4	6- 5				
5- 3	0- 0	0- 1	HOME	0- 0	1- 1	4- 1				
2- 6	0- 0	0- 0	AWAY	0- 0	0- 3	2- 3				
0- 1	0- 0	0- 0	NEUTRAL	0- 0	0- 0	0- 1				

RPI S	Opponent	Score	RPI S	Opponent	Score	RPI S	Opponent	Score	RPI S	Opponent	Score	Team's RPI: 251
12	A Miami (FL)	39 103	37	H Middle Tenn.	53 67	69	A Texas Tech	54 94	111	A UALR	46 52	
						78	N Central Ark.	55 73	111	H UALR	58 54	
						81	A Tulane	45 62	131	A Denver	53 57	
						92	H McNeese St.	60 68	131	H Denver	49 52	
									135	A FIU	55 65	
									148	N UMKC	70 76	
									158	A Fla. Atlantic	58 65	
									159	H Stephen F. Austin	58 68	
									170	A Lamar	68 70	
									173	H South Ala.	55 52	
									204	A North Texas	70 67	
									204	H North Texas	54 56	
									205	A Southern Miss.	74 77	
									208	A Grambling	71 75	
									212	H Tennessee Tech	64 68	
									223	A Arkansas St.	61 76	
									223	H Arkansas St.	83 57	
									226	H Western Ky.	53 49	
									226	N Western Ky.	50 66	
									227	H Nicholls St.	78 68	
									303	A La.-Lafayette	65 82	
									303	H La.-Lafayette	66 35	
									329	A Northwestern St.	84 68	
									337	A Troy	49 46	
LAST 12 Division I GAMES:												
226	N	Western Ky.	50	66	111	A	UALR	46	52			
303	A	La.-Lafayette	65	82	223	A	Arkansas St.	61	76			
37	H	Middle Tenn.	53	67	303	H	La.-Lafayette	66	35			
131	A	Denver	53	57	337	A	Troy	49	46			
204	A	North Texas	70	67	131	H	Denver	49	52			
173	H	South Ala.	55	52	204	H	North Texas	54	56			

Non-Div I Games:

La.-Monroe

■ Loss,
■ Non-Conf, S Site,
■ Home
■ Away
N Neutral

Lafayette

Through Games Of Sunday, March 4, 2012

Average RPI Win:	296	WON-LOST	WINNING	LAST 12	STRENGTH OF	OPP. STRENGTH	TEAM	ADJ.	CONF.	ADJ CONF.
Average RPI Loss:	178	RECORD	PCT. RANK	GAMES	SCHEDULE	OF SCHEDULE	RPI	RPI	RPI	RPI
DIV. I ONLY	8- 22	291	1- 11	276	264	300	300	29	29	
DIV. I NON-CONF.	6- 9	212	0- 0	288	170	248	248	29	29	
TOTALS	RPI 1-25	RPI 26-50	W-L RECORDS	RPI 51-100	RPI 101-150	RPI 150+				
8- 22	0- 1	0- 1	OVERALL	0- 2	0- 3	8- 15				
4- 8	0- 0	0- 1	HOME	0- 1	0- 1	4- 5				
3- 13	0- 1	0- 0	AWAY	0- 1	0- 2	3- 9				
1- 1	0- 0	0- 0	NEUTRAL	0- 0	0- 0	1- 1				
6- 9	0- 1	0- 1	NON-CONFERENCE	0- 2	0- 0	6- 5				
3- 2	0- 0	0- 1	HOME	0- 1	0- 0	3- 0				
2- 6	0- 1	0- 0	AWAY	0- 1	0- 0	2- 4				
1- 1	0- 0	0- 0	NEUTRAL	0- 0	0- 0	1- 1				
2- 13	0- 0	0- 0	CONFERENCE	0- 0	0- 3	2- 10				
1- 6	0- 0	0- 0	HOME	0- 0	0- 1	1- 5				
1- 7	0- 0	0- 0	AWAY	0- 0	0- 2	1- 5				
0- 0	0- 0	0- 0	NEUTRAL	0- 0	0- 0	0- 0				

RPI S	Opponent	Score	RPI S	Opponent	Score	RPI S	Opponent	Score	RPI S	Opponent	Score	Team's RPI: 300
6	A Maryland	36 84	26	H Princeton	47 87	55	H Saint Joseph's	57 65	122	A American	54 59	
						97	A Syracuse	54 74	122	A American	54 80	
									122	H American	54 58	
									156	N Monmouth	54 58	
									166	A Holy Cross	52 61	
									166	H Holy Cross	61 75	
									182	A Lehigh	55 68	
									182	H Lehigh	47 57	
									192	H Manhattan	48 43	
									199	A Pittsburgh	69 74	
									206	A Navy	47 63	
									206	H Navy	55 60	
									209	A Penn	39 49	
									224	N East Carolina	64 57	
									239	A Bryant	48 56	
									262	A Army	43 44	
									262	H Army	47 62	
									285	A Rider	56 64	
									306	A Colgate	60 69	
									306	H Colgate	66 58	
									319	A Saint Peter's	59 50	
									326	A St. Francis (NY)	46 33	
									330	A Bucknell	49 45	
									330	H Bucknell	54 65	
									336	H Wagner	66 55	
									338	H Columbia	53 45	
LAST 12 Division I GAMES:												
122	A American	54 59	262	H Army	47 62							
122	H American	54 58	206	A Navy	47 63							
306	A Colgate	60 69	122	A American	54 80							
182	H Lehigh	47 57	306	H Colgate	66 58							
166	A Holy Cross	52 61	182	A Lehigh	55 68							
330	H Bucknell	54 65	166	H Holy Cross	61 75							

Non-Div I Games:

Lafayette

Loss, Non-Conf, S Site, H Home A Away N Neutral

Average RPI Win:	262	WON-LOST	WINNING	LAST 12	STRENGTH OF	OPP. STRENGTH	TEAM	ADJ.	CONF.	ADJ CONF.
Average RPI Loss:	123	RECORD	PCT. RANK	GAMES	SCHEDULE	OF SCHEDULE	RPI	RPI	RPI	RPI
DIV. I ONLY	14- 14	165	7- 5	185	249	170	170	24	24	
DIV. I NON-CONF.	6- 6	160	0- 0	128	137	118	118	27	27	
TOTALS	RPI 1-25	RPI 26-50	W-L RECORDS	RPI 51-100	RPI 101-150	RPI 150+				
14- 14	0- 2	0- 1	OVERALL	0- 5	0- 1	14- 5				
7- 4	0- 0	0- 0	HOME	0- 2	0- 1	7- 1				
6- 9	0- 2	0- 1	AWAY	0- 3	0- 0	6- 3				
1- 1	0- 0	0- 0	NEUTRAL	0- 0	0- 0	1- 1				
6- 6	0- 2	0- 1	NON-CONFERENCE	0- 1	0- 0	6- 2				
3- 0	0- 0	0- 0	HOME	0- 0	0- 0	3- 0				
2- 5	0- 2	0- 1	AWAY	0- 1	0- 0	2- 1				
1- 1	0- 0	0- 0	NEUTRAL	0- 0	0- 0	1- 1				
8- 8	0- 0	0- 0	CONFERENCE	0- 4	0- 1	8- 3				
4- 4	0- 0	0- 0	HOME	0- 2	0- 1	4- 1				
4- 4	0- 0	0- 0	AWAY	0- 2	0- 0	4- 2				
0- 0	0- 0	0- 0	NEUTRAL	0- 0	0- 0	0- 0				

RPI 1-25				RPI 26-50				RPI 51-100				RPI 101+ Team's RPI: 170			
RPI	S	Opponent	Score	RPI	S	Opponent	Score	RPI	S	Opponent	Score	RPI	S	Opponent	Score
8	A	Texas A&M	58 83	47	A	Kansas	40 90	54	A	UTEP	52 81	147	H	Sam Houston St.	59 72
20	A	LSU	35 77					78	A	Central Ark.	53 63	158	N	Fla. Atlantic	66 61
								78	H	Central Ark.	37 62	159	A	Stephen F. Austin	51 61
								92	A	McNeese St.	45 58	172	H	Rice	61 54
								92	H	McNeese St.	40 59	175	A	TCU	59 73
												188	H	Ole Miss	67 58
												225	A	Southern U.	70 62
												227	A	Nicholls St.	64 70
												227	H	Nicholls St.	70 52
												231	H	Texas St.	56 50
												251	H	La.-Monroe	70 68
												254	N	IUPUI	34 61
												287	A	Southeastern La.	71 69
												287	H	Southeastern La.	61 69
												299	A	UTSA	54 51
												313	A	Texas-Arlington	68 52
												321	H	A&M-Corpus Christi	63 49
												329	A	Northwestern St.	82 61
												329	H	Northwestern St.	58 56
												342	A	Houston Baptist	73 40
LAST 12 Division I GAMES:															
				92	H	McNeese St.	40 59	227	H	Nicholls St.	70 52				
				231	H	Texas St.	56 50	329	A	Northwestern St.	82 61				
				147	H	Sam Houston St.	59 72	299	A	UTSA	54 51				
				159	A	Stephen F. Austin	51 61	287	H	Southeastern La.	61 69				
				321	H	A&M-Corpus Christi	63 49	227	A	Nicholls St.	64 70				
				287	A	Southeastern La.	71 69	329	H	Northwestern St.	58 56				

Non-Div I Games: Centenary (LA) 73 44 Our Lady Of The Lak82 62

Lamar

Loss, Non-Conf, S Site, H Home A Away N Neutral

Average RPI Win:	263	WON-LOST	WINNING	LAST 12	STRENGTH OF	OPP. STRENGTH	TEAM	ADJ.	CONF.	ADJ CONF.
Average RPI Loss:	138	RECORD	PCT. RANK	GAMES	SCHEDULE	OF SCHEDULE	RPI	RPI	RPI	RPI
DIV. I ONLY	17- 12	124	8- 4	293	236	182	182	29	29	
DIV. I NON-CONF.	7- 7	160	0- 0	236	105	190	190	29	29	
TOTALS	RPI 1-25	RPI 26-50	W-L RECORDS	RPI 51-100	RPI 101-150	RPI 150+				
17- 12	0- 1	0- 2	OVERALL	0- 2	1- 3	16- 4				
11- 4	0- 0	0- 2	HOME	0- 0	1- 1	10- 1				
6- 7	0- 1	0- 0	AWAY	0- 2	0- 2	6- 2				
0- 1	0- 0	0- 0	NEUTRAL	0- 0	0- 0	0- 1				
7- 7	0- 1	0- 2	NON-CONFERENCE	0- 2	1- 1	6- 1				
5- 2	0- 0	0- 2	HOME	0- 0	1- 0	4- 0				
2- 4	0- 1	0- 0	AWAY	0- 2	0- 1	2- 0				
0- 1	0- 0	0- 0	NEUTRAL	0- 0	0- 0	0- 1				
10- 5	0- 0	0- 0	CONFERENCE	0- 0	0- 2	10- 3				
6- 2	0- 0	0- 0	HOME	0- 0	0- 1	6- 1				
4- 3	0- 0	0- 0	AWAY	0- 0	0- 1	4- 2				
0- 0	0- 0	0- 0	NEUTRAL	0- 0	0- 0	0- 0				

RPI 1-25				RPI 26-50				RPI 51-100				RPI 101+ Team's RPI: 182			
RPI	S	Opponent	Score	RPI	S	Opponent	Score	RPI	S	Opponent	Score	RPI	S	Opponent	Score
13	A	Rutgers	40 68	39	H	Villanova	54 62	55	A	Saint Joseph's	48 66	122	A	American	49 55
				49	H	Richmond	49 71	68	A	Sacred Heart	51 68	122	H	American	50 67
												137	A	La Salle	43 63
												142	H	Robert Morris	68 54
												156	N	Monmouth	73 75
												166	A	Holy Cross	75 73
												166	H	Holy Cross	75 60
												186	H	Loyola Maryland	70 60
												206	A	Navy	50 46
												206	H	Navy	57 48
												262	A	Army	64 66
												262	H	Army	56 47
												276	A	Valparaiso	41 39
												300	A	Lafayette	57 47
												300	H	Lafayette	68 55
												306	A	Colgate	71 77
												306	H	Colgate	85 82
												316	H	Rhode Island	67 56
												319	H	Saint Peter's	64 48
												324	H	NJIT	61 37
												330	A	Bucknell	53 38
												330	H	Bucknell	63 47
												330	H	Bucknell	56 62
												336	A	Wagner	63 44
LAST 12 Division I GAMES:															
330	H	Bucknell	63 47	122	H	American	50 67								
262	H	Army	56 47	166	A	Holy Cross	75 73								
206	H	Navy	57 48	262	A	Army	64 66								
300	A	Lafayette	57 47	206	A	Navy	50 46								
330	H	Bucknell	56 62	300	H	Lafayette	68 55								
306	A	Colgate	71 77	330	A	Bucknell	53 38								

Non-Div I Games:

Lehigh

■ Loss,
■ Non-Conf, S Site,
■ Home
■ Away
N Neutral

Liberty

Through Games Of Sunday, March 4, 2012

Average RPI Win:	256	WON-LOST	WINNING	LAST 12	STRENGTH OF	OPP. STRENGTH	TEAM	ADJ.	CONF.	ADJ CONF.
Average RPI Loss:	107	RECORD	PCT. RANK	GAMES	SCHEDULE	OF SCHEDULE	RPI	RPI	RPI	RPI
DIV. I ONLY	18- 8	71	11- 1	208	281	107	107	27	27	
DIV. I NON-CONF.	2- 6	275	0- 0	123	84	226	226	28	28	
TOTALS	RPI 1-25	RPI 26-50	W-L RECORDS	RPI 51-100	RPI 101-150	RPI 150+				
18- 8	0- 1	0- 2	OVERALL	0- 1	0- 1	18- 3				
8- 3	0- 0	0- 1	HOME	0- 0	0- 1	8- 1				
9- 4	0- 0	0- 1	AWAY	0- 1	0- 0	9- 2				
1- 1	0- 1	0- 0	NEUTRAL	0- 0	0- 0	1- 0				
2- 6	0- 1	0- 2	NON-CONFERENCE	0- 1	0- 1	2- 1				
0- 2	0- 0	0- 1	HOME	0- 0	0- 1	0- 0				
1- 3	0- 0	0- 1	AWAY	0- 1	0- 0	1- 1				
1- 1	0- 1	0- 0	NEUTRAL	0- 0	0- 0	1- 0				
16- 2	0- 0	0- 0	CONFERENCE	0- 0	0- 0	16- 2				
8- 1	0- 0	0- 0	HOME	0- 0	0- 0	8- 1				
8- 1	0- 0	0- 0	AWAY	0- 0	0- 0	8- 1				
0- 0	0- 0	0- 0	NEUTRAL	0- 0	0- 0	0- 0				

RPI 1-25				RPI 26-50				RPI 51-100				RPI 101+ Team's RPI: 107			
RPI	S	Opponent	Score	RPI	S	Opponent	Score	RPI	S	Opponent	Score	RPI	S	Opponent	Score
22	N	Oklahoma	45 76	33	H	James Madison	58 62	51	A	Virginia	38 64	106	H	VCU	47 52
				49	A	Richmond	54 66					155	A	High Point	73 65
												155	H	High Point	69 73
												177	A	Winthrop	69 71
												177	H	Winthrop	74 49
												180	A	Campbell	58 45
												180	H	Campbell	90 61
												210	A	Charleston So.	79 64
												210	H	Charleston So.	77 69
												229	A	Radford	76 68
												229	H	Radford	72 66
												249	A	Presbyterian	69 64
												249	H	Presbyterian	59 39
												261	A	N.C. A&T	74 81
												294	A	Coastal Caro.	82 45
												294	H	Coastal Caro.	66 54
												309	A	UNC Greensboro	61 46
												322	A	Gardner-Webb	78 51
												322	H	Gardner-Webb	76 44
												332	N	Lipscomb	70 27
												335	A	UNC Asheville	78 56
												335	H	UNC Asheville	84 53
LAST 12 Division I GAMES:															
				229	H	Radford	72 66					210	H	Charleston So.	77 69
				335	H	UNC Asheville	84 53					155	A	High Point	73 65
				322	H	Gardner-Webb	76 44					180	A	Campbell	58 45
				249	A	Presbyterian	69 64					322	A	Gardner-Webb	78 51
				177	A	Winthrop	69 71					335	A	UNC Asheville	78 56
				294	H	Coastal Caro.	66 54					177	H	Winthrop	74 49

Non-Div I Games: Virginia-Wise 82 39 Virginia Union 82 37 Glenville St. 116 65

Liberty

Loss, Non-Conf, S Site, H Home A Away N Neutral

Average RPI Win:	279	WON-LOST	WINNING	LAST 12	STRENGTH OF	OPP. STRENGTH	TEAM	ADJ.	CONF.	ADJ CONF.
Average RPI Loss:	216	RECORD	PCT. RANK	GAMES	SCHEDULE	OF SCHEDULE	RPI	RPI	RPI	RPI
DIV. I ONLY	6- 23	310	3- 9	329	314	332	332	30	30	
DIV. I NON-CONF.	2- 9	299	0- 0	314	284	329	329	30	30	
TOTALS	RPI 1-25	RPI 26-50	W-L RECORDS	RPI 51-100	RPI 101-150	RPI 150+				
6- 23	0- 0	0- 1	OVERALL	0- 3	0- 3	6- 16				
4- 9	0- 0	0- 0	HOME	0- 1	0- 1	4- 7				
2- 13	0- 0	0- 1	AWAY	0- 2	0- 1	2- 9				
0- 1	0- 0	0- 0	NEUTRAL	0- 0	0- 1	0- 0				
2- 9	0- 0	0- 1	NON-CONFERENCE	0- 1	0- 1	2- 6				
1- 3	0- 0	0- 0	HOME	0- 0	0- 0	1- 3				
1- 5	0- 0	0- 1	AWAY	0- 1	0- 0	1- 3				
0- 1	0- 0	0- 0	NEUTRAL	0- 0	0- 1	0- 0				
4- 14	0- 0	0- 0	CONFERENCE	0- 2	0- 2	4- 10				
3- 6	0- 0	0- 0	HOME	0- 1	0- 1	3- 4				
1- 8	0- 0	0- 0	AWAY	0- 1	0- 1	1- 6				
0- 0	0- 0	0- 0	NEUTRAL	0- 0	0- 0	0- 0				

RPI S	Opponent	Score	RPI S	Opponent	Score	RPI S	Opponent	Score	RPI S	Opponent	Score	Team's RPI: 332
28	A Vanderbilt	39 81	58	A Fla. Gulf Coast	54 97	107	N Liberty	27 70				
			58	H Fla. Gulf Coast	59 76	120	A Stetson	59 74				
			89	A North Carolina	53 95	120	H Stetson	63 74				
						187	A Alabama A&M	54 72				
						188	H Ole Miss	57 72				
						212	A Tennessee Tech	66 61				
						256	A Belmont	54 64				
						256	H Belmont	43 60				
						260	A Kennesaw St.	72 64				
						260	H Kennesaw St.	55 74				
						269	A East Tenn. St.	52 89				
						269	H East Tenn. St.	39 59				
						272	A North Florida	67 77				
						272	H North Florida	73 64				
						280	A Jacksonville	75 81				
						280	H Jacksonville	68 64				
						286	H Austin Peay	58 61				
						291	A S.C. Upstate	66 73				
						291	H S.C. Upstate	44 50				
						301	A Tennessee St.	54 80				
						311	H Air Force	59 68				
						322	H Gardner-Webb	76 65				
						325	A Mercer	61 67				
						325	H Mercer	80 70				
						340	A Jacksonville St.	72 81				
LAST 12 Division I GAMES:												
260	A Kennesaw St.	72 64	256	H Belmont	43 60							
325	A Mercer	61 67	272	H North Florida	73 64							
291	H S.C. Upstate	44 50	280	H Jacksonville	68 64							
269	H East Tenn. St.	39 59	269	A East Tenn. St.	52 89							
120	A Stetson	59 74	291	A S.C. Upstate	66 73							
58	A Fla. Gulf Coast	54 97	58	H Fla. Gulf Coast	59 76							

Non-Div I Games:

Lipscomb

■ Loss,
 ■ Non-Conf,
 ■ S Site,
 ■ Home
 ■ A Away
 N Neutral

Average RPI Win:	248	WON-LOST	WINNING	LAST 12	STRENGTH OF	OPP. STRENGTH	TEAM	ADJ.	CONF.	ADJ CONF.
Average RPI Loss:	175	RECORD	PCT. RANK	GAMES	SCHEDULE	OF SCHEDULE	RPI	RPI	RPI	RPI
DIV. I ONLY	12- 17	221	5- 7	297	242	258	258	21	21	
DIV. I NON-CONF.	5- 8	221	0- 0	309	257	281	281	19	19	
TOTALS	RPI 1-25	RPI 26-50	W-L RECORDS	RPI 51-100	RPI 101-150	RPI 150+				
12- 17	0- 0	0- 0	OVERALL	0- 2	2- 6	10- 9				
10- 3	0- 0	0- 0	HOME	0- 0	2- 2	8- 1				
2- 14	0- 0	0- 0	AWAY	0- 2	0- 4	2- 8				
0- 0	0- 0	0- 0	NEUTRAL	0- 0	0- 0	0- 0				
5- 8	0- 0	0- 0	NON-CONFERENCE	0- 2	0- 2	5- 4				
4- 1	0- 0	0- 0	HOME	0- 0	0- 1	4- 0				
1- 7	0- 0	0- 0	AWAY	0- 2	0- 1	1- 4				
0- 0	0- 0	0- 0	NEUTRAL	0- 0	0- 0	0- 0				
7- 9	0- 0	0- 0	CONFERENCE	0- 0	2- 4	5- 5				
6- 2	0- 0	0- 0	HOME	0- 0	2- 1	4- 1				
1- 7	0- 0	0- 0	AWAY	0- 0	0- 3	1- 4				
0- 0	0- 0	0- 0	NEUTRAL	0- 0	0- 0	0- 0				

RPI 1-25				RPI 26-50				RPI 51-100				RPI 101+ Team's RPI: 258					
RPI	S	Opponent	Score	RPI	S	Opponent	Score	RPI	S	Opponent	Score	RPI	S	Opponent	Score		
								97	A	Syracuse	42	81	109	H	Wichita St.	64	73
								98	A	Washington	46	80	129	A	UC Davis	62	78
													129	H	UC Davis	67	55
													134	A	Pacific	56	93
													134	H	Pacific	68	73
													138	A	Seattle	49	78
													150	A	Cal Poly	41	68
													150	H	Cal Poly	74	67
													163	A	Cal St. Northridge	75	72
													163	H	Cal St. Northridge	50	57
													164	A	Arizona	42	66
													183	A	Santa Clara	63	73
													189	A	UC Santa Barbara	35	47
													189	H	UC Santa Barbara	46	34
													222	A	UC Irvine	61	86
													222	H	UC Irvine	63	51
													228	A	Iona	73	78
													244	A	Sacramento St.	67	74
													284	A	Cal St. Fullerton	53	74
													284	H	Cal St. Fullerton	62	61
													288	H	Dartmouth	66	52
													290	H	Western Mich.	76	56
													304	H	Utah Valley	75	43
													310	A	UC Riverside	71	75
													310	H	UC Riverside	70	59
													312	H	Nevada	61	58
LAST 12 Division I GAMES:																	
284	H	Cal St. Fullerton	62	61	310	A	UC Riverside	71	75								
134	H	Pacific	68	73	222	A	UC Irvine	61	86								
189	A	UC Santa Barbara	35	47	284	A	Cal St. Fullerton	53	74								
150	A	Cal Poly	41	68	150	H	Cal Poly	74	67								
129	H	UC Davis	67	55	189	H	UC Santa Barbara	46	34								
163	A	Cal St. Northridge	75	72	129	A	UC Davis	62	78								

Non-Div I Games:

Long Beach St.

■ Loss,
 ■ Non-Conf, S Site,
 ■ Home
 ■ Away
 N Neutral

RPI	S	Opponent	Score
338	A	Columbia	70 61

Long Beach St.

Average RPI Win:	294	WON-LOST	WINNING	LAST 12	STRENGTH OF	OPP. STRENGTH	TEAM	ADJ.	CONF.	ADJ CONF.
Average RPI Loss:	163	RECORD	PCT. RANK	GAMES	SCHEDULE	OF SCHEDULE	RPI	RPI	RPI	RPI
DIV. I ONLY	7- 22	298	5- 7	158	271	279	279	26	26	
DIV. I NON-CONF.	7- 22	282	5- 7	174	306	272	272	26	26	
TOTALS	RPI 1-25	RPI 26-50	W-L RECORDS	RPI 51-100	RPI 101-150	RPI 150+				
7- 22	0- 2	0- 2	OVERALL	0- 3	0- 2	7- 13				
5- 3	0- 0	0- 1	HOME	0- 0	0- 1	5- 1				
2- 17	0- 2	0- 1	AWAY	0- 3	0- 1	2- 10				
0- 2	0- 0	0- 0	NEUTRAL	0- 0	0- 0	0- 2				
7- 22	0- 2	0- 2	NON-CONFERENCE	0- 3	0- 2	7- 13				
5- 3	0- 0	0- 1	HOME	0- 0	0- 1	5- 1				
2- 17	0- 2	0- 1	AWAY	0- 3	0- 1	2- 10				
0- 2	0- 0	0- 0	NEUTRAL	0- 0	0- 0	0- 2				
0- 0	0- 0	0- 0	CONFERENCE	0- 0	0- 0	0- 0				
0- 0	0- 0	0- 0	HOME	0- 0	0- 0	0- 0				
0- 0	0- 0	0- 0	AWAY	0- 0	0- 0	0- 0				
0- 0	0- 0	0- 0	NEUTRAL	0- 0	0- 0	0- 0				

RPI 1-25				RPI 26-50				RPI 51-100				RPI 101+				Team's RPI: 279	
RPI	S	Opponent	Score	RPI	S	Opponent	Score	RPI	S	Opponent	Score	RPI	S	Opponent	Score		
3	A	Notre Dame	26 92	29	A	Georgetown	45 56	66	A	Appalachian St.	54 64	105	A	Cincinnati	54 70		
12	A	Miami (FL)	43 92	49	H	Richmond	59 72	88	A	North Carolina St.	45 74	133	H	Coppin St.	51 73		
								95	A	San Diego St.	37 79	155	A	High Point	51 73		
												157	A	Wright St.	44 77		
												162	N	Central Mich.	59 70		
												168	A	Marshall	48 62		
												171	H	George Mason	58 80		
												180	A	Campbell	33 48		
												219	A	William & Mary	43 76		
												229	H	Radford	73 59		
												257	H	Cornell	68 61		
												267	A	Eastern Ky.	62 80		
												283	A	IPFW	54 73		
												288	H	Dartmouth	86 76		
												292	A	Murray St.	77 86		
												304	A	Utah Valley	59 64		
												311	A	Air Force	59 48		
												320	A	Savannah St.	41 53		
												322	H	Gardner-Webb	76 65		
												323	N	Southeast Mo. St.	52 56		
												324	A	NJIT	69 66		
												324	H	NJIT	72 71		
LAST 12 Division I GAMES:																	
				324	A	NJIT	69 66					292	A	Murray St.	77 86		
				322	H	Gardner-Webb	76 65					288	H	Dartmouth	86 76		
				49	H	Richmond	59 72					283	A	IPFW	54 73		
				88	A	North Carolina St.	45 74					324	H	NJIT	72 71		
				320	A	Savannah St.	41 53					304	A	Utah Valley	59 64		
				267	A	Eastern Ky.	62 80					311	A	Air Force	59 48		

Non-Div I Games:

Longwood

■ Loss,
 ■ Non-Conf, S Site,
 ■ Home
 ■ Away
 N Neutral

Average RPI Win:	244	WON-LOST	WINNING	LAST 12	STRENGTH OF	OPP. STRENGTH	TEAM	ADJ.	CONF.	ADJ CONF.
Average RPI Loss:	143	RECORD	PCT. RANK	GAMES	SCHEDULE	OF SCHEDULE	RPI	RPI	RPI	RPI
DIV. I ONLY	15- 14	159	7- 5	254	168	194	194	25	25	
DIV. I NON-CONF.	7- 8	179	0- 0	183	97	185	185	24	24	
TOTALS	RPI 1-25	RPI 26-50	W-L RECORDS	RPI 51-100	RPI 101-150	RPI 150+				
15- 14	0- 1	0- 0	OVERALL	0- 5	3- 2	12- 6				
7- 6	0- 1	0- 0	HOME	0- 3	2- 1	5- 1				
6- 5	0- 0	0- 0	AWAY	0- 1	1- 1	5- 3				
2- 3	0- 0	0- 0	NEUTRAL	0- 1	0- 0	2- 2				
7- 8	0- 1	0- 0	NON-CONFERENCE	0- 3	2- 1	5- 3				
3- 3	0- 1	0- 0	HOME	0- 2	2- 0	1- 0				
2- 2	0- 0	0- 0	AWAY	0- 0	0- 1	2- 1				
2- 3	0- 0	0- 0	NEUTRAL	0- 1	0- 0	2- 2				
8- 6	0- 0	0- 0	CONFERENCE	0- 2	1- 1	7- 3				
4- 3	0- 0	0- 0	HOME	0- 1	0- 1	4- 1				
4- 3	0- 0	0- 0	AWAY	0- 1	1- 0	3- 2				
0- 0	0- 0	0- 0	NEUTRAL	0- 0	0- 0	0- 0				

RPI 1-25				RPI 26-50				RPI 51-100				RPI 101+ Team's RPI: 194			
RPI	S	Opponent	Score	RPI	S	Opponent	Score	RPI	S	Opponent	Score	RPI	S	Opponent	Score
20	H	LSU	55 66					53	H	Missouri St.	65 78	111	H	UALR	64 48
								63	A	Fresno St.	62 65	113	A	Oral Roberts	71 92
								63	H	Fresno St.	59 61	136	A	Utah St.	82 76
								72	N	Memphis	67 86	136	H	Utah St.	62 79
								81	H	Tulane	52 61	143	H	Mississippi St.	63 62
												178	N	Alabama	59 67
												179	N	Seton Hall	69 72
												196	N	Old Dominion	84 71
												212	H	Tennessee Tech	82 64
												223	A	Arkansas St.	69 59
												226	A	Western Ky.	54 69
												250	A	Hawaii	46 61
												250	H	Hawaii	49 61
												252	N	Prairie View	89 83
												274	A	Idaho	61 57
												274	H	Idaho	66 54
												277	A	San Jose St.	70 64
												277	H	San Jose St.	73 68
												312	A	Nevada	72 76
												312	H	Nevada	77 63
												318	A	Houston	79 53
												328	A	New Mexico St.	69 42
												328	H	New Mexico St.	64 50
LAST 12 Division I GAMES:															
312	A	Nevada	72 76	136	A	Utah St.	82 76								
63	A	Fresno St.	62 65	63	H	Fresno St.	59 61								
328	H	New Mexico St.	64 50	312	H	Nevada	77 63								
250	H	Hawaii	49 61	328	A	New Mexico St.	69 42								
277	H	San Jose St.	73 68	277	A	San Jose St.	70 64								
274	A	Idaho	61 57	250	A	Hawaii	46 61								

Non-Div I Games:

Louisiana Tech

■ Loss,
 ■ Non-Conf,
 ■ S Site,
 ■ H Home
 ■ A Away
 N Neutral

Louisville

Through Games Of Sunday, March 4, 2012

Average RPI Win:	142	WON-LOST	WINNING	LAST 12	STRENGTH OF	OPP. STRENGTH	TEAM	ADJ.	CONF.	ADJ CONF.
Average RPI Loss:	13	RECORD	PCT. RANK	GAMES	SCHEDULE	OF SCHEDULE	RPI	RPI	RPI	RPI
DIV. I ONLY	22- 9	61	7- 5	42	14	23	23	3	3	
DIV. I NON-CONF.	11- 2	24	0- 0	134	94	29	29	2	2	
TOTALS	RPI 1-25	RPI 26-50	W-L RECORDS	RPI 51-100	RPI 101-150	RPI 150+				
22- 9	1- 8	3- 1	OVERALL	4- 0	6- 0	8- 0				
11- 2	1- 2	1- 0	HOME	2- 0	3- 0	4- 0				
10- 6	0- 5	1- 1	AWAY	2- 0	3- 0	4- 0				
1- 1	0- 1	1- 0	NEUTRAL	0- 0	0- 0	0- 0				
11- 2	0- 2	0- 0	NON-CONFERENCE	2- 0	3- 0	6- 0				
5- 0	0- 0	0- 0	HOME	0- 0	1- 0	4- 0				
6- 2	0- 2	0- 0	AWAY	2- 0	2- 0	2- 0				
0- 0	0- 0	0- 0	NEUTRAL	0- 0	0- 0	0- 0				
11- 7	1- 6	3- 1	CONFERENCE	2- 0	3- 0	2- 0				
6- 2	1- 2	1- 0	HOME	2- 0	2- 0	0- 0				
4- 4	0- 3	1- 1	AWAY	0- 0	1- 0	2- 0				
1- 1	0- 1	1- 0	NEUTRAL	0- 0	0- 0	0- 0				

RPI 1-25				RPI 26-50				RPI 51-100				RPI 101+			
RPI	S	Opponent	Score	RPI	S	Opponent	Score	RPI	S	Opponent	Score	RPI	S	Opponent	Score
3	H	Notre Dame	52 68	29	A	Georgetown	64 61	53	A	Missouri St.	73 64	101	H	UT Martin	70 57
5	H	Connecticut	46 56	36	A	West Virginia	50 66	91	H	South Fla.	63 57	105	A	Cincinnati	64 59
8	A	Texas A&M	58 76	39	H	Villanova	62 58	97	H	Syracuse	89 62	125	H	Providence	64 48
9	A	Kentucky	54 74	39	N	Villanova	63 47	99	A	Florida St.	85 76	126	A	Washington St.	75 71
11	A	St. John's (NY)	64 72									128	H	Marquette	70 53
11	N	St. John's (NY)	61 68									148	A	Florida A&M	86 66
13	A	Rutgers	68 71									179	A	Seton Hall	63 53
18	A	DePaul	61 86									181	A	Portland	71 42
18	H	DePaul	75 62									199	A	Pittsburgh	71 66
												200	H	Xavier	62 44
												267	A	Eastern Ky.	77 53
												286	H	Austin Peay	78 60
												292	H	Murray St.	105 62
												322	H	Gardner-Webb	92 27
LAST 12 Division I GAMES:															
		11 N St. John's (NY)	61 68			97 H Syracuse	89 62								
		39 N Villanova	63 47			5 H Connecticut	46 56								
		179 A Seton Hall	63 53			36 A West Virginia	50 66								
		18 H DePaul	75 62			18 A DePaul	61 86								
		3 H Notre Dame	52 68			39 H Villanova	62 58								
		199 A Pittsburgh	71 66			29 A Georgetown	64 61								

Non-Div I Games:

Louisville

■ Loss,
 ■ Non-Conf,
 ■ S Site,
 ■ H Home
 ■ A Away
 N Neutral

Loyola Chicago

Through Games Of Sunday, March 4, 2012

Average RPI Win:	243	WON-LOST	WINNING	LAST 12	STRENGTH OF	OPP. STRENGTH	TEAM	ADJ.	CONF.	ADJ CONF.
Average RPI Loss:	139	RECORD	PCT. RANK	GAMES	SCHEDULE	OF SCHEDULE	RPI	RPI	RPI	RPI
DIV. I ONLY	12- 16	212	5- 7	226	147	217	217	13	13	
DIV. I NON-CONF.	4- 6	212	0- 0	285	88	249	249	17	17	
TOTALS	RPI 1-25	RPI 26-50	W-L RECORDS	RPI 51-100	RPI 101-150	RPI 150+				
12- 16	0- 3	0- 0	OVERALL	0- 1	0- 4	12- 8				
4- 9	0- 1	0- 0	HOME	0- 1	0- 3	4- 4				
7- 6	0- 2	0- 0	AWAY	0- 0	0- 1	7- 3				
1- 1	0- 0	0- 0	NEUTRAL	0- 0	0- 0	1- 1				
4- 6	0- 1	0- 0	NON-CONFERENCE	0- 1	0- 2	4- 2				
1- 3	0- 0	0- 0	HOME	0- 1	0- 2	1- 0				
2- 2	0- 1	0- 0	AWAY	0- 0	0- 0	2- 1				
1- 1	0- 0	0- 0	NEUTRAL	0- 0	0- 0	1- 1				
8- 10	0- 2	0- 0	CONFERENCE	0- 0	0- 2	8- 6				
3- 6	0- 1	0- 0	HOME	0- 0	0- 1	3- 4				
5- 4	0- 1	0- 0	AWAY	0- 0	0- 1	5- 2				
0- 0	0- 0	0- 0	NEUTRAL	0- 0	0- 0	0- 0				

RPI 1-25				RPI 26-50				RPI 51-100				RPI 101+ Team's RPI: 217			
RPI	S	Opponent	Score	RPI	S	Opponent	Score	RPI	S	Opponent	Score	RPI	S	Opponent	Score
18	A	DePaul	65 70					65	H	Eastern Mich.	55 63	108	A	Detroit	59 83
25	A	Green Bay	49 76									108	H	Detroit	66 76
25	H	Green Bay	56 85									117	H	Northwestern	67 72
												137	H	La Salle	45 48
												153	A	Drake	50 65
												157	A	Wright St.	74 66
												157	H	Wright St.	62 64
												161	A	Ill.-Chicago	70 66
												161	H	Ill.-Chicago	56 57
												201	A	Butler	46 72
												201	H	Butler	57 60
												202	N	Akron	86 97
												206	H	Northern Ill.	73 42
												238	A	Milwaukee	81 73
												238	H	Milwaukee	69 62
												246	A	Youngstown St.	82 77
												246	H	Youngstown St.	78 73
												265	A	Cleveland St.	85 67
												265	H	Cleveland St.	65 67
												271	A	Southern Ill.	66 44
												276	A	Valparaiso	46 69
												276	H	Valparaiso	86 56
												278	N	San Francisco	65 63
												331	A	Chicago St.	77 34
LAST 12 Division I GAMES:															
238	H	Milwaukee	69 62	265	H	Cleveland St.	65 67								
25	H	Green Bay	56 85	157	A	Wright St.	74 66								
161	A	Ill.-Chicago	70 66	108	A	Detroit	59 83								
276	A	Valparaiso	46 69	161	H	Ill.-Chicago	56 57								
201	A	Butler	46 72	201	H	Butler	57 60								
246	H	Youngstown St.	78 73	276	H	Valparaiso	86 56								

Non-Div I Games: Neb. Omaha 69 57

Loyola Chicago

Loss, Non-Conf, S Site, H Home A Away N Neutral

Loyola Maryland

Through Games Of Sunday, March 4, 2012

Average RPI Win:	218	WON-LOST	WINNING	LAST 12	STRENGTH OF	OPP. STRENGTH	TEAM	ADJ.	CONF.	ADJ CONF.
Average RPI Loss:	165	RECORD	PCT. RANK	GAMES	SCHEDULE	OF SCHEDULE	RPI	RPI	RPI	RPI
DIV. I ONLY	13- 17	207	7- 5	147	230	186	186	22	22	
DIV. I NON-CONF.	4- 7	229	0- 0	59	194	158	158	22	22	
TOTALS	RPI 1-25	RPI 26-50	W-L RECORDS	RPI 51-100	RPI 101-150	RPI 150+				
13- 17	0- 1	0- 2	OVERALL	2- 2	0- 2	11- 10				
8- 5	0- 0	0- 1	HOME	2- 0	0- 1	6- 3				
5- 11	0- 1	0- 1	AWAY	0- 2	0- 1	5- 6				
0- 1	0- 0	0- 0	NEUTRAL	0- 0	0- 0	0- 1				
4- 7	0- 1	0- 0	NON-CONFERENCE	1- 1	0- 2	3- 3				
3- 1	0- 0	0- 0	HOME	1- 0	0- 1	2- 0				
1- 6	0- 1	0- 0	AWAY	0- 1	0- 1	1- 3				
0- 0	0- 0	0- 0	NEUTRAL	0- 0	0- 0	0- 0				
9- 10	0- 0	0- 2	CONFERENCE	1- 1	0- 0	8- 7				
5- 4	0- 0	0- 1	HOME	1- 0	0- 0	4- 3				
4- 5	0- 0	0- 1	AWAY	0- 1	0- 0	4- 3				
0- 1	0- 0	0- 0	NEUTRAL	0- 0	0- 0	0- 1				

RPI 1-25				RPI 26-50				RPI 51-100				RPI 101+ Team's RPI: 186			
RPI	S	Opponent	Score	RPI	S	Opponent	Score	RPI	S	Opponent	Score	RPI	S	Opponent	Score
6	A	Maryland	46 84	48	A	Marist	62 70	61	H	Howard	62 56	122	A	American	48 63
				48	H	Marist	60 67	94	A	Fairfield	42 44	124	H	UMBC	56 60
								94	H	Fairfield	55 48	182	A	Lehigh	60 70
								96	A	Towson	54 56	192	A	Manhattan	59 45
												192	H	Manhattan	46 61
												193	A	Mt. St. Mary's	54 59
												199	A	Pittsburgh	59 65
												206	H	Navy	42 38
												215	A	Niagara	68 48
												215	H	Niagara	54 57
												215	N	Niagara	63 77
												228	A	Iona	65 72
												228	H	Iona	66 60
												240	A	George Washington	70 62
												242	A	Siena	67 54
												242	H	Siena	55 45
												245	A	Canisius	55 65
												245	H	Canisius	70 62
												262	H	Army	68 64
												285	A	Rider	61 67
												285	H	Rider	71 57
												319	A	Saint Peter's	61 54
												319	H	Saint Peter's	51 68
LAST 12 Division I GAMES:															
215	N	Niagara	63 77	228	H	Iona	66 60								
48	H	Marist	60 67	285	H	Rider	71 57								
94	A	Fairfield	42 44	245	H	Canisius	70 62								
228	A	Iona	65 72	215	A	Niagara	68 48								
319	A	Saint Peter's	61 54	245	A	Canisius	55 65								
94	H	Fairfield	55 48	192	A	Manhattan	59 45								

Non-Div I Games:

Loyola Maryland

Loss, Non-Conf, S Site, H Home A Away N Neutral

Average RPI Win:	232	WON-LOST	WINNING	LAST 12	STRENGTH OF	OPP. STRENGTH	TEAM	ADJ.	CONF.	ADJ CONF.
Average RPI Loss:	125	RECORD	PCT. RANK	GAMES	SCHEDULE	OF SCHEDULE	RPI	RPI	RPI	RPI
DIV. I ONLY	8- 22	291	4- 8	146	111	264	264	8	8	
DIV. I NON-CONF.	4- 8	239	0- 0	196	276	274	274	9	9	
TOTALS	RPI 1-25	RPI 26-50	W-L RECORDS	RPI 51-100	RPI 101-150	RPI 150+				
8- 22	0- 2	0- 4	OVERALL	0- 4	1- 4	7- 8				
4- 12	0- 1	0- 2	HOME	0- 3	1- 1	3- 5				
3- 9	0- 1	0- 2	AWAY	0- 1	0- 2	3- 3				
1- 1	0- 0	0- 0	NEUTRAL	0- 0	0- 1	1- 0				
4- 8	0- 0	0- 0	NON-CONFERENCE	0- 2	1- 1	3- 5				
3- 5	0- 0	0- 0	HOME	0- 2	1- 0	2- 3				
1- 3	0- 0	0- 0	AWAY	0- 0	0- 1	1- 2				
0- 0	0- 0	0- 0	NEUTRAL	0- 0	0- 0	0- 0				
4- 14	0- 2	0- 4	CONFERENCE	0- 2	0- 3	4- 3				
1- 7	0- 1	0- 2	HOME	0- 1	0- 1	1- 2				
2- 6	0- 1	0- 2	AWAY	0- 1	0- 1	2- 1				
1- 1	0- 0	0- 0	NEUTRAL	0- 0	0- 1	1- 0				

RPI 1-25				RPI 26-50				RPI 51-100				RPI 101+ Team's RPI: 264			
RPI	S	Opponent	Score	RPI	S	Opponent	Score	RPI	S	Opponent	Score	RPI	S	Opponent	Score
17	A	Gonzaga	61 79	43	A	BYU	47 80	54	H	UTEP	48 68	131	A	Denver	55 71
17	H	Gonzaga	54 80	43	H	BYU	48 72	56	H	UCLA	43 84	141	A	Pepperdine	61 65
				50	A	St. Mary's (CA)	56 61	74	A	San Diego	58 80	141	H	Pepperdine	59 68
				50	H	St. Mary's (CA)	72 82	74	H	San Diego	54 78	141	N	Pepperdine	45 56
												150	H	Cal Poly	73 72
												163	H	Cal St. Northridge	62 79
												181	A	Portland	68 60
												181	H	Portland	63 80
												183	A	Santa Clara	57 61
												183	H	Santa Clara	64 54
												184	H	Portland St.	55 70
												189	A	UC Santa Barbara	49 66
												237	H	Wyoming	57 54
												244	H	Sacramento St.	86 73
												246	H	Youngstown St.	50 64
												278	A	San Francisco	62 49
												278	H	San Francisco	59 61
												278	N	San Francisco	66 60
												284	A	Cal St. Fullerton	52 79
												305	A	New Mexico	57 54
LAST 12 Division I GAMES:															
141	N	Pepperdine	45 56	183	A	Santa Clara	57 61								
278	N	San Francisco	66 60	141	H	Pepperdine	59 68								
141	A	Pepperdine	61 65	278	A	San Francisco	62 49								
50	A	St. Mary's (CA)	56 61	181	A	Portland	68 60								
74	H	San Diego	54 78	17	A	Gonzaga	61 79								
181	H	Portland	63 80	183	H	Santa Clara	64 54								

Non-Div I Games:

Loyola Marymount

■ Loss,
 ■ Non-Conf,
 ■ S Site,
 ■ H Home
 ■ A Away
 N Neutral

Maine

Through Games Of Sunday, March 4, 2012

Average RPI Win:	304	WON-LOST	WINNING	LAST 12	STRENGTH OF	OPP. STRENGTH	TEAM	ADJ.	CONF.	ADJ CONF.
Average RPI Loss:	158	RECORD	PCT. RANK	GAMES	SCHEDULE	OF SCHEDULE	RPI	RPI	RPI	RPI
DIV. I ONLY	7- 23	301	4- 8	267	239	317	317	16	16	
DIV. I NON-CONF.	2- 10	305	0- 0	299	294	330	330	14	14	
TOTALS	RPI 1-25	RPI 26-50	W-L RECORDS	RPI 51-100	RPI 101-150	RPI 150+				
7- 23	0- 0	0- 1	OVERALL	0- 8	0- 2	7- 12				
4- 9	0- 0	0- 1	HOME	0- 3	0- 1	4- 4				
2- 10	0- 0	0- 0	AWAY	0- 3	0- 1	2- 6				
1- 4	0- 0	0- 0	NEUTRAL	0- 2	0- 0	1- 2				
2- 10	0- 0	0- 1	NON-CONFERENCE	0- 1	0- 0	2- 8				
1- 4	0- 0	0- 1	HOME	0- 0	0- 0	1- 3				
1- 3	0- 0	0- 0	AWAY	0- 0	0- 0	1- 3				
0- 3	0- 0	0- 0	NEUTRAL	0- 1	0- 0	0- 2				
5- 13	0- 0	0- 0	CONFERENCE	0- 7	0- 2	5- 4				
3- 5	0- 0	0- 0	HOME	0- 3	0- 1	3- 1				
1- 7	0- 0	0- 0	AWAY	0- 3	0- 1	1- 3				
1- 1	0- 0	0- 0	NEUTRAL	0- 1	0- 0	1- 0				

RPI 1-25			RPI 26-50			RPI 51-100			RPI 101+ Team's RPI: 317		
RPI	S	Opponent	Score	RPI	S	Opponent	Score	RPI	S	Opponent	Score
				33	H	James Madison	47 64	73	A	Boston U.	34 75
								73	H	Boston U.	50 73
								73	N	Boston U.	43 52
								77	N	Duquesne	38 76
								83	A	Albany (NY)	55 68
								83	H	Albany (NY)	48 60
								100	A	Hartford	52 64
								100	H	Hartford	40 59
					</						

Non-Div I Games: Maine Maritime 73 37

Maine

Loss, Non-Conf, S Site, H Home A Away N Neutral

Average RPI Win:	238	WON-LOST	WINNING	LAST 12	STRENGTH OF	OPP. STRENGTH	TEAM	ADJ.	CONF.	ADJ CONF.
Average RPI Loss:	180	RECORD	PCT. RANK	GAMES	SCHEDULE	OF SCHEDULE	RPI	RPI	RPI	RPI
DIV. I ONLY	16- 15	164	7- 5	255	282	192	192	22	22	
DIV. I NON-CONF.	6- 6	160	0- 0	232	329	195	195	22	22	
TOTALS	RPI 1-25	RPI 26-50	W-L RECORDS	RPI 51-100	RPI 101-150	RPI 150+				
16- 15	0- 0	1- 1	OVERALL	1- 4	0- 0	14- 10				
10- 4	0- 0	1- 0	HOME	1- 1	0- 0	8- 3				
5- 10	0- 0	0- 1	AWAY	0- 3	0- 0	5- 6				
1- 1	0- 0	0- 0	NEUTRAL	0- 0	0- 0	1- 1				
6- 6	0- 0	0- 0	NON-CONFERENCE	1- 2	0- 0	5- 4				
4- 1	0- 0	0- 0	HOME	1- 0	0- 0	3- 1				
1- 5	0- 0	0- 0	AWAY	0- 2	0- 0	1- 3				
1- 0	0- 0	0- 0	NEUTRAL	0- 0	0- 0	1- 0				
10- 9	0- 0	1- 1	CONFERENCE	0- 2	0- 0	9- 6				
6- 3	0- 0	1- 0	HOME	0- 1	0- 0	5- 2				
4- 5	0- 0	0- 1	AWAY	0- 1	0- 0	4- 3				
0- 1	0- 0	0- 0	NEUTRAL	0- 0	0- 0	0- 1				

RPI 1-25			RPI 26-50			RPI 51-100			RPI 101+			Team's RPI: 192			
RPI	S	Opponent	Score	RPI	S	Opponent	Score	RPI	S	Opponent	Score	RPI	S	Opponent	Score
				48	A	Marist	41 61	68	H	Sacred Heart	62 50	156	H	Monmouth	71 59
				48	H	Marist	48 44	92	A	McNeese St.	52 69	185	A	New Hampshire	42 57
								94	A	Fairfield	49 58	186	A	Loyola Maryland	61 46
								94	H	Fairfield	59 63	186	H	Loyola Maryland	45 59
								100	A	Hartford	45 64	197	H	Fordham	49 59
												215	A	Niagara	44 56
												215	H	Niagara	55 61
												228	A	Iona	60 65
												228	H	Iona	59 54
												242	A	Siena	56 61
												242	H	Siena	56 53
												242 N	Siena	33 34	
												245	A	Canisius	50 40
												245	H	Canisius	73 51
												257	H	Cornell	73 49
												262	A	Army	43 58
												269 N	East Tenn. St.	86 53	
												285	A	Rider	57 36
												285	H	Rider	59 45
												300	A	Lafayette	43 48
												319	A	Saint Peter's	62 36
												319	H	Saint Peter's	72 59
												324	A	NJIT	75 66
												326	H	St. Francis (NY)	50 37
LAST 12 Division I GAMES:															
				242 N	Siena	33 34	285	A	Rider	57 36					
				215	A	Niagara	44 56	215	H	Niagara	55 61				
				245	A	Canisius	50 40	48	H	Marist	48 44				
				319	H	Saint Peter's	72 59	242	H	Siena	56 53				
				242	A	Siena	56 61	319	A	Saint Peter's	62 36				
				228	H	Iona	59 54	94	A	Fairfield	49 58				

Non-Div I Games:

Manhattan

■ Loss,
 ■ Non-Conf,
 S Site,
 ■ Home
 ■ Away
 N Neutral

Average RPI Win:	206	WON-LOST	WINNING	LAST 12	STRENGTH OF	OPP. STRENGTH	TEAM	ADJ.	CONF.	ADJ CONF.
Average RPI Loss:	60	RECORD	PCT. RANK	GAMES	SCHEDULE	OF SCHEDULE	RPI	RPI	RPI	RPI
DIV. I ONLY	24- 7	30	11- 1	110	150	48	48	22	22	
DIV. I NON-CONF.	5- 6	191	0- 0	7	16	65	65	22	22	
TOTALS	RPI 1-25	RPI 26-50	W-L RECORDS	RPI 51-100	RPI 101-150	RPI 150+				
24- 7	0- 2	0- 2	OVERALL	4- 2	1- 0	19- 1				
11- 2	0- 1	0- 1	HOME	2- 0	0- 0	9- 0				
8- 5	0- 1	0- 1	AWAY	1- 2	0- 0	7- 1				
5- 0	0- 0	0- 0	NEUTRAL	1- 0	1- 0	3- 0				
5- 6	0- 2	0- 2	NON-CONFERENCE	2- 2	1- 0	2- 0				
2- 2	0- 1	0- 1	HOME	1- 0	0- 0	1- 0				
0- 4	0- 1	0- 1	AWAY	0- 2	0- 0	0- 0				
3- 0	0- 0	0- 0	NEUTRAL	1- 0	1- 0	1- 0				
19- 1	0- 0	0- 0	CONFERENCE	2- 0	0- 0	17- 1				
9- 0	0- 0	0- 0	HOME	1- 0	0- 0	8- 0				
8- 1	0- 0	0- 0	AWAY	1- 0	0- 0	7- 1				
2- 0	0- 0	0- 0	NEUTRAL	0- 0	0- 0	2- 0				

RPI 1-25				RPI 26-50				Team's RPI: 48				RPI 51-100				RPI 101+			
RPI	S	Opponent	Score	RPI	S	Opponent	Score	RPI	S	Opponent	Score	RPI	S	Opponent	Score	RPI	S	Opponent	Score
15	A	St. Bonaventure	56 67	26	A	Princeton	51 68	57	A	Hofstra	69 71	119	N	Auburn	69 61				
19	H	Kansas St.	56 57	39	H	Villanova	53 60	64	N	South Dakota St.	57 49	151	H	Yale	78 64				
								73	A	Boston U.	36 49	153	N	Drake	50 47				
								94	A	Fairfield	59 47	186	A	Loyola Maryland	67 60				
								94	H	Fairfield	60 54	186	H	Loyola Maryland	70 62				
								100	H	Hartford	57 51	192	A	Manhattan	44 48				
												192	H	Manhattan	61 41				
												215	A	Niagara	79 77				
												215	H	Niagara	63 44				
												215	N	Niagara	68 54				
												228	A	Iona	73 61				
												228	H	Iona	79 65				
												242	A	Siena	56 45				
												242	H	Siena	75 51				
												245	A	Canisius	81 52				
												245	H	Canisius	69 57				
												285	A	Rider	82 56				
												285	H	Rider	76 54				
												319	A	Saint Peter's	56 54				
												319	H	Saint Peter's	87 49				
												319	N	Saint Peter's	74 49				
LAST 12 Division I GAMES:																			
215	N	Niagara	68 54	242	H	Siena	75 51												
319	N	Saint Peter's	74 49	94	H	Fairfield	60 54												
186	A	Loyola Maryland	67 60	319	H	Saint Peter's	87 49												
228	H	Iona	79 65	192	A	Manhattan	44 48												
215	A	Niagara	79 77	242	A	Siena	56 45												
245	A	Canisius	81 52	228	A	Iona	73 61												

Non-Div I Games:

Marist

■ Loss,
 ■ Non-Conf,
 ■ S Site,
 ■ H Home
 ■ A Away
 N Neutral

Average RPI Win:	159	WON-LOST	WINNING	LAST 12	STRENGTH OF	OPP. STRENGTH	TEAM	ADJ.	CONF.	ADJ CONF.
Average RPI Loss:	51	RECORD	PCT. RANK	GAMES	SCHEDULE	OF SCHEDULE	RPI	RPI	RPI	RPI
DIV. I ONLY	13- 17	207	2- 10	40	19	128	128	3	3	
DIV. I NON-CONF.	8- 4	88	0- 0	98	87	96	96	2	2	
TOTALS	RPI 1-25	RPI 26-50	W-L RECORDS	RPI 51-100	RPI 101-150	RPI 150+				
13- 17	1- 8	1- 3	OVERALL	2- 2	2- 4	7- 0				
9- 6	0- 2	1- 1	HOME	1- 1	1- 2	6- 0				
2- 8	1- 5	0- 1	AWAY	1- 1	0- 1	0- 0				
2- 3	0- 1	0- 1	NEUTRAL	0- 0	1- 1	1- 0				
8- 4	0- 2	0- 1	NON-CONFERENCE	2- 0	1- 1	5- 0				
6- 1	0- 1	0- 0	HOME	1- 0	1- 0	4- 0				
1- 1	0- 1	0- 0	AWAY	1- 0	0- 0	0- 0				
1- 2	0- 0	0- 1	NEUTRAL	0- 0	0- 1	1- 0				
5- 13	1- 6	1- 2	CONFERENCE	0- 2	1- 3	2- 0				
3- 5	0- 1	1- 1	HOME	0- 1	0- 2	2- 0				
1- 7	1- 4	0- 1	AWAY	0- 1	0- 1	0- 0				
1- 1	0- 1	0- 0	NEUTRAL	0- 0	1- 0	0- 0				

RPI	S	Opponent	Score	RPI	S	Opponent	Score	RPI	S	Opponent	Score	RPI	S	Opponent	Score	Team's RPI: 128
3	A	Notre Dame	42 95	29	H	Georgetown	39 67	64	H	South Dakota St.	59 51	105	A	Cincinnati	46 60	
5	H	Connecticut	45 85	36	A	West Virginia	32 53	76	A	Toledo	69 60	105	H	Cincinnati	52 64	
11	A	St. John's (NY)	63 55	39	H	Villanova	51 50	91	H	South Fla.	48 61	105	N	Cincinnati	54 51	
13	A	Rutgers	58 69	44	N	Michigan	51 71	97	A	Syracuse	63 79	125	H	Providence	50 52	
13	N	Rutgers	43 52									126	N	Washington St.	52 65	
14	H	Georgia Tech	63 74									139	H	Mississippi Val.	69 61	
18	A	DePaul	59 71									167	H	Wisconsin	54 52	
23	A	Louisville	53 70									179	H	Seton Hall	69 60	
25	A	Green Bay	50 66									199	H	Pittsburgh	72 48	
LAST 12 Division I GAMES:																
		13 N Rutgers	43 52			91 H South Fla.	48 61									
		105 N Cincinnati	54 51			18 A DePaul	59 71									
		13 A Rutgers	58 69			199 H Pittsburgh	72 48									
		5 H Connecticut	45 85			105 H Cincinnati	52 64									
		105 A Cincinnati	46 60			36 A West Virginia	32 53									
		97 A Syracuse	63 79			125 H Providence	50 52									

Non-Div I Games: New Orleans 96 35

Marquette

Average RPI Win: 221	WON-LOST	WINNING	LAST 12	STRENGTH OF	OPP. STRENGTH	TEAM	ADJ.	CONF.	ADJ CONF.
Average RPI Loss: 148	RECORD	PCT. RANK	GAMES	SCHEDULE	OF SCHEDULE	RPI	RPI	RPI	RPI
DIV. I ONLY	15- 13	150	4- 8	232	134	168	168	11	11
DIV. I NON-CONF.	8- 4	88	0- 0	306	245	163	163	12	12
TOTALS	RPI 1-25	RPI 26-50	W-L RECORDS	RPI 51-100	RPI 101-150	RPI 150+			
15- 13	0- 0	0- 1	OVERALL	1- 4	2- 1	12- 7			
7- 5	0- 0	0- 0	HOME	1- 1	1- 1	5- 3			
7- 7	0- 0	0- 0	AWAY	0- 3	1- 0	6- 4			
1- 1	0- 0	0- 1	NEUTRAL	0- 0	0- 0	1- 0			
8- 4	0- 0	0- 1	NON-CONFERENCE	0- 1	1- 0	7- 2			
3- 1	0- 0	0- 0	HOME	0- 1	1- 0	2- 0			
4- 2	0- 0	0- 0	AWAY	0- 0	0- 0	4- 2			
1- 1	0- 0	0- 1	NEUTRAL	0- 0	0- 0	1- 0			
7- 9	0- 0	0- 0	CONFERENCE	1- 3	1- 1	5- 5			
4- 4	0- 0	0- 0	HOME	1- 0	0- 1	3- 3			
3- 5	0- 0	0- 0	AWAY	0- 3	1- 0	2- 2			
0- 0	0- 0	0- 0	NEUTRAL	0- 0	0- 0	0- 0			

RPI 1-25				RPI 26-50				RPI 51-100				RPI 101+				Team's RPI: 168	
RPI	S	Opponent	Score	RPI	S	Opponent	Score	RPI	S	Opponent	Score	RPI	S	Opponent	Score		
				36	N	West Virginia	57 69	54	A	UTEP	56 64	103	A	UAB	40 37		
								72	A	Memphis	58 71	103	H	UAB	45 50		
								72	H	Memphis	65 54	105	H	Cincinnati	55 47		
								81	A	Tulane	52 68	160	H	Tulsa	63 45		
								90	H	Miami (OH)	49 56	172	H	Rice	65 57		
												191	H	SMU	53 55		
												195	A	UCF	69 60		
												195	H	UCF	44 55		
												198	A	Furman	54 62		
												205	A	Southern Miss.	55 63		
												205	H	Southern Miss.	55 44		
												212	A	Tennessee Tech	73 68		
												224	A	East Carolina	57 61		
												224	H	East Carolina	62 63		
												248	A	Ohio	56 68		
												270	A	Ball St.	60 58		
												279	H	Longwood	62 48		
												295	H	Kent St.	93 55		
												297	A	Morehead St.	83 66		
												307	A	Evansville	60 48		
												318	A	Houston	65 41		
												331	N	Chicago St.	72 48		
LAST 12 Division I GAMES:																	
195	A	UCF	69 60	54	A	UTEP	56 64	103	H	UAB	45 50	172	H	Rice	65 57		
224	H	East Carolina	62 63	81	A	Tulane	52 68	72	A	Memphis	58 71	195	H	UCF	44 55		
205	A	Southern Miss.	55 63														
103	A	UAB	40 37														
72	H	Memphis	65 54														
224	A	East Carolina	57 61														

Non-Div I Games: Neb. Omaha 54 48

Marshall

■ Loss,
 ■ Non-Conf,
 ■ S Site,
 ■ Home
 ■ A Away
 N Neutral

Average RPI Win:	109	WON-LOST	WINNING	LAST 12	STRENGTH OF	OPP. STRENGTH	TEAM	ADJ.	CONF.	ADJ CONF.
Average RPI Loss:	64	RECORD	PCT. RANK	GAMES	SCHEDULE	OF SCHEDULE	RPI	RPI	RPI	RPI
DIV. I ONLY	28- 4	9	10- 2	10	62	6	6	6	6	6
DIV. I NON-CONF.	13- 0	1	0- 0	48	107	9	9	6	6	6
TOTALS	RPI 1-25	RPI 26-50	W-L RECORDS	RPI 51-100	RPI 101-150	RPI 150+				
28- 4	5- 3	2- 0	OVERALL	11- 0	3- 0	7- 1				
14- 2	3- 1	2- 0	HOME	5- 0	0- 0	4- 1				
10- 2	1- 2	0- 0	AWAY	4- 0	3- 0	2- 0				
4- 0	1- 0	0- 0	NEUTRAL	2- 0	0- 0	1- 0				
13- 0	1- 0	2- 0	NON-CONFERENCE	2- 0	3- 0	5- 0				
8- 0	1- 0	2- 0	HOME	2- 0	0- 0	3- 0				
4- 0	0- 0	0- 0	AWAY	0- 0	3- 0	1- 0				
1- 0	0- 0	0- 0	NEUTRAL	0- 0	0- 0	1- 0				
15- 4	4- 3	0- 0	CONFERENCE	9- 0	0- 0	2- 1				
6- 2	2- 1	0- 0	HOME	3- 0	0- 0	1- 1				
6- 2	1- 2	0- 0	AWAY	4- 0	0- 0	1- 0				
3- 0	1- 0	0- 0	NEUTRAL	2- 0	0- 0	0- 0				

RPI	S	Opponent	Score	RPI	S	Opponent	Score	RPI	S	Opponent	Score	RPI	S	Opponent	Score
7	H	Delaware	85 76	29	H	Georgetown	72 53	51	A	Virginia	73 56	122	A	American	76 42
10	A	Duke	72 80	44	H	Michigan	74 65	51	H	Virginia	68 61	124	A	UMBC	70 59
10	H	Duke	63 61					51	N	Virginia	70 58	135	A	FIU	84 52
12	A	Miami (FL)	63 75					55	H	Saint Joseph's	94 71	171	A	George Mason	78 50
12	H	Miami (FL)	74 76					86	H	Wake Forest	86 58	186	H	Loyola Maryland	84 46
14	A	Georgia Tech	64 56					86	N	Wake Forest	73 58	203	H	Boston College	86 44
14	H	Georgia Tech	77 74					88	A	North Carolina St.	65 50	220	H	Virginia Tech	69 75
14	N	Georgia Tech	68 65					89	A	North Carolina	78 72	247	A	Clemson	91 61
								89	H	North Carolina	84 64	289	N	CSU Bakersfield	114 83
								96	H	Towson	82 46	300	H	Lafayette	84 36
								99	A	Florida St.	91 70	315	H	Delaware St.	108 33
LAST 12 Division I GAMES:															
14	N	Georgia Tech	68 65	51	A	Virginia	73 56								
86	N	Wake Forest	73 58	12	H	Miami (FL)	74 76								
51	N	Virginia	70 58	247	A	Clemson	91 61								
88	A	North Carolina St.	65 50	14	A	Georgia Tech	64 56								
89	H	North Carolina	84 64	203	H	Boston College	86 44								
10	H	Duke	63 61	220	H	Virginia Tech	69 75								

Non-Div I Games:

Maryland

Massachusetts

Through Games Of Sunday, March 4, 2012

Average RPI Win:	237	WON-LOST	WINNING	LAST 12	STRENGTH OF	OPP. STRENGTH	TEAM	ADJ.	CONF.	ADJ CONF.
Average RPI Loss:	124	RECORD	PCT. RANK	GAMES	SCHEDULE	OF SCHEDULE	RPI	RPI	RPI	RPI
DIV. I ONLY	8- 21	283	2- 10	159	105	255	255	9	9	
DIV. I NON-CONF.	5- 10	239	0- 0	150	177	219	219	8	8	
TOTALS	RPI 1-25	RPI 26-50	W-L RECORDS	RPI 51-100	RPI 101-150	RPI 150+				
8- 21	0- 1	0- 3	OVERALL	1- 5	0- 4	7- 8				
4- 9	0- 1	0- 2	HOME	1- 1	0- 2	3- 3				
3- 12	0- 0	0- 1	AWAY	0- 4	0- 2	3- 5				
1- 0	0- 0	0- 0	NEUTRAL	0- 0	0- 0	1- 0				
5- 10	0- 0	0- 0	NON-CONFERENCE	1- 3	0- 2	4- 5				
2- 4	0- 0	0- 0	HOME	1- 0	0- 2	1- 2				
2- 6	0- 0	0- 0	AWAY	0- 3	0- 0	2- 3				
1- 0	0- 0	0- 0	NEUTRAL	0- 0	0- 0	1- 0				
3- 11	0- 1	0- 3	CONFERENCE	0- 2	0- 2	3- 3				
2- 5	0- 1	0- 2	HOME	0- 1	0- 0	2- 1				
1- 6	0- 0	0- 1	AWAY	0- 1	0- 2	1- 2				
0- 0	0- 0	0- 0	NEUTRAL	0- 0	0- 0	0- 0				

RPI S	Opponent	Score	RPI S	Opponent	Score	RPI S	Opponent	Score	RPI S	Opponent	Score	Team's RPI: 255
15	H St. Bonaventure	54 69	38	H Dayton	55 80	51	A Virginia	38 53	125	H Providence	45 66	
			46	A Temple	50 77	55	H Saint Joseph's	58 86	132	H Harvard	47 68	
			49	H Richmond	54 73	73	H Boston U.	55 49	137	A La Salle	67 81	
						75	A Quinnipiac	63 66	140	A Charlotte	58 80	
						77	A Duquesne	62 76	166	A Holy Cross	64 76	
						90	A Miami (OH)	56 81	171	A George Mason	52 55	
									176	N Elon	76 56	
									188	H Ole Miss	67 72	
									197	H Fordham	54 56	
									200	A Xavier	61 70	
									203	A Boston College	64 80	
									213	H Central Conn. St.	55 58	
									218	A Binghamton	64 55	
									233	A Saint Louis	59 63	
									240	H George Washington	56 53	
									242	A Siena	58 53	
									316	A Rhode Island	46 39	
									316	H Rhode Island	68 57	
									317	H Maine	63 54	
LAST 12 Division I GAMES:												
200	A Xavier	61 70	137	A La Salle	67 81							
316	H Rhode Island	68 57	140	A Charlotte	58 80							
240	H George Washington	56 53	197	H Fordham	54 56							
233	A Saint Louis	59 63	77	A Duquesne	62 76							
46	A Temple	50 77	38	H Dayton	55 80							
15	H St. Bonaventure	54 69	49	H Richmond	54 73							

Non-Div I Games:

Massachusetts

Loss, Non-Conf, S Site, H Home A Away N Neutral

Average RPI Win:	256	WON-LOST	WINNING	LAST 12	STRENGTH OF	OPP. STRENGTH	TEAM	ADJ.	CONF.	ADJ CONF.
Average RPI Loss:	57	RECORD	PCT. RANK	GAMES	SCHEDULE	OF SCHEDULE	RPI	RPI	RPI	RPI
DIV. I ONLY	20- 7	43	9- 3	250	183	92	92	24	24	
DIV. I NON-CONF.	7- 4	98	0- 0	221	30	99	99	27	27	
TOTALS	RPI 1-25	RPI 26-50	W-L RECORDS	RPI 51-100	RPI 101-150	RPI 150+				
20- 7	0- 3	0- 0	OVERALL	0- 3	2- 0	18- 1				
10- 2	0- 1	0- 0	HOME	0- 1	2- 0	8- 0				
9- 5	0- 2	0- 0	AWAY	0- 2	0- 0	9- 1				
1- 0	0- 0	0- 0	NEUTRAL	0- 0	0- 0	1- 0				
7- 4	0- 3	0- 0	NON-CONFERENCE	0- 1	1- 0	6- 0				
3- 1	0- 1	0- 0	HOME	0- 0	1- 0	2- 0				
3- 3	0- 2	0- 0	AWAY	0- 1	0- 0	3- 0				
1- 0	0- 0	0- 0	NEUTRAL	0- 0	0- 0	1- 0				
13- 3	0- 0	0- 0	CONFERENCE	0- 2	1- 0	12- 1				
7- 1	0- 0	0- 0	HOME	0- 1	1- 0	6- 0				
6- 2	0- 0	0- 0	AWAY	0- 1	0- 0	6- 1				
0- 0	0- 0	0- 0	NEUTRAL	0- 0	0- 0	0- 0				

RPI 1-25				RPI 26-50				RPI 51-100 Team's RPI: 92				RPI 101+			
RPI	S	Opponent	Score	RPI	S	Opponent	Score	RPI	S	Opponent	Score	RPI	S	Opponent	Score
1	A	Baylor	50 90					56	A	UCLA	59 67	103	H	UAB	61 56
8	A	Texas A&M	62 72					78	A	Central Ark.	70 71	147	H	Sam Houston St.	57 48
20	H	LSU	43 64					78	H	Central Ark.	53 64	159	A	Stephen F. Austin	58 66
												170	A	Lamar	59 40
												170	H	Lamar	58 45
												192	H	Manhattan	69 52
												227	A	Nicholls St.	61 49
												227	H	Nicholls St.	68 53
												231	H	Texas St.	72 41
												251	A	La.-Monroe	68 60
												268	N	Tex.-Pan American	67 46
												287	A	Southeastern La.	60 36
												287	H	Southeastern La.	68 53
												299	A	UTSA	65 54
												303	H	La.-Lafayette	80 59
												313	A	Texas-Arlington	70 50
												318	A	Houston	72 59
												321	H	A&M-Corpus Christi	66 51
												329	A	Northwestern St.	80 62
												329	H	Northwestern St.	64 54
												339	A	Texas Southern	70 37
LAST 12 Division I GAMES:															
170	A	Lamar	59 40	78	H	Central Ark.	53 64	159	A	Stephen F. Austin	58 66				
287	H	Southeastern La.	68 53	147	H	Sam Houston St.	57 48	78	A	Central Ark.	70 71				
227	A	Nicholls St.	61 49	227	H	Nicholls St.	68 53	329	H	Northwestern St.	64 54				
313	A	Texas-Arlington	70 50												
329	A	Northwestern St.	80 62												
299	A	UTSA	65 54												

Non-Div I Games: Centenary (LA) 89 32 Southern-N.O. 78 23 Wiley 82 54

McNeese St.

Loss, Non-Conf, S Site, H Home A Away N Neutral

Average RPI Win:	277	WON-LOST	WINNING	LAST 12	STRENGTH OF	OPP. STRENGTH	TEAM	ADJ.	CONF.	ADJ CONF.
Average RPI Loss:	127	RECORD	PCT. RANK	GAMES	SCHEDULE	OF SCHEDULE	RPI	RPI	RPI	RPI
DIV. I ONLY	10- 16	239	5- 6	183	232	216	216	28	28	
DIV. I NON-CONF.	2- 8	293	0- 0	45	75	175	175	25	25	
TOTALS	RPI 1-25	RPI 26-50	W-L RECORDS	RPI 51-100	RPI 101-150	RPI 150+				
10- 16	0- 1	0- 1	OVERALL	0- 6	1- 4	9- 4				
5- 5	0- 0	0- 0	HOME	0- 1	0- 2	5- 2				
5- 11	0- 1	0- 1	AWAY	0- 5	1- 2	4- 2				
0- 0	0- 0	0- 0	NEUTRAL	0- 0	0- 0	0- 0				
2- 8	0- 1	0- 1	NON-CONFERENCE	0- 3	1- 1	1- 2				
0- 2	0- 0	0- 0	HOME	0- 0	0- 0	0- 2				
2- 6	0- 1	0- 1	AWAY	0- 3	1- 1	1- 0				
0- 0	0- 0	0- 0	NEUTRAL	0- 0	0- 0	0- 0				
8- 8	0- 0	0- 0	CONFERENCE	0- 3	0- 3	8- 2				
5- 3	0- 0	0- 0	HOME	0- 1	0- 2	5- 0				
3- 5	0- 0	0- 0	AWAY	0- 2	0- 1	3- 2				
0- 0	0- 0	0- 0	NEUTRAL	0- 0	0- 0	0- 0				

RPI 1-25				RPI 26-50				RPI 51-100				RPI 101+ Team's RPI: 216			
RPI	S	Opponent	Score	RPI	S	Opponent	Score	RPI	S	Opponent	Score	RPI	S	Opponent	Score
21	A	Penn St.	51 76	33	A	James Madison	53 61	61	A	Howard	49 62	122	A	American	39 37
								61	H	Howard	36 49	124	A	UMBC	60 65
								80	A	Hampton	29 47	133	A	Coppin St.	47 54
								86	A	Wake Forest	45 77	133	H	Coppin St.	47 48
								91	A	South Fla.	50 71	148	H	Florida A&M	49 54
								96	A	Towson	45 58	193	H	Mt. St. Mary's	44 63
												196	A	Old Dominion	63 59
												245	H	Canisius	43 45
												261	A	N.C. A&T	50 53
												266	A	Norfolk St.	58 61
												266	H	Norfolk St.	62 58
												296	A	Morgan St.	75 57
												296	H	Morgan St.	74 58
												298	H	Bethune-Cookman	47 43
												315	A	Delaware St.	69 56
												315	H	Delaware St.	60 32
												320	H	Savannah St.	47 42
												341	A	N.C. Central	54 46
LAST 12 Division I GAMES:															
320	H	Savannah St.	47 42	296	A	Morgan St.	75 57								
133	H	Coppin St.	47 48	266	H	Norfolk St.	62 58								
296	H	Morgan St.	74 58	61	H	Howard	36 49								
61	A	Howard	49 62	341	A	N.C. Central	54 46								
80	A	Hampton	29 47	261	A	N.C. A&T	50 53								
133	A	Coppin St.	47 54	298	H	Bethune-Cookman	47 43								

Non-Div I Games: Lincoln (PA) 59 45 Elizabeth City St. 55 62

Md.-East. Shore

Loss, Non-Conf, S Site, H Home A Away N Neutral

Average RPI Win:	202	WON-LOST	WINNING	LAST 12	STRENGTH OF	OPP. STRENGTH	TEAM	ADJ.	CONF.	ADJ CONF.
Average RPI Loss:	111	RECORD	PCT. RANK	GAMES	SCHEDULE	OF SCHEDULE	RPI	RPI	RPI	RPI
DIV. I ONLY	23- 6	25	10- 2	256	109	72	72	11	11	
DIV. I NON-CONF.	10- 3	49	0- 0	310	74	113	113	12	12	
TOTALS	RPI 1-25	RPI 26-50	W-L RECORDS	RPI 51-100	RPI 101-150	RPI 150+				
23- 6	0- 1	0- 0	OVERALL	1- 1	4- 2	18- 2				
15- 1	0- 0	0- 0	HOME	1- 0	2- 0	12- 1				
7- 5	0- 1	0- 0	AWAY	0- 1	2- 2	5- 1				
1- 0	0- 0	0- 0	NEUTRAL	0- 0	0- 0	1- 0				
10- 3	0- 1	0- 0	NON-CONFERENCE	0- 0	2- 2	8- 0				
8- 0	0- 0	0- 0	HOME	0- 0	1- 0	7- 0				
1- 3	0- 1	0- 0	AWAY	0- 0	1- 2	0- 0				
1- 0	0- 0	0- 0	NEUTRAL	0- 0	0- 0	1- 0				
13- 3	0- 0	0- 0	CONFERENCE	1- 1	2- 0	10- 2				
7- 1	0- 0	0- 0	HOME	1- 0	1- 0	5- 1				
6- 2	0- 0	0- 0	AWAY	0- 1	1- 0	5- 1				
0- 0	0- 0	0- 0	NEUTRAL	0- 0	0- 0	0- 0				

RPI	S	Opponent	Score	RPI	S	Opponent	Score	RPI	S	Opponent	Score	RPI	S	Opponent	Score
11	A	St. John's (NY)	60 64					54	A	UTEP	60 66	101	H	UT Martin	90 69
								81	H	Tulane	61 59	103	A	UAB	70 59
												103	H	UAB	71 56
												111	A	UALR	81 66
												112	A	Illinois	54 62
												115	A	Missouri	48 58
												160	H	Tulsa	66 64
												168	A	Marshall	54 65
												168	H	Marshall	71 58
												172	A	Rice	65 60
												179	H	Seton Hall	82 73
												191	A	SMU	60 55
												194	N	Louisiana Tech	86 67
												195	A	UCF	61 54
												195	H	UCF	65 57
												205	A	Southern Miss.	85 44
												205	H	Southern Miss.	54 62
												224	A	East Carolina	69 56
												224	H	East Carolina	62 59
												233	H	Saint Louis	63 60
												256	H	Belmont	79 40
												287	H	Southeastern La.	80 44
												301	H	Tennessee St.	88 64
												313	H	Texas-Arlington	77 60
												318	H	Houston	69 41
												334	H	Ark.-Pine Bluff	89 60
LAST 12 Division I GAMES:															
172	A	Rice	65 60	191	A	SMU	60 55								
160	H	Tulsa	66 64	195	H	UCF	65 57								
103	H	UAB	71 56	205	H	Southern Miss.	54 62								
195	A	UCF	61 54	224	A	East Carolina	69 56								
168	A	Marshall	54 65	168	H	Marshall	71 58								
318	H	Houston	69 41	103	A	UAB	70 59								

Non-Div I Games:

Memphis

■ Loss,
 ■ Non-Conf, S Site,
 ■ Home
 ■ Away
 N Neutral

Average RPI Win:	271	WON-LOST	WINNING	LAST 12	STRENGTH OF	OPP. STRENGTH	TEAM	ADJ.	CONF.	ADJ CONF.
Average RPI Loss:	194	RECORD	PCT. RANK	GAMES	SCHEDULE	OF SCHEDULE	RPI	RPI	RPI	RPI
DIV. I ONLY	6- 23	310	3- 9	280	266	325	325	30	30	
DIV. I NON-CONF.	2- 9	299	0- 0	187	85	293	293	30	30	
TOTALS	RPI 1-25	RPI 26-50	W-L RECORDS	RPI 51-100	RPI 101-150	RPI 150+				
6- 23	0- 2	0- 0	OVERALL	0- 4	0- 3	6- 14				
4- 11	0- 2	0- 0	HOME	0- 1	0- 2	4- 6				
2- 12	0- 0	0- 0	AWAY	0- 3	0- 1	2- 8				
0- 0	0- 0	0- 0	NEUTRAL	0- 0	0- 0	0- 0				
2- 9	0- 2	0- 0	NON-CONFERENCE	0- 2	0- 1	2- 4				
1- 5	0- 2	0- 0	HOME	0- 0	0- 1	1- 2				
1- 4	0- 0	0- 0	AWAY	0- 2	0- 0	1- 2				
0- 0	0- 0	0- 0	NEUTRAL	0- 0	0- 0	0- 0				
4- 14	0- 0	0- 0	CONFERENCE	0- 2	0- 2	4- 10				
3- 6	0- 0	0- 0	HOME	0- 1	0- 1	3- 4				
1- 8	0- 0	0- 0	AWAY	0- 1	0- 1	1- 6				
0- 0	0- 0	0- 0	NEUTRAL	0- 0	0- 0	0- 0				

RPI 1-25				RPI 26-50				RPI 51-100				RPI 101+ Team's RPI: 325			
RPI	S	Opponent	Score	RPI	S	Opponent	Score	RPI	S	Opponent	Score	RPI	S	Opponent	Score
3	H	Notre Dame	42 128					58	A	Fla. Gulf Coast	55 92	119	H	Auburn	43 77
24	H	Georgia	43 80					58	H	Fla. Gulf Coast	50 98	120	A	Stetson	46 68
								85	A	Davidson	60 75	120	H	Stetson	84 89
								86	A	Wake Forest	44 90	155	A	High Point	75 67
												177	H	Winthrop	74 88
												195	A	UCF	43 72
												256	A	Belmont	64 61
												256	H	Belmont	73 66
												260	A	Kennesaw St.	68 70
												260	H	Kennesaw St.	51 75
												269	A	East Tenn. St.	46 72
												269	H	East Tenn. St.	59 75
												272	A	North Florida	49 66
												272	H	North Florida	39 49
												280	A	Jacksonville	78 84
												280	H	Jacksonville	65 76
												291	A	S.C. Upstate	56 77
												291	H	S.C. Upstate	87 71
												302	H	Ga. Southern	55 57
												332	A	Lipscomb	70 80
												332	H	Lipscomb	67 61
												335	A	UNC Asheville	75 76
												337	H	Troy	69 59
LAST 12 Division I GAMES:															
256	H	Belmont	73 66	269	H	East Tenn. St.	59 75								
332	H	Lipscomb	67 61	120	A	Stetson	46 68								
280	A	Jacksonville	78 84	58	A	Fla. Gulf Coast	55 92								
272	A	North Florida	49 66	272	H	North Florida	39 49								
260	A	Kennesaw St.	68 70	280	H	Jacksonville	65 76								
291	H	S.C. Upstate	87 71	260	H	Kennesaw St.	51 75								

Non-Div I Games:

Mercer

■ Loss,
■ Non-Conf,
■ S Site,
■ H Home
■ A Away
N Neutral

Average RPI Win: 132	WON-LOST	WINNING	LAST 12	STRENGTH OF	OPP. STRENGTH	TEAM	ADJ.	CONF.	ADJ CONF.
Average RPI Loss: 44	RECORD	PCT. RANK	GAMES	SCHEDULE	OF SCHEDULE	RPI	RPI	RPI	RPI
DIV. I ONLY	24- 5	17	10- 2	59	29	12	12	6	6
DIV. I NON-CONF.	10- 2	33	0- 0	88	27	26	26	6	6
TOTALS	RPI 1-25	RPI 26-50	W-L RECORDS	RPI 51-100	RPI 101-150	RPI 150+			
24- 5	4- 2	0- 1	OVERALL	9- 2	1- 0	10- 0			
16- 0	2- 0	0- 0	HOME	4- 0	1- 0	9- 0			
7- 4	2- 2	0- 1	AWAY	4- 1	0- 0	1- 0			
1- 1	0- 0	0- 0	NEUTRAL	1- 1	0- 0	0- 0			
10- 2	1- 1	0- 1	NON-CONFERENCE	2- 0	1- 0	6- 0			
8- 0	1- 0	0- 0	HOME	0- 0	1- 0	6- 0			
1- 2	0- 1	0- 1	AWAY	1- 0	0- 0	0- 0			
1- 0	0- 0	0- 0	NEUTRAL	1- 0	0- 0	0- 0			
14- 3	3- 1	0- 0	CONFERENCE	7- 2	0- 0	4- 0			
8- 0	1- 0	0- 0	HOME	4- 0	0- 0	3- 0			
6- 2	2- 1	0- 0	AWAY	3- 1	0- 0	1- 0			
0- 1	0- 0	0- 0	NEUTRAL	0- 1	0- 0	0- 0			

RPI	S	Opponent	Score	RPI	S	Opponent	Score	RPI	S	Opponent	Score	RPI	S	Opponent	Score
4	A	Tennessee	76 92	29	A	Georgetown	46 71	51	A	Virginia	56 53	106	H	VCU	91 61
6	A	Maryland	76 74					62	A	Michigan St.	76 60	166	H	Holy Cross	89 49
6	H	Maryland	75 63					86	H	Wake Forest	64 39	188	H	Ole Miss	76 48
10	A	Duke	64 74					86	N	Wake Forest	74 81	203	A	Boston College	88 57
13	H	Rutgers	92 81					88	A	North Carolina St.	73 61	203	H	Boston College	88 42
14	A	Georgia Tech	77 65					88	H	North Carolina St.	78 68	220	H	Virginia Tech	79 48
								89	A	North Carolina	63 65	247	H	Clemson	68 47
								89	H	North Carolina	61 37	251	H	La.-Monroe	103 39
								91	N	South Fla.	92 72	252	H	Prairie View	107 26
								99	A	Florida St.	60 57	268	H	Tex.-Pan American	83 37
								99	H	Florida St.	67 60	279	H	Longwood	92 43
LAST 12 Division I GAMES:															
		86	N	Wake Forest	74	81		89	H	North Carolina	61	37			
		203	H	Boston College	88	42		247	H	Clemson	68	47			
		10	A	Duke	64	74		203	A	Boston College	88	57			
		99	H	Florida St.	67	60		86	H	Wake Forest	64	39			
		88	A	North Carolina St.	73	61		220	H	Virginia Tech	79	48			
		6	A	Maryland	76	74		51	A	Virginia	56	53			

Non-Div I Games: Alas. Anchorage 72 55

Miami (FL)

■ Loss,
■ Non-Conf, S Site,
■ Home
■ Away
N Neutral

Average RPI Win:	225	WON-LOST	WINNING	LAST 12	STRENGTH OF	OPP. STRENGTH	TEAM	ADJ.	CONF.	ADJ CONF.
Average RPI Loss:	89	RECORD	PCT. RANK	GAMES	SCHEDULE	OF SCHEDULE	RPI	RPI	RPI	RPI
DIV. I ONLY	21- 8	54	7- 5	209	157	90	90	12	12	
DIV. I NON-CONF.	10- 3	49	0- 0	205	187	76	76	13	13	
TOTALS	RPI 1-25	RPI 26-50	W-L RECORDS	RPI 51-100	RPI 101-150	RPI 150+				
21- 8	0- 0	0- 1	OVERALL	0- 5	2- 1	19- 1				
14- 2	0- 0	0- 0	HOME	0- 1	1- 0	13- 1				
7- 6	0- 0	0- 1	AWAY	0- 4	1- 1	6- 0				
0- 0	0- 0	0- 0	NEUTRAL	0- 0	0- 0	0- 0				
10- 3	0- 0	0- 1	NON-CONFERENCE	0- 1	2- 1	8- 0				
8- 0	0- 0	0- 0	HOME	0- 0	1- 0	7- 0				
2- 3	0- 0	0- 1	AWAY	0- 1	1- 1	1- 0				
0- 0	0- 0	0- 0	NEUTRAL	0- 0	0- 0	0- 0				
11- 5	0- 0	0- 0	CONFERENCE	0- 4	0- 0	11- 1				
6- 2	0- 0	0- 0	HOME	0- 1	0- 0	6- 1				
5- 3	0- 0	0- 0	AWAY	0- 3	0- 0	5- 0				
0- 0	0- 0	0- 0	NEUTRAL	0- 0	0- 0	0- 0				

RPI S	Opponent	Score	RPI S	Opponent	Score	RPI S	Opponent	Score	RPI S	Opponent	Score
46	A Temple	36 70	60	A Bowling Green	55 64	105	H Cincinnati	74 69	120	A Stetson	62 71
			60	H Bowling Green	58 61	142	A Robert Morris	61 50	157	H Wright St.	70 63
			65	A Eastern Mich.	66 77	162	A Central Mich.	79 57	168	A Marshall	56 49
			76	A Toledo	66 79	190	H Northeastern	75 55	202	A Akron	95 85
			77	A Duquesne	63 64	202	H Akron	84 76	206	H Northern Ill.	58 70
						214	H Indiana	77 72	228	H Iona	92 77
						230	A Buffalo	66 50	230	H Buffalo	72 51
						248	A Ohio	67 47	248	H Ohio	51 49
						255	H Massachusetts	81 56	267	H Eastern Ky.	60 55
						270	H Ball St.	72 61	290	H Western Mich.	82 67
						295	A Kent St.	69 65	295	H Kent St.	73 55
						331	H Chicago St.	74 60			
LAST 12 Division I GAMES:											
248	H Ohio	51 49	65	A Eastern Mich.	66 77	162	A Central Mich.	79 57	270	H Ball St.	72 61
60	A Bowling Green	55 64	76	A Toledo	66 79	290	H Western Mich.	82 67	60	H Bowling Green	58 61
202	H Akron	84 76									
230	A Buffalo	66 50									
295	A Kent St.	69 65									
206	H Northern Ill.	58 70									

Non-Div I Games:

Miami (OH)

■ Loss,
 ■ Non-Conf, S Site,
 ■ Home
 ■ Away
 N Neutral

Average RPI Win:	121	WON-LOST	WINNING	LAST 12	STRENGTH OF	OPP. STRENGTH	TEAM	ADJ.	CONF.	ADJ CONF.
Average RPI Loss:	48	RECORD	PCT. RANK	GAMES	SCHEDULE	OF SCHEDULE	RPI	RPI	RPI	RPI
DIV. I ONLY	20- 11	85	5- 7	49	18	44	44	5	5	
DIV. I NON-CONF.	11- 2	24	0- 0	55	11	11	11	4	4	
TOTALS	RPI 1-25	RPI 26-50	W-L RECORDS	RPI 51-100	RPI 101-150	RPI 150+				
20- 11	0- 4	4- 3	OVERALL	1- 3	10- 0	5- 1				
9- 4	0- 2	2- 1	HOME	1- 1	4- 0	2- 0				
7- 6	0- 2	2- 1	AWAY	0- 2	3- 0	2- 1				
4- 1	0- 0	0- 1	NEUTRAL	0- 0	3- 0	1- 0				
11- 2	0- 1	2- 0	NON-CONFERENCE	1- 1	5- 0	3- 0				
5- 0	0- 0	1- 0	HOME	1- 0	2- 0	1- 0				
3- 2	0- 1	1- 0	AWAY	0- 1	1- 0	1- 0				
3- 0	0- 0	0- 0	NEUTRAL	0- 0	2- 0	1- 0				
9- 9	0- 3	2- 3	CONFERENCE	0- 2	5- 0	2- 1				
4- 4	0- 2	1- 1	HOME	0- 1	2- 0	1- 0				
4- 4	0- 1	1- 1	AWAY	0- 1	2- 0	1- 1				
1- 1	0- 0	0- 1	NEUTRAL	0- 0	1- 0	0- 0				

RPI 1-25				RPI 26-50				Team's RPI: 44	RPI 51-100				RPI 101+			
RPI	S	Opponent	Score	RPI	S	Opponent	Score		RPI	S	Opponent	Score	RPI	S	Opponent	Score
6	A	Maryland	65 74	27	H	Ohio St.	73 62		62	A	Michigan St.	55 60	102	H	Utah	55 50
16	H	Purdue	49 60	27	N	Ohio St.	48 57		62	H	Michigan St.	63 65	108	A	Detroit	61 51
21	A	Penn St.	63 78	32	A	Nebraska	63 52		65	A	Eastern Mich.	64 77	112	A	Illinois	70 50
21	H	Penn St.	56 77	40	A	Iowa	71 79		93	H	Illinois St.	76 59	112	N	Illinois	68 53
				40	H	Iowa	57 58						117	A	Northwestern	58 48
				41	A	Florida	69 66						117	H	Northwestern	79 68
				42	H	Iowa St.	56 49						121	H	Minnesota	61 57
													126	N	Washington St.	69 39
													127	H	Indiana St.	72 44
													128	N	Marquette	71 51
													158	H	Fla. Atlantic	73 51
													167	A	Wisconsin	60 66
													179	A	Seton Hall	51 47
													214	A	Indiana	61 48
													214	H	Indiana	66 48
													252	N	Prairie View	59 53
LAST 12 Division I GAMES:																
		27	N	Ohio St.	48	57			32	A	Nebraska	63	52			
		112	N	Illinois	68	53			62	H	Michigan St.	63	65			
		40	A	Iowa	71	79			117	H	Northwestern	79	68			
		16	H	Purdue	49	60			167	A	Wisconsin	60	66			
		214	A	Indiana	61	48			21	H	Penn St.	56	77			
		40	H	Iowa	57	58			214	H	Indiana	66	48			

Non-Div I Games:

Michigan

■ Loss,
■ Non-Conf,
■ S Site,
■ H Home
■ A Away
N Neutral

Average RPI Win: 144	WON-LOST	WINNING	LAST 12	STRENGTH OF	OPP. STRENGTH	TEAM	ADJ.	CONF.	ADJ CONF.
Average RPI Loss: 62	RECORD	PCT. RANK	GAMES	SCHEDULE	OF SCHEDULE	RPI	RPI	RPI	RPI
DIV. I ONLY	20- 11	85	8- 4	65	52	62	62	5	5
DIV. I NON-CONF.	8- 5	107	0- 0	133	76	116	116	4	4
<hr/>									
TOTALS	RPI 1-25	RPI 26-50	W-L RECORDS	RPI 51-100	RPI 101-150	RPI 150+			
20- 11	3- 3	3- 4	OVERALL	1- 1	3- 2	10- 1			
11- 3	2- 1	2- 1	HOME	1- 0	2- 1	4- 0			
6- 5	1- 1	1- 2	AWAY	0- 1	1- 1	3- 0			
3- 3	0- 1	0- 1	NEUTRAL	0- 0	0- 0	3- 1			
8- 5	0- 1	0- 2	NON-CONFERENCE	1- 1	1- 0	6- 1			
5- 1	0- 1	0- 0	HOME	1- 0	1- 0	3- 0			
1- 2	0- 0	0- 1	AWAY	0- 1	0- 0	1- 0			
2- 2	0- 0	0- 1	NEUTRAL	0- 0	0- 0	2- 1			
12- 6	3- 2	3- 2	CONFERENCE	0- 0	2- 2	4- 0			
6- 2	2- 0	2- 1	HOME	0- 0	1- 1	1- 0			
5- 3	1- 1	1- 1	AWAY	0- 0	1- 1	2- 0			
1- 1	0- 1	0- 0	NEUTRAL	0- 0	0- 0	1- 0			

RPI 1-25				RPI 26-50				RPI 51-100 Team's RPI: 62				RPI 101+			
RPI	S	Opponent	Score	RPI	S	Opponent	Score	RPI	S	Opponent	Score	RPI	S	Opponent	Score
12	H	Miami (FL)	60 76	27	H	Ohio St.	56 64	58	A	Fla. Gulf Coast	58 59	108	H	Detroit	64 41
16	A	Purdue	49 67	32	H	Nebraska	73 53	65	H	Eastern Mich.	60 59	112	H	Illinois	62 71
16	H	Purdue	67 52	39	N	Villanova	64 75					117	A	Northwestern	76 57
16	N	Purdue	64 73	40	A	Iowa	57 74					117	H	Northwestern	72 58
21	A	Penn St.	75 65	44	A	Michigan	65 63					121	A	Minnesota	65 71
21	H	Penn St.	83 77	44	H	Michigan	60 55					167	A	Wisconsin	62 46
				45	A	Texas	53 61					174	N	Colorado St.	72 45
												199	N	Pittsburgh	54 64
												214	A	Indiana	63 49
												214	H	Indiana	67 47
												214	N	Indiana	97 68
												235	H	Oakland	67 42
												238	A	Milwaukee	70 57
												261	N	N.C. A&T	113 60
												283	H	IPFW	62 56
												290	H	Western Mich.	80 45
<hr/>															
LAST 12 Division I GAMES:															
		16 N Purdue	64 73			40 A Iowa	57 74								
		214 N Indiana	97 68			117 H Northwestern	72 58								
		117 A Northwestern	76 57			44 A Michigan	65 63								
		32 H Nebraska	73 53			21 H Penn St.	83 77								
		16 H Purdue	67 52			112 H Illinois	62 71								
		167 A Wisconsin	62 46			16 A Purdue	49 67								

Non-Div I Games:

Michigan St.

Average RPI Win:	197	WON-LOST	WINNING	LAST 12	STRENGTH OF	OPP. STRENGTH	TEAM	ADJ.	CONF.	ADJ CONF.
Average RPI Loss:	21	RECORD	PCT. RANK	GAMES	SCHEDULE	OF SCHEDULE	RPI	RPI	RPI	RPI
DIV. I ONLY	25- 5	14	12- 0	118	110	37	37	17	17	
DIV. I NON-CONF.	8- 5	107	0- 0	27	14	56	56	16	16	
TOTALS	RPI 1-25	RPI 26-50	W-L RECORDS	RPI 51-100	RPI 101-150	RPI 150+				
25- 5	1- 3	0- 2	OVERALL	2- 0	4- 0	18- 0				
13- 2	1- 1	0- 1	HOME	1- 0	2- 0	9- 0				
10- 3	0- 2	0- 1	AWAY	0- 0	2- 0	8- 0				
2- 0	0- 0	0- 0	NEUTRAL	1- 0	0- 0	1- 0				
8- 5	1- 3	0- 2	NON-CONFERENCE	2- 0	0- 0	5- 0				
5- 2	1- 1	0- 1	HOME	1- 0	0- 0	3- 0				
2- 3	0- 2	0- 1	AWAY	0- 0	0- 0	2- 0				
1- 0	0- 0	0- 0	NEUTRAL	1- 0	0- 0	0- 0				
17- 0	0- 0	0- 0	CONFERENCE	0- 0	4- 0	13- 0				
8- 0	0- 0	0- 0	HOME	0- 0	2- 0	6- 0				
8- 0	0- 0	0- 0	AWAY	0- 0	2- 0	6- 0				
1- 0	0- 0	0- 0	NEUTRAL	0- 0	0- 0	1- 0				

RPI 1-25				RPI 26-50				Team's RPI: 37		RPI 51-100				RPI 101+			
RPI	S	Opponent	Score	RPI	S	Opponent	Score	RPI	S	Opponent	Score	RPI	S	Opponent	Score		
4	A	Tennessee	43 82	33	A	James Madison	46 60	64	H	South Dakota St.	59 49	111	H	UALR	59 51		
9	H	Kentucky	70 58	35	H	Arkansas	53 59	82	N	UNC Wilmington	79 60	131	A	Denver	75 63		
14	H	Georgia Tech	47 58									135	A	FIU	74 60		
21	A	Penn St.	49 65									135	H	FIU	58 53		
												158	A	Fla. Atlantic	55 37		
												158	H	Fla. Atlantic	65 41		
												173	A	South Ala.	60 53		
												173	H	South Ala.	60 39		
												200	A	Xavier	65 49		
												204	A	North Texas	70 68		
												212	H	Tennessee Tech	74 55		
												223	H	Arkansas St.	71 62		
												226	A	Western Ky.	77 62		
												226	H	Western Ky.	67 64		
												226	N	Western Ky.	65 57		
												251	A	La.-Monroe	67 53		
												269	A	East Tenn. St.	78 63		
												286	H	Austin Peay	69 63		
												301	H	Tennessee St.	94 53		
												303	H	La.-Lafayette	104 53		
												337	A	Troy	72 66		
												337	H	Troy	82 52		
LAST 12 Division I GAMES:																	
226	N	Western Ky.	65 57	131	A	Denver	75 63										
226	A	Western Ky.	77 62	204	A	North Texas	70 68										
251	A	La.-Monroe	67 53	337	H	Troy	82 52										
158	H	Fla. Atlantic	65 41	173	A	South Ala.	60 53										
111	H	UALR	59 51	223	H	Arkansas St.	71 62										
226	H	Western Ky.	67 64	158	A	Fla. Atlantic	55 37										

Non-Div I Games:

Middle Tenn.

Average RPI Win:	226	WON-LOST	WINNING	LAST 12	STRENGTH OF	OPP. STRENGTH	TEAM	ADJ.	CONF.	ADJ CONF.
Average RPI Loss:	145	RECORD	PCT. RANK	GAMES	SCHEDULE	OF SCHEDULE	RPI	RPI	RPI	RPI
DIV. I ONLY	9- 20	268	4- 8	135	130	238	238	13	13	
DIV. I NON-CONF.	4- 7	229	0- 1	105	33	179	179	17	17	
TOTALS	RPI 1-25	RPI 26-50	W-L RECORDS	RPI 51-100	RPI 101-150	RPI 150+				
9- 20	0- 4	0- 0	OVERALL	1- 1	1- 3	7- 12				
5- 9	0- 1	0- 0	HOME	1- 1	0- 2	4- 5				
4- 11	0- 3	0- 0	AWAY	0- 0	1- 1	3- 7				
0- 0	0- 0	0- 0	NEUTRAL	0- 0	0- 0	0- 0				
4- 7	0- 2	0- 0	NON-CONFERENCE	1- 1	1- 1	2- 3				
2- 3	0- 0	0- 0	HOME	1- 1	0- 1	1- 1				
2- 4	0- 2	0- 0	AWAY	0- 0	1- 0	1- 2				
0- 0	0- 0	0- 0	NEUTRAL	0- 0	0- 0	0- 0				
5- 13	0- 2	0- 0	CONFERENCE	0- 0	0- 2	5- 9				
3- 6	0- 1	0- 0	HOME	0- 0	0- 1	3- 4				
2- 7	0- 1	0- 0	AWAY	0- 0	0- 1	2- 5				
0- 0	0- 0	0- 0	NEUTRAL	0- 0	0- 0	0- 0				

RPI 1-25				RPI 26-50				RPI 51-100				RPI 101+ Team's RPI: 238			
RPI	S	Opponent	Score	RPI	S	Opponent	Score	RPI	S	Opponent	Score	RPI	S	Opponent	Score
1	A	Baylor	41 72					62	H	Michigan St.	57 70	108	A	Detroit	48 71
22	A	Oklahoma	50 72					76	H	Toledo	60 57	108	H	Detroit	48 62
25	A	Green Bay	39 85									138	H	Seattle	56 63
25	H	Green Bay	53 88									144	A	Bradley	71 67
												153	A	Drake	51 63
												157	A	Wright St.	72 75
												157	H	Wright St.	52 64
												161	A	Ill.-Chicago	52 59
												161	H	Ill.-Chicago	41 67
												167	H	Wisconsin	51 68
												201	A	Butler	63 76
												201	H	Butler	54 52
												217	A	Loyola Chicago	62 69
												217	H	Loyola Chicago	73 81
												234	A	Western Ill.	79 66
												246	A	Youngstown St.	76 71
												246	H	Youngstown St.	76 68
												265	A	Cleveland St.	68 70
												265	H	Cleveland St.	58 68
												276	A	Valparaiso	55 47
												276	H	Valparaiso	50 31
												290	A	Western Mich.	63 69
												331	H	Chicago St.	79 48
LAST 12 Division I GAMES:															
217	A	Loyola Chicago	62 69	108	H	Detroit	48 62								
161	A	Ill.-Chicago	52 59	157	H	Wright St.	52 64								
276	H	Valparaiso	50 31	25	A	Green Bay	39 85								
201	H	Butler	54 52	138	H	Seattle	56 63								
265	A	Cleveland St.	68 70	201	A	Butler	63 76								
246	A	Youngstown St.	76 71	276	A	Valparaiso	55 47								

Non-Div I Games:

Milwaukee

■ Loss,
 ■ Non-Conf,
 ■ S Site,
 ■ H Home
 ■ A Away
 N Neutral

Average RPI Win:	166	WON-LOST	WINNING	LAST 12	STRENGTH OF	OPP. STRENGTH	TEAM	ADJ.	CONF.	ADJ CONF.
Average RPI Loss:	59	RECORD	PCT. RANK	GAMES	SCHEDULE	OF SCHEDULE	RPI	RPI	RPI	RPI
DIV. I ONLY	15- 17	186	4- 8	46	60	121	121	5	5	
DIV. I NON-CONF.	8- 6	128	0- 0	112	101	146	146	4	4	
TOTALS	RPI 1-25	RPI 26-50	W-L RECORDS	RPI 51-100	RPI 101-150	RPI 150+				
15- 17	0- 6	3- 4	OVERALL	1- 4	3- 2	8- 1				
11- 4	0- 3	2- 0	HOME	1- 0	2- 0	6- 1				
1- 9	0- 2	0- 4	AWAY	0- 1	1- 2	0- 0				
3- 4	0- 1	1- 0	NEUTRAL	0- 3	0- 0	2- 0				
8- 6	0- 1	1- 0	NON-CONFERENCE	0- 4	1- 1	6- 0				
6- 1	0- 1	0- 0	HOME	0- 0	1- 0	5- 0				
0- 2	0- 0	0- 0	AWAY	0- 1	0- 1	0- 0				
2- 3	0- 0	1- 0	NEUTRAL	0- 3	0- 0	1- 0				
7- 11	0- 5	2- 4	CONFERENCE	1- 0	2- 1	2- 1				
5- 3	0- 2	2- 0	HOME	1- 0	1- 0	1- 1				
1- 7	0- 2	0- 4	AWAY	0- 0	1- 1	0- 0				
1- 1	0- 1	0- 0	NEUTRAL	0- 0	0- 0	1- 0				

RPI 1-25				RPI 26-50				RPI 51-100				RPI 101+ Team's RPI: 121			
RPI	S	Opponent	Score	RPI	S	Opponent	Score	RPI	S	Opponent	Score	RPI	S	Opponent	Score
1	H	Baylor	60 89	27	A	Ohio St.	56 81	62	H	Michigan St.	71 65	112	A	Illinois	67 72
16	A	Purdue	53 57	27	H	Ohio St.	76 65	75	N	Quinnipiac	62 64	112	H	Illinois	60 53
16	H	Purdue	55 72	32	A	Nebraska	49 64	86	A	Wake Forest	65 82	117	A	Northwestern	68 60
21	A	Penn St.	51 74	32	H	Nebraska	64 58	91	N	South Fla.	52 60	131	A	Denver	63 72
21	H	Penn St.	65 68	35	N	Arkansas	68 60	99	N	Florida St.	56 68	132	H	Harvard	79 53
21	N	Penn St.	74 78	40	A	Iowa	58 75					167	H	Wisconsin	72 78
				44	A	Michigan	57 61					167	N	Wisconsin	81 49
												214	H	Indiana	84 43
												218	H	Binghamton	65 40
												220	N	Virginia Tech	65 64
												253	H	North Dakota St.	80 41
												273	H	Alcorn St.	75 46
												311	H	Air Force	81 46
												324	H	NJIT	71 47
LAST 12 Division I GAMES:															
		21 N Penn St.	74 78			40 A Iowa	58 75			21 H Penn St.	65 68				
		167 N Wisconsin	81 49			112 A Illinois	67 72			27 H Ohio St.	76 65				
		21 A Penn St.	51 74			167 H Wisconsin	72 78			32 A Nebraska	49 64				
		27 A Ohio St.	56 81												
		112 H Illinois	60 53												
		32 H Nebraska	64 58												

Non-Div I Games:

Minnesota

■ Loss,
■ Non-Conf,
■ S Site,
■ H Home
■ A Away
N Neutral

Average RPI Win:	216	WON-LOST	WINNING	LAST 12	STRENGTH OF	OPP. STRENGTH	TEAM	ADJ.	CONF.	ADJ CONF.
Average RPI Loss:	35	RECORD	PCT. RANK	GAMES	SCHEDULE	OF SCHEDULE	RPI	RPI	RPI	RPI
DIV. I ONLY	14- 16	187	2- 10	70	54	143	143	2	2	
DIV. I NON-CONF.	10- 3	49	0- 0	294	184	117	117	3	3	
TOTALS	RPI 1-25	RPI 26-50	W-L RECORDS	RPI 51-100	RPI 101-150	RPI 150+				
14- 16	0- 8	0- 6	OVERALL	1- 1	2- 0	11- 1				
10- 6	0- 4	0- 2	HOME	1- 0	2- 0	7- 0				
4- 8	0- 4	0- 3	AWAY	0- 0	0- 0	4- 1				
0- 2	0- 0	0- 1	NEUTRAL	0- 1	0- 0	0- 0				
10- 3	0- 1	0- 0	NON-CONFERENCE	1- 1	1- 0	8- 1				
8- 0	0- 0	0- 0	HOME	1- 0	1- 0	6- 0				
2- 2	0- 1	0- 0	AWAY	0- 0	0- 0	2- 1				
0- 1	0- 0	0- 0	NEUTRAL	0- 1	0- 0	0- 0				
4- 13	0- 7	0- 6	CONFERENCE	0- 0	1- 0	3- 0				
2- 6	0- 4	0- 2	HOME	0- 0	1- 0	1- 0				
2- 6	0- 3	0- 3	AWAY	0- 0	0- 0	2- 0				
0- 1	0- 0	0- 1	NEUTRAL	0- 0	0- 0	0- 0				

RPI 1-25				RPI 26-50				RPI 51-100				RPI 101+ Team's RPI: 143			
RPI	S	Opponent	Score	RPI	S	Opponent	Score	RPI	S	Opponent	Score	RPI	S	Opponent	Score
4	H	Tennessee	41 57	28	H	Vanderbilt	59 65	52	N	Oklahoma St.	71 78	119	H	Auburn	62 57
8	A	Texas A&M	47 93	28	N	Vanderbilt	51 67	81	H	Tulane	70 55	139	H	Mississippi Val.	64 47
9	A	Kentucky	40 88	34	A	South Carolina	43 69					173	H	South Ala.	63 47
9	H	Kentucky	40 76	35	A	Arkansas	53 67					178	A	Alabama	66 61
20	A	LSU	49 53	35	H	Arkansas	35 51					188	A	Ole Miss	51 46
20	H	LSU	48 53	41	A	Florida	45 79					188	H	Ole Miss	53 50
24	A	Georgia	60 70									194	A	Louisiana Tech	62 63
24	H	Georgia	51 68									200	H	Xavier	71 65
												205	H	Southern Miss.	71 57
												273	H	Alcorn St.	66 48
												303	H	La.-Lafayette	72 38
												312	A	Nevada	67 63
												320	A	Savannah St.	56 42
												340	H	Jacksonville St.	78 41
LAST 12 Division I GAMES:															
		28 N Vanderbilt	51 67			20 A LSU	49 53								
		9 H Kentucky	40 76			28 H Vanderbilt	59 65								
		41 A Florida	45 79			24 A Georgia	60 70								
		35 A Arkansas	53 67			34 A South Carolina	43 69								
		4 H Tennessee	41 57			35 H Arkansas	35 51								
		188 H Ole Miss	53 50			119 H Auburn	62 57								

Non-Div I Games:

Mississippi St.

Average RPI Win:	270	WON-LOST	WINNING	LAST 12	STRENGTH OF	OPP. STRENGTH	TEAM	ADJ.	CONF.	ADJ CONF.
Average RPI Loss:	120	RECORD	PCT. RANK	GAMES	SCHEDULE	OF SCHEDULE	RPI	RPI	RPI	RPI
DIV. I ONLY	14- 12	149	10- 2	187	257	139	139	32	32	
DIV. I NON-CONF.	0- 8	337	0- 0	3	1	189	189	32	32	
TOTALS	RPI 1-25	RPI 26-50	W-L RECORDS	RPI 51-100	RPI 101-150	RPI 150+				
14- 12	0- 2	0- 4	OVERALL	0- 0	0- 2	14- 4				
9- 0	0- 0	0- 0	HOME	0- 0	0- 0	9- 0				
5- 12	0- 2	0- 4	AWAY	0- 0	0- 2	5- 4				
0- 0	0- 0	0- 0	NEUTRAL	0- 0	0- 0	0- 0				
0- 8	0- 2	0- 4	NON-CONFERENCE	0- 0	0- 2	0- 0				
0- 0	0- 0	0- 0	HOME	0- 0	0- 0	0- 0				
0- 8	0- 2	0- 4	AWAY	0- 0	0- 2	0- 0				
0- 0	0- 0	0- 0	NEUTRAL	0- 0	0- 0	0- 0				
14- 4	0- 0	0- 0	CONFERENCE	0- 0	0- 0	14- 4				
9- 0	0- 0	0- 0	HOME	0- 0	0- 0	9- 0				
5- 4	0- 0	0- 0	AWAY	0- 0	0- 0	5- 4				
0- 0	0- 0	0- 0	NEUTRAL	0- 0	0- 0	0- 0				

RPI 1-25				RPI 26-50				RPI 51-100				RPI 101+ Team's RPI: 139			
RPI	S	Opponent	Score	RPI	S	Opponent	Score	RPI	S	Opponent	Score	RPI	S	Opponent	Score
1	A	Baylor	55 93	32	A	Nebraska	53 99					128	A	Marquette	61 69
9	A	Kentucky	51 90	35	A	Arkansas	40 59					143	A	Mississippi St.	47 64
				40	A	Iowa	80 86					187	A	Alabama A&M	69 67
				42	A	Iowa St.	47 77					187	H	Alabama A&M	73 44
												208	A	Grambling	67 63
												208	H	Grambling	63 55
												225	A	Southern U.	59 63
												225	H	Southern U.	78 61
												252	A	Prairie View	56 61
												252	H	Prairie View	63 56
												263	A	Alabama St.	62 65
												263	H	Alabama St.	65 50
												273	A	Alcorn St.	61 65
												273	H	Alcorn St.	66 58
												314	A	Jackson St.	72 62
												314	H	Jackson St.	66 56
												334	A	Ark.-Pine Bluff	65 47
												334	H	Ark.-Pine Bluff	92 50
												339	A	Texas Southern	68 54
												339	H	Texas Southern	82 48
LAST 12 Division I GAMES:															
334	A	Ark.-Pine Bluff	65 47	273	A	Alcorn St.	61 65								
314	A	Jackson St.	72 62	187	H	Alabama A&M	73 44								
208	A	Grambling	67 63	263	H	Alabama St.	65 50								
339	H	Texas Southern	82 48	208	H	Grambling	63 55								
252	H	Prairie View	63 56	314	H	Jackson St.	66 56								
225	A	Southern U.	59 63	339	A	Texas Southern	68 54								

Non-Div I Games: Rust 79 44 Talladega 63 33 Concordia-Selma 76 43

Mississippi Val.

Loss, Non-Conf, S Site, H Home A Away N Neutral

Average RPI Win:	183	WON-LOST	WINNING	LAST 12	STRENGTH OF	OPP. STRENGTH	TEAM	ADJ.	CONF.	ADJ CONF.
Average RPI Loss:	39	RECORD	PCT. RANK	GAMES	SCHEDULE	OF SCHEDULE	RPI	RPI	RPI	RPI
DIV. I ONLY	12- 17	221	2- 10	23	27	115	115	1	1	
DIV. I NON-CONF.	10- 1	14	0- 0	157	335	59	59	1	1	
TOTALS	RPI 1-25	RPI 26-50	W-L RECORDS	RPI 51-100	RPI 101-150	RPI 150+				
12- 17	1- 7	1- 5	OVERALL	1- 4	2- 1	7- 0				
8- 9	1- 3	0- 3	HOME	1- 2	2- 1	4- 0				
4- 8	0- 4	1- 2	AWAY	0- 2	0- 0	3- 0				
0- 0	0- 0	0- 0	NEUTRAL	0- 0	0- 0	0- 0				
10- 1	0- 0	0- 0	NON-CONFERENCE	1- 0	2- 1	7- 0				
7- 1	0- 0	0- 0	HOME	1- 0	2- 1	4- 0				
3- 0	0- 0	0- 0	AWAY	0- 0	0- 0	3- 0				
0- 0	0- 0	0- 0	NEUTRAL	0- 0	0- 0	0- 0				
2- 16	1- 7	1- 5	CONFERENCE	0- 4	0- 0	0- 0				
1- 8	1- 3	0- 3	HOME	0- 2	0- 0	0- 0				
1- 8	0- 4	1- 2	AWAY	0- 2	0- 0	0- 0				
0- 0	0- 0	0- 0	NEUTRAL	0- 0	0- 0	0- 0				

RPI	S	Opponent	Score	RPI	S	Opponent	Score	RPI	S	Opponent	Score	RPI	S	Opponent	Score	Team's RPI: 115
1	A	Baylor	46 90	42	A	Iowa St.	59 66	52	A	Oklahoma St.	47 68	116	H	Eastern Ill.	56 54	
1	H	Baylor	41 71	42	H	Iowa St.	52 65	52	H	Oklahoma St.	58 62	117	H	Northwestern	70 74	
8	A	Texas A&M	52 78	45	A	Texas	58 75	69	A	Texas Tech	49 76	147	H	Sam Houston St.	66 48	
8	H	Texas A&M	52 56	45	H	Texas	62 75	69	H	Texas Tech	63 69	157	H	Wright St.	92 62	
19	A	Kansas St.	46 72	47	A	Kansas	70 65	72	H	Memphis	58 48	211	H	North Dakota	69 52	
19	H	Kansas St.	61 56	47	H	Kansas	63 72					233	A	Saint Louis	68 56	
22	A	Oklahoma	60 64									272	H	North Florida	67 46	
22	H	Oklahoma	59 62									299	A	UTSA	70 50	
												307	H	Evansville	74 51	
												321	A	A&M-Corpus Christi	75 58	
LAST 12 Division I GAMES:																
52	A	Oklahoma St.	47 68	22	A	Oklahoma	60 64									
45	H	Texas	62 75	42	H	Iowa St.	52 65									
19	H	Kansas St.	61 56	69	A	Texas Tech	49 76									
42	A	Iowa St.	59 66	1	H	Baylor	41 71									
47	A	Kansas	70 65	22	H	Oklahoma	59 62									
8	H	Texas A&M	52 56	45	A	Texas	58 75									

Non-Div I Games:

Missouri

■ Loss,
 ■ Non-Conf, S Site,
 ■ Home
 ■ Away
 N Neutral

Average RPI Win:	172	WON-LOST	WINNING	LAST 12	STRENGTH OF	OPP. STRENGTH	TEAM	ADJ.	CONF.	ADJ CONF.
Average RPI Loss:	109	RECORD	PCT. RANK	GAMES	SCHEDULE	OF SCHEDULE	RPI	RPI	RPI	RPI
DIV. I ONLY	21- 7	34	11- 1	133	97	53	53	10	10	
DIV. I NON-CONF.	7- 3	85	0- 0	132	60	79	79	10	10	
TOTALS	RPI 1-25	RPI 26-50	W-L RECORDS	RPI 51-100	RPI 101-150	RPI 150+				
21- 7	0- 2	0- 0	OVERALL	4- 1	7- 3	10- 1				
12- 2	0- 1	0- 0	HOME	2- 0	4- 1	6- 0				
9- 5	0- 1	0- 0	AWAY	2- 1	3- 2	4- 1				
0- 0	0- 0	0- 0	NEUTRAL	0- 0	0- 0	0- 0				
7- 3	0- 2	0- 0	NON-CONFERENCE	0- 1	2- 0	5- 0				
4- 1	0- 1	0- 0	HOME	0- 0	1- 0	3- 0				
3- 2	0- 1	0- 0	AWAY	0- 1	1- 0	2- 0				
0- 0	0- 0	0- 0	NEUTRAL	0- 0	0- 0	0- 0				
14- 4	0- 0	0- 0	CONFERENCE	4- 0	5- 3	5- 1				
8- 1	0- 0	0- 0	HOME	2- 0	3- 1	3- 0				
6- 3	0- 0	0- 0	AWAY	2- 0	2- 2	2- 1				
0- 0	0- 0	0- 0	NEUTRAL	0- 0	0- 0	0- 0				

RPI	S	Opponent	Score	RPI	S	Opponent	Score	RPI	S	Opponent	Score	RPI	S	Opponent	Score
19	A	Kansas St.	63 65					52	A	Oklahoma St.	57 80	109	A	Wichita St.	51 53
23	H	Louisville	64 73					84	A	Creighton	63 55	109	H	Wichita St.	85 67
								84	H	Creighton	70 60	111	H	UALR	73 50
								93	A	Illinois St.	80 76	113	A	Oral Roberts	85 79
								93	H	Illinois St.	83 68	127	A	Indiana St.	68 58
												127	H	Indiana St.	84 70
												144	A	Bradley	79 70
												144	H	Bradley	69 86
												146	A	UNI	54 62
												146	H	UNI	80 68
												153	A	Drake	69 66
												153	H	Drake	78 46
												194	A	Louisiana Tech	78 65
												204	H	North Texas	78 67
												223	A	Arkansas St.	77 68
												269	H	East Tenn. St.	81 70
												271	A	Southern Ill.	72 78
												271	H	Southern Ill.	81 61
												296	H	Morgan St.	104 74
												307	A	Evansville	74 49
												307	H	Evansville	76 62
LAST 12 Division I GAMES:															
144	H	Bradley	69 86	109	H	Wichita St.	85 67								
146	H	UNI	80 68	84	A	Creighton	63 55								
93	A	Illinois St.	80 76	153	A	Drake	69 66								
127	A	Indiana St.	68 58	93	H	Illinois St.	83 68								
271	H	Southern Ill.	81 61	127	H	Indiana St.	84 70								
307	H	Evansville	76 62	307	A	Evansville	74 49								

Non-Div I Games:

Missouri St.

Average RPI Win: 209		WON-LOST	WINNING	LAST 12	STRENGTH OF	OPP. STRENGTH	TEAM	ADJ.	CONF.	ADJ CONF.
Average RPI Loss: 156		RECORD	PCT. RANK	GAMES	SCHEDULE	OF SCHEDULE	RPI	RPI	RPI	RPI
DIV. I ONLY		18- 12	111	8- 4	215	180	156	156	15	15
DIV. I NON-CONF.		5- 6	191	0- 0	218	130	211	211	21	21
TOTALS		RPI 1-25	RPI 26-50	W-L RECORDS	RPI 51-100	RPI 101-150	RPI 150+			
18- 12	0- 0		1- 1	OVERALL	1- 2	4- 2	12- 7			
11- 4	0- 0		1- 0	HOME	1- 1	3- 1	6- 2			
5- 8	0- 0		0- 1	AWAY	0- 1	1- 1	4- 5			
2- 0	0- 0		0- 0	NEUTRAL	0- 0	0- 0	2- 0			
5- 6	0- 0		1- 1	NON-CONFERENCE	0- 1	0- 1	4- 3			
3- 2	0- 0		1- 0	HOME	0- 0	0- 1	2- 1			
0- 4	0- 0		0- 1	AWAY	0- 1	0- 0	0- 2			
2- 0	0- 0		0- 0	NEUTRAL	0- 0	0- 0	2- 0			
13- 6	0- 0		0- 0	CONFERENCE	1- 1	4- 1	8- 4			
8- 2	0- 0		0- 0	HOME	1- 1	3- 0	4- 1			
5- 4	0- 0		0- 0	AWAY	0- 0	1- 1	4- 3			
0- 0	0- 0		0- 0	NEUTRAL	0- 0	0- 0	0- 0			

[illegible]

Non-Div I Games:

Monmouth

■ Loss, ■ Non-Conf, S Site, H Home A Away N Neutral

Montana

Through Games Of Sunday, March 4, 2012

Average RPI Win: 224	WON-LOST	WINNING	LAST 12	STRENGTH OF	OPP. STRENGTH	TEAM	ADJ.	CONF.	ADJ CONF.
Average RPI Loss: 139	RECORD	PCT. RANK	GAMES	SCHEDULE	OF SCHEDULE	RPI	RPI	RPI	RPI
DIV. I ONLY	14- 13	157	6- 6	170	181	169	169	18	18
DIV. I NON-CONF.	5- 6	191	0- 0	111	195	178	178	15	15
TOTALS	RPI 1-25	RPI 26-50	W-L RECORDS	RPI 51-100	RPI 101-150	RPI 150+			
14- 13	0- 1	0- 1	OVERALL	0- 2	3- 4	11- 5			
9- 4	0- 0	0- 0	HOME	0- 1	2- 1	7- 2			
5- 7	0- 1	0- 0	AWAY	0- 1	1- 2	4- 3			
0- 2	0- 0	0- 1	NEUTRAL	0- 0	0- 1	0- 0			
5- 6	0- 1	0- 1	NON-CONFERENCE	0- 0	1- 2	4- 2			
4- 1	0- 0	0- 0	HOME	0- 0	1- 0	3- 1			
1- 3	0- 1	0- 0	AWAY	0- 0	0- 1	1- 1			
0- 2	0- 0	0- 1	NEUTRAL	0- 0	0- 1	0- 0			
9- 7	0- 0	0- 0	CONFERENCE	0- 2	2- 2	7- 3			
5- 3	0- 0	0- 0	HOME	0- 1	1- 1	4- 1			
4- 4	0- 0	0- 0	AWAY	0- 1	1- 1	3- 2			
0- 0	0- 0	0- 0	NEUTRAL	0- 0	0- 0	0- 0			

RPI S	Opponent	Score	RPI S	Opponent	Score	RPI S	Opponent	Score	RPI S	Opponent	Score	Team's RPI: 169
17	A Gonzaga	54 70	50	N St. Mary's (CA)	65 67	71	A Idaho St.	48 54	114	N Samford	45 59	
						71	H Idaho St.	51 58	130	A Northern Colo.	42 59	
									130	H Northern Colo.	54 56	
									131	A Denver	52 53	
									136	H Utah St.	61 60	
									145	A Montana St.	61 54	
									145	H Montana St.	77 59	
									152	A Eastern Wash.	53 46	
									152	H Eastern Wash.	57 67	
									181	A Portland	46 55	
									184	A Portland St.	52 60	
									184	H Portland St.	78 56	
									205	H Southern Miss.	79 64	
									211	H North Dakota	60 39	
									237	A Wyoming	69 59	
									244	A Sacramento St.	88 79	
									244	H Sacramento St.	79 54	
									274	H Idaho	64 57	
									289	H CSU Bakersfield	56 64	
									293	A Northern Ariz.	70 74	
									293	H Northern Ariz.	60 48	
									333	A Weber St.	62 52	
									333	H Weber St.	77 70	
LAST 12 Division I GAMES:												
293	A	Northern Ariz.	70	74	71	A	Idaho St.	48	54			
184	A	Portland St.	52	60	145	A	Montana St.	61	54			
145	H	Montana St.	77	59	184	H	Portland St.	78	56			
333	A	Weber St.	62	52	152	H	Eastern Wash.	57	67			
130	H	Northern Colo.	54	56	244	A	Sacramento St.	88	79			
244	H	Sacramento St.	79	54	130	A	Northern Colo.	42	59			

Non-Div I Games: Montana Western 70 50 Montana Tech 76 45

Montana

Loss, Non-Conf, S Site, H Home A Away N Neutral

Average RPI Win:	212	WON-LOST	WINNING	LAST 12	STRENGTH OF	OPP. STRENGTH	TEAM	ADJ.	CONF.	ADJ CONF.
Average RPI Loss:	133	RECORD	PCT. RANK	GAMES	SCHEDULE	OF SCHEDULE	RPI	RPI	RPI	RPI
DIV. I ONLY	16- 10	102	8- 4	194	148	145	145	18	18	
DIV. I NON-CONF.	6- 4	117	0- 0	127	112	103	103	15	15	
TOTALS	RPI 1-25	RPI 26-50	W-L RECORDS	RPI 51-100	RPI 101-150	RPI 150+				
16- 10	0- 1	0- 0	OVERALL	1- 2	3- 1	12- 6				
7- 4	0- 0	0- 0	HOME	0- 1	2- 0	5- 3				
8- 3	0- 0	0- 0	AWAY	1- 1	1- 0	6- 2				
1- 3	0- 1	0- 0	NEUTRAL	0- 0	0- 1	1- 1				
6- 4	0- 1	0- 0	NON-CONFERENCE	0- 1	1- 1	5- 1				
3- 0	0- 0	0- 0	HOME	0- 0	1- 0	2- 0				
2- 1	0- 0	0- 0	AWAY	0- 1	0- 0	2- 0				
1- 3	0- 1	0- 0	NEUTRAL	0- 0	0- 1	1- 1				
10- 6	0- 0	0- 0	CONFERENCE	1- 1	2- 0	7- 5				
4- 4	0- 0	0- 0	HOME	0- 1	1- 0	3- 3				
6- 2	0- 0	0- 0	AWAY	1- 0	1- 0	4- 2				
0- 0	0- 0	0- 0	NEUTRAL	0- 0	0- 0	0- 0				

RPI 1-25			RPI 26-50			RPI 51-100			RPI 101+			Team's RPI: 145			
RPI	S	Opponent	Score	RPI	S	Opponent	Score	RPI	S	Opponent	Score				
24	N	Georgia	49 63					70	A	Oregon St.	53 83	112	N	Illinois	56 68
								71	A	Idaho St.	79 67	130	A	Northern Colo.	52 51
								71	H	Idaho St.	58 59	130	H	Northern Colo.	58 50
												136	H	Utah St.	78 61
												152	A	Eastern Wash.	73 79
												152	H	Eastern Wash.	52 66
												167	N	Wisconsin	61 71
												169	A	Montana	59 77
												169	H	Montana	54 61
												174	H	Colorado St.	87 69
												181	A	Portland	66 53
												184	A	Portland St.	95 83
												184	H	Portland St.	70 50
												211	A	North Dakota	67 63
												211	H	North Dakota	70 54
												244	A	Sacramento St.	76 71
												244	H	Sacramento St.	76 77
												276	N	Valparaiso	71 55
												293	A	Northern Ariz.	83 78
												293	H	Northern Ariz.	77 65
												333	A	Weber St.	84 55
												333	H	Weber St.	64 61
LAST 12 Division I GAMES:															
333	A	Weber St.	84 55	71	A	Idaho St.	79 67								
169	A	Montana	59 77	152	H	Eastern Wash.	52 66								
293	A	Northern Ariz.	83 78	184	H	Portland St.	70 50								
244	H	Sacramento St.	76 77	130	A	Northern Colo.	52 51								
130	H	Northern Colo.	58 50	244	A	Sacramento St.	76 71								
169	H	Montana	54 61	293	H	Northern Ariz.	77 65								

Non-Div I Games: Col. of Idaho 99 50 Montana Western 83 50

Montana St.

Loss, Non-Conf, S Site, H Home A Away N Neutral

Average RPI Win:	238	WON-LOST	WINNING	LAST 12	STRENGTH OF	OPP. STRENGTH	TEAM	ADJ.	CONF.	ADJ CONF.
Average RPI Loss:	207	RECORD	PCT. RANK	GAMES	SCHEDULE	OF SCHEDULE	RPI	RPI	RPI	RPI
DIV. I ONLY	10- 19	260	3- 9	300	299	297	297	31	31	
DIV. I NON-CONF.	3- 9	275	0- 0	230	182	307	307	31	31	
TOTALS	RPI 1-25	RPI 26-50	W-L RECORDS	RPI 51-100	RPI 101-150	RPI 150+				
10- 19	0- 1	0- 0	OVERALL	0- 1	2- 3	8- 14				
7- 7	0- 1	0- 0	HOME	0- 0	2- 2	5- 4				
3- 10	0- 0	0- 0	AWAY	0- 1	0- 1	3- 8				
0- 2	0- 0	0- 0	NEUTRAL	0- 0	0- 0	0- 2				
3- 9	0- 1	0- 0	NON-CONFERENCE	0- 1	1- 1	2- 6				
3- 3	0- 1	0- 0	HOME	0- 0	1- 1	2- 1				
0- 5	0- 0	0- 0	AWAY	0- 1	0- 0	0- 4				
0- 1	0- 0	0- 0	NEUTRAL	0- 0	0- 0	0- 1				
7- 10	0- 0	0- 0	CONFERENCE	0- 0	1- 2	6- 8				
4- 4	0- 0	0- 0	HOME	0- 0	1- 1	3- 3				
3- 5	0- 0	0- 0	AWAY	0- 0	0- 1	3- 4				
0- 1	0- 0	0- 0	NEUTRAL	0- 0	0- 0	0- 1				

RPI 1-25				RPI 26-50				RPI 51-100				RPI 101+ Team's RPI: 297			
RPI	S	Opponent	Score	RPI	S	Opponent	Score	RPI	S	Opponent	Score	RPI	S	Opponent	Score
9	H	Kentucky	60 96					77	A	Duquesne	53 86	101	H	UT Martin	61 81
												103	H	UAB	47 70
												116	A	Eastern Ill.	58 78
												116	H	Eastern Ill.	59 57
												142	H	Robert Morris	75 69
												157	H	Wright St.	78 63
												165	A	SIU Edwardsville	73 70
												165	H	SIU Edwardsville	70 72
												168	H	Marshall	66 83
												200	A	Xavier	66 71
												212	A	Tennessee Tech	50 68
												212	H	Tennessee Tech	53 57
												248	H	Ohio	62 57
												267	A	Eastern Ky.	68 78
												267	H	Eastern Ky.	68 58
												269	A	East Tenn. St.	57 68
												274	N	Idaho	45 71
												286	A	Austin Peay	81 88
												286	H	Austin Peay	74 67
												286	N	Austin Peay	83 84
												292	H	Murray St.	78 81
												295	A	Kent St.	64 65
												301	A	Tennessee St.	80 86
												305	A	New Mexico	52 69
												323	A	Southeast Mo. St.	61 57
												340	A	Jacksonville St.	68 52
LAST 12 Division I GAMES:															
286	N	Austin Peay	83 84	165	A	SIU Edwardsville	73 70								
165	H	SIU Edwardsville	70 72	116	A	Eastern Ill.	58 78								
116	H	Eastern Ill.	59 57	292	H	Murray St.	78 81								
286	A	Austin Peay	81 88	212	H	Tennessee Tech	53 57								
340	H	Jacksonville St.	79 60	101	H	UT Martin	61 81								
267	A	Eastern Ky.	68 78	301	A	Tennessee St.	80 86								

Non-Div I Games:

Morehead St.

■ Loss,
 ■ Non-Conf,
 ■ S Site,
 ■ H Home
 ■ A Away
 N Neutral

RPI	S	Opponent	Score
340	H	Jacksonville St.	79 60

Morehead St.

Average RPI Win: 296		WON-LOST	WINNING	LAST 12	STRENGTH OF	OPP. STRENGTH	TEAM	ADJ.	CONF.	ADJ CONF.
Average RPI Loss: 163		RECORD	PCT. RANK	GAMES	SCHEDULE	OF SCHEDULE	RPI	RPI	RPI	RPI
DIV. I ONLY		6- 23	310	3- 9	240	261	296	296	28	28
DIV. I NON-CONF.		3- 10	283	0- 0	172	165	210	210	25	25
TOTALS	RPI 1-25		RPI 26-50		W-L RECORDS		RPI 51-100		RPI 101-150	RPI 150+
6- 23	0- 1		0- 1		OVERALL		0- 4		0- 8	6- 9
2- 6	0- 0		0- 0		HOME		0- 2		0- 1	2- 3
4- 15	0- 1		0- 1		AWAY		0- 2		0- 6	4- 5
0- 2	0- 0		0- 0		NEUTRAL		0- 0		0- 1	0- 1
3- 10	0- 1		0- 1		NON-CONFERENCE		0- 1		0- 5	3- 2
0- 0	0- 0		0- 0		HOME		0- 0		0- 0	0- 0
3- 8	0- 1		0- 1		AWAY		0- 1		0- 4	3- 1
0- 2	0- 0		0- 0		NEUTRAL		0- 0		0- 1	0- 1
3- 13	0- 0		0- 0		CONFERENCE		0- 3		0- 3	3- 7
2- 6	0- 0		0- 0		HOME		0- 2		0- 1	2- 3
1- 7	0- 0		0- 0		AWAY		0- 1		0- 2	1- 4
0- 0	0- 0		0- 0		NEUTRAL		0- 0		0- 0	0- 0

RPI 1-25			
RPI	S	Opponent	Score
15	A	St. Bonaventure	55 79
RPI 26-50			
RPI	S	Opponent	Score
35	A	Arkansas	50 81
RPI 51-100			
RPI	S	Opponent	Score
53	A	Missouri St.	74 104
61	H	Howard	55 64
80	A	Hampton	60 74
80	H	Hampton	51 83
RPI 101+			
RPI	S	Opponent	Score
105	A	Cincinnati	60 64
106	N	VCU	52 73
117	A	Northwestern	74 87
124	A	UMBC	50 72
133	A	Coppin St.	62 68
133	H	Coppin St.	77 80
135	A	FIU	60 77
148	A	Florida A&M	57 88
166	N	Holy Cross	66 73
216	A	Md.-East. Shore	58 74
216	H	Md.-East. Shore	57 75
240	A	George Washington	73 68
261	H	N.C. A&T	85 83
266	A	Norfolk St.	75 68
266	H	Norfolk St.	75 76
282	A	South Carolina St.	71 84
315	A	Delaware St.	60 67
315	H	Delaware St.	53 67
320	A	Savannah St.	60 69
327	A	Stony Brook	48 65
330	A	Bucknell	54 52
338	A	Columbia	70 66
341	H	N.C. Central	64 59
Team's RPI: 296			
LAST 12 Division I GAMES:			
148	A	Florida A&M	57 88
315	A	Delaware St.	60 67
216	A	Md.-East. Shore	58 74
133	A	Coppin St.	62 68
315	H	Delaware St.	53 67
216	H	Md.-East. Shore	57 75
61	H	Howard	55 64
133	H	Coppin St.	77 80
80	A	Hampton	60 74
266	A	Norfolk St.	75 68
341	H	N.C. Central	64 59
261	H	N.C. A&T	85 83

Non-Div I Games:

Morgan St.

Loss, Non-Conf, S Site, H Home A Away N Neutral

Average RPI Win:	242	WON-LOST	WINNING	LAST 12	STRENGTH OF	OPP. STRENGTH	TEAM	ADJ.	CONF.	ADJ CONF.
Average RPI Loss:	145	RECORD	PCT. RANK	GAMES	SCHEDULE	OF SCHEDULE	RPI	RPI	RPI	RPI
DIV. I ONLY	14- 16	187	7- 5	200	227	193	193	15	15	
DIV. I NON-CONF.	4- 7	229	0- 0	186	226	234	234	21	21	
TOTALS	RPI 1-25	RPI 26-50	W-L RECORDS	RPI 51-100	RPI 101-150	RPI 150+				
14- 16	0- 0	0- 1	OVERALL	0- 5	2- 2	12- 8				
10- 4	0- 0	0- 0	HOME	0- 1	2- 0	8- 3				
4- 12	0- 0	0- 1	AWAY	0- 4	0- 2	4- 5				
0- 0	0- 0	0- 0	NEUTRAL	0- 0	0- 0	0- 0				
4- 7	0- 0	0- 1	NON-CONFERENCE	0- 2	0- 1	4- 3				
3- 2	0- 0	0- 0	HOME	0- 1	0- 0	3- 1				
1- 5	0- 0	0- 1	AWAY	0- 1	0- 1	1- 2				
0- 0	0- 0	0- 0	NEUTRAL	0- 0	0- 0	0- 0				
10- 9	0- 0	0- 0	CONFERENCE	0- 3	2- 1	8- 5				
7- 2	0- 0	0- 0	HOME	0- 0	2- 0	5- 2				
3- 7	0- 0	0- 0	AWAY	0- 3	0- 1	3- 3				
0- 0	0- 0	0- 0	NEUTRAL	0- 0	0- 0	0- 0				

RPI S	Opponent	Score	RPI S	Opponent	Score	RPI S	Opponent	Score	RPI S	Opponent	Score	Team's RPI: 193
36	A West Virginia	32 94	61	H Howard	55 67	110	A LIU Brooklyn	45 69				
			68	A Sacred Heart	54 72	110	H LIU Brooklyn	44 43				
			75	A Quinnipiac	61 65	122	A American	62 77				
			75	A Quinnipiac	73 89	142	H Robert Morris	80 75				
			96	A Towson	70 71	154	H Saint Francis (PA)	51 59				
						156	A Monmouth	52 59				
						156	H Monmouth	60 56				
						186	H Loyola Maryland	59 54				
						199	A Pittsburgh	45 58				
						206	H Navy	52 45				
						213	A Central Conn. St.	68 72				
						213	H Central Conn. St.	63 73				
						216	A Md.-East. Shore	63 44				
						218	A Binghamton	43 52				
						236	A Fairleigh Dickinson	58 63				
						236	H Fairleigh Dickinson	62 51				
						239	A Bryant	71 63				
						239	H Bryant	66 61				
						285	H Rider	44 53				
						326	A St. Francis (NY)	49 46				
						326	H St. Francis (NY)	70 48				
						330	H Bucknell	58 46				
						336	A Wagner	71 48				
						336	H Wagner	68 60				
LAST 12 Division I GAMES:												
75	A Quinnipiac	61 65	336	A Wagner	71 48							
213	A Central Conn. St.	68 72	142	H Robert Morris	80 75							
239	A Bryant	71 63	154	H Saint Francis (PA)	51 59							
156	H Monmouth	60 56	75	A Quinnipiac	73 89							
236	H Fairleigh Dickinson	62 51	68	A Sacred Heart	54 72							
336	H Wagner	68 60	326	A St. Francis (NY)	49 46							

Non-Div I Games:

Mt. St. Mary's

Average RPI Win:	281	WON-LOST	WINNING	LAST 12	STRENGTH OF	OPP. STRENGTH	TEAM	ADJ.	CONF.	ADJ CONF.
Average RPI Loss:	197	RECORD	PCT. RANK	GAMES	SCHEDULE	OF SCHEDULE	RPI	RPI	RPI	RPI
DIV. I ONLY	12- 18	226	5- 7	338	268	292	292	31	31	
DIV. I NON-CONF.	3- 9	275	0- 1	341	116	338	338	31	31	
TOTALS	RPI 1-25	RPI 26-50	W-L RECORDS	RPI 51-100	RPI 101-150	RPI 150+				
12- 18	0- 1	0- 0	OVERALL	0- 0	0- 5	12- 12				
7- 4	0- 0	0- 0	HOME	0- 0	0- 2	7- 2				
4- 12	0- 1	0- 0	AWAY	0- 0	0- 2	4- 9				
1- 2	0- 0	0- 0	NEUTRAL	0- 0	0- 1	1- 1				
3- 9	0- 1	0- 0	NON-CONFERENCE	0- 0	0- 0	3- 8				
3- 0	0- 0	0- 0	HOME	0- 0	0- 0	3- 0				
0- 8	0- 1	0- 0	AWAY	0- 0	0- 0	0- 7				
0- 1	0- 0	0- 0	NEUTRAL	0- 0	0- 0	0- 1				
9- 9	0- 0	0- 0	CONFERENCE	0- 0	0- 5	9- 4				
4- 4	0- 0	0- 0	HOME	0- 0	0- 2	4- 2				
4- 4	0- 0	0- 0	AWAY	0- 0	0- 2	4- 2				
1- 1	0- 0	0- 0	NEUTRAL	0- 0	0- 1	1- 0				

RPI S	Opponent	Score	RPI S	Opponent	Score	RPI S	Opponent	Score	RPI S	Opponent	Score	Team's RPI: 292
23	A Louisville	62 105							101	A UT Martin	67 84	
									101	H UT Martin	67 91	
									101	N UT Martin	77 102	
									116	A Eastern Ill.	51 76	
									116	H Eastern Ill.	63 80	
									165	A SIU Edwardsville	67 59	
									187	A Alabama A&M	71 76	
									188	A Ole Miss	59 64	
									212	A Tennessee Tech	51 88	
									212	H Tennessee Tech	76 72	
									214	A Indiana	67 70	
									233	A Saint Louis	49 59	
									233	H Saint Louis	78 64	
									265	N Cleveland St.	61 68	
									267	H Eastern Ky.	61 62	
									270	A Ball St.	72 81	
									271	A Southern Ill.	57 74	
									279	H Longwood	86 77	
									286	A Austin Peay	63 71	
									286	H Austin Peay	72 85	
									286	N Austin Peay	90 73	
									297	A Morehead St.	81 78	
									301	A Tennessee St.	87 83	
									301	H Tennessee St.	66 56	
									307	A Evansville	48 78	
									307	H Evansville	76 61	
LAST 12 Division I GAMES:												
			101	N UT Martin	77 102		323	H Southeast Mo. St.	63 62			
			286	N Austin Peay	90 73		301	H Tennessee St.	66 56			
			212	A Tennessee Tech	51 88		101	A UT Martin	67 84			
			301	A Tennessee St.	87 83		297	A Morehead St.	81 78			
			101	H UT Martin	67 91		116	H Eastern Ill.	63 80			
			286	H Austin Peay	72 85		271	A Southern Ill.	57 74			

Non-Div I Games: Mid-Continent 103 48

Murray St.

■ Loss,
 ■ Non-Conf,
 ■ S Site,
 ■ Home
 ■ A Away
 N Neutral

RPI	S	Opponent	Score	
323	A	Southeast Mo. St.	80	75
323	H	Southeast Mo. St.	63	62
340	H	Jacksonville St.	73	57

M
u
r
r
a
y
S
t
.

M
u
r
r
a
y
S
t
.

Murray St.

Average RPI Win:	277	WON-LOST	WINNING	LAST 12	STRENGTH OF	OPP. STRENGTH	TEAM	ADJ.	CONF.	ADJ CONF.
Average RPI Loss:	170	RECORD	PCT. RANK	GAMES	SCHEDULE	OF SCHEDULE	RPI	RPI	RPI	RPI
DIV. I ONLY	12- 15	205	7- 5	323	280	261	261	28	28	
DIV. I NON-CONF.	3- 8	269	0- 0	206	118	282	282	25	25	
TOTALS	RPI 1-25	RPI 26-50	W-L RECORDS	RPI 51-100	RPI 101-150	RPI 150+				
12- 15	0- 1	0- 0	OVERALL	0- 3	1- 4	11- 7				
8- 4	0- 0	0- 0	HOME	0- 1	1- 1	7- 2				
4- 10	0- 1	0- 0	AWAY	0- 1	0- 3	4- 5				
0- 1	0- 0	0- 0	NEUTRAL	0- 1	0- 0	0- 0				
3- 8	0- 1	0- 0	NON-CONFERENCE	0- 2	1- 1	2- 4				
3- 1	0- 0	0- 0	HOME	0- 1	1- 0	2- 0				
0- 6	0- 1	0- 0	AWAY	0- 0	0- 1	0- 4				
0- 1	0- 0	0- 0	NEUTRAL	0- 1	0- 0	0- 0				
9- 7	0- 0	0- 0	CONFERENCE	0- 1	0- 3	9- 3				
5- 3	0- 0	0- 0	HOME	0- 0	0- 1	5- 2				
4- 4	0- 0	0- 0	AWAY	0- 1	0- 2	4- 1				
0- 0	0- 0	0- 0	NEUTRAL	0- 0	0- 0	0- 0				

RPI 1-25				RPI 26-50				RPI 51-100				RPI 101+ Team's RPI: 261			
RPI	S	Opponent	Score	RPI	S	Opponent	Score	RPI	S	Opponent	Score	RPI	S	Opponent	Score
14	A	Georgia Tech	57 74					61	A	Howard	57 65	107	H	Liberty	81 74
								62	N	Michigan St.	60 113	133	A	Coppin St.	63 85
								82	H	UNC Wilmington	63 90	140	A	Charlotte	63 87
												148	A	Florida A&M	63 68
												148	H	Florida A&M	68 70
												196	A	Old Dominion	58 71
												216	H	Md.-East. Shore	53 50
												219	A	William & Mary	68 74
												228	A	Iona	69 85
												242	H	Siena	67 53
												247	H	Clemson	76 66
												266	H	Norfolk St.	51 54
												281	A	Wofford	61 68
												282	A	South Carolina St.	101 61
												282	H	South Carolina St.	68 71
												296	A	Morgan St.	83 85
												298	A	Bethune-Cookman	63 60
												298	H	Bethune-Cookman	69 54
												315	H	Delaware St.	57 49
												320	A	Savannah St.	88 74
												320	H	Savannah St.	69 45
												341	A	N.C. Central	84 74
												341	H	N.C. Central	66 45
LAST 12 Division I GAMES:															
266	H	Norfolk St.	51 54	148	A	Florida A&M	63 68								
320	A	Savannah St.	88 74	298	A	Bethune-Cookman	63 60								
282	A	South Carolina St.	101 61	315	H	Delaware St.	57 49								
341	H	N.C. Central	66 45	216	H	Md.-East. Shore	53 50								
320	H	Savannah St.	69 45	133	A	Coppin St.	63 85								
282	H	South Carolina St.	68 71	296	A	Morgan St.	83 85								

Non-Div I Games: Virginia Union 103 61 Johnson C. Smith 71 61

N.C. A&T

Loss, Non-Conf, S Site, H Home A Away N Neutral

N.C. Central

Through Games Of Sunday, March 4, 2012

Average RPI Win:	320	WON-LOST	WINNING	LAST 12	STRENGTH OF	OPP. STRENGTH	TEAM	ADJ.	CONF.	ADJ CONF.
Average RPI Loss:	221	RECORD	PCT. RANK	GAMES	SCHEDULE	OF SCHEDULE	RPI	RPI	RPI	RPI
DIV. I ONLY	1- 26	339	1- 11	331	318	341	341	28	28	
DIV. I NON-CONF.	0- 11	337	0- 0	326	243	342	342	25	25	
TOTALS	RPI 1-25	RPI 26-50	W-L RECORDS	RPI 51-100	RPI 101-150	RPI 150+				
1- 26	0- 0	0- 1	OVERALL	0- 3	0- 3	1- 19				
1- 11	0- 0	0- 0	HOME	0- 1	0- 1	1- 9				
0- 15	0- 0	0- 1	AWAY	0- 2	0- 2	0- 10				
0- 0	0- 0	0- 0	NEUTRAL	0- 0	0- 0	0- 0				
0- 11	0- 0	0- 1	NON-CONFERENCE	0- 1	0- 0	0- 9				
0- 4	0- 0	0- 0	HOME	0- 0	0- 0	0- 4				
0- 7	0- 0	0- 1	AWAY	0- 1	0- 0	0- 5				
0- 0	0- 0	0- 0	NEUTRAL	0- 0	0- 0	0- 0				
1- 15	0- 0	0- 0	CONFERENCE	0- 2	0- 3	1- 10				
1- 7	0- 0	0- 0	HOME	0- 1	0- 1	1- 5				
0- 8	0- 0	0- 0	AWAY	0- 1	0- 2	0- 5				
0- 0	0- 0	0- 0	NEUTRAL	0- 0	0- 0	0- 0				

RPI 1-25			RPI 26-50			RPI 51-100			RPI 101+			Team's RPI: 341			
RPI	S	Opponent	Score	RPI	S	Opponent	Score	RPI	S	Opponent	Score				
				36	A	West Virginia	24 97	61	A	Howard	26 67	133	A	Coppin St.	44 84
								80	H	Hampton	35 86	148	A	Florida A&M	66 102
								89	A	North Carolina	42 79	148	H	Florida A&M	51 78
												177	A	Winthrop	40 79
												180	H	Campbell	41 59
												216	H	Md.-East. Shore	46 54
												220	A	Virginia Tech	52 70
												232	H	Western Caro.	49 62
												247	A	Clemson	48 68
												249	A	Presbyterian	48 64
												261	A	N.C. A&T	45 66
												261	H	N.C. A&T	74 84
												281	A	Wofford	58 73
												282	A	South Carolina St.	57 68
												282	H	South Carolina St.	52 78
												296	A	Morgan St.	59 64
												298	A	Bethune-Cookman	61 63
												298	H	Bethune-Cookman	54 64
												309	H	UNC Greensboro	53 70
												315	H	Delaware St.	55 66
												320	A	Savannah St.	43 59
												320	H	Savannah St.	50 38
												322	H	Gardner-Webb	45 56
LAST 12 Division I GAMES:															
				80	H	Hampton	35 86	298	A	Bethune-Cookman	61 63				
				282	A	South Carolina St.	57 68	148	A	Florida A&M	66 102				
				320	A	Savannah St.	43 59	216	H	Md.-East. Shore	46 54				
				261	A	N.C. A&T	45 66	315	H	Delaware St.	55 66				
				282	H	South Carolina St.	52 78	296	A	Morgan St.	59 64				
				320	H	Savannah St.	50 38	133	A	Coppin St.	44 84				

Non-Div I Games: Coker 65 64 Morris 66 58

N.C. Central

Loss, Non-Conf, S Site, H Home A Away N Neutral

Average RPI Win:	299	WON-LOST	WINNING	LAST 12	STRENGTH OF	OPP. STRENGTH	TEAM	ADJ.	CONF.	ADJ CONF.
Average RPI Loss:	226	RECORD	PCT. RANK	GAMES	SCHEDULE	OF SCHEDULE	RPI	RPI	RPI	RPI
DIV. I ONLY	12- 16	212	6- 6	341	337	324	324	33	33	
DIV. I NON-CONF.	6- 12	239	0- 2	334	308	323	323	33	33	
TOTALS	RPI 1-25	RPI 26-50	W-L RECORDS	RPI 51-100	RPI 101-150	RPI 150+				
12- 16	0- 0	0- 0	OVERALL	0- 1	0- 1	12- 14				
7- 7	0- 0	0- 0	HOME	0- 0	0- 0	7- 7				
5- 7	0- 0	0- 0	AWAY	0- 1	0- 1	5- 5				
0- 2	0- 0	0- 0	NEUTRAL	0- 0	0- 0	0- 2				
6- 12	0- 0	0- 0	NON-CONFERENCE	0- 1	0- 1	6- 10				
4- 5	0- 0	0- 0	HOME	0- 0	0- 0	4- 5				
2- 5	0- 0	0- 0	AWAY	0- 1	0- 1	2- 3				
0- 2	0- 0	0- 0	NEUTRAL	0- 0	0- 0	0- 2				
6- 4	0- 0	0- 0	CONFERENCE	0- 0	0- 0	6- 4				
3- 2	0- 0	0- 0	HOME	0- 0	0- 0	3- 2				
3- 2	0- 0	0- 0	AWAY	0- 0	0- 0	3- 2				
0- 0	0- 0	0- 0	NEUTRAL	0- 0	0- 0	0- 0				

RPI 1-25				RPI 26-50				RPI 51-100				RPI 101+				Team's RPI: 324	
RPI	S	Opponent	Score	RPI	S	Opponent	Score	RPI	S	Opponent	Score	RPI	S	Opponent	Score		
								61	A	Howard	31	58	121	A	Minnesota	47	71
												182	A	Lehigh	37	61	
												185	N	New Hampshire	71	79	
												192	H	Manhattan	66	75	
												206	A	Navy	51	67	
												209	A	Penn	52	48	
												211	A	North Dakota	42	68	
												211	H	North Dakota	55	65	
												221	H	Brown	70	66	
												230	N	Buffalo	53	66	
												236	H	Fairleigh Dickinson	57	68	
												268	A	Tex.-Pan American	41	40	
												268	H	Tex.-Pan American	61	52	
												279	A	Longwood	71	72	
												279	H	Longwood	66	69	
												285	H	Rider	50	60	
												304	A	Utah Valley	48	46	
												304	H	Utah Valley	54	61	
												306	H	Colgate	44	54	
												315	A	Delaware St.	65	49	
												319	H	Saint Peter's	66	59	
												330	H	Bucknell	54	53	
												331	A	Chicago St.	70	86	
												331	H	Chicago St.	69	49	
												336	H	Wagner	68	65	
												342	A	Houston Baptist	69	52	
LAST 12 Division I GAMES:																	
331	H	Chicago St.	69	49	331	A	Chicago St.	70	86								
279	H	Longwood	66	69	304	H	Utah Valley	54	61								
342	H	Houston Baptist	88	28	211	H	North Dakota	55	65								
268	H	Tex.-Pan American	61	52	268	A	Tex.-Pan American	41	40								
211	A	North Dakota	42	68	342	A	Houston Baptist	69	52								
304	A	Utah Valley	48	46	279	A	Longwood	71	72								

Non-Div I Games:

NJIT

■ Loss,
 ■ Non-Conf,
 ■ S Site,
 ■ H Home
 ■ A Away
 N Neutral

RPI	S	Opponent	Score
342	H	Houston Baptist	88 28

NJIT

N
J
I
T

N
J
I
T

Average RPI Win: 271	WON-LOST	WINNING	LAST 12	STRENGTH OF	OPP. STRENGTH	TEAM	ADJ.	CONF.	ADJ CONF.
Average RPI Loss: 151	RECORD	PCT. RANK	GAMES	SCHEDULE	OF SCHEDULE	RPI	RPI	RPI	RPI
DIV. I ONLY	16- 13	139	7- 5	283	301	206	206	29	29
DIV. I NON-CONF.	7- 7	160	0- 0	227	282	217	217	29	29
TOTALS	RPI 1-25	RPI 26-50	W-L RECORDS	RPI 51-100	RPI 101-150	RPI 150+			
16- 13	0- 0	1- 1	OVERALL	0- 2	0- 3	15- 7			
11- 5	0- 0	1- 1	HOME	0- 0	0- 2	10- 2			
5- 7	0- 0	0- 0	AWAY	0- 1	0- 1	5- 5			
0- 1	0- 0	0- 0	NEUTRAL	0- 1	0- 0	0- 0			
7- 7	0- 0	1- 1	NON-CONFERENCE	0- 2	0- 1	6- 3			
6- 2	0- 0	1- 1	HOME	0- 0	0- 1	5- 0			
1- 4	0- 0	0- 0	AWAY	0- 1	0- 0	1- 3			
0- 1	0- 0	0- 0	NEUTRAL	0- 1	0- 0	0- 0			
9- 6	0- 0	0- 0	CONFERENCE	0- 0	0- 2	9- 4			
5- 3	0- 0	0- 0	HOME	0- 0	0- 1	5- 2			
4- 3	0- 0	0- 0	AWAY	0- 0	0- 1	4- 2			
0- 0	0- 0	0- 0	NEUTRAL	0- 0	0- 0	0- 0			

RPI S	Opponent	Score	RPI S	Opponent	Score	RPI S	Opponent	Score	RPI S	Opponent	Score	Team's RPI: 206
26	H Princeton	65 52	61	A Howard	50 60	122	A American	44 49				
49	H Richmond	39 56	73	N Boston U.	46 48	122	H American	52 55				
						124	H UMBC	46 54				
						166	A Holy Cross	73 56				
						166	H Holy Cross	38 55				
						182	A Lehigh	48 57				
						182	H Lehigh	46 50				
						186	A Loyola Maryland	38 42				
						193	A Mt. St. Mary's	45 52				
						197	A Fordham	43 47				
						219	A William & Mary	61 58				
						242	H Siena	61 50				
						262	A Army	57 50				
						262	H Army	58 56				
						300	A Lafayette	60 55				
						300	H Lafayette	63 47				
						306	A Colgate	60 62				
						306	H Colgate	66 54				
						306	H Colgate	61 52				
						311	H Air Force	71 59				
						317	H Maine	73 56				
						324	H NJIT	67 51				
						330	A Bucknell	50 49				
						330	H Bucknell	60 51				
						342	H Houston Baptist	67 31				
LAST 12 Division I GAMES:												
306	H Colgate	66 54	166	A Holy Cross	73 56							
330	H Bucknell	60 51	300	H Lafayette	63 47							
182	A Lehigh	48 57	330	A Bucknell	50 49							
306	A Colgate	60 62	182	H Lehigh	46 50							
122	H American	52 55	306	H Colgate	61 52							
262	A Army	57 50	122	A American	44 49							

Non-Div I Games:

Navy

Nebraska

Through Games Of Sunday, March 4, 2012

RECORDS				Through Games of Sunday, March 17, 1912						
Average RPI Win:	132	WON-LOST	WINNING	LAST 12	STRENGTH OF	OPP. STRENGTH	TEAM	ADJ.	CONF.	ADJ CONF.
Average RPI Loss:	53	RECORD	PCT. RANK	GAMES	SCHEDULE	OF SCHEDULE	RPI	RPI	RPI	RPI
DIV. I ONLY	24- 8	34	7- 5	48	59	32	32	5	5	
DIV. I NON-CONF.	11- 1	10	0- 0	182	132	33	33	4	4	

TOTALS	RPI 1-25	RPI 26-50		W-L RECORDS		RPI 51-100	RPI 101-150	RPI 150+		
24- 8	2- 3	6- 2		OVERALL		3- 1	5- 2	8- 0		
13- 3	0- 1	3- 1		HOME		2- 0	2- 1	6- 0		
8- 4	2- 1	1- 1		AWAY		1- 1	2- 1	2- 0		
3- 1	0- 1	2- 0		NEUTRAL		0- 0	1- 0	0- 0		
11- 1	0- 1	1- 0		NON-CONFERENCE		3- 0	2- 0	5- 0		
8- 0	0- 0	1- 0		HOME		2- 0	1- 0	4- 0		
3- 1	0- 1	0- 0		AWAY		1- 0	1- 0	1- 0		
0- 0	0- 0	0- 0		NEUTRAL		0- 0	0- 0	0- 0		
13- 7	2- 2	5- 2		CONFERENCE		0- 1	3- 2	3- 0		
5- 3	0- 1	2- 1		HOME		0- 0	1- 1	2- 0		
5- 3	2- 0	1- 1		AWAY		0- 1	1- 1	1- 0		
3- 1	0- 1	2- 0		NEUTRAL		0- 0	1- 0	0- 0		

RPI S	Opponent	Score	RPI S	Opponent	Score	Team's RPI: 32	RPI S	Opponent	Score	RPI S	Opponent	Score
14	A Georgia Tech	57 73	27	A Ohio St.	68 82		62	A Michigan St.	53 73	112	A Illinois	67 47
16	A Purdue	93 89	27	H Ohio St.	71 57		64	H South Dakota St.	80 71	117	H Northwestern	51 63
16	N Purdue	70 74	27	N Ohio St.	77 62		84	H Creighton	66 55	117	N Northwestern	88 56
21	A Penn St.	71 63	30	H Southern California	68 50		99	A Florida St.	66 63	121	A Minnesota	58 64
21	H Penn St.	73 93	40	A Iowa	77 72					121	H Minnesota	64 49
			40	H Iowa	60 53					139	H Mississippi Val.	99 53
			40	N Iowa	80 68					148	A Florida A&M	72 64
			44	H Michigan	52 63					167	A Wisconsin	75 69
										167	H Wisconsin	68 59
										214	H Indiana	62 48
										268	H Tex.-Pan American	65 27
										275	H Vermont	94 41
										293	A Northern Ariz.	97 88
										320	H Savannah St.	70 50
										334	H Ark.-Pine Bluff	95 43
LAST 12 Division I GAMES:												
16	N Purdue	70 74	167	H Wisconsin	68 59							
27	N Ohio St.	77 62	117	H Northwestern	51 63							
40	N Iowa	80 68	121	A Minnesota	58 64							
117	N Northwestern	88 56	44	H Michigan	52 63							
27	H Ohio St.	71 57	16	A Purdue	93 89							
62	A Michigan St.	53 73	112	A Illinois	67 47							

Non-Div I Games:

Nebraska

■ Loss,
■ Non-Conf,
■ S Site,
■ H Home
■ A Away
N Neutral

Average RPI Win:	235	WON-LOST	WINNING	LAST 12	STRENGTH OF	OPP. STRENGTH	TEAM	ADJ.	CONF.	ADJ CONF.
Average RPI Loss:	182	RECORD	PCT. RANK	GAMES	SCHEDULE	OF SCHEDULE	RPI	RPI	RPI	RPI
DIV. I ONLY	6- 22	306	3- 9	216	238	312	312	25	25	
DIV. I NON-CONF.	3- 11	290	0- 0	149	211	288	288	24	24	
TOTALS	RPI 1-25	RPI 26-50	W-L RECORDS	RPI 51-100	RPI 101-150	RPI 150+				
6- 22	0- 1	0- 1	OVERALL	0- 2	1- 6	5- 12				
4- 10	0- 1	0- 0	HOME	0- 1	1- 5	3- 3				
2- 10	0- 0	0- 1	AWAY	0- 1	0- 1	2- 7				
0- 2	0- 0	0- 0	NEUTRAL	0- 0	0- 0	0- 2				
3- 11	0- 1	0- 1	NON-CONFERENCE	0- 0	1- 4	2- 5				
2- 5	0- 1	0- 0	HOME	0- 0	1- 4	1- 0				
1- 4	0- 0	0- 1	AWAY	0- 0	0- 0	1- 3				
0- 2	0- 0	0- 0	NEUTRAL	0- 0	0- 0	0- 2				
3- 11	0- 0	0- 0	CONFERENCE	0- 2	0- 2	3- 7				
2- 5	0- 0	0- 0	HOME	0- 1	0- 1	2- 3				
1- 6	0- 0	0- 0	AWAY	0- 1	0- 1	1- 4				
0- 0	0- 0	0- 0	NEUTRAL	0- 0	0- 0	0- 0				

RPI 1-25				RPI 26-50				RPI 51-100				RPI 101+				Team's RPI: 312	
RPI	S	Opponent	Score	RPI	S	Opponent	Score	RPI	S	Opponent	Score	RPI	S	Opponent	Score		
21	H	Penn St.	65 103	43	A	BYU	53 84	63	A	Fresno St.	67 85	104	H	UNLV	63 74		
								63	H	Fresno St.	67 85	110	H	LIU Brooklyn	51 67		
												123	H	Oregon	76 74		
												134	H	Pacific	70 75		
												136	A	Utah St.	69 91		
												136	H	Utah St.	72 84		
												143	H	Mississippi St.	63 67		
												184	A	Portland St.	73 80		
												194	A	Louisiana Tech	63 77		
												194	H	Louisiana Tech	76 72		
												201	H	Butler	71 69		
												218	N	Binghamton	52 58		
												250	A	Hawaii	68 72		
												250	H	Hawaii	63 72		
												253	N	North Dakota St.	47 67		
												258	A	Long Beach St.	58 61		
												274	A	Idaho	76 70		
												274	H	Idaho	86 87		
												277	A	San Jose St.	63 70		
												277	H	San Jose St.	79 86		
												284	A	Cal St. Fullerton	74 76		
												289	A	CSU Bakersfield	85 76		
												328	A	New Mexico St.	50 70		
												328	H	New Mexico St.	68 56		
LAST 12 Division I GAMES:																	
194	H	Louisiana Tech	76 72	63	H	Fresno St.	67 85										
328	H	New Mexico St.	68 56	328	A	New Mexico St.	50 70										
250	A	Hawaii	68 72	194	A	Louisiana Tech	63 77										
277	A	San Jose St.	63 70	277	H	San Jose St.	79 86										
274	H	Idaho	86 87	250	H	Hawaii	63 72										
136	H	Utah St.	72 84	274	A	Idaho	76 70										

Non-Div I Games: Saint Martin's 91 74

Nevada

New Hampshire

Through Games Of Sunday, March 4, 2012

Average RPI Win:	263	WON-LOST	WINNING	LAST 12	STRENGTH OF	OPP. STRENGTH	TEAM	ADJ.	CONF.	ADJ CONF.
Average RPI Loss:	124	RECORD	PCT. RANK	GAMES	SCHEDULE	OF SCHEDULE	RPI	RPI	RPI	RPI
DIV. I ONLY	16- 13	139	6- 6	304	207	185	185	16	16	
DIV. I NON-CONF.	7- 5	122	0- 0	325	262	208	208	14	14	
TOTALS	RPI 1-25	RPI 26-50	W-L RECORDS	RPI 51-100	RPI 101-150	RPI 150+				
16- 13	0- 0	0- 1	OVERALL	1- 5	1- 3	14- 4				
6- 6	0- 0	0- 0	HOME	1- 2	1- 1	4- 3				
9- 6	0- 0	0- 1	AWAY	0- 3	0- 1	9- 1				
1- 1	0- 0	0- 0	NEUTRAL	0- 0	0- 1	1- 0				
7- 5	0- 0	0- 1	NON-CONFERENCE	0- 0	0- 1	7- 3				
1- 3	0- 0	0- 0	HOME	0- 0	0- 1	1- 2				
5- 2	0- 0	0- 1	AWAY	0- 0	0- 0	5- 1				
1- 0	0- 0	0- 0	NEUTRAL	0- 0	0- 0	1- 0				
9- 8	0- 0	0- 0	CONFERENCE	1- 5	1- 2	7- 1				
5- 3	0- 0	0- 0	HOME	1- 2	1- 0	3- 1				
4- 4	0- 0	0- 0	AWAY	0- 3	0- 1	4- 0				
0- 1	0- 0	0- 0	NEUTRAL	0- 0	0- 1	0- 0				

RPI 1-25			RPI 26-50			RPI 51-100			RPI 101+			Team's RPI: 185			
RPI	S	Opponent	Score	RPI	S	Opponent	Score	RPI	S	Opponent	Score	RPI	S	Opponent	Score
42	A	Iowa St.	57 71	73	A	Boston U.	39 79	124	A	UMBC	65 67				
				73	H	Boston U.	52 63	124	H	UMBC	75 68				
				83	A	Albany (NY)	59 68	124	N	UMBC	57 59				
				83	H	Albany (NY)	44 60	132	H	Harvard	62 69				
				100	A	Hartford	46 64	166	H	Holy Cross	50 61				
				100	H	Hartford	64 45	179	H	Seton Hall	38 61				
								192	H	Manhattan	57 42				
								213	A	Central Conn. St.	44 83				
								218	A	Binghamton	59 52				
								218	H	Binghamton	55 64				
								221	A	Brown	62 57				
								257	A	Cornell	63 62				
								275	A	Vermont	69 63				
								275	H	Vermont	58 48				
								288	A	Dartmouth	58 53				
								316	A	Rhode Island	52 33				
								317	A	Maine	66 50				
								317	H	Maine	65 53				
								324	N	NJIT	79 71				
								327	A	Stony Brook	63 46				
								327	H	Stony Brook	63 53				
								336	A	Wagner	73 72				
LAST 12 Division I GAMES:															
124	N	UMBC	57 59	83	A	Albany (NY)	59 68								
218	A	Binghamton	59 52	100	A	Hartford	46 64								
317	H	Maine	65 53	124	H	UMBC	75 68								
327	A	Stony Brook	63 46	317	A	Maine	66 50								
73	H	Boston U.	52 63	218	H	Binghamton	55 64								
275	H	Vermont	58 48	73	A	Boston U.	39 79								

Non-Div I Games:

New Hampshire

Loss, Non-Conf, S Site, H Home A Away N Neutral

New Mexico

Through Games Of Sunday, March 4, 2012

Average RPI Win:	292	WON-LOST	WINNING	LAST 12	STRENGTH OF	OPP. STRENGTH	TEAM	ADJ.	CONF.	ADJ CONF.
Average RPI Loss:	158	RECORD	PCT. RANK	GAMES	SCHEDULE	OF SCHEDULE	RPI	RPI	RPI	RPI
DIV. I ONLY	8- 19	276	3- 9	296	215	305	305	23	23	
DIV. I NON-CONF.	5- 8	221	0- 0	318	213	301	301	23	23	
TOTALS	RPI 1-25	RPI 26-50	W-L RECORDS	RPI 51-100	RPI 101-150	RPI 150+				
8- 19	0- 1	0- 0	OVERALL	0- 4	0- 4	8- 10				
5- 10	0- 1	0- 0	HOME	0- 2	0- 3	5- 4				
3- 9	0- 0	0- 0	AWAY	0- 2	0- 1	3- 6				
0- 0	0- 0	0- 0	NEUTRAL	0- 0	0- 0	0- 0				
5- 8	0- 1	0- 0	NON-CONFERENCE	0- 2	0- 2	5- 3				
3- 5	0- 1	0- 0	HOME	0- 1	0- 2	3- 1				
2- 3	0- 0	0- 0	AWAY	0- 1	0- 0	2- 2				
0- 0	0- 0	0- 0	NEUTRAL	0- 0	0- 0	0- 0				
3- 11	0- 0	0- 0	CONFERENCE	0- 2	0- 2	3- 7				
2- 5	0- 0	0- 0	HOME	0- 1	0- 1	2- 3				
1- 6	0- 0	0- 0	AWAY	0- 1	0- 1	1- 4				
0- 0	0- 0	0- 0	NEUTRAL	0- 0	0- 0	0- 0				

RPI	S	Opponent	Score	RPI	S	Opponent	Score	RPI	S	Opponent	Score	RPI	S	Opponent	Score	Team's RPI: 305
22	H	Oklahoma	56 58					54	H	UTEP	43 53	104	A	UNLV	60 65	
								69	A	Texas Tech	43 69	104	H	UNLV	50 64	
								95	A	San Diego St.	47 77	130	H	Northern Colo.	54 61	
								95	H	San Diego St.	44 57	141	H	Pepperdine	56 59	
												164	A	Arizona	50 59	
												174	A	Colorado St.	54 61	
												174	H	Colorado St.	53 45	
												175	A	TCU	56 63	
												175	H	TCU	52 63	
												204	A	North Texas	50 63	
												237	A	Wyoming	60 57	
												237	H	Wyoming	50 52	
												241	A	Boise St.	46 65	
												241	H	Boise St.	64 68	
												264	H	Loyola Marymount	54 57	
												297	H	Morehead St.	69 52	
												311	A	Air Force	47 52	
												311	H	Air Force	67 44	
												318	H	Houston	70 44	
												328	A	New Mexico St.	59 58	
												328	H	New Mexico St.	54 53	
												342	A	Houston Baptist	65 38	
LAST 12 Division I GAMES:																
311	A	Air Force	47 52	241	H	Boise St.	64 68									
175	H	TCU	52 63	311	H	Air Force	67 44									
174	H	Colorado St.	53 45	175	A	TCU	56 63									
104	A	UNLV	60 65	174	A	Colorado St.	54 61									
95	H	San Diego St.	44 57	104	H	UNLV	50 64									
237	A	Wyoming	60 57	95	A	San Diego St.	47 77									

Non-Div I Games: Eastern N.M. 54 33

New Mexico

Loss, Non-Conf, S Site, H Home A Away N Neutral

Average RPI Win:	274	WON-LOST	WINNING	LAST 12	STRENGTH OF	OPP. STRENGTH	TEAM	ADJ.	CONF.	ADJ CONF.
Average RPI Loss:	189	RECORD	PCT. RANK	GAMES	SCHEDULE	OF SCHEDULE	RPI	RPI	RPI	RPI
DIV. I ONLY	5- 23	319	2- 10	237	283	328	328	25	25	
DIV. I NON-CONF.	2- 12	313	0- 0	200	305	312	312	24	24	
TOTALS	RPI 1-25	RPI 26-50	W-L RECORDS	RPI 51-100	RPI 101-150	RPI 150+				
5- 23	0- 0	0- 0	OVERALL	0- 5	0- 4	5- 14				
4- 11	0- 0	0- 0	HOME	0- 3	0- 1	4- 7				
1- 12	0- 0	0- 0	AWAY	0- 2	0- 3	1- 7				
0- 0	0- 0	0- 0	NEUTRAL	0- 0	0- 0	0- 0				
2- 12	0- 0	0- 0	NON-CONFERENCE	0- 3	0- 2	2- 7				
1- 7	0- 0	0- 0	HOME	0- 2	0- 0	1- 5				
1- 5	0- 0	0- 0	AWAY	0- 1	0- 2	1- 2				
0- 0	0- 0	0- 0	NEUTRAL	0- 0	0- 0	0- 0				
3- 11	0- 0	0- 0	CONFERENCE	0- 2	0- 2	3- 7				
3- 4	0- 0	0- 0	HOME	0- 1	0- 1	3- 2				
0- 7	0- 0	0- 0	AWAY	0- 1	0- 1	0- 5				
0- 0	0- 0	0- 0	NEUTRAL	0- 0	0- 0	0- 0				

RPI 1-25				RPI 26-50				RPI 51-100				RPI 101+				Team's RPI: 328	
RPI	S	Opponent	Score	RPI	S	Opponent	Score	RPI	S	Opponent	Score	RPI	S	Opponent	Score		
								54	A	UTEP	27 63	102	A	Utah	37 74		
								54	H	UTEP	72 76	136	A	Utah St.	45 57		
								63	A	Fresno St.	43 79	136	H	Utah St.	56 74		
								63	H	Fresno St.	54 79	148	A	UMKC	57 68		
								71	H	Idaho St.	42 59	164	H	Arizona	67 84		
												189	H	UC Santa Barbara	52 51		
												194	A	Louisiana Tech	50 64		
												194	H	Louisiana Tech	42 69		
												211	H	North Dakota	46 63		
												241	A	Boise St.	57 72		
												241	H	Boise St.	53 56		
												250	A	Hawaii	48 51		
												250	H	Hawaii	51 58		
												274	A	Idaho	59 62		
												274	H	Idaho	61 47		
												277	A	San Jose St.	62 67		
												277	H	San Jose St.	56 55		
												305	A	New Mexico	53 54		
												305	H	New Mexico	58 59		
												308	H	Southern Utah	57 58		
												312	A	Nevada	56 68		
												312	H	Nevada	70 50		
												318	A	Houston	63 62		
LAST 12 Division I GAMES:																	
				63	A	Fresno St.	43 79			274	A	Idaho	59 62				
				312	A	Nevada	56 68			312	H	Nevada	70 50				
				194	A	Louisiana Tech	50 64			63	H	Fresno St.	54 79				
				277	H	San Jose St.	56 55			194	H	Louisiana Tech	42 69				
				250	H	Hawaii	51 58			250	A	Hawaii	48 51				
				136	A	Utah St.	45 57			277	A	San Jose St.	62 67				

Non-Div I Games: Shaw 61 53

New Mexico St.

■ Loss,
 ■ Non-Conf,
 ■ S Site,
 ■ Home
 ■ A Away
 N Neutral

Niagara

Through Games Of Sunday, March 4, 2012

Average RPI Win:	250	WON-LOST	WINNING	LAST 12	STRENGTH OF	OPP. STRENGTH	TEAM	ADJ.	CONF.	ADJ CONF.
Average RPI Loss:	150	RECORD	PCT. RANK	GAMES	SCHEDULE	OF SCHEDULE	RPI	RPI	RPI	RPI
DIV. I ONLY	13- 19	225	7- 5	166	244	215	215	22	22	
DIV. I NON-CONF.	3- 9	275	0- 0	162	263	270	270	22	22	
TOTALS	RPI 1-25	RPI 26-50	W-L RECORDS	RPI 51-100	RPI 101-150	RPI 150+				
13- 19	0- 1	0- 3	OVERALL	0- 4	0- 2	13- 9				
6- 7	0- 0	0- 1	HOME	0- 1	0- 0	6- 5				
6- 9	0- 1	0- 0	AWAY	0- 2	0- 0	6- 2				
1- 3	0- 0	0- 1	NEUTRAL	0- 0	0- 2	1- 0				
3- 9	0- 1	0- 0	NON-CONFERENCE	0- 2	0- 2	3- 4				
2- 2	0- 0	0- 0	HOME	0- 0	0- 0	2- 2				
1- 5	0- 1	0- 0	AWAY	0- 2	0- 0	1- 2				
0- 2	0- 0	0- 0	NEUTRAL	0- 0	0- 2	0- 0				
10- 10	0- 0	0- 3	CONFERENCE	0- 2	0- 0	10- 5				
4- 5	0- 0	0- 1	HOME	0- 1	0- 0	4- 3				
5- 4	0- 0	0- 1	AWAY	0- 1	0- 0	5- 2				
1- 1	0- 0	0- 1	NEUTRAL	0- 0	0- 0	1- 0				

RPI 1-25				RPI 26-50				RPI 51-100				RPI 101+ Team's RPI: 215			
RPI	S	Opponent	Score	RPI	S	Opponent	Score	RPI	S	Opponent	Score	RPI	S	Opponent	Score
15	A	St. Bonaventure	49 63	48	A	Marist	44 63	83	A	Albany (NY)	42 55	120	N	Stetson	52 67
				48	H	Marist	77 79	94	A	Fairfield	46 57	144	N	Bradley	43 68
				48	N	Marist	54 68	94	H	Fairfield	50 56	177	A	Winthrop	47 82
								97	A	Syracuse	30 81	186	A	Loyola Maryland	57 54
												186	H	Loyola Maryland	48 68
												186	N	Loyola Maryland	77 63
												192	A	Manhattan	61 55
												192	H	Manhattan	56 44
												209	H	Penn	41 55
												218	H	Binghamton	64 53
												228	A	Iona	68 55
												228	H	Iona	61 71
												230	H	Buffalo	54 65
												242	A	Siena	49 62
												242	H	Siena	87 66
												245	A	Canisius	66 60
												245	H	Canisius	57 58
												248	A	Ohio	40 50
												285	A	Rider	53 60
												285	H	Rider	69 53
												306	A	Colgate	61 60
												319	A	Saint Peter's	54 52
												319	H	Saint Peter's	61 52
												330	H	Bucknell	61 55
LAST 12 Division I GAMES:															
				48	N	Marist	54 68	228	A	Iona	68 55				
				186	N	Loyola Maryland	77 63	192	A	Manhattan	61 55				
				192	H	Manhattan	56 44	245	H	Canisius	57 58				
				242	H	Siena	87 66	319	A	Saint Peter's	54 52				
				48	H	Marist	77 79	186	H	Loyola Maryland	48 68				
				94	H	Fairfield	50 56	285	H	Rider	69 53				

Non-Div I Games:

Niagara

■ Loss,
 ■ Non-Conf,
 ■ S Site,
 ■ Home
 ■ A Away
 N Neutral

Average RPI Win:	265	WON-LOST	WINNING	LAST 12	STRENGTH OF	OPP. STRENGTH	TEAM	ADJ.	CONF.	ADJ CONF.
Average RPI Loss:	172	RECORD	PCT. RANK	GAMES	SCHEDULE	OF SCHEDULE	RPI	RPI	RPI	RPI
DIV. I ONLY	13- 14	179	6- 6	305	293	227	227	24	24	
DIV. I NON-CONF.	5- 6	191	0- 0	323	298	252	252	27	27	
TOTALS	RPI 1-25	RPI 26-50	W-L RECORDS	RPI 51-100	RPI 101-150	RPI 150+				
13- 14	0- 0	0- 0	OVERALL	0- 4	1- 3	12- 7				
8- 3	0- 0	0- 0	HOME	0- 2	1- 0	7- 1				
4- 10	0- 0	0- 0	AWAY	0- 2	0- 3	4- 5				
1- 1	0- 0	0- 0	NEUTRAL	0- 0	0- 0	1- 1				
5- 6	0- 0	0- 0	NON-CONFERENCE	0- 0	1- 2	4- 4				
2- 1	0- 0	0- 0	HOME	0- 0	1- 0	1- 1				
2- 4	0- 0	0- 0	AWAY	0- 0	0- 2	2- 2				
1- 1	0- 0	0- 0	NEUTRAL	0- 0	0- 0	1- 1				
8- 8	0- 0	0- 0	CONFERENCE	0- 4	0- 1	8- 3				
6- 2	0- 0	0- 0	HOME	0- 2	0- 0	6- 0				
2- 6	0- 0	0- 0	AWAY	0- 2	0- 1	2- 3				
0- 0	0- 0	0- 0	NEUTRAL	0- 0	0- 0	0- 0				

RPI 1-25				RPI 26-50				RPI 51-100				RPI 101+				Team's RPI: 227	
RPI	S	Opponent	Score	RPI	S	Opponent	Score	RPI	S	Opponent	Score	RPI	S	Opponent	Score		
								78	A	Central Ark.	47 67	111	A	UALR	48 62		
								78	H	Central Ark.	59 66	123	A	Oregon	76 95		
								92	A	McNeese St.	53 68	147	A	Sam Houston St.	46 67		
								92	H	McNeese St.	49 61	148	H	Florida A&M	77 69		
												159	H	Stephen F. Austin	64 63		
												170	A	Lamar	52 70		
												170	H	Lamar	70 64		
												178	A	Alabama	51 72		
												204	H	North Texas	67 64		
												222	N	UC Irvine	48 62		
												231	A	Texas St.	83 74		
												251	A	La.-Monroe	68 78		
												263	H	Alabama St.	57 61		
												287	A	Southeastern La.	72 73		
												287	H	Southeastern La.	88 79		
												299	H	UTSA	68 62		
												303	A	La.-Lafayette	72 64		
												313	H	Texas-Arlington	78 59		
												321	A	A&M-Corpus Christi	63 70		
												329	A	Northwestern St.	83 69		
												329	H	Northwestern St.	86 78		
												333	N	Weber St.	83 56		
												339	A	Texas Southern	69 48		
LAST 12 Division I GAMES:																	
				287	A	Southeastern La.	72 73		159	H	Stephen F. Austin	64 63					
				329	H	Northwestern St.	86 78		231	A	Texas St.	83 74					
				92	H	McNeese St.	49 61		321	A	A&M-Corpus Christi	63 70					
				78	A	Central Ark.	47 67		170	H	Lamar	70 64					
				299	H	UTSA	68 62		92	A	McNeese St.	53 68					
				170	A	Lamar	52 70		287	H	Southeastern La.	88 79					

Non-Div I Games: Southern-N.O. 72 52 Belhaven 78 60

Nicholls St.

■ Loss,
 ■ Non-Conf,
 ■ S Site,
 ■ Home
 ■ A Away
 N Neutral

Average RPI Win:	280	WON-LOST	WINNING	LAST 12	STRENGTH OF	OPP. STRENGTH	TEAM	ADJ.	CONF.	ADJ CONF.
Average RPI Loss:	171	RECORD	PCT. RANK	GAMES	SCHEDULE	OF SCHEDULE	RPI	RPI	RPI	RPI
DIV. I ONLY	9- 16	251	4- 8	266	307	266	266	28	28	
DIV. I NON-CONF.	3- 6	239	0- 0	244	293	253	253	25	25	
TOTALS	RPI 1-25	RPI 26-50	W-L RECORDS	RPI 51-100	RPI 101-150	RPI 150+				
9- 16	0- 1	0- 0	OVERALL	0- 3	0- 4	9- 8				
4- 7	0- 0	0- 0	HOME	0- 2	0- 1	4- 4				
5- 8	0- 0	0- 0	AWAY	0- 1	0- 3	5- 4				
0- 1	0- 1	0- 0	NEUTRAL	0- 0	0- 0	0- 0				
3- 6	0- 1	0- 0	NON-CONFERENCE	0- 0	0- 1	3- 4				
1- 2	0- 0	0- 0	HOME	0- 0	0- 0	1- 2				
2- 3	0- 0	0- 0	AWAY	0- 0	0- 1	2- 2				
0- 1	0- 1	0- 0	NEUTRAL	0- 0	0- 0	0- 0				
6- 10	0- 0	0- 0	CONFERENCE	0- 3	0- 3	6- 4				
3- 5	0- 0	0- 0	HOME	0- 2	0- 1	3- 2				
3- 5	0- 0	0- 0	AWAY	0- 1	0- 2	3- 2				
0- 0	0- 0	0- 0	NEUTRAL	0- 0	0- 0	0- 0				

RPI 1-25				RPI 26-50				RPI 51-100				RPI 101+ Team's RPI: 266			
RPI	S	Opponent	Score	RPI	S	Opponent	Score	RPI	S	Opponent	Score	RPI	S	Opponent	Score
15	N	St. Bonaventure	44 58					61	H	Howard	50 73	106	A	VCU	59 79
								80	A	Hampton	43 92	133	A	Coppin St.	62 67
								80	H	Hampton	46 68	133	H	Coppin St.	58 61
												148	A	Florida A&M	64 81
												156	A	Monmouth	62 69
												171	H	George Mason	60 57
												216	A	Md.-East. Shore	58 62
												216	H	Md.-East. Shore	61 58
												219	H	William & Mary	76 79
												229	H	Radford	68 80
												261	A	N.C. A&T	54 51
												281	A	Wofford	45 50
												282	H	South Carolina St.	69 75
												291	A	S.C. Upstate	94 81
												296	A	Morgan St.	76 75
												296	H	Morgan St.	68 75
												298	A	Bethune-Cookman	73 83
												315	A	Delaware St.	84 66
												315	H	Delaware St.	78 73
												320	H	Savannah St.	54 49
												339	A	Texas Southern	80 58
LAST 12 Division I GAMES:															
				261	A	N.C. A&T	54 51					315	A	Delaware St.	84 66
				148	A	Florida A&M	64 81					133	H	Coppin St.	58 61
				298	A	Bethune-Cookman	73 83					296	H	Morgan St.	68 75
				315	H	Delaware St.	78 73					80	A	Hampton	43 92
				80	H	Hampton	46 68					133	A	Coppin St.	62 67
				216	A	Md.-East. Shore	58 62					296	A	Morgan St.	76 75

Non-Div I Games: Virginia Union 76 58 Chowan 60 43

Norfolk St.

■ Loss,
 ■ Non-Conf,
 ■ S Site,
 ■ H Home
 ■ A Away
 N Neutral

North Carolina

Through Games Of Sunday, March 4, 2012

Average RPI Win:	203	WON-LOST	WINNING	LAST 12	STRENGTH OF	OPP. STRENGTH	TEAM	ADJ.	CONF.	ADJ CONF.
Average RPI Loss:	34	RECORD	PCT. RANK	GAMES	SCHEDULE	OF SCHEDULE	RPI	RPI	RPI	RPI
DIV. I ONLY	20- 11	85	6- 6	111	69	89	89	6	6	
DIV. I NON-CONF.	10- 3	49	0- 0	327	222	160	160	6	6	
TOTALS	RPI 1-25	RPI 26-50	W-L RECORDS	RPI 51-100	RPI 101-150	RPI 150+				
20- 11	1- 9	0- 1	OVERALL	6- 0	0- 0	13- 1				
13- 4	1- 3	0- 0	HOME	2- 0	0- 0	10- 1				
5- 5	0- 5	0- 0	AWAY	4- 0	0- 0	1- 0				
2- 2	0- 1	0- 1	NEUTRAL	0- 0	0- 0	2- 0				
10- 3	0- 2	0- 1	NON-CONFERENCE	0- 0	0- 0	10- 0				
9- 0	0- 0	0- 0	HOME	0- 0	0- 0	9- 0				
0- 2	0- 2	0- 0	AWAY	0- 0	0- 0	0- 0				
1- 1	0- 0	0- 1	NEUTRAL	0- 0	0- 0	1- 0				
10- 8	1- 7	0- 0	CONFERENCE	6- 0	0- 0	3- 1				
4- 4	1- 3	0- 0	HOME	2- 0	0- 0	1- 1				
5- 3	0- 3	0- 0	AWAY	4- 0	0- 0	1- 0				
1- 1	0- 1	0- 0	NEUTRAL	0- 0	0- 0	1- 0				

RPI S	Opponent	Score	RPI S	Opponent	Score	RPI S	Opponent	Score	RPI S	Opponent	Score
5	A Connecticut	35 86	34	N South Carolina	48 79	51	A Virginia	78 73	203	H Boston College	77 46
6	A Maryland	64 84				51	H Virginia	64 56	220	A Virginia Tech	56 37
6	H Maryland	72 78				86	A Wake Forest	75 71	224	N East Carolina	65 61
10	A Duke	56 96				88	A North Carolina St.	60 50	247	H Clemson	47 52
10	H Duke	63 69				88	H North Carolina St.	68 59	247	N Clemson	90 51
12	A Miami (FL)	37 61				99	A Florida St.	71 66	249	H Presbyterian	61 38
12	H Miami (FL)	65 63							260	H Kennesaw St.	76 62
14	H Georgia Tech	54 56							269	H East Tenn. St.	93 77
14	N Georgia Tech	53 54							291	H S.C. Upstate	91 34
21	A Penn St.	84 103							309	H UNC Greensboro	91 35
									320	H Savannah St.	74 21
									322	H Gardner-Webb	109 44
									332	H Lipscomb	95 53
									341	H N.C. Central	79 42
LAST 12 Division I GAMES:											
14	N Georgia Tech	53 54	14	H Georgia Tech	54 56						
247	N Clemson	90 51	12	A Miami (FL)	37 61						
10	H Duke	63 69	10	A Duke	56 96						
6	A Maryland	64 84	51	H Virginia	64 56						
88	H North Carolina St.	68 59	86	A Wake Forest	75 71						
99	A Florida St.	71 66	203	H Boston College	77 46						

Non-Div I Games:

North Carolina

Loss, Non-Conf, S Site, H Home A Away N Neutral

Average RPI Win:	168	WON-LOST	WINNING	LAST 12	STRENGTH OF	OPP. STRENGTH	TEAM	ADJ.	CONF.	ADJ CONF.
Average RPI Loss:	50	RECORD	PCT. RANK	GAMES	SCHEDULE	OF SCHEDULE	RPI	RPI	RPI	RPI
DIV. I ONLY	18- 15	148	5- 7	45	58	88	88	6	6	
DIV. I NON-CONF.	11- 3	45	1- 0	103	129	53	53	6	6	
TOTALS	RPI 1-25	RPI 26-50	W-L RECORDS	RPI 51-100	RPI 101-150	RPI 150+				
18- 15	1- 7	2- 1	OVERALL	4- 6	0- 1	11- 0				
8- 8	0- 3	2- 1	HOME	1- 4	0- 0	5- 0				
6- 6	0- 3	0- 0	AWAY	1- 2	0- 1	5- 0				
4- 1	1- 1	0- 0	NEUTRAL	2- 0	0- 0	1- 0				
11- 3	0- 0	2- 1	NON-CONFERENCE	2- 1	0- 1	7- 0				
7- 1	0- 0	2- 1	HOME	1- 0	0- 0	4- 0				
2- 2	0- 0	0- 0	AWAY	0- 1	0- 1	2- 0				
2- 0	0- 0	0- 0	NEUTRAL	1- 0	0- 0	1- 0				
7- 12	1- 7	0- 0	CONFERENCE	2- 5	0- 0	4- 0				
1- 7	0- 3	0- 0	HOME	0- 4	0- 0	1- 0				
4- 4	0- 3	0- 0	AWAY	1- 1	0- 0	3- 0				
2- 1	1- 1	0- 0	NEUTRAL	1- 0	0- 0	0- 0				

RPI	S	Opponent	Score	RPI	S	Opponent	Score	RPI	S	Opponent	Score	RPI	S	Opponent	Score
6	H	Maryland	50 65	28	H	Vanderbilt	66 59	51	H	Virginia	47 55	117	A	Northwestern	59 76
10	A	Duke	59 83	34	H	South Carolina	55 53	58	N	Fla. Gulf Coast	69 64	175	A	TCU	85 79
10	N	Duke	75 73	49	H	Richmond	58 72	82	H	UNC Wilmington	83 64	178	H	Alabama	79 57
12	A	Miami (FL)	68 78					84	A	Creighton	67 74	203	A	Boston College	73 69
12	H	Miami (FL)	61 73					86	A	Wake Forest	75 66	203	H	Boston College	80 57
14	A	Georgia Tech	68 75					86	H	Wake Forest	57 70	220	A	Virginia Tech	65 53
14	H	Georgia Tech	66 76					89	A	North Carolina	59 68	247	A	Clemson	62 46
14	N	Georgia Tech	61 87					89	H	North Carolina	50 60	250	A	Hawaii	84 54
								99	H	Florida St.	64 67	273	N	Alcorn St.	85 70
								99	N	Florida St.	74 71	279	H	Longwood	74 45
												280	H	Jacksonville	80 42
												323	H	Southeast Mo. St.	66 29
LAST 12 Division I GAMES:															
14	N	Georgia Tech	61 87	12	H	Miami (FL)	61 73								
10	N	Duke	75 73	86	H	Wake Forest	57 70								
99	N	Florida St.	74 71	279	H	Longwood	74 45								
6	H	Maryland	50 65	51	H	Virginia	47 55								
203	A	Boston College	73 69	14	A	Georgia Tech	68 75								
89	A	North Carolina	59 68	220	A	Virginia Tech	65 53								

Non-Div I Games:

North Carolina St.

■ Loss,
 ■ Non-Conf, S Site,
 ■ Home
 ■ Away
 N Neutral

Average RPI Win:	273	WON-LOST	WINNING	LAST 12	STRENGTH OF	OPP. STRENGTH	TEAM	ADJ.	CONF.	ADJ CONF.
Average RPI Loss:	187	RECORD	PCT. RANK	GAMES	SCHEDULE	OF SCHEDULE	RPI	RPI	RPI	RPI
DIV. I ONLY	16- 10	102	10- 1	339	304	211	211	33	33	
DIV. I NON-CONF.	7- 9	206	1- 0	283	160	222	222	33	33	
TOTALS	RPI 1-25	RPI 26-50	W-L RECORDS	RPI 51-100	RPI 101-150	RPI 150+				
16- 10	0- 0	0- 0	OVERALL	1- 1	2- 3	13- 6				
7- 3	0- 0	0- 0	HOME	1- 1	1- 1	5- 1				
8- 6	0- 0	0- 0	AWAY	0- 0	1- 2	7- 4				
1- 1	0- 0	0- 0	NEUTRAL	0- 0	0- 0	1- 1				
7- 9	0- 0	0- 0	NON-CONFERENCE	1- 1	2- 3	4- 5				
3- 2	0- 0	0- 0	HOME	1- 1	1- 1	1- 0				
3- 6	0- 0	0- 0	AWAY	0- 0	1- 2	2- 4				
1- 1	0- 0	0- 0	NEUTRAL	0- 0	0- 0	1- 1				
9- 1	0- 0	0- 0	CONFERENCE	0- 0	0- 0	9- 1				
4- 1	0- 0	0- 0	HOME	0- 0	0- 0	4- 1				
5- 0	0- 0	0- 0	AWAY	0- 0	0- 0	5- 0				
0- 0	0- 0	0- 0	NEUTRAL	0- 0	0- 0	0- 0				

RPI 1-25			RPI 26-50			RPI 51-100				RPI 101+		Team's RPI: 211			
RPI	S	Opponent	Score	RPI	S	Opponent	Score	RPI	S	Opponent	Score				
								77	H	Duquesne	86	80			
								84	H	Creighton	54	72			
										115	A	Missouri	52 69		
										132	A	Harvard	60 57		
										145	A	Montana St.	54 70		
										145	H	Montana St.	63 67		
										146	H	UNI	74 70		
										153	A	Drake	60 74		
										169	A	Montana	39 60		
										174	A	Colorado St.	52 58		
										268	A	Tex.-Pan American	60 58		
										268	H	Tex.-Pan American	93 60		
										274	A	Idaho	78 68		
										274	H	Idaho	84 54		
										274	N	Idaho	50 53		
										304	A	Utah Valley	66 53		
										304	H	Utah Valley	54 58		
										308	N	Southern Utah	62 61		
										311	A	Air Force	54 65		
										324	A	NJIT	65 55		
										324	H	NJIT	68 42		
										328	A	New Mexico St.	63 46		
										331	A	Chicago St.	77 68		
										331	H	Chicago St.	80 46		
										342	A	Houston Baptist	57 36		
										342	H	Houston Baptist	93 34		
LAST 12 Division I GAMES:															
				304	A	Utah Valley	66 53					342	H	Houston Baptist	93 34
				342	A	Houston Baptist	57 36					331	A	Chicago St.	77 68
				268	A	Tex.-Pan American	60 58					324	A	NJIT	65 55
				324	H	NJIT	68 42					304	H	Utah Valley	54 58
				331	H	Chicago St.	80 46					132	A	Harvard	60 57
				268	H	Tex.-Pan American	93 60					311	A	Air Force	54 65

Non-Div I Games: Jamestown 57 47 Mayville St. 79 45 Bemidji St. 86 50

North Dakota

Loss, Non-Conf, S Site, H Home A Away N Neutral

Average RPI Win:	256	WON-LOST	WINNING	LAST 12	STRENGTH OF	OPP. STRENGTH	TEAM	ADJ.	CONF.	ADJ CONF.
Average RPI Loss:	128	RECORD	PCT. RANK	GAMES	SCHEDULE	OF SCHEDULE	RPI	RPI	RPI	RPI
DIV. I ONLY	9- 20	268	4- 8	149	137	253	253	19	19	
DIV. I NON-CONF.	1- 9	323	0- 0	60	38	258	258	11	11	
TOTALS	RPI 1-25	RPI 26-50	W-L RECORDS	RPI 51-100	RPI 101-150	RPI 150+				
9- 20	0- 2	0- 0	OVERALL	1- 5	0- 8	8- 5				
6- 6	0- 1	0- 0	HOME	1- 3	0- 2	5- 0				
2- 11	0- 0	0- 0	AWAY	0- 2	0- 5	2- 4				
1- 3	0- 1	0- 0	NEUTRAL	0- 0	0- 1	1- 1				
1- 9	0- 2	0- 0	NON-CONFERENCE	0- 2	0- 4	1- 1				
0- 3	0- 1	0- 0	HOME	0- 2	0- 0	0- 0				
0- 4	0- 0	0- 0	AWAY	0- 0	0- 3	0- 1				
1- 2	0- 1	0- 0	NEUTRAL	0- 0	0- 1	1- 0				
8- 11	0- 0	0- 0	CONFERENCE	1- 3	0- 4	7- 4				
6- 3	0- 0	0- 0	HOME	1- 1	0- 2	5- 0				
2- 7	0- 0	0- 0	AWAY	0- 2	0- 2	2- 3				
0- 1	0- 0	0- 0	NEUTRAL	0- 0	0- 0	0- 1				

RPI 1-25			RPI 26-50			RPI 51-100			RPI 101+ Team's RPI: 253		
RPI	S	Opponent	Score	RPI	S	Opponent	Score	RPI	S	Opponent	Score
19	N	Kansas St.	47 70					104	A	UNLV	57 76
25	H	Green Bay	59 82					113	A	Oral Roberts	66 92
								113	H	Oral Roberts	75 84
								117	N	Northwestern	55 68
								121	A	Minnesota	41 80
								146	A	UNI	41 60
								148	A	UMKC	64 68
								148	H	UMKC	58 76
								153	A	Drake	49 57
								234	A	Western Ill.	65 68
								234	H	Western Ill.	73 53
								235	A	Oakland	52 68
								235	H	Oakland	78 65
								254	A	IUPUI	39 49
								254	H	IUPUI	58 56
								254	N	IUPUI	64 80
								283	A	IPFW	64 50
								283	H	IPFW	77 70
								308	A	Southern Utah	80 68
								308	H	Southern Utah	74 56
								312	N	Nevada	67 47
LAST 12 Division I GAMES:											
254	N	IUPUI	64 80	308	H	Southern Utah	74 56				
254	H	IUPUI	58 56	113	H	Oral Roberts	75 84				
234	H	Western Ill.	73 53	283	A	IPFW	64 50				
64	A	South Dakota St.	43 88	235	A	Oakland	52 68				
148	A	UMKC	64 68	64	H	South Dakota St.	52 88				
87	A	South Dakota	40 53	148	H	UMKC	58 76				

Non-Div I Games: Dakota St. 92 48 Valley City St. 85 64

North Dakota St.

Loss, Non-Conf, S Site, H Home A Away N Neutral

North Florida

Through Games Of Sunday, March 4, 2012

Average RPI Win:	282	WON-LOST	WINNING	LAST 12	STRENGTH OF	OPP. STRENGTH	TEAM	ADJ.	CONF.	ADJ CONF.
Average RPI Loss:	193	RECORD	PCT. RANK	GAMES	SCHEDULE	OF SCHEDULE	RPI	RPI	RPI	RPI
DIV. I ONLY	13- 17	207	7- 5	326	312	272	272	30	30	
DIV. I NON-CONF.	3- 8	269	0- 0	304	255	317	317	30	30	
TOTALS	RPI 1-25	RPI 26-50	W-L RECORDS	RPI 51-100	RPI 101-150	RPI 150+				
13- 17	0- 0	0- 1	OVERALL	0- 3	1- 3	12- 10				
9- 4	0- 0	0- 0	HOME	0- 1	1- 0	8- 3				
4- 12	0- 0	0- 1	AWAY	0- 2	0- 3	4- 6				
0- 1	0- 0	0- 0	NEUTRAL	0- 0	0- 0	0- 1				
3- 8	0- 0	0- 1	NON-CONFERENCE	0- 1	0- 2	3- 4				
3- 1	0- 0	0- 0	HOME	0- 0	0- 0	3- 1				
0- 7	0- 0	0- 1	AWAY	0- 1	0- 2	0- 3				
0- 0	0- 0	0- 0	NEUTRAL	0- 0	0- 0	0- 0				
10- 9	0- 0	0- 0	CONFERENCE	0- 2	1- 1	9- 6				
6- 3	0- 0	0- 0	HOME	0- 1	1- 0	5- 2				
4- 5	0- 0	0- 0	AWAY	0- 1	0- 1	4- 3				
0- 1	0- 0	0- 0	NEUTRAL	0- 0	0- 0	0- 1				

RPI S	Opponent	Score	RPI S	Opponent	Score	RPI S	Opponent	Score	RPI S	Opponent	Score	Team's RPI: 272
36	A West Virginia	30 86	58	A Fla. Gulf Coast	34 68	115	A Missouri	46 67				
			58	H Fla. Gulf Coast	61 72	120	A Stetson	55 63				
			91	A South Fla.	41 76	120	H Stetson	59 56				
						148	A UMKC	63 100				
						158	A Fla. Atlantic	52 63				
						188	A Ole Miss	59 68				
						256	A Belmont	35 57				
						256	H Belmont	37 54				
						260	A Kennesaw St.	66 57				
						260	H Kennesaw St.	64 56				
						260	N Kennesaw St.	49 51				
						269	A East Tenn. St.	74 69				
						269	H East Tenn. St.	70 67				
						280	A Jacksonville	46 44				
						280	H Jacksonville	51 36				
						291	A S.C. Upstate	65 71				
						291	H S.C. Upstate	57 58				
						294	H Coastal Caro.	67 37				
						298	A Bethune-Cookman	63 66				
						315	H Delaware St.	72 61				
						320	H Savannah St.	61 64				
						325	A Mercer	49 39				
						325	H Mercer	66 49				
						332	A Lipscomb	64 73				
						332	H Lipscomb	77 67				
						340	H Jacksonville St.	63 47				
LAST 12 Division I GAMES:												
260	N Kennesaw St.	49 51	120	H Stetson	59 56							
280	A Jacksonville	46 44	58	H Fla. Gulf Coast	61 72							
260	H Kennesaw St.	64 56	332	A Lipscomb	64 73							
325	H Mercer	66 49	256	A Belmont	35 57							
269	A East Tenn. St.	74 69	325	A Mercer	49 39							
291	A S.C. Upstate	65 71	260	A Kennesaw St.	66 57							

Non-Div I Games:

North Florida

■ Loss,
 ■ Non-Conf,
 ■ S Site,
 ■ Home
 ■ A Away
 N Neutral

Average RPI Win:	247	WON-LOST	WINNING	LAST 12	STRENGTH OF	OPP. STRENGTH	TEAM	ADJ.	CONF.	ADJ CONF.
Average RPI Loss:	137	RECORD	PCT. RANK	GAMES	SCHEDULE	OF SCHEDULE	RPI	RPI	RPI	RPI
DIV. I ONLY	15- 16	172	4- 8	269	169	204	204	17	17	
DIV. I NON-CONF.	7- 6	152	0- 0	191	216	155	155	16	16	
TOTALS	RPI 1-25	RPI 26-50	W-L RECORDS	RPI 51-100	RPI 101-150	RPI 150+				
15- 16	0- 0	0- 2	OVERALL	1- 2	1- 5	13- 7				
8- 5	0- 0	0- 1	HOME	0- 1	1- 2	7- 1				
4- 10	0- 0	0- 1	AWAY	0- 1	0- 3	4- 5				
3- 1	0- 0	0- 0	NEUTRAL	1- 0	0- 0	2- 1				
7- 6	0- 0	0- 1	NON-CONFERENCE	1- 2	0- 1	6- 2				
3- 2	0- 0	0- 0	HOME	0- 1	0- 1	3- 0				
2- 4	0- 0	0- 1	AWAY	0- 1	0- 0	2- 2				
2- 0	0- 0	0- 0	NEUTRAL	1- 0	0- 0	1- 0				
8- 10	0- 0	0- 1	CONFERENCE	0- 0	1- 4	7- 5				
5- 3	0- 0	0- 1	HOME	0- 0	1- 1	4- 1				
2- 6	0- 0	0- 0	AWAY	0- 0	0- 3	2- 3				
1- 1	0- 0	0- 0	NEUTRAL	0- 0	0- 0	1- 1				

RPI S	Opponent	Score	RPI S	Opponent	Score	RPI S	Opponent	Score	RPI S	Opponent	Score	Team's RPI: 204
37	H Middle Tenn.	68 70	53	A Missouri St.	67 78	111	A UALR	39 52				
45	A Texas	62 71	70	N Oregon St.	60 53	111	H UALR	64 57				
			81	H Tulane	47 55	113	H Oral Roberts	60 70				
						131	A Denver	36 55				
						131	H Denver	44 50				
						135	A FIU	65 68				
						158	A Fla. Atlantic	63 71				
						158	N Fla. Atlantic	55 56				
						164	A Arizona	62 69				
						173	A South Ala.	60 69				
						178	H Alabama	69 63				
						191	H SMU	50 46				
						223	A Arkansas St.	64 70				
						223	H Arkansas St.	68 54				
						226	H Western Ky.	50 42				
						227	A Nicholls St.	64 67				
						231	A Texas St.	61 43				
						251	A La.-Monroe	56 54				
						251	H La.-Monroe	67 70				
						303	A La.-Lafayette	66 45				
						303	H La.-Lafayette	78 40				
						305	H New Mexico	63 50				
						313	A Texas-Arlington	66 47				
						321	N A&M-Corpus Christi	72 58				
						337	H Troy	57 36				
						337	N Troy	75 61				
LAST 12 Division I GAMES:												
158	N Fla. Atlantic	55 56	158	A Fla. Atlantic	63 71							
337	N Troy	75 61	135	A FIU	65 68							
131	A Denver	36 55	37	H Middle Tenn.	68 70							
111	A UALR	39 52	223	H Arkansas St.	68 54							
303	H La.-Lafayette	78 40	303	A La.-Lafayette	66 45							
251	H La.-Monroe	67 70	131	H Denver	44 50							

Non-Div I Games:

North Texas

Northeastern

Through Games Of Sunday, March 4, 2012

Average RPI Win:	186	WON-LOST	WINNING	LAST 12	STRENGTH OF	OPP. STRENGTH	TEAM	ADJ.	CONF.	ADJ CONF.
Average RPI Loss:	91	RECORD	PCT. RANK	GAMES	SCHEDULE	OF SCHEDULE	RPI	RPI	RPI	RPI
DIV. I ONLY	8- 21	283	5- 7	43	88	190	190	7	7	
DIV. I NON-CONF.	2- 9	299	0- 0	23	111	193	193	7	7	
TOTALS	RPI 1-25	RPI 26-50	W-L RECORDS	RPI 51-100	RPI 101-150	RPI 150+				
8- 21	0- 4	1- 1	OVERALL	1- 9	0- 3	6- 4				
6- 7	0- 1	1- 1	HOME	1- 3	0- 1	4- 1				
2- 13	0- 2	0- 0	AWAY	0- 6	0- 2	2- 3				
0- 1	0- 1	0- 0	NEUTRAL	0- 0	0- 0	0- 0				
2- 9	0- 2	0- 1	NON-CONFERENCE	0- 3	0- 2	2- 1				
1- 3	0- 0	0- 1	HOME	0- 1	0- 1	1- 0				
1- 5	0- 1	0- 0	AWAY	0- 2	0- 1	1- 1				
0- 1	0- 1	0- 0	NEUTRAL	0- 0	0- 0	0- 0				
6- 12	0- 2	1- 0	CONFERENCE	1- 6	0- 1	4- 3				
5- 4	0- 1	1- 0	HOME	1- 2	0- 0	3- 1				
1- 8	0- 1	0- 0	AWAY	0- 4	0- 1	1- 2				
0- 0	0- 0	0- 0	NEUTRAL	0- 0	0- 0	0- 0				

RPI S	Opponent	Score	RPI S	Opponent	Score	RPI S	Opponent	Score	RPI S	Opponent	Score	Team's RPI: 190
7	A Delaware	71 89	33	H James Madison	61 50	57	A Hofstra	66 72	104	A UNLV	58 61	
7	H Delaware	54 70	46	H Temple	58 72	57	H Hofstra	80 62	106	A VCU	60 67	
9	A Kentucky	47 81				65	H Eastern Mich.	53 83	137	H La Salle	60 75	
24	N Georgia	61 81				73	A Boston U.	65 75	166	A Holy Cross	68 70	
						79	A Drexel	39 66	171	A George Mason	62 75	
						79	H Drexel	41 63	171	H George Mason	58 54	
						82	A UNC Wilmington	53 60	196	A Old Dominion	78 66	
						82	H UNC Wilmington	64 69	196	H Old Dominion	70 73	
						90	A Miami (OH)	55 75	219	H William & Mary	82 71	
						96	A Towson	54 58	243	A Georgia St.	74 81	
									243	H Georgia St.	76 51	
									275	H Vermont	78 62	
									295	A Kent St.	73 65	
LAST 12 Division I GAMES:												
57	H Hofstra	80 62	171	A George Mason	62 75							
7	A Delaware	71 89	79	H Drexel	41 63							
196	A Old Dominion	78 66	243	A Georgia St.	74 81							
33	H James Madison	61 50	219	H William & Mary	82 71							
243	H Georgia St.	76 51	82	H UNC Wilmington	64 69							
96	A Towson	54 58	57	A Hofstra	66 72							

Non-Div I Games:

Northeastern

■ Loss,
 ■ Non-Conf, S Site,
 ■ Home
 ■ Away
 N Neutral

Average RPI Win:	284	WON-LOST	WINNING	LAST 12	STRENGTH OF	OPP. STRENGTH	TEAM	ADJ.	CONF.	ADJ CONF.
Average RPI Loss:	153	RECORD	PCT. RANK	GAMES	SCHEDULE	OF SCHEDULE	RPI	RPI	RPI	RPI
DIV. I ONLY	8- 20	279	4- 8	221	237	293	293	18	18	
DIV. I NON-CONF.	4- 8	239	0- 1	224	320	278	278	15	15	
TOTALS	RPI 1-25	RPI 26-50	W-L RECORDS	RPI 51-100	RPI 101-150	RPI 150+				
8- 20	0- 0	0- 2	OVERALL	0- 3	0- 6	8- 9				
7- 6	0- 0	0- 1	HOME	0- 1	0- 2	7- 2				
1- 14	0- 0	0- 1	AWAY	0- 2	0- 4	1- 7				
0- 0	0- 0	0- 0	NEUTRAL	0- 0	0- 0	0- 0				
4- 8	0- 0	0- 2	NON-CONFERENCE	0- 1	0- 2	4- 3				
4- 1	0- 0	0- 1	HOME	0- 0	0- 0	4- 0				
0- 7	0- 0	0- 1	AWAY	0- 1	0- 2	0- 3				
0- 0	0- 0	0- 0	NEUTRAL	0- 0	0- 0	0- 0				
4- 12	0- 0	0- 0	CONFERENCE	0- 2	0- 4	4- 6				
3- 5	0- 0	0- 0	HOME	0- 1	0- 2	3- 2				
1- 7	0- 0	0- 0	AWAY	0- 1	0- 2	1- 4				
0- 0	0- 0	0- 0	NEUTRAL	0- 0	0- 0	0- 0				

RPI 1-25				RPI 26-50				RPI 51-100				RPI 101+				Team's RPI: 293
RPI	S	Opponent	Score	RPI	S	Opponent	Score	RPI	S	Opponent	Score	RPI	S	Opponent	Score	
				32	H	Nebraska	88 97	71	A	Idaho St.	54 62	118	A	Colorado	60 84	
				42	A	Iowa St.	41 65	71	H	Idaho St.	44 49	130	A	Northern Colo.	71 77	
								87	A	South Dakota	56 73	130	H	Northern Colo.	63 75	
												136	A	Utah St.	51 70	
												145	A	Montana St.	65 77	
												145	H	Montana St.	78 83	
												152	A	Eastern Wash.	58 84	
												152	H	Eastern Wash.	56 74	
												169	A	Montana	48 60	
												169	H	Montana	74 70	
												184	A	Portland St.	59 73	
												184	H	Portland St.	74 84	
												244	A	Sacramento St.	85 91	
												244	H	Sacramento St.	94 56	
												277	A	San Jose St.	64 74	
												284	H	Cal St. Fullerton	64 54	
												289	A	CSU Bakersfield	77 86	
												295	H	Kent St.	72 56	
												304	A	Utah Valley	56 73	
												304	H	Utah Valley	73 59	
												310	H	UC Riverside	67 59	
												333	A	Weber St.	85 82	
												333	H	Weber St.	71 58	
LAST 12 Division I GAMES:																
				169	H	Montana	74 70	184	A	Portland St.	59 73					
				130	H	Northern Colo.	63 75	152	A	Eastern Wash.	58 84					
				289	A	CSU Bakersfield	77 86	244	H	Sacramento St.	94 56					
				145	H	Montana St.	78 83	71	H	Idaho St.	44 49					
				333	A	Weber St.	85 82	333	H	Weber St.	71 58					
				71	A	Idaho St.	54 62	145	A	Montana St.	65 77					

Non-Div I Games: Adams St. 76 50

Northern Ariz.

■ Loss,
 ■ Non-Conf,
 ■ S Site,
 ■ Home
 ■ A Away
 N Neutral

Northern Colo.

Through Games Of Sunday, March 4, 2012

Average RPI Win: 238	WON-LOST	WINNING	LAST 12	STRENGTH OF	OPP. STRENGTH	TEAM	ADJ.	CONF.	ADJ CONF.
Average RPI Loss: 122	RECORD	PCT. RANK	GAMES	SCHEDULE	OF SCHEDULE	RPI	RPI	RPI	RPI
DIV. I ONLY	17- 10	96	9- 3	234	192	130	130	18	18
DIV. I NON-CONF.	6- 5	139	0- 0	212	233	148	148	15	15
TOTALS	RPI 1-25	RPI 26-50	W-L RECORDS	RPI 51-100	RPI 101-150	RPI 150+			
17- 10	0- 0	0- 0	OVERALL	0- 4	0- 4	17- 2			
9- 3	0- 0	0- 0	HOME	0- 1	0- 2	9- 0			
8- 7	0- 0	0- 0	AWAY	0- 3	0- 2	8- 2			
0- 0	0- 0	0- 0	NEUTRAL	0- 0	0- 0	0- 0			
6- 5	0- 0	0- 0	NON-CONFERENCE	0- 2	0- 2	6- 1			
3- 1	0- 0	0- 0	HOME	0- 0	0- 1	3- 0			
3- 4	0- 0	0- 0	AWAY	0- 2	0- 1	3- 1			
0- 0	0- 0	0- 0	NEUTRAL	0- 0	0- 0	0- 0			
11- 5	0- 0	0- 0	CONFERENCE	0- 2	0- 2	11- 1			
6- 2	0- 0	0- 0	HOME	0- 1	0- 1	6- 0			
5- 3	0- 0	0- 0	AWAY	0- 1	0- 1	5- 1			
0- 0	0- 0	0- 0	NEUTRAL	0- 0	0- 0	0- 0			

RPI 1-25				RPI 26-50				RPI 51-100				RPI 101+ Team's RPI: 130			
RPI	S	Opponent	Score	RPI	S	Opponent	Score	RPI	S	Opponent	Score	RPI	S	Opponent	Score
								54	A	UTEP	51 74	131	H	Denver	57 66
								71	A	Idaho St.	52 57	144	A	Bradley	49 59
								71	H	Idaho St.	50 64	145	A	Montana St.	50 58
								87	A	South Dakota	48 73	145	H	Montana St.	51 52
												152	A	Eastern Wash.	56 53
												152	H	Eastern Wash.	56 49
												169	A	Montana	56 54
												169	H	Montana	59 42
												174	H	Colorado St.	66 60
												183	A	Santa Clara	37 71
												184	A	Portland St.	61 62
												184	H	Portland St.	65 50
												189	H	UC Santa Barbara	44 39
												222	H	UC Irvine	71 56
												244	A	Sacramento St.	64 56
												244	H	Sacramento St.	68 58
												278	A	San Francisco	85 81
												293	A	Northern Ariz.	75 63
												293	H	Northern Ariz.	77 71
												305	A	New Mexico	61 54
												311	A	Air Force	71 51
												333	A	Weber St.	62 54
												333	H	Weber St.	70 57
LAST 12 Division I GAMES:															
				184	H	Portland St.	65 50					333	H	Weber St.	70 57
				293	A	Northern Ariz.	75 63					244	A	Sacramento St.	64 56
				333	A	Weber St.	62 54					71	H	Idaho St.	50 64
				152	H	Eastern Wash.	56 49					145	H	Montana St.	51 52
				169	A	Montana	56 54					169	H	Montana	59 42
				145	A	Montana St.	50 58					152	A	Eastern Wash.	56 53

Non-Div I Games: Black Hills St. 72 35 Neb.-Kearney 69 52

Northern Colo.

Loss, Non-Conf, S Site, H Home A Away N Neutral

Average RPI Win:	224	WON-LOST	WINNING	LAST 12	STRENGTH OF	OPP. STRENGTH	TEAM	ADJ.	CONF.	ADJ CONF.
Average RPI Loss:	138	RECORD	PCT. RANK	GAMES	SCHEDULE	OF SCHEDULE	RPI	RPI	RPI	RPI
DIV. I ONLY	13- 16	199	6- 6	210	126	206	206	12	12	
DIV. I NON-CONF.	6- 6	160	0- 0	203	102	174	174	13	13	
TOTALS	RPI 1-25	RPI 26-50	W-L RECORDS	RPI 51-100	RPI 101-150	RPI 150+				
13- 16	0- 1	1- 0	OVERALL	1- 6	1- 2	10- 7				
8- 7	0- 0	1- 0	HOME	0- 2	1- 1	6- 4				
5- 9	0- 1	0- 0	AWAY	1- 4	0- 1	4- 3				
0- 0	0- 0	0- 0	NEUTRAL	0- 0	0- 0	0- 0				
6- 6	0- 1	1- 0	NON-CONFERENCE	0- 1	1- 2	4- 2				
4- 2	0- 0	1- 0	HOME	0- 0	1- 1	2- 1				
2- 4	0- 1	0- 0	AWAY	0- 1	0- 1	2- 1				
0- 0	0- 0	0- 0	NEUTRAL	0- 0	0- 0	0- 0				
7- 10	0- 0	0- 0	CONFERENCE	1- 5	0- 0	6- 5				
4- 5	0- 0	0- 0	HOME	0- 2	0- 0	4- 3				
3- 5	0- 0	0- 0	AWAY	1- 3	0- 0	2- 2				
0- 0	0- 0	0- 0	NEUTRAL	0- 0	0- 0	0- 0				

RPI 1-25				RPI 26-50				RPI 51-100				RPI 101+				Team's RPI: 206	
RPI	S	Opponent	Score	RPI	S	Opponent	Score	RPI	S	Opponent	Score	RPI	S	Opponent	Score		
18	A	DePaul	46 65	46	H	Temple	58 52	60	A	Bowling Green	47 57	116	A	Eastern Ill.	62 72		
								65	A	Eastern Mich.	52 64	127	H	Indiana St.	47 43		
								65	H	Eastern Mich.	57 77	144	H	Bradley	45 50		
								76	A	Toledo	39 49	161	H	Ill.-Chicago	47 49		
								76	H	Toledo	47 49	162	A	Central Mich.	50 73		
								90	A	Miami (OH)	70 58	162	H	Central Mich.	67 86		
								93	A	Illinois St.	62 81	202	A	Akron	72 66		
												214	A	Indiana	60 59		
												217	A	Loyola Chicago	42 73		
												230	H	Buffalo	46 62		
												234	H	Western Ill.	91 84		
												248	H	Ohio	50 46		
												270	A	Ball St.	43 50		
												270	H	Ball St.	58 44		
												271	H	Southern Ill.	53 50		
												290	A	Western Mich.	53 41		
												290	H	Western Mich.	68 51		
												290	H	Western Mich.	64 66		
												295	H	Kent St.	66 55		
												331	A	Chicago St.	73 40		
LAST 12 Division I GAMES:																	
290	H	Western Mich.	68 51	90	A	Miami (OH)	70 58										
290	H	Western Mich.	64 66	248	H	Ohio	50 46										
76	A	Toledo	39 49	60	A	Bowling Green	47 57										
162	A	Central Mich.	50 73	295	H	Kent St.	66 55										
65	H	Eastern Mich.	57 77	202	A	Akron	72 66										
270	H	Ball St.	58 44	230	H	Buffalo	46 62										

Non-Div I Games:

Northern Ill.

Northwestern

Through Games Of Sunday, March 4, 2012

Average RPI Win:	153	WON-LOST	WINNING	LAST 12	STRENGTH OF	OPP. STRENGTH	TEAM	ADJ.	CONF.	ADJ CONF.
Average RPI Loss:	56	RECORD	PCT. RANK	GAMES	SCHEDULE	OF SCHEDULE	RPI	RPI	RPI	RPI
DIV. I ONLY	14- 16	187	2- 10	72	21	117	117	5	5	
DIV. I NON-CONF.	10- 3	49	0- 0	92	23	55	55	4	4	
TOTALS	RPI 1-25	RPI 26-50	W-L RECORDS	RPI 51-100	RPI 101-150	RPI 150+				
14- 16	1- 4	1- 6	OVERALL	2- 3	3- 2	7- 1				
6- 8	0- 3	0- 2	HOME	2- 2	1- 1	3- 0				
7- 6	1- 0	1- 3	AWAY	0- 1	2- 1	3- 1				
1- 2	0- 1	0- 1	NEUTRAL	0- 0	0- 0	1- 0				
10- 3	1- 2	0- 0	NON-CONFERENCE	2- 1	2- 0	5- 0				
4- 2	0- 1	0- 0	HOME	2- 1	0- 0	2- 0				
5- 0	1- 0	0- 0	AWAY	0- 0	2- 0	2- 0				
1- 1	0- 1	0- 0	NEUTRAL	0- 0	0- 0	1- 0				
4- 13	0- 2	1- 6	CONFERENCE	0- 2	1- 2	2- 1				
2- 6	0- 2	0- 2	HOME	0- 1	1- 1	1- 0				
2- 6	0- 0	1- 3	AWAY	0- 1	0- 1	1- 1				
0- 1	0- 0	0- 1	NEUTRAL	0- 0	0- 0	0- 0				

RPI 1-25				RPI 26-50				RPI 51-100				RPI 101+ Team's RPI: 117			
RPI	S	Opponent	Score	RPI	S	Opponent	Score	RPI	S	Opponent	Score	RPI	S	Opponent	Score
16	H	Purdue	70 80	27	A	Ohio St.	72 82	62	A	Michigan St.	58 72	104	A	UNLV	79 49
18	H	DePaul	72 88	32	A	Nebraska	63 51	62	H	Michigan St.	57 76	112	A	Illinois	57 69
19	N	Kansas St.	45 64	32	N	Nebraska	56 88	76	H	Toledo	56 75	112	H	Illinois	59 58
20	A	LSU	44 43	40	A	Iowa	55 86	88	H	North Carolina St.	76 59	115	A	Missouri	74 70
21	H	Penn St.	63 77	40	H	Iowa	63 70	93	H	Illinois St.	69 62	121	H	Minnesota	60 68
				44	A	Michigan	68 79					162	A	Central Mich.	69 60
				44	H	Michigan	48 58					167	A	Wisconsin	55 75
LAST 12 Division I GAMES:															
				32	N	Nebraska	56 88	62	A	Michigan St.	58 72	214	A	Indiana	69 61
				62	H	Michigan St.	57 76	44	A	Michigan	68 79	214	H	Indiana	68 61
				40	H	Iowa	63 70	214	H	Indiana	68 61	217	A	Loyola Chicago	72 67
				112	A	Illinois	57 69	16	H	Purdue	70 80	226	H	Western Ky.	71 57
				32	A	Nebraska	63 51	167	A	Wisconsin	55 75	253	N	North Dakota St.	68 55
				21	H	Penn St.	63 77	44	H	Michigan	48 58	296	H	Morgan St.	87 74

Non-Div I Games:

Northwestern

■ Loss,
■ Non-Conf,
■ S Site,
■ H Home
■ A Away
N Neutral

Average RPI Win:	288	WON-LOST	WINNING	LAST 12	STRENGTH OF	OPP. STRENGTH	TEAM	ADJ.	CONF.	ADJ CONF.
Average RPI Loss:	191	RECORD	PCT. RANK	GAMES	SCHEDULE	OF SCHEDULE	RPI	RPI	RPI	RPI
DIV. I ONLY	3- 22	332	1- 11	199	324	329	329	24	24	
DIV. I NON-CONF.	1- 8	321	0- 0	241	337	318	318	27	27	
TOTALS	RPI 1-25	RPI 26-50	W-L RECORDS	RPI 51-100	RPI 101-150	RPI 150+				
3- 22	0- 0	0- 0	OVERALL	0- 4	0- 3	3- 15				
2- 8	0- 0	0- 0	HOME	0- 2	0- 0	2- 6				
1- 12	0- 0	0- 0	AWAY	0- 2	0- 2	1- 8				
0- 2	0- 0	0- 0	NEUTRAL	0- 0	0- 1	0- 1				
1- 8	0- 0	0- 0	NON-CONFERENCE	0- 0	0- 2	1- 6				
0- 2	0- 0	0- 0	HOME	0- 0	0- 0	0- 2				
1- 4	0- 0	0- 0	AWAY	0- 0	0- 1	1- 3				
0- 2	0- 0	0- 0	NEUTRAL	0- 0	0- 1	0- 1				
2- 14	0- 0	0- 0	CONFERENCE	0- 4	0- 1	2- 9				
2- 6	0- 0	0- 0	HOME	0- 2	0- 0	2- 4				
0- 8	0- 0	0- 0	AWAY	0- 2	0- 1	0- 5				
0- 0	0- 0	0- 0	NEUTRAL	0- 0	0- 0	0- 0				

RPI 1-25				RPI 26-50				RPI 51-100				RPI 101+ Team's RPI: 329					
RPI	S	Opponent	Score	RPI	S	Opponent	Score	RPI	S	Opponent	Score	RPI	S	Opponent	Score		
								78	A	Central Ark.	43	84	109	A	Wichita St.	49	77
								78	H	Central Ark.	61	67	147	A	Sam Houston St.	64	80
								92	A	McNeese St.	54	64	148	N	Florida A&M	53	77
								92	H	McNeese St.	62	80	159	H	Stephen F. Austin	68	70
													170	A	Lamar	56	58
													170	H	Lamar	61	82
													173	A	South Ala.	51	64
													178	A	Alabama	52	78
													191	A	SMU	41	67
													227	A	Nicholls St.	78	86
													227	H	Nicholls St.	69	83
													231	A	Texas St.	68	70
													251	H	La.-Monroe	68	84
													252	A	Prairie View	79	69
													273	N	Alcorn St.	60	70
													287	A	Southeastern La.	66	73
													287	H	Southeastern La.	70	79
													299	H	UTSA	61	57
													313	H	Texas-Arlington	86	70
													314	H	Jackson St.	73	79
													321	A	A&M-Corpus Christi	86	88
LAST 12 Division I GAMES:																	
159	H	Stephen F. Austin	68	70	170	H	Lamar	61	82								
227	A	Nicholls St.	78	86	321	A	A&M-Corpus Christi	86	88								
313	H	Texas-Arlington	86	70	78	H	Central Ark.	61	67								
147	A	Sam Houston St.	64	80	287	A	Southeastern La.	66	73								
92	H	McNeese St.	62	80	170	A	Lamar	56	58								
287	H	Southeastern La.	70	79	92	A	McNeese St.	54	64								

Non-Div I Games: Centenary (LA) 109 72 Loyola (LA) 80 **84** LSU-Shreveport 63 40 Wiley 95 69 Northwestern St.

Loss, Non-Conf, S Site, H Home A Away N Neutral

Notre Dame

Through Games Of Sunday, March 4, 2012

Average RPI Win:	92	WON-LOST	WINNING	LAST 12	STRENGTH OF	OPP. STRENGTH	TEAM	ADJ.	CONF.	ADJ CONF.
Average RPI Loss:	19	RECORD	PCT. RANK	GAMES	SCHEDULE	OF SCHEDULE	RPI	RPI	RPI	RPI
DIV. I ONLY	29- 2	5	11- 1	11	7	3	3	3	3	3
DIV. I NON-CONF.	13- 1	7	1- 0	21	7	7	7	2	2	2
TOTALS	RPI 1-25	RPI 26-50	W-L RECORDS	RPI 51-100	RPI 101-150	RPI 150+				
29- 2	11- 1	3- 1	OVERALL	4- 0	4- 0	7- 0				
15- 1	4- 0	1- 1	HOME	2- 0	3- 0	5- 0				
11- 1	5- 1	1- 0	AWAY	2- 0	1- 0	2- 0				
3- 0	2- 0	1- 0	NEUTRAL	0- 0	0- 0	0- 0				
13- 1	4- 1	1- 0	NON-CONFERENCE	2- 0	1- 0	5- 0				
8- 0	2- 0	0- 0	HOME	1- 0	1- 0	4- 0				
3- 1	1- 1	0- 0	AWAY	1- 0	0- 0	1- 0				
2- 0	1- 0	1- 0	NEUTRAL	0- 0	0- 0	0- 0				
16- 1	7- 0	2- 1	CONFERENCE	2- 0	3- 0	2- 0				
7- 1	2- 0	1- 1	HOME	1- 0	2- 0	1- 0				
8- 0	4- 0	1- 0	AWAY	1- 0	1- 0	1- 0				
1- 0	1- 0	0- 0	NEUTRAL	0- 0	0- 0	0- 0				

RPI 1-25				Team's RPI: 3		RPI 26-50				RPI 51-100				RPI 101+			
RPI	S	Opponent	Score	RPI	S	Opponent	Score	RPI	S	Opponent	Score	RPI	S	Opponent	Score		
1	A	Baylor	81 94	29	A	Georgetown	80 60	84	A	Creighton	76 48	105	A	Cincinnati	76 50		
4	H	Tennessee	72 44	30	N	Southern California	80 58	91	H	South Fla.	80 68	125	H	Providence	66 47		
5	A	Connecticut	72 59	36	H	West Virginia	63 65	97	A	Syracuse	74 55	127	H	Indiana St.	99 34		
5	H	Connecticut	74 67	39	H	Villanova	76 43	100	H	Hartford	98 43	128	H	Marquette	95 42		
9	H	Kentucky	92 83									179	A	Seton Hall	74 36		
10	N	Duke	56 54									195	H	UCF	90 38		
11	A	St. John's (NY)	71 56									199	H	Pittsburgh	120 44		
13	A	Rutgers	71 41									202	H	Akron	81 61		
16	A	Purdue	66 38									209	H	Penn	69 38		
18	H	DePaul	90 70									279	H	Longwood	92 26		
18	N	DePaul	69 54									325	A	Mercer	128 42		
23	A	Louisville	68 52														
LAST 12 Division I GAMES:																	
				18	N	DePaul	69 54	97	A	Syracuse	74 55						
				5	A	Connecticut	72 59	18	H	DePaul	90 70						
				91	H	South Fla.	80 68	13	A	Rutgers	71 41						
				23	A	Louisville	68 52	11	A	St. John's (NY)	71 56						
				125	H	Providence	66 47	4	H	Tennessee	72 44						
				36	H	West Virginia	63 65	39	H	Villanova	76 43						

Non-Div I Games:

Notre Dame

Loss, Non-Conf, S Site, H Home A Away N Neutral

Oakland

Through Games Of Sunday, March 4, 2012

Average RPI Win:	232	WON-LOST	WINNING	LAST 12	STRENGTH OF	OPP. STRENGTH	TEAM	ADJ.	CONF.	ADJ CONF.
Average RPI Loss:	144	RECORD	PCT. RANK	GAMES	SCHEDULE	OF SCHEDULE	RPI	RPI	RPI	RPI
DIV. I ONLY	10- 17	246	3- 9	182	161	235	235	19	19	
DIV. I NON-CONF.	3- 5	226	0- 0	116	58	177	177	11	11	
TOTALS	RPI 1-25	RPI 26-50	W-L RECORDS	RPI 51-100	RPI 101-150	RPI 150+				
10- 17	0- 1	0- 0	OVERALL	0- 5	2- 5	8- 6				
7- 5	0- 0	0- 0	HOME	0- 2	1- 2	6- 1				
3- 11	0- 1	0- 0	AWAY	0- 3	1- 2	2- 5				
0- 1	0- 0	0- 0	NEUTRAL	0- 0	0- 1	0- 0				
3- 5	0- 1	0- 0	NON-CONFERENCE	0- 1	1- 1	2- 2				
2- 1	0- 0	0- 0	HOME	0- 0	0- 1	2- 0				
1- 4	0- 1	0- 0	AWAY	0- 1	1- 0	0- 2				
0- 0	0- 0	0- 0	NEUTRAL	0- 0	0- 0	0- 0				
7- 12	0- 0	0- 0	CONFERENCE	0- 4	1- 4	6- 4				
5- 4	0- 0	0- 0	HOME	0- 2	1- 1	4- 1				
2- 7	0- 0	0- 0	AWAY	0- 2	0- 2	2- 3				
0- 1	0- 0	0- 0	NEUTRAL	0- 0	0- 1	0- 0				

RPI 1-25				RPI 26-50				RPI 51-100				RPI 101+				Team's RPI: 235	
RPI	S	Opponent	Score	RPI	S	Opponent	Score	RPI	S	Opponent	Score	RPI	S	Opponent	Score		
16	A	Purdue	47 66					62	A	Michigan St.	42 67	113	A	Oral Roberts	53 62		
								64	A	South Dakota St.	52 62	113	H	Oral Roberts	51 77		
								64	H	South Dakota St.	51 61	122	A	American	68 62		
								87	A	South Dakota	38 49	125	H	Providence	50 51		
								87	H	South Dakota	51 58	148	A	UMKC	54 63		
												148	H	UMKC	71 65		
												148	N	UMKC	59 72		
												161	H	Ill.-Chicago	48 45		
												171	A	George Mason	48 59		
												230	A	Buffalo	65 69		
												234	A	Western Ill.	53 86		
												234	H	Western Ill.	75 71		
												247	H	Clemson	63 51		
												253	A	North Dakota St.	65 78		
												253	H	North Dakota St.	68 52		
												254	A	IUPUI	61 64		
												254	H	IUPUI	54 50		
												283	A	IPFW	67 47		
												283	H	IPFW	45 52		
												308	A	Southern Utah	64 60		
												308	H	Southern Utah	59 45		
LAST 12 Division I GAMES:																	
				148	N	UMKC	59 72					254	A	IUPUI	61 64		
				148	A	UMKC	54 63					234	A	Western Ill.	53 86		
				87	A	South Dakota	38 49					64	H	South Dakota St.	51 61		
				113	H	Oral Roberts	51 77					253	H	North Dakota St.	68 52		
				308	H	Southern Utah	59 45					308	A	Southern Utah	64 60		
				283	H	IPFW	45 52					113	A	Oral Roberts	53 62		

Non-Div I Games: Rochester College 74 30

Oakland

■ Loss,
■ Non-Conf, S Site,
■ Home
■ Away
N Neutral

Average RPI Win:	233	WON-LOST	WINNING	LAST 12	STRENGTH OF	OPP. STRENGTH	TEAM	ADJ.	CONF.	ADJ CONF.
Average RPI Loss:	151	RECORD	PCT. RANK	GAMES	SCHEDULE	OF SCHEDULE	RPI	RPI	RPI	RPI
DIV. I ONLY	14- 17	193	5- 7	274	133	248	248	12	12	
DIV. I NON-CONF.	7- 7	160	0- 0	291	152	257	257	13	13	
TOTALS	RPI 1-25	RPI 26-50	W-L RECORDS	RPI 51-100	RPI 101-150	RPI 150+				
14- 17	0- 1	0- 0	OVERALL	1- 8	0- 0	13- 8				
12- 5	0- 0	0- 0	HOME	1- 4	0- 0	11- 1				
1- 10	0- 0	0- 0	AWAY	0- 3	0- 0	1- 7				
1- 2	0- 1	0- 0	NEUTRAL	0- 1	0- 0	1- 0				
7- 7	0- 1	0- 0	NON-CONFERENCE	0- 3	0- 0	7- 3				
6- 2	0- 0	0- 0	HOME	0- 1	0- 0	6- 1				
0- 3	0- 0	0- 0	AWAY	0- 1	0- 0	0- 2				
1- 2	0- 1	0- 0	NEUTRAL	0- 1	0- 0	1- 0				
7- 10	0- 0	0- 0	CONFERENCE	1- 5	0- 0	6- 5				
6- 3	0- 0	0- 0	HOME	1- 3	0- 0	5- 0				
1- 7	0- 0	0- 0	AWAY	0- 2	0- 0	1- 5				
0- 0	0- 0	0- 0	NEUTRAL	0- 0	0- 0	0- 0				

RPI 1-25				RPI 26-50				RPI 51-100				RPI 101+				Team's RPI: 248	
RPI	S	Opponent	Score	RPI	S	Opponent	Score	RPI	S	Opponent	Score	RPI	S	Opponent	Score		
22	N	Oklahoma	57 89					60	A	Bowling Green	49 61	162	A	Central Mich.	53 67		
								60	H	Bowling Green	60 56	168	H	Marshall	68 56		
								65	H	Eastern Mich.	53 63	171	H	George Mason	75 59		
								76	H	Toledo	33 52	200	N	Xavier	80 75		
								77	A	Duquesne	60 83	202	A	Akron	65 71		
								82	H	UNC Wilmington	51 56	202	H	Akron	72 71		
								90	A	Miami (OH)	49 51	206	A	Northern Ill.	46 50		
								90	H	Miami (OH)	47 67	215	H	Niagara	50 40		
								97	N	Syracuse	70 81	230	A	Buffalo	56 61		
												230	H	Buffalo	73 64		
												246	H	Youngstown St.	47 55		
												256	H	Belmont	65 51		
												265	A	Cleveland St.	56 66		
												270	H	Ball St.	76 57		
												278	H	San Francisco	63 53		
												290	A	Western Mich.	72 59		
												295	A	Kent St.	65 68		
												295	H	Kent St.	51 45		
												295	H	Kent St.	58 40		
												297	A	Morehead St.	57 62		
												331	H	Chicago St.	65 37		
LAST 12 Division I GAMES:																	
295	H	Kent St.	58 40	270	H	Ball St.	76 57										
90	A	Miami (OH)	49 51	206	A	Northern Ill.	46 50										
230	A	Buffalo	56 61	65	H	Eastern Mich.	53 63										
60	H	Bowling Green	60 56	290	A	Western Mich.	72 59										
295	H	Kent St.	51 45	162	A	Central Mich.	53 67										
202	A	Akron	65 71	76	H	Toledo	33 52										

Non-Div I Games:

Ohio

■ Loss,
 ■ Non-Conf,
 S Site,
 ■ Home
 ■ Away
 N Neutral

Average RPI Win: 130		WON-LOST	WINNING	LAST 12	STRENGTH OF		OPP. STRENGTH	TEAM	ADJ.	CONF.	ADJ CONF.
Average RPI Loss: 60		RECORD	PCT. RANK	GAMES	SCHEDULE		OF SCHEDULE	RPI	RPI	RPI	RPI
DIV. I ONLY		25- 6	20	7- 5	97		33	27	27	5	5
DIV. I NON-CONF.		13- 0	1	0- 0	136		46	13	13	4	4
<hr/>											
TOTALS	RPI 1-25	RPI 26-50		W-L RECORDS		RPI 51-100	RPI 101-150		RPI 150+		
25- 6	3- 1	5- 3		OVERALL		3- 0	5- 2		9- 0		
19- 0	2- 0	3- 0		HOME		2- 0	5- 0		7- 0		
5- 5	1- 1	1- 2		AWAY		1- 0	0- 2		2- 0		
1- 1	0- 0	1- 1		NEUTRAL		0- 0	0- 0		0- 0		
<hr/>											
13- 0	2- 0	2- 0		NON-CONFERENCE		2- 0	2- 0		5- 0		
11- 0	1- 0	1- 0		HOME		2- 0	2- 0		5- 0		
2- 0	1- 0	1- 0		AWAY		0- 0	0- 0		0- 0		
0- 0	0- 0	0- 0		NEUTRAL		0- 0	0- 0		0- 0		
<hr/>											
12- 6	1- 1	3- 3		CONFERENCE		1- 0	3- 2		4- 0		
8- 0	1- 0	2- 0		HOME		0- 0	3- 0		2- 0		
3- 5	0- 1	0- 2		AWAY		1- 0	0- 2		2- 0		
1- 1	0- 0	1- 1		NEUTRAL		0- 0	0- 0		0- 0		

RPI S	Opponent	Score	RPI S	Opponent	Score	Team's RPI: 27	RPI S	Opponent	Score	RPI S	Opponent	Score
16	H Purdue	80 71	31	A California	77 75		61	H Howard	73 50	112	A Illinois	65 66
20	H LSU	77 68	32	A Nebraska	57 71		62	A Michigan St.	64 56	112	H Illinois	96 84
21	A Penn St.	66 84	32	H Nebraska	82 68		99	H Florida St.	78 75	117	H Northwestern	82 72
22	A Oklahoma	69 63	32	N Nebraska	62 77					121	A Minnesota	65 76
			40	H Iowa	84 71					121	H Minnesota	81 56
			44	A Michigan	62 73					126	H Washington St.	79 57
			44	N Michigan	57 48					140	H Charlotte	88 58
			46	H Temple	70 66					167	A Wisconsin	77 61
LAST 12 Division I GAMES:												
			32	N Nebraska	62 77		16	H Purdue	80 71			
			44	N Michigan	57 48		112	A Illinois	65 66			
			32	A Nebraska	57 71		167	H Wisconsin	72 58			
			121	H Minnesota	81 56		121	A Minnesota	65 76			
			21	A Penn St.	66 84		214	A Indiana	73 55			
			214	H Indiana	75 54		112	H Illinois	96 84			

Non-Div I Games:

Ohio St.

Average RPI Win:	117	WON-LOST	WINNING	LAST 12	STRENGTH OF	OPP. STRENGTH	TEAM	ADJ.	CONF.	ADJ CONF.
Average RPI Loss:	29	RECORD	PCT. RANK	GAMES	SCHEDULE	OF SCHEDULE	RPI	RPI	RPI	RPI
DIV. I ONLY	19- 11	92	7- 5	9	10	22	22	1	1	
DIV. I NON-CONF.	8- 4	88	0- 1	47	98	64	64	1	1	
TOTALS	RPI 1-25	RPI 26-50	W-L RECORDS	RPI 51-100	RPI 101-150	RPI 150+				
19- 11	3- 4	3- 5	OVERALL	4- 2	3- 0	6- 0				
10- 4	2- 2	2- 2	HOME	2- 0	1- 0	3- 0				
5- 7	1- 2	1- 3	AWAY	1- 2	1- 0	1- 0				
4- 0	0- 0	0- 0	NEUTRAL	1- 0	1- 0	2- 0				
8- 4	0- 1	0- 2	NON-CONFERENCE	1- 1	1- 0	6- 0				
3- 2	0- 1	0- 1	HOME	0- 0	0- 0	3- 0				
1- 2	0- 0	0- 1	AWAY	0- 1	0- 0	1- 0				
4- 0	0- 0	0- 0	NEUTRAL	1- 0	1- 0	2- 0				
11- 7	3- 3	3- 3	CONFERENCE	3- 1	2- 0	0- 0				
7- 2	2- 1	2- 1	HOME	2- 0	1- 0	0- 0				
4- 5	1- 2	1- 2	AWAY	1- 1	1- 0	0- 0				
0- 0	0- 0	0- 0	NEUTRAL	0- 0	0- 0	0- 0				

RPI	S	Opponent	Score	RPI	S	Opponent	Score	RPI	S	Opponent	Score	RPI	S	Opponent	Score
1	A	Baylor	54 81	27	H	Ohio St.	63 69	52	A	Oklahoma St.	63 66	107	N	Liberty	76 45
1	H	Baylor	58 89	28	A	Vanderbilt	66 78	52	H	Oklahoma St.	80 71	115	A	Missouri	62 59
5	H	Connecticut	55 73	42	A	Iowa St.	71 77	63	A	Fresno St.	66 69	115	H	Missouri	64 60
8	A	Texas A&M	58 75	42	H	Iowa St.	80 51	69	A	Texas Tech	71 62	175	H	TCU	82 54
8	H	Texas A&M	64 55	45	A	Texas	62 87	69	H	Texas Tech	71 68	200	N	Xavier	73 51
19	A	Kansas St.	65 57	45	H	Texas	73 67	97	N	Syracuse	82 63	238	H	Milwaukee	72 50
19	H	Kansas St.	68 62	47	A	Kansas	74 68					244	H	Sacramento St.	117 55
				47	H	Kansas	77 83					248	N	Ohio	89 57
												305	A	New Mexico	58 56
LAST 12 Division I GAMES:															
47	H	Kansas	77 83	5	H	Connecticut	55 73								
69	A	Texas Tech	71 62	115	H	Missouri	64 60								
45	A	Texas	62 87	1	A	Baylor	54 81								
8	H	Texas A&M	64 55	52	H	Oklahoma St.	80 71								
42	A	Iowa St.	71 77	47	A	Kansas	74 68								
19	H	Kansas St.	68 62	115	A	Missouri	62 59								

Non-Div I Games:

Oklahoma

■ Loss,
 ■ Non-Conf,
 S Site,
 ■ Home
 ■ Away
 N Neutral

Average RPI Win:	128	WON-LOST	WINNING	LAST 12	STRENGTH OF	OPP. STRENGTH	TEAM	ADJ.	CONF.	ADJ CONF.
Average RPI Loss:	35	RECORD	PCT. RANK	GAMES	SCHEDULE	OF SCHEDULE	RPI	RPI	RPI	RPI
DIV. I ONLY	16- 11	120	5- 7	28	6	52	52	1	1	
DIV. I NON-CONF.	8- 1	18	0- 0	256	208	78	78	1	1	
TOTALS	RPI 1-25	RPI 26-50	W-L RECORDS	RPI 51-100	RPI 101-150	RPI 150+				
16- 11	2- 6	3- 3	OVERALL	2- 1	4- 1	5- 0				
12- 3	2- 2	2- 1	HOME	2- 0	2- 0	4- 0				
3- 7	0- 4	1- 2	AWAY	0- 1	1- 0	1- 0				
1- 1	0- 0	0- 0	NEUTRAL	0- 0	1- 1	0- 0				
8- 1	0- 0	0- 0	NON-CONFERENCE	1- 0	2- 1	5- 0				
6- 0	0- 0	0- 0	HOME	1- 0	1- 0	4- 0				
1- 0	0- 0	0- 0	AWAY	0- 0	0- 0	1- 0				
1- 1	0- 0	0- 0	NEUTRAL	0- 0	1- 1	0- 0				
8- 10	2- 6	3- 3	CONFERENCE	1- 1	2- 0	0- 0				
6- 3	2- 2	2- 1	HOME	1- 0	1- 0	0- 0				
2- 7	0- 4	1- 2	AWAY	0- 1	1- 0	0- 0				
0- 0	0- 0	0- 0	NEUTRAL	0- 0	0- 0	0- 0				

RPI	S	Opponent	Score	RPI	S	Opponent	Score	RPI	S	Opponent	Score	RPI	S	Opponent	Score
1	A	Baylor	44 71	42	A	Iowa St.	52 73	53	H	Missouri St.	80 57	110	N	LIU Brooklyn	63 64
1	H	Baylor	52 83	42	H	Iowa St.	71 63	69	A	Texas Tech	53 58	115	A	Missouri	62 58
8	A	Texas A&M	49 63	45	A	Texas	53 69	69	H	Texas Tech	53 49	115	H	Missouri	68 47
8	H	Texas A&M	57 53	45	H	Texas	70 51					133	H	Coppin St.	59 35
19	A	Kansas St.	50 53	47	A	Kansas	66 63					143	N	Mississippi St.	78 71
19	H	Kansas St.	56 67	47	H	Kansas	60 65					172	H	Rice	96 60
22	A	Oklahoma	71 80									214	A	Indiana	83 72
22	H	Oklahoma	66 63									268	H	Tex.-Pan American	74 35
												273	H	Alcorn St.	69 36
												334	H	Ark.-Pine Bluff	98 35
LAST 12 Division I GAMES:															
115	H	Missouri	68 47	45	A	Texas	53 69								
47	A	Kansas	66 63	69	H	Texas Tech	53 49								
42	H	Iowa St.	71 63	22	A	Oklahoma	71 80								
19	A	Kansas St.	50 53	42	A	Iowa St.	52 73								
8	A	Texas A&M	49 63	19	H	Kansas St.	56 67								
1	H	Baylor	52 83	8	H	Texas A&M	57 53								

Non-Div I Games:

Oklahoma St.

Average RPI Win:	180	WON-LOST	WINNING	LAST 12	STRENGTH OF	OPP. STRENGTH	TEAM	ADJ.	CONF.	ADJ CONF.
Average RPI Loss:	110	RECORD	PCT. RANK	GAMES	SCHEDULE	OF SCHEDULE	RPI	RPI	RPI	RPI
DIV. I ONLY	10- 20	262	4- 8	104	76	196	196	7	7	
DIV. I NON-CONF.	3- 9	275	0- 0	140	35	264	264	7	7	
TOTALS	RPI 1-25	RPI 26-50	W-L RECORDS	RPI 51-100	RPI 101-150	RPI 150+				
10- 20	0- 4	0- 3	OVERALL	3- 3	0- 2	7- 8				
5- 9	0- 0	0- 2	HOME	1- 3	0- 1	4- 3				
4- 9	0- 4	0- 1	AWAY	2- 0	0- 1	2- 3				
1- 2	0- 0	0- 0	NEUTRAL	0- 0	0- 0	1- 2				
3- 9	0- 3	0- 1	NON-CONFERENCE	0- 0	0- 0	3- 5				
2- 3	0- 0	0- 1	HOME	0- 0	0- 0	2- 2				
0- 4	0- 3	0- 0	AWAY	0- 0	0- 0	0- 1				
1- 2	0- 0	0- 0	NEUTRAL	0- 0	0- 0	1- 2				
7- 11	0- 1	0- 2	CONFERENCE	3- 3	0- 2	4- 3				
3- 6	0- 0	0- 1	HOME	1- 3	0- 1	2- 1				
4- 5	0- 1	0- 1	AWAY	2- 0	0- 1	2- 2				
0- 0	0- 0	0- 0	NEUTRAL	0- 0	0- 0	0- 0				

RPI 1-25				RPI 26-50				RPI 51-100				RPI 101+ Team's RPI: 196			
RPI	S	Opponent	Score	RPI	S	Opponent	Score	RPI	S	Opponent	Score	RPI	S	Opponent	Score
2	A	Stanford	48 97	33	A	James Madison	44 63	57	A	Hofstra	81 79	106	A	VCU	72 76
4	A	Tennessee	37 90	33	H	James Madison	55 57	57	H	Hofstra	68 81	106	H	VCU	56 67
7	A	Delaware	63 76	49	H	Richmond	63 78	79	H	Drexel	45 53	171	A	George Mason	69 85
14	A	Georgia Tech	56 87					82	A	UNC Wilmington	59 57	171	H	George Mason	71 68
								82	H	UNC Wilmington	54 76	178	N	Alabama	77 76
								96	H	Towson	65 50	179	N	Seton Hall	49 60
												190	A	Northeastern	73 70
												190	H	Northeastern	66 78
												194	N	Louisiana Tech	71 84
												216	H	Md.-East. Shore	59 63
												219	A	William & Mary	80 83
												220	H	Virginia Tech	65 77
												240	A	George Washington	52 58
												243	A	Georgia St.	71 60
												243	H	Georgia St.	68 59
												261	H	N.C. A&T	71 58
												281	H	Wofford	70 58
LAST 12 Division I GAMES:															
				96	H	Towson	65 50	7	A	Delaware	63 76				
				33	A	James Madison	44 63	57	A	Hofstra	81 79				
				190	H	Northeastern	66 78	33	H	James Madison	55 57				
				106	H	VCU	56 67	171	H	George Mason	71 68				
				79	H	Drexel	45 53	219	A	William & Mary	80 83				
				82	A	UNC Wilmington	59 57	82	H	UNC Wilmington	54 76				

Non-Div I Games:

Old Dominion

■ Loss,
 ■ Non-Conf,
 ■ S Site,
 ■ H Home
 ■ A Away
 N Neutral

Average RPI Win:	246	WON-LOST	WINNING	LAST 12	STRENGTH OF	OPP. STRENGTH	TEAM	ADJ.	CONF.	ADJ CONF.
Average RPI Loss:	73	RECORD	PCT. RANK	GAMES	SCHEDULE	OF SCHEDULE	RPI	RPI	RPI	RPI
DIV. I ONLY	12- 18	226	0- 12	124	79	188	188	2	2	
DIV. I NON-CONF.	10- 3	49	0- 0	315	331	154	154	3	3	
TOTALS	RPI 1-25	RPI 26-50	W-L RECORDS	RPI 51-100	RPI 101-150	RPI 150+				
12- 18	0- 6	1- 5	OVERALL	0- 0	0- 4	11- 3				
8- 8	0- 3	1- 1	HOME	0- 0	0- 2	7- 2				
4- 9	0- 3	0- 3	AWAY	0- 0	0- 2	4- 1				
0- 1	0- 0	0- 1	NEUTRAL	0- 0	0- 0	0- 0				
10- 3	0- 1	0- 0	NON-CONFERENCE	0- 0	0- 0	10- 2				
7- 1	0- 0	0- 0	HOME	0- 0	0- 0	7- 1				
3- 2	0- 1	0- 0	AWAY	0- 0	0- 0	3- 1				
0- 0	0- 0	0- 0	NEUTRAL	0- 0	0- 0	0- 0				
2- 15	0- 5	1- 5	CONFERENCE	0- 0	0- 4	1- 1				
1- 7	0- 3	1- 1	HOME	0- 0	0- 2	0- 1				
1- 7	0- 2	0- 3	AWAY	0- 0	0- 2	1- 0				
0- 1	0- 0	0- 1	NEUTRAL	0- 0	0- 0	0- 0				

RPI S	Opponent	Score	RPI S	Opponent	Score	RPI S	Opponent	Score	RPI S	Opponent	Score	Team's RPI: 188
4	H Tennessee	56 66	28	A Vanderbilt	52 68				119	A Auburn	43 46	
9	A Kentucky	41 82	34	A South Carolina	43 61				119	H Auburn	54 67	
12	A Miami (FL)	48 76	35	H Arkansas	60 54				143	A Mississippi St.	50 53	
20	H LSU	44 83	35	N Arkansas	47 67				143	H Mississippi St.	46 51	
24	A Georgia	52 87	41	A Florida	55 84				162	H Central Mich.	75 78	
24	H Georgia	47 61	41	H Florida	55 59				170	A Lamar	58 67	
									173	H South Ala.	54 45	
									178	A Alabama	69 55	
									178	H Alabama	47 52	
									208	H Grambling	78 53	
									255	A Massachusetts	72 67	
									265	H Cleveland St.	74 63	
									272	H North Florida	68 59	
									287	H Southeastern La.	72 52	
									292	H Murray St.	64 59	
									323	A Southeast Mo. St.	51 43	
									332	A Lipscomb	72 57	
									334	H Ark.-Pine Bluff	83 52	
LAST 12 Division I GAMES:												
35	N Arkansas	47 67	41	A Florida	55 84							
119	A Auburn	43 46	9	A Kentucky	41 82							
24	A Georgia	52 87	119	H Auburn	54 67							
4	H Tennessee	56 66	34	A South Carolina	43 61							
143	A Mississippi St.	50 53	24	H Georgia	47 61							
178	H Alabama	47 52	143	H Mississippi St.	46 51							

Non-Div I Games:

Ole Miss

■ Loss,
 ■ Non-Conf,
 ■ S Site,
 ■ H Home
 ■ A Away
 N Neutral

Oral Roberts

Through Games Of Sunday, March 4, 2012

Average RPI Win: 220	WON-LOST	WINNING	LAST 12	STRENGTH OF	OPP. STRENGTH	TEAM	ADJ.	CONF.	ADJ CONF.
Average RPI Loss: 129	RECORD	PCT. RANK	GAMES	SCHEDULE	OF SCHEDULE	RPI	RPI	RPI	RPI
DIV. I ONLY	19- 10	81	9- 3	229	146	113	113	19	19
DIV. I NON-CONF.	5- 5	160	0- 0	138	72	132	132	11	11
TOTALS	RPI 1-25	RPI 26-50	W-L RECORDS	RPI 51-100	RPI 101-150	RPI 150+			
19- 10	0- 0	0- 2	OVERALL	2- 3	2- 1	15- 4			
10- 3	0- 0	0- 0	HOME	1- 2	2- 0	7- 1			
9- 6	0- 0	0- 2	AWAY	1- 1	0- 1	8- 2			
0- 1	0- 0	0- 0	NEUTRAL	0- 0	0- 0	0- 1			
5- 5	0- 0	0- 2	NON-CONFERENCE	0- 1	1- 0	4- 2			
2- 2	0- 0	0- 0	HOME	0- 1	1- 0	1- 1			
3- 3	0- 0	0- 2	AWAY	0- 0	0- 0	3- 1			
0- 0	0- 0	0- 0	NEUTRAL	0- 0	0- 0	0- 0			
14- 5	0- 0	0- 0	CONFERENCE	2- 2	1- 1	11- 2			
8- 1	0- 0	0- 0	HOME	1- 1	1- 0	6- 0			
6- 3	0- 0	0- 0	AWAY	1- 1	0- 1	5- 1			
0- 1	0- 0	0- 0	NEUTRAL	0- 0	0- 0	0- 1			

RPI S	Opponent	Score	RPI S	Opponent	Score	RPI S	Opponent	Score	RPI S	Opponent	Score	Team's RPI: 113
35	A Arkansas	37 65	47	A Kansas	68 85	53	H Missouri St.	79 85	111	H UALR	78 63	
						64	A South Dakota St.	51 70	148	A UMKC	79 92	
						64	H South Dakota St.	71 65	148	H UMKC	83 70	
						87	A South Dakota	66 53	160	A Tulsa	57 65	
						87	H South Dakota	57 60	167	A Wisconsin	80 63	
									194	H Louisiana Tech	92 71	
									204	A North Texas	70 60	
									208	H Grambling	80 89	
									234	A Western Ill.	78 66	
									234	H Western Ill.	84 69	
									234 N	Western Ill.	71 83	
									235	A Oakland	77 51	
									235	H Oakland	62 53	
									253	A North Dakota St.	84 75	
									253	H North Dakota St.	92 66	
									254	A IUPUI	48 72	
									254	H IUPUI	67 55	
									283	A IPFW	62 61	
									283	H IPFW	102 62	
									308	A Southern Utah	54 47	
									308	H Southern Utah	109 59	
									318	A Houston	76 60	
LAST 12 Division I GAMES:												
234 N	Western Ill.	71 83	64	A South Dakota St.	51 70							
308	A Southern Utah	54 47	253	A North Dakota St.	84 75							
235	A Oakland	77 51	87	H South Dakota	57 60							
283	A IPFW	62 61	148	H UMKC	83 70							
254	H IUPUI	67 55	283	H IPFW	102 62							
234	H Western Ill.	84 69	235	H Oakland	62 53							

Non-Div I Games: Drury 80 53

Oral Roberts

Loss, Non-Conf, S Site, H Home A Away N Neutral

Oregon

Through Games Of Sunday, March 4, 2012

Average RPI Win:	157	WON-LOST	WINNING	LAST 12	STRENGTH OF	OPP. STRENGTH	TEAM	ADJ.	CONF.	ADJ CONF.
Average RPI Loss:	79	RECORD	PCT. RANK	GAMES	SCHEDULE	OF SCHEDULE	RPI	RPI	RPI	RPI
DIV. I ONLY	15- 15	165	5- 7	61	70	123	123	4	4	
DIV. I NON-CONF.	8- 4	88	0- 0	202	207	144	144	5	5	
TOTALS	RPI 1-25	RPI 26-50	W-L RECORDS	RPI 51-100	RPI 101-150	RPI 150+				
15- 15	0- 2	0- 4	OVERALL	2- 5	6- 3	7- 1				
12- 6	0- 1	0- 2	HOME	1- 2	4- 1	7- 0				
3- 9	0- 1	0- 2	AWAY	1- 3	2- 2	0- 1				
0- 0	0- 0	0- 0	NEUTRAL	0- 0	0- 0	0- 0				
8- 4	0- 0	0- 1	NON-CONFERENCE	0- 1	2- 1	6- 1				
8- 1	0- 0	0- 1	HOME	0- 0	2- 0	6- 0				
0- 3	0- 0	0- 0	AWAY	0- 1	0- 1	0- 1				
0- 0	0- 0	0- 0	NEUTRAL	0- 0	0- 0	0- 0				
7- 11	0- 2	0- 3	CONFERENCE	2- 4	4- 2	1- 0				
4- 5	0- 1	0- 1	HOME	1- 2	2- 1	1- 0				
3- 6	0- 1	0- 2	AWAY	1- 2	2- 1	0- 0				
0- 0	0- 0	0- 0	NEUTRAL	0- 0	0- 0	0- 0				

RPI	S	Opponent	Score	RPI	S	Opponent	Score	RPI	S	Opponent	Score	RPI	S	Opponent	Score	Team's RPI: 123
2	A	Stanford	70 93	30	A	Southern California	73 92	56	A	UCLA	83 62	102	A	Utah	47 65	
2	H	Stanford	46 81	31	A	California	67 90	63	A	Fresno St.	71 81	102	H	Utah	72 67	
				31	H	California	71 83	67	H	Arizona St.	49 53	112	H	Illinois	77 74	
				50	H	St. Mary's (CA)	62 72	70	A	Oregon St.	60 67	118	A	Colorado	64 62	
								70	H	Oregon St.	53 68	118	H	Colorado	67 62	
								98	A	Washington	69 72	126	A	Washington St.	67 62	
								98	H	Washington	88 86	126	H	Washington St.	47 75	
												131	A	Denver	65 89	
												150	H	Cal Poly	102 93	
												163	H	Cal St. Northridge	79 75	
												164	H	Arizona	87 73	
												181	H	Portland	88 78	
												184	H	Portland St.	75 71	
												222	H	UC Irvine	89 77	
												227	H	Nicholls St.	95 76	
												312	A	Nevada	74 76	
												333	H	Weber St.	88 73	
LAST 12 Division I GAMES:																
102	A	Utah	47 65	98	A	Washington	69 72									
118	A	Colorado	64 62	118	H	Colorado	67 62									
70	H	Oregon St.	53 68	102	H	Utah	72 67									
2	H	Stanford	46 81	70	A	Oregon St.	60 67									
31	H	California	71 83	56	A	UCLA	83 62									
126	A	Washington St.	67 62	30	A	Southern California	73 92									

Non-Div I Games:

Oregon

■ Loss,
 ■ Non-Conf, S Site,
 ■ Home
 ■ Away
 N Neutral

Average RPI Win: 141		WON-LOST	WINNING	LAST 12	STRENGTH OF	OPP. STRENGTH	TEAM	ADJ.	CONF.	ADJ CONF.
Average RPI Loss: 81		RECORD	PCT. RANK	GAMES	SCHEDULE	OF SCHEDULE	RPI	RPI	RPI	RPI
DIV. I ONLY		16- 11	120	7- 5	53	57	70	70	4	4
DIV. I NON-CONF.		7- 2	47	0- 0	198	193	89	89	5	5
TOTALS	RPI 1-25	RPI 26-50		W-L RECORDS		RPI 51-100	RPI 101-150	RPI 150+		
16- 11	0- 2	1- 3		OVERALL		3- 1	7- 3	5- 2		
8- 5	0- 1	0- 2		HOME		2- 0	4- 1	2- 1		
8- 5	0- 1	1- 1		AWAY		1- 1	3- 2	3- 0		
0- 1	0- 0	0- 0		NEUTRAL		0- 0	0- 0	0- 1		
7- 2	0- 0	0- 1		NON-CONFERENCE		0- 0	2- 0	5- 1		
3- 1	0- 0	0- 1		HOME		0- 0	1- 0	2- 0		
4- 0	0- 0	0- 0		AWAY		0- 0	1- 0	3- 0		
0- 1	0- 0	0- 0		NEUTRAL		0- 0	0- 0	0- 1		
9- 9	0- 2	1- 2		CONFERENCE		3- 1	5- 3	0- 1		
5- 4	0- 1	0- 1		HOME		2- 0	3- 1	0- 1		
4- 5	0- 1	1- 1		AWAY		1- 1	2- 2	0- 0		
0- 0	0- 0	0- 0		NEUTRAL		0- 0	0- 0	0- 0		

RPI 1-25				RPI 26-50				RPI 51-100				Team's RPI: 70		RPI 101+			
RPI	S	Opponent	Score	RPI	S	Opponent	Score	RPI	S	Opponent	Score		RPI	S	Opponent	Score	
2	A	Stanford	60 67	30	A	Southern California	65 61	56	A	UCLA	60 69		102	A	Utah	56 63	
2	H	Stanford	45 78	31	A	California	56 73	67	H	Arizona St.	56 51		102	H	Utah	62 49	
				31	H	California	68 75	98	A	Washington	78 73		118	A	Colorado	57 67	
				50	H	St. Mary's (CA)	61 81	98	H	Washington	60 55		118	H	Colorado	65 45	
													123	A	Oregon	68 53	
													123	H	Oregon	67 60	
													126	A	Washington St.	51 39	
													126	H	Washington St.	54 61	
													141	A	Pepperdine	63 52	
													145	H	Montana St.	83 53	
													152	A	Eastern Wash.	74 60	
													163	H	Cal St. Northridge	83 63	
													164	H	Arizona	56 58	
													172	A	Rice	63 57	
													204	N	North Texas	53 60	
													289	A	CSU Bakersfield	85 62	
													308	H	Southern Utah	90 40	
LAST 12 Division I GAMES:																	
				118	A	Colorado	57 67	126	A	Washington St.	51 39						
				102	A	Utah	56 63	102	H	Utah	62 49						
				123	A	Oregon	68 53	118	H	Colorado	65 45						
				31	H	California	68 75	123	H	Oregon	67 60						
				2	H	Stanford	45 78	30	A	Southern California	65 61						
				98	A	Washington	78 73	56	A	UCLA	60 69						

Non-Div I Games:	Corban	79	47	Western Ore.	96	32
------------------	--------	----	----	--------------	----	----

Oregon St.

Loss, Non-Conf, S Site, H Home A Away N Neutral

Average RPI Win:	232	WON-LOST	WINNING	LAST 12	STRENGTH OF	OPP. STRENGTH	TEAM	ADJ.	CONF.	ADJ CONF.
Average RPI Loss:	116	RECORD	PCT. RANK	GAMES	SCHEDULE	OF SCHEDULE	RPI	RPI	RPI	RPI
DIV. I ONLY	16- 12	131	7- 5	129	214	134	134	21	21	
DIV. I NON-CONF.	7- 5	122	1- 0	36	117	73	73	19	19	
TOTALS	RPI 1-25	RPI 26-50	W-L RECORDS	RPI 51-100	RPI 101-150	RPI 150+				
16- 12	0- 1	1- 1	OVERALL	0- 3	1- 4	14- 3				
10- 4	0- 0	1- 1	HOME	0- 0	1- 2	8- 1				
6- 8	0- 1	0- 0	AWAY	0- 3	0- 2	6- 2				
0- 0	0- 0	0- 0	NEUTRAL	0- 0	0- 0	0- 0				
7- 5	0- 1	1- 1	NON-CONFERENCE	0- 3	1- 0	5- 0				
5- 1	0- 0	1- 1	HOME	0- 0	1- 0	3- 0				
2- 4	0- 1	0- 0	AWAY	0- 3	0- 0	2- 0				
0- 0	0- 0	0- 0	NEUTRAL	0- 0	0- 0	0- 0				
9- 7	0- 0	0- 0	CONFERENCE	0- 0	0- 4	9- 3				
5- 3	0- 0	0- 0	HOME	0- 0	0- 2	5- 1				
4- 4	0- 0	0- 0	AWAY	0- 0	0- 2	4- 2				
0- 0	0- 0	0- 0	NEUTRAL	0- 0	0- 0	0- 0				

RPI 1-25				RPI 26-50				RPI 51-100				RPI 101+ Team's RPI: 134			
RPI	S	Opponent	Score	RPI	S	Opponent	Score	RPI	S	Opponent	Score	RPI	S	Opponent	Score
5	A	Connecticut	53 112	41	H	Florida	78 73	63	A	Fresno St.	52 61	129	A	UC Davis	51 59
				50	H	St. Mary's (CA)	67 68	74	A	San Diego	57 77	129	H	UC Davis	61 65
								94	A	Fairfield	47 56	138	H	Seattle	81 79
												150	A	Cal Poly	64 74
												150	H	Cal Poly	66 88
												152	H	Eastern Wash.	69 60
												163	A	Cal St. Northridge	56 63
												163	H	Cal St. Northridge	68 72
												165	H	SIU Edwardsville	78 68
												189	A	UC Santa Barbara	52 48
												189	H	UC Santa Barbara	60 40
												222	A	UC Irvine	75 77
												222	H	UC Irvine	87 63
												258	A	Long Beach St.	73 68
												258	H	Long Beach St.	93 56
												284	A	Cal St. Fullerton	69 64
												284	H	Cal St. Fullerton	72 67
												289	A	CSU Bakersfield	96 73
												310	A	UC Riverside	80 59
												310	H	UC Riverside	63 46
												311	H	Air Force	95 59
												312	A	Nevada	75 70
LAST 12 Division I GAMES:															
150	H	Cal Poly	66 88	310	H	UC Riverside	63 46								
189	H	UC Santa Barbara	60 40	284	A	Cal St. Fullerton	69 64								
258	A	Long Beach St.	73 68	189	A	UC Santa Barbara	52 48								
129	H	UC Davis	61 65	150	A	Cal Poly	64 74								
163	A	Cal St. Northridge	56 63	129	A	UC Davis	51 59								
222	H	UC Irvine	87 63	138	H	Seattle	81 79								

Non-Div I Games:

Pacific

■ Loss,
 ■ Non-Conf,
 S Site,
 ■ Home
 ■ Away
 N Neutral

Average RPI Win:	262	WON-LOST	WINNING	LAST 12	STRENGTH OF	OPP. STRENGTH	TEAM	ADJ.	CONF.	ADJ CONF.
Average RPI Loss:	134	RECORD	PCT. RANK	GAMES	SCHEDULE	OF SCHEDULE	RPI	RPI	RPI	RPI
DIV. I ONLY	13- 14	179	6- 6	258	185	209	209	20	20	
DIV. I NON-CONF.	7- 7	160	0- 0	187	157	164	164	18	18	
TOTALS	RPI 1-25	RPI 26-50	W-L RECORDS	RPI 51-100	RPI 101-150	RPI 150+				
13- 14	0- 1	0- 3	OVERALL	1- 2	0- 3	12- 5				
7- 6	0- 0	0- 1	HOME	1- 0	0- 1	6- 4				
5- 8	0- 1	0- 2	AWAY	0- 2	0- 2	5- 1				
1- 0	0- 0	0- 0	NEUTRAL	0- 0	0- 0	1- 0				
7- 7	0- 1	0- 2	NON-CONFERENCE	1- 2	0- 1	6- 1				
5- 1	0- 0	0- 0	HOME	1- 0	0- 0	4- 1				
1- 6	0- 1	0- 2	AWAY	0- 2	0- 1	1- 0				
1- 0	0- 0	0- 0	NEUTRAL	0- 0	0- 0	1- 0				
6- 7	0- 0	0- 1	CONFERENCE	0- 0	0- 2	6- 4				
2- 5	0- 0	0- 1	HOME	0- 0	0- 1	2- 3				
4- 2	0- 0	0- 0	AWAY	0- 0	0- 1	4- 1				
0- 0	0- 0	0- 0	NEUTRAL	0- 0	0- 0	0- 0				

RPI 1-25				RPI 26-50				RPI 51-100				RPI 101+ Team's RPI: 209			
RPI	S	Opponent	Score	RPI	S	Opponent	Score	RPI	S	Opponent	Score	RPI	S	Opponent	Score
3	A	Notre Dame	38 69	26	H	Princeton	48 83	55	A	Saint Joseph's	34 42	132	A	Harvard	52 66
				39	A	Villanova	30 52	79	H	Drexel	67 65	132	H	Harvard	53 57
				46	A	Temple	47 72	95	A	San Diego St.	37 51	137	A	La Salle	47 58
												151	A	Yale	61 58
												151	H	Yale	60 72
												215	A	Niagara	55 41
												221	A	Brown	72 66
												221	H	Brown	55 59
												257	A	Cornell	42 45
												257	H	Cornell	53 67
												262	H	Army	70 60
												285	H	Rider	66 57
												288	A	Dartmouth	73 63
												288	H	Dartmouth	63 49
												300	H	Lafayette	49 39
												309	N	UNC Greensboro	47 36
												324	H	NJIT	48 52
												326	H	St. Francis (NY)	70 61
												338	A	Columbia	61 41
												338	H	Columbia	75 50
LAST 12 Division I GAMES:															
				151	A	Yale	61 58	288	A	Dartmouth	73 63				
				221	A	Brown	72 66	132	A	Harvard	52 66				
				132	H	Harvard	53 57	221	H	Brown	55 59				
				288	H	Dartmouth	63 49	151	H	Yale	60 72				
				338	A	Columbia	61 41	257	H	Cornell	53 67				
				257	A	Cornell	42 45	338	H	Columbia	75 50				

Non-Div I Games:

Penn

■ Loss,
 ■ Non-Conf,
 ■ S Site,
 ■ H Home
 ■ A Away
 N Neutral

Average RPI Win:	129	WON-LOST	WINNING	LAST 12	STRENGTH OF	OPP. STRENGTH	TEAM	ADJ.	CONF.	ADJ CONF.
Average RPI Loss:	41	RECORD	PCT. RANK	GAMES	SCHEDULE	OF SCHEDULE	RPI	RPI	RPI	RPI
DIV. I ONLY	24- 6	21	10- 2	66	34	21	21	5	5	
DIV. I NON-CONF.	10- 2	33	0- 0	170	44	36	36	4	4	
TOTALS	RPI 1-25	RPI 26-50	W-L RECORDS	RPI 51-100	RPI 101-150	RPI 150+				
24- 6	1- 2	8- 1	OVERALL	1- 3	6- 0	8- 0				
12- 2	0- 0	4- 1	HOME	1- 1	2- 0	5- 0				
10- 3	1- 1	3- 0	AWAY	0- 2	3- 0	3- 0				
2- 1	0- 1	1- 0	NEUTRAL	0- 0	1- 0	0- 0				
10- 2	0- 1	3- 0	NON-CONFERENCE	1- 1	1- 0	5- 0				
6- 0	0- 0	1- 0	HOME	1- 0	1- 0	3- 0				
3- 2	0- 1	1- 0	AWAY	0- 1	0- 0	2- 0				
1- 0	0- 0	1- 0	NEUTRAL	0- 0	0- 0	0- 0				
14- 4	1- 1	5- 1	CONFERENCE	0- 2	5- 0	3- 0				
6- 2	0- 0	3- 1	HOME	0- 1	1- 0	2- 0				
7- 1	1- 0	2- 0	AWAY	0- 1	3- 0	1- 0				
1- 1	0- 1	0- 0	NEUTRAL	0- 0	1- 0	0- 0				

RPI	S	Opponent	Score	RPI	S	Opponent	Score	RPI	S	Opponent	Score	RPI	S	Opponent	Score
7	A	Delaware	71 80	27	H	Ohio St.	84 66	62	A	Michigan St.	77 83	112	A	Illinois	71 65
16	A	Purdue	74 63	32	A	Nebraska	93 73	62	H	Michigan St.	65 75	117	A	Northwestern	77 63
16	N	Purdue	66 68	32	H	Nebraska	63 71	69	A	Texas Tech	66 70	121	A	Minnesota	68 65
				34	A	South Carolina	55 50	89	H	North Carolina	103 84	121	H	Minnesota	74 51
				37	H	Middle Tenn.	65 49					121	N	Minnesota	78 74
				40	H	Iowa	68 52					126	H	Washington St.	72 60
				42	N	Iowa St.	66 59					167	A	Wisconsin	82 49
				44	A	Michigan	77 56					167	H	Wisconsin	69 54
				44	H	Michigan	78 63					214	H	Indiana	76 44
												216	H	Md.-East. Shore	76 51
												220	H	Virginia Tech	66 28
												312	A	Nevada	103 65
												330	A	Bucknell	78 54
												336	H	Wagner	103 42
LAST 12 Division I GAMES:															
		16	N	Purdue	66	68				167	H	Wisconsin	69	54	
		121	N	Minnesota	78	74				121	A	Minnesota	68	65	
		121	H	Minnesota	74	51				214	H	Indiana	76	44	
		27	H	Ohio St.	84	66				62	A	Michigan St.	77	83	
		16	A	Purdue	74	63				44	A	Michigan	77	56	
		117	A	Northwestern	77	63				40	H	Iowa	68	52	

Non-Div I Games:

Penn St.

Pepperdine

Through Games Of Sunday, March 4, 2012

Average RPI Win:	207	WON-LOST	WINNING	LAST 12	STRENGTH OF	OPP. STRENGTH	TEAM	ADJ.	CONF.	ADJ CONF.
Average RPI Loss:	92	RECORD	PCT. RANK	GAMES	SCHEDULE	OF SCHEDULE	RPI	RPI	RPI	RPI
DIV. I ONLY	14- 15	174	5- 7	92	96	141	141	8	8	
DIV. I NON-CONF.	5- 6	191	0- 0	91	139	139	139	9	9	
TOTALS	RPI 1-25	RPI 26-50	W-L RECORDS	RPI 51-100	RPI 101-150	RPI 150+				
14- 15	0- 3	1- 5	OVERALL	1- 3	1- 0	11- 4				
7- 5	0- 1	1- 2	HOME	1- 2	0- 0	5- 0				
5- 9	0- 2	0- 2	AWAY	0- 1	1- 0	4- 4				
2- 1	0- 0	0- 1	NEUTRAL	0- 0	0- 0	2- 0				
5- 6	0- 1	0- 1	NON-CONFERENCE	1- 1	1- 0	3- 3				
2- 2	0- 0	0- 1	HOME	1- 1	0- 0	1- 0				
2- 4	0- 1	0- 0	AWAY	0- 0	1- 0	1- 3				
1- 0	0- 0	0- 0	NEUTRAL	0- 0	0- 0	1- 0				
9- 9	0- 2	1- 4	CONFERENCE	0- 2	0- 0	8- 1				
5- 3	0- 1	1- 1	HOME	0- 1	0- 0	4- 0				
3- 5	0- 1	0- 2	AWAY	0- 1	0- 0	3- 1				
1- 1	0- 0	0- 1	NEUTRAL	0- 0	0- 0	1- 0				

RPI 1-25				RPI 26-50				RPI 51-100				RPI 101+ Team's RPI: 141			
RPI	S	Opponent	Score	RPI	S	Opponent	Score	RPI	S	Opponent	Score	RPI	S	Opponent	Score
4	A	Tennessee	57 89	30	H	Southern California	71 75	63	H	Fresno St.	81 78	150	A	Cal Poly	80 78
17	A	Gonzaga	40 66	43	A	BYU	56 80	70	H	Oregon St.	52 63	163	H	Cal St. Northridge	68 64
17	H	Gonzaga	50 79	43	H	BYU	61 49	74	A	San Diego	39 70	181	A	Portland	56 58
				50	A	St. Mary's (CA)	43 56	74	H	San Diego	46 56	181	H	Portland	66 63
				50	H	St. Mary's (CA)	60 63					183	A	Santa Clara	62 56
				50	N	St. Mary's (CA)	63 67					183	H	Santa Clara	67 57
												189	A	UC Santa Barbara	44 54
												241	A	Boise St.	57 68
												264	A	Loyola Marymount	68 59
												264	H	Loyola Marymount	65 61
												264	N	Loyola Marymount	56 45
												274	N	Idaho	57 48
												278	A	San Francisco	85 69
												278	H	San Francisco	77 64
												284	A	Cal St. Fullerton	51 65
												305	A	New Mexico	59 56
LAST 12 Division I GAMES:															
				50	N	St. Mary's (CA)	63 67	74	H	San Diego	46 56				
				264	N	Loyola Marymount	56 45	264	A	Loyola Marymount	68 59				
				50	H	St. Mary's (CA)	60 63	43	H	BYU	61 49				
				264	H	Loyola Marymount	65 61	74	A	San Diego	39 70				
				17	A	Gonzaga	40 66	50	A	St. Mary's (CA)	43 56				
				181	A	Portland	56 58	278	H	San Francisco	77 64				

Non-Div I Games:

Pepperdine

Loss, Non-Conf, S Site, H Home A Away N Neutral

Pittsburgh

Through Games Of Sunday, March 4, 2012

Average RPI Win:	193	WON-LOST	WINNING	LAST 12	STRENGTH OF	OPP. STRENGTH	TEAM	ADJ.	CONF.	ADJ CONF.
Average RPI Loss:	65	RECORD	PCT. RANK	GAMES	SCHEDULE	OF SCHEDULE	RPI	RPI	RPI	RPI
DIV. I ONLY	8- 22	291	0- 12	37	35	199	199	3	3	
DIV. I NON-CONF.	8- 5	107	0- 0	102	109	129	129	2	2	
TOTALS	RPI 1-25	RPI 26-50	W-L RECORDS	RPI 51-100	RPI 101-150	RPI 150+				
8- 22	0- 7	0- 4	OVERALL	1- 6	0- 3	7- 2				
6- 11	0- 4	0- 2	HOME	0- 4	0- 0	6- 1				
0- 10	0- 3	0- 2	AWAY	0- 1	0- 3	0- 1				
2- 1	0- 0	0- 0	NEUTRAL	1- 1	0- 0	1- 0				
8- 5	0- 1	0- 0	NON-CONFERENCE	1- 3	0- 0	7- 1				
6- 3	0- 0	0- 0	HOME	0- 3	0- 0	6- 0				
0- 2	0- 1	0- 0	AWAY	0- 0	0- 0	0- 1				
2- 0	0- 0	0- 0	NEUTRAL	1- 0	0- 0	1- 0				
0- 17	0- 6	0- 4	CONFERENCE	0- 3	0- 3	0- 1				
0- 8	0- 4	0- 2	HOME	0- 1	0- 0	0- 1				
0- 8	0- 2	0- 2	AWAY	0- 1	0- 3	0- 0				
0- 1	0- 0	0- 0	NEUTRAL	0- 1	0- 0	0- 0				

RPI 1-25				RPI 26-50				RPI 51-100				RPI 101+ Team's RPI: 199			
RPI	S	Opponent	Score	RPI	S	Opponent	Score	RPI	S	Opponent	Score	RPI	S	Opponent	Score
3	A	Notre Dame	44 120	29	H	Georgetown	54 82	62	N	Michigan St.	64 54	105	A	Cincinnati	57 62
5	H	Connecticut	37 86	36	A	West Virginia	42 60	77	H	Duquesne	57 70	125	A	Providence	50 66
10	A	Duke	43 92	36	H	West Virginia	43 54	79	H	Drexel	50 71	128	A	Marquette	48 72
11	H	St. John's (NY)	51 66	39	A	Villanova	62 70	80	H	Hampton	37 60	154	H	Saint Francis (PA)	78 50
13	H	Rutgers	39 63					91	A	South Fla.	50 62	155	A	High Point	75 82
18	A	DePaul	83 86					91	N	South Fla.	59 60	162	H	Central Mich.	77 70
23	H	Louisville	66 71					97	H	Syracuse	60 83	179	H	Seton Hall	39 63
												186	H	Loyola Maryland	65 59
												193	H	Mt. St. Mary's	58 45
												214	N	Indiana	77 72
												276	H	Valparaiso	65 56
												300	H	Lafayette	74 69
LAST 12 Division I GAMES:															
		91 N South Fla.	59 60			105 A Cincinnati	57 62								
		36 A West Virginia	42 60			128 A Marquette	48 72								
		179 H Seton Hall	39 63			11 H St. John's (NY)	51 66								
		5 H Connecticut	37 86			125 A Providence	50 66								
		91 A South Fla.	50 62			36 H West Virginia	43 54								
		23 H Louisville	66 71			3 A Notre Dame	44 120								

Non-Div I Games:

Pittsburgh

■ Loss,
■ Non-Conf, S Site,
■ Home
■ Away
N Neutral

Portland

Through Games Of Sunday, March 4, 2012

Average RPI Win:	206	WON-LOST	WINNING	LAST 12	STRENGTH OF	OPP. STRENGTH	TEAM	ADJ.	CONF.	ADJ CONF.
Average RPI Loss:	96	RECORD	PCT. RANK	GAMES	SCHEDULE	OF SCHEDULE	RPI	RPI	RPI	RPI
DIV. I ONLY	12- 20	245	4- 8	69	103	181	181	8	8	
DIV. I NON-CONF.	7- 7	160	0- 0	58	149	134	134	9	9	
TOTALS	RPI 1-25	RPI 26-50	W-L RECORDS	RPI 51-100	RPI 101-150	RPI 150+				
12- 20	0- 4	0- 4	OVERALL	1- 4	1- 4	10- 4				
7- 9	0- 2	0- 2	HOME	0- 1	1- 1	6- 3				
3- 9	0- 1	0- 2	AWAY	0- 2	0- 3	3- 1				
2- 2	0- 1	0- 0	NEUTRAL	1- 1	0- 0	1- 0				
7- 7	0- 2	0- 0	NON-CONFERENCE	1- 1	0- 3	6- 1				
5- 3	0- 1	0- 0	HOME	0- 0	0- 1	5- 1				
1- 3	0- 0	0- 0	AWAY	0- 1	0- 2	1- 0				
1- 1	0- 1	0- 0	NEUTRAL	1- 0	0- 0	0- 0				
5- 13	0- 2	0- 4	CONFERENCE	0- 3	1- 1	4- 3				
2- 6	0- 1	0- 2	HOME	0- 1	1- 0	1- 2				
2- 6	0- 1	0- 2	AWAY	0- 1	0- 1	2- 1				
1- 1	0- 0	0- 0	NEUTRAL	0- 1	0- 0	1- 0				

RPI	S	Opponent	Score	RPI	S	Opponent	Score	RPI	S	Opponent	Score	RPI	S	Opponent	Score	Team's RPI: 181
17	A	Gonzaga	56 77	43	A	BYU	55 76	74	A	San Diego	66 72	123	A	Oregon	78 88	
17	H	Gonzaga	65 80	43	H	BYU	53 79	74	H	San Diego	46 51	138	A	Seattle	55 69	
18	N	DePaul	64 99	50	A	St. Mary's (CA)	58 75	74	N	San Diego	60 70	141	A	Pepperdine	63 66	
23	H	Louisville	42 71	50	H	St. Mary's (CA)	71 75	95	N	San Diego St.	59 58	141	H	Pepperdine	58 56	
								98	A	Washington	49 61	145	H	Montana St.	53 66	
												152	H	Eastern Wash.	60 76	
												163	H	Cal St. Northridge	73 66	
												169	H	Montana	55 46	
												183	A	Santa Clara	63 78	
												183	H	Santa Clara	70 71	
												183	N	Santa Clara	90 76	
												184	H	Portland St.	62 54	
												222	H	UC Irvine	64 56	
												241	H	Boise St.	83 56	
												250	A	Hawaii	82 64	
												264	A	Loyola Marymount	80 63	
												264	H	Loyola Marymount	60 68	
												278	A	San Francisco	77 63	
												278	H	San Francisco	78 76	
LAST 12 Division I GAMES:																
74	N	San Diego	60 70	264	A	Loyola Marymount	80 63									
183	N	Santa Clara	90 76	50	A	St. Mary's (CA)	58 75									
74	H	San Diego	46 51	17	A	Gonzaga	56 77									
278	A	San Francisco	77 63	264	H	Loyola Marymount	60 68									
183	H	Santa Clara	70 71	43	A	BYU	55 76									
141	H	Pepperdine	58 56	74	A	San Diego	66 72									

Non-Div I Games:

Portland

■ Loss,
■ Non-Conf,
■ S Site,
■ Home
■ A Away
N Neutral

Average RPI Win: 227	WON-LOST	WINNING	LAST 12	STRENGTH OF	OPP. STRENGTH	TEAM	ADJ.	CONF.	ADJ CONF.
Average RPI Loss: 149	RECORD	PCT. RANK	GAMES	SCHEDULE	OF SCHEDULE	RPI	RPI	RPI	RPI
DIV. I ONLY	13- 14	179	4- 8	214	158	184	184	18	18
DIV. I NON-CONF.	6- 5	139	0- 1	183	155	138	138	15	15
TOTALS	RPI 1-25	RPI 26-50	W-L RECORDS	RPI 51-100	RPI 101-150	RPI 150+			
13- 14	0- 1	0- 0	OVERALL	0- 2	3- 5	10- 6			
7- 5	0- 0	0- 0	HOME	0- 1	1- 2	6- 2			
4- 9	0- 1	0- 0	AWAY	0- 1	0- 3	4- 4			
2- 0	0- 0	0- 0	NEUTRAL	0- 0	2- 0	0- 0			
6- 5	0- 1	0- 0	NON-CONFERENCE	0- 0	2- 2	4- 2			
3- 1	0- 0	0- 0	HOME	0- 0	0- 1	3- 0			
1- 4	0- 1	0- 0	AWAY	0- 0	0- 1	1- 2			
2- 0	0- 0	0- 0	NEUTRAL	0- 0	2- 0	0- 0			
7- 9	0- 0	0- 0	CONFERENCE	0- 2	1- 3	6- 4			
4- 4	0- 0	0- 0	HOME	0- 1	1- 1	3- 2			
3- 5	0- 0	0- 0	AWAY	0- 1	0- 2	3- 2			
0- 0	0- 0	0- 0	NEUTRAL	0- 0	0- 0	0- 0			

RPI 1-25				RPI 26-50				RPI 51-100				RPI 101+ Team's RPI: 184			
RPI	S	Opponent	Score	RPI	S	Opponent	Score	RPI	S	Opponent	Score	RPI	S	Opponent	Score
17	A	Gonzaga	69 99					71	A	Idaho St.	63 78	123	A	Oregon	71 75
								71	H	Idaho St.	59 70	129	N	UC Davis	68 57
												130	A	Northern Colo.	50 65
												130	H	Northern Colo.	62 61
												131	N	Denver	70 66
												138	H	Seattle	79 90
												145	A	Montana St.	50 70
												145	H	Montana St.	83 95
												152	A	Eastern Wash.	76 69
												152	H	Eastern Wash.	67 75
												169	A	Montana	56 78
												169	H	Montana	60 52
												181	A	Portland	54 62
												189	H	UC Santa Barbara	65 51
												222	H	UC Irvine	80 76
												244	A	Sacramento St.	67 71
												244	H	Sacramento St.	82 84
												250	A	Hawaii	66 78
												264	A	Loyola Marymount	70 55
												293	A	Northern Ariz.	84 74
												293	H	Northern Ariz.	73 59
												312	H	Nevada	80 73
												333	A	Weber St.	66 56
												333	H	Weber St.	76 63
LAST 12 Division I GAMES:															
130	A	Northern Colo.	50 65	138	H	Seattle	79 90	293	H	Northern Ariz.	73 59				
169	H	Montana	60 52	333	H	Weber St.	76 63	169	A	Montana	56 78				
244	H	Sacramento St.	82 84	145	A	Montana St.	50 70	152	H	Eastern Wash.	67 75				
152	A	Eastern Wash.	76 69												
244	A	Sacramento St.	67 71												
71	H	Idaho St.	59 70												

Non-Div I Games: Corban 90 48 Western Ore. 78 58

Portland St.

Loss, Non-Conf, S Site, H Home A Away N Neutral

Average RPI Win:	264	WON-LOST	WINNING	LAST 12	STRENGTH OF	OPP. STRENGTH	TEAM	ADJ.	CONF.	ADJ CONF.
Average RPI Loss:	169	RECORD	PCT. RANK	GAMES	SCHEDULE	OF SCHEDULE	RPI	RPI	RPI	RPI
DIV. I ONLY	13- 15	191	8- 4	313	287	252	252	32	32	
DIV. I NON-CONF.	2- 8	293	0- 0	166	29	280	280	32	32	
TOTALS	RPI 1-25	RPI 26-50	W-L RECORDS	RPI 51-100	RPI 101-150	RPI 150+				
13- 15	0- 2	0- 1	OVERALL	0- 0	1- 4	12- 8				
7- 4	0- 0	0- 0	HOME	0- 0	1- 0	6- 4				
4- 6	0- 2	0- 0	AWAY	0- 0	0- 1	4- 3				
2- 5	0- 0	0- 1	NEUTRAL	0- 0	0- 3	2- 1				
2- 8	0- 2	0- 1	NON-CONFERENCE	0- 0	0- 3	2- 2				
1- 1	0- 0	0- 0	HOME	0- 0	0- 0	1- 1				
0- 2	0- 2	0- 0	AWAY	0- 0	0- 0	0- 0				
1- 5	0- 0	0- 1	NEUTRAL	0- 0	0- 3	1- 1				
11- 7	0- 0	0- 0	CONFERENCE	0- 0	1- 1	10- 6				
6- 3	0- 0	0- 0	HOME	0- 0	1- 0	5- 3				
4- 4	0- 0	0- 0	AWAY	0- 0	0- 1	4- 3				
1- 0	0- 0	0- 0	NEUTRAL	0- 0	0- 0	1- 0				

RPI 1-25					RPI 26-50					RPI 51-100					RPI 101+ Team's RPI: 252				
RPI	S	Opponent	Score		RPI	S	Opponent	Score		RPI	S	Opponent	Score		RPI	S	Opponent	Score	
11	A	St. John's (NY)	50	66	44	N	Michigan	53	59						104	N	UNLV	60	73
12	A	Miami (FL)	26	107											126	N	Washington St.	52	90
															128	N	Marquette	51	71
															139	A	Mississippi Val.	56	63
															139	H	Mississippi Val.	61	56
															172	H	Rice	61	58
															187	A	Alabama A&M	53	55
															187	H	Alabama A&M	49	61
															194	N	Louisiana Tech	83	89
															208	H	Grambling	73	55
															208	N	Grambling	68	55
															225	A	Southern U.	73	53
															225	H	Southern U.	53	58
															263	A	Alabama St.	53	67
															263	H	Alabama St.	52	44
															273	A	Alcorn St.	58	54
															273	H	Alcorn St.	54	59
															289	N	CSU Bakersfield	69	64
															314	A	Jackson St.	46	48
															314	H	Jackson St.	56	55
															329	H	Northwestern St.	69	79
															334	A	Ark.-Pine Bluff	72	52
															334	H	Ark.-Pine Bluff	102	51
															339	A	Texas Southern	64	43
															339	H	Texas Southern	53	45
LAST 12 Division I GAMES:																			
273	A	Alcorn St.	58	54	208	H	Grambling	73	55										
225	A	Southern U.	73	53	314	H	Jackson St.	56	55										
263	H	Alabama St.	52	44	339	H	Texas Southern	53	45										
187	H	Alabama A&M	49	61	187	A	Alabama A&M	53	55										
334	A	Ark.-Pine Bluff	72	52	263	A	Alabama St.	53	67										
139	A	Mississippi Val.	56	63	334	H	Ark.-Pine Bluff	102	51										

Non-Div I Games: Texas Wesleyan 69 57

Prairie View

Loss, Non-Conf, S Site, H Home A Away N Neutral

Presbyterian

Through Games Of Sunday, March 4, 2012

Average RPI Win:	293	WON-LOST	WINNING	LAST 12	STRENGTH OF	OPP. STRENGTH	TEAM	ADJ.	CONF.	ADJ CONF.
Average RPI Loss:	162	RECORD	PCT. RANK	GAMES	SCHEDULE	OF SCHEDULE	RPI	RPI	RPI	RPI
DIV. I ONLY	10- 15	226	5- 7	287	305	249	249	27	27	
DIV. I NON-CONF.	3- 5	226	0- 0	275	253	232	232	28	28	
TOTALS	RPI 1-25	RPI 26-50	W-L RECORDS	RPI 51-100	RPI 101-150	RPI 150+				
10- 15	0- 0	0- 1	OVERALL	0- 1	0- 3	10- 10				
5- 5	0- 0	0- 0	HOME	0- 0	0- 1	5- 4				
5- 10	0- 0	0- 1	AWAY	0- 1	0- 2	5- 6				
0- 0	0- 0	0- 0	NEUTRAL	0- 0	0- 0	0- 0				
3- 5	0- 0	0- 1	NON-CONFERENCE	0- 1	0- 1	3- 2				
1- 1	0- 0	0- 0	HOME	0- 0	0- 0	1- 1				
2- 4	0- 0	0- 1	AWAY	0- 1	0- 1	2- 1				
0- 0	0- 0	0- 0	NEUTRAL	0- 0	0- 0	0- 0				
7- 10	0- 0	0- 0	CONFERENCE	0- 0	0- 2	7- 8				
4- 4	0- 0	0- 0	HOME	0- 0	0- 1	4- 3				
3- 6	0- 0	0- 0	AWAY	0- 0	0- 1	3- 5				
0- 0	0- 0	0- 0	NEUTRAL	0- 0	0- 0	0- 0				

RPI 1-25			RPI 26-50			RPI 51-100			RPI 101+			Team's RPI: 249
RPI	S	Opponent	Score	RPI	S	Opponent	Score	RPI	S	Opponent	Score	
				34	A	South Carolina	24 52	89	A	North Carolina	38 61	
								107	A	Liberty	39 59	
								107	H	Liberty	64 69	
								140	A	Charlotte	42 58	
								155	A	High Point	53 60	
								155	H	High Point	51 63	
								177	A	Winthrop	63 60	
								177	H	Winthrop	62 70	
								178	A	Alabama	47 65	
								180	A	Campbell	44 68	
								180	H	Campbell	44 53	
								198	H	Furman	47 63	
								210	A	Charleston So.	67 76	
								229	A	Radford	29 53	
								229	H	Radford	52 49	
								282	A	South Carolina St.	53 50	
								291	A	S.C. Upstate	72 64	
								294	A	Coastal Caro.	49 52	
								294	H	Coastal Caro.	56 52	
								322	A	Gardner-Webb	59 57	
								322	H	Gardner-Webb	54 43	
								335	A	UNC Asheville	62 45	
								335	H	UNC Asheville	62 54	
								341	H	N.C. Central	64 48	
LAST 12 Division I GAMES:												
				294	H	Coastal Caro.	56 52	335	A	UNC Asheville	62 45	
				180	A	Campbell	44 68	177	A	Winthrop	63 60	
				155	A	High Point	53 60	155	H	High Point	51 63	
				107	H	Liberty	64 69	180	H	Campbell	44 53	
				229	H	Radford	52 49	229	A	Radford	29 53	
				322	A	Gardner-Webb	59 57	107	A	Liberty	39 59	

Non-Div I Games: Columbia (SC) 92 45 Montreat 84 44 Allen 65 28

Presbyterian

Loss, Non-Conf, S Site, H Home A Away N Neutral

Average RPI Win:	184	WON-LOST	WINNING	LAST 12	STRENGTH OF	OPP. STRENGTH	TEAM	ADJ.	CONF.	ADJ CONF.
Average RPI Loss:	58	RECORD	PCT. RANK	GAMES	SCHEDULE	OF SCHEDULE	RPI	RPI	RPI	RPI
DIV. I ONLY	23- 4	12	12- 0	80	121	26	26	20	20	
DIV. I NON-CONF.	10- 4	80	0- 0	14	26	16	16	18	18	
TOTALS	RPI 1-25	RPI 26-50	W-L RECORDS	RPI 51-100	RPI 101-150	RPI 150+				
23- 4	0- 3	2- 0	OVERALL	4- 0	3- 0	14- 1				
10- 2	0- 2	2- 0	HOME	2- 0	1- 0	5- 0				
13- 2	0- 1	0- 0	AWAY	2- 0	2- 0	9- 1				
0- 0	0- 0	0- 0	NEUTRAL	0- 0	0- 0	0- 0				
10- 4	0- 3	2- 0	NON-CONFERENCE	4- 0	1- 0	3- 1				
4- 2	0- 2	2- 0	HOME	2- 0	0- 0	0- 0				
6- 2	0- 1	0- 0	AWAY	2- 0	1- 0	3- 1				
0- 0	0- 0	0- 0	NEUTRAL	0- 0	0- 0	0- 0				
13- 0	0- 0	0- 0	CONFERENCE	0- 0	2- 0	11- 0				
6- 0	0- 0	0- 0	HOME	0- 0	1- 0	5- 0				
7- 0	0- 0	0- 0	AWAY	0- 0	1- 0	6- 0				
0- 0	0- 0	0- 0	NEUTRAL	0- 0	0- 0	0- 0				

RPI 1-25				RPI 26-50				Team's RPI: 26	RPI 51-100				RPI 101+			
RPI	S	Opponent	Score	RPI	S	Opponent	Score		RPI	S	Opponent	Score	RPI	S	Opponent	Score
2	A	Stanford	66 85	39	H	Villanova	56 41		55	H	Saint Joseph's	79 62	124	A	UMBC	56 41
7	H	Delaware	70 81	48	H	Marist	68 51		57	A	Hofstra	74 69	132	A	Harvard	84 56
18	H	DePaul	67 78						79	A	Drexel	63 51	132	H	Harvard	74 44
									85	H	Davidson	53 44	151	A	Yale	71 53
													151	H	Yale	72 47
													183	A	Santa Clara	77 61
													206	A	Navy	52 65
													209	A	Penn	83 48
													221	A	Brown	77 60
													221	H	Brown	57 45
													257	A	Cornell	75 39
													257	H	Cornell	64 35
													285	A	Rider	75 55
													288	A	Dartmouth	72 41
													288	H	Dartmouth	94 57
													300	A	Lafayette	87 47
													338	A	Columbia	86 46
													338	H	Columbia	94 35
LAST 12 Division I GAMES:																
221	A	Brown	77 60	132	A	Harvard	84 56									
151	A	Yale	71 53	288	A	Dartmouth	72 41									
288	H	Dartmouth	94 57	151	H	Yale	72 47									
132	H	Harvard	74 44	221	H	Brown	57 45									
257	A	Cornell	75 39	338	H	Columbia	94 35									
338	A	Columbia	86 46	257	H	Cornell	64 35									

Non-Div I Games:

Princeton

■ Loss,
 ■ Non-Conf, S Site,
 ■ Home
 ■ Away
 N Neutral

Average RPI Win:	163	WON-LOST	WINNING	LAST 12	STRENGTH OF	OPP. STRENGTH	TEAM	ADJ.	CONF.	ADJ CONF.
Average RPI Loss:	72	RECORD	PCT. RANK	GAMES	SCHEDULE	OF SCHEDULE	RPI	RPI	RPI	RPI
DIV. I ONLY	13- 17	207	3- 9	56	44	125	125	3	3	
DIV. I NON-CONF.	8- 5	107	0- 0	145	175	111	111	2	2	
TOTALS	RPI 1-25	RPI 26-50	W-L RECORDS	RPI 51-100	RPI 101-150	RPI 150+				
13- 17	1- 6	1- 3	OVERALL	2- 5	2- 1	7- 2				
8- 6	1- 2	1- 1	HOME	1- 2	1- 1	4- 0				
4- 10	0- 4	0- 2	AWAY	0- 2	1- 0	3- 2				
1- 1	0- 0	0- 0	NEUTRAL	1- 1	0- 0	0- 0				
8- 5	0- 1	0- 0	NON-CONFERENCE	2- 2	1- 0	5- 2				
4- 2	0- 1	0- 0	HOME	1- 1	1- 0	2- 0				
3- 3	0- 0	0- 0	AWAY	0- 1	0- 0	3- 2				
1- 0	0- 0	0- 0	NEUTRAL	1- 0	0- 0	0- 0				
5- 12	1- 5	1- 3	CONFERENCE	0- 3	1- 1	2- 0				
4- 4	1- 1	1- 1	HOME	0- 1	0- 1	2- 0				
1- 7	0- 4	0- 2	AWAY	0- 1	1- 0	0- 0				
0- 1	0- 0	0- 0	NEUTRAL	0- 1	0- 0	0- 0				

RPI 1-25				RPI 26-50				RPI 51-100				RPI 101+				Team's RPI: 125	
RPI	S	Opponent	Score	RPI	S	Opponent	Score	RPI	S	Opponent	Score	RPI	S	Opponent	Score		
3	A	Notre Dame	47 66	29	A	Georgetown	39 66	51	H	Virginia	38 55	105	H	Cincinnati	56 60		
5	A	Connecticut	35 96	36	H	West Virginia	51 48	73	A	Boston U.	62 65	128	A	Marquette	52 50		
7	H	Delaware	47 68	39	A	Villanova	53 59	91	A	South Fla.	56 64	132	H	Harvard	71 60		
11	A	St. John's (NY)	41 57	39	H	Villanova	42 69	94	N	Fairfield	75 43	179	H	Seton Hall	62 47		
13	H	Rutgers	47 68					97	H	Syracuse	54 80	199	H	Pittsburgh	66 50		
18	H	DePaul	60 52					97	N	Syracuse	47 57	202	A	Akron	78 65		
23	A	Louisville	48 64					100	H	Hartford	63 46	221	A	Brown	57 70		

Non-Div I Games:

Providence

■ Loss,
■ Non-Conf,
■ S Site,
■ H Home
■ A Away
N Neutral

Average RPI Win: 122		WON-LOST	WINNING	LAST 12	STRENGTH OF		OPP. STRENGTH	TEAM	ADJ.	CONF.	ADJ CONF.
Average RPI Loss: 45		RECORD	PCT. RANK	GAMES	SCHEDULE		OF SCHEDULE	RPI	RPI	RPI	RPI
DIV. I ONLY		24- 8	34	7- 5	32		37	16	16	5	5
DIV. I NON-CONF.		10- 3	49	0- 0	34		34	21	21	4	4
TOTALS		RPI 1-25	RPI 26-50		W-L RECORDS		RPI 51-100	RPI 101-150		RPI 150+	
24- 8	3- 3	3- 3		OVERALL		4- 1	7- 0		7- 1		
12- 3	1- 2	1- 1		HOME		1- 0	3- 0		6- 0		
7- 5	0- 1	1- 2		AWAY		1- 1	4- 0		1- 1		
5- 0	2- 0	1- 0		NEUTRAL		2- 0	0- 0		0- 0		
10- 3	2- 2	0- 0		NON-CONFERENCE		2- 0	2- 0		4- 1		
6- 1	1- 1	0- 0		HOME		0- 0	1- 0		4- 0		
2- 2	0- 1	0- 0		AWAY		1- 0	1- 0		0- 1		
2- 0	1- 0	0- 0		NEUTRAL		1- 0	0- 0		0- 0		
14- 5	1- 1	3- 3		CONFERENCE		2- 1	5- 0		3- 0		
6- 2	0- 1	1- 1		HOME		1- 0	2- 0		2- 0		
5- 3	0- 0	1- 2		AWAY		0- 1	3- 0		1- 0		
3- 0	1- 0	1- 0		NEUTRAL		1- 0	0- 0		0- 0		

RPI 1-25				Team's RPI: 16		RPI 26-50				RPI 51-100				RPI 101+									
RPI	S	Opponent	Score	RPI	S	Opponent	Score	RPI	S	Opponent	Score	RPI	S	Opponent	Score								
3	H	Notre Dame	38 66	27	A	Ohio St.	71 80	60	A	Bowling Green	54 53	101	H	UT Martin	65 39								
8	H	Texas A&M	60 51	32	H	Nebraska	89 93	62	A	Michigan St.	52 67	112	A	Illinois	64 63								
10	A	Duke	53 64	32	N	Nebraska	74 70	62	H	Michigan St.	67 49	112	H	Illinois	77 66								
19	N	Kansas St.	46 42	40	A	Iowa	42 59	62	N	Michigan St.	73 64	117	A	Northwestern	80 70								
21	H	Penn St.	63 74	40	H	Iowa	57 55	81	N	Tulane	61 48	119	A	Auburn	62 54								
21	N	Penn St.	68 66	44	A	Michigan	60 49					121	A	Minnesota	72 55								
LAST 12 Division I GAMES:																121	H	Minnesota	57 53				
																162	A	Central Mich.	62 75				
																167	H	Wisconsin	63 52				
																214	A	Indiana	82 60				
																214	H	Indiana	90 58				
																235	H	Oakland	66 47				
																254	H	IUPUI	75 45				
																283	H	IPFW	73 36				
																331	H	Chicago St.	76 49				
																32	N	Nebraska	74 70	21	H	Penn St.	63 74
																21	N	Penn St.	68 66	27	A	Ohio St.	71 80
																62	N	Michigan St.	73 64	112	H	Illinois	77 66
214	H	Indiana	90 58	32	H	Nebraska	89 93																
44	A	Michigan	60 49	40	A	Iowa	42 59																
62	A	Michigan St.	52 67	117	A	Northwestern	80 70																

Non-Div I Games:

Purdue

■ Loss,
 ■ Non-Conf, S Site,
 ■ Home
 ■ Away
 N Neutral

Average RPI Win: 195		WON-LOST	WINNING	LAST 12	STRENGTH OF	OPP. STRENGTH	TEAM	ADJ.	CONF.	ADJ CONF.
Average RPI Loss: 121		RECORD	PCT. RANK	GAMES	SCHEDULE	OF SCHEDULE	RPI	RPI	RPI	RPI
DIV. I ONLY		22- 8	45	9- 3	108	202	75	75	15	15
DIV. I NON-CONF.		8- 3	73	0- 0	61	153	54	54	21	21
TOTALS		RPI 1-25	RPI 26-50	W-L RECORDS	RPI 51-100	RPI 101-150	RPI 150+			
22- 8	0- 0		1- 1	OVERALL	2- 2	4- 2	15- 3			
9- 6	0- 0		0- 1	HOME	1- 2	0- 2	8- 1			
12- 2	0- 0		1- 0	AWAY	1- 0	3- 0	7- 2			
1- 0	0- 0		0- 0	NEUTRAL	0- 0	1- 0	0- 0			
8- 3	0- 0		1- 1	NON-CONFERENCE	1- 1	2- 0	4- 1			
3- 2	0- 0		0- 1	HOME	1- 1	0- 0	2- 0			
4- 1	0- 0		1- 0	AWAY	0- 0	1- 0	2- 1			
1- 0	0- 0		0- 0	NEUTRAL	0- 0	1- 0	0- 0			
14- 5	0- 0		0- 0	CONFERENCE	1- 1	2- 2	11- 2			
6- 4	0- 0		0- 0	HOME	0- 1	0- 2	6- 1			
8- 1	0- 0		0- 0	AWAY	1- 0	2- 0	5- 1			
0- 0	0- 0		0- 0	NEUTRAL	0- 0	0- 0	0- 0			

RPI 1-25			
RPI	S	Opponent	Score
33	H	James Madison	73 81
50	A	St. Mary's (CA)	69 67
RPI 26-50			
RPI	S	Opponent	Score
33	H	James Madison	73 81
50	A	St. Mary's (CA)	69 67
RPI 51-100 Team's RPI: 75			
RPI	S	Opponent	Score
55	H	Saint Joseph's	54 71
68	A	Sacred Heart	71 34
68	H	Sacred Heart	65 74
94	H	Fairfield	64 55
RPI 101+			
RPI	S	Opponent	Score
110	A	LIU Brooklyn	54 51
110	H	LIU Brooklyn	64 74
121	N	Minnesota	64 62
122	A	American	72 59
142	A	Robert Morris	82 74
142	H	Robert Morris	62 72
151	H	Yale	68 63
154	A	Saint Francis (PA)	85 73
154	H	Saint Francis (PA)	71 77
156	A	Monmouth	75 63
166	A	Holy Cross	70 80
193	H	Mt. St. Mary's	65 61
193	H	Mt. St. Mary's	89 73
213	A	Central Conn. St.	64 59
213	H	Central Conn. St.	58 49
236	A	Fairleigh Dickinson	65 74
239	A	Bryant	84 47
239	H	Bryant	67 56
255	H	Massachusetts	66 63
262	A	Army	54 51
316	A	Rhode Island	72 67
326	A	St. Francis (NY)	59 43
326	H	St. Francis (NY)	64 41
336	H	Wagner	77 60
LAST 12 Division I GAMES:			
193	H	Mt. St. Mary's	65 61
154	H	Saint Francis (PA)	71 77
142	H	Robert Morris	62 72
326	H	St. Francis (NY)	64 41
110	A	LIU Brooklyn	54 51
213	H	Central Conn. St.	58 49
213	A	Central Conn. St.	64 59
236	A	Fairleigh Dickinson	65 74
156	A	Monmouth	75 63
193	H	Mt. St. Mary's	89 73
336	H	Wagner	77 60
68	A	Sacred Heart	71 34

Non-Div I Games:

Quinnipiac

Loss, Non-Conf, S Site, H Home A Away N Neutral

Average RPI Win:	262	WON-LOST	WINNING	LAST 12	STRENGTH OF	OPP. STRENGTH	TEAM	ADJ.	CONF.	ADJ CONF.
Average RPI Loss:	181	RECORD	PCT. RANK	GAMES	SCHEDULE	OF SCHEDULE	RPI	RPI	RPI	RPI
DIV. I ONLY	13- 14	179	8- 4	295	297	229	229	27	27	
DIV. I NON-CONF.	4- 5	201	0- 0	298	228	236	236	28	28	
TOTALS	RPI 1-25	RPI 26-50	W-L RECORDS	RPI 51-100	RPI 101-150	RPI 150+				
13- 14	0- 0	0- 0	OVERALL	0- 3	0- 2	13- 9				
7- 5	0- 0	0- 0	HOME	0- 1	0- 1	7- 3				
5- 9	0- 0	0- 0	AWAY	0- 2	0- 1	5- 6				
1- 0	0- 0	0- 0	NEUTRAL	0- 0	0- 0	1- 0				
4- 5	0- 0	0- 0	NON-CONFERENCE	0- 3	0- 0	4- 2				
2- 1	0- 0	0- 0	HOME	0- 1	0- 0	2- 0				
1- 4	0- 0	0- 0	AWAY	0- 2	0- 0	1- 2				
1- 0	0- 0	0- 0	NEUTRAL	0- 0	0- 0	1- 0				
9- 9	0- 0	0- 0	CONFERENCE	0- 0	0- 2	9- 7				
5- 4	0- 0	0- 0	HOME	0- 0	0- 1	5- 3				
4- 5	0- 0	0- 0	AWAY	0- 0	0- 1	4- 4				
0- 0	0- 0	0- 0	NEUTRAL	0- 0	0- 0	0- 0				

RPI 1-25				RPI 26-50				RPI 51-100				RPI 101+ Team's RPI: 229			
RPI	S	Opponent	Score	RPI	S	Opponent	Score	RPI	S	Opponent	Score	RPI	S	Opponent	Score
								51	A	Virginia	43 92	107	A	Liberty	66 72
								85	H	Davidson	68 81	107	H	Liberty	68 76
								86	A	Wake Forest	67 90	155	A	High Point	66 61
												155	H	High Point	65 81
												177	A	Winthrop	56 67
												177	H	Winthrop	64 66
												180	A	Campbell	64 59
												180	H	Campbell	80 70
												210	A	Charleston So.	69 79
												210	H	Charleston So.	73 66
												240	A	George Washington	59 83
												249	A	Presbyterian	49 52
												249	H	Presbyterian	53 29
												266	A	Norfolk St.	80 68
												279	A	Longwood	59 73
												281	N	Wofford	63 46
												291	H	S.C. Upstate	85 52
												294	A	Coastal Caro.	56 58
												294	H	Coastal Caro.	55 43
												309	H	UNC Greensboro	75 67
												322	A	Gardner-Webb	63 50
												322	H	Gardner-Webb	55 59
												335	A	UNC Asheville	72 62
												335	H	UNC Asheville	79 67
LAST 12 Division I GAMES:															
				107	A	Liberty	66 72					294	H	Coastal Caro.	55 43
				322	H	Gardner-Webb	55 59					180	A	Campbell	64 59
				335	H	UNC Asheville	79 67					155	A	High Point	66 61
				177	A	Winthrop	56 67					335	A	UNC Asheville	72 62
				249	A	Presbyterian	49 52					322	A	Gardner-Webb	63 50
				210	H	Charleston So.	73 66					249	H	Presbyterian	53 29

Non-Div I Games: East. Mennonite 100 42 Winston-Salem 69 46

Radford

Loss, Non-Conf, S Site, H Home A Away N Neutral

Rhode Island

Through Games Of Sunday, March 4, 2012

Average RPI Win:	125	WON-LOST	WINNING	LAST 12	STRENGTH OF	OPP. STRENGTH	TEAM	ADJ.	CONF.	ADJ CONF.
Average RPI Loss:	149	RECORD	PCT. RANK	GAMES	SCHEDULE	OF SCHEDULE	RPI	RPI	RPI	RPI
DIV. I ONLY	1- 28	340	0- 12	74	132	316	316	9	9	
DIV. I NON-CONF.	1- 14	335	0- 0	42	292	291	291	8	8	
TOTALS	RPI 1-25	RPI 26-50	W-L RECORDS	RPI 51-100	RPI 101-150	RPI 150+				
1- 28	0- 2	0- 4	OVERALL	0- 5	1- 3	0- 14				
1- 11	0- 1	0- 1	HOME	0- 2	1- 1	0- 6				
0- 15	0- 1	0- 2	AWAY	0- 2	0- 2	0- 8				
0- 2	0- 0	0- 1	NEUTRAL	0- 1	0- 0	0- 0				
1- 14	0- 1	0- 1	NON-CONFERENCE	0- 3	1- 1	0- 8				
1- 4	0- 0	0- 0	HOME	0- 1	1- 0	0- 3				
0- 8	0- 1	0- 0	AWAY	0- 1	0- 1	0- 5				
0- 2	0- 0	0- 1	NEUTRAL	0- 1	0- 0	0- 0				
0- 14	0- 1	0- 3	CONFERENCE	0- 2	0- 2	0- 6				
0- 7	0- 1	0- 1	HOME	0- 1	0- 1	0- 3				
0- 7	0- 0	0- 2	AWAY	0- 1	0- 1	0- 3				
0- 0	0- 0	0- 0	NEUTRAL	0- 0	0- 0	0- 0				

RPI 1-25				RPI 26-50				RPI 51-100				RPI 101+				Team's RPI: 316	
RPI	S	Opponent	Score	RPI	S	Opponent	Score	RPI	S	Opponent	Score	RPI	S	Opponent	Score		
7	A	Delaware	53 89	33	N	James Madison	42 77	55	A	Saint Joseph's	53 64	125	H	Providence	52 43		
15	H	St. Bonaventure	32 58	38	A	Dayton	46 97	73	A	Boston U.	44 71	132	A	Harvard	57 69		
				46	H	Temple	41 84	75	H	Quinnipiac	67 72	137	H	La Salle	45 49		
				49	A	Richmond	49 68	77	H	Duquesne	42 63	140	A	Charlotte	35 72		
								94	N	Fairfield	56 66	182	A	Lehigh	56 67		
												185	H	New Hampshire	33 52		
												197	A	Fordham	49 69		
												200	H	Xavier	57 67		
												213	A	Central Conn. St.	45 50		
												221	A	Brown	54 66		
												221	H	Brown	40 53		
												233	A	Saint Louis	55 70		
												239	A	Bryant	62 75		
												240	H	George Washington	42 63		
												242	A	Siena	65 73		
												255	A	Massachusetts	57 68		
												255	H	Massachusetts	39 46		
												317	H	Maine	58 62		
LAST 12 Division I GAMES:																	
				15	H	St. Bonaventure	32 58	140	A	Charlotte	35 72						
				255	A	Massachusetts	57 68	49	A	Richmond	49 68						
				46	H	Temple	41 84	200	H	Xavier	57 67						
				55	A	Saint Joseph's	53 64	233	A	Saint Louis	55 70						
				137	H	La Salle	45 49	240	H	George Washington	42 63						
				77	H	Duquesne	42 63	197	A	Fordham	49 69						

Non-Div I Games:

Rhode Island

■ Loss,
■ Non-Conf,
■ S Site,
■ H Home
■ A Away
N Neutral

Average RPI Win: 233	WON-LOST	WINNING	LAST 12	STRENGTH OF	OPP. STRENGTH	TEAM	ADJ.	CONF.	ADJ CONF.
Average RPI Loss: 141	RECORD	PCT. RANK	GAMES	SCHEDULE	OF SCHEDULE	RPI	RPI	RPI	RPI
DIV. I ONLY	15- 14	159	7- 5	218	179	172	172	11	11
DIV. I NON-CONF.	6- 7	181	0- 0	308	317	256	256	12	12
TOTALS	RPI 1-25	RPI 26-50	W-L RECORDS	RPI 51-100	RPI 101-150	RPI 150+			
15- 14	0- 0	0- 0	OVERALL	2- 5	0- 2	13- 7			
9- 5	0- 0	0- 0	HOME	1- 3	0- 1	8- 1			
6- 9	0- 0	0- 0	AWAY	1- 2	0- 1	5- 6			
0- 0	0- 0	0- 0	NEUTRAL	0- 0	0- 0	0- 0			
6- 7	0- 0	0- 0	NON-CONFERENCE	0- 2	0- 1	6- 4			
3- 3	0- 0	0- 0	HOME	0- 1	0- 1	3- 1			
3- 4	0- 0	0- 0	AWAY	0- 1	0- 0	3- 3			
0- 0	0- 0	0- 0	NEUTRAL	0- 0	0- 0	0- 0			
9- 7	0- 0	0- 0	CONFERENCE	2- 3	0- 1	7- 3			
6- 2	0- 0	0- 0	HOME	1- 2	0- 0	5- 0			
3- 5	0- 0	0- 0	AWAY	1- 1	0- 1	2- 3			
0- 0	0- 0	0- 0	NEUTRAL	0- 0	0- 0	0- 0			

RPI S	Opponent	Score	RPI S	Opponent	Score	RPI S	Opponent	Score	RPI S	Opponent	Score	Team's RPI: 172
						52	A Oklahoma St.	60 96	103	A UAB	45 60	
						54	A UTEP	52 48	111	H UALR	47 67	
						54	H UTEP	41 45	159	A Stephen F. Austin	64 68	
						70	H Oregon St.	57 63	160	A Tulsa	42 69	
						72	H Memphis	60 65	160	H Tulsa	55 48	
						81	A Tulane	47 50	168	A Marshall	57 65	
						81	H Tulane	67 49	170	A Lamar	54 61	
									191	A SMU	69 60	
									191	H SMU	56 54	
									195	A UCF	63 65	
									205	H Southern Miss.	72 43	
									224	H East Carolina	66 44	
									231	H Texas St.	73 66	
									252	A Prairie View	58 61	
									273	H Alcorn St.	74 57	
									276	A Valparaiso	54 46	
									299	A UTSA	71 46	
									318	A Houston	58 50	
									318	H Houston	68 40	
									321	H A&M-Corpus Christi	61 64	
									331	A Chicago St.	77 50	
									342	H Houston Baptist	75 42	
LAST 12 Division I GAMES:												
			72	H Memphis	60 65	54	H UTEP	41 45				
			54	A UTEP	52 48	168	A Marshall	57 65				
			318	H Houston	68 40	318	A Houston	58 50				
			191	A SMU	69 60	224	H East Carolina	66 44				
			81	A Tulane	47 50	205	H Southern Miss.	72 43				
			160	H Tulsa	55 48	195	A UCF	63 65				

Non-Div I Games:

Rice

■ Loss,
 ■ Non-Conf,
 ■ S Site,
 ■ Home
 ■ A Away
 N Neutral

Average RPI Win:	178	WON-LOST	WINNING	LAST 12	STRENGTH OF	OPP. STRENGTH	TEAM	ADJ.	CONF.	ADJ CONF.
Average RPI Loss:	75	RECORD	PCT. RANK	GAMES	SCHEDULE	OF SCHEDULE	RPI	RPI	RPI	RPI
DIV. I ONLY	22- 8	45	8- 4	96	104	49	49	9	9	
DIV. I NON-CONF.	13- 2	20	1- 0	74	138	20	20	8	8	
TOTALS	RPI 1-25	RPI 26-50	W-L RECORDS	RPI 51-100	RPI 101-150	RPI 150+				
22- 8	0- 1	1- 2	OVERALL	5- 3	3- 1	13- 1				
12- 2	0- 0	0- 1	HOME	4- 1	2- 0	6- 0				
9- 6	0- 1	0- 1	AWAY	1- 2	1- 1	7- 1				
1- 0	0- 0	1- 0	NEUTRAL	0- 0	0- 0	0- 0				
13- 2	0- 0	1- 0	NON-CONFERENCE	3- 2	2- 0	7- 0				
6- 1	0- 0	0- 0	HOME	2- 1	1- 0	3- 0				
6- 1	0- 0	0- 0	AWAY	1- 1	1- 0	4- 0				
1- 0	0- 0	1- 0	NEUTRAL	0- 0	0- 0	0- 0				
9- 6	0- 1	0- 2	CONFERENCE	2- 1	1- 1	6- 1				
6- 1	0- 0	0- 1	HOME	2- 0	1- 0	3- 0				
3- 5	0- 1	0- 1	AWAY	0- 1	0- 1	3- 1				
0- 0	0- 0	0- 0	NEUTRAL	0- 0	0- 0	0- 0				

RPI 1-25				RPI 26-50				RPI 51-100				RPI 101+			
RPI	S	Opponent	Score	RPI	S	Opponent	Score	RPI	S	Opponent	Score	RPI	S	Opponent	Score
15	A	St. Bonaventure	59 75	33	N	James Madison	74 66	51	H	Virginia	56 69	106	A	VCU	78 77
				38	A	Dayton	78 81	55	A	Saint Joseph's	57 69	107	H	Liberty	66 54
				46	H	Temple	55 56	55	H	Saint Joseph's	78 59	137	H	La Salle	74 70
								58	A	Fla. Gulf Coast	67 81	140	A	Charlotte	62 77
								73	H	Boston U.	72 60	182	A	Lehigh	71 49
								77	H	Duquesne	59 45	196	A	Old Dominion	78 63
								88	A	North Carolina St.	72 58	197	H	Fordham	63 50
								100	H	Hartford	69 56	200	A	Xavier	60 76
												206	A	Navy	56 39
												219	H	William & Mary	77 57
												233	A	Saint Louis	63 45
												240	A	George Washington	63 51
												240	H	George Washington	74 57
												255	A	Massachusetts	73 54
												269	H	East Tenn. St.	66 39
												279	A	Longwood	72 59
												309	H	UNC Greensboro	75 60
												316	H	Rhode Island	68 49
LAST 12 Division I GAMES:															
				55	A	Saint Joseph's	57 69	240	A	George Washington	63 51				
				140	A	Charlotte	62 77	55	H	Saint Joseph's	78 59				
				77	H	Duquesne	59 45	316	H	Rhode Island	68 49				
				197	H	Fordham	63 50	233	A	Saint Louis	63 45				
				200	A	Xavier	60 76	38	A	Dayton	78 81				
				279	A	Longwood	72 59	137	H	La Salle	74 70				

Non-Div I Games:

Richmond

■ Loss,
 ■ Non-Conf, S Site,
 ■ Home
 ■ Away
 N Neutral

Average RPI Win: 262	WON-LOST	WINNING	LAST 12	STRENGTH OF	OPP. STRENGTH	TEAM	ADJ.	CONF.	ADJ CONF.
Average RPI Loss: 179	RECORD	PCT. RANK	GAMES	SCHEDULE	OF SCHEDULE	RPI	RPI	RPI	RPI
DIV. I ONLY	11- 19	247	1- 11	310	262	285	285	22	22
DIV. I NON-CONF.	8- 3	73	0- 0	302	310	141	141	22	22
TOTALS	RPI 1-25	RPI 26-50	W-L RECORDS	RPI 51-100	RPI 101-150	RPI 150+			
11- 19	0- 0	0- 4	OVERALL	0- 2	0- 0	11- 13			
7- 7	0- 0	0- 2	HOME	0- 1	0- 0	7- 4			
4- 11	0- 0	0- 2	AWAY	0- 1	0- 0	4- 8			
0- 1	0- 0	0- 0	NEUTRAL	0- 0	0- 0	0- 1			
8- 3	0- 0	0- 2	NON-CONFERENCE	0- 0	0- 0	8- 1			
4- 1	0- 0	0- 1	HOME	0- 0	0- 0	4- 0			
4- 2	0- 0	0- 1	AWAY	0- 0	0- 0	4- 1			
0- 0	0- 0	0- 0	NEUTRAL	0- 0	0- 0	0- 0			
3- 16	0- 0	0- 2	CONFERENCE	0- 2	0- 0	3- 12			
3- 6	0- 0	0- 1	HOME	0- 1	0- 0	3- 4			
0- 9	0- 0	0- 1	AWAY	0- 1	0- 0	0- 7			
0- 1	0- 0	0- 0	NEUTRAL	0- 0	0- 0	0- 1			

RPI	S	Opponent	Score	RPI	S	Opponent	Score	RPI	S	Opponent	Score	RPI	S	Opponent	Score	Team's RPI: 285
26	H	Princeton	55 75	94	A	Fairfield	35 51	186	A	Loyola Maryland	57 71					
29	A	Georgetown	51 58	94	H	Fairfield	30 49	186	H	Loyola Maryland	67 61					
48	A	Marist	54 76					192	A	Manhattan	45 59					
48	H	Marist	56 82					192	H	Manhattan	36 57					
								193	A	Mt. St. Mary's	53 44					
								209	A	Penn	57 66					
								215	A	Niagara	53 69					
								215	H	Niagara	60 53					
								218	A	Binghamton	66 56					
								228	A	Iona	50 64					
								228	H	Iona	80 76					
								228	N	Iona	60 61					
								236	H	Fairleigh Dickinson	69 68					
								242	A	Siena	42 61					
								242	H	Siena	56 67					
								245	A	Canisius	54 60					
								245	H	Canisius	58 61					
								300	H	Lafayette	64 56					
								319	A	Saint Peter's	64 65					
								319	H	Saint Peter's	54 65					
								324	A	NJIT	60 50					
								326	A	St. Francis (NY)	68 48					
								327	H	Stony Brook	53 41					
								330	H	Bucknell	63 43					
LAST 12 Division I GAMES:																
228	N	Iona	60 61	245	H	Canisius	58 61									
94	H	Fairfield	30 49	186	A	Loyola Maryland	57 71									
319	A	Saint Peter's	64 65	94	A	Fairfield	35 51									
242	A	Siena	42 61	245	A	Canisius	54 60									
228	H	Iona	80 76	215	A	Niagara	53 69									
192	H	Manhattan	36 57	242	H	Siena	56 67									

Non-Div I Games:

Rider

■ Loss,
 ■ Non-Conf,
 ■ S Site,
 ■ H Home
 ■ A Away
 N Neutral

Average RPI Win: 198		WON-LOST	WINNING	LAST 12	STRENGTH OF	OPP. STRENGTH	TEAM	ADJ.	CONF.	ADJ CONF.
Average RPI Loss: 175		RECORD	PCT. RANK	GAMES	SCHEDULE	OF SCHEDULE	RPI	RPI	RPI	RPI
DIV. I ONLY		18- 12	111	9- 3	154	226	142	142	15	15
DIV. I NON-CONF.		6- 5	139	0- 0	261	277	194	194	21	21
TOTALS	RPI 1-25	RPI 26-50		W-L RECORDS		RPI 51-100	RPI 101-150	RPI 150+		
18- 12	0- 0	0- 0		OVERALL		1- 5	2- 0	15- 7		
11- 4	0- 0	0- 0		HOME		0- 3	2- 0	9- 1		
5- 8	0- 0	0- 0		AWAY		1- 2	0- 0	4- 6		
2- 0	0- 0	0- 0		NEUTRAL		0- 0	0- 0	2- 0		
6- 5	0- 0	0- 0		NON-CONFERENCE		0- 2	1- 0	5- 3		
4- 1	0- 0	0- 0		HOME		0- 1	1- 0	3- 0		
0- 4	0- 0	0- 0		AWAY		0- 1	0- 0	0- 3		
2- 0	0- 0	0- 0		NEUTRAL		0- 0	0- 0	2- 0		
12- 7	0- 0	0- 0		CONFERENCE		1- 3	1- 0	10- 4		
7- 3	0- 0	0- 0		HOME		0- 2	1- 0	6- 1		
5- 4	0- 0	0- 0		AWAY		1- 1	0- 0	4- 3		
0- 0	0- 0	0- 0		NEUTRAL		0- 0	0- 0	0- 0		

[illegible]

Non-Div I Games:

Robert Morris

Loss, Non-Conf, S Site, H Home A Away N Neutral

REGULAR SEASON				THROUGH GAMES OF SUNDAY, MARCH 17, 2012						
Average RPI Win:	114	WON-LOST	WINNING	LAST 12	STRENGTH OF	OPP. STRENGTH	TEAM	ADJ.	CONF.	ADJ CONF.
Average RPI Loss:	13	RECORD	PCT. RANK	GAMES	SCHEDULE	OF SCHEDULE	RPI	RPI	RPI	RPI
DIV. I ONLY	22- 9	61	6- 6	16	5	13	13	3	3	
DIV. I NON-CONF.	11- 2	24	0- 0	28	9	12	12	2	2	

TOTALS	RPI 1-25	RPI 26-50		W-L RECORDS		RPI 51-100	RPI 101-150	RPI 150+		
22- 9	3- 7	4- 2		OVERALL		3- 0	5- 0	7- 0		
12- 3	2- 3	2- 0		HOME		1- 0	2- 0	5- 0		
6- 6	0- 4	1- 2		AWAY		1- 0	2- 0	2- 0		
4- 0	1- 0	1- 0		NEUTRAL		1- 0	1- 0	0- 0		
11- 2	1- 2	3- 0		NON-CONFERENCE		1- 0	1- 0	5- 0		
6- 1	0- 1	2- 0		HOME		0- 0	0- 0	4- 0		
2- 1	0- 1	0- 0		AWAY		0- 0	1- 0	1- 0		
3- 0	1- 0	1- 0		NEUTRAL		1- 0	0- 0	0- 0		
11- 7	2- 5	1- 2		CONFERENCE		2- 0	4- 0	2- 0		
6- 2	2- 2	0- 0		HOME		1- 0	2- 0	1- 0		
4- 5	0- 3	1- 2		AWAY		1- 0	1- 0	1- 0		
1- 0	0- 0	0- 0		NEUTRAL		0- 0	1- 0	0- 0		

RPI	S	Opponent	Score
3	H	Notre Dame	41 71
4	H	Tennessee	61 67
5	A	Connecticut	34 49
5	A	Connecticut	34 66
11	A	St. John's (NY)	57 62
11	H	St. John's (NY)	52 61
12	A	Miami (FL)	81 92
14	N	Georgia Tech	59 40
18	H	DePaul	65 64
23	H	Louisville	71 68

RPI	S	Opponent	Score
29	A	Georgetown	36 54
31	H	California	73 70
36	A	West Virginia	50 60
39	A	Villanova	61 52
41	N	Florida	63 49
46	H	Temple	71 50

RPI	S	Opponent	Score
67	N	Arizona St.	59 52
91	A	South Fla.	72 66
97	H	Syracuse	55 44

RPI	S	Opponent	Score
105	H	Cincinnati	58 47
125	A	Providence	68 47
128	H	Marquette	69 58
128	N	Marquette	52 43
137	A	La Salle	61 48
179	H	Seton Hall	62 39
182	H	Lehigh	68 40
197	H	Fordham	68 48
199	A	Pittsburgh	63 39
203	H	Boston College	74 58
228	H	Iona	62 29
240	A	George Washington	75 54

LAST 12 Division I GAMES:

5	A	Connecticut	34 49	36	A	West Virginia	50 60
128	N	Marquette	52 43	11	H	St. John's (NY)	52 61
128	H	Marquette	69 58	5	A	Connecticut	34 66
125	A	Providence	68 47	3	H	Notre Dame	41 71
179	H	Seton Hall	62 39	29	A	Georgetown	36 54
39	A	Villanova	61 52	18	H	DePaul	65 64

Non-Div I Games:

Rutgers

S.C. Upstate

Through Games Of Sunday, March 4, 2012

Average RPI Win:	279	WON-LOST	WINNING	LAST 12	STRENGTH OF	OPP. STRENGTH	TEAM	ADJ.	CONF.	ADJ CONF.
Average RPI Loss:	190	RECORD	PCT. RANK	GAMES	SCHEDULE	OF SCHEDULE	RPI	RPI	RPI	RPI
DIV. I ONLY	9- 20	268	6- 6	273	306	291	291	30	30	
DIV. I NON-CONF.	1- 9	323	0- 0	219	210	311	311	30	30	
TOTALS	RPI 1-25	RPI 26-50	W-L RECORDS	RPI 51-100	RPI 101-150	RPI 150+				
9- 20	0- 1	0- 1	OVERALL	0- 3	1- 3	8- 12				
6- 6	0- 0	0- 0	HOME	0- 1	1- 0	5- 5				
3- 13	0- 1	0- 1	AWAY	0- 2	0- 2	3- 7				
0- 1	0- 0	0- 0	NEUTRAL	0- 0	0- 1	0- 0				
1- 9	0- 1	0- 1	NON-CONFERENCE	0- 1	0- 1	1- 5				
0- 3	0- 0	0- 0	HOME	0- 0	0- 0	0- 3				
1- 6	0- 1	0- 1	AWAY	0- 1	0- 1	1- 2				
0- 0	0- 0	0- 0	NEUTRAL	0- 0	0- 0	0- 0				
8- 11	0- 0	0- 0	CONFERENCE	0- 2	1- 2	7- 7				
6- 3	0- 0	0- 0	HOME	0- 1	1- 0	5- 2				
2- 7	0- 0	0- 0	AWAY	0- 1	0- 1	2- 5				
0- 1	0- 0	0- 0	NEUTRAL	0- 0	0- 1	0- 0				

RPI 1-25				RPI 26-50				RPI 51-100				RPI 101+ Team's RPI: 291			
RPI	S	Opponent	Score	RPI	S	Opponent	Score	RPI	S	Opponent	Score	RPI	S	Opponent	Score
10	A	Duke	35 93	28	A	Vanderbilt	42 88	58	A	Fla. Gulf Coast	53 77	119	A	Auburn	34 75
								58	H	Fla. Gulf Coast	63 76	120	A	Stetson	54 69
								89	A	North Carolina	34 91	120	H	Stetson	81 68
												120	N	Stetson	59 72
												229	A	Radford	52 85
												232	H	Western Caro.	58 63
												249	H	Presbyterian	64 72
												256	A	Belmont	69 74
												256	H	Belmont	61 51
												260	A	Kennesaw St.	45 54
												260	H	Kennesaw St.	63 74
												266	H	Norfolk St.	81 94
												269	A	East Tenn. St.	64 67
												269	H	East Tenn. St.	74 68
												272	A	North Florida	58 57
												272	H	North Florida	71 65
												280	A	Jacksonville	72 80
												280	H	Jacksonville	64 74
												294	A	Coastal Caro.	56 61
												325	A	Mercer	71 87
												325	H	Mercer	77 56
												332	A	Lipscomb	50 44
												332	H	Lipscomb	73 66
												335	A	UNC Asheville	73 66
LAST 12 Division I GAMES:															
				120	N	Stetson	59 72					272	H	North Florida	71 65
				120	H	Stetson	81 68					325	A	Mercer	71 87
				58	H	Fla. Gulf Coast	63 76					260	A	Kennesaw St.	45 54
				332	A	Lipscomb	50 44					269	H	East Tenn. St.	74 68
				256	A	Belmont	69 74					256	H	Belmont	61 51
				280	H	Jacksonville	64 74					332	H	Lipscomb	73 66

Non-Div I Games: North Greenville 57 75

S.C. Upstate

Loss, Non-Conf, S Site, H Home A Away N Neutral

Average RPI Win:	266	WON-LOST	WINNING	LAST 12	STRENGTH OF	OPP. STRENGTH	TEAM	ADJ.	CONF.	ADJ CONF.
Average RPI Loss:	145	RECORD	PCT. RANK	GAMES	SCHEDULE	OF SCHEDULE	RPI	RPI	RPI	RPI
DIV. I ONLY	18- 10	89	9- 3	311	276	165	165	31	31	
DIV. I NON-CONF.	6- 6	160	0- 1	226	82	168	168	31	31	
TOTALS	RPI 1-25	RPI 26-50	W-L RECORDS	RPI 51-100	RPI 101-150	RPI 150+				
18- 10	0- 2	0- 0	OVERALL	0- 1	1- 4	17- 3				
8- 4	0- 0	0- 0	HOME	0- 0	0- 2	8- 2				
9- 5	0- 1	0- 0	AWAY	0- 1	1- 2	8- 1				
1- 1	0- 1	0- 0	NEUTRAL	0- 0	0- 0	1- 0				
6- 6	0- 2	0- 0	NON-CONFERENCE	0- 1	0- 2	6- 1				
3- 1	0- 0	0- 0	HOME	0- 0	0- 1	3- 0				
2- 4	0- 1	0- 0	AWAY	0- 1	0- 1	2- 1				
1- 1	0- 1	0- 0	NEUTRAL	0- 0	0- 0	1- 0				
12- 4	0- 0	0- 0	CONFERENCE	0- 0	1- 2	11- 2				
5- 3	0- 0	0- 0	HOME	0- 0	0- 1	5- 2				
7- 1	0- 0	0- 0	AWAY	0- 0	1- 1	6- 0				
0- 0	0- 0	0- 0	NEUTRAL	0- 0	0- 0	0- 0				

RPI 1-25				RPI 26-50				RPI 51-100				RPI 101+ Team's RPI: 165			
RPI	S	Opponent	Score	RPI	S	Opponent	Score	RPI	S	Opponent	Score	RPI	S	Opponent	Score
14	N	Georgia Tech	38 80					87	A	South Dakota	61 64	101	A	UT Martin	59 91
18	A	DePaul	65 75									116	A	Eastern Ill.	59 54
												116	H	Eastern Ill.	70 73
												134	A	Pacific	68 78
												144	H	Bradley	60 66
												161	H	Ill.-Chicago	63 57
												212	A	Tennessee Tech	64 62
												212	H	Tennessee Tech	62 54
												243	N	Georgia St.	63 49
												244	A	Sacramento St.	66 80
												267	A	Eastern Ky.	66 55
												267	H	Eastern Ky.	64 53
												270	H	Ball St.	68 56
												271	A	Southern Ill.	70 60
												276	H	Valparaiso	67 64
												283	A	IPFW	72 57
												286	H	Austin Peay	72 61
												292	H	Murray St.	59 67
												297	A	Morehead St.	72 70
												297	H	Morehead St.	70 73
												301	A	Tennessee St.	60 50
												323	A	Southeast Mo. St.	58 43
												323	H	Southeast Mo. St.	63 48
												340	A	Jacksonville St.	78 57
												340	H	Jacksonville St.	79 39
LAST 12 Division I GAMES:															
				87	A	South Dakota	61 64					267	H	Eastern Ky.	64 53
				297	A	Morehead St.	72 70					212	A	Tennessee Tech	64 62
				267	A	Eastern Ky.	66 55					340	A	Jacksonville St.	78 57
				116	A	Eastern Ill.	59 54					286	H	Austin Peay	72 61
				323	H	Southeast Mo. St.	63 48					292	H	Murray St.	59 67
				297	H	Morehead St.	70 73					323	A	Southeast Mo. St.	58 43

Non-Div I Games:

SIU Edwardsville

■ Loss,
■ Non-Conf,
■ S Site,
■ Home
■ A Away
N Neutral

SMU				STRENGTH OF		OPP. STRENGTH		TEAM		CONF.	
Average RPI Win:	238	WON-LOST	WINNING	LAST 12	SCHEDULE	OF SCHEDULE	RPI	ADJ. RPI	CONF. RPI	ADJ CONF. RPI	
Average RPI Loss:	119	RECORD	PCT. RANK	GAMES							
DIV. I ONLY	13- 16	199	4- 8	127	178	191	191	11	11		
DIV. I NON-CONF.	7- 6	152	0- 0	161	296	186	186	12	12		

TOTALS	RPI 1-25	RPI 26-50	W-L RECORDS	RPI 51-100	RPI 101-150	RPI 150+					
13- 16	0- 0	0- 1	OVERALL	1- 6	1- 2	11- 7					
9- 8	0- 0	0- 0	HOME	1- 4	0- 0	8- 4					
4- 8	0- 0	0- 1	AWAY	0- 2	1- 2	3- 3					
0- 0	0- 0	0- 0	NEUTRAL	0- 0	0- 0	0- 0					
7- 6	0- 0	0- 1	NON-CONFERENCE	0- 2	1- 1	6- 2					
6- 3	0- 0	0- 0	HOME	0- 2	0- 0	6- 1					
1- 3	0- 0	0- 1	AWAY	0- 0	1- 1	0- 1					
0- 0	0- 0	0- 0	NEUTRAL	0- 0	0- 0	0- 0					
6- 10	0- 0	0- 0	CONFERENCE	1- 4	0- 1	5- 5					
3- 5	0- 0	0- 0	HOME	1- 2	0- 0	2- 3					
3- 5	0- 0	0- 0	AWAY	0- 2	0- 1	3- 2					
0- 0	0- 0	0- 0	NEUTRAL	0- 0	0- 0	0- 0					

RPI 1-25			RPI 26-50			RPI 51-100			RPI 101+			Team's RPI: 191
RPI	S	Opponent	Score	RPI	S	Opponent	Score	RPI	S	Opponent	Score	
47	A	Kansas	52 75	54	A	UTEP	50 68	103	A	UAB	46 50	
				54	H	UTEP	53 64	109	A	Wichita St.	43 63	
				63	H	Fresno St.	67 88	111	A	UALR	69 60	
				72	H	Memphis	55 60	159	H	Stephen F. Austin	60 66	
				81	A	Tulane	63 75	160	A	Tulsa	57 61	
				81	H	Tulane	54 49	160	H	Tulsa	39 42	
				86	H	Wake Forest	53 65	168	A	Marshall	55 53	
								172	A	Rice	54 56	
								172	H	Rice	60 69	
								175	H	TCU	47 38	
								195	A	UCF	60 48	
								204	A	North Texas	46 50	
								205	H	Southern Miss.	67 74	
								224	H	East Carolina	68 44	
								273	H	Alcorn St.	76 54	
								284	H	Cal St. Fullerton	75 63	
								299	H	UTSA	69 65	
								318	A	Houston	63 50	
								318	H	Houston	76 61	
								321	H	A&M-Corpus Christi	73 64	
								329	H	Northwestern St.	67 41	
LAST 12 Division I GAMES:												
160	A	Tulsa	57 61	72	H	Memphis	55 60					
81	H	Tulane	54 49	81	A	Tulane	63 75					
54	A	UTEP	50 68	318	A	Houston	63 50					
172	H	Rice	60 69	160	H	Tulsa	39 42					
103	A	UAB	46 50	195	A	UCF	60 48					
205	H	Southern Miss.	67 74	224	H	East Carolina	68 44					

Non-Div I Games:

SMU

Loss, Non-Conf, S Site, H Home A Away N Neutral

Average RPI Win:	216	WON-LOST	WINNING	LAST 12	STRENGTH OF	OPP. STRENGTH	TEAM	ADJ.	CONF.	ADJ CONF.
Average RPI Loss:	166	RECORD	PCT. RANK	GAMES	SCHEDULE	OF SCHEDULE	RPI	RPI	RPI	RPI
DIV. I ONLY	11- 17	236	5- 7	230	170	244	244	18	18	
DIV. I NON-CONF.	4- 8	239	0- 0	239	204	284	284	15	15	
TOTALS	RPI 1-25	RPI 26-50	W-L RECORDS	RPI 51-100	RPI 101-150	RPI 150+				
11- 17	0- 1	0- 1	OVERALL	1- 1	2- 4	8- 10				
8- 6	0- 0	0- 0	HOME	1- 0	1- 2	6- 4				
3- 11	0- 1	0- 1	AWAY	0- 1	1- 2	2- 6				
0- 0	0- 0	0- 0	NEUTRAL	0- 0	0- 0	0- 0				
4- 8	0- 1	0- 1	NON-CONFERENCE	0- 0	1- 1	3- 5				
4- 2	0- 0	0- 0	HOME	0- 0	1- 0	3- 2				
0- 6	0- 1	0- 1	AWAY	0- 0	0- 1	0- 3				
0- 0	0- 0	0- 0	NEUTRAL	0- 0	0- 0	0- 0				
7- 9	0- 0	0- 0	CONFERENCE	1- 1	1- 3	5- 5				
4- 4	0- 0	0- 0	HOME	1- 0	0- 2	3- 2				
3- 5	0- 0	0- 0	AWAY	0- 1	1- 1	2- 3				
0- 0	0- 0	0- 0	NEUTRAL	0- 0	0- 0	0- 0				

RPI 1-25				RPI 26-50				RPI 51-100				RPI 101+ Team's RPI: 244			
RPI	S	Opponent	Score	RPI	S	Opponent	Score	RPI	S	Opponent	Score	RPI	S	Opponent	Score
22	A	Oklahoma	55 117	31	A	California	61 85	71	A	Idaho St.	57 78	116	H	Eastern Ill.	89 85
								71	H	Idaho St.	73 65	129	A	UC Davis	57 68
												130	A	Northern Colo.	58 68
												130	H	Northern Colo.	56 64
												145	A	Montana St.	77 76
												145	H	Montana St.	71 76
												152	A	Eastern Wash.	62 78
												152	H	Eastern Wash.	84 90
												165	H	SIU Edwardsville	80 66
												169	A	Montana	54 79
												169	H	Montana	79 88
												183	H	Santa Clara	76 96
												184	A	Portland St.	84 82
												184	H	Portland St.	71 67
												222	A	UC Irvine	75 81
												258	H	Long Beach St.	74 67
												264	A	Loyola Marymount	73 86
												278	A	San Francisco	71 86
												284	H	Cal St. Fullerton	64 81
												289	H	CSU Bakersfield	87 84
												293	A	Northern Ariz.	56 94
												293	H	Northern Ariz.	91 85
												333	A	Weber St.	83 68
												333	H	Weber St.	78 60
LAST 12 Division I GAMES:															
184	A	Portland St.	84 82	130	H	Northern Colo.	56 64								
71	H	Idaho St.	73 65	293	A	Northern Ariz.	56 94								
184	H	Portland St.	71 67	333	A	Weber St.	83 68								
145	A	Montana St.	77 76	169	H	Montana	79 88								
169	A	Montana	54 79	145	H	Montana St.	71 76								
152	H	Eastern Wash.	84 90	71	A	Idaho St.	57 78								

Non-Div I Games: Fresno Pacific 98 87

Sacramento St.

Sacred Heart

Through Games Of Sunday, March 4, 2012

Average RPI Win:	226	WON-LOST	WINNING	LAST 12	STRENGTH OF	OPP. STRENGTH	TEAM	ADJ.	CONF.	ADJ CONF.
Average RPI Loss:	98	RECORD	PCT. RANK	GAMES	SCHEDULE	OF SCHEDULE	RPI	RPI	RPI	RPI
DIV. I ONLY	23- 7	32	9- 3	174	231	68	68	15	15	
DIV. I NON-CONF.	7- 4	98	0- 0	233	269	104	104	21	21	
TOTALS	RPI 1-25	RPI 26-50	W-L RECORDS	RPI 51-100	RPI 101-150	RPI 150+				
23- 7	0- 1	0- 0	OVERALL	1- 3	4- 1	18- 2				
13- 1	0- 0	0- 0	HOME	0- 1	3- 0	10- 0				
10- 6	0- 1	0- 0	AWAY	1- 2	1- 1	8- 2				
0- 0	0- 0	0- 0	NEUTRAL	0- 0	0- 0	0- 0				
7- 4	0- 1	0- 0	NON-CONFERENCE	0- 2	1- 0	6- 1				
4- 0	0- 0	0- 0	HOME	0- 0	1- 0	3- 0				
3- 4	0- 1	0- 0	AWAY	0- 2	0- 0	3- 1				
0- 0	0- 0	0- 0	NEUTRAL	0- 0	0- 0	0- 0				
16- 3	0- 0	0- 0	CONFERENCE	1- 1	3- 1	12- 1				
9- 1	0- 0	0- 0	HOME	0- 1	2- 0	7- 0				
7- 2	0- 0	0- 0	AWAY	1- 0	1- 1	5- 1				
0- 0	0- 0	0- 0	NEUTRAL	0- 0	0- 0	0- 0				

RPI 1-25				RPI 26-50				RPI 51-100 Team's RPI: 68				RPI 101+			
RPI	S	Opponent	Score	RPI	S	Opponent	Score	RPI	S	Opponent	Score	RPI	S	Opponent	Score
15	A	St. Bonaventure	63 67					55	A	Saint Joseph's	54 63	110	A	LIU Brooklyn	68 74
								75	A	Quinnipiac	74 65	110	H	LIU Brooklyn	74 59
								75	H	Quinnipiac	34 71	142	A	Robert Morris	71 64
								83	A	Albany (NY)	54 64	142	H	Robert Morris	70 66
												150	H	Cal Poly	89 69
												154	A	Saint Francis (PA)	85 56
												154	H	Saint Francis (PA)	66 61
												156	A	Monmouth	50 70
												182	H	Lehigh	68 51
												192	A	Manhattan	50 62
												193	H	Mt. St. Mary's	72 54
												213	A	Central Conn. St.	53 40
												213	H	Central Conn. St.	63 57
												236	A	Fairleigh Dickinson	62 47
												236	H	Fairleigh Dickinson	62 58
												239	A	Bryant	74 67
												239	H	Bryant	79 64
												242	A	Siena	62 45
												306	A	Colgate	78 51
												319	A	Saint Peter's	80 55
												326	A	St. Francis (NY)	57 53
												326	H	St. Francis (NY)	62 33
												327	H	Stony Brook	55 33
												336	H	Wagner	67 57
												338	H	Columbia	60 42
LAST 12 Division I GAMES:															
236	H	Fairleigh Dickinson	62 58	239	H	Bryant	79 64								
142	H	Robert Morris	70 66	156	A	Monmouth	50 70								
154	H	Saint Francis (PA)	66 61	236	A	Fairleigh Dickinson	62 47								
110	A	LIU Brooklyn	68 74	336	H	Wagner	67 57								
326	A	St. Francis (NY)	57 53	193	H	Mt. St. Mary's	72 54								
239	A	Bryant	74 67	75	H	Quinnipiac	34 71								

Non-Div I Games:

Sacred Heart

■ Loss,
 ■ Non-Conf,
 ■ S Site,
 ■ Home
 ■ A Away
 N Neutral

Saint Francis (PA)

Through Games Of Sunday, March 4, 2012

Average RPI Win:	214	WON-LOST	WINNING	LAST 12	STRENGTH OF	OPP. STRENGTH	TEAM	ADJ.	CONF.	ADJ CONF.
Average RPI Loss:	122	RECORD	PCT. RANK	GAMES	SCHEDULE	OF SCHEDULE	RPI	RPI	RPI	RPI
DIV. I ONLY	14- 16	187	7- 5	100	162	154	154	15	15	
DIV. I NON-CONF.	3- 8	269	0- 0	122	66	205	205	21	21	
TOTALS	RPI 1-25	RPI 26-50	W-L RECORDS	RPI 51-100	RPI 101-150	RPI 150+				
14- 16	0- 1	0- 0	OVERALL	1- 7	2- 4	11- 4				
7- 5	0- 0	0- 0	HOME	0- 4	1- 1	6- 0				
7- 10	0- 1	0- 0	AWAY	1- 3	1- 3	5- 3				
0- 1	0- 0	0- 0	NEUTRAL	0- 0	0- 0	0- 1				
3- 8	0- 1	0- 0	NON-CONFERENCE	0- 4	1- 1	2- 2				
1- 2	0- 0	0- 0	HOME	0- 2	0- 0	1- 0				
2- 5	0- 1	0- 0	AWAY	0- 2	1- 1	1- 1				
0- 1	0- 0	0- 0	NEUTRAL	0- 0	0- 0	0- 1				
11- 8	0- 0	0- 0	CONFERENCE	1- 3	1- 3	9- 2				
6- 3	0- 0	0- 0	HOME	0- 2	1- 1	5- 0				
5- 5	0- 0	0- 0	AWAY	1- 1	0- 2	4- 2				
0- 0	0- 0	0- 0	NEUTRAL	0- 0	0- 0	0- 0				

RPI 1-25				RPI 26-50				RPI 51-100				RPI 101+ Team's RPI: 154			
RPI	S	Opponent	Score	RPI	S	Opponent	Score	RPI	S	Opponent	Score	RPI	S	Opponent	Score
17	A	Gonzaga	50 92					55	A	Saint Joseph's	53 83	110	H	LIU Brooklyn	67 59
								68	A	Sacred Heart	61 66	133	A	Coppin St.	69 67
								68	H	Sacred Heart	56 85	138	A	Seattle	70 74
								75	A	Quinnipiac	77 71	142	A	Robert Morris	65 77
								75	H	Quinnipiac	73 85	142	A	Robert Morris	82 92
								77	H	Duquesne	70 74	142	H	Robert Morris	63 75
								96	H	Towson	53 59	156	A	Monmouth	45 66
								97	A	Syracuse	45 88	156	H	Monmouth	82 69
												193	A	Mt. St. Mary's	59 51
												199	A	Pittsburgh	50 78
												202	A	Akron	80 79
												213	A	Central Conn. St.	57 47
												213	H	Central Conn. St.	86 83
												233	N	Saint Louis	63 66
												236	A	Fairleigh Dickinson	60 58
												236	H	Fairleigh Dickinson	69 56
												239	A	Bryant	52 57
												239	H	Bryant	85 73
												326	H	St. Francis (NY)	60 51
												330	H	Bucknell	70 53
												336	A	Wagner	85 68
LAST 12 Division I GAMES:															
142	A	Robert Morris	82 92	142	A	Robert Morris	65 77								
75	A	Quinnipiac	77 71	336	A	Wagner	85 68								
68	A	Sacred Heart	61 66	193	A	Mt. St. Mary's	59 51								
213	H	Central Conn. St.	86 83	326	H	St. Francis (NY)	60 51								
239	H	Bryant	85 73	110	H	LIU Brooklyn	67 59								
142	H	Robert Morris	63 75	156	A	Monmouth	45 66								

Non-Div I Games:

Saint Francis (PA)

■ Loss,
 ■ Non-Conf,
 ■ S Site,
 ■ Home
 ■ A Away
 N Neutral

Saint Joseph's

Through Games Of Sunday, March 4, 2012

Average RPI Win:	174	WON-LOST	WINNING	LAST 12	STRENGTH OF	OPP. STRENGTH	TEAM	ADJ.	CONF.	ADJ CONF.
Average RPI Loss:	56	RECORD	PCT. RANK	GAMES	SCHEDULE	OF SCHEDULE	RPI	RPI	RPI	RPI
DIV. I ONLY	21- 10	77	8- 4	71	85	55	55	9	9	
DIV. I NON-CONF.	10- 4	80	0- 0	85	41	40	40	8	8	
TOTALS	RPI 1-25	RPI 26-50	W-L RECORDS	RPI 51-100	RPI 101-150	RPI 150+				
21- 10	0- 3	1- 6	OVERALL	5- 0	2- 0	13- 1				
14- 3	0- 1	1- 2	HOME	4- 0	0- 0	9- 0				
6- 7	0- 2	0- 4	AWAY	1- 0	2- 0	3- 1				
1- 0	0- 0	0- 0	NEUTRAL	0- 0	0- 0	1- 0				
10- 4	0- 1	0- 2	NON-CONFERENCE	4- 0	0- 0	6- 1				
7- 0	0- 0	0- 0	HOME	3- 0	0- 0	4- 0				
2- 4	0- 1	0- 2	AWAY	1- 0	0- 0	1- 1				
1- 0	0- 0	0- 0	NEUTRAL	0- 0	0- 0	1- 0				
11- 6	0- 2	1- 4	CONFERENCE	1- 0	2- 0	7- 0				
7- 3	0- 1	1- 2	HOME	1- 0	0- 0	5- 0				
4- 3	0- 1	0- 2	AWAY	0- 0	2- 0	2- 0				
0- 0	0- 0	0- 0	NEUTRAL	0- 0	0- 0	0- 0				

RPI 1-25				RPI 26-50				RPI 51-100 Team's RPI: 55				RPI 101+			
RPI	S	Opponent	Score	RPI	S	Opponent	Score	RPI	S	Opponent	Score	RPI	S	Opponent	Score
6	A	Maryland	71 94	26	A	Princeton	62 79	56	H	UCLA	64 60	137	A	La Salle	57 53
15	A	St. Bonaventure	61 68	38	H	Dayton	51 65	68	H	Sacred Heart	63 54	140	A	Charlotte	85 73
15	H	St. Bonaventure	52 78	39	A	Villanova	46 52	75	A	Quinnipiac	71 54	154	H	Saint Francis (PA)	83 53
				46	A	Temple	65 75	77	H	Duquesne	72 51	182	H	Lehigh	66 48
				46	H	Temple	70 80	79	H	Drexel	59 50	197	H	Fordham	57 46
				49	A	Richmond	59 78					197	H	Fordham	63 52
				49	H	Richmond	69 57					200	A	Xavier	70 67
												203	H	Boston College	74 57
												209	H	Penn	42 34
												233	H	Saint Louis	69 50
												240	H	George Washington	52 49
												255	A	Massachusetts	86 58
												275	A	Vermont	67 80
												288	N	Dartmouth	85 48
												300	A	Lafayette	65 57
												316	H	Rhode Island	64 53
LAST 12 Division I GAMES:															
				15	H	St. Bonaventure	52 78	316	H	Rhode Island	64 53				
				49	H	Richmond	69 57	233	H	Saint Louis	69 50				
				197	H	Fordham	63 52	137	A	La Salle	57 53				
				240	H	George Washington	52 49	49	A	Richmond	59 78				
				46	A	Temple	65 75	46	H	Temple	70 80				
				140	A	Charlotte	85 73	77	H	Duquesne	72 51				

Non-Div I Games:

Saint Joseph's

■ Loss,
■ Non-Conf,
■ S Site,
■ H Home
■ A Away
N Neutral

Saint Louis

Through Games Of Sunday, March 4, 2012

Average RPI Win:	206	WON-LOST	WINNING	LAST 12	STRENGTH OF	OPP. STRENGTH	TEAM	ADJ.	CONF.	ADJ CONF.
Average RPI Loss:	121	RECORD	PCT. RANK	GAMES	SCHEDULE	OF SCHEDULE	RPI	RPI	RPI	RPI
DIV. I ONLY	9- 20	268	4- 8	90	116	233	233	9	9	
DIV. I NON-CONF.	4- 9	256	0- 0	125	275	245	245	8	8	
TOTALS	RPI 1-25	RPI 26-50	W-L RECORDS	RPI 51-100	RPI 101-150	RPI 150+				
9- 20	0- 1	0- 4	OVERALL	1- 3	2- 5	6- 7				
6- 7	0- 0	0- 2	HOME	1- 0	1- 4	4- 1				
1- 11	0- 1	0- 1	AWAY	0- 2	0- 1	1- 6				
2- 2	0- 0	0- 1	NEUTRAL	0- 1	1- 0	1- 0				
4- 9	0- 0	0- 0	NON-CONFERENCE	0- 2	0- 3	4- 4				
2- 4	0- 0	0- 0	HOME	0- 0	0- 3	2- 1				
1- 4	0- 0	0- 0	AWAY	0- 1	0- 0	1- 3				
1- 1	0- 0	0- 0	NEUTRAL	0- 1	0- 0	1- 0				
5- 11	0- 1	0- 4	CONFERENCE	1- 1	2- 2	2- 3				
4- 3	0- 0	0- 2	HOME	1- 0	1- 1	2- 0				
0- 7	0- 1	0- 1	AWAY	0- 1	0- 1	0- 3				
1- 1	0- 0	0- 1	NEUTRAL	0- 0	1- 0	0- 0				

RPI	S	Opponent	Score	RPI	S	Opponent	Score	RPI	S	Opponent	Score	RPI	S	Opponent	Score	Team's RPI: 233
15	A	St. Bonaventure	52 64	38	A	Dayton	54 72	55	A	Saint Joseph's	50 69	101	H	UT Martin	55 70	
				38	N	Dayton	51 69	65	N	Eastern Mich.	55 66	115	H	Missouri	56 68	
				46	H	Temple	50 66	72	A	Memphis	60 63	137	H	La Salle	52 53	
				49	H	Richmond	45 63	77	H	Duquesne	56 55	140	A	Charlotte	52 61	
												140	H	Charlotte	70 69	
												140	N	Charlotte	64 59	
												148	H	UMKC	67 70	
												153	H	Drake	60 62	
												154	N	Saint Francis (PA)	66 63	
												158	A	Fla. Atlantic	70 63	
												161	A	Ill.-Chicago	60 68	
												167	A	Wisconsin	46 48	
												197	A	Fordham	61 64	
												200	A	Xavier	57 67	
												240	A	George Washington	58 68	
												255	H	Massachusetts	63 59	
												292	A	Murray St.	64 78	
												292	H	Murray St.	59 49	
												316	H	Rhode Island	70 55	
												323	H	Southeast Mo. St.	54 45	
LAST 12 Division I GAMES:																
				38	N	Dayton	51 69	55	A	Saint Joseph's	50 69					
				140	N	Charlotte	64 59	46	H	Temple	50 66					
				197	A	Fordham	61 64	77	H	Duquesne	56 55					
				140	H	Charlotte	70 69	200	A	Xavier	57 67					
				38	A	Dayton	54 72	49	H	Richmond	45 63					
				255	H	Massachusetts	63 59	240	A	George Washington	58 68					

Non-Div I Games: Mo.-St. Louis 73 51 Neb. Omaha 81 54

Saint Louis

Loss, Non-Conf, S Site, H Home A Away N Neutral

Saint Peter's

Through Games Of Sunday, March 4, 2012

Average RPI Win:	249	WON-LOST	WINNING	LAST 12	STRENGTH OF	OPP. STRENGTH	TEAM	ADJ.	CONF.	ADJ CONF.
Average RPI Loss:	180	RECORD	PCT. RANK	GAMES	SCHEDULE	OF SCHEDULE	RPI	RPI	RPI	RPI
DIV. I ONLY	5- 26	325	3- 9	191	269	319	319	22	22	
DIV. I NON-CONF.	0- 11	337	0- 0	235	314	335	335	22	22	
TOTALS	RPI 1-25	RPI 26-50	W-L RECORDS	RPI 51-100	RPI 101-150	RPI 150+				
5- 26	0- 0	0- 3	OVERALL	0- 5	0- 0	5- 18				
2- 12	0- 0	0- 1	HOME	0- 4	0- 0	2- 7				
2- 13	0- 0	0- 1	AWAY	0- 0	0- 0	2- 8				
1- 1	0- 0	0- 1	NEUTRAL	0- 0	0- 0	1- 0				
0- 11	0- 0	0- 0	NON-CONFERENCE	0- 3	0- 0	0- 8				
0- 5	0- 0	0- 0	HOME	0- 3	0- 0	0- 2				
0- 6	0- 0	0- 0	AWAY	0- 0	0- 0	0- 6				
0- 0	0- 0	0- 0	NEUTRAL	0- 0	0- 0	0- 0				
5- 15	0- 0	0- 3	CONFERENCE	0- 2	0- 0	5- 10				
2- 7	0- 0	0- 1	HOME	0- 1	0- 0	2- 5				
2- 7	0- 0	0- 1	AWAY	0- 1	0- 0	2- 5				
1- 1	0- 0	0- 1	NEUTRAL	0- 0	0- 0	1- 0				

RPI 1-25			RPI 26-50			RPI 51-100			RPI 101+			Team's RPI: 319			
RPI	S	Opponent	Score	RPI	S	Opponent	Score	RPI	S	Opponent	Score	RPI	S	Opponent	Score
48	A	Marist	49 87	48	H	Marist	54 56	57	H	Hofstra	52 66	156	A	Monmouth	64 73
48	H	Marist	49 74	48	H	Marist	54 56	68	H	Sacred Heart	55 80	182	A	Lehigh	48 64
48	N	Marist	49 74	48	N	Marist	49 74	91	H	South Fla.	52 68	186	A	Loyola Maryland	68 51
								94	A	Fairfield	44 61	186	H	Loyola Maryland	54 61
								94	H	Fairfield	47 59	192	A	Manhattan	59 72
												192	H	Manhattan	36 62
												202	A	Akron	50 87
												215	A	Niagara	52 61
												215	H	Niagara	52 54
												218	H	Binghamton	63 70
												228	A	Iona	49 74
												228	H	Iona	54 71
												236	A	Fairleigh Dickinson	46 55
												242	A	Siena	50 62
												242	H	Siena	59 61
												245	A	Canisius	54 59
												245	H	Canisius	66 51
												245	N	Canisius	62 57
												285	A	Rider	65 54
												285	H	Rider	65 64
												300	H	Lafayette	50 59
												324	A	NJIT	59 66
												330	A	Bucknell	35 46
LAST 12 Division I GAMES:															
48	N	Marist	49 74	245	H	Canisius	66 51	48	H	Siena	59 61	48	A	Marist	49 87
245	N	Canisius	62 57	48	A	Marist	49 87	94	A	Fairfield	44 61	215	H	Niagara	52 54
228	A	Iona	49 74	94	A	Fairfield	44 61	215	H	Niagara	52 54	192	H	Manhattan	36 62
285	H	Rider	65 64	215	H	Niagara	52 54	192	H	Manhattan	36 62				
192	A	Manhattan	59 72	192	H	Manhattan	36 62								
186	H	Loyola Maryland	54 61												

Non-Div I Games:

Saint Peter's

■ Loss,
 ■ Non-Conf,
 ■ S Site,
 ■ Home
 ■ A Away
 N Neutral

Average RPI Win:	270	WON-LOST	WINNING	LAST 12	STRENGTH OF	OPP. STRENGTH	TEAM	ADJ.	CONF.	ADJ CONF.
Average RPI Loss:	114	RECORD	PCT. RANK	GAMES	SCHEDULE	OF SCHEDULE	RPI	RPI	RPI	RPI
DIV. I ONLY	15- 10	111	9- 3	251	267	147	147	24	24	
DIV. I NON-CONF.	3- 6	239	0- 0	178	100	192	192	27	27	
TOTALS	RPI 1-25	RPI 26-50	W-L RECORDS	RPI 51-100	RPI 101-150	RPI 150+				
15- 10	0- 1	0- 2	OVERALL	0- 2	0- 1	15- 4				
9- 1	0- 0	0- 0	HOME	0- 0	0- 0	9- 1				
6- 9	0- 1	0- 2	AWAY	0- 2	0- 1	6- 3				
0- 0	0- 0	0- 0	NEUTRAL	0- 0	0- 0	0- 0				
3- 6	0- 1	0- 2	NON-CONFERENCE	0- 0	0- 1	3- 2				
2- 0	0- 0	0- 0	HOME	0- 0	0- 0	2- 0				
1- 6	0- 1	0- 2	AWAY	0- 0	0- 1	1- 2				
0- 0	0- 0	0- 0	NEUTRAL	0- 0	0- 0	0- 0				
12- 4	0- 0	0- 0	CONFERENCE	0- 2	0- 0	12- 2				
7- 1	0- 0	0- 0	HOME	0- 0	0- 0	7- 1				
5- 3	0- 0	0- 0	AWAY	0- 2	0- 0	5- 1				
0- 0	0- 0	0- 0	NEUTRAL	0- 0	0- 0	0- 0				

RPI S	Opponent	Score	RPI S	Opponent	Score	RPI S	Opponent	Score	RPI S	Opponent	Score	Team's RPI: 147
9	A Kentucky	52 73	28	A Vanderbilt	56 79	78	A Central Ark.	55 61	115	A Missouri	48 66	
			47	A Kansas	59 87	92	A McNeese St.	48 57	159	A Stephen F. Austin	70 55	
									159	H Stephen F. Austin	67 69	
									170	A Lamar	72 59	
									173	H South Ala.	53 50	
									175	A TCU	49 60	
									208	A Grambling	52 64	
									227	H Nicholls St.	67 46	
									231	A Texas St.	53 66	
									231	H Texas St.	68 54	
									268	H Tex.-Pan American	64 56	
									287	H Southeastern La.	67 46	
									299	A UTSA	63 50	
									299	H UTSA	67 55	
									313	A Texas-Arlington	61 45	
									313	H Texas-Arlington	58 41	
									321	A A&M-Corpus Christi	65 56	
									321	H A&M-Corpus Christi	75 54	
									329	H Northwestern St.	80 64	
									342	A Houston Baptist	69 51	
LAST 12 Division I GAMES:												
231	H Texas St.	68 54	313	A Texas-Arlington	61 45							
159	A Stephen F. Austin	70 55	287	H Southeastern La.	67 46							
170	A Lamar	72 59	92	A McNeese St.	48 57							
329	H Northwestern St.	80 64	299	H UTSA	67 55							
78	A Central Ark.	55 61	159	H Stephen F. Austin	67 69							
321	H A&M-Corpus Christi	75 54	321	A A&M-Corpus Christi	65 56							

Non-Div I Games: Mary Hardin-Baylor 87 53 Texas-Tyler 94 74

Sam Houston St.

Loss, Non-Conf, S Site, H Home A Away N Neutral

Average RPI Win: 223	WON-LOST	WINNING	LAST 12	STRENGTH OF	OPP. STRENGTH	TEAM	ADJ.	CONF.	ADJ CONF.
Average RPI Loss: 131	RECORD	PCT. RANK	GAMES	SCHEDULE	OF SCHEDULE	RPI	RPI	RPI	RPI
DIV. I ONLY	19- 12	104	8- 4	175	193	114	114	14	14
DIV. I NON-CONF.	5- 4	134	0- 0	216	120	128	128	20	20
TOTALS	RPI 1-25	RPI 26-50	W-L RECORDS	RPI 51-100	RPI 101-150	RPI 150+			
19- 12	0- 2	0- 1	OVERALL	3- 4	0- 0	16- 5			
10- 2	0- 0	0- 0	HOME	1- 2	0- 0	9- 0			
5- 9	0- 2	0- 1	AWAY	1- 2	0- 0	4- 4			
4- 1	0- 0	0- 0	NEUTRAL	1- 0	0- 0	3- 1			
5- 4	0- 2	0- 1	NON-CONFERENCE	0- 0	0- 0	5- 1			
2- 0	0- 0	0- 0	HOME	0- 0	0- 0	2- 0			
1- 3	0- 2	0- 1	AWAY	0- 0	0- 0	1- 0			
2- 1	0- 0	0- 0	NEUTRAL	0- 0	0- 0	2- 1			
14- 8	0- 0	0- 0	CONFERENCE	3- 4	0- 0	11- 4			
8- 2	0- 0	0- 0	HOME	1- 2	0- 0	7- 0			
4- 6	0- 0	0- 0	AWAY	1- 2	0- 0	3- 4			
2- 0	0- 0	0- 0	NEUTRAL	1- 0	0- 0	1- 0			

RPI 1-25				RPI 26-50				RPI 51-100				RPI 101+ Team's RPI: 114			
RPI	S	Opponent	Score	RPI	S	Opponent	Score	RPI	S	Opponent	Score	RPI	S	Opponent	Score
9	A	Kentucky	61 90	41	A	Florida	56 81	59	A	Chattanooga	68 74	169	N	Montana	59 45
18	A	DePaul	57 86					59	H	Chattanooga	58 48	176	A	Elon	44 69
								66	A	Appalachian St.	49 53	176	H	Elon	67 53
								66	H	Appalachian St.	53 57	176	N	Elon	67 36
								85	A	Davidson	73 65	198	A	Furman	42 40
								85	H	Davidson	39 52	198	H	Furman	71 66
								85	N	Davidson	62 51	212	H	Tennessee Tech	61 55
												226	N	Western Ky.	57 58
												232	A	Western Caro.	44 52
												232	H	Western Caro.	64 61
												259	A	Col. of Charleston	60 54
												259	H	Col. of Charleston	70 56
												263	A	Alabama St.	62 51
												281	A	Wofford	59 73
												281	H	Wofford	82 59
												302	A	Ga. Southern	53 47
												302	H	Ga. Southern	67 41
												309	A	UNC Greensboro	53 61
												309	H	UNC Greensboro	83 40
												323	N	Southeast Mo. St.	63 58
												340	H	Jacksonville St.	73 40
LAST 12 Division I GAMES:															
		85	N	Davidson			62	51			198	A	Furman		42 40
		176	N	Elon			67	36			259	H	Col. of Charleston		70 56
		85	H	Davidson			39	52			302	H	Ga. Southern		67 41
		66	H	Appalachian St.			53	57			281	A	Wofford		59 73
		59	H	Chattanooga			58	48			309	H	UNC Greensboro		83 40
		232	A	Western Caro.			44	52			176	H	Elon		67 53

Non-Div I Games:

Samford

■ Loss,
 ■ Non-Conf,
 ■ S Site,
 ■ Home
 ■ A Away
 N Neutral

Average RPI Win:	197	WON-LOST	WINNING	LAST 12	STRENGTH OF	OPP. STRENGTH	TEAM	ADJ.	CONF.	ADJ CONF.
Average RPI Loss:	73	RECORD	PCT. RANK	GAMES	SCHEDULE	OF SCHEDULE	RPI	RPI	RPI	RPI
DIV. I ONLY	21- 8	54	9- 3	150	101	74	74	8	8	
DIV. I NON-CONF.	8- 3	73	0- 0	265	224	114	114	9	9	
TOTALS	RPI 1-25	RPI 26-50	W-L RECORDS	RPI 51-100	RPI 101-150	RPI 150+				
21- 8	0- 2	2- 3	OVERALL	1- 1	5- 0	13- 2				
11- 3	0- 1	1- 1	HOME	0- 1	3- 0	7- 0				
9- 4	0- 1	1- 1	AWAY	1- 0	2- 0	5- 2				
1- 1	0- 0	0- 1	NEUTRAL	0- 0	0- 0	1- 0				
8- 3	0- 0	0- 0	NON-CONFERENCE	1- 1	3- 0	4- 2				
5- 1	0- 0	0- 0	HOME	0- 1	2- 0	3- 0				
3- 2	0- 0	0- 0	AWAY	1- 0	1- 0	1- 2				
0- 0	0- 0	0- 0	NEUTRAL	0- 0	0- 0	0- 0				
13- 5	0- 2	2- 3	CONFERENCE	0- 0	2- 0	9- 0				
6- 2	0- 1	1- 1	HOME	0- 0	1- 0	4- 0				
6- 2	0- 1	1- 1	AWAY	0- 0	1- 0	4- 0				
1- 1	0- 0	0- 1	NEUTRAL	0- 0	0- 0	1- 0				

RPI	S	Opponent	Score	RPI	S	Opponent	Score	RPI	S	Opponent	Score	RPI	S	Opponent	Score
17	A	Gonzaga	58 69	43	A	BYU	50 64	69	H	Texas Tech	57 58	134	H	Pacific	77 57
17	H	Gonzaga	44 54	43	H	BYU	53 62	95	A	San Diego St.	56 45	138	A	Seattle	82 65
				43	N	BYU	46 64					141	A	Pepperdine	56 46
				50	A	St. Mary's (CA)	77 60					141	H	Pepperdine	70 39
				50	H	St. Mary's (CA)	74 59					150	H	Cal Poly	69 52
												152	A	Eastern Wash.	57 68
												181	A	Portland	51 46
												181	H	Portland	72 66
												181	N	Portland	70 60
												183	A	Santa Clara	58 41
												183	H	Santa Clara	56 50
												197	A	Fordham	42 44
												264	A	Loyola Marymount	78 54
												264	H	Loyola Marymount	80 58
												278	A	San Francisco	68 50
												278	H	San Francisco	74 63
												289	H	CSU Bakersfield	99 70
												303	H	La.-Lafayette	103 44
												306	H	Colgate	75 73
												338	A	Columbia	54 32
LAST 12 Division I GAMES:															
				43	N	BYU	46 64	141	A	Pepperdine	56 46				
				181	N	Portland	70 60	278	H	San Francisco	74 63				
				181	A	Portland	51 46	17	A	Gonzaga	58 69				
				50	H	St. Mary's (CA)	74 59	183	H	Santa Clara	56 50				
				43	A	BYU	50 64	141	H	Pepperdine	70 39				
				264	A	Loyola Marymount	78 54	278	A	San Francisco	68 50				

Non-Div I Games: Cal St. San Marcos 80 56

San Diego

Loss, Non-Conf, S Site, H Home A Away N Neutral

Average RPI Win:	223	WON-LOST	WINNING	LAST 12	STRENGTH OF	OPP. STRENGTH	TEAM	ADJ.	CONF.	ADJ CONF.
Average RPI Loss:	131	RECORD	PCT. RANK	GAMES	SCHEDULE	OF SCHEDULE	RPI	RPI	RPI	RPI
DIV. I ONLY	22- 6	28	10- 2	314	124	95	95	23	23	
DIV. I NON-CONF.	10- 4	80	0- 0	307	50	147	147	23	23	
TOTALS	RPI 1-25	RPI 26-50	W-L RECORDS	RPI 51-100	RPI 101-150	RPI 150+				
22- 6	1- 0	0- 0	OVERALL	1- 2	3- 1	17- 3				
13- 1	0- 0	0- 0	HOME	1- 1	2- 0	10- 0				
8- 4	0- 0	0- 0	AWAY	0- 1	1- 1	7- 2				
1- 1	1- 0	0- 0	NEUTRAL	0- 0	0- 0	0- 1				
10- 4	1- 0	0- 0	NON-CONFERENCE	1- 2	1- 1	7- 1				
6- 1	0- 0	0- 0	HOME	1- 1	1- 0	4- 0				
3- 2	0- 0	0- 0	AWAY	0- 1	0- 1	3- 0				
1- 1	1- 0	0- 0	NEUTRAL	0- 0	0- 0	0- 1				
12- 2	0- 0	0- 0	CONFERENCE	0- 0	2- 0	10- 2				
7- 0	0- 0	0- 0	HOME	0- 0	1- 0	6- 0				
5- 2	0- 0	0- 0	AWAY	0- 0	1- 0	4- 2				
0- 0	0- 0	0- 0	NEUTRAL	0- 0	0- 0	0- 0				

RPI 1-25				RPI 26-50				RPI 51-100				Team's RPI: 95		RPI 101+			
RPI	S	Opponent	Score	RPI	S	Opponent	Score	RPI	S	Opponent	Score			RPI	S	Opponent	Score
18	N	DePaul	82 74					56	A	UCLA	71 78			104	A	UNLV	66 62
								74	H	San Diego	45 56			104	H	UNLV	77 64
								98	H	Washington	63 51			126	A	Washington St.	50 65
														150	H	Cal Poly	79 78
														174	A	Colorado St.	65 68
														174	H	Colorado St.	66 57
														175	A	TCU	39 58
														175	H	TCU	61 46
														181	N	Portland	58 59
														209	H	Penn	51 37
														222	A	UC Irvine	76 57
														237	A	Wyoming	68 55
														237	H	Wyoming	56 45
														241	A	Boise St.	69 59
														241	H	Boise St.	58 41
														250	A	Hawaii	71 44
														279	H	Longwood	79 37
														289	A	CSU Bakersfield	74 60
														305	A	New Mexico	57 44
														305	H	New Mexico	77 47
														309	H	UNC Greensboro	57 29
														311	A	Air Force	75 62
														311	H	Air Force	59 46
														334	H	Ark.-Pine Bluff	86 43
LAST 12 Division I GAMES:																	
				241	H	Boise St.	58 41					175	A	TCU	39 58		
				174	A	Colorado St.	65 68					241	A	Boise St.	69 59		
				237	A	Wyoming	68 55					174	H	Colorado St.	66 57		
				311	H	Air Force	59 46					237	H	Wyoming	56 45		
				305	A	New Mexico	57 44					311	A	Air Force	75 62		
				104	H	UNLV	77 64					305	H	New Mexico	77 47		

Non-Div I Games:

San Diego St.

San Francisco

Through Games Of Sunday, March 4, 2012

Average RPI Win:	176	WON-LOST	WINNING	LAST 12	STRENGTH OF	OPP. STRENGTH	TEAM	ADJ.	CONF.	ADJ CONF.
Average RPI Loss:	145	RECORD	PCT. RANK	GAMES	SCHEDULE	OF SCHEDULE	RPI	RPI	RPI	RPI
DIV. I ONLY	5- 25	323	2- 10	109	115	278	278	8	8	
DIV. I NON-CONF.	2- 11	309	0- 0	142	279	298	298	9	9	
TOTALS	RPI 1-25	RPI 26-50	W-L RECORDS	RPI 51-100	RPI 101-150	RPI 150+				
5- 25	0- 2	2- 3	OVERALL	0- 2	0- 7	3- 11				
2- 12	0- 1	1- 2	HOME	0- 1	0- 3	1- 5				
3- 11	0- 1	1- 1	AWAY	0- 1	0- 4	2- 4				
0- 2	0- 0	0- 0	NEUTRAL	0- 0	0- 0	0- 2				
2- 11	0- 0	0- 1	NON-CONFERENCE	0- 0	0- 5	2- 5				
1- 5	0- 0	0- 1	HOME	0- 0	0- 2	1- 2				
1- 5	0- 0	0- 0	AWAY	0- 0	0- 3	1- 2				
0- 1	0- 0	0- 0	NEUTRAL	0- 0	0- 0	0- 1				
3- 14	0- 2	2- 2	CONFERENCE	0- 2	0- 2	1- 6				
1- 7	0- 1	1- 1	HOME	0- 1	0- 1	0- 3				
2- 6	0- 1	1- 1	AWAY	0- 1	0- 1	1- 2				
0- 1	0- 0	0- 0	NEUTRAL	0- 0	0- 0	0- 1				

RPI	S	Opponent	Score	RPI	S	Opponent	Score	RPI	S	Opponent	Score	RPI	S	Opponent	Score	Team's RPI: 278
17	A	Gonzaga	52 87	41	H	Florida	68 91	74	A	San Diego	63 74	118	A	Colorado	66 84	
17	H	Gonzaga	59 79	43	A	BYU	71 64	74	H	San Diego	50 68	129	A	UC Davis	50 64	
				43	H	BYU	67 76					130	H	Northern Colo.	81 85	
				50	A	St. Mary's (CA)	42 64					138	A	Seattle	56 74	
				50	H	St. Mary's (CA)	66 64					141	A	Pepperdine	64 77	
												141	H	Pepperdine	69 85	
												150	H	Cal Poly	66 82	
												163	H	Cal St. Northridge	59 67	
												181	A	Portland	76 78	
												181	H	Portland	63 77	
												183	A	Santa Clara	62 69	
												183	H	Santa Clara	51 59	
												189	A	UC Santa Barbara	41 60	
												217	N	Loyola Chicago	63 65	
												244	H	Sacramento St.	86 71	
												248	A	Ohio	53 63	
												264	A	Loyola Marymount	61 59	
												264	H	Loyola Marymount	49 62	
												264	N	Loyola Marymount	60 66	
												277	A	San Jose St.	88 77	
												284	H	Cal St. Fullerton	50 55	
LAST 12 Division I GAMES:																
264	N	Loyola Marymount	60 66	183	H	Santa Clara	51 59									
183	A	Santa Clara	62 69	264	H	Loyola Marymount	49 62									
181	H	Portland	63 77	74	H	San Diego	50 68									
43	A	BYU	71 64	50	H	St. Mary's (CA)	66 64									
17	H	Gonzaga	59 79	141	A	Pepperdine	64 77									
74	A	San Diego	63 74	181	A	Portland	76 78									

Non-Div I Games:

San Francisco

■ Loss,
 ■ Non-Conf,
 ■ S Site,
 ■ Home
 ■ A Away
 N Neutral

Average RPI Win:	265	WON-LOST	WINNING	LAST 12	STRENGTH OF	OPP. STRENGTH	TEAM	ADJ.	CONF.	ADJ CONF.
Average RPI Loss:	194	RECORD	PCT. RANK	GAMES	SCHEDULE	OF SCHEDULE	RPI	RPI	RPI	RPI
DIV. I ONLY	11- 18	240	4- 8	302	298	277	277	25	25	
DIV. I NON-CONF.	5- 10	239	0- 0	270	333	279	279	24	24	
TOTALS	RPI 1-25	RPI 26-50	W-L RECORDS	RPI 51-100	RPI 101-150	RPI 150+				
11- 18	0- 0	0- 0	OVERALL	1- 1	0- 7	10- 10				
6- 7	0- 0	0- 0	HOME	1- 0	0- 2	5- 5				
5- 10	0- 0	0- 0	AWAY	0- 1	0- 4	5- 5				
0- 1	0- 0	0- 0	NEUTRAL	0- 0	0- 1	0- 0				
5- 10	0- 0	0- 0	NON-CONFERENCE	0- 0	0- 5	5- 5				
2- 4	0- 0	0- 0	HOME	0- 0	0- 1	2- 3				
3- 5	0- 0	0- 0	AWAY	0- 0	0- 3	3- 2				
0- 1	0- 0	0- 0	NEUTRAL	0- 0	0- 1	0- 0				
6- 8	0- 0	0- 0	CONFERENCE	1- 1	0- 2	5- 5				
4- 3	0- 0	0- 0	HOME	1- 0	0- 1	3- 2				
2- 5	0- 0	0- 0	AWAY	0- 1	0- 1	2- 3				
0- 0	0- 0	0- 0	NEUTRAL	0- 0	0- 0	0- 0				

RPI 1-25			RPI 26-50			RPI 51-100			RPI 101+ Team's RPI: 277		
RPI	S	Opponent	Score	RPI	S	Opponent	Score	RPI	S	Opponent	Score
						63 A Fresno St.	49 76	104 A UNLV		41 78	
						63 H Fresno St.	62 61	116 H Eastern Ill.		71 93	
								122 N American		46 49	
								129 A UC Davis		60 80	
								136 A Utah St.		71 84	
								136 H Utah St.		73 78	
								150 A Cal Poly		55 71	
								163 A Cal St. Northridge		55 85	
								183 A Santa Clara		74 53	
								194 A Louisiana Tech		68 73	
								194 H Louisiana Tech		64 70	
								221 H Brown		47 61	
								250 A Hawaii		67 58	
								250 H Hawaii		83 67	
								274 A Idaho		65 70	
								274 H Idaho		63 67	
								278 H San Francisco		77 88	
								284 H Cal St. Fullerton		65 81	
								293 H Northern Ariz.		74 64	
								304 A Utah Valley		57 45	
								308 A Southern Utah		70 68	
								311 H Air Force		68 53	
								312 A Nevada		86 79	
								312 H Nevada		70 63	
								328 A New Mexico St.		55 56	
								328 H New Mexico St.		67 62	
LAST 12 Division I GAMES:											
136 A		Utah St.	71 84	250 A		Hawaii	67 58				
274 A		Idaho	65 70	274 H		Idaho	63 67				
63 H		Fresno St.	62 61	136 H		Utah St.	73 78				
312 H		Nevada	70 63	312 A		Nevada	86 79				
328 A		New Mexico St.	55 56	63 A		Fresno St.	49 76				
194 A		Louisiana Tech	68 73	194 H		Louisiana Tech	64 70				

Non-Div I Games:

San Jose St.

■ Loss,
 ■ Non-Conf,
 ■ S Site,
 ■ H Home
 ■ A Away
 N Neutral

RPI	S	Opponent	Score
333	A	Weber St.	67 69

San Jose St.

S
a
n
J
o
s
e
S
t
.

S
a
n
J
o
s
e
S
t
.

Santa Clara

Through Games Of Sunday, March 4, 2012

Average RPI Win:	225	WON-LOST	WINNING	LAST 12	STRENGTH OF	OPP. STRENGTH	TEAM	ADJ.	CONF.	ADJ CONF.
Average RPI Loss:	103	RECORD	PCT. RANK	GAMES	SCHEDULE	OF SCHEDULE	RPI	RPI	RPI	RPI
DIV. I ONLY	12- 18	226	4- 8	98	112	183	183	8	8	
DIV. I NON-CONF.	7- 6	152	0- 0	90	265	130	130	9	9	
TOTALS	RPI 1-25	RPI 26-50	W-L RECORDS	RPI 51-100	RPI 101-150	RPI 150+				
12- 18	0- 2	0- 6	OVERALL	0- 3	2- 3	10- 4				
8- 7	0- 1	0- 3	HOME	0- 1	2- 1	6- 1				
4- 10	0- 1	0- 3	AWAY	0- 2	0- 2	4- 2				
0- 1	0- 0	0- 0	NEUTRAL	0- 0	0- 0	0- 1				
7- 6	0- 0	0- 2	NON-CONFERENCE	0- 1	2- 1	5- 2				
5- 2	0- 0	0- 1	HOME	0- 0	2- 0	3- 1				
2- 4	0- 0	0- 1	AWAY	0- 1	0- 1	2- 1				
0- 0	0- 0	0- 0	NEUTRAL	0- 0	0- 0	0- 0				
5- 12	0- 2	0- 4	CONFERENCE	0- 2	0- 2	5- 2				
3- 5	0- 1	0- 2	HOME	0- 1	0- 1	3- 0				
2- 6	0- 1	0- 2	AWAY	0- 1	0- 1	2- 1				
0- 1	0- 0	0- 0	NEUTRAL	0- 0	0- 0	0- 1				

RPI 1-25				RPI 26-50				RPI 51-100				RPI 101+ Team's RPI: 183			
RPI	S	Opponent	Score	RPI	S	Opponent	Score	RPI	S	Opponent	Score	RPI	S	Opponent	Score
17	A	Gonzaga	55 87	26	H	Princeton	61 77	63	A	Fresno St.	71 83	129	H	UC Davis	81 78
17	H	Gonzaga	68 81	31	A	California	58 75	74	A	San Diego	50 56	130	H	Northern Colo.	71 37
				43	A	BYU	57 84	74	H	San Diego	41 58	138	A	Seattle	62 80
				43	H	BYU	64 74					141	A	Pepperdine	57 67
				50	A	St. Mary's (CA)	52 72					141	H	Pepperdine	56 62
				50	H	St. Mary's (CA)	47 57					163	A	Cal St. Northridge	90 72
												181	A	Portland	71 70
												181	H	Portland	78 63
												181	N	Portland	76 90
												222	A	UC Irvine	82 88
												244	A	Sacramento St.	96 76
												258	H	Long Beach St.	73 63
												264	A	Loyola Marymount	54 64
												264	H	Loyola Marymount	61 57
												277	H	San Jose St.	53 74
												278	A	San Francisco	59 51
												278	H	San Francisco	69 62
												289	H	CSU Bakersfield	93 87
												308	H	Southern Utah	79 78
LAST 12 Division I GAMES:															
181	N	Portland	76 90	264	H	Loyola Marymount	61 57								
278	H	San Francisco	69 62	278	A	San Francisco	59 51								
43	A	BYU	57 84	74	A	San Diego	50 56								
181	A	Portland	71 70	43	H	BYU	64 74								
17	A	Gonzaga	55 87	50	A	St. Mary's (CA)	52 72								
50	H	St. Mary's (CA)	47 57	264	A	Loyola Marymount	54 64								

Non-Div I Games:

Santa Clara

Loss, Non-Conf, S Site, H Home A Away N Neutral

Average RPI Win:	293	WON-LOST	WINNING	LAST 12	STRENGTH OF	OPP. STRENGTH	TEAM	ADJ.	CONF.	ADJ CONF.
Average RPI Loss:	187	RECORD	PCT. RANK	GAMES	SCHEDULE	OF SCHEDULE	RPI	RPI	RPI	RPI
DIV. I ONLY	7- 19	290	3- 8	298	315	320	320	28	28	
DIV. I NON-CONF.	4- 6	212	1- 0	222	180	216	216	25	25	
TOTALS	RPI 1-25	RPI 26-50	W-L RECORDS	RPI 51-100	RPI 101-150	RPI 150+				
7- 19	0- 0	0- 2	OVERALL	0- 3	0- 4	7- 10				
6- 6	0- 0	0- 0	HOME	0- 1	0- 3	6- 2				
1- 13	0- 0	0- 2	AWAY	0- 2	0- 1	1- 8				
0- 0	0- 0	0- 0	NEUTRAL	0- 0	0- 0	0- 0				
4- 6	0- 0	0- 2	NON-CONFERENCE	0- 1	0- 1	4- 2				
3- 1	0- 0	0- 0	HOME	0- 0	0- 1	3- 0				
1- 5	0- 0	0- 2	AWAY	0- 1	0- 0	1- 2				
0- 0	0- 0	0- 0	NEUTRAL	0- 0	0- 0	0- 0				
3- 13	0- 0	0- 0	CONFERENCE	0- 2	0- 3	3- 8				
3- 5	0- 0	0- 0	HOME	0- 1	0- 2	3- 2				
0- 8	0- 0	0- 0	AWAY	0- 1	0- 1	0- 6				
0- 0	0- 0	0- 0	NEUTRAL	0- 0	0- 0	0- 0				

RPI S	Opponent	Score	RPI S	Opponent	Score	RPI S	Opponent	Score	RPI S	Opponent	Score	Team's RPI: 320
32	A Nebraska	50 70	61	H Howard	51 64	133	H Coppin St.	45 71				
34	A South Carolina	39 65	80	A Hampton	40 59	143	H Mississippi St.	42 56				
			89	A North Carolina	21 74	148	A Florida A&M	50 55				
						148	H Florida A&M	45 58				
						195	A UCF	48 62				
						216	A Md.-East. Shore	42 47				
						261	A N.C. A&T	45 69				
						261	H N.C. A&T	74 88				
						263	A Alabama St.	45 47				
						266	A Norfolk St.	49 54				
						272	A North Florida	64 61				
						279	H Longwood	53 41				
						280	H Jacksonville	67 64				
						282	A South Carolina St.	48 55				
						282	H South Carolina St.	76 65				
						296	H Morgan St.	69 60				
						298	A Bethune-Cookman	54 58				
						298	H Bethune-Cookman	43 47				
						303	H La.-Lafayette	41 36				
						341	A N.C. Central	38 50				
						341	H N.C. Central	59 43				
LAST 12 Division I GAMES:												
216	A Md.-East. Shore	42 47	341	A N.C. Central	38 50							
261	H N.C. A&T	74 88	279	H Longwood	53 41							
341	H N.C. Central	59 43	282	A South Carolina St.	48 55							
298	H Bethune-Cookman	43 47	61	H Howard	51 64							
148	H Florida A&M	45 58	282	H South Carolina St.	76 65							
261	A N.C. A&T	45 69	298	A Bethune-Cookman	54 58							

Non-Div I Games: Paine 55 38 Columbia (SC) 68 35 Talladega 74 58

Savannah St.

Average RPI Win:	234	WON-LOST	WINNING	LAST 12	STRENGTH OF	OPP. STRENGTH	TEAM	ADJ.	CONF.	ADJ CONF.
Average RPI Loss:	91	RECORD	PCT. RANK	GAMES	SCHEDULE	OF SCHEDULE	RPI	RPI	RPI	RPI
DIV. I ONLY	18- 10	89	8- 4	179	138	138	138	26	26	
DIV. I NON-CONF.	17- 10	106	7- 4	168	196	124	124	26	26	
TOTALS	RPI 1-25	RPI 26-50	W-L RECORDS	RPI 51-100	RPI 101-150	RPI 150+				
18- 10	0- 1	0- 2	OVERALL	1- 3	0- 3	17- 1				
12- 5	0- 0	0- 2	HOME	1- 1	0- 1	11- 1				
6- 5	0- 1	0- 0	AWAY	0- 2	0- 2	6- 0				
0- 0	0- 0	0- 0	NEUTRAL	0- 0	0- 0	0- 0				
17- 10	0- 1	0- 2	NON-CONFERENCE	1- 3	0- 3	16- 1				
11- 5	0- 0	0- 2	HOME	1- 1	0- 1	10- 1				
6- 5	0- 1	0- 0	AWAY	0- 2	0- 2	6- 0				
0- 0	0- 0	0- 0	NEUTRAL	0- 0	0- 0	0- 0				
1- 0	0- 0	0- 0	CONFERENCE	0- 0	0- 0	1- 0				
1- 0	0- 0	0- 0	HOME	0- 0	0- 0	1- 0				
0- 0	0- 0	0- 0	AWAY	0- 0	0- 0	0- 0				
0- 0	0- 0	0- 0	NEUTRAL	0- 0	0- 0	0- 0				

RPI	S	Opponent	Score	RPI	S	Opponent	Score	RPI	S	Opponent	Score	RPI	S	Opponent	Score	Team's RPI: 138
2	A	Stanford	52 76	43	H	BYU	55 69	63	A	Fresno St.	61 71	111	A	UALR	63 72	
				50	H	St. Mary's (CA)	70 71	65	H	Eastern Mich.	75 72	129	H	UC Davis	62 66	
								74	H	San Diego	65 82	134	A	Pacific	79 81	
								98	A	Washington	53 72	154	H	Saint Francis (PA)	74 70	
												174	H	Colorado St.	61 43	
												181	H	Portland	69 55	
												183	H	Santa Clara	80 62	
												184	A	Portland St.	90 79	
												189	H	UC Santa Barbara	60 55	
												202	H	Akron	74 85	
												222	A	UC Irvine	86 58	
												238	A	Milwaukee	63 56	
												241	A	Boise St.	89 80	
												258	H	Long Beach St.	78 49	
												274	A	Idaho	80 72	
												278	H	San Francisco	74 56	
												289	H	CSU Bakersfield	86 65	
												304	H	Utah Valley	70 41	
												310	H	UC Riverside	64 42	
												331	A	Chicago St.	81 45	
												331	H	Chicago St.	80 38	
LAST 12 Division I GAMES:																
289	H	CSU Bakersfield	86 65	238	A	Milwaukee	63 56									
2	A	Stanford	52 76	43	H	BYU	55 69									
310	H	UC Riverside	64 42	222	A	UC Irvine	86 58									
331	A	Chicago St.	81 45	134	A	Pacific	79 81									
304	H	Utah Valley	70 41	331	H	Chicago St.	80 38									
184	A	Portland St.	90 79	63	A	Fresno St.	61 71									

Non-Div I Games:

Seattle

■ Loss,
 ■ Non-Conf,
 ■ S Site,
 ■ Home
 ■ A Away
 N Neutral

Average RPI Win: 188	WON-LOST	WINNING	LAST 12	STRENGTH OF	OPP. STRENGTH	TEAM	ADJ.	CONF.	ADJ CONF.
Average RPI Loss: 68	RECORD	PCT. RANK	GAMES	SCHEDULE	OF SCHEDULE	RPI	RPI	RPI	RPI
DIV. I ONLY	8- 23	297	1- 11	35	48	179	179	3	3
DIV. I NON-CONF.	7- 7	160	0- 0	73	164	142	142	2	2
TOTALS	RPI 1-25	RPI 26-50	W-L RECORDS	RPI 51-100	RPI 101-150	RPI 150+			
8- 23	0- 6	0- 5	OVERALL	2- 7	0- 3	6- 2			
3- 12	0- 5	0- 1	HOME	2- 4	0- 1	1- 1			
3- 9	0- 1	0- 2	AWAY	0- 3	0- 2	3- 0			
2- 2	0- 0	0- 1	NEUTRAL	0- 0	0- 0	2- 1			
7- 7	0- 0	0- 1	NON-CONFERENCE	2- 4	0- 0	5- 2			
3- 4	0- 0	0- 1	HOME	2- 2	0- 0	1- 1			
2- 2	0- 0	0- 0	AWAY	0- 2	0- 0	2- 0			
2- 1	0- 0	0- 0	NEUTRAL	0- 0	0- 0	2- 1			
1- 16	0- 6	0- 4	CONFERENCE	0- 3	0- 3	1- 0			
0- 8	0- 5	0- 0	HOME	0- 2	0- 1	0- 0			
1- 7	0- 1	0- 3	AWAY	0- 1	0- 2	1- 0			
0- 1	0- 0	0- 1	NEUTRAL	0- 0	0- 0	0- 0			

RPI 1-25				RPI 26-50				RPI 51-100				RPI 101+				Team's RPI: 179	
RPI	S	Opponent	Score	RPI	S	Opponent	Score	RPI	S	Opponent	Score	RPI	S	Opponent	Score		
3	H	Notre Dame	36 74	29	A	Georgetown	51 56	57	A	Hofstra	74 94	105	H	Cincinnati	48 54		
5	H	Connecticut	37 70	36	A	West Virginia	63 79	58	H	Fla. Gulf Coast	57 51	125	A	Providence	47 62		
11	H	St. John's (NY)	25 55	39	A	Villanova	53 62	61	H	Howard	44 63	128	A	Marquette	60 69		
13	A	Rutgers	39 62	39	N	Villanova	60 61	72	A	Memphis	73 82	178	N	Alabama	56 62		
18	H	DePaul	59 71	44	H	Michigan	47 51	79	H	Drexel	77 64	185	A	New Hampshire	61 38		
23	H	Louisville	53 63					86	H	Wake Forest	44 60	194	N	Louisiana Tech	72 69		
								91	A	South Fla.	45 57	196	N	Old Dominion	60 49		
								91	H	South Fla.	49 68	199	A	Pittsburgh	63 39		
								97	H	Syracuse	66 70	219	H	William & Mary	54 61		
												262	A	Army	53 50		
												327	H	Stony Brook	65 30		
LAST 12 Division I GAMES:																	
				39	N	Villanova	60 61	29	A	Georgetown	51 56						
				23	H	Louisville	53 63	11	H	St. John's (NY)	25 55						
				199	A	Pittsburgh	63 39	39	A	Villanova	53 62						
				13	A	Rutgers	39 62	18	H	DePaul	59 71						
				105	H	Cincinnati	48 54	91	A	South Fla.	45 57						
				125	A	Providence	47 62	97	H	Syracuse	66 70						

Non-Div I Games:

Seton Hall

■ Loss,
 ■ Non-Conf,
 ■ S Site,
 ■ H Home
 ■ A Away
 N Neutral
























































Average RPI Win: 263	WON-LOST	WINNING	LAST 12	STRENGTH OF	OPP. STRENGTH	TEAM	ADJ.	CONF.	ADJ CONF.
Average RPI Loss: 158	RECORD	PCT. RANK	GAMES	SCHEDULE	OF SCHEDULE	RPI	RPI	RPI	RPI
DIV. I ONLY	12- 17	221	7- 5	235	270	242	242	22	22
DIV. I NON-CONF.	2- 7	289	0- 0	296	289	320	320	22	22
TOTALS	RPI 1-25	RPI 26-50	W-L RECORDS	RPI 51-100	RPI 101-150	RPI 150+			
12- 17	0- 0	0- 2	OVERALL	0- 5	0- 0	12- 10			
7- 7	0- 0	0- 1	HOME	0- 3	0- 0	7- 3			
4- 9	0- 0	0- 1	AWAY	0- 1	0- 0	4- 7			
1- 1	0- 0	0- 0	NEUTRAL	0- 1	0- 0	1- 0			
2- 7	0- 0	0- 0	NON-CONFERENCE	0- 2	0- 0	2- 5			
1- 4	0- 0	0- 0	HOME	0- 2	0- 0	1- 2			
1- 3	0- 0	0- 0	AWAY	0- 0	0- 0	1- 3			
0- 0	0- 0	0- 0	NEUTRAL	0- 0	0- 0	0- 0			
10- 10	0- 0	0- 2	CONFERENCE	0- 3	0- 0	10- 5			
6- 3	0- 0	0- 1	HOME	0- 1	0- 0	6- 1			
3- 6	0- 0	0- 1	AWAY	0- 1	0- 0	3- 4			
1- 1	0- 0	0- 0	NEUTRAL	0- 1	0- 0	1- 0			

RPI 1-25				RPI 26-50				RPI 51-100				RPI 101+				Team's RPI: 242	
RPI	S	Opponent	Score	RPI	S	Opponent	Score	RPI	S	Opponent	Score	RPI	S	Opponent	Score		
				48	A	Marist	51 75	68	H	Sacred Heart	45 62	186	A	Loyola Maryland	45 55		
				48	H	Marist	45 56	83	H	Albany (NY)	48 72	186	H	Loyola Maryland	54 67		
								94	A	Fairfield	48 52	192	A	Manhattan	53 56		
								94	H	Fairfield	49 68	192	H	Manhattan	61 56		
								94	N	Fairfield	48 63	192	N	Manhattan	34 33		
												206	A	Navy	50 61		
												213	A	Central Conn. St.	47 51		
												215	A	Niagara	66 87		
												215	H	Niagara	62 49		
												218	H	Binghamton	70 80		
												228	A	Iona	71 87		
												228	H	Iona	83 59		
												245	A	Canisius	69 57		
												245	H	Canisius	67 61		
												255	H	Massachusetts	53 58		
												261	A	N.C. A&T	53 67		
												285	A	Rider	67 56		
												285	H	Rider	61 42		
												316	H	Rhode Island	73 65		
												317	A	Maine	78 51		
												319	A	Saint Peter's	61 59		
												319	H	Saint Peter's	62 50		
LAST 12 Division I GAMES:																	
				94	N	Fairfield	48 63	48	A	Marist	51 75						
				192	N	Manhattan	34 33	319	A	Saint Peter's	61 59						
				245	A	Canisius	69 57	228	H	Iona	83 59						
				215	A	Niagara	66 87	192	A	Manhattan	53 56						
				285	H	Rider	61 42	48	H	Marist	45 56						
				192	H	Manhattan	61 56	319	H	Saint Peter's	62 50						

Non-Div I Games:





Siena

Average RPI Win:	235	WON-LOST	WINNING	LAST 12	STRENGTH OF	OPP. STRENGTH	TEAM	ADJ.	CONF.	ADJ CONF.
Average RPI Loss:	151	RECORD	PCT. RANK	GAMES	SCHEDULE	OF SCHEDULE	RPI	RPI	RPI	RPI
DIV. I ONLY	15- 13	150	6- 6	284	152	173	173	17	17	
DIV. I NON-CONF.	5- 5	160	0- 0	322	169	209	209	16	16	
TOTALS	RPI 1-25	RPI 26-50	W-L RECORDS	RPI 51-100	RPI 101-150	RPI 150+				
15- 13	0- 0	0- 2	OVERALL	0- 0	2- 6	13- 5				
9- 2	0- 0	0- 1	HOME	0- 0	1- 1	8- 0				
4- 10	0- 0	0- 1	AWAY	0- 0	0- 4	4- 5				
2- 1	0- 0	0- 0	NEUTRAL	0- 0	1- 1	1- 0				
5- 5	0- 0	0- 0	NON-CONFERENCE	0- 0	1- 2	4- 3				
3- 0	0- 0	0- 0	HOME	0- 0	0- 0	3- 0				
1- 5	0- 0	0- 0	AWAY	0- 0	0- 2	1- 3				
1- 0	0- 0	0- 0	NEUTRAL	0- 0	1- 0	0- 0				
10- 8	0- 0	0- 2	CONFERENCE	0- 0	1- 4	9- 2				
6- 2	0- 0	0- 1	HOME	0- 0	1- 1	5- 0				
3- 5	0- 0	0- 1	AWAY	0- 0	0- 2	3- 2				
1- 1	0- 0	0- 0	NEUTRAL	0- 0	0- 1	1- 0				

RPI 1-25	RPI 26-50	RPI 51-100	RPI 101+	Team's RPI: 173
RPI S Opponent Score	RPI S Opponent Score	RPI S Opponent Score	RPI S Opponent Score	Score
	37  Middle Tenn. 39  60		102 N  Utah 61 53	
	37  Middle Tenn. 53  60		111  UALR 43  55	
			111 N UALR 54  60	
			131  Denver 57 51	
			135  FIU 55  58	
			135  FIU 48  50	
			143  Mississippi St. 47  63	
			147  Sam Houston St. 50  53	
			158  Fla. Atlantic 40  41	
			158  Fla. Atlantic 66 57	
			188  Ole Miss 45  54	
			195  UCF 89 76	
			204  North Texas 69 60	
			205  Southern Miss. 62  67	
			223  Arkansas St. 68 39	
			223 N Arkansas St. 62 38	
			225  Southern U. 57 44	
			226  Western Ky. 56 52	
			226  Western Ky. 70 33	
			251  La.-Monroe 52  55	
			299  UTSA 54 42	
			301  Tennessee St. 69  74	
			303  La.-Lafayette 72 68	
			329  Northwestern St. 64 51	
			337  Troy 53 46	
			337  Troy 63 26	
LAST 12 Division I GAMES:				
111 N UALR 54  60	223  Arkansas St. 68 39			
223 N Arkansas St. 62 38	226  Western Ky. 56 52			
135  FIU 55  58	158  Fla. Atlantic 66 57			
158  Fla. Atlantic 40  41	337  Troy 63 26			
226  Western Ky. 70 33	111  UALR 43  55			
251  La.-Monroe 52  55	37  Middle Tenn. 53  60			

Non-Div I Games: Talladega 57 52 Spring Hill 97 46

South Ala.

 Loss,  Non-Conf, S Site,  Home  Away N Neutral

South Carolina

Through Games Of Sunday, March 4, 2012

Average RPI Win:	143	WON-LOST	WINNING	LAST 12	STRENGTH OF	OPP. STRENGTH	TEAM	ADJ.	CONF.	ADJ CONF.
Average RPI Loss:	37	RECORD	PCT. RANK	GAMES	SCHEDULE	OF SCHEDULE	RPI	RPI	RPI	RPI
DIV. I ONLY	23- 9	58	8- 4	47	30	34	34	2	2	
DIV. I NON-CONF.	11- 2	24	0- 0	246	123	77	77	3	3	
TOTALS	RPI 1-25	RPI 26-50	W-L RECORDS	RPI 51-100	RPI 101-150	RPI 150+				
23- 9	2- 6	5- 1	OVERALL	2- 1	2- 1	12- 0				
12- 3	0- 3	3- 0	HOME	0- 0	1- 0	8- 0				
8- 5	1- 2	2- 1	AWAY	1- 1	1- 1	3- 0				
3- 1	1- 1	0- 0	NEUTRAL	1- 0	0- 0	1- 0				
11- 2	0- 1	0- 0	NON-CONFERENCE	2- 1	1- 0	8- 0				
6- 1	0- 1	0- 0	HOME	0- 0	0- 0	6- 0				
4- 1	0- 0	0- 0	AWAY	1- 1	1- 0	2- 0				
1- 0	0- 0	0- 0	NEUTRAL	1- 0	0- 0	0- 0				
12- 7	2- 5	5- 1	CONFERENCE	0- 0	1- 1	4- 0				
6- 2	0- 2	3- 0	HOME	0- 0	1- 0	2- 0				
4- 4	1- 2	2- 1	AWAY	0- 0	0- 1	1- 0				
2- 1	1- 1	0- 0	NEUTRAL	0- 0	0- 0	1- 0				

RPI S Opponent	Score	RPI S Opponent	Score	Team's RPI: 34	RPI S Opponent	Score	RPI S Opponent	Score
4 A Tennessee	64 60	28 A Vanderbilt	65 60		79 A Drexel	62 58	112 A Illinois	71 52
4 N Tennessee	58 74	28 H Vanderbilt	65 55		88 A North Carolina St.	53 55	119 A Auburn	49 53
9 A Kentucky	50 53	35 A Arkansas	47 68		89 N North Carolina	79 48	143 H Mississippi St.	69 43
9 H Kentucky	58 66	35 H Arkansas	53 47				178 A Alabama	69 55
20 A LSU	48 58	41 A Florida	49 44				178 H Alabama	68 42
21 H Penn St.	50 55	41 H Florida	62 58				178 N Alabama	57 38
24 H Georgia	59 61						187 H Alabama A&M	60 53
24 N Georgia	59 55						188 H Ole Miss	61 43
							198 H Furman	72 33
							200 A Xavier	67 56
							247 A Clemson	65 48
							249 H Presbyterian	52 24
							259 H Col. of Charleston	59 40
							282 H South Carolina St.	66 21
							320 H Savannah St.	65 39
LAST 12 Division I GAMES:								
4 N Tennessee	58 74	24 H Georgia	59 61					
24 N Georgia	59 55	41 H Florida	62 58					
178 N Alabama	57 38	35 A Arkansas	47 68					
35 H Arkansas	53 47	4 A Tennessee	64 60					
9 A Kentucky	50 53	143 H Mississippi St.	69 43					
178 A Alabama	69 55	188 H Ole Miss	61 43					

Non-Div I Games:

South Carolina

Loss, Non-Conf, S Site, H Home A Away N Neutral

Average RPI Win:	296	WON-LOST	WINNING	LAST 12	STRENGTH OF	OPP. STRENGTH	TEAM	ADJ.	CONF.	ADJ CONF.
Average RPI Loss:	185	RECORD	PCT. RANK	GAMES	SCHEDULE	OF SCHEDULE	RPI	RPI	RPI	RPI
DIV. I ONLY	10- 15	226	5- 7	321	329	282	282	28	28	
DIV. I NON-CONF.	3- 6	239	0- 0	263	261	275	275	25	25	
TOTALS	RPI 1-25	RPI 26-50	W-L RECORDS	RPI 51-100	RPI 101-150	RPI 150+				
10- 15	0- 1	0- 1	OVERALL	0- 2	0- 3	10- 8				
5- 6	0- 0	0- 0	HOME	0- 1	0- 2	5- 3				
4- 9	0- 1	0- 1	AWAY	0- 1	0- 1	4- 5				
1- 0	0- 0	0- 0	NEUTRAL	0- 0	0- 0	1- 0				
3- 6	0- 1	0- 1	NON-CONFERENCE	0- 0	0- 0	3- 4				
2- 1	0- 0	0- 0	HOME	0- 0	0- 0	2- 1				
0- 5	0- 1	0- 1	AWAY	0- 0	0- 0	0- 3				
1- 0	0- 0	0- 0	NEUTRAL	0- 0	0- 0	1- 0				
7- 9	0- 0	0- 0	CONFERENCE	0- 2	0- 3	7- 4				
3- 5	0- 0	0- 0	HOME	0- 1	0- 2	3- 2				
4- 4	0- 0	0- 0	AWAY	0- 1	0- 1	4- 2				
0- 0	0- 0	0- 0	NEUTRAL	0- 0	0- 0	0- 0				

RPI 1-25				RPI 26-50				RPI 51-100				RPI 101+ Team's RPI: 282			
RPI	S	Opponent	Score	RPI	S	Opponent	Score	RPI	S	Opponent	Score	RPI	S	Opponent	Score
24	A	Georgia	48 85	34	A	South Carolina	21 66	61	H	Howard	46 69	133	H	Coppin St.	39 57
								80	A	Hampton	41 73	148	A	Florida A&M	62 79
												148	H	Florida A&M	69 75
												177	A	Winthrop	59 67
												210	H	Charleston So.	68 65
												247	A	Clemson	38 83
												249	H	Presbyterian	50 53
												261	A	N.C. A&T	71 68
												261	H	N.C. A&T	61 101
												266	A	Norfolk St.	75 69
												280	A	Jacksonville	67 68
												294	N	Coastal Caro.	61 59
												296	H	Morgan St.	84 71
												298	A	Bethune-Cookman	71 60
												298	H	Bethune-Cookman	65 69
												315	A	Delaware St.	53 55
												320	A	Savannah St.	65 76
												320	H	Savannah St.	55 48
												335	H	UNC Asheville	92 82
												341	A	N.C. Central	78 52
												341	H	N.C. Central	68 57
LAST 12 Division I GAMES:															
315	A	Delaware St.	53 55	261	A	N.C. A&T	71 68								
341	H	N.C. Central	68 57	320	H	Savannah St.	55 48								
261	H	N.C. A&T	61 101	61	H	Howard	46 69								
148	H	Florida A&M	69 75	320	A	Savannah St.	65 76								
298	H	Bethune-Cookman	65 69	148	A	Florida A&M	62 79								
341	A	N.C. Central	78 52	298	A	Bethune-Cookman	71 60								

Non-Div I Games: Claflin 76 59 Southern Wesleyan 78 56

South Carolina St.

Loss, Non-Conf, S Site, H Home A Away N Neutral

Average RPI Win:	209	WON-LOST	WINNING	LAST 12	STRENGTH OF	OPP. STRENGTH	TEAM	ADJ.	CONF.	ADJ CONF.
Average RPI Loss:	180	RECORD	PCT. RANK	GAMES	SCHEDULE	OF SCHEDULE	RPI	RPI	RPI	RPI
DIV. I ONLY	19- 7	53	10- 1	212	241	87	87	19	19	
DIV. I NON-CONF.	7- 1	19	1- 0	71	321	19	19	11	11	
TOTALS	RPI 1-25	RPI 26-50	W-L RECORDS	RPI 51-100	RPI 101-150	RPI 150+				
19- 7	0- 0	0- 0	OVERALL	3- 1	3- 3	13- 3				
12- 1	0- 0	0- 0	HOME	1- 0	2- 1	9- 0				
7- 6	0- 0	0- 0	AWAY	2- 1	1- 2	4- 3				
0- 0	0- 0	0- 0	NEUTRAL	0- 0	0- 0	0- 0				
7- 1	0- 0	0- 0	NON-CONFERENCE	2- 0	1- 1	4- 0				
4- 0	0- 0	0- 0	HOME	0- 0	1- 0	3- 0				
3- 1	0- 0	0- 0	AWAY	2- 0	0- 1	1- 0				
0- 0	0- 0	0- 0	NEUTRAL	0- 0	0- 0	0- 0				
12- 6	0- 0	0- 0	CONFERENCE	1- 1	2- 2	9- 3				
8- 1	0- 0	0- 0	HOME	1- 0	1- 1	6- 0				
4- 5	0- 0	0- 0	AWAY	0- 1	1- 1	3- 3				
0- 0	0- 0	0- 0	NEUTRAL	0- 0	0- 0	0- 0				

RPI 1-25			RPI 26-50			RPI 51-100			Team's RPI: 87	RPI 101+		
RPI	S	Opponent	Score	RPI	S	Opponent	Score	RPI	S	Opponent	Score	
						64	A South Dakota St.	51	59	113	A Oral Roberts	60 57
						64	H South Dakota St.	59	53	113	H Oral Roberts	53 66
						71	A Idaho St.	66	54	130	H Northern Colo.	73 48
						84	A Creighton	56	53	146	A UNI	43 53
										148	A UMKC	49 61
										148	H UMKC	60 54
										165	H SIU Edwardsville	64 61
										234	A Western Ill.	62 47
										234	H Western Ill.	78 57
										235	A Oakland	58 51
										235	H Oakland	49 38
										253	A North Dakota St.	50 64
										253	H North Dakota St.	53 40
										254	A IUPUI	42 52
										254	H IUPUI	73 65
										257	H Cornell	79 56
										283	A IPFW	63 65
										283	H IPFW	70 56
										293	H Northern Ariz.	73 56
										304	A Utah Valley	63 54
										308	A Southern Utah	68 40
										308	H Southern Utah	81 69
LAST 12 Division I GAMES:												
						165	H SIU Edwardsville	64	61	253	H North Dakota St.	53 40
						283	H IPFW	70	56	148	H UMKC	60 54
						235	H Oakland	49	38	113	A Oral Roberts	60 57
						234	A Western Ill.	62	47	308	A Southern Utah	68 40
						254	A IUPUI	42	52	254	H IUPUI	73 65
						64	H South Dakota St.	59	53	234	H Western Ill.	78 57

Non-Div I Games: Viterbo 82 34 Tabor 94 16 Neb. Omaha 58 38

South Dakota

Average RPI Win:	209	WON-LOST	WINNING	LAST 12	STRENGTH OF	OPP. STRENGTH	TEAM	ADJ.	CONF.	ADJ CONF.
Average RPI Loss:	71	RECORD	PCT. RANK	GAMES	SCHEDULE	OF SCHEDULE	RPI	RPI	RPI	RPI
DIV. I ONLY	21- 8	54	11- 1	125	120	64	64	19	19	
DIV. I NON-CONF.	4- 6	212	0- 0	16	12	97	97	11	11	
TOTALS	RPI 1-25	RPI 26-50	W-L RECORDS	RPI 51-100	RPI 101-150	RPI 150+				
21- 8	0- 1	0- 3	OVERALL	1- 1	7- 3	13- 0				
12- 1	0- 1	0- 0	HOME	1- 0	5- 0	6- 0				
8- 5	0- 0	0- 2	AWAY	0- 1	2- 2	6- 0				
1- 2	0- 0	0- 1	NEUTRAL	0- 0	0- 1	1- 0				
4- 6	0- 1	0- 3	NON-CONFERENCE	0- 0	4- 2	0- 0				
3- 1	0- 1	0- 0	HOME	0- 0	3- 0	0- 0				
1- 3	0- 0	0- 2	AWAY	0- 0	1- 1	0- 0				
0- 2	0- 0	0- 1	NEUTRAL	0- 0	0- 1	0- 0				
17- 2	0- 0	0- 0	CONFERENCE	1- 1	3- 1	13- 0				
9- 0	0- 0	0- 0	HOME	1- 0	2- 0	6- 0				
7- 2	0- 0	0- 0	AWAY	0- 1	1- 1	6- 0				
1- 0	0- 0	0- 0	NEUTRAL	0- 0	0- 0	1- 0				

RPI 1-25				RPI 26-50				RPI 51-100				Team's RPI: 64	RPI 101+			
RPI	S	Opponent	Score	RPI	S	Opponent	Score	RPI	S	Opponent	Score		RPI	S	Opponent	Score
19	H	Kansas St.	46 63	32	A	Nebraska	71 80	87	A	South Dakota	53 59		105	N	Cincinnati	22 55
				37	A	Middle Tenn.	49 59	87	H	South Dakota	59 51		111	A	UALR	60 49
				48	N	Marist	49 57						111	H	UALR	64 55
													113	A	Oral Roberts	65 71
													113	H	Oral Roberts	70 51
													126	H	Washington St.	63 58
													128	A	Marquette	51 59
													136	H	Utah St.	84 73
													148	A	UMKC	79 73
													148	H	UMKC	75 62
													234	A	Western Ill.	82 56
													234	H	Western Ill.	101 61
													235	A	Oakland	61 51
													235	H	Oakland	62 52
													253	A	North Dakota St.	88 52
													253	H	North Dakota St.	88 43
													254	A	IUPUI	74 63
													254	H	IUPUI	66 52
													283	A	IPFW	76 66
													283	H	IPFW	81 58
													283	N	IPFW	80 59
													308	A	Southern Utah	66 50
													308	H	Southern Utah	65 43
LAST 12 Division I GAMES:																
				283	N	IPFW	80 59						113	H	Oral Roberts	70 51
				234	H	Western Ill.	101 61						308	H	Southern Utah	65 43
				254	H	IUPUI	66 52						235	A	Oakland	61 51
				253	H	North Dakota St.	88 43						283	A	IPFW	76 66
				87	A	South Dakota	53 59						253	A	North Dakota St.	88 52
				148	A	UMKC	79 73						87	H	South Dakota	59 51

Non-Div I Games: St. Cloud St. 74 35

South Dakota St.

Average RPI Win:	176	WON-LOST	WINNING	LAST 12	STRENGTH OF	OPP. STRENGTH	TEAM	ADJ.	CONF.	ADJ CONF.
Average RPI Loss:	41	RECORD	PCT. RANK	GAMES	SCHEDULE	OF SCHEDULE	RPI	RPI	RPI	RPI
DIV. I ONLY	17- 15	155	6- 6	63	32	91	91	3	3	
DIV. I NON-CONF.	8- 6	128	0- 0	118	122	122	122	2	2	
TOTALS	RPI 1-25	RPI 26-50	W-L RECORDS	RPI 51-100	RPI 101-150	RPI 150+				
17- 15	1- 7	1- 4	OVERALL	0- 3	5- 1	10- 0				
9- 3	1- 1	1- 2	HOME	0- 0	2- 0	5- 0				
5- 6	0- 3	0- 0	AWAY	0- 1	2- 1	3- 0				
3- 6	0- 2	0- 2	NEUTRAL	0- 2	1- 0	2- 0				
8- 6	0- 1	0- 2	NON-CONFERENCE	0- 2	2- 1	6- 0				
4- 0	0- 0	0- 0	HOME	0- 0	1- 0	3- 0				
2- 1	0- 0	0- 0	AWAY	0- 0	0- 1	2- 0				
2- 5	0- 1	0- 2	NEUTRAL	0- 2	1- 0	1- 0				
9- 9	1- 6	1- 2	CONFERENCE	0- 1	3- 0	4- 0				
5- 3	1- 1	1- 2	HOME	0- 0	1- 0	2- 0				
3- 5	0- 4	0- 0	AWAY	0- 1	2- 0	1- 0				
1- 1	0- 1	0- 0	NEUTRAL	0- 0	0- 0	1- 0				

RPI 1-25				RPI 26-50				RPI 51-100 Team's RPI: 91				RPI 101+			
RPI	S	Opponent	Score	RPI	S	Opponent	Score	RPI	S	Opponent	Score	RPI	S	Opponent	Score
3	A	Notre Dame	68 80	29	H	Georgetown	56 66	71	N	Idaho St.	63 76	105	A	Cincinnati	58 55
5	A	Connecticut	62 77	35	N	Arkansas	61 65	97	A	Syracuse	61 76	119	A	Auburn	45 62
11	A	St. John's (NY)	57 67	36	H	West Virginia	52 55	99	N	Florida St.	49 62	120	H	Stetson	77 62
12	N	Miami (FL)	72 92	38	N	Dayton	63 73					121	N	Minnesota	60 52
13	H	Rutgers	66 72	39	H	Villanova	54 39					125	H	Providence	64 56
18	H	DePaul	66 63									128	A	Marquette	61 48
18	N	DePaul	62 76									162	N	Central Mich.	86 80
23	A	Louisville	57 63									179	A	Seton Hall	68 49
LAST 12 Division I GAMES:															
		18 N DePaul	62 76			39 H Villanova	54 39								
		199 N Pittsburgh	60 59			11 A St. John's (NY)	57 67								
		125 H Providence	64 56			97 A Syracuse	61 76								
		3 A Notre Dame	68 80			36 H West Virginia	52 55								
		199 H Pittsburgh	62 50			5 A Connecticut	62 77								
		128 A Marquette	61 48			179 H Seton Hall	57 45								

Non-Div I Games:

South Fla.

Average RPI Win:	295	WON-LOST	WINNING	LAST 12	STRENGTH OF	OPP. STRENGTH	TEAM	ADJ.	CONF.	ADJ CONF.
Average RPI Loss:	184	RECORD	PCT. RANK	GAMES	SCHEDULE	OF SCHEDULE	RPI	RPI	RPI	RPI
DIV. I ONLY	6- 22	306	3- 9	275	311	323	323	31	31	
DIV. I NON-CONF.	2- 10	305	0- 0	237	186	310	310	31	31	
TOTALS	RPI 1-25	RPI 26-50	W-L RECORDS	RPI 51-100	RPI 101-150	RPI 150+				
6- 22	0- 0	0- 0	OVERALL	0- 1	0- 7	6- 14				
4- 6	0- 0	0- 0	HOME	0- 0	0- 2	4- 4				
1- 14	0- 0	0- 0	AWAY	0- 1	0- 4	1- 9				
1- 2	0- 0	0- 0	NEUTRAL	0- 0	0- 1	1- 1				
2- 10	0- 0	0- 0	NON-CONFERENCE	0- 1	0- 3	2- 6				
1- 1	0- 0	0- 0	HOME	0- 0	0- 0	1- 1				
0- 7	0- 0	0- 0	AWAY	0- 1	0- 2	0- 4				
1- 2	0- 0	0- 0	NEUTRAL	0- 0	0- 1	1- 1				
4- 12	0- 0	0- 0	CONFERENCE	0- 0	0- 4	4- 8				
3- 5	0- 0	0- 0	HOME	0- 0	0- 2	3- 3				
1- 7	0- 0	0- 0	AWAY	0- 0	0- 2	1- 5				
0- 0	0- 0	0- 0	NEUTRAL	0- 0	0- 0	0- 0				

RPI S	Opponent	Score	RPI S	Opponent	Score	RPI S	Opponent	Score	RPI S	Opponent	Score	Team's RPI: 323
						88 A	North Carolina St.	29 66	101 A	UT Martin	47 88	
									101 H	UT Martin	44 77	
									103 A	UAB	41 64	
									114 N	Samford	58 63	
									116 A	Eastern Ill.	48 74	
									116 H	Eastern Ill.	46 73	
									146 A	UNI	42 62	
									157 A	Wright St.	53 74	
									161 A	Ill.-Chicago	54 69	
									162 N	Central Mich.	59 100	
									165 A	SIU Edwardsville	48 63	
									165 H	SIU Edwardsville	43 58	
									188 H	Ole Miss	43 51	
									212 A	Tennessee Tech	57 60	
									223 H	Arkansas St.	56 52	
									233 A	Saint Louis	45 54	
									267 A	Eastern Ky.	37 52	
									279 N	Longwood	56 52	
									286 A	Austin Peay	84 88	
									286 H	Austin Peay	69 60	
									290 A	Western Mich.	34 67	
									292 A	Murray St.	62 63	
									292 H	Murray St.	75 80	
									297 H	Morehead St.	57 61	
									301 H	Tennessee St.	50 39	
									340 A	Jacksonville St.	54 47	
LAST 12 Division I GAMES:												
286 A	Austin Peay	84 88	116 A	Eastern Ill.	48 74							
340 A	Jacksonville St.	54 47	286 H	Austin Peay	69 60							
101 H	UT Martin	44 77	101 A	UT Martin	47 88							
165 A	SIU Edwardsville	48 63	212 A	Tennessee Tech	57 60							
292 A	Murray St.	62 63	165 H	SIU Edwardsville	43 58							
301 H	Tennessee St.	50 39	116 H	Eastern Ill.	46 73							

Non-Div I Games: Lindenwood (MO) 66 56

Southeast Mo. St.

■ Loss,
 ■ Non-Conf, S Site,
 ■ Home
 ■ Away
 N Neutral

S
o
u
t
h
e
a
s
t
M
o
.
S
t
.

RPI S Southeast Mo. St.
Opponent Score

Through Games Of Sunday, March 4, 2012

RPI	S	Opponent	Score
340	H	Jacksonville St.	66 48

S
o
u
t
h
e
a
s
t
M
o
.
S
t
.

Southeast Mo. St.

Average RPI Win:	257	WON-LOST	WINNING	LAST 12	STRENGTH OF	OPP. STRENGTH	TEAM	ADJ.	CONF.	ADJ CONF.
Average RPI Loss:	178	RECORD	PCT. RANK	GAMES	SCHEDULE	OF SCHEDULE	RPI	RPI	RPI	RPI
DIV. I ONLY	8- 17	267	7- 5	228	308	287	287	24	24	
DIV. I NON-CONF.	1- 8	321	0- 0	273	307	333	333	27	27	
TOTALS	RPI 1-25	RPI 26-50	W-L RECORDS	RPI 51-100	RPI 101-150	RPI 150+				
8- 17	0- 0	0- 1	OVERALL	1- 4	0- 2	7- 10				
6- 6	0- 0	0- 0	HOME	1- 1	0- 1	5- 4				
2- 11	0- 0	0- 1	AWAY	0- 3	0- 1	2- 6				
0- 0	0- 0	0- 0	NEUTRAL	0- 0	0- 0	0- 0				
1- 8	0- 0	0- 1	NON-CONFERENCE	0- 1	0- 1	1- 5				
1- 3	0- 0	0- 0	HOME	0- 0	0- 1	1- 2				
0- 5	0- 0	0- 1	AWAY	0- 1	0- 0	0- 3				
0- 0	0- 0	0- 0	NEUTRAL	0- 0	0- 0	0- 0				
7- 9	0- 0	0- 0	CONFERENCE	1- 3	0- 1	6- 5				
5- 3	0- 0	0- 0	HOME	1- 1	0- 0	4- 2				
2- 6	0- 0	0- 0	AWAY	0- 2	0- 1	2- 3				
0- 0	0- 0	0- 0	NEUTRAL	0- 0	0- 0	0- 0				

RPI S	Opponent	Score	RPI S	Opponent	Score	RPI S	Opponent	Score	RPI S	Opponent	Score	Team's RPI: 287
45	A Texas	65 73	72	A Memphis	44 80	147	A Sam Houston St.	46 67				
			78	A Central Ark.	54 71	148	H Florida A&M	63 85				
			78	H Central Ark.	58 53	159	H Stephen F. Austin	61 69				
			92	A McNeese St.	53 68	170	A Lamar	69 61				
			92	H McNeese St.	36 60	170	H Lamar	69 71				
						178	A Alabama	56 69				
						188	A Ole Miss	52 72				
						227	A Nicholls St.	79 88				
						227	H Nicholls St.	73 72				
						231	A Texas St.	63 67				
						273	H Alcorn St.	54 62				
						299	H UTSA	64 63				
						303	A La.-Lafayette	54 63				
						303	H La.-Lafayette	57 69				
						313	H Texas-Arlington	71 41				
						314	H Jackson St.	76 49				
						321	A A&M-Corpus Christi	73 78				
						329	A Northwestern St.	79 70				
						329	H Northwestern St.	73 66				
LAST 12 Division I GAMES:												
227	H Nicholls St.	73 72	329	A Northwestern St.	79 70							
92	A McNeese St.	53 68	299	H UTSA	64 63							
78	H Central Ark.	58 53	147	A Sam Houston St.	46 67							
231	A Texas St.	63 67	170	A Lamar	69 61							
313	H Texas-Arlington	71 41	329	H Northwestern St.	73 66							
170	H Lamar	69 71	78	A Central Ark.	54 71							

Non-Div I Games: New Orleans 81 30 Centenary (LA) 83 54 Spring Hill 85 72 Mobile 54 45 Southeastern La.

Average RPI Win: 119	WON-LOST	WINNING	LAST 12	STRENGTH OF	OPP. STRENGTH	TEAM	ADJ.	CONF.	ADJ CONF.
Average RPI Loss: 62	RECORD	PCT. RANK	GAMES	SCHEDULE	OF SCHEDULE	RPI	RPI	RPI	RPI
DIV. I ONLY	18- 11	97	8- 4	14	23	30	30	4	4
DIV. I NON-CONF.	6- 5	139	1- 0	22	20	42	42	5	5
TOTALS	RPI 1-25	RPI 26-50	W-L RECORDS	RPI 51-100	RPI 101-150	RPI 150+			
18- 11	1- 5	2- 1	OVERALL	6- 2	4- 2	5- 1			
9- 3	0- 1	1- 0	HOME	3- 2	2- 0	3- 0			
8- 7	1- 3	1- 1	AWAY	3- 0	2- 2	1- 1			
1- 1	0- 1	0- 0	NEUTRAL	0- 0	0- 0	1- 0			
6- 5	1- 3	0- 1	NON-CONFERENCE	1- 0	1- 0	3- 1			
3- 0	0- 0	0- 0	HOME	1- 0	0- 0	2- 0			
2- 4	1- 2	0- 1	AWAY	0- 0	1- 0	0- 1			
1- 1	0- 1	0- 0	NEUTRAL	0- 0	0- 0	1- 0			
12- 6	0- 2	2- 0	CONFERENCE	5- 2	3- 2	2- 0			
6- 3	0- 1	1- 0	HOME	2- 2	2- 0	1- 0			
6- 3	0- 1	1- 0	AWAY	3- 0	1- 2	1- 0			
0- 0	0- 0	0- 0	NEUTRAL	0- 0	0- 0	0- 0			

RPI 1-25				RPI 26-50				Team's RPI: 30				RPI 51-100				RPI 101+			
RPI	S	Opponent	Score	RPI	S	Opponent	Score	RPI	S	Opponent	Score	RPI	S	Opponent	Score	RPI	S	Opponent	Score
2	A	Stanford	52 69	31	A	California	76 75	56	A	UCLA	47 43	102	A	Utah	55 63				
2	H	Stanford	53 61	31	H	California	74 54	56	H	UCLA	66 54	118	A	Colorado	67 69				
3	N	Notre Dame	58 80	32	A	Nebraska	50 68	63	H	Fresno St.	65 57	123	H	Oregon	92 73				
8	A	Texas A&M	70 71					67	A	Arizona St.	60 48	126	A	Washington St.	65 54				
17	A	Gonzaga	58 51					67	H	Arizona St.	59 53	126	H	Washington St.	67 62				
24	A	Georgia	60 67					70	H	Oregon St.	61 65	141	A	Pepperdine	75 71				
								98	A	Washington	62 55	164	A	Arizona	72 67				
								98	H	Washington	61 67	164	H	Arizona	78 62				
												189	H	UC Santa Barbara	50 39				
												223	A	Arkansas St.	56 58				
												299	H	UTSA	74 56				
												322	N	Gardner-Webb	82 41				
LAST 12 Division I GAMES:																			
126	A	Washington St.	65 54	2	A	Stanford	52 69												
98	A	Washington	62 55	98	H	Washington	61 67												
67	H	Arizona St.	59 53	126	H	Washington St.	67 62												
164	H	Arizona	78 62	189	H	UC Santa Barbara	50 39												
56	H	UCLA	66 54	102	A	Utah	55 63												
31	A	California	76 75	118	A	Colorado	67 69												

Non-Div I Games:

Southern California

■ Loss,
 ■ Non-Conf,
 ■ S Site,
 ■ Home
 ■ A Away
 N Neutral

Average RPI Win:	250	WON-LOST	WINNING	LAST 12	STRENGTH OF	OPP. STRENGTH	TEAM	ADJ.	CONF.	ADJ CONF.
Average RPI Loss:	132	RECORD	PCT. RANK	GAMES	SCHEDULE	OF SCHEDULE	RPI	RPI	RPI	RPI
DIV. I ONLY	8- 21	283	4- 8	151	139	271	271	10	10	
DIV. I NON-CONF.	4- 7	229	1- 0	240	325	267	267	10	10	
TOTALS	RPI 1-25	RPI 26-50	W-L RECORDS	RPI 51-100	RPI 101-150	RPI 150+				
8- 21	0- 1	0- 0	OVERALL	1- 5	0- 9	7- 6				
6- 8	0- 0	0- 0	HOME	1- 2	0- 4	5- 2				
2- 13	0- 1	0- 0	AWAY	0- 3	0- 5	2- 4				
0- 0	0- 0	0- 0	NEUTRAL	0- 0	0- 0	0- 0				
4- 7	0- 1	0- 0	NON-CONFERENCE	0- 0	0- 1	4- 5				
3- 2	0- 0	0- 0	HOME	0- 0	0- 0	3- 2				
1- 5	0- 1	0- 0	AWAY	0- 0	0- 1	1- 3				
0- 0	0- 0	0- 0	NEUTRAL	0- 0	0- 0	0- 0				
4- 14	0- 0	0- 0	CONFERENCE	1- 5	0- 8	3- 1				
3- 6	0- 0	0- 0	HOME	1- 2	0- 4	2- 0				
1- 8	0- 0	0- 0	AWAY	0- 3	0- 4	1- 1				
0- 0	0- 0	0- 0	NEUTRAL	0- 0	0- 0	0- 0				

RPI 1-25				RPI 26-50				RPI 51-100				RPI 101+				Team's RPI: 271	
RPI	S	Opponent	Score	RPI	S	Opponent	Score	RPI	S	Opponent	Score	RPI	S	Opponent	Score		
18	A	DePaul	67 93					53	A	Missouri St.	61 81	101	A	UT Martin	70 91		
								53	H	Missouri St.	78 72	109	A	Wichita St.	46 74		
								84	A	Creighton	59 66	109	H	Wichita St.	68 78		
								84	H	Creighton	64 80	127	A	Indiana St.	66 72		
								93	A	Illinois St.	51 75	127	H	Indiana St.	46 69		
								93	H	Illinois St.	50 72	144	A	Bradley	50 66		
												144	H	Bradley	59 72		
												146	A	UNI	51 73		
												146	H	UNI	66 70		
												153	A	Drake	59 73		
												153	H	Drake	63 59		
												157	A	Wright St.	59 61		
												165	H	SIU Edwardsville	60 70		
												206	A	Northern Ill.	50 53		
												217	H	Loyola Chicago	44 66		
												254	H	IUPUI	77 63		
												286	A	Austin Peay	70 76		
												292	H	Murray St.	74 57		
												301	A	Tennessee St.	89 68		
												307	A	Evansville	74 60		
												307	H	Evansville	72 46		
												331	H	Chicago St.	76 54		
LAST 12 Division I GAMES:																	
				93	H	Illinois St.	50 72					153	H	Drake	63 59		
				127	H	Indiana St.	46 69					144	A	Bradley	50 66		
				307	H	Evansville	72 46					146	A	UNI	51 73		
				53	A	Missouri St.	61 81					307	A	Evansville	74 60		
				109	A	Wichita St.	46 74					292	H	Murray St.	74 57		
				84	H	Creighton	64 80					109	H	Wichita St.	68 78		

Non-Div I Games:

Southern Ill.

Average RPI Win:	199	WON-LOST	WINNING	LAST 12	STRENGTH OF	OPP. STRENGTH	TEAM	ADJ.	CONF.	ADJ CONF.
Average RPI Loss:	147	RECORD	PCT. RANK	GAMES	SCHEDULE	OF SCHEDULE	RPI	RPI	RPI	RPI
DIV. I ONLY	11- 17	236	6- 6	103	200	205	205	11	11	
DIV. I NON-CONF.	5- 7	208	0- 0	113	318	225	225	12	12	
TOTALS	RPI 1-25	RPI 26-50	W-L RECORDS	RPI 51-100	RPI 101-150	RPI 150+				
11- 17	0- 1	0- 0	OVERALL	2- 2	1- 5	8- 9				
8- 7	0- 0	0- 0	HOME	1- 2	1- 2	6- 3				
2- 10	0- 1	0- 0	AWAY	1- 0	0- 3	1- 6				
1- 0	0- 0	0- 0	NEUTRAL	0- 0	0- 0	1- 0				
5- 7	0- 1	0- 0	NON-CONFERENCE	0- 0	0- 4	5- 2				
4- 3	0- 0	0- 0	HOME	0- 0	0- 2	4- 1				
0- 4	0- 1	0- 0	AWAY	0- 0	0- 2	0- 1				
1- 0	0- 0	0- 0	NEUTRAL	0- 0	0- 0	1- 0				
6- 10	0- 0	0- 0	CONFERENCE	2- 2	1- 1	3- 7				
4- 4	0- 0	0- 0	HOME	1- 2	1- 0	2- 2				
2- 6	0- 0	0- 0	AWAY	1- 0	0- 1	1- 5				
0- 0	0- 0	0- 0	NEUTRAL	0- 0	0- 0	0- 0				

RPI	S	Opponent	Score	RPI	S	Opponent	Score	RPI	S	Opponent	Score	RPI	S	Opponent	Score	Team's RPI: 205
9	A	Kentucky	71 88					54	H	UTEP	63 70	101	H	UT Martin	69 88	
								72	A	Memphis	62 54	103	A	UAB	59 65	
								72	H	Memphis	44 85	103	H	UAB	55 53	
								81	H	Tulane	56 51	111	A	UALR	44 70	
												143	A	Mississippi St.	57 71	
												148	H	Florida A&M	68 77	
												159	H	Stephen F. Austin	65 66	
												160	A	Tulsa	57 68	
												168	A	Marshall	44 55	
												168	H	Marshall	63 55	
												169	A	Montana	64 79	
												172	A	Rice	43 72	
												173	H	South Ala.	67 62	
												191	A	SMU	74 67	
												195	A	UCF	47 65	
												195	H	UCF	60 74	
												224	A	East Carolina	57 70	
												224	H	East Carolina	67 57	
												251	H	La.-Monroe	77 74	
												274	N	Idaho	63 62	
												314	H	Jackson St.	70 55	
												318	H	Houston	49 56	
												340	H	Jacksonville St.	75 58	
LAST 12 Division I GAMES:																
224	A	East Carolina	57 70	224	H	East Carolina	67 57									
103	H	UAB	55 53	72	A	Memphis	62 54									
168	H	Marshall	63 55	103	A	UAB	59 65									
81	H	Tulane	56 51	54	H	UTEP	63 70									
195	H	UCF	60 74	172	A	Rice	43 72									
191	A	SMU	74 67	72	H	Memphis	44 85									

Non-Div I Games: William Carey 62 46

Southern Miss.

Average RPI Win:	271	WON-LOST	WINNING	LAST 12	STRENGTH OF	OPP. STRENGTH	TEAM	ADJ.	CONF.	ADJ CONF.
Average RPI Loss:	185	RECORD	PCT. RANK	GAMES	SCHEDULE	OF SCHEDULE	RPI	RPI	RPI	RPI
DIV. I ONLY	12- 12	165	8- 4	317	339	225	225	32	32	
DIV. I NON-CONF.	0- 6	337	0- 0	89	188	314	314	32	32	
TOTALS	RPI 1-25	RPI 26-50	W-L RECORDS	RPI 51-100	RPI 101-150	RPI 150+				
12- 12	0- 0	0- 1	OVERALL	0- 2	1- 1	11- 8				
7- 3	0- 0	0- 0	HOME	0- 0	1- 0	6- 3				
5- 9	0- 0	0- 1	AWAY	0- 2	0- 1	5- 5				
0- 0	0- 0	0- 0	NEUTRAL	0- 0	0- 0	0- 0				
0- 6	0- 0	0- 1	NON-CONFERENCE	0- 2	0- 0	0- 3				
0- 1	0- 0	0- 0	HOME	0- 0	0- 0	0- 1				
0- 5	0- 0	0- 1	AWAY	0- 2	0- 0	0- 2				
0- 0	0- 0	0- 0	NEUTRAL	0- 0	0- 0	0- 0				
12- 6	0- 0	0- 0	CONFERENCE	0- 0	1- 1	11- 5				
7- 2	0- 0	0- 0	HOME	0- 0	1- 0	6- 2				
5- 4	0- 0	0- 0	AWAY	0- 0	0- 1	5- 3				
0- 0	0- 0	0- 0	NEUTRAL	0- 0	0- 0	0- 0				

RPI S	Opponent	Score	RPI S	Opponent	Score	RPI S	Opponent	Score	RPI S	Opponent	Score	Team's RPI: 225
27	A Ohio St.	49 83	81	A Tulane	59 66	139	A Mississippi Val.	61 78	139	H Mississippi Val.	63 59	
			98	A Washington	56 64	170	H Lamar	62 70	173	A South Ala.	44 57	
						187	A Alabama A&M	62 67	187	H Alabama A&M	51 32	
						208	A Grambling	59 60	208	H Grambling	72 67	
						252	A Prairie View	58 53	252	H Prairie View	53 73	
						263	A Alabama St.	39 52	263	H Alabama St.	71 51	
						273	A Alcorn St.	35 32	273	H Alcorn St.	67 62	
						303	A La.-Lafayette	49 60	314	A Jackson St.	65 60	
						314	H Jackson St.	42 49	334	A Ark.-Pine Bluff	81 62	
						334	H Ark.-Pine Bluff	62 48	339	A Texas Southern	49 39	
						339	H Texas Southern	64 59				
LAST 12 Division I GAMES:												
339	H Texas Southern	64 59	334	H Ark.-Pine Bluff	62 48							
252	H Prairie View	53 73	314	A Jackson St.	65 60							
273	A Alcorn St.	35 32	208	A Grambling	59 60							
263	A Alabama St.	39 52	273	H Alcorn St.	67 62							
187	A Alabama A&M	62 67	263	H Alabama St.	71 51							
139	H Mississippi Val.	63 59	187	H Alabama A&M	51 32							

Non-Div I Games: Dillard 66 47

Southern U.

Southern Utah

Through Games Of Sunday, March 4, 2012

Average RPI Win:	295	WON-LOST	WINNING	LAST 12	STRENGTH OF	OPP. STRENGTH	TEAM	ADJ.	CONF.	ADJ CONF.
Average RPI Loss:	162	RECORD	PCT. RANK	GAMES	SCHEDULE	OF SCHEDULE	RPI	RPI	RPI	RPI
DIV. I ONLY	5- 23	319	2- 10	181	254	308	308	19	19	
DIV. I NON-CONF.	3- 7	262	0- 0	106	322	198	198	11	11	
TOTALS	RPI 1-25	RPI 26-50	W-L RECORDS	RPI 51-100	RPI 101-150	RPI 150+				
5- 23	0- 0	0- 2	OVERALL	0- 5	0- 5	5- 11				
3- 8	0- 0	0- 0	HOME	0- 2	0- 2	3- 4				
2- 14	0- 0	0- 2	AWAY	0- 3	0- 3	2- 6				
0- 1	0- 0	0- 0	NEUTRAL	0- 0	0- 0	0- 1				
3- 7	0- 0	0- 2	NON-CONFERENCE	0- 1	0- 1	3- 3				
1- 1	0- 0	0- 0	HOME	0- 0	0- 0	1- 1				
2- 5	0- 0	0- 2	AWAY	0- 1	0- 1	2- 1				
0- 1	0- 0	0- 0	NEUTRAL	0- 0	0- 0	0- 1				
2- 16	0- 0	0- 0	CONFERENCE	0- 4	0- 4	2- 8				
2- 7	0- 0	0- 0	HOME	0- 2	0- 2	2- 3				
0- 9	0- 0	0- 0	AWAY	0- 2	0- 2	0- 5				
0- 0	0- 0	0- 0	NEUTRAL	0- 0	0- 0	0- 0				

RPI S	Opponent	Score	RPI S	Opponent	Score	RPI S	Opponent	Score	RPI S	Opponent	Score	Team's RPI: 308
27	A Ohio St.	50 88	64	A South Dakota St.	43 65	102	A Utah	60 74				
43	A BYU	49 82	64	H South Dakota St.	50 66	113	A Oral Roberts	59 109				
			70	A Oregon St.	40 90	113	H Oral Roberts	47 54				
			87	A South Dakota	69 81	148	A UMKC	61 81				
			87	H South Dakota	40 68	148	H UMKC	46 64				
						183	A Santa Clara	78 79				
						211	N North Dakota	61 62				
						234	A Western Ill.	70 82				
						234	H Western Ill.	70 76				
						235	A Oakland	45 59				
						235	H Oakland	60 64				
						253	A North Dakota St.	56 74				
						253	H North Dakota St.	68 80				
						254	A IUPUI	49 56				
						254	H IUPUI	58 48				
						277	H San Jose St.	68 70				
						283	A IPFW	60 70				
						283	H IPFW	80 68				
						304	A Utah Valley	60 59				
						304	H Utah Valley	80 65				
						328	A New Mexico St.	58 57				
LAST 12 Division I GAMES:												
113	H Oral Roberts	47 54	64	A South Dakota St.	43 65							
283	A IPFW	60 70	148	H UMKC	46 64							
235	A Oakland	45 59	87	H South Dakota	40 68							
234	H Western Ill.	70 76	235	H Oakland	60 64							
254	H IUPUI	58 48	283	H IPFW	80 68							
253	A North Dakota St.	56 74	254	A IUPUI	49 56							

Non-Div I Games: Westminster (UT) 59 57

Southern Utah

Loss, Non-Conf, S Site, H Home A Away N Neutral

Average RPI Win:	162	WON-LOST	WINNING	LAST 12	STRENGTH OF	OPP. STRENGTH	TEAM	ADJ.	CONF.	ADJ CONF.
Average RPI Loss:	23	RECORD	PCT. RANK	GAMES	SCHEDULE	OF SCHEDULE	RPI	RPI	RPI	RPI
DIV. I ONLY	29- 2	5	12- 0	120	86	15	15	9	9	
DIV. I NON-CONF.	13- 2	20	0- 0	165	57	47	47	8	8	
TOTALS	RPI 1-25	RPI 26-50	W-L RECORDS	RPI 51-100	RPI 101-150	RPI 150+				
29- 2	1- 1	5- 1	OVERALL	5- 0	3- 0	15- 0				
13- 1	0- 1	2- 0	HOME	3- 0	0- 0	8- 0				
14- 0	1- 0	3- 0	AWAY	2- 0	2- 0	6- 0				
2- 1	0- 0	0- 1	NEUTRAL	0- 0	1- 0	1- 0				
13- 2	1- 1	2- 1	NON-CONFERENCE	1- 0	0- 0	9- 0				
6- 1	0- 1	1- 0	HOME	1- 0	0- 0	4- 0				
6- 0	1- 0	1- 0	AWAY	0- 0	0- 0	4- 0				
1- 1	0- 0	0- 1	NEUTRAL	0- 0	0- 0	1- 0				
16- 0	0- 0	3- 0	CONFERENCE	4- 0	3- 0	6- 0				
7- 0	0- 0	1- 0	HOME	2- 0	0- 0	4- 0				
8- 0	0- 0	2- 0	AWAY	2- 0	2- 0	2- 0				
1- 0	0- 0	0- 0	NEUTRAL	0- 0	1- 0	0- 0				

RPI 1-25				Team's RPI: 15		RPI 26-50				RPI 51-100				RPI 101+								
RPI	S	Opponent	Score			RPI	S	Opponent	Score			RPI	S	Opponent	Score			RPI	S	Opponent	Score	
7	H	Delaware	49	61		36	A	West Virginia	56	48		55	A	Saint Joseph's	78	52		137	A	La Salle	75	57
11	A	St. John's (NY)	64	58		38	A	Dayton	56	55		55	H	Saint Joseph's	68	61		137	N	La Salle	68	53
						39	N	Villanova	44	55		68	H	Sacred Heart	67	63		140	A	Charlotte	68	63
						46	A	Temple	74	65		77	A	Duquesne	58	53		197	H	Fordham	52	45
						48	H	Marist	67	56		77	H	Duquesne	61	53		200	H	Xavier	66	48
						49	H	Richmond	75	59								214	H	Indiana	65	45
																		215	H	Niagara	63	49
																		218	A	Binghamton	49	34
																		230	H	Buffalo	76	45
																		233	H	Saint Louis	64	52
																		240	H	George Washington	80	69
																		245	A	Canisius	74	58
																		255	A	Massachusetts	69	54
																		266	N	Norfolk St.	58	44
																		295	A	Kent St.	60	51
																		296	H	Morgan St.	79	55
																		306	A	Colgate	68	49
																		316	A	Rhode Island	58	32
LAST 12 Division I GAMES:																						
						55	A	Saint Joseph's	78	52		255	A	Massachusetts	69	54						
						137	N	La Salle	68	53		240	H	George Washington	80	69						
						316	A	Rhode Island	58	32		77	A	Duquesne	58	53						
						197	H	Fordham	52	45		137	A	La Salle	75	57						
						200	H	Xavier	66	48		55	H	Saint Joseph's	68	61						
						38	A	Dayton	56	55		140	A	Charlotte	68	63						

Non-Div I Games:

St. Bonaventure

Average RPI Win:	263	WON-LOST	WINNING	LAST 12	STRENGTH OF	OPP. STRENGTH	TEAM	ADJ.	CONF.	ADJ CONF.
Average RPI Loss:	181	RECORD	PCT. RANK	GAMES	SCHEDULE	OF SCHEDULE	RPI	RPI	RPI	RPI
DIV. I ONLY	4- 25	328	3- 9	219	273	326	326	15	15	
DIV. I NON-CONF.	1- 10	328	0- 0	297	336	340	340	21	21	
TOTALS	RPI 1-25	RPI 26-50	W-L RECORDS	RPI 51-100	RPI 101-150	RPI 150+				
4- 25	0- 0	0- 0	OVERALL	0- 6	1- 2	3- 17				
2- 12	0- 0	0- 0	HOME	0- 3	0- 1	2- 8				
2- 13	0- 0	0- 0	AWAY	0- 3	1- 1	1- 9				
0- 0	0- 0	0- 0	NEUTRAL	0- 0	0- 0	0- 0				
1- 10	0- 0	0- 0	NON-CONFERENCE	0- 2	0- 0	1- 8				
1- 4	0- 0	0- 0	HOME	0- 1	0- 0	1- 3				
0- 6	0- 0	0- 0	AWAY	0- 1	0- 0	0- 5				
0- 0	0- 0	0- 0	NEUTRAL	0- 0	0- 0	0- 0				
3- 15	0- 0	0- 0	CONFERENCE	0- 4	1- 2	2- 9				
1- 8	0- 0	0- 0	HOME	0- 2	0- 1	1- 5				
2- 7	0- 0	0- 0	AWAY	0- 2	1- 1	1- 4				
0- 0	0- 0	0- 0	NEUTRAL	0- 0	0- 0	0- 0				

RPI S	Opponent	Score	RPI S	Opponent	Score	RPI S	Opponent	Score	RPI S	Opponent	Score	Team's RPI: 326
						68	A Sacred Heart	33 62	110	A LIU Brooklyn	53 66	
						68	H Sacred Heart	53 57	110	H LIU Brooklyn	53 60	
						75	A Quinnipiac	41 64	142	A Robert Morris	70 62	
						75	H Quinnipiac	43 59	151	A Yale	41 72	
						83	A Albany (NY)	34 50	154	A Saint Francis (PA)	51 60	
						94	H Fairfield	30 53	156	A Monmouth	61 66	
									156	H Monmouth	44 53	
									192	A Manhattan	37 50	
									193	A Mt. St. Mary's	48 70	
									193	H Mt. St. Mary's	46 49	
									209	A Penn	61 70	
									213	H Central Conn. St.	51 67	
									236	A Fairleigh Dickinson	62 47	
									236	H Fairleigh Dickinson	60 70	
									239	H Bryant	45 55	
									254	A IUPUI	56 75	
									262	H Army	43 59	
									285	H Rider	48 68	
									300	H Lafayette	33 46	
									315	A Delaware St.	66 73	
									336	A Wagner	45 49	
									336	H Wagner	48 34	
									338	H Columbia	48 44	
LAST 12 Division I GAMES:												
			156	A Monmouth	61 66	213	H Central Conn. St.	51 67				
			236	A Fairleigh Dickinson	62 47	239	H Bryant	45 55				
			75	A Quinnipiac	41 64	154	A Saint Francis (PA)	51 60				
			68	H Sacred Heart	53 57	142	A Robert Morris	70 62				
			110	H LIU Brooklyn	53 60	193	H Mt. St. Mary's	46 49				
			110	A LIU Brooklyn	53 66	336	H Wagner	48 34				

Non-Div I Games:

St. Francis (NY)

■ Loss,
■ Non-Conf,
■ S Site,
■ H Home
■ A Away
N Neutral

St. John's (NY)

Through Games Of Sunday, March 4, 2012

Average RPI Win:	93	WON-LOST	WINNING	LAST 12	STRENGTH OF	OPP. STRENGTH	TEAM	ADJ.	CONF.	ADJ CONF.
Average RPI Loss:	49	RECORD	PCT. RANK	GAMES	SCHEDULE	OF SCHEDULE	RPI	RPI	RPI	RPI
DIV. I ONLY	22- 8	45	11- 1	5	24	11	11	3	3	
DIV. I NON-CONF.	8- 5	107	0- 0	6	71	48	48	2	2	
TOTALS	RPI 1-25	RPI 26-50	W-L RECORDS	RPI 51-100	RPI 101-150	RPI 150+				
22- 8	5- 4	4- 1	OVERALL	6- 1	3- 2	4- 0				
13- 3	2- 2	2- 0	HOME	5- 0	2- 1	2- 0				
7- 3	2- 1	1- 0	AWAY	1- 1	1- 1	2- 0				
2- 2	1- 1	1- 1	NEUTRAL	0- 0	0- 0	0- 0				
8- 5	0- 2	1- 1	NON-CONFERENCE	4- 1	1- 1	2- 0				
7- 1	0- 1	0- 0	HOME	4- 0	1- 0	2- 0				
0- 2	0- 0	0- 0	AWAY	0- 1	0- 1	0- 0				
1- 2	0- 1	1- 1	NEUTRAL	0- 0	0- 0	0- 0				
14- 3	5- 2	3- 0	CONFERENCE	2- 0	2- 1	2- 0				
6- 2	2- 1	2- 0	HOME	1- 0	1- 1	0- 0				
7- 1	2- 1	1- 0	AWAY	1- 0	1- 0	2- 0				
1- 0	1- 0	0- 0	NEUTRAL	0- 0	0- 0	0- 0				

RPI	S	Opponent	Score	RPI	S	Opponent	Score	RPI	S	Opponent	Score	RPI	S	Opponent	Score
1	N	Baylor	59 73	29	A	Georgetown	54 45	57	A	Hofstra	82 93	105	A	Cincinnati	51 34
3	H	Notre Dame	56 71	36	H	West Virginia	63 54	61	H	Howard	63 48	125	H	Providence	57 41
5	A	Connecticut	57 56	39	H	Villanova	69 49	72	H	Memphis	64 60	128	H	Marquette	55 63
13	A	Rutgers	61 52	40	N	Iowa	52 60	73	H	Boston U.	75 38	132	A	Harvard	56 63
13	H	Rutgers	62 57	46	N	Temple	59 53	91	H	South Fla.	67 57	137	H	La Salle	66 45
15	H	St. Bonaventure	58 64					97	A	Syracuse	70 58	179	A	Seton Hall	55 25
18	A	DePaul	52 69					100	H	Hartford	70 45	199	A	Pittsburgh	66 51
23	H	Louisville	72 64									252	H	Prairie View	66 50
23	N	Louisville	68 61									336	H	Wagner	54 34
LAST 12 Division I GAMES:															
23	N	Louisville	68 61	91	H	South Fla.	67 57								
29	A	Georgetown	54 45	179	A	Seton Hall	55 25								
39	H	Villanova	69 49	199	A	Pittsburgh	66 51								
36	H	West Virginia	63 54	3	H	Notre Dame	56 71								
5	A	Connecticut	57 56	105	A	Cincinnati	51 34								
13	A	Rutgers	61 52	13	H	Rutgers	62 57								

Non-Div I Games:

St. John's (NY)

■ Loss,
 ■ Non-Conf,
 ■ S Site,
 ■ Home
 ■ A Away
 N Neutral

St. Mary's (CA)

Through Games Of Sunday, March 4, 2012

Average RPI Win:	158	WON-LOST	WINNING	LAST 12	STRENGTH OF	OPP. STRENGTH	TEAM	ADJ.	CONF.	ADJ CONF.
Average RPI Loss:	82	RECORD	PCT. RANK	GAMES	SCHEDULE	OF SCHEDULE	RPI	RPI	RPI	RPI
DIV. I ONLY	20- 10	79	7- 5	52	89	50	50	8	8	
DIV. I NON-CONF.	8- 4	88	0- 0	37	48	45	45	9	9	
TOTALS	RPI 1-25	RPI 26-50	W-L RECORDS	RPI 51-100	RPI 101-150	RPI 150+				
20- 10	1- 3	1- 2	OVERALL	1- 3	8- 0	9- 2				
9- 4	0- 1	1- 1	HOME	0- 2	3- 0	5- 0				
9- 5	1- 1	0- 1	AWAY	1- 1	4- 0	3- 2				
2- 1	0- 1	0- 0	NEUTRAL	0- 0	1- 0	1- 0				
8- 4	0- 1	0- 1	NON-CONFERENCE	1- 1	5- 0	2- 1				
3- 2	0- 0	0- 1	HOME	0- 1	2- 0	1- 0				
4- 2	0- 1	0- 0	AWAY	1- 0	3- 0	0- 1				
1- 0	0- 0	0- 0	NEUTRAL	0- 0	0- 0	1- 0				
12- 6	1- 2	1- 1	CONFERENCE	0- 2	3- 0	7- 1				
6- 2	0- 1	1- 0	HOME	0- 1	1- 0	4- 0				
5- 3	1- 0	0- 1	AWAY	0- 1	1- 0	3- 1				
1- 1	0- 1	0- 0	NEUTRAL	0- 0	1- 0	0- 0				

RPI 1-25				RPI 26-50				Team's RPI: 50	RPI 51-100				RPI 101+			
RPI	S	Opponent	Score	RPI	S	Opponent	Score		RPI	S	Opponent	Score	RPI	S	Opponent	Score
17	A	Gonzaga	66 63	31	H	California	55 65		70	A	Oregon St.	81 61	123	A	Oregon	72 62
17	H	Gonzaga	70 75	43	A	BYU	47 83		74	A	San Diego	59 74	129	H	UC Davis	75 58
17	N	Gonzaga	78 83	43	H	BYU	54 48		74	H	San Diego	60 77	134	A	Pacific	68 67
18	A	DePaul	68 96						75	H	Quinnipiac	67 69	138	A	Seattle	71 70
													141	A	Pepperdine	63 60
													141	H	Pepperdine	56 43
													141	N	Pepperdine	67 63
													150	H	Cal Poly	65 62
													169	N	Montana	67 65
													181	A	Portland	75 71
													181	H	Portland	75 58
													183	A	Santa Clara	57 47
													183	H	Santa Clara	72 52
													189	A	UC Santa Barbara	52 61
													220	H	Virginia Tech	60 47
													264	A	Loyola Marymount	82 72
													264	H	Loyola Marymount	61 56
													278	A	San Francisco	64 66
													278	H	San Francisco	64 42
LAST 12 Division I GAMES:																
		17 N Gonzaga	78 83			181 H Portland	75 58									
		141 N Pepperdine	67 63			43 A BYU	47 83									
		141 A Pepperdine	63 60			17 H Gonzaga	70 75									
		74 A San Diego	59 74			183 H Santa Clara	72 52									
		264 H Loyola Marymount	61 56			278 A San Francisco	64 66									
		183 A Santa Clara	57 47			141 H Pepperdine	56 43									

Non-Div I Games: William Jessup 82 43

St. Mary's (CA)

Loss, Non-Conf, S Site, H Home A Away N Neutral

Average RPI Win:	94	WON-LOST	WINNING	LAST 12	STRENGTH OF	OPP. STRENGTH	TEAM	ADJ.	CONF.	ADJ CONF.
Average RPI Loss:	5	RECORD	PCT. RANK	GAMES	SCHEDULE	OF SCHEDULE	RPI	RPI	RPI	RPI
DIV. I ONLY	28- 1	2	12- 0	12	16	2	2	4	4	
DIV. I NON-CONF.	10- 1	14	1- 0	10	8	3	3	5	5	
TOTALS	RPI 1-25	RPI 26-50	W-L RECORDS	RPI 51-100	RPI 101-150	RPI 150+				
28- 1	2- 1	6- 0	OVERALL	7- 0	9- 0	4- 0				
16- 0	2- 0	3- 0	HOME	3- 0	6- 0	2- 0				
12- 1	0- 1	3- 0	AWAY	4- 0	3- 0	2- 0				
0- 0	0- 0	0- 0	NEUTRAL	0- 0	0- 0	0- 0				
10- 1	2- 1	2- 0	NON-CONFERENCE	1- 0	2- 0	3- 0				
7- 0	2- 0	1- 0	HOME	0- 0	2- 0	2- 0				
3- 1	0- 1	1- 0	AWAY	1- 0	0- 0	1- 0				
0- 0	0- 0	0- 0	NEUTRAL	0- 0	0- 0	0- 0				
18- 0	0- 0	4- 0	CONFERENCE	6- 0	7- 0	1- 0				
9- 0	0- 0	2- 0	HOME	3- 0	4- 0	0- 0				
9- 0	0- 0	2- 0	AWAY	3- 0	3- 0	1- 0				
0- 0	0- 0	0- 0	NEUTRAL	0- 0	0- 0	0- 0				

RPI	S	Opponent	Score	RPI	S	Opponent	Score	RPI	S	Opponent	Score	RPI	S	Opponent	Score
4	H	Tennessee	97 80	26	H	Princeton	85 66	56	A	UCLA	77 50	102	A	Utah	62 43
5	A	Connecticut	58 68	30	A	Southern California	61 53	56	H	UCLA	82 59	102	H	Utah	69 42
17	H	Gonzaga	76 61	30	H	Southern California	69 52	63	A	Fresno St.	93 59	118	A	Colorado	80 54
				31	A	California	86 61	67	A	Arizona St.	62 49	118	H	Colorado	68 46
				31	H	California	74 71	70	A	Oregon St.	78 45	123	A	Oregon	81 46
				45	A	Texas	72 59	70	H	Oregon St.	67 60	123	H	Oregon	93 70
								98	H	Washington	65 47	126	H	Washington St.	75 41
												129	H	UC Davis	93 44
												138	H	Seattle	76 52
												164	A	Arizona	91 51
												196	H	Old Dominion	97 48
												200	A	Xavier	80 64
												289	H	CSU Bakersfield	90 48
LAST 12 Division I GAMES:															
31	A	California	86 61	56	H	UCLA	82 59								
138	H	Seattle	76 52	30	H	Southern California	69 52								
102	H	Utah	69 42	164	A	Arizona	91 51								
118	H	Colorado	68 46	67	A	Arizona St.	62 49								
123	A	Oregon	81 46	31	H	California	74 71								
70	A	Oregon St.	78 45	98	H	Washington	65 47								

Non-Div I Games:

Stanford

Average RPI Win:	238	WON-LOST	WINNING	LAST 12	STRENGTH OF	OPP. STRENGTH	TEAM	ADJ.	CONF.	ADJ CONF.
Average RPI Loss:	204	RECORD	PCT. RANK	GAMES	SCHEDULE	OF SCHEDULE	RPI	RPI	RPI	RPI
DIV. I ONLY	19- 8	67	9- 3	333	274	159	159	24	24	
DIV. I NON-CONF.	8- 3	73	0- 0	316	221	133	133	27	27	
TOTALS	RPI 1-25	RPI 26-50	W-L RECORDS	RPI 51-100	RPI 101-150	RPI 150+				
19- 8	0- 0	0- 1	OVERALL	2- 0	1- 1	16- 6				
8- 3	0- 0	0- 0	HOME	2- 0	0- 1	6- 2				
10- 5	0- 0	0- 1	AWAY	0- 0	1- 0	9- 4				
1- 0	0- 0	0- 0	NEUTRAL	0- 0	0- 0	1- 0				
8- 3	0- 0	0- 1	NON-CONFERENCE	0- 0	0- 0	8- 2				
2- 1	0- 0	0- 0	HOME	0- 0	0- 0	2- 1				
5- 2	0- 0	0- 1	AWAY	0- 0	0- 0	5- 1				
1- 0	0- 0	0- 0	NEUTRAL	0- 0	0- 0	1- 0				
11- 5	0- 0	0- 0	CONFERENCE	2- 0	1- 1	8- 4				
6- 2	0- 0	0- 0	HOME	2- 0	0- 1	4- 1				
5- 3	0- 0	0- 0	AWAY	0- 0	1- 0	4- 3				
0- 0	0- 0	0- 0	NEUTRAL	0- 0	0- 0	0- 0				

RPI 1-25				RPI 26-50				RPI 51-100				RPI 101+				Team's RPI: 159
RPI	S	Opponent	Score	RPI	S	Opponent	Score	RPI	S	Opponent	Score	RPI	S	Opponent	Score	
				35	A	Arkansas	46 61	78	H	Central Ark.	54 45	147	A	Sam Houston St.	69 67	
								92	H	McNeese St.	66 58	147	H	Sam Houston St.	55 70	
												160	A	Tulsa	53 72	
												170	H	Lamar	61 51	
												172	H	Rice	68 64	
												191	A	SMU	66 60	
												205	A	Southern Miss.	66 65	
												208	H	Grambling	71 53	
												223	H	Arkansas St.	64 69	
												227	A	Nicholls St.	63 64	
												231	A	Texas St.	87 95	
												231	H	Texas St.	81 59	
												251	A	La.-Monroe	68 58	
												268	A	Tex.-Pan American	69 58	
												287	A	Southeastern La.	69 61	
												299	A	UTSA	46 50	
												299	H	UTSA	73 64	
												302	N	Ga. Southern	49 40	
												313	A	Texas-Arlington	59 54	
												313	H	Texas-Arlington	61 69	
												321	A	A&M-Corpus Christi	72 60	
												321	H	A&M-Corpus Christi	69 57	
												329	A	Northwestern St.	70 68	
												342	A	Houston Baptist	53 39	
LAST 12 Division I GAMES:																
				329	A	Northwestern St.	70 68					299	H	UTSA	73 64	
				147	H	Sam Houston St.	55 70					227	A	Nicholls St.	63 64	
				321	A	A&M-Corpus Christi	72 60					92	H	McNeese St.	66 58	
				170	H	Lamar	61 51					231	A	Texas St.	87 95	
				231	H	Texas St.	81 59					321	H	A&M-Corpus Christi	69 57	
				313	A	Texas-Arlington	59 54					147	A	Sam Houston St.	69 67	

Non-Div I Games: Wiley 59 57 St. Edward's 78 50

Stephen F. Austin

Loss, Non-Conf, S Site, H Home A Away N Neutral

Average RPI Win: 255	WON-LOST	WINNING	LAST 12	STRENGTH OF	OPP. STRENGTH	TEAM	ADJ.	CONF.	ADJ CONF.
Average RPI Loss: 166	RECORD	PCT. RANK	GAMES	SCHEDULE	OF SCHEDULE	RPI	RPI	RPI	RPI
DIV. I ONLY	22- 10	73	7- 5	281	303	120	120	30	30
DIV. I NON-CONF.	8- 3	73	0- 0	155	206	60	60	30	30
TOTALS	RPI 1-25	RPI 26-50	W-L RECORDS	RPI 51-100	RPI 101-150	RPI 150+			
22- 10	0- 0	0- 1	OVERALL	1- 4	1- 0	20- 5			
11- 1	0- 0	0- 0	HOME	1- 1	0- 0	10- 0			
7- 8	0- 0	0- 1	AWAY	0- 2	0- 0	7- 5			
4- 1	0- 0	0- 0	NEUTRAL	0- 1	1- 0	3- 0			
8- 3	0- 0	0- 1	NON-CONFERENCE	1- 1	1- 0	6- 1			
3- 0	0- 0	0- 0	HOME	1- 0	0- 0	2- 0			
3- 3	0- 0	0- 1	AWAY	0- 1	0- 0	3- 1			
2- 0	0- 0	0- 0	NEUTRAL	0- 0	1- 0	1- 0			
14- 7	0- 0	0- 0	CONFERENCE	0- 3	0- 0	14- 4			
8- 1	0- 0	0- 0	HOME	0- 1	0- 0	8- 0			
4- 5	0- 0	0- 0	AWAY	0- 1	0- 0	4- 4			
2- 1	0- 0	0- 0	NEUTRAL	0- 1	0- 0	2- 0			

RPI S	Opponent	Score	RPI S	Opponent	Score	RPI S	Opponent	Score	RPI S	Opponent	Score	Team's RPI: 120
41	A Florida	57 71	58	A Fla. Gulf Coast	56 79	144	N Bradley	73 63				
			58	H Fla. Gulf Coast	55 59	158	H Fla. Atlantic	52 37				
			58	N Fla. Gulf Coast	39 67	177	A Winthrop	74 72				
			90	H Miami (OH)	71 62	180	H Campbell	70 55				
			91	A South Fla.	62 77	215	N Niagara	67 52				
						256	A Belmont	58 65				
						256	H Belmont	68 46				
						260	A Kennesaw St.	65 55				
						260	H Kennesaw St.	73 68				
						269	A East Tenn. St.	72 74				
						269	H East Tenn. St.	68 60				
						270	A Ball St.	73 78				
						272	A North Florida	56 59				
						272	H North Florida	63 55				
						280	A Jacksonville	73 63				
						280	H Jacksonville	93 86				
						280	N Jacksonville	67 60				
						291	A S.C. Upstate	68 81				
						291	H S.C. Upstate	69 54				
						291	N S.C. Upstate	72 59				
						298	A Bethune-Cookman	82 64				
						302	A Ga. Southern	61 51				
						325	A Mercer	89 84				
						325	H Mercer	68 46				
						332	A Lipscomb	74 63				
						332	H Lipscomb	74 59				
LAST 12 Division I GAMES:												
	58	N Fla. Gulf Coast	39	67	332	H Lipscomb	74	59				
	280	N Jacksonville	67	60	256	H Belmont	68	46				
	291	N S.C. Upstate	72	59	272	A North Florida	56	59				
	291	A S.C. Upstate	68	81	280	A Jacksonville	73	63				
	269	A East Tenn. St.	72	74	325	H Mercer	68	46				
	58	A Fla. Gulf Coast	56	79	260	H Kennesaw St.	73	68				

Non-Div I Games: Palm Beach Atl. 63 52

Stetson

■ Loss,
 ■ Non-Conf,
 ■ S Site,
 ■ Home
 ■ Away
 N Neutral

Average RPI Win: 240	WON-LOST	WINNING	LAST 12	STRENGTH OF	OPP. STRENGTH	TEAM	ADJ.	CONF.	ADJ CONF.
Average RPI Loss: 169	RECORD	PCT. RANK	GAMES	SCHEDULE	OF SCHEDULE	RPI	RPI	RPI	RPI
DIV. I ONLY	4- 26	331	0- 12	203	229	327	327	16	16
DIV. I NON-CONF.	3- 10	283	0- 0	177	259	299	299	14	14
TOTALS	RPI 1-25	RPI 26-50	W-L RECORDS	RPI 51-100	RPI 101-150	RPI 150+			
4- 26	0- 0	0- 1	OVERALL	0- 8	1- 3	3- 14			
3- 11	0- 0	0- 0	HOME	0- 3	1- 2	2- 6			
1- 14	0- 0	0- 1	AWAY	0- 5	0- 1	1- 7			
0- 1	0- 0	0- 0	NEUTRAL	0- 0	0- 0	0- 1			
3- 10	0- 0	0- 1	NON-CONFERENCE	0- 2	1- 1	2- 6			
3- 3	0- 0	0- 0	HOME	0- 0	1- 1	2- 2			
0- 7	0- 0	0- 1	AWAY	0- 2	0- 0	0- 4			
0- 0	0- 0	0- 0	NEUTRAL	0- 0	0- 0	0- 0			
1- 16	0- 0	0- 0	CONFERENCE	0- 6	0- 2	1- 8			
0- 8	0- 0	0- 0	HOME	0- 3	0- 1	0- 4			
1- 7	0- 0	0- 0	AWAY	0- 3	0- 1	1- 3			
0- 1	0- 0	0- 0	NEUTRAL	0- 0	0- 0	0- 1			

RPI S	Opponent	Score	RPI S	Opponent	Score	RPI S	Opponent	Score	RPI S	Opponent	Score	Team's RPI: 327
27	A Ohio St.	37 84	68	A Sacred Heart	33 55	110	H LIU Brooklyn	59 66				
			73	A Boston U.	31 56	124	A UMBC	47 73				
			73	H Boston U.	34 69	124	H UMBC	51 63				
			83	A Albany (NY)	47 57	142	H Robert Morris	42 40				
			83	H Albany (NY)	32 57	171	H George Mason	50 54				
			94	A Fairfield	34 42	179	A Seton Hall	30 65				
			100	A Hartford	44 63	185	A New Hampshire	53 63				
			100	H Hartford	42 49	185	H New Hampshire	46 63				
						197	H Fordham	37 41				
						218	A Binghamton	46 55				
						218	H Binghamton	32 44				
						228	A Iona	48 52				
						236	A Fairleigh Dickinson	48 51				
						246	H Youngstown St.	54 47				
						275	A Vermont	54 47				
						275	H Vermont	36 63				
						285	A Rider	41 53				
						296	H Morgan St.	65 48				
						317	A Maine	40 45				
						317	H Maine	44 57				
						317	N Maine	43 49				
LAST 12 Division I GAMES:												
317	N Maine	43 49	83	A Albany (NY)	47 57							
317	A Maine	40 45	218	A Binghamton	46 55							
100	H Hartford	42 49	275	H Vermont	36 63							
185	H New Hampshire	46 63	100	A Hartford	44 63							
73	A Boston U.	31 56	317	H Maine	44 57							
124	H UMBC	51 63	185	A New Hampshire	53 63							

Non-Div I Games:

Stony Brook

■ Loss,
■ Non-Conf,
■ S Site,
■ Home
■ A Away
N Neutral

Average RPI Win:	187	WON-LOST	WINNING	LAST 12	STRENGTH OF	OPP. STRENGTH	TEAM	ADJ.	CONF.	ADJ CONF.
Average RPI Loss:	40	RECORD	PCT. RANK	GAMES	SCHEDULE	OF SCHEDULE	RPI	RPI	RPI	RPI
DIV. I ONLY	18- 14	135	5- 7	78	49	97	97	3	3	
DIV. I NON-CONF.	11- 3	45	0- 0	258	168	101	101	2	2	
TOTALS	RPI 1-25	RPI 26-50	W-L RECORDS	RPI 51-100	RPI 101-150	RPI 150+				
18- 14	1- 6	0- 6	OVERALL	1- 0	4- 1	12- 1				
9- 6	0- 3	0- 2	HOME	1- 0	2- 1	6- 0				
6- 4	1- 2	0- 2	AWAY	0- 0	1- 0	4- 0				
3- 4	0- 1	0- 2	NEUTRAL	0- 0	1- 0	2- 1				
11- 3	0- 1	0- 1	NON-CONFERENCE	0- 0	1- 0	10- 1				
7- 0	0- 0	0- 0	HOME	0- 0	1- 0	6- 0				
2- 0	0- 0	0- 0	AWAY	0- 0	0- 0	2- 0				
2- 3	0- 1	0- 1	NEUTRAL	0- 0	0- 0	2- 1				
7- 11	1- 5	0- 5	CONFERENCE	1- 0	3- 1	2- 0				
2- 6	0- 3	0- 2	HOME	1- 0	1- 1	0- 0				
4- 4	1- 2	0- 2	AWAY	0- 0	1- 0	2- 0				
1- 1	0- 0	0- 1	NEUTRAL	0- 0	1- 0	0- 0				

RPI 1-25				RPI 26-50				RPI 51-100				Team's RPI: 97	RPI 101+			
RPI	S	Opponent	Score	RPI	S	Opponent	Score	RPI	S	Opponent	Score		RPI	S	Opponent	Score
3	H	Notre Dame	55 74	29	A	Georgetown	42 69	91	H	South Fla.	76 61		105	H	Cincinnati	54 55
5	H	Connecticut	54 95	29	H	Georgetown	62 65						125	A	Providence	80 54
11	H	St. John's (NY)	58 70	36	H	West Virginia	72 76						125	N	Providence	57 47
13	A	Rutgers	44 55	36	N	West Virginia	48 63						128	H	Marquette	79 63
18	A	DePaul	81 65	39	A	Villanova	60 68						133	H	Coppin St.	56 50
22	N	Oklahoma	63 82	43	N	BYU	59 83						154	H	Saint Francis (PA)	88 45
23	A	Louisville	62 89										164	N	Arizona	74 80
													179	A	Seton Hall	70 66
													199	A	Pittsburgh	83 60
													200	N	Xavier	70 67
													215	H	Niagara	81 30
													218	A	Binghamton	90 57
													230	H	Buffalo	79 59
													241	A	Boise St.	70 47
													248	N	Ohio	81 70
													258	H	Long Beach St.	81 42
													300	H	Lafayette	74 54
													306	H	Colgate	83 32
LAST 12 Division I GAMES:																
		36	N	West Virginia	48	63		23	A	Louisville	62	89				
		125	N	Providence	57	47		3	H	Notre Dame	55	74				
		39	A	Villanova	60	68		91	H	South Fla.	76	61				
		29	H	Georgetown	62	65		125	A	Providence	80	54				
		18	A	DePaul	81	65		105	H	Cincinnati	54	55				
		128	H	Marquette	79	63		5	H	Connecticut	54	95				

Non-Div I Games:

Syracuse

Average RPI Win:	158	WON-LOST	WINNING	LAST 12	STRENGTH OF	OPP. STRENGTH	TEAM	ADJ.	CONF.	ADJ CONF.
Average RPI Loss:	41	RECORD	PCT. RANK	GAMES	SCHEDULE	OF SCHEDULE	RPI	RPI	RPI	RPI
DIV. I ONLY	21- 9	69	11- 1	62	65	46	46	9	9	
DIV. I NON-CONF.	7- 7	160	0- 0	75	3	115	115	8	8	
TOTALS	RPI 1-25	RPI 26-50	W-L RECORDS	RPI 51-100	RPI 101-150	RPI 150+				
21- 9	0- 5	2- 3	OVERALL	6- 0	3- 0	10- 1				
11- 3	0- 2	0- 1	HOME	4- 0	2- 0	5- 0				
9- 3	0- 1	2- 1	AWAY	1- 0	1- 0	5- 1				
1- 3	0- 2	0- 1	NEUTRAL	1- 0	0- 0	0- 0				
7- 7	0- 4	0- 2	NON-CONFERENCE	2- 0	1- 0	4- 1				
5- 2	0- 1	0- 1	HOME	2- 0	1- 0	2- 0				
2- 3	0- 1	0- 1	AWAY	0- 0	0- 0	2- 1				
0- 2	0- 2	0- 0	NEUTRAL	0- 0	0- 0	0- 0				
14- 2	0- 1	2- 1	CONFERENCE	4- 0	2- 0	6- 0				
6- 1	0- 1	0- 0	HOME	2- 0	1- 0	3- 0				
7- 0	0- 0	2- 0	AWAY	1- 0	1- 0	3- 0				
1- 1	0- 0	0- 1	NEUTRAL	1- 0	0- 0	0- 0				

RPI	S	Opponent	Score	RPI	S	Opponent	Score	RPI	S	Opponent	Score	RPI	S	Opponent	Score
8	N	Texas A&M	59 71	27	A	Ohio St.	66 70	55	A	Saint Joseph's	80 70	119	H	Auburn	73 57
10	H	Duke	54 65	38	A	Dayton	61 57	55	H	Saint Joseph's	75 65	137	A	La Salle	71 44
11	N	St. John's (NY)	53 59	38	N	Dayton	63 66	56	H	UCLA	59 53	140	H	Charlotte	65 55
13	A	Rutgers	50 71	39	H	Villanova	47 56	77	H	Duquesne	67 64	190	A	Northeastern	72 58
15	H	St. Bonaventure	65 74	49	A	Richmond	56 55	77	N	Duquesne	64 55	197	H	Fordham	69 51
								90	H	Miami (OH)	70 36	200	A	Xavier	64 38
												206	A	Northern Ill.	52 58
												209	H	Penn	72 47
												233	A	Saint Louis	66 50
												240	H	George Washington	75 54
												255	H	Massachusetts	77 50
												290	A	Western Mich.	64 52
												295	H	Kent St.	68 33
												316	A	Rhode Island	84 41
LAST 12 Division I GAMES:															
		38	N	Dayton	63	66				255	H	Massachusetts	77	50	
		77	N	Duquesne	64	55				233	A	Saint Louis	66	50	
		137	A	La Salle	71	44				197	H	Fordham	69	51	
		55	H	Saint Joseph's	75	65				55	A	Saint Joseph's	80	70	
		316	A	Rhode Island	84	41				140	H	Charlotte	65	55	
		240	H	George Washington	75	54				200	A	Xavier	64	38	

Non-Div I Games:

Temple

Tennessee

Through Games Of Sunday, March 4, 2012

Average RPI Win: 66		WON-LOST	WINNING	LAST 12	STRENGTH OF		OPP. STRENGTH	TEAM	ADJ.	CONF.	ADJ CONF.
Average RPI Loss: 20		RECORD	PCT. RANK	GAMES	SCHEDULE		OF SCHEDULE	RPI	RPI	RPI	RPI
DIV. I ONLY		24- 8	34	9- 3	1		3	4	4	2	2
DIV. I NON-CONF.		9- 4	87	0- 0	1		2	5	5	3	3
<hr/>											
TOTALS	RPI 1-25		RPI 26-50		W-L RECORDS		RPI 51-100	RPI 101-150		RPI 150+	
24- 8	8- 4		7- 3		OVERALL		2- 1	4- 0		3- 0	
12- 3	4- 1		4- 2		HOME		1- 0	2- 0		1- 0	
8- 5	2- 3		1- 1		AWAY		1- 1	2- 0		2- 0	
4- 0	2- 0		2- 0		NEUTRAL		0- 0	0- 0		0- 0	
9- 4	3- 3		2- 0		NON-CONFERENCE		2- 1	1- 0		1- 0	
6- 1	1- 1		2- 0		HOME		1- 0	1- 0		1- 0	
2- 3	1- 2		0- 0		AWAY		1- 1	0- 0		0- 0	
1- 0	1- 0		0- 0		NEUTRAL		0- 0	0- 0		0- 0	
15- 4	5- 1		5- 3		CONFERENCE		0- 0	3- 0		2- 0	
6- 2	3- 0		2- 2		HOME		0- 0	1- 0		0- 0	
6- 2	1- 1		1- 1		AWAY		0- 0	2- 0		2- 0	
3- 0	1- 0		2- 0		NEUTRAL		0- 0	0- 0		0- 0	

RPI	S	Opponent	Score	RPI	S	Opponent	Score	RPI	S	Opponent	Score	RPI	S	Opponent	Score
1	H	Baylor	67 76	28	A	Vanderbilt	79 93	51	A	Virginia	64 69	119	A	Auburn	73 52
2	A	Stanford	80 97	28	H	Vanderbilt	87 64	56	A	UCLA	85 64	119	H	Auburn	82 61
3	A	Notre Dame	44 72	28	N	Vanderbilt	68 57	59	H	Chattanooga	90 47	141	H	Pepperdine	89 57
9	A	Kentucky	60 61	34	H	South Carolina	60 64					143	A	Mississippi St.	57 41
9	H	Kentucky	91 54	34	N	South Carolina	74 58					178	A	Alabama	86 56
12	H	Miami (FL)	92 76	35	A	Arkansas	69 38					188	A	Ole Miss	66 56
13	A	Rutgers	67 61	35	H	Arkansas	71 72					196	H	Old Dominion	90 37
18	N	DePaul	84 61	37	H	Middle Tenn.	82 43								
20	H	LSU	65 56	41	H	Florida	75 59								
20	N	LSU	70 58	45	H	Texas	73 57								
24	A	Georgia	67 50												
24	H	Georgia	80 51												
LAST 12 Division I GAMES:															
		20	N	LSU			70	58			143	A	Mississippi St.		57 41
		34	N	South Carolina			74	58			9	H	Kentucky		91 54
		28	N	Vanderbilt			68	57			28	A	Vanderbilt		79 93
		41	H	Florida			75	59			119	H	Auburn		82 61
		35	H	Arkansas			71	72			34	H	South Carolina		60 64
		188	A	Ole Miss			66	56			24	A	Georgia		67 50

Non-Div I Games:

Tennessee

■ Loss,
■ Non-Conf, S Site,
■ Home
■ Away
N Neutral

Tennessee St.

Through Games Of Sunday, March 4, 2012

Average RPI Win:	292	WON-LOST	WINNING	LAST 12	STRENGTH OF	OPP. STRENGTH	TEAM	ADJ.	CONF.	ADJ CONF.
Average RPI Loss:	191	RECORD	PCT. RANK	GAMES	SCHEDULE	OF SCHEDULE	RPI	RPI	RPI	RPI
DIV. I ONLY	8- 20	279	3- 9	241	341	301	301	31	31	
DIV. I NON-CONF.	3- 8	269	0- 0	65	339	241	241	31	31	
TOTALS	RPI 1-25	RPI 26-50	W-L RECORDS	RPI 51-100	RPI 101-150	RPI 150+				
8- 20	0- 0	0- 2	OVERALL	0- 2	0- 4	8- 12				
5- 7	0- 0	0- 0	HOME	0- 0	0- 2	5- 5				
2- 11	0- 0	0- 2	AWAY	0- 1	0- 2	2- 6				
1- 2	0- 0	0- 0	NEUTRAL	0- 1	0- 0	1- 1				
3- 8	0- 0	0- 2	NON-CONFERENCE	0- 2	0- 1	3- 3				
2- 2	0- 0	0- 0	HOME	0- 0	0- 1	2- 1				
0- 5	0- 0	0- 2	AWAY	0- 1	0- 0	0- 2				
1- 1	0- 0	0- 0	NEUTRAL	0- 1	0- 0	1- 0				
5- 12	0- 0	0- 0	CONFERENCE	0- 0	0- 3	5- 9				
3- 5	0- 0	0- 0	HOME	0- 0	0- 1	3- 4				
2- 6	0- 0	0- 0	AWAY	0- 0	0- 2	2- 4				
0- 1	0- 0	0- 0	NEUTRAL	0- 0	0- 0	0- 1				

RPI S	Opponent	Score	RPI S	Opponent	Score	RPI S	Opponent	Score	RPI S	Opponent	Score	Team's RPI: 301
27	A Ohio St.	51 78	63	N Fresno St.	66 83	101	A UT Martin	90 105				
37	A Middle Tenn.	53 94	72	A Memphis	64 88	101	H UT Martin	105 114				
						116	A Eastern Ill.	73 88				
						148	H Florida A&M	75 90				
						165	H SIU Edwardsville	50 60				
						173	H South Ala.	74 69				
						212	A Tennessee Tech	71 80				
						212	H Tennessee Tech	66 78				
						265	A Cleveland St.	56 74				
						267	A Eastern Ky.	59 79				
						267	H Eastern Ky.	66 73				
						267	N Eastern Ky.	55 70				
						271	H Southern Ill.	68 89				
						284	N Cal St. Fullerton	61 48				
						286	A Austin Peay	82 77				
						286	H Austin Peay	95 81				
						292	A Murray St.	56 66				
						292	H Murray St.	83 87				
						297	H Morehead St.	86 80				
						314	A Jackson St.	43 67				
						323	A Southeast Mo. St.	39 50				
						332	H Lipscomb	80 54				
						340	A Jacksonville St.	67 57				
						340	H Jacksonville St.	61 59				
LAST 12 Division I GAMES:												
267	N Eastern Ky.	55 70	267	H Eastern Ky.	66 73							
292	H Murray St.	83 87	101	A UT Martin	90 105							
340	H Jacksonville St.	61 59	286	A Austin Peay	82 77							
212	H Tennessee Tech	66 78	116	A Eastern Ill.	73 88							
292	A Murray St.	56 66	297	H Morehead St.	86 80							
323	A Southeast Mo. St.	39 50	165	H SIU Edwardsville	50 60							

Non-Div I Games: Cumberland (TN) 78 48

Tennessee St.

■ Loss,
 ■ Non-Conf,
 ■ S Site,
 ■ Home
 ■ A Away
 N Neutral

Average RPI Win:	278	WON-LOST	WINNING	LAST 12	STRENGTH OF	OPP. STRENGTH	TEAM	ADJ.	CONF.	ADJ CONF.
Average RPI Loss:	162	RECORD	PCT. RANK	GAMES	SCHEDULE	OF SCHEDULE	RPI	RPI	RPI	RPI
DIV. I ONLY	16- 16	165	9- 3	278	323	212	212	31	31	
DIV. I NON-CONF.	3- 10	283	0- 0	253	200	290	290	31	31	
TOTALS	RPI 1-25	RPI 26-50	W-L RECORDS	RPI 51-100	RPI 101-150	RPI 150+				
16- 16	0- 0	0- 1	OVERALL	0- 1	1- 5	15- 9				
7- 6	0- 0	0- 0	HOME	0- 0	0- 2	7- 4				
7- 9	0- 0	0- 1	AWAY	0- 1	0- 2	7- 5				
2- 1	0- 0	0- 0	NEUTRAL	0- 0	1- 1	1- 0				
3- 10	0- 0	0- 1	NON-CONFERENCE	0- 1	0- 2	3- 6				
1- 4	0- 0	0- 0	HOME	0- 0	0- 1	1- 3				
2- 6	0- 0	0- 1	AWAY	0- 1	0- 1	2- 3				
0- 0	0- 0	0- 0	NEUTRAL	0- 0	0- 0	0- 0				
13- 6	0- 0	0- 0	CONFERENCE	0- 0	1- 3	12- 3				
6- 2	0- 0	0- 0	HOME	0- 0	0- 1	6- 1				
5- 3	0- 0	0- 0	AWAY	0- 0	0- 1	5- 2				
2- 1	0- 0	0- 0	NEUTRAL	0- 0	1- 1	1- 0				

RPI S	Opponent	Score	RPI S	Opponent	Score	RPI S	Opponent	Score	RPI S	Opponent	Score	Team's RPI: 212
			37 A	Middle Tenn.	55 74	56 A	UCLA	52 74	101 A	UT Martin	61 83	
									101 N	UT Martin	65 82	
									110 H	LIU Brooklyn	60 62	
									114 A	Samford	55 61	
									116 H	Eastern Ill.	51 52	
									116 N	Eastern Ill.	81 72	
									165 A	SIU Edwardsville	54 62	
									165 H	SIU Edwardsville	62 64	
									168 H	Marshall	68 73	
									187 A	Alabama A&M	35 61	
									194 A	Louisiana Tech	64 82	
									226 A	Western Ky.	58 71	
									226 H	Western Ky.	69 59	
									232 H	Western Caro.	58 61	
									251 A	La.-Monroe	68 64	
									267 A	Eastern Ky.	82 67	
									267 H	Eastern Ky.	66 51	
									267 N	Eastern Ky.	81 65	
									269 A	East Tenn. St.	87 76	
									286 A	Austin Peay	68 65	
									292 A	Murray St.	72 76	
									292 H	Murray St.	88 51	
									297 A	Morehead St.	57 53	
									297 H	Morehead St.	68 50	
									301 A	Tennessee St.	78 66	
									301 H	Tennessee St.	80 71	
LAST 12 Division I GAMES:												
			101 N	UT Martin	65 82	301 A	Tennessee St.	78 66				
			116 N	Eastern Ill.	81 72	286 A	Austin Peay	68 65				
			267 N	Eastern Ky.	81 65	340 A	Jacksonville St.	62 50				
			292 H	Murray St.	88 51	165 H	SIU Edwardsville	62 64				
			267 H	Eastern Ky.	66 51	297 A	Morehead St.	57 53				
			116 H	Eastern Ill.	51 52	267 A	Eastern Ky.	82 67				

Non-Div I Games: Tenn. Wesleyan 66 52

Tennessee Tech

■ Loss,
 ■ Non-Conf,
 ■ S Site,
 ■ Home
 ■ A Away
 N Neutral

T
e
n
n
e
s
s
e
e
T
e
c
h

RPI S Opponent Tennessee Tech Score

Through Games Of Sunday, March 4, 2012

RPI	S	Opponent	Score	
323	H	Southeast Mo. St.	60	57
332	H	Lipscomb	61	66
340	A	Jacksonville St.	62	50
340	H	Jacksonville St.	65	59

T
e
n
n
e
s
s
e
e
T
e
c
h

Tennessee Tech

Average RPI Win:	309	WON-LOST	WINNING	LAST 12	STRENGTH OF	OPP. STRENGTH	TEAM	ADJ.	CONF.	ADJ CONF.
Average RPI Loss:	170	RECORD	PCT. RANK	GAMES	SCHEDULE	OF SCHEDULE	RPI	RPI	RPI	RPI
DIV. I ONLY	9- 16	251	6- 5	243	340	268	268	33	33	
DIV. I NON-CONF.	4- 11	274	1- 0	67	281	204	204	33	33	
TOTALS	RPI 1-25	RPI 26-50	W-L RECORDS	RPI 51-100	RPI 101-150	RPI 150+				
9- 16	0- 1	0- 1	OVERALL	0- 3	0- 2	9- 9				
5- 4	0- 0	0- 0	HOME	0- 0	0- 0	5- 4				
4- 9	0- 1	0- 1	AWAY	0- 2	0- 1	4- 4				
0- 3	0- 0	0- 0	NEUTRAL	0- 1	0- 1	0- 1				
4- 11	0- 1	0- 1	NON-CONFERENCE	0- 3	0- 2	4- 4				
2- 2	0- 0	0- 0	HOME	0- 0	0- 0	2- 2				
2- 6	0- 1	0- 1	AWAY	0- 2	0- 1	2- 1				
0- 3	0- 0	0- 0	NEUTRAL	0- 1	0- 1	0- 1				
5- 5	0- 0	0- 0	CONFERENCE	0- 0	0- 0	5- 5				
3- 2	0- 0	0- 0	HOME	0- 0	0- 0	3- 2				
2- 3	0- 0	0- 0	AWAY	0- 0	0- 0	2- 3				
0- 0	0- 0	0- 0	NEUTRAL	0- 0	0- 0	0- 0				

RPI 1-25			RPI 26-50			RPI 51-100			RPI 101+ Team's RPI: 268		
RPI	S	Opponent	Score	RPI	S	Opponent	Score	RPI	S	Opponent	Score
12	A	Miami (FL)	37 83	32	A	Nebraska	27 65	52	A	Oklahoma St.	35 74
								54	A	UTEP	51 62
								92	N	McNeese St.	46 67
								118	N	Colorado	49 67
								147	A	Sam Houston St.	56 64
								151	N	Yale	57 59
								159	H	Stephen F. Austin	58 69
								175	A	TCU	56 54
								211	A	North Dakota	60 93
								211	H	North Dakota	58 60
								231	H	Texas St.	61 66
								299	A	UTSA	54 68
								304	A	Utah Valley	51 66
								304	H	Utah Valley	71 70
								313	H	Texas-Arlington	72 65
								321	A	A&M-Corpus Christi	58 56
								321	H	A&M-Corpus Christi	69 52
								324	A	NJIT	52 61
								324	H	NJIT	40 41
								331	A	Chicago St.	59 52
								331	H	Chicago St.	43 39
								342	A	Houston Baptist	55 41
								342	H	Houston Baptist	43 14
LAST 12 Division I GAMES:											
342	H	Houston Baptist	43 14	304	A	Utah Valley	51 66				
304	H	Utah Valley	71 70	342	A	Houston Baptist	55 41				
211	H	North Dakota	58 60	324	H	NJIT	40 41				
331	A	Chicago St.	59 52	331	H	Chicago St.	43 39				
324	A	NJIT	52 61	175	A	TCU	56 54				
211	A	North Dakota	60 93	313	H	Texas-Arlington	72 65				

Non-Div I Games: Paul Quinn 72 43 Huston-Tillotson 94 51 Our Lady Of The Lak73 66

Tex.-Pan American

Loss, Non-Conf, S Site, H Home A Away N Neutral

Average RPI Win:	136	WON-LOST	WINNING	LAST 12	STRENGTH OF	OPP. STRENGTH	TEAM	ADJ.	CONF.	ADJ CONF.
Average RPI Loss:	27	RECORD	PCT. RANK	GAMES	SCHEDULE	OF SCHEDULE	RPI	RPI	RPI	RPI
DIV. I ONLY	18- 12	111	6- 6	20	4	45	45	1	1	
DIV. I NON-CONF.	10- 2	33	0- 0	126	55	52	52	1	1	
TOTALS	RPI 1-25	RPI 26-50	W-L RECORDS	RPI 51-100	RPI 101-150	RPI 150+				
18- 12	3- 7	2- 3	OVERALL	4- 2	2- 0	7- 0				
13- 4	2- 3	1- 1	HOME	3- 0	1- 0	6- 0				
3- 8	1- 4	0- 2	AWAY	0- 2	1- 0	1- 0				
2- 0	0- 0	1- 0	NEUTRAL	1- 0	0- 0	0- 0				
10- 2	0- 2	1- 0	NON-CONFERENCE	2- 0	0- 0	7- 0				
7- 1	0- 1	0- 0	HOME	1- 0	0- 0	6- 0				
1- 1	0- 1	0- 0	AWAY	0- 0	0- 0	1- 0				
2- 0	0- 0	1- 0	NEUTRAL	1- 0	0- 0	0- 0				
8- 10	3- 5	1- 3	CONFERENCE	2- 2	2- 0	0- 0				
6- 3	2- 2	1- 1	HOME	2- 0	1- 0	0- 0				
2- 7	1- 3	0- 2	AWAY	0- 2	1- 0	0- 0				
0- 0	0- 0	0- 0	NEUTRAL	0- 0	0- 0	0- 0				

RPI	S	Opponent	Score	RPI	S	Opponent	Score	Team's RPI: 45	RPI	S	Opponent	Score	RPI	S	Opponent	Score
1	A	Baylor	59 80	31	N	California	61 60		51	N	Virginia	79 53	115	A	Missouri	75 62
1	H	Baylor	59 77	42	A	Iowa St.	56 71		52	A	Oklahoma St.	51 70	115	H	Missouri	75 58
2	H	Stanford	59 72	42	H	Iowa St.	62 60		52	H	Oklahoma St.	69 53	204	H	North Texas	71 62
4	A	Tennessee	57 73	47	A	Kansas	61 85		62	H	Michigan St.	61 53	208	H	Grambling	91 38
8	A	Texas A&M	76 71	47	H	Kansas	67 72		69	A	Texas Tech	71 75	250	A	Hawaii	71 50
8	H	Texas A&M	79 64						69	H	Texas Tech	63 54	273	H	Alcorn St.	74 42
19	A	Kansas St.	45 65										287	H	Southeastern La.	73 65
19	H	Kansas St.	55 64										315	H	Delaware St.	89 35
22	A	Oklahoma	67 73										334	H	Ark.-Pine Bluff	79 40
22	H	Oklahoma	87 62													
LAST 12 Division I GAMES:																
		8	H	Texas A&M			79 64		52	H	Oklahoma St.				69 53	
		115	A	Missouri			75 62		47	A	Kansas				61 85	
		22	H	Oklahoma			87 62		42	A	Iowa St.				56 71	
		1	A	Baylor			59 80		19	H	Kansas St.				55 64	
		19	A	Kansas St.			45 65		69	A	Texas Tech				71 75	
		69	H	Texas Tech			63 54		115	H	Missouri				75 58	

Non-Div I Games:

Texas

■ Loss,
 ■ Non-Conf,
 ■ S Site,
 ■ H Home
 ■ A Away
 N Neutral

Texas A&M

Through Games Of Sunday, March 4, 2012

Average RPI Win:	73	WON-LOST	WINNING	LAST 12	STRENGTH OF	OPP. STRENGTH	TEAM	ADJ.	CONF.	ADJ CONF.
Average RPI Loss:	23	RECORD	PCT. RANK	GAMES	SCHEDULE	OF SCHEDULE	RPI	RPI	RPI	RPI
DIV. I ONLY	20- 9	72	7- 5	2	2	8	8	1	1	
DIV. I NON-CONF.	9- 2	37	0- 0	4	10	4	4	1	1	
TOTALS	RPI 1-25	RPI 26-50	W-L RECORDS	RPI 51-100	RPI 101-150	RPI 150+				
20- 9	3- 6	7- 2	OVERALL	4- 1	4- 0	2- 0				
12- 2	3- 1	3- 1	HOME	3- 0	2- 0	1- 0				
6- 7	0- 5	2- 1	AWAY	1- 1	2- 0	1- 0				
2- 0	0- 0	2- 0	NEUTRAL	0- 0	0- 0	0- 0				
9- 2	1- 2	3- 0	NON-CONFERENCE	1- 0	2- 0	2- 0				
5- 0	1- 0	1- 0	HOME	1- 0	1- 0	1- 0				
2- 2	0- 2	0- 0	AWAY	0- 0	1- 0	1- 0				
2- 0	0- 0	2- 0	NEUTRAL	0- 0	0- 0	0- 0				
11- 7	2- 4	4- 2	CONFERENCE	3- 1	2- 0	0- 0				
7- 2	2- 1	2- 1	HOME	2- 0	1- 0	0- 0				
4- 5	0- 3	2- 1	AWAY	1- 1	1- 0	0- 0				
0- 0	0- 0	0- 0	NEUTRAL	0- 0	0- 0	0- 0				

RPI	S	Opponent	Score	RPI	S	Opponent	Score	RPI	S	Opponent	Score	RPI	S	Opponent	Score
1	A	Baylor	48 71	30	H	Southern California	71 70	52	A	Oklahoma St.	53 57	111	A	UALR	83 54
1	H	Baylor	62 69	40	N	Iowa	74 58	52	H	Oklahoma St.	63 49	115	A	Missouri	56 52
5	A	Connecticut	51 81	42	A	Iowa St.	59 33	69	A	Texas Tech	67 55	115	H	Missouri	78 52
16	A	Purdue	51 60	42	H	Iowa St.	66 64	69	H	Texas Tech	79 51	143	H	Mississippi St.	93 47
19	A	Kansas St.	69 71	45	A	Texas	64 79	92	H	McNeese St.	72 62	170	H	Lamar	83 58
19	H	Kansas St.	67 36	45	H	Texas	71 76					175	A	TCU	68 53
22	A	Oklahoma	55 64	46	N	Temple	71 59								
22	H	Oklahoma	75 58	47	A	Kansas	76 65								
23	H	Louisville	76 58	47	H	Kansas	62 51								
LAST 12 Division I GAMES:															
45	A	Texas	64 79	1	A	Baylor	48 71								
1	H	Baylor	62 69	19	H	Kansas St.	67 36								
69	H	Texas Tech	79 51	47	H	Kansas	62 51								
22	A	Oklahoma	55 64	69	A	Texas Tech	67 55								
52	H	Oklahoma St.	63 49	42	H	Iowa St.	66 64								
115	A	Missouri	56 52	52	A	Oklahoma St.	53 57								

Non-Div I Games:

Texas A&M

■ Loss,
■ Non-Conf, S Site,
■ Home
■ Away
N Neutral

Average RPI Win:	301	WON-LOST	WINNING	LAST 12	STRENGTH OF	OPP. STRENGTH	TEAM	ADJ.	CONF.	ADJ CONF.
Average RPI Loss:	213	RECORD	PCT. RANK	GAMES	SCHEDULE	OF SCHEDULE	RPI	RPI	RPI	RPI
DIV. I ONLY	4- 25	328	1- 11	324	333	339	339	32	32	
DIV. I NON-CONF.	2- 9	299	1- 0	234	252	305	305	32	32	
TOTALS	RPI 1-25	RPI 26-50	W-L RECORDS	RPI 51-100	RPI 101-150	RPI 150+				
4- 25	0- 1	0- 1	OVERALL	0- 1	0- 3	4- 19				
1- 12	0- 0	0- 0	HOME	0- 1	0- 1	1- 10				
2- 12	0- 1	0- 1	AWAY	0- 0	0- 2	2- 8				
1- 1	0- 0	0- 0	NEUTRAL	0- 0	0- 0	1- 1				
2- 9	0- 1	0- 1	NON-CONFERENCE	0- 1	0- 1	2- 5				
0- 4	0- 0	0- 0	HOME	0- 1	0- 0	0- 3				
1- 4	0- 1	0- 1	AWAY	0- 0	0- 1	1- 1				
1- 1	0- 0	0- 0	NEUTRAL	0- 0	0- 0	1- 1				
2- 16	0- 0	0- 0	CONFERENCE	0- 0	0- 2	2- 14				
1- 8	0- 0	0- 0	HOME	0- 0	0- 1	1- 7				
1- 8	0- 0	0- 0	AWAY	0- 0	0- 1	1- 7				
0- 0	0- 0	0- 0	NEUTRAL	0- 0	0- 0	0- 0				

RPI 1-25				RPI 26-50				RPI 51-100				RPI 101+ Team's RPI: 339			
RPI	S	Opponent	Score	RPI	S	Opponent	Score	RPI	S	Opponent	Score	RPI	S	Opponent	Score
1	A	Baylor	39 91	35	A	Arkansas	41 86	92	H	McNeese St.	37 70	102	A	Utah	33 75
												139	A	Mississippi Val.	48 82
												139	H	Mississippi Val.	54 68
												175	A	TCU	38 66
												187	A	Alabama A&M	36 56
												187	H	Alabama A&M	40 55
												208	A	Grambling	54 51
												208	H	Grambling	50 51
												225	A	Southern U.	59 64
												225	H	Southern U.	39 49
												227	H	Nicholls St.	48 69
												252	A	Prairie View	45 53
												252	H	Prairie View	43 64
												263	A	Alabama St.	47 68
												263	H	Alabama St.	51 52
												266	H	Norfolk St.	58 80
												273	A	Alcorn St.	31 52
												273	H	Alcorn St.	48 51
												275	N	Vermont	60 72
												311	H	Air Force	54 64
												314	A	Jackson St.	38 55
												314	H	Jackson St.	50 55
												321	N	A&M-Corpus Christi	63 54
												334	A	Ark.-Pine Bluff	52 69
												334	H	Ark.-Pine Bluff	57 36
												342	A	Houston Baptist	54 44
LAST 12 Division I GAMES:															
				225	A	Southern U.	59 64					314	H	Jackson St.	50 55
				273	A	Alcorn St.	31 52					208	H	Grambling	50 51
				187	H	Alabama A&M	40 55					342	A	Houston Baptist	54 44
				263	H	Alabama St.	51 52					252	A	Prairie View	45 53
				139	A	Mississippi Val.	48 82					263	A	Alabama St.	47 68
				334	A	Ark.-Pine Bluff	52 69					187	A	Alabama A&M	36 56

Non-Div I Games:

Texas Southern

■ Loss,
 ■ Non-Conf, S Site,
 ■ Home
 ■ Away
 N Neutral

Average RPI Win:	275	WON-LOST	WINNING	LAST 12	STRENGTH OF	OPP. STRENGTH	TEAM	ADJ.	CONF.	ADJ CONF.
Average RPI Loss:	177	RECORD	PCT. RANK	GAMES	SCHEDULE	OF SCHEDULE	RPI	RPI	RPI	RPI
DIV. I ONLY	12- 13	185	6- 6	299	325	231	231	24	24	
DIV. I NON-CONF.	4- 5	201	0- 0	284	330	230	230	27	27	
TOTALS	RPI 1-25	RPI 26-50	W-L RECORDS	RPI 51-100	RPI 101-150	RPI 150+				
12- 13	0- 0	0- 0	OVERALL	0- 4	1- 1	11- 8				
7- 4	0- 0	0- 0	HOME	0- 0	1- 0	6- 4				
5- 9	0- 0	0- 0	AWAY	0- 4	0- 1	5- 4				
0- 0	0- 0	0- 0	NEUTRAL	0- 0	0- 0	0- 0				
4- 5	0- 0	0- 0	NON-CONFERENCE	0- 2	0- 0	4- 3				
1- 2	0- 0	0- 0	HOME	0- 0	0- 0	1- 2				
3- 3	0- 0	0- 0	AWAY	0- 2	0- 0	3- 1				
0- 0	0- 0	0- 0	NEUTRAL	0- 0	0- 0	0- 0				
8- 8	0- 0	0- 0	CONFERENCE	0- 2	1- 1	7- 5				
6- 2	0- 0	0- 0	HOME	0- 0	1- 0	5- 2				
2- 6	0- 0	0- 0	AWAY	0- 2	0- 1	2- 3				
0- 0	0- 0	0- 0	NEUTRAL	0- 0	0- 0	0- 0				

RPI 1-25				RPI 26-50				RPI 51-100				RPI 101+				Team's RPI: 231	
RPI	S	Opponent	Score	RPI	S	Opponent	Score	RPI	S	Opponent	Score	RPI	S	Opponent	Score		
								54	A	UTEP	58	81	147	A	Sam Houston St.	54	68
								69	A	Texas Tech	40	85	147	H	Sam Houston St.	66	53
								78	A	Central Ark.	75	81	159	A	Stephen F. Austin	59	81
								92	A	McNeese St.	41	72	159	H	Stephen F. Austin	95	87
													170	A	Lamar	50	56
													172	A	Rice	66	73
													204	H	North Texas	43	61
													227	H	Nicholls St.	74	83
													256	A	Belmont	71	66
													260	A	Kennesaw St.	72	70
													268	A	Tex.-Pan American	66	61
													287	H	Southeastern La.	67	63
													299	A	UTSA	53	67
													299	H	UTSA	87	67
													311	H	Air Force	69	77
													313	A	Texas-Arlington	90	73
													313	H	Texas-Arlington	46	61
													321	A	A&M-Corpus Christi	74	61
													321	H	A&M-Corpus Christi	73	67
													329	H	Northwestern St.	70	68
													342	H	Houston Baptist	86	61
LAST 12 Division I GAMES:																	
				147	A	Sam Houston St.	54	68	313	H	Texas-Arlington	46	61				
				170	A	Lamar	50	56	78	A	Central Ark.	75	81				
				299	H	UTSA	87	67	227	H	Nicholls St.	74	83				
				287	H	Southeastern La.	67	63	159	H	Stephen F. Austin	95	87				
				159	A	Stephen F. Austin	59	81	313	A	Texas-Arlington	90	73				
				321	A	A&M-Corpus Christi	74	61	321	H	A&M-Corpus Christi	73	67				

Non-Div I Games: St. Thomas (TX) 92 50 Concordia (TX) 63 50 Texas Lutheran 85 28 Huston-Tillotson 102 69
Texas St.

Texas Tech

Through Games Of Sunday, March 4, 2012

Average RPI Win:	153	WON-LOST	WINNING	LAST 12	STRENGTH OF	OPP. STRENGTH	TEAM	ADJ.	CONF.	ADJ CONF.
Average RPI Loss:	26	RECORD	PCT. RANK	GAMES	SCHEDULE	OF SCHEDULE	RPI	RPI	RPI	RPI
DIV. I ONLY	18- 12	111	4- 8	51	11	69	69	1	1	
DIV. I NON-CONF.	12- 0	1	0- 0	259	181	37	37	1	1	
TOTALS	RPI 1-25	RPI 26-50	W-L RECORDS	RPI 51-100	RPI 101-150	RPI 150+				
18- 12	2- 7	2- 4	OVERALL	3- 1	4- 0	7- 0				
12- 5	1- 4	2- 1	HOME	2- 0	2- 0	5- 0				
4- 7	1- 3	0- 3	AWAY	1- 1	1- 0	1- 0				
2- 0	0- 0	0- 0	NEUTRAL	0- 0	1- 0	1- 0				
12- 0	1- 0	0- 0	NON-CONFERENCE	2- 0	2- 0	7- 0				
8- 0	1- 0	0- 0	HOME	1- 0	1- 0	5- 0				
2- 0	0- 0	0- 0	AWAY	1- 0	0- 0	1- 0				
2- 0	0- 0	0- 0	NEUTRAL	0- 0	1- 0	1- 0				
6- 12	1- 7	2- 4	CONFERENCE	1- 1	2- 0	0- 0				
4- 5	0- 4	2- 1	HOME	1- 0	1- 0	0- 0				
2- 7	1- 3	0- 3	AWAY	0- 1	1- 0	0- 0				
0- 0	0- 0	0- 0	NEUTRAL	0- 0	0- 0	0- 0				

RPI S	Opponent	Score	RPI S	Opponent	Score	RPI S	Opponent	Score	RPI S	Opponent	Score
1	A Baylor	51 56	42	A Iowa St.	49 66	52	A Oklahoma St.	49 53	112	N Illinois	70 64
1	H Baylor	64 72	42	H Iowa St.	51 41	52	H Oklahoma St.	58 53	115	A Missouri	69 63
8	A Texas A&M	51 79	45	A Texas	54 63	74	A San Diego	58 57	115	H Missouri	76 49
8	H Texas A&M	55 67	45	H Texas	75 71	78	H Central Ark.	76 43	148	H UMKC	94 67
19	A Kansas St.	64 63	47	A Kansas	43 62				226	H Western Ky.	75 38
19	H Kansas St.	61 62	47	H Kansas	64 69				231	H Texas St.	85 40
21	H Penn St.	70 66							251	H La.-Monroe	94 54
22	A Oklahoma	68 71							289	N CSU Bakersfield	81 63
22	H Oklahoma	62 71							305	H New Mexico	69 43
									313	H Texas-Arlington	88 48
									318	A Houston	88 58
LAST 12 Division I GAMES:											
19	A Kansas St.	64 63	42	H Iowa St.	51 41						
22	H Oklahoma	62 71	52	A Oklahoma St.	49 53						
8	A Texas A&M	51 79	115	H Missouri	76 49						
47	H Kansas	64 69	8	H Texas A&M	55 67						
1	A Baylor	51 56	45	H Texas	75 71						
45	A Texas	54 63	47	A Kansas	43 62						

Non-Div I Games:

Texas Tech

■ Loss,
 ■ Non-Conf,
 S Site,
 ■ Home
 ■ Away
 N Neutral

Texas-Arlington

Through Games Of Sunday, March 4, 2012

Average RPI Win:	266	WON-LOST	WINNING	LAST 12	STRENGTH OF	OPP. STRENGTH	TEAM	ADJ.	CONF.	ADJ CONF.
Average RPI Loss:	184	RECORD	PCT. RANK	GAMES	SCHEDULE	OF SCHEDULE	RPI	RPI	RPI	RPI
DIV. I ONLY	5- 21	315	3- 8	204	313	313	313	24	24	
DIV. I NON-CONF.	1- 9	323	0- 0	176	270	319	319	27	27	
TOTALS	RPI 1-25	RPI 26-50	W-L RECORDS	RPI 51-100	RPI 101-150	RPI 150+				
5- 21	0- 0	0- 1	OVERALL	0- 5	0- 3	5- 12				
2- 10	0- 0	0- 0	HOME	0- 3	0- 1	2- 6				
3- 9	0- 0	0- 1	AWAY	0- 2	0- 1	3- 5				
0- 2	0- 0	0- 0	NEUTRAL	0- 0	0- 1	0- 1				
1- 9	0- 0	0- 1	NON-CONFERENCE	0- 3	0- 1	1- 4				
1- 3	0- 0	0- 0	HOME	0- 1	0- 0	1- 2				
0- 4	0- 0	0- 1	AWAY	0- 2	0- 0	0- 1				
0- 2	0- 0	0- 0	NEUTRAL	0- 0	0- 1	0- 1				
4- 12	0- 0	0- 0	CONFERENCE	0- 2	0- 2	4- 8				
1- 7	0- 0	0- 0	HOME	0- 2	0- 1	1- 4				
3- 5	0- 0	0- 0	AWAY	0- 0	0- 1	3- 4				
0- 0	0- 0	0- 0	NEUTRAL	0- 0	0- 0	0- 0				

RPI S	Opponent	Score	RPI S	Opponent	Score	RPI S	Opponent	Score	RPI S	Opponent	Score	Team's RPI: 313
35	A Arkansas	34 57	63	H Fresno St.	48 78	109	N Wichita St.	64 90				
			69	A Texas Tech	48 88	147	A Sam Houston St.	41 58				
			72	A Memphis	60 77	147	H Sam Houston St.	45 61				
			78	H Central Ark.	51 53	159	A Stephen F. Austin	69 61				
			92	H McNeese St.	50 70	159	H Stephen F. Austin	54 59				
						170	H Lamar	52 68				
						204	H North Texas	47 66				
						227	A Nicholls St.	59 78				
						231	A Texas St.	61 46				
						231	H Texas St.	73 90				
						240	H George Washington	41 63				
						268	A Tex.-Pan American	65 72				
						287	A Southeastern La.	41 71				
						290	N Western Mich.	63 67				
						299	A UTSA	75 65				
						299	H UTSA	51 40				
						321	A A&M-Corpus Christi	54 74				
						321	H A&M-Corpus Christi	51 61				
						329	A Northwestern St.	70 86				
						342	H Houston Baptist	78 61				
LAST 12 Division I GAMES:												
299	A UTSA	75 65	231	A Texas St.	61 46							
321	A A&M-Corpus Christi	54 74	147	H Sam Houston St.	45 61							
329	A Northwestern St.	70 86	78	H Central Ark.	51 53							
92	H McNeese St.	50 70	299	H UTSA	51 40							
287	A Southeastern La.	41 71	231	H Texas St.	73 90							
159	H Stephen F. Austin	54 59	159	A Stephen F. Austin	69 61							

Non-Div I Games: McMurry 52 41 Neb. Omaha 52 60

Texas-Arlington

Loss, Non-Conf, S Site, H Home A Away N Neutral

Average RPI Win:	191	WON-LOST	WINNING	LAST 12	STRENGTH OF	OPP. STRENGTH	TEAM	ADJ.	CONF.	ADJ CONF.
Average RPI Loss:	132	RECORD	PCT. RANK	GAMES	SCHEDULE	OF SCHEDULE	RPI	RPI	RPI	RPI
DIV. I ONLY	20- 8	59	11- 1	138	126	76	76	12	12	
DIV. I NON-CONF.	7- 5	122	0- 0	81	91	100	100	13	13	
TOTALS	RPI 1-25	RPI 26-50	W-L RECORDS	RPI 51-100	RPI 101-150	RPI 150+				
20- 8	0- 2	1- 0	OVERALL	3- 2	1- 1	15- 3				
12- 3	0- 1	1- 0	HOME	3- 1	0- 1	8- 0				
8- 5	0- 1	0- 0	AWAY	0- 1	1- 0	7- 3				
0- 0	0- 0	0- 0	NEUTRAL	0- 0	0- 0	0- 0				
7- 5	0- 2	1- 0	NON-CONFERENCE	1- 0	1- 1	4- 2				
5- 2	0- 1	1- 0	HOME	1- 0	0- 1	3- 0				
2- 3	0- 1	0- 0	AWAY	0- 0	1- 0	1- 2				
0- 0	0- 0	0- 0	NEUTRAL	0- 0	0- 0	0- 0				
13- 3	0- 0	0- 0	CONFERENCE	2- 2	0- 0	11- 1				
7- 1	0- 0	0- 0	HOME	2- 1	0- 0	5- 0				
6- 2	0- 0	0- 0	AWAY	0- 1	0- 0	6- 1				
0- 0	0- 0	0- 0	NEUTRAL	0- 0	0- 0	0- 0				

RPI 1-25				RPI 26-50				RPI 51-100				RPI 101+			
RPI	S	Opponent	Score	RPI	S	Opponent	Score	RPI	S	Opponent	Score	RPI	S	Opponent	Score
25	A	Green Bay	68 84	38	H	Dayton	61 51	60	H	Bowling Green	52 50	117	A	Northwestern	75 56
25	H	Green Bay	65 72					65	A	Eastern Mich.	33 54	128	H	Marquette	60 69
								65	H	Eastern Mich.	66 70	162	A	Central Mich.	80 62
								83	H	Albany (NY)	53 39	162	H	Central Mich.	58 53
								90	H	Miami (OH)	79 66	174	H	Colorado St.	58 51
												202	H	Akron	71 60
												206	A	Northern Ill.	49 47
												206	H	Northern Ill.	49 39
												214	A	Indiana	69 58
												223	A	Arkansas St.	56 64
												228	H	Iona	54 42
												230	A	Buffalo	77 75
												238	A	Milwaukee	57 60
												248	A	Ohio	52 33
												265	H	Cleveland St.	81 42
												270	A	Ball St.	70 65
												270	H	Ball St.	63 48
												290	A	Western Mich.	67 70
												290	H	Western Mich.	76 50
												295	A	Kent St.	66 55
LAST 12 Division I GAMES:															
270	A	Ball St.	70 65	295	A	Kent St.	66 55								
206	H	Northern Ill.	49 39	202	H	Akron	71 60								
65	A	Eastern Mich.	33 54	230	A	Buffalo	77 75								
290	H	Western Mich.	76 50	90	H	Miami (OH)	79 66								
162	A	Central Mich.	80 62	248	A	Ohio	52 33								
60	H	Bowling Green	52 50	270	H	Ball St.	63 48								

Non-Div I Games:

Toledo

■ Loss,
 ■ Non-Conf, S Site,
 ■ Home
 ■ Away
 N Neutral

T

T

Non-Div I Games:

Average RPI Win:	283	WON-LOST	WINNING	LAST 12	STRENGTH OF	OPP. STRENGTH	TEAM	ADJ.	CONF.	ADJ CONF.
Average RPI Loss:	190	RECORD	PCT. RANK	GAMES	SCHEDULE	OF SCHEDULE	RPI	RPI	RPI	RPI
DIV. I ONLY	2- 25	336	1- 11	264	255	337	337	17	17	
DIV. I NON-CONF.	1- 9	323	0- 0	330	338	339	339	16	16	
TOTALS	RPI 1-25	RPI 26-50	W-L RECORDS	RPI 51-100	RPI 101-150	RPI 150+				
2- 25	0- 0	0- 2	OVERALL	0- 0	0- 6	2- 17				
1- 10	0- 0	0- 1	HOME	0- 0	0- 3	1- 6				
1- 13	0- 0	0- 1	AWAY	0- 0	0- 3	1- 9				
0- 2	0- 0	0- 0	NEUTRAL	0- 0	0- 0	0- 2				
1- 9	0- 0	0- 0	NON-CONFERENCE	0- 0	0- 2	1- 7				
0- 3	0- 0	0- 0	HOME	0- 0	0- 1	0- 2				
1- 5	0- 0	0- 0	AWAY	0- 0	0- 1	1- 4				
0- 1	0- 0	0- 0	NEUTRAL	0- 0	0- 0	0- 1				
1- 16	0- 0	0- 2	CONFERENCE	0- 0	0- 4	1- 10				
1- 7	0- 0	0- 1	HOME	0- 0	0- 2	1- 4				
0- 8	0- 0	0- 1	AWAY	0- 0	0- 2	0- 5				
0- 1	0- 0	0- 0	NEUTRAL	0- 0	0- 0	0- 1				

RPI S	Opponent	Score	RPI S	Opponent	Score	RPI S	Opponent	Score	RPI S	Opponent	Score	Team's RPI: 337
37	A Middle Tenn.	52	82	37	H Middle Tenn.	66	72	111	H UALR	40	59	
								119	A Auburn	47	74	
								122	H American	45	55	
								131	A Denver	51	73	
								135	A FIU	52	74	
								135	H FIU	41	65	
								158	A Fla. Atlantic	62	68	
								158	H Fla. Atlantic	46	66	
								173	A South Ala.	26	63	
								173	H South Ala.	46	53	
								177	H Winthrop	66	80	
								198	A Furman	57	75	
								204	A North Texas	36	57	
								204	N North Texas	61	75	
								223	A Arkansas St.	39	62	
								226	A Western Ky.	38	64	
								226	H Western Ky.	36	59	
								251	H La.-Monroe	46	49	
								260	H Kennesaw St.	57	66	
								263	A Alabama St.	60	53	
								303	H La.-Lafayette	58	52	
								307	N Evansville	49	59	
								317	A Maine	53	66	
								325	A Mercer	59	69	
								340	A Jacksonville St.	54	65	
LAST 12 Division I GAMES:												
204	N North Texas	61	75	303	H La.-Lafayette	58	52					
158	A Fla. Atlantic	62	68	135	H FIU	41	65					
135	A FIU	52	74	173	A South Ala.	26	63					
111	H UALR	40	59	37	A Middle Tenn.	52	82					
223	A Arkansas St.	39	62	251	H La.-Monroe	46	49					
226	H Western Ky.	36	59	158	H Fla. Atlantic	46	66					

Non-Div I Games: Belhaven

53 56

Troy

Tulane

Average RPI Win: **192**
 Average RPI Loss: **119**

WON-LOST
 RECORD

WINNING
 PCT. RANK

LAST 12
 GAMES

Through Games Of Sunday, March 4, 2012

STRENGTH OF
 SCHEDULE

OPP. STRENGTH
 OF SCHEDULE

TEAM
 RPI

ADJ.
 RPI

CONF.
 RPI

ADJ CONF.
 RPI

DIV. I ONLY	18- 9	79	8- 4	117	123	81	81	11	11
DIV. I NON-CONF.	9- 2	37	0- 0	86	166	34	34	12	12
TOTALS	RPI 1-25	RPI 26-50	W-L RECORDS	RPI 51-100	RPI 101-150	RPI 150+			
18- 9	1- 1	0- 0	OVERALL	2- 3	1- 1	14- 4			
11- 2	1- 0	0- 0	HOME	1- 1	1- 0	8- 1			
6- 6	0- 0	0- 0	AWAY	0- 2	0- 1	6- 3			
1- 1	0- 1	0- 0	NEUTRAL	1- 0	0- 0	0- 0			
9- 2	1- 1	0- 0	NON-CONFERENCE	2- 0	0- 1	6- 0			
5- 0	1- 0	0- 0	HOME	1- 0	0- 0	3- 0			
3- 1	0- 0	0- 0	AWAY	0- 0	0- 1	3- 0			
1- 1	0- 1	0- 0	NEUTRAL	1- 0	0- 0	0- 0			
9- 7	0- 0	0- 0	CONFERENCE	0- 3	1- 0	8- 4			
6- 2	0- 0	0- 0	HOME	0- 1	1- 0	5- 1			
3- 5	0- 0	0- 0	AWAY	0- 2	0- 0	3- 3			
0- 0	0- 0	0- 0	NEUTRAL	0- 0	0- 0	0- 0			

RPI 1-25				RPI 26-50				RPI 51-100				Team's RPI: 81	RPI 101+			
RPI	S	Opponent	Score	RPI	S	Opponent	Score	RPI	S	Opponent	Score		RPI	S	Opponent	Score
16	N	Purdue	48 61					54	A	UTEP	65 80		103	H	UAB	52 41
20	H	LSU	65 62					54	H	UTEP	64 65		143	A	Mississippi St.	55 70
								71	N	Idaho St.	45 37		160	A	Tulsa	66 51
								72	A	Memphis	59 61		160	H	Tulsa	59 72
								80	H	Hampton	66 53		168	H	Marshall	68 52
													172	A	Rice	49 67
													172	H	Rice	50 47
													191	A	SMU	49 54
													191	H	SMU	75 63
													194	A	Louisiana Tech	61 52
													195	H	UCF	64 52
													204	A	North Texas	55 47
													205	A	Southern Miss.	51 56
													224	A	East Carolina	63 49
													225	H	Southern U.	66 59
													251	H	La.-Monroe	62 45
													259	H	Col. of Charleston	57 42
													303	A	La.-Lafayette	75 40
													318	A	Houston	71 51
													318	H	Houston	71 43
LAST 12 Division I GAMES:																
				318	H	Houston	71 43					318	A	Houston	71 51	
				191	A	SMU	49 54					191	H	SMU	75 63	
				160	H	Tulsa	59 72					224	A	East Carolina	63 49	
				205	A	Southern Miss.	51 56					168	H	Marshall	68 52	
				172	H	Rice	50 47					160	A	Tulsa	66 51	
				54	A	UTEP	65 80					103	H	UAB	52 41	

Non-Div I Games: Loyola (LA) 74 49 New Orleans 86 39

Tulane

Loss, Non-Conf, S Site, H Home A Away N Neutral

RPI 1-25				RPI 26-50				RPI 51-100				RPI 101+				Team's RPI: 160	
RPI	S	Opponent	Score	RPI	S	Opponent	Score	RPI	S	Opponent	Score	RPI	S	Opponent	Score		
				43	H	BYU	61 64	54	A	UTEP	56 67	103	H	UAB	40 47		
								54	H	UTEP	54 64	111	A	UALR	48 52		
								72	A	Memphis	64 66	113	H	Oral Roberts	65 57		
								81	A	Tulane	72 59	159	H	Stephen F. Austin	72 53		
								81	H	Tulane	51 66	168	A	Marshall	45 63		
												172	A	Rice	48 55		
												172	H	Rice	69 42		
												174	A	Colorado St.	68 87		
												175	A	TCU	43 60		
												191	A	SMU	42 39		
												191	H	SMU	61 57		
												195	A	UCF	48 54		
												205	H	Southern Miss.	68 57		
												208	H	Grambling	61 56		
												223	A	Arkansas St.	70 80		
												223	H	Arkansas St.	70 48		
												224	H	East Carolina	75 70		
												304	A	Utah Valley	62 78		
												318	A	Houston	77 48		
												318	H	Houston	67 53		
LAST 12 Division I GAMES:																	
				191	H	SMU	61 57	318	H	Houston	67 53						
				72	A	Memphis	64 66	195	A	UCF	48 54						
				81	A	Tulane	72 59	191	A	SMU	42 39						
				224	H	East Carolina	75 70	103	H	UAB	40 47						
				54	H	UTEP	54 64	81	H	Tulane	51 66						
				172	A	Rice	48 55	318	A	Houston	77 48						

Tulsa

Page 313

Average RPI Win:	227	WON-LOST	WINNING	LAST 12	STRENGTH OF	OPP. STRENGTH	TEAM	ADJ.	CONF.	ADJ CONF.
Average RPI Loss:	115	RECORD	PCT. RANK	GAMES	SCHEDULE	OF SCHEDULE	RPI	RPI	RPI	RPI
DIV. I ONLY	18- 10	89	5- 7	177	165	103	103	11	11	
DIV. I NON-CONF.	9- 3	61	0- 0	245	291	86	86	12	12	
TOTALS	RPI 1-25	RPI 26-50	W-L RECORDS	RPI 51-100	RPI 101-150	RPI 150+				
18- 10	0- 0	0- 0	OVERALL	1- 6	0- 1	17- 3				
9- 3	0- 0	0- 0	HOME	1- 2	0- 0	8- 1				
8- 7	0- 0	0- 0	AWAY	0- 4	0- 1	8- 2				
1- 0	0- 0	0- 0	NEUTRAL	0- 0	0- 0	1- 0				
9- 3	0- 0	0- 0	NON-CONFERENCE	1- 2	0- 1	8- 0				
4- 0	0- 0	0- 0	HOME	1- 0	0- 0	3- 0				
4- 3	0- 0	0- 0	AWAY	0- 2	0- 1	4- 0				
1- 0	0- 0	0- 0	NEUTRAL	0- 0	0- 0	1- 0				
9- 7	0- 0	0- 0	CONFERENCE	0- 4	0- 0	9- 3				
5- 3	0- 0	0- 0	HOME	0- 2	0- 0	5- 1				
4- 4	0- 0	0- 0	AWAY	0- 2	0- 0	4- 2				
0- 0	0- 0	0- 0	NEUTRAL	0- 0	0- 0	0- 0				

RPI S	Opponent	Score	RPI S	Opponent	Score	RPI S	Opponent	Score	RPI S	Opponent	Score	Team's RPI: 103
54	H UTEP	45 47	54	H UTEP	45 47	148	A Florida A&M	59 69	148	A Florida A&M	59 69	
59	A Chattanooga	59 65	59	A Chattanooga	59 65	160	A Tulsa	47 40	160	A Tulsa	47 40	
72	A Memphis	56 71	72	A Memphis	56 71	168	A Marshall	50 45	168	A Marshall	50 45	
72	H Memphis	59 70	72	H Memphis	59 70	168	H Marshall	37 40	168	H Marshall	37 40	
80	H Hampton	43 38	80	H Hampton	43 38	172	H Rice	60 45	172	H Rice	60 45	
81	A Tulane	41 52	81	A Tulane	41 52	187	H Alabama A&M	57 46	187	H Alabama A&M	57 46	
92	A McNeese St.	56 61	92	A McNeese St.	56 61	191	H SMU	50 46	191	H SMU	50 46	
						195	A UCF	39 41	195	A UCF	39 41	
						195	H UCF	61 54	195	H UCF	61 54	
						205	A Southern Miss.	53 55	205	A Southern Miss.	53 55	
						205	H Southern Miss.	65 59	205	H Southern Miss.	65 59	
						224	A East Carolina	44 39	224	A East Carolina	44 39	
						224	H East Carolina	58 47	224	H East Carolina	58 47	
						226	H Western Ky.	58 36	226	H Western Ky.	58 36	
						247	A Clemson	51 36	247	A Clemson	51 36	
						269	N East Tenn. St.	59 47	269	N East Tenn. St.	59 47	
						286	A Austin Peay	49 45	286	A Austin Peay	49 45	
						297	A Morehead St.	70 47	297	A Morehead St.	70 47	
						309	A UNC Greensboro	72 42	309	A UNC Greensboro	72 42	
						318	A Houston	67 43	318	A Houston	67 43	
						323	H Southeast Mo. St.	64 41	323	H Southeast Mo. St.	64 41	
LAST 12 Division I GAMES:												
54	H UTEP	45 47	224	H East Carolina	58 47							
205	A Southern Miss.	53 55	168	A Marshall	50 45							
72	A Memphis	56 71	205	H Southern Miss.	65 59							
168	H Marshall	37 40	160	A Tulsa	47 40							
191	H SMU	50 46	72	H Memphis	59 70							
195	A UCF	39 41	81	A Tulane	41 52							

Non-Div I Games:

UAB

Average RPI Win:	208	WON-LOST	WINNING	LAST 12	STRENGTH OF	OPP. STRENGTH	TEAM	ADJ.	CONF.	ADJ CONF.
Average RPI Loss:	115	RECORD	PCT. RANK	GAMES	SCHEDULE	OF SCHEDULE	RPI	RPI	RPI	RPI
DIV. I ONLY	18- 12	111	10- 2	112	167	111	111	17	17	
DIV. I NON-CONF.	5- 8	221	0- 0	26	143	156	156	16	16	
TOTALS	RPI 1-25	RPI 26-50	W-L RECORDS	RPI 51-100	RPI 101-150	RPI 150+				
18- 12	0- 1	0- 1	OVERALL	0- 4	3- 2	15- 4				
11- 5	0- 1	0- 0	HOME	0- 2	2- 1	9- 1				
6- 7	0- 0	0- 1	AWAY	0- 2	1- 1	5- 3				
1- 0	0- 0	0- 0	NEUTRAL	0- 0	0- 0	1- 0				
5- 8	0- 1	0- 0	NON-CONFERENCE	0- 4	1- 1	4- 2				
4- 4	0- 1	0- 0	HOME	0- 2	1- 0	3- 1				
1- 4	0- 0	0- 0	AWAY	0- 2	0- 1	1- 1				
0- 0	0- 0	0- 0	NEUTRAL	0- 0	0- 0	0- 0				
13- 4	0- 0	0- 1	CONFERENCE	0- 0	2- 1	11- 2				
7- 1	0- 0	0- 0	HOME	0- 0	1- 1	6- 0				
5- 3	0- 0	0- 1	AWAY	0- 0	1- 0	4- 2				
1- 0	0- 0	0- 0	NEUTRAL	0- 0	0- 0	1- 0				

RPI 1-25				RPI 26-50				RPI 51-100				RPI 101+ Team's RPI: 111			
RPI	S	Opponent	Score	RPI	S	Opponent	Score	RPI	S	Opponent	Score	RPI	S	Opponent	Score
8	H	Texas A&M	54 83	37	A	Middle Tenn.	51 59	53	A	Missouri St.	50 73	113	A	Oral Roberts	63 78
								64	A	South Dakota St.	55 64	131	A	Denver	53 51
								64	H	South Dakota St.	49 60	131	H	Denver	50 60
								72	H	Memphis	66 81	135	H	FIU	63 58
												138	H	Seattle	72 63
												158	H	Fla. Atlantic	60 38
												160	H	Tulsa	52 48
												172	A	Rice	67 47
												173	H	South Ala.	55 43
												173 N	South Ala.	60 54	
												191	H	SMU	60 69
												194	A	Louisiana Tech	48 64
												204	A	North Texas	57 64
												204	H	North Texas	52 39
												205	H	Southern Miss.	70 44
												223	A	Arkansas St.	64 57
												223	H	Arkansas St.	59 43
												226	A	Western Ky.	61 50
												227	H	Nicholls St.	62 48
												251	A	La.-Monroe	54 58
												251	H	La.-Monroe	52 46
												303	A	La.-Lafayette	55 41
												303	H	La.-Lafayette	56 45
												337	A	Troy	59 40
LAST 12 Division I GAMES:															
				173 N	South Ala.	60 54		303	A	La.-Lafayette	55 41				
				223	H	Arkansas St.	59 43	251	H	La.-Monroe	52 46				
				204	H	North Texas	52 39	131	H	Denver	50 60				
				337	A	Troy	59 40	173	H	South Ala.	55 43				
				135	H	FIU	63 58	226	A	Western Ky.	61 50				
				37	A	Middle Tenn.	51 59	303	H	La.-Lafayette	56 45				

Non-Div I Games:

UALR

■ Loss,
 ■ Non-Conf,
 S Site,
 ■ Home
 ■ Away
 N Neutral

Average RPI Win:	203	WON-LOST	WINNING	LAST 12	STRENGTH OF	OPP. STRENGTH	TEAM	ADJ.	CONF.	ADJ CONF.
Average RPI Loss:	173	RECORD	PCT. RANK	GAMES	SCHEDULE	OF SCHEDULE	RPI	RPI	RPI	RPI
DIV. I ONLY	17- 11	108	7- 5	184	203	129	129	21	21	
DIV. I NON-CONF.	8- 4	88	0- 0	99	115	66	66	19	19	
TOTALS	RPI 1-25	RPI 26-50	W-L RECORDS	RPI 51-100	RPI 101-150	RPI 150+				
17- 11	0- 1	0- 1	OVERALL	1- 0	6- 1	10- 8				
9- 3	0- 0	0- 0	HOME	0- 0	3- 0	6- 3				
7- 7	0- 1	0- 1	AWAY	1- 0	2- 1	4- 4				
1- 1	0- 0	0- 0	NEUTRAL	0- 0	1- 0	0- 1				
8- 4	0- 1	0- 1	NON-CONFERENCE	1- 0	3- 0	4- 2				
4- 0	0- 0	0- 0	HOME	0- 0	1- 0	3- 0				
3- 3	0- 1	0- 1	AWAY	1- 0	1- 0	1- 1				
1- 1	0- 0	0- 0	NEUTRAL	0- 0	1- 0	0- 1				
9- 7	0- 0	0- 0	CONFERENCE	0- 0	3- 1	6- 6				
5- 3	0- 0	0- 0	HOME	0- 0	2- 0	3- 3				
4- 4	0- 0	0- 0	AWAY	0- 0	1- 1	3- 3				
0- 0	0- 0	0- 0	NEUTRAL	0- 0	0- 0	0- 0				

RPI 1-25				RPI 26-50				RPI 51-100				RPI 101+ Team's RPI: 129			
RPI	S	Opponent	Score	RPI	S	Opponent	Score	RPI	S	Opponent	Score	RPI	S	Opponent	Score
2	A	Stanford	44 93	50	A	St. Mary's (CA)	58 75	98	A	Washington	69 68	109	H	Wichita St.	62 47
												131	N	Denver	60 51
												134	A	Pacific	65 61
												134	H	Pacific	59 51
												138	A	Seattle	66 62
												150	A	Cal Poly	65 87
												150	H	Cal Poly	65 61
												163	A	Cal St. Northridge	60 63
												163	H	Cal St. Northridge	55 53
												183	A	Santa Clara	78 81
												184	N	Portland St.	57 68
												189	A	UC Santa Barbara	51 47
												189	H	UC Santa Barbara	56 60
												222	A	UC Irvine	54 60
												222	H	UC Irvine	59 68
												244	H	Sacramento St.	68 57
												250	A	Hawaii	62 57
												258	A	Long Beach St.	55 67
												258	H	Long Beach St.	78 62
												277	H	San Jose St.	80 60
												278	H	San Francisco	64 50
												284	A	Cal St. Fullerton	57 55
												284	H	Cal St. Fullerton	50 58
												310	A	UC Riverside	70 53
												310	H	UC Riverside	67 46
LAST 12 Division I GAMES:															
189	H	UC Santa Barbara	56 60	222	H	UC Irvine	59 68								
150	H	Cal Poly	65 61	284	A	Cal St. Fullerton	57 55								
134	A	Pacific	65 61	150	A	Cal Poly	65 87								
163	A	Cal St. Northridge	60 63	189	A	UC Santa Barbara	51 47								
258	A	Long Beach St.	55 67	134	H	Pacific	59 51								
310	H	UC Riverside	67 46	258	H	Long Beach St.	78 62								

Non-Div I Games:

UC Davis

■ Loss,
 ■ Non-Conf,
 ■ S Site,
 ■ Home
 ■ A Away
 N Neutral

Average RPI Win:	212	WON-LOST	WINNING	LAST 12	STRENGTH OF	OPP. STRENGTH	TEAM	ADJ.	CONF.	ADJ CONF.
Average RPI Loss:	186	RECORD	PCT. RANK	GAMES	SCHEDULE	OF SCHEDULE	RPI	RPI	RPI	RPI
DIV. I ONLY	13- 16	199	6- 6	242	248	222	222	21	21	
DIV. I NON-CONF.	4- 9	256	0- 1	257	242	286	286	19	19	
TOTALS	RPI 1-25	RPI 26-50	W-L RECORDS	RPI 51-100	RPI 101-150	RPI 150+				
13- 16	0- 0	0- 0	OVERALL	0- 1	4- 6	9- 9				
7- 6	0- 0	0- 0	HOME	0- 1	2- 3	5- 2				
4- 10	0- 0	0- 0	AWAY	0- 0	2- 3	2- 6				
2- 0	0- 0	0- 0	NEUTRAL	0- 0	0- 0	2- 0				
4- 9	0- 0	0- 0	NON-CONFERENCE	0- 1	0- 4	4- 4				
2- 3	0- 0	0- 0	HOME	0- 1	0- 2	2- 0				
0- 6	0- 0	0- 0	AWAY	0- 0	0- 2	0- 4				
2- 0	0- 0	0- 0	NEUTRAL	0- 0	0- 0	2- 0				
9- 7	0- 0	0- 0	CONFERENCE	0- 0	4- 2	5- 5				
5- 3	0- 0	0- 0	HOME	0- 0	2- 1	3- 2				
4- 4	0- 0	0- 0	AWAY	0- 0	2- 1	2- 3				
0- 0	0- 0	0- 0	NEUTRAL	0- 0	0- 0	2- 0				

RPI 1-25			RPI 26-50			RPI 51-100			RPI 101+			Team's RPI: 222
RPI	S	Opponent	Score	RPI	S	Opponent	Score	RPI	S	Opponent	Score	
						95 H San Diego St.	57 76	123 A Oregon			77 89	
								129 A UC Davis			68 59	
								129 H UC Davis			60 54	
								130 A Northern Colo.			56 71	
								134 A Pacific			63 87	
								134 H Pacific			77 75	
								136 H Utah St.			64 69	
								138 H Seattle			58 86	
								150 A Cal Poly			62 60	
								150 H Cal Poly			63 76	
								163 A Cal St. Northridge			49 55	
								163 H Cal St. Northridge			59 80	
								181 A Portland			56 64	
								183 H Santa Clara			88 82	
								184 A Portland St.			76 80	
								189 A UC Santa Barbara			61 53	
								189 H UC Santa Barbara			72 65	
								227 N Nicholls St.			62 48	
								237 A Wyoming			42 51	
								244 H Sacramento St.			81 75	
								258 A Long Beach St.			51 63	
								258 H Long Beach St.			86 61	
								284 A Cal St. Fullerton			44 58	
								284 H Cal St. Fullerton			73 68	
								289 A CSU Bakersfield			92 104	
								310 A UC Riverside			65 60	
LAST 12 Division I GAMES:												
310 A UC Riverside			65 60	163 H Cal St. Northridge			59 80	258 H Long Beach St.			86 61	
284 A Cal St. Fullerton			44 58	258 H Long Beach St.			86 61	284 A Cal St. Fullerton			44 58	
189 H UC Santa Barbara			72 65	310 H UC Riverside			67 70	284 H Cal St. Fullerton			73 68	
150 H Cal Poly			63 76	138 H Seattle			58 86	289 A CSU Bakersfield			92 104	
134 A Pacific			63 87	284 H Cal St. Fullerton			73 68	310 A UC Riverside			65 60	
129 A UC Davis			68 59	150 A Cal Poly			62 60					

Non-Div I Games:

UC Irvine

■ Loss,
 ■ Non-Conf,
 ■ S Site,
 ■ H Home
 ■ A Away
 N Neutral

RPI	S	Opponent	Score
310	H	UC Riverside	67 70
333	N	Weber St.	57 54

UC Irvine

U
C
I
r
v
i
n
e

U
C
I
r
v
i
n
e

UC Riverside

Through Games Of Sunday, March 4, 2012

Average RPI Win:	265	WON-LOST	WINNING	LAST 12	STRENGTH OF	OPP. STRENGTH	TEAM	ADJ.	CONF.	ADJ CONF.
Average RPI Loss:	170	RECORD	PCT. RANK	GAMES	SCHEDULE	OF SCHEDULE	RPI	RPI	RPI	RPI
DIV. I ONLY	5- 24	321	3- 9	192	234	310	310	21	21	
DIV. I NON-CONF.	2- 11	309	0- 2	197	209	297	297	19	19	
TOTALS	RPI 1-25	RPI 26-50	W-L RECORDS	RPI 51-100	RPI 101-150	RPI 150+				
5- 24	0- 1	0- 0	OVERALL	0- 2	0- 10	5- 11				
3- 8	0- 0	0- 0	HOME	0- 1	0- 3	3- 4				
2- 16	0- 1	0- 0	AWAY	0- 1	0- 7	2- 7				
0- 0	0- 0	0- 0	NEUTRAL	0- 0	0- 0	0- 0				
2- 11	0- 1	0- 0	NON-CONFERENCE	0- 2	0- 4	2- 4				
1- 2	0- 0	0- 0	HOME	0- 1	0- 0	1- 1				
1- 9	0- 1	0- 0	AWAY	0- 1	0- 4	1- 3				
0- 0	0- 0	0- 0	NEUTRAL	0- 0	0- 0	0- 0				
3- 13	0- 0	0- 0	CONFERENCE	0- 0	0- 6	3- 7				
2- 6	0- 0	0- 0	HOME	0- 0	0- 3	2- 3				
1- 7	0- 0	0- 0	AWAY	0- 0	0- 3	1- 4				
0- 0	0- 0	0- 0	NEUTRAL	0- 0	0- 0	0- 0				

RPI 1-25				RPI 26-50				RPI 51-100				RPI 101+ Team's RPI: 310			
RPI	S	Opponent	Score	RPI	S	Opponent	Score	RPI	S	Opponent	Score	RPI	S	Opponent	Score
17	A	Gonzaga	56 83					63	H	Fresno St.	62 67	104	A	UNLV	36 64
								67	A	Arizona St.	46 66	126	A	Washington St.	35 74
												129	A	UC Davis	46 67
												129	H	UC Davis	53 70
												134	A	Pacific	46 63
												134	H	Pacific	59 80
												136	A	Utah St.	68 71
												138	A	Seattle	42 64
												150	A	Cal Poly	43 71
												150	H	Cal Poly	47 69
												163	A	Cal St. Northridge	55 63
												163	H	Cal St. Northridge	58 64
												189	A	UC Santa Barbara	43 63
												189	H	UC Santa Barbara	43 53
												222	A	UC Irvine	70 67
												222	H	UC Irvine	60 65
												241	A	Boise St.	58 68
												258	A	Long Beach St.	59 70
												258	H	Long Beach St.	75 71
												274	A	Idaho	70 57
												284	A	Cal St. Fullerton	43 66
												284	H	Cal St. Fullerton	69 65
												289	A	CSU Bakersfield	66 72
												289	H	CSU Bakersfield	76 62
												293	A	Northern Ariz.	59 67
												303	H	La.-Lafayette	56 59
LAST 12 Division I GAMES:															
222	H	UC Irvine	60 65	134	A	Pacific	46 63								
138	A	Seattle	42 64	258	H	Long Beach St.	75 71								
284	A	Cal St. Fullerton	43 66	163	H	Cal St. Northridge	58 64								
150	H	Cal Poly	47 69	222	A	UC Irvine	70 67								
189	H	UC Santa Barbara	43 53	284	H	Cal St. Fullerton	69 65								
129	A	UC Davis	46 67	289	A	CSU Bakersfield	66 72								

Non-Div I Games:

UC Riverside

■ Loss,
 ■ Non-Conf,
 ■ S Site,
 ■ H Home
 ■ A Away
 N Neutral

Average RPI Win:	213	WON-LOST	WINNING	LAST 12	STRENGTH OF	OPP. STRENGTH	TEAM	ADJ.	CONF.	ADJ CONF.
Average RPI Loss:	161	RECORD	PCT. RANK	GAMES	SCHEDULE	OF SCHEDULE	RPI	RPI	RPI	RPI
DIV. I ONLY	14- 15	174	6- 6	196	201	189	189	21	21	
DIV. I NON-CONF.	6- 7	181	1- 1	156	124	183	183	19	19	
TOTALS	RPI 1-25	RPI 26-50	W-L RECORDS	RPI 51-100	RPI 101-150	RPI 150+				
14- 15	0- 0	1- 1	OVERALL	1- 1	2- 8	10- 5				
9- 6	0- 0	1- 0	HOME	0- 1	1- 4	7- 1				
5- 9	0- 0	0- 1	AWAY	1- 0	1- 4	3- 4				
0- 0	0- 0	0- 0	NEUTRAL	0- 0	0- 0	0- 0				
6- 7	0- 0	1- 1	NON-CONFERENCE	1- 1	1- 3	3- 2				
5- 2	0- 0	1- 0	HOME	0- 1	1- 1	3- 0				
1- 5	0- 0	0- 1	AWAY	1- 0	0- 2	0- 2				
0- 0	0- 0	0- 0	NEUTRAL	0- 0	0- 0	0- 0				
8- 8	0- 0	0- 0	CONFERENCE	0- 0	1- 5	7- 3				
4- 4	0- 0	0- 0	HOME	0- 0	0- 3	4- 1				
4- 4	0- 0	0- 0	AWAY	0- 0	1- 2	3- 2				
0- 0	0- 0	0- 0	NEUTRAL	0- 0	0- 0	0- 0				

RPI S	Opponent	Score	RPI S	Opponent	Score	RPI S	Opponent	Score	RPI S	Opponent	Score	Team's RPI: 189
30	A Southern California	39 50	54	A UTEP	49 48	104	H UNLV	44 46	129	A UC Davis	60 56	
50	H St. Mary's (CA)	61 52	98	H Washington	37 46	129	H UC Davis	47 51	130	A Northern Colo.	39 44	
						134	A Pacific	40 60	134	H Pacific	48 52	
						138	A Seattle	55 60	141	H Pepperdine	54 44	
						150	A Cal Poly	58 61	150	H Cal Poly	52 67	
						163	A Cal St. Northridge	71 67	163	H Cal St. Northridge	61 44	
						184	A Portland St.	51 65	222	A UC Irvine	65 72	
						222	H UC Irvine	53 61	258	A Long Beach St.	34 46	
						258	H Long Beach St.	47 35	264	H Loyola Marymount	66 49	
						278	H San Francisco	60 41	284	A Cal St. Fullerton	39 37	
						284	H Cal St. Fullerton	52 39	289	H CSU Bakersfield	57 49	
						310	A UC Riverside	53 43	310	H UC Riverside	63 43	
						328	A New Mexico St.	51 52				
LAST 12 Division I GAMES:												
129	A UC Davis	60 56	289	H CSU Bakersfield	57 49							
134	A Pacific	40 60	284	H Cal St. Fullerton	52 39							
258	H Long Beach St.	47 35	150	H Cal Poly	52 67							
163	H Cal St. Northridge	61 44	30	A Southern California	39 50							
222	A UC Irvine	65 72	134	H Pacific	48 52							
310	A UC Riverside	53 43	129	H UC Davis	47 51							

Non-Div I Games:

UC Santa Barbara

■ Loss,
■ Non-Conf,
■ S Site,
■ H Home
■ A Away
N Neutral

Average RPI Win:	212	WON-LOST	WINNING	LAST 12	STRENGTH OF	OPP. STRENGTH	TEAM	ADJ.	CONF.	ADJ CONF.
Average RPI Loss:	128	RECORD	PCT. RANK	GAMES	SCHEDULE	OF SCHEDULE	RPI	RPI	RPI	RPI
DIV. I ONLY	12- 16	212	5- 7	89	160	195	195	11	11	
DIV. I NON-CONF.	5- 7	208	0- 0	96	249	235	235	12	12	
TOTALS	RPI 1-25	RPI 26-50	W-L RECORDS	RPI 51-100	RPI 101-150	RPI 150+				
12- 16	0- 1	0- 0	OVERALL	0- 7	2- 2	10- 6				
10- 8	0- 0	0- 0	HOME	0- 4	2- 1	8- 3				
2- 8	0- 1	0- 0	AWAY	0- 3	0- 1	2- 3				
0- 0	0- 0	0- 0	NEUTRAL	0- 0	0- 0	0- 0				
5- 7	0- 1	0- 0	NON-CONFERENCE	0- 3	1- 1	4- 2				
5- 5	0- 0	0- 0	HOME	0- 3	1- 1	4- 1				
0- 2	0- 1	0- 0	AWAY	0- 0	0- 0	0- 1				
0- 0	0- 0	0- 0	NEUTRAL	0- 0	0- 0	0- 0				
7- 9	0- 0	0- 0	CONFERENCE	0- 4	1- 1	6- 4				
5- 3	0- 0	0- 0	HOME	0- 1	1- 0	4- 2				
2- 6	0- 0	0- 0	AWAY	0- 3	0- 1	2- 2				
0- 0	0- 0	0- 0	NEUTRAL	0- 0	0- 0	0- 0				

RPI 1-25				RPI 26-50				RPI 51-100				RPI 101+ Team's RPI: 195			
RPI	S	Opponent	Score	RPI	S	Opponent	Score	RPI	S	Opponent	Score	RPI	S	Opponent	Score
3	A	Notre Dame	38 90					54	A	UTEP	38 67	103	A	UAB	54 61
								58	H	Fla. Gulf Coast	36 75	103	H	UAB	41 39
								72	A	Memphis	57 65	135	H	FIU	46 61
								72	H	Memphis	54 61	148	H	Florida A&M	67 51
								81	A	Tulane	52 64	160	H	Tulsa	54 48
								99	H	Florida St.	47 60	168	A	Marshall	55 44
								100	H	Hartford	46 55	168	H	Marshall	60 69
												172	H	Rice	65 63
												173	A	South Ala.	76 89
												191	H	SMU	48 60
												197	H	Fordham	57 70
												205	A	Southern Miss.	74 60
												205	H	Southern Miss.	65 47
												220	H	Virginia Tech	41 32
												224	A	East Carolina	50 65
												224	H	East Carolina	59 53
												298	H	Bethune-Cookman	66 49
												318	A	Houston	53 66
												320	H	Savannah St.	62 48
												325	H	Mercer	72 43
LAST 12 Division I GAMES:															
168	H	Marshall	60 69	72	A	Memphis	57 65								
318	A	Houston	53 66	160	H	Tulsa	54 48								
224	A	East Carolina	50 65	54	A	UTEP	38 67								
72	H	Memphis	54 61	191	H	SMU	48 60								
205	A	Southern Miss.	74 60	168	A	Marshall	55 44								
103	H	UAB	41 39	172	H	Rice	65 63								

Non-Div I Games:

UCF

■ Loss,
 ■ Non-Conf, S Site,
 ■ Home
 ■ Away
 N Neutral

Average RPI Win:	129	WON-LOST	WINNING	LAST 12	STRENGTH OF	OPP. STRENGTH	TEAM	ADJ.	CONF.	ADJ CONF.
Average RPI Loss:	51	RECORD	PCT. RANK	GAMES	SCHEDULE	OF SCHEDULE	RPI	RPI	RPI	RPI
DIV. I ONLY	14- 15	174	6- 6	7	28	56	56	4	4	
DIV. I NON-CONF.	5- 6	191	0- 0	8	19	61	61	5	5	
TOTALS	RPI 1-25	RPI 26-50	W-L RECORDS	RPI 51-100	RPI 101-150	RPI 150+				
14- 15	0- 5	1- 5	OVERALL	6- 2	3- 2	4- 1				
9- 4	0- 2	1- 1	HOME	5- 0	1- 1	2- 0				
4- 10	0- 3	0- 3	AWAY	1- 2	2- 1	1- 1				
1- 1	0- 0	0- 1	NEUTRAL	0- 0	0- 0	1- 0				
5- 6	0- 3	0- 2	NON-CONFERENCE	2- 1	0- 0	3- 0				
3- 1	0- 1	0- 0	HOME	2- 0	0- 0	1- 0				
1- 4	0- 2	0- 1	AWAY	0- 1	0- 0	1- 0				
1- 1	0- 0	0- 1	NEUTRAL	0- 0	0- 0	1- 0				
9- 9	0- 2	1- 3	CONFERENCE	4- 1	3- 2	1- 1				
6- 3	0- 1	1- 1	HOME	3- 0	1- 1	1- 0				
3- 6	0- 1	0- 2	AWAY	1- 1	2- 1	0- 1				
0- 0	0- 0	0- 0	NEUTRAL	0- 0	0- 0	0- 0				

RPI 1-25				RPI 26-50				RPI 51-100 Team's RPI: 56				RPI 101+			
RPI	S	Opponent	Score	RPI	S	Opponent	Score	RPI	S	Opponent	Score	RPI	S	Opponent	Score
1	A	Baylor	50 83	30	A	Southern California	54 66	55	A	Saint Joseph's	60 64	102	A	Utah	65 60
2	A	Stanford	59 82	30	H	Southern California	43 47	67	A	Arizona St.	64 48	118	A	Colorado	62 54
2	H	Stanford	50 77	31	A	California	58 67	67	H	Arizona St.	53 38	123	H	Oregon	62 83
4	H	Tennessee	64 85	31	H	California	60 55	70	H	Oregon St.	69 60	126	A	Washington St.	65 76
20	A	LSU	41 58	36	N	West Virginia	54 63	92	H	McNeese St.	67 59	126	H	Washington St.	73 52
				46	A	Temple	53 59	95	H	San Diego St.	78 71	164	A	Arizona	66 74
								98	A	Washington	59 67	164	H	Arizona	72 58
								98	H	Washington	79 73	212	H	Tennessee Tech	74 52
												264	A	Loyola Marymount	84 43
												306	N	Colgate	68 48
LAST 12 Division I GAMES:															
				98	A	Washington	59 67	31	A	California	58 67				
				126	A	Washington St.	65 76	126	H	Washington St.	73 52				
				164	H	Arizona	72 58	98	H	Washington	79 73				
				67	H	Arizona St.	53 38	118	A	Colorado	62 54				
				30	A	Southern California	54 66	102	A	Utah	65 60				
				2	A	Stanford	59 82	123	H	Oregon	62 83				

Non-Div I Games:

UCLA

■ Loss,
■ Non-Conf,
■ S Site,
■ Home
■ A Away
N Neutral

U
M
B
C

UMBC				Through Games Of Sunday, March 4, 2012							
Average RPI Win:	225	WON-LOST	WINNING	LAST 12	STRENGTH OF	OPP. STRENGTH	TEAM	ADJ.	CONF.	ADJ CONF.	
Average RPI Loss:	109	RECORD	PCT. RANK	GAMES	SCHEDULE	OF SCHEDULE	RPI	RPI	RPI	RPI	
DIV. I ONLY	17- 14	147	7- 5	107	216	124	124	16	16		
DIV. I NON-CONF.	6- 7	181	0- 0	64	174	120	120	14	14		

TOTALS	RPI 1-25	RPI 26-50	W-L RECORDS	RPI 51-100	RPI 101-150	RPI 150+					
17- 14	0- 1	0- 1	OVERALL	2- 7	0- 1	15- 4					
9- 4	0- 1	0- 1	HOME	1- 2	0- 0	8- 0					
6- 9	0- 0	0- 0	AWAY	0- 5	0- 1	6- 3					
2- 1	0- 0	0- 0	NEUTRAL	1- 0	0- 0	1- 1					
6- 7	0- 1	0- 1	NON-CONFERENCE	0- 2	0- 1	6- 2					
3- 2	0- 1	0- 1	HOME	0- 0	0- 0	3- 0					
3- 4	0- 0	0- 0	AWAY	0- 2	0- 1	3- 1					
0- 1	0- 0	0- 0	NEUTRAL	0- 0	0- 0	0- 1					
11- 7	0- 0	0- 0	CONFERENCE	2- 5	0- 0	9- 2					
6- 2	0- 0	0- 0	HOME	1- 2	0- 0	5- 0					
3- 5	0- 0	0- 0	AWAY	0- 3	0- 0	3- 2					
2- 0	0- 0	0- 0	NEUTRAL	1- 0	0- 0	1- 0					

RPI 1-25				RPI 26-50		RPI 51-100		RPI 101+		Team's RPI: 124	
RPI	S	Opponent	Score	RPI	S	Opponent	Score	RPI	S	Opponent	Score
6	H	Maryland	59 70	26	H	Princeton	41 56	73	A	Boston U.	56 61
								133	A	Coppin St.	60 68
								73	H	Boston U.	53 59
								155	N	High Point	51 62
								73	N	Boston U.	77 61
								156	A	Monmouth	68 64
								171	H	George Mason	65 53
								80	A	Hampton	47 75
								185	A	New Hampshire	68 75
								83	A	Albany (NY)	41 53
								185	H	New Hampshire	67 65
								83	H	Albany (NY)	63 65
								185	N	New Hampshire	59 57
								96	A	Towson	45 56
								186	A	Loyola Maryland	60 56
								100	A	Hartford	54 66
								206	A	Navy	54 46
								100	H	Hartford	71 59
								216	H	Md.-East. Shore	65 60
								218	A	Binghamton	43 61
								218	H	Binghamton	63 50
								220	A	Virginia Tech	52 57
								275	A	Vermont	67 58
								275	H	Vermont	72 60
								296	H	Morgan St.	72 50
								317	A	Maine	75 55
								317	H	Maine	66 44
								327	A	Stony Brook	63 51
								327	H	Stony Brook	73 47

LAST 12 Division I GAMES:											
73 N Boston U.				77	61	327 A Stony Brook				63	51
185 N New Hampshire				59	57	317 H Maine				66	44
275 H Vermont				72	60	83 H Albany (NY)				63	65
73 A Boston U.				56	61	185 A New Hampshire				68	75
100 A Hartford				54	66	73 H Boston U.				53	59
218 H Binghamton				63	50	275 A Vermont				67	58

U
M
B
C

Non-Div I Games:

UMBC

Loss, Non-Conf, S Site, H Home A Away N Neutral

UNC Asheville

Through Games Of Sunday, March 4, 2012

Average RPI Win:	288	WON-LOST	WINNING	LAST 12	STRENGTH OF	OPP. STRENGTH	TEAM	ADJ.	CONF.	ADJ CONF.
Average RPI Loss:	208	RECORD	PCT. RANK	GAMES	SCHEDULE	OF SCHEDULE	RPI	RPI	RPI	RPI
DIV. I ONLY	4- 21	326	1- 11	277	335	335	335	27	27	
DIV. I NON-CONF.	1- 7	318	0- 0	272	341	334	334	28	28	
TOTALS	RPI 1-25	RPI 26-50	W-L RECORDS	RPI 51-100	RPI 101-150	RPI 150+				
4- 21	0- 0	0- 0	OVERALL	0- 1	0- 2	4- 18				
4- 7	0- 0	0- 0	HOME	0- 1	0- 1	4- 5				
0- 14	0- 0	0- 0	AWAY	0- 0	0- 1	0- 12				
0- 0	0- 0	0- 0	NEUTRAL	0- 0	0- 0	0- 0				
1- 7	0- 0	0- 0	NON-CONFERENCE	0- 1	0- 0	1- 6				
1- 2	0- 0	0- 0	HOME	0- 1	0- 0	1- 1				
0- 5	0- 0	0- 0	AWAY	0- 0	0- 0	0- 5				
0- 0	0- 0	0- 0	NEUTRAL	0- 0	0- 0	0- 0				
3- 14	0- 0	0- 0	CONFERENCE	0- 0	0- 2	3- 12				
3- 5	0- 0	0- 0	HOME	0- 0	0- 1	3- 4				
0- 9	0- 0	0- 0	AWAY	0- 0	0- 1	0- 8				
0- 0	0- 0	0- 0	NEUTRAL	0- 0	0- 0	0- 0				

RPI 1-25			RPI 26-50			RPI 51-100				RPI 101+			Team's RPI: 335			
RPI	S	Opponent	Score	RPI	S	Opponent	Score	RPI	S	Opponent	Score	RPI	S	Opponent	Score	
								66	H	Appalachian St.	71	85				
												107	A	Liberty	53	84
												107	H	Liberty	56	78
												155	A	High Point	49	89
												171	A	George Mason	59	88
												177	A	Winthrop	68	84
												177	H	Winthrop	68	79
												180	A	Campbell	62	82
												180	H	Campbell	55	74
												198	A	Furman	59	71
												210	A	Charleston So.	70	88
												210	H	Charleston So.	75	68
												229	A	Radford	67	79
												229	H	Radford	62	72
												232	A	Western Caro.	53	65
												249	A	Presbyterian	54	62
												249	H	Presbyterian	45	62
												260	A	Kennesaw St.	79	83
												282	A	South Carolina St.	82	92
												291	H	S.C. Upstate	66	73
												294	A	Coastal Caro.	58	74
												294	H	Coastal Caro.	69	60
												322	A	Gardner-Webb	52	69
												322	H	Gardner-Webb	74	62
												325	H	Mercer	76	75
LAST 12 Division I GAMES:																
				180	H	Campbell	55	74		294	A	Coastal Caro.	58	74		
				107	A	Liberty	53	84		210	A	Charleston So.	70	88		
				229	A	Radford	67	79		229	H	Radford	62	72		
				322	A	Gardner-Webb	52	69		107	H	Liberty	56	78		
				177	H	Winthrop	68	79		322	H	Gardner-Webb	74	62		
				249	H	Presbyterian	45	62		249	A	Presbyterian	54	62		

Non-Div I Games: Brevard 74 62 Winston-Salem 83 74 Montreat 73 64

UNC Asheville

Loss, Non-Conf, S Site, H Home A Away N Neutral

UNC Greensboro

Through Games Of Sunday, March 4, 2012

Average RPI Win:	254	WON-LOST	WINNING	LAST 12	STRENGTH OF	OPP. STRENGTH	TEAM	ADJ.	CONF.	ADJ CONF.
Average RPI Loss:	158	RECORD	PCT. RANK	GAMES	SCHEDULE	OF SCHEDULE	RPI	RPI	RPI	RPI
DIV. I ONLY	4- 25	328	1- 11	139	263	309	309	14	14	
DIV. I NON-CONF.	1- 7	318	0- 0	70	316	260	260	20	20	
TOTALS	RPI 1-25	RPI 26-50	W-L RECORDS	RPI 51-100	RPI 101-150	RPI 150+				
4- 25	0- 0	0- 1	OVERALL	0- 8	1- 3	3- 13				
2- 10	0- 0	0- 0	HOME	0- 3	1- 2	1- 5				
2- 13	0- 0	0- 1	AWAY	0- 5	0- 1	2- 6				
0- 2	0- 0	0- 0	NEUTRAL	0- 0	0- 0	0- 2				
1- 7	0- 0	0- 1	NON-CONFERENCE	0- 2	0- 2	1- 2				
0- 2	0- 0	0- 0	HOME	0- 0	0- 2	0- 0				
1- 4	0- 0	0- 1	AWAY	0- 2	0- 0	1- 1				
0- 1	0- 0	0- 0	NEUTRAL	0- 0	0- 0	0- 1				
3- 18	0- 0	0- 0	CONFERENCE	0- 6	1- 1	2- 11				
2- 8	0- 0	0- 0	HOME	0- 3	1- 0	1- 5				
1- 9	0- 0	0- 0	AWAY	0- 3	0- 1	1- 5				
0- 1	0- 0	0- 0	NEUTRAL	0- 0	0- 0	0- 1				

RPI S	Opponent	Score	RPI S	Opponent	Score	RPI S	Opponent	Score	RPI S	Opponent	Score	Team's RPI: 309
49	A Richmond	60 75	59	A Chattanooga	44 63	103	H UAB	42 72				
			59	H Chattanooga	46 63	107	H Liberty	46 61				
			66	A Appalachian St.	60 79	114	A Samford	40 83				
			66	H Appalachian St.	66 81	114	H Samford	61 53				
			85	A Davidson	52 71	176	A Elon	43 57				
			85	H Davidson	49 58	176	H Elon	50 69				
			89	A North Carolina	35 91	198	A Furman	48 53				
			95	A San Diego St.	29 57	198	H Furman	64 66				
						198	N Furman	58 63				
						209	N Penn	36 47				
						229	A Radford	67 75				
						232	A Western Caro.	29 62				
						232	H Western Caro.	35 46				
						259	A Col. of Charleston	60 54				
						259	H Col. of Charleston	42 52				
						281	A Wofford	47 62				
						281	H Wofford	57 65				
						302	A Ga. Southern	47 59				
						302	H Ga. Southern	55 54				
						341	A N.C. Central	70 53				
LAST 12 Division I GAMES:												
198	N Furman	58 63	85	A Davidson	52 71							
281	H Wofford	57 65	176	H Elon	50 69							
302	A Ga. Southern	47 59	232	H Western Caro.	35 46							
259	A Col. of Charleston	60 54	114	A Samford	40 83							
85	H Davidson	49 58	59	A Chattanooga	44 63							
66	A Appalachian St.	60 79	176	A Elon	43 57							

Non-Div I Games:

UNC Greensboro

■ Loss,
 ■ Non-Conf,
 ■ S Site,
 ■ Home
 ■ A Away
 N Neutral

UNC Wilmington

Through Games Of Sunday, March 4, 2012

Average RPI Win:	191	WON-LOST	WINNING	LAST 12	STRENGTH OF	OPP. STRENGTH	TEAM	ADJ.	CONF.	ADJ CONF.
Average RPI Loss:	68	RECORD	PCT. RANK	GAMES	SCHEDULE	OF SCHEDULE	RPI	RPI	RPI	RPI
DIV. I ONLY	18- 11	97	8- 4	114	83	82	82	7	7	
DIV. I NON-CONF.	7- 4	98	0- 0	100	106	75	75	7	7	
TOTALS	RPI 1-25	RPI 26-50	W-L RECORDS	RPI 51-100	RPI 101-150	RPI 150+				
18- 11	0- 3	0- 2	OVERALL	2- 3	2- 2	14- 1				
9- 3	0- 1	0- 0	HOME	1- 1	1- 0	7- 1				
9- 6	0- 2	0- 1	AWAY	1- 2	1- 1	7- 0				
0- 2	0- 0	0- 1	NEUTRAL	0- 0	0- 1	0- 0				
7- 4	0- 1	0- 1	NON-CONFERENCE	0- 1	1- 1	6- 0				
3- 0	0- 0	0- 0	HOME	0- 0	0- 0	3- 0				
4- 2	0- 1	0- 0	AWAY	0- 1	1- 0	3- 0				
0- 2	0- 0	0- 1	NEUTRAL	0- 0	0- 1	0- 0				
11- 7	0- 2	0- 1	CONFERENCE	2- 2	1- 1	8- 1				
6- 3	0- 1	0- 0	HOME	1- 1	1- 0	4- 1				
5- 4	0- 1	0- 1	AWAY	1- 1	0- 1	4- 0				
0- 0	0- 0	0- 0	NEUTRAL	0- 0	0- 0	0- 0				

RPI 1-25				RPI 26-50				RPI 51-100 Team's RPI: 82				RPI 101+			
RPI	S	Opponent	Score	RPI	S	Opponent	Score	RPI	S	Opponent	Score	RPI	S	Opponent	Score
7	A	Delaware	37 69	33	A	James Madison	52 63	57	A	Hofstra	55 66	106	A	VCU	53 65
7	H	Delaware	53 62	37	N	Middle Tenn.	60 79	79	H	Drexel	43 58	106	H	VCU	57 56
10	A	Duke	45 107					88	A	North Carolina St.	64 83	126	N	Washington St.	60 72
								96	A	Towson	76 61	140	A	Charlotte	74 73
								96	H	Towson	53 51	171	H	George Mason	61 53
												180	H	Campbell	79 73
												190	A	Northeastern	69 64
												190	H	Northeastern	60 53
												196	A	Old Dominion	76 54
												196	H	Old Dominion	57 59
												200	H	Xavier	59 52
												210	A	Charleston So.	72 70
												219	A	William & Mary	78 71
												219	H	William & Mary	80 77
												224	H	East Carolina	64 53
												243	A	Georgia St.	72 69
												243	H	Georgia St.	64 54
												248	A	Ohio	56 51
												261	A	N.C. A&T	90 63
LAST 12 Division I GAMES:															
243	H	Georgia St.	64 54	243	A	Georgia St.	72 69								
57	A	Hofstra	55 66	219	H	William & Mary	80 77								
96	H	Towson	53 51	7	H	Delaware	53 62								
219	A	William & Mary	78 71	96	A	Towson	76 61								
33	A	James Madison	52 63	190	A	Northeastern	69 64								
196	H	Old Dominion	57 59	196	A	Old Dominion	76 54								

Non-Div I Games:

UNC Wilmington

■ Loss,
 ■ Non-Conf, S Site,
 ■ Home
 ■ Away
 N Neutral

UNI				Through Games Of Sunday, March 4, 2012						
Average RPI Win:	213	WON-LOST	WINNING	LAST 12	STRENGTH OF	OPP. STRENGTH	TEAM	ADJ.	CONF.	ADJ CONF.
Average RPI Loss:	96	RECORD	PCT. RANK	GAMES	SCHEDULE	OF SCHEDULE	RPI	RPI	RPI	RPI
DIV. I ONLY	16- 13	139	5- 7	141	113	146	146	10	10	
DIV. I NON-CONF.	7- 4	98	0- 0	167	215	110	110	10	10	

TOTALS	RPI 1-25	RPI 26-50	W-L RECORDS	RPI 51-100	RPI 101-150	RPI 150+				
16- 13	0- 1	0- 2	OVERALL	3- 4	1- 5	12- 1				
10- 4	0- 0	0- 1	HOME	3- 1	1- 2	6- 0				
4- 9	0- 1	0- 1	AWAY	0- 1	0- 1	4- 1				
2- 0	0- 0	0- 0	NEUTRAL	0- 0	0- 0	2- 0				
7- 4	0- 1	0- 2	NON-CONFERENCE	1- 0	0- 0	6- 1				
4- 1	0- 0	0- 1	HOME	1- 0	0- 0	3- 0				
1- 3	0- 1	0- 1	AWAY	0- 0	0- 0	1- 1				
2- 0	0- 0	0- 0	NEUTRAL	0- 0	0- 0	2- 0				
9- 9	0- 0	0- 0	CONFERENCE	2- 4	1- 5	6- 0				
6- 3	0- 0	0- 0	HOME	2- 1	1- 2	3- 0				
3- 6	0- 0	0- 0	AWAY	0- 3	0- 3	3- 0				
0- 0	0- 0	0- 0	NEUTRAL	0- 0	0- 0	0- 0				

U
N
I

U
N
I

RPI 1-25				RPI 26-50				RPI 51-100				RPI 101+ Team's RPI: 146			
RPI	S	Opponent	Score	RPI	S	Opponent	Score	RPI	S	Opponent	Score	RPI	S	Opponent	Score
25	A	Green Bay	67 75	40	H	Iowa	74 78	53	A	Missouri St.	68 80	109	A	Wichita St.	53 75
				42	A	Iowa St.	57 84	53	H	Missouri St.	62 54	109	H	Wichita St.	40 67
								84	A	Creighton	50 65	127	A	Indiana St.	60 71
								84	H	Creighton	48 74	127	H	Indiana St.	62 68
								87	H	South Dakota	53 43	144	A	Bradley	61 75
								93	A	Illinois St.	68 84	144	H	Bradley	71 57
								93	H	Illinois St.	79 73	153	A	Drake	82 77
												153	H	Drake	68 66
												174	H	Colorado St.	61 50
												211	A	North Dakota	70 74
												237	N	Wyoming	60 46
												246	N	Youngstown St.	90 73
												253	H	North Dakota St.	60 41
												271	A	Southern Ill.	70 66
												271	H	Southern Ill.	73 51
												307	A	Evansville	61 51
												307	H	Evansville	58 53
												323	H	Southeast Mo. St.	62 42
												331	A	Chicago St.	88 54
LAST 12 Division I GAMES:															
109	A	Wichita St.	53 75	93	A	Illinois St.	68 84	307	H	Evansville	58 53				
53	A	Missouri St.	68 80	271	H	Southern Ill.	73 51	153	A	Drake	82 77				
153	H	Drake	68 66	84	H	Creighton	48 74	84	A	Creighton	50 65				
84	H	Creighton	48 74	144	A	Bradley	61 75	144	H	Bradley	71 57				
144	A	Bradley	61 75	127	A	Indiana St.	60 71								

Non-Div I Games:

UNI

Loss, Non-Conf, S Site, H Home A Away N Neutral

Average RPI Win: 222	WON-LOST	WINNING	LAST 12	STRENGTH OF	OPP. STRENGTH	TEAM	ADJ.	CONF.	ADJ CONF.
Average RPI Loss: 118	RECORD	PCT. RANK	GAMES	SCHEDULE	OF SCHEDULE	RPI	RPI	RPI	RPI
DIV. I ONLY	22- 8	45	9- 3	245	144	104	104	23	23
DIV. I NON-CONF.	12- 4	61	0- 0	214	80	94	94	23	23
TOTALS	RPI 1-25	RPI 26-50	W-L RECORDS	RPI 51-100	RPI 101-150	RPI 150+			
22- 8	1- 0	1- 2	OVERALL	1- 2	0- 1	19- 3			
12- 4	1- 0	0- 1	HOME	1- 1	0- 1	10- 1			
8- 4	0- 0	1- 1	AWAY	0- 1	0- 0	7- 2			
2- 0	0- 0	0- 0	NEUTRAL	0- 0	0- 0	2- 0			
12- 4	1- 0	1- 2	NON-CONFERENCE	1- 0	0- 1	9- 1			
7- 2	1- 0	0- 1	HOME	1- 0	0- 1	5- 0			
3- 2	0- 0	1- 1	AWAY	0- 0	0- 0	2- 1			
2- 0	0- 0	0- 0	NEUTRAL	0- 0	0- 0	2- 0			
10- 4	0- 0	0- 0	CONFERENCE	0- 2	0- 0	10- 2			
5- 2	0- 0	0- 0	HOME	0- 1	0- 0	5- 1			
5- 2	0- 0	0- 0	AWAY	0- 1	0- 0	5- 1			
0- 0	0- 0	0- 0	NEUTRAL	0- 0	0- 0	0- 0			

RPI 1-25			RPI 26-50			RPI 51-100			RPI 101+ Team's RPI: 104		
RPI	S	Opponent	Score	RPI	S	Opponent	Score	RPI	S	Opponent	Score
19	H	Kansas St.	44 38	29	H	Georgetown	45 64	63	H	Fresno St.	73 71
				31	A	California	48 70	95	A	San Diego St.	64 77
				40	A	Iowa	69 59	95	H	San Diego St.	62 66
LAST 12 Division I GAMES:											
				174	H	Colorado St.	53 48	237	H	Wyoming	47 51
				311	A	Air Force	86 48	174	A	Colorado St.	62 74
				241	A	Boise St.	75 66	311	H	Air Force	63 47
				305	H	New Mexico	65 60	241	H	Boise St.	66 50
				175	H	TCU	55 54	305	A	New Mexico	64 50
				95	A	San Diego St.	64 77	175	A	TCU	72 57
								310	H	UC Riverside	64 36
								311	A	Air Force	86 48
								311	H	Air Force	63 47
								312	A	Nevada	74 63

Non-Div I Games:

UNLV

■ Loss,
 ■ Non-Conf,
 S Site,
 ■ Home
 ■ Away
 N Neutral

Average RPI Win:	271	WON-LOST	WINNING	LAST 12	STRENGTH OF	OPP. STRENGTH	TEAM	ADJ.	CONF.	ADJ CONF.
Average RPI Loss:	85	RECORD	PCT. RANK	GAMES	SCHEDULE	OF SCHEDULE	RPI	RPI	RPI	RPI
DIV. I ONLY	23- 8	40	12- 0	294	285	101	101	31	31	
DIV. I NON-CONF.	6- 7	181	0- 0	180	95	161	161	31	31	
TOTALS	RPI 1-25	RPI 26-50	W-L RECORDS	RPI 51-100	RPI 101-150	RPI 150+				
23- 8	0- 2	0- 1	OVERALL	0- 2	1- 2	22- 1				
12- 1	0- 0	0- 1	HOME	0- 0	1- 0	11- 0				
9- 7	0- 2	0- 0	AWAY	0- 2	0- 2	9- 1				
2- 0	0- 0	0- 0	NEUTRAL	0- 0	0- 0	2- 0				
6- 7	0- 2	0- 1	NON-CONFERENCE	0- 2	0- 1	6- 1				
4- 1	0- 0	0- 1	HOME	0- 0	0- 0	4- 0				
2- 6	0- 2	0- 0	AWAY	0- 2	0- 1	2- 1				
0- 0	0- 0	0- 0	NEUTRAL	0- 0	0- 0	0- 0				
17- 1	0- 0	0- 0	CONFERENCE	0- 0	1- 1	16- 0				
8- 0	0- 0	0- 0	HOME	0- 0	1- 0	7- 0				
7- 1	0- 0	0- 0	AWAY	0- 0	0- 1	7- 0				
2- 0	0- 0	0- 0	NEUTRAL	0- 0	0- 0	2- 0				

RPI 1-25				RPI 26-50				RPI 51-100				RPI 101+ Team's RPI: 101			
RPI	S	Opponent	Score	RPI	S	Opponent	Score	RPI	S	Opponent	Score	RPI	S	Opponent	Score
16	A	Purdue	39 65	28	H	Vanderbilt	84 99	72	A	Memphis	69 90	116	A	Eastern Ill.	63 70
23	A	Louisville	57 70					78	A	Central Ark.	65 69	116	H	Eastern Ill.	94 86
												127	A	Indiana St.	55 66
												165	H	SIU Edwardsville	91 59
												205	A	Southern Miss.	88 69
												212	H	Tennessee Tech	83 61
												212	N	Tennessee Tech	82 65
												223	A	Arkansas St.	68 83
												233	A	Saint Louis	70 55
												256	H	Belmont	67 48
												267	A	Eastern Ky.	84 61
												271	H	Southern Ill.	91 70
												286	A	Austin Peay	88 83
												286	H	Austin Peay	86 62
												292	A	Murray St.	91 67
												292	H	Murray St.	84 67
												292	N	Murray St.	102 77
												297	A	Morehead St.	81 61
												301	A	Tennessee St.	114 105
												301	H	Tennessee St.	105 90
												307	H	Evansville	78 69
												311	H	Air Force	84 60
												323	A	Southeast Mo. St.	77 44
												323	H	Southeast Mo. St.	88 47
												340	A	Jacksonville St.	87 52
												340	H	Jacksonville St.	99 67
LAST 12 Division I GAMES:															
				212	N	Tennessee Tech	82 65					116	H	Eastern Ill.	94 86
				292	N	Murray St.	102 77					340	H	Jacksonville St.	99 67
				340	A	Jacksonville St.	87 52					292	H	Murray St.	84 67
				286	H	Austin Peay	86 62					286	A	Austin Peay	88 83
				323	A	Southeast Mo. St.	77 44					301	H	Tennessee St.	105 90
				292	A	Murray St.	91 67					323	H	Southeast Mo. St.	88 47

Non-Div I Games:

UT Martin

■ Loss,
■ Non-Conf,
■ S Site,
■ Home
■ A Away
N Neutral

Average RPI Win:	200	WON-LOST	WINNING	LAST 12	STRENGTH OF	OPP. STRENGTH	TEAM	ADJ.	CONF.	ADJ CONF.
Average RPI Loss:	143	RECORD	PCT. RANK	GAMES	SCHEDULE	OF SCHEDULE	RPI	RPI	RPI	RPI
DIV. I ONLY	26- 3	8	11- 1	244	164	54	54	11	11	
DIV. I NON-CONF.	11- 2	24	0- 0	290	304	105	105	12	12	
TOTALS	RPI 1-25	RPI 26-50	W-L RECORDS	RPI 51-100	RPI 101-150	RPI 150+				
26- 3	0- 0	0- 0	OVERALL	4- 1	3- 0	19- 2				
15- 2	0- 0	0- 0	HOME	3- 0	2- 0	10- 2				
11- 1	0- 0	0- 0	AWAY	1- 1	1- 0	9- 0				
0- 0	0- 0	0- 0	NEUTRAL	0- 0	0- 0	0- 0				
11- 2	0- 0	0- 0	NON-CONFERENCE	1- 1	2- 0	8- 1				
8- 1	0- 0	0- 0	HOME	1- 0	2- 0	5- 1				
3- 1	0- 0	0- 0	AWAY	0- 1	0- 0	3- 0				
0- 0	0- 0	0- 0	NEUTRAL	0- 0	0- 0	0- 0				
15- 1	0- 0	0- 0	CONFERENCE	3- 0	1- 0	11- 1				
7- 1	0- 0	0- 0	HOME	2- 0	0- 0	5- 1				
8- 0	0- 0	0- 0	AWAY	1- 0	1- 0	6- 0				
0- 0	0- 0	0- 0	NEUTRAL	0- 0	0- 0	0- 0				

RPI 1-25			RPI 26-50			RPI 51-100			Team's RPI: 54	RPI 101+		
RPI	S	Opponent	Score	RPI	S	Opponent	Score	RPI	S	Opponent	Score	
						67	A Arizona St.	45	47	103	A UAB	47 45
						71	H Idaho St.	79	63	130	H Northern Colo.	74 51
						72	H Memphis	66	60	131	H Denver	80 49
						81	A Tulane	65	64	160	A Tulsa	64 54
						81	H Tulane	80	65	160	H Tulsa	67 56
										168	H Marshall	64 56
										170	H Lamar	81 52
										172	A Rice	45 41
										172	H Rice	48 52
										189	H UC Santa Barbara	48 49
										191	A SMU	64 53
										191	H SMU	68 50
										195	H UCF	67 38
										205	A Southern Miss.	70 63
										224	A East Carolina	66 56
										231	H Texas St.	81 58
										264	A Loyola Marymount	68 48
										268	H Tex.-Pan American	62 51
										305	A New Mexico	53 43
										318	A Houston	71 51
										318	H Houston	87 43
										328	A New Mexico St.	76 72
										328	H New Mexico St.	63 27
										342	H Houston Baptist	82 53
LAST 12 Division I GAMES:												
						103	A UAB	47	45	168	H Marshall	64 56
						172	H Rice	48	52	172	A Rice	45 41
						191	H SMU	68	50	195	H UCF	67 38
						318	A Houston	71	51	205	A Southern Miss.	70 63
						160	A Tulsa	64	54	318	H Houston	87 43
						81	H Tulane	80	65	224	A East Carolina	66 56

Non-Div I Games:

UTEP

■ Loss,
 ■ Non-Conf,
 ■ S Site,
 ■ Home
 ■ A Away
 N Neutral

Average RPI Win: 233	WON-LOST	WINNING	LAST 12	STRENGTH OF	OPP. STRENGTH	TEAM	ADJ.	CONF.	ADJ CONF.
Average RPI Loss: 174	RECORD	PCT. RANK	GAMES	SCHEDULE	OF SCHEDULE	RPI	RPI	RPI	RPI
DIV. I ONLY	8- 21	283	2- 10	186	265	299	299	24	24
DIV. I NON-CONF.	4- 9	256	0- 0	119	145	268	268	27	27
TOTALS	RPI 1-25	RPI 26-50	W-L RECORDS	RPI 51-100	RPI 101-150	RPI 150+			
8- 21	0- 0	0- 1	OVERALL	0- 3	2- 5	6- 12			
7- 10	0- 0	0- 0	HOME	0- 3	2- 3	5- 4			
1- 11	0- 0	0- 1	AWAY	0- 0	0- 2	1- 8			
0- 0	0- 0	0- 0	NEUTRAL	0- 0	0- 0	0- 0			
4- 9	0- 0	0- 1	NON-CONFERENCE	0- 1	2- 3	2- 4			
4- 5	0- 0	0- 0	HOME	0- 1	2- 2	2- 2			
0- 4	0- 0	0- 1	AWAY	0- 0	0- 1	0- 2			
0- 0	0- 0	0- 0	NEUTRAL	0- 0	0- 0	0- 0			
4- 12	0- 0	0- 0	CONFERENCE	0- 2	0- 2	4- 8			
3- 5	0- 0	0- 0	HOME	0- 2	0- 1	3- 2			
1- 7	0- 0	0- 0	AWAY	0- 0	0- 1	1- 6			
0- 0	0- 0	0- 0	NEUTRAL	0- 0	0- 0	0- 0			

RPI S	Opponent	Score	RPI S	Opponent	Score	RPI S	Opponent	Score	RPI S	Opponent	Score	Team's RPI: 299
30	A Southern California	56 74	78	H Central Ark.	50 62	104	A UNLV	67 74	108	H Detroit	59 55	
			84	H Creighton	53 54	109	H Wichita St.	56 69	115	H Missouri	50 70	
			92	H McNeese St.	54 65	135	H FIU	61 54	147	A Sam Houston St.	55 67	
						147	H Sam Houston St.	50 63	159	A Stephen F. Austin	64 73	
						159	H Stephen F. Austin	50 46	170	H Lamar	51 54	
						172	H Rice	46 71	173	H South Ala.	42 54	
						175	A TCU	30 65	191	A SMU	65 69	
						227	A Nicholls St.	62 68	231	A Texas St.	67 87	
						231	H Texas St.	67 53	268	H Tex.-Pan American	68 54	
						287	A Southeastern La.	63 64	313	A Texas-Arlington	40 51	
						313	H Texas-Arlington	65 75	318	H Houston	70 59	
						321	A A&M-Corpus Christi	58 38	321	H A&M-Corpus Christi	72 58	
						329	A Northwestern St.	57 61				
LAST 12 Division I GAMES:												
313	H Texas-Arlington	65 75	159	A Stephen F. Austin	64 73							
78	H Central Ark.	50 62	287	A Southeastern La.	63 64							
231	A Texas St.	67 87	170	H Lamar	51 54							
321	H A&M-Corpus Christi	72 58	313	A Texas-Arlington	40 51							
227	A Nicholls St.	62 68	147	A Sam Houston St.	55 67							
92	H McNeese St.	54 65	231	H Texas St.	67 53							

Non-Div I Games:

UTSA

■ Loss,
 ■ Non-Conf,
 ■ S Site,
 ■ H Home
 ■ A Away
 N Neutral

Average RPI Win:	175	WON-LOST	WINNING	LAST 12	STRENGTH OF	OPP. STRENGTH	TEAM	ADJ.	CONF.	ADJ CONF.
Average RPI Loss:	66	RECORD	PCT. RANK	GAMES	SCHEDULE	OF SCHEDULE	RPI	RPI	RPI	RPI
DIV. I ONLY	15- 14	159	6- 6	54	77	102	102	4	4	
DIV. I NON-CONF.	7- 4	98	0- 0	223	264	149	149	5	5	
TOTALS	RPI 1-25	RPI 26-50	W-L RECORDS	RPI 51-100	RPI 101-150	RPI 150+				
15- 14	0- 2	1- 5	OVERALL	4- 3	3- 3	7- 1				
11- 4	0- 1	1- 1	HOME	3- 1	1- 1	6- 0				
3- 9	0- 1	0- 4	AWAY	1- 2	1- 2	1- 0				
1- 1	0- 0	0- 0	NEUTRAL	0- 0	1- 0	0- 1				
7- 4	0- 0	0- 3	NON-CONFERENCE	1- 0	1- 0	5- 1				
6- 0	0- 0	0- 0	HOME	1- 0	0- 0	5- 0				
0- 3	0- 0	0- 3	AWAY	0- 0	0- 0	0- 0				
1- 1	0- 0	0- 0	NEUTRAL	0- 0	1- 0	0- 1				
8- 10	0- 2	1- 2	CONFERENCE	3- 3	2- 3	2- 0				
5- 4	0- 1	1- 1	HOME	2- 1	1- 1	1- 0				
3- 6	0- 1	0- 1	AWAY	1- 2	1- 2	1- 0				
0- 0	0- 0	0- 0	NEUTRAL	0- 0	0- 0	0- 0				

RPI 1-25				RPI 26-50				RPI 51-100				RPI 101+ Team's RPI: 102			
RPI	S	Opponent	Score	RPI	S	Opponent	Score	RPI	S	Opponent	Score	RPI	S	Opponent	Score
2	A	Stanford	42 69	30	H	Southern California	63 55	56	H	UCLA	60 65	108	N	Detroit	64 55
2	H	Stanford	43 62	31	A	California	46 60	67	A	Arizona St.	51 59	118	A	Colorado	61 56
				31	H	California	56 63	67	H	Arizona St.	50 46	118	H	Colorado	52 58
				35	A	Arkansas	56 57	70	A	Oregon St.	49 62	123	A	Oregon	67 72
				43	A	BYU	58 63	70	H	Oregon St.	63 56	123	H	Oregon	65 47
				44	A	Michigan	50 55	71	H	Idaho St.	56 31	126	A	Washington St.	43 60
								98	A	Washington	49 36	164	A	Arizona	65 60
												164	H	Arizona	73 67
												173	N	South Ala.	53 61
												304	H	Utah Valley	82 51
												308	H	Southern Utah	74 60
												328	H	New Mexico St.	74 37
												333	H	Weber St.	81 63
												339	H	Texas Southern	75 33
LAST 12 Division I GAMES:															
123	H	Oregon	65 47	67	H	Arizona St.	50 46								
70	H	Oregon St.	63 56	70	A	Oregon St.	49 62								
2	A	Stanford	42 69	123	A	Oregon	67 72								
31	A	California	46 60	30	H	Southern California	63 55								
118	A	Colorado	61 56	56	H	UCLA	60 65								
164	H	Arizona	73 67	67	A	Arizona St.	51 59								

Non-Div I Games:

Utah

Average RPI Win:	277	WON-LOST	WINNING	LAST 12	STRENGTH OF	OPP. STRENGTH	TEAM	ADJ.	CONF.	ADJ CONF.
Average RPI Loss:	102	RECORD	PCT. RANK	GAMES	SCHEDULE	OF SCHEDULE	RPI	RPI	RPI	RPI
DIV. I ONLY	19- 8	67	9- 3	290	277	136	136	25	25	
DIV. I NON-CONF.	8- 5	107	0- 0	208	302	127	127	24	24	
TOTALS	RPI 1-25	RPI 26-50	W-L RECORDS	RPI 51-100	RPI 101-150	RPI 150+				
19- 8	0- 0	0- 1	OVERALL	0- 4	0- 1	19- 2				
10- 3	0- 0	0- 1	HOME	0- 1	0- 0	10- 1				
9- 5	0- 0	0- 0	AWAY	0- 3	0- 1	9- 1				
0- 0	0- 0	0- 0	NEUTRAL	0- 0	0- 0	0- 0				
8- 5	0- 0	0- 1	NON-CONFERENCE	0- 2	0- 1	8- 1				
5- 1	0- 0	0- 1	HOME	0- 0	0- 0	5- 0				
3- 4	0- 0	0- 0	AWAY	0- 2	0- 1	3- 1				
0- 0	0- 0	0- 0	NEUTRAL	0- 0	0- 0	0- 0				
11- 3	0- 0	0- 0	CONFERENCE	0- 2	0- 0	11- 1				
5- 2	0- 0	0- 0	HOME	0- 1	0- 0	5- 1				
6- 1	0- 0	0- 0	AWAY	0- 1	0- 0	6- 0				
0- 0	0- 0	0- 0	NEUTRAL	0- 0	0- 0	0- 0				

RPI 1-25			RPI 26-50			RPI 51-100			RPI 101+			Team's RPI: 136
RPI	S	Opponent	Score	RPI	S	Opponent	Score	RPI	S	Opponent	Score	
43	H	BYU	65 73	63	A	Fresno St.	60 78	145	A	Montana St.	61 78	
				63	H	Fresno St.	67 90	169	A	Montana	60 61	
				64	A	South Dakota St.	73 84	194	A	Louisiana Tech	79 62	
				71	A	Idaho St.	65 67	194	H	Louisiana Tech	76 82	
								222	A	UC Irvine	69 64	
								237	A	Wyoming	62 56	
								241	A	Boise St.	64 52	
								241	H	Boise St.	97 86	
								250	A	Hawaii	69 55	
								250	H	Hawaii	85 64	
								274	A	Idaho	78 70	
								274	H	Idaho	85 63	
								277	A	San Jose St.	78 73	
								277	H	San Jose St.	84 71	
								293	H	Northern Ariz.	70 51	
								304	H	Utah Valley	61 43	
								310	H	UC Riverside	71 68	
								312	A	Nevada	84 72	
								312	H	Nevada	91 69	
								328	A	New Mexico St.	74 56	
								328	H	New Mexico St.	57 45	
								333	H	Weber St.	73 63	
LAST 12 Division I GAMES:												
277	H	San Jose St.	84 71	194	H	Louisiana Tech	76 82					
250	H	Hawaii	85 64	250	A	Hawaii	69 55					
274	H	Idaho	85 63	277	A	San Jose St.	78 73					
63	A	Fresno St.	60 78	274	A	Idaho	78 70					
312	A	Nevada	84 72	312	H	Nevada	91 69					
328	H	New Mexico St.	57 45	63	H	Fresno St.	67 90					

Non-Div I Games: Asbury 83 53

Utah St.

Utah Valley

Through Games Of Sunday, March 4, 2012

Average RPI Win:	276	WON-LOST	WINNING	LAST 12	STRENGTH OF	OPP. STRENGTH	TEAM	ADJ.	CONF.	ADJ CONF.
Average RPI Loss:	234	RECORD	PCT. RANK	GAMES	SCHEDULE	OF SCHEDULE	RPI	RPI	RPI	RPI
DIV. I ONLY	13- 14	179	6- 5	342	328	304	304	33	33	
DIV. I NON-CONF.	7- 10	211	0- 1	332	258	304	304	33	33	
TOTALS	RPI 1-25	RPI 26-50	W-L RECORDS	RPI 51-100	RPI 101-150	RPI 150+				
13- 14	0- 0	0- 0	OVERALL	1- 1	0- 3	12- 10				
8- 5	0- 0	0- 0	HOME	1- 1	0- 0	7- 4				
4- 9	0- 0	0- 0	AWAY	0- 0	0- 3	4- 6				
1- 0	0- 0	0- 0	NEUTRAL	0- 0	0- 0	1- 0				
7- 10	0- 0	0- 0	NON-CONFERENCE	1- 1	0- 3	6- 6				
5- 3	0- 0	0- 0	HOME	1- 1	0- 0	4- 2				
1- 7	0- 0	0- 0	AWAY	0- 0	0- 3	1- 4				
1- 0	0- 0	0- 0	NEUTRAL	0- 0	0- 0	1- 0				
6- 4	0- 0	0- 0	CONFERENCE	0- 0	0- 0	6- 4				
3- 2	0- 0	0- 0	HOME	0- 0	0- 0	3- 2				
3- 2	0- 0	0- 0	AWAY	0- 0	0- 0	3- 2				
0- 0	0- 0	0- 0	NEUTRAL	0- 0	0- 0	0- 0				

RPI S	Opponent	Score	RPI S	Opponent	Score	RPI S	Opponent	Score	RPI S	Opponent	Score	Team's RPI: 304
						71	H Idaho St.	68 59	102	A Utah	51 82	
						87	H South Dakota	54 63	136	A Utah St.	43 61	
									138	A Seattle	41 70	
									160	H Tulsa	78 62	
									211	A North Dakota	58 54	
									211	H North Dakota	53 66	
									241	A Boise St.	64 85	
									258	A Long Beach St.	43 75	
									268	A Tex.-Pan American	70 71	
									268	H Tex.-Pan American	66 51	
									277	H San Jose St.	45 57	
									279	H Longwood	64 59	
									293	A Northern Ariz.	59 73	
									293	H Northern Ariz.	73 56	
									295	N Kent St.	46 45	
									308	A Southern Utah	65 80	
									308	H Southern Utah	59 60	
									324	A NJIT	61 54	
									324	H NJIT	46 48	
									331	A Chicago St.	42 69	
									331	H Chicago St.	74 61	
									333	A Weber St.	72 65	
									333	H Weber St.	63 59	
									342	A Houston Baptist	62 41	
									342	H Houston Baptist	71 36	
LAST 12 Division I GAMES:												
211	H	North Dakota	53	66	324	H	NJIT	46	48			
342	H	Houston Baptist	71	36	268	H	Tex.-Pan American	66	51			
268	A	Tex.-Pan American	70	71	324	A	NJIT	61	54			
342	A	Houston Baptist	62	41	331	A	Chicago St.	42	69			
138	A	Seattle	41	70	211	A	North Dakota	58	54			
331	H	Chicago St.	74	61	279	H	Longwood	64	59			

Non-Div I Games: Walla Walla 104 46

Utah Valley

Loss, Non-Conf, S Site, H Home A Away N Neutral

Average RPI Win:	180	WON-LOST	WINNING	LAST 12	STRENGTH OF	OPP. STRENGTH	TEAM	ADJ.	CONF.	ADJ CONF.
Average RPI Loss:	95	RECORD	PCT. RANK	GAMES	SCHEDULE	OF SCHEDULE	RPI	RPI	RPI	RPI
DIV. I ONLY	16- 13	139	5- 7	86	98	106	106	7	7	
DIV. I NON-CONF.	7- 4	98	0- 0	52	230	82	82	7	7	
TOTALS	RPI 1-25	RPI 26-50	W-L RECORDS	RPI 51-100	RPI 101-150	RPI 150+				
16- 13	0- 2	0- 3	OVERALL	3- 3	3- 1	10- 4				
7- 7	0- 0	0- 2	HOME	2- 1	1- 1	4- 3				
8- 6	0- 2	0- 1	AWAY	1- 2	2- 0	5- 1				
1- 0	0- 0	0- 0	NEUTRAL	0- 0	0- 0	1- 0				
7- 4	0- 1	0- 1	NON-CONFERENCE	0- 0	3- 1	4- 1				
2- 3	0- 0	0- 1	HOME	0- 0	1- 1	1- 1				
4- 1	0- 1	0- 0	AWAY	0- 0	2- 0	2- 0				
1- 0	0- 0	0- 0	NEUTRAL	0- 0	0- 0	1- 0				
9- 9	0- 1	0- 2	CONFERENCE	3- 3	0- 0	6- 3				
5- 4	0- 0	0- 1	HOME	2- 1	0- 0	3- 2				
4- 5	0- 1	0- 1	AWAY	1- 2	0- 0	3- 1				
0- 0	0- 0	0- 0	NEUTRAL	0- 0	0- 0	0- 0				

RPI 1-25				RPI 26-50				RPI 51-100				RPI 101+ Team's RPI: 106			
RPI	S	Opponent	Score	RPI	S	Opponent	Score	RPI	S	Opponent	Score	RPI	S	Opponent	Score
7	A	Delaware	49 68	33	A	James Madison	43 64	57	H	Hofstra	76 60	107	A	Liberty	52 47
12	A	Miami (FL)	61 91	33	H	James Madison	64 65	79	A	Drexel	63 73	133	H	Coppin St.	74 66
				49	H	Richmond	77 78	79	H	Drexel	41 47	140	H	Charlotte	58 68
								82	A	UNC Wilmington	56 57	148	A	UMKC	78 70
								82	H	UNC Wilmington	65 53	155	H	High Point	67 82
								96	A	Towson	66 59	171	A	George Mason	58 71
												171	H	George Mason	59 69
												177	A	Winthrop	69 52
												190	H	Northeastern	67 60
												196	A	Old Dominion	67 56
												196	H	Old Dominion	76 72
												219	A	William & Mary	83 80
												219	H	William & Mary	63 66
												224	A	East Carolina	62 49
												243	A	Georgia St.	73 61
												243	H	Georgia St.	75 70
												266	H	Norfolk St.	79 59
												296	N	Morgan St.	73 52
LAST 12 Division I GAMES:															
79	A	Drexel	63 73	57	H	Hofstra	76 60								
171	H	George Mason	59 69	7	A	Delaware	49 68								
243	A	Georgia St.	73 61	96	A	Towson	66 59								
196	A	Old Dominion	67 56	243	H	Georgia St.	75 70								
219	H	William & Mary	63 66	79	H	Drexel	41 47								
33	H	James Madison	64 65	171	A	George Mason	58 71								

Non-Div I Games:

VCU

■ Loss,
 ■ Non-Conf,
 ■ S Site,
 ■ H Home
 ■ A Away
 N Neutral

Valparaiso

Through Games Of Sunday, March 4, 2012

Average RPI Win:	214	WON-LOST	WINNING	LAST 12	STRENGTH OF	OPP. STRENGTH	TEAM	ADJ.	CONF.	ADJ CONF.
Average RPI Loss:	171	RECORD	PCT. RANK	GAMES	SCHEDULE	OF SCHEDULE	RPI	RPI	RPI	RPI
DIV. I ONLY	8- 20	279	4- 8	167	218	276	276	13	13	
DIV. I NON-CONF.	3- 7	262	0- 0	209	254	277	277	17	17	
TOTALS	RPI 1-25	RPI 26-50	W-L RECORDS	RPI 51-100	RPI 101-150	RPI 150+				
8- 20	0- 2	0- 0	OVERALL	0- 0	1- 4	7- 14				
5- 9	0- 1	0- 0	HOME	0- 0	1- 1	4- 7				
3- 10	0- 1	0- 0	AWAY	0- 0	0- 2	3- 7				
0- 1	0- 0	0- 0	NEUTRAL	0- 0	0- 1	0- 0				
3- 7	0- 0	0- 0	NON-CONFERENCE	0- 0	1- 2	2- 5				
2- 3	0- 0	0- 0	HOME	0- 0	1- 0	1- 3				
1- 3	0- 0	0- 0	AWAY	0- 0	0- 1	1- 2				
0- 1	0- 0	0- 0	NEUTRAL	0- 0	0- 1	0- 0				
5- 13	0- 2	0- 0	CONFERENCE	0- 0	0- 2	5- 9				
3- 6	0- 1	0- 0	HOME	0- 0	0- 1	3- 4				
2- 7	0- 1	0- 0	AWAY	0- 0	0- 1	2- 5				
0- 0	0- 0	0- 0	NEUTRAL	0- 0	0- 0	0- 0				

RPI	S	Opponent	Score	RPI	S	Opponent	Score	RPI	S	Opponent	Score	RPI	S	Opponent	Score	Team's RPI: 276
25	A	Green Bay	36 72					108	A	Detroit	52 68					
25	H	Green Bay	37 65					108	H	Detroit	42 48					
								116	H	Eastern Ill.	53 50					
								118	A	Colorado	32 60					
								145	N	Montana St.	55 71					
								157	A	Wright St.	42 58					
								157	H	Wright St.	70 60					
								161	A	Ill.-Chicago	43 54					
								161	H	Ill.-Chicago	43 54					
								165	A	SIU Edwardsville	64 67					
								172	H	Rice	46 54					
								182	H	Lehigh	39 41					
								199	A	Pittsburgh	56 65					
								201	A	Butler	72 59					
								201	H	Butler	58 53					
								217	A	Loyola Chicago	56 86					
								217	H	Loyola Chicago	69 46					
								234	H	Western Ill.	55 67					
								238	A	Milwaukee	31 50					
								238	H	Milwaukee	47 55					
								246	A	Youngstown St.	58 64					
								246	H	Youngstown St.	48 55					
								265	A	Cleveland St.	66 48					
								265	H	Cleveland St.	45 49					
								270	A	Ball St.	67 53					
								283	H	IPFW	64 43					
LAST 12 Division I GAMES:																
108	H	Detroit	42 48	201	A	Butler	72 59									
157	H	Wright St.	70 60	265	A	Cleveland St.	66 48									
238	A	Milwaukee	31 50	246	A	Youngstown St.	58 64									
25	A	Green Bay	36 72	25	H	Green Bay	37 65									
217	H	Loyola Chicago	69 46	238	H	Milwaukee	47 55									
161	H	Ill.-Chicago	43 54	161	A	Ill.-Chicago	43 54									

Non-Div I Games: Ind.-Northwest 80 47

Valparaiso

■ Loss,
 ■ Non-Conf, S Site,
 ■ Home
 ■ Away
 N Neutral

Vanderbilt

Through Games Of Sunday, March 4, 2012

Average RPI Win:	145	WON-LOST	WINNING	LAST 12	STRENGTH OF	OPP. STRENGTH	TEAM	ADJ.	CONF.	ADJ CONF.
Average RPI Loss:	28	RECORD	PCT. RANK	GAMES	SCHEDULE	OF SCHEDULE	RPI	RPI	RPI	RPI
DIV. I ONLY	22- 9	61	8- 4	30	46	28	28	2	2	
DIV. I NON-CONF.	12- 1	9	0- 0	141	234	30	30	3	3	
TOTALS	RPI 1-25	RPI 26-50	W-L RECORDS	RPI 51-100	RPI 101-150	RPI 150+				
22- 9	4- 5	1- 3	OVERALL	1- 1	7- 0	9- 0				
17- 1	4- 0	1- 1	HOME	1- 0	3- 0	8- 0				
4- 7	0- 4	0- 2	AWAY	0- 1	3- 0	1- 0				
1- 1	0- 1	0- 0	NEUTRAL	0- 0	1- 0	0- 0				
12- 1	1- 0	0- 0	NON-CONFERENCE	1- 1	3- 0	7- 0				
10- 0	1- 0	0- 0	HOME	1- 0	2- 0	6- 0				
2- 1	0- 0	0- 0	AWAY	0- 1	1- 0	1- 0				
0- 0	0- 0	0- 0	NEUTRAL	0- 0	0- 0	0- 0				
10- 8	3- 5	1- 3	CONFERENCE	0- 0	4- 0	2- 0				
7- 1	3- 0	1- 1	HOME	0- 0	1- 0	2- 0				
2- 6	0- 4	0- 2	AWAY	0- 0	2- 0	0- 0				
1- 1	0- 1	0- 0	NEUTRAL	0- 0	1- 0	0- 0				

RPI 1-25				RPI 26-50				Team's RPI: 28		RPI 51-100				RPI 101+			
RPI	S	Opponent	Score	RPI	S	Opponent	Score			RPI	S	Opponent	Score	RPI	S	Opponent	Score
4	A	Tennessee	64 87	34	A	South Carolina	55 65			88	A	North Carolina St.	59 66	101	A	UT Martin	99 84
4	H	Tennessee	93 79	34	H	South Carolina	60 65			99	H	Florida St.	64 59	119	A	Auburn	66 61
4	N	Tennessee	57 68	35	A	Arkansas	47 69							119	H	Auburn	66 58
9	A	Kentucky	61 70	41	H	Florida	75 69							131	H	Denver	77 56
20	A	LSU	66 69											143	A	Mississippi St.	65 59
20	H	LSU	81 72											143	N	Mississippi St.	67 51
22	H	Oklahoma	78 66											147	H	Sam Houston St.	79 56
24	A	Georgia	63 76											155	H	High Point	70 54
24	H	Georgia	68 48											178	H	Alabama	67 54
LAST 12 Division I GAMES:																	
				4	N	Tennessee	57 68	24	A	Georgia	63 76						
				143	N	Mississippi St.	67 51	4	H	Tennessee	93 79						
				178	H	Alabama	67 54	143	A	Mississippi St.	65 59						
				20	A	LSU	66 69	119	A	Auburn	66 61						
				9	A	Kentucky	61 70	20	H	LSU	81 72						
				41	H	Florida	75 69	24	H	Georgia	68 48						

Non-Div I Games:

Vanderbilt

Loss, Non-Conf, S Site, H Home A Away N Neutral

Average RPI Win:	244	WON-LOST	WINNING	LAST 12	STRENGTH OF	OPP. STRENGTH	TEAM	ADJ.	CONF.	ADJ CONF.
Average RPI Loss:	150	RECORD	PCT. RANK	GAMES	SCHEDULE	OF SCHEDULE	RPI	RPI	RPI	RPI
DIV. I ONLY	10- 20	262	2- 10	271	176	275	275	16	16	
DIV. I NON-CONF.	6- 7	181	0- 0	305	176	240	240	14	14	
TOTALS	RPI 1-25	RPI 26-50	W-L RECORDS	RPI 51-100	RPI 101-150	RPI 150+				
10- 20	0- 0	0- 2	OVERALL	3- 6	0- 4	7- 8				
5- 7	0- 0	0- 0	HOME	2- 3	0- 1	3- 3				
4- 10	0- 0	0- 1	AWAY	1- 2	0- 2	3- 5				
1- 3	0- 0	0- 1	NEUTRAL	0- 1	0- 1	1- 0				
6- 7	0- 0	0- 2	NON-CONFERENCE	2- 0	0- 2	4- 3				
3- 1	0- 0	0- 0	HOME	2- 0	0- 0	1- 1				
2- 4	0- 0	0- 1	AWAY	0- 0	0- 1	2- 2				
1- 2	0- 0	0- 1	NEUTRAL	0- 0	0- 1	1- 0				
4- 13	0- 0	0- 0	CONFERENCE	1- 6	0- 2	3- 5				
2- 6	0- 0	0- 0	HOME	0- 3	0- 1	2- 2				
2- 6	0- 0	0- 0	AWAY	1- 2	0- 1	1- 3				
0- 1	0- 0	0- 0	NEUTRAL	0- 1	0- 0	0- 0				

RPI 1-25			RPI 26-50			RPI 51-100			RPI 101+			Team's RPI: 275			
RPI	S	Opponent	Score	RPI	S	Opponent	Score	RPI	S	Opponent	Score				
				29	N	Georgetown	53 65	55	H	Saint Joseph's	80 67	124	A	UMBC	60 72
				32	A	Nebraska	41 94	73	A	Boston U.	64 72	124	H	UMBC	58 67
								73	H	Boston U.	60 61	128	A	Marquette	60 71
								83	A	Albany (NY)	47 65	137	N	La Salle	59 68
								83	H	Albany (NY)	56 59	185	A	New Hampshire	48 58
								83	N	Albany (NY)	61 74	185	H	New Hampshire	63 69
								94	H	Fairfield	65 48	190	A	Northeastern	62 78
								100	A	Hartford	57 50	218	A	Binghamton	43 54
								100	H	Hartford	52 63	218	H	Binghamton	69 48
												221	A	Brown	57 61
												288	H	Dartmouth	62 72
												306	H	Colgate	61 49
												317	A	Maine	60 70
												317	H	Maine	71 54
												327	A	Stony Brook	63 36
												327	H	Stony Brook	47 54
												338	A	Columbia	63 52
												339	N	Texas Southern	72 60
												342	A	Houston Baptist	60 47
LAST 12 Division I GAMES:															
				83	N	Albany (NY)	61 74	100	H	Hartford	52 63				
				124	A	UMBC	60 72	73	A	Boston U.	64 72				
				317	H	Maine	71 54	327	A	Stony Brook	63 36				
				83	H	Albany (NY)	56 59	124	H	UMBC	58 67				
				185	A	New Hampshire	48 58	83	A	Albany (NY)	47 65				
				218	A	Binghamton	43 54	317	A	Maine	60 70				

Non-Div I Games:

Vermont

Villanova

Through Games Of Sunday, March 4, 2012

Average RPI Win: 124		WON-LOST	WINNING	LAST 12	STRENGTH OF		OPP. STRENGTH	TEAM	ADJ.	CONF.	ADJ CONF.
Average RPI Loss: 41		RECORD	PCT. RANK	GAMES	SCHEDULE		OF SCHEDULE	RPI	RPI	RPI	RPI
DIV. I ONLY		16- 14	152	5- 7	8		25	39	39	3	3
DIV. I NON-CONF.		9- 3	61	0- 0	2		89	8	8	2	2
TOTALS		RPI 1-25	RPI 26-50		W-L RECORDS		RPI 51-100	RPI 101-150		RPI 150+	
16- 14	1- 8	2- 3		OVERALL		3- 1	4- 1		6- 1		
7- 4	0- 3	0- 1		HOME		2- 0	2- 0		3- 0		
6- 9	0- 4	2- 2		AWAY		0- 1	2- 1		2- 1		
3- 1	1- 1	0- 0		NEUTRAL		1- 0	0- 0		1- 0		
9- 3	1- 1	2- 1		NON-CONFERENCE		2- 0	1- 0		3- 1		
2- 1	0- 1	0- 0		HOME		1- 0	0- 0		1- 0		
5- 2	0- 0	2- 1		AWAY		0- 0	1- 0		2- 1		
2- 0	1- 0	0- 0		NEUTRAL		1- 0	0- 0		0- 0		
7- 11	0- 7	0- 2		CONFERENCE		1- 1	3- 1		3- 0		
5- 3	0- 2	0- 1		HOME		1- 0	2- 0		2- 0		
1- 7	0- 4	0- 1		AWAY		0- 1	1- 1		0- 0		
1- 1	0- 1	0- 0		NEUTRAL		0- 0	0- 0		1- 0		

RPI S	Opponent	Score	RPI S	Opponent	Score	Team's RPI: 39	RPI S	Opponent	Score	RPI S	Opponent	Score
3	A Notre Dame	43 76	26	A Princeton	41 56		55	H Saint Joseph's	52 46	105	H Cincinnati	62 53
5	H Connecticut	49 72	29	H Georgetown	54 60		62	N Michigan St.	75 64	125	A Providence	69 42
7	H Delaware	56 64	36	A West Virginia	56 61		91	A South Fla.	39 54	125	H Providence	59 53
11	A St. John's (NY)	49 69	46	A Temple	56 47		97	H Syracuse	68 60	128	A Marquette	50 51
13	H Rutgers	52 61	48	A Marist	60 53					137	A La Salle	67 51
15	N St. Bonaventure	55 44								156	A Monmouth	48 49
18	A DePaul	73 79								179	H Seton Hall	62 53
23	A Louisville	58 62								179	N Seton Hall	61 60
23	N Louisville	47 63								182	A Lehigh	62 54
										199	H Pittsburgh	70 62
										209	H Penn	52 30
										228	A Iona	76 47
LAST 12 Division I GAMES:												
23	N Louisville	47 63	91	A South Fla.	39 54							
179	N Seton Hall	61 60	18	A DePaul	73 79							
97	H Syracuse	68 60	125	H Providence	59 53							
11	A St. John's (NY)	49 69	179	H Seton Hall	62 53							
13	H Rutgers	52 61	23	A Louisville	58 62							
29	H Georgetown	54 60	105	H Cincinnati	62 53							

Non-Div I Games: USciences 77 44

Villanova

Loss, Non-Conf, S Site, H Home A Away N Neutral

Average RPI Win:	161	WON-LOST	WINNING	LAST 12	STRENGTH OF	OPP. STRENGTH	TEAM	ADJ.	CONF.	ADJ CONF.
Average RPI Loss:	31	RECORD	PCT. RANK	GAMES	SCHEDULE	OF SCHEDULE	RPI	RPI	RPI	RPI
DIV. I ONLY	22- 10	73	8- 4	64	39	51	51	6	6	
DIV. I NON-CONF.	12- 2	22	0- 0	66	37	22	22	6	6	
TOTALS	RPI 1-25	RPI 26-50	W-L RECORDS	RPI 51-100	RPI 101-150	RPI 150+				
22- 10	1- 6	2- 2	OVERALL	5- 2	2- 0	12- 0				
14- 3	1- 2	1- 0	HOME	3- 1	1- 0	8- 0				
7- 4	0- 3	1- 0	AWAY	2- 1	1- 0	3- 0				
1- 3	0- 1	0- 2	NEUTRAL	0- 0	0- 0	1- 0				
12- 2	1- 0	2- 2	NON-CONFERENCE	1- 0	2- 0	6- 0				
9- 0	1- 0	1- 0	HOME	1- 0	1- 0	5- 0				
3- 0	0- 0	1- 0	AWAY	0- 0	1- 0	1- 0				
0- 2	0- 0	0- 2	NEUTRAL	0- 0	0- 0	0- 0				
10- 8	0- 6	0- 0	CONFERENCE	4- 2	0- 0	6- 0				
5- 3	0- 2	0- 0	HOME	2- 1	0- 0	3- 0				
4- 4	0- 3	0- 0	AWAY	2- 1	0- 0	2- 0				
1- 1	0- 1	0- 0	NEUTRAL	0- 0	0- 0	1- 0				

RPI	S	Opponent	Score	RPI	S	Opponent	Score	RPI	S	Opponent	Score	RPI	S	Opponent	Score
4	H	Tennessee	69 64	31	N	California	50 59	66	H	Appalachian St.	80 48	107	H	Liberty	64 38
6	A	Maryland	61 68	33	H	James Madison	59 53	86	H	Wake Forest	61 55	125	A	Providence	55 38
6	H	Maryland	56 73	45	N	Texas	53 79	88	A	North Carolina St.	55 47	155	H	High Point	67 41
6	N	Maryland	58 70	49	A	Richmond	69 56	89	A	North Carolina	56 64	203	H	Boston College	69 58
10	A	Duke	66 77					89	H	North Carolina	73 78	203	N	Boston College	72 41
12	H	Miami (FL)	53 56					99	A	Florida St.	66 57	214	H	Indiana	65 49
14	A	Georgia Tech	53 63					99	H	Florida St.	62 52	220	A	Virginia Tech	66 40
												220	H	Virginia Tech	52 39
												229	H	Radford	92 43
												247	A	Clemson	54 47
												247	H	Clemson	68 36
												250	A	Hawaii	60 43
												255	H	Massachusetts	53 38
												336	H	Wagner	84 41
LAST 12 Division I GAMES:															
		6 N Maryland	58 70			247 H Clemson	68 36								
		203 N Boston College	72 41			88 A North Carolina St.	55 47								
		99 A Florida St.	66 57			89 A North Carolina	56 64								
		86 H Wake Forest	61 55			99 H Florida St.	62 52								
		220 A Virginia Tech	66 40			14 A Georgia Tech	53 63								
		6 H Maryland	56 73			203 H Boston College	69 58								

Non-Div I Games:

Virginia

■ Loss,
 ■ Non-Conf,
 ■ S Site,
 ■ H Home
 ■ A Away
 N Neutral

Average RPI Win:	194	WON-LOST	WINNING	LAST 12	STRENGTH OF	OPP. STRENGTH	TEAM	ADJ.	CONF.	ADJ CONF.
Average RPI Loss:	91	RECORD	PCT. RANK	GAMES	SCHEDULE	OF SCHEDULE	RPI	RPI	RPI	RPI
DIV. I ONLY	7- 23	301	1- 11	91	53	220	220	6	6	
DIV. I NON-CONF.	4- 9	256	0- 0	148	73	221	221	6	6	
TOTALS	RPI 1-25	RPI 26-50	W-L RECORDS	RPI 51-100	RPI 101-150	RPI 150+				
7- 23	1- 5	0- 2	OVERALL	0- 9	1- 3	5- 4				
2- 11	0- 2	0- 0	HOME	0- 4	1- 2	1- 3				
5- 10	1- 3	0- 1	AWAY	0- 4	0- 0	4- 1				
0- 2	0- 0	0- 0	NEUTRAL	0- 1	0- 1	0- 0				
4- 9	0- 1	0- 2	NON-CONFERENCE	0- 1	1- 3	3- 2				
2- 3	0- 0	0- 0	HOME	0- 0	1- 2	1- 1				
2- 5	0- 1	0- 2	AWAY	0- 1	0- 0	2- 1				
0- 1	0- 0	0- 0	NEUTRAL	0- 0	0- 1	0- 0				
3- 14	1- 4	0- 0	CONFERENCE	0- 8	0- 0	2- 2				
0- 8	0- 2	0- 0	HOME	0- 4	0- 0	0- 2				
3- 5	1- 2	0- 0	AWAY	0- 3	0- 0	2- 0				
0- 1	0- 0	0- 0	NEUTRAL	0- 1	0- 0	0- 0				

RPI 1-25				RPI 26-50				RPI 51-100				RPI 101+ Team's RPI: 220			
RPI	S	Opponent	Score	RPI	S	Opponent	Score	RPI	S	Opponent	Score	RPI	S	Opponent	Score
6	A	Maryland	75 69	40	A	Iowa	47 58	51	A	Virginia	39 52	105	H	Cincinnati	55 66
10	A	Duke	45 67	50	A	St. Mary's (CA)	47 60	51	H	Virginia	40 66	121	N	Minnesota	64 65
10	H	Duke	34 61					58	A	Fla. Gulf Coast	41 69	124	H	UMBC	57 52
12	A	Miami (FL)	48 79					86	A	Wake Forest	39 68	140	H	Charlotte	65 71
14	H	Georgia Tech	66 76					86	N	Wake Forest	74 80	195	A	UCF	32 41
21	A	Penn St.	28 66					88	H	North Carolina St.	53 65	196	A	Old Dominion	77 65
								89	H	North Carolina	37 56	203	A	Boston College	38 35
								99	A	Florida St.	60 78	203	H	Boston College	60 64
								99	H	Florida St.	40 75	219	H	William & Mary	59 78
												240	A	George Washington	55 48
												247	A	Clemson	55 33
												247	H	Clemson	51 55
												341	H	N.C. Central	70 52
LAST 12 Division I GAMES:															
				86	N	Wake Forest	74 80	99	A	Florida St.	60 78				
				86	A	Wake Forest	39 68	247	H	Clemson	51 55				
				14	H	Georgia Tech	66 76	88	H	North Carolina St.	53 65				
				51	H	Virginia	40 66	6	A	Maryland	75 69				
				10	A	Duke	45 67	12	A	Miami (FL)	48 79				
				203	H	Boston College	60 64	89	H	North Carolina	37 56				

Non-Div I Games:

Virginia Tech

■ Loss,
 ■ Non-Conf,
 ■ S Site,
 ■ H Home
 ■ A Away
 N Neutral

Average RPI Win:	332	WON-LOST	WINNING	LAST 12	STRENGTH OF	OPP. STRENGTH	TEAM	ADJ.	CONF.	ADJ CONF.
Average RPI Loss:	181	RECORD	PCT. RANK	GAMES	SCHEDULE	OF SCHEDULE	RPI	RPI	RPI	RPI
DIV. I ONLY	2- 27	337	0- 12	217	259	336	336	15	15	
DIV. I NON-CONF.	1- 10	328	0- 0	211	285	325	325	21	21	
TOTALS	RPI 1-25	RPI 26-50	W-L RECORDS	RPI 51-100	RPI 101-150	RPI 150+				
2- 27	0- 2	0- 0	OVERALL	0- 3	0- 3	2- 19				
2- 10	0- 0	0- 0	HOME	0- 0	0- 2	2- 8				
0- 16	0- 2	0- 0	AWAY	0- 3	0- 1	0- 10				
0- 1	0- 0	0- 0	NEUTRAL	0- 0	0- 0	0- 1				
1- 10	0- 2	0- 0	NON-CONFERENCE	0- 1	0- 0	1- 7				
1- 2	0- 0	0- 0	HOME	0- 0	0- 0	1- 2				
0- 7	0- 2	0- 0	AWAY	0- 1	0- 0	0- 4				
0- 1	0- 0	0- 0	NEUTRAL	0- 0	0- 0	0- 1				
1- 17	0- 0	0- 0	CONFERENCE	0- 2	0- 3	1- 12				
1- 8	0- 0	0- 0	HOME	0- 0	0- 2	1- 6				
0- 9	0- 0	0- 0	AWAY	0- 2	0- 1	0- 6				
0- 0	0- 0	0- 0	NEUTRAL	0- 0	0- 0	0- 0				

RPI S	Opponent	Score	RPI S	Opponent	Score	RPI S	Opponent	Score	RPI S	Opponent	Score	Team's RPI: 336
11	A St. John's (NY)	34 54				51	A Virginia	41 84	110	A LIU Brooklyn	41 72	
21	A Penn St.	42 103				68	A Sacred Heart	57 67	110	H LIU Brooklyn	60 67	
						75	A Quinnipiac	60 77	142	H Robert Morris	38 55	
									154	H Saint Francis (PA)	68 85	
									156	A Monmouth	42 65	
									156	H Monmouth	54 70	
									176	N Elon	57 60	
									182	H Lehigh	44 63	
									185	H New Hampshire	72 73	
									193	A Mt. St. Mary's	60 68	
									193	H Mt. St. Mary's	48 71	
									213	A Central Conn. St.	66 79	
									213	H Central Conn. St.	57 69	
									236	A Fairleigh Dickinson	49 86	
									236	H Fairleigh Dickinson	62 66	
									239	A Bryant	53 65	
									239	H Bryant	67 71	
									262	A Army	46 70	
									300	A Lafayette	55 66	
									306	A Colgate	59 71	
									324	A NJIT	65 68	
									326	A St. Francis (NY)	34 48	
									326	H St. Francis (NY)	49 45	
									338	H Columbia	66 54	
LAST 12 Division I GAMES:												
239	A Bryant	53 65	154	H Saint Francis (PA)	68 85							
213	A Central Conn. St.	66 79	142	H Robert Morris	38 55							
236	H Fairleigh Dickinson	62 66	68	A Sacred Heart	57 67							
156	H Monmouth	54 70	75	A Quinnipiac	60 77							
193	A Mt. St. Mary's	60 68	110	H LIU Brooklyn	60 67							
193	H Mt. St. Mary's	48 71	326	A St. Francis (NY)	34 48							

Non-Div I Games:

Wagner

■ Loss,
 ■ Non-Conf,
 ■ S Site,
 ■ H Home
 ■ A Away
 N Neutral

Wake Forest

Through Games Of Sunday, March 4, 2012

Average RPI Win:	182	WON-LOST	WINNING	LAST 12	STRENGTH OF	OPP. STRENGTH	TEAM	ADJ.	CONF.	ADJ CONF.
Average RPI Loss:	32	RECORD	PCT. RANK	GAMES	SCHEDULE	OF SCHEDULE	RPI	RPI	RPI	RPI
DIV. I ONLY	19- 13	119	7- 5	55	56	86	86	6	6	
DIV. I NON-CONF.	10- 3	49	0- 0	82	128	85	85	6	6	
TOTALS	RPI 1-25	RPI 26-50	W-L RECORDS	RPI 51-100	RPI 101-150	RPI 150+				
19- 13	1- 8	0- 1	OVERALL	3- 4	2- 0	13- 0				
12- 7	0- 3	0- 1	HOME	2- 3	2- 0	8- 0				
5- 5	0- 4	0- 0	AWAY	1- 1	0- 0	4- 0				
2- 1	1- 1	0- 0	NEUTRAL	0- 0	0- 0	1- 0				
10- 3	0- 1	0- 1	NON-CONFERENCE	1- 1	2- 0	7- 0				
8- 3	0- 1	0- 1	HOME	1- 1	2- 0	5- 0				
2- 0	0- 0	0- 0	AWAY	0- 0	0- 0	2- 0				
0- 0	0- 0	0- 0	NEUTRAL	0- 0	0- 0	0- 0				
9- 10	1- 7	0- 0	CONFERENCE	2- 3	0- 0	6- 0				
4- 4	0- 2	0- 0	HOME	1- 2	0- 0	3- 0				
3- 5	0- 4	0- 0	AWAY	1- 1	0- 0	2- 0				
2- 1	1- 1	0- 0	NEUTRAL	0- 0	0- 0	1- 0				

RPI 1-25				RPI 26-50				RPI 51-100 Team's RPI: 86				RPI 101+			
RPI	S	Opponent	Score	RPI	S	Opponent	Score	RPI	S	Opponent	Score	RPI	S	Opponent	Score
6	A	Maryland	58 86	47	H	Kansas	73 74	51	A	Virginia	55 61	121	H	Minnesota	82 65
6	N	Maryland	58 73					61	H	Howard	59 63	133	H	Coppin St.	80 58
7	H	Delaware	57 70					85	H	Davidson	68 66	156	H	Monmouth	88 54
10	A	Duke	43 75					88	A	North Carolina St.	70 57	179	A	Seton Hall	60 44
10	H	Duke	58 76					88	H	North Carolina St.	66 75	191	A	SMU	65 53
12	A	Miami (FL)	39 64					89	H	North Carolina	71 75	203	A	Boston College	73 60
12	N	Miami (FL)	81 74					99	H	Florida St.	65 55	203	H	Boston College	72 58
14	A	Georgia Tech	67 71									216	H	Md.-East. Shore	77 45
14	H	Georgia Tech	52 67									220	H	Virginia Tech	68 39
LAST 12 Division I GAMES:															
		6 N Maryland	58 73			14 H Georgia Tech	52 67								
		12 N Miami (FL)	81 74			88 A North Carolina St.	70 57								
		220 N Virginia Tech	80 74			99 H Florida St.	65 55								
		220 H Virginia Tech	68 39			203 A Boston College	73 60								
		51 A Virginia	55 61			10 A Duke	43 75								
		247 A Clemson	63 51			89 H North Carolina	71 75								

Non-Div I Games:

Wake Forest

■ Loss,
 ■ Non-Conf, S Site,
 ■ Home
 ■ Away
 N Neutral

Average RPI Win:	166	WON-LOST	WINNING	LAST 12	STRENGTH OF	OPP. STRENGTH	TEAM	ADJ.	CONF.	ADJ CONF.
Average RPI Loss:	70	RECORD	PCT. RANK	GAMES	SCHEDULE	OF SCHEDULE	RPI	RPI	RPI	RPI
DIV. I ONLY	16- 12	131	6- 6	79	73	98	98	4	4	
DIV. I NON-CONF.	8- 2	43	0- 0	179	301	87	87	5	5	
TOTALS	RPI 1-25	RPI 26-50	W-L RECORDS	RPI 51-100	RPI 101-150	RPI 150+				
16- 12	0- 1	1- 2	OVERALL	1- 6	5- 3	9- 0				
11- 5	0- 0	0- 1	HOME	1- 2	4- 2	6- 0				
5- 7	0- 1	1- 1	AWAY	0- 4	1- 1	3- 0				
0- 0	0- 0	0- 0	NEUTRAL	0- 0	0- 0	0- 0				
8- 2	0- 0	0- 0	NON-CONFERENCE	0- 1	1- 1	7- 0				
6- 1	0- 0	0- 0	HOME	0- 0	1- 1	5- 0				
2- 1	0- 0	0- 0	AWAY	0- 1	0- 0	2- 0				
0- 0	0- 0	0- 0	NEUTRAL	0- 0	0- 0	0- 0				
8- 10	0- 1	1- 2	CONFERENCE	1- 5	4- 2	2- 0				
5- 4	0- 0	0- 1	HOME	1- 2	3- 1	1- 0				
3- 6	0- 1	1- 1	AWAY	0- 3	1- 1	1- 0				
0- 0	0- 0	0- 0	NEUTRAL	0- 0	0- 0	0- 0				

RPI	S	Opponent	Score	RPI	S	Opponent	Score	RPI	S	Opponent	Score	RPI	S	Opponent	Score
2	A	Stanford	47 65	30	A	Southern California	67 61	56	A	UCLA	73 79	102	H	Utah	36 49
				30	H	Southern California	55 62	56	H	UCLA	67 59	118	H	Colorado	75 67
				31	A	California	47 71	67	A	Arizona St.	41 47	123	A	Oregon	86 88
								67	H	Arizona St.	53 57	123	H	Oregon	72 69
								70	A	Oregon St.	55 60	126	A	Washington St.	60 51
								70	H	Oregon St.	73 78	126	H	Washington St.	60 56
								95	A	San Diego St.	51 63	129	H	UC Davis	68 69
												138	H	Seattle	72 53
												163	H	Cal St. Northridge	73 67
												164	A	Arizona	68 59
												164	H	Arizona	77 48
												181	H	Portland	61 49
												189	A	UC Santa Barbara	46 37
												225	H	Southern U.	64 56
												258	H	Long Beach St.	80 46
												274	A	Idaho	66 49
												318	H	Houston	85 60
LAST 12 Division I GAMES:															
				56	H	UCLA	67 59	123	H	Oregon	72 69				
				30	H	Southern California	55 62	30	A	Southern California	67 61				
				126	H	Washington St.	60 56	56	A	UCLA	73 79				
				164	A	Arizona	68 59	67	H	Arizona St.	53 57				
				67	A	Arizona St.	41 47	164	H	Arizona	77 48				
				70	H	Oregon St.	73 78	2	A	Stanford	47 65				

Non-Div I Games:

Washington

■ Loss,
 ■ Non-Conf,
 S Site,
 ■ Home
 ■ Away
 N Neutral

Average RPI Win:	141	WON-LOST	WINNING	LAST 12	STRENGTH OF	OPP. STRENGTH	TEAM	ADJ.	CONF.	ADJ CONF.
Average RPI Loss:	61	RECORD	PCT. RANK	GAMES	SCHEDULE	OF SCHEDULE	RPI	RPI	RPI	RPI
DIV. I ONLY	11- 19	247	2- 10	21	50	126	126	4	4	
DIV. I NON-CONF.	6- 6	160	0- 0	18	52	80	80	5	5	
TOTALS	RPI 1-25	RPI 26-50	W-L RECORDS	RPI 51-100	RPI 101-150	RPI 150+				
11- 19	0- 4	0- 5	OVERALL	4- 7	3- 2	4- 1				
5- 8	0- 2	0- 1	HOME	2- 3	1- 2	2- 0				
3- 10	0- 2	0- 3	AWAY	1- 4	1- 0	1- 1				
3- 1	0- 0	0- 1	NEUTRAL	1- 0	1- 0	1- 0				
6- 6	0- 3	0- 2	NON-CONFERENCE	2- 1	1- 0	3- 0				
2- 2	0- 2	0- 0	HOME	1- 0	0- 0	1- 0				
1- 3	0- 1	0- 1	AWAY	0- 1	0- 0	1- 0				
3- 1	0- 0	0- 1	NEUTRAL	1- 0	1- 0	1- 0				
5- 13	0- 1	0- 3	CONFERENCE	2- 6	2- 2	1- 1				
3- 6	0- 0	0- 1	HOME	1- 3	1- 2	1- 0				
2- 7	0- 1	0- 2	AWAY	1- 3	1- 0	0- 1				
0- 0	0- 0	0- 0	NEUTRAL	0- 0	0- 0	0- 0				

RPI 1-25				RPI 26-50				RPI 51-100				RPI 101+ Team's RPI: 126			
RPI	S	Opponent	Score	RPI	S	Opponent	Score	RPI	S	Opponent	Score	RPI	S	Opponent	Score
2	A	Stanford	41 75	27	A	Ohio St.	57 79	56	A	UCLA	52 73	102	H	Utah	60 43
17	H	Gonzaga	69 71	30	A	Southern California	62 67	56	H	UCLA	76 65	118	H	Colorado	56 57
21	A	Penn St.	60 72	30	H	Southern California	54 65	64	A	South Dakota St.	58 63	123	A	Oregon	75 47
23	H	Louisville	71 75	31	A	California	55 60	67	A	Arizona St.	42 47	123	H	Oregon	62 67
				44	N	Michigan	39 69	67	H	Arizona St.	46 63	128	N	Marquette	65 52
								70	A	Oregon St.	61 54	164	A	Arizona	51 90
								70	H	Oregon St.	39 51	164	H	Arizona	78 68
								82	N	UNC Wilmington	72 60	167	A	Wisconsin	69 51
								95	H	San Diego St.	65 50	252	N	Prairie View	90 52
								98	A	Washington	56 60	310	H	UC Riverside	74 35
								98	H	Washington	51 60				
LAST 12 Division I GAMES:															
30	H	Southern California	54 65	70	H	Oregon St.	39 51								
56	H	UCLA	76 65	56	A	UCLA	52 73								
98	A	Washington	56 60	30	A	Southern California	62 67								
67	A	Arizona St.	42 47	164	H	Arizona	78 68								
164	A	Arizona	51 90	67	H	Arizona St.	46 63								
123	H	Oregon	62 67	31	A	California	55 60								

Non-Div I Games:

Washington St.

■ Loss,
■ Non-Conf,
■ S Site,
■ H Home
■ A Away
N Neutral

Average RPI Win:	283	WON-LOST	WINNING	LAST 12	STRENGTH OF	OPP. STRENGTH	TEAM	ADJ.	CONF.	ADJ CONF.
Average RPI Loss:	179	RECORD	PCT. RANK	GAMES	SCHEDULE	OF SCHEDULE	RPI	RPI	RPI	RPI
DIV. I ONLY	2- 27	337	0- 12	198	246	333	333	18	18	
DIV. I NON-CONF.	2- 11	309	0- 0	215	323	321	321	15	15	
TOTALS	RPI 1-25	RPI 26-50	W-L RECORDS	RPI 51-100	RPI 101-150	RPI 150+				
2- 27	0- 0	0- 1	OVERALL	0- 2	0- 8	2- 16				
2- 11	0- 0	0- 1	HOME	0- 1	0- 2	2- 7				
0- 14	0- 0	0- 0	AWAY	0- 1	0- 6	0- 7				
0- 2	0- 0	0- 0	NEUTRAL	0- 0	0- 0	0- 2				
2- 11	0- 0	0- 1	NON-CONFERENCE	0- 0	0- 4	2- 6				
2- 3	0- 0	0- 1	HOME	0- 0	0- 0	2- 2				
0- 6	0- 0	0- 0	AWAY	0- 0	0- 4	0- 2				
0- 2	0- 0	0- 0	NEUTRAL	0- 0	0- 0	0- 2				
0- 16	0- 0	0- 0	CONFERENCE	0- 2	0- 4	0- 10				
0- 8	0- 0	0- 0	HOME	0- 1	0- 2	0- 5				
0- 8	0- 0	0- 0	AWAY	0- 1	0- 2	0- 5				
0- 0	0- 0	0- 0	NEUTRAL	0- 0	0- 0	0- 0				

RPI S	Opponent	Score	RPI S	Opponent	Score	RPI S	Opponent	Score	RPI S	Opponent	Score	Team's RPI: 333
43	H BYU	67 84	71	A Idaho St.	53 65	102	A Utah	63 81				
			71	H Idaho St.	52 54	118	A Colorado	59 77				
						123	A Oregon	73 88				
						130	A Northern Colo.	57 70				
						130	H Northern Colo.	54 62				
						136	A Utah St.	63 73				
						145	A Montana St.	61 64				
						145	H Montana St.	55 84				
						152	A Eastern Wash.	45 78				
						152	H Eastern Wash.	60 72				
						169	A Montana	70 77				
						169	H Montana	52 62				
						184	A Portland St.	63 76				
						184	H Portland St.	56 66				
						222	N UC Irvine	54 57				
						227	N Nicholls St.	56 83				
						237	H Wyoming	68 76				
						241	A Boise St.	68 86				
						244	A Sacramento St.	60 78				
						244	H Sacramento St.	68 83				
						277	H San Jose St.	69 67				
						289	H CSU Bakersfield	85 72				
						293	A Northern Ariz.	58 71				
						293	H Northern Ariz.	82 85				
						304	A Utah Valley	59 63				
						304	H Utah Valley	65 72				
LAST 12 Division I GAMES:												
145	H Montana St.	55 84	130	A Northern Colo.	57 70							
130	H Northern Colo.	54 62	184	A Portland St.	63 76							
71	A Idaho St.	53 65	71	H Idaho St.	52 54							
169	H Montana	52 62	244	H Sacramento St.	68 83							
293	H Northern Ariz.	82 85	293	A Northern Ariz.	58 71							
152	A Eastern Wash.	45 78	169	A Montana	70 77							

Non-Div I Games:

Weber St.

■ Loss,
 ■ Non-Conf, S Site,
 ■ Home
 ■ Away
 N Neutral

West Virginia

Through Games Of Sunday, March 4, 2012

Average RPI Win:	139	WON-LOST	WINNING	LAST 12	STRENGTH OF	OPP. STRENGTH	TEAM	ADJ.	CONF.	ADJ CONF.
Average RPI Loss:	55	RECORD	PCT. RANK	GAMES	SCHEDULE	OF SCHEDULE	RPI	RPI	RPI	RPI
DIV. I ONLY	23- 8	40	9- 3	60	55	36	36	3	3	
DIV. I NON-CONF.	10- 3	49	0- 0	171	241	90	90	2	2	
TOTALS	RPI 1-25	RPI 26-50	W-L RECORDS	RPI 51-100	RPI 101-150	RPI 150+				
23- 8	3- 4	2- 1	OVERALL	5- 1	3- 1	10- 1				
14- 3	2- 2	1- 1	HOME	1- 0	2- 0	8- 0				
5- 5	1- 2	0- 0	AWAY	2- 1	1- 1	1- 1				
4- 0	0- 0	1- 0	NEUTRAL	2- 0	0- 0	1- 0				
10- 3	0- 1	0- 0	NON-CONFERENCE	2- 1	1- 0	7- 1				
8- 1	0- 1	0- 0	HOME	1- 0	1- 0	6- 0				
0- 2	0- 0	0- 0	AWAY	0- 1	0- 0	0- 1				
2- 0	0- 0	0- 0	NEUTRAL	1- 0	0- 0	1- 0				
13- 5	3- 3	2- 1	CONFERENCE	3- 0	2- 1	3- 0				
6- 2	2- 1	1- 1	HOME	0- 0	1- 0	2- 0				
5- 3	1- 2	0- 0	AWAY	2- 0	1- 1	1- 0				
2- 0	0- 0	1- 0	NEUTRAL	1- 0	0- 0	0- 0				

RPI	S	Opponent	Score	RPI	S	Opponent	Score	Team's RPI: 36	RPI	S	Opponent	Score	RPI	S	Opponent	Score
3	A	Notre Dame	65 63	29	H	Georgetown	54 64		56	N	UCLA	63 54	105	A	Cincinnati	66 62
5	A	Connecticut	60 79	29	N	Georgetown	39 32		73	H	Boston U.	78 53	125	A	Providence	48 51
11	A	St. John's (NY)	54 63	39	H	Villanova	61 56		77	A	Duquesne	55 61	128	H	Marquette	53 32
13	H	Rutgers	60 50						91	A	South Fla.	55 52	137	H	La Salle	63 52
15	H	St. Bonaventure	48 56						97	A	Syracuse	76 72	163	A	Cal St. Northridge	47 48
18	H	DePaul	63 77						97	N	Syracuse	63 48	168	N	Marshall	69 57
23	H	Louisville	66 50										176	H	Elon	84 36
LAST 12 Division I GAMES:																
				29	N	Georgetown	39 32		13	H	Rutgers	60 50				
				97	N	Syracuse	63 48		3	A	Notre Dame	65 63				
				199	H	Pittsburgh	60 42		23	H	Louisville	66 50				
				105	A	Cincinnati	66 62		91	A	South Fla.	55 52				
				11	A	St. John's (NY)	54 63		128	H	Marquette	53 32				
				18	H	DePaul	63 77		29	H	Georgetown	54 64				

Non-Div I Games:

West Virginia

■ Loss,
 ■ Non-Conf, S Site,
 ■ Home
 ■ Away
 N Neutral

Average RPI Win: 267	WON-LOST	WINNING	LAST 12	STRENGTH OF	OPP. STRENGTH	TEAM	ADJ.	CONF.	ADJ CONF.
Average RPI Loss: 144	RECORD	PCT. RANK	GAMES	SCHEDULE	OF SCHEDULE	RPI	RPI	RPI	RPI
DIV. I ONLY	14- 17	193	8- 4	270	256	232	232	14	14
DIV. I NON-CONF.	5- 4	134	0- 0	328	327	239	239	20	20
TOTALS	RPI 1-25	RPI 26-50	W-L RECORDS	RPI 51-100	RPI 101-150	RPI 150+			
14- 17	0- 0	0- 1	OVERALL	0- 7	1- 1	13- 8			
7- 7	0- 0	0- 0	HOME	0- 3	1- 0	6- 4			
6- 9	0- 0	0- 1	AWAY	0- 3	0- 1	6- 4			
1- 1	0- 0	0- 0	NEUTRAL	0- 1	0- 0	1- 0			
5- 4	0- 0	0- 1	NON-CONFERENCE	0- 0	0- 0	5- 3			
2- 2	0- 0	0- 0	HOME	0- 0	0- 0	2- 2			
3- 2	0- 0	0- 1	AWAY	0- 0	0- 0	3- 1			
0- 0	0- 0	0- 0	NEUTRAL	0- 0	0- 0	0- 0			
9- 13	0- 0	0- 0	CONFERENCE	0- 7	1- 1	8- 5			
5- 5	0- 0	0- 0	HOME	0- 3	1- 0	4- 2			
3- 7	0- 0	0- 0	AWAY	0- 3	0- 1	3- 3			
1- 1	0- 0	0- 0	NEUTRAL	0- 1	0- 0	1- 0			

RPI 1-25				RPI 26-50				RPI 51-100				RPI 101+				Team's RPI: 232	
RPI	S	Opponent	Score	RPI	S	Opponent	Score	RPI	S	Opponent	Score	RPI	S	Opponent	Score		
				28	A	Vanderbilt	36 81	59	A	Chattanooga	58 64	114	A	Samford	61 64		
								59	H	Chattanooga	40 54	114	H	Samford	52 44		
								66	A	Appalachian St.	39 58	176	A	Elon	46 73		
								66	H	Appalachian St.	46 82	176	H	Elon	45 51		
								66	N	Appalachian St.	43 61	180	A	Campbell	43 59		
								85	A	Davidson	45 58	198	A	Furman	51 48		
								85	H	Davidson	46 64	198	H	Furman	54 57		
												210	H	Charleston So.	69 65		
												212	A	Tennessee Tech	61 58		
												243	H	Georgia St.	59 64		
												259	A	Col. of Charleston	39 54		
												259	H	Col. of Charleston	59 45		
												281	A	Wofford	58 54		
												281	H	Wofford	69 60		
												291	A	S.C. Upstate	63 58		
												294	H	Coastal Caro.	56 66		
												302	A	Ga. Southern	40 41		
												302	H	Ga. Southern	55 46		
												302	N	Ga. Southern	61 56		
												309	A	UNC Greensboro	46 35		
												309	H	UNC Greensboro	62 29		
												335	H	UNC Asheville	65 53		
												341	A	N.C. Central	62 49		
LAST 12 Division I GAMES:																	
				66	N	Appalachian St.	43 61	198	A	Furman	51 48						
				302	N	Ga. Southern	61 56	281	A	Wofford	58 54						
				176	A	Elon	46 73	309	A	UNC Greensboro	46 35						
				302	H	Ga. Southern	55 46	259	H	Col. of Charleston	59 45						
				114	H	Samford	52 44	66	A	Appalachian St.	39 58						
				59	H	Chattanooga	40 54	281	H	Wofford	69 60						

Non-Div I Games:

Western Caro.

■ Loss,
■ Non-Conf, S Site,
■ Home
■ Away
N Neutral

Average RPI Win:	242	WON-LOST	WINNING	LAST 12	STRENGTH OF	OPP. STRENGTH	TEAM	ADJ.	CONF.	ADJ CONF.
Average RPI Loss:	145	RECORD	PCT. RANK	GAMES	SCHEDULE	OF SCHEDULE	RPI	RPI	RPI	RPI
DIV. I ONLY	9- 17	258	5- 6	176	175	234	234	19	19	
DIV. I NON-CONF.	1- 6	313	0- 0	135	90	251	251	11	11	
TOTALS	RPI 1-25	RPI 26-50	W-L RECORDS	RPI 51-100	RPI 101-150	RPI 150+				
9- 17	0- 0	0- 2	OVERALL	0- 4	2- 5	7- 6				
4- 6	0- 0	0- 0	HOME	0- 2	0- 2	4- 2				
4- 11	0- 0	0- 2	AWAY	0- 2	1- 3	3- 4				
1- 0	0- 0	0- 0	NEUTRAL	0- 0	1- 0	0- 0				
1- 6	0- 0	0- 2	NON-CONFERENCE	0- 0	0- 2	1- 2				
0- 1	0- 0	0- 0	HOME	0- 0	0- 0	0- 1				
1- 5	0- 0	0- 2	AWAY	0- 0	0- 2	1- 1				
0- 0	0- 0	0- 0	NEUTRAL	0- 0	0- 0	0- 0				
8- 11	0- 0	0- 0	CONFERENCE	0- 4	2- 3	6- 4				
4- 5	0- 0	0- 0	HOME	0- 2	0- 2	4- 1				
3- 6	0- 0	0- 0	AWAY	0- 2	1- 1	2- 3				
1- 0	0- 0	0- 0	NEUTRAL	0- 0	1- 0	0- 0				

RPI S	Opponent	Score	RPI S	Opponent	Score	RPI S	Opponent	Score	RPI S	Opponent	Score	Team's RPI: 234
28	A Vanderbilt	51 95	64	A South Dakota St.	61 101	113	A Oral Roberts	69 84				
40	A Iowa	45 98	64	H South Dakota St.	56 82	113	H Oral Roberts	66 78				
			87	A South Dakota	57 78	113	N Oral Roberts	83 71				
			87	H South Dakota	47 62	116	A Eastern Ill.	55 88				
						144	A Bradley	64 93				
						148	A UMKC	66 63				
						148	H UMKC	69 84				
						206	A Northern Ill.	84 91				
						235	A Oakland	71 75				
						235	H Oakland	86 53				
						238	H Milwaukee	66 79				
						253	A North Dakota St.	53 73				
						253	H North Dakota St.	68 65				
						254	A IUPUI	65 60				
						254	H IUPUI	64 68				
						276	A Valparaiso	67 55				
						283	A IPFW	54 73				
						283	H IPFW	81 75				
						308	A Southern Utah	76 70				
						308	H Southern Utah	82 70				
LAST 12 Division I GAMES:												
113	N Oral Roberts	83 71	113	A Oral Roberts	69 84							
64	A South Dakota St.	61 101	283	H IPFW	81 75							
253	A North Dakota St.	53 73	235	H Oakland	86 53							
87	H South Dakota	47 62	254	H IUPUI	64 68							
148	H UMKC	69 84	148	A UMKC	66 63							
308	A Southern Utah	76 70	87	A South Dakota	57 78							

Non-Div I Games: Hannibal-La Grange 87 65 Neb. Omaha 58 65 William Woods 73 52 Neb. Omaha 70 59
Western Ill.

Average RPI Win:	227	WON-LOST	WINNING	LAST 12	STRENGTH OF	OPP. STRENGTH	TEAM	ADJ.	CONF.	ADJ CONF.
Average RPI Loss:	123	RECORD	PCT. RANK	GAMES	SCHEDULE	OF SCHEDULE	RPI	RPI	RPI	RPI
DIV. I ONLY	9- 21	274	3- 9	76	182	226	226	17	17	
DIV. I NON-CONF.	3- 9	275	0- 0	24	173	187	187	16	16	
TOTALS	RPI 1-25	RPI 26-50	W-L RECORDS	RPI 51-100	RPI 101-150	RPI 150+				
9- 21	0- 1	0- 3	OVERALL	0- 4	2- 5	7- 8				
6- 7	0- 1	0- 1	HOME	0- 1	1- 1	5- 3				
1- 13	0- 0	0- 1	AWAY	0- 3	0- 4	1- 5				
2- 1	0- 0	0- 1	NEUTRAL	0- 0	1- 0	1- 0				
3- 9	0- 1	0- 0	NON-CONFERENCE	0- 4	1- 2	2- 2				
2- 3	0- 1	0- 0	HOME	0- 1	0- 0	2- 1				
0- 6	0- 0	0- 0	AWAY	0- 3	0- 2	0- 1				
1- 0	0- 0	0- 0	NEUTRAL	0- 0	1- 0	0- 0				
6- 12	0- 0	0- 3	CONFERENCE	0- 0	1- 3	5- 6				
4- 4	0- 0	0- 1	HOME	0- 0	1- 1	3- 2				
1- 7	0- 0	0- 1	AWAY	0- 0	0- 2	1- 4				
1- 1	0- 0	0- 1	NEUTRAL	0- 0	0- 0	1- 0				

RPI 1-25				RPI 26-50				RPI 51-100				RPI 101+				Team's RPI: 226	
RPI	S	Opponent	Score	RPI	S	Opponent	Score	RPI	S	Opponent	Score	RPI	S	Opponent	Score		
10	H	Duke	54 80	37	A	Middle Tenn.	64 67	60	A	Bowling Green	62 86	103	A	UAB	36 58		
				37	H	Middle Tenn.	62 77	69	A	Texas Tech	38 75	111	H	UALR	50 61		
				37	N	Middle Tenn.	57 65	93	A	Illinois St.	45 71	114	N	Samford	58 57		
								96	H	Towson	62 67	117	A	Northwestern	57 71		
												131	A	Denver	62 69		
												135	A	FIU	56 60		
												135	H	FIU	65 48		
												157	H	Wright St.	66 86		
												158	A	Fla. Atlantic	58 60		
												158	H	Fla. Atlantic	71 60		
												173	A	South Ala.	33 70		
												173	H	South Ala.	52 56		
												194	H	Louisiana Tech	69 54		
												204	A	North Texas	42 50		
												212	A	Tennessee Tech	59 69		
												212	H	Tennessee Tech	71 58		
												223	H	Arkansas St.	53 56		
												251	A	La.-Monroe	49 53		
												251	N	La.-Monroe	66 50		
												303	H	La.-Lafayette	49 45		
												337	A	Troy	59 36		
												337	H	Troy	64 38		
LAST 12 Division I GAMES:																	
				37	N	Middle Tenn.	57 65	337	A	Troy	59 36						
				251	N	La.-Monroe	66 50	37	A	Middle Tenn.	64 67						
				37	H	Middle Tenn.	62 77	173	H	South Ala.	52 56						
				223	H	Arkansas St.	53 56	135	A	FIU	56 60						
				173	A	South Ala.	33 70	158	A	Fla. Atlantic	58 60						
				158	H	Fla. Atlantic	71 60	111	H	UALR	50 61						

Non-Div I Games:

Western Ky.

Average RPI Win:	241	WON-LOST	WINNING	LAST 12	STRENGTH OF	OPP. STRENGTH	TEAM	ADJ.	CONF.	ADJ CONF.
Average RPI Loss:	163	RECORD	PCT. RANK	GAMES	SCHEDULE	OF SCHEDULE	RPI	RPI	RPI	RPI
DIV. I ONLY	8- 22	291	3- 9	211	177	290	290	12	12	
DIV. I NON-CONF.	3- 10	283	0- 0	276	239	316	316	13	13	
TOTALS	RPI 1-25	RPI 26-50	W-L RECORDS	RPI 51-100	RPI 101-150	RPI 150+				
8- 22	0- 0	0- 2	OVERALL	1- 6	0- 2	7- 12				
5- 9	0- 0	0- 1	HOME	1- 1	0- 1	4- 6				
2- 13	0- 0	0- 1	AWAY	0- 5	0- 1	2- 5				
1- 0	0- 0	0- 0	NEUTRAL	0- 0	0- 0	1- 0				
3- 10	0- 0	0- 2	NON-CONFERENCE	0- 1	0- 2	3- 5				
2- 4	0- 0	0- 1	HOME	0- 0	0- 1	2- 2				
0- 6	0- 0	0- 1	AWAY	0- 1	0- 1	0- 3				
1- 0	0- 0	0- 0	NEUTRAL	0- 0	0- 0	1- 0				
5- 12	0- 0	0- 0	CONFERENCE	1- 5	0- 0	4- 7				
3- 5	0- 0	0- 0	HOME	1- 1	0- 0	2- 4				
2- 7	0- 0	0- 0	AWAY	0- 4	0- 0	2- 3				
0- 0	0- 0	0- 0	NEUTRAL	0- 0	0- 0	0- 0				

RPI 1-25			RPI 26-50			RPI 51-100			RPI 101+			Team's RPI: 290			
RPI	S	Opponent	Score	RPI	S	Opponent	Score	RPI	S	Opponent	Score	RPI	S	Opponent	Score
46	H	Temple	52 64	47	A	Kansas	64 76	60	A	Bowling Green	56 67	108	H	Detroit	64 73
								62	A	Michigan St.	45 80	122	A	American	52 77
								65	A	Eastern Mich.	59 84	162	A	Central Mich.	85 93
								65	H	Eastern Mich.	56 83	162	H	Central Mich.	53 66
								76	A	Toledo	50 76	202	A	Akron	67 81
								76	H	Toledo	70 67	206	A	Northern Ill.	66 64
								90	A	Miami (OH)	67 82	206	A	Northern Ill.	51 68
												206	H	Northern Ill.	41 53
												230	H	Buffalo	102 92
												238	H	Milwaukee	69 63
												246	A	Youngstown St.	55 80
												248	H	Ohio	59 72
												258	A	Long Beach St.	56 76
												265	H	Cleveland St.	66 72
												267	H	Eastern Ky.	60 71
												270	A	Ball St.	67 65
												270	H	Ball St.	76 64
												295	H	Kent St.	61 67
												313	N	Texas-Arlington	67 63
												323	H	Southeast Mo. St.	67 34
												331	A	Chicago St.	65 70
LAST 12 Division I GAMES:															
206	A	Northern Ill.	51 68	202	A	Akron	67 81								
206	A	Northern Ill.	66 64	60	A	Bowling Green	56 67								
162	H	Central Mich.	53 66	230	H	Buffalo	102 92								
270	A	Ball St.	67 65	248	H	Ohio	59 72								
76	A	Toledo	50 76	295	H	Kent St.	61 67								
65	H	Eastern Mich.	56 83	90	A	Miami (OH)	67 82								

Non-Div I Games:

Western Mich.

■ Loss,
■ Non-Conf,
■ S Site,
■ H Home
■ A Away
N Neutral

Average RPI Win:	207	WON-LOST	WINNING	LAST 12	STRENGTH OF	OPP. STRENGTH	TEAM	ADJ.	CONF.	ADJ CONF.
Average RPI Loss:	99	RECORD	PCT. RANK	GAMES	SCHEDULE	OF SCHEDULE	RPI	RPI	RPI	RPI
DIV. I ONLY	18- 11	97	6- 6	172	107	109	109	10	10	
DIV. I NON-CONF.	6- 5	139	0- 0	267	127	180	180	10	10	
TOTALS	RPI 1-25	RPI 26-50	W-L RECORDS	RPI 51-100	RPI 101-150	RPI 150+				
18- 11	0- 2	0- 0	OVERALL	2- 4	4- 3	12- 2				
10- 4	0- 1	0- 0	HOME	2- 1	2- 1	6- 1				
7- 7	0- 1	0- 0	AWAY	0- 3	2- 2	5- 1				
1- 0	0- 0	0- 0	NEUTRAL	0- 0	0- 0	1- 0				
6- 5	0- 2	0- 0	NON-CONFERENCE	0- 0	0- 1	6- 2				
3- 2	0- 1	0- 0	HOME	0- 0	0- 0	3- 1				
2- 3	0- 1	0- 0	AWAY	0- 0	0- 1	2- 1				
1- 0	0- 0	0- 0	NEUTRAL	0- 0	0- 0	1- 0				
12- 6	0- 0	0- 0	CONFERENCE	2- 4	4- 2	6- 0				
7- 2	0- 0	0- 0	HOME	2- 1	2- 1	3- 0				
5- 4	0- 0	0- 0	AWAY	0- 3	2- 1	3- 0				
0- 0	0- 0	0- 0	NEUTRAL	0- 0	0- 0	0- 0				

RPI 1-25				RPI 26-50				RPI 51-100				RPI 101+ Team's RPI: 109			
RPI	S	Opponent	Score	RPI	S	Opponent	Score	RPI	S	Opponent	Score	RPI	S	Opponent	Score
19	A	Kansas St.	34 60					53	A	Missouri St.	67 85	127	A	Indiana St.	51 63
20	H	LSU	56 64					53	H	Missouri St.	53 51	127	H	Indiana St.	74 63
								84	A	Creighton	59 61	129	A	UC Davis	47 62
								84	H	Creighton	65 58	144	A	Bradley	71 58
								93	A	Illinois St.	62 68	144	H	Bradley	46 56
								93	H	Illinois St.	59 68	146	A	UNI	67 40
												146	H	UNI	75 53
												153	A	Drake	74 56
												153	H	Drake	63 41
												162	H	Central Mich.	49 58
												164	A	Arizona	60 74
												177	H	Winthrop	71 69
												191	H	SMU	63 43
												258	A	Long Beach St.	73 64
												271	A	Southern Ill.	78 68
												271	H	Southern Ill.	74 46
												299	A	UTSA	69 56
												307	A	Evansville	57 51
												307	H	Evansville	69 43
												313	N	Texas-Arlington	90 64
												329	H	Northwestern St.	77 49
LAST 12 Division I GAMES:															
146	H	UNI	75 53	53	A	Missouri St.	67 85								
144	H	Bradley	46 56	153	A	Drake	74 56								
127	A	Indiana St.	51 63	84	A	Creighton	59 61								
93	A	Illinois St.	62 68	127	H	Indiana St.	74 63								
307	H	Evansville	69 43	93	H	Illinois St.	59 68								
271	H	Southern Ill.	74 46	271	A	Southern Ill.	78 68								

Non-Div I Games:

Wichita St.

■ Loss,
■ Non-Conf, S Site,
■ Home
■ Away
N Neutral

William & Mary

Through Games Of Sunday, March 4, 2012

Average RPI Win:	215	WON-LOST	WINNING	LAST 12	STRENGTH OF	OPP. STRENGTH	TEAM	ADJ.	CONF.	ADJ CONF.
Average RPI Loss:	105	RECORD	PCT. RANK	GAMES	SCHEDULE	OF SCHEDULE	RPI	RPI	RPI	RPI
DIV. I ONLY	9- 19	265	2- 10	116	95	219	219	7	7	
DIV. I NON-CONF.	6- 4	117	0- 0	289	247	184	184	7	7	
TOTALS	RPI 1-25	RPI 26-50	W-L RECORDS	RPI 51-100	RPI 101-150	RPI 150+				
9- 19	0- 2	0- 2	OVERALL	0- 8	1- 2	8- 5				
5- 9	0- 1	0- 1	HOME	0- 4	0- 1	5- 2				
4- 10	0- 1	0- 1	AWAY	0- 4	1- 1	3- 3				
0- 0	0- 0	0- 0	NEUTRAL	0- 0	0- 0	0- 0				
6- 4	0- 0	0- 1	NON-CONFERENCE	0- 0	0- 1	6- 2				
3- 2	0- 0	0- 0	HOME	0- 0	0- 0	3- 2				
3- 2	0- 0	0- 1	AWAY	0- 0	0- 1	3- 0				
0- 0	0- 0	0- 0	NEUTRAL	0- 0	0- 0	0- 0				
3- 15	0- 2	0- 1	CONFERENCE	0- 8	1- 1	2- 3				
2- 7	0- 1	0- 1	HOME	0- 4	0- 1	2- 0				
1- 8	0- 1	0- 0	AWAY	0- 4	1- 0	0- 3				
0- 0	0- 0	0- 0	NEUTRAL	0- 0	0- 0	0- 0				

RPI 1-25				RPI 26-50				RPI 51-100				RPI 101+ Team's RPI: 219			
RPI	S	Opponent	Score	RPI	S	Opponent	Score	RPI	S	Opponent	Score	RPI	S	Opponent	Score
7	A	Delaware	57 73	33	H	James Madison	40 50	57	A	Hofstra	75 82	106	A	VCU	66 63
7	H	Delaware	53 79	49	A	Richmond	57 77	57	H	Hofstra	97 100	106	H	VCU	80 83
								79	A	Drexel	43 72	110	A	LIU Brooklyn	69 78
								79	H	Drexel	59 78	171	A	George Mason	70 82
								82	A	UNC Wilmington	77 80	171	H	George Mason	76 66
								82	H	UNC Wilmington	71 78	179	A	Seton Hall	61 54
								96	A	Towson	75 77	190	A	Northeastern	71 82
								96	H	Towson	50 56	196	H	Old Dominion	83 80
												206	H	Navy	58 61
												220	A	Virginia Tech	78 59
												240	H	George Washington	66 74
												243	A	Georgia St.	62 74
												257	H	Cornell	85 54
												261	H	N.C. A&T	74 68
												266	A	Norfolk St.	79 76
												279	H	Longwood	76 43
LAST 12 Division I GAMES:															
		7	H	Delaware	53	79				96	H	Towson	50	56	
		243	A	Georgia St.	62	74				82	A	UNC Wilmington	77	80	
		79	A	Drexel	43	72				57	A	Hofstra	75	82	
		82	H	UNC Wilmington	71	78				190	A	Northeastern	71	82	
		106	A	VCU	66	63				196	H	Old Dominion	83	80	
		79	H	Drexel	59	78				33	H	James Madison	40	50	

Non-Div I Games: Elizabeth City St. 81 70

William & Mary

Loss, Non-Conf, S Site, H Home A Away N Neutral

Winthrop

Through Games Of Sunday, March 4, 2012

Average RPI Win:	256	WON-LOST	WINNING	LAST 12	STRENGTH OF	OPP. STRENGTH	TEAM	ADJ.	CONF.	ADJ CONF.
Average RPI Loss:	161	RECORD	PCT. RANK	GAMES	SCHEDULE	OF SCHEDULE	RPI	RPI	RPI	RPI
DIV. I ONLY	17- 12	124	8- 4	288	310	177	177	27	27	
DIV. I NON-CONF.	6- 6	160	0- 0	280	303	228	228	28	28	
TOTALS	RPI 1-25	RPI 26-50	W-L RECORDS	RPI 51-100	RPI 101-150	RPI 150+				
17- 12	0- 0	0- 0	OVERALL	0- 1	1- 5	16- 6				
9- 5	0- 0	0- 0	HOME	0- 0	1- 3	8- 2				
8- 7	0- 0	0- 0	AWAY	0- 1	0- 2	8- 4				
0- 0	0- 0	0- 0	NEUTRAL	0- 0	0- 0	0- 0				
6- 6	0- 0	0- 0	NON-CONFERENCE	0- 1	0- 4	6- 1				
3- 3	0- 0	0- 0	HOME	0- 0	0- 3	3- 0				
3- 3	0- 0	0- 0	AWAY	0- 1	0- 1	3- 1				
0- 0	0- 0	0- 0	NEUTRAL	0- 0	0- 0	0- 0				
11- 6	0- 0	0- 0	CONFERENCE	0- 0	1- 1	10- 5				
6- 2	0- 0	0- 0	HOME	0- 0	1- 0	5- 2				
5- 4	0- 0	0- 0	AWAY	0- 0	0- 1	5- 3				
0- 0	0- 0	0- 0	NEUTRAL	0- 0	0- 0	0- 0				

RPI 1-25				RPI 26-50				RPI 51-100				RPI 101+				Team's RPI: 177	
RPI	S	Opponent	Score	RPI	S	Opponent	Score	RPI	S	Opponent	Score	RPI	S	Opponent	Score		
								85	A	Davidson	65	80	106	H	VCU	52	69
												107	A	Liberty	49	74	
												107	H	Liberty	71	69	
												109	A	Wichita St.	69	71	
												120	H	Stetson	72	74	
												144	H	Bradley	61	71	
												155	A	High Point	50	81	
												155	H	High Point	53	58	
												156	A	Monmouth	88	54	
												180	A	Campbell	67	66	
												180	H	Campbell	83	73	
												197	A	Fordham	53	76	
												210	A	Charleston So.	78	83	
												210	H	Charleston So.	81	75	
												215	H	Niagara	82	47	
												229	A	Radford	66	64	
												229	H	Radford	67	56	
												249	A	Presbyterian	70	62	
												249	H	Presbyterian	60	63	
												282	H	South Carolina St.	67	59	
												294	A	Coastal Caro.	54	58	
												322	A	Gardner-Webb	65	55	
												322	H	Gardner-Webb	86	48	
												325	A	Mercer	88	74	
												335	A	UNC Asheville	79	68	
												335	H	UNC Asheville	84	68	
LAST 12 Division I GAMES:																	
210	H	Charleston So.	81	75	322	A	Gardner-Webb	65	55								
155	A	High Point	50	81	249	H	Presbyterian	60	63								
180	A	Campbell	67	66	180	H	Campbell	83	73								
229	H	Radford	67	56	155	H	High Point	53	58								
107	H	Liberty	71	69	107	A	Liberty	49	74								
335	A	UNC Asheville	79	68	229	A	Radford	66	64								

Non-Div I Games:

Winthrop

■ Loss,
■ Non-Conf,
■ S Site,
■ H Home
■ A Away
N Neutral

RPI	S	Opponent	Score	
337	A	Troy	80	66
341	H	N.C. Central	79	40

W
i
n
t
h
r
o
p

W
i
n
t
h
r
o
p

Winthrop

Average RPI Win:	147	WON-LOST	WINNING	LAST 12	STRENGTH OF	OPP. STRENGTH	TEAM	ADJ.	CONF.	ADJ CONF.
Average RPI Loss:	70	RECORD	PCT. RANK	GAMES	SCHEDULE	OF SCHEDULE	RPI	RPI	RPI	RPI
DIV. I ONLY	9- 20	268	4- 8	39	41	167	167	5	5	
DIV. I NON-CONF.	4- 8	239	0- 0	94	31	197	197	4	4	
TOTALS	RPI 1-25	RPI 26-50	W-L RECORDS	RPI 51-100	RPI 101-150	RPI 150+				
9- 20	0- 4	1- 8	OVERALL	0- 1	5- 5	3- 2				
5- 9	0- 2	1- 3	HOME	0- 1	2- 2	2- 1				
3- 10	0- 2	0- 5	AWAY	0- 0	2- 2	1- 1				
1- 1	0- 0	0- 0	NEUTRAL	0- 0	1- 1	0- 0				
4- 8	0- 1	0- 2	NON-CONFERENCE	0- 0	1- 4	3- 1				
2- 4	0- 1	0- 0	HOME	0- 0	0- 2	2- 1				
1- 4	0- 0	0- 2	AWAY	0- 0	0- 2	1- 0				
1- 0	0- 0	0- 0	NEUTRAL	0- 0	1- 0	0- 0				
5- 12	0- 3	1- 6	CONFERENCE	0- 1	4- 1	0- 1				
3- 5	0- 1	1- 3	HOME	0- 1	2- 0	0- 0				
2- 6	0- 2	0- 3	AWAY	0- 0	2- 0	0- 1				
0- 1	0- 0	0- 0	NEUTRAL	0- 0	0- 1	0- 0				

RPI 1-25				RPI 26-50				RPI 51-100				RPI 101+ Team's RPI: 167			
RPI	S	Opponent	Score	RPI	S	Opponent	Score	RPI	S	Opponent	Score	RPI	S	Opponent	Score
16	A	Purdue	52 63	27	A	Ohio St.	58 72	62	H	Michigan St.	46 62	112	A	Illinois	70 67
21	A	Penn St.	54 69	27	H	Ohio St.	61 77					112	H	Illinois	72 60
21	H	Penn St.	49 82	32	A	Nebraska	59 68					113	H	Oral Roberts	63 80
25	H	Green Bay	49 65	32	H	Nebraska	69 75					117	H	Northwestern	75 55
				40	A	Iowa	57 69					118	A	Colorado	48 58
				40	H	Iowa	79 85					121	A	Minnesota	78 72
				43	A	BYU	59 77					121	N	Minnesota	49 81
				44	H	Michigan	66 60					126	H	Washington St.	51 69
				47	A	Kansas	44 73					128	A	Marquette	52 54
LAST 12 Division I GAMES:															
121	N	Minnesota	49 81	27	A	Ohio St.	58 72					145	N	Montana St.	71 61
112	H	Illinois	72 60	40	H	Iowa	79 85					153	H	Drake	54 65
214	A	Indiana	60 62	44	H	Michigan	66 60					203	H	Boston College	58 50
32	A	Nebraska	59 68	121	A	Minnesota	78 72					214	A	Indiana	60 62
62	H	Michigan St.	46 62	117	H	Northwestern	75 55					233	H	Saint Louis	48 46
21	A	Penn St.	54 69	40	A	Iowa	57 69					238	A	Milwaukee	68 51

Non-Div I Games:

Wisconsin

■ Loss,
 ■ Non-Conf,
 ■ S Site,
 ■ H Home
 ■ A Away
 N Neutral

Average RPI Win:	257	WON-LOST	WINNING	LAST 12	STRENGTH OF	OPP. STRENGTH	TEAM	ADJ.	CONF.	ADJ CONF.
Average RPI Loss:	166	RECORD	PCT. RANK	GAMES	SCHEDULE	OF SCHEDULE	RPI	RPI	RPI	RPI
DIV. I ONLY	11- 18	240	4- 8	307	250	281	281	14	14	
DIV. I NON-CONF.	5- 2	80	0- 0	340	342	229	229	20	20	
TOTALS	RPI 1-25	RPI 26-50	W-L RECORDS	RPI 51-100	RPI 101-150	RPI 150+				
11- 18	0- 0	0- 0	OVERALL	1- 6	1- 1	9- 11				
7- 6	0- 0	0- 0	HOME	1- 2	1- 0	5- 4				
3- 10	0- 0	0- 0	AWAY	0- 3	0- 1	3- 6				
1- 2	0- 0	0- 0	NEUTRAL	0- 1	0- 0	1- 1				
5- 2	0- 0	0- 0	NON-CONFERENCE	0- 0	0- 0	5- 2				
3- 0	0- 0	0- 0	HOME	0- 0	0- 0	3- 0				
2- 1	0- 0	0- 0	AWAY	0- 0	0- 0	2- 1				
0- 1	0- 0	0- 0	NEUTRAL	0- 0	0- 0	0- 1				
6- 16	0- 0	0- 0	CONFERENCE	1- 6	1- 1	4- 9				
4- 6	0- 0	0- 0	HOME	1- 2	1- 0	2- 4				
1- 9	0- 0	0- 0	AWAY	0- 3	0- 1	1- 5				
1- 1	0- 0	0- 0	NEUTRAL	0- 1	0- 0	1- 0				

RPI 1-25			RPI 26-50			RPI 51-100			RPI 101+			Team's RPI: 281			
RPI	S	Opponent	Score	RPI	S	Opponent	Score	RPI	S	Opponent	Score				
								59	A	Chattanooga	67 74	114	A	Samford	59 82
								59	H	Chattanooga	39 51	114	H	Samford	73 59
								66	A	Appalachian St.	46 75	176	A	Elon	59 72
								66	H	Appalachian St.	58 59	176	H	Elon	68 74
								85	A	Davidson	39 63	196	A	Old Dominion	58 70
								85	H	Davidson	63 59	198	A	Furman	66 76
								85	N	Davidson	58 69	198	H	Furman	53 72
												229	N	Radford	46 63
												232	A	Western Caro.	60 69
												232	H	Western Caro.	54 58
												259	A	Col. of Charleston	44 49
												259	H	Col. of Charleston	55 56
												259	N	Col. of Charleston	64 53
												260	A	Kennesaw St.	66 62
												261	H	N.C. A&T	68 61
												266	H	Norfolk St.	50 45
												302	A	Ga. Southern	48 56
												302	H	Ga. Southern	70 55
												309	A	UNC Greensboro	65 57
												309	H	UNC Greensboro	62 47
												322	A	Gardner-Webb	58 50
												341	H	N.C. Central	73 58
LAST 12 Division I GAMES:															
				85	N	Davidson	58 69		232	H	Western Caro.	54 58			
				259	N	Col. of Charleston	64 53		66	A	Appalachian St.	46 75			
				309	A	UNC Greensboro	65 57		114	H	Samford	73 59			
				176	A	Elon	59 72		59	H	Chattanooga	39 51			
				198	H	Furman	53 72		302	H	Ga. Southern	70 55			
				85	A	Davidson	39 63		232	A	Western Caro.	60 69			

Non-Div I Games: Southern Va. 87 51 Bluefield Col. 60 40

Wofford

■ Loss,
 ■ Non-Conf,
 ■ S Site,
 ■ Home
 ■ A Away
 N Neutral

Average RPI Win:	239	WON-LOST	WINNING	LAST 12	STRENGTH OF	OPP. STRENGTH	TEAM	ADJ.	CONF.	ADJ CONF.
Average RPI Loss:	141	RECORD	PCT. RANK	GAMES	SCHEDULE	OF SCHEDULE	RPI	RPI	RPI	RPI
DIV. I ONLY	19- 11	92	7- 5	291	156	157	157	13	13	
DIV. I NON-CONF.	7- 5	122	0- 0	329	151	213	213	17	17	
TOTALS	RPI 1-25	RPI 26-50	W-L RECORDS	RPI 51-100	RPI 101-150	RPI 150+				
19- 11	0- 2	0- 1	OVERALL	0- 1	1- 2	18- 5				
12- 3	0- 1	0- 0	HOME	0- 0	1- 0	11- 2				
7- 8	0- 1	0- 1	AWAY	0- 1	0- 2	7- 3				
0- 0	0- 0	0- 0	NEUTRAL	0- 0	0- 0	0- 0				
7- 5	0- 0	0- 1	NON-CONFERENCE	0- 1	0- 1	7- 2				
5- 1	0- 0	0- 0	HOME	0- 0	0- 0	5- 1				
2- 4	0- 0	0- 1	AWAY	0- 1	0- 1	2- 1				
0- 0	0- 0	0- 0	NEUTRAL	0- 0	0- 0	0- 0				
12- 6	0- 2	0- 0	CONFERENCE	0- 0	1- 1	11- 3				
7- 2	0- 1	0- 0	HOME	0- 0	1- 0	6- 1				
5- 4	0- 1	0- 0	AWAY	0- 0	0- 1	5- 2				
0- 0	0- 0	0- 0	NEUTRAL	0- 0	0- 0	0- 0				

RPI 1-25				RPI 26-50				RPI 51-100				RPI 101+ Team's RPI: 157			
RPI	S	Opponent	Score	RPI	S	Opponent	Score	RPI	S	Opponent	Score	RPI	S	Opponent	Score
25	A	Green Bay	59 64	38	A	Dayton	69 77	90	A	Miami (OH)	63 70	108	A	Detroit	64 75
25	H	Green Bay	50 68									108	H	Detroit	91 82
												115	A	Missouri	62 92
												161	A	Ill.-Chicago	62 60
												161	H	Ill.-Chicago	80 70
												162	H	Central Mich.	60 65
												201	A	Butler	66 81
												201	H	Butler	48 47
												217	A	Loyola Chicago	64 62
												217	H	Loyola Chicago	66 74
												226	A	Western Ky.	86 66
												230	A	Buffalo	81 54
												238	A	Milwaukee	64 52
												238	H	Milwaukee	75 72
												246	A	Youngstown St.	71 66
												246	H	Youngstown St.	84 62
												265	A	Cleveland St.	64 54
												265	H	Cleveland St.	100 73
												270	H	Ball St.	74 55
												271	H	Southern Ill.	61 59
												276	A	Valparaiso	60 70
												276	H	Valparaiso	58 42
												279	H	Longwood	77 44
												297	A	Morehead St.	63 78
												315	H	Delaware St.	57 53
												323	H	Southeast Mo. St.	74 53
LAST 12 Division I GAMES:															
201	A	Butler	66 81	238	A	Milwaukee	64 52								
276	A	Valparaiso	60 70	217	H	Loyola Chicago	66 74								
265	H	Cleveland St.	100 73	161	H	Ill.-Chicago	80 70								
246	H	Youngstown St.	84 62	246	A	Youngstown St.	71 66								
108	H	Detroit	91 82	265	A	Cleveland St.	64 54								
25	A	Green Bay	59 64	108	A	Detroit	64 75								

Non-Div I Games:

Wright St.

■ Loss,
 ■ Non-Conf, S Site,
 ■ Home
 ■ Away
 N Neutral

Wyoming

Through Games Of Sunday, March 4, 2012

Average RPI Win:	242	WON-LOST	WINNING	LAST 12	STRENGTH OF	OPP. STRENGTH	TEAM	ADJ.	CONF.	ADJ CONF.
Average RPI Loss:	157	RECORD	PCT. RANK	GAMES	SCHEDULE	OF SCHEDULE	RPI	RPI	RPI	RPI
DIV. I ONLY	9- 16	251	6- 6	155	258	237	237	23	23	
DIV. I NON-CONF.	2- 9	299	0- 0	163	237	294	294	23	23	
TOTALS	RPI 1-25	RPI 26-50	W-L RECORDS	RPI 51-100	RPI 101-150	RPI 150+				
9- 16	0- 0	0- 0	OVERALL	0- 5	1- 4	8- 7				
5- 7	0- 0	0- 0	HOME	0- 3	0- 2	5- 2				
4- 8	0- 0	0- 0	AWAY	0- 2	1- 1	3- 5				
0- 1	0- 0	0- 0	NEUTRAL	0- 0	0- 1	0- 0				
2- 9	0- 0	0- 0	NON-CONFERENCE	0- 3	0- 3	2- 3				
1- 4	0- 0	0- 0	HOME	0- 2	0- 1	1- 1				
1- 4	0- 0	0- 0	AWAY	0- 1	0- 1	1- 2				
0- 1	0- 0	0- 0	NEUTRAL	0- 0	0- 1	0- 0				
7- 7	0- 0	0- 0	CONFERENCE	0- 2	1- 1	6- 4				
4- 3	0- 0	0- 0	HOME	0- 1	0- 1	4- 1				
3- 4	0- 0	0- 0	AWAY	0- 1	1- 0	2- 3				
0- 0	0- 0	0- 0	NEUTRAL	0- 0	0- 0	0- 0				

RPI 1-25				RPI 26-50				RPI 51-100				RPI 101+				Team's RPI: 237	
RPI	S	Opponent	Score	RPI	S	Opponent	Score	RPI	S	Opponent	Score	RPI	S	Opponent	Score		
								60	H	Bowling Green	53	60	104	A	UNLV	51	47
								65	A	Eastern Mich.	43	65	104	H	UNLV	51	54
								84	H	Creighton	50	66	131	A	Denver	49	74
								95	A	San Diego St.	45	56	136	H	Utah St.	56	62
								95	H	San Diego St.	55	68	146	N	UNI	46	60
													169	H	Montana	59	69
													174	A	Colorado St.	58	62
													174	H	Colorado St.	66	62
													175	A	TCU	48	58
													175	H	TCU	64	54
													222	H	UC Irvine	51	42
													241	A	Boise St.	53	61
													241	H	Boise St.	84	64
													264	A	Loyola Marymount	54	57
													274	A	Idaho	59	65
													305	A	New Mexico	52	50
													305	H	New Mexico	57	60
													311	A	Air Force	71	58
													311	H	Air Force	98	36
													333	A	Weber St.	76	68
LAST 12 Division I GAMES:																	
				175	A	TCU	48	58	104	A	UNLV	51	47				
				241	A	Boise St.	53	61	175	H	TCU	64	54				
				95	H	San Diego St.	55	68	241	H	Boise St.	84	64				
				174	H	Colorado St.	66	62	95	A	San Diego St.	45	56				
				311	A	Air Force	71	58	174	A	Colorado St.	58	62				
				305	H	New Mexico	57	60	311	H	Air Force	98	36				

Non-Div I Games: Maryville (MO) 68 60 Chadron St. 69 61

Wyoming

Loss, Non-Conf, S Site, H Home A Away N Neutral

Average RPI Win:	215	WON-LOST	WINNING	LAST 12	STRENGTH OF	OPP. STRENGTH	TEAM	ADJ.	CONF.	ADJ CONF.
Average RPI Loss:	86	RECORD	PCT. RANK	GAMES	SCHEDULE	OF SCHEDULE	RPI	RPI	RPI	RPI
DIV. I ONLY	8- 20	279	5- 7	44	90	200	200	9	9	
DIV. I NON-CONF.	3- 10	283	0- 0	20	51	203	203	8	8	
TOTALS	RPI 1-25	RPI 26-50	W-L RECORDS	RPI 51-100	RPI 101-150	RPI 150+				
8- 20	0- 4	1- 5	OVERALL	0- 4	1- 5	6- 2				
6- 8	0- 1	1- 4	HOME	0- 1	1- 2	4- 0				
2- 8	0- 2	0- 1	AWAY	0- 2	0- 2	2- 1				
0- 4	0- 1	0- 0	NEUTRAL	0- 1	0- 1	0- 1				
3- 10	0- 3	0- 2	NON-CONFERENCE	0- 2	1- 2	2- 1				
3- 4	0- 1	0- 2	HOME	0- 0	1- 1	2- 0				
0- 3	0- 1	0- 0	AWAY	0- 1	0- 1	0- 0				
0- 3	0- 1	0- 0	NEUTRAL	0- 1	0- 0	0- 1				
5- 10	0- 1	1- 3	CONFERENCE	0- 2	0- 3	4- 1				
3- 4	0- 0	1- 2	HOME	0- 1	0- 1	2- 0				
2- 5	0- 1	0- 1	AWAY	0- 1	0- 1	2- 1				
0- 1	0- 0	0- 0	NEUTRAL	0- 0	0- 1	0- 0				

RPI	S	Opponent	Score	RPI	S	Opponent	Score	RPI	S	Opponent	Score	RPI	S	Opponent	Score	Team's RPI: 200
2	H	Stanford	64 80	34	H	South Carolina	56 67	55	H	Saint Joseph's	67 70	105	H	Cincinnati	69 60	
15	A	St. Bonaventure	48 66	37	H	Middle Tenn.	49 65	77	A	Duquesne	49 68	116	H	Eastern Ill.	54 60	
22	N	Oklahoma	51 73	38	A	Dayton	54 83	82	A	UNC Wilmington	52 59	137	A	La Salle	51 63	
23	A	Louisville	44 62	38	H	Dayton	65 74	97	N	Syracuse	67 70	137	N	La Salle	49 52	
				46	H	Temple	38 64					140	H	Charlotte	54 58	
				49	H	Richmond	76 60					143	A	Mississippi St.	65 71	
												197	A	Fordham	68 57	
												233	H	Saint Louis	67 57	
												240	A	George Washington	44 54	
												248	N	Ohio	75 80	
												255	H	Massachusetts	70 61	
												267	H	Eastern Ky.	66 61	
												297	H	Morehead St.	71 66	
												316	A	Rhode Island	67 57	
LAST 12 Division I GAMES:																
137	N	La Salle	49 52	240	A	George Washington	44 54									
255	H	Massachusetts	70 61	38	H	Dayton	65 74									
38	A	Dayton	54 83	233	H	Saint Louis	67 57									
15	A	St. Bonaventure	48 66	316	A	Rhode Island	67 57									
49	H	Richmond	76 60	46	H	Temple	38 64									
197	A	Fordham	68 57	55	H	Saint Joseph's	67 70									

Non-Div I Games:

Xavier

■ Loss,
■ Non-Conf,
■ S Site,
■ H Home
■ A Away
N Neutral

Average RPI Win:	260	WON-LOST	WINNING	LAST 12	STRENGTH OF	OPP. STRENGTH	TEAM	ADJ.	CONF.	ADJ CONF.
Average RPI Loss:	105	RECORD	PCT. RANK	GAMES	SCHEDULE	OF SCHEDULE	RPI	RPI	RPI	RPI
DIV. I ONLY	15- 12	136	7- 5	161	186	151	151	20	20	
DIV. I NON-CONF.	7- 6	152	0- 0	93	144	95	95	18	18	
TOTALS	RPI 1-25	RPI 26-50	W-L RECORDS	RPI 51-100	RPI 101-150	RPI 150+				
15- 12	0- 2	0- 3	OVERALL	0- 3	1- 1	14- 3				
6- 5	0- 0	0- 1	HOME	0- 1	0- 1	6- 2				
8- 7	0- 2	0- 2	AWAY	0- 2	1- 0	7- 1				
1- 0	0- 0	0- 0	NEUTRAL	0- 0	0- 0	1- 0				
7- 6	0- 2	0- 1	NON-CONFERENCE	0- 3	0- 0	7- 0				
3- 1	0- 0	0- 0	HOME	0- 1	0- 0	3- 0				
3- 5	0- 2	0- 1	AWAY	0- 2	0- 0	3- 0				
1- 0	0- 0	0- 0	NEUTRAL	0- 0	0- 0	1- 0				
8- 6	0- 0	0- 2	CONFERENCE	0- 0	1- 1	7- 3				
3- 4	0- 0	0- 1	HOME	0- 0	0- 1	3- 2				
5- 2	0- 0	0- 1	AWAY	0- 0	1- 0	4- 1				
0- 0	0- 0	0- 0	NEUTRAL	0- 0	0- 0	0- 0				

RPI 1-25				RPI 26-50				RPI 51-100				RPI 101+ Team's RPI: 151			
RPI	S	Opponent	Score	RPI	S	Opponent	Score	RPI	S	Opponent	Score	RPI	S	Opponent	Score
1	A	Baylor	59 109	26	A	Princeton	47 72	73	H	Boston U.	54 59	132	A	Harvard	68 63
7	A	Delaware	45 77	26	H	Princeton	53 71	75	A	Quinnipiac	63 68	132	H	Harvard	51 71
				48	A	Marist	64 78	99	A	Florida St.	58 92	166	H	Holy Cross	76 71
												209	A	Penn	72 60
												209	H	Penn	58 61
												221	A	Brown	75 65
												221	H	Brown	55 60
												236	A	Fairleigh Dickinson	80 51
												257	A	Cornell	69 58
												257	H	Cornell	86 73
												262	H	Army	63 62
												268	N	Tex.-Pan American	59 57
												288	A	Dartmouth	89 65
												288	H	Dartmouth	66 48
												318	A	Houston	80 62
												326	H	St. Francis (NY)	72 41
												330	A	Bucknell	69 48
												338	A	Columbia	52 56
												338	H	Columbia	73 59
LAST 12 Division I GAMES:															
209	H	Penn	58 61	338	H	Columbia	73 59								
26	H	Princeton	53 71	257	H	Cornell	86 73								
257	A	Cornell	69 58	26	A	Princeton	47 72								
338	A	Columbia	52 56	209	A	Penn	72 60								
132	H	Harvard	51 71	288	A	Dartmouth	89 65								
288	H	Dartmouth	66 48	132	A	Harvard	68 63								

Non-Div I Games: Baruch 80 47

Yale

Average RPI Win:	254	WON-LOST	WINNING	LAST 12	STRENGTH OF	OPP. STRENGTH	TEAM	ADJ.	CONF.	ADJ CONF.
Average RPI Loss:	161	RECORD	PCT. RANK	GAMES	SCHEDULE	OF SCHEDULE	RPI	RPI	RPI	RPI
DIV. I ONLY	10- 19	260	2- 10	223	213	246	246	13	13	
DIV. I NON-CONF.	6- 5	139	0- 0	266	266	169	169	17	17	
TOTALS	RPI 1-25	RPI 26-50	W-L RECORDS	RPI 51-100	RPI 101-150	RPI 150+				
10- 19	0- 2	0- 1	OVERALL	0- 1	1- 3	9- 12				
4- 8	0- 1	0- 0	HOME	0- 1	1- 1	3- 5				
6- 10	0- 1	0- 1	AWAY	0- 0	0- 1	6- 7				
0- 1	0- 0	0- 0	NEUTRAL	0- 0	0- 1	0- 0				
6- 5	0- 0	0- 1	NON-CONFERENCE	0- 1	0- 2	6- 1				
1- 2	0- 0	0- 0	HOME	0- 1	0- 1	1- 0				
5- 2	0- 0	0- 1	AWAY	0- 0	0- 0	5- 1				
0- 1	0- 0	0- 0	NEUTRAL	0- 0	0- 1	0- 0				
4- 14	0- 2	0- 0	CONFERENCE	0- 0	1- 1	3- 11				
3- 6	0- 1	0- 0	HOME	0- 0	1- 0	2- 5				
1- 8	0- 1	0- 0	AWAY	0- 0	0- 1	1- 6				
0- 0	0- 0	0- 0	NEUTRAL	0- 0	0- 0	0- 0				

RPI 1-25				RPI 26-50				RPI 51-100				RPI 101+ Team's RPI: 246			
RPI	S	Opponent	Score	RPI	S	Opponent	Score	RPI	S	Opponent	Score	RPI	S	Opponent	Score
25	A	Green Bay	50 75	36	A	West Virginia	37 69	60	H	Bowling Green	61 73	108	A	Detroit	64 67
25	H	Green Bay	72 77									108	H	Detroit	80 67
												122	H	American	41 48
												146	N	UNI	73 90
												157	A	Wright St.	62 84
												157	H	Wright St.	66 71
												161	A	Ill.-Chicago	62 70
												161	H	Ill.-Chicago	68 77
												201	A	Butler	64 73
												201	H	Butler	63 65
												202	A	Akron	78 72
												217	A	Loyola Chicago	73 78
												217	H	Loyola Chicago	77 82
												238	A	Milwaukee	68 76
												238	H	Milwaukee	71 76
												248	A	Ohio	55 47
												264	A	Loyola Marymount	64 50
												265	A	Cleveland St.	69 79
												265	H	Cleveland St.	70 48
												276	A	Valparaiso	55 48
												276	H	Valparaiso	64 58
												283	A	IPFW	91 81
												290	H	Western Mich.	80 55
												327	A	Stony Brook	47 54
												330	A	Bucknell	57 56
LAST 12 Division I GAMES:															
265	A	Cleveland St.	69 79	161	A	Ill.-Chicago	62 70								
108	A	Detroit	64 67	201	H	Butler	63 65								
157	A	Wright St.	62 84	276	H	Valparaiso	64 58								
25	H	Green Bay	72 77	157	H	Wright St.	66 71								
238	H	Milwaukee	71 76	108	H	Detroit	80 67								
217	A	Loyola Chicago	73 78	238	A	Milwaukee	68 76								

Non-Div I Games:

Youngstown St.

■ Loss,
 ■ Non-Conf,
 S Site,
 ■ Home
 ■ Away
 N Neutral