

Average RPI Win:	275	WON-LOST	WINNING	LAST 12	STRENGTH OF	OPP. STRENGTH	TEAM	ADJ.	CONF.	ADJ CONF.
Average RPI Loss:	179	RECORD	PCT. RANK	GAMES	SCHEDULE	OF SCHEDULE	RPI	RPI	RPI	RPI
DIV. I ONLY	4- 10	269	4- 8	322	250	314	314	25	25	
DIV. I NON-CONF.	4- 9	256	4- 7	331	252	320	320	25	25	
TOTALS	RPI 1-25	RPI 26-50	W-L RECORDS	RPI 51-100	RPI 101-150	RPI 150+				
4- 10	0- 0	0- 0	OVERALL	0- 3	0- 0	4- 7				
2- 3	0- 0	0- 0	HOME	0- 2	0- 0	2- 1				
2- 5	0- 0	0- 0	AWAY	0- 1	0- 0	2- 4				
0- 2	0- 0	0- 0	NEUTRAL	0- 0	0- 0	0- 2				
4- 9	0- 0	0- 0	NON-CONFERENCE	0- 2	0- 0	4- 7				
2- 3	0- 0	0- 0	HOME	0- 2	0- 0	2- 1				
2- 4	0- 0	0- 0	AWAY	0- 0	0- 0	2- 4				
0- 2	0- 0	0- 0	NEUTRAL	0- 0	0- 0	0- 2				
0- 1	0- 0	0- 0	CONFERENCE	0- 1	0- 0	0- 0				
0- 0	0- 0	0- 0	HOME	0- 0	0- 0	0- 0				
0- 1	0- 0	0- 0	AWAY	0- 1	0- 0	0- 0				
0- 0	0- 0	0- 0	NEUTRAL	0- 0	0- 0	0- 0				

RPI 1-25			RPI 26-50			RPI 51-100			RPI 101+			Team's RPI: 314
RPI	S	Opponent	Score	RPI	S	Opponent	Score	RPI	S	Opponent	Score	
						61 H Missouri	58 75	151 N North Texas		58 72		
						91 H Colorado	58 71	175 H Iona		77 68		
						93 A McNeese St.	51 66	194 A Indiana		58 80		
								196 A SMU		64 73		
								205 A Tex.-Pan American		52 69		
								205 H Tex.-Pan American		56 58		
								252 A Rice		64 61		
								260 A Arkansas St.		71 84		
								331 N Texas Southern		54 63		
								335 H Jackson St.		64 61		
								338 A Houston Baptist		65 45		
LAST 12 Division I GAMES:												
						93 A McNeese St.	51 66	252 A Rice		64 61		
						194 A Indiana	58 80	205 H Tex.-Pan American		56 58		
						196 A SMU	64 73	338 A Houston Baptist		65 45		
						335 H Jackson St.	64 61	331 N Texas Southern		54 63		
						205 A Tex.-Pan American	52 69	175 H Iona		77 68		
						151 N North Texas	58 72	260 A Arkansas St.		71 84		

Non-Div I Games:

A&M-Corpus Christi

■ Loss,
 ■ Non-Conf, S Site,
 ■ Home
 ■ Away
 N Neutral

Average RPI Win:	301	WON-LOST	WINNING	LAST 12	STRENGTH OF	OPP. STRENGTH	TEAM	ADJ.	CONF.	ADJ CONF.
Average RPI Loss:	161	RECORD	PCT. RANK	GAMES	SCHEDULE	OF SCHEDULE	RPI	RPI	RPI	RPI
DIV. I ONLY	5- 10	245	4- 8	287	305	287	287	23	23	
DIV. I NON-CONF.	5- 10	238	4- 8	288	310	292	292	26	26	
TOTALS	RPI 1-25	RPI 26-50	W-L RECORDS	RPI 51-100	RPI 101-150	RPI 150+				
5- 10	0- 0	0- 0	OVERALL	0- 1	0- 5	5- 4				
2- 4	0- 0	0- 0	HOME	0- 0	0- 2	2- 2				
3- 6	0- 0	0- 0	AWAY	0- 1	0- 3	3- 2				
0- 0	0- 0	0- 0	NEUTRAL	0- 0	0- 0	0- 0				
5- 10	0- 0	0- 0	NON-CONFERENCE	0- 1	0- 5	5- 4				
2- 4	0- 0	0- 0	HOME	0- 0	0- 2	2- 2				
3- 6	0- 0	0- 0	AWAY	0- 1	0- 3	3- 2				
0- 0	0- 0	0- 0	NEUTRAL	0- 0	0- 0	0- 0				
0- 0	0- 0	0- 0	CONFERENCE	0- 0	0- 0	0- 0				
0- 0	0- 0	0- 0	HOME	0- 0	0- 0	0- 0				
0- 0	0- 0	0- 0	AWAY	0- 0	0- 0	0- 0				
0- 0	0- 0	0- 0	NEUTRAL	0- 0	0- 0	0- 0				

RPI 1-25				RPI 26-50				RPI 51-100				RPI 101+				Team's RPI: 287	
RPI	S	Opponent	Score	RPI	S	Opponent	Score	RPI	S	Opponent	Score	RPI	S	Opponent	Score		
								95	A	Minnesota	46	81	106	A	Pacific	59	95
												113	H	South Fla.	70	73	
												120	A	UT Martin	60	84	
												139	A	Alabama	45	80	
												149	H	Northern Colo.	51	71	
												153	H	Denver	52	54	
												209	A	Navy	59	71	
												224	A	Texas St.	77	69	
												242	H	Longwood	48	59	
												274	H	North Dakota	65	54	
												284	A	San Jose St.	53	68	
												331	A	Texas Southern	64	54	
												335	H	Jackson St.	64	51	
												339	A	Lipscomb	68	59	
LAST 12 Division I GAMES:																	
242	H	Longwood	48	59	113	H	South Fla.	70	73								
274	H	North Dakota	65	54	335	H	Jackson St.	64	51								
139	A	Alabama	45	80	209	A	Navy	59	71								
106	A	Pacific	59	95	149	H	Northern Colo.	51	71								
284	A	San Jose St.	53	68	224	A	Texas St.	77	69								
95	A	Minnesota	46	81	331	A	Texas Southern	64	54								

Non-Div I Games:

Air Force

■ Loss,
■ Non-Conf,
■ S Site,
■ H Home
■ A Away
N Neutral

Average RPI Win:	236	WON-LOST	WINNING	LAST 12	STRENGTH OF	OPP. STRENGTH	TEAM	ADJ.	CONF.	ADJ CONF.
Average RPI Loss:	100	RECORD	PCT. RANK	GAMES	SCHEDULE	OF SCHEDULE	RPI	RPI	RPI	RPI
DIV. I ONLY	6- 10	228	5- 7	116	154	201	201	14	14	
DIV. I NON-CONF.	6- 8	204	5- 5	185	129	227	227	16	16	
TOTALS	RPI 1-25	RPI 26-50	W-L RECORDS	RPI 51-100	RPI 101-150	RPI 150+				
6- 10	0- 1	0- 2	OVERALL	1- 2	0- 2	5- 3				
3- 6	0- 0	0- 1	HOME	1- 2	0- 1	2- 2				
2- 4	0- 1	0- 1	AWAY	0- 0	0- 1	2- 1				
1- 0	0- 0	0- 0	NEUTRAL	0- 0	0- 0	1- 0				
6- 8	0- 1	0- 2	NON-CONFERENCE	1- 1	0- 1	5- 3				
3- 5	0- 0	0- 1	HOME	1- 1	0- 1	2- 2				
2- 3	0- 1	0- 1	AWAY	0- 0	0- 0	2- 1				
1- 0	0- 0	0- 0	NEUTRAL	0- 0	0- 0	1- 0				
0- 2	0- 0	0- 0	CONFERENCE	0- 1	0- 1	0- 0				
0- 1	0- 0	0- 0	HOME	0- 1	0- 0	0- 0				
0- 1	0- 0	0- 0	AWAY	0- 0	0- 1	0- 0				
0- 0	0- 0	0- 0	NEUTRAL	0- 0	0- 0	0- 0				

RPI 1-25				RPI 26-50				RPI 51-100				RPI 101+ Team's RPI: 201			
RPI	S	Opponent	Score	RPI	S	Opponent	Score	RPI	S	Opponent	Score	RPI	S	Opponent	Score
7	A	Notre Dame	61 81	44	A	Duquesne	70 77	58	H	Miami (OH)	85 95	104	H	Providence	65 78
				46	H	Florida St.	64 90	69	H	Howard	64 63	131	A	Bowling Green	58 62
								74	H	Drexel	60 67	166	A	Robert Morris	78 85
												168	A	Seattle	85 74
												182	H	Youngstown St.	72 78
												186	H	Saint Francis (PA)	79 80
												234	N	Loyola Chicago	97 86
												286	A	Cleveland St.	84 74
												323	H	Chicago St.	82 48
												334	H	Saint Peter's	87 50
LAST 12 Division I GAMES:															
131	A	Bowling Green	58 62	44	A	Duquesne	70 77								
58	H	Miami (OH)	85 95	46	H	Florida St.	64 90								
323	H	Chicago St.	82 48	334	H	Saint Peter's	87 50								
104	H	Providence	65 78	286	A	Cleveland St.	84 74								
166	A	Robert Morris	78 85	168	A	Seattle	85 74								
182	H	Youngstown St.	72 78	234	N	Loyola Chicago	97 86								

Non-Div I Games:

Akron

■ Loss,
■ Non-Conf, S Site,
■ Home
■ Away
N Neutral

Alabama

Through Games Of Sunday, January 8, 2012

Average RPI Win:	231	WON-LOST	WINNING	LAST 12	STRENGTH OF	OPP. STRENGTH	TEAM	ADJ.	CONF.	ADJ CONF.
Average RPI Loss:	93	RECORD	PCT. RANK	GAMES	SCHEDULE	OF SCHEDULE	RPI	RPI	RPI	RPI
DIV. I ONLY	10- 7	123	7- 5	193	139	139	139	3	3	
DIV. I NON-CONF.	10- 4	83	7- 2	278	164	188	188	5	5	
TOTALS	RPI 1-25	RPI 26-50	W-L RECORDS	RPI 51-100	RPI 101-150	RPI 150+				
10- 7	0- 1	1- 2	OVERALL	0- 1	1- 1	8- 2				
7- 1	0- 0	1- 0	HOME	0- 0	0- 1	6- 0				
1- 5	0- 1	0- 2	AWAY	0- 1	0- 0	1- 1				
2- 1	0- 0	0- 0	NEUTRAL	0- 0	1- 0	1- 1				
10- 4	0- 0	1- 1	NON-CONFERENCE	0- 1	1- 0	8- 2				
7- 0	0- 0	1- 0	HOME	0- 0	0- 0	6- 0				
1- 3	0- 0	0- 1	AWAY	0- 1	0- 0	1- 1				
2- 1	0- 0	0- 0	NEUTRAL	0- 0	1- 0	1- 1				
0- 3	0- 1	0- 1	CONFERENCE	0- 0	0- 1	0- 0				
0- 1	0- 0	0- 0	HOME	0- 0	0- 1	0- 0				
0- 2	0- 1	0- 1	AWAY	0- 0	0- 0	0- 0				
0- 0	0- 0	0- 0	NEUTRAL	0- 0	0- 0	0- 0				

RPI S	Opponent	Score	RPI S	Opponent	Score	RPI S	Opponent	Score	RPI S	Opponent	Score	Team's RPI: 139
21	A LSU	40 84	32	A South Carolina	42 68	65	A Central Ark.	46 58	109	N Seton Hall	62 56	
			36	H Kansas	80 76				128	H Auburn	55 65	
			47	A North Carolina St.	57 79				151	A North Texas	63 69	
									187	N Louisiana Tech	67 59	
									208	N Old Dominion	76 77	
									227	H Ga. Southern	67 34	
									247	H Presbyterian	65 47	
									269	H Nicholls St.	72 51	
									287	H Air Force	80 45	
									291	A Alabama St.	64 54	
									322	H Southeastern La.	69 56	
									330	H Northwestern St.	78 52	
LAST 12 Division I GAMES:												
21	A LSU	40 84	47	A North Carolina St.	57 79							
128	H Auburn	55 65	151	A North Texas	63 69							
32	A South Carolina	42 68	36	H Kansas	80 76							
287	H Air Force	80 45	322	H Southeastern La.	69 56							
247	H Presbyterian	65 47	187	N Louisiana Tech	67 59							
291	A Alabama St.	64 54	109	N Seton Hall	62 56							

Non-Div I Games:

Alabama

■ Loss,
 ■ Non-Conf, S Site,
 ■ Home
 ■ Away
 N Neutral

Average RPI Win:	273	WON-LOST	WINNING	LAST 12	STRENGTH OF	OPP. STRENGTH	TEAM	ADJ.	CONF.	ADJ CONF.
Average RPI Loss:	107	RECORD	PCT. RANK	GAMES	SCHEDULE	OF SCHEDULE	RPI	RPI	RPI	RPI
DIV. I ONLY	6- 6	171	6- 5	299	195	193	193	31	31	
DIV. I NON-CONF.	4- 5	199	4- 4	178	202	135	135	23	23	
TOTALS	RPI 1-25	RPI 26-50	W-L RECORDS	RPI 51-100	RPI 101-150	RPI 150+				
6- 6	0- 0	0- 3	OVERALL	0- 2	0- 0	6- 1				
4- 0	0- 0	0- 0	HOME	0- 0	0- 0	4- 0				
2- 6	0- 0	0- 3	AWAY	0- 2	0- 0	2- 1				
0- 0	0- 0	0- 0	NEUTRAL	0- 0	0- 0	0- 0				
4- 5	0- 0	0- 3	NON-CONFERENCE	0- 2	0- 0	4- 0				
3- 0	0- 0	0- 0	HOME	0- 0	0- 0	3- 0				
1- 5	0- 0	0- 3	AWAY	0- 2	0- 0	1- 0				
0- 0	0- 0	0- 0	NEUTRAL	0- 0	0- 0	0- 0				
2- 1	0- 0	0- 0	CONFERENCE	0- 0	0- 0	2- 1				
1- 0	0- 0	0- 0	HOME	0- 0	0- 0	1- 0				
1- 1	0- 0	0- 0	AWAY	0- 0	0- 0	1- 1				
0- 0	0- 0	0- 0	NEUTRAL	0- 0	0- 0	0- 0				

RPI 1-25				RPI 26-50				RPI 51-100				RPI 101+				Team's RPI: 193	
RPI	S	Opponent	Score	RPI	S	Opponent	Score	RPI	S	Opponent	Score	RPI	S	Opponent	Score		
				32	A	South Carolina	53 60	88	A	UAB	46 57	202	A	Grambling	76 64		
				40	A	Vanderbilt	55 86	98	A	Illinois	65 83	233	H	Ark.-Pine Bluff	64 44		
				46	A	Florida St.	41 86					263	A	Austin Peay	80 68		
												283	H	Tennessee Tech	61 35		
												319	H	Murray St.	76 71		
												335	A	Jackson St.	66 72		
												339	H	Lipscomb	72 54		
LAST 12 Division I GAMES:																	
				233	H	Ark.-Pine Bluff	64 44	88	A	UAB	46 57						
				202	A	Grambling	76 64	283	H	Tennessee Tech	61 35						
				335	A	Jackson St.	66 72	319	H	Murray St.	76 71						
				98	A	Illinois	65 83	339	H	Lipscomb	72 54						
				263	A	Austin Peay	80 68	32	A	South Carolina	53 60						
				46	A	Florida St.	41 86	40	A	Vanderbilt	55 86						

Non-Div I Games: Stillman 62 40

Alabama A&M

■ Loss,
 ■ Non-Conf, S Site,
 ■ Home
 ■ Away
 N Neutral

Average RPI Win:	263	WON-LOST	WINNING	LAST 12	STRENGTH OF	OPP. STRENGTH	TEAM	ADJ.	CONF.	ADJ CONF.
Average RPI Loss:	164	RECORD	PCT. RANK	GAMES	SCHEDULE	OF SCHEDULE	RPI	RPI	RPI	RPI
DIV. I ONLY	4- 7	233	4- 7	307	239	291	291	31	31	
DIV. I NON-CONF.	2- 6	274	2- 6	208	240	256	256	23	23	
TOTALS	RPI 1-25	RPI 26-50	W-L RECORDS	RPI 51-100	RPI 101-150	RPI 150+				
4- 7	0- 2	0- 0	OVERALL	0- 0	0- 1	4- 4				
2- 4	0- 0	0- 0	HOME	0- 0	0- 1	2- 3				
2- 3	0- 2	0- 0	AWAY	0- 0	0- 0	2- 1				
0- 0	0- 0	0- 0	NEUTRAL	0- 0	0- 0	0- 0				
2- 6	0- 2	0- 0	NON-CONFERENCE	0- 0	0- 1	2- 3				
1- 4	0- 0	0- 0	HOME	0- 0	0- 1	1- 3				
1- 2	0- 2	0- 0	AWAY	0- 0	0- 0	1- 0				
0- 0	0- 0	0- 0	NEUTRAL	0- 0	0- 0	0- 0				
2- 1	0- 0	0- 0	CONFERENCE	0- 0	0- 0	2- 1				
1- 0	0- 0	0- 0	HOME	0- 0	0- 0	1- 0				
1- 1	0- 0	0- 0	AWAY	0- 0	0- 0	1- 1				
0- 0	0- 0	0- 0	NEUTRAL	0- 0	0- 0	0- 0				

RPI 1-25				RPI 26-50				RPI 51-100				RPI 101+ Team's RPI: 291			
RPI	S	Opponent	Score	RPI	S	Opponent	Score	RPI	S	Opponent	Score	RPI	S	Opponent	Score
13	A	Georgia Tech	37 97									139	H	Alabama	54 64
21	A	LSU	35 67									179	H	Samford	51 62
												202	A	Grambling	48 62
												204	H	Mississippi Val.	65 62
												243	H	Savannah St.	47 45
												256	H	Kennesaw St.	51 61
												269	A	Nicholls St.	61 57
												335	A	Jackson St.	52 49
												337	H	Troy	53 60
LAST 12 Division I GAMES:															
204	H	Mississippi Val.	65 62	337	H	Troy	53 60								
335	A	Jackson St.	52 49	21	A	LSU	35 67								
202	A	Grambling	48 62	269	A	Nicholls St.	61 57								
256	H	Kennesaw St.	51 61	179	H	Samford	51 62								
243	H	Savannah St.	47 45	13	A	Georgia Tech	37 97								
139	H	Alabama	54 64												

Non-Div I Games: Mobile 78 59

Alabama St.

■ Loss,
 ■ Non-Conf, S Site,
 ■ Home
 ■ Away
 N Neutral

Albany (NY)

Through Games Of Sunday, January 8, 2012

Average RPI Win:	198	WON-LOST	WINNING	LAST 12	STRENGTH OF	OPP. STRENGTH	TEAM	ADJ.	CONF.	ADJ CONF.
Average RPI Loss:	131	RECORD	PCT. RANK	GAMES	SCHEDULE	OF SCHEDULE	RPI	RPI	RPI	RPI
DIV. I ONLY	9- 7	142	7- 5	164	223	110	110	13	13	
DIV. I NON-CONF.	6- 7	181	4- 5	138	271	106	106	13	13	
TOTALS	RPI 1-25	RPI 26-50	W-L RECORDS	RPI 51-100	RPI 101-150	RPI 150+				
9- 7	0- 0	0- 0	OVERALL	2- 3	2- 1	5- 3				
5- 0	0- 0	0- 0	HOME	1- 0	2- 0	2- 0				
4- 6	0- 0	0- 0	AWAY	1- 2	0- 1	3- 3				
0- 1	0- 0	0- 0	NEUTRAL	0- 1	0- 0	0- 0				
6- 7	0- 0	0- 0	NON-CONFERENCE	1- 3	1- 1	4- 3				
4- 0	0- 0	0- 0	HOME	1- 0	1- 0	2- 0				
2- 6	0- 0	0- 0	AWAY	0- 2	0- 1	2- 3				
0- 1	0- 0	0- 0	NEUTRAL	0- 1	0- 0	0- 0				
3- 0	0- 0	0- 0	CONFERENCE	1- 0	1- 0	1- 0				
1- 0	0- 0	0- 0	HOME	0- 0	1- 0	0- 0				
2- 0	0- 0	0- 0	AWAY	1- 0	0- 0	1- 0				
0- 0	0- 0	0- 0	NEUTRAL	0- 0	0- 0	0- 0				

RPI	S	Opponent	Score	RPI	S	Opponent	Score	RPI	S	Opponent	Score	RPI	S	Opponent	Score	Team's RPI: 110
62	A	Iowa	60	82	112	A	Toledo	39	53	127	H	La Salle	81	76		
76	A	LIU Brooklyn	52	64	142	H	UMBC	53	41	163	A	FIU	56	69		
82	H	Sacred Heart	64	54	172	A	Fordham	59	42	197	A	Brown	53	65		
90	N	Charlotte	59	61	217	A	Canisius	60	64	246	A	Stony Brook	57	32		
94	A	Hartford	40	37	253	H	Niagara	55	42	327	A	Siena	72	48		
					340	H	St. Francis (NY)	50	34							
LAST 12 Division I GAMES:																
142	H	UMBC	53	41	246	A	Stony Brook	57	32							
94	A	Hartford	40	37	253	H	Niagara	55	42							
90	N	Charlotte	59	61	327	A	Siena	72	48							
163	A	FIU	56	69	76	A	LIU Brooklyn	52	64							
217	A	Canisius	60	64	340	H	St. Francis (NY)	50	34							
82	H	Sacred Heart	64	54	112	A	Toledo	39	53							

Non-Div I Games:

Albany (NY)

Loss, Non-Conf, S Site, H Home A Away N Neutral

Average RPI Win:	324	WON-LOST	WINNING	LAST 12	STRENGTH OF	OPP. STRENGTH	TEAM	ADJ.	CONF.	ADJ CONF.
Average RPI Loss:	125	RECORD	PCT. RANK	GAMES	SCHEDULE	OF SCHEDULE	RPI	RPI	RPI	RPI
DIV. I ONLY	5- 10	245	5- 7	257	229	236	236	31	31	
DIV. I NON-CONF.	2- 10	300	2- 7	167	145	192	192	23	23	
TOTALS	RPI 1-25	RPI 26-50	W-L RECORDS	RPI 51-100	RPI 101-150	RPI 150+				
5- 10	0- 0	0- 2	OVERALL	0- 3	0- 2	5- 3				
1- 0	0- 0	0- 0	HOME	0- 0	0- 0	1- 0				
3- 7	0- 0	0- 1	AWAY	0- 2	0- 1	3- 3				
1- 3	0- 0	0- 1	NEUTRAL	0- 1	0- 1	1- 0				
2- 10	0- 0	0- 2	NON-CONFERENCE	0- 3	0- 2	2- 3				
0- 0	0- 0	0- 0	HOME	0- 0	0- 0	0- 0				
1- 7	0- 0	0- 1	AWAY	0- 2	0- 1	1- 3				
1- 3	0- 0	0- 1	NEUTRAL	0- 1	0- 1	1- 0				
3- 0	0- 0	0- 0	CONFERENCE	0- 0	0- 0	3- 0				
1- 0	0- 0	0- 0	HOME	0- 0	0- 0	1- 0				
2- 0	0- 0	0- 0	AWAY	0- 0	0- 0	2- 0				
0- 0	0- 0	0- 0	NEUTRAL	0- 0	0- 0	0- 0				

RPI 1-25				RPI 26-50				RPI 51-100				RPI 101+ Team's RPI: 236			
RPI	S	Opponent	Score	RPI	S	Opponent	Score	RPI	S	Opponent	Score	RPI	S	Opponent	Score
				43	A	Oklahoma St.	36 69	71	A	Texas	42 74	122	A	Mississippi St.	48 66
				47	N	North Carolina St.	70 85	72	N	Fla. Gulf Coast	38 85	141	N	Harvard	55 78
								95	A	Minnesota	46 75	196	A	SMU	54 76
												212	A	Hawaii	63 66
												252	A	Rice	57 74
												303	A	Prairie View	59 54
												322	A	Southeastern La.	62 54
												330	N	Northwestern St.	70 60
												331	A	Texas Southern	51 48
												335	H	Jackson St.	53 51
LAST 12 Division I GAMES:															
				303	A	Prairie View	59 54	335	H	Jackson St.	53 51				
				331	A	Texas Southern	51 48	322	A	Southeastern La.	62 54				
				72	N	Fla. Gulf Coast	38 85	95	A	Minnesota	46 75				
				47	N	North Carolina St.	70 85	141	N	Harvard	55 78				
				212	A	Hawaii	63 66	43	A	Oklahoma St.	36 69				
				330	N	Northwestern St.	70 60	252	A	Rice	57 74				

Non-Div I Games:

Alcorn St.

■ Loss,
 ■ Non-Conf,
 ■ S Site,
 ■ H Home
 ■ A Away
 N Neutral

Average RPI Win:	255	WON-LOST	WINNING	LAST 12	STRENGTH OF	OPP. STRENGTH	TEAM	ADJ.	CONF.	ADJ CONF.
Average RPI Loss:	125	RECORD	PCT. RANK	GAMES	SCHEDULE	OF SCHEDULE	RPI	RPI	RPI	RPI
DIV. I ONLY	9- 6	115	8- 4	241	232	180	180	29	29	
DIV. I NON-CONF.	8- 6	128	7- 4	214	225	174	174	32	32	
TOTALS	RPI 1-25	RPI 26-50	W-L RECORDS	RPI 51-100	RPI 101-150	RPI 150+				
9- 6	0- 1	0- 1	OVERALL	0- 1	0- 0	9- 3				
3- 5	0- 1	0- 1	HOME	0- 1	0- 0	3- 2				
4- 1	0- 0	0- 0	AWAY	0- 0	0- 0	4- 1				
2- 0	0- 0	0- 0	NEUTRAL	0- 0	0- 0	2- 0				
8- 6	0- 1	0- 1	NON-CONFERENCE	0- 1	0- 0	8- 3				
3- 5	0- 1	0- 1	HOME	0- 1	0- 0	3- 2				
3- 1	0- 0	0- 0	AWAY	0- 0	0- 0	3- 1				
2- 0	0- 0	0- 0	NEUTRAL	0- 0	0- 0	2- 0				
1- 0	0- 0	0- 0	CONFERENCE	0- 0	0- 0	1- 0				
0- 0	0- 0	0- 0	HOME	0- 0	0- 0	0- 0				
1- 0	0- 0	0- 0	AWAY	0- 0	0- 0	1- 0				
0- 0	0- 0	0- 0	NEUTRAL	0- 0	0- 0	0- 0				

RPI	S	Opponent	Score	RPI	S	Opponent	Score	RPI	S	Opponent	Score	RPI	S	Opponent	Score	Team's RPI: 180
6	H	Maryland	42 76	30	H	James Madison	64 68	78	H	Quinnipiac	59 72	182	A	Youngstown St.	48 41	
												190	A	George Mason	55 51	
												199	H	Loyola Maryland	63 48	
												200	H	Oakland	62 68	
												213	H	Md.-East. Shore	37 39	
												221	H	Mt. St. Mary's	77 62	
												222	A	George Washington	49 60	
												263	N	Austin Peay	55 54	
												284	N	San Jose St.	49 46	
												306	H	Western Mich.	77 52	
												309	A	Colgate	56 43	
												337	A	Troy	55 45	
LAST 12 Division I GAMES:																
222	A	George Washington	49 60	309	A	Colgate	56 43									
306	H	Western Mich.	77 52	213	H	Md.-East. Shore	37 39									
78	H	Quinnipiac	59 72	284	N	San Jose St.	49 46									
199	H	Loyola Maryland	63 48	263	N	Austin Peay	55 54									
337	A	Troy	55 45	182	A	Youngstown St.	48 41									
6	H	Maryland	42 76	221	H	Mt. St. Mary's	77 62									

Non-Div I Games:

American

■ Loss,
 ■ Non-Conf, S Site,
 ■ Home
 ■ Away
 N Neutral

Average RPI Win:	247	WON-LOST	WINNING	LAST 12	STRENGTH OF	OPP. STRENGTH	TEAM	ADJ.	CONF.	ADJ CONF.
Average RPI Loss:	30	RECORD	PCT. RANK	GAMES	SCHEDULE	OF SCHEDULE	RPI	RPI	RPI	RPI
DIV. I ONLY	10- 2	22	10- 2	329	40	96	96	16	16	
DIV. I NON-CONF.	6- 2	60	6- 2	312	58	80	80	14	14	
TOTALS	RPI 1-25	RPI 26-50	W-L RECORDS	RPI 51-100	RPI 101-150	RPI 150+				
10- 2	0- 1	0- 1	OVERALL	0- 0	0- 0	10- 0				
4- 0	0- 0	0- 0	HOME	0- 0	0- 0	4- 0				
5- 2	0- 1	0- 1	AWAY	0- 0	0- 0	5- 0				
1- 0	0- 0	0- 0	NEUTRAL	0- 0	0- 0	1- 0				
6- 2	0- 1	0- 1	NON-CONFERENCE	0- 0	0- 0	6- 0				
2- 0	0- 0	0- 0	HOME	0- 0	0- 0	2- 0				
3- 2	0- 1	0- 1	AWAY	0- 0	0- 0	3- 0				
1- 0	0- 0	0- 0	NEUTRAL	0- 0	0- 0	1- 0				
4- 0	0- 0	0- 0	CONFERENCE	0- 0	0- 0	4- 0				
2- 0	0- 0	0- 0	HOME	0- 0	0- 0	2- 0				
2- 0	0- 0	0- 0	AWAY	0- 0	0- 0	2- 0				
0- 0	0- 0	0- 0	NEUTRAL	0- 0	0- 0	0- 0				

RPI 1-25				RPI 26-50				RPI 51-100				Team's RPI: 96	RPI 101+			
RPI	S	Opponent	Score	RPI	S	Opponent	Score	RPI	S	Opponent	Score		RPI	S	Opponent	Score
25	A	Georgia	37 81	35	A	Virginia	48 80						171	A	Georgia St.	82 58
													206	H	Col. of Charleston	71 52
													226	A	Elon	72 58
													227	H	Ga. Southern	64 45
													241	H	East Tenn. St.	89 65
													242	H	Longwood	64 54
													249	A	Western Caro.	82 46
													281	N	Eastern Ky.	64 62
													296	A	Gardner-Webb	69 41
													326	A	UNC Asheville	85 71
LAST 12 Division I GAMES:																
242	H	Longwood	64 54	226	A	Elon	72 58									
25	A	Georgia	37 81	171	A	Georgia St.	82 58									
206	H	Col. of Charleston	71 52	281	N	Eastern Ky.	64 62									
326	A	UNC Asheville	85 71	241	H	East Tenn. St.	89 65									
249	A	Western Caro.	82 46	296	A	Gardner-Webb	69 41									
227	H	Ga. Southern	64 45	35	A	Virginia	48 80									

Non-Div I Games:

Appalachian St.

■ Loss,
 ■ Non-Conf, S Site,
 ■ Home
 ■ Away
 N Neutral

Average RPI Win:	174	WON-LOST	WINNING	LAST 12	STRENGTH OF	OPP. STRENGTH	TEAM	ADJ.	CONF.	ADJ CONF.
Average RPI Loss:	50	RECORD	PCT. RANK	GAMES	SCHEDULE	OF SCHEDULE	RPI	RPI	RPI	RPI
DIV. I ONLY	11- 3	38	8- 3	142	43	55	55	6	6	
DIV. I NON-CONF.	10- 1	13	7- 1	166	114	67	67	6	6	
TOTALS	RPI 1-25	RPI 26-50	W-L RECORDS	RPI 51-100	RPI 101-150	RPI 150+				
11- 3	0- 1	0- 0	OVERALL	4- 2	0- 0	7- 0				
6- 1	0- 1	0- 0	HOME	3- 0	0- 0	3- 0				
4- 1	0- 0	0- 0	AWAY	0- 1	0- 0	4- 0				
1- 1	0- 0	0- 0	NEUTRAL	1- 1	0- 0	0- 0				
10- 1	0- 0	0- 0	NON-CONFERENCE	3- 1	0- 0	7- 0				
5- 0	0- 0	0- 0	HOME	2- 0	0- 0	3- 0				
4- 0	0- 0	0- 0	AWAY	0- 0	0- 0	4- 0				
1- 1	0- 0	0- 0	NEUTRAL	1- 1	0- 0	0- 0				
1- 2	0- 1	0- 0	CONFERENCE	1- 1	0- 0	0- 0				
1- 1	0- 1	0- 0	HOME	1- 0	0- 0	0- 0				
0- 1	0- 0	0- 0	AWAY	0- 1	0- 0	0- 0				
0- 0	0- 0	0- 0	NEUTRAL	0- 0	0- 0	0- 0				

RPI 1-25				RPI 26-50				RPI 51-100 Team's RPI: 55				RPI 101+			
RPI	S	Opponent	Score	RPI	S	Opponent	Score	RPI	S	Opponent	Score	RPI	S	Opponent	Score
18	H	Southern California	67 72					52	N	BYU	73 82	151	H	North Texas	69 62
								53	H	UCLA	74 66	171	A	Georgia St.	79 66
								79	A	Arizona St.	45 60	227	A	Ga. Southern	88 46
								83	H	Wichita St.	74 60	233	A	Ark.-Pine Bluff	67 37
								85	H	UNLV	62 58	255	H	Long Beach St.	66 42
								87	N	Syracuse	80 74	267	H	New Mexico	59 50
												307	A	New Mexico St.	84 67
LAST 12 Division I GAMES:															
53	H	UCLA	74 66	18	H	Southern California	67 72	52	N	BYU	73 82	151	H	North Texas	69 62
79	A	Arizona St.	45 60	87	N	Syracuse	80 74	53	H	UCLA	74 66	171	A	Georgia St.	79 66
85	H	UNLV	62 58	52	N	BYU	73 82	79	A	Arizona St.	45 60	227	A	Ga. Southern	88 46
267	H	New Mexico	59 50	151	H	North Texas	69 62	83	H	Wichita St.	74 60	233	A	Ark.-Pine Bluff	67 37
233	A	Ark.-Pine Bluff	67 37	307	A	New Mexico St.	84 67	85	H	UNLV	62 58	255	H	Long Beach St.	66 42
255	H	Long Beach St.	66 42	83	H	Wichita St.	74 60	87	N	Syracuse	80 74	267	H	New Mexico	59 50

Non-Div I Games: BYU-Hawaii 78 61

Arizona

Loss, Non-Conf, S Site, H Home A Away N Neutral

Average RPI Win:	177	WON-LOST	WINNING	LAST 12	STRENGTH OF	OPP. STRENGTH	TEAM	ADJ.	CONF.	ADJ CONF.
Average RPI Loss:	25	RECORD	PCT. RANK	GAMES	SCHEDULE	OF SCHEDULE	RPI	RPI	RPI	RPI
DIV. I ONLY	10- 4	63	8- 4	98	26	79	79	6	6	
DIV. I NON-CONF.	9- 2	38	7- 2	132	62	90	90	6	6	
TOTALS	RPI 1-25	RPI 26-50	W-L RECORDS	RPI 51-100	RPI 101-150	RPI 150+				
10- 4	0- 3	0- 0	OVERALL	3- 1	2- 0	5- 0				
8- 2	0- 1	0- 0	HOME	2- 1	2- 0	4- 0				
1- 1	0- 1	0- 0	AWAY	0- 0	0- 0	1- 0				
1- 1	0- 1	0- 0	NEUTRAL	1- 0	0- 0	0- 0				
9- 2	0- 2	0- 0	NON-CONFERENCE	2- 0	2- 0	5- 0				
7- 0	0- 0	0- 0	HOME	1- 0	2- 0	4- 0				
1- 1	0- 1	0- 0	AWAY	0- 0	0- 0	1- 0				
1- 1	0- 1	0- 0	NEUTRAL	1- 0	0- 0	0- 0				
1- 2	0- 1	0- 0	CONFERENCE	1- 1	0- 0	0- 0				
1- 2	0- 1	0- 0	HOME	1- 1	0- 0	0- 0				
0- 0	0- 0	0- 0	AWAY	0- 0	0- 0	0- 0				
0- 0	0- 0	0- 0	NEUTRAL	0- 0	0- 0	0- 0				

RPI 1-25				RPI 26-50				RPI 51-100 Team's RPI: 79				RPI 101+			
RPI	S	Opponent	Score	RPI	S	Opponent	Score	RPI	S	Opponent	Score	RPI	S	Opponent	Score
10	N	Rutgers	52 59					53	H	UCLA	48 64	147	H	Illinois St.	77 54
18	H	Southern California	48 60					55	H	Arizona	60 45	148	H	Eastern Wash.	74 43
19	A	DePaul	55 73					81	H	UTEP	47 45	192	H	Boston College	79 54
								98	N	Illinois	51 50	219	H	Cal St. Fullerton	63 49
												248	A	Colorado St.	56 52
												288	H	Army	83 46
												295	H	UC Riverside	66 46
LAST 12 Division I GAMES:															
18	H	Southern California	48 60	53	H	UCLA	48 64								
55	H	Arizona	60 45	147	H	Illinois St.	77 54								
81	H	UTEP	47 45	148	H	Eastern Wash.	74 43								
288	H	Army	83 46	10	N	Rutgers	52 59								
19	A	DePaul	55 73	98	N	Illinois	51 50								
219	H	Cal St. Fullerton	63 49	192	H	Boston College	79 54								

Non-Div I Games:

Arizona St.

■ Loss,
 ■ Non-Conf,
 ■ S Site,
 ■ H Home
 ■ A Away
 N Neutral

Ark.-Pine Bluff

Through Games Of Sunday, January 8, 2012

Average RPI Win:	0	WON-LOST	WINNING	LAST 12	STRENGTH OF	OPP. STRENGTH	TEAM	ADJ.	CONF.	ADJ CONF.
Average RPI Loss:	93	RECORD	PCT. RANK	GAMES	SCHEDULE	OF SCHEDULE	RPI	RPI	RPI	RPI
DIV. I ONLY	0- 13	339	0- 12	11	152	233	233	31	31	
DIV. I NON-CONF.	0- 11	337	0- 10	3	162	179	179	23	23	
TOTALS	RPI 1-25	RPI 26-50	W-L RECORDS	RPI 51-100	RPI 101-150	RPI 150+				
0- 13	0- 1	0- 3	OVERALL	0- 4	0- 2	0- 3				
0- 1	0- 0	0- 0	HOME	0- 1	0- 0	0- 0				
0- 12	0- 0	0- 3	AWAY	0- 3	0- 2	0- 3				
0- 0	0- 0	0- 0	NEUTRAL	0- 0	0- 0	0- 0				
0- 11	0- 1	0- 3	NON-CONFERENCE	0- 4	0- 2	0- 1				
0- 1	0- 0	0- 0	HOME	0- 1	0- 0	0- 0				
0- 10	0- 1	0- 3	AWAY	0- 3	0- 2	0- 1				
0- 0	0- 0	0- 0	NEUTRAL	0- 0	0- 0	0- 0				
0- 2	0- 0	0- 0	CONFERENCE	0- 0	0- 0	0- 2				
0- 0	0- 0	0- 0	HOME	0- 0	0- 0	0- 0				
0- 2	0- 0	0- 0	AWAY	0- 0	0- 0	0- 2				
0- 0	0- 0	0- 0	NEUTRAL	0- 0	0- 0	0- 0				

RPI 1-25				RPI 26-50				RPI 51-100				RPI 101+ Team's RPI: 233			
RPI	S	Opponent	Score	RPI	S	Opponent	Score	RPI	S	Opponent	Score	RPI	S	Opponent	Score
21	A	LSU	28 80	29	A	Kentucky	43 101	55	H	Arizona	37 67	101	A	Memphis	60 89
				31	A	Nebraska	43 95	65	A	Central Ark.	38 61	125	A	San Diego St.	43 86
				43	A	Oklahoma St.	35 98	71	A	Texas	40 79	181	A	Ole Miss	52 83
								92	A	Marquette	36 84	193	A	Alabama A&M	44 64
												204	A	Mississippi Val.	50 92
LAST 12 Division I GAMES:															
204	A	Mississippi Val.	50 92	193	A	Alabama A&M	44 64								
65	A	Central Ark.	38 61	92	A	Marquette	36 84								
43	A	Oklahoma St.	35 98	181	A	Ole Miss	52 83								
55	H	Arizona	37 67	21	A	LSU	28 80								
71	A	Texas	40 79	101	A	Memphis	60 89								
29	A	Kentucky	43 101	125	A	San Diego St.	43 86								

Non-Div I Games:

Ark.-Pine Bluff

■ Loss,
 ■ Non-Conf,
 ■ S Site,
 ■ H Home
 ■ A Away
 N Neutral

Arkansas

Through Games Of Sunday, January 8, 2012

Average RPI Win:	174	WON-LOST	WINNING	LAST 12	STRENGTH OF	OPP. STRENGTH	TEAM	ADJ.	CONF.	ADJ CONF.
Average RPI Loss:	38	RECORD	PCT. RANK	GAMES	SCHEDULE	OF SCHEDULE	RPI	RPI	RPI	RPI
DIV. I ONLY	11- 4	55	9- 3	123	30	67	67	3	3	
DIV. I NON-CONF.	11- 1	9	9- 0	250	78	117	117	5	5	
TOTALS	RPI 1-25	RPI 26-50	W-L RECORDS	RPI 51-100	RPI 101-150	RPI 150+				
11- 4	0- 2	1- 1	OVERALL	1- 1	3- 0	6- 0				
8- 1	0- 1	0- 0	HOME	0- 0	2- 0	6- 0				
1- 2	0- 1	0- 1	AWAY	1- 0	0- 0	0- 0				
2- 1	0- 0	1- 0	NEUTRAL	0- 1	1- 0	0- 0				
11- 1	0- 0	1- 0	NON-CONFERENCE	1- 1	3- 0	6- 0				
8- 0	0- 0	0- 0	HOME	0- 0	2- 0	6- 0				
1- 0	0- 0	0- 0	AWAY	1- 0	0- 0	0- 0				
2- 1	0- 0	1- 0	NEUTRAL	0- 1	1- 0	0- 0				
0- 3	0- 2	0- 1	CONFERENCE	0- 0	0- 0	0- 0				
0- 1	0- 1	0- 0	HOME	0- 0	0- 0	0- 0				
0- 2	0- 1	0- 1	AWAY	0- 0	0- 0	0- 0				
0- 0	0- 0	0- 0	NEUTRAL	0- 0	0- 0	0- 0				

RPI 1-25				RPI 26-50				RPI 51-100				Team's RPI: 67	RPI 101+			
RPI	S	Opponent	Score	RPI	S	Opponent	Score	RPI	S	Opponent	Score		RPI	S	Opponent	Score
1	H	Tennessee	38 69	29	A	Kentucky	72 84	73	A	Middle Tenn.	59 53		113	N	South Fla.	65 61
25	A	Georgia	57 67	46	N	Florida St.	55 52	95	N	Minnesota	60 68		114	H	Oral Roberts	65 37
													136	H	Utah	57 56
													162	H	Stephen F. Austin	61 46
													202	H	Grambling	69 49
													204	H	Mississippi Val.	59 40
													220	H	Morgan St.	81 50
													311	H	Texas-Arlington	57 34
													331	H	Texas Southern	86 41
LAST 12 Division I GAMES:																
29	A	Kentucky	72 84	1	H	Tennessee	38 69	162	H	Stephen F. Austin	61 46		73	A	Middle Tenn.	59 53
25	A	Georgia	57 67	204	H	Mississippi Val.	59 40	202	H	Grambling	69 49		136	H	Utah	57 56
204	H	Mississippi Val.	59 40	331	H	Texas Southern	86 41	104	H	Grambling	69 49		311	H	Texas-Arlington	57 34
331	H	Texas Southern	86 41	220	H	Morgan St.	81 50	136	H	Utah	57 56					
220	H	Morgan St.	81 50	114	H	Oral Roberts	65 37	311	H	Texas-Arlington	57 34					
114	H	Oral Roberts	65 37													

Non-Div I Games:

Arkansas

■ Loss,
 ■ Non-Conf, S Site,
 ■ Home
 ■ Away
 N Neutral

Average RPI Win: 166	WON-LOST	WINNING	LAST 12	STRENGTH OF	OPP. STRENGTH	TEAM	ADJ.	CONF.	ADJ CONF.
Average RPI Loss: 183	RECORD	PCT. RANK	GAMES	SCHEDULE	OF SCHEDULE	RPI	RPI	RPI	RPI
DIV. I ONLY	6- 10	228	4- 8	208	180	260	260	20	20
DIV. I NON-CONF.	5- 7	205	3- 5	180	169	253	253	20	20

TOTALS	RPI 1-25	RPI 26-50	W-L RECORDS	RPI 51-100	RPI 101-150	RPI 150+			
6- 10	1- 0	0- 1	OVERALL	0- 1	1- 2	4- 6			
5- 4	1- 0	0- 1	HOME	0- 0	1- 0	3- 3			
1- 4	0- 0	0- 0	AWAY	0- 1	0- 0	1- 3			
0- 2	0- 0	0- 0	NEUTRAL	0- 0	0- 2	0- 0			
5- 7	1- 0	0- 1	NON-CONFERENCE	0- 1	1- 2	3- 3			
4- 2	1- 0	0- 1	HOME	0- 0	1- 0	2- 1			
1- 3	0- 0	0- 0	AWAY	0- 1	0- 0	1- 2			
0- 2	0- 0	0- 0	NEUTRAL	0- 0	0- 2	0- 0			
1- 3	0- 0	0- 0	CONFERENCE	0- 0	0- 0	1- 3			
1- 2	0- 0	0- 0	HOME	0- 0	0- 0	1- 2			
0- 1	0- 0	0- 0	AWAY	0- 0	0- 0	0- 1			
0- 0	0- 0	0- 0	NEUTRAL	0- 0	0- 0	0- 0			

RPI 1-25				RPI 26-50				RPI 51-100				RPI 101+ Team's RPI: 260			
RPI	S	Opponent	Score	RPI	S	Opponent	Score	RPI	S	Opponent	Score	RPI	S	Opponent	Score
18	H	Southern California	58 56	49	H	Missouri St.	68 77	90	A	Charlotte	48 78	112	H	Toledo	64 56
												147	N	Illinois St.	50 78
												148	N	Eastern Wash.	51 72
												151	H	North Texas	70 64
												153	H	Denver	49 58
												162	A	Stephen F. Austin	69 64
												187	H	Louisiana Tech	59 69
												232	H	Fla. Atlantic	44 57
												237	A	Tulsa	48 70
												237	H	Tulsa	80 70
												259	A	La.-Monroe	57 83
												314	H	A&M-Corpus Christi	84 71
												325	A	Southeast Mo. St.	52 56
LAST 12 Division I GAMES:															
153	H	Denver	49 58	151	H	North Texas	70 64								
259	A	La.-Monroe	57 83	187	H	Louisiana Tech	59 69								
232	H	Fla. Atlantic	44 57	237	H	Tulsa	80 70								
49	H	Missouri St.	68 77	148	N	Eastern Wash.	51 72								
162	A	Stephen F. Austin	69 64	147	N	Illinois St.	50 78								
18	H	Southern California	58 56	325	A	Southeast Mo. St.	52 56								

Non-Div I Games:

Arkansas St.

■ Loss,
■ Non-Conf,
■ S Site,
■ H Home
■ A Away
N Neutral

Average RPI Win: 278	WON-LOST	WINNING	LAST 12	STRENGTH OF	OPP. STRENGTH	TEAM	ADJ.	CONF.	ADJ CONF.
Average RPI Loss: 164	RECORD	PCT. RANK	GAMES	SCHEDULE	OF SCHEDULE	RPI	RPI	RPI	RPI
DIV. I ONLY	6- 9	217	3- 8	315	262	288	288	29	29
DIV. I NON-CONF.	5- 9	236	2- 8	293	249	273	273	32	32
TOTALS	RPI 1-25	RPI 26-50	W-L RECORDS	RPI 51-100	RPI 101-150	RPI 150+			
6- 9	0- 0	0- 0	OVERALL	0- 2	0- 3	6- 4			
4- 3	0- 0	0- 0	HOME	0- 1	0- 1	4- 1			
2- 6	0- 0	0- 0	AWAY	0- 1	0- 2	2- 3			
0- 0	0- 0	0- 0	NEUTRAL	0- 0	0- 0	0- 0			
5- 9	0- 0	0- 0	NON-CONFERENCE	0- 2	0- 3	5- 4			
4- 3	0- 0	0- 0	HOME	0- 1	0- 1	4- 1			
1- 6	0- 0	0- 0	AWAY	0- 1	0- 2	1- 3			
0- 0	0- 0	0- 0	NEUTRAL	0- 0	0- 0	0- 0			
1- 0	0- 0	0- 0	CONFERENCE	0- 0	0- 0	1- 0			
0- 0	0- 0	0- 0	HOME	0- 0	0- 0	0- 0			
1- 0	0- 0	0- 0	AWAY	0- 0	0- 0	1- 0			
0- 0	0- 0	0- 0	NEUTRAL	0- 0	0- 0	0- 0			

RPI 1-25				RPI 26-50				RPI 51-100				RPI 101+				Team's RPI: 288	
RPI	S	Opponent	Score	RPI	S	Opponent	Score	RPI	S	Opponent	Score	RPI	S	Opponent	Score		
								78	H	Quinnipiac	51	54	109	H	Seton Hall	50	53
								79	A	Arizona St.	46	83	124	A	Yale	62	63
													130	A	Penn	60	70
													188	H	Manhattan	58	43
													199	A	Loyola Maryland	64	68
													203	A	Bryant	54	64
													212	H	Hawaii	55	51
													225	H	Binghamton	47	49
													265	H	Fairleigh Dickinson	51	37
													328	A	Columbia	58	63
													329	H	Wagner	70	46
													336	A	Bucknell	67	64
													340	A	St. Francis (NY)	59	43
LAST 12 Division I GAMES:																	
203	A	Bryant	54	64	336	A	Bucknell	67	64								
124	A	Yale	62	63	199	A	Loyola Maryland	64	68								
78	H	Quinnipiac	51	54	212	H	Hawaii	55	51								
79	A	Arizona St.	46	83	328	A	Columbia	58	63								
130	A	Penn	60	70	188	H	Manhattan	58	43								
225	H	Binghamton	47	49	265	H	Fairleigh Dickinson	51	37								

Non-Div I Games: Manhattanville 71 40

Army

■ Loss,
 ■ Non-Conf,
 ■ S Site,
 ■ H Home
 ■ A Away
 N Neutral

Average RPI Win:	226	WON-LOST	WINNING	LAST 12	STRENGTH OF	OPP. STRENGTH	TEAM	ADJ.	CONF.	ADJ CONF.
Average RPI Loss:	49	RECORD	PCT. RANK	GAMES	SCHEDULE	OF SCHEDULE	RPI	RPI	RPI	RPI
DIV. I ONLY	9- 7	142	6- 6	119	68	128	128	3	3	
DIV. I NON-CONF.	8- 5	109	5- 4	203	122	168	168	5	5	
TOTALS	RPI 1-25	RPI 26-50	W-L RECORDS	RPI 51-100	RPI 101-150	RPI 150+				
9- 7	0- 4	0- 0	OVERALL	1- 2	2- 0	6- 1				
5- 3	0- 3	0- 0	HOME	0- 0	1- 0	4- 0				
2- 3	0- 1	0- 0	AWAY	0- 1	1- 0	1- 1				
2- 1	0- 0	0- 0	NEUTRAL	1- 1	0- 0	1- 0				
8- 5	0- 2	0- 0	NON-CONFERENCE	1- 2	1- 0	6- 1				
5- 1	0- 1	0- 0	HOME	0- 0	1- 0	4- 0				
1- 3	0- 1	0- 0	AWAY	0- 1	0- 0	1- 1				
2- 1	0- 0	0- 0	NEUTRAL	1- 1	0- 0	1- 0				
1- 2	0- 2	0- 0	CONFERENCE	0- 0	1- 0	0- 0				
0- 2	0- 2	0- 0	HOME	0- 0	0- 0	0- 0				
1- 0	0- 0	0- 0	AWAY	0- 0	1- 0	0- 0				
0- 0	0- 0	0- 0	NEUTRAL	0- 0	0- 0	0- 0				

RPI 1-25				RPI 26-50				RPI 51-100				RPI 101+ Team's RPI: 128			
RPI	S	Opponent	Score	RPI	S	Opponent	Score	RPI	S	Opponent	Score	RPI	S	Opponent	Score
1	H	Tennessee	52 73					56	N	Marist	61 69	113	H	South Fla.	62 45
12	A	Duke	50 73					66	A	Temple	57 73	139	A	Alabama	65 55
22	H	Purdue	54 62					90	N	Charlotte	68 58	163	A	FIU	55 64
25	H	Georgia	45 70									222	H	George Washington	55 47
												229	N	Central Conn. St.	49 40
												294	A	Mercer	77 43
												300	H	S.C. Upstate	75 34
												310	H	Belmont	80 53
												337	H	Troy	74 47
LAST 12 Division I GAMES:															
139	A	Alabama	65 55	25	H	Georgia	45 70								
1	H	Tennessee	52 73	22	H	Purdue	54 62								
163	A	FIU	55 64	113	H	South Fla.	62 45								
90	N	Charlotte	68 58	66	A	Temple	57 73								
229	N	Central Conn. St.	49 40	337	H	Troy	74 47								
56	N	Marist	61 69	300	H	S.C. Upstate	75 34								

Non-Div I Games:

Auburn

■ Loss,
■ Non-Conf, S Site,
■ Home
■ Away
N Neutral

Average RPI Win:	310	WON-LOST	WINNING	LAST 12	STRENGTH OF	OPP. STRENGTH	TEAM	ADJ.	CONF.	ADJ CONF.
Average RPI Loss:	158	RECORD	PCT. RANK	GAMES	SCHEDULE	OF SCHEDULE	RPI	RPI	RPI	RPI
DIV. I ONLY	5- 12	267	3- 9	202	324	263	263	32	32	
DIV. I NON-CONF.	3- 10	281	1- 7	119	313	223	223	31	31	
TOTALS	RPI 1-25	RPI 26-50	W-L RECORDS	RPI 51-100	RPI 101-150	RPI 150+				
5- 12	0- 0	0- 2	OVERALL	0- 2	0- 1	5- 7				
2- 4	0- 0	0- 1	HOME	0- 1	0- 0	2- 2				
3- 7	0- 0	0- 1	AWAY	0- 1	0- 1	3- 3				
0- 1	0- 0	0- 0	NEUTRAL	0- 0	0- 0	0- 1				
3- 10	0- 0	0- 2	NON-CONFERENCE	0- 2	0- 1	3- 5				
1- 4	0- 0	0- 1	HOME	0- 1	0- 0	1- 2				
2- 5	0- 0	0- 1	AWAY	0- 1	0- 1	2- 2				
0- 1	0- 0	0- 0	NEUTRAL	0- 0	0- 0	0- 1				
2- 2	0- 0	0- 0	CONFERENCE	0- 0	0- 0	2- 2				
1- 0	0- 0	0- 0	HOME	0- 0	0- 0	1- 0				
1- 2	0- 0	0- 0	AWAY	0- 0	0- 0	1- 2				
0- 0	0- 0	0- 0	NEUTRAL	0- 0	0- 0	0- 0				

RPI 1-25				RPI 26-50				RPI 51-100				RPI 101+ Team's RPI: 263			
RPI	S	Opponent	Score	RPI	S	Opponent	Score	RPI	S	Opponent	Score	RPI	S	Opponent	Score
				26	A	Louisville	60 78	73	A	Middle Tenn.	63 69	131	A	Bowling Green	38 72
				40	H	Vanderbilt	51 83	88	H	UAB	45 49	161	H	Florida A&M	77 86
												180	N	American	54 55
												185	A	Cal Poly	69 79
												193	H	Alabama A&M	68 80
												258	A	Ball St.	55 59
												271	A	Tennessee St.	81 95
												281	A	Eastern Ky.	66 63
												290	A	Morehead St.	67 74
												301	H	Southern Ill.	76 70
												310	A	Belmont	58 56
												319	H	Murray St.	71 63
												339	A	Lipscomb	61 58
LAST 12 Division I GAMES:															
				281	A	Eastern Ky.	66 63	319	H	Murray St.	71 63				
				290	A	Morehead St.	67 74	258	A	Ball St.	55 59				
				271	A	Tennessee St.	81 95	131	A	Bowling Green	38 72				
				193	H	Alabama A&M	68 80	73	A	Middle Tenn.	63 69				
				161	H	Florida A&M	77 86	88	H	UAB	45 49				
				310	A	Belmont	58 56	40	H	Vanderbilt	51 83				

Non-Div I Games:

Austin Peay

■ Loss,
■ Non-Conf,
■ S Site,
■ H Home
■ A Away
N Neutral

Average RPI Win:	194	WON-LOST	WINNING	LAST 12	STRENGTH OF	OPP. STRENGTH	TEAM	ADJ.	CONF.	ADJ CONF.
Average RPI Loss:	27	RECORD	PCT. RANK	GAMES	SCHEDULE	OF SCHEDULE	RPI	RPI	RPI	RPI
DIV. I ONLY	13- 3	25	10- 1	185	39	52	52	8	8	
DIV. I NON-CONF.	10- 2	31	7- 0	117	43	34	34	9	9	
TOTALS	RPI 1-25	RPI 26-50	W-L RECORDS	RPI 51-100	RPI 101-150	RPI 150+				
13- 3	0- 2	0- 0	OVERALL	2- 1	3- 0	8- 0				
6- 1	0- 1	0- 0	HOME	0- 0	3- 0	3- 0				
5- 2	0- 1	0- 0	AWAY	0- 1	0- 0	5- 0				
2- 0	0- 0	0- 0	NEUTRAL	2- 0	0- 0	0- 0				
10- 2	0- 2	0- 0	NON-CONFERENCE	2- 0	3- 0	5- 0				
5- 1	0- 1	0- 0	HOME	0- 0	3- 0	2- 0				
3- 1	0- 1	0- 0	AWAY	0- 0	0- 0	3- 0				
2- 0	0- 0	0- 0	NEUTRAL	2- 0	0- 0	0- 0				
3- 1	0- 0	0- 0	CONFERENCE	0- 1	0- 0	3- 0				
1- 0	0- 0	0- 0	HOME	0- 0	0- 0	1- 0				
2- 1	0- 0	0- 0	AWAY	0- 1	0- 0	2- 0				
0- 0	0- 0	0- 0	NEUTRAL	0- 0	0- 0	0- 0				

RPI	S	Opponent	Score	RPI	S	Opponent	Score	RPI	S	Opponent	Score	RPI	S	Opponent	Score
9	A	Kansas St.	46 59					55	N	Arizona	82 73	132	H	Wisconsin	77 59
12	H	Duke	55 61					59	A	St. Mary's (CA)	48 54	136	H	Utah	63 58
								87	N	Syracuse	83 59	148	H	Eastern Wash.	77 58
												157	A	Portland	79 53
												160	A	Utah St.	73 65
												237	A	Tulsa	64 61
												254	H	Southern Utah	82 49
												273	A	San Francisco	76 67
												275	H	Loyola Marymount	80 47
												277	H	Nevada	84 53
												332	A	Weber St.	84 67
LAST 12 Division I GAMES:															
275	H	Loyola Marymount	80 47	273	A	San Francisco	76 67								
157	A	Portland	79 53	254	H	Southern Utah	82 49								
59	A	St. Mary's (CA)	48 54	87	N	Syracuse	83 59								
277	H	Nevada	84 53	55	N	Arizona	82 73								
160	A	Utah St.	73 65	148	H	Eastern Wash.	77 58								
136	H	Utah	63 58	132	H	Wisconsin	77 59								

Non-Div I Games: BYU-Hawaii 88 27

BYU

■ Loss,
 ■ Non-Conf, S Site,
 ■ Home
 ■ Away
 N Neutral

Average RPI Win:	212	WON-LOST	WINNING	LAST 12	STRENGTH OF	OPP. STRENGTH	TEAM	ADJ.	CONF.	ADJ CONF.
Average RPI Loss:	186	RECORD	PCT. RANK	GAMES	SCHEDULE	OF SCHEDULE	RPI	RPI	RPI	RPI
DIV. I ONLY	5- 9	235	5- 6	182	306	258	258	14	14	
DIV. I NON-CONF.	4- 8	238	4- 5	159	308	262	262	16	16	
TOTALS	RPI 1-25	RPI 26-50	W-L RECORDS	RPI 51-100	RPI 101-150	RPI 150+				
5- 9	0- 1	0- 0	OVERALL	1- 0	1- 1	3- 7				
4- 4	0- 0	0- 0	HOME	1- 0	1- 1	2- 3				
1- 5	0- 1	0- 0	AWAY	0- 0	0- 0	1- 4				
0- 0	0- 0	0- 0	NEUTRAL	0- 0	0- 0	0- 0				
4- 8	0- 1	0- 0	NON-CONFERENCE	1- 0	0- 1	3- 6				
3- 4	0- 0	0- 0	HOME	1- 0	0- 1	2- 3				
1- 4	0- 1	0- 0	AWAY	0- 0	0- 0	1- 3				
0- 0	0- 0	0- 0	NEUTRAL	0- 0	0- 0	0- 0				
1- 1	0- 0	0- 0	CONFERENCE	0- 0	1- 0	0- 1				
1- 0	0- 0	0- 0	HOME	0- 0	1- 0	0- 0				
0- 1	0- 0	0- 0	AWAY	0- 0	0- 0	0- 1				
0- 0	0- 0	0- 0	NEUTRAL	0- 0	0- 0	0- 0				

RPI S	Opponent	Score	RPI S	Opponent	Score	RPI S	Opponent	Score	RPI S	Opponent	Score	Team's RPI: 258
17	A Green Bay	39 80				89	H Stetson	78 73	115	H Eastern Mich.	54 51	
									147	H Illinois St.	52 63	
									152	A Wright St.	55 74	
									156	H Marshall	58 60	
									167	A SIU Edwardsville	56 68	
									191	H Detroit	68 87	
									239	A Butler	43 55	
									263	H Austin Peay	59 55	
									276	A Evansville	55 50	
									298	H Valparaiso	53 67	
									306	A Western Mich.	64 76	
									319	H Murray St.	81 72	
LAST 12 Division I GAMES:												
115	H Eastern Mich.	54 51	306	A Western Mich.	64 76							
156	H Marshall	58 60	89	H Stetson	78 73							
17	A Green Bay	39 80	191	H Detroit	68 87							
298	H Valparaiso	53 67	276	A Evansville	55 50							
263	H Austin Peay	59 55	319	H Murray St.	81 72							
239	A Butler	43 55	167	A SIU Edwardsville	56 68							

Non-Div I Games: Oakland City 68 39

Ball St.

Loss,
Non-Conf, S Site,
H Home
A Away
N Neutral

Average RPI Win:	97	WON-LOST	WINNING	LAST 12	STRENGTH OF	OPP. STRENGTH	TEAM	ADJ.	CONF.	ADJ CONF.
Average RPI Loss:	0	RECORD	PCT. RANK	GAMES	SCHEDULE	OF SCHEDULE	RPI	RPI	RPI	RPI
DIV. I ONLY	15- 0	1	12- 0	21	6	2	2	1	1	
DIV. I NON-CONF.	13- 0	1	10- 0	31	2	4	4	1	1	
TOTALS	RPI 1-25		RPI 26-50	W-L RECORDS	RPI 51-100	RPI 101-150	RPI 150+			
15- 0	3- 0		0- 0	OVERALL	8- 0	1- 0	3- 0			
11- 0	2- 0		0- 0	HOME	5- 0	1- 0	3- 0			
3- 0	1- 0		0- 0	AWAY	2- 0	0- 0	0- 0			
1- 0	0- 0		0- 0	NEUTRAL	1- 0	0- 0	0- 0			
13- 0	3- 0		0- 0	NON-CONFERENCE	6- 0	1- 0	3- 0			
10- 0	2- 0		0- 0	HOME	4- 0	1- 0	3- 0			
2- 0	1- 0		0- 0	AWAY	1- 0	0- 0	0- 0			
1- 0	0- 0		0- 0	NEUTRAL	1- 0	0- 0	0- 0			
2- 0	0- 0		0- 0	CONFERENCE	2- 0	0- 0	0- 0			
1- 0	0- 0		0- 0	HOME	1- 0	0- 0	0- 0			
1- 0	0- 0		0- 0	AWAY	1- 0	0- 0	0- 0			
0- 0	0- 0		0- 0	NEUTRAL	0- 0	0- 0	0- 0			

RPI	S	Opponent	Score	RPI	S	Opponent	Score	RPI	S	Opponent	Score	RPI	S	Opponent	Score
1	A	Tennessee	76 67					53	H	UCLA	83 50	124	H	Yale	109 59
5	H	Connecticut	66 61					57	N	St. John's (NY)	73 59	204	H	Mississippi Val.	93 55
7	H	Notre Dame	94 81					61	H	Missouri	90 46	211	H	Milwaukee	72 41
								63	H	Chattanooga	91 31	331	H	Texas Southern	91 39
								69	H	Howard	82 28				
								80	A	Iowa St.	57 45				
								93	H	McNeese St.	90 50				
								95	A	Minnesota	89 60				
LAST 12 Division I GAMES:															
61	H	Missouri	90 46	80	A	Iowa St.	57 45								
204	H	Mississippi Val.	93 55	95	A	Minnesota	89 60								
93	H	McNeese St.	90 50	331	H	Texas Southern	91 39								
5	H	Connecticut	66 61	1	A	Tennessee	76 67								
57	N	St. John's (NY)	73 59	124	H	Yale	109 59								
211	H	Milwaukee	72 41	7	H	Notre Dame	94 81								

Non-Div I Games:

Baylor

■ Loss,
 ■ Non-Conf, S Site,
 ■ Home
 ■ Away
 N Neutral

Average RPI Win: 260	WON-LOST	WINNING	LAST 12	STRENGTH OF	OPP. STRENGTH	TEAM	ADJ.	CONF.	ADJ CONF.
Average RPI Loss: 189	RECORD	PCT. RANK	GAMES	SCHEDULE	OF SCHEDULE	RPI	RPI	RPI	RPI
DIV. I ONLY	4- 12	285	4- 8	265	285	310	310	30	30
DIV. I NON-CONF.	1- 10	330	1- 6	141	214	266	266	29	29
TOTALS	RPI 1-25	RPI 26-50	W-L RECORDS	RPI 51-100	RPI 101-150	RPI 150+			
4- 12	0- 0	0- 1	OVERALL	0- 1	1- 3	3- 7			
3- 4	0- 0	0- 0	HOME	0- 0	1- 0	2- 4			
1- 8	0- 0	0- 1	AWAY	0- 1	0- 3	1- 3			
0- 0	0- 0	0- 0	NEUTRAL	0- 0	0- 0	0- 0			
1- 10	0- 0	0- 1	NON-CONFERENCE	0- 1	1- 3	0- 5			
1- 3	0- 0	0- 0	HOME	0- 0	1- 0	0- 3			
0- 7	0- 0	0- 1	AWAY	0- 1	0- 3	0- 2			
0- 0	0- 0	0- 0	NEUTRAL	0- 0	0- 0	0- 0			
3- 2	0- 0	0- 0	CONFERENCE	0- 0	0- 0	3- 2			
2- 1	0- 0	0- 0	HOME	0- 0	0- 0	2- 1			
1- 1	0- 0	0- 0	AWAY	0- 0	0- 0	1- 1			
0- 0	0- 0	0- 0	NEUTRAL	0- 0	0- 0	0- 0			

RPI 1-25				RPI 26-50				RPI 51-100				RPI 101+				Team's RPI: 310	
RPI	S	Opponent	Score	RPI	S	Opponent	Score	RPI	S	Opponent	Score	RPI	S	Opponent	Score		
				33	A	Florida	45 72	63	A	Chattanooga	42 75	101	A	Memphis	40 79		
												120	A	UT Martin	48 67		
												128	A	Auburn	53 80		
												138	H	Indiana St.	69 59		
												194	H	Indiana	52 63		
												224	H	Texas St.	66 71		
												256	H	Kennesaw St.	57 55		
												263	H	Austin Peay	56 58		
												266	A	Ohio	51 65		
												281	A	Eastern Ky.	46 60		
												294	H	Mercer	61 64		
												305	A	Jacksonville	50 57		
												308	A	North Florida	54 37		
												339	H	Lipscomb	64 54		
LAST 12 Division I GAMES:																	
				305	A	Jacksonville	50 57	339	H	Lipscomb	64 54						
				308	A	North Florida	54 37	294	H	Mercer	61 64						
				224	H	Texas St.	66 71	256	H	Kennesaw St.	57 55						
				263	H	Austin Peay	56 58	33	A	Florida	45 72						
				63	A	Chattanooga	42 75	138	H	Indiana St.	69 59						
				281	A	Eastern Ky.	46 60	266	A	Ohio	51 65						

Non-Div I Games:

Belmont

■ Loss,
 ■ Non-Conf,
 ■ S Site,
 ■ H Home
 ■ A Away
 N Neutral

Average RPI Win:	314	WON-LOST	WINNING	LAST 12	STRENGTH OF	OPP. STRENGTH	TEAM	ADJ.	CONF.	ADJ CONF.
Average RPI Loss:	201	RECORD	PCT. RANK	GAMES	SCHEDULE	OF SCHEDULE	RPI	RPI	RPI	RPI
DIV. I ONLY	2- 10	308	2- 9	273	331	333	333	27	27	
DIV. I NON-CONF.	2- 8	288	2- 7	289	329	332	332	24	24	
TOTALS	RPI 1-25	RPI 26-50	W-L RECORDS	RPI 51-100	RPI 101-150	RPI 150+				
2- 10	0- 0	0- 0	OVERALL	0- 1	0- 1	2- 8				
2- 3	0- 0	0- 0	HOME	0- 1	0- 0	2- 2				
0- 5	0- 0	0- 0	AWAY	0- 0	0- 1	0- 4				
0- 2	0- 0	0- 0	NEUTRAL	0- 0	0- 0	0- 2				
2- 8	0- 0	0- 0	NON-CONFERENCE	0- 1	0- 1	2- 6				
2- 2	0- 0	0- 0	HOME	0- 1	0- 0	2- 1				
0- 4	0- 0	0- 0	AWAY	0- 0	0- 1	0- 3				
0- 2	0- 0	0- 0	NEUTRAL	0- 0	0- 0	0- 2				
0- 2	0- 0	0- 0	CONFERENCE	0- 0	0- 0	0- 2				
0- 1	0- 0	0- 0	HOME	0- 0	0- 0	0- 1				
0- 1	0- 0	0- 0	AWAY	0- 0	0- 0	0- 1				
0- 0	0- 0	0- 0	NEUTRAL	0- 0	0- 0	0- 0				

RPI S	Opponent	Score	RPI S	Opponent	Score	RPI S	Opponent	Score	RPI S	Opponent	Score	Team's RPI: 333
						89	H Stetson	64 82	113	A South Fla.	36 72	
									161	H Florida A&M	57 81	
									171	A Georgia St.	50 66	
									223	A UCF	49 66	
									232	A Fla. Atlantic	46 68	
									232	N Fla. Atlantic	70 71	
									240	N Campbell	46 62	
									270	H La.-Lafayette	67 72	
									279	A N.C. A&T	54 69	
									308	H North Florida	66 63	
									320	H Kent St.	58 49	
LAST 12 Division I GAMES:												
171	A	Georgia St.	50	66	279	A	N.C. A&T	54	69			
320	H	Kent St.	58	49	89	H	Stetson	64	82			
308	H	North Florida	66	63	161	H	Florida A&M	57	81			
240	N	Campbell	46	62	223	A	UCF	49	66			
232	N	Fla. Atlantic	70	71	232	A	Fla. Atlantic	46	68			
270	H	La.-Lafayette	67	72	113	A	South Fla.	36	72			

Non-Div I Games: Palm Beach Atl. 56 59 Ave Maria 74 52

Bethune-Cookman

Loss, Non-Conf, S Site, H Home A Away N Neutral

Binghamton

Through Games Of Sunday, January 8, 2012

Average RPI Win:	289	WON-LOST	WINNING	LAST 12	STRENGTH OF	OPP. STRENGTH	TEAM	ADJ.	CONF.	ADJ CONF.
Average RPI Loss:	128	RECORD	PCT. RANK	GAMES	SCHEDULE	OF SCHEDULE	RPI	RPI	RPI	RPI
DIV. I ONLY	8- 8	171	5- 7	305	224	225	225	13	13	
DIV. I NON-CONF.	6- 7	181	3- 6	282	229	215	215	13	13	
TOTALS	RPI 1-25	RPI 26-50	W-L RECORDS	RPI 51-100	RPI 101-150	RPI 150+				
8- 8	0- 0	0- 1	OVERALL	0- 3	0- 1	8- 3				
2- 4	0- 0	0- 1	HOME	0- 1	0- 0	2- 2				
5- 3	0- 0	0- 0	AWAY	0- 1	0- 1	5- 1				
1- 1	0- 0	0- 0	NEUTRAL	0- 1	0- 0	1- 0				
6- 7	0- 0	0- 1	NON-CONFERENCE	0- 3	0- 0	6- 3				
1- 4	0- 0	0- 1	HOME	0- 1	0- 0	1- 2				
4- 2	0- 0	0- 0	AWAY	0- 1	0- 0	4- 1				
1- 1	0- 0	0- 0	NEUTRAL	0- 1	0- 0	1- 0				
2- 1	0- 0	0- 0	CONFERENCE	0- 0	0- 1	2- 0				
1- 0	0- 0	0- 0	HOME	0- 0	0- 0	1- 0				
1- 1	0- 0	0- 0	AWAY	0- 0	0- 1	1- 0				
0- 0	0- 0	0- 0	NEUTRAL	0- 0	0- 0	0- 0				

RPI S	Opponent	Score	RPI S	Opponent	Score	RPI S	Opponent	Score	RPI S	Opponent	Score	Team's RPI: 225
			41 H	St. Bonaventure	34 49	54 N	Dayton	50 60	108 A	Boston U.	48 60	
						87 H	Syracuse	57 90	159 H	Rider	56 66	
						95 A	Minnesota	40 65	221 H	Mt. St. Mary's	52 43	
									228 H	Massachusetts	55 64	
									246 A	Stony Brook	44 32	
									253 A	Niagara	53 64	
									277 N	Nevada	58 52	
									288 A	Army	49 47	
									293 A	Cornell	61 48	
									324 H	Maine	72 54	
									327 A	Siena	80 70	
									334 A	Saint Peter's	70 63	
LAST 12 Division I GAMES:												
246 A	Stony Brook	44 32	108 A	Boston U.	48 60							
324 H	Maine	72 54	253 A	Niagara	53 64							
54 N	Dayton	50 60	288 A	Army	49 47							
334 A	Saint Peter's	70 63	41 H	St. Bonaventure	34 49							
228 H	Massachusetts	55 64	293 A	Cornell	61 48							
159 H	Rider	56 66	87 H	Syracuse	57 90							

Non-Div I Games:

Binghamton

Loss, Non-Conf, S Site, H Home A Away N Neutral

Average RPI Win:	261	WON-LOST	WINNING	LAST 12	STRENGTH OF	OPP. STRENGTH	TEAM	ADJ.	CONF.	ADJ CONF.
Average RPI Loss:	135	RECORD	PCT. RANK	GAMES	SCHEDULE	OF SCHEDULE	RPI	RPI	RPI	RPI
DIV. I ONLY	7- 6	151	6- 5	294	211	231	231	23	23	
DIV. I NON-CONF.	7- 6	154	6- 5	292	211	234	234	26	26	
TOTALS	RPI 1-25	RPI 26-50	W-L RECORDS	RPI 51-100	RPI 101-150	RPI 150+				
7- 6	0- 0	0- 0	OVERALL	0- 2	2- 0	5- 4				
5- 3	0- 0	0- 0	HOME	0- 1	1- 0	4- 2				
2- 3	0- 0	0- 0	AWAY	0- 1	1- 0	1- 2				
0- 0	0- 0	0- 0	NEUTRAL	0- 0	0- 0	0- 0				
7- 6	0- 0	0- 0	NON-CONFERENCE	0- 2	2- 0	5- 4				
5- 3	0- 0	0- 0	HOME	0- 1	1- 0	4- 2				
2- 3	0- 0	0- 0	AWAY	0- 1	1- 0	1- 2				
0- 0	0- 0	0- 0	NEUTRAL	0- 0	0- 0	0- 0				
0- 0	0- 0	0- 0	CONFERENCE	0- 0	0- 0	0- 0				
0- 0	0- 0	0- 0	HOME	0- 0	0- 0	0- 0				
0- 0	0- 0	0- 0	AWAY	0- 0	0- 0	0- 0				
0- 0	0- 0	0- 0	NEUTRAL	0- 0	0- 0	0- 0				

RPI 1-25				RPI 26-50				RPI 51-100				RPI 101+ Team's RPI: 231			
RPI	S	Opponent	Score	RPI	S	Opponent	Score	RPI	S	Opponent	Score	RPI	S	Opponent	Score
								75	A	Idaho St.	75 84	126	H	Pepperdine	68 57
								87	H	Syracuse	47 70	148	A	Eastern Wash.	72 63
												157	A	Portland	56 83
												160	A	Utah St.	86 97
												160	H	Utah St.	52 64
												168	H	Seattle	80 89
												295	H	UC Riverside	68 58
												307	A	New Mexico St.	56 53
												307	H	New Mexico St.	72 57
												315	H	Utah Valley	85 64
												332	H	Weber St.	86 68
LAST 12 Division I GAMES:															
315	H	Utah Valley	85 64	307	A	New Mexico St.	56 53								
160	H	Utah St.	52 64	87	H	Syracuse	47 70								
157	A	Portland	56 83	295	H	UC Riverside	68 58								
148	A	Eastern Wash.	72 63	160	A	Utah St.	86 97								
307	H	New Mexico St.	72 57	126	H	Pepperdine	68 57								
168	H	Seattle	80 89	75	A	Idaho St.	75 84								

Non-Div I Games: Montana Tech 97 61 Southern Ore. 93 55

Boise St.

Average RPI Win:	213	WON-LOST	WINNING	LAST 12	STRENGTH OF	OPP. STRENGTH	TEAM	ADJ.	CONF.	ADJ CONF.
Average RPI Loss:	85	RECORD	PCT. RANK	GAMES	SCHEDULE	OF SCHEDULE	RPI	RPI	RPI	RPI
DIV. I ONLY	5- 10	245	4- 8	48	124	192	192	5	5	
DIV. I NON-CONF.	5- 8	220	4- 6	49	117	195	195	4	4	
TOTALS	RPI 1-25	RPI 26-50	W-L RECORDS	RPI 51-100	RPI 101-150	RPI 150+				
5- 10	0- 1	0- 1	OVERALL	0- 5	1- 2	4- 1				
5- 3	0- 0	0- 0	HOME	0- 1	1- 1	4- 1				
0- 7	0- 1	0- 1	AWAY	0- 4	0- 1	0- 0				
0- 0	0- 0	0- 0	NEUTRAL	0- 0	0- 0	0- 0				
5- 8	0- 1	0- 1	NON-CONFERENCE	0- 4	1- 2	4- 0				
5- 2	0- 0	0- 0	HOME	0- 1	1- 1	4- 0				
0- 6	0- 1	0- 1	AWAY	0- 3	0- 1	0- 0				
0- 0	0- 0	0- 0	NEUTRAL	0- 0	0- 0	0- 0				
0- 2	0- 0	0- 0	CONFERENCE	0- 1	0- 0	0- 1				
0- 1	0- 0	0- 0	HOME	0- 0	0- 0	0- 1				
0- 1	0- 0	0- 0	AWAY	0- 1	0- 0	0- 0				
0- 0	0- 0	0- 0	NEUTRAL	0- 0	0- 0	0- 0				

RPI 1-25				RPI 26-50				RPI 51-100				RPI 101+ Team's RPI: 192			
RPI	S	Opponent	Score	RPI	S	Opponent	Score	RPI	S	Opponent	Score	RPI	S	Opponent	Score
10	A	Rutgers	58 74	38	A	Saint Joseph's	57 74	54	A	Dayton	60 69	108	H	Boston U.	62 70
								60	H	Hampton	63 71	132	A	Wisconsin	50 58
								79	A	Arizona St.	54 79	140	H	Holy Cross	67 58
								94	A	Hartford	45 54	174	H	Virginia Tech	35 38
								97	A	Wake Forest	58 72	203	H	Bryant	68 42
												228	H	Massachusetts	80 64
												229	H	Central Conn. St.	57 49
												265	H	Fairleigh Dickinson	68 57
LAST 12 Division I GAMES:															
174	H	Virginia Tech	35 38	97	A	Wake Forest	58 72								
229	H	Central Conn. St.	57 49	94	A	Hartford	45 54								
38	A	Saint Joseph's	57 74	228	H	Massachusetts	80 64								
60	H	Hampton	63 71	54	A	Dayton	60 69								
140	H	Holy Cross	67 58	132	A	Wisconsin	50 58								
108	H	Boston U.	62 70	203	H	Bryant	68 42								

Non-Div I Games:

Boston College

■ Loss,
 ■ Non-Conf, S Site,
 ■ Home
 ■ Away
 N Neutral

Average RPI Win: 189	WON-LOST	WINNING	LAST 12	STRENGTH OF	OPP. STRENGTH	TEAM	ADJ.	CONF.	ADJ CONF.
Average RPI Loss: 111	RECORD	PCT. RANK	GAMES	SCHEDULE	OF SCHEDULE	RPI	RPI	RPI	RPI
DIV. I ONLY	9- 6	115	8- 4	206	82	108	108	13	13
DIV. I NON-CONF.	7- 6	154	6- 4	211	35	102	102	13	13
TOTALS	RPI 1-25	RPI 26-50	W-L RECORDS	RPI 51-100	RPI 101-150	RPI 150+			
9- 6	0- 0	0- 1	OVERALL	1- 2	2- 2	6- 1			
5- 0	0- 0	0- 0	HOME	1- 0	1- 0	3- 0			
3- 5	0- 0	0- 1	AWAY	0- 2	1- 1	2- 1			
1- 1	0- 0	0- 0	NEUTRAL	0- 0	0- 1	1- 0			
7- 6	0- 0	0- 1	NON-CONFERENCE	1- 2	2- 2	4- 1			
4- 0	0- 0	0- 0	HOME	1- 0	1- 0	2- 0			
2- 5	0- 0	0- 1	AWAY	0- 2	1- 1	1- 1			
1- 1	0- 0	0- 0	NEUTRAL	0- 0	0- 1	1- 0			
2- 0	0- 0	0- 0	CONFERENCE	0- 0	0- 0	2- 0			
1- 0	0- 0	0- 0	HOME	0- 0	0- 0	1- 0			
1- 0	0- 0	0- 0	AWAY	0- 0	0- 0	1- 0			
0- 0	0- 0	0- 0	NEUTRAL	0- 0	0- 0	0- 0			

RPI S	Opponent	Score	RPI S	Opponent	Score	RPI S	Opponent	Score	RPI S	Opponent	Score	Team's RPI: 108
			39 A	Richmond	60 72	56 H	Marist	49 36	104 H	Providence	65 62	
						57 A	St. John's (NY)	38 75	124 A	Yale	59 54	
						68 A	West Virginia	53 78	133 N	Coppin St.	44 59	
									141 A	Harvard	57 62	
									192 A	Boston College	70 62	
									209 N	Navy	48 46	
									225 H	Binghamton	60 48	
									228 A	Massachusetts	49 55	
									238 A	Vermont	61 60	
									251 H	Northeastern	75 65	
									299 H	Rhode Island	71 44	
LAST 12 Division I GAMES:												
238 A	Vermont	61 60	225 H	Binghamton	60 48							
57 A	St. John's (NY)	38 75	124 A	Yale	59 54							
209 N	Navy	48 46	68 A	West Virginia	53 78							
133 N	Coppin St.	44 59	141 A	Harvard	57 62							
192 A	Boston College	70 62	299 H	Rhode Island	71 44							
56 H	Marist	49 36	251 H	Northeastern	75 65							

Non-Div I Games:

Boston U.

Bowling Green

Through Games Of Sunday, January 8, 2012

Average RPI Win:	249	WON-LOST	WINNING	LAST 12	STRENGTH OF	OPP. STRENGTH	TEAM	ADJ.	CONF.	ADJ CONF.
Average RPI Loss:	54	RECORD	PCT. RANK	GAMES	SCHEDULE	OF SCHEDULE	RPI	RPI	RPI	RPI
DIV. I ONLY	11- 3	38	10- 1	317	129	131	131	14	14	
DIV. I NON-CONF.	9- 3	60	8- 1	298	113	111	111	16	16	
TOTALS	RPI 1-25	RPI 26-50	W-L RECORDS	RPI 51-100	RPI 101-150	RPI 150+				
11- 3	0- 1	0- 0	OVERALL	0- 2	0- 0	11- 0				
7- 1	0- 1	0- 0	HOME	0- 0	0- 0	7- 0				
4- 2	0- 0	0- 0	AWAY	0- 2	0- 0	4- 0				
0- 0	0- 0	0- 0	NEUTRAL	0- 0	0- 0	0- 0				
9- 3	0- 1	0- 0	NON-CONFERENCE	0- 2	0- 0	9- 0				
5- 1	0- 1	0- 0	HOME	0- 0	0- 0	5- 0				
4- 2	0- 0	0- 0	AWAY	0- 2	0- 0	4- 0				
0- 0	0- 0	0- 0	NEUTRAL	0- 0	0- 0	0- 0				
2- 0	0- 0	0- 0	CONFERENCE	0- 0	0- 0	2- 0				
2- 0	0- 0	0- 0	HOME	0- 0	0- 0	2- 0				
0- 0	0- 0	0- 0	AWAY	0- 0	0- 0	0- 0				
0- 0	0- 0	0- 0	NEUTRAL	0- 0	0- 0	0- 0				

RPI 1-25				RPI 26-50				RPI 51-100				RPI 101+ Team's RPI: 131			
RPI	S	Opponent	Score	RPI	S	Opponent	Score	RPI	S	Opponent	Score	RPI	S	Opponent	Score
22	H	Purdue	53 54					54	A	Dayton	38 69	182	A	Youngstown St.	73 61
								86	A	Creighton	47 49	191	A	Detroit	57 49
												198	H	Western Ky.	86 62
												201	H	Akron	62 58
												239	H	Butler	71 61
												248	A	Colorado St.	70 57
												263	H	Austin Peay	72 38
												276	H	Evansville	71 54
												305	H	Jacksonville	83 53
												318	A	Wyoming	60 53
												320	H	Kent St.	76 57
LAST 12 Division I GAMES:															
320	H	Kent St.	76 57	201	H	Akron	62 58								
248	A	Colorado St.	70 57	182	A	Youngstown St.	73 61								
318	A	Wyoming	60 53	239	H	Butler	71 61								
86	A	Creighton	47 49	198	H	Western Ky.	86 62								
305	H	Jacksonville	83 53	191	A	Detroit	57 49								
263	H	Austin Peay	72 38	276	H	Evansville	71 54								

Non-Div I Games: Madonna 91 41

Bowling Green

■ Loss,
 ■ Non-Conf, S Site,
 ■ Home
 ■ Away
 N Neutral

Bradley

Through Games Of Sunday, January 8, 2012

Average RPI Win:	197	WON-LOST	WINNING	LAST 12	STRENGTH OF	OPP. STRENGTH	TEAM	ADJ.	CONF.	ADJ CONF.
Average RPI Loss:	138	RECORD	PCT. RANK	GAMES	SCHEDULE	OF SCHEDULE	RPI	RPI	RPI	RPI
DIV. I ONLY	10- 6	105	8- 4	184	202	134	134	10	10	
DIV. I NON-CONF.	9- 3	60	7- 1	151	227	129	129	10	10	
TOTALS	RPI 1-25	RPI 26-50	W-L RECORDS	RPI 51-100	RPI 101-150	RPI 150+				
10- 6	0- 0	0- 1	OVERALL	2- 2	1- 1	7- 2				
3- 4	0- 0	0- 1	HOME	1- 1	1- 1	1- 1				
6- 1	0- 0	0- 0	AWAY	1- 0	0- 0	5- 1				
1- 1	0- 0	0- 0	NEUTRAL	0- 1	0- 0	1- 0				
9- 3	0- 0	0- 0	NON-CONFERENCE	2- 1	1- 1	6- 1				
3- 2	0- 0	0- 0	HOME	1- 0	1- 1	1- 1				
5- 0	0- 0	0- 0	AWAY	1- 0	0- 0	4- 0				
1- 1	0- 0	0- 0	NEUTRAL	0- 1	0- 0	1- 0				
1- 3	0- 0	0- 1	CONFERENCE	0- 1	0- 0	1- 1				
0- 2	0- 0	0- 1	HOME	0- 1	0- 0	0- 0				
1- 1	0- 0	0- 0	AWAY	0- 0	0- 0	1- 1				
0- 0	0- 0	0- 0	NEUTRAL	0- 0	0- 0	0- 0				

RPI 1-25				RPI 26-50				RPI 51-100				RPI 101+				Team's RPI: 134
RPI	S	Opponent	Score	RPI	S	Opponent	Score	RPI	S	Opponent	Score	RPI	S	Opponent	Score	
				49	H	Missouri St.	70 79	62	H	Iowa	96 88	121	H	Eastern Ill.	58 59	
								83	H	Wichita St.	58 71	149	H	Northern Colo.	59 49	
								89	N	Stetson	63 73	167	A	SIU Edwardsville	66 60	
								99	A	Central Mich.	86 79	211	H	Milwaukee	67 71	
												216	A	Winthrop	71 61	
												218	A	Northern Ill.	50 45	
												239	A	Butler	71 63	
												253	N	Niagara	68 43	
												268	H	Western Ill.	93 64	
												276	A	Evansville	59 71	
												301	A	Southern Ill.	72 59	
LAST 12 Division I GAMES:																
				301	A	Southern Ill.	72 59					276	A	Evansville	59 71	
				83	H	Wichita St.	58 71					99	A	Central Mich.	86 79	
				49	H	Missouri St.	70 79					239	A	Butler	71 63	
				268	H	Western Ill.	93 64					211	H	Milwaukee	67 71	
				62	H	Iowa	96 88					218	A	Northern Ill.	50 45	
				167	A	SIU Edwardsville	66 60					253	N	Niagara	68 43	

Non-Div I Games:

Bradley

■ Loss,
 ■ Non-Conf, S Site,
 ■ Home
 ■ Away
 N Neutral

Average RPI Win: 242		WON-LOST	WINNING	LAST 12	STRENGTH OF	OPP. STRENGTH	TEAM	ADJ.	CONF.	ADJ CONF.
Average RPI Loss: 206		RECORD	PCT. RANK	GAMES	SCHEDULE	OF SCHEDULE	RPI	RPI	RPI	RPI
DIV. I ONLY		8- 4	87	8- 3	321	298	197	197	11	11
DIV. I NON-CONF.		8- 4	91	8- 3	319	295	202	202	12	12
TOTALS	RPI 1-25	RPI 26-50		W-L RECORDS		RPI 51-100	RPI 101-150	RPI 150+		
8- 4	0- 0	0- 0		OVERALL		0- 0	2- 1	6- 3		
4- 2	0- 0	0- 0		HOME		0- 0	2- 1	2- 1		
3- 2	0- 0	0- 0		AWAY		0- 0	0- 0	3- 2		
1- 0	0- 0	0- 0		NEUTRAL		0- 0	0- 0	1- 0		
8- 4	0- 0	0- 0		NON-CONFERENCE		0- 0	2- 1	6- 3		
4- 2	0- 0	0- 0		HOME		0- 0	2- 1	2- 1		
3- 2	0- 0	0- 0		AWAY		0- 0	0- 0	3- 2		
1- 0	0- 0	0- 0		NEUTRAL		0- 0	0- 0	1- 0		
0- 0	0- 0	0- 0		CONFERENCE		0- 0	0- 0	0- 0		
0- 0	0- 0	0- 0		HOME		0- 0	0- 0	0- 0		
0- 0	0- 0	0- 0		AWAY		0- 0	0- 0	0- 0		
0- 0	0- 0	0- 0		NEUTRAL		0- 0	0- 0	0- 0		

RPI 1-25				RPI 26-50				RPI 51-100				RPI 101+				Team's RPI: 197	
RPI	S	Opponent	Score	RPI	S	Opponent	Score	RPI	S	Opponent	Score	RPI	S	Opponent	Score		
												104	H	Providence	70	57	
												110	H	Albany (NY)	65	53	
												116	H	Fairfield	55	63	
												184	H	New Hampshire	57	62	
												203	A	Bryant	49	64	
												238	H	Vermont	61	57	
												276	N	Evansville	55	47	
												284	A	San Jose St.	61	47	
												299	A	Rhode Island	53	40	
												299	H	Rhode Island	66	54	
												321	A	NJIT	66	70	
												324	A	Maine	61	59	
LAST 12 Division I GAMES:																	
				284	A	San Jose St.	61	47	299	A	Rhode Island	53	40				
				238	H	Vermont	61	57	276	N	Evansville	55	47				
				104	H	Providence	70	57	203	A	Bryant	49	64				
				299	H	Rhode Island	66	54	110	H	Albany (NY)	65	53				
				116	H	Fairfield	55	63	321	A	NJIT	66	70				
				324	A	Maine	61	59	184	H	New Hampshire	57	62				

Non-Div I Games:	Dominican (CA)	66	45
------------------	----------------	----	----

Brown

Loss, Non-Conf, S Site, H Home A Away N Neutral

Average RPI Win:	257	WON-LOST	WINNING	LAST 12	STRENGTH OF	OPP. STRENGTH	TEAM	ADJ.	CONF.	ADJ CONF.
Average RPI Loss:	183	RECORD	PCT. RANK	GAMES	SCHEDULE	OF SCHEDULE	RPI	RPI	RPI	RPI
DIV. I ONLY	9- 5	94	8- 4	335	203	203	203	21	21	
DIV. I NON-CONF.	7- 4	100	6- 3	338	241	247	247	22	22	
TOTALS	RPI 1-25	RPI 26-50	W-L RECORDS	RPI 51-100	RPI 101-150	RPI 150+				
9- 5	0- 0	0- 0	OVERALL	0- 1	0- 1	9- 3				
5- 1	0- 0	0- 0	HOME	0- 0	0- 0	5- 1				
4- 4	0- 0	0- 0	AWAY	0- 1	0- 1	4- 2				
0- 0	0- 0	0- 0	NEUTRAL	0- 0	0- 0	0- 0				
7- 4	0- 0	0- 0	NON-CONFERENCE	0- 0	0- 1	7- 3				
4- 1	0- 0	0- 0	HOME	0- 0	0- 0	4- 1				
3- 3	0- 0	0- 0	AWAY	0- 0	0- 1	3- 2				
0- 0	0- 0	0- 0	NEUTRAL	0- 0	0- 0	0- 0				
2- 1	0- 0	0- 0	CONFERENCE	0- 1	0- 0	2- 0				
1- 0	0- 0	0- 0	HOME	0- 0	0- 0	1- 0				
1- 1	0- 0	0- 0	AWAY	0- 1	0- 0	1- 0				
0- 0	0- 0	0- 0	NEUTRAL	0- 0	0- 0	0- 0				

RPI S	Opponent	Score	RPI S	Opponent	Score	RPI S	Opponent	Score	RPI S	Opponent	Score	Team's RPI: 203
						78	A Quinnipiac	56 67	140	A Holy Cross	62 82	
									175	H Iona	53 66	
									186	H Saint Francis (PA)	57 52	
									192	A Boston College	42 68	
									197	H Brown	64 49	
									229	A Central Conn. St.	68 62	
									230	H Lafayette	56 48	
									250	A Dartmouth	63 45	
									288	H Army	64 54	
									299	H Rhode Island	75 62	
									309	A Colgate	76 74	
									324	A Maine	65 53	
									328	A Columbia	74 77	
LAST 12 Division I GAMES:												
288	H Army	64 54	186	H Saint Francis (PA)	57 52							
328	A Columbia	74 77	78	A Quinnipiac	56 67							
229	A Central Conn. St.	68 62	299	H Rhode Island	75 62							
140	A Holy Cross	62 82	192	A Boston College	42 68							
230	H Lafayette	56 48	197	H Brown	64 49							
250	A Dartmouth	63 45	324	A Maine	65 53							

Non-Div I Games:

Bryant

■ Loss,
 ■ Non-Conf,
 S Site,
 ■ Home
 ■ Away
 N Neutral

Average RPI Win:	253	WON-LOST	WINNING	LAST 12	STRENGTH OF	OPP. STRENGTH	TEAM	ADJ.	CONF.	ADJ CONF.
Average RPI Loss:	196	RECORD	PCT. RANK	GAMES	SCHEDULE	OF SCHEDULE	RPI	RPI	RPI	RPI
DIV. I ONLY	2- 14	323	1- 11	319	261	336	336	29	29	
DIV. I NON-CONF.	2- 13	314	1- 10	314	243	335	335	32	32	
TOTALS	RPI 1-25	RPI 26-50	W-L RECORDS	RPI 51-100	RPI 101-150	RPI 150+				
2- 14	0- 0	0- 1	OVERALL	0- 1	0- 1	2- 11				
2- 6	0- 0	0- 1	HOME	0- 0	0- 1	2- 4				
0- 8	0- 0	0- 0	AWAY	0- 1	0- 0	0- 7				
0- 0	0- 0	0- 0	NEUTRAL	0- 0	0- 0	0- 0				
2- 13	0- 0	0- 1	NON-CONFERENCE	0- 1	0- 1	2- 10				
2- 5	0- 0	0- 1	HOME	0- 0	0- 1	2- 3				
0- 8	0- 0	0- 0	AWAY	0- 1	0- 0	0- 7				
0- 0	0- 0	0- 0	NEUTRAL	0- 0	0- 0	0- 0				
0- 1	0- 0	0- 0	CONFERENCE	0- 0	0- 0	0- 1				
0- 1	0- 0	0- 0	HOME	0- 0	0- 0	0- 1				
0- 0	0- 0	0- 0	AWAY	0- 0	0- 0	0- 0				
0- 0	0- 0	0- 0	NEUTRAL	0- 0	0- 0	0- 0				

RPI S	Opponent	Score	RPI S	Opponent	Score	RPI S	Opponent	Score	RPI S	Opponent	Score	Team's RPI: 336
			37 H	Penn St.	54 78	68 A	West Virginia	30 72	124 H	Yale	48 69	
									159 A	Rider	43 63	
									172 H	Fordham	49 39	
									173 A	Buffalo	57 63	
									182 H	Youngstown St.	56 57	
									186 A	Saint Francis (PA)	53 70	
									217 H	Canisius	47 55	
									220 H	Morgan St.	52 54	
									221 A	Mt. St. Mary's	46 58	
									253 A	Niagara	55 61	
									288 H	Army	64 67	
									293 A	Cornell	45 65	
									321 A	NJIT	53 54	
									334 H	Saint Peter's	46 35	
LAST 12 Division I GAMES:												
124 H	Yale	48 69	288 H	Army	64 67							
221 A	Mt. St. Mary's	46 58	321 A	NJIT	53 54							
68 A	West Virginia	30 72	217 H	Canisius	47 55							
37 H	Penn St.	54 78	186 A	Saint Francis (PA)	53 70							
293 A	Cornell	45 65	253 A	Niagara	55 61							
172 H	Fordham	49 39	220 H	Morgan St.	52 54							

Non-Div I Games:

Bucknell

■ Loss,
■ Non-Conf, S Site,
■ Home
■ Away
N Neutral

Buffalo

Through Games Of Sunday, January 8, 2012

Average RPI Win:	265	WON-LOST	WINNING	LAST 12	STRENGTH OF	OPP. STRENGTH	TEAM	ADJ.	CONF.	ADJ CONF.
Average RPI Loss:	102	RECORD	PCT. RANK	GAMES	SCHEDULE	OF SCHEDULE	RPI	RPI	RPI	RPI
DIV. I ONLY	5- 11	258	3- 9	54	222	173	173	14	14	
DIV. I NON-CONF.	5- 9	236	3- 7	71	207	191	191	16	16	
TOTALS	RPI 1-25	RPI 26-50	W-L RECORDS	RPI 51-100	RPI 101-150	RPI 150+				
5- 11	0- 1	0- 2	OVERALL	0- 5	0- 0	5- 3				
3- 1	0- 0	0- 0	HOME	0- 0	0- 0	3- 1				
1- 8	0- 1	0- 2	AWAY	0- 4	0- 0	1- 1				
1- 2	0- 0	0- 0	NEUTRAL	0- 1	0- 0	1- 1				
5- 9	0- 1	0- 2	NON-CONFERENCE	0- 4	0- 0	5- 2				
3- 1	0- 0	0- 0	HOME	0- 0	0- 0	3- 1				
1- 6	0- 1	0- 2	AWAY	0- 3	0- 0	1- 0				
1- 2	0- 0	0- 0	NEUTRAL	0- 1	0- 0	1- 1				
0- 2	0- 0	0- 0	CONFERENCE	0- 1	0- 0	0- 1				
0- 0	0- 0	0- 0	HOME	0- 0	0- 0	0- 0				
0- 2	0- 0	0- 0	AWAY	0- 1	0- 0	0- 1				
0- 0	0- 0	0- 0	NEUTRAL	0- 0	0- 0	0- 0				

RPI 1-25				RPI 26-50				RPI 51-100				RPI 101+ Team's RPI: 173			
RPI	S	Opponent	Score	RPI	S	Opponent	Score	RPI	S	Opponent	Score	RPI	S	Opponent	Score
5	A	Connecticut	34 90	41	A	St. Bonaventure	45 76	54	N	Dayton	74 94	152	H	Wright St.	54 81
				44	A	Duquesne	46 90	58	A	Miami (OH)	51 72	200	H	Oakland	69 65
								69	A	Howard	57 81	217	H	Canisius	62 57
								80	A	Iowa St.	45 65	253	A	Niagara	65 54
								87	A	Syracuse	59 79	265	N	Fairleigh Dickinson	54 63
												266	A	Ohio	64 73
												321	N	NJIT	66 53
												336	H	Bucknell	63 57
LAST 12 Division I GAMES:															
266	A	Ohio	64 73	58	A	Miami (OH)	51 72								
80	A	Iowa St.	45 65	217	H	Canisius	62 57								
321	N	NJIT	66 53	152	H	Wright St.	54 81								
200	H	Oakland	69 65	265	N	Fairleigh Dickinson	54 63								
69	A	Howard	57 81	5	A	Connecticut	34 90								
41	A	St. Bonaventure	45 76	54	N	Dayton	74 94								

Non-Div I Games:

Buffalo

■ Loss,
 ■ Non-Conf,
 ■ S Site,
 ■ H Home
 ■ A Away
 N Neutral

Average RPI Win:	234	WON-LOST	WINNING	LAST 12	STRENGTH OF	OPP. STRENGTH	TEAM	ADJ.	CONF.	ADJ CONF.
Average RPI Loss:	161	RECORD	PCT. RANK	GAMES	SCHEDULE	OF SCHEDULE	RPI	RPI	RPI	RPI
DIV. I ONLY	5- 9	235	4- 7	163	284	239	239	15	15	
DIV. I NON-CONF.	3- 7	260	2- 5	174	221	242	242	17	17	
TOTALS	RPI 1-25	RPI 26-50	W-L RECORDS	RPI 51-100	RPI 101-150	RPI 150+				
5- 9	0- 0	0- 0	OVERALL	0- 2	1- 3	4- 4				
4- 1	0- 0	0- 0	HOME	0- 0	0- 1	4- 0				
0- 6	0- 0	0- 0	AWAY	0- 0	0- 2	0- 4				
1- 2	0- 0	0- 0	NEUTRAL	0- 2	1- 0	0- 0				
3- 7	0- 0	0- 0	NON-CONFERENCE	0- 2	1- 3	2- 2				
2- 1	0- 0	0- 0	HOME	0- 0	0- 1	2- 0				
0- 4	0- 0	0- 0	AWAY	0- 0	0- 2	0- 2				
1- 2	0- 0	0- 0	NEUTRAL	0- 2	1- 0	0- 0				
2- 2	0- 0	0- 0	CONFERENCE	0- 0	0- 0	2- 2				
2- 0	0- 0	0- 0	HOME	0- 0	0- 0	2- 0				
0- 2	0- 0	0- 0	AWAY	0- 0	0- 0	0- 2				
0- 0	0- 0	0- 0	NEUTRAL	0- 0	0- 0	0- 0				

RPI 1-25				RPI 26-50				RPI 51-100				RPI 101+				Team's RPI: 239	
RPI	S	Opponent	Score	RPI	S	Opponent	Score	RPI	S	Opponent	Score	RPI	S	Opponent	Score		
								80	N	Iowa St.	44	64	131	A	Bowling Green	61	71
								85	N	UNLV	39	62	134	H	Bradley	63	71
													138	A	Indiana St.	46	49
													141	N	Harvard	69	68
													152	A	Wright St.	47	48
													182	H	Youngstown St.	73	64
													191	A	Detroit	60	72
													257	A	IPFW	60	68
													258	H	Ball St.	55	43
													277	A	Nevada	69	71
													286	H	Cleveland St.	67	43
													304	H	IUPUI	58	50
LAST 12 Division I GAMES:																	
182	H	Youngstown St.	73	64	286	H	Cleveland St.	67	43								
152	A	Wright St.	47	48	131	A	Bowling Green	61	71								
191	A	Detroit	60	72	134	H	Bradley	63	71								
304	H	IUPUI	58	50	80	N	Iowa St.	44	64								
258	H	Ball St.	55	43	277	A	Nevada	69	71								
138	A	Indiana St.	46	49	257	A	IPFW	60	68								

Non-Div I Games: Marian (IN) 74 39

Butler

CSU Bakersfield

Through Games Of Sunday, January 8, 2012

Average RPI Win:	240	WON-LOST	WINNING	LAST 12	STRENGTH OF	OPP. STRENGTH	TEAM	ADJ.	CONF.	ADJ CONF.
Average RPI Loss:	146	RECORD	PCT. RANK	GAMES	SCHEDULE	OF SCHEDULE	RPI	RPI	RPI	RPI
DIV. I ONLY	2- 16	326	1- 11	89	165	272	272	24	24	
DIV. I NON-CONF.	2- 16	318	1- 11	100	163	275	275	27	27	
TOTALS	RPI 1-25	RPI 26-50	W-L RECORDS	RPI 51-100	RPI 101-150	RPI 150+				
2- 16	0- 3	0- 1	OVERALL	0- 3	0- 2	2- 7				
1- 4	0- 0	0- 0	HOME	0- 1	0- 2	1- 1				
1- 9	0- 1	0- 1	AWAY	0- 2	0- 0	1- 5				
0- 3	0- 2	0- 0	NEUTRAL	0- 0	0- 0	0- 1				
2- 16	0- 3	0- 1	NON-CONFERENCE	0- 3	0- 2	2- 7				
1- 4	0- 0	0- 0	HOME	0- 1	0- 2	1- 1				
1- 9	0- 1	0- 1	AWAY	0- 2	0- 0	1- 5				
0- 3	0- 2	0- 0	NEUTRAL	0- 0	0- 0	0- 1				
0- 0	0- 0	0- 0	CONFERENCE	0- 0	0- 0	0- 0				
0- 0	0- 0	0- 0	HOME	0- 0	0- 0	0- 0				
0- 0	0- 0	0- 0	AWAY	0- 0	0- 0	0- 0				
0- 0	0- 0	0- 0	NEUTRAL	0- 0	0- 0	0- 0				

RPI 1-25				RPI 26-50				RPI 51-100				RPI 101+ Team's RPI: 272			
RPI	S	Opponent	Score	RPI	S	Opponent	Score	RPI	S	Opponent	Score	RPI	S	Opponent	Score
4	A	Stanford	48 90	48	A	California	56 86	64	A	Fresno St.	59 88	106	H	Pacific	73 96
6	N	Maryland	83 114					77	A	San Diego	70 99	125	H	San Diego St.	60 74
20	N	Texas Tech	63 81					84	H	Oregon St.	62 85	163	A	FIU	59 82
												170	A	Santa Clara	87 93
												215	A	Montana	64 56
												248	H	Colorado St.	63 65
												264	H	UC Irvine	104 92
												285	A	Sacramento St.	84 87
												295	A	UC Riverside	62 76
												303	N	Prairie View	64 69
												332	A	Weber St.	72 85
LAST 12 Division I GAMES:															
248	H	Colorado St.	63 65	125	H	San Diego St.	60 74								
20	N	Texas Tech	63 81	84	H	Oregon St.	62 85								
77	A	San Diego	70 99	332	A	Weber St.	72 85								
4	A	Stanford	48 90	215	A	Montana	64 56								
285	A	Sacramento St.	84 87	303	N	Prairie View	64 69								
64	A	Fresno St.	59 88	48	A	California	56 86								

Non-Div I Games: Southern Ore. 111 66

CSU Bakersfield

Loss, Non-Conf, S Site, H Home A Away N Neutral

Average RPI Win:	241	WON-LOST	WINNING	LAST 12	STRENGTH OF	OPP. STRENGTH	TEAM	ADJ.	CONF.	ADJ CONF.
Average RPI Loss:	114	RECORD	PCT. RANK	GAMES	SCHEDULE	OF SCHEDULE	RPI	RPI	RPI	RPI
DIV. I ONLY	5- 9	235	4- 8	115	215	185	185	18	18	
DIV. I NON-CONF.	3- 9	274	2- 8	112	208	190	190	15	15	
TOTALS	RPI 1-25	RPI 26-50	W-L RECORDS	RPI 51-100	RPI 101-150	RPI 150+				
5- 9	0- 0	0- 0	OVERALL	0- 5	0- 3	5- 1				
3- 2	0- 0	0- 0	HOME	0- 1	0- 1	3- 0				
2- 7	0- 0	0- 0	AWAY	0- 4	0- 2	2- 1				
0- 0	0- 0	0- 0	NEUTRAL	0- 0	0- 0	0- 0				
3- 9	0- 0	0- 0	NON-CONFERENCE	0- 5	0- 3	3- 1				
2- 2	0- 0	0- 0	HOME	0- 1	0- 1	2- 0				
1- 7	0- 0	0- 0	AWAY	0- 4	0- 2	1- 1				
0- 0	0- 0	0- 0	NEUTRAL	0- 0	0- 0	0- 0				
2- 0	0- 0	0- 0	CONFERENCE	0- 0	0- 0	2- 0				
1- 0	0- 0	0- 0	HOME	0- 0	0- 0	1- 0				
1- 0	0- 0	0- 0	AWAY	0- 0	0- 0	1- 0				
0- 0	0- 0	0- 0	NEUTRAL	0- 0	0- 0	0- 0				

RPI 1-25				RPI 26-50				RPI 51-100				RPI 101+				Team's RPI: 185	
RPI	S	Opponent	Score	RPI	S	Opponent	Score	RPI	S	Opponent	Score	RPI	S	Opponent	Score		
								59	A	St. Mary's (CA)	62	65	125	A	San Diego St.	78	79
								64	H	Fresno St.	76	79	126	H	Pepperdine	78	80
								76	A	LIU Brooklyn	61	69	146	A	Oregon	93	102
								77	A	San Diego	52	69	165	H	UC Santa Barbara	61	58
								82	A	Sacred Heart	69	89	219	A	Cal St. Fullerton	76	69
													263	H	Austin Peay	79	69
													273	A	San Francisco	82	66
													275	A	Loyola Marymount	72	73
													284	H	San Jose St.	71	55
LAST 12 Division I GAMES:																	
165	H	UC Santa Barbara	61	58	219	A	Cal St. Fullerton	76	69								
125	A	San Diego St.	78	79	59	A	St. Mary's (CA)	62	65								
275	A	Loyola Marymount	72	73	126	H	Pepperdine	78	80								
77	A	San Diego	52	69	284	H	San Jose St.	71	55								
76	A	LIU Brooklyn	61	69	263	H	Austin Peay	79	69								
82	A	Sacred Heart	69	89	64	H	Fresno St.	76	79								

Non-Div I Games:

Cal Poly

 Loss,
 Non-Conf,
 S Site,
 H Home
 A Away
N Neutral

Average RPI Win: 232		WON-LOST	WINNING	LAST 12	STRENGTH OF	OPP. STRENGTH	TEAM	ADJ.	CONF.	ADJ CONF.
Average RPI Loss: 165		RECORD	PCT. RANK	GAMES	SCHEDULE	OF SCHEDULE	RPI	RPI	RPI	RPI
DIV. I ONLY		7- 8	183	4- 8	283	146	219	219	18	18
DIV. I NON-CONF.		6- 5	140	3- 5	305	149	238	238	15	15
TOTALS	RPI 1-25		RPI 26-50		W-L RECORDS		RPI 51-100		RPI 101-150	RPI 150+
7- 8	0- 0		0- 1		OVERALL		0- 1		2- 1	5- 5
3- 3	0- 0		0- 1		HOME		0- 0		1- 0	2- 2
4- 4	0- 0		0- 0		AWAY		0- 1		1- 1	3- 2
0- 1	0- 0		0- 0		NEUTRAL		0- 0		0- 0	0- 1
6- 5	0- 0		0- 1		NON-CONFERENCE		0- 1		1- 0	5- 3
3- 1	0- 0		0- 1		HOME		0- 0		1- 0	2- 0
3- 3	0- 0		0- 0		AWAY		0- 1		0- 0	3- 2
0- 1	0- 0		0- 0		NEUTRAL		0- 0		0- 0	0- 1
1- 3	0- 0		0- 0		CONFERENCE		0- 0		1- 1	0- 2
0- 2	0- 0		0- 0		HOME		0- 0		0- 0	0- 2
1- 1	0- 0		0- 0		AWAY		0- 0		1- 1	0- 0
0- 0	0- 0		0- 0		NEUTRAL		0- 0		0- 0	0- 0

RPI 1-25				RPI 26-50				RPI 51-100				RPI 101+				Team's RPI: 219	
RPI	S	Opponent	Score	RPI	S	Opponent	Score	RPI	S	Opponent	Score	RPI	S	Opponent	Score		
				27	H	Gonzaga	60 73					106	A	Pacific	67 72		
								79	A	Arizona St.	49 63	107	A	UC Davis	58 50		
												126	H	Pepperdine	65 51		
												165	H	UC Santa Barbara	37 39		
												185	H	Cal Poly	69 76		
												196	A	SMU	63 75		
												271	N	Tennessee St.	48 61		
												273	A	San Francisco	55 50		
												275	H	Loyola Marymount	79 52		
												277	H	Nevada	76 74		
												284	A	San Jose St.	81 65		
												285	A	Sacramento St.	81 64		
												292	A	Northern Ariz.	54 64		
LAST 12 Division I GAMES:																	
				185	H	Cal Poly	69 76	165	H	UC Santa Barbara	37 39						
				107	A	UC Davis	58 50	79	A	Arizona St.	49 63						
				106	A	Pacific	67 72	292	A	Northern Ariz.	54 64						
				284	A	San Jose St.	81 65	27	H	Gonzaga	60 73						
				273	A	San Francisco	55 50	271	N	Tennessee St.	48 61						
				277	H	Nevada	76 74	196	A	SMU	63 75						

Non-Div I Games:

Cal St. Fullerton

Loss, Non-Conf, S Site, H Home A Away N Neutral

Average RPI Win:	253	WON-LOST	WINNING	LAST 12	STRENGTH OF	OPP. STRENGTH	TEAM	ADJ.	CONF.	ADJ CONF.
Average RPI Loss:	123	RECORD	PCT. RANK	GAMES	SCHEDULE	OF SCHEDULE	RPI	RPI	RPI	RPI
DIV. I ONLY	8- 7	159	6- 6	259	157	183	183	18	18	
DIV. I NON-CONF.	5- 7	205	3- 6	222	121	164	164	15	15	
TOTALS	RPI 1-25	RPI 26-50	W-L RECORDS	RPI 51-100	RPI 101-150	RPI 150+				
8- 7	0- 0	0- 0	OVERALL	1- 2	0- 3	7- 2				
5- 2	0- 0	0- 0	HOME	1- 1	0- 0	4- 1				
3- 5	0- 0	0- 0	AWAY	0- 1	0- 3	3- 1				
0- 0	0- 0	0- 0	NEUTRAL	0- 0	0- 0	0- 0				
5- 7	0- 0	0- 0	NON-CONFERENCE	1- 2	0- 3	4- 2				
3- 2	0- 0	0- 0	HOME	1- 1	0- 0	2- 1				
2- 5	0- 0	0- 0	AWAY	0- 1	0- 3	2- 1				
0- 0	0- 0	0- 0	NEUTRAL	0- 0	0- 0	0- 0				
3- 0	0- 0	0- 0	CONFERENCE	0- 0	0- 0	3- 0				
2- 0	0- 0	0- 0	HOME	0- 0	0- 0	2- 0				
1- 0	0- 0	0- 0	AWAY	0- 0	0- 0	1- 0				
0- 0	0- 0	0- 0	NEUTRAL	0- 0	0- 0	0- 0				

RPI 1-25				RPI 26-50				RPI 51-100				RPI 101+				Team's RPI: 183	
RPI	S	Opponent	Score	RPI	S	Opponent	Score	RPI	S	Opponent	Score	RPI	S	Opponent	Score		
								64	H	Fresno St.	61	70	117	A	Washington	67	73
								68	H	West Virginia	48	47	126	A	Pepperdine	64	68
								84	A	Oregon St.	63	83	146	A	Oregon	75	79
													157	A	Portland	66	73
													170	H	Santa Clara	72	90
													255	A	Long Beach St.	57	50
													264	H	UC Irvine	55	49
													273	A	San Francisco	67	59
													275	A	Loyola Marymount	79	62
													284	H	San Jose St.	85	55
													295	H	UC Riverside	63	55
													309	H	Colgate	71	60
LAST 12 Division I GAMES:																	
				295	H	UC Riverside	63	55				255	A	Long Beach St.	57	50	
				264	H	UC Irvine	55	49				126	A	Pepperdine	64	68	
				157	A	Portland	66	73				170	H	Santa Clara	72	90	
				146	A	Oregon	75	79				68	H	West Virginia	48	47	
				64	H	Fresno St.	61	70				309	H	Colgate	71	60	
				284	H	San Jose St.	85	55				117	A	Washington	67	73	

Non-Div I Games:

Cal St. Northridge

■ Loss,
 ■ Non-Conf,
 ■ S Site,
 ■ H Home
 ■ A Away
 N Neutral

California

Through Games Of Sunday, January 8, 2012

Average RPI Win:	154	WON-LOST	WINNING	LAST 12	STRENGTH OF	OPP. STRENGTH	TEAM	ADJ.	CONF.	ADJ CONF.
Average RPI Loss:	33	RECORD	PCT. RANK	GAMES	SCHEDULE	OF SCHEDULE	RPI	RPI	RPI	RPI
DIV. I ONLY	11- 5	81	8- 4	56	10	48	48	6	6	
DIV. I NON-CONF.	9- 3	60	6- 2	62	22	50	50	6	6	
TOTALS	RPI 1-25	RPI 26-50	W-L RECORDS	RPI 51-100	RPI 101-150	RPI 150+				
11- 5	0- 3	1- 0	OVERALL	4- 2	1- 0	5- 0				
8- 1	0- 1	0- 0	HOME	3- 0	1- 0	4- 0				
2- 3	0- 2	0- 0	AWAY	1- 1	0- 0	1- 0				
1- 1	0- 0	1- 0	NEUTRAL	0- 1	0- 0	0- 0				
9- 3	0- 2	1- 0	NON-CONFERENCE	3- 1	0- 0	5- 0				
6- 1	0- 1	0- 0	HOME	2- 0	0- 0	4- 0				
2- 1	0- 1	0- 0	AWAY	1- 0	0- 0	1- 0				
1- 1	0- 0	1- 0	NEUTRAL	0- 1	0- 0	0- 0				
2- 2	0- 1	0- 0	CONFERENCE	1- 1	1- 0	0- 0				
2- 0	0- 0	0- 0	HOME	1- 0	1- 0	0- 0				
0- 2	0- 1	0- 0	AWAY	0- 1	0- 0	0- 0				
0- 0	0- 0	0- 0	NEUTRAL	0- 0	0- 0	0- 0				

RPI 1-25				RPI 26-50				Team's RPI: 48				RPI 51-100				RPI 101+			
RPI	S	Opponent	Score	RPI	S	Opponent	Score	RPI	S	Opponent	Score	RPI	S	Opponent	Score	RPI	S	Opponent	Score
10	A	Rutgers	70 73	35	N	Virginia	59 50	53	A	UCLA	55 60	146	H	Oregon	90 67				
15	H	Ohio St.	75 77					59	A	St. Mary's (CA)	65 55	170	H	Santa Clara	75 58				
18	A	Southern California	54 74					71	N	Texas	60 61	212	A	Hawaii	69 54				
								84	H	Oregon St.	73 56	250	H	Dartmouth	80 39				
								85	H	UNLV	70 48	272	H	CSU Bakersfield	86 56				
								98	H	Illinois	80 56	285	H	Sacramento St.	85 61				
LAST 12 Division I GAMES:																			
84	H	Oregon St.	73 56	146	H	Oregon	90 67												
18	A	Southern California	54 74	59	A	St. Mary's (CA)	65 55												
53	A	UCLA	55 60	85	H	UNLV	70 48												
250	H	Dartmouth	80 39	272	H	CSU Bakersfield	86 56												
15	H	Ohio St.	75 77	35	N	Virginia	59 50												
170	H	Santa Clara	75 58	71	N	Texas	60 61												

Non-Div I Games:

California

■ Loss,
 ■ Non-Conf, S Site,
 ■ Home
 ■ Away
 N Neutral

Average RPI Win:	296	WON-LOST	WINNING	LAST 12	STRENGTH OF	OPP. STRENGTH	TEAM	ADJ.	CONF.	ADJ CONF.
Average RPI Loss:	166	RECORD	PCT. RANK	GAMES	SCHEDULE	OF SCHEDULE	RPI	RPI	RPI	RPI
DIV. I ONLY	7- 5	127	6- 5	339	257	240	240	28	28	
DIV. I NON-CONF.	5- 4	135	4- 4	333	258	216	216	30	30	
TOTALS	RPI 1-25	RPI 26-50	W-L RECORDS	RPI 51-100	RPI 101-150	RPI 150+				
7- 5	0- 0	0- 0	OVERALL	0- 2	0- 0	7- 3				
4- 0	0- 0	0- 0	HOME	0- 0	0- 0	4- 0				
1- 5	0- 0	0- 0	AWAY	0- 2	0- 0	1- 3				
2- 0	0- 0	0- 0	NEUTRAL	0- 0	0- 0	2- 0				
5- 4	0- 0	0- 0	NON-CONFERENCE	0- 2	0- 0	5- 2				
2- 0	0- 0	0- 0	HOME	0- 0	0- 0	2- 0				
1- 4	0- 0	0- 0	AWAY	0- 2	0- 0	1- 2				
2- 0	0- 0	0- 0	NEUTRAL	0- 0	0- 0	2- 0				
2- 1	0- 0	0- 0	CONFERENCE	0- 0	0- 0	2- 1				
2- 0	0- 0	0- 0	HOME	0- 0	0- 0	2- 0				
0- 1	0- 0	0- 0	AWAY	0- 0	0- 0	0- 1				
0- 0	0- 0	0- 0	NEUTRAL	0- 0	0- 0	0- 0				

RPI 1-25			RPI 26-50			RPI 51-100			RPI 101+			Team's RPI: 240
RPI	S	Opponent	Score	RPI	S	Opponent	Score	RPI	S	Opponent	Score	
						89 A Stetson	55 70	171 A Georgia St.		56 70		
						100 A UNC Wilmington	73 79	226 A Elon		88 89		
								242 H Longwood		48 33		
								244 A Radford		70 80		
								249 H Western Caro.		59 43		
								281 N Eastern Ky.		64 52		
								296 H Gardner-Webb		62 52		
								326 H UNC Asheville		82 62		
								333 N Bethune-Cookman		62 46		
								342 A N.C. Central		59 41		
LAST 12 Division I GAMES:												
326	H	UNC Asheville	82 62	244	A	Radford	70 80					
296	H	Gardner-Webb	62 52	281	N	Eastern Ky.	64 52					
333	N	Bethune-Cookman	62 46	171	A	Georgia St.	56 70					
89	A	Stetson	55 70	242	H	Longwood	48 33					
226	A	Elon	88 89	249	H	Western Caro.	59 43					
100	A	UNC Wilmington	73 79	342	A	N.C. Central	59 41					

Non-Div I Games: Montreat 75 58 Winston-Salem 72 60

Campbell

Loss, Non-Conf, S Site, H Home A Away N Neutral

Average RPI Win:	274	WON-LOST	WINNING	LAST 12	STRENGTH OF	OPP. STRENGTH	TEAM	ADJ.	CONF.	ADJ CONF.
Average RPI Loss:	110	RECORD	PCT. RANK	GAMES	SCHEDULE	OF SCHEDULE	RPI	RPI	RPI	RPI
DIV. I ONLY	7- 7	171	7- 5	301	196	217	217	22	22	
DIV. I NON-CONF.	6- 5	140	6- 3	231	188	189	189	21	21	
TOTALS	RPI 1-25	RPI 26-50	W-L RECORDS	RPI 51-100	RPI 101-150	RPI 150+				
7- 7	0- 1	0- 2	OVERALL	0- 1	1- 1	6- 2				
4- 2	0- 0	0- 1	HOME	0- 0	1- 1	3- 0				
3- 5	0- 1	0- 1	AWAY	0- 1	0- 0	3- 2				
0- 0	0- 0	0- 0	NEUTRAL	0- 0	0- 0	0- 0				
6- 5	0- 1	0- 2	NON-CONFERENCE	0- 0	1- 1	5- 1				
3- 2	0- 0	0- 1	HOME	0- 0	1- 1	2- 0				
3- 3	0- 1	0- 1	AWAY	0- 0	0- 0	3- 1				
0- 0	0- 0	0- 0	NEUTRAL	0- 0	0- 0	0- 0				
1- 2	0- 0	0- 0	CONFERENCE	0- 1	0- 0	1- 1				
1- 0	0- 0	0- 0	HOME	0- 0	0- 0	1- 0				
0- 2	0- 0	0- 0	AWAY	0- 1	0- 0	0- 1				
0- 0	0- 0	0- 0	NEUTRAL	0- 0	0- 0	0- 0				

RPI 1-25				RPI 26-50				RPI 51-100				RPI 101+ Team's RPI: 217			
RPI	S	Opponent	Score	RPI	S	Opponent	Score	RPI	S	Opponent	Score	RPI	S	Opponent	Score
15	A	Ohio St.	41 84	41	H	St. Bonaventure	58 74	56	A	Marist	57 69	110	H	Albany (NY)	64 60
				42	A	Towson	50 64					115	H	Eastern Mich.	53 65
												173	A	Buffalo	57 62
												213	A	Md.-East. Shore	45 43
												293	H	Cornell	62 45
												309	H	Colgate	63 42
												320	A	Kent St.	81 64
												327	A	Siena	61 67
												334	H	Saint Peter's	59 54
												336	A	Bucknell	55 47
LAST 12 Division I GAMES:															
				56	A	Marist	57 69	334	H	Saint Peter's	59 54				
				327	A	Siena	61 67	173	A	Buffalo	57 62				
				293	H	Cornell	62 45	309	H	Colgate	63 42				
				110	H	Albany (NY)	64 60	336	A	Bucknell	55 47				
				320	A	Kent St.	81 64	115	H	Eastern Mich.	53 65				
				15	A	Ohio St.	41 84	213	A	Md.-East. Shore	45 43				

Non-Div I Games:

Canisius

■ Loss,
 ■ Non-Conf, S Site,
 ■ Home
 ■ Away
 N Neutral

Central Ark.

Through Games Of Sunday, January 8, 2012

Average RPI Win:	178	WON-LOST	WINNING	LAST 12	STRENGTH OF	OPP. STRENGTH	TEAM	ADJ.	CONF.	ADJ CONF.
Average RPI Loss:	50	RECORD	PCT. RANK	GAMES	SCHEDULE	OF SCHEDULE	RPI	RPI	RPI	RPI
DIV. I ONLY	7- 3	75	5- 3	108	42	65	65	25	25	
DIV. I NON-CONF.	6- 3	91	4- 3	108	36	63	63	25	25	
TOTALS	RPI 1-25	RPI 26-50	W-L RECORDS	RPI 51-100	RPI 101-150	RPI 150+				
7- 3	0- 2	0- 0	OVERALL	0- 0	3- 1	4- 0				
4- 0	0- 0	0- 0	HOME	0- 0	2- 0	2- 0				
1- 1	0- 1	0- 0	AWAY	0- 0	1- 0	0- 0				
2- 2	0- 1	0- 0	NEUTRAL	0- 0	0- 1	2- 0				
6- 3	0- 2	0- 0	NON-CONFERENCE	0- 0	2- 1	4- 0				
4- 0	0- 0	0- 0	HOME	0- 0	2- 0	2- 0				
0- 1	0- 1	0- 0	AWAY	0- 0	0- 0	0- 0				
2- 2	0- 1	0- 0	NEUTRAL	0- 0	0- 1	2- 0				
1- 0	0- 0	0- 0	CONFERENCE	0- 0	1- 0	0- 0				
0- 0	0- 0	0- 0	HOME	0- 0	0- 0	0- 0				
1- 0	0- 0	0- 0	AWAY	0- 0	1- 0	0- 0				
0- 0	0- 0	0- 0	NEUTRAL	0- 0	0- 0	0- 0				

RPI 1-25				RPI 26-50				RPI 51-100				Team's RPI: 65		RPI 101+			
RPI	S	Opponent	Score	RPI	S	Opponent	Score	RPI	S	Opponent	Score			RPI	S	Opponent	Score
13	N	Georgia Tech	61 67											118	N	UMKC	60 64
20	A	Texas Tech	43 76											120	H	UT Martin	69 65
														139	H	Alabama	58 46
														143	A	Lamar	62 37
														158	N	High Point	69 56
														194	H	Indiana	58 46
														233	H	Ark.-Pine Bluff	61 38
														259	N	La.-Monroe	73 55
LAST 12 Division I GAMES:																	
				233	H	Ark.-Pine Bluff	61 38					143	A	Lamar	62 37		
				13	N	Georgia Tech	61 67					259	N	La.-Monroe	73 55		
				158	N	High Point	69 56					139	H	Alabama	58 46		
				120	H	UT Martin	69 65					194	H	Indiana	58 46		
				118	N	UMKC	60 64										
				20	A	Texas Tech	43 76										

Non-Div I Games: Paul Quinn 92 35 Philander Smith 94 25 Central Baptist 79 48 Ecclesia 90 36 Central Ark.

Loss, Non-Conf, S Site, H Home A Away N Neutral

General Conf. Totals				Through Games of Sunday, January 6, 1912						
Average RPI Win:	250	WON-LOST	WINNING	LAST 12	STRENGTH OF	OPP. STRENGTH	TEAM	ADJ.	CONF.	ADJ CONF.
Average RPI Loss:	115	RECORD	PCT. RANK	GAMES	SCHEDULE	OF SCHEDULE	RPI	RPI	RPI	RPI
DIV. I ONLY	6- 8	204	4- 8	194	216	229	229	21	21	
DIV. I NON-CONF.	6- 5	140	4- 5	263	144	264	264	22	22	

TOTALS	RPI 1-25		RPI 26-50	W-L RECORDS		RPI 51-100		RPI 101-150		RPI 150+
6- 8	0- 0		0- 2	OVERALL		0- 2		1- 1		5- 3
5- 3	0- 0		0- 0	HOME		0- 1		1- 0		4- 2
1- 4	0- 0		0- 1	AWAY		0- 1		0- 0		1- 1
0- 1	0- 0		0- 0	NEUTRAL		0- 0		0- 1		0- 0
6- 5	0- 0		0- 2	NON-CONFERENCE		0- 1		1- 1		5- 1
5- 0	0- 0		0- 0	HOME		0- 0		1- 0		4- 0
1- 4	0- 0		0- 2	AWAY		0- 1		0- 0		1- 1
0- 1	0- 0		0- 0	NEUTRAL		0- 0		0- 1		0- 0
0- 3	0- 0		0- 0	CONFERENCE		0- 1		0- 0		0- 2
0- 3	0- 0		0- 0	HOME		0- 1		0- 0		0- 2
0- 0	0- 0		0- 0	AWAY		0- 0		0- 0		0- 0
0- 0	0- 0		0- 0	NEUTRAL		0- 0		0- 0		0- 0

RPI 1-25				RPI 26-50				RPI 51-100				RPI 101+				Team's RPI: 229	
RPI	S	Opponent	Score	RPI	S	Opponent	Score	RPI	S	Opponent	Score	RPI	S	Opponent	Score		
				28	A	Hofstra	60 67	82	H	Sacred Heart	40 53	128	N	Auburn	40 49		
				30	A	James Madison	64 71	94	A	Hartford	56 65	140	H	Holy Cross	63 54		
												166	H	Robert Morris	72 86		
												184	H	New Hampshire	83 44		
												192	A	Boston College	49 57		
												203	H	Bryant	62 68		
												228	A	Massachusetts	58 55		
												299	H	Rhode Island	50 45		
												324	H	Maine	53 48		
												327	H	Siena	51 47		
LAST 12 Division I GAMES:																	
				128	N	Auburn	40 49	166	H	Robert Morris	72 86						
				28	A	Hofstra	60 67	192	A	Boston College	49 57						
				30	A	James Madison	64 71	203	H	Bryant	62 68						
				327	H	Siena	51 47	140	H	Holy Cross	63 54						
				299	H	Rhode Island	50 45	184	H	New Hampshire	83 44						
				82	H	Sacred Heart	40 53	94	A	Hartford	56 65						

Non-Div I Games:

Central Conn. St.

Loss, Non-Conf, S Site, H Home A Away N Neutral

Average RPI Win:	179	WON-LOST	WINNING	LAST 12	STRENGTH OF	OPP. STRENGTH	TEAM	ADJ.	CONF.	ADJ CONF.
Average RPI Loss:	112	RECORD	PCT. RANK	GAMES	SCHEDULE	OF SCHEDULE	RPI	RPI	RPI	RPI
DIV. I ONLY	8- 7	159	8- 3	77	138	99	99	14	14	
DIV. I NON-CONF.	7- 6	154	7- 2	84	132	88	88	16	16	
TOTALS	RPI 1-25	RPI 26-50	W-L RECORDS	RPI 51-100	RPI 101-150	RPI 150+				
8- 7	1- 0	0- 0	OVERALL	1- 2	0- 4	6- 1				
1- 2	1- 0	0- 0	HOME	0- 1	0- 1	0- 0				
4- 3	0- 0	0- 0	AWAY	1- 0	0- 2	3- 1				
3- 2	0- 0	0- 0	NEUTRAL	0- 1	0- 1	3- 0				
7- 6	1- 0	0- 0	NON-CONFERENCE	1- 2	0- 3	5- 1				
1- 2	1- 0	0- 0	HOME	0- 1	0- 1	0- 0				
3- 2	0- 0	0- 0	AWAY	1- 0	0- 1	2- 1				
3- 2	0- 0	0- 0	NEUTRAL	0- 1	0- 1	3- 0				
1- 1	0- 0	0- 0	CONFERENCE	0- 0	0- 1	1- 0				
0- 0	0- 0	0- 0	HOME	0- 0	0- 0	0- 0				
1- 1	0- 0	0- 0	AWAY	0- 0	0- 1	1- 0				
0- 0	0- 0	0- 0	NEUTRAL	0- 0	0- 0	0- 0				

RPI 1-25				RPI 26-50				RPI 51-100				RPI 101+			
RPI	S	Opponent	Score	RPI	S	Opponent	Score	RPI	S	Opponent	Score	RPI	S	Opponent	Score
22	H	Purdue	75 62					51	H	Northwestern	60 69	112	A	Toledo	53 58
								60	N	Hampton	51 77	113	N	South Fla.	80 86
								83	A	Wichita St.	58 49	134	H	Bradley	79 86
												145	A	Pittsburgh	70 77
												152	A	Wright St.	65 60
												166	A	Robert Morris	55 64
												181	A	Ole Miss	78 75
												206	N	Col. of Charleston	72 69
												218	A	Northern Ill.	86 67
												242	N	Longwood	70 59
												325	N	Southeast Mo. St.	100 59
LAST 12 Division I GAMES:															
60	N	Hampton	51 77	112	A	Toledo	53 58								
152	A	Wright St.	65 60	218	A	Northern Ill.	86 67								
242	N	Longwood	70 59	206	N	Col. of Charleston	72 69								
325	N	Southeast Mo. St.	100 59	134	H	Bradley	79 86								
181	A	Ole Miss	78 75	83	A	Wichita St.	58 49								
22	H	Purdue	75 62	113	N	South Fla.	80 86								

Non-Div I Games: Alas. Anchorage 90 84

Central Mich.

Average RPI Win:	247	WON-LOST	WINNING	LAST 12	STRENGTH OF	OPP. STRENGTH	TEAM	ADJ.	CONF.	ADJ CONF.
Average RPI Loss:	147	RECORD	PCT. RANK	GAMES	SCHEDULE	OF SCHEDULE	RPI	RPI	RPI	RPI
DIV. I ONLY	7- 4	102	6- 4	331	115	177	177	28	28	
DIV. I NON-CONF.	4- 4	162	3- 4	313	86	160	160	30	30	
TOTALS	RPI 1-25	RPI 26-50	W-L RECORDS	RPI 51-100	RPI 101-150	RPI 150+				
7- 4	0- 0	0- 1	OVERALL	0- 1	0- 0	7- 2				
3- 1	0- 0	0- 0	HOME	0- 1	0- 0	3- 0				
3- 3	0- 0	0- 0	AWAY	0- 0	0- 0	3- 2				
1- 0	0- 0	0- 0	NEUTRAL	0- 0	0- 0	1- 0				
4- 4	0- 0	0- 1	NON-CONFERENCE	0- 1	0- 0	4- 2				
1- 1	0- 0	0- 0	HOME	0- 1	0- 0	1- 0				
2- 3	0- 0	0- 1	AWAY	0- 0	0- 0	2- 2				
1- 0	0- 0	0- 0	NEUTRAL	0- 0	0- 0	1- 0				
3- 0	0- 0	0- 0	CONFERENCE	0- 0	0- 0	3- 0				
2- 0	0- 0	0- 0	HOME	0- 0	0- 0	2- 0				
1- 0	0- 0	0- 0	AWAY	0- 0	0- 0	1- 0				
0- 0	0- 0	0- 0	NEUTRAL	0- 0	0- 0	0- 0				

RPI 1-25			RPI 26-50			RPI 51-100			RPI 101+			Team's RPI: 177
RPI	S	Opponent	Score	RPI	S	Opponent	Score	RPI	S	Opponent	Score	
				33	A	Florida	59 83	100	H	UNC Wilmington	70 72	
								176	H	Furman	80 78	
								206	A	Col. of Charleston	64 45	
								207	A	South Carolina St.	65 68	
								216	H	Winthrop	83 78	
								247	H	Presbyterian	76 67	
								249	A	Western Caro.	65 69	
								261	A	Clemson	82 77	
								296	A	Gardner-Webb	63 53	
								324	N	Maine	78 63	
LAST 12 Division I GAMES:												
324	N	Maine	78 63	296	A	Gardner-Webb	63 53					
33	A	Florida	59 83	216	H	Winthrop	83 78					
100	H	UNC Wilmington	70 72	247	H	Presbyterian	76 67					
261	A	Clemson	82 77	249	A	Western Caro.	65 69					
206	A	Col. of Charleston	64 45	176	H	Furman	80 78					
207	A	South Carolina St.	65 68									

Non-Div I Games: Southern Wesleyan 115 57 Voorhees 67 39 Bluefield Col. 81 43

Charleston So.

Loss, Non-Conf, S Site, H Home A Away N Neutral

Average RPI Win:	196	WON-LOST	WINNING	LAST 12	STRENGTH OF	OPP. STRENGTH	TEAM	ADJ.	CONF.	ADJ CONF.
Average RPI Loss:	66	RECORD	PCT. RANK	GAMES	SCHEDULE	OF SCHEDULE	RPI	RPI	RPI	RPI
DIV. I ONLY	9- 6	115	6- 6	100	78	90	90	9	9	
DIV. I NON-CONF.	8- 6	128	5- 6	79	105	75	75	8	8	
TOTALS	RPI 1-25	RPI 26-50	W-L RECORDS	RPI 51-100	RPI 101-150	RPI 150+				
9- 6	0- 1	0- 2	OVERALL	0- 2	2- 1	7- 0				
5- 1	0- 0	0- 0	HOME	0- 1	0- 0	5- 0				
3- 3	0- 1	0- 1	AWAY	0- 0	1- 0	2- 0				
1- 2	0- 0	0- 1	NEUTRAL	0- 0	1- 1	0- 0				
8- 6	0- 1	0- 2	NON-CONFERENCE	0- 2	2- 1	6- 0				
5- 1	0- 0	0- 0	HOME	0- 1	0- 0	5- 0				
2- 3	0- 1	0- 1	AWAY	0- 1	1- 0	1- 0				
1- 2	0- 0	0- 1	NEUTRAL	0- 0	1- 1	0- 0				
1- 0	0- 0	0- 0	CONFERENCE	0- 0	0- 0	1- 0				
0- 0	0- 0	0- 0	HOME	0- 0	0- 0	0- 0				
1- 0	0- 0	0- 0	AWAY	0- 0	0- 0	1- 0				
0- 0	0- 0	0- 0	NEUTRAL	0- 0	0- 0	0- 0				

RPI 1-25				RPI 26-50				RPI 51-100				Team's RPI: 90	RPI 101+			
RPI	S	Opponent	Score	RPI	S	Opponent	Score	RPI	S	Opponent	Score		RPI	S	Opponent	Score
15	A	Ohio St.	58 88	33	N	Florida	73 82	76	A	LIU Brooklyn	72 81		105	A	VCU	68 58
				46	A	Florida St.	62 64	100	H	UNC Wilmington	73 74		110	N	Albany (NY)	61 59
													128	N	Auburn	58 68
													174	A	Virginia Tech	71 65
													176	H	Furman	89 53
													189	A	Xavier	58 54
													226	H	Elon	89 58
													247	H	Presbyterian	58 42
													260	H	Arkansas St.	78 48
													279	H	N.C. A&T	87 63
LAST 12 Division I GAMES:																
279	H	N.C. A&T	87 63	189	A	Xavier	58 54	176	H	Furman	89 53		110	N	Albany (NY)	61 59
15	A	Ohio St.	58 88	76	A	LIU Brooklyn	72 81	128	N	Auburn	58 68		105	A	VCU	68 58
100	H	UNC Wilmington	73 74	46	A	Florida St.	62 64	226	H	Elon	89 58					
46	A	Florida St.	62 64	33	N	Florida	73 82									
76	A	LIU Brooklyn	72 81													

Non-Div I Games:

Charlotte

Chattanooga

Through Games Of Sunday, January 8, 2012

Average RPI Win:	222	WON-LOST	WINNING	LAST 12	STRENGTH OF	OPP. STRENGTH	TEAM	ADJ.	CONF.	ADJ CONF.
Average RPI Loss:	45	RECORD	PCT. RANK	GAMES	SCHEDULE	OF SCHEDULE	RPI	RPI	RPI	RPI
DIV. I ONLY	9- 4	76	8- 4	159	41	63	63	16	16	
DIV. I NON-CONF.	5- 4	135	4- 4	30	47	23	23	14	14	
TOTALS	RPI 1-25	RPI 26-50	W-L RECORDS	RPI 51-100	RPI 101-150	RPI 150+				
9- 4	0- 2	0- 0	OVERALL	1- 1	1- 1	7- 0				
4- 0	0- 0	0- 0	HOME	1- 0	0- 0	3- 0				
5- 2	0- 2	0- 0	AWAY	0- 0	1- 0	4- 0				
0- 2	0- 0	0- 0	NEUTRAL	0- 1	0- 1	0- 0				
5- 4	0- 2	0- 0	NON-CONFERENCE	1- 1	1- 1	3- 0				
3- 0	0- 0	0- 0	HOME	1- 0	0- 0	2- 0				
2- 2	0- 2	0- 0	AWAY	0- 0	1- 0	1- 0				
0- 2	0- 0	0- 0	NEUTRAL	0- 1	0- 1	0- 0				
4- 0	0- 0	0- 0	CONFERENCE	0- 0	0- 0	4- 0				
1- 0	0- 0	0- 0	HOME	0- 0	0- 0	1- 0				
3- 0	0- 0	0- 0	AWAY	0- 0	0- 0	3- 0				
0- 0	0- 0	0- 0	NEUTRAL	0- 0	0- 0	0- 0				

RPI 1-25				RPI 26-50				RPI 51-100 Team's RPI: 63				RPI 101+			
RPI	S	Opponent	Score	RPI	S	Opponent	Score	RPI	S	Opponent	Score	RPI	S	Opponent	Score
1	A	Tennessee	47 90					75	N	Idaho St.	62 65	103	N	Cincinnati	50 51
2	A	Baylor	31 91					88	H	UAB	65 59	138	A	Indiana St.	75 54
												206	A	Col. of Charleston	58 44
												226	A	Elon	59 46
												241	A	East Tenn. St.	88 80
												249	H	Western Caro.	64 58
												256	H	Kennesaw St.	76 39
												282	A	UNC Greensboro	63 46
												310	H	Belmont	75 42
LAST 12 Division I GAMES:															
310	H	Belmont	75 42	206	A	Col. of Charleston	58 44	1	A	Tennessee	47 90				
256	H	Kennesaw St.	76 39	241	A	East Tenn. St.	88 80	249	H	Western Caro.	64 58				
226	A	Elon	59 46	138	A	Indiana St.	75 54	2	A	Baylor	31 91				
282	A	UNC Greensboro	63 46												
103	N	Cincinnati	50 51												
75	N	Idaho St.	62 65												

Non-Div I Games:

Chattanooga

■ Loss,
 ■ Non-Conf,
 ■ S Site,
 ■ H Home
 ■ A Away
 N Neutral

Average RPI Win:	306	WON-LOST	WINNING	LAST 12	STRENGTH OF	OPP. STRENGTH	TEAM	ADJ.	CONF.	ADJ CONF.
Average RPI Loss:	181	RECORD	PCT. RANK	GAMES	SCHEDULE	OF SCHEDULE	RPI	RPI	RPI	RPI
DIV. I ONLY	1- 14	337	1- 10	178	300	323	323	33	33	
DIV. I NON-CONF.	1- 14	335	1- 10	171	300	323	323	33	33	
TOTALS	RPI 1-25	RPI 26-50	W-L RECORDS	RPI 51-100	RPI 101-150	RPI 150+				
1- 14	0- 1	0- 0	OVERALL	0- 2	0- 2	1- 9				
1- 6	0- 0	0- 0	HOME	0- 1	0- 2	1- 3				
0- 6	0- 1	0- 0	AWAY	0- 1	0- 0	0- 4				
0- 2	0- 0	0- 0	NEUTRAL	0- 0	0- 0	0- 2				
1- 14	0- 1	0- 0	NON-CONFERENCE	0- 2	0- 2	1- 9				
1- 6	0- 0	0- 0	HOME	0- 1	0- 2	1- 3				
0- 6	0- 1	0- 0	AWAY	0- 1	0- 0	0- 4				
0- 2	0- 0	0- 0	NEUTRAL	0- 0	0- 0	0- 2				
0- 0	0- 0	0- 0	CONFERENCE	0- 0	0- 0	0- 0				
0- 0	0- 0	0- 0	HOME	0- 0	0- 0	0- 0				
0- 0	0- 0	0- 0	AWAY	0- 0	0- 0	0- 0				
0- 0	0- 0	0- 0	NEUTRAL	0- 0	0- 0	0- 0				

RPI 1-25				RPI 26-50				RPI 51-100				RPI 101+ Team's RPI: 323			
RPI	S	Opponent	Score	RPI	S	Opponent	Score	RPI	S	Opponent	Score	RPI	S	Opponent	Score
22	A	Purdue	49 76					58	A	Miami (OH)	60 74	137	H	UNI	54 88
								60	H	Hampton	39 66	138	H	Indiana St.	59 67
												156	N	Marshall	48 72
												201	A	Akron	48 82
												211	A	Milwaukee	48 79
												218	H	Northern Ill.	40 73
												234	H	Loyola Chicago	34 77
												252	H	Rice	50 77
												266	A	Ohio	37 65
												281	N	Eastern Ky.	56 67
												301	A	Southern Ill.	54 76
												306	H	Western Mich.	70 65
LAST 12 Division I GAMES:															
218	H	Northern Ill.	40 73	201	A	Akron	48 82								
306	H	Western Mich.	70 65	58	A	Miami (OH)	60 74								
281	N	Eastern Ky.	56 67	138	H	Indiana St.	59 67								
156	N	Marshall	48 72	211	A	Milwaukee	48 79								
60	H	Hampton	39 66	22	A	Purdue	49 76								
266	A	Ohio	37 65	301	A	Southern Ill.	54 76								

Non-Div I Games: Trinity Int'l 85 54

Chicago St.

■ Loss,
■ Non-Conf,
■ S Site,
■ H Home
■ A Away
N Neutral

Average RPI Win:	172	WON-LOST	WINNING	LAST 12	STRENGTH OF	OPP. STRENGTH	TEAM	ADJ.	CONF.	ADJ CONF.
Average RPI Loss:	92	RECORD	PCT. RANK	GAMES	SCHEDULE	OF SCHEDULE	RPI	RPI	RPI	RPI
DIV. I ONLY	9- 6	115	5- 6	114	67	103	103	2	2	
DIV. I NON-CONF.	9- 3	60	5- 3	201	97	140	140	2	2	
TOTALS	RPI 1-25	RPI 26-50	W-L RECORDS	RPI 51-100	RPI 101-150	RPI 150+				
9- 6	0- 1	0- 1	OVERALL	2- 1	1- 1	6- 2				
5- 2	0- 0	0- 1	HOME	1- 0	0- 1	4- 0				
1- 4	0- 1	0- 0	AWAY	0- 1	0- 0	1- 2				
3- 0	0- 0	0- 0	NEUTRAL	1- 0	1- 0	1- 0				
9- 3	0- 0	0- 0	NON-CONFERENCE	2- 1	1- 0	6- 2				
5- 0	0- 0	0- 0	HOME	1- 0	0- 0	4- 0				
1- 3	0- 0	0- 0	AWAY	0- 1	0- 0	1- 2				
3- 0	0- 0	0- 0	NEUTRAL	1- 0	1- 0	1- 0				
0- 3	0- 1	0- 1	CONFERENCE	0- 0	0- 1	0- 0				
0- 2	0- 0	0- 1	HOME	0- 0	0- 1	0- 0				
0- 1	0- 1	0- 0	AWAY	0- 0	0- 0	0- 0				
0- 0	0- 0	0- 0	NEUTRAL	0- 0	0- 0	0- 0				

RPI S Opponent	Score	RPI S Opponent	Score	RPI S Opponent	Score	RPI S Opponent	Score	Team's RPI: 103
10 A Rutgers	47 58	26 H Louisville	59 64	54 H Dayton	75 64	102 N South Dakota St.	55 22	
				58 A Miami (OH)	69 74	113 H South Fla.	55 58	
				63 N Chattanooga	51 50	156 A Marshall	47 55	
						158 N High Point	62 40	
						174 A Virginia Tech	66 55	
						189 A Xavier	60 69	
						220 H Morgan St.	64 60	
						242 H Longwood	70 54	
						257 H IPFW	74 42	
						276 H Evansville	64 34	
LAST 12 Division I GAMES:								
242 H Longwood	70 54	10 A Rutgers	47 58					
58 A Miami (OH)	69 74	113 H South Fla.	55 58					
26 H Louisville	59 64	158 N High Point	62 40					
156 A Marshall	47 55	174 A Virginia Tech	66 55					
189 A Xavier	60 69	63 N Chattanooga	51 50					
220 H Morgan St.	64 60	102 N South Dakota St.	55 22					

Non-Div I Games: Indianapolis 43 50

Cincinnati

Average RPI Win:	211	WON-LOST	WINNING	LAST 12	STRENGTH OF	OPP. STRENGTH	TEAM	ADJ.	CONF.	ADJ CONF.
Average RPI Loss:	123	RECORD	PCT. RANK	GAMES	SCHEDULE	OF SCHEDULE	RPI	RPI	RPI	RPI
DIV. I ONLY	4- 10	269	2- 10	145	185	261	261	5	5	
DIV. I NON-CONF.	4- 7	228	2- 7	156	276	277	277	4	4	
TOTALS	RPI 1-25	RPI 26-50	W-L RECORDS	RPI 51-100	RPI 101-150	RPI 150+				
4- 10	0- 0	0- 3	OVERALL	0- 2	1- 1	3- 4				
3- 6	0- 0	0- 2	HOME	0- 2	1- 0	2- 2				
1- 4	0- 0	0- 1	AWAY	0- 0	0- 1	1- 2				
0- 0	0- 0	0- 0	NEUTRAL	0- 0	0- 0	0- 0				
4- 7	0- 0	0- 1	NON-CONFERENCE	0- 2	1- 1	3- 3				
3- 4	0- 0	0- 1	HOME	0- 2	1- 0	2- 1				
1- 3	0- 0	0- 0	AWAY	0- 0	0- 1	1- 2				
0- 0	0- 0	0- 0	NEUTRAL	0- 0	0- 0	0- 0				
0- 3	0- 0	0- 2	CONFERENCE	0- 0	0- 0	0- 1				
0- 2	0- 0	0- 1	HOME	0- 0	0- 0	0- 1				
0- 1	0- 0	0- 1	AWAY	0- 0	0- 0	0- 0				
0- 0	0- 0	0- 0	NEUTRAL	0- 0	0- 0	0- 0				

RPI S	Opponent	Score	RPI S	Opponent	Score	RPI S	Opponent	Score	RPI S	Opponent	Score	Team's RPI: 261
			32	H South Carolina	48 65	88	H UAB	36 51	104	A Providence	63 73	
			35	H Virginia	47 54	98	H Illinois	50 61	119	H Davidson	72 62	
			46	A Florida St.	47 59				174	H Virginia Tech	33 55	
									176	A Furman	68 67	
									177	H Charleston So.	77 82	
									200	A Oakland	51 63	
									207	H South Carolina St.	83 38	
									279	A N.C. A&T	66 76	
									342	H N.C. Central	68 48	
LAST 12 Division I GAMES:												
			104	A Providence	63 73	35	H Virginia	47 54				
			342	H N.C. Central	68 48	46	A Florida St.	47 59				
			200	A Oakland	51 63	174	H Virginia Tech	33 55				
			177	H Charleston So.	77 82	88	H UAB	36 51				
			98	H Illinois	50 61	279	A N.C. A&T	66 76				
			176	A Furman	68 67	32	H South Carolina	48 65				

Non-Div I Games:

Clemson

■ Loss,
 ■ Non-Conf,
 ■ S Site,
 ■ H Home
 ■ A Away
 N Neutral

Average RPI Win:	292	WON-LOST	WINNING	LAST 12	STRENGTH OF	OPP. STRENGTH	TEAM	ADJ.	CONF.	ADJ CONF.
Average RPI Loss:	185	RECORD	PCT. RANK	GAMES	SCHEDULE	OF SCHEDULE	RPI	RPI	RPI	RPI
DIV. I ONLY	5- 8	224	4- 7	316	281	286	286	15	15	
DIV. I NON-CONF.	4- 6	210	3- 5	301	284	276	276	17	17	
TOTALS	RPI 1-25	RPI 26-50	W-L RECORDS	RPI 51-100	RPI 101-150	RPI 150+				
5- 8	0- 0	0- 0	OVERALL	0- 1	0- 1	5- 6				
2- 3	0- 0	0- 0	HOME	0- 1	0- 0	2- 2				
2- 5	0- 0	0- 0	AWAY	0- 0	0- 1	2- 4				
1- 0	0- 0	0- 0	NEUTRAL	0- 0	0- 0	1- 0				
4- 6	0- 0	0- 0	NON-CONFERENCE	0- 1	0- 1	4- 4				
2- 3	0- 0	0- 0	HOME	0- 1	0- 0	2- 2				
1- 3	0- 0	0- 0	AWAY	0- 0	0- 1	1- 2				
1- 0	0- 0	0- 0	NEUTRAL	0- 0	0- 0	1- 0				
1- 2	0- 0	0- 0	CONFERENCE	0- 0	0- 0	1- 2				
0- 0	0- 0	0- 0	HOME	0- 0	0- 0	0- 0				
1- 2	0- 0	0- 0	AWAY	0- 0	0- 0	1- 2				
0- 0	0- 0	0- 0	NEUTRAL	0- 0	0- 0	0- 0				

RPI 1-25			RPI 26-50			RPI 51-100			RPI 101+			Team's RPI: 286
RPI	S	Opponent	Score	RPI	S	Opponent	Score	RPI	S	Opponent	Score	
						98 H Illinois	42 72	112 A Toledo			42 81	
								172 A Fordham			43 52	
								181 A Ole Miss			63 74	
								182 A Youngstown St.			48 70	
								201 H Akron			74 84	
								239 A Butler			43 67	
								266 H Ohio			66 56	
								271 H Tennessee St.			74 56	
								293 H Cornell			59 79	
								298 A Valparaiso			49 45	
								306 A Western Mich.			72 66	
								319 N Murray St.			68 61	
LAST 12 Division I GAMES:												
319 N		Murray St.	68 61	239 A		Butler	43 67					
112 A		Toledo	42 81	298 A		Valparaiso	49 45					
266 H		Ohio	66 56	182 A		Youngstown St.	48 70					
201 H		Akron	74 84	181 A		Ole Miss	63 74					
293 H		Cornell	59 79	172 A		Fordham	43 52					
306 A		Western Mich.	72 66	98 H		Illinois	42 72					

Non-Div I Games: Lake Erie 62 48

Cleveland St.

■ Loss,
■ Non-Conf,
■ S Site,
■ H Home
■ A Away
N Neutral

Average RPI Win: 244		WON-LOST	WINNING	LAST 12	STRENGTH OF		OPP. STRENGTH	TEAM	ADJ.	CONF.	ADJ CONF.
Average RPI Loss: 280		RECORD	PCT. RANK	GAMES	SCHEDULE		OF SCHEDULE	RPI	RPI	RPI	RPI
DIV. I ONLY		5- 3	105	5- 3	341		187	278	278	28	28
DIV. I NON-CONF.		3- 2	118	3- 2	342		133	287	287	30	30
TOTALS	RPI 1-25	RPI 26-50		W-L RECORDS		RPI 51-100		RPI 101-150		RPI 150+	
5- 3	0- 0	0- 0		OVERALL		0- 0		0- 0		5- 3	
4- 0	0- 0	0- 0		HOME		0- 0		0- 0		4- 0	
1- 2	0- 0	0- 0		AWAY		0- 0		0- 0		1- 2	
0- 1	0- 0	0- 0		NEUTRAL		0- 0		0- 0		0- 1	
3- 2	0- 0	0- 0		NON-CONFERENCE		0- 0		0- 0		3- 2	
2- 0	0- 0	0- 0		HOME		0- 0		0- 0		2- 0	
1- 1	0- 0	0- 0		AWAY		0- 0		0- 0		1- 1	
0- 1	0- 0	0- 0		NEUTRAL		0- 0		0- 0		0- 1	
2- 1	0- 0	0- 0		CONFERENCE		0- 0		0- 0		2- 1	
2- 0	0- 0	0- 0		HOME		0- 0		0- 0		2- 0	
0- 1	0- 0	0- 0		AWAY		0- 0		0- 0		0- 1	
0- 0	0- 0	0- 0		NEUTRAL		0- 0		0- 0		0- 0	

RPI 1-25				RPI 26-50				RPI 51-100				RPI 101+ Team's RPI: 278			
RPI	S	Opponent	Score	RPI	S	Opponent	Score	RPI	S	Opponent	Score	RPI	S	Opponent	Score
												206	H	Col. of Charleston	59 36
												207	N	South Carolina St.	59 61
												216	H	Winthrop	58 54
												247	H	Presbyterian	52 49
												249	A	Western Caro.	66 56
												300	H	S.C. Upstate	61 56
												308	A	North Florida	37 67
												326	A	UNC Asheville	60 69
LAST 12 Division I GAMES:															
				207	N	South Carolina St.	59 61	326	A	UNC Asheville	60 69				
				308	A	North Florida	37 67	247	H	Presbyterian	52 49				
				249	A	Western Caro.	66 56	216	H	Winthrop	58 54				
				206	H	Col. of Charleston	59 36	300	H	S.C. Upstate	61 56				

[illegible]

■ Loss, ■ Non-Conf, S Site, H Home A Away N Neutral

Average RPI Win:	288	WON-LOST	WINNING	LAST 12	STRENGTH OF	OPP. STRENGTH	TEAM	ADJ.	CONF.	ADJ CONF.
Average RPI Loss:	100	RECORD	PCT. RANK	GAMES	SCHEDULE	OF SCHEDULE	RPI	RPI	RPI	RPI
DIV. I ONLY	2- 11	311	1- 10	12	292	206	206	16	16	
DIV. I NON-CONF.	1- 7	315	0- 6	8	161	198	198	14	14	
TOTALS	RPI 1-25	RPI 26-50	W-L RECORDS	RPI 51-100	RPI 101-150	RPI 150+				
2- 11	0- 2	0- 2	OVERALL	0- 3	0- 1	2- 3				
2- 4	0- 1	0- 0	HOME	0- 1	0- 0	2- 2				
0- 6	0- 1	0- 2	AWAY	0- 1	0- 1	0- 1				
0- 1	0- 0	0- 0	NEUTRAL	0- 1	0- 0	0- 0				
1- 7	0- 2	0- 2	NON-CONFERENCE	0- 1	0- 0	1- 2				
1- 2	0- 1	0- 0	HOME	0- 0	0- 0	1- 1				
0- 4	0- 1	0- 2	AWAY	0- 0	0- 0	0- 1				
0- 1	0- 0	0- 0	NEUTRAL	0- 1	0- 0	0- 0				
1- 4	0- 0	0- 0	CONFERENCE	0- 2	0- 1	1- 1				
1- 2	0- 0	0- 0	HOME	0- 1	0- 0	1- 1				
0- 2	0- 0	0- 0	AWAY	0- 1	0- 1	0- 0				
0- 0	0- 0	0- 0	NEUTRAL	0- 0	0- 0	0- 0				

RPI 1-25				RPI 26-50				RPI 51-100				RPI 101+ Team's RPI: 206			
RPI	S	Opponent	Score	RPI	S	Opponent	Score	RPI	S	Opponent	Score	RPI	S	Opponent	Score
5	H	Connecticut	24 72	32	A	South Carolina	40 59	63	H	Chattanooga	44 58	119	A	Davidson	39 56
25	A	Georgia	48 73	34	A	Tulane	42 57	96	A	Appalachian St.	52 71	176	H	Furman	51 60
								99	N	Central Mich.	69 72	177	H	Charleston So.	45 64
												262	H	East Carolina	58 43
												278	A	Coastal Caro.	36 59
												313	H	Wofford	49 44
LAST 12 Division I GAMES:															
63	H	Chattanooga	44 58	34	A	Tulane	42 57	5	H	Connecticut	24 72	96	A	Appalachian St.	52 71
99	N	Central Mich.	69 72	119	A	Davidson	39 56	313	H	Wofford	49 44	176	H	Furman	51 60
177	H	Charleston So.	45 64	25	A	Georgia	48 73								
32	A	South Carolina	40 59	278	A	Coastal Caro.	36 59								

Non-Div I Games: Wingate

60 69

Col. of Charleston

Loss,
Non-Conf, S Site,
H Home
A Away
N Neutral

Average RPI Win: 275	WON-LOST	WINNING	LAST 12	STRENGTH OF	OPP. STRENGTH	TEAM	ADJ.	CONF.	ADJ CONF.
Average RPI Loss: 166	RECORD	PCT. RANK	GAMES	SCHEDULE	OF SCHEDULE	RPI	RPI	RPI	RPI
DIV. I ONLY	3- 13	301	3- 9	216	283	309	309	29	29
DIV. I NON-CONF.	3- 12	288	3- 8	229	280	311	311	32	32
TOTALS	RPI 1-25	RPI 26-50	W-L RECORDS	RPI 51-100	RPI 101-150	RPI 150+			
3- 13	0- 0	0- 1	OVERALL	0- 4	0- 0	3- 8			
2- 5	0- 0	0- 1	HOME	0- 1	0- 0	2- 3			
1- 6	0- 0	0- 0	AWAY	0- 2	0- 0	1- 4			
0- 2	0- 0	0- 0	NEUTRAL	0- 1	0- 0	0- 1			
3- 12	0- 0	0- 1	NON-CONFERENCE	0- 4	0- 0	3- 7			
2- 4	0- 0	0- 1	HOME	0- 1	0- 0	2- 2			
1- 6	0- 0	0- 0	AWAY	0- 2	0- 0	1- 4			
0- 2	0- 0	0- 0	NEUTRAL	0- 1	0- 0	0- 1			
0- 1	0- 0	0- 0	CONFERENCE	0- 0	0- 0	0- 1			
0- 1	0- 0	0- 0	HOME	0- 0	0- 0	0- 1			
0- 0	0- 0	0- 0	AWAY	0- 0	0- 0	0- 0			
0- 0	0- 0	0- 0	NEUTRAL	0- 0	0- 0	0- 0			

RPI 1-25				RPI 26-50				RPI 51-100				RPI 101+				Team's RPI: 309	
RPI	S	Opponent	Score	RPI	S	Opponent	Score	RPI	S	Opponent	Score	RPI	S	Opponent	Score		
				41	H	St. Bonaventure	49 68	53	N	UCLA	48 68	175	H	Iona	75 50		
								77	A	San Diego	73 75	180	H	American	43 56		
								82	H	Sacred Heart	51 78	183	A	Cal St. Northridge	60 71		
								87	A	Syracuse	32 83	203	H	Bryant	74 76		
												217	A	Canisius	42 63		
												238	A	Vermont	49 61		
												250	N	Dartmouth	50 56		
												253	H	Niagara	60 61		
												293	A	Cornell	56 59		
												321	A	NJIT	54 44		
												329	H	Wagner	71 59		
LAST 12 Division I GAMES:																	
180	H	American	43 56	175	H	Iona	75 50										
87	A	Syracuse	32 83	41	H	St. Bonaventure	49 68										
77	A	San Diego	73 75	321	A	NJIT	54 44										
53	N	UCLA	48 68	329	H	Wagner	71 59										
183	A	Cal St. Northridge	60 71	217	A	Canisius	42 63										
82	H	Sacred Heart	51 78	253	H	Niagara	60 61										

Non-Div I Games:

Colgate

 Loss,
  Non-Conf,
  S Site,
  Home
  Away
 N Neutral

Average RPI Win:	218	WON-LOST	WINNING	LAST 12	STRENGTH OF	OPP. STRENGTH	TEAM	ADJ.	CONF.	ADJ CONF.
Average RPI Loss:	117	RECORD	PCT. RANK	GAMES	SCHEDULE	OF SCHEDULE	RPI	RPI	RPI	RPI
DIV. I ONLY	13- 1	8	11- 1	333	88	91	91	6	6	
DIV. I NON-CONF.	11- 0	1	9- 0	340	110	137	137	6	6	
TOTALS	RPI 1-25	RPI 26-50	W-L RECORDS	RPI 51-100	RPI 101-150	RPI 150+				
13- 1	0- 0	1- 0	OVERALL	1- 0	2- 1	9- 0				
7- 0	0- 0	0- 0	HOME	0- 0	1- 0	6- 0				
4- 1	0- 0	1- 0	AWAY	0- 0	1- 1	2- 0				
2- 0	0- 0	0- 0	NEUTRAL	1- 0	0- 0	1- 0				
11- 0	0- 0	0- 0	NON-CONFERENCE	1- 0	1- 0	9- 0				
7- 0	0- 0	0- 0	HOME	0- 0	1- 0	6- 0				
2- 0	0- 0	0- 0	AWAY	0- 0	0- 0	2- 0				
2- 0	0- 0	0- 0	NEUTRAL	1- 0	0- 0	1- 0				
2- 1	0- 0	1- 0	CONFERENCE	0- 0	1- 1	0- 0				
0- 0	0- 0	0- 0	HOME	0- 0	0- 0	0- 0				
2- 1	0- 0	1- 0	AWAY	0- 0	1- 1	0- 0				
0- 0	0- 0	0- 0	NEUTRAL	0- 0	0- 0	0- 0				

RPI S	Opponent	Score	RPI S	Opponent	Score	RPI S	Opponent	Score	RPI S	Opponent	Score
			50 A	Washington St.	57 56	86 N	Creighton	52 49	117 A	Washington	67 75
									132 H	Wisconsin	58 48
									136 A	Utah	58 52
									153 H	Denver	71 36
									205 N	Tex.-Pan American	67 49
									248 A	Colorado St.	72 53
									273 H	San Francisco	84 66
									292 H	Northern Ariz.	84 60
									298 H	Valparaiso	60 32
									314 A	A&M-Corpus Christi	71 58
									316 H	Idaho	68 59
									332 H	Weber St.	77 59
LAST 12 Division I GAMES:											
			50 A	Washington St.	57 56		136 A	Utah	58 52		
			117 A	Washington	67 75		86 N	Creighton	52 49		
			273 H	San Francisco	84 66		205 N	Tex.-Pan American	67 49		
			132 H	Wisconsin	58 48		332 H	Weber St.	77 59		
			298 H	Valparaiso	60 32		153 H	Denver	71 36		
			248 A	Colorado St.	72 53		316 H	Idaho	68 59		

Non-Div I Games:

Colorado

■ Loss,
 ■ Non-Conf, S Site,
 ■ Home
 ■ Away
 N Neutral

Average RPI Win:	261	WON-LOST	WINNING	LAST 12	STRENGTH OF	OPP. STRENGTH	TEAM	ADJ.	CONF.	ADJ CONF.
Average RPI Loss:	131	RECORD	PCT. RANK	GAMES	SCHEDULE	OF SCHEDULE	RPI	RPI	RPI	RPI
DIV. I ONLY	3- 11	294	2- 9	74	252	248	248	23	23	
DIV. I NON-CONF.	3- 11	286	2- 9	91	251	254	254	26	26	
TOTALS	RPI 1-25	RPI 26-50	W-L RECORDS	RPI 51-100	RPI 101-150	RPI 150+				
3- 11	0- 0	0- 0	OVERALL	0- 3	0- 4	3- 4				
2- 3	0- 0	0- 0	HOME	0- 2	0- 1	2- 0				
1- 6	0- 0	0- 0	AWAY	0- 0	0- 3	1- 3				
0- 2	0- 0	0- 0	NEUTRAL	0- 1	0- 0	0- 1				
3- 11	0- 0	0- 0	NON-CONFERENCE	0- 3	0- 4	3- 4				
2- 3	0- 0	0- 0	HOME	0- 2	0- 1	2- 0				
1- 6	0- 0	0- 0	AWAY	0- 0	0- 3	1- 3				
0- 2	0- 0	0- 0	NEUTRAL	0- 1	0- 0	0- 1				
0- 0	0- 0	0- 0	CONFERENCE	0- 0	0- 0	0- 0				
0- 0	0- 0	0- 0	HOME	0- 0	0- 0	0- 0				
0- 0	0- 0	0- 0	AWAY	0- 0	0- 0	0- 0				
0- 0	0- 0	0- 0	NEUTRAL	0- 0	0- 0	0- 0				

RPI 1-25			RPI 26-50			RPI 51-100			RPI 101+			Team's RPI: 248
RPI	S	Opponent	Score	RPI	S	Opponent	Score	RPI	S	Opponent	Score	
						70 N Michigan St.	45 72	112 A Toledo		51 58		
						79 H Arizona St.	52 56	131 H Bowling Green		57 70		
						91 H Colorado	53 72	137 A UNI		50 61		
								149 A Northern Colo.		60 66		
								153 A Denver		61 64		
								154 A Montana St.		69 87		
								168 A Seattle		43 61		
								194 N Indiana		39 47		
								237 H Tulsa		87 68		
								272 A CSU Bakersfield		65 63		
								274 H North Dakota		58 52		
LAST 12 Division I GAMES:												
168 A Seattle		43 61	131 H Bowling Green		57 70							
272 A CSU Bakersfield		65 63	194 N Indiana		39 47							
154 A Montana St.		69 87	70 N Michigan St.		45 72							
153 A Denver		61 64	274 H North Dakota		58 52							
91 H Colorado		53 72	112 A Toledo		51 58							
237 H Tulsa		87 68	149 A Northern Colo.		60 66							

Non-Div I Games: Maryville (MO) 73 35

Colorado St.

Average RPI Win: 246		WON-LOST	WINNING	LAST 12	STRENGTH OF	OPP. STRENGTH	TEAM	ADJ.	CONF.	ADJ CONF.
Average RPI Loss: 202		RECORD	PCT. RANK	GAMES	SCHEDULE	OF SCHEDULE	RPI	RPI	RPI	RPI
DIV. I ONLY		2- 11	311	2- 10	250	332	328	328	11	11
DIV. I NON-CONF.		2- 11	306	2- 10	256	336	327	327	12	12
TOTALS	RPI 1-25	RPI 26-50		W-L RECORDS		RPI 51-100	RPI 101-150	RPI 150+		
2- 11	0- 0	0- 0		OVERALL		0- 3	0- 1	2- 7		
2- 4	0- 0	0- 0		HOME		0- 1	0- 0	2- 3		
0- 7	0- 0	0- 0		AWAY		0- 2	0- 1	0- 4		
0- 0	0- 0	0- 0		NEUTRAL		0- 0	0- 0	0- 0		
2- 11	0- 0	0- 0		NON-CONFERENCE		0- 3	0- 1	2- 7		
2- 4	0- 0	0- 0		HOME		0- 1	0- 0	2- 3		
0- 7	0- 0	0- 0		AWAY		0- 2	0- 1	0- 4		
0- 0	0- 0	0- 0		NEUTRAL		0- 0	0- 0	0- 0		
0- 0	0- 0	0- 0		CONFERENCE		0- 0	0- 0	0- 0		
0- 0	0- 0	0- 0		HOME		0- 0	0- 0	0- 0		
0- 0	0- 0	0- 0		AWAY		0- 0	0- 0	0- 0		
0- 0	0- 0	0- 0		NEUTRAL		0- 0	0- 0	0- 0		

RPI 1-25				RPI 26-50				RPI 51-100				RPI 101+				Team's RPI: 328	
RPI	S	Opponent	Score	RPI	S	Opponent	Score	RPI	S	Opponent	Score	RPI	S	Opponent	Score		
								76	A	LIU Brooklyn	50	58	116	A	Fairfield	44	54
								77	H	San Diego	32	54	203	H	Bryant	77	74
								82	A	Sacred Heart	42	60	212	H	Hawaii	55	66
													230	A	Lafayette	45	53
													238	H	Vermont	52	63
													255	H	Long Beach St.	61	70
													265	A	Fairleigh Dickinson	51	71
													288	H	Army	63	58
													329	A	Wagner	54	66
													340	A	St. Francis (NY)	44	48
LAST 12 Division I GAMES:																	
230	A	Lafayette	45	53	265	A	Fairleigh Dickinson	51	71								
203	H	Bryant	77	74	76	A	LIU Brooklyn	50	58								
255	H	Long Beach St.	61	70	116	A	Fairfield	44	54								
340	A	St. Francis (NY)	44	48	212	H	Hawaii	55	66								
329	A	Wagner	54	66	77	H	San Diego	32	54								
82	A	Sacred Heart	42	60	288	H	Army	63	58								

Non-Div I Games:

Columbia

Loss, Non-Conf, S Site, H Home A Away N Neutral

Connecticut

Through Games Of Sunday, January 8, 2012

Average RPI Win:	108	WON-LOST	WINNING	LAST 12	STRENGTH OF	OPP. STRENGTH	TEAM	ADJ.	CONF.	ADJ CONF.
Average RPI Loss:	5	RECORD	PCT. RANK	GAMES	SCHEDULE	OF SCHEDULE	RPI	RPI	RPI	RPI
DIV. I ONLY	12- 2	18	10- 2	6	13	5	5	2	2	
DIV. I NON-CONF.	10- 1	13	8- 1	10	21	5	5	2	2	
TOTALS	RPI 1-25	RPI 26-50	W-L RECORDS	RPI 51-100	RPI 101-150	RPI 150+				
12- 2	2- 2	1- 0	OVERALL	2- 0	4- 0	3- 0				
10- 0	2- 0	1- 0	HOME	2- 0	3- 0	2- 0				
2- 2	0- 2	0- 0	AWAY	0- 0	1- 0	1- 0				
0- 0	0- 0	0- 0	NEUTRAL	0- 0	0- 0	0- 0				
10- 1	2- 1	1- 0	NON-CONFERENCE	1- 0	3- 0	3- 0				
9- 0	2- 0	1- 0	HOME	1- 0	3- 0	2- 0				
1- 1	0- 1	0- 0	AWAY	0- 0	0- 0	1- 0				
0- 0	0- 0	0- 0	NEUTRAL	0- 0	0- 0	0- 0				
2- 1	0- 1	0- 0	CONFERENCE	1- 0	1- 0	0- 0				
1- 0	0- 0	0- 0	HOME	1- 0	0- 0	0- 0				
1- 1	0- 1	0- 0	AWAY	0- 0	1- 0	0- 0				
0- 0	0- 0	0- 0	NEUTRAL	0- 0	0- 0	0- 0				

RPI	S	Opponent	Score	RPI	S	Opponent	Score	RPI	S	Opponent	Score	RPI	S	Opponent	Score
2	A	Baylor	61 66	42	H	Towson	92 31	54	H	Dayton	78 38	106	H	Pacific	112 53
4	H	Stanford	68 58					68	H	West Virginia	79 60	109	A	Seton Hall	70 37
7	A	Notre Dame	67 74									116	H	Fairfield	93 40
8	H	Texas A&M	81 51									140	H	Holy Cross	77 37
												173	H	Buffalo	90 34
												206	A	Col. of Charleston	72 24
												265	H	Fairleigh Dickinson	74 28
LAST 12 Division I GAMES:															
7	A	Notre Dame	67 74	116	H	Fairfield	93 40	206	A	Col. of Charleston	72 24	2	A	Baylor	61 66
68	H	West Virginia	79 60	54	H	Dayton	78 38	109	A	Seton Hall	70 37	8	H	Texas A&M	81 51
54	H	Dayton	78 38	42	H	Towson	92 31	8	H	Texas A&M	81 51	4	H	Stanford	68 58
173	H	Buffalo	90 34												
265	H	Fairleigh Dickinson	74 28												
4	H	Stanford	68 58												

Non-Div I Games:

Connecticut

■ Loss,
 ■ Non-Conf, S Site,
 ■ Home
 ■ Away
 N Neutral

Average RPI Win:	181	WON-LOST	WINNING	LAST 12	STRENGTH OF	OPP. STRENGTH	TEAM	ADJ.	CONF.	ADJ CONF.
Average RPI Loss:	91	RECORD	PCT. RANK	GAMES	SCHEDULE	OF SCHEDULE	RPI	RPI	RPI	RPI
DIV. I ONLY	5- 9	235	4- 7	46	121	133	133	27	27	
DIV. I NON-CONF.	4- 8	238	3- 6	33	120	110	110	24	24	
TOTALS	RPI 1-25	RPI 26-50	W-L RECORDS	RPI 51-100	RPI 101-150	RPI 150+				
5- 9	0- 1	0- 2	OVERALL	0- 3	2- 1	3- 2				
1- 3	0- 1	0- 1	HOME	0- 0	1- 0	0- 1				
3- 6	0- 0	0- 1	AWAY	0- 3	0- 1	3- 1				
1- 0	0- 0	0- 0	NEUTRAL	0- 0	1- 0	0- 0				
4- 8	0- 1	0- 2	NON-CONFERENCE	0- 2	2- 1	2- 2				
1- 3	0- 1	0- 1	HOME	0- 0	1- 0	0- 1				
2- 5	0- 0	0- 1	AWAY	0- 2	0- 1	2- 1				
1- 0	0- 0	0- 0	NEUTRAL	0- 0	1- 0	0- 0				
1- 1	0- 0	0- 0	CONFERENCE	0- 1	0- 0	1- 0				
0- 0	0- 0	0- 0	HOME	0- 0	0- 0	0- 0				
1- 1	0- 0	0- 0	AWAY	0- 1	0- 0	1- 0				
0- 0	0- 0	0- 0	NEUTRAL	0- 0	0- 0	0- 0				

RPI 1-25				RPI 26-50				RPI 51-100				RPI 101+ Team's RPI: 133			
RPI	S	Opponent	Score	RPI	S	Opponent	Score	RPI	S	Opponent	Score	RPI	S	Opponent	Score
24	H	Georgetown	54 70	42	H	Towson	59 61	69	A	Howard	52 63	105	A	VCU	66 74
				43	A	Oklahoma St.	35 59	87	A	Syracuse	50 56	108	N	Boston U.	59 44
								97	A	Wake Forest	58 80	142	H	UMBC	68 60
												166	A	Robert Morris	47 62
												172	A	Fordham	61 60
												186	H	Saint Francis (PA)	67 69
												242	A	Longwood	73 51
												243	A	Savannah St.	71 45
LAST 12 Division I GAMES:															
243	A	Savannah St.	71 45	172	A	Fordham	61 60								
242	A	Longwood	73 51	108	N	Boston U.	59 44								
69	A	Howard	52 63	186	H	Saint Francis (PA)	67 69								
24	H	Georgetown	54 70	105	A	VCU	66 74								
43	A	Oklahoma St.	35 59	87	A	Syracuse	50 56								
97	A	Wake Forest	58 80	42	H	Towson	59 61								

Non-Div I Games: Cheyney 94 39

Coppin St.

Average RPI Win:	276	WON-LOST	WINNING	LAST 12	STRENGTH OF	OPP. STRENGTH	TEAM	ADJ.	CONF.	ADJ CONF.
Average RPI Loss:	185	RECORD	PCT. RANK	GAMES	SCHEDULE	OF SCHEDULE	RPI	RPI	RPI	RPI
DIV. I ONLY	4- 7	233	4- 7	310	309	293	293	11	11	
DIV. I NON-CONF.	4- 7	228	4- 7	304	315	298	298	12	12	
TOTALS	RPI 1-25	RPI 26-50	W-L RECORDS	RPI 51-100	RPI 101-150	RPI 150+				
4- 7	0- 0	0- 0	OVERALL	0- 0	0- 2	4- 5				
2- 3	0- 0	0- 0	HOME	0- 0	0- 1	2- 2				
2- 4	0- 0	0- 0	AWAY	0- 0	0- 1	2- 3				
0- 0	0- 0	0- 0	NEUTRAL	0- 0	0- 0	0- 0				
4- 7	0- 0	0- 0	NON-CONFERENCE	0- 0	0- 2	4- 5				
2- 3	0- 0	0- 0	HOME	0- 0	0- 1	2- 2				
2- 4	0- 0	0- 0	AWAY	0- 0	0- 1	2- 3				
0- 0	0- 0	0- 0	NEUTRAL	0- 0	0- 0	0- 0				
0- 0	0- 0	0- 0	CONFERENCE	0- 0	0- 0	0- 0				
0- 0	0- 0	0- 0	HOME	0- 0	0- 0	0- 0				
0- 0	0- 0	0- 0	AWAY	0- 0	0- 0	0- 0				
0- 0	0- 0	0- 0	NEUTRAL	0- 0	0- 0	0- 0				

RPI 1-25			RPI 26-50			RPI 51-100			RPI 101+			Team's RPI: 293
RPI	S	Opponent	Score	RPI	S	Opponent	Score	RPI	S	Opponent	Score	
								115	H	Eastern Mich.	52	54
								123	A	William & Mary	54	85
								172	A	Fordham	40	39
								184	H	New Hampshire	62	63
								188	A	Manhattan	49	73
								217	A	Canisius	45	62
								225	H	Binghamton	48	61
								242	A	Longwood	61	68
								286	A	Cleveland St.	79	59
								309	H	Colgate	59	56
								336	H	Bucknell	65	45
LAST 12 Division I GAMES:												
172	A	Fordham	40	39	188	A	Manhattan	49	73			
217	A	Canisius	45	62	336	H	Bucknell	65	45			
309	H	Colgate	59	56	225	H	Binghamton	48	61			
242	A	Longwood	61	68	286	A	Cleveland St.	79	59			
123	A	William & Mary	54	85	115	H	Eastern Mich.	52	54			
					184	H	New Hampshire	62	63			

Non-Div I Games: Neb. Omaha 63 51

Cornell

■ Loss,
 ■ Non-Conf, S Site,
 ■ Home
 ■ Away
 N Neutral

Creighton

Through Games Of Sunday, January 8, 2012

Average RPI Win:	217	WON-LOST	WINNING	LAST 12	STRENGTH OF	OPP. STRENGTH	TEAM	ADJ.	CONF.	ADJ CONF.
Average RPI Loss:	69	RECORD	PCT. RANK	GAMES	SCHEDULE	OF SCHEDULE	RPI	RPI	RPI	RPI
DIV. I ONLY	6- 8	204	4- 8	22	210	86	86	10	10	
DIV. I NON-CONF.	6- 5	140	4- 5	19	245	82	82	10	10	
TOTALS	RPI 1-25	RPI 26-50	W-L RECORDS	RPI 51-100	RPI 101-150	RPI 150+				
6- 8	0- 1	1- 3	OVERALL	0- 2	1- 2	4- 0				
2- 3	0- 1	1- 0	HOME	0- 0	1- 2	0- 0				
4- 4	0- 0	0- 3	AWAY	0- 1	0- 0	4- 0				
0- 1	0- 0	0- 0	NEUTRAL	0- 1	0- 0	0- 0				
6- 5	0- 1	1- 2	NON-CONFERENCE	0- 1	1- 1	4- 0				
2- 2	0- 1	1- 0	HOME	0- 0	1- 1	0- 0				
4- 2	0- 0	0- 2	AWAY	0- 0	0- 0	4- 0				
0- 1	0- 0	0- 0	NEUTRAL	0- 1	0- 0	0- 0				
0- 3	0- 0	0- 1	CONFERENCE	0- 1	0- 1	0- 0				
0- 1	0- 0	0- 0	HOME	0- 0	0- 1	0- 0				
0- 2	0- 0	0- 1	AWAY	0- 1	0- 0	0- 0				
0- 0	0- 0	0- 0	NEUTRAL	0- 0	0- 0	0- 0				

RPI 1-25				RPI 26-50				RPI 51-100				Team's RPI: 86	RPI 101+			
RPI	S	Opponent	Score	RPI	S	Opponent	Score	RPI	S	Opponent	Score		RPI	S	Opponent	Score
7	H	Notre Dame	48 76	31	A	Nebraska	55 66	83	A	Wichita St.	58 65		111	H	South Dakota	53 56
				36	A	Kansas	59 73	91	N	Colorado	49 52		131	H	Bowling Green	49 47
				47	H	North Carolina St.	74 67						144	H	Drake	44 47
				49	A	Missouri St.	60 70						245	A	North Dakota St.	71 51
													274	A	North Dakota	72 54
													289	A	UTSA	54 53
													318	A	Wyoming	66 50
LAST 12 Division I GAMES:																
				83	A	Wichita St.	58 65	91	N	Colorado	49 52					
				49	A	Missouri St.	60 70	289	A	UTSA	54 53					
				144	H	Drake	44 47	131	H	Bowling Green	49 47					
				47	H	North Carolina St.	74 67	31	A	Nebraska	55 66					
				111	H	South Dakota	53 56	7	H	Notre Dame	48 76					
				36	A	Kansas	59 73	318	A	Wyoming	66 50					

Non-Div I Games:

Creighton

Loss, Non-Conf, S Site, H Home A Away N Neutral

Average RPI Win:	274	WON-LOST	WINNING	LAST 12	STRENGTH OF	OPP. STRENGTH	TEAM	ADJ.	CONF.	ADJ CONF.
Average RPI Loss:	111	RECORD	PCT. RANK	GAMES	SCHEDULE	OF SCHEDULE	RPI	RPI	RPI	RPI
DIV. I ONLY	2- 11	311	2- 10	78	136	250	250	11	11	
DIV. I NON-CONF.	2- 11	306	2- 10	92	139	257	257	12	12	
TOTALS	RPI 1-25	RPI 26-50	W-L RECORDS	RPI 51-100	RPI 101-150	RPI 150+				
2- 11	0- 2	0- 2	OVERALL	0- 1	0- 3	2- 3				
0- 5	0- 1	0- 0	HOME	0- 1	0- 1	0- 2				
1- 5	0- 1	0- 1	AWAY	0- 0	0- 2	1- 1				
1- 1	0- 0	0- 1	NEUTRAL	0- 0	0- 0	1- 0				
2- 11	0- 2	0- 2	NON-CONFERENCE	0- 1	0- 3	2- 3				
0- 5	0- 1	0- 0	HOME	0- 1	0- 1	0- 2				
1- 5	0- 1	0- 1	AWAY	0- 0	0- 2	1- 1				
1- 1	0- 0	0- 1	NEUTRAL	0- 0	0- 0	1- 0				
0- 0	0- 0	0- 0	CONFERENCE	0- 0	0- 0	0- 0				
0- 0	0- 0	0- 0	HOME	0- 0	0- 0	0- 0				
0- 0	0- 0	0- 0	AWAY	0- 0	0- 0	0- 0				
0- 0	0- 0	0- 0	NEUTRAL	0- 0	0- 0	0- 0				

RPI 1-25				RPI 26-50				RPI 51-100				RPI 101+ Team's RPI: 250			
RPI	S	Opponent	Score	RPI	S	Opponent	Score	RPI	S	Opponent	Score	RPI	S	Opponent	Score
9	A	Kansas St.	20 54	38	N	Saint Joseph's	48 85	94	H	Hartford	42 60	104	A	Providence	48 63
24	H	Georgetown	38 77	48	A	California	39 80					127	H	La Salle	47 60
												140	A	Holy Cross	63 65
												184	H	New Hampshire	53 58
												203	H	Bryant	45 63
												238	A	Vermont	72 62
												255	A	Long Beach St.	52 66
												309	N	Colgate	56 50
LAST 12 Division I GAMES:															
140	A	Holy Cross	63 65	48	A	California	39 80	255	A	Long Beach St.	52 66	94	H	Hartford	42 60
24	H	Georgetown	38 77					203	H	Bryant	45 63	184	H	New Hampshire	53 58
127	H	La Salle	47 60					104	A	Providence	48 63				
238	A	Vermont	72 62												
309	N	Colgate	56 50												
38	N	Saint Joseph's	48 85												

Non-Div I Games:

Dartmouth

■ Loss,
■ Non-Conf,
■ S Site,
■ H Home
■ A Away
N Neutral

Davidson

Through Games Of Sunday, January 8, 2012

Average RPI Win:	237	WON-LOST	WINNING	LAST 12	STRENGTH OF	OPP. STRENGTH	TEAM	ADJ.	CONF.	ADJ CONF.
Average RPI Loss:	114	RECORD	PCT. RANK	GAMES	SCHEDULE	OF SCHEDULE	RPI	RPI	RPI	RPI
DIV. I ONLY	9- 5	94	8- 4	262	91	119	119	16	16	
DIV. I NON-CONF.	4- 5	199	3- 4	217	100	95	95	14	14	
TOTALS	RPI 1-25	RPI 26-50	W-L RECORDS	RPI 51-100	RPI 101-150	RPI 150+				
9- 5	0- 1	0- 1	OVERALL	0- 1	0- 0	9- 2				
6- 0	0- 0	0- 0	HOME	0- 0	0- 0	6- 0				
3- 5	0- 1	0- 1	AWAY	0- 1	0- 0	3- 2				
0- 0	0- 0	0- 0	NEUTRAL	0- 0	0- 0	0- 0				
4- 5	0- 1	0- 1	NON-CONFERENCE	0- 1	0- 0	4- 2				
3- 0	0- 0	0- 0	HOME	0- 0	0- 0	3- 0				
1- 5	0- 1	0- 1	AWAY	0- 1	0- 0	1- 2				
0- 0	0- 0	0- 0	NEUTRAL	0- 0	0- 0	0- 0				
5- 0	0- 0	0- 0	CONFERENCE	0- 0	0- 0	5- 0				
3- 0	0- 0	0- 0	HOME	0- 0	0- 0	3- 0				
2- 0	0- 0	0- 0	AWAY	0- 0	0- 0	2- 0				
0- 0	0- 0	0- 0	NEUTRAL	0- 0	0- 0	0- 0				

RPI 1-25				RPI 26-50				RPI 51-100				RPI 101+ Team's RPI: 119			
RPI	S	Opponent	Score	RPI	S	Opponent	Score	RPI	S	Opponent	Score	RPI	S	Opponent	Score
11	A	Princeton	44 53	44	A	Duquesne	53 84	97	A	Wake Forest	66 68	158	A	High Point	69 82
												176	A	Furman	61 50
												206	H	Col. of Charleston	56 39
												216	H	Winthrop	80 65
												226	H	Elon	75 66
												227	H	Ga. Southern	72 48
												244	A	Radford	81 68
												249	A	Western Caro.	64 46
												261	A	Clemson	62 72
												294	H	Mercer	75 60
												296	H	Gardner-Webb	67 46
LAST 12 Division I GAMES:															
176	A	Furman	61 50	244	A	Radford	81 68								
226	H	Elon	75 66	227	H	Ga. Southern	72 48								
97	A	Wake Forest	66 68	206	H	Col. of Charleston	56 39								
11	A	Princeton	44 53	249	A	Western Caro.	64 46								
296	H	Gardner-Webb	67 46	216	H	Winthrop	80 65								
158	A	High Point	69 82	44	A	Duquesne	53 84								

Non-Div I Games:

Davidson

■ Loss,
 ■ Non-Conf, S Site,
 ■ Home
 ■ Away
 N Neutral

Average RPI Win:	183	WON-LOST	WINNING	LAST 12	STRENGTH OF	OPP. STRENGTH	TEAM	ADJ.	CONF.	ADJ CONF.
Average RPI Loss:	62	RECORD	PCT. RANK	GAMES	SCHEDULE	OF SCHEDULE	RPI	RPI	RPI	RPI
DIV. I ONLY	9- 4	76	8- 4	75	89	54	54	9	9	
DIV. I NON-CONF.	8- 4	91	7- 4	42	93	35	35	8	8	
TOTALS	RPI 1-25	RPI 26-50	W-L RECORDS	RPI 51-100	RPI 101-150	RPI 150+				
9- 4	0- 1	0- 1	OVERALL	1- 0	2- 2	6- 0				
4- 0	0- 0	0- 0	HOME	0- 0	1- 0	3- 0				
0- 3	0- 1	0- 0	AWAY	0- 0	0- 2	0- 0				
5- 1	0- 0	0- 1	NEUTRAL	1- 0	1- 0	3- 0				
8- 4	0- 1	0- 1	NON-CONFERENCE	1- 0	2- 2	5- 0				
3- 0	0- 0	0- 0	HOME	0- 0	1- 0	2- 0				
0- 3	0- 1	0- 0	AWAY	0- 0	0- 2	0- 0				
5- 1	0- 0	0- 1	NEUTRAL	1- 0	1- 0	3- 0				
1- 0	0- 0	0- 0	CONFERENCE	0- 0	0- 0	1- 0				
1- 0	0- 0	0- 0	HOME	0- 0	0- 0	1- 0				
0- 0	0- 0	0- 0	AWAY	0- 0	0- 0	0- 0				
0- 0	0- 0	0- 0	NEUTRAL	0- 0	0- 0	0- 0				

RPI 1-25				RPI 26-50				RPI 51-100				RPI 101+			
RPI	S	Opponent	Score	RPI	S	Opponent	Score	RPI	S	Opponent	Score	RPI	S	Opponent	Score
5	A	Connecticut	38 78	27	N	Gonzaga	76 82	98	N	Illinois	80 66	103	A	Cincinnati	64 75
												112	A	Toledo	51 61
												113	N	South Fla.	73 63
												131	H	Bowling Green	69 38
												152	H	Wright St.	77 69
												173	N	Buffalo	94 74
												192	H	Boston College	69 60
												225	N	Binghamton	60 50
												265	N	Fairleigh Dickinson	84 48
												299	H	Rhode Island	97 46
LAST 12 Division I GAMES:															
299	H	Rhode Island	97 46	27	N	Gonzaga	76 82	98	N	Illinois	80 66	152	H	Wright St.	77 69
225	N	Binghamton	60 50	98	N	Illinois	80 66	192	H	Boston College	69 60	5	A	Connecticut	38 78
113	N	South Fla.	73 63	152	H	Wright St.	77 69	265	N	Fairleigh Dickinson	84 48				
173	N	Buffalo	94 74	192	H	Boston College	69 60								
103	A	Cincinnati	64 75	5	A	Connecticut	38 78								
112	A	Toledo	51 61												

Non-Div I Games:

Dayton

Average RPI Win:	135	WON-LOST	WINNING	LAST 12	STRENGTH OF	OPP. STRENGTH	TEAM	ADJ.	CONF.	ADJ CONF.
Average RPI Loss:	77	RECORD	PCT. RANK	GAMES	SCHEDULE	OF SCHEDULE	RPI	RPI	RPI	RPI
DIV. I ONLY	14- 3	23	10- 2	37	32	19	19	2	2	
DIV. I NON-CONF.	12- 2	20	8- 1	54	54	20	20	2	2	
TOTALS	RPI 1-25	RPI 26-50	W-L RECORDS	RPI 51-100	RPI 101-150	RPI 150+				
14- 3	2- 1	0- 0	OVERALL	4- 0	1- 2	7- 0				
8- 0	0- 0	0- 0	HOME	3- 0	0- 0	5- 0				
5- 1	2- 0	0- 0	AWAY	1- 0	1- 1	1- 0				
1- 2	0- 1	0- 0	NEUTRAL	0- 0	0- 1	1- 0				
12- 2	1- 1	0- 0	NON-CONFERENCE	3- 0	1- 1	7- 0				
7- 0	0- 0	0- 0	HOME	2- 0	0- 0	5- 0				
4- 0	1- 0	0- 0	AWAY	1- 0	1- 0	1- 0				
1- 2	0- 1	0- 0	NEUTRAL	0- 0	0- 1	1- 0				
2- 1	1- 0	0- 0	CONFERENCE	1- 0	0- 1	0- 0				
1- 0	0- 0	0- 0	HOME	1- 0	0- 0	0- 0				
1- 1	1- 0	0- 0	AWAY	0- 0	0- 1	0- 0				
0- 0	0- 0	0- 0	NEUTRAL	0- 0	0- 0	0- 0				

RPI	S	Opponent	Score
1	N	Tennessee	61 84
11	A	Princeton	78 67
24	A	Georgetown	59 50

RPI	S	Opponent	Score
51	A	Northwestern	88 72
57	H	St. John's (NY)	69 52
59	H	St. Mary's (CA)	96 68
79	H	Arizona St.	73 55

RPI	S	Opponent	Score
104	A	Providence	52 60
125	N	San Diego St.	74 82
147	A	Illinois St.	73 54
157	N	Portland	99 64
167	H	SIU Edwardsville	75 65
179	H	Samford	86 57
212	A	Hawaii	90 65
218	H	Northern Ill.	65 46
234	H	Loyola Chicago	70 65
301	H	Southern Ill.	93 67

RPI	S	Opponent	Score
104	A	Providence	52 60
125	N	San Diego St.	74 82
147	A	Illinois St.	73 54
157	N	Portland	99 64
167	H	SIU Edwardsville	75 65
179	H	Samford	86 57
212	A	Hawaii	90 65
218	H	Northern Ill.	65 46
234	H	Loyola Chicago	70 65
301	H	Southern Ill.	93 67

LAST 12 Division I GAMES:

104	A	Providence	52 60	301	H	Southern Ill.	93 67
24	A	Georgetown	59 50	147	A	Illinois St.	73 54
218	H	Northern Ill.	65 46	79	H	Arizona St.	73 55
57	H	St. John's (NY)	69 52	11	A	Princeton	78 67
234	H	Loyola Chicago	70 65	1	N	Tennessee	61 84
51	A	Northwestern	88 72	167	H	SIU Edwardsville	75 65

Non-Div I Games:

DePaul

■ Loss,
 ■ Non-Conf,
 ■ S Site,
 ■ H Home
 ■ A Away
 N Neutral

Through Games of Sunday, January 6, 1912									
Average RPI Win: 112	WON-LOST	WINNING	LAST 12	STRENGTH OF	OPP. STRENGTH	TEAM	ADJ.	CONF.	ADJ CONF.
Average RPI Loss: 6	RECORD	PCT. RANK	GAMES	SCHEDULE	OF SCHEDULE	RPI	RPI	RPI	RPI
DIV. I ONLY	12- 1	10	11- 1	10	20	3	3	7	7
DIV. I NON-CONF.	9- 1	16	8- 1	5	7	2	2	7	7

TOTALS	RPI 1-25	RPI 26-50	W-L RECORDS	RPI 51-100	RPI 101-150	RPI 150+			
12- 1	2- 1	3- 0	OVERALL	1- 0	3- 0	3- 0			
5- 0	0- 0	2- 0	HOME	0- 0	2- 0	1- 0			
6- 1	2- 1	1- 0	AWAY	1- 0	1- 0	1- 0			
1- 0	0- 0	0- 0	NEUTRAL	0- 0	0- 0	1- 0			
9- 1	2- 1	2- 0	NON-CONFERENCE	1- 0	2- 0	2- 0			
3- 0	0- 0	1- 0	HOME	0- 0	1- 0	1- 0			
5- 1	2- 1	1- 0	AWAY	1- 0	1- 0	0- 0			
1- 0	0- 0	0- 0	NEUTRAL	0- 0	0- 0	1- 0			
3- 0	0- 0	1- 0	CONFERENCE	0- 0	1- 0	1- 0			
2- 0	0- 0	1- 0	HOME	0- 0	1- 0	0- 0			
1- 0	0- 0	0- 0	AWAY	0- 0	0- 0	1- 0			
0- 0	0- 0	0- 0	NEUTRAL	0- 0	0- 0	0- 0			

RPI	S	Opponent	Score	RPI	S	Opponent	Score	RPI	S	Opponent	Score	RPI	S	Opponent	Score
6	A	Maryland	76 85	37	H	Penn St.	80 71	97	A	Wake Forest	70 57	104	A	Providence	68 47
11	A	Princeton	81 70	41	A	St. Bonaventure	61 49					123	H	William & Mary	73 57
16	A	Villanova	64 56	42	H	Towson	74 51					124	H	Yale	77 45
												190	A	George Mason	66 54
												262	N	East Carolina	60 40
												299	H	Rhode Island	89 53
LAST 12 Division I GAMES:															
190	A	George Mason	66 54	262	N	East Carolina	60 40								
42	H	Towson	74 51	104	A	Providence	68 47								
6	A	Maryland	76 85	97	A	Wake Forest	70 57								
41	A	St. Bonaventure	61 49	124	H	Yale	77 45								
16	A	Villanova	64 56	123	H	William & Mary	73 57								
37	H	Penn St.	80 71	11	A	Princeton	81 70								

Non-Div I Games:

Delaware

Average RPI Win:	340	WON-LOST	WINNING	LAST 12	STRENGTH OF	OPP. STRENGTH	TEAM	ADJ.	CONF.	ADJ CONF.
Average RPI Loss:	162	RECORD	PCT. RANK	GAMES	SCHEDULE	OF SCHEDULE	RPI	RPI	RPI	RPI
DIV. I ONLY	1- 12	331	1- 11	165	277	317	317	27	27	
DIV. I NON-CONF.	1- 10	330	1- 9	121	298	312	312	24	24	
TOTALS	RPI 1-25	RPI 26-50	W-L RECORDS	RPI 51-100	RPI 101-150	RPI 150+				
1- 12	0- 1	0- 1	OVERALL	0- 2	0- 0	1- 8				
1- 3	0- 0	0- 1	HOME	0- 0	0- 0	1- 2				
0- 7	0- 1	0- 0	AWAY	0- 2	0- 0	0- 4				
0- 2	0- 0	0- 0	NEUTRAL	0- 0	0- 0	0- 2				
1- 10	0- 1	0- 1	NON-CONFERENCE	0- 1	0- 0	1- 7				
1- 3	0- 0	0- 1	HOME	0- 0	0- 0	1- 2				
0- 5	0- 1	0- 0	AWAY	0- 1	0- 0	0- 3				
0- 2	0- 0	0- 0	NEUTRAL	0- 0	0- 0	0- 2				
0- 2	0- 0	0- 0	CONFERENCE	0- 1	0- 0	0- 1				
0- 0	0- 0	0- 0	HOME	0- 0	0- 0	0- 0				
0- 2	0- 0	0- 0	AWAY	0- 1	0- 0	0- 1				
0- 0	0- 0	0- 0	NEUTRAL	0- 0	0- 0	0- 0				

RPI S	Opponent	Score	RPI S	Opponent	Score	RPI S	Opponent	Score	RPI S	Opponent	Score	Team's RPI: 317
6	A Maryland	33 108	42	H Towson	59 70	69	A Howard	49 59	152	A Wright St.	53 57	
						71	A Texas	35 89	163	N FIU	57 73	
									166	N Robert Morris	67 75	
									172	H Fordham	48 63	
									213	A Md.-East. Shore	32 60	
									262	A East Carolina	47 54	
									308	A North Florida	61 72	
									321	H NJIT	49 65	
									340	H St. Francis (NY)	73 66	
LAST 12 Division I GAMES:												
172	H Fordham	48 63	163	N FIU	57 73							
71	A Texas	35 89	308	A North Florida	61 72							
42	H Towson	59 70	340	H St. Francis (NY)	73 66							
166	N Robert Morris	67 75	6	A Maryland	33 108							
262	A East Carolina	47 54	69	A Howard	49 59							
321	H NJIT	49 65	213	A Md.-East. Shore	32 60							

Non-Div I Games: Wilmington (DE) 80 32 Wesley 85 53

Delaware St.

■ Loss,
 ■ Non-Conf,
 ■ S Site,
 ■ H Home
 ■ A Away
 N Neutral

DIVISION I				THROUGH GAMES OF SUNDAY, JANUARY 8, 1911						
Average RPI Win:	233	WON-LOST	WINNING	LAST 12	STRENGTH OF	OPP. STRENGTH	TEAM	ADJ.	CONF.	ADJ CONF.
Average RPI Loss:	127	RECORD	PCT. RANK	GAMES	SCHEDULE	OF SCHEDULE	RPI	RPI	RPI	RPI
DIV. I ONLY	10- 8	149	5- 7	189	254	153	153	20	20	
DIV. I NON-CONF.	8- 6	128	3- 5	114	236	123	123	20	20	
TOTALS	RPI 1-25	RPI 26-50	W-L RECORDS	RPI 51-100	RPI 101-150	RPI 150+				
10- 8	0- 0	0- 1	OVERALL	1- 2	2- 2	7- 3				
7- 1	0- 0	0- 0	HOME	1- 0	1- 0	5- 1				
3- 5	0- 0	0- 1	AWAY	0- 2	1- 0	2- 2				
0- 2	0- 0	0- 0	NEUTRAL	0- 0	0- 2	0- 0				
8- 6	0- 0	0- 1	NON-CONFERENCE	1- 2	2- 2	5- 1				
6- 0	0- 0	0- 0	HOME	1- 0	1- 0	4- 0				
2- 4	0- 0	0- 1	AWAY	0- 2	1- 0	1- 1				
0- 2	0- 0	0- 0	NEUTRAL	0- 0	0- 2	0- 0				
2- 2	0- 0	0- 0	CONFERENCE	0- 0	0- 0	2- 2				
1- 1	0- 0	0- 0	HOME	0- 0	0- 0	1- 1				
1- 1	0- 0	0- 0	AWAY	0- 0	0- 0	1- 1				
0- 0	0- 0	0- 0	NEUTRAL	0- 0	0- 0	0- 0				

RPI 1-25				RPI 26-50				RPI 51-100				RPI 101+				Team's RPI: 153	
RPI	S	Opponent	Score	RPI	S	Opponent	Score	RPI	S	Opponent	Score	RPI	S	Opponent	Score		
				40	A	Vanderbilt	56 77	81	A	UTEP	49 80	107	N	UC Davis	51 60		
								91	A	Colorado	36 71	146	H	Oregon	89 65		
								95	H	Minnesota	72 63	149	A	Northern Colo.	66 57		
												150	N	Portland St.	66 70		
												164	A	South Ala.	51 57		
												169	H	UALR	51 53		
												212	A	Hawaii	64 78		
												215	H	Montana	53 52		
												248	H	Colorado St.	64 61		
												260	A	Arkansas St.	58 49		
												275	H	Loyola Marymount	71 55		
												287	A	Air Force	54 52		
												318	H	Wyoming	74 49		
												337	H	Troy	73 51		
LAST 12 Division I GAMES:																	
				164	A	South Ala.	51 57	337	H	Troy	73 51						
				260	A	Arkansas St.	58 49	150	N	Portland St.	66 70						
				169	H	UALR	51 53	212	A	Hawaii	64 78						
				91	A	Colorado	36 71	107	N	UC Davis	51 60						
				215	H	Montana	53 52	95	H	Minnesota	72 63						
				40	A	Vanderbilt	56 77	146	H	Oregon	89 65						

Non-Div I Games:

Denver

Loss, Non-Conf, S Site, H Home A Away N Neutral

Average RPI Win:	244	WON-LOST	WINNING	LAST 12	STRENGTH OF	OPP. STRENGTH	TEAM	ADJ.	CONF.	ADJ CONF.
Average RPI Loss:	120	RECORD	PCT. RANK	GAMES	SCHEDULE	OF SCHEDULE	RPI	RPI	RPI	RPI
DIV. I ONLY	7- 9	198	7- 5	196	150	191	191	15	15	
DIV. I NON-CONF.	4- 8	238	4- 4	123	141	166	166	17	17	
TOTALS	RPI 1-25	RPI 26-50	W-L RECORDS	RPI 51-100	RPI 101-150	RPI 150+				
7- 9	0- 1	0- 0	OVERALL	0- 3	1- 3	6- 2				
4- 2	0- 1	0- 0	HOME	0- 0	1- 1	3- 0				
3- 4	0- 0	0- 0	AWAY	0- 1	0- 1	3- 2				
0- 3	0- 0	0- 0	NEUTRAL	0- 2	0- 1	0- 0				
4- 8	0- 1	0- 0	NON-CONFERENCE	0- 3	1- 3	3- 1				
2- 2	0- 1	0- 0	HOME	0- 0	1- 1	1- 0				
2- 3	0- 0	0- 0	AWAY	0- 1	0- 1	2- 1				
0- 3	0- 0	0- 0	NEUTRAL	0- 2	0- 1	0- 0				
3- 1	0- 0	0- 0	CONFERENCE	0- 0	0- 0	3- 1				
2- 0	0- 0	0- 0	HOME	0- 0	0- 0	2- 0				
1- 1	0- 0	0- 0	AWAY	0- 0	0- 0	1- 1				
0- 0	0- 0	0- 0	NEUTRAL	0- 0	0- 0	0- 0				

RPI S	Opponent	Score	RPI S	Opponent	Score	RPI S	Opponent	Score	RPI S	Opponent	Score	Team's RPI: 191
14	H Michigan	51 61				69	N Howard	58 60	115	H Eastern Mich.	70 69	
						70	A Michigan St.	41 64	131	H Bowling Green	49 57	
						74	N Drexel	56 61	136	N Utah	55 64	
									138	A Indiana St.	62 64	
									155	A Ill.-Chicago	59 66	
									234	A Loyola Chicago	76 66	
									239	H Butler	72 60	
									257	H IPFW	90 60	
									258	A Ball St.	87 68	
									289	A UTSA	55 59	
									298	H Valparaiso	68 52	
									306	A Western Mich.	73 64	
LAST 12 Division I GAMES:												
234	A Loyola Chicago	76 66	239	H Butler	72 60							
155	A Ill.-Chicago	59 66	306	A Western Mich.	73 64							
298	H Valparaiso	68 52	115	H Eastern Mich.	70 69							
258	A Ball St.	87 68	257	H IPFW	90 60							
289	A UTSA	55 59	14	H Michigan	51 61							
136	N Utah	55 64	70	A Michigan St.	41 64							

Non-Div I Games:

Detroit

Drake

Through Games Of Sunday, January 8, 2012

Average RPI Win:	211	WON-LOST	WINNING	LAST 12	STRENGTH OF	OPP. STRENGTH	TEAM	ADJ.	CONF.	ADJ CONF.
Average RPI Loss:	73	RECORD	PCT. RANK	GAMES	SCHEDULE	OF SCHEDULE	RPI	RPI	RPI	RPI
DIV. I ONLY	7- 7	171	7- 5	180	53	144	144	10	10	
DIV. I NON-CONF.	6- 5	140	6- 3	227	79	171	171	10	10	
TOTALS	RPI 1-25	RPI 26-50	W-L RECORDS	RPI 51-100	RPI 101-150	RPI 150+				
7- 7	0- 0	0- 2	OVERALL	1- 4	1- 0	5- 1				
4- 1	0- 0	0- 0	HOME	0- 1	0- 0	4- 0				
3- 4	0- 0	0- 1	AWAY	1- 2	1- 0	1- 1				
0- 2	0- 0	0- 1	NEUTRAL	0- 1	0- 0	0- 0				
6- 5	0- 0	0- 1	NON-CONFERENCE	0- 3	1- 0	5- 1				
4- 1	0- 0	0- 0	HOME	0- 1	0- 0	4- 0				
2- 2	0- 0	0- 0	AWAY	0- 1	1- 0	1- 1				
0- 2	0- 0	0- 1	NEUTRAL	0- 1	0- 0	0- 0				
1- 2	0- 0	0- 1	CONFERENCE	1- 1	0- 0	0- 0				
0- 0	0- 0	0- 0	HOME	0- 0	0- 0	0- 0				
1- 2	0- 0	0- 1	AWAY	1- 1	0- 0	0- 0				
0- 0	0- 0	0- 0	NEUTRAL	0- 0	0- 0	0- 0				

RPI 1-25	RPI 26-50	RPI 51-100	RPI 101+	Team's RPI: 144
RPI S Opponent Score	RPI S Opponent Score	RPI S Opponent Score	RPI S Opponent Score	Score
	28 N Hofstra 60 70	56 N Marist 47 50	132 A Wisconsin 65 54	
	49 A Missouri St. 46 78	62 A Iowa 46 71	155 A Ill.-Chicago 48 61	
		80 H Iowa St. 64 71	211 H Milwaukee 63 51	
		83 A Wichita St. 41 63	234 H Loyola Chicago 65 50	
		86 A Creighton 47 44	245 H North Dakota St. 57 49	
			274 H North Dakota 74 60	
			297 A Saint Louis 62 60	
LAST 12 Division I GAMES:				
	49 A Missouri St. 46 78	234 H Loyola Chicago 65 50		
	83 A Wichita St. 41 63	62 A Iowa 46 71		
	86 A Creighton 47 44	297 A Saint Louis 62 60		
	28 N Hofstra 60 70	132 A Wisconsin 65 54		
	56 N Marist 47 50	245 H North Dakota St. 57 49		
	211 H Milwaukee 63 51	274 H North Dakota 74 60		

Non-Div I Games:

Drake

 Loss,
 Non-Conf,
 S Site,
 H Home
 A Away
N Neutral

Average RPI Win:	134	WON-LOST	WINNING	LAST 12	STRENGTH OF	OPP. STRENGTH	TEAM	ADJ.	CONF.	ADJ CONF.
Average RPI Loss:	61	RECORD	PCT. RANK	GAMES	SCHEDULE	OF SCHEDULE	RPI	RPI	RPI	RPI
DIV. I ONLY	6- 7	191	6- 6	28	37	74	74	7	7	
DIV. I NON-CONF.	4- 6	210	4- 5	38	34	85	85	7	7	
TOTALS	RPI 1-25	RPI 26-50	W-L RECORDS	RPI 51-100	RPI 101-150	RPI 150+				
6- 7	0- 1	1- 3	OVERALL	1- 1	2- 2	2- 0				
2- 3	0- 1	1- 1	HOME	0- 1	1- 0	0- 0				
3- 4	0- 0	0- 2	AWAY	1- 0	1- 2	1- 0				
1- 0	0- 0	0- 0	NEUTRAL	0- 0	0- 0	1- 0				
4- 6	0- 1	0- 2	NON-CONFERENCE	0- 1	2- 2	2- 0				
1- 3	0- 1	0- 1	HOME	0- 1	1- 0	0- 0				
2- 3	0- 0	0- 1	AWAY	0- 0	1- 2	1- 0				
1- 0	0- 0	0- 0	NEUTRAL	0- 0	0- 0	1- 0				
2- 1	0- 0	1- 1	CONFERENCE	1- 0	0- 0	0- 0				
1- 0	0- 0	1- 0	HOME	0- 0	0- 0	0- 0				
1- 1	0- 0	0- 1	AWAY	1- 0	0- 0	0- 0				
0- 0	0- 0	0- 0	NEUTRAL	0- 0	0- 0	0- 0				

RPI 1-25				RPI 26-50				RPI 51-100				RPI 101+			
RPI	S	Opponent	Score	RPI	S	Opponent	Score	RPI	S	Opponent	Score	RPI	S	Opponent	Score
11	H	Princeton	51 63	28	A	Hofstra	65 76	76	H	LIU Brooklyn	52 60	109	A	Seton Hall	64 77
				32	H	South Carolina	58 62	100	A	UNC Wilmington	58 43	127	H	La Salle	72 59
				38	A	Saint Joseph's	50 59					130	A	Penn	65 67
				42	H	Towson	66 38					145	A	Pittsburgh	71 50
												191	N	Detroit	61 56
												201	A	Akron	67 60
LAST 12 Division I GAMES:															
42	H	Towson	66 38	32	H	South Carolina	58 62								
28	A	Hofstra	65 76	130	A	Penn	65 67								
11	H	Princeton	51 63	127	H	La Salle	72 59								
145	A	Pittsburgh	71 50	109	A	Seton Hall	64 77								
201	A	Akron	67 60	100	A	UNC Wilmington	58 43								
191	N	Detroit	61 56	38	A	Saint Joseph's	50 59								

Non-Div I Games:

Drexel

■ Loss,
 ■ Non-Conf, S Site,
 ■ Home
 ■ Away
 N Neutral

Average RPI Win:	124	WON-LOST	WINNING	LAST 12	STRENGTH OF	OPP. STRENGTH	TEAM	ADJ.	CONF.	ADJ CONF.
Average RPI Loss:	18	RECORD	PCT. RANK	GAMES	SCHEDULE	OF SCHEDULE	RPI	RPI	RPI	RPI
DIV. I ONLY	12- 2	18	10- 2	30	17	12	12	5	5	
DIV. I NON-CONF.	9- 2	38	7- 2	52	19	18	18	4	4	
TOTALS	RPI 1-25	RPI 26-50	W-L RECORDS	RPI 51-100	RPI 101-150	RPI 150+				
12- 2	1- 1	2- 1	OVERALL	4- 0	2- 0	3- 0				
7- 0	1- 0	2- 0	HOME	1- 0	2- 0	1- 0				
4- 1	0- 0	0- 1	AWAY	3- 0	0- 0	1- 0				
1- 1	0- 1	0- 0	NEUTRAL	0- 0	0- 0	1- 0				
9- 2	1- 1	0- 1	NON-CONFERENCE	3- 0	2- 0	3- 0				
5- 0	1- 0	0- 0	HOME	1- 0	2- 0	1- 0				
3- 1	0- 0	0- 1	AWAY	2- 0	0- 0	1- 0				
1- 1	0- 1	0- 0	NEUTRAL	0- 0	0- 0	1- 0				
3- 0	0- 0	2- 0	CONFERENCE	1- 0	0- 0	0- 0				
2- 0	0- 0	2- 0	HOME	0- 0	0- 0	0- 0				
1- 0	0- 0	0- 0	AWAY	1- 0	0- 0	0- 0				
0- 0	0- 0	0- 0	NEUTRAL	0- 0	0- 0	0- 0				

RPI 1-25				RPI 26-50				RPI 51-100				RPI 101+			
RPI	S	Opponent	Score	RPI	S	Opponent	Score	RPI	S	Opponent	Score	RPI	S	Opponent	Score
7	N	Notre Dame	54 56	29	A	Kentucky	65 72	52	A	BYU	61 55	128	H	Auburn	73 50
22	H	Purdue	64 53	35	H	Virginia	77 66	66	A	Temple	65 54	145	H	Pittsburgh	92 43
				47	H	North Carolina St.	83 59	97	A	Wake Forest	76 58	198	A	Western Ky.	80 54
								100	H	UNC Wilmington	107 45	296	N	Gardner-Webb	97 31
												300	H	S.C. Upstate	93 35
LAST 12 Division I GAMES:															
				47	H	North Carolina St.	83 59	66	A	Temple	65 54				
				97	A	Wake Forest	76 58	100	H	UNC Wilmington	107 45				
				35	H	Virginia	77 66	300	H	S.C. Upstate	93 35				
				7	N	Notre Dame	54 56	29	A	Kentucky	65 72				
				296	N	Gardner-Webb	97 31	145	H	Pittsburgh	92 43				
				198	A	Western Ky.	80 54	22	H	Purdue	64 53				

Non-Div I Games:

Duke

Average RPI Win:	187	WON-LOST	WINNING	LAST 12	STRENGTH OF	OPP. STRENGTH	TEAM	ADJ.	CONF.	ADJ CONF.
Average RPI Loss:	95	RECORD	PCT. RANK	GAMES	SCHEDULE	OF SCHEDULE	RPI	RPI	RPI	RPI
DIV. I ONLY	12- 4	51	9- 3	86	166	44	44	9	9	
DIV. I NON-CONF.	12- 3	45	9- 2	126	171	52	52	8	8	
TOTALS	RPI 1-25	RPI 26-50	W-L RECORDS	RPI 51-100	RPI 101-150	RPI 150+				
12- 4	0- 0	0- 3	OVERALL	2- 0	2- 0	8- 1				
8- 0	0- 0	0- 0	HOME	2- 0	1- 0	5- 0				
3- 4	0- 0	0- 3	AWAY	0- 0	1- 0	2- 1				
1- 0	0- 0	0- 0	NEUTRAL	0- 0	0- 0	1- 0				
12- 3	0- 0	0- 2	NON-CONFERENCE	2- 0	2- 0	8- 1				
8- 0	0- 0	0- 0	HOME	2- 0	1- 0	5- 0				
3- 3	0- 0	0- 2	AWAY	0- 0	1- 0	2- 1				
1- 0	0- 0	0- 0	NEUTRAL	0- 0	0- 0	1- 0				
0- 1	0- 0	0- 1	CONFERENCE	0- 0	0- 0	0- 0				
0- 0	0- 0	0- 0	HOME	0- 0	0- 0	0- 0				
0- 1	0- 0	0- 1	AWAY	0- 0	0- 0	0- 0				
0- 0	0- 0	0- 0	NEUTRAL	0- 0	0- 0	0- 0				

RPI 1-25				RPI 26-50				Team's RPI: 44				RPI 51-100				RPI 101+			
RPI	S	Opponent	Score	RPI	S	Opponent	Score	RPI	S	Opponent	Score	RPI	S	Opponent	Score	RPI	S	Opponent	Score
				30	A	James Madison	49 56	58	H	Miami (OH)	64 63	119	H	Davidson	84 53				
				33	A	Florida	49 62	68	H	West Virginia	61 55	145	A	Pittsburgh	70 57				
				41	A	St. Bonaventure	53 61					166	H	Robert Morris	66 63				
												173	H	Buffalo	90 46				
												186	A	Saint Francis (PA)	74 70				
												201	H	Akron	77 70				
												245	A	North Dakota St.	74 66				
												266	H	Ohio	83 60				
												274	A	North Dakota	80 86				
												290	H	Morehead St.	86 53				
												324	N	Maine	76 38				
LAST 12 Division I GAMES:																			
				41	A	St. Bonaventure	53 61	145	A	Pittsburgh	70 57								
				30	A	James Madison	49 56	33	A	Florida	49 62								
				166	H	Robert Morris	66 63	324	N	Maine	76 38								
				58	H	Miami (OH)	64 63	68	H	West Virginia	61 55								
				266	H	Ohio	83 60	201	H	Akron	77 70								
				119	H	Davidson	84 53	290	H	Morehead St.	86 53								

Non-Div I Games:

Duquesne

■ Loss,
 ■ Non-Conf, S Site,
 ■ Home
 ■ Away
 N Neutral

East Carolina

Through Games Of Sunday, January 8, 2012

Average RPI Win:	271	WON-LOST	WINNING	LAST 12	STRENGTH OF	OPP. STRENGTH	TEAM	ADJ.	CONF.	ADJ CONF.
Average RPI Loss:	127	RECORD	PCT. RANK	GAMES	SCHEDULE	OF SCHEDULE	RPI	RPI	RPI	RPI
DIV. I ONLY	4- 9	261	4- 8	186	130	262	262	12	12	
DIV. I NON-CONF.	4- 7	228	4- 6	206	103	274	274	18	18	
TOTALS	RPI 1-25	RPI 26-50	W-L RECORDS	RPI 51-100	RPI 101-150	RPI 150+				
4- 9	0- 1	0- 0	OVERALL	0- 3	0- 2	4- 3				
3- 2	0- 0	0- 0	HOME	0- 1	0- 1	3- 0				
0- 4	0- 0	0- 0	AWAY	0- 2	0- 0	0- 2				
1- 3	0- 1	0- 0	NEUTRAL	0- 0	0- 1	1- 1				
4- 7	0- 1	0- 0	NON-CONFERENCE	0- 2	0- 2	4- 2				
3- 1	0- 0	0- 0	HOME	0- 0	0- 1	3- 0				
0- 3	0- 0	0- 0	AWAY	0- 2	0- 0	0- 1				
1- 3	0- 1	0- 0	NEUTRAL	0- 0	0- 1	1- 1				
0- 2	0- 0	0- 0	CONFERENCE	0- 1	0- 0	0- 1				
0- 1	0- 0	0- 0	HOME	0- 1	0- 0	0- 0				
0- 1	0- 0	0- 0	AWAY	0- 0	0- 0	0- 1				
0- 0	0- 0	0- 0	NEUTRAL	0- 0	0- 0	0- 0				

RPI	S	Opponent	Score	RPI	S	Opponent	Score	RPI	S	Opponent	Score	RPI	S	Opponent	Score	Team's RPI: 262
3	N	Delaware	40 60					60	A	Hampton	48 76	105	H	VCU	49 62	
								88	H	UAB	39 44	129	N	North Carolina	61 65	
								100	A	UNC Wilmington	53 64	206	A	Col. of Charleston	43 58	
												223	A	UCF	53 59	
												226	H	Elon	60 46	
												230	N	Lafayette	57 64	
												235	H	Monmouth	75 52	
												305	N	Jacksonville	70 64	
												317	H	Delaware St.	54 47	
LAST 12 Division I GAMES:																
88	H	UAB	39 44	230	N	Lafayette	57 64									
223	A	UCF	53 59	3	N	Delaware	40 60									
60	A	Hampton	48 76	129	N	North Carolina	61 65									
226	H	Elon	60 46	305	N	Jacksonville	70 64									
317	H	Delaware St.	54 47	105	H	VCU	49 62									
100	A	UNC Wilmington	53 64	235	H	Monmouth	75 52									

Non-Div I Games: St. Andrews 109 30 Virginia Intermont 82 33

East Carolina

Loss, Non-Conf, S Site, H Home A Away N Neutral

Average RPI Win:	295	WON-LOST	WINNING	LAST 12	STRENGTH OF	OPP. STRENGTH	TEAM	ADJ.	CONF.	ADJ CONF.
Average RPI Loss:	106	RECORD	PCT. RANK	GAMES	SCHEDULE	OF SCHEDULE	RPI	RPI	RPI	RPI
DIV. I ONLY	3- 11	294	3- 9	39	270	241	241	30	30	
DIV. I NON-CONF.	1- 9	322	1- 7	22	269	206	206	29	29	
TOTALS	RPI 1-25	RPI 26-50	W-L RECORDS	RPI 51-100	RPI 101-150	RPI 150+				
3- 11	0- 0	0- 2	OVERALL	0- 6	0- 1	3- 2				
3- 3	0- 0	0- 0	HOME	0- 2	0- 0	3- 1				
0- 6	0- 0	0- 1	AWAY	0- 3	0- 1	0- 0				
0- 2	0- 0	0- 0	NEUTRAL	0- 1	0- 0	0- 1				
1- 9	0- 0	0- 2	NON-CONFERENCE	0- 4	0- 1	1- 2				
1- 3	0- 0	0- 0	HOME	0- 2	0- 0	1- 1				
0- 4	0- 0	0- 2	AWAY	0- 1	0- 1	0- 0				
0- 2	0- 0	0- 0	NEUTRAL	0- 1	0- 0	0- 1				
2- 2	0- 0	0- 0	CONFERENCE	0- 2	0- 0	2- 0				
2- 0	0- 0	0- 0	HOME	0- 0	0- 0	2- 0				
0- 2	0- 0	0- 0	AWAY	0- 2	0- 0	0- 0				
0- 0	0- 0	0- 0	NEUTRAL	0- 0	0- 0	0- 0				

RPI 1-25				RPI 26-50				RPI 51-100				RPI 101+				Team's RPI: 241	
RPI	S	Opponent	Score	RPI	S	Opponent	Score	RPI	S	Opponent	Score	RPI	S	Opponent	Score		
				39	A	Richmond	39 66	63	H	Chattanooga	80 88	129	A	North Carolina	77 93		
				49	A	Missouri St.	70 81	72	A	Fla. Gulf Coast	60 88	188	N	Manhattan	53 86		
								73	H	Middle Tenn.	63 78	283	H	Tennessee Tech	76 87		
								88	N	UAB	47 59	290	H	Morehead St.	68 57		
								89	A	Stetson	60 68	294	H	Mercer	72 46		
								96	A	Appalachian St.	65 89	300	H	S.C. Upstate	67 64		
LAST 12 Division I GAMES:																	
				294	H	Mercer	72 46	290	H	Morehead St.	68 57						
				300	H	S.C. Upstate	67 64	129	A	North Carolina	77 93						
				63	H	Chattanooga	80 88	49	A	Missouri St.	70 81						
				73	H	Middle Tenn.	63 78	72	A	Fla. Gulf Coast	60 88						
				96	A	Appalachian St.	65 89	89	A	Stetson	60 68						
				188	N	Manhattan	53 86	39	A	Richmond	39 66						

Non-Div I Games:

East Tenn. St.

■ Loss,
■ Non-Conf,
■ S Site,
■ H Home
■ A Away
N Neutral

Average RPI Win:	222	WON-LOST	WINNING	LAST 12	STRENGTH OF	OPP. STRENGTH	TEAM	ADJ.	CONF.	ADJ CONF.
Average RPI Loss:	200	RECORD	PCT. RANK	GAMES	SCHEDULE	OF SCHEDULE	RPI	RPI	RPI	RPI
DIV. I ONLY	9- 4	76	8- 4	285	236	121	121	32	32	
DIV. I NON-CONF.	8- 4	91	7- 4	272	193	105	105	31	31	
TOTALS	RPI 1-25	RPI 26-50	W-L RECORDS	RPI 51-100	RPI 101-150	RPI 150+				
9- 4	0- 0	0- 0	OVERALL	0- 1	3- 0	6- 3				
5- 0	0- 0	0- 0	HOME	0- 0	2- 0	3- 0				
4- 4	0- 0	0- 0	AWAY	0- 1	1- 0	3- 3				
0- 0	0- 0	0- 0	NEUTRAL	0- 0	0- 0	0- 0				
8- 4	0- 0	0- 0	NON-CONFERENCE	0- 1	3- 0	5- 3				
4- 0	0- 0	0- 0	HOME	0- 0	2- 0	2- 0				
4- 4	0- 0	0- 0	AWAY	0- 1	1- 0	3- 3				
0- 0	0- 0	0- 0	NEUTRAL	0- 0	0- 0	0- 0				
1- 0	0- 0	0- 0	CONFERENCE	0- 0	0- 0	1- 0				
1- 0	0- 0	0- 0	HOME	0- 0	0- 0	1- 0				
0- 0	0- 0	0- 0	AWAY	0- 0	0- 0	0- 0				
0- 0	0- 0	0- 0	NEUTRAL	0- 0	0- 0	0- 0				

RPI 1-25				RPI 26-50				RPI 51-100				RPI 101+				Team's RPI: 121	
RPI	S	Opponent	Score	RPI	S	Opponent	Score	RPI	S	Opponent	Score	RPI	S	Opponent	Score		
								61	A	Missouri	54	56	134	A	Bradley	59	58
													138	H	Indiana St.	75	60
													147	H	Illinois St.	83	69
													155	A	Ill.-Chicago	50	66
													189	A	Xavier	60	54
													218	H	Northern Ill.	72	62
													268	H	Western Ill.	88	55
													284	A	San Jose St.	93	71
													285	A	Sacramento St.	85	89
													298	A	Valparaiso	50	53
													304	A	IUPUI	64	49
													319	H	Murray St.	76	51
LAST 12 Division I GAMES:																	
				189	A	Xavier	60	54					155	A	Ill.-Chicago	50	66
				319	H	Murray St.	76	51					298	A	Valparaiso	50	53
				218	H	Northern Ill.	72	62					304	A	IUPUI	64	49
				285	A	Sacramento St.	85	89					138	H	Indiana St.	75	60
				284	A	San Jose St.	93	71					61	A	Missouri	54	56
				147	H	Illinois St.	83	69					268	H	Western Ill.	88	55

Non-Div I Games: Oakland City 93 32

Eastern Ill.

Average RPI Win:	313	WON-LOST	WINNING	LAST 12	STRENGTH OF	OPP. STRENGTH	TEAM	ADJ.	CONF.	ADJ CONF.
Average RPI Loss:	164	RECORD	PCT. RANK	GAMES	SCHEDULE	OF SCHEDULE	RPI	RPI	RPI	RPI
DIV. I ONLY	6- 7	191	6- 5	327	294	281	281	32	32	
DIV. I NON-CONF.	3- 6	238	3- 4	257	270	230	230	31	31	
TOTALS	RPI 1-25	RPI 26-50	W-L RECORDS	RPI 51-100	RPI 101-150	RPI 150+				
6- 7	0- 0	0- 1	OVERALL	0- 2	0- 0	6- 4				
3- 2	0- 0	0- 1	HOME	0- 0	0- 0	3- 1				
2- 3	0- 0	0- 0	AWAY	0- 1	0- 0	2- 2				
1- 2	0- 0	0- 0	NEUTRAL	0- 1	0- 0	1- 1				
3- 6	0- 0	0- 1	NON-CONFERENCE	0- 2	0- 0	3- 3				
1- 1	0- 0	0- 1	HOME	0- 0	0- 0	1- 0				
1- 3	0- 0	0- 0	AWAY	0- 1	0- 0	1- 2				
1- 2	0- 0	0- 0	NEUTRAL	0- 1	0- 0	1- 1				
3- 1	0- 0	0- 0	CONFERENCE	0- 0	0- 0	3- 1				
2- 1	0- 0	0- 0	HOME	0- 0	0- 0	2- 1				
1- 0	0- 0	0- 0	AWAY	0- 0	0- 0	1- 0				
0- 0	0- 0	0- 0	NEUTRAL	0- 0	0- 0	0- 0				

RPI 1-25				RPI 26-50				RPI 51-100				RPI 101+				Team's RPI: 281
RPI	S	Opponent	Score	RPI	S	Opponent	Score	RPI	S	Opponent	Score	RPI	S	Opponent	Score	
				26	H	Louisville	53 77	58	A	Miami (OH)	55 60	189	A	Xavier	61 66	
								96	N	Appalachian St.	62 64	240	N	Campbell	52 64	
												263	H	Austin Peay	63 66	
												271	H	Tennessee St.	79 59	
												276	A	Evansville	56 63	
												306	A	Western Mich.	71 60	
												310	H	Belmont	60 46	
												323	N	Chicago St.	67 56	
												325	H	Southeast Mo. St.	52 37	
												341	A	Jacksonville St.	80 76	
LAST 12 Division I GAMES:																
				325	H	Southeast Mo. St.	52 37	341	A	Jacksonville St.	80 76					
				263	H	Austin Peay	63 66	58	A	Miami (OH)	55 60					
				271	H	Tennessee St.	79 59	310	H	Belmont	60 46					
				96	N	Appalachian St.	62 64	323	N	Chicago St.	67 56					
				306	A	Western Mich.	71 60	276	A	Evansville	56 63					
				26	H	Louisville	53 77	240	N	Campbell	52 64					

Non-Div I Games: Ky. Christian 97 61

Eastern Ky.

■ Loss,
■ Non-Conf,
■ S Site,
■ H Home
■ A Away
N Neutral

Average RPI Win:	230	WON-LOST	WINNING	LAST 12	STRENGTH OF	OPP. STRENGTH	TEAM	ADJ.	CONF.	ADJ CONF.
Average RPI Loss:	137	RECORD	PCT. RANK	GAMES	SCHEDULE	OF SCHEDULE	RPI	RPI	RPI	RPI
DIV. I ONLY	8- 6	128	7- 5	177	228	115	115	14	14	
DIV. I NON-CONF.	7- 5	123	6- 4	137	220	98	98	16	16	
TOTALS	RPI 1-25	RPI 26-50	W-L RECORDS	RPI 51-100	RPI 101-150	RPI 150+				
8- 6	1- 1	0- 0	OVERALL	0- 1	0- 1	7- 3				
3- 1	1- 0	0- 0	HOME	0- 0	0- 1	2- 0				
4- 5	0- 1	0- 0	AWAY	0- 1	0- 0	4- 3				
1- 0	0- 0	0- 0	NEUTRAL	0- 0	0- 0	1- 0				
7- 5	1- 1	0- 0	NON-CONFERENCE	0- 1	0- 1	6- 2				
2- 1	1- 0	0- 0	HOME	0- 0	0- 1	1- 0				
4- 4	0- 1	0- 0	AWAY	0- 1	0- 0	4- 2				
1- 0	0- 0	0- 0	NEUTRAL	0- 0	0- 0	1- 0				
1- 1	0- 0	0- 0	CONFERENCE	0- 0	0- 0	1- 1				
1- 0	0- 0	0- 0	HOME	0- 0	0- 0	1- 0				
0- 1	0- 0	0- 0	AWAY	0- 0	0- 0	0- 1				
0- 0	0- 0	0- 0	NEUTRAL	0- 0	0- 0	0- 0				

RPI 1-25				RPI 26-50				RPI 51-100				RPI 101+ Team's RPI: 115			
RPI	S	Opponent	Score	RPI	S	Opponent	Score	RPI	S	Opponent	Score	RPI	S	Opponent	Score
14	H	Michigan	77 64					70	A	Michigan St.	59 60	118	H	UMKC	68 70
17	A	Green Bay	53 84									168	A	Seattle	72 75
												191	A	Detroit	69 70
												217	A	Canisius	65 53
												218	H	Northern Ill.	64 52
												234	A	Loyola Chicago	63 55
												251	A	Northeastern	83 53
												258	A	Ball St.	51 54
												293	A	Cornell	54 52
												297	N	Saint Louis	66 55
												318	H	Wyoming	65 43
LAST 12 Division I GAMES:															
218	H	Northern Ill.	64 52	168	A	Seattle	72 75								
258	A	Ball St.	51 54	297	N	Saint Louis	66 55								
318	H	Wyoming	65 43	191	A	Detroit	69 70								
217	A	Canisius	65 53	14	H	Michigan	77 64								
293	A	Cornell	54 52	118	H	UMKC	68 70								
234	A	Loyola Chicago	63 55	70	A	Michigan St.	59 60								

Non-Div I Games: Marygrove 110 31

Eastern Mich.

■ Loss,
 ■ Non-Conf,
 ■ S Site,
 ■ H Home
 ■ A Away
 N Neutral

Average RPI Win:	227	WON-LOST	WINNING	LAST 12	STRENGTH OF	OPP. STRENGTH	TEAM	ADJ.	CONF.	ADJ CONF.
Average RPI Loss:	103	RECORD	PCT. RANK	GAMES	SCHEDULE	OF SCHEDULE	RPI	RPI	RPI	RPI
DIV. I ONLY	7- 8	183	6- 5	96	164	148	148	19	19	
DIV. I NON-CONF.	4- 7	228	3- 4	32	126	93	93	19	19	
TOTALS	RPI 1-25	RPI 26-50	W-L RECORDS	RPI 51-100	RPI 101-150	RPI 150+				
7- 8	0- 0	0- 2	OVERALL	1- 3	0- 1	6- 2				
3- 4	0- 0	0- 1	HOME	1- 1	0- 0	2- 2				
3- 4	0- 0	0- 1	AWAY	0- 2	0- 1	3- 0				
1- 0	0- 0	0- 0	NEUTRAL	0- 0	0- 0	1- 0				
4- 7	0- 0	0- 2	NON-CONFERENCE	1- 3	0- 1	3- 1				
2- 3	0- 0	0- 1	HOME	1- 1	0- 0	1- 1				
1- 4	0- 0	0- 1	AWAY	0- 2	0- 1	1- 0				
1- 0	0- 0	0- 0	NEUTRAL	0- 0	0- 0	1- 0				
3- 1	0- 0	0- 0	CONFERENCE	0- 0	0- 0	3- 1				
1- 1	0- 0	0- 0	HOME	0- 0	0- 0	1- 1				
2- 0	0- 0	0- 0	AWAY	0- 0	0- 0	2- 0				
0- 0	0- 0	0- 0	NEUTRAL	0- 0	0- 0	0- 0				

RPI 1-25				RPI 26-50				RPI 51-100				RPI 101+				Team's RPI: 148	
RPI	S	Opponent	Score	RPI	S	Opponent	Score	RPI	S	Opponent	Score	RPI	S	Opponent	Score		
				27	A	Gonzaga	69 75	52	A	BYU	58 77	106	A	Pacific	60 69		
				28	H	Hofstra	69 90	77	H	San Diego	68 57	154	H	Montana St.	79 73		
								79	A	Arizona St.	43 74	157	A	Portland	76 60		
								84	H	Oregon St.	60 74	215	H	Montana	46 53		
												231	H	Boise St.	63 72		
												260	N	Arkansas St.	72 51		
												292	A	Northern Ariz.	74 56		
												316	H	Idaho	76 61		
												332	A	Weber St.	72 60		
LAST 12 Division I GAMES:																	
				292	A	Northern Ariz.	74 56	154	H	Montana St.	79 73						
				332	A	Weber St.	72 60	316	H	Idaho	76 61						
				215	H	Montana	46 53	106	A	Pacific	60 69						
				79	A	Arizona St.	43 74	231	H	Boise St.	63 72						
				157	A	Portland	76 60	27	A	Gonzaga	69 75						
				52	A	BYU	58 77	260	N	Arkansas St.	72 51						

Non-Div I Games: Eastern Ore. 68 55 Corban 89 54

Eastern Wash.

■ Loss,
 ■ Non-Conf,
 ■ S Site,
 ■ H Home
 ■ A Away
 N Neutral

Average RPI Win:	265	WON-LOST	WINNING	LAST 12	STRENGTH OF	OPP. STRENGTH	TEAM	ADJ.	CONF.	ADJ CONF.
Average RPI Loss:	141	RECORD	PCT. RANK	GAMES	SCHEDULE	OF SCHEDULE	RPI	RPI	RPI	RPI
DIV. I ONLY	4- 9	261	4- 8	87	339	226	226	16	16	
DIV. I NON-CONF.	2- 5	265	2- 4	234	299	282	282	14	14	
TOTALS	RPI 1-25	RPI 26-50	W-L RECORDS	RPI 51-100	RPI 101-150	RPI 150+				
4- 9	0- 0	0- 0	OVERALL	0- 4	0- 1	4- 4				
2- 2	0- 0	0- 0	HOME	0- 2	0- 0	2- 0				
1- 5	0- 0	0- 0	AWAY	0- 2	0- 1	1- 2				
1- 2	0- 0	0- 0	NEUTRAL	0- 0	0- 0	1- 2				
2- 5	0- 0	0- 0	NON-CONFERENCE	0- 2	0- 0	2- 3				
1- 0	0- 0	0- 0	HOME	0- 0	0- 0	1- 0				
0- 3	0- 0	0- 0	AWAY	0- 2	0- 0	0- 1				
1- 2	0- 0	0- 0	NEUTRAL	0- 0	0- 0	1- 2				
2- 4	0- 0	0- 0	CONFERENCE	0- 2	0- 1	2- 1				
1- 2	0- 0	0- 0	HOME	0- 2	0- 0	1- 0				
1- 2	0- 0	0- 0	AWAY	0- 0	0- 1	1- 1				
0- 0	0- 0	0- 0	NEUTRAL	0- 0	0- 0	0- 0				

RPI	S	Opponent	Score	RPI	S	Opponent	Score	RPI	S	Opponent	Score	RPI	S	Opponent	Score	Team's RPI: 226
63	H	Chattanooga	46 59	68	A	West Virginia	36 84	90	A	Charlotte	58 89	96	H	Appalachian St.	58 72	
119	A	Davidson	66 75	166	N	Robert Morris	65 69	176	A	Furman	60 75	179	H	Samford	69 44	
228	N	Massachusetts	56 76	240	H	Campbell	89 88	262	A	East Carolina	46 60	313	A	Wofford	74 68	
329	N	Wagner	60 57													
LAST 12 Division I GAMES:																
96	H	Appalachian St.	58 72	329	N	Wagner	60 57	119	A	Davidson	66 75	228	N	Massachusetts	56 76	
68	A	West Virginia	36 84	313	A	Wofford	74 68	63	H	Chattanooga	46 59	176	A	Furman	60 75	
262	A	East Carolina	46 60	240	H	Campbell	89 88	166	N	Robert Morris	65 69	179	H	Samford	69 44	

Non-Div I Games: Virginia Intermont 105 53 Virginia Union 70 46

Elon

Loss, Non-Conf, S Site, H Home A Away N Neutral

Evansville

Through Games Of Sunday, January 8, 2012

Average RPI Win:	268	WON-LOST	WINNING	LAST 12	STRENGTH OF	OPP. STRENGTH	TEAM	ADJ.	CONF.	ADJ CONF.
Average RPI Loss:	161	RECORD	PCT. RANK	GAMES	SCHEDULE	OF SCHEDULE	RPI	RPI	RPI	RPI
DIV. I ONLY	4- 11	278	4- 8	152	327	276	276	10	10	
DIV. I NON-CONF.	3- 8	268	3- 5	195	340	303	303	10	10	
TOTALS	RPI 1-25	RPI 26-50	W-L RECORDS	RPI 51-100	RPI 101-150	RPI 150+				
4- 11	0- 0	0- 0	OVERALL	0- 1	1- 6	3- 4				
3- 3	0- 0	0- 0	HOME	0- 0	1- 1	2- 2				
0- 7	0- 0	0- 0	AWAY	0- 1	0- 5	0- 1				
1- 1	0- 0	0- 0	NEUTRAL	0- 0	0- 0	1- 1				
3- 8	0- 0	0- 0	NON-CONFERENCE	0- 1	0- 3	3- 4				
2- 2	0- 0	0- 0	HOME	0- 0	0- 0	2- 2				
0- 5	0- 0	0- 0	AWAY	0- 1	0- 3	0- 1				
1- 1	0- 0	0- 0	NEUTRAL	0- 0	0- 0	1- 1				
1- 3	0- 0	0- 0	CONFERENCE	0- 0	1- 3	0- 0				
1- 1	0- 0	0- 0	HOME	0- 0	1- 1	0- 0				
0- 2	0- 0	0- 0	AWAY	0- 0	0- 2	0- 0				
0- 0	0- 0	0- 0	NEUTRAL	0- 0	0- 0	0- 0				

RPI 1-25			RPI 26-50			RPI 51-100			RPI 101+			Team's RPI: 276
RPI	S	Opponent	Score	RPI	S	Opponent	Score	RPI	S	Opponent	Score	
						61 A Missouri	51 74	103 A Cincinnati		34 64		
								120 A UT Martin		69 78		
								131 A Bowling Green		54 71		
								134 H Bradley		71 59		
								137 H UNI		51 61		
								138 A Indiana St.		54 73		
								147 A Illinois St.		49 62		
								156 H Marshall		48 60		
								197 N Brown		47 55		
								258 H Ball St.		50 55		
								281 H Eastern Ky.		63 56		
								319 A Murray St.		61 76		
								319 H Murray St.		78 48		
								337 N Troy		59 49		
LAST 12 Division I GAMES:												
134	H	Bradley	71 59	138	A	Indiana St.	54 73					
137	H	UNI	51 61	61	A	Missouri	51 74					
147	A	Illinois St.	49 62	120	A	UT Martin	69 78					
258	H	Ball St.	50 55	319	H	Murray St.	78 48					
337	N	Troy	59 49	156	H	Marshall	48 60					
197	N	Brown	47 55	281	H	Eastern Ky.	63 56					

Non-Div I Games:

Evansville

Loss, Non-Conf, S Site, H Home A Away N Neutral

Average RPI Win:	234	WON-LOST	WINNING	LAST 12	STRENGTH OF	OPP. STRENGTH	TEAM	ADJ.	CONF.	ADJ CONF.
Average RPI Loss:	128	RECORD	PCT. RANK	GAMES	SCHEDULE	OF SCHEDULE	RPI	RPI	RPI	RPI
DIV. I ONLY	10- 5	87	8- 3	276	149	163	163	20	20	
DIV. I NON-CONF.	9- 3	60	7- 1	276	182	169	169	20	20	
TOTALS	RPI 1-25	RPI 26-50	W-L RECORDS	RPI 51-100	RPI 101-150	RPI 150+				
10- 5	0- 1	0- 0	OVERALL	0- 2	2- 0	8- 2				
7- 2	0- 1	0- 0	HOME	0- 1	2- 0	5- 0				
1- 3	0- 0	0- 0	AWAY	0- 1	0- 0	1- 2				
2- 0	0- 0	0- 0	NEUTRAL	0- 0	0- 0	2- 0				
9- 3	0- 1	0- 0	NON-CONFERENCE	0- 1	2- 0	7- 1				
6- 2	0- 1	0- 0	HOME	0- 1	2- 0	4- 0				
1- 1	0- 0	0- 0	AWAY	0- 0	0- 0	1- 1				
2- 0	0- 0	0- 0	NEUTRAL	0- 0	0- 0	2- 0				
1- 2	0- 0	0- 0	CONFERENCE	0- 1	0- 0	1- 1				
1- 0	0- 0	0- 0	HOME	0- 0	0- 0	1- 0				
0- 2	0- 0	0- 0	AWAY	0- 1	0- 0	0- 1				
0- 0	0- 0	0- 0	NEUTRAL	0- 0	0- 0	0- 0				

RPI 1-25				RPI 26-50				RPI 51-100				RPI 101+ Team's RPI: 163			
RPI	S	Opponent	Score	RPI	S	Opponent	Score	RPI	S	Opponent	Score	RPI	S	Opponent	Score
6	H	Maryland	52 84					72	H	Fla. Gulf Coast	72 80	110	H	Albany (NY)	69 56
								73	A	Middle Tenn.	53 58	128	H	Auburn	64 55
												161	H	Florida A&M	79 64
												198	A	Western Ky.	48 65
												220	H	Morgan St.	77 60
												223	A	UCF	61 46
												259	H	La.-Monroe	65 55
												272	H	CSU Bakersfield	82 59
												289	A	UTSA	54 61
												305	H	Jacksonville	63 37
												317	N	Delaware St.	73 57
												341	N	Jacksonville St.	79 52
LAST 12 Division I GAMES:															
259	H	La.-Monroe	65 55	110	H	Albany (NY)	69 56								
220	H	Morgan St.	77 60	73	A	Middle Tenn.	53 58								
128	H	Auburn	64 55	317	N	Delaware St.	73 57								
272	H	CSU Bakersfield	82 59	341	N	Jacksonville St.	79 52								
6	H	Maryland	52 84	198	A	Western Ky.	48 65								
161	H	Florida A&M	79 64	223	A	UCF	61 46								

Non-Div I Games: Lynn 68 30

FIU

Fairfield

Through Games Of Sunday, January 8, 2012

Average RPI Win:	234	WON-LOST	WINNING	LAST 12	STRENGTH OF	OPP. STRENGTH	TEAM	ADJ.	CONF.	ADJ CONF.
Average RPI Loss:	106	RECORD	PCT. RANK	GAMES	SCHEDULE	OF SCHEDULE	RPI	RPI	RPI	RPI
DIV. I ONLY	10- 4	63	8- 4	290	163	116	116	22	22	
DIV. I NON-CONF.	7- 4	100	5- 4	267	136	92	92	21	21	
TOTALS	RPI 1-25	RPI 26-50	W-L RECORDS	RPI 51-100	RPI 101-150	RPI 150+				
10- 4	0- 1	0- 0	OVERALL	0- 1	2- 1	8- 1				
4- 0	0- 0	0- 0	HOME	0- 0	1- 0	3- 0				
5- 3	0- 1	0- 0	AWAY	0- 1	1- 0	4- 1				
1- 1	0- 0	0- 0	NEUTRAL	0- 0	0- 1	1- 0				
7- 4	0- 1	0- 0	NON-CONFERENCE	0- 1	2- 1	5- 1				
3- 0	0- 0	0- 0	HOME	0- 0	1- 0	2- 0				
3- 3	0- 1	0- 0	AWAY	0- 1	1- 0	2- 1				
1- 1	0- 0	0- 0	NEUTRAL	0- 0	0- 1	1- 0				
3- 0	0- 0	0- 0	CONFERENCE	0- 0	0- 0	3- 0				
1- 0	0- 0	0- 0	HOME	0- 0	0- 0	1- 0				
2- 0	0- 0	0- 0	AWAY	0- 0	0- 0	2- 0				
0- 0	0- 0	0- 0	NEUTRAL	0- 0	0- 0	0- 0				

RPI 1-25				RPI 26-50				RPI 51-100				RPI 101+ Team's RPI: 116			
RPI	S	Opponent	Score	RPI	S	Opponent	Score	RPI	S	Opponent	Score	RPI	S	Opponent	Score
5	A	Connecticut	40 93					78	A	Quinnipiac	55 64	104	N	Providence	43 75
												106	H	Pacific	56 47
												127	A	La Salle	55 52
												175	H	Iona	62 58
												188	A	Manhattan	63 59
												197	A	Brown	63 55
												238	A	Vermont	48 65
												246	H	Stony Brook	42 34
												299	N	Rhode Island	66 56
												328	H	Columbia	54 44
												334	A	Saint Peter's	59 47
												340	A	St. Francis (NY)	53 30
LAST 12 Division I GAMES:															
188	A	Manhattan	63 59	5	A	Connecticut	40 93	127	A	La Salle	55 52	340	A	St. Francis (NY)	53 30
334	A	Saint Peter's	59 47	238	A	Vermont	48 65	104	N	Providence	43 75	328	H	Columbia	54 44
175	H	Iona	62 58					299	N	Rhode Island	66 56				
197	A	Brown	63 55												
78	A	Quinnipiac	55 64												

Non-Div I Games:

Fairfield

■ Loss,
 ■ Non-Conf,
 S Site,
 ■ Home
 ■ Away
 N Neutral

Average RPI Win:	271	WON-LOST	WINNING	LAST 12	STRENGTH OF	OPP. STRENGTH	TEAM	ADJ.	CONF.	ADJ CONF.
Average RPI Loss:	138	RECORD	PCT. RANK	GAMES	SCHEDULE	OF SCHEDULE	RPI	RPI	RPI	RPI
DIV. I ONLY	6- 9	217	5- 7	282	170	265	265	21	21	
DIV. I NON-CONF.	5- 7	205	4- 5	297	155	271	271	22	22	
TOTALS	RPI 1-25	RPI 26-50	W-L RECORDS	RPI 51-100	RPI 101-150	RPI 150+				
6- 9	0- 1	0- 0	OVERALL	0- 2	0- 1	6- 5				
4- 2	0- 0	0- 0	HOME	0- 1	0- 1	4- 0				
1- 6	0- 0	0- 0	AWAY	0- 0	0- 0	1- 5				
1- 1	0- 0	0- 0	NEUTRAL	0- 1	0- 0	1- 0				
5- 7	0- 1	0- 0	NON-CONFERENCE	0- 2	0- 1	5- 3				
3- 2	0- 0	0- 0	HOME	0- 1	0- 1	3- 0				
1- 4	0- 1	0- 0	AWAY	0- 0	0- 0	1- 3				
1- 1	0- 0	0- 0	NEUTRAL	0- 1	0- 0	1- 0				
1- 2	0- 0	0- 0	CONFERENCE	0- 0	0- 0	1- 2				
1- 0	0- 0	0- 0	HOME	0- 0	0- 0	1- 0				
0- 2	0- 0	0- 0	AWAY	0- 0	0- 0	0- 2				
0- 0	0- 0	0- 0	NEUTRAL	0- 0	0- 0	0- 0				

RPI 1-25				RPI 26-50				RPI 51-100				RPI 101+ Team's RPI: 265			
RPI	S	Opponent	Score	RPI	S	Opponent	Score	RPI	S	Opponent	Score	RPI	S	Opponent	Score
5	A	Connecticut	28 74					54	N	Dayton	48 84	124	H	Yale	51 80
								69	H	Howard	56 66	159	A	Rider	68 69
												166	A	Robert Morris	50 79
												173	N	Buffalo	63 54
												186	A	Saint Francis (PA)	56 69
												192	A	Boston College	57 68
												221	H	Mt. St. Mary's	63 58
												246	H	Stony Brook	51 48
												288	A	Army	37 51
												321	A	NJIT	68 57
												328	H	Columbia	71 51
												334	H	Saint Peter's	55 46
LAST 12 Division I GAMES:															
221	H	Mt. St. Mary's	63 58	159	A	Rider	68 69								
69	H	Howard	56 66	246	H	Stony Brook	51 48								
328	H	Columbia	71 51	166	A	Robert Morris	50 79								
54	N	Dayton	48 84	186	A	Saint Francis (PA)	56 69								
5	A	Connecticut	28 74	334	H	Saint Peter's	55 46								
288	A	Army	37 51	173	N	Buffalo	63 54								

Non-Div I Games:

Fairleigh Dickinson

■ Loss,
 ■ Non-Conf, S Site,
 ■ Home
 ■ Away
 N Neutral

Fla. Atlantic

Through Games Of Sunday, January 8, 2012

Average RPI Win:	294	WON-LOST	WINNING	LAST 12	STRENGTH OF	OPP. STRENGTH	TEAM	ADJ.	CONF.	ADJ CONF.
Average RPI Loss:	150	RECORD	PCT. RANK	GAMES	SCHEDULE	OF SCHEDULE	RPI	RPI	RPI	RPI
DIV. I ONLY	6- 7	191	6- 6	285	251	232	232	20	20	
DIV. I NON-CONF.	3- 6	238	3- 5	245	262	214	214	20	20	
TOTALS	RPI 1-25	RPI 26-50	W-L RECORDS	RPI 51-100	RPI 101-150	RPI 150+				
6- 7	0- 1	0- 1	OVERALL	0- 1	0- 1	6- 3				
3- 1	0- 0	0- 0	HOME	0- 0	0- 0	3- 1				
2- 4	0- 1	0- 0	AWAY	0- 0	0- 0	2- 1				
1- 2	0- 0	0- 0	NEUTRAL	0- 0	0- 1	1- 1				
3- 6	0- 1	0- 1	NON-CONFERENCE	0- 1	0- 1	3- 2				
2- 1	0- 0	0- 0	HOME	0- 0	0- 0	2- 1				
0- 3	0- 1	0- 1	AWAY	0- 1	0- 0	0- 0				
1- 2	0- 0	0- 0	NEUTRAL	0- 0	0- 1	1- 1				
3- 1	0- 0	0- 0	CONFERENCE	0- 0	0- 0	3- 1				
1- 0	0- 0	0- 0	HOME	0- 0	0- 0	1- 0				
2- 1	0- 0	0- 0	AWAY	0- 0	0- 0	2- 1				
0- 0	0- 0	0- 0	NEUTRAL	0- 0	0- 0	0- 0				

RPI S	Opponent	Score	RPI S	Opponent	Score	RPI S	Opponent	Score	RPI S	Opponent	Score	Team's RPI: 232
14	A Michigan	51 73	36	A Kansas	63 82	89	A Stetson	37 52	143	N Lamar	61 66	
									169	A UALR	38 60	
									259	H La.-Monroe	65 58	
									260	A Arkansas St.	57 44	
									270	A La.-Lafayette	66 52	
									297	H Saint Louis	63 70	
									304	N IUPUI	64 74	
									308	H North Florida	63 52	
									333	H Bethune-Cookman	68 46	
									333	N Bethune-Cookman	71 70	
LAST 12 Division I GAMES:												
169	A UALR	38 60	260	A Arkansas St.	57 44							
259	H La.-Monroe	65 58	89	A Stetson	37 52							
270	A La.-Lafayette	66 52	333	N Bethune-Cookman	71 70							
143	N Lamar	61 66	308	H North Florida	63 52							
304	N IUPUI	64 74	297	H Saint Louis	63 70							
333	H Bethune-Cookman	68 46	36	A Kansas	63 82							

Non-Div I Games: Webber Int'l 77 52 Warner Southern 76 50

Fla. Atlantic

Loss, Non-Conf, S Site, H Home A Away N Neutral

Average RPI Win:	210	WON-LOST	WINNING	LAST 12	STRENGTH OF	OPP. STRENGTH	TEAM	ADJ.	CONF.	ADJ CONF.
Average RPI Loss:	78	RECORD	PCT. RANK	GAMES	SCHEDULE	OF SCHEDULE	RPI	RPI	RPI	RPI
DIV. I ONLY	12- 2	18	10- 1	260	109	72	72	30	30	
DIV. I NON-CONF.	7- 2	48	5- 1	107	49	26	26	29	29	
TOTALS	RPI 1-25	RPI 26-50	W-L RECORDS	RPI 51-100	RPI 101-150	RPI 150+				
12- 2	0- 0	1- 1	OVERALL	1- 0	0- 1	10- 0				
6- 0	0- 0	1- 0	HOME	1- 0	0- 0	4- 0				
5- 1	0- 0	0- 0	AWAY	0- 0	0- 1	5- 0				
1- 1	0- 0	0- 1	NEUTRAL	0- 0	0- 0	1- 0				
7- 2	0- 0	1- 1	NON-CONFERENCE	1- 0	0- 1	5- 0				
3- 0	0- 0	1- 0	HOME	1- 0	0- 0	1- 0				
3- 1	0- 0	0- 0	AWAY	0- 0	0- 1	3- 0				
1- 1	0- 0	0- 1	NEUTRAL	0- 0	0- 0	1- 0				
5- 0	0- 0	0- 0	CONFERENCE	0- 0	0- 0	5- 0				
3- 0	0- 0	0- 0	HOME	0- 0	0- 0	3- 0				
2- 0	0- 0	0- 0	AWAY	0- 0	0- 0	2- 0				
0- 0	0- 0	0- 0	NEUTRAL	0- 0	0- 0	0- 0				

RPI 1-25				RPI 26-50				RPI 51-100				Team's RPI: 72	RPI 101+			
RPI	S	Opponent	Score	RPI	S	Opponent	Score	RPI	S	Opponent	Score		RPI	S	Opponent	Score
				39	H	Richmond	81 67	70	H	Michigan St.	59 58		109	A	Seton Hall	51 57
				47	N	North Carolina St.	64 69						163	A	FIU	80 72
													174	H	Virginia Tech	69 41
													212	A	Hawaii	72 52
													223	A	UCF	75 36
													236	N	Alcorn St.	85 38
													241	H	East Tenn. St.	88 60
													256	A	Kennesaw St.	87 50
													294	A	Mercer	98 50
													300	H	S.C. Upstate	77 53
													308	H	North Florida	68 34
LAST 12 Division I GAMES:																
				308	H	North Florida	68 34			236	N	Alcorn St.	85 38			
				256	A	Kennesaw St.	87 50			212	A	Hawaii	72 52			
				294	A	Mercer	98 50			47	N	North Carolina St.	64 69			
				241	H	East Tenn. St.	88 60			174	H	Virginia Tech	69 41			
				39	H	Richmond	81 67			300	H	S.C. Upstate	77 53			
				70	H	Michigan St.	59 58			223	A	UCF	75 36			

Non-Div I Games: Webber Int'l 106 27

Fla. Gulf Coast

Average RPI Win:	143	WON-LOST	WINNING	LAST 12	STRENGTH OF	OPP. STRENGTH	TEAM	ADJ.	CONF.	ADJ CONF.
Average RPI Loss:	38	RECORD	PCT. RANK	GAMES	SCHEDULE	OF SCHEDULE	RPI	RPI	RPI	RPI
DIV. I ONLY	11- 5	81	8- 4	8	144	33	33	3	3	
DIV. I NON-CONF.	10- 3	50	7- 2	21	123	43	43	5	5	
TOTALS	RPI 1-25	RPI 26-50	W-L RECORDS	RPI 51-100	RPI 101-150	RPI 150+				
11- 5	0- 2	2- 2	OVERALL	3- 0	1- 1	5- 0				
7- 3	0- 1	2- 2	HOME	2- 0	0- 0	3- 0				
2- 1	0- 0	0- 0	AWAY	0- 0	0- 1	2- 0				
2- 1	0- 1	0- 0	NEUTRAL	1- 0	1- 0	0- 0				
10- 3	0- 2	2- 0	NON-CONFERENCE	3- 0	1- 1	4- 0				
7- 1	0- 1	2- 0	HOME	2- 0	0- 0	3- 0				
1- 1	0- 0	0- 0	AWAY	0- 0	0- 1	1- 0				
2- 1	0- 1	0- 0	NEUTRAL	1- 0	1- 0	0- 0				
1- 2	0- 0	0- 2	CONFERENCE	0- 0	0- 0	1- 0				
0- 2	0- 0	0- 2	HOME	0- 0	0- 0	0- 0				
1- 0	0- 0	0- 0	AWAY	0- 0	0- 0	1- 0				
0- 0	0- 0	0- 0	NEUTRAL	0- 0	0- 0	0- 0				

RPI 1-25				RPI 26-50				Team's RPI: 33	RPI 51-100				RPI 101+			
RPI	S	Opponent	Score	RPI	S	Opponent	Score		RPI	S	Opponent	Score	RPI	S	Opponent	Score
10	N	Rutgers	49 63	29	H	Kentucky	56 59		60	H	Hampton	63 46	106	A	Pacific	73 78
14	H	Michigan	66 69	32	H	South Carolina	44 49		89	H	Stetson	71 57	127	N	La Salle	85 74
				44	H	Duquesne	62 49		90	N	Charlotte	82 73	177	H	Charleston So.	83 59
				46	H	Florida St.	72 58						179	H	Samford	81 56
													181	A	Ole Miss	59 55
													273	A	San Francisco	91 68
													310	H	Belmont	72 45
LAST 12 Division I GAMES:																
				32	H	South Carolina	44 49		179	H	Samford	81 56				
				181	A	Ole Miss	59 55		44	H	Duquesne	62 49				
				29	H	Kentucky	56 59		177	H	Charleston So.	83 59				
				310	H	Belmont	72 45		106	A	Pacific	73 78				
				90	N	Charlotte	82 73		273	A	San Francisco	91 68				
				127	N	La Salle	85 74		10	N	Rutgers	49 63				

Non-Div I Games:

Florida

■ Loss,
■ Non-Conf, S Site,
■ Home
■ Away
N Neutral

Average RPI Win:	284	WON-LOST	WINNING	LAST 12	STRENGTH OF	OPP. STRENGTH	TEAM	ADJ.	CONF.	ADJ CONF.
Average RPI Loss:	142	RECORD	PCT. RANK	GAMES	SCHEDULE	OF SCHEDULE	RPI	RPI	RPI	RPI
DIV. I ONLY	9- 5	94	8- 4	302	315	161	161	27	27	
DIV. I NON-CONF.	7- 5	123	6- 4	218	306	124	124	24	24	
TOTALS	RPI 1-25	RPI 26-50	W-L RECORDS	RPI 51-100	RPI 101-150	RPI 150+				
9- 5	0- 0	0- 2	OVERALL	1- 0	0- 0	8- 3				
1- 2	0- 0	0- 2	HOME	1- 0	0- 0	0- 0				
7- 3	0- 0	0- 0	AWAY	0- 0	0- 0	7- 2				
1- 0	0- 0	0- 0	NEUTRAL	0- 0	0- 0	1- 0				
7- 5	0- 0	0- 2	NON-CONFERENCE	1- 0	0- 0	6- 3				
1- 2	0- 0	0- 2	HOME	1- 0	0- 0	0- 0				
5- 3	0- 0	0- 0	AWAY	0- 0	0- 0	5- 3				
1- 0	0- 0	0- 0	NEUTRAL	0- 0	0- 0	1- 0				
2- 0	0- 0	0- 0	CONFERENCE	0- 0	0- 0	2- 0				
0- 0	0- 0	0- 0	HOME	0- 0	0- 0	0- 0				
2- 0	0- 0	0- 0	AWAY	0- 0	0- 0	2- 0				
0- 0	0- 0	0- 0	NEUTRAL	0- 0	0- 0	0- 0				

RPI 1-25				RPI 26-50				RPI 51-100				RPI 101+				Team's RPI: 161	
RPI	S	Opponent	Score	RPI	S	Opponent	Score	RPI	S	Opponent	Score	RPI	S	Opponent	Score		
				26	H	Louisville	66 86	88	H	UAB	69 59	163	A	FIU	64 79		
				31	H	Nebraska	64 72					223	A	UCF	51 67		
												263	A	Austin Peay	86 77		
												269	A	Nicholls St.	69 77		
												271	A	Tennessee St.	90 75		
												302	A	Southern Miss.	77 68		
												305	A	Jacksonville	78 59		
												322	A	Southeastern La.	85 63		
												330	N	Northwestern St.	77 53		
												333	A	Bethune-Cookman	81 57		
												342	A	N.C. Central	78 51		
LAST 12 Division I GAMES:																	
				342	A	N.C. Central	78 51	263	A	Austin Peay	86 77						
				88	H	UAB	69 59	322	A	Southeastern La.	85 63						
				271	A	Tennessee St.	90 75	330	N	Northwestern St.	77 53						
				26	H	Louisville	66 86	269	A	Nicholls St.	69 77						
				31	H	Nebraska	64 72	333	A	Bethune-Cookman	81 57						
				163	A	FIU	64 79	302	A	Southern Miss.	77 68						

Non-Div I Games:

Florida A&M

■ Loss,
 ■ Non-Conf, S Site,
 ■ Home
 ■ Away
 N Neutral

Average RPI Win:	165	WON-LOST	WINNING	LAST 12	STRENGTH OF	OPP. STRENGTH	TEAM	ADJ.	CONF.	ADJ CONF.
Average RPI Loss:	31	RECORD	PCT. RANK	GAMES	SCHEDULE	OF SCHEDULE	RPI	RPI	RPI	RPI
DIV. I ONLY	10- 7	123	7- 5	15	56	46	46	5	5	
DIV. I NON-CONF.	8- 6	128	5- 4	7	65	37	37	4	4	
TOTALS	RPI 1-25	RPI 26-50	W-L RECORDS	RPI 51-100	RPI 101-150	RPI 150+				
10- 7	0- 2	0- 4	OVERALL	2- 1	2- 0	6- 0				
5- 3	0- 1	0- 2	HOME	1- 0	1- 0	3- 0				
3- 3	0- 1	0- 2	AWAY	0- 0	0- 0	3- 0				
2- 1	0- 0	0- 0	NEUTRAL	1- 1	1- 0	0- 0				
8- 6	0- 1	0- 4	NON-CONFERENCE	2- 1	2- 0	4- 0				
4- 2	0- 0	0- 2	HOME	1- 0	1- 0	2- 0				
2- 3	0- 1	0- 2	AWAY	0- 0	0- 0	2- 0				
2- 1	0- 0	0- 0	NEUTRAL	1- 1	1- 0	0- 0				
2- 1	0- 1	0- 0	CONFERENCE	0- 0	0- 0	2- 0				
1- 1	0- 1	0- 0	HOME	0- 0	0- 0	1- 0				
1- 0	0- 0	0- 0	AWAY	0- 0	0- 0	1- 0				
0- 0	0- 0	0- 0	NEUTRAL	0- 0	0- 0	0- 0				

RPI 1-25				RPI 26-50				Team's RPI: 46				RPI 51-100				RPI 101+			
RPI	S	Opponent	Score	RPI	S	Opponent	Score	RPI	S	Opponent	Score	RPI	S	Opponent	Score	RPI	S	Opponent	Score
6	H	Maryland	70 91	26	H	Louisville	76 85	67	N	Arkansas	52 55	113	N	South Fla.	62 49				
15	A	Ohio St.	75 78	31	H	Nebraska	63 66	90	H	Charlotte	64 62	124	H	Yale	92 58				
				33	A	Florida	58 72	95	N	Minnesota	68 56	171	H	Georgia St.	94 74				
				40	A	Vanderbilt	59 64					174	A	Virginia Tech	75 40				
												193	H	Alabama A&M	86 41				
												201	A	Akron	90 64				
												223	A	UCF	60 47				
												261	H	Clemson	59 47				
LAST 12 Division I GAMES:																			
				174	A	Virginia Tech	75 40					223	A	UCF	60 47				
				261	H	Clemson	59 47					124	H	Yale	92 58				
				6	H	Maryland	70 91					40	A	Vanderbilt	59 64				
				15	A	Ohio St.	75 78					193	H	Alabama A&M	86 41				
				31	H	Nebraska	63 66					201	A	Akron	90 64				
				26	H	Louisville	76 85					90	H	Charlotte	64 62				

Non-Div I Games:

Florida St.

Average RPI Win:	211	WON-LOST	WINNING	LAST 12	STRENGTH OF	OPP. STRENGTH	TEAM	ADJ.	CONF.	ADJ CONF.
Average RPI Loss:	188	RECORD	PCT. RANK	GAMES	SCHEDULE	OF SCHEDULE	RPI	RPI	RPI	RPI
DIV. I ONLY	9- 7	142	6- 6	239	231	172	172	9	9	
DIV. I NON-CONF.	9- 6	118	6- 5	252	216	183	183	8	8	
TOTALS	RPI 1-25	RPI 26-50	W-L RECORDS	RPI 51-100	RPI 101-150	RPI 150+				
9- 7	0- 1	0- 0	OVERALL	1- 0	1- 2	7- 4				
4- 3	0- 0	0- 0	HOME	1- 0	0- 2	3- 1				
5- 3	0- 1	0- 0	AWAY	0- 0	1- 0	4- 2				
0- 1	0- 0	0- 0	NEUTRAL	0- 0	0- 0	0- 1				
9- 6	0- 1	0- 0	NON-CONFERENCE	1- 0	1- 2	7- 3				
4- 3	0- 0	0- 0	HOME	1- 0	0- 2	3- 1				
5- 2	0- 1	0- 0	AWAY	0- 0	1- 0	4- 1				
0- 1	0- 0	0- 0	NEUTRAL	0- 0	0- 0	0- 1				
0- 1	0- 0	0- 0	CONFERENCE	0- 0	0- 0	0- 1				
0- 0	0- 0	0- 0	HOME	0- 0	0- 0	0- 0				
0- 1	0- 0	0- 0	AWAY	0- 0	0- 0	0- 1				
0- 0	0- 0	0- 0	NEUTRAL	0- 0	0- 0	0- 0				

RPI 1-25				RPI 26-50				RPI 51-100				RPI 101+ Team's RPI: 172			
RPI	S	Opponent	Score	RPI	S	Opponent	Score	RPI	S	Opponent	Score	RPI	S	Opponent	Score
10	A	Rutgers	48 68					77	H	San Diego	44 42	110	H	Albany (NY)	42 59
												133	H	Coppin St.	60 61
												140	A	Holy Cross	54 43
												188	A	Manhattan	59 49
												209	H	Navy	47 43
												214	N	TCU	47 48
												216	H	Winthrop	76 53
												222	A	George Washington	43 54
												223	A	UCF	70 57
												246	A	Stony Brook	41 37
												286	H	Cleveland St.	52 43
												293	H	Cornell	39 40
												317	A	Delaware St.	63 48
												336	A	Bucknell	39 49
LAST 12 Division I GAMES:															
222	A	George Washington	43 54	133	H	Coppin St.	60 61								
317	A	Delaware St.	63 48	209	H	Navy	47 43								
293	H	Cornell	39 40	216	H	Winthrop	76 53								
77	H	San Diego	44 42	246	A	Stony Brook	41 37								
188	A	Manhattan	59 49	10	A	Rutgers	48 68								
214	N	TCU	47 48	336	A	Bucknell	39 49								

Non-Div I Games:

Fordham

■ Loss,
 ■ Non-Conf, S Site,
 ■ Home
 ■ Away
 N Neutral

Average RPI Win:	198	WON-LOST	WINNING	LAST 12	STRENGTH OF	OPP. STRENGTH	TEAM	ADJ.	CONF.	ADJ CONF.
Average RPI Loss:	58	RECORD	PCT. RANK	GAMES	SCHEDULE	OF SCHEDULE	RPI	RPI	RPI	RPI
DIV. I ONLY	11- 4	55	10- 2	179	64	64	64	26	26	
DIV. I NON-CONF.	11- 4	72	10- 2	172	60	64	64	28	28	
TOTALS	RPI 1-25	RPI 26-50	W-L RECORDS	RPI 51-100	RPI 101-150	RPI 150+				
11- 4	0- 2	1- 0	OVERALL	0- 1	2- 1	8- 0				
5- 1	0- 1	1- 0	HOME	0- 0	2- 0	2- 0				
5- 3	0- 1	0- 0	AWAY	0- 1	0- 1	5- 0				
1- 0	0- 0	0- 0	NEUTRAL	0- 0	0- 0	1- 0				
11- 4	0- 2	1- 0	NON-CONFERENCE	0- 1	2- 1	8- 0				
5- 1	0- 1	1- 0	HOME	0- 0	2- 0	2- 0				
5- 3	0- 1	0- 0	AWAY	0- 1	0- 1	5- 0				
1- 0	0- 0	0- 0	NEUTRAL	0- 0	0- 0	1- 0				
0- 0	0- 0	0- 0	CONFERENCE	0- 0	0- 0	0- 0				
0- 0	0- 0	0- 0	HOME	0- 0	0- 0	0- 0				
0- 0	0- 0	0- 0	AWAY	0- 0	0- 0	0- 0				
0- 0	0- 0	0- 0	NEUTRAL	0- 0	0- 0	0- 0				

RPI 1-25				RPI 26-50				RPI 51-100 Team's RPI: 64				RPI 101+			
RPI	S	Opponent	Score	RPI	S	Opponent	Score	RPI	S	Opponent	Score	RPI	S	Opponent	Score
4	H	Stanford	59 93	45	H	Oklahoma	69 66	85	A	UNLV	71 73	106	H	Pacific	61 52
18	A	Southern California	57 65									126	A	Pepperdine	78 81
												146	H	Oregon	81 71
												170	H	Santa Clara	83 71
												183	A	Cal St. Northridge	70 61
												185	A	Cal Poly	79 76
												196	A	SMU	88 67
												271	N	Tennessee St.	83 66
												272	H	CSU Bakersfield	88 59
												295	A	UC Riverside	67 62
												311	A	Texas-Arlington	78 48
LAST 12 Division I GAMES:															
85	A	UNLV	71 73	106	H	Pacific	61 52	272	H	CSU Bakersfield	88 59				
311	A	Texas-Arlington	78 48	183	A	Cal St. Northridge	70 61	45	H	Oklahoma	69 66				
295	A	UC Riverside	67 62	4	H	Stanford	59 93	146	H	Oregon	81 71				
196	A	SMU	88 67												
271	N	Tennessee St.	83 66												
185	A	Cal Poly	79 76												

Non-Div I Games:

Fresno St.

Furman

Through Games Of Sunday, January 8, 2012

Average RPI Win:	251	WON-LOST	WINNING	LAST 12	STRENGTH OF	OPP. STRENGTH	TEAM	ADJ.	CONF.	ADJ CONF.
Average RPI Loss:	117	RECORD	PCT. RANK	GAMES	SCHEDULE	OF SCHEDULE	RPI	RPI	RPI	RPI
DIV. I ONLY	8- 6	128	7- 5	269	176	176	176	16	16	
DIV. I NON-CONF.	4- 5	199	3- 4	162	287	145	145	14	14	
TOTALS	RPI 1-25	RPI 26-50	W-L RECORDS	RPI 51-100	RPI 101-150	RPI 150+				
8- 6	0- 1	0- 1	OVERALL	0- 1	0- 1	8- 2				
5- 2	0- 0	0- 0	HOME	0- 0	0- 1	5- 1				
3- 4	0- 1	0- 1	AWAY	0- 1	0- 0	3- 1				
0- 0	0- 0	0- 0	NEUTRAL	0- 0	0- 0	0- 0				
4- 5	0- 1	0- 1	NON-CONFERENCE	0- 1	0- 0	4- 2				
3- 1	0- 0	0- 0	HOME	0- 0	0- 0	3- 1				
1- 4	0- 1	0- 1	AWAY	0- 1	0- 0	1- 1				
0- 0	0- 0	0- 0	NEUTRAL	0- 0	0- 0	0- 0				
4- 1	0- 0	0- 0	CONFERENCE	0- 0	0- 1	4- 0				
2- 1	0- 0	0- 0	HOME	0- 0	0- 1	2- 0				
2- 0	0- 0	0- 0	AWAY	0- 0	0- 0	2- 0				
0- 0	0- 0	0- 0	NEUTRAL	0- 0	0- 0	0- 0				

RPI	S	Opponent	Score	RPI	S	Opponent	Score	RPI	S	Opponent	Score	RPI	S	Opponent	Score	Team's RPI: 176
25	A	Georgia	58 83	32	A	South Carolina	33 72	90	A	Charlotte	53 89	119	H	Davidson	50 61	
												156	H	Marshall	62 54	
												177	A	Charleston So.	78 80	
												206	A	Col. of Charleston	60 51	
												226	H	Elon	75 60	
												227	A	Ga. Southern	66 60	
												247	A	Presbyterian	63 47	
												261	H	Clemson	67 68	
												282	H	UNC Greensboro	53 48	
												326	H	UNC Asheville	71 59	
												337	H	Troy	75 57	
LAST 12 Division I GAMES:																
119	H	Davidson	50 61	156	H	Marshall	62 54	282	H	UNC Greensboro	53 48	226	H	Elon	75 60	
90	A	Charlotte	53 89	32	A	South Carolina	33 72	227	A	Ga. Southern	66 60	206	A	Col. of Charleston	60 51	
25	A	Georgia	58 83													
261	H	Clemson	67 68													
326	H	UNC Asheville	71 59													
337	H	Troy	75 57													

Non-Div I Games:

Furman

■ Loss,
 ■ Non-Conf, S Site,
 ■ Home
 ■ Away
 N Neutral

Average RPI Win: 313		WON-LOST	WINNING	LAST 12	STRENGTH OF	OPP. STRENGTH	TEAM	ADJ.	CONF.	ADJ CONF.
Average RPI Loss: 116		RECORD	PCT. RANK	GAMES	SCHEDULE	OF SCHEDULE	RPI	RPI	RPI	RPI
DIV. I ONLY		4- 9	261	4- 7	55	340	227	227	16	16
DIV. I NON-CONF.		3- 5	225	3- 3	106	319	245	245	14	14
TOTALS	RPI 1-25		RPI 26-50		W-L RECORDS		RPI 51-100		RPI 101-150	RPI 150+
4- 9	0- 1		0- 0		OVERALL		0- 3		0- 2	4- 3
2- 5	0- 1		0- 0		HOME		0- 2		0- 0	2- 2
1- 3	0- 0		0- 0		AWAY		0- 1		0- 2	1- 0
1- 1	0- 0		0- 0		NEUTRAL		0- 0		0- 0	1- 1
3- 5	0- 1		0- 0		NON-CONFERENCE		0- 2		0- 1	3- 1
1- 3	0- 1		0- 0		HOME		0- 2		0- 0	1- 0
1- 1	0- 0		0- 0		AWAY		0- 0		0- 1	1- 0
1- 1	0- 0		0- 0		NEUTRAL		0- 0		0- 0	1- 1
1- 4	0- 0		0- 0		CONFERENCE		0- 1		0- 1	1- 2
1- 2	0- 0		0- 0		HOME		0- 0		0- 0	1- 2
0- 2	0- 0		0- 0		AWAY		0- 1		0- 1	0- 0
0- 0	0- 0		0- 0		NEUTRAL		0- 0		0- 0	0- 0

RPI 1-25				RPI 26-50				RPI 51-100				RPI 101+				Team's RPI: 227	
RPI	S	Opponent	Score	RPI	S	Opponent	Score	RPI	S	Opponent	Score	RPI	S	Opponent	Score		
25	H	Georgia	49 68					55	H	Arizona	46 88	119	A	Davidson	48 72		
								89	H	Stetson	51 61	139	A	Alabama	34 67		
								96	A	Appalachian St.	45 64	162	N	Stephen F. Austin	40 49		
												176	H	Furman	60 66		
												179	H	Samford	47 53		
												294	A	Mercer	57 55		
												305	H	Jacksonville	52 46		
												313	H	Wofford	56 48		
												341	N	Jacksonville St.	72 49		
LAST 12 Division I GAMES:																	
				179	H	Samford	47 53			119	A	Davidson	48 72				
				313	H	Wofford	56 48			89	H	Stetson	51 61				
				305	H	Jacksonville	52 46			176	H	Furman	60 66				
				139	A	Alabama	34 67			96	A	Appalachian St.	45 64				
				294	A	Mercer	57 55			341	N	Jacksonville St.	72 49				
				25	H	Georgia	49 68			162	N	Stephen F. Austin	40 49				

Non-Div I Games: Southern Wesleyan 75 40

Ga. Southern

Loss, Non-Conf, S Site, H Home A Away N Neutral

Average RPI Win:	342	WON-LOST	WINNING	LAST 12	STRENGTH OF	OPP. STRENGTH	TEAM	ADJ.	CONF.	ADJ CONF.
Average RPI Loss:	157	RECORD	PCT. RANK	GAMES	SCHEDULE	OF SCHEDULE	RPI	RPI	RPI	RPI
DIV. I ONLY	1- 12	331	1- 11	72	338	296	296	28	28	
DIV. I NON-CONF.	1- 9	322	1- 8	94	332	300	300	30	30	
TOTALS	RPI 1-25	RPI 26-50	W-L RECORDS	RPI 51-100	RPI 101-150	RPI 150+				
1- 12	0- 2	0- 1	OVERALL	0- 1	0- 2	1- 6				
0- 4	0- 0	0- 0	HOME	0- 1	0- 0	0- 3				
1- 6	0- 0	0- 1	AWAY	0- 0	0- 2	1- 3				
0- 2	0- 2	0- 0	NEUTRAL	0- 0	0- 0	0- 0				
1- 9	0- 2	0- 1	NON-CONFERENCE	0- 1	0- 2	1- 3				
0- 3	0- 0	0- 0	HOME	0- 1	0- 0	0- 2				
1- 4	0- 0	0- 1	AWAY	0- 0	0- 2	1- 1				
0- 2	0- 2	0- 0	NEUTRAL	0- 0	0- 0	0- 0				
0- 3	0- 0	0- 0	CONFERENCE	0- 0	0- 0	0- 3				
0- 1	0- 0	0- 0	HOME	0- 0	0- 0	0- 1				
0- 2	0- 0	0- 0	AWAY	0- 0	0- 0	0- 2				
0- 0	0- 0	0- 0	NEUTRAL	0- 0	0- 0	0- 0				

RPI 1-25				RPI 26-50				RPI 51-100				RPI 101+ Team's RPI: 296			
RPI	S	Opponent	Score	RPI	S	Opponent	Score	RPI	S	Opponent	Score	RPI	S	Opponent	Score
12	N	Duke	31 97	26	A	Louisville	27 92	96	H	Appalachian St.	41 69	119	A	Davidson	46 67
18	N	Southern California	41 82									129	A	North Carolina	44 109
												158	A	High Point	41 63
												177	H	Charleston So.	53 63
												240	A	Campbell	52 62
												256	H	Kennesaw St.	48 68
												313	H	Wofford	50 58
												339	A	Lipscomb	65 76
												342	A	N.C. Central	56 45
LAST 12 Division I GAMES:															
177	H	Charleston So.	53 63	342	A	N.C. Central	56 45								
158	A	High Point	41 63	339	A	Lipscomb	65 76								
240	A	Campbell	52 62	26	A	Louisville	27 92								
119	A	Davidson	46 67	313	H	Wofford	50 58								
96	H	Appalachian St.	41 69	18	N	Southern California	41 82								
256	H	Kennesaw St.	48 68	12	N	Duke	31 97								

Non-Div I Games:

Gardner-Webb

■ Loss,
■ Non-Conf, S Site,
■ Home
■ Away
N Neutral

George Mason

Through Games Of Sunday, January 8, 2012

Average RPI Win:	239	WON-LOST	WINNING	LAST 12	STRENGTH OF	OPP. STRENGTH	TEAM	ADJ.	CONF.	ADJ CONF.
Average RPI Loss:	143	RECORD	PCT. RANK	GAMES	SCHEDULE	OF SCHEDULE	RPI	RPI	RPI	RPI
DIV. I ONLY	7- 7	171	6- 6	214	134	190	190	7	7	
DIV. I NON-CONF.	6- 5	140	5- 4	271	195	224	224	7	7	
TOTALS	RPI 1-25	RPI 26-50	W-L RECORDS	RPI 51-100	RPI 101-150	RPI 150+				
7- 7	0- 2	0- 0	OVERALL	0- 0	0- 2	7- 3				
5- 3	0- 2	0- 0	HOME	0- 0	0- 0	5- 1				
2- 4	0- 0	0- 0	AWAY	0- 0	0- 2	2- 2				
0- 0	0- 0	0- 0	NEUTRAL	0- 0	0- 0	0- 0				
6- 5	0- 1	0- 0	NON-CONFERENCE	0- 0	0- 1	6- 3				
4- 2	0- 1	0- 0	HOME	0- 0	0- 0	4- 1				
2- 3	0- 0	0- 0	AWAY	0- 0	0- 1	2- 2				
0- 0	0- 0	0- 0	NEUTRAL	0- 0	0- 0	0- 0				
1- 2	0- 1	0- 0	CONFERENCE	0- 0	0- 1	1- 0				
1- 1	0- 1	0- 0	HOME	0- 0	0- 0	1- 0				
0- 1	0- 0	0- 0	AWAY	0- 0	0- 1	0- 0				
0- 0	0- 0	0- 0	NEUTRAL	0- 0	0- 0	0- 0				

RPI 1-25				RPI 26-50				RPI 51-100				RPI 101+ Team's RPI: 190			
RPI	S	Opponent	Score	RPI	S	Opponent	Score	RPI	S	Opponent	Score	RPI	S	Opponent	Score
3	H	Delaware	54 66									123	A	William & Mary	66 76
6	H	Maryland	50 78									142	A	UMBC	53 65
												180	H	American	51 55
												200	H	Oakland	59 48
												208	H	Old Dominion	85 69
												222	H	George Washington	58 55
												228	H	Massachusetts	55 52
												242	A	Longwood	80 58
												246	A	Stony Brook	54 50
												266	A	Ohio	59 75
												280	A	Norfolk St.	57 60
												326	H	UNC Asheville	88 59
LAST 12 Division I GAMES:															
3	H	Delaware	54 66	266	A	Ohio	59 75								
123	A	William & Mary	66 76	222	H	George Washington	58 55								
280	A	Norfolk St.	57 60	6	H	Maryland	50 78								
326	H	UNC Asheville	88 59	142	A	UMBC	53 65								
246	A	Stony Brook	54 50	208	H	Old Dominion	85 69								
242	A	Longwood	80 58	228	H	Massachusetts	55 52								

Non-Div I Games:

George Mason

■ Loss,
 ■ Non-Conf, S Site,
 ■ Home
 ■ Away
 N Neutral

Average RPI Win:	238	WON-LOST	WINNING	LAST 12	STRENGTH OF	OPP. STRENGTH	TEAM	ADJ.	CONF.	ADJ CONF.
Average RPI Loss:	135	RECORD	PCT. RANK	GAMES	SCHEDULE	OF SCHEDULE	RPI	RPI	RPI	RPI
DIV. I ONLY	8- 7	159	7- 5	289	142	222	222	9	9	
DIV. I NON-CONF.	7- 7	162	6- 5	303	124	233	233	8	8	
TOTALS	RPI 1-25	RPI 26-50	W-L RECORDS	RPI 51-100	RPI 101-150	RPI 150+				
8- 7	0- 2	0- 0	OVERALL	0- 0	1- 1	7- 4				
4- 4	0- 1	0- 0	HOME	0- 0	0- 0	4- 3				
2- 3	0- 1	0- 0	AWAY	0- 0	1- 1	1- 1				
2- 0	0- 0	0- 0	NEUTRAL	0- 0	0- 0	2- 0				
7- 7	0- 2	0- 0	NON-CONFERENCE	0- 0	1- 1	6- 4				
3- 4	0- 1	0- 0	HOME	0- 0	0- 0	3- 3				
2- 3	0- 1	0- 0	AWAY	0- 0	1- 1	1- 1				
2- 0	0- 0	0- 0	NEUTRAL	0- 0	0- 0	2- 0				
1- 0	0- 0	0- 0	CONFERENCE	0- 0	0- 0	1- 0				
1- 0	0- 0	0- 0	HOME	0- 0	0- 0	1- 0				
0- 0	0- 0	0- 0	AWAY	0- 0	0- 0	0- 0				
0- 0	0- 0	0- 0	NEUTRAL	0- 0	0- 0	0- 0				

RPI 1-25				RPI 26-50				RPI 51-100				RPI 101+ Team's RPI: 222			
RPI	S	Opponent	Score	RPI	S	Opponent	Score	RPI	S	Opponent	Score	RPI	S	Opponent	Score
10	H	Rutgers	54 75									123	A	William & Mary	74 66
24	A	Georgetown	50 59									128	A	Auburn	47 55
												172	H	Fordham	54 43
												174	H	Virginia Tech	48 55
												180	H	American	60 49
												190	A	George Mason	55 58
												199	H	Loyola Maryland	62 70
												208	H	Old Dominion	58 52
												220	H	Morgan St.	68 73
												244	H	Radford	83 59
												311	A	Texas-Arlington	63 41
												324	N	Maine	54 46
												338	N	Houston Baptist	80 44
LAST 12 Division I GAMES:															
172	H	Fordham	54 43	123	A	William & Mary	74 66								
180	H	American	60 49	190	A	George Mason	55 58								
10	H	Rutgers	54 75	199	H	Loyola Maryland	62 70								
208	H	Old Dominion	58 52	24	A	Georgetown	50 59								
244	H	Radford	83 59	338	N	Houston Baptist	80 44								
128	A	Auburn	47 55	324	N	Maine	54 46								

Non-Div I Games:

George Washington

■ Loss,
■ Non-Conf, S Site,
■ Home
■ Away
N Neutral

Georgetown

Through Games Of Sunday, January 8, 2012

Average RPI Win:	168	WON-LOST	WINNING	LAST 12	STRENGTH OF	OPP. STRENGTH	TEAM	ADJ.	CONF.	ADJ CONF.
Average RPI Loss:	15	RECORD	PCT. RANK	GAMES	SCHEDULE	OF SCHEDULE	RPI	RPI	RPI	RPI
DIV. I ONLY	13- 3	25	11- 1	43	65	24	24	2	2	
DIV. I NON-CONF.	11- 2	23	9- 0	61	88	24	24	2	2	
TOTALS	RPI 1-25	RPI 26-50	W-L RECORDS	RPI 51-100	RPI 101-150	RPI 150+				
13- 3	2- 3	0- 0	OVERALL	1- 0	3- 0	7- 0				
6- 1	1- 1	0- 0	HOME	0- 0	0- 0	5- 0				
5- 2	0- 2	0- 0	AWAY	1- 0	3- 0	1- 0				
2- 0	1- 0	0- 0	NEUTRAL	0- 0	0- 0	1- 0				
11- 2	2- 2	0- 0	NON-CONFERENCE	1- 0	1- 0	7- 0				
6- 0	1- 0	0- 0	HOME	0- 0	0- 0	5- 0				
3- 2	0- 2	0- 0	AWAY	1- 0	1- 0	1- 0				
2- 0	1- 0	0- 0	NEUTRAL	0- 0	0- 0	1- 0				
2- 1	0- 1	0- 0	CONFERENCE	0- 0	2- 0	0- 0				
0- 1	0- 1	0- 0	HOME	0- 0	0- 0	0- 0				
2- 0	0- 0	0- 0	AWAY	0- 0	2- 0	0- 0				
0- 0	0- 0	0- 0	NEUTRAL	0- 0	0- 0	0- 0				

RPI	S	Opponent	Score
6	A	Maryland	53 72
19	H	DePaul	50 59
21	A	LSU	40 51
23	H	Miami (FL)	71 46
25	N	Georgia	64 56

RPI	S	Opponent	Score
85	A	UNLV	64 45

RPI	S	Opponent	Score
113	A	South Fla.	66 56
133	A	Coppin St.	70 54
145	A	Pittsburgh	82 54
159	H	Rider	58 51
222	H	George Washington	59 50
235	H	Monmouth	64 44
238	N	Vermont	65 53
242	H	Longwood	56 45
250	A	Dartmouth	77 38
312	H	Houston	66 36

RPI	S	Opponent	Score
113	A	South Fla.	66 56
133	A	Coppin St.	70 54
145	A	Pittsburgh	82 54
159	H	Rider	58 51
222	H	George Washington	59 50
235	H	Monmouth	64 44
238	N	Vermont	65 53
242	H	Longwood	56 45
250	A	Dartmouth	77 38
312	H	Houston	66 36

LAST 12 Division I GAMES:

113	A	South Fla.	66 56	238	N	Vermont	65 53
19	H	DePaul	50 59	23	H	Miami (FL)	71 46
250	A	Dartmouth	77 38	222	H	George Washington	59 50
85	A	UNLV	64 45	145	A	Pittsburgh	82 54
25	N	Georgia	64 56	159	H	Rider	58 51
235	H	Monmouth	64 44	133	A	Coppin St.	70 54

Non-Div I Games:

Georgetown

■ Loss,
 ■ Non-Conf, S Site,
 ■ Home
 ■ Away
 N Neutral

Average RPI Win:	158	WON-LOST	WINNING	LAST 12	STRENGTH OF	OPP. STRENGTH	TEAM	ADJ.	CONF.	ADJ CONF.
Average RPI Loss:	17	RECORD	PCT. RANK	GAMES	SCHEDULE	OF SCHEDULE	RPI	RPI	RPI	RPI
DIV. I ONLY	13- 3	25	9- 3	47	25	25	25	3	3	
DIV. I NON-CONF.	11- 2	23	7- 2	101	40	33	33	5	5	
TOTALS	RPI 1-25	RPI 26-50	W-L RECORDS	RPI 51-100	RPI 101-150	RPI 150+				
13- 3	2- 2	0- 1	OVERALL	2- 0	1- 0	8- 0				
8- 0	2- 0	0- 0	HOME	2- 0	0- 0	4- 0				
3- 1	0- 1	0- 0	AWAY	0- 0	1- 0	2- 0				
2- 2	0- 1	0- 1	NEUTRAL	0- 0	0- 0	2- 0				
11- 2	2- 1	0- 1	NON-CONFERENCE	1- 0	0- 0	8- 0				
7- 0	2- 0	0- 0	HOME	1- 0	0- 0	4- 0				
2- 0	0- 0	0- 0	AWAY	0- 0	0- 0	2- 0				
2- 2	0- 1	0- 1	NEUTRAL	0- 0	0- 0	2- 0				
2- 1	0- 1	0- 0	CONFERENCE	1- 0	1- 0	0- 0				
1- 0	0- 0	0- 0	HOME	1- 0	0- 0	0- 0				
1- 1	0- 1	0- 0	AWAY	0- 0	1- 0	0- 0				
0- 0	0- 0	0- 0	NEUTRAL	0- 0	0- 0	0- 0				

RPI	S	Opponent	Score	RPI	S	Opponent	Score	RPI	S	Opponent	Score	RPI	S	Opponent	Score
1	A	Tennessee	51 80	27	N	Gonzaga	68 71	67	H	Arkansas	67 57	128	A	Auburn	70 45
13	H	Georgia Tech	75 68					96	H	Appalachian St.	81 37	154	N	Montana St.	63 49
18	H	Southern California	67 60									176	H	Furman	83 58
24	N	Georgetown	56 64									206	H	Col. of Charleston	73 48
												207	H	South Carolina St.	85 48
												214	H	TCU	83 60
												227	A	Ga. Southern	68 49
												251	N	Northeastern	81 61
												294	A	Mercer	80 43
LAST 12 Division I GAMES:															
128	A	Auburn	70 45	176	H	Furman	83 58	96	H	Appalachian St.	81 37				
1	A	Tennessee	51 80	27	N	Gonzaga	68 71	154	N	Montana St.	63 49				
67	H	Arkansas	67 57	24	N	Georgetown	56 64	207	H	South Carolina St.	85 48				
207	H	South Carolina St.	85 48					251	N	Northeastern	81 61				
251	N	Northeastern	81 61					294	A	Mercer	80 43				
24	N	Georgetown	56 64	13	H	Georgia Tech	75 68								

Non-Div I Games:

Georgia

Average RPI Win:	263	WON-LOST	WINNING	LAST 12	STRENGTH OF	OPP. STRENGTH	TEAM	ADJ.	CONF.	ADJ CONF.
Average RPI Loss:	80	RECORD	PCT. RANK	GAMES	SCHEDULE	OF SCHEDULE	RPI	RPI	RPI	RPI
DIV. I ONLY	6- 8	204	6- 6	69	235	171	171	7	7	
DIV. I NON-CONF.	6- 5	140	6- 3	102	286	200	200	7	7	
TOTALS	RPI 1-25	RPI 26-50	W-L RECORDS	RPI 51-100	RPI 101-150	RPI 150+				
6- 8	0- 1	0- 3	OVERALL	0- 2	0- 0	6- 2				
3- 5	0- 1	0- 2	HOME	0- 2	0- 0	3- 0				
2- 2	0- 0	0- 1	AWAY	0- 0	0- 0	2- 1				
1- 1	0- 0	0- 0	NEUTRAL	0- 0	0- 0	1- 1				
6- 5	0- 1	0- 1	NON-CONFERENCE	0- 2	0- 0	6- 1				
3- 3	0- 1	0- 0	HOME	0- 2	0- 0	3- 0				
2- 1	0- 0	0- 1	AWAY	0- 0	0- 0	2- 0				
1- 1	0- 0	0- 0	NEUTRAL	0- 0	0- 0	1- 1				
0- 3	0- 0	0- 2	CONFERENCE	0- 0	0- 0	0- 1				
0- 2	0- 0	0- 2	HOME	0- 0	0- 0	0- 0				
0- 1	0- 0	0- 0	AWAY	0- 0	0- 0	0- 1				
0- 0	0- 0	0- 0	NEUTRAL	0- 0	0- 0	0- 0				

RPI 1-25				RPI 26-50				RPI 51-100				RPI 101+ Team's RPI: 171			
RPI	S	Opponent	Score	RPI	S	Opponent	Score	RPI	S	Opponent	Score	RPI	S	Opponent	Score
13	H	Georgia Tech	50 85	28	H	Hofstra	71 86	55	H	Arizona	66 79	158	N	High Point	79 68
				30	H	James Madison	50 62	96	H	Appalachian St.	58 82	167	N	SIU Edwardsville	49 63
				46	A	Florida St.	74 94					208	A	Old Dominion	59 68
												240	H	Campbell	70 56
												249	A	Western Caro.	64 59
												256	H	Kennesaw St.	65 59
												333	H	Bethune-Cookman	66 50
												341	A	Jacksonville St.	68 60
LAST 12 Division I GAMES:															
30	H	James Madison	50 62	341	A	Jacksonville St.	68 60								
208	A	Old Dominion	59 68	167	N	SIU Edwardsville	49 63								
333	H	Bethune-Cookman	66 50	158	N	High Point	79 68								
249	A	Western Caro.	64 59	13	H	Georgia Tech	50 85								
96	H	Appalachian St.	58 82	256	H	Kennesaw St.	65 59								
240	H	Campbell	70 56	28	H	Hofstra	71 86								

Non-Div I Games:

Georgia St.

Georgia Tech				Through Games of Sunday, January 6, 1912						
Average RPI Win:	153	WON-LOST	WINNING	LAST 12	STRENGTH OF	OPP. STRENGTH	TEAM	ADJ.	CONF.	ADJ CONF.
Average RPI Loss:	15	RECORD	PCT. RANK	GAMES	SCHEDULE	OF SCHEDULE	RPI	RPI	RPI	RPI
DIV. I ONLY	11- 4	55	8- 4	4	108	13	13	5	5	
DIV. I NON-CONF.	10- 3	50	7- 3	11	159	16	16	4	4	

TOTALS	RPI 1-25	RPI 26-50		W-L RECORDS		RPI 51-100	RPI 101-150	RPI 150+		
11- 4	0- 4	2- 0		OVERALL		3- 0	0- 0	6- 0		
5- 0	0- 0	1- 0		HOME		0- 0	0- 0	4- 0		
4- 2	0- 2	1- 0		AWAY		2- 0	0- 0	1- 0		
2- 2	0- 2	0- 0		NEUTRAL		1- 0	0- 0	1- 0		
10- 3	0- 3	1- 0		NON-CONFERENCE		3- 0	0- 0	6- 0		
5- 0	0- 0	1- 0		HOME		0- 0	0- 0	4- 0		
3- 1	0- 1	0- 0		AWAY		2- 0	0- 0	1- 0		
2- 2	0- 2	0- 0		NEUTRAL		1- 0	0- 0	1- 0		
1- 1	0- 1	1- 0		CONFERENCE		0- 0	0- 0	0- 0		
0- 0	0- 0	0- 0		HOME		0- 0	0- 0	0- 0		
1- 1	0- 1	1- 0		AWAY		0- 0	0- 0	0- 0		
0- 0	0- 0	0- 0		NEUTRAL		0- 0	0- 0	0- 0		

RPI 1-25				Team's RPI: 13				RPI 26-50				RPI 51-100				RPI 101+			
RPI	S	Opponent	Score		RPI	S	Opponent	Score		RPI	S	Opponent	Score		RPI	S	Opponent	Score	
6	A	Maryland	74	77	31	H	Nebraska	73	57	65	N	Central Ark.	67	61	167	N	SIU Edwardsville	80	38
10	N	Rutgers	40	59	47	A	North Carolina St.	76	66	73	A	Middle Tenn.	58	47	171	A	Georgia St.	85	50
17	N	Green Bay	62	67						92	A	Marquette	74	63	208	H	Old Dominion	87	56
25	A	Georgia	68	75											256	H	Kennesaw St.	94	51
															279	H	N.C. A&T	74	57
															291	H	Alabama St.	97	37
LAST 12 Division I GAMES:																			
6	A	Maryland	74	77	65	N	Central Ark.	67	61	167	N	SIU Edwardsville	80	38	171	A	Georgia St.	85	50
47	A	North Carolina St.	76	66	73	A	Middle Tenn.	58	47	25	A	Georgia	68	75	208	H	Old Dominion	87	56
279	H	N.C. A&T	74	57	31	H	Nebraska	73	57						256	H	Kennesaw St.	94	51
17	N	Green Bay	62	67															
10	N	Rutgers	40	59															
256	H	Kennesaw St.	94	51															

Non-Div I Games:

Georgia Tech

Gonzaga

Through Games Of Sunday, January 8, 2012

Average RPI Win:	160	WON-LOST	WINNING	LAST 12	STRENGTH OF	OPP. STRENGTH	TEAM	ADJ.	CONF.	ADJ CONF.
Average RPI Loss:	11	RECORD	PCT. RANK	GAMES	SCHEDULE	OF SCHEDULE	RPI	RPI	RPI	RPI
DIV. I ONLY	14- 2	11	11- 1	83	48	27	27	8	8	
DIV. I NON-CONF.	11- 2	23	8- 1	56	51	19	19	9	9	
TOTALS	RPI 1-25	RPI 26-50	W-L RECORDS	RPI 51-100	RPI 101-150	RPI 150+				
14- 2	1- 2	2- 0	OVERALL	1- 0	3- 0	7- 0				
6- 1	0- 1	1- 0	HOME	0- 0	2- 0	3- 0				
6- 1	0- 1	1- 0	AWAY	0- 0	1- 0	4- 0				
2- 0	1- 0	0- 0	NEUTRAL	1- 0	0- 0	0- 0				
11- 2	1- 2	2- 0	NON-CONFERENCE	1- 0	2- 0	5- 0				
6- 1	0- 1	1- 0	HOME	0- 0	2- 0	3- 0				
3- 1	0- 1	1- 0	AWAY	0- 0	0- 0	2- 0				
2- 0	1- 0	0- 0	NEUTRAL	1- 0	0- 0	0- 0				
3- 0	0- 0	0- 0	CONFERENCE	0- 0	1- 0	2- 0				
0- 0	0- 0	0- 0	HOME	0- 0	0- 0	0- 0				
3- 0	0- 0	0- 0	AWAY	0- 0	1- 0	2- 0				
0- 0	0- 0	0- 0	NEUTRAL	0- 0	0- 0	0- 0				

RPI 1-25				RPI 26-50				Team's RPI: 27	RPI 51-100				RPI 101+			
RPI	S	Opponent	Score	RPI	S	Opponent	Score		RPI	S	Opponent	Score	RPI	S	Opponent	Score
4	A	Stanford	61 76	28	H	Hofstra	101 88		54	N	Dayton	82 76	126	A	Pepperdine	79 50
18	H	Southern California	51 58	50	A	Washington St.	71 69						148	H	Eastern Wash.	75 69
25	N	Georgia	71 68										150	H	Portland St.	99 69
													157	A	Portland	80 65
													186	H	Saint Francis (PA)	92 50
													215	H	Montana	70 54
													219	A	Cal St. Fullerton	73 60
													275	A	Loyola Marymount	80 54
													295	H	UC Riverside	83 56
													316	A	Idaho	91 42
LAST 12 Division I GAMES:																
275	A	Loyola Marymount	80 54	157	A	Portland	80 65									
126	A	Pepperdine	79 50	54	N	Dayton	82 76									
186	H	Saint Francis (PA)	92 50	25	N	Georgia	71 68									
18	H	Southern California	51 58	295	H	UC Riverside	83 56									
219	A	Cal St. Fullerton	73 60	215	H	Montana	70 54									
50	A	Washington St.	71 69	148	H	Eastern Wash.	75 69									

Non-Div I Games:

Gonzaga

■ Loss,
 ■ Non-Conf, S Site,
 ■ Home
 ■ Away
 N Neutral

Average RPI Win: 200	WON-LOST	WINNING	LAST 12	STRENGTH OF	OPP. STRENGTH	TEAM	ADJ.	CONF.	ADJ CONF.
Average RPI Loss: 143	RECORD	PCT. RANK	GAMES	SCHEDULE	OF SCHEDULE	RPI	RPI	RPI	RPI
DIV. I ONLY	4- 8	245	4- 8	118	248	202	202	31	31
DIV. I NON-CONF.	3- 6	238	3- 6	50	185	157	157	23	23
TOTALS	RPI 1-25	RPI 26-50	W-L RECORDS	RPI 51-100	RPI 101-150	RPI 150+			
4- 8	0- 1	0- 0	OVERALL	0- 2	2- 0	2- 5			
3- 1	0- 0	0- 0	HOME	0- 0	1- 0	2- 1			
1- 7	0- 1	0- 0	AWAY	0- 2	1- 0	0- 4			
0- 0	0- 0	0- 0	NEUTRAL	0- 0	0- 0	0- 0			
3- 6	0- 1	0- 0	NON-CONFERENCE	0- 2	2- 0	1- 3			
2- 0	0- 0	0- 0	HOME	0- 0	1- 0	1- 0			
1- 6	0- 1	0- 0	AWAY	0- 2	1- 0	0- 3			
0- 0	0- 0	0- 0	NEUTRAL	0- 0	0- 0	0- 0			
1- 2	0- 0	0- 0	CONFERENCE	0- 0	0- 0	1- 2			
1- 1	0- 0	0- 0	HOME	0- 0	0- 0	1- 1			
0- 1	0- 0	0- 0	AWAY	0- 0	0- 0	0- 1			
0- 0	0- 0	0- 0	NEUTRAL	0- 0	0- 0	0- 0			

RPI 1-25				RPI 26-50				RPI 51-100				RPI 101+ Team's RPI: 202			
RPI	S	Opponent	Score	RPI	S	Opponent	Score	RPI	S	Opponent	Score	RPI	S	Opponent	Score
21	A	LSU	47 62					67	A	Arkansas	49 69	114	A	Oral Roberts	89 80
								71	A	Texas	38 91	135	H	Sam Houston St.	64 52
												162	A	Stephen F. Austin	53 71
												181	A	Ole Miss	53 78
												193	H	Alabama A&M	64 76
												210	A	Southern U.	67 72
												237	A	Tulsa	56 61
												259	H	La.-Monroe	75 71
												291	H	Alabama St.	62 48
LAST 12 Division I GAMES:															
210	A	Southern U.	67 72	21	A	LSU	47 62	67	A	Arkansas	49 69	114	A	Oral Roberts	89 80
193	H	Alabama A&M	64 76	71	A	Texas	38 91	135	H	Sam Houston St.	64 52	181	A	Ole Miss	53 78
291	H	Alabama St.	62 48	237	A	Tulsa	56 61	259	H	La.-Monroe	75 71	291	H	Alabama St.	62 48
67	A	Arkansas	49 69	114	A	Oral Roberts	89 80								
259	H	La.-Monroe	75 71	135	H	Sam Houston St.	64 52								
162	A	Stephen F. Austin	53 71	181	A	Ole Miss	53 78								

Non-Div I Games: Paul Quinn 92 31

Grambling

■ Loss,
 ■ Non-Conf,
 ■ S Site,
 ■ H Home
 ■ A Away
 N Neutral

Average RPI Win:	147	WON-LOST	WINNING	LAST 12	STRENGTH OF	OPP. STRENGTH	TEAM	ADJ.	CONF.	ADJ CONF.
Average RPI Loss:	0	RECORD	PCT. RANK	GAMES	SCHEDULE	OF SCHEDULE	RPI	RPI	RPI	RPI
DIV. I ONLY	13- 0	1	12- 0	129	36	17	17	15	15	
DIV. I NON-CONF.	10- 0	1	9- 0	90	20	11	11	17	17	
TOTALS	RPI 1-25	RPI 26-50	W-L RECORDS	RPI 51-100	RPI 101-150	RPI 150+				
13- 0	1- 0	0- 0	OVERALL	2- 0	5- 0	5- 0				
7- 0	0- 0	0- 0	HOME	1- 0	3- 0	3- 0				
4- 0	0- 0	0- 0	AWAY	0- 0	2- 0	2- 0				
2- 0	1- 0	0- 0	NEUTRAL	1- 0	0- 0	0- 0				
10- 0	1- 0	0- 0	NON-CONFERENCE	2- 0	5- 0	2- 0				
5- 0	0- 0	0- 0	HOME	1- 0	3- 0	1- 0				
3- 0	0- 0	0- 0	AWAY	0- 0	2- 0	1- 0				
2- 0	1- 0	0- 0	NEUTRAL	1- 0	0- 0	0- 0				
3- 0	0- 0	0- 0	CONFERENCE	0- 0	0- 0	3- 0				
2- 0	0- 0	0- 0	HOME	0- 0	0- 0	2- 0				
1- 0	0- 0	0- 0	AWAY	0- 0	0- 0	1- 0				
0- 0	0- 0	0- 0	NEUTRAL	0- 0	0- 0	0- 0				

RPI S	Opponent	Score	RPI S	Opponent	Score	RPI S	Opponent	Score	RPI S	Opponent	Score
13 N	Georgia Tech	67 62				92 H	Marquette	66 50	112 A	Toledo	72 65
						98 N	Illinois	82 62	112 H	Toledo	84 68
									115 H	Eastern Mich.	84 53
									132 A	Wisconsin	65 49
									137 H	UNI	75 67
									155 H	Ill.-Chicago	80 63
									211 A	Milwaukee	88 53
									234 H	Loyola Chicago	76 49
									245 A	North Dakota St.	82 59
									258 H	Ball St.	80 39
LAST 12 Division I GAMES:											
211 A	Milwaukee	88 53	132 A	Wisconsin	65 49						
234 H	Loyola Chicago	76 49	258 H	Ball St.	80 39						
155 H	Ill.-Chicago	80 63	112 A	Toledo	72 65						
98 N	Illinois	82 62	137 H	UNI	75 67						
115 H	Eastern Mich.	84 53	92 H	Marquette	66 50						
112 H	Toledo	84 68	13 N	Georgia Tech	67 62						

Non-Div I Games:

Green Bay

Average RPI Win:	204	WON-LOST	WINNING	LAST 12	STRENGTH OF	OPP. STRENGTH	TEAM	ADJ.	CONF.	ADJ CONF.
Average RPI Loss:	52	RECORD	PCT. RANK	GAMES	SCHEDULE	OF SCHEDULE	RPI	RPI	RPI	RPI
DIV. I ONLY	11- 3	38	9- 3	217	87	60	60	27	27	
DIV. I NON-CONF.	8- 3	73	6- 3	212	67	57	57	24	24	
TOTALS	RPI 1-25	RPI 26-50	W-L RECORDS	RPI 51-100	RPI 101-150	RPI 150+				
11- 3	0- 0	0- 2	OVERALL	2- 1	2- 0	7- 0				
5- 0	0- 0	0- 0	HOME	1- 0	1- 0	3- 0				
5- 3	0- 0	0- 2	AWAY	0- 1	1- 0	4- 0				
1- 0	0- 0	0- 0	NEUTRAL	1- 0	0- 0	0- 0				
8- 3	0- 0	0- 2	NON-CONFERENCE	1- 1	2- 0	5- 0				
2- 0	0- 0	0- 0	HOME	0- 0	1- 0	1- 0				
5- 3	0- 0	0- 2	AWAY	0- 1	1- 0	4- 0				
1- 0	0- 0	0- 0	NEUTRAL	1- 0	0- 0	0- 0				
3- 0	0- 0	0- 0	CONFERENCE	1- 0	0- 0	2- 0				
3- 0	0- 0	0- 0	HOME	1- 0	0- 0	2- 0				
0- 0	0- 0	0- 0	AWAY	0- 0	0- 0	0- 0				
0- 0	0- 0	0- 0	NEUTRAL	0- 0	0- 0	0- 0				

RPI S	Opponent	Score	RPI S	Opponent	Score	RPI S	Opponent	Score	RPI S	Opponent	Score
33	A Florida	46 63	34	A Tulane	53 66	69	H Howard	63 40	142	H UMBC	75 47
						88	A UAB	38 43	145	A Pittsburgh	60 37
						99	N Central Mich.	77 51	192	A Boston College	71 63
									207	H South Carolina St.	73 41
									243	H Savannah St.	59 40
									257	A IPFW	79 62
									262	H East Carolina	76 48
									305	A Jacksonville	68 55
									323	A Chicago St.	66 39
LAST 12 Division I GAMES:											
69	H Howard	63 40	99	N Central Mich.	77 51	192	A Boston College	71 63			
262	H East Carolina	76 48	88	A UAB	38 43	142	H UMBC	75 47			
34	A Tulane	53 66	243	H Savannah St.	59 40	207	H South Carolina St.	73 41			
323	A Chicago St.	66 39									
257	A IPFW	79 62									
33	A Florida	46 63									

Non-Div I Games:

Hampton

■ Loss,
 ■ Non-Conf, S Site,
 ■ Home
 ■ Away
 N Neutral

Average RPI Win:	171	WON-LOST	WINNING	LAST 12	STRENGTH OF	OPP. STRENGTH	TEAM	ADJ.	CONF.	ADJ CONF.
Average RPI Loss:	99	RECORD	PCT. RANK	GAMES	SCHEDULE	OF SCHEDULE	RPI	RPI	RPI	RPI
DIV. I ONLY	9- 8	169	5- 7	52	100	94	94	13	13	
DIV. I NON-CONF.	9- 5	99	5- 4	43	53	74	74	13	13	
TOTALS	RPI 1-25	RPI 26-50	W-L RECORDS	RPI 51-100	RPI 101-150	RPI 150+				
9- 8	0- 1	1- 1	OVERALL	1- 2	1- 2	6- 2				
6- 2	0- 0	1- 0	HOME	1- 0	1- 1	3- 1				
2- 6	0- 1	0- 1	AWAY	0- 2	0- 1	2- 1				
1- 0	0- 0	0- 0	NEUTRAL	0- 0	0- 0	1- 0				
9- 5	0- 1	1- 1	NON-CONFERENCE	1- 2	1- 1	6- 0				
6- 0	0- 0	1- 0	HOME	1- 0	1- 0	3- 0				
2- 5	0- 1	0- 1	AWAY	0- 2	0- 1	2- 0				
1- 0	0- 0	0- 0	NEUTRAL	0- 0	0- 0	1- 0				
0- 3	0- 0	0- 0	CONFERENCE	0- 0	0- 1	0- 2				
0- 2	0- 0	0- 0	HOME	0- 0	0- 1	0- 1				
0- 1	0- 0	0- 0	AWAY	0- 0	0- 0	0- 1				
0- 0	0- 0	0- 0	NEUTRAL	0- 0	0- 0	0- 0				

RPI 1-25				RPI 26-50				RPI 51-100 Team's RPI: 94				RPI 101+			
RPI	S	Opponent	Score	RPI	S	Opponent	Score	RPI	S	Opponent	Score	RPI	S	Opponent	Score
7	A	Notre Dame	43 98	28	H	Hofstra	61 59	56	A	Marist	51 57	104	A	Providence	46 63
				39	A	Richmond	56 69	57	A	St. John's (NY)	45 70	110	H	Albany (NY)	37 40
								76	H	LIU Brooklyn	54 45	141	H	Harvard	72 61
												184	A	New Hampshire	45 64
												188	H	Manhattan	64 45
												192	H	Boston College	54 45
												214	N	TCU	64 60
												223	A	UCF	55 46
												229	H	Central Conn. St.	65 56
												238	H	Vermont	50 57
												250	A	Dartmouth	60 42
LAST 12 Division I GAMES:															
238	H	Vermont	50 57	104	A	Providence	46 63								
184	A	New Hampshire	45 64	141	H	Harvard	72 61								
110	H	Albany (NY)	37 40	39	A	Richmond	56 69								
57	A	St. John's (NY)	45 70	250	A	Dartmouth	60 42								
56	A	Marist	51 57	192	H	Boston College	54 45								
223	A	UCF	55 46	28	H	Hofstra	61 59								

Non-Div I Games:

Hartford

Harvard

Through Games Of Sunday, January 8, 2012

Average RPI Win: 189	WON-LOST	WINNING	LAST 12	STRENGTH OF	OPP. STRENGTH	TEAM	ADJ.	CONF.	ADJ CONF.
Average RPI Loss: 122	RECORD	PCT. RANK	GAMES	SCHEDULE	OF SCHEDULE	RPI	RPI	RPI	RPI
DIV. I ONLY	7- 6	151	7- 5	209	98	141	141	11	11
DIV. I NON-CONF.	7- 6	154	7- 5	207	92	138	138	12	12
TOTALS	RPI 1-25	RPI 26-50	W-L RECORDS	RPI 51-100	RPI 101-150	RPI 150+			
7- 6	0- 0	0- 0	OVERALL	1- 3	1- 2	5- 1			
3- 1	0- 0	0- 0	HOME	1- 0	1- 1	1- 0			
3- 4	0- 0	0- 0	AWAY	0- 3	0- 1	3- 0			
1- 1	0- 0	0- 0	NEUTRAL	0- 0	0- 0	1- 1			
7- 6	0- 0	0- 0	NON-CONFERENCE	1- 3	1- 2	5- 1			
3- 1	0- 0	0- 0	HOME	1- 0	1- 1	1- 0			
3- 4	0- 0	0- 0	AWAY	0- 3	0- 1	3- 0			
1- 1	0- 0	0- 0	NEUTRAL	0- 0	0- 0	1- 1			
0- 0	0- 0	0- 0	CONFERENCE	0- 0	0- 0	0- 0			
0- 0	0- 0	0- 0	HOME	0- 0	0- 0	0- 0			
0- 0	0- 0	0- 0	AWAY	0- 0	0- 0	0- 0			
0- 0	0- 0	0- 0	NEUTRAL	0- 0	0- 0	0- 0			

RPI S	Opponent	Score	RPI S	Opponent	Score	RPI S	Opponent	Score	RPI S	Opponent	Score	Team's RPI: 141
						57	H St. John's (NY)	63 56	104	A Providence	60 71	
						62	A Iowa	81 90	108	H Boston U.	62 57	
						94	A Hartford	61 72	140	H Holy Cross	68 73	
						95	A Minnesota	53 79	184	A New Hampshire	69 62	
									214	A TCU	56 44	
									228	A Massachusetts	68 47	
									236	N Alcorn St.	78 55	
									239	N Butler	68 69	
									299	H Rhode Island	69 57	
LAST 12 Division I GAMES:												
214	A TCU	56 44	57	H St. John's (NY)	63 56	95	A Minnesota	53 79				
228	A Massachusetts	68 47	236	N Alcorn St.	78 55	184	A New Hampshire	69 62				
94	A Hartford	61 72	108	H Boston U.	62 57	108	H Boston U.	62 57				
299	H Rhode Island	69 57	140	H Holy Cross	68 73							
104	A Providence	60 71										
239	N Butler	68 69										

Non-Div I Games:

Harvard

Loss, Non-Conf, S Site, H Home A Away N Neutral

Average RPI Win:	217	WON-LOST	WINNING	LAST 12	STRENGTH OF	OPP. STRENGTH	TEAM	ADJ.	CONF.	ADJ CONF.
Average RPI Loss:	97	RECORD	PCT. RANK	GAMES	SCHEDULE	OF SCHEDULE	RPI	RPI	RPI	RPI
DIV. I ONLY	4- 10	269	4- 8	44	151	212	212	26	26	
DIV. I NON-CONF.	4- 10	265	4- 8	45	152	219	219	28	28	
TOTALS	RPI 1-25	RPI 26-50	W-L RECORDS	RPI 51-100	RPI 101-150	RPI 150+				
4- 10	0- 1	0- 3	OVERALL	0- 2	1- 2	3- 2				
3- 9	0- 1	0- 3	HOME	0- 2	1- 2	2- 1				
1- 1	0- 0	0- 0	AWAY	0- 0	0- 0	1- 1				
0- 0	0- 0	0- 0	NEUTRAL	0- 0	0- 0	0- 0				
4- 10	0- 1	0- 3	NON-CONFERENCE	0- 2	1- 2	3- 2				
3- 9	0- 1	0- 3	HOME	0- 2	1- 2	2- 1				
1- 1	0- 0	0- 0	AWAY	0- 0	0- 0	1- 1				
0- 0	0- 0	0- 0	NEUTRAL	0- 0	0- 0	0- 0				
0- 0	0- 0	0- 0	CONFERENCE	0- 0	0- 0	0- 0				
0- 0	0- 0	0- 0	HOME	0- 0	0- 0	0- 0				
0- 0	0- 0	0- 0	AWAY	0- 0	0- 0	0- 0				
0- 0	0- 0	0- 0	NEUTRAL	0- 0	0- 0	0- 0				

RPI 1-25				RPI 26-50				RPI 51-100				RPI 101+ Team's RPI: 212			
RPI	S	Opponent	Score	RPI	S	Opponent	Score	RPI	S	Opponent	Score	RPI	S	Opponent	Score
19	H	DePaul	65 90	35	H	Virginia	43 60	71	H	Texas	50 71	107	H	UC Davis	57 62
				47	H	North Carolina St.	54 84	72	H	Fla. Gulf Coast	52 72	125	H	San Diego St.	44 71
				48	H	California	54 69					150	H	Portland St.	78 66
												153	H	Denver	78 64
												157	H	Portland	64 82
												236	H	Alcorn St.	66 63
												288	A	Army	51 55
												328	A	Columbia	66 55
LAST 12 Division I GAMES:															
				47	H	North Carolina St.	54 84	107	H	UC Davis	57 62				
				72	H	Fla. Gulf Coast	52 72	153	H	Denver	78 64				
				236	H	Alcorn St.	66 63	150	H	Portland St.	78 66				
				35	H	Virginia	43 60	328	A	Columbia	66 55				
				48	H	California	54 69	288	A	Army	51 55				
				19	H	DePaul	65 90	71	H	Texas	50 71				

Non-Div I Games: Hawaii Hilo 60 51

Hawaii

■ Loss,
 ■ Non-Conf, S Site,
 ■ Home
 ■ Away
 N Neutral

Average RPI Win:	196	WON-LOST	WINNING	LAST 12	STRENGTH OF	OPP. STRENGTH	TEAM	ADJ.	CONF.	ADJ CONF.
Average RPI Loss:	118	RECORD	PCT. RANK	GAMES	SCHEDULE	OF SCHEDULE	RPI	RPI	RPI	RPI
DIV. I ONLY	8- 6	128	7- 5	212	95	158	158	28	28	
DIV. I NON-CONF.	5- 6	188	4- 5	93	77	101	101	30	30	
TOTALS	RPI 1-25	RPI 26-50	W-L RECORDS	RPI 51-100	RPI 101-150	RPI 150+				
8- 6	0- 0	0- 2	OVERALL	0- 1	4- 1	4- 2				
5- 1	0- 0	0- 0	HOME	0- 0	2- 0	3- 1				
2- 2	0- 0	0- 2	AWAY	0- 0	1- 0	1- 0				
1- 3	0- 0	0- 0	NEUTRAL	0- 1	1- 1	0- 1				
5- 6	0- 0	0- 2	NON-CONFERENCE	0- 1	4- 1	1- 2				
3- 1	0- 0	0- 0	HOME	0- 0	2- 0	1- 1				
1- 2	0- 0	0- 2	AWAY	0- 0	1- 0	0- 0				
1- 3	0- 0	0- 0	NEUTRAL	0- 1	1- 1	0- 1				
3- 0	0- 0	0- 0	CONFERENCE	0- 0	0- 0	3- 0				
2- 0	0- 0	0- 0	HOME	0- 0	0- 0	2- 0				
1- 0	0- 0	0- 0	AWAY	0- 0	0- 0	1- 0				
0- 0	0- 0	0- 0	NEUTRAL	0- 0	0- 0	0- 0				

RPI S	Opponent	Score	RPI S	Opponent	Score	RPI S	Opponent	Score	RPI S	Opponent	Score	Team's RPI: 158
35	A Virginia	41 67	65	N Central Ark.	56 69	103	N Cincinnati	40 62				
40	A Vanderbilt	54 70				105	A VCU	82 67				
						119	H Davidson	82 69				
						142	N UMBC	62 51				
						145	H Pittsburgh	82 75				
						171	N Georgia St.	68 79				
						195	A Liberty	73 69				
						242	H Longwood	73 51				
						294	H Mercer	67 75				
						296	H Gardner-Webb	63 41				
						326	H UNC Asheville	89 49				
LAST 12 Division I GAMES:												
195	A Liberty	73 69	103	N Cincinnati	40 62							
296	H Gardner-Webb	63 41	142	N UMBC	62 51							
326	H UNC Asheville	89 49	65	N Central Ark.	56 69							
294	H Mercer	67 75	171	N Georgia St.	68 79							
242	H Longwood	73 51	40	A Vanderbilt	54 70							
119	H Davidson	82 69	145	H Pittsburgh	82 75							

Non-Div I Games:

High Point

Hofstra

Through Games Of Sunday, January 8, 2012

Average RPI Win: 132	WON-LOST	WINNING	LAST 12	STRENGTH OF	OPP. STRENGTH	TEAM	ADJ.	CONF.	ADJ CONF.
Average RPI Loss: 44	RECORD	PCT. RANK	GAMES	SCHEDULE	OF SCHEDULE	RPI	RPI	RPI	RPI
DIV. I ONLY	11- 3	38	10- 2	70	4	28	28	7	7
DIV. I NON-CONF.	8- 3	73	7- 2	70	5	22	22	7	7
TOTALS	RPI 1-25	RPI 26-50	W-L RECORDS	RPI 51-100	RPI 101-150	RPI 150+			
11- 3	1- 1	0- 1	OVERALL	3- 1	4- 0	3- 0			
5- 1	0- 1	0- 0	HOME	3- 0	1- 0	1- 0			
4- 2	0- 0	0- 1	AWAY	0- 1	2- 0	2- 0			
2- 0	1- 0	0- 0	NEUTRAL	0- 0	1- 0	0- 0			
8- 3	1- 1	0- 1	NON-CONFERENCE	2- 1	3- 0	2- 0			
4- 1	0- 1	0- 0	HOME	2- 0	1- 0	1- 0			
2- 2	0- 0	0- 1	AWAY	0- 1	1- 0	1- 0			
2- 0	1- 0	0- 0	NEUTRAL	0- 0	1- 0	0- 0			
3- 0	0- 0	0- 0	CONFERENCE	1- 0	1- 0	1- 0			
1- 0	0- 0	0- 0	HOME	1- 0	0- 0	0- 0			
2- 0	0- 0	0- 0	AWAY	0- 0	1- 0	1- 0			
0- 0	0- 0	0- 0	NEUTRAL	0- 0	0- 0	0- 0			

RPI 1-25				RPI 26-50				Team's RPI: 28				RPI 51-100				RPI 101+			
RPI	S	Opponent	Score	RPI	S	Opponent	Score	RPI	S	Opponent	Score	RPI	S	Opponent	Score	RPI	S	Opponent	Score
9	N	Kansas St.	64 54	27	A	Gonzaga	88 101	56	H	Marist	71 69	109	H	Seton Hall	94 74				
11	H	Princeton	69 74					57	H	St. John's (NY)	93 82	123	A	William & Mary	100 97				
								74	H	Drexel	76 65	144	N	Drake	70 60				
								94	A	Hartford	59 61	148	A	Eastern Wash.	90 69				
												171	A	Georgia St.	86 71				
												229	H	Central Conn. St.	67 60				
												334	A	Saint Peter's	66 52				
LAST 12 Division I GAMES:																			
123	A	William & Mary	100 97	56	H	Marist	71 69												
74	H	Drexel	76 65	229	H	Central Conn. St.	67 60												
11	H	Princeton	69 74	334	A	Saint Peter's	66 52												
144	N	Drake	70 60	94	A	Hartford	59 61												
9	N	Kansas St.	64 54	171	A	Georgia St.	86 71												
57	H	St. John's (NY)	93 82	109	H	Seton Hall	94 74												

Non-Div I Games:

Hofstra

Loss, Non-Conf, S Site, H Home A Away N Neutral

Holy Cross

Through Games Of Sunday, January 8, 2012

Average RPI Win:	194	WON-LOST	WINNING	LAST 12	STRENGTH OF	OPP. STRENGTH	TEAM	ADJ.	CONF.	ADJ CONF.
Average RPI Loss:	132	RECORD	PCT. RANK	GAMES	SCHEDULE	OF SCHEDULE	RPI	RPI	RPI	RPI
DIV. I ONLY	8- 7	159	7- 5	191	132	140	140	29	29	
DIV. I NON-CONF.	8- 6	128	7- 4	190	112	136	136	32	32	
TOTALS	RPI 1-25	RPI 26-50	W-L RECORDS	RPI 51-100	RPI 101-150	RPI 150+				
8- 7	0- 2	0- 0	OVERALL	1- 0	1- 1	6- 4				
5- 1	0- 0	0- 0	HOME	1- 0	0- 0	4- 1				
2- 6	0- 1	0- 0	AWAY	0- 0	1- 1	1- 3				
1- 0	0- 0	0- 0	NEUTRAL	0- 0	0- 0	1- 0				
8- 6	0- 2	0- 0	NON-CONFERENCE	1- 0	1- 1	6- 3				
5- 1	0- 0	0- 0	HOME	1- 0	0- 0	4- 1				
2- 5	0- 2	0- 0	AWAY	0- 0	1- 1	1- 2				
1- 0	0- 0	0- 0	NEUTRAL	0- 0	0- 0	1- 0				
0- 1	0- 0	0- 0	CONFERENCE	0- 0	0- 0	0- 1				
0- 0	0- 0	0- 0	HOME	0- 0	0- 0	0- 0				
0- 1	0- 0	0- 0	AWAY	0- 0	0- 0	0- 1				
0- 0	0- 0	0- 0	NEUTRAL	0- 0	0- 0	0- 0				

RPI	S	Opponent	Score	RPI	S	Opponent	Score	RPI	S	Opponent	Score	RPI	S	Opponent	Score
5	A	Connecticut	37 77					78	H	Quinnipiac	80 70	124	A	Yale	71 76
23	A	Miami (FL)	49 89									141	A	Harvard	73 68
												172	H	Fordham	43 54
												178	A	Lehigh	60 75
												184	A	New Hampshire	61 50
												192	A	Boston College	58 67
												203	H	Bryant	82 62
												220	N	Morgan St.	73 66
												228	H	Massachusetts	76 64
												229	A	Central Conn. St.	54 63
												250	H	Dartmouth	65 63
												251	H	Northeastern	70 68
LAST 12 Division I GAMES:															
178	A	Lehigh	60 75	23	A	Miami (FL)	49 89								
250	H	Dartmouth	65 63	203	H	Bryant	82 62								
220	N	Morgan St.	73 66	192	A	Boston College	58 67								
141	A	Harvard	73 68	251	H	Northeastern	70 68								
228	H	Massachusetts	76 64	184	A	New Hampshire	61 50								
172	H	Fordham	43 54	229	A	Central Conn. St.	54 63								

Non-Div I Games:

Holy Cross

Loss, Non-Conf, S Site, H Home A Away N Neutral

Average RPI Win:	320	WON-LOST	WINNING	LAST 12	STRENGTH OF	OPP. STRENGTH	TEAM	ADJ.	CONF.	ADJ CONF.
Average RPI Loss:	159	RECORD	PCT. RANK	GAMES	SCHEDULE	OF SCHEDULE	RPI	RPI	RPI	RPI
DIV. I ONLY	2- 12	317	2- 10	201	243	312	312	12	12	
DIV. I NON-CONF.	1- 11	334	1- 9	223	187	315	315	18	18	
TOTALS	RPI 1-25	RPI 26-50	W-L RECORDS	RPI 51-100	RPI 101-150	RPI 150+				
2- 12	0- 2	0- 0	OVERALL	0- 1	0- 3	2- 6				
1- 8	0- 1	0- 0	HOME	0- 1	0- 2	1- 4				
1- 4	0- 1	0- 0	AWAY	0- 0	0- 1	1- 2				
0- 0	0- 0	0- 0	NEUTRAL	0- 0	0- 0	0- 0				
1- 11	0- 2	0- 0	NON-CONFERENCE	0- 1	0- 3	1- 5				
1- 7	0- 1	0- 0	HOME	0- 1	0- 2	1- 3				
0- 4	0- 1	0- 0	AWAY	0- 0	0- 1	0- 2				
0- 0	0- 0	0- 0	NEUTRAL	0- 0	0- 0	0- 0				
1- 1	0- 0	0- 0	CONFERENCE	0- 0	0- 0	1- 1				
0- 1	0- 0	0- 0	HOME	0- 0	0- 0	0- 1				
1- 0	0- 0	0- 0	AWAY	0- 0	0- 0	1- 0				
0- 0	0- 0	0- 0	NEUTRAL	0- 0	0- 0	0- 0				

RPI 1-25				RPI 26-50				RPI 51-100				RPI 101+ Team's RPI: 312			
RPI	S	Opponent	Score	RPI	S	Opponent	Score	RPI	S	Opponent	Score	RPI	S	Opponent	Score
20	H	Texas Tech	58 88					93	H	McNeese St.	59 72	114	H	Oral Roberts	60 76
24	A	Georgetown	36 66									117	A	Washington	60 85
												124	H	Yale	62 80
												156	H	Marshall	41 65
												187	H	Louisiana Tech	53 79
												214	H	TCU	35 80
												267	A	New Mexico	44 70
												289	A	UTSA	59 70
												302	A	Southern Miss.	56 49
												307	H	New Mexico St.	62 63
												338	H	Houston Baptist	83 60
LAST 12 Division I GAMES:															
302	A	Southern Miss.	56 49	117	A	Washington	60 85								
156	H	Marshall	41 65	338	H	Houston Baptist	83 60								
267	A	New Mexico	44 70	187	H	Louisiana Tech	53 79								
124	H	Yale	62 80	289	A	UTSA	59 70								
114	H	Oral Roberts	60 76	214	H	TCU	35 80								
24	A	Georgetown	36 66	93	H	McNeese St.	59 72								

Non-Div I Games:

Houston

■ Loss,
 ■ Non-Conf, S Site,
 ■ Home
 ■ Away
 N Neutral

Houston Baptist

Through Games Of Sunday, January 8, 2012

Average RPI Win:	0	WON-LOST	WINNING	LAST 12	STRENGTH OF	OPP. STRENGTH	TEAM	ADJ.	CONF.	ADJ CONF.
Average RPI Loss:	205	RECORD	PCT. RANK	GAMES	SCHEDULE	OF SCHEDULE	RPI	RPI	RPI	RPI
DIV. I ONLY	0- 15	339	0- 12	264	317	338	338	33	33	
DIV. I NON-CONF.	0- 15	337	0- 12	274	328	339	339	33	33	
TOTALS	RPI 1-25	RPI 26-50	W-L RECORDS	RPI 51-100	RPI 101-150	RPI 150+				
0- 15	0- 0	0- 0	OVERALL	0- 2	0- 3	0- 10				
0- 6	0- 0	0- 0	HOME	0- 0	0- 2	0- 4				
0- 8	0- 0	0- 0	AWAY	0- 2	0- 1	0- 5				
0- 1	0- 0	0- 0	NEUTRAL	0- 0	0- 0	0- 1				
0- 15	0- 0	0- 0	NON-CONFERENCE	0- 2	0- 3	0- 10				
0- 6	0- 0	0- 0	HOME	0- 0	0- 2	0- 4				
0- 8	0- 0	0- 0	AWAY	0- 2	0- 1	0- 5				
0- 1	0- 0	0- 0	NEUTRAL	0- 0	0- 0	0- 1				
0- 0	0- 0	0- 0	CONFERENCE	0- 0	0- 0	0- 0				
0- 0	0- 0	0- 0	HOME	0- 0	0- 0	0- 0				
0- 0	0- 0	0- 0	AWAY	0- 0	0- 0	0- 0				
0- 0	0- 0	0- 0	NEUTRAL	0- 0	0- 0	0- 0				

RPI 1-25				RPI 26-50				RPI 51-100				RPI 101+				Team's RPI: 338	
RPI	S	Opponent	Score	RPI	S	Opponent	Score	RPI	S	Opponent	Score	RPI	S	Opponent	Score		
								80	A	Iowa St.	33	73	118	A	UMKC	45	92
								81	A	UTEP	53	82	135	H	Sam Houston St.	51	69
													143	H	Lamar	40	73
													162	H	Stephen F. Austin	39	53
													209	A	Navy	31	67
													222	N	George Washington	44	80
													224	A	Texas St.	61	86
													238	H	Vermont	47	60
													252	A	Rice	42	75
													267	H	New Mexico	38	65
													311	A	Texas-Arlington	61	78
													312	A	Houston	60	83
													314	H	A&M-Corpus Christi	45	65
LAST 12 Division I GAMES:																	
135	H	Sam Houston St.	51	69	143	H	Lamar	40	73								
311	A	Texas-Arlington	61	78	267	H	New Mexico	38	65								
224	A	Texas St.	61	86	312	A	Houston	60	83								
314	H	A&M-Corpus Christi	45	65	222	N	George Washington	44	80								
238	H	Vermont	47	60	209	A	Navy	31	67								
81	A	UTEP	53	82	162	H	Stephen F. Austin	39	53								

Non-Div I Games:

Houston Baptist

■ Loss,
 ■ Non-Conf,
 ■ S Site,
 ■ H Home
 ■ A Away
 N Neutral

Average RPI Win: 204	WON-LOST	WINNING	LAST 12	STRENGTH OF	OPP. STRENGTH	TEAM	ADJ.	CONF.	ADJ CONF.
Average RPI Loss: 89	RECORD	PCT. RANK	GAMES	SCHEDULE	OF SCHEDULE	RPI	RPI	RPI	RPI
DIV. I ONLY	10- 6	105	9- 3	137	93	69	69	27	27
DIV. I NON-CONF.	8- 5	109	7- 2	99	82	56	56	24	24
TOTALS	RPI 1-25	RPI 26-50	W-L RECORDS	RPI 51-100	RPI 101-150	RPI 150+			
10- 6	0- 2	0- 0	OVERALL	1- 2	2- 0	7- 2			
5- 0	0- 0	0- 0	HOME	0- 0	1- 0	4- 0			
4- 6	0- 2	0- 0	AWAY	1- 2	1- 0	2- 2			
1- 0	0- 0	0- 0	NEUTRAL	0- 0	0- 0	1- 0			
8- 5	0- 2	0- 0	NON-CONFERENCE	1- 1	1- 0	6- 2			
3- 0	0- 0	0- 0	HOME	0- 0	0- 0	3- 0			
4- 5	0- 2	0- 0	AWAY	1- 1	1- 0	2- 2			
1- 0	0- 0	0- 0	NEUTRAL	0- 0	0- 0	1- 0			
2- 1	0- 0	0- 0	CONFERENCE	0- 1	1- 0	1- 0			
2- 0	0- 0	0- 0	HOME	0- 0	1- 0	1- 0			
0- 1	0- 0	0- 0	AWAY	0- 1	0- 0	0- 0			
0- 0	0- 0	0- 0	NEUTRAL	0- 0	0- 0	0- 0			

RPI 1-25				RPI 26-50				RPI 51-100 Team's RPI: 69				RPI 101+			
RPI	S	Opponent	Score	RPI	S	Opponent	Score	RPI	S	Opponent	Score	RPI	S	Opponent	Score
2	A	Baylor	28 82					57	A	St. John's (NY)	48 63	109	A	Seton Hall	63 44
15	A	Ohio St.	50 73					60	A	Hampton	40 63	133	H	Coppin St.	63 52
								97	A	Wake Forest	63 59	173	H	Buffalo	81 57
												191	N	Detroit	60 58
												199	A	Loyola Maryland	56 62
												201	A	Akron	63 64
												209	H	Navy	60 50
												221	A	Mt. St. Mary's	67 55
												265	A	Fairleigh Dickinson	66 56
												317	H	Delaware St.	59 49
												321	H	NJIT	58 31
LAST 12 Division I GAMES:															
60	A	Hampton	40 63	265	A	Fairleigh Dickinson	66 56								
321	H	NJIT	58 31	109	A	Seton Hall	63 44								
221	A	Mt. St. Mary's	67 55	173	H	Buffalo	81 57								
133	H	Coppin St.	63 52	97	A	Wake Forest	63 59								
57	A	St. John's (NY)	48 63	209	H	Navy	60 50								
199	A	Loyola Maryland	56 62	317	H	Delaware St.	59 49								

Non-Div I Games:

Howard

Average RPI Win:	184	WON-LOST	WINNING	LAST 12	STRENGTH OF	OPP. STRENGTH	TEAM	ADJ.	CONF.	ADJ CONF.
Average RPI Loss:	144	RECORD	PCT. RANK	GAMES	SCHEDULE	OF SCHEDULE	RPI	RPI	RPI	RPI
DIV. I ONLY	4- 10	269	4- 7	133	189	257	257	17	17	
DIV. I NON-CONF.	1- 8	318	1- 5	104	179	249	249	11	11	
TOTALS	RPI 1-25	RPI 26-50	W-L RECORDS	RPI 51-100	RPI 101-150	RPI 150+				
4- 10	0- 1	0- 0	OVERALL	0- 2	2- 2	2- 5				
4- 3	0- 0	0- 0	HOME	0- 1	2- 0	2- 2				
0- 7	0- 1	0- 0	AWAY	0- 1	0- 2	0- 3				
0- 0	0- 0	0- 0	NEUTRAL	0- 0	0- 0	0- 0				
1- 8	0- 1	0- 0	NON-CONFERENCE	0- 2	0- 1	1- 4				
1- 3	0- 0	0- 0	HOME	0- 1	0- 0	1- 2				
0- 5	0- 1	0- 0	AWAY	0- 1	0- 1	0- 2				
0- 0	0- 0	0- 0	NEUTRAL	0- 0	0- 0	0- 0				
3- 2	0- 0	0- 0	CONFERENCE	0- 0	2- 1	1- 1				
3- 0	0- 0	0- 0	HOME	0- 0	2- 0	1- 0				
0- 2	0- 0	0- 0	AWAY	0- 0	0- 1	0- 1				
0- 0	0- 0	0- 0	NEUTRAL	0- 0	0- 0	0- 0				

RPI 1-25				RPI 26-50				RPI 51-100				RPI 101+				Team's RPI: 257
RPI	S	Opponent	Score	RPI	S	Opponent	Score	RPI	S	Opponent	Score	RPI	S	Opponent	Score	
22	A	Purdue	36 73					60	H	Hampton	62 79	102	A	South Dakota St.	58 81	
								70	A	Michigan St.	56 62	103	A	Cincinnati	42 74	
												111	H	South Dakota	65 63	
												118	H	UMKC	82 76	
												167	H	SIU Edwardsville	57 72	
												182	H	Youngstown St.	81 91	
												191	A	Detroit	60 90	
												239	H	Butler	68 60	
												245	A	North Dakota St.	70 77	
												268	H	Western Ill.	73 54	
												298	A	Valparaiso	43 64	
LAST 12 Division I GAMES:																
268	H	Western Ill.	73 54	22	A	Purdue	36 73	191	A	Detroit	60 90	111	H	South Dakota	65 63	
102	A	South Dakota St.	58 81	167	H	SIU Edwardsville	57 72	298	A	Valparaiso	43 64	118	H	UMKC	82 76	
245	A	North Dakota St.	70 77	268	H	Western Ill.	73 54	111	H	South Dakota	65 63					
60	H	Hampton	62 79													
239	H	Butler	68 60													
70	A	Michigan St.	56 62													

Non-Div I Games: Grace (IN) 71 54

IPFW

■ Loss,
 ■ Non-Conf, S Site,
 ■ Home
 ■ Away
 N Neutral

IUPUI				Through Games Of Sunday, January 8, 2012						
Average RPI Win:	240	WON-LOST	WINNING	LAST 12	STRENGTH OF	OPP. STRENGTH	TEAM	ADJ.	CONF.	ADJ CONF.
Average RPI Loss:	162	RECORD	PCT. RANK	GAMES	SCHEDULE	OF SCHEDULE	RPI	RPI	RPI	RPI
DIV. I ONLY	4- 10	269	2- 8	277	181	304	304	17	17	
DIV. I NON-CONF.	3- 7	260	1- 5	220	194	286	286	11	11	

TOTALS	RPI 1-25	RPI 26-50		W-L RECORDS		RPI 51-100	RPI 101-150	RPI 150+		
4- 10	0- 1	0- 1		OVERALL		0- 0	1- 3	3- 5		
2- 4	0- 0	0- 0		HOME		0- 0	0- 2	2- 2		
0- 6	0- 1	0- 1		AWAY		0- 0	0- 1	0- 3		
2- 0	0- 0	0- 0		NEUTRAL		0- 0	1- 0	1- 0		
3- 7	0- 1	0- 1		NON-CONFERENCE		0- 0	1- 2	2- 3		
1- 2	0- 0	0- 0		HOME		0- 0	0- 1	1- 1		
0- 5	0- 1	0- 1		AWAY		0- 0	0- 1	0- 2		
2- 0	0- 0	0- 0		NEUTRAL		0- 0	1- 0	1- 0		
1- 3	0- 0	0- 0		CONFERENCE		0- 0	0- 1	1- 2		
1- 2	0- 0	0- 0		HOME		0- 0	0- 1	1- 1		
0- 1	0- 0	0- 0		AWAY		0- 0	0- 0	0- 1		
0- 0	0- 0	0- 0		NEUTRAL		0- 0	0- 0	0- 0		

RPI 1-25				RPI 26-50				RPI 51-100				RPI 101+ Team's RPI: 304			
RPI	S	Opponent	Score	RPI	S	Opponent	Score	RPI	S	Opponent	Score	RPI	S	Opponent	Score
22	A	Purdue	45 75	36	A	Kansas	50 71					102	H	South Dakota St.	63 74
												121	H	Eastern Ill.	49 64
												138	A	Indiana St.	40 65
												143	N	Lamar	61 34
												194	H	Indiana	64 65
												200	A	Oakland	50 54
												232	N	Fla. Atlantic	74 64
												239	A	Butler	50 58
												245	H	North Dakota St.	49 39
												268	H	Western Ill.	60 65
												301	A	Southern Ill.	63 77
												340	H	St. Francis (NY)	75 56
LAST 12 Division I GAMES:															
200	A	Oakland	50 54	121	H	Eastern Ill.	49 64								
268	H	Western Ill.	60 65	194	H	Indiana	64 65								
239	A	Butler	50 58	301	A	Southern Ill.	63 77								
36	A	Kansas	50 71	102	H	South Dakota St.	63 74								
232	N	Fla. Atlantic	74 64	245	H	North Dakota St.	49 39								
138	A	Indiana St.	40 65	143	N	Lamar	61 34								

Non-Div I Games: Marygrove 82 43 Trine 79 24

IUPUI

■ Loss,
 ■ Non-Conf, S Site,
 ■ Home
 ■ Away
 N Neutral

Idaho

Through Games Of Sunday, January 8, 2012

Average RPI Win:	294	WON-LOST	WINNING	LAST 12	STRENGTH OF	OPP. STRENGTH	TEAM	ADJ.	CONF.	ADJ CONF.
Average RPI Loss:	185	RECORD	PCT. RANK	GAMES	SCHEDULE	OF SCHEDULE	RPI	RPI	RPI	RPI
DIV. I ONLY	3- 11	294	3- 8	247	311	316	316	26	26	
DIV. I NON-CONF.	3- 11	286	3- 8	255	321	317	317	28	28	
TOTALS	RPI 1-25	RPI 26-50	W-L RECORDS	RPI 51-100	RPI 101-150	RPI 150+				
3- 11	0- 0	0- 1	OVERALL	0- 1	0- 3	3- 6				
1- 5	0- 0	0- 1	HOME	0- 0	0- 1	1- 3				
0- 4	0- 0	0- 0	AWAY	0- 1	0- 1	0- 2				
2- 2	0- 0	0- 0	NEUTRAL	0- 0	0- 1	2- 1				
3- 11	0- 0	0- 1	NON-CONFERENCE	0- 1	0- 3	3- 6				
1- 5	0- 0	0- 1	HOME	0- 0	0- 1	1- 3				
0- 4	0- 0	0- 0	AWAY	0- 1	0- 1	0- 2				
2- 2	0- 0	0- 0	NEUTRAL	0- 0	0- 1	2- 1				
0- 0	0- 0	0- 0	CONFERENCE	0- 0	0- 0	0- 0				
0- 0	0- 0	0- 0	HOME	0- 0	0- 0	0- 0				
0- 0	0- 0	0- 0	AWAY	0- 0	0- 0	0- 0				
0- 0	0- 0	0- 0	NEUTRAL	0- 0	0- 0	0- 0				

RPI	S	Opponent	Score	RPI	S	Opponent	Score	RPI	S	Opponent	Score	RPI	S	Opponent	Score	Team's RPI: 316
27	H	Gonzaga	42 91	91	A	Colorado	59 68	117	H	Washington	49 66	126	N	Pepperdine	48 57	
								148	A	Eastern Wash.	61 76	168	H	Seattle	72 80	
								215	A	Montana	57 64	274	A	North Dakota	54 84	
								274	H	North Dakota	68 78	274	N	North Dakota	53 50	
								290	N	Morehead St.	71 45	295	H	UC Riverside	57 70	
								302	N	Southern Miss.	62 63	318	H	Wyoming	65 59	
LAST 12 Division I GAMES:																
168	H	Seattle	72 80	274	N	North Dakota	53 50									
274	H	North Dakota	68 78	148	A	Eastern Wash.	61 76									
302	N	Southern Miss.	62 63	318	H	Wyoming	65 59									
290	N	Morehead St.	71 45	295	H	UC Riverside	57 70									
126	N	Pepperdine	48 57	91	A	Colorado	59 68									
215	A	Montana	57 64	117	H	Washington	49 66									

Non-Div I Games: Carroll (MT) 63 40 Corban 77 74

Idaho

Loss, Non-Conf, S Site, H Home A Away N Neutral

Average RPI Win:	192	WON-LOST	WINNING	LAST 12	STRENGTH OF	OPP. STRENGTH	TEAM	ADJ.	CONF.	ADJ CONF.
Average RPI Loss:	135	RECORD	PCT. RANK	GAMES	SCHEDULE	OF SCHEDULE	RPI	RPI	RPI	RPI
DIV. I ONLY	9- 5	94	7- 3	58	308	75	75	19	19	
DIV. I NON-CONF.	6- 5	140	4- 3	63	323	70	70	19	19	

TOTALS	RPI 1-25	RPI 26-50	W-L RECORDS	RPI 51-100	RPI 101-150	RPI 150+				
9- 5	0- 0	0- 1	OVERALL	1- 1	2- 2	6- 1				
3- 1	0- 0	0- 0	HOME	0- 0	1- 1	2- 0				
3- 3	0- 0	0- 0	AWAY	0- 1	0- 1	3- 1				
3- 1	0- 0	0- 1	NEUTRAL	1- 0	1- 0	1- 0				
6- 5	0- 0	0- 1	NON-CONFERENCE	1- 1	1- 2	4- 1				
2- 1	0- 0	0- 0	HOME	0- 0	0- 1	2- 0				
1- 3	0- 0	0- 0	AWAY	0- 1	0- 1	1- 1				
3- 1	0- 0	0- 1	NEUTRAL	1- 0	1- 0	1- 0				
3- 0	0- 0	0- 0	CONFERENCE	0- 0	1- 0	2- 0				
1- 0	0- 0	0- 0	HOME	0- 0	1- 0	0- 0				
2- 0	0- 0	0- 0	AWAY	0- 0	0- 0	2- 0				
0- 0	0- 0	0- 0	NEUTRAL	0- 0	0- 0	0- 0				

RPI 1-25				RPI 26-50				RPI 51-100				Team's RPI: 75	RPI 101+			
RPI	S	Opponent	Score	RPI	S	Opponent	Score	RPI	S	Opponent	Score		RPI	S	Opponent	Score
				34	N	Tulane	37 45	63	N	Chattanooga	65 62		111	H	South Dakota	54 66
								81	A	UTEP	63 79		113	N	South Fla.	76 63
													136	A	Utah	31 56
													149	H	Northern Colo.	57 52
													154	A	Montana St.	59 58
													160	H	Utah St.	67 65
													215	A	Montana	58 51
													231	H	Boise St.	84 75
													307	A	New Mexico St.	59 42
													315	A	Utah Valley	59 68
													335	N	Jackson St.	47 36
LAST 12 Division I GAMES:																
				215	A	Montana	58 51					111	H	South Dakota	54 66	
				154	A	Montana St.	59 58					160	H	Utah St.	67 65	
				149	H	Northern Colo.	57 52					136	A	Utah	31 56	
				63	N	Chattanooga	65 62					335	N	Jackson St.	47 36	
				315	A	Utah Valley	59 68					113	N	South Fla.	76 63	
				231	H	Boise St.	84 75					34	N	Tulane	37 45	

Non-Div I Games: Okla. Panhandle 90 48 Great Falls 86 42

Idaho St.

■ Loss,
■ Non-Conf,
■ S Site,
■ H Home
■ A Away
N Neutral

Average RPI Win:	215	WON-LOST	WINNING	LAST 12	STRENGTH OF	OPP. STRENGTH	TEAM	ADJ.	CONF.	ADJ CONF.
Average RPI Loss:	137	RECORD	PCT. RANK	GAMES	SCHEDULE	OF SCHEDULE	RPI	RPI	RPI	RPI
DIV. I ONLY	7- 6	151	4- 6	151	266	155	155	15	15	
DIV. I NON-CONF.	5- 4	135	2- 4	230	285	199	199	17	17	
TOTALS	RPI 1-25	RPI 26-50	W-L RECORDS	RPI 51-100	RPI 101-150	RPI 150+				
7- 6	0- 1	0- 0	OVERALL	0- 0	2- 2	5- 3				
5- 2	0- 0	0- 0	HOME	0- 0	2- 1	3- 1				
2- 4	0- 1	0- 0	AWAY	0- 0	0- 1	2- 2				
0- 0	0- 0	0- 0	NEUTRAL	0- 0	0- 0	0- 0				
5- 4	0- 0	0- 0	NON-CONFERENCE	0- 0	2- 2	3- 2				
4- 1	0- 0	0- 0	HOME	0- 0	2- 1	2- 0				
1- 3	0- 0	0- 0	AWAY	0- 0	0- 1	1- 2				
0- 0	0- 0	0- 0	NEUTRAL	0- 0	0- 0	0- 0				
2- 2	0- 1	0- 0	CONFERENCE	0- 0	0- 0	2- 1				
1- 1	0- 0	0- 0	HOME	0- 0	0- 0	1- 1				
1- 1	0- 1	0- 0	AWAY	0- 0	0- 0	1- 0				
0- 0	0- 0	0- 0	NEUTRAL	0- 0	0- 0	0- 0				

RPI 1-25				RPI 26-50				RPI 51-100				RPI 101+ Team's RPI: 155			
RPI	S	Opponent	Score	RPI	S	Opponent	Score	RPI	S	Opponent	Score	RPI	S	Opponent	Score
17	A	Green Bay	63 80									121	H	Eastern Ill.	66 50
												138	H	Indiana St.	59 75
												144	H	Drake	61 48
												147	A	Illinois St.	56 77
												152	H	Wright St.	60 62
												167	A	SIU Edwardsville	57 63
												191	H	Detroit	66 59
												200	A	Oakland	45 48
												211	A	Milwaukee	67 41
												218	A	Northern Ill.	49 47
												297	H	Saint Louis	68 60
												325	H	Southeast Mo. St.	69 54
LAST 12 Division I GAMES:															
152	H	Wright St.	60 62	17	A	Green Bay	63 80	121	H	Eastern Ill.	66 50	200	A	Oakland	45 48
191	H	Detroit	66 59	218	A	Northern Ill.	49 47	138	H	Indiana St.	59 75	147	A	Illinois St.	56 77
211	A	Milwaukee	67 41												
167	A	SIU Edwardsville	57 63												
297	H	Saint Louis	68 60												
325	H	Southeast Mo. St.	69 54												

Non-Div I Games: Roosevelt 78 58 Central Methodist 67 46

Ill.-Chicago

Average RPI Win:	190	WON-LOST	WINNING	LAST 12	STRENGTH OF	OPP. STRENGTH	TEAM	ADJ.	CONF.	ADJ CONF.
Average RPI Loss:	57	RECORD	PCT. RANK	GAMES	SCHEDULE	OF SCHEDULE	RPI	RPI	RPI	RPI
DIV. I ONLY	6- 11	244	4- 8	13	84	98	98	4	4	
DIV. I NON-CONF.	6- 7	181	4- 4	6	175	91	91	3	3	
TOTALS	RPI 1-25	RPI 26-50	W-L RECORDS	RPI 51-100	RPI 101-150	RPI 150+				
6- 11	0- 4	0- 2	OVERALL	0- 3	2- 2	4- 0				
2- 4	0- 2	0- 1	HOME	0- 0	1- 1	1- 0				
3- 3	0- 0	0- 1	AWAY	0- 1	1- 1	2- 0				
1- 4	0- 2	0- 0	NEUTRAL	0- 2	0- 0	1- 0				
6- 7	0- 2	0- 2	NON-CONFERENCE	0- 2	2- 1	4- 0				
2- 1	0- 0	0- 1	HOME	0- 0	1- 0	1- 0				
3- 2	0- 0	0- 1	AWAY	0- 0	1- 1	2- 0				
1- 4	0- 2	0- 0	NEUTRAL	0- 2	0- 0	1- 0				
0- 4	0- 2	0- 0	CONFERENCE	0- 1	0- 1	0- 0				
0- 3	0- 2	0- 0	HOME	0- 0	0- 1	0- 0				
0- 1	0- 0	0- 0	AWAY	0- 1	0- 0	0- 0				
0- 0	0- 0	0- 0	NEUTRAL	0- 0	0- 0	0- 0				

RPI 1-25				RPI 26-50				RPI 51-100 Team's RPI: 98				RPI 101+			
RPI	S	Opponent	Score	RPI	S	Opponent	Score	RPI	S	Opponent	Score	RPI	S	Opponent	Score
14	H	Michigan	50 70	32	H	South Carolina	52 71	54	N	Dayton	66 80	101	H	Memphis	62 54
17	N	Green Bay	62 82	48	A	California	56 80	62	A	Iowa	62 69	132	H	Wisconsin	67 70
20	N	Texas Tech	64 70					79	N	Arizona St.	50 51	146	A	Oregon	74 77
22	H	Purdue	63 64									147	A	Illinois St.	66 56
												154	N	Montana St.	68 56
												193	H	Alabama A&M	83 65
												261	A	Clemson	61 50
												286	A	Cleveland St.	72 42
LAST 12 Division I GAMES:															
132	H	Wisconsin	67 70	14	H	Michigan	50 70	193	H	Alabama A&M	83 65				
62	A	Iowa	62 69	54	N	Dayton	66 80	20	N	Texas Tech	64 70				
22	H	Purdue	63 64	154	N	Montana St.	68 56	147	A	Illinois St.	66 56				
261	A	Clemson	61 50												
79	N	Arizona St.	50 51												
17	N	Green Bay	62 82												

Non-Div I Games:

Illinois

Average RPI Win:	238	WON-LOST	WINNING	LAST 12	STRENGTH OF	OPP. STRENGTH	TEAM	ADJ.	CONF.	ADJ CONF.
Average RPI Loss:	74	RECORD	PCT. RANK	GAMES	SCHEDULE	OF SCHEDULE	RPI	RPI	RPI	RPI
DIV. I ONLY	7- 7	171	6- 6	136	80	147	147	10	10	
DIV. I NON-CONF.	5- 6	188	4- 5	74	44	112	112	10	10	
TOTALS	RPI 1-25	RPI 26-50	W-L RECORDS	RPI 51-100	RPI 101-150	RPI 150+				
7- 7	0- 2	0- 0	OVERALL	0- 3	0- 2	7- 0				
5- 2	0- 1	0- 0	HOME	0- 1	0- 0	5- 0				
1- 5	0- 1	0- 0	AWAY	0- 2	0- 2	1- 0				
1- 0	0- 0	0- 0	NEUTRAL	0- 0	0- 0	1- 0				
5- 6	0- 2	0- 0	NON-CONFERENCE	0- 3	0- 1	5- 0				
3- 2	0- 1	0- 0	HOME	0- 1	0- 0	3- 0				
1- 4	0- 1	0- 0	AWAY	0- 2	0- 1	1- 0				
1- 0	0- 0	0- 0	NEUTRAL	0- 0	0- 0	1- 0				
2- 1	0- 0	0- 0	CONFERENCE	0- 0	0- 1	2- 0				
2- 0	0- 0	0- 0	HOME	0- 0	0- 0	2- 0				
0- 1	0- 0	0- 0	AWAY	0- 0	0- 1	0- 0				
0- 0	0- 0	0- 0	NEUTRAL	0- 0	0- 0	0- 0				

RPI 1-25				RPI 26-50				RPI 51-100				RPI 101+ Team's RPI: 147			
RPI	S	Opponent	Score	RPI	S	Opponent	Score	RPI	S	Opponent	Score	RPI	S	Opponent	Score
14	A	Michigan	59 76					51	A	Northwestern	62 69	121	A	Eastern Ill.	69 83
19	H	DePaul	54 73					79	A	Arizona St.	54 77	138	A	Indiana St.	53 67
								98	H	Illinois	56 66	155	H	Ill.-Chicago	77 56
												198	H	Western Ky.	71 45
												218	H	Northern Ill.	81 62
												258	A	Ball St.	63 52
												260	N	Arkansas St.	78 50
												276	H	Evansville	62 49
												301	H	Southern Ill.	75 51
LAST 12 Division I GAMES:															
138	A	Indiana St.	53 67	14	A	Michigan	59 76								
276	H	Evansville	62 49	19	H	DePaul	54 73								
301	H	Southern Ill.	75 51	198	H	Western Ky.	71 45								
155	H	Ill.-Chicago	77 56	98	H	Illinois	56 66								
218	H	Northern Ill.	81 62	79	A	Arizona St.	54 77								
121	A	Eastern Ill.	69 83	260	N	Arkansas St.	78 50								

Non-Div I Games:

Illinois St.

Indiana

Through Games Of Sunday, January 8, 2012

Average RPI Win:	299	WON-LOST	WINNING	LAST 12	STRENGTH OF	OPP. STRENGTH	TEAM	ADJ.	CONF.	ADJ CONF.
Average RPI Loss:	80	RECORD	PCT. RANK	GAMES	SCHEDULE	OF SCHEDULE	RPI	RPI	RPI	RPI
DIV. I ONLY	5- 12	267	3- 9	66	162	194	194	4	4	
DIV. I NON-CONF.	5- 8	220	3- 5	143	191	236	236	3	3	
TOTALS	RPI 1-25	RPI 26-50	W-L RECORDS	RPI 51-100	RPI 101-150	RPI 150+				
5- 12	0- 0	0- 4	OVERALL	0- 5	0- 2	5- 1				
2- 5	0- 0	0- 1	HOME	0- 2	0- 1	2- 1				
2- 6	0- 0	0- 3	AWAY	0- 3	0- 0	2- 0				
1- 1	0- 0	0- 0	NEUTRAL	0- 0	0- 1	1- 0				
5- 8	0- 0	0- 3	NON-CONFERENCE	0- 2	0- 2	5- 1				
2- 3	0- 0	0- 1	HOME	0- 0	0- 1	2- 1				
2- 4	0- 0	0- 2	AWAY	0- 2	0- 0	2- 0				
1- 1	0- 0	0- 0	NEUTRAL	0- 0	0- 1	1- 0				
0- 4	0- 0	0- 1	CONFERENCE	0- 3	0- 0	0- 0				
0- 2	0- 0	0- 0	HOME	0- 2	0- 0	0- 0				
0- 2	0- 0	0- 1	AWAY	0- 1	0- 0	0- 0				
0- 0	0- 0	0- 0	NEUTRAL	0- 0	0- 0	0- 0				

RPI S	Opponent	Score	RPI S	Opponent	Score	RPI S	Opponent	Score	RPI S	Opponent	Score	Team's RPI: 194
			31 A	Nebraska	48 62	51 H	Northwestern	61 69	112 H	Toledo	58 69	
			35 A	Virginia	49 65	58 A	Miami (OH)	72 77	145 N	Pittsburgh	72 77	
			41 A	St. Bonaventure	45 65	65 A	Central Ark.	46 58	218 H	Northern Ill.	59 60	
			43 H	Oklahoma St.	72 83	70 H	Michigan St.	49 63	248 N	Colorado St.	47 39	
						95 A	Minnesota	43 84	304 A	IUPUI	65 64	
									310 A	Belmont	63 52	
									314 H	A&M-Corpus Christi	80 58	
									319 H	Murray St.	70 67	
LAST 12 Division I GAMES:												
			51 H	Northwestern	61 69	70 H	Michigan St.	49 63				
			31 A	Nebraska	48 62	314 H	A&M-Corpus Christi	80 58				
			95 A	Minnesota	43 84	248 N	Colorado St.	47 39				
			41 A	St. Bonaventure	45 65	145 N	Pittsburgh	72 77				
			43 H	Oklahoma St.	72 83	218 H	Northern Ill.	59 60				
			35 A	Virginia	49 65	304 A	IUPUI	65 64				

Non-Div I Games:

Indiana

■ Loss,
 ■ Non-Conf,
 ■ S Site,
 ■ H Home
 ■ A Away
 N Neutral

Average RPI Win:	228	WON-LOST	WINNING	LAST 12	STRENGTH OF	OPP. STRENGTH	TEAM	ADJ.	CONF.	ADJ CONF.
Average RPI Loss:	122	RECORD	PCT. RANK	GAMES	SCHEDULE	OF SCHEDULE	RPI	RPI	RPI	RPI
DIV. I ONLY	9- 6	115	8- 4	205	167	138	138	10	10	
DIV. I NON-CONF.	6- 6	162	5- 4	144	168	114	114	10	10	
TOTALS	RPI 1-25	RPI 26-50	W-L RECORDS	RPI 51-100	RPI 101-150	RPI 150+				
9- 6	0- 2	0- 0	OVERALL	0- 1	2- 1	7- 2				
7- 1	0- 0	0- 0	HOME	0- 1	2- 0	5- 0				
2- 5	0- 2	0- 0	AWAY	0- 0	0- 1	2- 2				
0- 0	0- 0	0- 0	NEUTRAL	0- 0	0- 0	0- 0				
6- 6	0- 2	0- 0	NON-CONFERENCE	0- 1	1- 1	5- 2				
4- 1	0- 0	0- 0	HOME	0- 1	1- 0	3- 0				
2- 5	0- 2	0- 0	AWAY	0- 0	0- 1	2- 2				
0- 0	0- 0	0- 0	NEUTRAL	0- 0	0- 0	0- 0				
3- 0	0- 0	0- 0	CONFERENCE	0- 0	1- 0	2- 0				
3- 0	0- 0	0- 0	HOME	0- 0	1- 0	2- 0				
0- 0	0- 0	0- 0	AWAY	0- 0	0- 0	0- 0				
0- 0	0- 0	0- 0	NEUTRAL	0- 0	0- 0	0- 0				

RPI 1-25				RPI 26-50				RPI 51-100				RPI 101+ Team's RPI: 138			
RPI	S	Opponent	Score	RPI	S	Opponent	Score	RPI	S	Opponent	Score	RPI	S	Opponent	Score
7	A	Notre Dame	34 99					63	H	Chattanooga	54 75	120	H	UT Martin	66 55
14	A	Michigan	44 72									121	A	Eastern Ill.	60 75
												147	H	Illinois St.	67 53
												155	A	Ill.-Chicago	75 59
												191	H	Detroit	64 62
												218	A	Northern Ill.	43 47
												239	H	Butler	49 46
												276	H	Evansville	73 54
												301	H	Southern Ill.	72 66
												304	H	IUPUI	65 40
												310	A	Belmont	59 69
												323	A	Chicago St.	67 59
LAST 12 Division I GAMES:															
147	H	Illinois St.	67 53	218	A	Northern Ill.	43 47								
301	H	Southern Ill.	72 66	323	A	Chicago St.	67 59								
276	H	Evansville	73 54	14	A	Michigan	44 72								
120	H	UT Martin	66 55	121	A	Eastern Ill.	60 75								
310	A	Belmont	59 69	239	H	Butler	49 46								
304	H	IUPUI	65 40	155	A	Ill.-Chicago	75 59								

Non-Div I Games:

Indiana St.

Average RPI Win:	261	WON-LOST	WINNING	LAST 12	STRENGTH OF	OPP. STRENGTH	TEAM	ADJ.	CONF.	ADJ CONF.
Average RPI Loss:	128	RECORD	PCT. RANK	GAMES	SCHEDULE	OF SCHEDULE	RPI	RPI	RPI	RPI
DIV. I ONLY	6- 8	204	5- 7	181	237	175	175	22	22	
DIV. I NON-CONF.	4- 7	228	3- 6	136	184	161	161	21	21	
TOTALS	RPI 1-25	RPI 26-50	W-L RECORDS	RPI 51-100	RPI 101-150	RPI 150+				
6- 8	0- 2	0- 0	OVERALL	0- 2	0- 2	6- 2				
4- 1	0- 1	0- 0	HOME	0- 0	0- 0	4- 0				
2- 7	0- 1	0- 0	AWAY	0- 2	0- 2	2- 2				
0- 0	0- 0	0- 0	NEUTRAL	0- 0	0- 0	0- 0				
4- 7	0- 2	0- 0	NON-CONFERENCE	0- 2	0- 1	4- 2				
3- 1	0- 1	0- 0	HOME	0- 0	0- 0	3- 0				
1- 6	0- 1	0- 0	AWAY	0- 2	0- 1	1- 2				
0- 0	0- 0	0- 0	NEUTRAL	0- 0	0- 0	0- 0				
2- 1	0- 0	0- 0	CONFERENCE	0- 0	0- 1	2- 0				
1- 0	0- 0	0- 0	HOME	0- 0	0- 0	1- 0				
1- 1	0- 0	0- 0	AWAY	0- 0	0- 1	1- 0				
0- 0	0- 0	0- 0	NEUTRAL	0- 0	0- 0	0- 0				

RPI 1-25				RPI 26-50				RPI 51-100				RPI 101+ Team's RPI: 175			
RPI	S	Opponent	Score	RPI	S	Opponent	Score	RPI	S	Opponent	Score	RPI	S	Opponent	Score
10	A	Rutgers	29 62					58	A	Miami (OH)	77 92	112	A	Toledo	42 54
16	H	Villanova	47 76					92	A	Marquette	44 93	116	A	Fairfield	58 62
												203	A	Bryant	66 53
												246	H	Stony Brook	52 48
												253	A	Niagara	71 61
												255	H	Long Beach St.	78 73
												279	H	N.C. A&T	85 69
												309	A	Colgate	50 75
												314	A	A&M-Corpus Christi	68 77
												327	H	Siena	87 71
LAST 12 Division I GAMES:															
253	A	Niagara	71 61	309	A	Colgate	50 75								
327	H	Siena	87 71	10	A	Rutgers	29 62								
116	A	Fairfield	58 62	92	A	Marquette	44 93								
314	A	A&M-Corpus Christi	68 77	58	A	Miami (OH)	77 92								
246	H	Stony Brook	52 48	112	A	Toledo	42 54								
203	A	Bryant	66 53	255	H	Long Beach St.	78 73								

Non-Div I Games:

Iona

Average RPI Win:	138	WON-LOST	WINNING	LAST 12	STRENGTH OF	OPP. STRENGTH	TEAM	ADJ.	CONF.	ADJ CONF.
Average RPI Loss:	52	RECORD	PCT. RANK	GAMES	SCHEDULE	OF SCHEDULE	RPI	RPI	RPI	RPI
DIV. I ONLY	10- 7	123	6- 6	32	33	62	62	4	4	
DIV. I NON-CONF.	8- 5	109	4- 4	58	42	83	83	3	3	
TOTALS	RPI 1-25	RPI 26-50	W-L RECORDS	RPI 51-100	RPI 101-150	RPI 150+				
10- 7	0- 3	0- 1	OVERALL	3- 2	4- 1	3- 0				
8- 2	0- 0	0- 1	HOME	2- 1	3- 0	3- 0				
1- 4	0- 2	0- 0	AWAY	0- 1	1- 1	0- 0				
1- 1	0- 1	0- 0	NEUTRAL	1- 0	0- 0	0- 0				
8- 5	0- 2	0- 0	NON-CONFERENCE	1- 2	4- 1	3- 0				
6- 1	0- 0	0- 0	HOME	0- 1	3- 0	3- 0				
1- 3	0- 1	0- 0	AWAY	0- 1	1- 1	0- 0				
1- 1	0- 1	0- 0	NEUTRAL	1- 0	0- 0	0- 0				
2- 2	0- 1	0- 1	CONFERENCE	2- 0	0- 0	0- 0				
2- 1	0- 0	0- 1	HOME	2- 0	0- 0	0- 0				
0- 1	0- 1	0- 0	AWAY	0- 0	0- 0	0- 0				
0- 0	0- 0	0- 0	NEUTRAL	0- 0	0- 0	0- 0				

RPI 1-25				RPI 26-50				RPI 51-100				RPI 101+			
RPI	S	Opponent	Score	RPI	S	Opponent	Score	RPI	S	Opponent	Score	RPI	S	Opponent	Score
8	N	Texas A&M	58 74	31	H	Nebraska	72 77	51	H	Northwestern	86 55	110	H	Albany (NY)	82 60
9	A	Kansas St.	78 81					57	N	St. John's (NY)	60 52	134	A	Bradley	88 96
15	A	Ohio St.	71 84					80	A	Iowa St.	54 62	137	A	UNI	78 74
								85	H	UNLV	59 69	141	H	Harvard	90 81
								98	H	Illinois	69 62	144	H	Drake	71 46
												174	H	Virginia Tech	58 47
												204	H	Mississippi Val.	86 80
												268	H	Western Ill.	98 45
LAST 12 Division I GAMES:															
				31	H	Nebraska	72 77	51	H	Northwestern	86 55				
				98	H	Illinois	69 62	204	H	Mississippi Val.	86 80				
				15	A	Ohio St.	71 84	144	H	Drake	71 46				
				9	A	Kansas St.	78 81	134	A	Bradley	88 96				
				174	H	Virginia Tech	58 47	268	H	Western Ill.	98 45				
				8	N	Texas A&M	58 74	80	A	Iowa St.	54 62				

Non-Div I Games:

Iowa

Average RPI Win:	197	WON-LOST	WINNING	LAST 12	STRENGTH OF	OPP. STRENGTH	TEAM	ADJ.	CONF.	ADJ CONF.
Average RPI Loss:	25	RECORD	PCT. RANK	GAMES	SCHEDULE	OF SCHEDULE	RPI	RPI	RPI	RPI
DIV. I ONLY	9- 4	76	8- 4	124	35	80	80	1	1	
DIV. I NON-CONF.	9- 2	38	8- 2	224	63	127	127	1	1	
TOTALS	RPI 1-25	RPI 26-50	W-L RECORDS	RPI 51-100	RPI 101-150	RPI 150+				
9- 4	0- 2	0- 2	OVERALL	1- 0	2- 0	6- 0				
7- 1	0- 1	0- 0	HOME	1- 0	1- 0	5- 0				
1- 2	0- 1	0- 1	AWAY	0- 0	1- 0	0- 0				
1- 1	0- 0	0- 1	NEUTRAL	0- 0	0- 0	1- 0				
9- 2	0- 1	0- 1	NON-CONFERENCE	1- 0	2- 0	6- 0				
7- 0	0- 0	0- 0	HOME	1- 0	1- 0	5- 0				
1- 1	0- 1	0- 0	AWAY	0- 0	1- 0	0- 0				
1- 1	0- 0	0- 1	NEUTRAL	0- 0	0- 0	1- 0				
0- 2	0- 1	0- 1	CONFERENCE	0- 0	0- 0	0- 0				
0- 1	0- 1	0- 0	HOME	0- 0	0- 0	0- 0				
0- 1	0- 0	0- 1	AWAY	0- 0	0- 0	0- 0				
0- 0	0- 0	0- 0	NEUTRAL	0- 0	0- 0	0- 0				

RPI 1-25				RPI 26-50				RPI 51-100				Team's RPI: 80		RPI 101+			
RPI	S	Opponent	Score	RPI	S	Opponent	Score	RPI	S	Opponent	Score			RPI	S	Opponent	Score
2	H	Baylor	45 57	37	N	Penn St.	59 66	62	H	Iowa	62 54			137	H	UNI	84 57
14	A	Michigan	49 56	45	A	Oklahoma	51 80							144	A	Drake	71 64
														173	H	Buffalo	65 45
														184	H	New Hampshire	71 57
														204	H	Mississippi Val.	77 47
														239	N	Butler	64 44
														292	H	Northern Ariz.	65 41
														338	H	Houston Baptist	73 33
LAST 12 Division I GAMES:																	
2	H	Baylor	45 57	184	H	New Hampshire	71 57										
45	A	Oklahoma	51 80	137	H	UNI	84 57										
173	H	Buffalo	65 45	204	H	Mississippi Val.	77 47										
37	N	Penn St.	59 66	62	H	Iowa	62 54										
292	H	Northern Ariz.	65 41	14	A	Michigan	49 56										
144	A	Drake	71 64	239	N	Butler	64 44										

Average RPI Win:	265	WON-LOST	WINNING	LAST 12	STRENGTH OF	OPP. STRENGTH	TEAM	ADJ.	CONF.	ADJ CONF.
Average RPI Loss:	261	RECORD	PCT. RANK	GAMES	SCHEDULE	OF SCHEDULE	RPI	RPI	RPI	RPI
DIV. I ONLY	3- 7	265	3- 7	340	326	335	335	31	31	
DIV. I NON-CONF.	2- 5	265	2- 5	341	317	338	338	23	23	
TOTALS	RPI 1-25	RPI 26-50	W-L RECORDS	RPI 51-100	RPI 101-150	RPI 150+				
3- 7	0- 0	0- 0	OVERALL	0- 1	0- 0	3- 6				
2- 1	0- 0	0- 0	HOME	0- 0	0- 0	2- 1				
1- 5	0- 0	0- 0	AWAY	0- 0	0- 0	1- 5				
0- 1	0- 0	0- 0	NEUTRAL	0- 1	0- 0	0- 0				
2- 5	0- 0	0- 0	NON-CONFERENCE	0- 1	0- 0	2- 4				
1- 0	0- 0	0- 0	HOME	0- 0	0- 0	1- 0				
1- 4	0- 0	0- 0	AWAY	0- 0	0- 0	1- 4				
0- 1	0- 0	0- 0	NEUTRAL	0- 1	0- 0	0- 0				
1- 2	0- 0	0- 0	CONFERENCE	0- 0	0- 0	1- 2				
1- 1	0- 0	0- 0	HOME	0- 0	0- 0	1- 1				
0- 1	0- 0	0- 0	AWAY	0- 0	0- 0	0- 1				
0- 0	0- 0	0- 0	NEUTRAL	0- 0	0- 0	0- 0				

RPI 1-25			RPI 26-50			RPI 51-100			RPI 101+			Team's RPI: 335
RPI	S	Opponent	Score	RPI	S	Opponent	Score	RPI	S	Opponent	Score	
						75 N Idaho St.	36 47			193 H Alabama A&M	72 66	
										236 A Alcorn St.	51 53	
										271 H Tennessee St.	67 43	
										287 A Air Force	51 64	
										291 H Alabama St.	49 52	
										302 A Southern Miss.	55 70	
										314 A A&M-Corpus Christi	61 64	
										322 A Southeastern La.	49 76	
										330 A Northwestern St.	79 73	
LAST 12 Division I GAMES:												
						236 A Alcorn St.	51 53			330 A Northwestern St.	79 73	
						291 H Alabama St.	49 52			302 A Southern Miss.	55 70	
						193 H Alabama A&M	72 66			314 A A&M-Corpus Christi	61 64	
						322 A Southeastern La.	49 76			271 H Tennessee St.	67 43	
										75 N Idaho St.	36 47	
										287 A Air Force	51 64	

Non-Div I Games: Tougaloo 63 54 Tougaloo 62 67

Jackson St.

Jacksonville

Through Games Of Sunday, January 8, 2012

Average RPI Win: 299	WON-LOST	WINNING	LAST 12	STRENGTH OF	OPP. STRENGTH	TEAM	ADJ.	CONF.	ADJ CONF.
Average RPI Loss: 163	RECORD	PCT. RANK	GAMES	SCHEDULE	OF SCHEDULE	RPI	RPI	RPI	RPI
DIV. I ONLY	4- 11	278	4- 8	230	297	305	305	30	30
DIV. I NON-CONF.	2- 9	293	2- 6	184	233	291	291	29	29
TOTALS	RPI 1-25	RPI 26-50	W-L RECORDS	RPI 51-100	RPI 101-150	RPI 150+			
4- 11	0- 0	0- 1	OVERALL	0- 3	0- 1	4- 6			
4- 2	0- 0	0- 0	HOME	0- 1	0- 0	4- 1			
0- 8	0- 0	0- 1	AWAY	0- 2	0- 1	0- 4			
0- 1	0- 0	0- 0	NEUTRAL	0- 0	0- 0	0- 1			
2- 9	0- 0	0- 1	NON-CONFERENCE	0- 2	0- 1	2- 5			
2- 2	0- 0	0- 0	HOME	0- 1	0- 0	2- 1			
0- 6	0- 0	0- 1	AWAY	0- 1	0- 1	0- 3			
0- 1	0- 0	0- 0	NEUTRAL	0- 0	0- 0	0- 1			
2- 2	0- 0	0- 0	CONFERENCE	0- 1	0- 0	2- 1			
2- 0	0- 0	0- 0	HOME	0- 0	0- 0	2- 0			
0- 2	0- 0	0- 0	AWAY	0- 1	0- 0	0- 1			
0- 0	0- 0	0- 0	NEUTRAL	0- 0	0- 0	0- 0			

RPI 1-25				RPI 26-50				RPI 51-100				RPI 101+				Team's RPI: 305	
RPI	S	Opponent	Score	RPI	S	Opponent	Score	RPI	S	Opponent	Score	RPI	S	Opponent	Score		
				47	A	North Carolina St.	42 80	60	H	Hampton	55 68	131	A	Bowling Green	53 83		
								89	A	Stetson	86 93	161	H	Florida A&M	59 78		
								97	A	Wake Forest	54 83	163	A	FIU	37 63		
												207	H	South Carolina St.	68 67		
												227	A	Ga. Southern	46 52		
												243	A	Savannah St.	64 67		
												262	N	East Carolina	64 70		
												308	A	North Florida	36 51		
												310	H	Belmont	57 50		
												339	H	Lipscomb	81 75		
												341	H	Jacksonville St.	87 74		
LAST 12 Division I GAMES:																	
				89	A	Stetson	86 93	262	N	East Carolina	64 70						
				310	H	Belmont	57 50	341	H	Jacksonville St.	87 74						
				339	H	Lipscomb	81 75	131	A	Bowling Green	53 83						
				207	H	South Carolina St.	68 67	308	A	North Florida	36 51						
				227	A	Ga. Southern	46 52	243	A	Savannah St.	64 67						
				47	A	North Carolina St.	42 80	97	A	Wake Forest	54 83						

Non-Div I Games:

Jacksonville

■ Loss,
■ Non-Conf,
■ S Site,
■ H Home
■ A Away
N Neutral

Average RPI Win:	338	WON-LOST	WINNING	LAST 12	STRENGTH OF	OPP. STRENGTH	TEAM	ADJ.	CONF.	ADJ CONF.
Average RPI Loss:	222	RECORD	PCT. RANK	GAMES	SCHEDULE	OF SCHEDULE	RPI	RPI	RPI	RPI
DIV. I ONLY	2- 14	323	1- 11	325	328	341	341	32	32	
DIV. I NON-CONF.	2- 10	300	1- 7	316	330	336	336	31	31	
TOTALS	RPI 1-25	RPI 26-50	W-L RECORDS	RPI 51-100	RPI 101-150	RPI 150+				
2- 14	0- 0	0- 1	OVERALL	0- 0	0- 1	2- 12				
2- 3	0- 0	0- 0	HOME	0- 0	0- 0	2- 3				
0- 9	0- 0	0- 1	AWAY	0- 0	0- 1	0- 7				
0- 2	0- 0	0- 0	NEUTRAL	0- 0	0- 0	0- 2				
2- 10	0- 0	0- 1	NON-CONFERENCE	0- 0	0- 1	2- 8				
2- 1	0- 0	0- 0	HOME	0- 0	0- 0	2- 1				
0- 7	0- 0	0- 1	AWAY	0- 0	0- 1	0- 5				
0- 2	0- 0	0- 0	NEUTRAL	0- 0	0- 0	0- 2				
0- 4	0- 0	0- 0	CONFERENCE	0- 0	0- 0	0- 4				
0- 2	0- 0	0- 0	HOME	0- 0	0- 0	0- 2				
0- 2	0- 0	0- 0	AWAY	0- 0	0- 0	0- 2				
0- 0	0- 0	0- 0	NEUTRAL	0- 0	0- 0	0- 0				

RPI S	Opponent	Score	RPI S	Opponent	Score	RPI S	Opponent	Score	RPI S	Opponent	Score	Team's RPI: 341
			29 A	Kentucky	25 100				122 A	Mississippi St.	41 78	
									163 N	FIU	52 79	
									167 A	SIU Edwardsville	39 79	
									171 H	Georgia St.	60 68	
									179 A	Samford	40 73	
									227 N	Ga. Southern	49 72	
									256 A	Kennesaw St.	67 81	
									271 H	Tennessee St.	57 67	
									281 H	Eastern Ky.	76 80	
									302 A	Southern Miss.	58 75	
									305 A	Jacksonville	74 87	
									308 A	North Florida	47 63	
									325 A	Southeast Mo. St.	48 66	
									337 H	Troy	65 54	
									339 H	Lipscomb	81 72	
LAST 12 Division I GAMES:												
271 H	Tennessee St.	57 67	308 A	North Florida	47 63							
325 A	Southeast Mo. St.	48 66	163 N	FIU	52 79							
167 A	SIU Edwardsville	39 79	305 A	Jacksonville	74 87							
171 H	Georgia St.	60 68	337 H	Troy	65 54							
281 H	Eastern Ky.	76 80	179 A	Samford	40 73							
302 A	Southern Miss.	58 75	227 N	Ga. Southern	49 72							

Non-Div I Games: LeMoyne-Owen 83 67

Jacksonville St.

■ Loss,
 ■ Non-Conf, S Site,
 ■ Home
 ■ Away
 N Neutral

Average RPI Win:	174	WON-LOST	WINNING	LAST 12	STRENGTH OF	OPP. STRENGTH	TEAM	ADJ.	CONF.	ADJ CONF.
Average RPI Loss:	39	RECORD	PCT. RANK	GAMES	SCHEDULE	OF SCHEDULE	RPI	RPI	RPI	RPI
DIV. I ONLY	11- 3	38	9- 3	76	83	30	30	7	7	
DIV. I NON-CONF.	9- 2	38	7- 2	118	84	38	38	7	7	
TOTALS	RPI 1-25	RPI 26-50	W-L RECORDS	RPI 51-100	RPI 101-150	RPI 150+				
11- 3	0- 0	1- 3	OVERALL	2- 0	1- 0	7- 0				
5- 0	0- 0	1- 0	HOME	1- 0	1- 0	2- 0				
5- 2	0- 0	0- 2	AWAY	1- 0	0- 0	4- 0				
1- 1	0- 0	0- 1	NEUTRAL	0- 0	0- 0	1- 0				
9- 2	0- 0	1- 2	NON-CONFERENCE	2- 0	0- 0	6- 0				
4- 0	0- 0	1- 0	HOME	1- 0	0- 0	2- 0				
4- 1	0- 0	0- 1	AWAY	1- 0	0- 0	3- 0				
1- 1	0- 0	0- 1	NEUTRAL	0- 0	0- 0	1- 0				
2- 1	0- 0	0- 1	CONFERENCE	0- 0	1- 0	1- 0				
1- 0	0- 0	0- 0	HOME	0- 0	1- 0	0- 0				
1- 1	0- 0	0- 1	AWAY	0- 0	0- 0	1- 0				
0- 0	0- 0	0- 0	NEUTRAL	0- 0	0- 0	0- 0				

RPI 1-25				RPI 26-50				Team's RPI: 30				RPI 51-100				RPI 101+			
RPI	S	Opponent	Score	RPI	S	Opponent	Score	RPI	S	Opponent	Score	RPI	S	Opponent	Score	RPI	S	Opponent	Score
				35	A	Virginia	53 59	73	H	Middle Tenn.	60 46	105	H	VCU	64 43				
				39	N	Richmond	66 74	78	A	Quinnipiac	81 73	171	A	Georgia St.	62 50				
				42	A	Towson	58 65					180	A	American	68 64				
				44	H	Duquesne	56 49					195	A	Liberty	62 58				
												213	H	Md.-East. Shore	61 53				
												229	H	Central Conn. St.	71 64				
												299	N	Rhode Island	77 42				
												324	A	Maine	64 47				
LAST 12 Division I GAMES:																			
				171	A	Georgia St.	62 50	35	A	Virginia	53 59								
				105	H	VCU	64 43	229	H	Central Conn. St.	71 64								
				44	H	Duquesne	56 49	324	A	Maine	64 47								
				299	N	Rhode Island	77 42	42	A	Towson	58 65								
				39	N	Richmond	66 74	195	A	Liberty	62 58								
				213	H	Md.-East. Shore	61 53	73	H	Middle Tenn.	60 46								

Non-Div I Games:

James Madison

Kansas

Through Games Of Sunday, January 8, 2012

Average RPI Win:	161	WON-LOST	WINNING	LAST 12	STRENGTH OF	OPP. STRENGTH	TEAM	ADJ.	CONF.	ADJ CONF.
Average RPI Loss:	74	RECORD	PCT. RANK	GAMES	SCHEDULE	OF SCHEDULE	RPI	RPI	RPI	RPI
DIV. I ONLY	12- 2	18	10- 2	82	94	36	36	1	1	
DIV. I NON-CONF.	11- 1	9	9- 1	149	134	54	54	1	1	
TOTALS	RPI 1-25	RPI 26-50	W-L RECORDS	RPI 51-100	RPI 101-150	RPI 150+				
12- 2	0- 1	0- 0	OVERALL	3- 0	5- 1	4- 0				
10- 1	0- 1	0- 0	HOME	1- 0	5- 0	4- 0				
2- 1	0- 0	0- 0	AWAY	2- 0	0- 1	0- 0				
0- 0	0- 0	0- 0	NEUTRAL	0- 0	0- 0	0- 0				
11- 1	0- 0	0- 0	NON-CONFERENCE	2- 0	5- 1	4- 0				
10- 0	0- 0	0- 0	HOME	1- 0	5- 0	4- 0				
1- 1	0- 0	0- 0	AWAY	1- 0	0- 1	0- 0				
0- 0	0- 0	0- 0	NEUTRAL	0- 0	0- 0	0- 0				
1- 1	0- 1	0- 0	CONFERENCE	1- 0	0- 0	0- 0				
0- 1	0- 1	0- 0	HOME	0- 0	0- 0	0- 0				
1- 0	0- 0	0- 0	AWAY	1- 0	0- 0	0- 0				
0- 0	0- 0	0- 0	NEUTRAL	0- 0	0- 0	0- 0				

RPI 1-25				RPI 26-50		Team's RPI: 36		RPI 51-100				RPI 101+			
RPI	S	Opponent	Score	RPI	S	Opponent	Score	RPI	S	Opponent	Score	RPI	S	Opponent	Score
9	H	Kansas St.	57 63					71	A	Texas	72 67	114	H	Oral Roberts	85 68
								86	H	Creighton	73 59	118	H	UMKC	77 52
								97	A	Wake Forest	74 73	132	H	Wisconsin	73 44
												135	H	Sam Houston St.	87 59
												139	A	Alabama	76 80
												143	H	Lamar	90 40
												196	H	SMU	75 52
												232	H	Fla. Atlantic	82 63
												304	H	IUPUI	71 50
												306	H	Western Mich.	76 64
LAST 12 Division I GAMES:															
9	H	Kansas St.	57 63	132	H	Wisconsin	73 44								
71	A	Texas	72 67	139	A	Alabama	76 80								
135	H	Sam Houston St.	87 59	196	H	SMU	75 52								
114	H	Oral Roberts	85 68	232	H	Fla. Atlantic	82 63								
118	H	UMKC	77 52	304	H	IUPUI	71 50								
97	A	Wake Forest	74 73	143	H	Lamar	90 40								

Non-Div I Games:

Kansas

Loss, Non-Conf, S Site, H Home A Away N Neutral

Average RPI Win:	90	WON-LOST	WINNING	LAST 12	STRENGTH OF	OPP. STRENGTH	TEAM	ADJ.	CONF.	ADJ CONF.
Average RPI Loss:	45	RECORD	PCT. RANK	GAMES	SCHEDULE	OF SCHEDULE	RPI	RPI	RPI	RPI
DIV. I ONLY	11- 3	38	9- 3	5	19	9	9	1	1	
DIV. I NON-CONF.	9- 3	60	7- 3	17	28	13	13	1	1	
TOTALS	RPI 1-25	RPI 26-50	W-L RECORDS	RPI 51-100	RPI 101-150	RPI 150+				
11- 3	1- 1	2- 1	OVERALL	5- 1	1- 0	2- 0				
6- 0	1- 0	1- 0	HOME	3- 0	0- 0	1- 0				
3- 1	0- 0	1- 0	AWAY	1- 1	1- 0	0- 0				
2- 2	0- 1	0- 1	NEUTRAL	1- 0	0- 0	1- 0				
9- 3	0- 1	1- 1	NON-CONFERENCE	5- 1	1- 0	2- 0				
5- 0	0- 0	1- 0	HOME	3- 0	0- 0	1- 0				
2- 1	0- 0	0- 0	AWAY	1- 1	1- 0	0- 0				
2- 2	0- 1	0- 1	NEUTRAL	1- 0	0- 0	1- 0				
2- 0	1- 0	1- 0	CONFERENCE	0- 0	0- 0	0- 0				
1- 0	1- 0	0- 0	HOME	0- 0	0- 0	0- 0				
1- 0	0- 0	1- 0	AWAY	0- 0	0- 0	0- 0				
0- 0	0- 0	0- 0	NEUTRAL	0- 0	0- 0	0- 0				

RPI 1-25				Team's RPI: 9				RPI 26-50				RPI 51-100				RPI 101+			
RPI	S	Opponent	Score					RPI	S	Opponent	Score	RPI	S	Opponent	Score	RPI	S	Opponent	Score
8	H	Texas A&M	71 69					28	N	Hofstra	54 64	51	N	Northwestern	64 45	102	A	South Dakota St.	63 46
22	N	Purdue	42 46					36	A	Kansas	63 57	52	H	BYU	59 46	245	N	North Dakota St.	70 47
								49	H	Missouri St.	65 63	56	A	Marist	57 56	250	H	Dartmouth	54 20
												62	H	Iowa	81 78				
												83	H	Wichita St.	60 34				
												85	A	UNLV	38 44				
LAST 12 Division I GAMES:																			
36	A	Kansas	63 57					245	N	North Dakota St.	70 47								
8	H	Texas A&M	71 69					102	A	South Dakota St.	63 46								
56	A	Marist	57 56					83	H	Wichita St.	60 34								
85	A	UNLV	38 44					62	H	Iowa	81 78								
51	N	Northwestern	64 45					22	N	Purdue	42 46								
49	H	Missouri St.	65 63					28	N	Hofstra	54 64								

Non-Div I Games:

Kansas St.

Average RPI Win:	319	WON-LOST	WINNING	LAST 12	STRENGTH OF	OPP. STRENGTH	TEAM	ADJ.	CONF.	ADJ CONF.
Average RPI Loss:	154	RECORD	PCT. RANK	GAMES	SCHEDULE	OF SCHEDULE	RPI	RPI	RPI	RPI
DIV. I ONLY	7- 9	198	5- 7	309	325	256	256	30	30	
DIV. I NON-CONF.	5- 6	188	3- 4	315	324	267	267	29	29	
TOTALS	RPI 1-25	RPI 26-50	W-L RECORDS	RPI 51-100	RPI 101-150	RPI 150+				
7- 9	0- 1	0- 0	OVERALL	0- 3	0- 1	7- 4				
2- 4	0- 0	0- 0	HOME	0- 2	0- 0	2- 2				
5- 5	0- 1	0- 0	AWAY	0- 1	0- 1	5- 2				
0- 0	0- 0	0- 0	NEUTRAL	0- 0	0- 0	0- 0				
5- 6	0- 1	0- 0	NON-CONFERENCE	0- 1	0- 1	5- 3				
2- 2	0- 0	0- 0	HOME	0- 0	0- 0	2- 2				
3- 4	0- 1	0- 0	AWAY	0- 1	0- 1	3- 1				
0- 0	0- 0	0- 0	NEUTRAL	0- 0	0- 0	0- 0				
2- 3	0- 0	0- 0	CONFERENCE	0- 2	0- 0	2- 1				
0- 2	0- 0	0- 0	HOME	0- 2	0- 0	0- 0				
2- 1	0- 0	0- 0	AWAY	0- 0	0- 0	2- 1				
0- 0	0- 0	0- 0	NEUTRAL	0- 0	0- 0	0- 0				

RPI 1-25				RPI 26-50				RPI 51-100				RPI 101+ Team's RPI: 256			
RPI	S	Opponent	Score	RPI	S	Opponent	Score	RPI	S	Opponent	Score	RPI	S	Opponent	Score
13	A	Georgia Tech	51 94					63	A	Chattanooga	39 76	129	A	North Carolina	62 76
								72	H	Fla. Gulf Coast	50 87	171	A	Georgia St.	59 65
								89	H	Stetson	55 65	224	H	Texas St.	70 72
												291	A	Alabama St.	61 51
												296	A	Gardner-Webb	68 48
												300	A	S.C. Upstate	74 63
												310	A	Belmont	55 57
												313	H	Wofford	62 66
												326	H	UNC Asheville	83 79
												337	A	Troy	66 57
												339	A	Lipscomb	74 55
												341	H	Jacksonville St.	81 67
LAST 12 Division I GAMES:															
300	A	S.C. Upstate	74 63	224	H	Texas St.	70 72								
72	H	Fla. Gulf Coast	50 87	326	H	UNC Asheville	83 79								
89	H	Stetson	55 65	171	A	Georgia St.	59 65								
291	A	Alabama St.	61 51	63	A	Chattanooga	39 76								
337	A	Troy	66 57	339	A	Lipscomb	74 55								
129	A	North Carolina	62 76	310	A	Belmont	55 57								

Non-Div I Games:

Kennesaw St.

Average RPI Win: 278		WON-LOST	WINNING	LAST 12	STRENGTH OF		OPP. STRENGTH	TEAM	ADJ.	CONF.	ADJ CONF.
Average RPI Loss: 197		RECORD	PCT. RANK	GAMES	SCHEDULE		OF SCHEDULE	RPI	RPI	RPI	RPI
DIV. I ONLY		2- 10	308	2- 10	229		320	320	320	14	14
DIV. I NON-CONF.		1- 9	322	1- 9	287		304	329	329	16	16
TOTALS		RPI 1-25	RPI 26-50		W-L RECORDS		RPI 51-100	RPI 101-150		RPI 150+	
2- 10	0- 0	0- 1		OVERALL		0- 1	0- 1		2- 7		
2- 3	0- 0	0- 1		HOME		0- 0	0- 0		2- 2		
0- 6	0- 0	0- 0		AWAY		0- 1	0- 1		0- 4		
0- 1	0- 0	0- 0		NEUTRAL		0- 0	0- 0		0- 1		
1- 9	0- 0	0- 1		NON-CONFERENCE		0- 1	0- 0		1- 7		
1- 3	0- 0	0- 1		HOME		0- 0	0- 0		1- 2		
0- 5	0- 0	0- 0		AWAY		0- 1	0- 0		0- 4		
0- 1	0- 0	0- 0		NEUTRAL		0- 0	0- 0		0- 1		
1- 1	0- 0	0- 0		CONFERENCE		0- 0	0- 1		1- 0		
1- 0	0- 0	0- 0		HOME		0- 0	0- 0		1- 0		
0- 1	0- 0	0- 0		AWAY		0- 0	0- 1		0- 0		
0- 0	0- 0	0- 0		NEUTRAL		0- 0	0- 0		0- 0		

RPI 1-25				RPI 26-50				RPI 51-100				RPI 101+				Team's RPI: 320	
RPI	S	Opponent	Score	RPI	S	Opponent	Score	RPI	S	Opponent	Score	RPI	S	Opponent	Score		
				41	H	St. Bonaventure	51 60	66	A	Temple	33 68	131	A	Bowling Green	57 76		
												156	A	Marshall	55 93		
												166	A	Robert Morris	44 78		
												217	H	Canisius	64 81		
												251	H	Northeastern	65 73		
												266	H	Ohio	68 65		
												290	H	Morehead St.	65 64		
												292	A	Northern Ariz.	56 72		
												315	N	Utah Valley	45 46		
												333	A	Bethune-Cookman	49 58		
LAST 12 Division I GAMES:																	
				266	H	Ohio	68 65	66	A	Temple	33 68						
				131	A	Bowling Green	57 76	41	H	St. Bonaventure	51 60						
				333	A	Bethune-Cookman	49 58	292	A	Northern Ariz.	56 72						
				251	H	Northeastern	65 73	315	N	Utah Valley	45 46						
				217	H	Canisius	64 81	290	H	Morehead St.	65 64						
				156	A	Marshall	55 93	166	A	Robert Morris	44 78						

Non-Div I Games:

Kent St.

■ Loss, ■ Non-Conf, S Site, H Home A Away N Neutral

Average RPI Win: 169		WON-LOST	WINNING	LAST 12	STRENGTH OF	OPP. STRENGTH	TEAM	ADJ.	CONF.	ADJ CONF.
Average RPI Loss: 40		RECORD	PCT. RANK	GAMES	SCHEDULE	OF SCHEDULE	RPI	RPI	RPI	RPI
DIV. I ONLY		13- 2	14	9- 2	130	51	29	29	3	3
DIV. I NON-CONF.		10- 2	31	6- 2	226	64	51	51	5	5
TOTALS		RPI 1-25	RPI 26-50		W-L RECORDS		RPI 51-100	RPI 101-150	RPI 150+	
13- 2	1- 1	2- 0		OVERALL		1- 1	2- 0	7- 0		
11- 0	1- 0	1- 0		HOME		1- 0	2- 0	6- 0		
2- 2	0- 1	1- 0		AWAY		0- 1	0- 0	1- 0		
0- 0	0- 0	0- 0		NEUTRAL		0- 0	0- 0	0- 0		
10- 2	1- 1	1- 0		NON-CONFERENCE		0- 1	1- 0	7- 0		
9- 0	1- 0	1- 0		HOME		0- 0	1- 0	6- 0		
1- 2	0- 1	0- 0		AWAY		0- 1	0- 0	1- 0		
0- 0	0- 0	0- 0		NEUTRAL		0- 0	0- 0	0- 0		
3- 0	0- 0	1- 0		CONFERENCE		1- 0	1- 0	0- 0		
2- 0	0- 0	0- 0		HOME		1- 0	1- 0	0- 0		
1- 0	0- 0	1- 0		AWAY		0- 0	0- 0	0- 0		
0- 0	0- 0	0- 0		NEUTRAL		0- 0	0- 0	0- 0		

RPI 1-25				RPI 26-50				Team's RPI: 29				RPI 51-100				RPI 101+			
RPI	S	Opponent	Score	RPI	S	Opponent	Score	RPI	S	Opponent	Score	RPI	S	Opponent	Score	RPI	S	Opponent	Score
7	A	Notre Dame	83 92	26	H	Louisville	74 54	67	H	Arkansas	84 72	122	H	Mississippi St.	88 40				
12	H	Duke	72 65	33	A	Florida	59 56	73	A	Middle Tenn.	58 70	135	H	Sam Houston St.	73 52				
												179	H	Samford	90 61				
												204	H	Mississippi Val.	90 51				
												233	H	Ark.-Pine Bluff	101 43				
												251	H	Northeastern	81 47				
												290	A	Morehead St.	96 60				
												302	H	Southern Miss.	88 71				
												341	H	Jacksonville St.	100 25				
LAST 12 Division I GAMES:																			
122	H	Mississippi St.	88 40	7	A	Notre Dame	83 92	233	H	Ark.-Pine Bluff	101 43	12	H	Duke	72 65				
67	H	Arkansas	84 72	33	A	Florida	59 56	26	H	Louisville	74 54	204	H	Mississippi Val.	90 51				
73	A	Middle Tenn.	58 70	73	A	Middle Tenn.	58 70	26	H	Louisville	74 54	135	H	Sam Houston St.	73 52				
179	H	Samford	90 61																
302	H	Southern Miss.	88 71																

Non-Div I Games: Neb. Omaha 81 48

Kentucky

Average RPI Win:	185	WON-LOST	WINNING	LAST 12	STRENGTH OF	OPP. STRENGTH	TEAM	ADJ.	CONF.	ADJ CONF.
Average RPI Loss:	132	RECORD	PCT. RANK	GAMES	SCHEDULE	OF SCHEDULE	RPI	RPI	RPI	RPI
DIV. I ONLY	12- 3	32	10- 2	251	105	76	76	21	21	
DIV. I NON-CONF.	11- 1	9	9- 0	240	56	62	62	22	22	
TOTALS	RPI 1-25	RPI 26-50	W-L RECORDS	RPI 51-100	RPI 101-150	RPI 150+				
12- 3	0- 0	1- 0	OVERALL	2- 2	3- 0	6- 1				
7- 0	0- 0	0- 0	HOME	1- 0	3- 0	3- 0				
4- 3	0- 0	0- 0	AWAY	1- 2	0- 0	3- 1				
1- 0	0- 0	1- 0	NEUTRAL	0- 0	0- 0	0- 0				
11- 1	0- 0	1- 0	NON-CONFERENCE	2- 1	3- 0	5- 0				
6- 0	0- 0	0- 0	HOME	1- 0	3- 0	2- 0				
4- 1	0- 0	0- 0	AWAY	1- 1	0- 0	3- 0				
1- 0	0- 0	1- 0	NEUTRAL	0- 0	0- 0	0- 0				
1- 2	0- 0	0- 0	CONFERENCE	0- 1	0- 0	1- 1				
1- 0	0- 0	0- 0	HOME	0- 0	0- 0	1- 0				
0- 2	0- 0	0- 0	AWAY	0- 1	0- 0	0- 1				
0- 0	0- 0	0- 0	NEUTRAL	0- 0	0- 0	0- 0				

RPI 1-25				RPI 26-50				RPI 51-100				Team's RPI: 76		RPI 101+			
RPI	S	Opponent	Score	RPI	S	Opponent	Score	RPI	S	Opponent	Score	RPI	S	Opponent	Score		
				43	N	Oklahoma St.	64 63	74	A	Drexel	60 52	110	H	Albany (NY)	64 52		
								82	A	Sacred Heart	59 74	123	H	William & Mary	78 69		
								90	H	Charlotte	81 72	127	H	La Salle	69 53		
								94	A	Hartford	45 54	185	H	Cal Poly	69 61		
												221	A	Mt. St. Mary's	43 44		
												246	A	Stony Brook	66 59		
												277	A	Nevada	67 51		
												283	A	Tennessee Tech	62 60		
												328	H	Columbia	58 50		
												329	H	Wagner	72 41		
LAST 12 Division I GAMES:																	
				82	A	Sacred Heart	59 74	328	H	Columbia	58 50						
				43	N	Oklahoma St.	64 63	246	A	Stony Brook	66 59						
				277	A	Nevada	67 51	329	H	Wagner	72 41						
				123	H	William & Mary	78 69	221	A	Mt. St. Mary's	43 44						
				185	H	Cal Poly	69 61	110	H	Albany (NY)	64 52						
				90	H	Charlotte	81 72	127	H	La Salle	69 53						

Non-Div I Games:

LIU Brooklyn

■ Loss,
 ■ Non-Conf,
 ■ S Site,
 ■ H Home
 ■ A Away
 N Neutral

Average RPI Win: 146		WON-LOST	WINNING	LAST 12	STRENGTH OF		OPP. STRENGTH	TEAM	ADJ.	CONF.	ADJ CONF.
Average RPI Loss: 33		RECORD	PCT. RANK	GAMES	SCHEDULE		OF SCHEDULE	RPI	RPI	RPI	RPI
DIV. I ONLY		12- 3	32	10- 2	36		69	21	21	3	3
DIV. I NON-CONF.		9- 3	60	7- 2	51		29	21	21	5	5
<hr/>											
TOTALS	RPI 1-25	RPI 26-50		W-L RECORDS		RPI 51-100	RPI 101-150		RPI 150+		
12- 3	1- 1	0- 1		OVERALL		3- 1	3- 0		5- 0		
7- 1	1- 0	0- 0		HOME		1- 1	2- 0		3- 0		
5- 2	0- 1	0- 1		AWAY		2- 0	1- 0		2- 0		
0- 0	0- 0	0- 0		NEUTRAL		0- 0	0- 0		0- 0		
9- 3	1- 1	0- 1		NON-CONFERENCE		3- 1	1- 0		4- 0		
6- 1	1- 0	0- 0		HOME		1- 1	1- 0		3- 0		
3- 2	0- 1	0- 1		AWAY		2- 0	0- 0		1- 0		
0- 0	0- 0	0- 0		NEUTRAL		0- 0	0- 0		0- 0		
3- 0	0- 0	0- 0		CONFERENCE		0- 0	2- 0		1- 0		
1- 0	0- 0	0- 0		HOME		0- 0	1- 0		0- 0		
2- 0	0- 0	0- 0		AWAY		0- 0	1- 0		1- 0		
0- 0	0- 0	0- 0		NEUTRAL		0- 0	0- 0		0- 0		

RPI	S	Opponent	Score	RPI	S	Opponent	Score	RPI	S	Opponent	Score	RPI	S	Opponent	Score
15	A	Ohio St.	68 77	34	A	Tulane	62 65	51	H	Northwestern	43 44	122	A	Mississippi St.	53 48
24	H	Georgetown	51 40					53	H	UCLA	58 41	139	H	Alabama	84 40
								83	A	Wichita St.	64 56	143	H	Lamar	77 35
								93	A	McNeese St.	64 43	181	A	Ole Miss	83 44
												187	A	Louisiana Tech	66 55
												202	H	Grambling	62 47
												233	H	Ark.-Pine Bluff	80 28
												291	H	Alabama St.	67 35
LAST 12 Division I GAMES:															
139	H	Alabama	84 40	143	H	Lamar	77 35								
122	A	Mississippi St.	53 48	93	A	McNeese St.	64 43								
181	A	Ole Miss	83 44	53	H	UCLA	58 41								
187	A	Louisiana Tech	66 55	291	H	Alabama St.	67 35								
202	H	Grambling	62 47	15	A	Ohio St.	68 77								
233	H	Ark.-Pine Bluff	80 28	51	H	Northwestern	43 44								

Non-Div I Games:

LSU

Average RPI Win:	225	WON-LOST	WINNING	LAST 12	STRENGTH OF	OPP. STRENGTH	TEAM	ADJ.	CONF.	ADJ CONF.
Average RPI Loss:	62	RECORD	PCT. RANK	GAMES	SCHEDULE	OF SCHEDULE	RPI	RPI	RPI	RPI
DIV. I ONLY	7- 9	198	6- 6	81	61	127	127	9	9	
DIV. I NON-CONF.	6- 9	210	5- 6	68	45	108	108	8	8	
TOTALS	RPI 1-25	RPI 26-50	W-L RECORDS	RPI 51-100	RPI 101-150	RPI 150+				
7- 9	0- 2	0- 1	OVERALL	0- 4	1- 2	6- 0				
2- 3	0- 2	0- 0	HOME	0- 0	1- 1	1- 0				
4- 5	0- 0	0- 0	AWAY	0- 4	0- 1	4- 0				
1- 1	0- 0	0- 1	NEUTRAL	0- 0	0- 0	1- 0				
6- 9	0- 2	0- 1	NON-CONFERENCE	0- 4	1- 2	5- 0				
2- 3	0- 2	0- 0	HOME	0- 0	1- 1	1- 0				
3- 5	0- 0	0- 0	AWAY	0- 4	0- 1	3- 0				
1- 1	0- 0	0- 1	NEUTRAL	0- 0	0- 0	1- 0				
1- 0	0- 0	0- 0	CONFERENCE	0- 0	0- 0	1- 0				
0- 0	0- 0	0- 0	HOME	0- 0	0- 0	0- 0				
1- 0	0- 0	0- 0	AWAY	0- 0	0- 0	1- 0				
0- 0	0- 0	0- 0	NEUTRAL	0- 0	0- 0	0- 0				

RPI 1-25				RPI 26-50				RPI 51-100				RPI 101+ Team's RPI: 127			
RPI	S	Opponent	Score	RPI	S	Opponent	Score	RPI	S	Opponent	Score	RPI	S	Opponent	Score
10	H	Rutgers	48 61	33	N	Florida	74 85	57	A	St. John's (NY)	45 66	110	A	Albany (NY)	76 81
16	H	Villanova	51 67					68	A	West Virginia	52 63	116	H	Fairfield	52 55
								74	A	Drexel	59 72	130	H	Penn	58 47
								76	A	LIU Brooklyn	53 69	178	H	Lehigh	63 43
												234	A	Loyola Chicago	48 45
												238	N	Vermont	68 59
												250	A	Dartmouth	60 47
												251	A	Northeastern	75 60
												297	A	Saint Louis	53 52
LAST 12 Division I GAMES:															
297	A	Saint Louis	53 52	74	A	Drexel	59 72	234	A	Loyola Chicago	48 45	16	H	Villanova	51 67
251	A	Northeastern	75 60	238	N	Vermont	68 59	178	H	Lehigh	63 43	250	A	Dartmouth	60 47
238	N	Vermont	68 59	250	A	Dartmouth	60 47	251	A	Northeastern	75 60	297	A	Saint Louis	53 52
250	A	Dartmouth	60 47	116	H	Fairfield	52 55	76	A	LIU Brooklyn	53 69				
116	H	Fairfield	52 55	130	H	Penn	58 47	33	N	Florida	74 85				
130	H	Penn	58 47												

Non-Div I Games:

La Salle

■ Loss,
 ■ Non-Conf,
 ■ S Site,
 ■ H Home
 ■ A Away
 N Neutral

La.-Lafayette

Through Games Of Sunday, January 8, 2012

Average RPI Win:	296	WON-LOST	WINNING	LAST 12	STRENGTH OF	OPP. STRENGTH	TEAM	ADJ.	CONF.	ADJ CONF.
Average RPI Loss:	149	RECORD	PCT. RANK	GAMES	SCHEDULE	OF SCHEDULE	RPI	RPI	RPI	RPI
DIV. I ONLY	5- 9	235	5- 7	306	209	270	270	20	20	
DIV. I NON-CONF.	5- 6	188	5- 4	320	226	290	290	20	20	
TOTALS	RPI 1-25	RPI 26-50	W-L RECORDS	RPI 51-100	RPI 101-150	RPI 150+				
5- 9	0- 0	0- 1	OVERALL	0- 3	0- 1	5- 4				
2- 3	0- 0	0- 1	HOME	0- 0	0- 0	2- 2				
3- 6	0- 0	0- 0	AWAY	0- 3	0- 1	3- 2				
0- 0	0- 0	0- 0	NEUTRAL	0- 0	0- 0	0- 0				
5- 6	0- 0	0- 1	NON-CONFERENCE	0- 2	0- 1	5- 2				
2- 2	0- 0	0- 1	HOME	0- 0	0- 0	2- 1				
3- 4	0- 0	0- 0	AWAY	0- 2	0- 1	3- 1				
0- 0	0- 0	0- 0	NEUTRAL	0- 0	0- 0	0- 0				
0- 3	0- 0	0- 0	CONFERENCE	0- 1	0- 0	0- 2				
0- 1	0- 0	0- 0	HOME	0- 0	0- 0	0- 1				
0- 2	0- 0	0- 0	AWAY	0- 1	0- 0	0- 1				
0- 0	0- 0	0- 0	NEUTRAL	0- 0	0- 0	0- 0				

RPI	S	Opponent	Score	RPI	S	Opponent	Score	RPI	S	Opponent	Score	RPI	S	Opponent	Score	Team's RPI: 270
34	H	Tulane	40 75	73	A	Middle Tenn.	53 104	122	A	Mississippi St.	38 72	198	A	Western Ky.	45 49	
				77	A	San Diego	44 103	210	H	Southern U.	60 49	232	H	Fla. Atlantic	52 66	
				93	A	McNeese St.	59 80	243	A	Savannah St.	36 41	269	H	Nicholls St.	64 72	
								295	A	UC Riverside	59 56	322	A	Southeastern La.	69 57	
								322	H	Southeastern La.	63 54	333	A	Bethune-Cookman	72 67	
LAST 12 Division I GAMES:																
73	A	Middle Tenn.	53 104	333	A	Bethune-Cookman	72 67									
198	A	Western Ky.	45 49	243	A	Savannah St.	36 41									
232	H	Fla. Atlantic	52 66	322	H	Southeastern La.	63 54									
34	H	Tulane	40 75	210	H	Southern U.	60 49									
122	A	Mississippi St.	38 72	322	A	Southeastern La.	69 57									
295	A	UC Riverside	59 56	77	A	San Diego	44 103									

Non-Div I Games: LSU-Shreveport 50 63

La.-Lafayette

Loss, Non-Conf, S Site, H Home A Away N Neutral

Average RPI Win:	264	WON-LOST	WINNING	LAST 12	STRENGTH OF	OPP. STRENGTH	TEAM	ADJ.	CONF.	ADJ CONF.
Average RPI Loss:	142	RECORD	PCT. RANK	GAMES	SCHEDULE	OF SCHEDULE	RPI	RPI	RPI	RPI
DIV. I ONLY	4- 13	291	4- 8	125	256	259	259	20	20	
DIV. I NON-CONF.	2- 11	306	2- 6	96	250	250	250	20	20	
TOTALS	RPI 1-25	RPI 26-50	W-L RECORDS	RPI 51-100	RPI 101-150	RPI 150+				
4- 13	0- 2	0- 1	OVERALL	0- 2	0- 2	4- 6				
3- 3	0- 0	0- 0	HOME	0- 1	0- 0	3- 2				
1- 8	0- 2	0- 1	AWAY	0- 0	0- 1	1- 4				
0- 2	0- 0	0- 0	NEUTRAL	0- 1	0- 1	0- 0				
2- 11	0- 2	0- 1	NON-CONFERENCE	0- 2	0- 2	2- 4				
1- 3	0- 0	0- 0	HOME	0- 1	0- 0	1- 2				
1- 6	0- 2	0- 1	AWAY	0- 0	0- 1	1- 2				
0- 2	0- 0	0- 0	NEUTRAL	0- 1	0- 1	0- 0				
2- 2	0- 0	0- 0	CONFERENCE	0- 0	0- 0	2- 2				
2- 0	0- 0	0- 0	HOME	0- 0	0- 0	2- 0				
0- 2	0- 0	0- 0	AWAY	0- 0	0- 0	0- 2				
0- 0	0- 0	0- 0	NEUTRAL	0- 0	0- 0	0- 0				

RPI 1-25				RPI 26-50				RPI 51-100				RPI 101+ Team's RPI: 259			
RPI	S	Opponent	Score	RPI	S	Opponent	Score	RPI	S	Opponent	Score	RPI	S	Opponent	Score
20	A	Texas Tech	54 94	34	A	Tulane	45 62	65	N	Central Ark.	55 73	118	N	UMKC	70 76
23	A	Miami (FL)	39 103					93	H	McNeese St.	60 68	143	A	Lamar	68 70
												162	H	Stephen F. Austin	58 68
												163	A	FIU	55 65
												198	H	Western Ky.	53 49
												202	A	Grambling	71 75
												232	A	Fla. Atlantic	58 65
												260	H	Arkansas St.	83 57
												269	H	Nicholls St.	78 68
												283	H	Tennessee Tech	64 68
												302	A	Southern Miss.	74 77
												330	A	Northwestern St.	84 68
LAST 12 Division I GAMES:															
163	A	FIU	55 65	283	H	Tennessee Tech	64 68								
232	A	Fla. Atlantic	58 65	23	A	Miami (FL)	39 103								
260	H	Arkansas St.	83 57	302	A	Southern Miss.	74 77								
198	H	Western Ky.	53 49	269	H	Nicholls St.	78 68								
330	A	Northwestern St.	84 68	93	H	McNeese St.	60 68								
118	N	UMKC	70 76	20	A	Texas Tech	54 94								

Non-Div I Games:

La.-Monroe

■ Loss,
■ Non-Conf,
■ S Site,
■ H Home
■ A Away
N Neutral

Lafayette

Through Games Of Sunday, January 8, 2012

Average RPI Win:	297	WON-LOST	WINNING	LAST 12	STRENGTH OF	OPP. STRENGTH	TEAM	ADJ.	CONF.	ADJ CONF.
Average RPI Loss:	122	RECORD	PCT. RANK	GAMES	SCHEDULE	OF SCHEDULE	RPI	RPI	RPI	RPI
DIV. I ONLY	6- 10	228	5- 7	207	218	230	230	29	29	
DIV. I NON-CONF.	6- 9	210	5- 6	209	209	231	231	32	32	
TOTALS	RPI 1-25	RPI 26-50	W-L RECORDS	RPI 51-100	RPI 101-150	RPI 150+				
6- 10	0- 2	0- 1	OVERALL	0- 1	0- 2	6- 4				
3- 3	0- 1	0- 1	HOME	0- 0	0- 0	3- 1				
2- 6	0- 1	0- 0	AWAY	0- 1	0- 2	2- 2				
1- 1	0- 0	0- 0	NEUTRAL	0- 0	0- 0	1- 1				
6- 9	0- 2	0- 1	NON-CONFERENCE	0- 1	0- 2	6- 3				
3- 2	0- 1	0- 1	HOME	0- 0	0- 0	3- 0				
2- 6	0- 1	0- 0	AWAY	0- 1	0- 2	2- 2				
1- 1	0- 0	0- 0	NEUTRAL	0- 0	0- 0	1- 1				
0- 1	0- 0	0- 0	CONFERENCE	0- 0	0- 0	0- 1				
0- 1	0- 0	0- 0	HOME	0- 0	0- 0	0- 1				
0- 0	0- 0	0- 0	AWAY	0- 0	0- 0	0- 0				
0- 0	0- 0	0- 0	NEUTRAL	0- 0	0- 0	0- 0				

RPI 1-25				RPI 26-50				RPI 51-100				RPI 101+ Team's RPI: 230			
RPI	S	Opponent	Score	RPI	S	Opponent	Score	RPI	S	Opponent	Score	RPI	S	Opponent	Score
6	A	Maryland	36 84	38	H	Saint Joseph's	57 65	87	A	Syracuse	54 74	130	A	Penn	39 49
11	H	Princeton	47 87									145	A	Pittsburgh	69 74
												159	A	Rider	56 64
												188	H	Manhattan	48 43
												203	A	Bryant	48 56
												209	H	Navy	55 60
												235	N	Monmouth	54 58
												262	N	East Carolina	64 57
												328	H	Columbia	53 45
												329	H	Wagner	66 55
												334	A	Saint Peter's	59 50
												340	A	St. Francis (NY)	46 33
LAST 12 Division I GAMES:															
209	H	Navy	55 60	340	A	St. Francis (NY)	46 33								
328	H	Columbia	53 45	203	A	Bryant	48 56								
145	A	Pittsburgh	69 74	38	H	Saint Joseph's	57 65								
262	N	East Carolina	64 57	188	H	Manhattan	48 43								
6	A	Maryland	36 84	130	A	Penn	39 49								
329	H	Wagner	66 55	235	N	Monmouth	54 58								

Non-Div I Games:

Lafayette

Loss, Non-Conf, S Site, H Home A Away N Neutral

Average RPI Win:	245	WON-LOST	WINNING	LAST 12	STRENGTH OF	OPP. STRENGTH	TEAM	ADJ.	CONF.	ADJ CONF.
Average RPI Loss:	104	RECORD	PCT. RANK	GAMES	SCHEDULE	OF SCHEDULE	RPI	RPI	RPI	RPI
DIV. I ONLY	6- 7	191	5- 6	113	201	143	143	25	25	
DIV. I NON-CONF.	6- 6	162	5- 5	131	217	154	154	25	25	
TOTALS	RPI 1-25	RPI 26-50	W-L RECORDS	RPI 51-100	RPI 101-150	RPI 150+				
6- 7	0- 2	0- 1	OVERALL	0- 2	0- 0	6- 2				
3- 1	0- 0	0- 0	HOME	0- 1	0- 0	3- 0				
2- 5	0- 2	0- 1	AWAY	0- 1	0- 0	2- 1				
1- 1	0- 0	0- 0	NEUTRAL	0- 0	0- 0	1- 1				
6- 6	0- 2	0- 1	NON-CONFERENCE	0- 1	0- 0	6- 2				
3- 0	0- 0	0- 0	HOME	0- 0	0- 0	3- 0				
2- 5	0- 2	0- 1	AWAY	0- 1	0- 0	2- 1				
1- 1	0- 0	0- 0	NEUTRAL	0- 0	0- 0	1- 1				
0- 1	0- 0	0- 0	CONFERENCE	0- 1	0- 0	0- 0				
0- 1	0- 0	0- 0	HOME	0- 1	0- 0	0- 0				
0- 0	0- 0	0- 0	AWAY	0- 0	0- 0	0- 0				
0- 0	0- 0	0- 0	NEUTRAL	0- 0	0- 0	0- 0				

RPI 1-25				RPI 26-50				RPI 51-100				RPI 101+ Team's RPI: 143			
RPI	S	Opponent	Score	RPI	S	Opponent	Score	RPI	S	Opponent	Score	RPI	S	Opponent	Score
8	A	Texas A&M	58 83	36	A	Kansas	40 90	65	H	Central Ark.	37 62	181	H	Ole Miss	67 58
21	A	LSU	35 77					81	A	UTEP	52 81	210	A	Southern U.	70 62
												214	A	TCU	59 73
												232	N	Fla. Atlantic	66 61
												252	H	Rice	61 54
												259	H	La.-Monroe	70 68
												304	N	IUPUI	34 61
												338	A	Houston Baptist	73 40
LAST 12 Division I GAMES:															
65	H	Central Ark.	37 62	81	A	UTEP	52 81	252	H	Rice	61 54	304	N	IUPUI	34 61
338	A	Houston Baptist	73 40	232	N	Fla. Atlantic	66 61	21	A	LSU	35 77	36	A	Kansas	40 90
214	A	TCU	59 73	210	A	Southern U.	70 62	214	A	TCU	59 73	210	A	Southern U.	70 62
181	H	Ole Miss	67 58	259	H	La.-Monroe	70 68	181	H	Ole Miss	67 58	259	H	La.-Monroe	70 68

Non-Div I Games: Centenary (LA) 73 44 Our Lady Of The Lak82 62

Lamar

Loss, Non-Conf, S Site, H Home A Away N Neutral

Average RPI Win:	261	WON-LOST	WINNING	LAST 12	STRENGTH OF	OPP. STRENGTH	TEAM	ADJ.	CONF.	ADJ CONF.
Average RPI Loss:	78	RECORD	PCT. RANK	GAMES	SCHEDULE	OF SCHEDULE	RPI	RPI	RPI	RPI
DIV. I ONLY	8- 7	159	8- 4	227	148	178	178	29	29	
DIV. I NON-CONF.	7- 7	162	7- 4	239	142	197	197	32	32	
TOTALS	RPI 1-25	RPI 26-50	W-L RECORDS	RPI 51-100	RPI 101-150	RPI 150+				
8- 7	0- 2	0- 2	OVERALL	0- 1	1- 1	7- 1				
6- 2	0- 1	0- 1	HOME	0- 0	1- 0	5- 0				
2- 4	0- 1	0- 1	AWAY	0- 1	0- 1	2- 0				
0- 1	0- 0	0- 0	NEUTRAL	0- 0	0- 0	0- 1				
7- 7	0- 2	0- 2	NON-CONFERENCE	0- 1	0- 1	7- 1				
5- 2	0- 1	0- 1	HOME	0- 0	0- 0	5- 0				
2- 4	0- 1	0- 1	AWAY	0- 1	0- 1	2- 0				
0- 1	0- 0	0- 0	NEUTRAL	0- 0	0- 0	0- 1				
1- 0	0- 0	0- 0	CONFERENCE	0- 0	1- 0	0- 0				
1- 0	0- 0	0- 0	HOME	0- 0	1- 0	0- 0				
0- 0	0- 0	0- 0	AWAY	0- 0	0- 0	0- 0				
0- 0	0- 0	0- 0	NEUTRAL	0- 0	0- 0	0- 0				

RPI	S	Opponent	Score	RPI	S	Opponent	Score	RPI	S	Opponent	Score	RPI	S	Opponent	Score	Team's RPI: 178
10	A	Rutgers	40 68	38	A	Saint Joseph's	48 66	82	A	Sacred Heart	51 68	127	A	La Salle	43 63	
16	H	Villanova	54 62	39	H	Richmond	49 71					140	H	Holy Cross	75 60	
												166	H	Robert Morris	68 54	
												199	H	Loyola Maryland	70 60	
												235	N	Monmouth	73 75	
												298	A	Valparaiso	41 39	
												299	H	Rhode Island	67 56	
												321	H	NJIT	61 37	
												329	A	Wagner	63 44	
												334	H	Saint Peter's	64 48	
LAST 12 Division I GAMES:																
140	H	Holy Cross	75 60	199	H	Loyola Maryland	70 60									
39	H	Richmond	49 71	298	A	Valparaiso	41 39									
299	H	Rhode Island	67 56	16	H	Villanova	54 62									
166	H	Robert Morris	68 54	329	A	Wagner	63 44									
321	H	NJIT	61 37	235	N	Monmouth	73 75									
334	H	Saint Peter's	64 48	10	A	Rutgers	40 68									

Non-Div I Games:

Lehigh

 Loss,
 Non-Conf,
 S Site,
 H Home
 A Away
N Neutral

Liberty

Average RPI Win: **288**
Average RPI Loss: **99**

WON-LOST
RECORD

WINNING
PCT. RANK

LAST 12
GAMES

Through Games Of Sunday, January 8, 2012

STRENGTH OF
SCHEDULE

OPP. STRENGTH
OF SCHEDULE

TEAM
RPI

ADJ.
RPI

CONF.
RPI

ADJ CONF.
RPI

DIV. I ONLY	3- 7	265	2- 7	103	172	195	195	28	28
DIV. I NON-CONF.	2- 6	274	1- 6	103	143	196	196	30	30
TOTALS	RPI 1-25	RPI 26-50	W-L RECORDS	RPI 51-100	RPI 101-150	RPI 150+			
3- 7	0- 0	0- 4	OVERALL	0- 0	0- 1	3- 2			
0- 3	0- 0	0- 1	HOME	0- 0	0- 1	0- 1			
2- 3	0- 0	0- 2	AWAY	0- 0	0- 0	2- 1			
1- 1	0- 0	0- 1	NEUTRAL	0- 0	0- 0	1- 0			
2- 6	0- 0	0- 4	NON-CONFERENCE	0- 0	0- 1	2- 1			
0- 2	0- 0	0- 1	HOME	0- 0	0- 1	0- 0			
1- 3	0- 0	0- 2	AWAY	0- 0	0- 0	1- 1			
1- 1	0- 0	0- 1	NEUTRAL	0- 0	0- 0	1- 0			
1- 1	0- 0	0- 0	CONFERENCE	0- 0	0- 0	1- 1			
0- 1	0- 0	0- 0	HOME	0- 0	0- 0	0- 1			
1- 0	0- 0	0- 0	AWAY	0- 0	0- 0	1- 0			
0- 0	0- 0	0- 0	NEUTRAL	0- 0	0- 0	0- 0			

RPI 1-25				RPI 26-50				RPI 51-100				RPI 101+				Team's RPI: 195	
RPI	S	Opponent	Score	RPI	S	Opponent	Score	RPI	S	Opponent	Score	RPI	S	Opponent	Score		
				30	H	James Madison	58 62					105	H	VCU	47 52		
				35	A	Virginia	38 64					158	H	High Point	69 73		
				39	A	Richmond	54 66					244	A	Radford	76 68		
				45	N	Oklahoma	45 76					279	A	N.C. A&T	74 81		
												282	A	UNC Greensboro	61 46		
												339	N	Lipscomb	70 27		
LAST 12 Division I GAMES:																	
				158	H	High Point	69 73			339	N	Lipscomb	70 27				
				244	A	Radford	76 68			45	N	Oklahoma	45 76				
				39	A	Richmond	54 66			279	A	N.C. A&T	74 81				
				35	A	Virginia	38 64			105	H	VCU	47 52				
				30	H	James Madison	58 62			282	A	UNC Greensboro	61 46				

Liberty

Liberty

Non-Div I Games: Virginia-Wise 82 39 Virginia Union 82 37 Glenville St. 116 65

Liberty

Loss, Non-Conf, S Site, H Home A Away N Neutral

Average RPI Win:	291	WON-LOST	WINNING	LAST 12	STRENGTH OF	OPP. STRENGTH	TEAM	ADJ.	CONF.	ADJ CONF.
Average RPI Loss:	237	RECORD	PCT. RANK	GAMES	SCHEDULE	OF SCHEDULE	RPI	RPI	RPI	RPI
DIV. I ONLY	3- 13	301	3- 9	338	312	339	339	30	30	
DIV. I NON-CONF.	2- 9	293	2- 5	323	296	333	333	29	29	
TOTALS	RPI 1-25	RPI 26-50	W-L RECORDS	RPI 51-100	RPI 101-150	RPI 150+				
3- 13	0- 0	0- 1	OVERALL	0- 0	0- 1	3- 11				
2- 4	0- 0	0- 0	HOME	0- 0	0- 0	2- 4				
1- 8	0- 0	0- 1	AWAY	0- 0	0- 1	1- 6				
0- 1	0- 0	0- 0	NEUTRAL	0- 0	0- 0	0- 1				
2- 9	0- 0	0- 1	NON-CONFERENCE	0- 0	0- 1	2- 7				
1- 3	0- 0	0- 0	HOME	0- 0	0- 0	1- 3				
1- 5	0- 0	0- 1	AWAY	0- 0	0- 1	1- 3				
0- 1	0- 0	0- 0	NEUTRAL	0- 0	0- 0	0- 1				
1- 4	0- 0	0- 0	CONFERENCE	0- 0	0- 0	1- 4				
1- 1	0- 0	0- 0	HOME	0- 0	0- 0	1- 1				
0- 3	0- 0	0- 0	AWAY	0- 0	0- 0	0- 3				
0- 0	0- 0	0- 0	NEUTRAL	0- 0	0- 0	0- 0				

RPI S	Opponent	Score	RPI S	Opponent	Score	RPI S	Opponent	Score	RPI S	Opponent	Score	Team's RPI: 339
			40 A	Vanderbilt	39 81				129 A	North Carolina	53 95	
									181 H	Ole Miss	57 72	
									193 A	Alabama A&M	54 72	
									195 N	Liberty	27 70	
									256 H	Kennesaw St.	55 74	
									263 H	Austin Peay	58 61	
									271 A	Tennessee St.	54 80	
									283 A	Tennessee Tech	66 61	
									287 H	Air Force	59 68	
									294 H	Mercer	80 70	
									296 H	Gardner-Webb	76 65	
									305 A	Jacksonville	75 81	
									308 A	North Florida	67 77	
									310 A	Belmont	54 64	
									341 A	Jacksonville St.	72 81	
LAST 12 Division I GAMES:												
308 A	North Florida	67 77	310 A	Belmont	54 64							
305 A	Jacksonville	75 81	256 H	Kennesaw St.	55 74							
296 H	Gardner-Webb	76 65	294 H	Mercer	80 70							
181 H	Ole Miss	57 72	195 N	Liberty	27 70							
129 A	North Carolina	53 95	40 A	Vanderbilt	39 81							
283 A	Tennessee Tech	66 61	341 A	Jacksonville St.	72 81							

Non-Div I Games:

Lipscomb

■ Loss,
 ■ Non-Conf,
 ■ S Site,
 ■ Home
 ■ A Away
 N Neutral

Average RPI Win:	291	WON-LOST	WINNING	LAST 12	STRENGTH OF	OPP. STRENGTH	TEAM	ADJ.	CONF.	ADJ CONF.
Average RPI Loss:	147	RECORD	PCT. RANK	GAMES	SCHEDULE	OF SCHEDULE	RPI	RPI	RPI	RPI
DIV. I ONLY	7- 9	198	6- 6	274	249	255	255	18	18	
DIV. I NON-CONF.	5- 8	220	4- 5	253	238	244	244	15	15	
TOTALS	RPI 1-25	RPI 26-50	W-L RECORDS	RPI 51-100	RPI 101-150	RPI 150+				
7- 9	0- 0	0- 0	OVERALL	0- 3	0- 1	7- 5				
6- 2	0- 0	0- 0	HOME	0- 1	0- 0	6- 1				
1- 7	0- 0	0- 0	AWAY	0- 2	0- 1	1- 4				
0- 0	0- 0	0- 0	NEUTRAL	0- 0	0- 0	0- 0				
5- 8	0- 0	0- 0	NON-CONFERENCE	0- 3	0- 1	5- 4				
4- 1	0- 0	0- 0	HOME	0- 1	0- 0	4- 0				
1- 7	0- 0	0- 0	AWAY	0- 2	0- 1	1- 4				
0- 0	0- 0	0- 0	NEUTRAL	0- 0	0- 0	0- 0				
2- 1	0- 0	0- 0	CONFERENCE	0- 0	0- 0	2- 1				
2- 1	0- 0	0- 0	HOME	0- 0	0- 0	2- 1				
0- 0	0- 0	0- 0	AWAY	0- 0	0- 0	0- 0				
0- 0	0- 0	0- 0	NEUTRAL	0- 0	0- 0	0- 0				

RPI 1-25				RPI 26-50				RPI 51-100				RPI 101+ Team's RPI: 255			
RPI	S	Opponent	Score	RPI	S	Opponent	Score	RPI	S	Opponent	Score	RPI	S	Opponent	Score
								55	A	Arizona	42 66	117	A	Washington	46 80
								83	H	Wichita St.	64 73	168	A	Seattle	49 78
								87	A	Syracuse	42 81	170	A	Santa Clara	63 73
												175	A	Iona	73 78
												183	H	Cal St. Northridge	50 57
												250	H	Dartmouth	66 52
												264	H	UC Irvine	63 51
												277	H	Nevada	61 58
												285	A	Sacramento St.	67 74
												295	H	UC Riverside	70 59
												306	H	Western Mich.	76 56
												315	H	Utah Valley	75 43
												328	A	Columbia	70 61
LAST 12 Division I GAMES:															
264	H	UC Irvine	63 51	183	H	Cal St. Northridge	50 57								
295	H	UC Riverside	70 59	277	H	Nevada	61 58								
83	H	Wichita St.	64 73	117	A	Washington	46 80								
306	H	Western Mich.	76 56	168	A	Seattle	49 78								
250	H	Dartmouth	66 52	175	A	Iona	73 78								
55	A	Arizona	42 66	328	A	Columbia	70 61								

Non-Div I Games:

Long Beach St.

Average RPI Win:	275	WON-LOST	WINNING	LAST 12	STRENGTH OF	OPP. STRENGTH	TEAM	ADJ.	CONF.	ADJ CONF.
Average RPI Loss:	130	RECORD	PCT. RANK	GAMES	SCHEDULE	OF SCHEDULE	RPI	RPI	RPI	RPI
DIV. I ONLY	3- 15	308	2- 10	50	263	242	242	24	24	
DIV. I NON-CONF.	3- 15	300	2- 10	60	268	243	243	27	27	
TOTALS	RPI 1-25	RPI 26-50	W-L RECORDS	RPI 51-100	RPI 101-150	RPI 150+				
3- 15	0- 3	0- 0	OVERALL	0- 2	0- 4	3- 6				
2- 2	0- 0	0- 0	HOME	0- 0	0- 1	2- 1				
1- 11	0- 3	0- 0	AWAY	0- 1	0- 3	1- 4				
0- 2	0- 0	0- 0	NEUTRAL	0- 1	0- 0	0- 1				
3- 15	0- 3	0- 0	NON-CONFERENCE	0- 2	0- 4	3- 6				
2- 2	0- 0	0- 0	HOME	0- 0	0- 1	2- 1				
1- 11	0- 3	0- 0	AWAY	0- 1	0- 3	1- 4				
0- 2	0- 0	0- 0	NEUTRAL	0- 1	0- 0	0- 1				
0- 0	0- 0	0- 0	CONFERENCE	0- 0	0- 0	0- 0				
0- 0	0- 0	0- 0	HOME	0- 0	0- 0	0- 0				
0- 0	0- 0	0- 0	AWAY	0- 0	0- 0	0- 0				
0- 0	0- 0	0- 0	NEUTRAL	0- 0	0- 0	0- 0				

RPI 1-25				RPI 26-50				RPI 51-100				RPI 101+ Team's RPI: 242			
RPI	S	Opponent	Score	RPI	S	Opponent	Score	RPI	S	Opponent	Score	RPI	S	Opponent	Score
7	A	Notre Dame	26 92					96	A	Appalachian St.	54 64	103	A	Cincinnati	54 70
23	A	Miami (FL)	43 92					99	N	Central Mich.	59 70	123	A	William & Mary	43 76
24	A	Georgetown	45 56									125	A	San Diego St.	37 79
												133	H	Coppin St.	51 73
												152	A	Wright St.	44 77
												156	A	Marshall	48 62
												158	A	High Point	51 73
												190	H	George Mason	58 80
												240	A	Campbell	33 48
												244	H	Radford	73 59
												287	A	Air Force	59 48
												293	H	Cornell	68 61
												325	N	Southeast Mo. St.	52 56
LAST 12 Division I GAMES:															
125	A	San Diego St.	37 79	287	A	Air Force	59 48								
133	H	Coppin St.	51 73	99	N	Central Mich.	59 70								
96	A	Appalachian St.	54 64	152	A	Wright St.	44 77								
7	A	Notre Dame	26 92	156	A	Marshall	48 62								
103	A	Cincinnati	54 70	244	H	Radford	73 59								
325	N	Southeast Mo. St.	52 56	123	A	William & Mary	43 76								

Non-Div I Games:

Longwood

■ Loss,
 ■ Non-Conf,
 ■ S Site,
 ■ Home
 ■ A Away
 N Neutral

Average RPI Win:	237	WON-LOST	WINNING	LAST 12	STRENGTH OF	OPP. STRENGTH	TEAM	ADJ.	CONF.	ADJ CONF.
Average RPI Loss:	96	RECORD	PCT. RANK	GAMES	SCHEDULE	OF SCHEDULE	RPI	RPI	RPI	RPI
DIV. I ONLY	7- 8	183	6- 6	188	123	187	187	26	26	
DIV. I NON-CONF.	7- 8	179	6- 6	186	116	194	194	28	28	
TOTALS	RPI 1-25	RPI 26-50	W-L RECORDS	RPI 51-100	RPI 101-150	RPI 150+				
7- 8	0- 1	0- 2	OVERALL	0- 0	1- 4	6- 1				
3- 3	0- 1	0- 2	HOME	0- 0	1- 0	2- 0				
2- 2	0- 0	0- 0	AWAY	0- 0	0- 1	2- 1				
2- 3	0- 0	0- 0	NEUTRAL	0- 0	0- 3	2- 0				
7- 8	0- 1	0- 2	NON-CONFERENCE	0- 0	1- 4	6- 1				
3- 3	0- 1	0- 2	HOME	0- 0	1- 0	2- 0				
2- 2	0- 0	0- 0	AWAY	0- 0	0- 1	2- 1				
2- 3	0- 0	0- 0	NEUTRAL	0- 0	0- 3	2- 0				
0- 0	0- 0	0- 0	CONFERENCE	0- 0	0- 0	0- 0				
0- 0	0- 0	0- 0	HOME	0- 0	0- 0	0- 0				
0- 0	0- 0	0- 0	AWAY	0- 0	0- 0	0- 0				
0- 0	0- 0	0- 0	NEUTRAL	0- 0	0- 0	0- 0				

RPI 1-25				RPI 26-50				RPI 51-100				RPI 101+ Team's RPI: 187			
RPI	S	Opponent	Score	RPI	S	Opponent	Score	RPI	S	Opponent	Score	RPI	S	Opponent	Score
21	H	LSU	55 66	34	H	Tulane	52 61					101	N	Memphis	67 86
				49	H	Missouri St.	65 78					109	N	Seton Hall	69 72
												114	A	Oral Roberts	71 92
												122	H	Mississippi St.	63 62
												139	N	Alabama	59 67
												169	H	UALR	64 48
												198	A	Western Ky.	54 69
												208	N	Old Dominion	84 71
												260	A	Arkansas St.	69 59
												283	H	Tennessee Tech	82 64
												303	N	Prairie View	89 83
												312	A	Houston	79 53
LAST 12 Division I GAMES:															
283	H	Tennessee Tech	82 64	21	H	LSU	55 66								
303	N	Prairie View	89 83	198	A	Western Ky.	54 69								
101	N	Memphis	67 86	34	H	Tulane	52 61								
260	A	Arkansas St.	69 59	139	N	Alabama	59 67								
122	H	Mississippi St.	63 62	208	N	Old Dominion	84 71								
312	A	Houston	79 53	109	N	Seton Hall	69 72								

Non-Div I Games:

Louisiana Tech

■ Loss,
■ Non-Conf,
■ S Site,
■ H Home
■ A Away
N Neutral

Louisville

Through Games Of Sunday, January 8, 2012

Average RPI Win:	164	WON-LOST	WINNING	LAST 12	STRENGTH OF	OPP. STRENGTH	TEAM	ADJ.	CONF.	ADJ CONF.
Average RPI Loss:	31	RECORD	PCT. RANK	GAMES	SCHEDULE	OF SCHEDULE	RPI	RPI	RPI	RPI
DIV. I ONLY	13- 3	25	10- 2	92	34	26	26	2	2	
DIV. I NON-CONF.	11- 2	23	8- 1	129	46	30	30	2	2	
TOTALS	RPI 1-25	RPI 26-50	W-L RECORDS	RPI 51-100	RPI 101-150	RPI 150+				
13- 3	0- 1	3- 1	OVERALL	1- 1	2- 0	7- 0				
6- 0	0- 0	0- 0	HOME	1- 0	1- 0	4- 0				
7- 3	0- 1	3- 1	AWAY	0- 1	1- 0	3- 0				
0- 0	0- 0	0- 0	NEUTRAL	0- 0	0- 0	0- 0				
11- 2	0- 1	3- 1	NON-CONFERENCE	0- 0	1- 0	7- 0				
5- 0	0- 0	0- 0	HOME	0- 0	1- 0	4- 0				
6- 2	0- 1	3- 1	AWAY	0- 0	0- 0	3- 0				
0- 0	0- 0	0- 0	NEUTRAL	0- 0	0- 0	0- 0				
2- 1	0- 0	0- 0	CONFERENCE	1- 1	1- 0	0- 0				
1- 0	0- 0	0- 0	HOME	1- 0	0- 0	0- 0				
1- 1	0- 0	0- 0	AWAY	0- 1	1- 0	0- 0				
0- 0	0- 0	0- 0	NEUTRAL	0- 0	0- 0	0- 0				

RPI 1-25				RPI 26-50				Team's RPI: 26				RPI 51-100				RPI 101+			
RPI	S	Opponent	Score	RPI	S	Opponent	Score	RPI	S	Opponent	Score	RPI	S	Opponent	Score	RPI	S	Opponent	Score
8	A	Texas A&M	58 76	29	A	Kentucky	54 74	57	A	St. John's (NY)	64 72	103	A	Cincinnati	64 59				
				46	A	Florida St.	85 76	92	H	Marquette	70 53	120	H	UT Martin	70 57				
				49	A	Missouri St.	73 64					157	A	Portland	71 42				
				50	A	Washington St.	75 71					161	A	Florida A&M	86 66				
												189	H	Xavier	62 44				
												263	H	Austin Peay	78 60				
												281	A	Eastern Ky.	77 53				
												296	H	Gardner-Webb	92 27				
												319	H	Murray St.	105 62				
LAST 12 Division I GAMES:																			
				92	H	Marquette	70 53	57	A	St. John's (NY)	64 72								
				120	H	UT Martin	70 57	29	A	Kentucky	54 74								
				50	A	Washington St.	75 71	319	H	Murray St.	105 62								
				157	A	Portland	71 42	161	A	Florida A&M	86 66								
				103	A	Cincinnati	64 59	46	A	Florida St.	85 76								
				296	H	Gardner-Webb	92 27	263	H	Austin Peay	78 60								

Non-Div I Games:

Louisville

■ Loss,
■ Non-Conf, S Site,
■ Home
■ Away
N Neutral

Average RPI Win:	265	WON-LOST	WINNING	LAST 12	STRENGTH OF	OPP. STRENGTH	TEAM	ADJ.	CONF.	ADJ CONF.
Average RPI Loss:	113	RECORD	PCT. RANK	GAMES	SCHEDULE	OF SCHEDULE	RPI	RPI	RPI	RPI
DIV. I ONLY	5- 9	235	2- 9	220	145	234	234	15	15	
DIV. I NON-CONF.	4- 6	210	1- 6	296	106	272	272	17	17	
TOTALS	RPI 1-25	RPI 26-50	W-L RECORDS	RPI 51-100	RPI 101-150	RPI 150+				
5- 9	0- 2	0- 0	OVERALL	0- 1	0- 3	5- 3				
1- 5	0- 0	0- 0	HOME	0- 1	0- 2	1- 2				
3- 3	0- 2	0- 0	AWAY	0- 0	0- 1	3- 0				
1- 1	0- 0	0- 0	NEUTRAL	0- 0	0- 0	1- 1				
4- 6	0- 1	0- 0	NON-CONFERENCE	0- 1	0- 3	4- 1				
1- 3	0- 0	0- 0	HOME	0- 1	0- 2	1- 0				
2- 2	0- 1	0- 0	AWAY	0- 0	0- 1	2- 0				
1- 1	0- 0	0- 0	NEUTRAL	0- 0	0- 0	1- 1				
1- 3	0- 1	0- 0	CONFERENCE	0- 0	0- 0	1- 2				
0- 2	0- 0	0- 0	HOME	0- 0	0- 0	0- 2				
1- 1	0- 1	0- 0	AWAY	0- 0	0- 0	1- 0				
0- 0	0- 0	0- 0	NEUTRAL	0- 0	0- 0	0- 0				

RPI 1-25				RPI 26-50				RPI 51-100				RPI 101+ Team's RPI: 234			
RPI	S	Opponent	Score	RPI	S	Opponent	Score	RPI	S	Opponent	Score	RPI	S	Opponent	Score
17	A	Green Bay	49 76					51	H	Northwestern	67 72	115	H	Eastern Mich.	55 63
19	A	DePaul	65 70									127	H	La Salle	45 48
												144	A	Drake	50 65
												152	H	Wright St.	62 64
												191	H	Detroit	66 76
												201	N	Akron	86 97
												211	A	Milwaukee	81 73
												218	H	Northern Ill.	73 42
												273	N	San Francisco	65 63
												301	A	Southern Ill.	66 44
												323	A	Chicago St.	77 34
LAST 12 Division I GAMES:															
152	H	Wright St.	62 64	191	H	Detroit	66 76								
17	A	Green Bay	49 76	19	A	DePaul	65 70								
211	A	Milwaukee	81 73	273	N	San Francisco	65 63								
144	A	Drake	50 65	201	N	Akron	86 97								
51	H	Northwestern	67 72	115	H	Eastern Mich.	55 63								
127	H	La Salle	45 48	301	A	Southern Ill.	66 44								

Non-Div I Games: Neb. Omaha 69 57

Loyola Chicago

■ Loss,
 ■ Non-Conf,
 ■ S Site,
 ■ H Home
 ■ A Away
 N Neutral

Loyola Maryland

Through Games Of Sunday, January 8, 2012

Average RPI Win:	223	WON-LOST	WINNING	LAST 12	STRENGTH OF	OPP. STRENGTH	TEAM	ADJ.	CONF.	ADJ CONF.
Average RPI Loss:	151	RECORD	PCT. RANK	GAMES	SCHEDULE	OF SCHEDULE	RPI	RPI	RPI	RPI
DIV. I ONLY	5- 9	235	4- 8	126	241	199	199	22	22	
DIV. I NON-CONF.	4- 7	228	3- 6	53	200	158	158	21	21	
TOTALS	RPI 1-25	RPI 26-50	W-L RECORDS	RPI 51-100	RPI 101-150	RPI 150+				
5- 9	0- 1	0- 1	OVERALL	1- 0	0- 2	4- 5				
3- 3	0- 0	0- 0	HOME	1- 0	0- 1	2- 2				
2- 6	0- 1	0- 1	AWAY	0- 0	0- 1	2- 3				
0- 0	0- 0	0- 0	NEUTRAL	0- 0	0- 0	0- 0				
4- 7	0- 1	0- 1	NON-CONFERENCE	1- 0	0- 2	3- 3				
3- 1	0- 0	0- 0	HOME	1- 0	0- 1	2- 0				
1- 6	0- 1	0- 1	AWAY	0- 0	0- 1	1- 3				
0- 0	0- 0	0- 0	NEUTRAL	0- 0	0- 0	0- 0				
1- 2	0- 0	0- 0	CONFERENCE	0- 0	0- 0	1- 2				
0- 2	0- 0	0- 0	HOME	0- 0	0- 0	0- 2				
1- 0	0- 0	0- 0	AWAY	0- 0	0- 0	1- 0				
0- 0	0- 0	0- 0	NEUTRAL	0- 0	0- 0	0- 0				

RPI 1-25				RPI 26-50				RPI 51-100				RPI 101+ Team's RPI: 199			
RPI	S	Opponent	Score	RPI	S	Opponent	Score	RPI	S	Opponent	Score	RPI	S	Opponent	Score
6	A	Maryland	46 84	42	A	Towson	54 56	69	H	Howard	62 56	142	H	UMBC	56 60
												145	A	Pittsburgh	59 65
												178	A	Lehigh	60 70
												180	A	American	48 63
												188	H	Manhattan	46 61
												209	H	Navy	42 38
												221	A	Mt. St. Mary's	54 59
												222	A	George Washington	70 62
												253	H	Niagara	54 57
												288	H	Army	68 64
												327	A	Siena	67 54
LAST 12 Division I GAMES:															
188	H	Manhattan	46 61	327	A	Siena	67 54								
253	H	Niagara	54 57	178	A	Lehigh	60 70								
42	A	Towson	54 56	288	H	Army	68 64								
180	A	American	48 63	69	H	Howard	62 56								
222	A	George Washington	70 62	142	H	UMBC	56 60								
221	A	Mt. St. Mary's	54 59	145	A	Pittsburgh	59 65								

Non-Div I Games:

Loyola Maryland

Loss, Non-Conf, S Site, H Home A Away N Neutral

Average RPI Win:	264	WON-LOST	WINNING	LAST 12	STRENGTH OF	OPP. STRENGTH	TEAM	ADJ.	CONF.	ADJ CONF.
Average RPI Loss:	133	RECORD	PCT. RANK	GAMES	SCHEDULE	OF SCHEDULE	RPI	RPI	RPI	RPI
DIV. I ONLY	4- 12	285	4- 8	149	220	275	275	8	8	
DIV. I NON-CONF.	4- 8	238	4- 4	202	273	305	305	9	9	
TOTALS	RPI 1-25	RPI 26-50	W-L RECORDS	RPI 51-100	RPI 101-150	RPI 150+				
4- 12	0- 0	0- 1	OVERALL	0- 4	0- 1	4- 6				
3- 8	0- 0	0- 1	HOME	0- 3	0- 1	3- 3				
1- 4	0- 0	0- 0	AWAY	0- 1	0- 0	1- 3				
0- 0	0- 0	0- 0	NEUTRAL	0- 0	0- 0	0- 0				
4- 8	0- 0	0- 0	NON-CONFERENCE	0- 2	0- 1	4- 5				
3- 5	0- 0	0- 0	HOME	0- 2	0- 1	3- 2				
1- 3	0- 0	0- 0	AWAY	0- 0	0- 0	1- 3				
0- 0	0- 0	0- 0	NEUTRAL	0- 0	0- 0	0- 0				
0- 4	0- 0	0- 1	CONFERENCE	0- 2	0- 0	0- 1				
0- 3	0- 0	0- 1	HOME	0- 1	0- 0	0- 1				
0- 1	0- 0	0- 0	AWAY	0- 1	0- 0	0- 0				
0- 0	0- 0	0- 0	NEUTRAL	0- 0	0- 0	0- 0				

RPI 1-25				RPI 26-50				RPI 51-100				RPI 101+ Team's RPI: 275			
RPI	S	Opponent	Score	RPI	S	Opponent	Score	RPI	S	Opponent	Score	RPI	S	Opponent	Score
				27	H	Gonzaga	54 80	52	A	BYU	47 80	150	H	Portland St.	55 70
								53	H	UCLA	43 84	153	A	Denver	55 71
								59	H	St. Mary's (CA)	72 82	165	A	UC Santa Barbara	49 66
								81	H	UTEP	48 68	182	H	Youngstown St.	50 64
												183	H	Cal St. Northridge	62 79
												185	H	Cal Poly	73 72
												219	A	Cal St. Fullerton	52 79
												267	A	New Mexico	57 54
												273	H	San Francisco	59 61
												285	H	Sacramento St.	86 73
												318	H	Wyoming	57 54
LAST 12 Division I GAMES:															
				52	A	BYU	47 80	27	H	Gonzaga	54 80				
				273	H	San Francisco	59 61	285	H	Sacramento St.	86 73				
				59	H	St. Mary's (CA)	72 82	53	H	UCLA	43 84				
				185	H	Cal Poly	73 72	267	A	New Mexico	57 54				
				81	H	UTEP	48 68	318	H	Wyoming	57 54				
				150	H	Portland St.	55 70	182	H	Youngstown St.	50 64				

Non-Div I Games:

Loyola Marymount

■ Loss,
 ■ Non-Conf,
 S Site,
 ■ Home
 ■ Away
 N Neutral

Maine

Through Games Of Sunday, January 8, 2012

Average RPI Win:	318	WON-LOST	WINNING	LAST 12	STRENGTH OF	OPP. STRENGTH	TEAM	ADJ.	CONF.	ADJ CONF.
Average RPI Loss:	186	RECORD	PCT. RANK	GAMES	SCHEDULE	OF SCHEDULE	RPI	RPI	RPI	RPI
DIV. I ONLY	2- 12	317	1- 10	249	322	324	324	13	13	
DIV. I NON-CONF.	2- 10	300	1- 8	260	333	324	324	13	13	
TOTALS	RPI 1-25	RPI 26-50	W-L RECORDS	RPI 51-100	RPI 101-150	RPI 150+				
2- 12	0- 0	0- 2	OVERALL	0- 0	0- 1	2- 9				
1- 5	0- 0	0- 1	HOME	0- 0	0- 1	1- 3				
1- 4	0- 0	0- 0	AWAY	0- 0	0- 0	1- 4				
0- 3	0- 0	0- 1	NEUTRAL	0- 0	0- 0	0- 2				
2- 10	0- 0	0- 2	NON-CONFERENCE	0- 0	0- 0	2- 8				
1- 4	0- 0	0- 1	HOME	0- 0	0- 0	1- 3				
1- 3	0- 0	0- 0	AWAY	0- 0	0- 0	1- 3				
0- 3	0- 0	0- 1	NEUTRAL	0- 0	0- 0	0- 2				
0- 2	0- 0	0- 0	CONFERENCE	0- 0	0- 1	0- 1				
0- 1	0- 0	0- 0	HOME	0- 0	0- 1	0- 0				
0- 1	0- 0	0- 0	AWAY	0- 0	0- 0	0- 1				
0- 0	0- 0	0- 0	NEUTRAL	0- 0	0- 0	0- 0				

RPI	S	Opponent	Score	RPI	S	Opponent	Score	RPI	S	Opponent	Score	RPI	S	Opponent	Score	Team's RPI: 324
30	H	James Madison	47	64	44	N	Duquesne	38	76	142	H	UMBC	55	75		
177	N	Charleston So.	63	78	197	H	Brown	59	61	203	H	Bryant	53	65		
209	A	Navy	56	73	222	N	George Washington	46	54	225	A	Binghamton	54	72		
228	A	Massachusetts	54	63	229	A	Central Conn. St.	48	53	299	A	Rhode Island	62	58		
327	H	Siena	51	78	327	H	Siena	51	78	337	H	Troy	66	53		
225	A	Binghamton	54	72	142	H	UMBC	55	75	209	A	Navy	56	73		
327	H	Siena	51	78	222	N	George Washington	46	54	197	H	Brown	59	61		
177	N	Charleston So.	63	78	337	H	Troy	66	53	203	H	Bryant	53	65		
44	N	Duquesne	38	76												
228	A	Massachusetts	54	63												
30	H	James Madison	47	64												

LAST 12 Division I GAMES:

225	A	Binghamton	54	72	142	H	UMBC	55	75
327	H	Siena	51	78	209	A	Navy	56	73
177	N	Charleston So.	63	78	222	N	George Washington	46	54
44	N	Duquesne	38	76	197	H	Brown	59	61
228	A	Massachusetts	54	63	337	H	Troy	66	53
30	H	James Madison	47	64	203	H	Bryant	53	65

Non-Div I Games: Maine Maritime 73 37

Maine

Loss, Non-Conf, S Site, H Home A Away N Neutral

Average RPI Win:	234	WON-LOST	WINNING	LAST 12	STRENGTH OF	OPP. STRENGTH	TEAM	ADJ.	CONF.	ADJ CONF.
Average RPI Loss:	168	RECORD	PCT. RANK	GAMES	SCHEDULE	OF SCHEDULE	RPI	RPI	RPI	RPI
DIV. I ONLY	8- 7	159	7- 5	226	304	188	188	22	22	
DIV. I NON-CONF.	6- 6	162	5- 4	279	309	218	218	21	21	
TOTALS	RPI 1-25	RPI 26-50	W-L RECORDS	RPI 51-100	RPI 101-150	RPI 150+				
8- 7	0- 0	0- 0	OVERALL	1- 2	0- 1	7- 4				
5- 2	0- 0	0- 0	HOME	1- 0	0- 1	4- 1				
2- 5	0- 0	0- 0	AWAY	0- 2	0- 0	2- 3				
1- 0	0- 0	0- 0	NEUTRAL	0- 0	0- 0	1- 0				
6- 6	0- 0	0- 0	NON-CONFERENCE	1- 2	0- 0	5- 4				
4- 1	0- 0	0- 0	HOME	1- 0	0- 0	3- 1				
1- 5	0- 0	0- 0	AWAY	0- 2	0- 0	1- 3				
1- 0	0- 0	0- 0	NEUTRAL	0- 0	0- 0	1- 0				
2- 1	0- 0	0- 0	CONFERENCE	0- 0	0- 1	2- 0				
1- 1	0- 0	0- 0	HOME	0- 0	0- 1	1- 0				
1- 0	0- 0	0- 0	AWAY	0- 0	0- 0	1- 0				
0- 0	0- 0	0- 0	NEUTRAL	0- 0	0- 0	0- 0				

RPI 1-25			RPI 26-50			RPI 51-100			RPI 101+			Team's RPI: 188
RPI	S	Opponent	Score	RPI	S	Opponent	Score	RPI	S	Opponent	Score	
						82	H Sacred Heart	62 50	116	H Fairfield	59 63	
						93	A McNeese St.	52 69	159	H Rider	59 45	
						94	A Hartford	45 64	172	H Fordham	49 59	
									184	A New Hampshire	42 57	
									199	A Loyola Maryland	61 46	
									230	A Lafayette	43 48	
									235	H Monmouth	71 59	
									241	N East Tenn. St.	86 53	
									288	A Army	43 58	
									293	H Cornell	73 49	
									321	A NJIT	75 66	
									340	H St. Francis (NY)	50 37	
LAST 12 Division I GAMES:												
199	A	Loyola Maryland	61 46	116	H	Fairfield	59 63					
159	H	Rider	59 45	184	A	New Hampshire	42 57					
82	H	Sacred Heart	62 50	230	A	Lafayette	43 48					
340	H	St. Francis (NY)	50 37	172	H	Fordham	49 59					
293	H	Cornell	73 49	321	A	NJIT	75 66					
235	H	Monmouth	71 59	288	A	Army	43 58					

Non-Div I Games:

Manhattan

 Loss,
 Non-Conf,
 S Site,
 H Home
 A Away
N Neutral

Average RPI Win:	163	WON-LOST	WINNING	LAST 12	STRENGTH OF	OPP. STRENGTH	TEAM	ADJ.	CONF.	ADJ CONF.
Average RPI Loss:	36	RECORD	PCT. RANK	GAMES	SCHEDULE	OF SCHEDULE	RPI	RPI	RPI	RPI
DIV. I ONLY	8- 6	128	7- 5	34	50	56	56	22	22	
DIV. I NON-CONF.	5- 6	188	4- 5	9	15	27	27	21	21	
TOTALS	RPI 1-25	RPI 26-50	W-L RECORDS	RPI 51-100	RPI 101-150	RPI 150+				
8- 6	0- 3	0- 2	OVERALL	1- 0	4- 1	3- 0				
3- 2	0- 2	0- 0	HOME	1- 0	1- 0	1- 0				
2- 4	0- 1	0- 2	AWAY	0- 0	0- 1	2- 0				
3- 0	0- 0	0- 0	NEUTRAL	0- 0	3- 0	0- 0				
5- 6	0- 3	0- 2	NON-CONFERENCE	1- 0	4- 1	0- 0				
2- 2	0- 2	0- 0	HOME	1- 0	1- 0	0- 0				
0- 4	0- 1	0- 2	AWAY	0- 0	0- 1	0- 0				
3- 0	0- 0	0- 0	NEUTRAL	0- 0	3- 0	0- 0				
3- 0	0- 0	0- 0	CONFERENCE	0- 0	0- 0	3- 0				
1- 0	0- 0	0- 0	HOME	0- 0	0- 0	1- 0				
2- 0	0- 0	0- 0	AWAY	0- 0	0- 0	2- 0				
0- 0	0- 0	0- 0	NEUTRAL	0- 0	0- 0	0- 0				

RPI 1-25				RPI 26-50				RPI 51-100				RPI 101+			
RPI	S	Opponent	Score	RPI	S	Opponent	Score	RPI	S	Opponent	Score	RPI	S	Opponent	Score
9	H	Kansas St.	56 57	28	A	Hofstra	69 71	94	H	Hartford	57 51	102	N	South Dakota St.	57 49
11	A	Princeton	51 68	41	A	St. Bonaventure	56 67					108	A	Boston U.	36 49
16	H	Villanova	53 60									124	H	Yale	78 64
												128	N	Auburn	69 61
												144	N	Drake	50 47
												159	A	Rider	82 56
												217	H	Canisius	69 57
												334	A	Saint Peter's	56 54
LAST 12 Division I GAMES:															
217	H	Canisius	69 57	159	A	Rider	82 56	108	A	Boston U.	36 49				
334	A	Saint Peter's	56 54					94	H	Hartford	57 51				
9	H	Kansas St.	56 57					102	N	South Dakota St.	57 49				
28	A	Hofstra	69 71					144	N	Drake	50 47				
128	N	Auburn	69 61					11	A	Princeton	51 68				
41	A	St. Bonaventure	56 67												

Non-Div I Games:

Marist

■ Loss,
 ■ Non-Conf,
 ■ S Site,
 ■ H Home
 ■ A Away
 N Neutral

Average RPI Win:	179	WON-LOST	WINNING	LAST 12	STRENGTH OF	OPP. STRENGTH	TEAM	ADJ.	CONF.	ADJ CONF.
Average RPI Loss:	21	RECORD	PCT. RANK	GAMES	SCHEDULE	OF SCHEDULE	RPI	RPI	RPI	RPI
DIV. I ONLY	9- 6	115	7- 4	97	5	92	92	2	2	
DIV. I NON-CONF.	8- 4	91	6- 2	188	6	131	131	2	2	
<hr/>										
TOTALS	RPI 1-25	RPI 26-50	W-L RECORDS	RPI 51-100	RPI 101-150	RPI 150+				
9- 6	0- 4	0- 2	OVERALL	0- 0	4- 0	5- 0				
7- 1	0- 1	0- 0	HOME	0- 0	3- 0	4- 0				
1- 3	0- 2	0- 1	AWAY	0- 0	1- 0	0- 0				
1- 2	0- 1	0- 1	NEUTRAL	0- 0	0- 0	1- 0				
8- 4	0- 3	0- 1	NON-CONFERENCE	0- 0	3- 0	5- 0				
6- 1	0- 1	0- 0	HOME	0- 0	2- 0	4- 0				
1- 1	0- 1	0- 0	AWAY	0- 0	1- 0	0- 0				
1- 2	0- 1	0- 1	NEUTRAL	0- 0	0- 0	1- 0				
1- 2	0- 1	0- 1	CONFERENCE	0- 0	1- 0	0- 0				
1- 0	0- 0	0- 0	HOME	0- 0	1- 0	0- 0				
0- 2	0- 1	0- 1	AWAY	0- 0	0- 0	0- 0				
0- 0	0- 0	0- 0	NEUTRAL	0- 0	0- 0	0- 0				

RPI 1-25				RPI 26-50				RPI 51-100				Team's RPI: 92	RPI 101+			
RPI	S	Opponent	Score	RPI	S	Opponent	Score	RPI	S	Opponent	Score		RPI	S	Opponent	Score
7	A	Notre Dame	42 95	26	A	Louisville	53 70						102	H	South Dakota St.	59 51
13	H	Georgia Tech	63 74	50	N	Washington St.	52 65						109	H	Seton Hall	69 60
14	N	Michigan	51 71										112	A	Toledo	69 60
17	A	Green Bay	50 66										132	H	Wisconsin	54 52
													175	H	Iona	93 44
													204	H	Mississippi Val.	69 61
													233	H	Ark.-Pine Bluff	84 36
													238	H	Vermont	71 60
													303	N	Prairie View	71 51
<hr/>																
LAST 12 Division I GAMES:																
				26	A	Louisville	53 70	109	H	Seton Hall	69 60					
				112	A	Toledo	69 60	233	H	Ark.-Pine Bluff	84 36					
				238	H	Vermont	71 60	17	A	Green Bay	50 66					
				102	H	South Dakota St.	59 51	14	N	Michigan	51 71					
				175	H	Iona	93 44	303	N	Prairie View	71 51					
				7	A	Notre Dame	42 95	50	N	Washington St.	52 65					

Non-Div I Games: New Orleans 96 35

Marquette

Average RPI Win:	264	WON-LOST	WINNING	LAST 12	STRENGTH OF	OPP. STRENGTH	TEAM	ADJ.	CONF.	ADJ CONF.
Average RPI Loss:	167	RECORD	PCT. RANK	GAMES	SCHEDULE	OF SCHEDULE	RPI	RPI	RPI	RPI
DIV. I ONLY	10- 3	46	9- 2	332	233	156	156	12	12	
DIV. I NON-CONF.	8- 3	73	7- 2	323	232	147	147	18	18	
TOTALS	RPI 1-25	RPI 26-50	W-L RECORDS	RPI 51-100	RPI 101-150	RPI 150+				
10- 3	0- 0	0- 0	OVERALL	0- 1	1- 0	9- 2				
4- 1	0- 0	0- 0	HOME	0- 1	1- 0	3- 0				
5- 2	0- 0	0- 0	AWAY	0- 0	0- 0	5- 2				
1- 0	0- 0	0- 0	NEUTRAL	0- 0	0- 0	1- 0				
8- 3	0- 0	0- 0	NON-CONFERENCE	0- 1	1- 0	7- 2				
3- 1	0- 0	0- 0	HOME	0- 1	1- 0	2- 0				
4- 2	0- 0	0- 0	AWAY	0- 0	0- 0	4- 2				
1- 0	0- 0	0- 0	NEUTRAL	0- 0	0- 0	1- 0				
2- 0	0- 0	0- 0	CONFERENCE	0- 0	0- 0	2- 0				
1- 0	0- 0	0- 0	HOME	0- 0	0- 0	1- 0				
1- 0	0- 0	0- 0	AWAY	0- 0	0- 0	1- 0				
0- 0	0- 0	0- 0	NEUTRAL	0- 0	0- 0	0- 0				

RPI 1-25			RPI 26-50			RPI 51-100			RPI 101+			Team's RPI: 156
RPI	S	Opponent	Score	RPI	S	Opponent	Score	RPI	S	Opponent	Score	
						58 H	Miami (OH)	49	56	103 H	Cincinnati	55 47
										176 A	Furman	54 62
										237 H	Tulsa	63 45
										242 H	Longwood	62 48
										258 A	Ball St.	60 58
										266 A	Ohio	56 68
										276 A	Evansville	60 48
										283 A	Tennessee Tech	73 68
										290 A	Morehead St.	83 66
										312 A	Houston	65 41
										320 H	Kent St.	93 55
										323 N	Chicago St.	72 48
LAST 12 Division I GAMES:												
312	A	Houston	65 41	237	H	Tulsa	63 45					
258	A	Ball St.	60 58	276	A	Evansville	60 48					
283	A	Tennessee Tech	73 68	323	N	Chicago St.	72 48					
176	A	Furman	54 62	290	A	Morehead St.	83 66					
242	H	Longwood	62 48	266	A	Ohio	56 68					
103	H	Cincinnati	55 47	58	H	Miami (OH)	49 56					

Non-Div I Games: Neb. Omaha 54 48

Marshall

■ Loss,
■ Non-Conf,
■ S Site,
■ H Home
■ A Away
N Neutral

Maryland

Through Games Of Sunday, January 8, 2012

Average RPI Win:	125	WON-LOST	WINNING	LAST 12	STRENGTH OF	OPP. STRENGTH	TEAM	ADJ.	CONF.	ADJ CONF.
Average RPI Loss:	0	RECORD	PCT. RANK	GAMES	SCHEDULE	OF SCHEDULE	RPI	RPI	RPI	RPI
DIV. I ONLY	16- 0	1	12- 0	25	47	6	6	5	5	
DIV. I NON-CONF.	13- 0	1	9- 0	37	75	7	7	4	4	
TOTALS	RPI 1-25		RPI 26-50	W-L RECORDS	RPI 51-100	RPI 101-150		RPI 150+		
16- 0	4- 0		3- 0	OVERALL	0- 0	2- 0		7- 0		
9- 0	4- 0		2- 0	HOME	0- 0	0- 0		3- 0		
6- 0	0- 0		1- 0	AWAY	0- 0	2- 0		3- 0		
1- 0	0- 0		0- 0	NEUTRAL	0- 0	0- 0		1- 0		
13- 0	3- 0		2- 0	NON-CONFERENCE	0- 0	1- 0		7- 0		
8- 0	3- 0		2- 0	HOME	0- 0	0- 0		3- 0		
4- 0	0- 0		0- 0	AWAY	0- 0	1- 0		3- 0		
1- 0	0- 0		0- 0	NEUTRAL	0- 0	0- 0		1- 0		
3- 0	1- 0		1- 0	CONFERENCE	0- 0	1- 0		0- 0		
1- 0	1- 0		0- 0	HOME	0- 0	0- 0		0- 0		
2- 0	0- 0		1- 0	AWAY	0- 0	1- 0		0- 0		
0- 0	0- 0		0- 0	NEUTRAL	0- 0	0- 0		0- 0		

RPI	S	Opponent	Score	RPI	S	Opponent	Score	RPI	S	Opponent	Score	RPI	S	Opponent	Score
3	H	Delaware	85 76	38	H	Saint Joseph's	94 71					129	A	North Carolina	78 72
13	H	Georgia Tech	77 74	42	H	Towson	82 46					142	A	UMBC	70 59
14	H	Michigan	74 65	46	A	Florida St.	91 70					163	A	FIU	84 52
24	H	Georgetown	72 53									180	A	American	76 42
												190	A	George Mason	78 50
												199	H	Loyola Maryland	84 46
												230	H	Lafayette	84 36
												272	N	CSU Bakersfield	114 83
												317	H	Delaware St.	108 33
LAST 12 Division I GAMES:															
13	H	Georgia Tech	77 74	129	A	North Carolina	78 72								
46	A	Florida St.	91 70	180	A	American	76 42								
3	H	Delaware	85 76	14	H	Michigan	74 65								
230	H	Lafayette	84 36	272	N	CSU Bakersfield	114 83								
190	A	George Mason	78 50	163	A	FIU	84 52								
317	H	Delaware St.	108 33	38	H	Saint Joseph's	94 71								

Non-Div I Games:

Maryland

Loss, Non-Conf, S Site, H Home A Away N Neutral

Massachusetts

Through Games Of Sunday, January 8, 2012

Average RPI Win:	242	WON-LOST	WINNING	LAST 12	STRENGTH OF	OPP. STRENGTH	TEAM	ADJ.	CONF.	ADJ CONF.
Average RPI Loss:	126	RECORD	PCT. RANK	GAMES	SCHEDULE	OF SCHEDULE	RPI	RPI	RPI	RPI
DIV. I ONLY	5- 11	258	4- 8	154	188	228	228	9	9	
DIV. I NON-CONF.	5- 10	238	4- 7	170	204	241	241	8	8	
TOTALS	RPI 1-25	RPI 26-50	W-L RECORDS	RPI 51-100	RPI 101-150	RPI 150+				
5- 11	0- 0	0- 2	OVERALL	0- 2	1- 3	4- 4				
2- 5	0- 0	0- 1	HOME	0- 0	1- 2	1- 2				
2- 6	0- 0	0- 1	AWAY	0- 2	0- 1	2- 2				
1- 0	0- 0	0- 0	NEUTRAL	0- 0	0- 0	1- 0				
5- 10	0- 0	0- 1	NON-CONFERENCE	0- 2	1- 3	4- 4				
2- 4	0- 0	0- 0	HOME	0- 0	1- 2	1- 2				
2- 6	0- 0	0- 1	AWAY	0- 2	0- 1	2- 2				
1- 0	0- 0	0- 0	NEUTRAL	0- 0	0- 0	1- 0				
0- 1	0- 0	0- 1	CONFERENCE	0- 0	0- 0	0- 0				
0- 1	0- 0	0- 1	HOME	0- 0	0- 0	0- 0				
0- 0	0- 0	0- 0	AWAY	0- 0	0- 0	0- 0				
0- 0	0- 0	0- 0	NEUTRAL	0- 0	0- 0	0- 0				

RPI 1-25				RPI 26-50				RPI 51-100				RPI 101+				Team's RPI: 228	
RPI	S	Opponent	Score	RPI	S	Opponent	Score	RPI	S	Opponent	Score	RPI	S	Opponent	Score		
				35	A	Virginia	38 53	58	A	Miami (OH)	56 81	104	H	Providence	45 66		
				38	H	Saint Joseph's	58 86	78	A	Quinnipiac	63 66	108	H	Boston U.	55 49		
												140	A	Holy Cross	64 76		
												141	H	Harvard	47 68		
												181	H	Ole Miss	67 72		
												190	A	George Mason	52 55		
												192	A	Boston College	64 80		
												225	A	Binghamton	64 55		
												226	N	Elon	76 56		
												229	H	Central Conn. St.	55 58		
												324	H	Maine	63 54		
												327	A	Siena	58 53		
LAST 12 Division I GAMES:																	
				141	H	Harvard	47 68	38	H	Saint Joseph's	58 86						
				35	A	Virginia	38 53	104	H	Providence	45 66						
				226	N	Elon	76 56	192	A	Boston College	64 80						
				327	A	Siena	58 53	190	A	George Mason	52 55						
				225	A	Binghamton	64 55	78	A	Quinnipiac	63 66						
				324	H	Maine	63 54	181	H	Ole Miss	67 72						

Non-Div I Games:

Massachusetts

Loss, Non-Conf, S Site, H Home A Away N Neutral

Average RPI Win:	246	WON-LOST	WINNING	LAST 12	STRENGTH OF	OPP. STRENGTH	TEAM	ADJ.	CONF.	ADJ CONF.
Average RPI Loss:	21	RECORD	PCT. RANK	GAMES	SCHEDULE	OF SCHEDULE	RPI	RPI	RPI	RPI
DIV. I ONLY	8- 4	87	6- 3	190	92	93	93	25	25	
DIV. I NON-CONF.	7- 4	100	5- 3	154	50	73	73	25	25	
TOTALS	RPI 1-25	RPI 26-50	W-L RECORDS	RPI 51-100	RPI 101-150	RPI 150+				
8- 4	0- 3	0- 0	OVERALL	1- 1	0- 0	7- 0				
4- 1	0- 1	0- 0	HOME	1- 0	0- 0	3- 0				
3- 3	0- 2	0- 0	AWAY	0- 1	0- 0	3- 0				
1- 0	0- 0	0- 0	NEUTRAL	0- 0	0- 0	1- 0				
7- 4	0- 3	0- 0	NON-CONFERENCE	1- 1	0- 0	6- 0				
3- 1	0- 1	0- 0	HOME	1- 0	0- 0	2- 0				
3- 3	0- 2	0- 0	AWAY	0- 1	0- 0	3- 0				
1- 0	0- 0	0- 0	NEUTRAL	0- 0	0- 0	1- 0				
1- 0	0- 0	0- 0	CONFERENCE	0- 0	0- 0	1- 0				
1- 0	0- 0	0- 0	HOME	0- 0	0- 0	1- 0				
0- 0	0- 0	0- 0	AWAY	0- 0	0- 0	0- 0				
0- 0	0- 0	0- 0	NEUTRAL	0- 0	0- 0	0- 0				

RPI 1-25				RPI 26-50				RPI 51-100 Team's RPI: 93				RPI 101+			
RPI	S	Opponent	Score	RPI	S	Opponent	Score	RPI	S	Opponent	Score	RPI	S	Opponent	Score
2	A	Baylor	50 90					53	A	UCLA	59 67	188	H	Manhattan	69 52
8	A	Texas A&M	62 72					88	H	UAB	61 56	205	N	Tex.-Pan American	67 46
21	H	LSU	43 64									259	A	La.-Monroe	68 60
												270	H	La.-Lafayette	80 59
												312	A	Houston	72 59
												314	H	A&M-Corpus Christi	66 51
												331	A	Texas Southern	70 37
LAST 12 Division I GAMES:															
8	A	Texas A&M	62 72	314	H	A&M-Corpus Christi	66 51								
2	A	Baylor	50 90	205	N	Tex.-Pan American	67 46								
21	H	LSU	43 64	270	H	La.-Lafayette	80 59								
331	A	Texas Southern	70 37	88	H	UAB	61 56								
259	A	La.-Monroe	68 60	188	H	Manhattan	69 52								
312	A	Houston	72 59	53	A	UCLA	59 67								

Non-Div I Games: Centenary (LA) 89 32 Southern-N.O. 78 23 Wiley 82 54

McNeese St.

Average RPI Win:	235	WON-LOST	WINNING	LAST 12	STRENGTH OF	OPP. STRENGTH	TEAM	ADJ.	CONF.	ADJ CONF.
Average RPI Loss:	131	RECORD	PCT. RANK	GAMES	SCHEDULE	OF SCHEDULE	RPI	RPI	RPI	RPI
DIV. I ONLY	3- 9	285	3- 8	139	161	213	213	27	27	
DIV. I NON-CONF.	2- 8	288	2- 7	55	125	172	172	24	24	
TOTALS	RPI 1-25	RPI 26-50	W-L RECORDS	RPI 51-100	RPI 101-150	RPI 150+				
3- 9	0- 0	0- 3	OVERALL	0- 1	0- 2	3- 3				
1- 2	0- 0	0- 0	HOME	0- 0	0- 0	1- 2				
2- 7	0- 0	0- 3	AWAY	0- 1	0- 2	2- 1				
0- 0	0- 0	0- 0	NEUTRAL	0- 0	0- 0	0- 0				
2- 8	0- 0	0- 3	NON-CONFERENCE	0- 1	0- 2	2- 2				
0- 2	0- 0	0- 0	HOME	0- 0	0- 0	0- 2				
2- 6	0- 0	0- 3	AWAY	0- 1	0- 2	2- 0				
0- 0	0- 0	0- 0	NEUTRAL	0- 0	0- 0	0- 0				
1- 1	0- 0	0- 0	CONFERENCE	0- 0	0- 0	1- 1				
1- 0	0- 0	0- 0	HOME	0- 0	0- 0	1- 0				
0- 1	0- 0	0- 0	AWAY	0- 0	0- 0	0- 1				
0- 0	0- 0	0- 0	NEUTRAL	0- 0	0- 0	0- 0				

RPI 1-25				RPI 26-50				RPI 51-100				RPI 101+				Team's RPI: 213	
RPI	S	Opponent	Score	RPI	S	Opponent	Score	RPI	S	Opponent	Score	RPI	S	Opponent	Score		
				30	A	James Madison	53 61	97	A	Wake Forest	45 77	113	A	South Fla.	50 71		
				37	A	Penn St.	51 76					142	A	UMBC	60 65		
				42	A	Towson	45 58					180	A	American	39 37		
												208	A	Old Dominion	63 59		
												217	H	Canisius	43 45		
												221	H	Mt. St. Mary's	44 63		
												280	A	Norfolk St.	58 61		
												317	H	Delaware St.	60 32		
LAST 12 Division I GAMES:																	
				97	A	Wake Forest	45 77	280	A	Norfolk St.	58 61						
				208	A	Old Dominion	63 59	317	H	Delaware St.	60 32						
				113	A	South Fla.	50 71	180	A	American	39 37						
				42	A	Towson	45 58	217	H	Canisius	43 45						
				37	A	Penn St.	51 76	30	A	James Madison	53 61						
				142	A	UMBC	60 65	221	H	Mt. St. Mary's	44 63						

Non-Div I Games: Elizabeth City St. 55 62

Md.-East. Shore

Loss, Non-Conf, S Site, H Home A Away N Neutral

Average RPI Win:	215	WON-LOST	WINNING	LAST 12	STRENGTH OF	OPP. STRENGTH	TEAM	ADJ.	CONF.	ADJ CONF.
Average RPI Loss:	74	RECORD	PCT. RANK	GAMES	SCHEDULE	OF SCHEDULE	RPI	RPI	RPI	RPI
DIV. I ONLY	11- 4	55	9- 3	267	46	101	101	12	12	
DIV. I NON-CONF.	10- 3	50	8- 2	328	33	144	144	18	18	
TOTALS	RPI 1-25	RPI 26-50	W-L RECORDS	RPI 51-100	RPI 101-150	RPI 150+				
11- 4	0- 0	1- 0	OVERALL	0- 4	2- 0	8- 0				
9- 0	0- 0	1- 0	HOME	0- 0	2- 0	6- 0				
1- 4	0- 0	0- 0	AWAY	0- 4	0- 0	1- 0				
1- 0	0- 0	0- 0	NEUTRAL	0- 0	0- 0	1- 0				
10- 3	0- 0	0- 0	NON-CONFERENCE	0- 3	2- 0	8- 0				
8- 0	0- 0	0- 0	HOME	0- 0	2- 0	6- 0				
1- 3	0- 0	0- 0	AWAY	0- 3	0- 0	1- 0				
1- 0	0- 0	0- 0	NEUTRAL	0- 0	0- 0	1- 0				
1- 1	0- 0	1- 0	CONFERENCE	0- 1	0- 0	0- 0				
1- 0	0- 0	1- 0	HOME	0- 0	0- 0	0- 0				
0- 1	0- 0	0- 0	AWAY	0- 1	0- 0	0- 0				
0- 0	0- 0	0- 0	NEUTRAL	0- 0	0- 0	0- 0				

RPI 1-25				RPI 26-50				RPI 51-100				RPI 101+				Team's RPI: 101	
RPI	S	Opponent	Score	RPI	S	Opponent	Score	RPI	S	Opponent	Score	RPI	S	Opponent	Score		
				34	H	Tulane	61 59	57	A	St. John's (NY)	60 64	109	H	Seton Hall	82 73		
								61	A	Missouri	48 58	120	H	UT Martin	90 69		
								81	A	UTEP	60 66	169	A	UALR	81 66		
								98	A	Illinois	54 62	187	N	Louisiana Tech	86 67		
												233	H	Ark.-Pine Bluff	89 60		
												271	H	Tennessee St.	88 64		
												297	H	Saint Louis	63 60		
												310	H	Belmont	79 40		
												311	H	Texas-Arlington	77 60		
												322	H	Southeastern La.	80 44		
LAST 12 Division I GAMES:																	
				34	H	Tulane	61 59	81	A	UTEP	60 66						
				109	H	Seton Hall	82 73	120	H	UT Martin	90 69						
				61	A	Missouri	48 58	271	H	Tennessee St.	88 64						
				57	A	St. John's (NY)	60 64	311	H	Texas-Arlington	77 60						
				187	N	Louisiana Tech	86 67	322	H	Southeastern La.	80 44						
				169	A	UALR	81 66	233	H	Ark.-Pine Bluff	89 60						

Non-Div I Games:

Memphis

■ Loss,
 ■ Non-Conf,
 ■ S Site,
 ■ H Home
 ■ A Away
 N Neutral

Average RPI Win:	268	WON-LOST	WINNING	LAST 12	STRENGTH OF	OPP. STRENGTH	TEAM	ADJ.	CONF.	ADJ CONF.
Average RPI Loss:	162	RECORD	PCT. RANK	GAMES	SCHEDULE	OF SCHEDULE	RPI	RPI	RPI	RPI
DIV. I ONLY	3- 13	301	3- 9	204	221	294	294	30	30	
DIV. I NON-CONF.	2- 9	293	2- 5	169	153	280	280	29	29	
TOTALS	RPI 1-25	RPI 26-50	W-L RECORDS	RPI 51-100	RPI 101-150	RPI 150+				
3- 13	0- 2	0- 0	OVERALL	0- 3	0- 2	3- 6				
1- 7	0- 2	0- 0	HOME	0- 2	0- 1	1- 2				
2- 6	0- 0	0- 0	AWAY	0- 1	0- 1	2- 4				
0- 0	0- 0	0- 0	NEUTRAL	0- 0	0- 0	0- 0				
2- 9	0- 2	0- 0	NON-CONFERENCE	0- 1	0- 2	2- 4				
1- 5	0- 2	0- 0	HOME	0- 0	0- 1	1- 2				
1- 4	0- 0	0- 0	AWAY	0- 1	0- 1	1- 2				
0- 0	0- 0	0- 0	NEUTRAL	0- 0	0- 0	0- 0				
1- 4	0- 0	0- 0	CONFERENCE	0- 2	0- 0	1- 2				
0- 2	0- 0	0- 0	HOME	0- 2	0- 0	0- 0				
1- 2	0- 0	0- 0	AWAY	0- 0	0- 0	1- 2				
0- 0	0- 0	0- 0	NEUTRAL	0- 0	0- 0	0- 0				

RPI 1-25				RPI 26-50				RPI 51-100				RPI 101+ Team's RPI: 294			
RPI	S	Opponent	Score	RPI	S	Opponent	Score	RPI	S	Opponent	Score	RPI	S	Opponent	Score
7	H	Notre Dame	42 128					72	H	Fla. Gulf Coast	50 98	119	A	Davidson	60 75
25	H	Georgia	43 80					89	H	Stetson	84 89	128	H	Auburn	43 77
								97	A	Wake Forest	44 90	158	A	High Point	75 67
												216	H	Winthrop	74 88
												223	A	UCF	43 72
												227	H	Ga. Southern	55 57
												241	A	East Tenn. St.	46 72
												310	A	Belmont	64 61
												326	A	UNC Asheville	75 76
												337	H	Troy	69 59
												339	A	Lipscomb	70 80
LAST 12 Division I GAMES:															
89	H	Stetson	84 89	241	A	East Tenn. St.	46 72								
72	H	Fla. Gulf Coast	50 98	25	H	Georgia	43 80								
7	H	Notre Dame	42 128	310	A	Belmont	64 61								
216	H	Winthrop	74 88	339	A	Lipscomb	70 80								
326	A	UNC Asheville	75 76	158	A	High Point	75 67								
337	H	Troy	69 59	97	A	Wake Forest	44 90								

Non-Div I Games:

Mercer

■ Loss,
 ■ Non-Conf, S Site,
 ■ Home
 ■ Away
 N Neutral

Average RPI Win: 152				Through Games of Sunday, January 6, 2013													
WON-LOST		WINNING		LAST 12		STRENGTH OF		OPP. STRENGTH		TEAM		ADJ.		CONF.		ADJ CONF.	
RECORD		PCT. RANK		GAMES		SCHEDULE		OF SCHEDULE		RPI		RPI		RPI		RPI	
DIV. I ONLY		11- 3		38		9- 2		40		30		23		23		5	
DIV. I NON-CONF.		10- 2		31		8- 1		65		26		25		25		4	
TOTALS		RPI 1-25		RPI 26-50		W-L RECORDS		RPI 51-100		RPI 101-150		RPI 150+					
11- 3		1- 2		1- 0		OVERALL		1- 0		3- 1		5- 0					
9- 0		1- 0		1- 0		HOME		0- 0		2- 0		5- 0					
1- 3		0- 2		0- 0		AWAY		1- 0		0- 1		0- 0					
1- 0		0- 0		0- 0		NEUTRAL		0- 0		1- 0		0- 0					
10- 2		1- 2		0- 0		NON-CONFERENCE		1- 0		3- 0		5- 0					
8- 0		1- 0		0- 0		HOME		0- 0		2- 0		5- 0					
1- 2		0- 2		0- 0		AWAY		1- 0		0- 0		0- 0					
1- 0		0- 0		0- 0		NEUTRAL		0- 0		1- 0		0- 0					
1- 1		0- 0		1- 0		CONFERENCE		0- 0		0- 1		0- 0					
1- 0		0- 0		1- 0		HOME		0- 0		0- 0		0- 0					
0- 1		0- 0		0- 0		AWAY		0- 0		0- 1		0- 0					
0- 0		0- 0		0- 0		NEUTRAL		0- 0		0- 0		0- 0					

RPI 1-25				Team's RPI: 23		RPI 26-50				RPI 51-100				RPI 101+			
RPI	S	Opponent	Score	RPI	S	Opponent	Score	RPI	S	Opponent	Score	RPI	S	Opponent	Score		
1	A	Tennessee	76 92	47	H	North Carolina St.	78 68	70	A	Michigan St.	76 60	105	H	VCU	91 61		
10	H	Rutgers	92 81									113	N	South Fla.	92 72		
24	A	Georgetown	46 71									129	A	North Carolina	63 65		
												140	H	Holy Cross	89 49		
												181	H	Ole Miss	76 48		
												205	H	Tex.-Pan American	83 37		
												242	H	Longwood	92 43		
												259	H	La.-Monroe	103 39		
												303	H	Prairie View	107 26		
LAST 12 Division I GAMES:																	
129	A	North Carolina	63 65	47	H	North Carolina St.	78 68	10	H	Rutgers	92 81						
105	H	VCU	91 61					70	A	Michigan St.	76 60						
140	H	Holy Cross	89 49									242	H	Longwood	92 43		
24	A	Georgetown	46 71									113	N	South Fla.	92 72		
259	H	La.-Monroe	103 39									303	H	Prairie View	107 26		
181	H	Ole Miss	76 48														

Non-Div I Games: Alas. Anchorage 72 55

Miami (FL)

■ Loss,
■ Non-Conf, S Site,
■ Home
■ Away
N Neutral

Average RPI Win:	200	WON-LOST	WINNING	LAST 12	STRENGTH OF	OPP. STRENGTH	TEAM	ADJ.	CONF.	ADJ CONF.
Average RPI Loss:	66	RECORD	PCT. RANK	GAMES	SCHEDULE	OF SCHEDULE	RPI	RPI	RPI	RPI
DIV. I ONLY	12- 3	32	10- 2	173	198	58	58	14	14	
DIV. I NON-CONF.	10- 3	50	8- 2	128	234	48	48	16	16	
TOTALS	RPI 1-25	RPI 26-50	W-L RECORDS	RPI 51-100	RPI 101-150	RPI 150+				
12- 3	0- 0	0- 1	OVERALL	0- 2	1- 0	11- 0				
9- 0	0- 0	0- 0	HOME	0- 0	1- 0	8- 0				
3- 3	0- 0	0- 1	AWAY	0- 2	0- 0	3- 0				
0- 0	0- 0	0- 0	NEUTRAL	0- 0	0- 0	0- 0				
10- 3	0- 0	0- 1	NON-CONFERENCE	0- 2	1- 0	9- 0				
8- 0	0- 0	0- 0	HOME	0- 0	1- 0	7- 0				
2- 3	0- 0	0- 1	AWAY	0- 2	0- 0	2- 0				
0- 0	0- 0	0- 0	NEUTRAL	0- 0	0- 0	0- 0				
2- 0	0- 0	0- 0	CONFERENCE	0- 0	0- 0	2- 0				
1- 0	0- 0	0- 0	HOME	0- 0	0- 0	1- 0				
1- 0	0- 0	0- 0	AWAY	0- 0	0- 0	1- 0				
0- 0	0- 0	0- 0	NEUTRAL	0- 0	0- 0	0- 0				

RPI 1-25				RPI 26-50				RPI 51-100				Team's RPI: 58	RPI 101+			
RPI	S	Opponent	Score	RPI	S	Opponent	Score	RPI	S	Opponent	Score		RPI	S	Opponent	Score
				44	A	Duquesne	63 64	66	A	Temple	36 70		103	H	Cincinnati	74 69
								89	A	Stetson	62 71		152	H	Wright St.	70 63
													156	A	Marshall	56 49
													166	A	Robert Morris	61 50
													173	H	Buffalo	72 51
													175	H	Iona	92 77
													194	H	Indiana	77 72
													201	A	Akron	95 85
													228	H	Massachusetts	81 56
													251	H	Northeastern	75 55
													281	H	Eastern Ky.	60 55
													323	H	Chicago St.	74 60
LAST 12 Division I GAMES:																
				201	A	Akron	95 85					173	H	Buffalo	72 51	
				166	A	Robert Morris	61 50					281	H	Eastern Ky.	60 55	
				323	H	Chicago St.	74 60					44	A	Duquesne	63 64	
				251	H	Northeastern	75 55					175	H	Iona	92 77	
				103	H	Cincinnati	74 69					89	A	Stetson	62 71	
				152	H	Wright St.	70 63					194	H	Indiana	77 72	

Non-Div I Games:

Miami (OH)

Michigan

Through Games Of Sunday, January 8, 2012

Average RPI Win:	125	WON-LOST	WINNING	LAST 12	STRENGTH OF	OPP. STRENGTH	TEAM	ADJ.	CONF.	ADJ CONF.
Average RPI Loss:	64	RECORD	PCT. RANK	GAMES	SCHEDULE	OF SCHEDULE	RPI	RPI	RPI	RPI
DIV. I ONLY	13- 3	25	9- 3	33	29	14	14	4	4	
DIV. I NON-CONF.	11- 2	23	7- 2	35	48	15	15	3	3	
TOTALS	RPI 1-25	RPI 26-50	W-L RECORDS	RPI 51-100	RPI 101-150	RPI 150+				
13- 3	1- 1	2- 0	OVERALL	3- 1	4- 1	3- 0				
6- 0	1- 0	0- 0	HOME	1- 0	3- 0	1- 0				
4- 3	0- 1	1- 0	AWAY	1- 1	1- 1	1- 0				
3- 0	0- 0	1- 0	NEUTRAL	1- 0	0- 0	1- 0				
11- 2	0- 1	2- 0	NON-CONFERENCE	2- 0	4- 1	3- 0				
5- 0	0- 0	0- 0	HOME	1- 0	3- 0	1- 0				
3- 2	0- 1	1- 0	AWAY	0- 0	1- 1	1- 0				
3- 0	0- 0	1- 0	NEUTRAL	1- 0	0- 0	1- 0				
2- 1	1- 0	0- 0	CONFERENCE	1- 1	0- 0	0- 0				
1- 0	1- 0	0- 0	HOME	0- 0	0- 0	0- 0				
1- 1	0- 0	0- 0	AWAY	1- 1	0- 0	0- 0				
0- 0	0- 0	0- 0	NEUTRAL	0- 0	0- 0	0- 0				

RPI 1-25				RPI 26-50				RPI 51-100				RPI 101+			
RPI	S	Opponent	Score	RPI	S	Opponent	Score	RPI	S	Opponent	Score	RPI	S	Opponent	Score
6	A	Maryland	65 74	33	A	Florida	69 66	70	A	Michigan St.	55 60	109	A	Seton Hall	51 47
15	H	Ohio St.	73 62	50	N	Washington St.	69 39	80	H	Iowa St.	56 49	115	A	Eastern Mich.	64 77
								92	N	Marquette	71 51	136	H	Utah	55 50
								98	A	Illinois	70 50	138	H	Indiana St.	72 44
												147	H	Illinois St.	76 59
												191	A	Detroit	61 51
												232	H	Fla. Atlantic	73 51
												303	N	Prairie View	59 53
LAST 12 Division I GAMES:															
70	A	Michigan St.	55 60	15	H	Ohio St.	73 62	80	H	Iowa St.	56 49	6	A	Maryland	65 74
98	A	Illinois	70 50	80	H	Iowa St.	56 49	92	N	Marquette	71 51	50	N	Washington St.	69 39
147	H	Illinois St.	76 59	50	N	Washington St.	69 39	303	N	Prairie View	59 53				
138	H	Indiana St.	72 44												
115	A	Eastern Mich.	64 77												
191	A	Detroit	61 51												

Non-Div I Games:

Michigan

■ Loss,
■ Non-Conf,
■ S Site,
■ H Home
■ A Away
N Neutral

Average RPI Win:	187	WON-LOST	WINNING	LAST 12	STRENGTH OF	OPP. STRENGTH	TEAM	ADJ.	CONF.	ADJ CONF.
Average RPI Loss:	65	RECORD	PCT. RANK	GAMES	SCHEDULE	OF SCHEDULE	RPI	RPI	RPI	RPI
DIV. I ONLY	11- 5	81	8- 4	95	71	70	70	4	4	
DIV. I NON-CONF.	8- 5	109	5- 4	145	119	86	86	3	3	
TOTALS	RPI 1-25	RPI 26-50	W-L RECORDS	RPI 51-100	RPI 101-150	RPI 150+				
11- 5	1- 2	1- 0	OVERALL	0- 2	1- 1	8- 0				
6- 1	1- 1	0- 0	HOME	0- 0	1- 0	4- 0				
3- 2	0- 0	1- 0	AWAY	0- 2	0- 0	2- 0				
2- 2	0- 1	0- 0	NEUTRAL	0- 0	0- 1	2- 0				
8- 5	0- 2	0- 0	NON-CONFERENCE	0- 2	1- 1	7- 0				
5- 1	0- 1	0- 0	HOME	0- 0	1- 0	4- 0				
1- 2	0- 0	0- 0	AWAY	0- 2	0- 0	1- 0				
2- 2	0- 1	0- 0	NEUTRAL	0- 0	0- 1	2- 0				
3- 0	1- 0	1- 0	CONFERENCE	0- 0	0- 0	1- 0				
1- 0	1- 0	0- 0	HOME	0- 0	0- 0	0- 0				
2- 0	0- 0	1- 0	AWAY	0- 0	0- 0	1- 0				
0- 0	0- 0	0- 0	NEUTRAL	0- 0	0- 0	0- 0				

RPI 1-25				RPI 26-50				RPI 51-100 Team's RPI: 70				RPI 101+			
RPI	S	Opponent	Score	RPI	S	Opponent	Score	RPI	S	Opponent	Score	RPI	S	Opponent	Score
14	H	Michigan	60 55	37	A	Penn St.	75 65	71	A	Texas	53 61	115	H	Eastern Mich.	60 59
16	N	Villanova	64 75					72	A	Fla. Gulf Coast	58 59	145	N	Pittsburgh	54 64
23	H	Miami (FL)	60 76									191	H	Detroit	64 41
												194	A	Indiana	63 49
												200	H	Oakland	67 42
												211	A	Milwaukee	70 57
												248	N	Colorado St.	72 45
												257	H	IPFW	62 56
												279	N	N.C. A&T	113 60
												306	H	Western Mich.	80 45
LAST 12 Division I GAMES:															
14	H	Michigan	60 55	37	A	Penn St.	75 65	115	H	Eastern Mich.	60 59	23	H	Miami (FL)	60 76
194	A	Indiana	63 49	71	A	Texas	53 61	200	H	Oakland	67 42	211	A	Milwaukee	70 57
145	N	Pittsburgh	54 64	72	A	Fla. Gulf Coast	58 59	248	N	Colorado St.	72 45	257	H	IPFW	62 56
248	N	Colorado St.	72 45	191	H	Detroit	64 41	279	N	N.C. A&T	113 60	306	H	Western Mich.	80 45
71	A	Texas	53 61												
191	H	Detroit	64 41												

Non-Div I Games:

Michigan St.

Average RPI Win:	201	WON-LOST	WINNING	LAST 12	STRENGTH OF	OPP. STRENGTH	TEAM	ADJ.	CONF.	ADJ CONF.
Average RPI Loss:	30	RECORD	PCT. RANK	GAMES	SCHEDULE	OF SCHEDULE	RPI	RPI	RPI	RPI
DIV. I ONLY	12- 5	73	9- 3	110	62	73	73	20	20	
DIV. I NON-CONF.	8- 5	109	5- 3	76	11	47	47	20	20	
TOTALS	RPI 1-25	RPI 26-50	W-L RECORDS	RPI 51-100	RPI 101-150	RPI 150+				
12- 5	0- 2	1- 2	OVERALL	1- 1	1- 0	9- 0				
8- 2	0- 1	1- 0	HOME	0- 1	1- 0	6- 0				
3- 3	0- 1	0- 2	AWAY	0- 0	0- 0	3- 0				
1- 0	0- 0	0- 0	NEUTRAL	1- 0	0- 0	0- 0				
8- 5	0- 2	1- 2	NON-CONFERENCE	1- 1	1- 0	5- 0				
5- 2	0- 1	1- 0	HOME	0- 1	1- 0	3- 0				
2- 3	0- 1	0- 2	AWAY	0- 0	0- 0	2- 0				
1- 0	0- 0	0- 0	NEUTRAL	1- 0	0- 0	0- 0				
4- 0	0- 0	0- 0	CONFERENCE	0- 0	0- 0	4- 0				
3- 0	0- 0	0- 0	HOME	0- 0	0- 0	3- 0				
1- 0	0- 0	0- 0	AWAY	0- 0	0- 0	1- 0				
0- 0	0- 0	0- 0	NEUTRAL	0- 0	0- 0	0- 0				

RPI 1-25				RPI 26-50				RPI 51-100				RPI 101+			
RPI	S	Opponent	Score	RPI	S	Opponent	Score	RPI	S	Opponent	Score	RPI	S	Opponent	Score
1	A	Tennessee	43 82	29	H	Kentucky	70 58	67	H	Arkansas	53 59	102	H	South Dakota St.	59 49
13	H	Georgia Tech	47 58	30	A	James Madison	46 60	100	N	UNC Wilmington	79 60	163	H	FIU	58 53
				37	A	Penn St.	49 65					164	H	South Ala.	60 39
												189	A	Xavier	65 49
												241	A	East Tenn. St.	78 63
												263	H	Austin Peay	69 63
												270	H	La.-Lafayette	104 53
												271	H	Tennessee St.	94 53
												283	H	Tennessee Tech	74 55
												337	A	Troy	72 66
LAST 12 Division I GAMES:															
337	A	Troy	72 66	270	H	La.-Lafayette	104 53	189	A	Xavier	65 49	263	H	Austin Peay	69 63
164	H	South Ala.	60 39	29	H	Kentucky	70 58	67	H	Arkansas	53 59	1	A	Tennessee	43 82
29	H	Kentucky	70 58	163	H	FIU	58 53	241	A	East Tenn. St.	78 63				
163	H	FIU	58 53	271	H	Tennessee St.	94 53								
271	H	Tennessee St.	94 53	13	H	Georgia Tech	47 58								

Non-Div I Games:

Middle Tenn.

■ Loss,
 ■ Non-Conf, S Site,
 ■ Home
 ■ Away
 N Neutral

Average RPI Win:	209	WON-LOST	WINNING	LAST 12	STRENGTH OF	OPP. STRENGTH	TEAM	ADJ.	CONF.	ADJ CONF.
Average RPI Loss:	123	RECORD	PCT. RANK	GAMES	SCHEDULE	OF SCHEDULE	RPI	RPI	RPI	RPI
DIV. I ONLY	4- 9	261	4- 8	122	99	211	211	15	15	
DIV. I NON-CONF.	4- 6	210	4- 5	157	72	228	228	17	17	
TOTALS	RPI 1-25	RPI 26-50	W-L RECORDS	RPI 51-100	RPI 101-150	RPI 150+				
4- 9	0- 2	0- 1	OVERALL	0- 1	2- 2	2- 3				
2- 5	0- 1	0- 0	HOME	0- 1	1- 1	1- 2				
2- 4	0- 1	0- 1	AWAY	0- 0	1- 1	1- 1				
0- 0	0- 0	0- 0	NEUTRAL	0- 0	0- 0	0- 0				
4- 6	0- 1	0- 1	NON-CONFERENCE	0- 1	2- 2	2- 1				
2- 2	0- 0	0- 0	HOME	0- 1	1- 1	1- 0				
2- 4	0- 1	0- 1	AWAY	0- 0	1- 1	1- 1				
0- 0	0- 0	0- 0	NEUTRAL	0- 0	0- 0	0- 0				
0- 3	0- 1	0- 0	CONFERENCE	0- 0	0- 0	0- 2				
0- 3	0- 1	0- 0	HOME	0- 0	0- 0	0- 2				
0- 0	0- 0	0- 0	AWAY	0- 0	0- 0	0- 0				
0- 0	0- 0	0- 0	NEUTRAL	0- 0	0- 0	0- 0				

RPI 1-25				RPI 26-50				RPI 51-100				RPI 101+ Team's RPI: 211			
RPI	S	Opponent	Score	RPI	S	Opponent	Score	RPI	S	Opponent	Score	RPI	S	Opponent	Score
2	A	Baylor	41 72	45	A	Oklahoma	50 72	70	H	Michigan St.	57 70	112	H	Toledo	60 57
17	H	Green Bay	53 88									132	H	Wisconsin	51 68
												134	A	Bradley	71 67
												144	A	Drake	51 63
												155	H	Ill.-Chicago	41 67
												234	H	Loyola Chicago	73 81
												268	A	Western Ill.	79 66
												306	A	Western Mich.	63 69
												323	H	Chicago St.	79 48
LAST 12 Division I GAMES:															
155	H	Ill.-Chicago	41 67	17	H	Green Bay	53 88	306	A	Western Mich.	63 69	134	A	Bradley	71 67
234	H	Loyola Chicago	73 81	45	A	Oklahoma	50 72	70	H	Michigan St.	57 70	268	A	Western Ill.	79 66
112	H	Toledo	60 57	2	A	Baylor	41 72	144	A	Drake	51 63				
323	H	Chicago St.	79 48												

Non-Div I Games:

Milwaukee

Through Games of Sunday, January 6, 1912									
Average RPI Win: 194	WON-LOST	WINNING	LAST 12	STRENGTH OF	OPP. STRENGTH	TEAM	ADJ.	CONF.	ADJ CONF.
Average RPI Loss: 73	RECORD	PCT. RANK	GAMES	SCHEDULE	OF SCHEDULE	RPI	RPI	RPI	RPI
DIV. I ONLY	10- 7	123	7- 5	60	122	95	95	4	4
DIV. I NON-CONF.	8- 6	128	5- 4	86	157	104	104	3	3

TOTALS	RPI 1-25	RPI 26-50	W-L RECORDS	RPI 51-100	RPI 101-150	RPI 150+			
10- 7	0- 2	0- 1	OVERALL	2- 2	1- 1	7- 1			
7- 1	0- 1	0- 0	HOME	0- 0	1- 0	6- 0			
1- 3	0- 1	0- 0	AWAY	1- 1	0- 0	0- 1			
2- 3	0- 0	0- 1	NEUTRAL	1- 1	0- 1	1- 0			
8- 6	0- 1	0- 1	NON-CONFERENCE	1- 2	1- 1	6- 1			
6- 1	0- 1	0- 0	HOME	0- 0	1- 0	5- 0			
0- 2	0- 0	0- 0	AWAY	0- 1	0- 0	0- 1			
2- 3	0- 0	0- 1	NEUTRAL	1- 1	0- 1	1- 0			
2- 1	0- 1	0- 0	CONFERENCE	1- 0	0- 0	1- 0			
1- 0	0- 0	0- 0	HOME	0- 0	0- 0	1- 0			
1- 1	0- 1	0- 0	AWAY	1- 0	0- 0	0- 0			
0- 0	0- 0	0- 0	NEUTRAL	0- 0	0- 0	0- 0			

RPI 1-25				RPI 26-50				RPI 51-100				Team's RPI: 95	RPI 101+			
RPI	S	Opponent	Score	RPI	S	Opponent	Score	RPI	S	Opponent	Score		RPI	S	Opponent	Score
2	H	Baylor	60 89	46	N	Florida St.	56 68	51	A	Northwestern	68 60		113	N	South Fla.	52 60
22	A	Purdue	53 57					67	N	Arkansas	68 60		141	H	Harvard	79 53
								78	N	Quinnipiac	62 64		153	A	Denver	63 72
								97	A	Wake Forest	65 82		174	N	Virginia Tech	65 64
													194	H	Indiana	84 43
													225	H	Binghamton	65 40
													236	H	Alcorn St.	75 46
													245	H	North Dakota St.	80 41
													287	H	Air Force	81 46
													321	H	NJIT	71 47
LAST 12 Division I GAMES:																
194	H	Indiana	84 43	51	A	Northwestern	68 60									
22	A	Purdue	53 57	287	H	Air Force	81 46									
321	H	NJIT	71 47	2	H	Baylor	60 89									
153	A	Denver	63 72	97	A	Wake Forest	65 82									
236	H	Alcorn St.	75 46	174	N	Virginia Tech	65 64									
141	H	Harvard	79 53	78	N	Quinnipiac	62 64									

Non-Div I Games:

Minnesota

Average RPI Win:	226	WON-LOST	WINNING	LAST 12	STRENGTH OF	OPP. STRENGTH	TEAM	ADJ.	CONF.	ADJ CONF.
Average RPI Loss:	58	RECORD	PCT. RANK	GAMES	SCHEDULE	OF SCHEDULE	RPI	RPI	RPI	RPI
DIV. I ONLY	10- 5	87	7- 5	213	81	122	122	3	3	
DIV. I NON-CONF.	10- 3	50	7- 3	295	94	162	162	5	5	
TOTALS	RPI 1-25	RPI 26-50	W-L RECORDS	RPI 51-100	RPI 101-150	RPI 150+				
10- 5	0- 2	1- 2	OVERALL	0- 0	0- 0	9- 1				
8- 1	0- 1	1- 0	HOME	0- 0	0- 0	7- 0				
2- 3	0- 1	0- 1	AWAY	0- 0	0- 0	2- 1				
0- 1	0- 0	0- 1	NEUTRAL	0- 0	0- 0	0- 0				
10- 3	0- 1	1- 1	NON-CONFERENCE	0- 0	0- 0	9- 1				
8- 0	0- 0	1- 0	HOME	0- 0	0- 0	7- 0				
2- 2	0- 1	0- 0	AWAY	0- 0	0- 0	2- 1				
0- 1	0- 0	0- 1	NEUTRAL	0- 0	0- 0	0- 0				
0- 2	0- 1	0- 1	CONFERENCE	0- 0	0- 0	0- 0				
0- 1	0- 1	0- 0	HOME	0- 0	0- 0	0- 0				
0- 1	0- 0	0- 1	AWAY	0- 0	0- 0	0- 0				
0- 0	0- 0	0- 0	NEUTRAL	0- 0	0- 0	0- 0				

RPI 1-25				RPI 26-50				RPI 51-100				RPI 101+ Team's RPI: 122			
RPI	S	Opponent	Score	RPI	S	Opponent	Score	RPI	S	Opponent	Score	RPI	S	Opponent	Score
8	A	Texas A&M	47 93	29	A	Kentucky	40 88					164	H	South Ala.	63 47
21	H	LSU	48 53	34	H	Tulane	70 55					187	A	Louisiana Tech	62 63
				43	N	Oklahoma St.	71 78					189	H	Xavier	71 65
												204	H	Mississippi Val.	64 47
												236	H	Alcorn St.	66 48
												243	A	Savannah St.	56 42
												270	H	La.-Lafayette	72 38
												277	A	Nevada	67 63
												302	H	Southern Miss.	71 57
												341	H	Jacksonville St.	78 41
LAST 12 Division I GAMES:															
21	H	LSU	48 53	29	A	Kentucky	40 88								
277	A	Nevada	67 63	34	H	Tulane	70 55								
43	N	Oklahoma St.	71 78	164	H	South Ala.	63 47								
270	H	La.-Lafayette	72 38	243	A	Savannah St.	56 42								
302	H	Southern Miss.	71 57	204	H	Mississippi Val.	64 47								
187	A	Louisiana Tech	62 63	8	A	Texas A&M	47 93								

Non-Div I Games:

Mississippi St.

Average RPI Win:	233	WON-LOST	WINNING	LAST 12	STRENGTH OF	OPP. STRENGTH	TEAM	ADJ.	CONF.	ADJ CONF.
Average RPI Loss:	86	RECORD	PCT. RANK	GAMES	SCHEDULE	OF SCHEDULE	RPI	RPI	RPI	RPI
DIV. I ONLY	1- 9	327	1- 8	23	49	204	204	31	31	
DIV. I NON-CONF.	0- 8	337	0- 7	2	52	118	118	23	23	
TOTALS	RPI 1-25	RPI 26-50	W-L RECORDS	RPI 51-100	RPI 101-150	RPI 150+				
1- 9	0- 1	0- 2	OVERALL	0- 4	0- 1	1- 1				
1- 0	0- 0	0- 0	HOME	0- 0	0- 0	1- 0				
0- 9	0- 1	0- 2	AWAY	0- 4	0- 1	0- 1				
0- 0	0- 0	0- 0	NEUTRAL	0- 0	0- 0	0- 0				
0- 8	0- 1	0- 2	NON-CONFERENCE	0- 4	0- 1	0- 0				
0- 0	0- 0	0- 0	HOME	0- 0	0- 0	0- 0				
0- 8	0- 1	0- 2	AWAY	0- 4	0- 1	0- 0				
0- 0	0- 0	0- 0	NEUTRAL	0- 0	0- 0	0- 0				
1- 1	0- 0	0- 0	CONFERENCE	0- 0	0- 0	1- 1				
1- 0	0- 0	0- 0	HOME	0- 0	0- 0	1- 0				
0- 1	0- 0	0- 0	AWAY	0- 0	0- 0	0- 1				
0- 0	0- 0	0- 0	NEUTRAL	0- 0	0- 0	0- 0				

RPI 1-25				RPI 26-50				RPI 51-100				RPI 101+ Team's RPI: 204			
RPI	S	Opponent	Score	RPI	S	Opponent	Score	RPI	S	Opponent	Score	RPI	S	Opponent	Score
2	A	Baylor	55 93	29	A	Kentucky	51 90	62	A	Iowa	80 86	122	A	Mississippi St.	47 64
				31	A	Nebraska	53 99	67	A	Arkansas	40 59	233	H	Ark.-Pine Bluff	92 50
								80	A	Iowa St.	47 77	291	A	Alabama St.	62 65
								92	A	Marquette	61 69				
LAST 12 Division I GAMES:															
233	H	Ark.-Pine Bluff	92 50	291	A	Alabama St.	62 65								
2	A	Baylor	55 93	122	A	Mississippi St.	47 64								
67	A	Arkansas	40 59	31	A	Nebraska	53 99								
62	A	Iowa	80 86	92	A	Marquette	61 69								
80	A	Iowa St.	47 77												
29	A	Kentucky	51 90												

Non-Div I Games: Rust 79 44 Talladega 63 33 Concordia-Selma 76 43

Mississippi Val.

Average RPI Win:	227	WON-LOST	WINNING	LAST 12	STRENGTH OF	OPP. STRENGTH	TEAM	ADJ.	CONF.	ADJ CONF.
Average RPI Loss:	24	RECORD	PCT. RANK	GAMES	SCHEDULE	OF SCHEDULE	RPI	RPI	RPI	RPI
DIV. I ONLY	10- 3	46	9- 3	53	268	61	61	1	1	
DIV. I NON-CONF.	10- 1	13	9- 1	187	327	109	109	1	1	
TOTALS	RPI 1-25	RPI 26-50	W-L RECORDS	RPI 51-100	RPI 101-150	RPI 150+				
10- 3	0- 2	0- 0	OVERALL	0- 1	3- 0	7- 0				
7- 2	0- 1	0- 0	HOME	0- 1	3- 0	4- 0				
3- 1	0- 1	0- 0	AWAY	0- 0	0- 0	3- 0				
0- 0	0- 0	0- 0	NEUTRAL	0- 0	0- 0	0- 0				
10- 1	0- 0	0- 0	NON-CONFERENCE	0- 1	3- 0	7- 0				
7- 1	0- 0	0- 0	HOME	0- 1	3- 0	4- 0				
3- 0	0- 0	0- 0	AWAY	0- 0	0- 0	3- 0				
0- 0	0- 0	0- 0	NEUTRAL	0- 0	0- 0	0- 0				
0- 2	0- 2	0- 0	CONFERENCE	0- 0	0- 0	0- 0				
0- 1	0- 1	0- 0	HOME	0- 0	0- 0	0- 0				
0- 1	0- 1	0- 0	AWAY	0- 0	0- 0	0- 0				
0- 0	0- 0	0- 0	NEUTRAL	0- 0	0- 0	0- 0				

RPI 1-25				RPI 26-50				RPI 51-100				Team's RPI: 61	RPI 101+			
RPI	S	Opponent	Score	RPI	S	Opponent	Score	RPI	S	Opponent	Score		RPI	S	Opponent	Score
2	A	Baylor	46 90					51	H	Northwestern	70 74		101	H	Memphis	58 48
20	H	Texas Tech	63 69										121	H	Eastern Ill.	56 54
													135	H	Sam Houston St.	66 48
													152	H	Wright St.	92 62
													274	H	North Dakota	69 52
													276	H	Evansville	74 51
													289	A	UTSA	70 50
													297	A	Saint Louis	68 56
													308	H	North Florida	67 46
													314	A	A&M-Corpus Christi	75 58
LAST 12 Division I GAMES:																
101	H	Memphis	58 48	20	H	Texas Tech	63 69	51	H	Northwestern	70 74		274	H	North Dakota	69 52
276	H	Evansville	74 51	2	A	Baylor	46 90	135	H	Sam Houston St.	66 48		308	H	North Florida	67 46
274	H	North Dakota	69 52	297	A	Saint Louis	68 56	297	A	Saint Louis	68 56		314	A	A&M-Corpus Christi	75 58
121	H	Eastern Ill.	56 54	314	A	A&M-Corpus Christi	75 58									
51	H	Northwestern	70 74													
152	H	Wright St.	92 62													

Non-Div I Games:

Missouri

Midwest DC.				Through Games of Sunday, January 6, 1912						
Average RPI Win:	171	WON-LOST	WINNING	LAST 12	STRENGTH OF	OPP. STRENGTH	TEAM	ADJ.	CONF.	ADJ CONF.
Average RPI Loss:	54	RECORD	PCT. RANK	GAMES	SCHEDULE	OF SCHEDULE	RPI	RPI	RPI	RPI
DIV. I ONLY	10- 4	63	9- 3	80	55	49	49	10	10	
DIV. I NON-CONF.	7- 3	87	6- 2	111	39	53	53	10	10	

TOTALS	RPI 1-25	RPI 26-50		W-L RECORDS		RPI 51-100	RPI 101-150	RPI 150+		
10- 4	0- 1	0- 2		OVERALL		1- 0	3- 1	6- 0		
6- 1	0- 0	0- 1		HOME		1- 0	1- 0	4- 0		
4- 3	0- 1	0- 1		AWAY		0- 0	2- 1	2- 0		
0- 0	0- 0	0- 0		NEUTRAL		0- 0	0- 0	0- 0		
7- 3	0- 1	0- 2		NON-CONFERENCE		0- 0	1- 0	6- 0		
4- 1	0- 0	0- 1		HOME		0- 0	0- 0	4- 0		
3- 2	0- 1	0- 1		AWAY		0- 0	1- 0	2- 0		
0- 0	0- 0	0- 0		NEUTRAL		0- 0	0- 0	0- 0		
3- 1	0- 0	0- 0		CONFERENCE		1- 0	2- 1	0- 0		
2- 0	0- 0	0- 0		HOME		1- 0	1- 0	0- 0		
1- 1	0- 0	0- 0		AWAY		0- 0	1- 1	0- 0		
0- 0	0- 0	0- 0		NEUTRAL		0- 0	0- 0	0- 0		

RPI 1-25					
RPI	S	Opponent	Score		
9	A	Kansas St.	63	65	
RPI 26-50					
RPI	S	Opponent	Score		
26	H	Louisville	64	73	
43	A	Oklahoma St.	57	80	
Team's RPI: 49					
RPI 51-100					
RPI	S	Opponent	Score		
86	H	Creighton	70	60	
RPI 101+					
RPI	S	Opponent	Score		
114	A	Oral Roberts	85	79	
134	A	Bradley	79	70	
137	A	UNI	54	62	
144	H	Drake	78	46	
151	H	North Texas	78	67	
169	H	UALR	73	50	
187	A	Louisiana Tech	78	65	
220	H	Morgan St.	104	74	
241	H	East Tenn. St.	81	70	
260	A	Arkansas St.	77	68	
LAST 12 Division I GAMES:					
134	A	Bradley	79	70	
260	A	Arkansas St.	77	68	
220	H	Morgan St.	104	74	
151	H	North Texas	78	67	
43	A	Oklahoma St.	57	80	
241	H	East Tenn. St.	81	70	
144	H	Drake	78	46	
86	H	Creighton	70	60	
137	A	UNI	54	62	
169	H	UALR	73	50	
114	A	Oral Roberts	85	79	
9	A	Kansas St.	63	65	

Non-Div I Games:

Missouri St.

Loss, Non-Conf, S Site, H Home A Away N Neutral

Average RPI Win:	228	WON-LOST	WINNING	LAST 12	STRENGTH OF	OPP. STRENGTH	TEAM	ADJ.	CONF.	ADJ CONF.
Average RPI Loss:	160	RECORD	PCT. RANK	GAMES	SCHEDULE	OF SCHEDULE	RPI	RPI	RPI	RPI
DIV. I ONLY	6- 8	204	6- 6	232	213	235	235	21	21	
DIV. I NON-CONF.	5- 6	188	5- 4	189	178	212	212	22	22	
TOTALS	RPI 1-25	RPI 26-50	W-L RECORDS	RPI 51-100	RPI 101-150	RPI 150+				
6- 8	1- 1	0- 0	OVERALL	0- 1	0- 1	5- 5				
4- 2	1- 0	0- 0	HOME	0- 0	0- 1	3- 1				
0- 6	0- 1	0- 0	AWAY	0- 1	0- 0	0- 4				
2- 0	0- 0	0- 0	NEUTRAL	0- 0	0- 0	2- 0				
5- 6	1- 1	0- 0	NON-CONFERENCE	0- 1	0- 1	4- 3				
3- 2	1- 0	0- 0	HOME	0- 0	0- 1	2- 1				
0- 4	0- 1	0- 0	AWAY	0- 1	0- 0	0- 2				
2- 0	0- 0	0- 0	NEUTRAL	0- 0	0- 0	2- 0				
1- 2	0- 0	0- 0	CONFERENCE	0- 0	0- 0	1- 2				
1- 0	0- 0	0- 0	HOME	0- 0	0- 0	1- 0				
0- 2	0- 0	0- 0	AWAY	0- 0	0- 0	0- 2				
0- 0	0- 0	0- 0	NEUTRAL	0- 0	0- 0	0- 0				

RPI 1-25				RPI 26-50				RPI 51-100				RPI 101+ Team's RPI: 235			
RPI	S	Opponent	Score	RPI	S	Opponent	Score	RPI	S	Opponent	Score	RPI	S	Opponent	Score
16	H	Villanova	49 48					97	A	Wake Forest	54 88	142	H	UMBC	64 68
24	A	Georgetown	44 64									166	A	Robert Morris	54 57
												178	N	Lehigh	75 73
												186	A	Saint Francis (PA)	69 82
												188	A	Manhattan	59 71
												216	H	Winthrop	54 88
												230	N	Lafayette	58 54
												262	A	East Carolina	52 75
												280	H	Norfolk St.	69 62
												329	H	Wagner	65 42
												334	H	Saint Peter's	73 64
LAST 12 Division I GAMES:															
188	A	Manhattan	59 71	329	H	Wagner	65 42								
216	H	Winthrop	54 88	16	H	Villanova	49 48								
334	H	Saint Peter's	73 64	280	H	Norfolk St.	69 62								
186	A	Saint Francis (PA)	69 82	230	N	Lafayette	58 54								
166	A	Robert Morris	54 57	178	N	Lehigh	75 73								
262	A	East Carolina	52 75	24	A	Georgetown	44 64								

Non-Div I Games:

Monmouth

Montana

Average RPI Win: **253**
Average RPI Loss: **132**

WON-LOST RECORD
WINNING PCT. RANK
LAST 12 GAMES

Through Games Of Sunday, January 8, 2012

STRENGTH OF SCHEDULE
OPP. STRENGTH OF SCHEDULE
TEAM RPI
ADJ. RPI
CONF. RPI
ADJ CONF. RPI

DIV. I ONLY	6- 7	191	6- 5	231	192	215	215	19	19
DIV. I NON-CONF.	5- 6	188	5- 4	261	237	237	237	19	19
TOTALS	RPI 1-25	RPI 26-50	W-L RECORDS	RPI 51-100	RPI 101-150	RPI 150+			
6- 7	0- 0	0- 1	OVERALL	0- 2	1- 0	5- 4			
4- 2	0- 0	0- 0	HOME	0- 1	0- 0	4- 1			
2- 3	0- 0	0- 1	AWAY	0- 0	1- 0	1- 2			
0- 2	0- 0	0- 0	NEUTRAL	0- 1	0- 0	0- 1			
5- 6	0- 0	0- 1	NON-CONFERENCE	0- 1	0- 0	5- 4			
4- 1	0- 0	0- 0	HOME	0- 0	0- 0	4- 1			
1- 3	0- 0	0- 1	AWAY	0- 0	0- 0	1- 2			
0- 2	0- 0	0- 0	NEUTRAL	0- 1	0- 0	0- 1			
1- 1	0- 0	0- 0	CONFERENCE	0- 1	1- 0	0- 0			
0- 1	0- 0	0- 0	HOME	0- 1	0- 0	0- 0			
1- 0	0- 0	0- 0	AWAY	0- 0	1- 0	0- 0			
0- 0	0- 0	0- 0	NEUTRAL	0- 0	0- 0	0- 0			

RPI S	Opponent	Score	RPI S	Opponent	Score	RPI S	Opponent	Score	RPI S	Opponent	Score	Team's RPI: 215
27	A Gonzaga	54 70	59	N St. Mary's (CA)	65 67	148	A Eastern Wash.	53 46	153	A Denver	52 53	
			75	H Idaho St.	51 58	157	A Portland	46 55	160	H Utah St.	61 60	
						179	N Samford	45 59	272	H CSU Bakersfield	56 64	
						274	H North Dakota	60 39	302	H Southern Miss.	79 64	
						316	H Idaho	64 57	318	A Wyoming	69 59	
LAST 12 Division I GAMES:												
302	H Southern Miss.	79 64	75	H Idaho St.	51 58							
27	A Gonzaga	54 70	148	A Eastern Wash.	53 46							
272	H CSU Bakersfield	56 64	274	H North Dakota	60 39							
153	A Denver	52 53	157	A Portland	46 55							
318	A Wyoming	69 59	316	H Idaho	64 57							
160	H Utah St.	61 60	59	N St. Mary's (CA)	65 67							

Non-Div I Games: Montana Western 70 50 Montana Tech 76 45

Montana

Loss, Non-Conf, S Site, H Home A Away N Neutral

Average RPI Win:	223	WON-LOST	WINNING	LAST 12	STRENGTH OF	OPP. STRENGTH	TEAM	ADJ.	CONF.	ADJ CONF.
Average RPI Loss:	94	RECORD	PCT. RANK	GAMES	SCHEDULE	OF SCHEDULE	RPI	RPI	RPI	RPI
DIV. I ONLY	7- 6	151	6- 5	211	97	154	154	19	19	
DIV. I NON-CONF.	6- 4	118	5- 3	265	74	182	182	19	19	
TOTALS	RPI 1-25	RPI 26-50	W-L RECORDS	RPI 51-100	RPI 101-150	RPI 150+				
7- 6	0- 1	0- 0	OVERALL	0- 3	1- 2	6- 0				
3- 1	0- 0	0- 0	HOME	0- 1	0- 0	3- 0				
3- 2	0- 0	0- 0	AWAY	0- 1	1- 1	2- 0				
1- 3	0- 1	0- 0	NEUTRAL	0- 1	0- 1	1- 0				
6- 4	0- 1	0- 0	NON-CONFERENCE	0- 2	0- 1	6- 0				
3- 0	0- 0	0- 0	HOME	0- 0	0- 0	3- 0				
2- 1	0- 0	0- 0	AWAY	0- 1	0- 0	2- 0				
1- 3	0- 1	0- 0	NEUTRAL	0- 1	0- 1	1- 0				
1- 2	0- 0	0- 0	CONFERENCE	0- 1	1- 1	0- 0				
0- 1	0- 0	0- 0	HOME	0- 1	0- 0	0- 0				
1- 1	0- 0	0- 0	AWAY	0- 0	1- 1	0- 0				
0- 0	0- 0	0- 0	NEUTRAL	0- 0	0- 0	0- 0				

RPI S	Opponent	Score	RPI S	Opponent	Score	RPI S	Opponent	Score	RPI S	Opponent	Score	Team's RPI: 154
25 N	Georgia	49 63				75 H	Idaho St.	58 59	132 N	Wisconsin	61 71	
						84 A	Oregon St.	53 83	148 A	Eastern Wash.	73 79	
						98 N	Illinois	56 68	150 A	Portland St.	95 83	
									157 A	Portland	66 53	
									160 H	Utah St.	78 61	
									248 H	Colorado St.	87 69	
									274 A	North Dakota	67 63	
									274 H	North Dakota	70 54	
									298 N	Valparaiso	71 55	
LAST 12 Division I GAMES:												
274 H	North Dakota	70 54	75 H	Idaho St.	58 59	150 A	Portland St.	95 83	132 N	Wisconsin	61 71	
25 N	Georgia	49 63	148 A	Eastern Wash.	73 79	298 N	Valparaiso	71 55	274 A	North Dakota	67 63	
98 N	Illinois	56 68	132 N	Wisconsin	61 71	84 A	Oregon St.	53 83	274 H	North Dakota	70 54	
274 A	North Dakota	67 63										
160 H	Utah St.	78 61										
248 H	Colorado St.	87 69										

Non-Div I Games: Col. of Idaho 99 50 Montana Western 83 50

Montana St.

Loss, Non-Conf, S Site, H Home A Away N Neutral

Morehead St.

Through Games Of Sunday, January 8, 2012

Average RPI Win:	234	WON-LOST	WINNING	LAST 12	STRENGTH OF	OPP. STRENGTH	TEAM	ADJ.	CONF.	ADJ CONF.
Average RPI Loss:	193	RECORD	PCT. RANK	GAMES	SCHEDULE	OF SCHEDULE	RPI	RPI	RPI	RPI
DIV. I ONLY	5- 10	245	4- 8	252	275	290	290	32	32	
DIV. I NON-CONF.	3- 9	274	2- 7	167	266	259	259	31	31	
TOTALS	RPI 1-25	RPI 26-50	W-L RECORDS	RPI 51-100	RPI 101-150	RPI 150+				
5- 10	0- 0	0- 2	OVERALL	0- 1	0- 0	5- 7				
4- 3	0- 0	0- 1	HOME	0- 1	0- 0	4- 1				
1- 6	0- 0	0- 1	AWAY	0- 0	0- 0	1- 5				
0- 1	0- 0	0- 0	NEUTRAL	0- 0	0- 0	0- 1				
3- 9	0- 0	0- 2	NON-CONFERENCE	0- 1	0- 0	3- 6				
3- 3	0- 0	0- 1	HOME	0- 1	0- 0	3- 1				
0- 5	0- 0	0- 1	AWAY	0- 0	0- 0	0- 4				
0- 1	0- 0	0- 0	NEUTRAL	0- 0	0- 0	0- 1				
2- 1	0- 0	0- 0	CONFERENCE	0- 0	0- 0	2- 1				
1- 0	0- 0	0- 0	HOME	0- 0	0- 0	1- 0				
1- 1	0- 0	0- 0	AWAY	0- 0	0- 0	1- 1				
0- 0	0- 0	0- 0	NEUTRAL	0- 0	0- 0	0- 0				

RPI 1-25				RPI 26-50				RPI 51-100				RPI 101+				Team's RPI: 290	
RPI	S	Opponent	Score	RPI	S	Opponent	Score	RPI	S	Opponent	Score	RPI	S	Opponent	Score		
				29	H	Kentucky	60 96	88	H	UAB	47 70	152	H	Wright St.	78 63		
				44	A	Duquesne	53 86					156	H	Marshall	66 83		
												166	H	Robert Morris	75 69		
												189	A	Xavier	66 71		
												241	A	East Tenn. St.	57 68		
												263	H	Austin Peay	74 67		
												266	H	Ohio	62 57		
												267	A	New Mexico	52 69		
												283	A	Tennessee Tech	50 68		
												316	N	Idaho	45 71		
												320	A	Kent St.	64 65		
												325	A	Southeast Mo. St.	61 57		
LAST 12 Division I GAMES:																	
				241	A	East Tenn. St.	57 68	283	A	Tennessee Tech	50 68						
				166	H	Robert Morris	75 69	263	H	Austin Peay	74 67						
				44	A	Duquesne	53 86	325	A	Southeast Mo. St.	61 57						
				189	A	Xavier	66 71	316	N	Idaho	45 71						
				152	H	Wright St.	78 63	267	A	New Mexico	52 69						
				88	H	UAB	47 70	156	H	Marshall	66 83						

Average RPI Win:	279	WON-LOST	WINNING	LAST 12	STRENGTH OF	OPP. STRENGTH	TEAM	ADJ.	CONF.	ADJ CONF.
Average RPI Loss:	119	RECORD	PCT. RANK	GAMES	SCHEDULE	OF SCHEDULE	RPI	RPI	RPI	RPI
DIV. I ONLY	2- 11	311	2- 10	90	174	220	220	27	27	
DIV. I NON-CONF.	2- 10	300	2- 9	81	173	211	211	24	24	
TOTALS	RPI 1-25	RPI 26-50	W-L RECORDS	RPI 51-100	RPI 101-150	RPI 150+				
2- 11	0- 0	0- 2	OVERALL	0- 2	0- 4	2- 3				
0- 0	0- 0	0- 0	HOME	0- 0	0- 0	0- 0				
2- 9	0- 0	0- 2	AWAY	0- 2	0- 2	2- 3				
0- 2	0- 0	0- 0	NEUTRAL	0- 0	0- 2	0- 0				
2- 10	0- 0	0- 2	NON-CONFERENCE	0- 2	0- 4	2- 2				
0- 0	0- 0	0- 0	HOME	0- 0	0- 0	0- 0				
2- 8	0- 0	0- 2	AWAY	0- 2	0- 2	2- 2				
0- 2	0- 0	0- 0	NEUTRAL	0- 0	0- 2	0- 0				
0- 1	0- 0	0- 0	CONFERENCE	0- 0	0- 0	0- 1				
0- 0	0- 0	0- 0	HOME	0- 0	0- 0	0- 0				
0- 1	0- 0	0- 0	AWAY	0- 0	0- 0	0- 1				
0- 0	0- 0	0- 0	NEUTRAL	0- 0	0- 0	0- 0				

RPI 1-25				RPI 26-50				RPI 51-100				RPI 101+				Team's RPI: 220
RPI	S	Opponent	Score	RPI	S	Opponent	Score	RPI	S	Opponent	Score	RPI	S	Opponent	Score	
				41	A	St. Bonaventure	55 79	51	A	Northwestern	74 87	103	A	Cincinnati	60 64	
				49	A	Missouri St.	74 104	67	A	Arkansas	50 81	105	N	VCU	52 73	
												140	N	Holy Cross	66 73	
												142	A	UMBC	50 72	
												163	A	FIU	60 77	
												207	A	South Carolina St.	71 84	
												222	A	George Washington	73 68	
												246	A	Stony Brook	48 65	
												336	A	Bucknell	54 52	
LAST 12 Division I GAMES:																
				105	N	VCU	52 73					207	A	South Carolina St.	71 84	
				246	A	Stony Brook	48 65					163	A	FIU	60 77	
				67	A	Arkansas	50 81					140	N	Holy Cross	66 73	
				49	A	Missouri St.	74 104					336	A	Bucknell	54 52	
				51	A	Northwestern	74 87					41	A	St. Bonaventure	55 79	
				103	A	Cincinnati	60 64					222	A	George Washington	73 68	

Non-Div I Games:

Morgan St.

Average RPI Win:	229	WON-LOST	WINNING	LAST 12	STRENGTH OF	OPP. STRENGTH	TEAM	ADJ.	CONF.	ADJ CONF.
Average RPI Loss:	144	RECORD	PCT. RANK	GAMES	SCHEDULE	OF SCHEDULE	RPI	RPI	RPI	RPI
DIV. I ONLY	6- 8	204	5- 7	197	272	221	221	21	21	
DIV. I NON-CONF.	4- 7	228	3- 6	161	228	205	205	22	22	
TOTALS	RPI 1-25	RPI 26-50	W-L RECORDS	RPI 51-100	RPI 101-150	RPI 150+				
6- 8	0- 0	0- 1	OVERALL	1- 2	0- 1	5- 4				
5- 2	0- 0	0- 0	HOME	1- 1	0- 0	4- 1				
1- 6	0- 0	0- 1	AWAY	0- 1	0- 1	1- 3				
0- 0	0- 0	0- 0	NEUTRAL	0- 0	0- 0	0- 0				
4- 7	0- 0	0- 1	NON-CONFERENCE	0- 2	0- 1	4- 3				
3- 2	0- 0	0- 0	HOME	0- 1	0- 0	3- 1				
1- 5	0- 0	0- 1	AWAY	0- 1	0- 1	1- 2				
0- 0	0- 0	0- 0	NEUTRAL	0- 0	0- 0	0- 0				
2- 1	0- 0	0- 0	CONFERENCE	1- 0	0- 0	1- 1				
2- 0	0- 0	0- 0	HOME	1- 0	0- 0	1- 0				
0- 1	0- 0	0- 0	AWAY	0- 0	0- 0	0- 1				
0- 0	0- 0	0- 0	NEUTRAL	0- 0	0- 0	0- 0				

RPI 1-25				RPI 26-50				RPI 51-100				RPI 101+				Team's RPI: 221	
RPI	S	Opponent	Score	RPI	S	Opponent	Score	RPI	S	Opponent	Score	RPI	S	Opponent	Score		
				42	A	Towson	70 71	68	A	West Virginia	32 94	145	A	Pittsburgh	45 58		
								69	H	Howard	55 67	159	H	Rider	44 53		
								76	H	LIU Brooklyn	44 43	180	A	American	62 77		
												199	H	Loyola Maryland	59 54		
												209	H	Navy	52 45		
												213	A	Md.-East. Shore	63 44		
												225	A	Binghamton	43 52		
												265	A	Fairleigh Dickinson	58 63		
												336	H	Bucknell	58 46		
												340	H	St. Francis (NY)	70 48		
LAST 12 Division I GAMES:																	
159	H	Rider	44 53	265	A	Fairleigh Dickinson	58 63										
68	A	West Virginia	32 94	69	H	Howard	55 67										
199	H	Loyola Maryland	59 54	336	H	Bucknell	58 46										
340	H	St. Francis (NY)	70 48	209	H	Navy	52 45										
76	H	LIU Brooklyn	44 43	42	A	Towson	70 71										
145	A	Pittsburgh	45 58	180	A	American	62 77										

Non-Div I Games:

Mt. St. Mary's

Average RPI Win:	299	WON-LOST	WINNING	LAST 12	STRENGTH OF	OPP. STRENGTH	TEAM	ADJ.	CONF.	ADJ CONF.
Average RPI Loss:	210	RECORD	PCT. RANK	GAMES	SCHEDULE	OF SCHEDULE	RPI	RPI	RPI	RPI
DIV. I ONLY	3- 10	292	2- 9	330	282	319	319	32	32	
DIV. I NON-CONF.	2- 8	288	1- 7	330	260	321	321	31	31	
TOTALS	RPI 1-25	RPI 26-50	W-L RECORDS	RPI 51-100	RPI 101-150	RPI 150+				
3- 10	0- 0	0- 1	OVERALL	0- 0	0- 1	3- 8				
2- 0	0- 0	0- 0	HOME	0- 0	0- 0	2- 0				
1- 9	0- 0	0- 1	AWAY	0- 0	0- 1	1- 7				
0- 1	0- 0	0- 0	NEUTRAL	0- 0	0- 0	0- 1				
2- 8	0- 0	0- 1	NON-CONFERENCE	0- 0	0- 0	2- 7				
2- 0	0- 0	0- 0	HOME	0- 0	0- 0	2- 0				
0- 7	0- 0	0- 1	AWAY	0- 0	0- 0	0- 6				
0- 1	0- 0	0- 0	NEUTRAL	0- 0	0- 0	0- 1				
1- 2	0- 0	0- 0	CONFERENCE	0- 0	0- 1	1- 1				
0- 0	0- 0	0- 0	HOME	0- 0	0- 0	0- 0				
1- 2	0- 0	0- 0	AWAY	0- 0	0- 1	1- 1				
0- 0	0- 0	0- 0	NEUTRAL	0- 0	0- 0	0- 0				

RPI 1-25			RPI 26-50			RPI 51-100			RPI 101+			Team's RPI: 319
RPI	S	Opponent	Score	RPI	S	Opponent	Score	RPI	S	Opponent	Score	
				26	A	Louisville	62 105					
								121	A	Eastern Ill.	51 76	
								181	A	Ole Miss	59 64	
								193	A	Alabama A&M	71 76	
								194	A	Indiana	67 70	
								258	A	Ball St.	72 81	
								263	A	Austin Peay	63 71	
								276	A	Evansville	48 78	
								276	H	Evansville	76 61	
								286	N	Cleveland St.	61 68	
								297	A	Saint Louis	49 59	
								297	H	Saint Louis	78 64	
								325	A	Southeast Mo. St.	80 75	
LAST 12 Division I GAMES:												
				286	N	Cleveland St.	61 68					
				181	A	Ole Miss	59 64					
				276	A	Evansville	48 78					
				297	H	Saint Louis	78 64					
				26	A	Louisville	62 105					
				297	A	Saint Louis	49 59					
				263	A	Austin Peay	63 71					
				121	A	Eastern Ill.	51 76					
				325	A	Southeast Mo. St.	80 75					
				193	A	Alabama A&M	71 76					
				258	A	Ball St.	72 81					
				194	A	Indiana	67 70					

Non-Div I Games: Mid-Continent 103 48

Murray St.

■ Loss,
 ■ Non-Conf,
 ■ S Site,
 ■ Home
 ■ A Away
 N Neutral

Average RPI Win:	292	WON-LOST	WINNING	LAST 12	STRENGTH OF	OPP. STRENGTH	TEAM	ADJ.	CONF.	ADJ CONF.
Average RPI Loss:	137	RECORD	PCT. RANK	GAMES	SCHEDULE	OF SCHEDULE	RPI	RPI	RPI	RPI
DIV. I ONLY	5- 8	224	5- 6	314	207	279	279	27	27	
DIV. I NON-CONF.	3- 8	268	3- 6	232	156	235	235	24	24	
TOTALS	RPI 1-25	RPI 26-50	W-L RECORDS	RPI 51-100	RPI 101-150	RPI 150+				
5- 8	0- 1	0- 0	OVERALL	0- 3	0- 1	5- 3				
4- 1	0- 0	0- 0	HOME	0- 1	0- 0	4- 0				
1- 6	0- 1	0- 0	AWAY	0- 1	0- 1	1- 3				
0- 1	0- 0	0- 0	NEUTRAL	0- 1	0- 0	0- 0				
3- 8	0- 1	0- 0	NON-CONFERENCE	0- 3	0- 1	3- 3				
3- 1	0- 0	0- 0	HOME	0- 1	0- 0	3- 0				
0- 6	0- 1	0- 0	AWAY	0- 1	0- 1	0- 3				
0- 1	0- 0	0- 0	NEUTRAL	0- 1	0- 0	0- 0				
2- 0	0- 0	0- 0	CONFERENCE	0- 0	0- 0	2- 0				
1- 0	0- 0	0- 0	HOME	0- 0	0- 0	1- 0				
1- 0	0- 0	0- 0	AWAY	0- 0	0- 0	1- 0				
0- 0	0- 0	0- 0	NEUTRAL	0- 0	0- 0	0- 0				

RPI 1-25				RPI 26-50				RPI 51-100				RPI 101+ Team's RPI: 279			
RPI	S	Opponent	Score	RPI	S	Opponent	Score	RPI	S	Opponent	Score	RPI	S	Opponent	Score
13	A	Georgia Tech	57 74					70	N	Michigan St.	60 113	123	A	William & Mary	68 74
								90	A	Charlotte	63 87	175	A	Iona	69 85
								100	H	UNC Wilmington	63 90	195	H	Liberty	81 74
												208	A	Old Dominion	58 71
												261	H	Clemson	76 66
												313	A	Wofford	61 68
												327	H	Siena	67 53
												333	H	Bethune-Cookman	69 54
												342	A	N.C. Central	84 74
LAST 12 Division I GAMES:															
313	A	Wofford	61 68	333	H	Bethune-Cookman	69 54	100	H	UNC Wilmington	63 90	13	A	Georgia Tech	57 74
90	A	Charlotte	63 87	261	H	Clemson	76 66	70	N	Michigan St.	60 113	195	H	Liberty	81 74
208	A	Old Dominion	58 71												
123	A	William & Mary	68 74												
342	A	N.C. Central	84 74												
327	H	Siena	67 53												

Non-Div I Games: Virginia Union 103 61 Johnson C. Smith 71 61

N.C. A&T

N.C. Central

Through Games Of Sunday, January 8, 2012

Average RPI Win:	0	WON-LOST	WINNING	LAST 12	STRENGTH OF	OPP. STRENGTH	TEAM	ADJ.	CONF.	ADJ CONF.
Average RPI Loss:	224	RECORD	PCT. RANK	GAMES	SCHEDULE	OF SCHEDULE	RPI	RPI	RPI	RPI
DIV. I ONLY	0- 13	339	0- 10	318	319	342	342	27	27	
DIV. I NON-CONF.	0- 11	337	0- 8	322	311	342	342	24	24	
TOTALS	RPI 1-25	RPI 26-50	W-L RECORDS	RPI 51-100	RPI 101-150	RPI 150+				
0- 13	0- 0	0- 0	OVERALL	0- 1	0- 1	0- 11				
0- 6	0- 0	0- 0	HOME	0- 0	0- 0	0- 6				
0- 7	0- 0	0- 0	AWAY	0- 1	0- 1	0- 5				
0- 0	0- 0	0- 0	NEUTRAL	0- 0	0- 0	0- 0				
0- 11	0- 0	0- 0	NON-CONFERENCE	0- 1	0- 1	0- 9				
0- 4	0- 0	0- 0	HOME	0- 0	0- 0	0- 4				
0- 7	0- 0	0- 0	AWAY	0- 1	0- 1	0- 5				
0- 0	0- 0	0- 0	NEUTRAL	0- 0	0- 0	0- 0				
0- 2	0- 0	0- 0	CONFERENCE	0- 0	0- 0	0- 2				
0- 2	0- 0	0- 0	HOME	0- 0	0- 0	0- 2				
0- 0	0- 0	0- 0	AWAY	0- 0	0- 0	0- 0				
0- 0	0- 0	0- 0	NEUTRAL	0- 0	0- 0	0- 0				

RPI 1-25				RPI 26-50				RPI 51-100				RPI 101+				Team's RPI: 342	
RPI	S	Opponent	Score	RPI	S	Opponent	Score	RPI	S	Opponent	Score	RPI	S	Opponent	Score		
								68	A	West Virginia	24	97	129	A	North Carolina	42	79
												161	H	Florida A&M	51	78	
												174	A	Virginia Tech	52	70	
												216	A	Winthrop	40	79	
												240	H	Campbell	41	59	
												247	A	Presbyterian	48	64	
												249	H	Western Caro.	49	62	
												261	A	Clemson	48	68	
												279	H	N.C. A&T	74	84	
												282	H	UNC Greensboro	53	70	
												296	H	Gardner-Webb	45	56	
												313	A	Wofford	58	73	
LAST 12 Division I GAMES:																	
				216	A	Winthrop	40	79				161	H	Florida A&M	51	78	
				261	A	Clemson	48	68				129	A	North Carolina	42	79	
				174	A	Virginia Tech	52	70				296	H	Gardner-Webb	45	56	
				279	H	N.C. A&T	74	84				68	A	West Virginia	24	97	
				247	A	Presbyterian	48	64				240	H	Campbell	41	59	
				282	H	UNC Greensboro	53	70				313	A	Wofford	58	73	

Non-Div I Games: Coker 65 64 Morris 66 58

N.C. Central

Loss, Non-Conf, S Site, H Home A Away N Neutral

Average RPI Win:	303	WON-LOST	WINNING	LAST 12	STRENGTH OF	OPP. STRENGTH	TEAM	ADJ.	CONF.	ADJ CONF.
Average RPI Loss:	183	RECORD	PCT. RANK	GAMES	SCHEDULE	OF SCHEDULE	RPI	RPI	RPI	RPI
DIV. I ONLY	5- 10	245	3- 9	328	296	321	321	33	33	
DIV. I NON-CONF.	5- 10	238	3- 9	326	293	322	322	33	33	
TOTALS	RPI 1-25	RPI 26-50	W-L RECORDS	RPI 51-100	RPI 101-150	RPI 150+				
5- 10	0- 0	0- 0	OVERALL	0- 2	0- 0	5- 8				
4- 4	0- 0	0- 0	HOME	0- 0	0- 0	4- 4				
1- 4	0- 0	0- 0	AWAY	0- 2	0- 0	1- 2				
0- 2	0- 0	0- 0	NEUTRAL	0- 0	0- 0	0- 2				
5- 10	0- 0	0- 0	NON-CONFERENCE	0- 2	0- 0	5- 8				
4- 4	0- 0	0- 0	HOME	0- 0	0- 0	4- 4				
1- 4	0- 0	0- 0	AWAY	0- 2	0- 0	1- 2				
0- 2	0- 0	0- 0	NEUTRAL	0- 0	0- 0	0- 2				
0- 0	0- 0	0- 0	CONFERENCE	0- 0	0- 0	0- 0				
0- 0	0- 0	0- 0	HOME	0- 0	0- 0	0- 0				
0- 0	0- 0	0- 0	AWAY	0- 0	0- 0	0- 0				
0- 0	0- 0	0- 0	NEUTRAL	0- 0	0- 0	0- 0				

RPI 1-25				RPI 26-50				RPI 51-100				RPI 101+ Team's RPI: 321					
RPI	S	Opponent	Score	RPI	S	Opponent	Score	RPI	S	Opponent	Score	RPI	S	Opponent	Score		
								69	A	Howard	31	58	159	H	Rider	50	60
								95	A	Minnesota	47	71	173	N	Buffalo	53	66
													178	A	Lehigh	37	61
													184	N	New Hampshire	71	79
													188	H	Manhattan	66	75
													197	H	Brown	70	66
													209	A	Navy	51	67
													265	H	Fairleigh Dickinson	57	68
													309	H	Colgate	44	54
													317	A	Delaware St.	65	49
													329	H	Wagner	68	65
													334	H	Saint Peter's	66	59
													336	H	Bucknell	54	53
LAST 12 Division I GAMES:																	
173	N	Buffalo	53	66	69	A	Howard	31	58								
95	A	Minnesota	47	71	209	A	Navy	51	67								
334	H	Saint Peter's	66	59	184	N	New Hampshire	71	79								
309	H	Colgate	44	54	336	H	Bucknell	54	53								
159	H	Rider	50	60	188	H	Manhattan	66	75								
178	A	Lehigh	37	61	317	A	Delaware St.	65	49								

Non-Div I Games:

NJIT

Average RPI Win:	245	WON-LOST	WINNING	LAST 12	STRENGTH OF	OPP. STRENGTH	TEAM	ADJ.	CONF.	ADJ CONF.
Average RPI Loss:	136	RECORD	PCT. RANK	GAMES	SCHEDULE	OF SCHEDULE	RPI	RPI	RPI	RPI
DIV. I ONLY	8- 7	159	7- 5	263	219	209	209	29	29	
DIV. I NON-CONF.	7- 7	162	6- 5	270	218	213	213	32	32	
TOTALS	RPI 1-25	RPI 26-50	W-L RECORDS	RPI 51-100	RPI 101-150	RPI 150+				
8- 7	1- 0	0- 1	OVERALL	0- 1	1- 2	6- 3				
6- 2	1- 0	0- 1	HOME	0- 0	0- 1	5- 0				
2- 4	0- 0	0- 0	AWAY	0- 1	1- 0	1- 3				
0- 1	0- 0	0- 0	NEUTRAL	0- 0	0- 1	0- 0				
7- 7	1- 0	0- 1	NON-CONFERENCE	0- 1	1- 2	5- 3				
6- 2	1- 0	0- 1	HOME	0- 0	0- 1	5- 0				
1- 4	0- 0	0- 0	AWAY	0- 1	1- 0	0- 3				
0- 1	0- 0	0- 0	NEUTRAL	0- 0	0- 1	0- 0				
1- 0	0- 0	0- 0	CONFERENCE	0- 0	0- 0	1- 0				
0- 0	0- 0	0- 0	HOME	0- 0	0- 0	0- 0				
1- 0	0- 0	0- 0	AWAY	0- 0	0- 0	1- 0				
0- 0	0- 0	0- 0	NEUTRAL	0- 0	0- 0	0- 0				

RPI	S	Opponent	Score	RPI	S	Opponent	Score	RPI	S	Opponent	Score	RPI	S	Opponent	Score	Team's RPI: 209
11	H	Princeton	65 52	39	H	Richmond	39 56	69	A	Howard	50 60	108	N	Boston U.	46 48	
												123	A	William & Mary	61 58	
												142	H	UMBC	46 54	
												172	A	Fordham	43 47	
												199	A	Loyola Maryland	38 42	
												221	A	Mt. St. Mary's	45 52	
												230	A	Lafayette	60 55	
												287	H	Air Force	71 59	
												321	H	NJIT	67 51	
												324	H	Maine	73 56	
												327	H	Siena	61 50	
												338	H	Houston Baptist	67 31	
LAST 12 Division I GAMES:																
172	A	Fordham	43 47	230	A	Lafayette	60 55	321	H	NJIT	67 51	108	N	Boston U.	46 48	
142	H	UMBC	46 54	321	H	NJIT	67 51	338	H	Houston Baptist	67 31	287	H	Air Force	71 59	
69	A	Howard	50 60	108	N	Boston U.	46 48	221	A	Mt. St. Mary's	45 52					
11	H	Princeton	65 52	338	H	Houston Baptist	67 31									
327	H	Siena	61 50	287	H	Air Force	71 59									
324	H	Maine	73 56	221	A	Mt. St. Mary's	45 52									

Non-Div I Games:

Navy

Nebraska

Through Games Of Sunday, January 8, 2012

Through Games of Sunday, January 6, 1912									
Average RPI Win: 152	WON-LOST	WINNING	LAST 12	STRENGTH OF	OPP. STRENGTH	TEAM	ADJ.	CONF.	ADJ CONF.
Average RPI Loss: 13	RECORD	PCT. RANK	GAMES	SCHEDULE	OF SCHEDULE	RPI	RPI	RPI	RPI
DIV. I ONLY	14- 1	7	11- 1	236	2	31	31	4	4
DIV. I NON-CONF.	11- 1	9	8- 1	286	3	42	42	3	3

TOTALS	RPI 1-25	RPI 26-50		W-L RECORDS		RPI 51-100	RPI 101-150	RPI 150+	
14- 1	1- 1	2- 0		OVERALL		2- 0	1- 0	8- 0	
9- 0	1- 0	0- 0		HOME		1- 0	1- 0	6- 0	
5- 1	0- 1	2- 0		AWAY		1- 0	0- 0	2- 0	
0- 0	0- 0	0- 0		NEUTRAL		0- 0	0- 0	0- 0	
11- 1	1- 1	1- 0		NON-CONFERENCE		1- 0	1- 0	7- 0	
8- 0	1- 0	0- 0		HOME		1- 0	1- 0	5- 0	
3- 1	0- 1	1- 0		AWAY		0- 0	0- 0	2- 0	
0- 0	0- 0	0- 0		NEUTRAL		0- 0	0- 0	0- 0	
3- 0	0- 0	1- 0		CONFERENCE		1- 0	0- 0	1- 0	
1- 0	0- 0	0- 0		HOME		0- 0	0- 0	1- 0	
2- 0	0- 0	1- 0		AWAY		1- 0	0- 0	0- 0	
0- 0	0- 0	0- 0		NEUTRAL		0- 0	0- 0	0- 0	

RPI	S	Opponent	Score	RPI	S	Opponent	Score	RPI	S	Opponent	Score	RPI	S	Opponent	Score
13	A	Georgia Tech	57 73	37	A	Penn St.	71 63	62	A	Iowa	77 72	102	H	South Dakota St.	80 71
18	H	Southern California	68 50	46	A	Florida St.	66 63	86	H	Creighton	66 55	161	A	Florida A&M	72 64
												194	H	Indiana	62 48
												204	H	Mississippi Val.	99 53
												205	H	Tex.-Pan American	65 27
												233	H	Ark.-Pine Bluff	95 43
												238	H	Vermont	94 41
												243	H	Savannah St.	70 50
												292	A	Northern Ariz.	97 88
LAST 12 Division I GAMES:															
102	H	South Dakota St.	80 71	62	A	Iowa	77 72	194	H	Indiana	62 48	37	A	Penn St.	71 63
238	H	Vermont	94 41	46	A	Florida St.	66 63	161	A	Florida A&M	72 64	86	H	Creighton	66 55
292	A	Northern Ariz.	97 88	205	H	Tex.-Pan American	65 27	243	H	Savannah St.	70 50	13	A	Georgia Tech	57 73

Non-Div I Games:

Nebraska

■ Loss,
■ Non-Conf, S Site,
■ Home
■ Away
N Neutral

Average RPI Win: 193	WON-LOST	WINNING	LAST 12	STRENGTH OF	OPP. STRENGTH	TEAM	ADJ.	CONF.	ADJ CONF.
Average RPI Loss: 143	RECORD	PCT. RANK	GAMES	SCHEDULE	OF SCHEDULE	RPI	RPI	RPI	RPI
DIV. I ONLY	2- 11	311	2- 10	61	255	277	277	26	26
DIV. I NON-CONF.	2- 11	306	2- 10	67	254	281	281	28	28
TOTALS	RPI 1-25	RPI 26-50	W-L RECORDS	RPI 51-100	RPI 101-150	RPI 150+			
2- 11	0- 0	0- 1	OVERALL	0- 3	1- 3	1- 4			
2- 5	0- 0	0- 1	HOME	0- 2	1- 2	1- 0			
0- 4	0- 0	0- 0	AWAY	0- 1	0- 1	0- 2			
0- 2	0- 0	0- 0	NEUTRAL	0- 0	0- 0	0- 2			
2- 11	0- 0	0- 1	NON-CONFERENCE	0- 3	1- 3	1- 4			
2- 5	0- 0	0- 1	HOME	0- 2	1- 2	1- 0			
0- 4	0- 0	0- 0	AWAY	0- 1	0- 1	0- 2			
0- 2	0- 0	0- 0	NEUTRAL	0- 0	0- 0	0- 2			
0- 0	0- 0	0- 0	CONFERENCE	0- 0	0- 0	0- 0			
0- 0	0- 0	0- 0	HOME	0- 0	0- 0	0- 0			
0- 0	0- 0	0- 0	AWAY	0- 0	0- 0	0- 0			
0- 0	0- 0	0- 0	NEUTRAL	0- 0	0- 0	0- 0			

RPI S	Opponent	Score	RPI S	Opponent	Score	RPI S	Opponent	Score	RPI S	Opponent	Score	Team's RPI: 277
37	H Penn St.	65 103	52	A BYU	53 84	106	H Pacific	70 75	122	H Mississippi St.	63 67	
			76	H LIU Brooklyn	51 67	146	H Oregon	76 74	150	A Portland St.	73 80	
			85	H UNLV	63 74	219	A Cal St. Fullerton	74 76	225	N Binghamton	52 58	
						239	H Butler	71 69	245	N North Dakota St.	47 67	
						255	A Long Beach St.	58 61				
LAST 12 Division I GAMES:												
52	A BYU	53 84	85	H UNLV	63 74	122	H Mississippi St.	63 67				
146	H Oregon	76 74	76	H LIU Brooklyn	51 67	37	H Penn St.	65 103				
219	A Cal St. Fullerton	74 76	239	H Butler	71 69	225	N Binghamton	52 58				
255	A Long Beach St.	58 61										
150	A Portland St.	73 80										
106	H Pacific	70 75										

Non-Div I Games: Saint Martin's 91 74

Nevada

New Hampshire

Through Games Of Sunday, January 8, 2012

Average RPI Win:	246	WON-LOST	WINNING	LAST 12	STRENGTH OF	OPP. STRENGTH	TEAM	ADJ.	CONF.	ADJ CONF.
Average RPI Loss:	140	RECORD	PCT. RANK	GAMES	SCHEDULE	OF SCHEDULE	RPI	RPI	RPI	RPI
DIV. I ONLY	8- 6	128	7- 5	288	212	184	184	13	13	
DIV. I NON-CONF.	7- 5	123	6- 4	306	243	204	204	13	13	
TOTALS	RPI 1-25	RPI 26-50	W-L RECORDS	RPI 51-100	RPI 101-150	RPI 150+				
8- 6	0- 0	0- 0	OVERALL	1- 1	0- 4	7- 1				
2- 3	0- 0	0- 0	HOME	1- 0	0- 3	1- 0				
5- 3	0- 0	0- 0	AWAY	0- 1	0- 1	5- 1				
1- 0	0- 0	0- 0	NEUTRAL	0- 0	0- 0	1- 0				
7- 5	0- 0	0- 0	NON-CONFERENCE	0- 1	0- 3	7- 1				
1- 3	0- 0	0- 0	HOME	0- 0	0- 3	1- 0				
5- 2	0- 0	0- 0	AWAY	0- 1	0- 0	5- 1				
1- 0	0- 0	0- 0	NEUTRAL	0- 0	0- 0	1- 0				
1- 1	0- 0	0- 0	CONFERENCE	1- 0	0- 1	0- 0				
1- 0	0- 0	0- 0	HOME	1- 0	0- 0	0- 0				
0- 1	0- 0	0- 0	AWAY	0- 0	0- 1	0- 0				
0- 0	0- 0	0- 0	NEUTRAL	0- 0	0- 0	0- 0				

RPI	S	Opponent	Score	RPI	S	Opponent	Score	RPI	S	Opponent	Score	RPI	S	Opponent	Score	Team's RPI: 184
80	A	Iowa St.	57	71	94	H	Hartford	64	45	109	H	Seton Hall	38	61		
										140	H	Holy Cross	50	61		
										141	H	Harvard	62	69		
										142	A	UMBC	65	67		
										188	H	Manhattan	57	42		
										197	A	Brown	62	57		
										229	A	Central Conn. St.	44	83		
										250	A	Dartmouth	58	53		
										293	A	Cornell	63	62		
										299	A	Rhode Island	52	33		
										321	N	NJIT	79	71		
										329	A	Wagner	73	72		
LAST 12 Division I GAMES:																
80	A	Iowa St.	57	71	94	H	Hartford	64	45							
329	A	Wagner	73	72	142	A	UMBC	65	67							
299	A	Rhode Island	52	33	321	N	NJIT	79	71							
188	H	Manhattan	57	42	250	A	Dartmouth	58	53							
141	H	Harvard	62	69	229	A	Central Conn. St.	44	83							
140	H	Holy Cross	50	61	293	A	Cornell	63	62							

Non-Div I Games:

New Hampshire

 Loss,
 Non-Conf,
 S Site,
 H Home
 A Away
N Neutral

New Mexico

Through Games Of Sunday, January 8, 2012

Average RPI Win:	311	WON-LOST	WINNING	LAST 12	STRENGTH OF	OPP. STRENGTH	TEAM	ADJ.	CONF.	ADJ CONF.
Average RPI Loss:	113	RECORD	PCT. RANK	GAMES	SCHEDULE	OF SCHEDULE	RPI	RPI	RPI	RPI
DIV. I ONLY	5- 8	224	5- 6	242	197	267	267	23	23	
DIV. I NON-CONF.	5- 8	220	5- 6	248	198	269	269	26	26	
TOTALS	RPI 1-25	RPI 26-50	W-L RECORDS	RPI 51-100	RPI 101-150	RPI 150+				
5- 8	0- 1	0- 1	OVERALL	0- 2	0- 2	5- 2				
3- 5	0- 0	0- 1	HOME	0- 1	0- 2	3- 1				
2- 3	0- 1	0- 0	AWAY	0- 1	0- 0	2- 1				
0- 0	0- 0	0- 0	NEUTRAL	0- 0	0- 0	0- 0				
5- 8	0- 1	0- 1	NON-CONFERENCE	0- 2	0- 2	5- 2				
3- 5	0- 0	0- 1	HOME	0- 1	0- 2	3- 1				
2- 3	0- 1	0- 0	AWAY	0- 1	0- 0	2- 1				
0- 0	0- 0	0- 0	NEUTRAL	0- 0	0- 0	0- 0				
0- 0	0- 0	0- 0	CONFERENCE	0- 0	0- 0	0- 0				
0- 0	0- 0	0- 0	HOME	0- 0	0- 0	0- 0				
0- 0	0- 0	0- 0	AWAY	0- 0	0- 0	0- 0				
0- 0	0- 0	0- 0	NEUTRAL	0- 0	0- 0	0- 0				

RPI 1-25				RPI 26-50				RPI 51-100				RPI 101+ Team's RPI: 267			
RPI	S	Opponent	Score	RPI	S	Opponent	Score	RPI	S	Opponent	Score	RPI	S	Opponent	Score
20	A	Texas Tech	43 69	45	H	Oklahoma	56 58	55	A	Arizona	50 59	126	H	Pepperdine	56 59
								81	H	UTEP	43 53	149	H	Northern Colo.	54 61
												151	A	North Texas	50 63
												275	H	Loyola Marymount	54 57
												290	H	Morehead St.	69 52
												307	A	New Mexico St.	59 58
												307	H	New Mexico St.	54 53
												312	H	Houston	70 44
												338	A	Houston Baptist	65 38
LAST 12 Division I GAMES:															
338	A	Houston Baptist	65 38	312	H	Houston	70 44	307	A	New Mexico St.	59 58				
149	H	Northern Colo.	54 61	55	A	Arizona	50 59	290	H	Morehead St.	69 52				
81	H	UTEP	43 53	45	H	Oklahoma	56 58	151	A	North Texas	50 63				
307	H	New Mexico St.	54 53												
275	H	Loyola Marymount	54 57												
126	H	Pepperdine	56 59												

Non-Div I Games: Eastern N.M. 54 33

New Mexico

■ Loss,
■ Non-Conf, S Site,
■ Home
■ Away
N Neutral

Average RPI Win:	239	WON-LOST	WINNING	LAST 12	STRENGTH OF	OPP. STRENGTH	TEAM	ADJ.	CONF.	ADJ CONF.
Average RPI Loss:	173	RECORD	PCT. RANK	GAMES	SCHEDULE	OF SCHEDULE	RPI	RPI	RPI	RPI
DIV. I ONLY	2- 12	317	1- 10	183	278	307	307	26	26	
DIV. I NON-CONF.	2- 12	312	1- 10	177	277	310	310	28	28	
TOTALS	RPI 1-25	RPI 26-50	W-L RECORDS	RPI 51-100	RPI 101-150	RPI 150+				
2- 12	0- 0	0- 0	OVERALL	0- 4	0- 2	2- 6				
1- 7	0- 0	0- 0	HOME	0- 3	0- 0	1- 4				
1- 5	0- 0	0- 0	AWAY	0- 1	0- 2	1- 2				
0- 0	0- 0	0- 0	NEUTRAL	0- 0	0- 0	0- 0				
2- 12	0- 0	0- 0	NON-CONFERENCE	0- 4	0- 2	2- 6				
1- 7	0- 0	0- 0	HOME	0- 3	0- 0	1- 4				
1- 5	0- 0	0- 0	AWAY	0- 1	0- 2	1- 2				
0- 0	0- 0	0- 0	NEUTRAL	0- 0	0- 0	0- 0				
0- 0	0- 0	0- 0	CONFERENCE	0- 0	0- 0	0- 0				
0- 0	0- 0	0- 0	HOME	0- 0	0- 0	0- 0				
0- 0	0- 0	0- 0	AWAY	0- 0	0- 0	0- 0				
0- 0	0- 0	0- 0	NEUTRAL	0- 0	0- 0	0- 0				

RPI 1-25				RPI 26-50				RPI 51-100				RPI 101+				Team's RPI: 307	
RPI	S	Opponent	Score	RPI	S	Opponent	Score	RPI	S	Opponent	Score	RPI	S	Opponent	Score		
								55	H	Arizona	67	84	118	A	UMKC	57	68
								75	H	Idaho St.	42	59	136	A	Utah	37	74
								81	A	UTEP	27	63	165	H	UC Santa Barbara	52	51
								81	H	UTEP	72	76	231	A	Boise St.	57	72
													231	H	Boise St.	53	56
													254	H	Southern Utah	57	58
													267	A	New Mexico	53	54
													267	H	New Mexico	58	59
													274	H	North Dakota	46	63
													312	A	Houston	63	62
LAST 12 Division I GAMES:																	
136	A	Utah	37	74	231	H	Boise St.	53	56								
165	H	UC Santa Barbara	52	51	118	A	UMKC	57	68								
231	A	Boise St.	57	72	267	H	New Mexico	58	59								
267	A	New Mexico	53	54	274	H	North Dakota	46	63								
81	A	UTEP	27	63	55	H	Arizona	67	84								
254	H	Southern Utah	57	58	81	H	UTEP	72	76								

Non-Div I Games: Shaw

61 53

New Mexico St.

Niagara

Through Games Of Sunday, January 8, 2012

Average RPI Win:	267	WON-LOST	WINNING	LAST 12	STRENGTH OF	OPP. STRENGTH	TEAM	ADJ.	CONF.	ADJ CONF.
Average RPI Loss:	144	RECORD	PCT. RANK	GAMES	SCHEDULE	OF SCHEDULE	RPI	RPI	RPI	RPI
DIV. I ONLY	4- 11	278	4- 8	169	265	253	253	22	22	
DIV. I NON-CONF.	3- 9	274	3- 6	142	278	255	255	21	21	
TOTALS	RPI 1-25	RPI 26-50	W-L RECORDS	RPI 51-100	RPI 101-150	RPI 150+				
4- 11	0- 0	0- 1	OVERALL	0- 2	0- 3	4- 5				
2- 3	0- 0	0- 0	HOME	0- 0	0- 1	2- 2				
2- 6	0- 0	0- 1	AWAY	0- 1	0- 1	2- 2				
0- 2	0- 0	0- 0	NEUTRAL	0- 1	0- 1	0- 0				
3- 9	0- 0	0- 1	NON-CONFERENCE	0- 2	0- 3	3- 3				
2- 2	0- 0	0- 0	HOME	0- 0	0- 1	2- 1				
1- 5	0- 0	0- 1	AWAY	0- 1	0- 1	1- 2				
0- 2	0- 0	0- 0	NEUTRAL	0- 1	0- 1	0- 0				
1- 2	0- 0	0- 0	CONFERENCE	0- 0	0- 0	1- 2				
0- 1	0- 0	0- 0	HOME	0- 0	0- 0	0- 1				
1- 1	0- 0	0- 0	AWAY	0- 0	0- 0	1- 1				
0- 0	0- 0	0- 0	NEUTRAL	0- 0	0- 0	0- 0				

RPI S	Opponent	Score	RPI S	Opponent	Score	RPI S	Opponent	Score	RPI S	Opponent	Score	Team's RPI: 253
			41 A	St. Bonaventure	49 63	87 A	Syracuse	30 81	110 A	Albany (NY)	42 55	
						89 N	Stetson	52 67	130 H	Penn	41 55	
									134 N	Bradley	43 68	
									159 A	Rider	53 60	
									173 H	Buffalo	54 65	
									175 H	Iona	61 71	
									199 A	Loyola Maryland	57 54	
									216 A	Winthrop	47 82	
									225 H	Binghamton	64 53	
									266 A	Ohio	40 50	
									309 A	Colgate	61 60	
									336 H	Bucknell	61 55	
LAST 12 Division I GAMES:												
87 A	Syracuse	30 81	175 H	Iona	61 71							
41 A	St. Bonaventure	49 63	159 A	Rider	53 60							
266 A	Ohio	40 50	199 A	Loyola Maryland	57 54							
225 H	Binghamton	64 53	130 H	Penn	41 55							
110 A	Albany (NY)	42 55	336 H	Bucknell	61 55							
309 A	Colgate	61 60	134 N	Bradley	43 68							

Non-Div I Games:

Niagara

■ Loss,
 ■ Non-Conf,
 S Site,
 ■ Home
 ■ Away
 N Neutral

Average RPI Win:	259	WON-LOST	WINNING	LAST 12	STRENGTH OF	OPP. STRENGTH	TEAM	ADJ.	CONF.	ADJ CONF.
Average RPI Loss:	211	RECORD	PCT. RANK	GAMES	SCHEDULE	OF SCHEDULE	RPI	RPI	RPI	RPI
DIV. I ONLY	6- 6	171	5- 5	334	264	269	269	25	25	
DIV. I NON-CONF.	5- 6	188	4- 5	325	281	261	261	25	25	
TOTALS	RPI 1-25	RPI 26-50	W-L RECORDS	RPI 51-100	RPI 101-150	RPI 150+				
6- 6	0- 0	0- 0	OVERALL	0- 0	0- 2	6- 4				
3- 1	0- 0	0- 0	HOME	0- 0	0- 0	3- 1				
2- 4	0- 0	0- 0	AWAY	0- 0	0- 2	2- 2				
1- 1	0- 0	0- 0	NEUTRAL	0- 0	0- 0	1- 1				
5- 6	0- 0	0- 0	NON-CONFERENCE	0- 0	0- 2	5- 4				
2- 1	0- 0	0- 0	HOME	0- 0	0- 0	2- 1				
2- 4	0- 0	0- 0	AWAY	0- 0	0- 2	2- 2				
1- 1	0- 0	0- 0	NEUTRAL	0- 0	0- 0	1- 1				
1- 0	0- 0	0- 0	CONFERENCE	0- 0	0- 0	1- 0				
1- 0	0- 0	0- 0	HOME	0- 0	0- 0	1- 0				
0- 0	0- 0	0- 0	AWAY	0- 0	0- 0	0- 0				
0- 0	0- 0	0- 0	NEUTRAL	0- 0	0- 0	0- 0				

RPI 1-25			RPI 26-50			RPI 51-100			RPI 101+			Team's RPI: 269
RPI	S	Opponent	Score	RPI	S	Opponent	Score	RPI	S	Opponent	Score	
								139	A	Alabama	51	72
								146	A	Oregon	76	95
								151	H	North Texas	67	64
								161	H	Florida A&M	77	69
								169	A	UALR	48	62
								259	A	La.-Monroe	68	78
								264	N	UC Irvine	48	62
								270	A	La.-Lafayette	72	64
								291	H	Alabama St.	57	61
								311	H	Texas-Arlington	78	59
								331	A	Texas Southern	69	48
								332	N	Weber St.	83	56
LAST 12 Division I GAMES:												
331	A	Texas Southern	69	48	311	H	Texas-Arlington	78	59			
161	H	Florida A&M	77	69	169	A	UALR	48	62			
259	A	La.-Monroe	68	78	151	H	North Texas	67	64			
146	A	Oregon	76	95	291	H	Alabama St.	57	61			
332	N	Weber St.	83	56	270	A	La.-Lafayette	72	64			
264	N	UC Irvine	48	62	139	A	Alabama	51	72			

Non-Div I Games: Southern-N.O. 72 52 Belhaven 78 60

Nicholls St.

■ Loss,
 ■ Non-Conf, S Site,
 ■ Home
 ■ Away
 N Neutral

Average RPI Win:	255	WON-LOST	WINNING	LAST 12	STRENGTH OF	OPP. STRENGTH	TEAM	ADJ.	CONF.	ADJ CONF.
Average RPI Loss:	181	RECORD	PCT. RANK	GAMES	SCHEDULE	OF SCHEDULE	RPI	RPI	RPI	RPI
DIV. I ONLY	5- 7	213	4- 7	311	260	280	280	27	27	
DIV. I NON-CONF.	3- 6	238	2- 6	268	290	268	268	24	24	
TOTALS	RPI 1-25	RPI 26-50	W-L RECORDS	RPI 51-100	RPI 101-150	RPI 150+				
5- 7	0- 0	0- 1	OVERALL	0- 0	0- 2	5- 4				
3- 3	0- 0	0- 0	HOME	0- 0	0- 1	3- 2				
2- 3	0- 0	0- 0	AWAY	0- 0	0- 1	2- 2				
0- 1	0- 0	0- 1	NEUTRAL	0- 0	0- 0	0- 0				
3- 6	0- 0	0- 1	NON-CONFERENCE	0- 0	0- 2	3- 3				
1- 2	0- 0	0- 0	HOME	0- 0	0- 1	1- 1				
2- 3	0- 0	0- 0	AWAY	0- 0	0- 1	2- 2				
0- 1	0- 0	0- 1	NEUTRAL	0- 0	0- 0	0- 0				
2- 1	0- 0	0- 0	CONFERENCE	0- 0	0- 0	2- 1				
2- 1	0- 0	0- 0	HOME	0- 0	0- 0	2- 1				
0- 0	0- 0	0- 0	AWAY	0- 0	0- 0	0- 0				
0- 0	0- 0	0- 0	NEUTRAL	0- 0	0- 0	0- 0				

RPI 1-25			RPI 26-50			RPI 51-100			RPI 101+			Team's RPI: 280
RPI	S	Opponent	Score	RPI	S	Opponent	Score	RPI	S	Opponent	Score	
				41	N	St. Bonaventure	44 58					
								105	A	VCU	59 79	
								123	H	William & Mary	76 79	
								190	H	George Mason	60 57	
								207	H	South Carolina St.	69 75	
								213	H	Md.-East. Shore	61 58	
								235	A	Monmouth	62 69	
								243	H	Savannah St.	54 49	
								244	H	Radford	68 80	
								300	A	S.C. Upstate	94 81	
								313	A	Wofford	45 50	
								331	A	Texas Southern	80 58	
LAST 12 Division I GAMES:												
235	A	Monmouth	62 69	213	H	Md.-East. Shore	61 58					
105	A	VCU	59 79	190	H	George Mason	60 57					
244	H	Radford	68 80	41	N	St. Bonaventure	44 58					
207	H	South Carolina St.	69 75	300	A	S.C. Upstate	94 81					
243	H	Savannah St.	54 49	313	A	Wofford	45 50					
123	H	William & Mary	76 79	331	A	Texas Southern	80 58					

Non-Div I Games: Virginia Union 76 58 Chowan 60 43

Norfolk St.

North Carolina

Through Games Of Sunday, January 8, 2012

Average RPI Win:	239	WON-LOST	WINNING	LAST 12	STRENGTH OF	OPP. STRENGTH	TEAM	ADJ.	CONF.	ADJ CONF.
Average RPI Loss:	25	RECORD	PCT. RANK	GAMES	SCHEDULE	OF SCHEDULE	RPI	RPI	RPI	RPI
DIV. I ONLY	12- 3	32	9- 3	284	107	129	129	5	5	
DIV. I NON-CONF.	10- 2	31	7- 2	337	176	221	221	4	4	
TOTALS	RPI 1-25	RPI 26-50	W-L RECORDS	RPI 51-100	RPI 101-150	RPI 150+				
12- 3	1- 1	1- 2	OVERALL	0- 0	0- 0	10- 0				
10- 1	1- 1	0- 0	HOME	0- 0	0- 0	9- 0				
1- 1	0- 0	1- 1	AWAY	0- 0	0- 0	0- 0				
1- 1	0- 0	0- 1	NEUTRAL	0- 0	0- 0	1- 0				
10- 2	0- 0	0- 2	NON-CONFERENCE	0- 0	0- 0	10- 0				
9- 0	0- 0	0- 0	HOME	0- 0	0- 0	9- 0				
0- 1	0- 0	0- 1	AWAY	0- 0	0- 0	0- 0				
1- 1	0- 0	0- 1	NEUTRAL	0- 0	0- 0	1- 0				
2- 1	1- 1	1- 0	CONFERENCE	0- 0	0- 0	0- 0				
1- 1	1- 1	0- 0	HOME	0- 0	0- 0	0- 0				
1- 0	0- 0	1- 0	AWAY	0- 0	0- 0	0- 0				
0- 0	0- 0	0- 0	NEUTRAL	0- 0	0- 0	0- 0				

RPI 1-25				RPI 26-50				RPI 51-100				RPI 101+ Team's RPI: 129			
RPI	S	Opponent	Score	RPI	S	Opponent	Score	RPI	S	Opponent	Score	RPI	S	Opponent	Score
6	H	Maryland	72 78	32	N	South Carolina	48 79					241	H	East Tenn. St.	93 77
23	H	Miami (FL)	65 63	35	A	Virginia	78 73					243	H	Savannah St.	74 21
				37	A	Penn St.	84 103					247	H	Presbyterian	61 38
												256	H	Kennesaw St.	76 62
												262	N	East Carolina	65 61
												282	H	UNC Greensboro	91 35
												296	H	Gardner-Webb	109 44
												300	H	S.C. Upstate	91 34
												339	H	Lipscomb	95 53
												342	H	N.C. Central	79 42
LAST 12 Division I GAMES:															
342	H	N.C. Central	79 42	6	H	Maryland	72 78								
243	H	Savannah St.	74 21	35	A	Virginia	78 73								
262	N	East Carolina	65 61	23	H	Miami (FL)	65 63								
32	N	South Carolina	48 79	37	A	Penn St.	84 103								
241	H	East Tenn. St.	93 77	256	H	Kennesaw St.	76 62								
339	H	Lipscomb	95 53	247	H	Presbyterian	61 38								

Non-Div I Games:

North Carolina

■ Loss,
 ■ Non-Conf, S Site,
 ■ Home
 ■ Away
 N Neutral

Average RPI Win:	168	WON-LOST	WINNING	LAST 12	STRENGTH OF	OPP. STRENGTH	TEAM	ADJ.	CONF.	ADJ CONF.
Average RPI Loss:	37	RECORD	PCT. RANK	GAMES	SCHEDULE	OF SCHEDULE	RPI	RPI	RPI	RPI
DIV. I ONLY	10- 6	105	6- 6	29	60	47	47	5	5	
DIV. I NON-CONF.	10- 3	50	6- 3	46	135	66	66	4	4	
TOTALS	RPI 1-25	RPI 26-50	W-L RECORDS	RPI 51-100	RPI 101-150	RPI 150+				
10- 6	0- 3	2- 1	OVERALL	2- 2	1- 0	5- 0				
6- 2	0- 1	2- 1	HOME	1- 0	1- 0	2- 0				
2- 4	0- 2	0- 0	AWAY	0- 2	0- 0	2- 0				
2- 0	0- 0	0- 0	NEUTRAL	1- 0	0- 0	1- 0				
10- 3	0- 0	2- 1	NON-CONFERENCE	2- 2	1- 0	5- 0				
6- 1	0- 0	2- 1	HOME	1- 0	1- 0	2- 0				
2- 2	0- 0	0- 0	AWAY	0- 2	0- 0	2- 0				
2- 0	0- 0	0- 0	NEUTRAL	1- 0	0- 0	1- 0				
0- 3	0- 3	0- 0	CONFERENCE	0- 0	0- 0	0- 0				
0- 1	0- 1	0- 0	HOME	0- 0	0- 0	0- 0				
0- 2	0- 2	0- 0	AWAY	0- 0	0- 0	0- 0				
0- 0	0- 0	0- 0	NEUTRAL	0- 0	0- 0	0- 0				

RPI 1-25				RPI 26-50				Team's RPI: 47				RPI 51-100				RPI 101+			
RPI	S	Opponent	Score	RPI	S	Opponent	Score	RPI	S	Opponent	Score	RPI	S	Opponent	Score	RPI	S	Opponent	Score
12	A	Duke	59 83	32	H	South Carolina	55 53	51	A	Northwestern	59 76	139	H	Alabama	79 57				
13	H	Georgia Tech	66 76	39	H	Richmond	58 72	72	N	Fla. Gulf Coast	69 64	212	A	Hawaii	84 54				
23	A	Miami (FL)	68 78	40	H	Vanderbilt	66 59	86	A	Creighton	67 74	214	A	TCU	85 79				
								100	H	UNC Wilmington	83 64	236	N	Alcorn St.	85 70				
												305	H	Jacksonville	80 42				
												325	H	Southeast Mo. St.	66 29				
LAST 12 Division I GAMES:																			
212	A	Hawaii	84 54	12	A	Duke	59 83												
236	N	Alcorn St.	85 70	23	A	Miami (FL)	68 78												
72	N	Fla. Gulf Coast	69 64	13	H	Georgia Tech	66 76												
40	H	Vanderbilt	66 59	32	H	South Carolina	55 53												
39	H	Richmond	58 72	51	A	Northwestern	59 76												
139	H	Alabama	79 57	86	A	Creighton	67 74												

Non-Div I Games:

North Carolina St.

Average RPI Win: 229		WON-LOST	WINNING	LAST 12	STRENGTH OF	OPP. STRENGTH	TEAM	ADJ.	CONF.	ADJ CONF.
Average RPI Loss: 185		RECORD	PCT. RANK	GAMES	SCHEDULE	OF SCHEDULE	RPI	RPI	RPI	RPI
DIV. I ONLY		6- 9	217	3- 8	323	182	274	274	33	33
DIV. I NON-CONF.		6- 9	210	3- 8	321	186	279	279	33	33
TOTALS	RPI 1-25		RPI 26-50		W-L RECORDS		RPI 51-100		RPI 101-150	RPI 150+
6- 9	0- 0		1- 0		OVERALL		0- 2		1- 1	4- 6
3- 2	0- 0		1- 0		HOME		0- 1		1- 0	1- 1
2- 6	0- 0		0- 0		AWAY		0- 1		0- 1	2- 4
1- 1	0- 0		0- 0		NEUTRAL		0- 0		0- 0	1- 1
6- 9	0- 0		1- 0		NON-CONFERENCE		0- 2		1- 1	4- 6
3- 2	0- 0		1- 0		HOME		0- 1		1- 0	1- 1
2- 6	0- 0		0- 0		AWAY		0- 1		0- 1	2- 4
1- 1	0- 0		0- 0		NEUTRAL		0- 0		0- 0	1- 1
0- 0	0- 0		0- 0		CONFERENCE		0- 0		0- 0	0- 0
0- 0	0- 0		0- 0		HOME		0- 0		0- 0	0- 0
0- 0	0- 0		0- 0		AWAY		0- 0		0- 0	0- 0
0- 0	0- 0		0- 0		NEUTRAL		0- 0		0- 0	0- 0

RPI 1-25				RPI 26-50				RPI 51-100				RPI 101+				Team's RPI: 274	
RPI	S	Opponent	Score	RPI	S	Opponent	Score	RPI	S	Opponent	Score	RPI	S	Opponent	Score		
				44	H	Duquesne	86 80	61	A	Missouri	52 69	137	H	UNI	74 70		
								86	H	Creighton	54 72	144	A	Drake	60 74		
												154	A	Montana St.	54 70		
												154	H	Montana St.	63 67		
												215	A	Montana	39 60		
												248	A	Colorado St.	52 58		
												254	N	Southern Utah	62 61		
												287	A	Air Force	54 65		
												307	A	New Mexico St.	63 46		
												316	A	Idaho	78 68		
												316	H	Idaho	84 54		
												316	N	Idaho	50 53		
LAST 12 Division I GAMES:																	
				316	N	Idaho	50 53	287	A	Air Force	54 65						
				154	A	Montana St.	54 70	316	A	Idaho	78 68						
				137	H	UNI	74 70	215	A	Montana	39 60						
				61	A	Missouri	52 69	144	A	Drake	60 74						
				248	A	Colorado St.	52 58	307	A	New Mexico St.	63 46						
				154	H	Montana St.	63 67	254	N	Southern Utah	62 61						

Non-Div I Games:	Bemidji St.	86	50
------------------	-------------	----	----

North Dakota

Loss, Non-Conf, S Site, H Home A Away N Neutral

Average RPI Win:	247	WON-LOST	WINNING	LAST 12	STRENGTH OF	OPP. STRENGTH	TEAM	ADJ.	CONF.	ADJ CONF.
Average RPI Loss:	113	RECORD	PCT. RANK	GAMES	SCHEDULE	OF SCHEDULE	RPI	RPI	RPI	RPI
DIV. I ONLY	4- 11	278	3- 7	167	73	245	245	17	17	
DIV. I NON-CONF.	1- 9	322	0- 5	26	23	150	150	11	11	
TOTALS	RPI 1-25	RPI 26-50	W-L RECORDS	RPI 51-100	RPI 101-150	RPI 150+				
4- 11	0- 2	0- 1	OVERALL	0- 4	0- 2	4- 2				
2- 3	0- 1	0- 1	HOME	0- 1	0- 0	2- 0				
1- 6	0- 0	0- 0	AWAY	0- 2	0- 2	1- 2				
1- 2	0- 1	0- 0	NEUTRAL	0- 1	0- 0	1- 0				
1- 9	0- 2	0- 1	NON-CONFERENCE	0- 4	0- 2	1- 0				
0- 3	0- 1	0- 1	HOME	0- 1	0- 0	0- 0				
0- 4	0- 0	0- 0	AWAY	0- 2	0- 2	0- 0				
1- 2	0- 1	0- 0	NEUTRAL	0- 1	0- 0	1- 0				
3- 2	0- 0	0- 0	CONFERENCE	0- 0	0- 0	3- 2				
2- 0	0- 0	0- 0	HOME	0- 0	0- 0	2- 0				
1- 2	0- 0	0- 0	AWAY	0- 0	0- 0	1- 2				
0- 0	0- 0	0- 0	NEUTRAL	0- 0	0- 0	0- 0				

RPI	S	Opponent	Score
9	N	Kansas St.	47 70
17	H	Green Bay	59 82

RPI	S	Opponent	Score
44	H	Duquesne	66 74

RPI	S	Opponent	Score
51	N	Northwestern	55 68
85	A	UNLV	57 76
86	H	Creighton	51 71
95	A	Minnesota	41 80

RPI	S	Opponent	Score	Team's RPI: 245
137	A	UNI	41 60	
144	A	Drake	49 57	
200	H	Oakland	78 65	
254	A	Southern Utah	80 68	
257	H	IPFW	77 70	
268	A	Western Ill.	65 68	
277	N	Nevada	67 47	
304	A	IUPUI	39 49	

LAST 12 Division I GAMES:

51	N	Northwestern	55	68	254	A	Southern Utah	80	68
85	A	UNLV	57	76	200	H	Oakland	78	65
9	N	Kansas St.	47	70	257	H	IPFW	77	70
137	A	UNI	41	60	304	A	IUPUI	39	49
144	A	Drake	49	57	44	H	Duquesne	66	74
268	A	Western Ill.	65	68	95	A	Minnesota	41	80

Non-Div I Games: Dakota St. 92 48 Valley City St. 85 64

North Dakota St.

Loss,
Non-Conf, S Site,
H Home
A Away
N Neutral

North Florida

Through Games Of Sunday, January 8, 2012

Average RPI Win:	316	WON-LOST	WINNING	LAST 12	STRENGTH OF	OPP. STRENGTH	TEAM	ADJ.	CONF.	ADJ CONF.
Average RPI Loss:	173	RECORD	PCT. RANK	GAMES	SCHEDULE	OF SCHEDULE	RPI	RPI	RPI	RPI
DIV. I ONLY	5- 10	245	5- 7	279	321	308	308	30	30	
DIV. I NON-CONF.	3- 8	268	3- 5	266	294	302	302	29	29	
TOTALS	RPI 1-25	RPI 26-50	W-L RECORDS	RPI 51-100	RPI 101-150	RPI 150+				
5- 10	0- 0	0- 0	OVERALL	0- 3	0- 2	5- 5				
5- 2	0- 0	0- 0	HOME	0- 0	0- 0	5- 2				
0- 8	0- 0	0- 0	AWAY	0- 3	0- 2	0- 3				
0- 0	0- 0	0- 0	NEUTRAL	0- 0	0- 0	0- 0				
3- 8	0- 0	0- 0	NON-CONFERENCE	0- 2	0- 2	3- 4				
3- 1	0- 0	0- 0	HOME	0- 0	0- 0	3- 1				
0- 7	0- 0	0- 0	AWAY	0- 2	0- 2	0- 3				
0- 0	0- 0	0- 0	NEUTRAL	0- 0	0- 0	0- 0				
2- 2	0- 0	0- 0	CONFERENCE	0- 1	0- 0	2- 1				
2- 1	0- 0	0- 0	HOME	0- 0	0- 0	2- 1				
0- 1	0- 0	0- 0	AWAY	0- 1	0- 0	0- 0				
0- 0	0- 0	0- 0	NEUTRAL	0- 0	0- 0	0- 0				

RPI S	Opponent	Score	RPI S	Opponent	Score	RPI S	Opponent	Score	RPI S	Opponent	Score	Team's RPI: 308
						61	A Missouri	46 67	113	A South Fla.	41 76	
						68	A West Virginia	30 86	118	A UMKC	63 100	
						72	A Fla. Gulf Coast	34 68	181	A Ole Miss	59 68	
									232	A Fla. Atlantic	52 63	
									243	H Savannah St.	61 64	
									278	H Coastal Caro.	67 37	
									305	H Jacksonville	51 36	
									310	H Belmont	37 54	
									317	H Delaware St.	72 61	
									333	A Bethune-Cookman	63 66	
									339	H Lipscomb	77 67	
									341	H Jacksonville St.	63 47	
LAST 12 Division I GAMES:												
333	A Bethune-Cookman	63 66	72	A Fla. Gulf Coast	34 68							
341	H Jacksonville St.	63 47	339	H Lipscomb	77 67							
317	H Delaware St.	72 61	310	H Belmont	37 54							
232	A Fla. Atlantic	52 63	278	H Coastal Caro.	67 37							
68	A West Virginia	30 86	118	A UMKC	63 100							
305	H Jacksonville	51 36	61	A Missouri	46 67							

Non-Div I Games:

North Florida

Loss, Non-Conf, S Site, H Home A Away N Neutral

North Texas

Through Games Of Sunday, January 8, 2012

Average RPI Win: 227	WON-LOST	WINNING	LAST 12	STRENGTH OF	OPP. STRENGTH	TEAM	ADJ.	CONF.	ADJ CONF.
Average RPI Loss: 127	RECORD	PCT. RANK	GAMES	SCHEDULE	OF SCHEDULE	RPI	RPI	RPI	RPI
DIV. I ONLY	9- 8	169	5- 7	174	234	151	151	20	20
DIV. I NON-CONF.	7- 6	154	3- 5	94	210	115	115	20	20
TOTALS	RPI 1-25	RPI 26-50	W-L RECORDS	RPI 51-100	RPI 101-150	RPI 150+			
9- 8	0- 0	0- 2	OVERALL	1- 2	1- 1	7- 3			
5- 2	0- 0	0- 1	HOME	0- 0	1- 1	4- 0			
2- 6	0- 0	0- 1	AWAY	0- 2	0- 0	2- 3			
2- 0	0- 0	0- 0	NEUTRAL	1- 0	0- 0	1- 0			
7- 6	0- 0	0- 2	NON-CONFERENCE	1- 2	1- 1	5- 1			
3- 2	0- 0	0- 1	HOME	0- 0	1- 1	2- 0			
2- 4	0- 0	0- 1	AWAY	0- 2	0- 0	2- 1			
2- 0	0- 0	0- 0	NEUTRAL	1- 0	0- 0	1- 0			
2- 2	0- 0	0- 0	CONFERENCE	0- 0	0- 0	2- 2			
2- 0	0- 0	0- 0	HOME	0- 0	0- 0	2- 0			
0- 2	0- 0	0- 0	AWAY	0- 0	0- 0	0- 2			
0- 0	0- 0	0- 0	NEUTRAL	0- 0	0- 0	0- 0			

RPI 1-25				RPI 26-50				RPI 51-100				RPI 101+				Team's RPI: 151	
RPI	S	Opponent	Score	RPI	S	Opponent	Score	RPI	S	Opponent	Score	RPI	S	Opponent	Score		
				34	H	Tulane	47 55	55	A	Arizona	62 69	114	H	Oral Roberts	60 70		
				49	A	Missouri St.	67 78	71	A	Texas	62 71	139	H	Alabama	69 63		
								84	N	Oregon St.	60 53	164	A	South Ala.	60 69		
												169	H	UALR	64 57		
												196	H	SMU	50 46		
												224	A	Texas St.	61 43		
												260	A	Arkansas St.	64 70		
												267	H	New Mexico	63 50		
												269	A	Nicholls St.	64 67		
												311	A	Texas-Arlington	66 47		
												314	N	A&M-Corpus Christi	72 58		
												337	H	Troy	57 36		
LAST 12 Division I GAMES:																	
				169	H	UALR	64 57	260	A	Arkansas St.	64 70						
				269	A	Nicholls St.	64 67	164	A	South Ala.	60 69						
				71	A	Texas	62 71	337	H	Troy	57 36						
				49	A	Missouri St.	67 78	314	N	A&M-Corpus Christi	72 58						
				34	H	Tulane	47 55	84	N	Oregon St.	60 53						
				139	H	Alabama	69 63	55	A	Arizona	62 69						

Non-Div I Games:

North Texas

 Loss,
 Non-Conf,
 S Site,
 H Home
 A Away
N Neutral

Northeastern

Through Games Of Sunday, January 8, 2012

Average RPI Win:	279	WON-LOST	WINNING	LAST 12	STRENGTH OF	OPP. STRENGTH	TEAM	ADJ.	CONF.	ADJ CONF.
Average RPI Loss:	97	RECORD	PCT. RANK	GAMES	SCHEDULE	OF SCHEDULE	RPI	RPI	RPI	RPI
DIV. I ONLY	2- 12	317	2- 10	67	133	251	251	7	7	
DIV. I NON-CONF.	2- 9	293	2- 7	57	140	240	240	7	7	
TOTALS	RPI 1-25	RPI 26-50	W-L RECORDS	RPI 51-100	RPI 101-150	RPI 150+				
2- 12	0- 1	0- 1	OVERALL	0- 4	0- 5	2- 1				
1- 4	0- 0	0- 0	HOME	0- 1	0- 2	1- 1				
1- 7	0- 0	0- 1	AWAY	0- 3	0- 3	1- 0				
0- 1	0- 1	0- 0	NEUTRAL	0- 0	0- 0	0- 0				
2- 9	0- 1	0- 1	NON-CONFERENCE	0- 3	0- 4	2- 0				
1- 3	0- 0	0- 0	HOME	0- 1	0- 2	1- 0				
1- 5	0- 0	0- 1	AWAY	0- 2	0- 2	1- 0				
0- 1	0- 1	0- 0	NEUTRAL	0- 0	0- 0	0- 0				
0- 3	0- 0	0- 0	CONFERENCE	0- 1	0- 1	0- 1				
0- 1	0- 0	0- 0	HOME	0- 0	0- 0	0- 1				
0- 2	0- 0	0- 0	AWAY	0- 1	0- 1	0- 0				
0- 0	0- 0	0- 0	NEUTRAL	0- 0	0- 0	0- 0				

RPI S	Opponent	Score	RPI S	Opponent	Score	RPI S	Opponent	Score	RPI S	Opponent	Score	Team's RPI: 251
25 N	Georgia	61 81	29 A	Kentucky	47 81	58 A	Miami (OH)	55 75	105 A	VCU	60 67	
						66 H	Temple	58 72	108 A	Boston U.	65 75	
						85 A	UNLV	58 61	115 H	Eastern Mich.	53 83	
						100 A	UNC Wilmington	53 60	127 H	La Salle	60 75	
									140 A	Holy Cross	68 70	
									208 H	Old Dominion	70 73	
									238 H	Vermont	78 62	
									320 A	Kent St.	73 65	
LAST 12 Division I GAMES:												
320 A	Kent St.	73 65	208 H	Old Dominion	70 73	58 A	Miami (OH)	55 75	100 A	UNC Wilmington	53 60	
140 A	Holy Cross	68 70	127 H	La Salle	60 75	105 A	VCU	60 67	85 A	UNLV	58 61	
238 H	Vermont	78 62	108 A	Boston U.	65 75	25 N	Georgia	61 81	29 A	Kentucky	47 81	

Non-Div I Games:

Northeastern

■ Loss,
 ■ Non-Conf, S Site,
 ■ Home
 ■ Away
 N Neutral

Average RPI Win:	287	WON-LOST	WINNING	LAST 12	STRENGTH OF	OPP. STRENGTH	TEAM	ADJ.	CONF.	ADJ CONF.
Average RPI Loss:	164	RECORD	PCT. RANK	GAMES	SCHEDULE	OF SCHEDULE	RPI	RPI	RPI	RPI
DIV. I ONLY	4- 11	278	3- 9	172	334	292	292	19	19	
DIV. I NON-CONF.	4- 7	228	3- 5	147	339	296	296	19	19	
TOTALS	RPI 1-25	RPI 26-50	W-L RECORDS	RPI 51-100	RPI 101-150	RPI 150+				
4- 11	0- 0	0- 1	OVERALL	0- 2	0- 4	4- 4				
4- 3	0- 0	0- 1	HOME	0- 0	0- 2	4- 0				
0- 8	0- 0	0- 0	AWAY	0- 2	0- 2	0- 4				
0- 0	0- 0	0- 0	NEUTRAL	0- 0	0- 0	0- 0				
4- 7	0- 0	0- 1	NON-CONFERENCE	0- 2	0- 1	4- 3				
4- 1	0- 0	0- 1	HOME	0- 0	0- 0	4- 0				
0- 6	0- 0	0- 0	AWAY	0- 2	0- 1	0- 3				
0- 0	0- 0	0- 0	NEUTRAL	0- 0	0- 0	0- 0				
0- 4	0- 0	0- 0	CONFERENCE	0- 0	0- 3	0- 1				
0- 2	0- 0	0- 0	HOME	0- 0	0- 2	0- 0				
0- 2	0- 0	0- 0	AWAY	0- 0	0- 1	0- 1				
0- 0	0- 0	0- 0	NEUTRAL	0- 0	0- 0	0- 0				

RPI 1-25				RPI 26-50				RPI 51-100				RPI 101+				Team's RPI: 292	
RPI	S	Opponent	Score	RPI	S	Opponent	Score	RPI	S	Opponent	Score	RPI	S	Opponent	Score		
				31	H	Nebraska	88 97	80	A	Iowa St.	41 65	111	A	South Dakota	56 73		
								91	A	Colorado	60 84	148	H	Eastern Wash.	56 74		
												149	A	Northern Colo.	71 77		
												150	H	Portland St.	74 84		
												160	A	Utah St.	51 70		
												219	H	Cal St. Fullerton	64 54		
												284	A	San Jose St.	64 74		
												285	A	Sacramento St.	85 91		
												295	H	UC Riverside	67 59		
												315	A	Utah Valley	56 73		
												315	H	Utah Valley	73 59		
												320	H	Kent St.	72 56		
LAST 12 Division I GAMES:																	
285	A	Sacramento St.	85 91	148	H	Eastern Wash.	56 74										
160	A	Utah St.	51 70	150	H	Portland St.	74 84										
315	A	Utah Valley	56 73	149	A	Northern Colo.	71 77										
31	H	Nebraska	88 97	320	H	Kent St.	72 56										
219	H	Cal St. Fullerton	64 54	315	H	Utah Valley	73 59										
284	A	San Jose St.	64 74	80	A	Iowa St.	41 65										

Non-Div I Games: Adams St. 76 50

Northern Ariz.

■ Loss,
 ■ Non-Conf, S Site,
 ■ Home
 ■ Away
 N Neutral

Average RPI Win:	260	WON-LOST	WINNING	LAST 12	STRENGTH OF	OPP. STRENGTH	TEAM	ADJ.	CONF.	ADJ CONF.
Average RPI Loss:	121	RECORD	PCT. RANK	GAMES	SCHEDULE	OF SCHEDULE	RPI	RPI	RPI	RPI
DIV. I ONLY	8- 6	128	7- 4	225	226	149	149	19	19	
DIV. I NON-CONF.	6- 5	140	5- 3	213	242	146	146	19	19	
TOTALS	RPI 1-25	RPI 26-50	W-L RECORDS	RPI 51-100	RPI 101-150	RPI 150+				
8- 6	0- 0	0- 0	OVERALL	0- 2	0- 2	8- 2				
5- 1	0- 0	0- 0	HOME	0- 0	0- 0	5- 1				
3- 5	0- 0	0- 0	AWAY	0- 2	0- 2	3- 1				
0- 0	0- 0	0- 0	NEUTRAL	0- 0	0- 0	0- 0				
6- 5	0- 0	0- 0	NON-CONFERENCE	0- 1	0- 2	6- 2				
3- 1	0- 0	0- 0	HOME	0- 0	0- 0	3- 1				
3- 4	0- 0	0- 0	AWAY	0- 1	0- 2	3- 1				
0- 0	0- 0	0- 0	NEUTRAL	0- 0	0- 0	0- 0				
2- 1	0- 0	0- 0	CONFERENCE	0- 1	0- 0	2- 0				
2- 0	0- 0	0- 0	HOME	0- 0	0- 0	2- 0				
0- 1	0- 0	0- 0	AWAY	0- 1	0- 0	0- 0				
0- 0	0- 0	0- 0	NEUTRAL	0- 0	0- 0	0- 0				

RPI S	Opponent	Score	RPI S	Opponent	Score	RPI S	Opponent	Score	RPI S	Opponent	Score	Team's RPI: 149
						75	A Idaho St.	52 57	111	A South Dakota	48 73	
						81	A UTEP	51 74	134	A Bradley	49 59	
									153	H Denver	57 66	
									165	H UC Santa Barbara	44 39	
									170	A Santa Clara	37 71	
									248	H Colorado St.	66 60	
									264	H UC Irvine	71 56	
									267	A New Mexico	61 54	
									273	A San Francisco	85 81	
									285	H Sacramento St.	68 58	
									287	A Air Force	71 51	
									292	H Northern Ariz.	77 71	
LAST 12 Division I GAMES:												
264	H UC Irvine	71 56	285	H Sacramento St.	68 58							
267	A New Mexico	61 54	75	A Idaho St.	52 57							
81	A UTEP	51 74	292	H Northern Ariz.	77 71							
111	A South Dakota	48 73	165	H UC Santa Barbara	44 39							
248	H Colorado St.	66 60	287	A Air Force	71 51							
153	H Denver	57 66	273	A San Francisco	85 81							

Non-Div I Games: Black Hills St. 72 35 Neb.-Kearney 69 52

Northern Colo.

Loss, Non-Conf, S Site, H Home A Away N Neutral

Average RPI Win:	215	WON-LOST	WINNING	LAST 12	STRENGTH OF	OPP. STRENGTH	TEAM	ADJ.	CONF.	ADJ CONF.
Average RPI Loss:	128	RECORD	PCT. RANK	GAMES	SCHEDULE	OF SCHEDULE	RPI	RPI	RPI	RPI
DIV. I ONLY	6- 8	204	5- 7	228	140	218	218	14	14	
DIV. I NON-CONF.	6- 6	162	5- 5	244	146	226	226	16	16	
TOTALS	RPI 1-25	RPI 26-50	W-L RECORDS	RPI 51-100	RPI 101-150	RPI 150+				
6- 8	0- 1	0- 0	OVERALL	1- 1	1- 4	4- 2				
4- 3	0- 0	0- 0	HOME	1- 1	1- 1	2- 1				
2- 5	0- 1	0- 0	AWAY	0- 0	0- 3	2- 1				
0- 0	0- 0	0- 0	NEUTRAL	0- 0	0- 0	0- 0				
6- 6	0- 1	0- 0	NON-CONFERENCE	1- 0	1- 3	4- 2				
4- 2	0- 0	0- 0	HOME	1- 0	1- 1	2- 1				
2- 4	0- 1	0- 0	AWAY	0- 0	0- 2	2- 1				
0- 0	0- 0	0- 0	NEUTRAL	0- 0	0- 0	0- 0				
0- 2	0- 0	0- 0	CONFERENCE	0- 1	0- 1	0- 0				
0- 1	0- 0	0- 0	HOME	0- 1	0- 0	0- 0				
0- 1	0- 0	0- 0	AWAY	0- 0	0- 1	0- 0				
0- 0	0- 0	0- 0	NEUTRAL	0- 0	0- 0	0- 0				

RPI 1-25				RPI 26-50				RPI 51-100				RPI 101+ Team's RPI: 218			
RPI	S	Opponent	Score	RPI	S	Opponent	Score	RPI	S	Opponent	Score	RPI	S	Opponent	Score
19	A	DePaul	46 65					66	H	Temple	58 52	115	A	Eastern Mich.	52 64
								99	H	Central Mich.	67 86	121	A	Eastern Ill.	62 72
												134	H	Bradley	45 50
												138	H	Indiana St.	47 43
												147	A	Illinois St.	62 81
												155	H	Ill.-Chicago	47 49
												194	A	Indiana	60 59
												234	A	Loyola Chicago	42 73
												268	H	Western Ill.	91 84
												301	H	Southern Ill.	53 50
												323	A	Chicago St.	73 40
LAST 12 Division I GAMES:															
121	A	Eastern Ill.	62 72	115	A	Eastern Mich.	52 64								
138	H	Indiana St.	47 43	99	H	Central Mich.	67 86								
194	A	Indiana	60 59	19	A	DePaul	46 65								
155	H	Ill.-Chicago	47 49	147	A	Illinois St.	62 81								
323	A	Chicago St.	73 40	134	H	Bradley	45 50								
301	H	Southern Ill.	53 50	66	H	Temple	58 52								

Non-Div I Games:

Northern Ill.

■ Loss,
 ■ Non-Conf, S Site,
 ■ Home
 ■ Away
 N Neutral

Northwestern

Through Games Of Sunday, January 8, 2012

Non-Conference				Through Games of Sunday, January 6, 2013						
Average RPI Win:	141	WON-LOST	WINNING	LAST 12	STRENGTH OF	OPP. STRENGTH	TEAM	ADJ.	CONF.	ADJ CONF.
Average RPI Loss:	59	RECORD	PCT. RANK	GAMES	SCHEDULE	OF SCHEDULE	RPI	RPI	RPI	RPI
DIV. I ONLY	11- 5	81	7- 5	57	16	51	51	4	4	
DIV. I NON-CONF.	10- 3	50	6- 3	44	18	40	40	3	3	
TOTALS	RPI 1-25	RPI 26-50	W-L RECORDS	RPI 51-100	RPI 101-150	RPI 150+				
11- 5	1- 2	1- 0	OVERALL	3- 2	1- 1	5- 0				
4- 3	0- 1	1- 0	HOME	0- 1	1- 1	2- 0				
6- 1	1- 0	0- 0	AWAY	3- 1	0- 0	2- 0				
1- 1	0- 1	0- 0	NEUTRAL	0- 0	0- 0	1- 0				
10- 3	1- 2	1- 0	NON-CONFERENCE	3- 0	1- 1	4- 0				
4- 2	0- 1	1- 0	HOME	0- 0	1- 1	2- 0				
5- 0	1- 0	0- 0	AWAY	3- 0	0- 0	1- 0				
1- 1	0- 1	0- 0	NEUTRAL	0- 0	0- 0	1- 0				
1- 2	0- 0	0- 0	CONFERENCE	0- 2	0- 0	1- 0				
0- 1	0- 0	0- 0	HOME	0- 1	0- 0	0- 0				
1- 1	0- 0	0- 0	AWAY	0- 1	0- 0	1- 0				
0- 0	0- 0	0- 0	NEUTRAL	0- 0	0- 0	0- 0				

RPI 1-25				RPI 26-50				RPI 51-100 Team's RPI: 51				RPI 101+			
RPI	S	Opponent	Score	RPI	S	Opponent	Score	RPI	S	Opponent	Score	RPI	S	Opponent	Score
9	N	Kansas St.	45 64	47	H	North Carolina St.	76 59	61	A	Missouri	74 70	112	H	Toledo	56 75
19	H	DePaul	72 88					62	A	Iowa	55 86	147	H	Illinois St.	69 62
21	A	LSU	44 43					85	A	UNLV	79 49	194	A	Indiana	69 61
								95	H	Minnesota	60 68	198	H	Western Ky.	71 57
								99	A	Central Mich.	69 60	220	H	Morgan St.	87 74
												234	A	Loyola Chicago	72 67
												245	N	North Dakota St.	68 55
LAST 12 Division I GAMES:															
112	H	Toledo	56 75	194	A	Indiana	69 61								
245	N	North Dakota St.	68 55	95	H	Minnesota	60 68								
9	N	Kansas St.	45 64	62	A	Iowa	55 86								
85	A	UNLV	79 49	61	A	Missouri	74 70								
220	H	Morgan St.	87 74	47	H	North Carolina St.	76 59								
234	A	Loyola Chicago	72 67	19	H	DePaul	72 88								

Non-Div I Games:

Northwestern

■ Loss,
 ■ Non-Conf, S Site,
 ■ Home
 ■ Away
 N Neutral

Average RPI Win:	303	WON-LOST	WINNING	LAST 12	STRENGTH OF	OPP. STRENGTH	TEAM	ADJ.	CONF.	ADJ CONF.
Average RPI Loss:	200	RECORD	PCT. RANK	GAMES	SCHEDULE	OF SCHEDULE	RPI	RPI	RPI	RPI
DIV. I ONLY	1- 9	327	1- 8	303	316	330	330	25	25	
DIV. I NON-CONF.	1- 8	318	1- 7	302	322	330	330	25	25	
TOTALS	RPI 1-25	RPI 26-50	W-L RECORDS	RPI 51-100	RPI 101-150	RPI 150+				
1- 9	0- 0	0- 0	OVERALL	0- 1	0- 1	1- 7				
0- 2	0- 0	0- 0	HOME	0- 0	0- 0	0- 2				
1- 5	0- 0	0- 0	AWAY	0- 1	0- 1	1- 3				
0- 2	0- 0	0- 0	NEUTRAL	0- 0	0- 0	0- 2				
1- 8	0- 0	0- 0	NON-CONFERENCE	0- 1	0- 1	1- 6				
0- 2	0- 0	0- 0	HOME	0- 0	0- 0	0- 2				
1- 4	0- 0	0- 0	AWAY	0- 1	0- 1	1- 2				
0- 2	0- 0	0- 0	NEUTRAL	0- 0	0- 0	0- 2				
0- 1	0- 0	0- 0	CONFERENCE	0- 0	0- 0	0- 1				
0- 0	0- 0	0- 0	HOME	0- 0	0- 0	0- 0				
0- 1	0- 0	0- 0	AWAY	0- 0	0- 0	0- 1				
0- 0	0- 0	0- 0	NEUTRAL	0- 0	0- 0	0- 0				

RPI 1-25				RPI 26-50				RPI 51-100				RPI 101+				Team's RPI: 330	
RPI	S	Opponent	Score	RPI	S	Opponent	Score	RPI	S	Opponent	Score	RPI	S	Opponent	Score		
								83	A	Wichita St.	49	77	139	A	Alabama	52	78
													161	N	Florida A&M	53	77
													164	A	South Ala.	51	64
													196	A	SMU	41	67
													224	A	Texas St.	68	70
													236	N	Alcorn St.	60	70
													259	H	La.-Monroe	68	84
													303	A	Prairie View	79	69
													335	H	Jackson St.	73	79
LAST 12 Division I GAMES:																	
				236	N	Alcorn St.	60	70		224	A	Texas St.	68	70			
				161	N	Florida A&M	53	77		335	H	Jackson St.	73	79			
				196	A	SMU	41	67		259	H	La.-Monroe	68	84			
				303	A	Prairie View	79	69		83	A	Wichita St.	49	77			
				164	A	South Ala.	51	64									
				139	A	Alabama	52	78									

Non-Div I Games: Centenary (LA) 109 72 Loyola (LA) 80 84 LSU-Shreveport 63 40 Wiley 95 69 Northwestern St.

Loss, Non-Conf, S Site, H Home A Away N Neutral

Notre Dame

Through Games Of Sunday, January 8, 2012

Average RPI Win:	113	WON-LOST	WINNING	LAST 12	STRENGTH OF	OPP. STRENGTH	TEAM	ADJ.	CONF.	ADJ CONF.
Average RPI Loss:	2	RECORD	PCT. RANK	GAMES	SCHEDULE	OF SCHEDULE	RPI	RPI	RPI	RPI
DIV. I ONLY	15- 1	5	12- 0	27	7	7	7	2	2	
DIV. I NON-CONF.	12- 1	7	9- 0	27	13	6	6	2	2	
TOTALS	RPI 1-25	RPI 26-50	W-L RECORDS	RPI 51-100	RPI 101-150	RPI 150+				
15- 1	4- 1	1- 0	OVERALL	3- 0	3- 0	4- 0				
9- 0	1- 0	1- 0	HOME	2- 0	2- 0	3- 0				
4- 1	1- 1	0- 0	AWAY	1- 0	1- 0	1- 0				
2- 0	2- 0	0- 0	NEUTRAL	0- 0	0- 0	0- 0				
12- 1	3- 1	1- 0	NON-CONFERENCE	2- 0	2- 0	4- 0				
7- 0	0- 0	1- 0	HOME	1- 0	2- 0	3- 0				
3- 1	1- 1	0- 0	AWAY	1- 0	0- 0	1- 0				
2- 0	2- 0	0- 0	NEUTRAL	0- 0	0- 0	0- 0				
3- 0	1- 0	0- 0	CONFERENCE	1- 0	1- 0	0- 0				
2- 0	1- 0	0- 0	HOME	1- 0	0- 0	0- 0				
1- 0	0- 0	0- 0	AWAY	0- 0	1- 0	0- 0				
0- 0	0- 0	0- 0	NEUTRAL	0- 0	0- 0	0- 0				

RPI	S	Opponent	Score	RPI	S	Opponent	Score	RPI	S	Opponent	Score	RPI	S	Opponent	Score
2	A	Baylor	81 94	29	H	Kentucky	92 83	86	A	Creighton	76 48	109	A	Seton Hall	74 36
5	H	Connecticut	74 67					92	H	Marquette	95 42	130	H	Penn	69 38
12	N	Duke	56 54					94	H	Hartford	98 43	138	H	Indiana St.	99 34
18	N	Southern California	80 58									201	H	Akron	81 61
22	A	Purdue	66 38									223	H	UCF	90 38
												242	H	Longwood	92 26
												294	A	Mercer	128 42
LAST 12 Division I GAMES:															
29	H	Kentucky	92 83	5	H	Connecticut	74 67								
22	A	Purdue	66 38	109	A	Seton Hall	74 36								
92	H	Marquette	95 42	294	A	Mercer	128 42								
86	A	Creighton	76 48	242	H	Longwood	92 26								
130	H	Penn	69 38	223	H	UCF	90 38								
12	N	Duke	56 54	18	N	Southern California	80 58								

Non-Div I Games:

Notre Dame

Loss, Non-Conf, S Site, H Home A Away N Neutral

Average RPI Win: 204	WON-LOST	WINNING	LAST 12	STRENGTH OF	OPP. STRENGTH	TEAM	ADJ.	CONF.	ADJ CONF.
Average RPI Loss: 127	RECORD	PCT. RANK	GAMES	SCHEDULE	OF SCHEDULE	RPI	RPI	RPI	RPI
DIV. I ONLY	5- 8	224	4- 7	155	141	200	200	17	17
DIV. I NON-CONF.	3- 5	225	2- 4	109	87	185	185	11	11
TOTALS	RPI 1-25	RPI 26-50	W-L RECORDS	RPI 51-100	RPI 101-150	RPI 150+			
5- 8	0- 1	0- 0	OVERALL	0- 1	1- 3	4- 3			
4- 2	0- 0	0- 0	HOME	0- 0	1- 2	3- 0			
1- 6	0- 1	0- 0	AWAY	0- 1	0- 1	1- 3			
0- 0	0- 0	0- 0	NEUTRAL	0- 0	0- 0	0- 0			
3- 5	0- 1	0- 0	NON-CONFERENCE	0- 1	0- 1	3- 2			
2- 1	0- 0	0- 0	HOME	0- 0	0- 1	2- 0			
1- 4	0- 1	0- 0	AWAY	0- 1	0- 0	1- 2			
0- 0	0- 0	0- 0	NEUTRAL	0- 0	0- 0	0- 0			
2- 3	0- 0	0- 0	CONFERENCE	0- 0	1- 2	1- 1			
2- 1	0- 0	0- 0	HOME	0- 0	1- 1	1- 0			
0- 2	0- 0	0- 0	AWAY	0- 0	0- 1	0- 1			
0- 0	0- 0	0- 0	NEUTRAL	0- 0	0- 0	0- 0			

RPI 1-25				RPI 26-50				RPI 51-100				RPI 101+ Team's RPI: 200			
RPI	S	Opponent	Score	RPI	S	Opponent	Score	RPI	S	Opponent	Score	RPI	S	Opponent	Score
22	A	Purdue	47 66					70	A	Michigan St.	42 67	102	A	South Dakota St.	52 62
												104	H	Providence	50 51
												111	H	South Dakota	51 58
												118	H	UMKC	71 65
												155	H	Ill.-Chicago	48 45
												173	A	Buffalo	65 69
												180	A	American	68 62
												190	A	George Mason	48 59
												245	A	North Dakota St.	65 78
												261	H	Clemson	63 51
												304	H	IUPUI	54 50
LAST 12 Division I GAMES:															
155	H	Ill.-Chicago	48 45	304	H	IUPUI	54 50								
261	H	Clemson	63 51	245	A	North Dakota St.	65 78								
111	H	South Dakota	51 58	102	A	South Dakota St.	52 62								
118	H	UMKC	71 65	173	A	Buffalo	65 69								
70	A	Michigan St.	42 67	22	A	Purdue	47 66								
104	H	Providence	50 51	180	A	American	68 62								

Non-Div I Games: Rochester College 74 30

Oakland

 Loss,
 Non-Conf,
 S Site,
 H Home
 A Away
N Neutral

Average RPI Win:	233	WON-LOST	WINNING	LAST 12	STRENGTH OF	OPP. STRENGTH	TEAM	ADJ.	CONF.	ADJ CONF.
Average RPI Loss:	169	RECORD	PCT. RANK	GAMES	SCHEDULE	OF SCHEDULE	RPI	RPI	RPI	RPI
DIV. I ONLY	8- 8	171	5- 7	304	186	266	266	14	14	
DIV. I NON-CONF.	7- 7	162	4- 6	264	203	246	246	16	16	
TOTALS	RPI 1-25	RPI 26-50	W-L RECORDS	RPI 51-100	RPI 101-150	RPI 150+				
8- 8	0- 0	0- 2	OVERALL	0- 2	0- 0	8- 4				
7- 2	0- 0	0- 0	HOME	0- 1	0- 0	7- 1				
0- 4	0- 0	0- 1	AWAY	0- 0	0- 0	0- 3				
1- 2	0- 0	0- 1	NEUTRAL	0- 1	0- 0	1- 0				
7- 7	0- 0	0- 2	NON-CONFERENCE	0- 2	0- 0	7- 3				
6- 2	0- 0	0- 0	HOME	0- 1	0- 0	6- 1				
0- 3	0- 0	0- 1	AWAY	0- 0	0- 0	0- 2				
1- 2	0- 0	0- 1	NEUTRAL	0- 1	0- 0	1- 0				
1- 1	0- 0	0- 0	CONFERENCE	0- 0	0- 0	1- 1				
1- 0	0- 0	0- 0	HOME	0- 0	0- 0	1- 0				
0- 1	0- 0	0- 0	AWAY	0- 0	0- 0	0- 1				
0- 0	0- 0	0- 0	NEUTRAL	0- 0	0- 0	0- 0				

RPI 1-25				RPI 26-50				RPI 51-100				RPI 101+				Team's RPI: 266	
RPI	S	Opponent	Score	RPI	S	Opponent	Score	RPI	S	Opponent	Score	RPI	S	Opponent	Score		
				44	A	Duquesne	60 83	87	N	Syracuse	70 81	156	H	Marshall	68 56		
				45	N	Oklahoma	57 89	100	H	UNC Wilmington	51 56	173	H	Buffalo	73 64		
												182	H	Youngstown St.	47 55		
												189	N	Xavier	80 75		
												190	H	George Mason	75 59		
												253	H	Niagara	50 40		
												273	H	San Francisco	63 53		
												286	A	Cleveland St.	56 66		
												290	A	Morehead St.	57 62		
												310	H	Belmont	65 51		
												320	A	Kent St.	65 68		
												323	H	Chicago St.	65 37		
LAST 12 Division I GAMES:																	
				45	N	Oklahoma	57 89	320	A	Kent St.	65 68						
				253	H	Niagara	50 40	173	H	Buffalo	73 64						
				273	H	San Francisco	63 53	190	H	George Mason	75 59						
				182	H	Youngstown St.	47 55	87	N	Syracuse	70 81						
				286	A	Cleveland St.	56 66	189	N	Xavier	80 75						
				44	A	Duquesne	60 83	100	H	UNC Wilmington	51 56						

Non-Div I Games:

Ohio

Through Games of Sunday, January 6, 1912									
Average RPI Win: 122	WON-LOST	WINNING	LAST 12	STRENGTH OF	OPP. STRENGTH	TEAM	ADJ.	CONF.	ADJ CONF.
Average RPI Loss: 14	RECORD	PCT. RANK	GAMES	SCHEDULE	OF SCHEDULE	RPI	RPI	RPI	RPI
DIV. I ONLY	15- 1	5	11- 1	63	14	15	15	4	4
DIV. I NON-CONF.	13- 0	1	9- 0	83	27	14	14	3	3
TOTALS	RPI 1-25	RPI 26-50	W-L RECORDS	RPI 51-100	RPI 101-150	RPI 150+			
15- 1	1- 1	4- 0	OVERALL	4- 0	1- 0	5- 0			
12- 0	1- 0	2- 0	HOME	4- 0	0- 0	5- 0			
3- 1	0- 1	2- 0	AWAY	0- 0	1- 0	0- 0			
0- 0	0- 0	0- 0	NEUTRAL	0- 0	0- 0	0- 0			
13- 0	1- 0	4- 0	NON-CONFERENCE	3- 0	0- 0	5- 0			
11- 0	1- 0	2- 0	HOME	3- 0	0- 0	5- 0			
2- 0	0- 0	2- 0	AWAY	0- 0	0- 0	0- 0			
0- 0	0- 0	0- 0	NEUTRAL	0- 0	0- 0	0- 0			
2- 1	0- 1	0- 0	CONFERENCE	1- 0	1- 0	0- 0			
1- 0	0- 0	0- 0	HOME	1- 0	0- 0	0- 0			
1- 1	0- 1	0- 0	AWAY	0- 0	1- 0	0- 0			
0- 0	0- 0	0- 0	NEUTRAL	0- 0	0- 0	0- 0			

RPI	S	Opponent	Score	RPI	S	Opponent	Score	RPI	S	Opponent	Score	RPI	S	Opponent	Score
14	A	Michigan	62 73	45	A	Oklahoma	69 63	62	H	Iowa	84 71	132	A	Wisconsin	77 61
21	H	LSU	77 68	46	H	Florida St.	78 75	66	H	Temple	70 66	210	H	Southern U.	83 49
				48	A	California	77 75	69	H	Howard	73 50	217	H	Canisius	84 41
				50	H	Washington St.	79 57	90	H	Charlotte	88 58	246	H	Stony Brook	84 37
												254	H	Southern Utah	88 50
												271	H	Tennessee St.	78 51
LAST 12 Division I GAMES:															
90	H	Charlotte	88 58	14	A	Michigan	62 73								
48	A	California	77 75	62	H	Iowa	84 71								
210	H	Southern U.	83 49	132	A	Wisconsin	77 61								
217	H	Canisius	84 41	50	H	Washington St.	79 57								
45	A	Oklahoma	69 63	254	H	Southern Utah	88 50								
46	H	Florida St.	78 75	21	H	LSU	77 68								

Non-Div I Games:

Ohio St.

Average RPI Win:	199	WON-LOST	WINNING	LAST 12	STRENGTH OF	OPP. STRENGTH	TEAM	ADJ.	CONF.	ADJ CONF.
Average RPI Loss:	32	RECORD	PCT. RANK	GAMES	SCHEDULE	OF SCHEDULE	RPI	RPI	RPI	RPI
DIV. I ONLY	9- 4	76	8- 4	45	103	45	45	1	1	
DIV. I NON-CONF.	8- 3	73	7- 3	89	151	60	60	1	1	
TOTALS	RPI 1-25	RPI 26-50	W-L RECORDS	RPI 51-100	RPI 101-150	RPI 150+				
9- 4	0- 2	0- 1	OVERALL	2- 1	0- 0	7- 0				
4- 1	0- 1	0- 0	HOME	1- 0	0- 0	3- 0				
1- 3	0- 1	0- 1	AWAY	0- 1	0- 0	1- 0				
4- 0	0- 0	0- 0	NEUTRAL	1- 0	0- 0	3- 0				
8- 3	0- 1	0- 1	NON-CONFERENCE	1- 1	0- 0	7- 0				
3- 1	0- 1	0- 0	HOME	0- 0	0- 0	3- 0				
1- 2	0- 0	0- 1	AWAY	0- 1	0- 0	1- 0				
4- 0	0- 0	0- 0	NEUTRAL	1- 0	0- 0	3- 0				
1- 1	0- 1	0- 0	CONFERENCE	1- 0	0- 0	0- 0				
1- 0	0- 0	0- 0	HOME	1- 0	0- 0	0- 0				
0- 1	0- 1	0- 0	AWAY	0- 0	0- 0	0- 0				
0- 0	0- 0	0- 0	NEUTRAL	0- 0	0- 0	0- 0				

RPI 1-25				RPI 26-50				Team's RPI: 45	RPI 51-100				RPI 101+			
RPI	S	Opponent	Score	RPI	S	Opponent	Score		RPI	S	Opponent	Score	RPI	S	Opponent	Score
8	A	Texas A&M	58 75	40	A	Vanderbilt	66 78		64	A	Fresno St.	66 69	189	N	Xavier	73 51
15	H	Ohio St.	63 69						80	H	Iowa St.	80 51	195	N	Liberty	76 45
									87	N	Syracuse	82 63	211	H	Milwaukee	72 50
													214	H	TCU	82 54
													266	N	Ohio	89 57
													267	A	New Mexico	58 56
													285	H	Sacramento St.	117 55
LAST 12 Division I GAMES:																
266	N	Ohio	89 57	8	A	Texas A&M	58 75									
211	H	Milwaukee	72 50	80	H	Iowa St.	80 51									
64	A	Fresno St.	66 69	214	H	TCU	82 54									
15	H	Ohio St.	63 69	189	N	Xavier	73 51									
40	A	Vanderbilt	66 78	87	N	Syracuse	82 63									
195	N	Liberty	76 45	267	A	New Mexico	58 56									

Non-Div I Games:

Oklahoma

■ Loss,
■ Non-Conf, S Site,
■ Home
■ Away
N Neutral

Average RPI Win:	166	WON-LOST	WINNING	LAST 12	STRENGTH OF	OPP. STRENGTH	TEAM	ADJ.	CONF.	ADJ CONF.
Average RPI Loss:	48	RECORD	PCT. RANK	GAMES	SCHEDULE	OF SCHEDULE	RPI	RPI	RPI	RPI
DIV. I ONLY	9- 2	24	9- 2	99	102	43	43	1	1	
DIV. I NON-CONF.	8- 1	18	8- 1	238	98	77	77	1	1	
TOTALS	RPI 1-25	RPI 26-50	W-L RECORDS	RPI 51-100	RPI 101-150	RPI 150+				
9- 2	0- 1	1- 0	OVERALL	1- 1	2- 0	5- 0				
7- 0	0- 0	1- 0	HOME	1- 0	1- 0	4- 0				
1- 1	0- 1	0- 0	AWAY	0- 0	0- 0	1- 0				
1- 1	0- 0	0- 0	NEUTRAL	0- 1	1- 0	0- 0				
8- 1	0- 0	1- 0	NON-CONFERENCE	0- 1	2- 0	5- 0				
6- 0	0- 0	1- 0	HOME	0- 0	1- 0	4- 0				
1- 0	0- 0	0- 0	AWAY	0- 0	0- 0	1- 0				
1- 1	0- 0	0- 0	NEUTRAL	0- 1	1- 0	0- 0				
1- 1	0- 1	0- 0	CONFERENCE	1- 0	0- 0	0- 0				
1- 0	0- 0	0- 0	HOME	1- 0	0- 0	0- 0				
0- 1	0- 1	0- 0	AWAY	0- 0	0- 0	0- 0				
0- 0	0- 0	0- 0	NEUTRAL	0- 0	0- 0	0- 0				

RPI 1-25				RPI 26-50				Team's RPI: 43				RPI 51-100				RPI 101+			
RPI	S	Opponent	Score	RPI	S	Opponent	Score	RPI	S	Opponent	Score	RPI	S	Opponent	Score	RPI	S	Opponent	Score
20	A	Texas Tech	53 58	49	H	Missouri St.	80 57	71	H	Texas	70 51	122	N	Mississippi St.	78 71				
								76	N	LIU Brooklyn	63 64	133	H	Coppin St.	59 35				
												194	A	Indiana	83 72				
												205	H	Tex.-Pan American	74 35				
												233	H	Ark.-Pine Bluff	98 35				
												236	H	Alcorn St.	69 36				
												252	H	Rice	96 60				
LAST 12 Division I GAMES:																			
205	H	Tex.-Pan American	74 35	71	H	Texas	70 51												
49	H	Missouri St.	80 57	20	A	Texas Tech	53 58												
194	A	Indiana	83 72	76	N	LIU Brooklyn	63 64												
236	H	Alcorn St.	69 36	122	N	Mississippi St.	78 71												
133	H	Coppin St.	59 35	233	H	Ark.-Pine Bluff	98 35												
252	H	Rice	96 60																

Non-Div I Games:

Oklahoma St.

Average RPI Win:	231	WON-LOST	WINNING	LAST 12	STRENGTH OF	OPP. STRENGTH	TEAM	ADJ.	CONF.	ADJ CONF.
Average RPI Loss:	115	RECORD	PCT. RANK	GAMES	SCHEDULE	OF SCHEDULE	RPI	RPI	RPI	RPI
DIV. I ONLY	5- 10	245	5- 7	135	70	208	208	7	7	
DIV. I NON-CONF.	3- 9	274	3- 6	77	70	187	187	7	7	
TOTALS	RPI 1-25	RPI 26-50	W-L RECORDS	RPI 51-100	RPI 101-150	RPI 150+				
5- 10	0- 3	0- 1	OVERALL	0- 0	1- 1	4- 5				
3- 3	0- 0	0- 1	HOME	0- 0	0- 0	3- 2				
1- 5	0- 3	0- 0	AWAY	0- 0	0- 0	1- 2				
1- 2	0- 0	0- 0	NEUTRAL	0- 0	1- 1	0- 1				
3- 9	0- 3	0- 1	NON-CONFERENCE	0- 0	1- 1	2- 4				
2- 3	0- 0	0- 1	HOME	0- 0	0- 0	2- 2				
0- 4	0- 3	0- 0	AWAY	0- 0	0- 0	0- 1				
1- 2	0- 0	0- 0	NEUTRAL	0- 0	1- 1	0- 1				
2- 1	0- 0	0- 0	CONFERENCE	0- 0	0- 0	2- 1				
1- 0	0- 0	0- 0	HOME	0- 0	0- 0	1- 0				
1- 1	0- 0	0- 0	AWAY	0- 0	0- 0	1- 1				
0- 0	0- 0	0- 0	NEUTRAL	0- 0	0- 0	0- 0				

RPI 1-25				RPI 26-50				RPI 51-100				RPI 101+ Team's RPI: 208			
RPI	S	Opponent	Score	RPI	S	Opponent	Score	RPI	S	Opponent	Score	RPI	S	Opponent	Score
1	A	Tennessee	37 90	39	H	Richmond	63 78					109	N	Seton Hall	49 60
4	A	Stanford	48 97									139	N	Alabama	77 76
13	A	Georgia Tech	56 87									171	H	Georgia St.	68 59
												174	H	Virginia Tech	65 77
												187	N	Louisiana Tech	71 84
												190	A	George Mason	69 85
												213	H	Md.-East. Shore	59 63
												222	A	George Washington	52 58
												251	A	Northeastern	73 70
												279	H	N.C. A&T	71 58
												313	H	Wofford	70 58
LAST 12 Division I GAMES:															
190	A	George Mason	69 85	251	A	Northeastern	73 70								
222	A	George Washington	52 58	171	H	Georgia St.	68 59								
109	N	Seton Hall	49 60	1	A	Tennessee	37 90								
187	N	Louisiana Tech	71 84	213	H	Md.-East. Shore	59 63								
139	N	Alabama	77 76	279	H	N.C. A&T	71 58								
39	H	Richmond	63 78	313	H	Wofford	70 58								

Non-Div I Games:

Old Dominion

Average RPI Win:	273	WON-LOST	WINNING	LAST 12	STRENGTH OF	OPP. STRENGTH	TEAM	ADJ.	CONF.	ADJ CONF.
Average RPI Loss:	60	RECORD	PCT. RANK	GAMES	SCHEDULE	OF SCHEDULE	RPI	RPI	RPI	RPI
DIV. I ONLY	10- 6	105	7- 5	281	153	181	181	3	3	
DIV. I NON-CONF.	10- 3	50	7- 2	334	231	263	263	5	5	
TOTALS	RPI 1-25	RPI 26-50	W-L RECORDS	RPI 51-100	RPI 101-150	RPI 150+				
10- 6	0- 2	0- 2	OVERALL	0- 1	0- 1	10- 0				
7- 3	0- 1	0- 1	HOME	0- 1	0- 0	7- 0				
3- 3	0- 1	0- 1	AWAY	0- 0	0- 1	3- 0				
0- 0	0- 0	0- 0	NEUTRAL	0- 0	0- 0	0- 0				
10- 3	0- 1	0- 0	NON-CONFERENCE	0- 1	0- 1	10- 0				
7- 1	0- 0	0- 0	HOME	0- 1	0- 0	7- 0				
3- 2	0- 1	0- 0	AWAY	0- 0	0- 1	3- 0				
0- 0	0- 0	0- 0	NEUTRAL	0- 0	0- 0	0- 0				
0- 3	0- 1	0- 2	CONFERENCE	0- 0	0- 0	0- 0				
0- 2	0- 1	0- 1	HOME	0- 0	0- 0	0- 0				
0- 1	0- 0	0- 1	AWAY	0- 0	0- 0	0- 0				
0- 0	0- 0	0- 0	NEUTRAL	0- 0	0- 0	0- 0				

RPI S	Opponent	Score	RPI S	Opponent	Score	RPI S	Opponent	Score	RPI S	Opponent	Score	Team's RPI: 181
21	H LSU	44 83	33	H Florida	55 59	99	H Central Mich.	75 78	143	A Lamar	58 67	
23	A Miami (FL)	48 76	40	A Vanderbilt	52 68				164	H South Ala.	54 45	
									202	H Grambling	78 53	
									228	A Massachusetts	72 67	
									233	H Ark.-Pine Bluff	83 52	
									286	H Cleveland St.	74 63	
									308	H North Florida	68 59	
									319	H Murray St.	64 59	
									322	H Southeastern La.	72 52	
									325	A Southeast Mo. St.	51 43	
									339	A Lipscomb	72 57	
LAST 12 Division I GAMES:												
339	A Lipscomb	72 57	40	A Vanderbilt	52 68							
99	H Central Mich.	75 78	33	H Florida	55 59							
23	A Miami (FL)	48 76	21	H LSU	44 83							
202	H Grambling	78 53	322	H Southeastern La.	72 52							
233	H Ark.-Pine Bluff	83 52	286	H Cleveland St.	74 63							
228	A Massachusetts	72 67	319	H Murray St.	64 59							

Non-Div I Games:

Ole Miss

■ Loss,
■ Non-Conf, S Site,
■ Home
■ Away
N Neutral

Oral Roberts

Through Games Of Sunday, January 8, 2012

Average RPI Win:	177	WON-LOST	WINNING	LAST 12	STRENGTH OF	OPP. STRENGTH	TEAM	ADJ.	CONF.	ADJ CONF.
Average RPI Loss:	118	RECORD	PCT. RANK	GAMES	SCHEDULE	OF SCHEDULE	RPI	RPI	RPI	RPI
DIV. I ONLY	8- 6	128	6- 6	160	104	114	114	17	17	
DIV. I NON-CONF.	5- 5	162	3- 5	179	71	122	122	11	11	
TOTALS	RPI 1-25	RPI 26-50	W-L RECORDS	RPI 51-100	RPI 101-150	RPI 150+				
8- 6	0- 0	0- 2	OVERALL	0- 1	3- 1	5- 2				
4- 2	0- 0	0- 1	HOME	0- 0	1- 0	3- 1				
4- 4	0- 0	0- 1	AWAY	0- 1	2- 1	2- 1				
0- 0	0- 0	0- 0	NEUTRAL	0- 0	0- 0	0- 0				
5- 5	0- 0	0- 2	NON-CONFERENCE	0- 1	1- 0	4- 2				
2- 2	0- 0	0- 1	HOME	0- 0	0- 0	2- 1				
3- 3	0- 0	0- 1	AWAY	0- 1	1- 0	2- 1				
0- 0	0- 0	0- 0	NEUTRAL	0- 0	0- 0	0- 0				
3- 1	0- 0	0- 0	CONFERENCE	0- 0	2- 1	1- 0				
2- 0	0- 0	0- 0	HOME	0- 0	1- 0	1- 0				
1- 1	0- 0	0- 0	AWAY	0- 0	1- 1	0- 0				
0- 0	0- 0	0- 0	NEUTRAL	0- 0	0- 0	0- 0				

RPI S	Opponent	Score	RPI S	Opponent	Score	RPI S	Opponent	Score	RPI S	Opponent	Score	Team's RPI: 114
36	A Kansas	68 85	67	A Arkansas	37 65	102	H South Dakota St.	71 65				
49	H Missouri St.	79 85				111	A South Dakota	66 53				
						118	A UMKC	79 92				
						132	A Wisconsin	80 63				
						151	A North Texas	70 60				
						169	H UALR	78 63				
						187	H Louisiana Tech	92 71				
						202	H Grambling	80 89				
						237	A Tulsa	57 65				
						254	H Southern Utah	109 59				
						312	A Houston	76 60				
LAST 12 Division I GAMES:												
67	A Arkansas	37 65	102	H South Dakota St.	71 65							
254	H Southern Utah	109 59	118	A UMKC	79 92							
237	A Tulsa	57 65	111	A South Dakota	66 53							
49	H Missouri St.	79 85	36	A Kansas	68 85							
312	A Houston	76 60	202	H Grambling	80 89							
187	H Louisiana Tech	92 71	169	H UALR	78 63							

Non-Div I Games: Drury 80 53

Oral Roberts

Loss, Non-Conf, S Site, H Home A Away N Neutral

Oregon

Average RPI Win: 195

Average RPI Loss: 94

WON-LOST

RECORD

WINNING

PCT. RANK

LAST 12

GAMES

Through Games Of Sunday, January 8, 2012

STRENGTH OF

SCHEDULE

OPP. STRENGTH

OF SCHEDULE

TEAM

RPI

ADJ.

RPI

CONF.

RPI

ADJ CONF.

RPI

DIV. I ONLY	9- 7	142	5- 7	132	90	146	146	6	6
DIV. I NON-CONF.	8- 4	91	4- 4	237	160	203	203	6	6
TOTALS	RPI 1-25	RPI 26-50	W-L RECORDS	RPI 51-100	RPI 101-150	RPI 150+			
9- 7	0- 1	0- 2	OVERALL	1- 2	2- 0	6- 2			
9- 2	0- 0	0- 1	HOME	1- 1	2- 0	6- 0			
0- 5	0- 1	0- 1	AWAY	0- 1	0- 0	0- 2			
0- 0	0- 0	0- 0	NEUTRAL	0- 0	0- 0	0- 0			
8- 4	0- 0	0- 0	NON-CONFERENCE	1- 2	1- 0	6- 2			
8- 1	0- 0	0- 0	HOME	1- 1	1- 0	6- 0			
0- 3	0- 0	0- 0	AWAY	0- 1	0- 0	0- 2			
0- 0	0- 0	0- 0	NEUTRAL	0- 0	0- 0	0- 0			
1- 3	0- 1	0- 2	CONFERENCE	0- 0	1- 0	0- 0			
1- 1	0- 0	0- 1	HOME	0- 0	1- 0	0- 0			
0- 2	0- 1	0- 1	AWAY	0- 0	0- 0	0- 0			
0- 0	0- 0	0- 0	NEUTRAL	0- 0	0- 0	0- 0			

RPI	S	Opponent	Score	RPI	S	Opponent	Score	RPI	S	Opponent	Score	RPI	S	Opponent	Score	Team's RPI: 146
4	A	Stanford	70 93	48	A	California	67 90	59	H	St. Mary's (CA)	62 72	117	H	Washington	88 86	
				50	H	Washington St.	47 75	64	A	Fresno St.	71 81	150	H	Portland St.	75 71	
								98	H	Illinois	77 74	153	A	Denver	65 89	
												157	H	Portland	88 78	
												183	H	Cal St. Northridge	79 75	
												185	H	Cal Poly	102 93	
												264	H	UC Irvine	89 77	
												269	H	Nicholls St.	95 76	
												277	A	Nevada	74 76	
												332	H	Weber St.	88 73	
LAST 12 Division I GAMES:																
277	A	Nevada	74 76	48	A	California	67 90	4	A	Stanford	70 93	117	H	Washington	88 86	
153	A	Denver	65 89	50	H	Washington St.	47 75	59	H	St. Mary's (CA)	62 72	150	H	Portland St.	75 71	
157	H	Portland	88 78	183	H	Cal St. Northridge	79 75	185	H	Cal Poly	102 93	264	H	UC Irvine	89 77	
64	A	Fresno St.	71 81	269	H	Nicholls St.	95 76	277	A	Nevada	74 76	332	H	Weber St.	88 73	
269	H	Nicholls St.	95 76	277	A	Nevada	74 76	332	H	Weber St.	88 73					
264	H	UC Irvine	89 77													

Non-Div I Games:

Oregon

Loss, Non-Conf, S Site, H Home A Away N Neutral

Average RPI Win:	188	WON-LOST	WINNING	LAST 12	STRENGTH OF	OPP. STRENGTH	TEAM	ADJ.	CONF.	ADJ CONF.
Average RPI Loss:	62	RECORD	PCT. RANK	GAMES	SCHEDULE	OF SCHEDULE	RPI	RPI	RPI	RPI
DIV. I ONLY	8- 5	112	6- 5	85	76	84	84	6	6	
DIV. I NON-CONF.	7- 2	48	5- 2	210	170	143	143	6	6	
TOTALS	RPI 1-25	RPI 26-50	W-L RECORDS	RPI 51-100	RPI 101-150	RPI 150+				
8- 5	0- 1	0- 2	OVERALL	0- 1	3- 0	5- 1				
4- 2	0- 0	0- 1	HOME	0- 1	1- 0	3- 0				
4- 2	0- 1	0- 1	AWAY	0- 0	2- 0	2- 0				
0- 1	0- 0	0- 0	NEUTRAL	0- 0	0- 0	0- 1				
7- 2	0- 0	0- 0	NON-CONFERENCE	0- 1	2- 0	5- 1				
3- 1	0- 0	0- 0	HOME	0- 1	0- 0	3- 0				
4- 0	0- 0	0- 0	AWAY	0- 0	2- 0	2- 0				
0- 1	0- 0	0- 0	NEUTRAL	0- 0	0- 0	0- 1				
1- 3	0- 1	0- 2	CONFERENCE	0- 0	1- 0	0- 0				
1- 1	0- 0	0- 1	HOME	0- 0	1- 0	0- 0				
0- 2	0- 1	0- 1	AWAY	0- 0	0- 0	0- 0				
0- 0	0- 0	0- 0	NEUTRAL	0- 0	0- 0	0- 0				

RPI	S	Opponent	Score	RPI	S	Opponent	Score	RPI	S	Opponent	Score	RPI	S	Opponent	Score
4	A	Stanford	60 67	48	A	California	56 73	59	H	St. Mary's (CA)	61 81	117	H	Washington	60 55
				50	H	Washington St.	54 61					126	A	Pepperdine	63 52
												148	A	Eastern Wash.	74 60
												151	N	North Texas	53 60
												154	H	Montana St.	83 53
												183	H	Cal St. Northridge	83 63
												252	A	Rice	63 57
												254	H	Southern Utah	90 40
												272	A	CSU Bakersfield	85 62
LAST 12 Division I GAMES:															
126	A	Pepperdine	63 52	4	A	Stanford	60 67								
252	A	Rice	63 57	48	A	California	56 73								
151	N	North Texas	53 60	50	H	Washington St.	54 61								
148	A	Eastern Wash.	74 60	117	H	Washington	60 55								
254	H	Southern Utah	90 40	59	H	St. Mary's (CA)	61 81								
183	H	Cal St. Northridge	83 63	272	A	CSU Bakersfield	85 62								

Non-Div I Games: Corban 79 47 Western Ore. 96 32

Oregon St.

Loss, Non-Conf, S Site, H Home A Away N Neutral

Average RPI Win:	212	WON-LOST	WINNING	LAST 12	STRENGTH OF	OPP. STRENGTH	TEAM	ADJ.	CONF.	ADJ CONF.
Average RPI Loss:	98	RECORD	PCT. RANK	GAMES	SCHEDULE	OF SCHEDULE	RPI	RPI	RPI	RPI
DIV. I ONLY	8- 6	128	8- 4	153	120	106	106	18	18	
DIV. I NON-CONF.	6- 5	140	6- 3	75	61	69	69	15	15	
TOTALS	RPI 1-25	RPI 26-50	W-L RECORDS	RPI 51-100	RPI 101-150	RPI 150+				
8- 6	0- 1	1- 0	OVERALL	0- 3	1- 1	6- 1				
5- 1	0- 0	1- 0	HOME	0- 1	1- 0	3- 0				
3- 5	0- 1	0- 0	AWAY	0- 2	0- 1	3- 1				
0- 0	0- 0	0- 0	NEUTRAL	0- 0	0- 0	0- 0				
6- 5	0- 1	1- 0	NON-CONFERENCE	0- 3	1- 1	4- 0				
4- 1	0- 0	1- 0	HOME	0- 1	1- 0	2- 0				
2- 4	0- 1	0- 0	AWAY	0- 2	0- 1	2- 0				
0- 0	0- 0	0- 0	NEUTRAL	0- 0	0- 0	0- 0				
2- 1	0- 0	0- 0	CONFERENCE	0- 0	0- 0	2- 1				
1- 0	0- 0	0- 0	HOME	0- 0	0- 0	1- 0				
1- 1	0- 0	0- 0	AWAY	0- 0	0- 0	1- 1				
0- 0	0- 0	0- 0	NEUTRAL	0- 0	0- 0	0- 0				

RPI	S	Opponent	Score	RPI	S	Opponent	Score	RPI	S	Opponent	Score	RPI	S	Opponent	Score	Team's RPI: 106
5	A	Connecticut	53 112	33	H	Florida	78 73	59	H	St. Mary's (CA)	67 68	116	A	Fairfield	47 56	
								64	A	Fresno St.	52 61	148	H	Eastern Wash.	69 60	
								77	A	San Diego	57 77	167	H	SIU Edwardsville	78 68	
												219	H	Cal St. Fullerton	72 67	
												264	A	UC Irvine	75 77	
												272	A	CSU Bakersfield	96 73	
												277	A	Nevada	75 70	
												287	H	Air Force	95 59	
												295	A	UC Riverside	80 59	
LAST 12 Division I GAMES:																
77	A	San Diego	57 77	295	A	UC Riverside	80 59									
33	H	Florida	78 73	264	A	UC Irvine	75 77									
277	A	Nevada	75 70	219	H	Cal St. Fullerton	72 67									
167	H	SIU Edwardsville	78 68	287	H	Air Force	95 59									
272	A	CSU Bakersfield	96 73	148	H	Eastern Wash.	69 60									
59	H	St. Mary's (CA)	67 68	64	A	Fresno St.	52 61									

Non-Div I Games:

Pacific

■ Loss,
■ Non-Conf,
■ S Site,
■ H Home
■ A Away
N Neutral

Average RPI Win:	232	WON-LOST	WINNING	LAST 12	STRENGTH OF	OPP. STRENGTH	TEAM	ADJ.	CONF.	ADJ CONF.
Average RPI Loss:	68	RECORD	PCT. RANK	GAMES	SCHEDULE	OF SCHEDULE	RPI	RPI	RPI	RPI
DIV. I ONLY	7- 4	102	7- 4	200	125	130	130	11	11	
DIV. I NON-CONF.	7- 3	87	7- 3	235	180	151	151	12	12	
TOTALS	RPI 1-25	RPI 26-50	W-L RECORDS	RPI 51-100	RPI 101-150	RPI 150+				
7- 4	0- 2	0- 0	OVERALL	1- 0	0- 2	6- 0				
5- 1	0- 1	0- 0	HOME	1- 0	0- 0	4- 0				
1- 3	0- 1	0- 0	AWAY	0- 0	0- 2	1- 0				
1- 0	0- 0	0- 0	NEUTRAL	0- 0	0- 0	1- 0				
7- 3	0- 1	0- 0	NON-CONFERENCE	1- 0	0- 2	6- 0				
5- 0	0- 0	0- 0	HOME	1- 0	0- 0	4- 0				
1- 3	0- 1	0- 0	AWAY	0- 0	0- 2	1- 0				
1- 0	0- 0	0- 0	NEUTRAL	0- 0	0- 0	1- 0				
0- 1	0- 1	0- 0	CONFERENCE	0- 0	0- 0	0- 0				
0- 1	0- 1	0- 0	HOME	0- 0	0- 0	0- 0				
0- 0	0- 0	0- 0	AWAY	0- 0	0- 0	0- 0				
0- 0	0- 0	0- 0	NEUTRAL	0- 0	0- 0	0- 0				

RPI 1-25				RPI 26-50				RPI 51-100				RPI 101+ Team's RPI: 130			
RPI	S	Opponent	Score	RPI	S	Opponent	Score	RPI	S	Opponent	Score	RPI	S	Opponent	Score
7	A	Notre Dame	38 69					74	H	Drexel	67 65	125	A	San Diego St.	37 51
11	H	Princeton	48 83									127	A	La Salle	47 58
												159	H	Rider	66 57
												230	H	Lafayette	49 39
												253	A	Niagara	55 41
												282	N	UNC Greensboro	47 36
												288	H	Army	70 60
												340	H	St. Francis (NY)	70 61
LAST 12 Division I GAMES:															
230	H	Lafayette	49 39	11	H	Princeton	48 83	125	A	San Diego St.	37 51				
253	A	Niagara	55 41					282	N	UNC Greensboro	47 36				
127	A	La Salle	47 58					74	H	Drexel	67 65				
159	H	Rider	66 57					288	H	Army	70 60				
340	H	St. Francis (NY)	70 61					7	A	Notre Dame	38 69				

Non-Div I Games:

Penn

Team RPI				Through Games of Sunday, January 6, 2013						
Average RPI Win:	166	WON-LOST	WINNING	LAST 12	STRENGTH OF	OPP. STRENGTH	TEAM	ADJ.	CONF.	ADJ CONF.
Average RPI Loss:	31	RECORD	PCT. RANK	GAMES	SCHEDULE	OF SCHEDULE	RPI	RPI	RPI	RPI
DIV. I ONLY	11- 4	55	9- 3	38	96	37	37	4	4	
DIV. I NON-CONF.	10- 2	31	8- 1	47	102	41	41	3	3	
TOTALS	RPI 1-25	RPI 26-50	W-L RECORDS	RPI 51-100	RPI 101-150	RPI 150+				
11- 4	0- 2	2- 1	OVERALL	2- 1	2- 0	5- 0				
6- 2	0- 0	1- 1	HOME	1- 1	1- 0	3- 0				
4- 2	0- 2	1- 0	AWAY	0- 0	1- 0	2- 0				
1- 0	0- 0	0- 0	NEUTRAL	1- 0	0- 0	0- 0				
10- 2	0- 2	2- 0	NON-CONFERENCE	2- 0	1- 0	5- 0				
6- 0	0- 0	1- 0	HOME	1- 0	1- 0	3- 0				
3- 2	0- 2	1- 0	AWAY	0- 0	0- 0	2- 0				
1- 0	0- 0	0- 0	NEUTRAL	1- 0	0- 0	0- 0				
1- 2	0- 0	0- 1	CONFERENCE	0- 1	1- 0	0- 0				
0- 2	0- 0	0- 1	HOME	0- 1	0- 0	0- 0				
1- 0	0- 0	0- 0	AWAY	0- 0	1- 0	0- 0				
0- 0	0- 0	0- 0	NEUTRAL	0- 0	0- 0	0- 0				

RPI 1-25					RPI 26-50					Team's RPI: 37					RPI 51-100					RPI 101+				
RPI	S	Opponent	Score		RPI	S	Opponent	Score		RPI	S	Opponent	Score		RPI	S	Opponent	Score						
3	A	Delaware	71	80	31	H	Nebraska	63	71	70	H	Michigan St.	65	75	129	H	North Carolina	103	84					
20	A	Texas Tech	66	70	32	A	South Carolina	55	50	73	H	Middle Tenn.	65	49	132	A	Wisconsin	82	49					
					50	H	Washington St.	72	60	80	N	Iowa St.	66	59	174	H	Virginia Tech	66	28					
															213	H	Md.-East. Shore	76	51					
															277	A	Nevada	103	65					
															329	H	Wagner	103	42					
															336	A	Bucknell	78	54					
LAST 12 Division I GAMES:																								
					70	H	Michigan St.	65	75	132	A	Wisconsin	82	49										
					20	A	Texas Tech	66	70	31	H	Nebraska	63	71										
					129	H	North Carolina	103	84	336	A	Bucknell	78	54										
					277	A	Nevada	103	65	329	H	Wagner	103	42										
					80	N	Iowa St.	66	59	213	H	Md.-East. Shore	76	51										
					32	A	South Carolina	55	50	174	H	Virginia Tech	66	28										

Non-Div I Games:

Penn St.

Loss, Non-Conf, S Site, H Home A Away N Neutral

Pepperdine

Through Games Of Sunday, January 8, 2012

Average RPI Win:	202	WON-LOST	WINNING	LAST 12	STRENGTH OF	OPP. STRENGTH	TEAM	ADJ.	CONF.	ADJ CONF.
Average RPI Loss:	106	RECORD	PCT. RANK	GAMES	SCHEDULE	OF SCHEDULE	RPI	RPI	RPI	RPI
DIV. I ONLY	8- 7	159	7- 5	144	86	126	126	8	8	
DIV. I NON-CONF.	5- 6	188	4- 4	140	95	128	128	9	9	
TOTALS	RPI 1-25	RPI 26-50	W-L RECORDS	RPI 51-100	RPI 101-150	RPI 150+				
8- 7	0- 2	0- 1	OVERALL	1- 1	0- 0	7- 3				
3- 3	0- 1	0- 1	HOME	1- 1	0- 0	2- 0				
4- 4	0- 1	0- 0	AWAY	0- 0	0- 0	4- 3				
1- 0	0- 0	0- 0	NEUTRAL	0- 0	0- 0	1- 0				
5- 6	0- 2	0- 0	NON-CONFERENCE	1- 1	0- 0	4- 3				
2- 2	0- 1	0- 0	HOME	1- 1	0- 0	1- 0				
2- 4	0- 1	0- 0	AWAY	0- 0	0- 0	2- 3				
1- 0	0- 0	0- 0	NEUTRAL	0- 0	0- 0	1- 0				
3- 1	0- 0	0- 1	CONFERENCE	0- 0	0- 0	3- 0				
1- 1	0- 0	0- 1	HOME	0- 0	0- 0	1- 0				
2- 0	0- 0	0- 0	AWAY	0- 0	0- 0	2- 0				
0- 0	0- 0	0- 0	NEUTRAL	0- 0	0- 0	0- 0				

RPI 1-25				RPI 26-50				RPI 51-100				RPI 101+ Team's RPI: 126			
RPI	S	Opponent	Score	RPI	S	Opponent	Score	RPI	S	Opponent	Score	RPI	S	Opponent	Score
1	A	Tennessee	57 89	27	H	Gonzaga	50 79	64	H	Fresno St.	81 78	157	H	Portland	66 63
18	H	Southern California	71 75					84	H	Oregon St.	52 63	165	A	UC Santa Barbara	44 54
												170	A	Santa Clara	62 56
												183	H	Cal St. Northridge	68 64
												185	A	Cal Poly	80 78
												219	A	Cal St. Fullerton	51 65
												231	A	Boise St.	57 68
												267	A	New Mexico	59 56
												273	A	San Francisco	85 69
												316	N	Idaho	57 48
LAST 12 Division I GAMES:															
157	H	Portland	66 63	27	H	Gonzaga	50 79	170	A	Santa Clara	62 56	18	H	Southern California	71 75
183	H	Cal St. Northridge	68 64	170	A	Santa Clara	62 56	273	A	San Francisco	85 69	165	A	UC Santa Barbara	44 54
185	A	Cal Poly	80 78	18	H	Southern California	71 75	84	H	Oregon St.	52 63				
267	A	New Mexico	59 56												
316	N	Idaho	57 48												
231	A	Boise St.	57 68												

Non-Div I Games:

Pepperdine

Loss, Non-Conf, S Site, H Home A Away N Neutral

Average RPI Win:	187	WON-LOST	WINNING	LAST 12	STRENGTH OF	OPP. STRENGTH	TEAM	ADJ.	CONF.	ADJ CONF.
Average RPI Loss:	59	RECORD	PCT. RANK	GAMES	SCHEDULE	OF SCHEDULE	RPI	RPI	RPI	RPI
DIV. I ONLY	8- 8	171	5- 7	62	44	145	145	2	2	
DIV. I NON-CONF.	8- 5	109	5- 4	122	66	184	184	2	2	
TOTALS	RPI 1-25	RPI 26-50	W-L RECORDS	RPI 51-100	RPI 101-150	RPI 150+				
8- 8	0- 3	0- 1	OVERALL	2- 3	0- 0	6- 1				
6- 5	0- 1	0- 1	HOME	1- 3	0- 0	5- 0				
0- 3	0- 2	0- 0	AWAY	0- 0	0- 0	0- 1				
2- 0	0- 0	0- 0	NEUTRAL	1- 0	0- 0	1- 0				
8- 5	0- 1	0- 1	NON-CONFERENCE	2- 2	0- 0	6- 1				
6- 3	0- 0	0- 1	HOME	1- 2	0- 0	5- 0				
0- 2	0- 1	0- 0	AWAY	0- 0	0- 0	0- 1				
2- 0	0- 0	0- 0	NEUTRAL	1- 0	0- 0	1- 0				
0- 3	0- 2	0- 0	CONFERENCE	0- 1	0- 0	0- 0				
0- 2	0- 1	0- 0	HOME	0- 1	0- 0	0- 0				
0- 1	0- 1	0- 0	AWAY	0- 0	0- 0	0- 0				
0- 0	0- 0	0- 0	NEUTRAL	0- 0	0- 0	0- 0				

RPI S	Opponent	Score	RPI S	Opponent	Score	RPI S	Opponent	Score	RPI S	Opponent	Score	Team's RPI: 145
12	A Duke	43 92	44	H Duquesne	57 70	60	H Hampton	37 60	158	A High Point	75 82	
16	A Villanova	62 70				70	N Michigan St.	64 54	186	H Saint Francis (PA)	78 50	
24	H Georgetown	54 82				74	H Drexel	50 71	194	N Indiana	77 72	
						87	H Syracuse	60 83	199	H Loyola Maryland	65 59	
						99	H Central Mich.	77 70	221	H Mt. St. Mary's	58 45	
									230	H Lafayette	74 69	
									298	H Valparaiso	65 56	
LAST 12 Division I GAMES:												
87	H Syracuse	60 83	16	A Villanova	62 70							
24	H Georgetown	54 82	230	H Lafayette	74 69							
12	A Duke	43 92	44	H Duquesne	57 70							
158	A High Point	75 82	70	N Michigan St.	64 54							
221	H Mt. St. Mary's	58 45	194	N Indiana	77 72							
74	H Drexel	50 71	298	H Valparaiso	65 56							

Non-Div I Games:

Pittsburgh

Average RPI Win:	197	WON-LOST	WINNING	LAST 12	STRENGTH OF	OPP. STRENGTH	TEAM	ADJ.	CONF.	ADJ CONF.
Average RPI Loss:	105	RECORD	PCT. RANK	GAMES	SCHEDULE	OF SCHEDULE	RPI	RPI	RPI	RPI
DIV. I ONLY	7- 11	223	3- 9	35	183	157	157	8	8	
DIV. I NON-CONF.	7- 7	162	3- 5	48	206	175	175	9	9	
TOTALS	RPI 1-25	RPI 26-50	W-L RECORDS	RPI 51-100	RPI 101-150	RPI 150+				
7- 11	0- 1	0- 2	OVERALL	0- 1	2- 4	5- 3				
5- 5	0- 0	0- 2	HOME	0- 1	1- 1	4- 1				
1- 5	0- 0	0- 0	AWAY	0- 0	0- 3	1- 2				
1- 1	0- 1	0- 0	NEUTRAL	0- 0	1- 0	0- 0				
7- 7	0- 1	0- 1	NON-CONFERENCE	0- 0	2- 3	5- 2				
5- 3	0- 0	0- 1	HOME	0- 0	1- 1	4- 1				
1- 3	0- 0	0- 0	AWAY	0- 0	0- 2	1- 1				
1- 1	0- 1	0- 0	NEUTRAL	0- 0	1- 0	0- 0				
0- 4	0- 0	0- 1	CONFERENCE	0- 1	0- 1	0- 1				
0- 2	0- 0	0- 1	HOME	0- 1	0- 0	0- 0				
0- 2	0- 0	0- 0	AWAY	0- 0	0- 1	0- 1				
0- 0	0- 0	0- 0	NEUTRAL	0- 0	0- 0	0- 0				

RPI S	Opponent	Score	RPI S	Opponent	Score	RPI S	Opponent	Score	RPI S	Opponent	Score	Team's RPI: 157
19 N	DePaul	64 99	26 H	Louisville	42 71	52 H	BYU	53 79	117 A	Washington	49 61	
			27 H	Gonzaga	65 80				125 N	San Diego St.	59 58	
									126 A	Pepperdine	63 66	
									146 A	Oregon	78 88	
									148 H	Eastern Wash.	60 76	
									150 H	Portland St.	62 54	
									154 H	Montana St.	53 66	
									168 A	Seattle	55 69	
									170 A	Santa Clara	63 78	
									183 H	Cal St. Northridge	73 66	
									212 A	Hawaii	82 64	
									215 H	Montana	55 46	
									231 H	Boise St.	83 56	
									264 H	UC Irvine	64 56	
LAST 12 Division I GAMES:												
126 A	Pepperdine	63 66	170 A	Santa Clara	63 78							
168 A	Seattle	55 69	52 H	BYU	53 79							
117 A	Washington	49 61	27 H	Gonzaga	65 80							
146 A	Oregon	78 88	183 H	Cal St. Northridge	73 66							
148 H	Eastern Wash.	60 76	231 H	Boise St.	83 56							
215 H	Montana	55 46	26 H	Louisville	42 71							

Non-Div I Games:

Portland

■ Loss,
■ Non-Conf, S Site,
■ Home
■ Away
N Neutral

Average RPI Win:	233	WON-LOST	WINNING	LAST 12	STRENGTH OF	OPP. STRENGTH	TEAM	ADJ.	CONF.	ADJ CONF.
Average RPI Loss:	139	RECORD	PCT. RANK	GAMES	SCHEDULE	OF SCHEDULE	RPI	RPI	RPI	RPI
DIV. I ONLY	8- 5	112	6- 4	291	116	150	150	19	19	
DIV. I NON-CONF.	6- 4	118	4- 3	242	68	121	121	19	19	
TOTALS	RPI 1-25	RPI 26-50	W-L RECORDS	RPI 51-100	RPI 101-150	RPI 150+				
8- 5	0- 0	0- 1	OVERALL	0- 0	1- 1	7- 3				
3- 1	0- 0	0- 0	HOME	0- 0	0- 0	3- 1				
3- 4	0- 0	0- 1	AWAY	0- 0	0- 1	3- 2				
2- 0	0- 0	0- 0	NEUTRAL	0- 0	1- 0	1- 0				
6- 4	0- 0	0- 1	NON-CONFERENCE	0- 0	1- 1	5- 2				
3- 0	0- 0	0- 0	HOME	0- 0	0- 0	3- 0				
1- 4	0- 0	0- 1	AWAY	0- 0	0- 1	1- 2				
2- 0	0- 0	0- 0	NEUTRAL	0- 0	1- 0	1- 0				
2- 1	0- 0	0- 0	CONFERENCE	0- 0	0- 0	2- 1				
0- 1	0- 0	0- 0	HOME	0- 0	0- 0	0- 1				
2- 0	0- 0	0- 0	AWAY	0- 0	0- 0	2- 0				
0- 0	0- 0	0- 0	NEUTRAL	0- 0	0- 0	0- 0				

RPI 1-25			RPI 26-50			RPI 51-100			RPI 101+			Team's RPI: 150
RPI	S	Opponent	Score	RPI	S	Opponent	Score	RPI	S	Opponent	Score	
				27	A	Gonzaga	69 99					
								107	N	UC Davis	68 57	
								146	A	Oregon	71 75	
								153	N	Denver	70 66	
								154	H	Montana St.	83 95	
								157	A	Portland	54 62	
								165	H	UC Santa Barbara	65 51	
								212	A	Hawaii	66 78	
								264	H	UC Irvine	80 76	
								275	A	Loyola Marymount	70 55	
								277	H	Nevada	80 73	
								292	A	Northern Ariz.	84 74	
								332	A	Weber St.	66 56	
LAST 12 Division I GAMES:												
332	A	Weber St.	66 56	292	A	Northern Ariz.	84 74					
277	H	Nevada	80 73	154	H	Montana St.	83 95					
27	A	Gonzaga	69 99	153	N	Denver	70 66					
157	A	Portland	54 62	107	N	UC Davis	68 57					
146	A	Oregon	71 75	212	A	Hawaii	66 78					
165	H	UC Santa Barbara	65 51	275	A	Loyola Marymount	70 55					

Non-Div I Games: Corban 90 48 Western Ore. 78 58

Portland St.

Prairie View

Through Games Of Sunday, January 8, 2012

Average RPI Win:	285	WON-LOST	WINNING	LAST 12	STRENGTH OF	OPP. STRENGTH	TEAM	ADJ.	CONF.	ADJ CONF.
Average RPI Loss:	128	RECORD	PCT. RANK	GAMES	SCHEDULE	OF SCHEDULE	RPI	RPI	RPI	RPI
DIV. I ONLY	3- 10	292	2- 9	266	118	303	303	31	31	
DIV. I NON-CONF.	2- 8	288	1- 7	152	55	260	260	23	23	
TOTALS	RPI 1-25	RPI 26-50	W-L RECORDS	RPI 51-100	RPI 101-150	RPI 150+				
3- 10	0- 2	0- 1	OVERALL	0- 3	0- 0	3- 4				
1- 3	0- 0	0- 0	HOME	0- 0	0- 0	1- 3				
1- 2	0- 1	0- 0	AWAY	0- 1	0- 0	1- 0				
1- 5	0- 1	0- 1	NEUTRAL	0- 2	0- 0	1- 1				
2- 8	0- 2	0- 1	NON-CONFERENCE	0- 3	0- 0	2- 2				
1- 1	0- 0	0- 0	HOME	0- 0	0- 0	1- 1				
0- 2	0- 1	0- 0	AWAY	0- 1	0- 0	0- 0				
1- 5	0- 1	0- 1	NEUTRAL	0- 2	0- 0	1- 1				
1- 2	0- 0	0- 0	CONFERENCE	0- 0	0- 0	1- 2				
0- 2	0- 0	0- 0	HOME	0- 0	0- 0	0- 2				
1- 0	0- 0	0- 0	AWAY	0- 0	0- 0	1- 0				
0- 0	0- 0	0- 0	NEUTRAL	0- 0	0- 0	0- 0				

RPI 1-25			RPI 26-50			RPI 51-100			RPI 101+			Team's RPI: 303
RPI	S	Opponent	Score	RPI	S	Opponent	Score	RPI	S	Opponent	Score	
14	N	Michigan	53 59	50	N	Washington St.	52 90	57	A	St. John's (NY)	50 66	187 N Louisiana Tech 83 89
23	A	Miami (FL)	26 107					85	N	UNLV	60 73	210 H Southern U. 53 58
								92	N	Marquette	51 71	236 H Alcorn St. 54 59
												252 H Rice 61 58
												272 N CSU Bakersfield 69 64
												330 H Northwestern St. 69 79
												331 A Texas Southern 64 43
LAST 12 Division I GAMES:												
331	A	Texas Southern	64 43	236	H	Alcorn St.	54 59					
330	H	Northwestern St.	69 79	210	H	Southern U.	53 58					
50	N	Washington St.	52 90	187	N	Louisiana Tech	83 89					
92	N	Marquette	51 71	57	A	St. John's (NY)	50 66					
14	N	Michigan	53 59	272	N	CSU Bakersfield	69 64					
23	A	Miami (FL)	26 107	85	N	UNLV	60 73					

Non-Div I Games: Texas Wesleyan 69 57

Prairie View

Loss, Non-Conf, S Site, H Home A Away N Neutral

Presbyterian

Through Games Of Sunday, January 8, 2012

Average RPI Win:	283	WON-LOST	WINNING	LAST 12	STRENGTH OF	OPP. STRENGTH	TEAM	ADJ.	CONF.	ADJ CONF.
Average RPI Loss:	155	RECORD	PCT. RANK	GAMES	SCHEDULE	OF SCHEDULE	RPI	RPI	RPI	RPI
DIV. I ONLY	3- 8	276	3- 6	175	329	247	247	28	28	
DIV. I NON-CONF.	3- 5	225	3- 3	193	262	251	251	30	30	
TOTALS	RPI 1-25	RPI 26-50	W-L RECORDS	RPI 51-100	RPI 101-150	RPI 150+				
3- 8	0- 0	0- 1	OVERALL	0- 1	0- 2	3- 4				
1- 2	0- 0	0- 0	HOME	0- 0	0- 0	1- 2				
2- 6	0- 0	0- 1	AWAY	0- 1	0- 2	2- 2				
0- 0	0- 0	0- 0	NEUTRAL	0- 0	0- 0	0- 0				
3- 5	0- 0	0- 1	NON-CONFERENCE	0- 1	0- 2	3- 1				
1- 1	0- 0	0- 0	HOME	0- 0	0- 0	1- 1				
2- 4	0- 0	0- 1	AWAY	0- 1	0- 2	2- 0				
0- 0	0- 0	0- 0	NEUTRAL	0- 0	0- 0	0- 0				
0- 3	0- 0	0- 0	CONFERENCE	0- 0	0- 0	0- 3				
0- 1	0- 0	0- 0	HOME	0- 0	0- 0	0- 1				
0- 2	0- 0	0- 0	AWAY	0- 0	0- 0	0- 2				
0- 0	0- 0	0- 0	NEUTRAL	0- 0	0- 0	0- 0				

RPI S	Opponent	Score	RPI S	Opponent	Score	RPI S	Opponent	Score	RPI S	Opponent	Score	Team's RPI: 247
32	A South Carolina	24 52	90	A Charlotte	42 58	129	A North Carolina	38 61	139	A Alabama	47 65	
						176	H Furman	47 63	177	A Charleston So.	67 76	
						207	A South Carolina St.	53 50	216	H Winthrop	62 70	
						278	A Coastal Caro.	49 52	300	A S.C. Upstate	72 64	
						342	H N.C. Central	64 48				
LAST 12 Division I GAMES:												
216	H Winthrop	62 70	278	A Coastal Caro.	49 52							
129	A North Carolina	38 61	177	A Charleston So.	67 76							
207	A South Carolina St.	53 50	139	A Alabama	47 65							
176	H Furman	47 63	300	A S.C. Upstate	72 64							
90	A Charlotte	42 58	342	H N.C. Central	64 48							
			32	A South Carolina	24 52							

Non-Div I Games: Columbia (SC) 92 45 Montreat 84 44 Allen 65 28

Presbyterian

Loss, Non-Conf, S Site, H Home A Away N Neutral

Average RPI Win:	106	WON-LOST	WINNING	LAST 12	STRENGTH OF	OPP. STRENGTH	TEAM	ADJ.	CONF.	ADJ CONF.
Average RPI Loss:	59	RECORD	PCT. RANK	GAMES	SCHEDULE	OF SCHEDULE	RPI	RPI	RPI	RPI
DIV. I ONLY	11- 4	55	8- 4	3	38	11	11	11	11	
DIV. I NON-CONF.	10- 4	83	7- 4	4	31	9	9	12	12	
TOTALS	RPI 1-25	RPI 26-50	W-L RECORDS	RPI 51-100	RPI 101-150	RPI 150+				
11- 4	1- 3	2- 0	OVERALL	2- 0	3- 0	3- 1				
4- 2	1- 2	1- 0	HOME	1- 0	1- 0	0- 0				
7- 2	0- 1	1- 0	AWAY	1- 0	2- 0	3- 1				
0- 0	0- 0	0- 0	NEUTRAL	0- 0	0- 0	0- 0				
10- 4	1- 3	2- 0	NON-CONFERENCE	2- 0	2- 0	3- 1				
4- 2	1- 2	1- 0	HOME	1- 0	1- 0	0- 0				
6- 2	0- 1	1- 0	AWAY	1- 0	1- 0	3- 1				
0- 0	0- 0	0- 0	NEUTRAL	0- 0	0- 0	0- 0				
1- 0	0- 0	0- 0	CONFERENCE	0- 0	1- 0	0- 0				
0- 0	0- 0	0- 0	HOME	0- 0	0- 0	0- 0				
1- 0	0- 0	0- 0	AWAY	0- 0	1- 0	0- 0				
0- 0	0- 0	0- 0	NEUTRAL	0- 0	0- 0	0- 0				

RPI 1-25				RPI 26-50				RPI 51-100				RPI 101+			
RPI	S	Opponent	Score	RPI	S	Opponent	Score	RPI	S	Opponent	Score	RPI	S	Opponent	Score
3	H	Delaware	70 81	28	A	Hofstra	74 69	56	H	Marist	68 51	119	H	Davidson	53 44
4	A	Stanford	66 85	38	H	Saint Joseph's	79 62	74	A	Drexel	63 51	130	A	Penn	83 48
16	H	Villanova	56 41									142	A	UMBC	56 41
19	H	DePaul	67 78									159	A	Rider	75 55
												170	A	Santa Clara	77 61
												209	A	Navy	52 65
												230	A	Lafayette	87 47
LAST 12 Division I GAMES:															
130	A	Penn	83 48	28	A	Hofstra	74 69	170	A	Santa Clara	77 61				
74	A	Drexel	63 51					4	A	Stanford	66 85				
3	H	Delaware	70 81					19	H	DePaul	67 78				
159	A	Rider	75 55					209	A	Navy	52 65				
119	H	Davidson	53 44					142	A	UMBC	56 41				
56	H	Marist	68 51												

Non-Div I Games:

Princeton

Providence

Through Games Of Sunday, January 8, 2012

Average RPI Win:	168	WON-LOST	WINNING	LAST 12	STRENGTH OF	OPP. STRENGTH	TEAM	ADJ.	CONF.	ADJ CONF.
Average RPI Loss:	102	RECORD	PCT. RANK	GAMES	SCHEDULE	OF SCHEDULE	RPI	RPI	RPI	RPI
DIV. I ONLY	9- 7	142	8- 4	94	45	104	104	2	2	
DIV. I NON-CONF.	8- 5	109	7- 2	173	99	139	139	2	2	
TOTALS	RPI 1-25	RPI 26-50	W-L RECORDS	RPI 51-100	RPI 101-150	RPI 150+				
9- 7	1- 2	0- 1	OVERALL	1- 1	2- 1	5- 2				
5- 3	1- 2	0- 1	HOME	1- 0	1- 0	2- 0				
3- 4	0- 0	0- 0	AWAY	0- 1	0- 1	3- 2				
1- 0	0- 0	0- 0	NEUTRAL	0- 0	1- 0	0- 0				
8- 5	0- 1	0- 1	NON-CONFERENCE	1- 0	2- 1	5- 2				
4- 2	0- 1	0- 1	HOME	1- 0	1- 0	2- 0				
3- 3	0- 0	0- 0	AWAY	0- 0	0- 1	3- 2				
1- 0	0- 0	0- 0	NEUTRAL	0- 0	1- 0	0- 0				
1- 2	1- 1	0- 0	CONFERENCE	0- 1	0- 0	0- 0				
1- 1	1- 1	0- 0	HOME	0- 0	0- 0	0- 0				
0- 1	0- 0	0- 0	AWAY	0- 1	0- 0	0- 0				
0- 0	0- 0	0- 0	NEUTRAL	0- 0	0- 0	0- 0				

RPI 1-25				RPI 26-50				RPI 51-100				RPI 101+ Team's RPI: 104			
RPI	S	Opponent	Score	RPI	S	Opponent	Score	RPI	S	Opponent	Score	RPI	S	Opponent	Score
3	H	Delaware	47 68	35	H	Virginia	38 55	57	A	St. John's (NY)	41 57	108	A	Boston U.	62 65
16	H	Villanova	42 69					94	H	Hartford	63 46	116	N	Fairfield	75 43
19	H	DePaul	60 52									141	H	Harvard	71 60
												197	A	Brown	57 70
												200	A	Oakland	51 50
												201	A	Akron	78 65
												228	A	Massachusetts	66 45
												250	H	Dartmouth	63 48
												261	H	Clemson	73 63
												299	A	Rhode Island	43 52
LAST 12 Division I GAMES:															
19	H	DePaul	60 52	94	H	Hartford	63 46	201	A	Akron	78 65				
57	A	St. John's (NY)	41 57	261	H	Clemson	73 63	3	H	Delaware	47 68				
197	A	Brown	57 70	228	A	Massachusetts	66 45	16	H	Villanova	42 69				
116	N	Fairfield	75 43												
250	H	Dartmouth	63 48												
200	A	Oakland	51 50												

Non-Div I Games:

Providence

Loss, Non-Conf, S Site, H Home A Away N Neutral

Average RPI Win:	141	WON-LOST	WINNING	LAST 12	STRENGTH OF	OPP. STRENGTH	TEAM	ADJ.	CONF.	ADJ CONF.
Average RPI Loss:	39	RECORD	PCT. RANK	GAMES	SCHEDULE	OF SCHEDULE	RPI	RPI	RPI	RPI
DIV. I ONLY	13- 3	25	9- 3	42	18	22	22	4	4	
DIV. I NON-CONF.	10- 3	50	6- 3	24	32	17	17	3	3	
TOTALS	RPI 1-25	RPI 26-50	W-L RECORDS	RPI 51-100	RPI 101-150	RPI 150+				
13- 3	2- 2	1- 0	OVERALL	2- 1	4- 0	4- 0				
8- 1	1- 1	0- 0	HOME	1- 0	2- 0	4- 0				
3- 2	0- 1	0- 0	AWAY	1- 1	2- 0	0- 0				
2- 0	1- 0	1- 0	NEUTRAL	0- 0	0- 0	0- 0				
10- 3	2- 2	1- 0	NON-CONFERENCE	0- 1	3- 0	4- 0				
6- 1	1- 1	0- 0	HOME	0- 0	1- 0	4- 0				
2- 2	0- 1	0- 0	AWAY	0- 1	2- 0	0- 0				
2- 0	1- 0	1- 0	NEUTRAL	0- 0	0- 0	0- 0				
3- 0	0- 0	0- 0	CONFERENCE	2- 0	1- 0	0- 0				
2- 0	0- 0	0- 0	HOME	1- 0	1- 0	0- 0				
1- 0	0- 0	0- 0	AWAY	1- 0	0- 0	0- 0				
0- 0	0- 0	0- 0	NEUTRAL	0- 0	0- 0	0- 0				

RPI 1-25				RPI 26-50				RPI 51-100				RPI 101+			
RPI	S	Opponent	Score	RPI	S	Opponent	Score	RPI	S	Opponent	Score	RPI	S	Opponent	Score
7	H	Notre Dame	38 66	34	N	Tulane	61 48	95	H	Minnesota	57 53	120	H	UT Martin	65 39
8	H	Texas A&M	60 51					98	A	Illinois	64 63	128	A	Auburn	62 54
9	N	Kansas St.	46 42					99	A	Central Mich.	62 75	131	A	Bowling Green	54 53
12	A	Duke	53 64									132	H	Wisconsin	63 52
												200	H	Oakland	66 47
												257	H	IPFW	73 36
												304	H	IUPUI	75 45
												323	H	Chicago St.	76 49
LAST 12 Division I GAMES:															
132	H	Wisconsin	63 52	95	H	Minnesota	57 53	257	H	IPFW	73 36	200	H	Oakland	66 47
98	A	Illinois	64 63	128	A	Auburn	62 54	99	A	Central Mich.	62 75	7	H	Notre Dame	38 66
8	H	Texas A&M	60 51												
12	A	Duke	53 64												
9	N	Kansas St.	46 42												
34	N	Tulane	61 48												

Non-Div I Games:

Purdue

■ Loss,
 ■ Non-Conf, S Site,
 ■ Home
 ■ Away
 N Neutral

Quinnipiac

Through Games Of Sunday, January 8, 2012

Average RPI Win:	193	WON-LOST	WINNING	LAST 12	STRENGTH OF	OPP. STRENGTH	TEAM	ADJ.	CONF.	ADJ CONF.
Average RPI Loss:	73	RECORD	PCT. RANK	GAMES	SCHEDULE	OF SCHEDULE	RPI	RPI	RPI	RPI
DIV. I ONLY	10- 4	63	10- 2	84	230	78	78	21	21	
DIV. I NON-CONF.	8- 3	73	8- 1	73	154	61	61	22	22	
TOTALS	RPI 1-25	RPI 26-50	W-L RECORDS	RPI 51-100	RPI 101-150	RPI 150+				
10- 4	0- 0	0- 2	OVERALL	2- 1	2- 1	6- 0				
4- 3	0- 0	0- 2	HOME	0- 1	2- 0	2- 0				
5- 1	0- 0	0- 0	AWAY	1- 0	0- 1	4- 0				
1- 0	0- 0	0- 0	NEUTRAL	1- 0	0- 0	0- 0				
8- 3	0- 0	0- 2	NON-CONFERENCE	2- 0	2- 1	4- 0				
3- 2	0- 0	0- 2	HOME	0- 0	2- 0	1- 0				
4- 1	0- 0	0- 0	AWAY	1- 0	0- 1	3- 0				
1- 0	0- 0	0- 0	NEUTRAL	1- 0	0- 0	0- 0				
2- 1	0- 0	0- 0	CONFERENCE	0- 1	0- 0	2- 0				
1- 1	0- 0	0- 0	HOME	0- 1	0- 0	1- 0				
1- 0	0- 0	0- 0	AWAY	0- 0	0- 0	1- 0				
0- 0	0- 0	0- 0	NEUTRAL	0- 0	0- 0	0- 0				

RPI 1-25				RPI 26-50				RPI 51-100				Team's RPI: 78	RPI 101+			
RPI	S	Opponent	Score	RPI	S	Opponent	Score	RPI	S	Opponent	Score		RPI	S	Opponent	Score
				30	H	James Madison	73 81	59	A	St. Mary's (CA)	69 67		116	H	Fairfield	64 55
				38	H	Saint Joseph's	54 71	82	H	Sacred Heart	65 74		124	H	Yale	68 63
								95	N	Minnesota	64 62		140	A	Holy Cross	70 80
													180	A	American	72 59
													203	H	Bryant	67 56
													228	H	Massachusetts	66 63
													288	A	Army	54 51
													299	A	Rhode Island	72 67
													340	A	St. Francis (NY)	59 43
LAST 12 Division I GAMES:																
				340	A	St. Francis (NY)	59 43	288	A	Army	54 51					
				38	H	Saint Joseph's	54 71	180	A	American	72 59					
				228	H	Massachusetts	66 63	124	H	Yale	68 63					
				59	A	St. Mary's (CA)	69 67	299	A	Rhode Island	72 67					
				95	N	Minnesota	64 62	82	H	Sacred Heart	65 74					
				116	H	Fairfield	64 55	203	H	Bryant	67 56					

Non-Div I Games:

Quinnipiac

Loss, Non-Conf, S Site, H Home A Away N Neutral

RACELAND				THROUGH GAMES OF SUNDAY, JANUARY 6, 1912						
Average RPI Win:	283	WON-LOST	WINNING	LAST 12	STRENGTH OF	OPP. STRENGTH	TEAM	ADJ.	CONF.	ADJ CONF.
Average RPI Loss:	152	RECORD	PCT. RANK	GAMES	SCHEDULE	OF SCHEDULE	RPI	RPI	RPI	RPI
DIV. I ONLY	5- 6	197	5- 6	258	288	244	244	28	28	
DIV. I NON-CONF.	4- 5	199	4- 5	262	265	239	239	30	30	
TOTALS	RPI 1-25	RPI 26-50	W-L RECORDS	RPI 51-100	RPI 101-150	RPI 150+				
5- 6	0- 0	0- 1	OVERALL	0- 1	0- 1	5- 3				
3- 2	0- 0	0- 0	HOME	0- 0	0- 1	3- 1				
1- 4	0- 0	0- 1	AWAY	0- 1	0- 0	1- 2				
1- 0	0- 0	0- 0	NEUTRAL	0- 0	0- 0	1- 0				
4- 5	0- 0	0- 1	NON-CONFERENCE	0- 1	0- 1	4- 2				
2- 1	0- 0	0- 0	HOME	0- 0	0- 1	2- 0				
1- 4	0- 0	0- 1	AWAY	0- 1	0- 0	1- 2				
1- 0	0- 0	0- 0	NEUTRAL	0- 0	0- 0	1- 0				
1- 1	0- 0	0- 0	CONFERENCE	0- 0	0- 0	1- 1				
1- 1	0- 0	0- 0	HOME	0- 0	0- 0	1- 1				
0- 0	0- 0	0- 0	AWAY	0- 0	0- 0	0- 0				
0- 0	0- 0	0- 0	NEUTRAL	0- 0	0- 0	0- 0				

RPI 1-25				RPI 26-50				RPI 51-100				RPI 101+				Team's RPI: 244	
RPI	S	Opponent	Score	RPI	S	Opponent	Score	RPI	S	Opponent	Score	RPI	S	Opponent	Score		
				35	A	Virginia	43 92	97	A	Wake Forest	67 90	119	H	Davidson	68 81		
												195	H	Liberty	68 76		
												222	A	George Washington	59 83		
												240	H	Campbell	80 70		
												242	A	Longwood	59 73		
												280	A	Norfolk St.	80 68		
												282	H	UNC Greensboro	75 67		
												300	H	S.C. Upstate	85 52		
												313	N	Wofford	63 46		
LAST 12 Division I GAMES:																	
				240	H	Campbell	80 70	119	H	Davidson	68 81						
				195	H	Liberty	68 76	35	A	Virginia	43 92						
				222	A	George Washington	59 83	280	A	Norfolk St.	80 68						
				282	H	UNC Greensboro	75 67	313	N	Wofford	63 46						
				300	H	S.C. Upstate	85 52	97	A	Wake Forest	67 90						
								242	A	Longwood	59 73						

Non-Div I Games:	East. Mennonite	100	42	Winston-Salem	69	46
------------------	-----------------	-----	----	---------------	----	----

Radford

■ Loss, ■ Non-Conf, S Site, H Home A Away N Neutral

Rhode Island

Through Games Of Sunday, January 8, 2012

Average RPI Win:	104	WON-LOST	WINNING	LAST 12	STRENGTH OF	OPP. STRENGTH	TEAM	ADJ.	CONF.	ADJ CONF.
Average RPI Loss:	158	RECORD	PCT. RANK	GAMES	SCHEDULE	OF SCHEDULE	RPI	RPI	RPI	RPI
DIV. I ONLY	1- 15	338	0- 12	65	267	299	299	9	9	
DIV. I NON-CONF.	1- 14	335	0- 11	87	288	306	306	8	8	
TOTALS	RPI 1-25	RPI 26-50	W-L RECORDS	RPI 51-100	RPI 101-150	RPI 150+				
1- 15	0- 1	0- 1	OVERALL	0- 2	1- 3	0- 8				
1- 4	0- 0	0- 0	HOME	0- 1	1- 0	0- 3				
0- 9	0- 1	0- 0	AWAY	0- 1	0- 2	0- 5				
0- 2	0- 0	0- 1	NEUTRAL	0- 0	0- 1	0- 0				
1- 14	0- 1	0- 1	NON-CONFERENCE	0- 1	1- 3	0- 8				
1- 4	0- 0	0- 0	HOME	0- 1	1- 0	0- 3				
0- 8	0- 1	0- 0	AWAY	0- 0	0- 2	0- 5				
0- 2	0- 0	0- 1	NEUTRAL	0- 0	0- 1	0- 0				
0- 1	0- 0	0- 0	CONFERENCE	0- 1	0- 0	0- 0				
0- 0	0- 0	0- 0	HOME	0- 0	0- 0	0- 0				
0- 1	0- 0	0- 0	AWAY	0- 1	0- 0	0- 0				
0- 0	0- 0	0- 0	NEUTRAL	0- 0	0- 0	0- 0				

RPI 1-25				RPI 26-50				RPI 51-100				RPI 101+ Team's RPI: 299			
RPI	S	Opponent	Score	RPI	S	Opponent	Score	RPI	S	Opponent	Score	RPI	S	Opponent	Score
3	A	Delaware	53 89	30	N	James Madison	42 77	54	A	Dayton	46 97	104	H	Providence	52 43
								78	H	Quinnipiac	67 72	108	A	Boston U.	44 71
												116	N	Fairfield	56 66
												141	A	Harvard	57 69
												178	A	Lehigh	56 67
												184	H	New Hampshire	33 52
												197	A	Brown	54 66
												197	H	Brown	40 53
												203	A	Bryant	62 75
												229	A	Central Conn. St.	45 50
												324	H	Maine	58 62
												327	A	Siena	65 73
LAST 12 Division I GAMES:															
54	A	Dayton	46 97	178	A	Lehigh	56 67								
197	H	Brown	40 53	184	H	New Hampshire	33 52								
30	N	James Madison	42 77	78	H	Quinnipiac	67 72								
203	A	Bryant	62 75	229	A	Central Conn. St.	45 50								
108	A	Boston U.	44 71	116	N	Fairfield	56 66								
141	A	Harvard	57 69	197	A	Brown	54 66								

Non-Div I Games:

Rhode Island

■ Loss,
■ Non-Conf,
■ S Site,
■ H Home
■ A Away
N Neutral

Average RPI Win:	272	WON-LOST	WINNING	LAST 12	STRENGTH OF	OPP. STRENGTH	TEAM	ADJ.	CONF.	ADJ CONF.
Average RPI Loss:	163	RECORD	PCT. RANK	GAMES	SCHEDULE	OF SCHEDULE	RPI	RPI	RPI	RPI
DIV. I ONLY	7- 8	183	6- 6	308	274	252	252	12	12	
DIV. I NON-CONF.	6- 7	181	5- 5	329	282	283	283	18	18	
TOTALS	RPI 1-25	RPI 26-50	W-L RECORDS	RPI 51-100	RPI 101-150	RPI 150+				
7- 8	0- 0	0- 1	OVERALL	0- 2	0- 1	7- 4				
4- 3	0- 0	0- 0	HOME	0- 1	0- 0	4- 2				
3- 5	0- 0	0- 1	AWAY	0- 1	0- 1	3- 2				
0- 0	0- 0	0- 0	NEUTRAL	0- 0	0- 0	0- 0				
6- 7	0- 0	0- 1	NON-CONFERENCE	0- 1	0- 1	6- 4				
3- 3	0- 0	0- 0	HOME	0- 1	0- 0	3- 2				
3- 4	0- 0	0- 1	AWAY	0- 0	0- 1	3- 2				
0- 0	0- 0	0- 0	NEUTRAL	0- 0	0- 0	0- 0				
1- 1	0- 0	0- 0	CONFERENCE	0- 1	0- 0	1- 0				
1- 0	0- 0	0- 0	HOME	0- 0	0- 0	1- 0				
0- 1	0- 0	0- 0	AWAY	0- 1	0- 0	0- 0				
0- 0	0- 0	0- 0	NEUTRAL	0- 0	0- 0	0- 0				

RPI 1-25				RPI 26-50				RPI 51-100				RPI 101+ Team's RPI: 252			
RPI	S	Opponent	Score	RPI	S	Opponent	Score	RPI	S	Opponent	Score	RPI	S	Opponent	Score
				43	A	Oklahoma St.	60 96	84	H	Oregon St.	57 63	143	A	Lamar	54 61
								88	A	UAB	45 60	162	A	Stephen F. Austin	64 68
												169	H	UALR	47 67
												196	H	SMU	56 54
												224	H	Texas St.	73 66
												236	H	Alcorn St.	74 57
												289	A	UTSA	71 46
												298	A	Valparaiso	54 46
												303	A	Prairie View	58 61
												314	H	A&M-Corpus Christi	61 64
												323	A	Chicago St.	77 50
												338	H	Houston Baptist	75 42
LAST 12 Division I GAMES:															
				196	H	SMU	56 54					289	A	UTSA	71 46
				88	A	UAB	45 60					162	A	Stephen F. Austin	64 68
				143	A	Lamar	54 61					224	H	Texas St.	73 66
				236	H	Alcorn St.	74 57					84	H	Oregon St.	57 63
				298	A	Valparaiso	54 46					314	H	A&M-Corpus Christi	61 64
				323	A	Chicago St.	77 50					169	H	UALR	47 67

Non-Div I Games:

Rice

Average RPI Win:	152	WON-LOST	WINNING	LAST 12	STRENGTH OF	OPP. STRENGTH	TEAM	ADJ.	CONF.	ADJ CONF.
Average RPI Loss:	58	RECORD	PCT. RANK	GAMES	SCHEDULE	OF SCHEDULE	RPI	RPI	RPI	RPI
DIV. I ONLY	12- 3	32	9- 3	68	57	39	39	9	9	
DIV. I NON-CONF.	12- 2	20	9- 2	72	73	36	36	8	8	
TOTALS	RPI 1-25	RPI 26-50	W-L RECORDS	RPI 51-100	RPI 101-150	RPI 150+				
12- 3	0- 0	2- 1	OVERALL	1- 2	3- 0	6- 0				
6- 2	0- 0	0- 1	HOME	1- 1	2- 0	3- 0				
5- 1	0- 0	1- 0	AWAY	0- 1	1- 0	3- 0				
1- 0	0- 0	1- 0	NEUTRAL	0- 0	0- 0	0- 0				
12- 2	0- 0	2- 1	NON-CONFERENCE	1- 1	3- 0	6- 0				
6- 1	0- 0	0- 1	HOME	1- 0	2- 0	3- 0				
5- 1	0- 0	1- 0	AWAY	0- 1	1- 0	3- 0				
1- 0	0- 0	1- 0	NEUTRAL	0- 0	0- 0	0- 0				
0- 1	0- 0	0- 0	CONFERENCE	0- 1	0- 0	0- 0				
0- 1	0- 0	0- 0	HOME	0- 1	0- 0	0- 0				
0- 0	0- 0	0- 0	AWAY	0- 0	0- 0	0- 0				
0- 0	0- 0	0- 0	NEUTRAL	0- 0	0- 0	0- 0				

RPI 1-25				RPI 26-50		Team's RPI: 39		RPI 51-100				RPI 101+			
RPI	S	Opponent	Score	RPI	S	Opponent	Score	RPI	S	Opponent	Score	RPI	S	Opponent	Score
				30	N	James Madison	74 66	66	H	Temple	55 56	105	A	VCU	78 77
				35	H	Virginia	56 69	72	A	Fla. Gulf Coast	67 81	108	H	Boston U.	72 60
				47	A	North Carolina St.	72 58	94	H	Hartford	69 56	123	H	William & Mary	77 57
												178	A	Lehigh	71 49
												195	H	Liberty	66 54
												208	A	Old Dominion	78 63
												209	A	Navy	56 39
												241	H	East Tenn. St.	66 39
												282	H	UNC Greensboro	75 60
LAST 12 Division I GAMES:															
				66	H	Temple	55 56	94	H	Hartford	69 56				
				178	A	Lehigh	71 49	195	H	Liberty	66 54				
				30	N	James Madison	74 66	47	A	North Carolina St.	72 58				
				241	H	East Tenn. St.	66 39	282	H	UNC Greensboro	75 60				
				72	A	Fla. Gulf Coast	67 81	35	H	Virginia	56 69				
				208	A	Old Dominion	78 63	105	A	VCU	78 77				

Non-Div I Games:

Richmond

Average RPI Win:	271	WON-LOST	WINNING	LAST 12	STRENGTH OF	OPP. STRENGTH	TEAM	ADJ.	CONF.	ADJ CONF.
Average RPI Loss:	82	RECORD	PCT. RANK	GAMES	SCHEDULE	OF SCHEDULE	RPI	RPI	RPI	RPI
DIV. I ONLY	9- 5	94	7- 5	268	204	159	159	22	22	
DIV. I NON-CONF.	8- 3	73	6- 3	277	246	163	163	21	21	
TOTALS	RPI 1-25	RPI 26-50	W-L RECORDS	RPI 51-100	RPI 101-150	RPI 150+				
9- 5	0- 2	0- 0	OVERALL	0- 1	0- 1	9- 1				
5- 2	0- 1	0- 0	HOME	0- 1	0- 0	5- 0				
4- 3	0- 1	0- 0	AWAY	0- 0	0- 1	4- 1				
0- 0	0- 0	0- 0	NEUTRAL	0- 0	0- 0	0- 0				
8- 3	0- 2	0- 0	NON-CONFERENCE	0- 0	0- 1	8- 0				
4- 1	0- 1	0- 0	HOME	0- 0	0- 0	4- 0				
4- 2	0- 1	0- 0	AWAY	0- 0	0- 1	4- 0				
0- 0	0- 0	0- 0	NEUTRAL	0- 0	0- 0	0- 0				
1- 2	0- 0	0- 0	CONFERENCE	0- 1	0- 0	1- 1				
1- 1	0- 0	0- 0	HOME	0- 1	0- 0	1- 0				
0- 1	0- 0	0- 0	AWAY	0- 0	0- 0	0- 1				
0- 0	0- 0	0- 0	NEUTRAL	0- 0	0- 0	0- 0				

RPI 1-25				RPI 26-50				RPI 51-100				RPI 101+ Team's RPI: 159			
RPI	S	Opponent	Score	RPI	S	Opponent	Score	RPI	S	Opponent	Score	RPI	S	Opponent	Score
11	H	Princeton	55 75					56	H	Marist	56 82	130	A	Penn	57 66
24	A	Georgetown	51 58									188	A	Manhattan	45 59
												221	A	Mt. St. Mary's	53 44
												225	A	Binghamton	66 56
												230	H	Lafayette	64 56
												246	H	Stony Brook	53 41
												253	H	Niagara	60 53
												265	H	Fairleigh Dickinson	69 68
												321	A	NJIT	60 50
												336	H	Bucknell	63 43
												340	A	St. Francis (NY)	68 48
LAST 12 Division I GAMES:															
56	H	Marist	56 82	221	A	Mt. St. Mary's	53 44								
253	H	Niagara	60 53	265	H	Fairleigh Dickinson	69 68								
188	A	Manhattan	45 59	225	A	Binghamton	66 56								
340	A	St. Francis (NY)	68 48	321	A	NJIT	60 50								
11	H	Princeton	55 75	246	H	Stony Brook	53 41								
130	A	Penn	57 66	24	A	Georgetown	51 58								

Non-Div I Games:

Rider

■ Loss,
 ■ Non-Conf,
 S Site,
 ■ Home
 ■ Away
 N Neutral

Average RPI Win: 225		WON-LOST	WINNING	LAST 12	STRENGTH OF		OPP. STRENGTH	TEAM	ADJ.	CONF.	ADJ CONF.
Average RPI Loss: 163		RECORD	PCT. RANK	GAMES	SCHEDULE		OF SCHEDULE	RPI	RPI	RPI	RPI
DIV. I ONLY		9- 5	94	7- 5	300		156	166	166	21	21
DIV. I NON-CONF.		6- 5	140	4- 5	307		111	177	177	22	22
TOTALS		RPI 1-25	RPI 26-50	W-L RECORDS		RPI 51-100	RPI 101-150	RPI 150+			
9- 5	0- 0		0- 1	OVERALL		1- 1	1- 0	7- 3			
6- 1	0- 0		0- 0	HOME		1- 1	1- 0	4- 0			
1- 4	0- 0		0- 1	AWAY		0- 0	0- 0	1- 3			
2- 0	0- 0		0- 0	NEUTRAL		0- 0	0- 0	2- 0			
6- 5	0- 0		0- 1	NON-CONFERENCE		1- 1	1- 0	4- 3			
4- 1	0- 0		0- 0	HOME		1- 1	1- 0	2- 0			
0- 4	0- 0		0- 1	AWAY		0- 0	0- 0	0- 3			
2- 0	0- 0		0- 0	NEUTRAL		0- 0	0- 0	2- 0			
3- 0	0- 0		0- 0	CONFERENCE		0- 0	0- 0	3- 0			
2- 0	0- 0		0- 0	HOME		0- 0	0- 0	2- 0			
1- 0	0- 0		0- 0	AWAY		0- 0	0- 0	1- 0			
0- 0	0- 0		0- 0	NEUTRAL		0- 0	0- 0	0- 0			

RPI 1-25				RPI 26-50				RPI 51-100				RPI 101+				Team's RPI: 166	
RPI	S	Opponent	Score	RPI	S	Opponent	Score	RPI	S	Opponent	Score	RPI	S	Opponent	Score		
				44	A	Duquesne	63 66	58	H	Miami (OH)	50 61	133	H	Coppin St.	62 47		
								99	H	Central Mich.	64 55	178	A	Lehigh	54 68		
												201	H	Akron	85 78		
												226	N	Elon	69 65		
												229	A	Central Conn. St.	86 72		
												235	H	Monmouth	57 54		
												246	A	Stony Brook	40 42		
												265	H	Fairleigh Dickinson	79 50		
												290	A	Morehead St.	69 75		
												317	N	Delaware St.	75 67		
												320	H	Kent St.	78 44		
LAST 12 Division I GAMES:																	
				229	A	Central Conn. St.	86 72	201	H	Akron	85 78						
				58	H	Miami (OH)	50 61	290	A	Morehead St.	69 75						
				44	A	Duquesne	63 66	178	A	Lehigh	54 68						
				226	N	Elon	69 65	265	H	Fairleigh Dickinson	79 50						
				246	A	Stony Brook	40 42	235	H	Monmouth	57 54						
				99	H	Central Mich.	64 55	317	N	Delaware St.	75 67						

Non-Div I Games:

Robert Morris

Loss, Non-Conf, S Site, H Home A Away N Neutral

REGULAR SEASON				THROUGH GAMES OF SUNDAY, JANUARY 6, 2013						
Average RPI Win:	115	WON-LOST	WINNING	LAST 12	STRENGTH OF	OPP. STRENGTH	TEAM	ADJ.	CONF.	ADJ CONF.
Average RPI Loss:	12	RECORD	PCT. RANK	GAMES	SCHEDULE	OF SCHEDULE	RPI	RPI	RPI	RPI
DIV. I ONLY	13- 2	14	10- 2	18	15	10	10	2	2	
DIV. I NON-CONF.	11- 2	23	8- 2	23	8	10	10	2	2	
<hr/>										
TOTALS	RPI 1-25	RPI 26-50		W-L RECORDS		RPI 51-100	RPI 101-150	RPI 150+		
13- 2	1- 2	2- 0		OVERALL		3- 0	2- 0	5- 0		
8- 1	0- 1	1- 0		HOME		2- 0	1- 0	4- 0		
2- 1	0- 1	0- 0		AWAY		0- 0	1- 0	1- 0		
3- 0	1- 0	1- 0		NEUTRAL		1- 0	0- 0	0- 0		
11- 2	1- 2	2- 0		NON-CONFERENCE		2- 0	1- 0	5- 0		
6- 1	0- 1	1- 0		HOME		1- 0	0- 0	4- 0		
2- 1	0- 1	0- 0		AWAY		0- 0	1- 0	1- 0		
3- 0	1- 0	1- 0		NEUTRAL		1- 0	0- 0	0- 0		
2- 0	0- 0	0- 0		CONFERENCE		1- 0	1- 0	0- 0		
2- 0	0- 0	0- 0		HOME		1- 0	1- 0	0- 0		
0- 0	0- 0	0- 0		AWAY		0- 0	0- 0	0- 0		
0- 0	0- 0	0- 0		NEUTRAL		0- 0	0- 0	0- 0		

RPI	S	Opponent	Score	RPI	S	Opponent	Score	RPI	S	Opponent	Score	RPI	S	Opponent	Score
1	H	Tennessee	61 67	33	N	Florida	63 49	66	H	Temple	71 50	103	H	Cincinnati	58 47
13	N	Georgia Tech	59 40	48	H	California	73 70	79	N	Arizona St.	59 52	127	A	La Salle	61 48
23	A	Miami (FL)	81 92					87	H	Syracuse	55 44	172	H	Fordham	68 48
												175	H	Iona	62 29
												178	H	Lehigh	68 40
												192	H	Boston College	74 58
												222	A	George Washington	75 54
LAST 12 Division I GAMES:															
103	H	Cincinnati	58 47	175	H	Iona	62 29	1	H	Tennessee	61 67				
87	H	Syracuse	55 44					172	H	Fordham	68 48				
222	A	George Washington	75 54	23	A	Miami (FL)	81 92	33	N	Florida	63 49				
79	N	Arizona St.	59 52					66	H	Temple	71 50				
13	N	Georgia Tech	59 40												
178	H	Lehigh	68 40												

Non-Div I Games:

Rutgers

S.C. Upstate

Through Games Of Sunday, January 8, 2012

Average RPI Win:	326	WON-LOST	WINNING	LAST 12	STRENGTH OF	OPP. STRENGTH	TEAM	ADJ.	CONF.	ADJ CONF.
Average RPI Loss:	174	RECORD	PCT. RANK	GAMES	SCHEDULE	OF SCHEDULE	RPI	RPI	RPI	RPI
DIV. I ONLY	1- 13	334	1- 11	121	299	300	300	30	30	
DIV. I NON-CONF.	1- 9	322	1- 7	135	301	307	307	29	29	
TOTALS	RPI 1-25	RPI 26-50	W-L RECORDS	RPI 51-100	RPI 101-150	RPI 150+				
1- 13	0- 1	0- 1	OVERALL	0- 2	0- 2	1- 7				
0- 4	0- 0	0- 0	HOME	0- 0	0- 0	0- 4				
1- 9	0- 1	0- 1	AWAY	0- 2	0- 2	1- 3				
0- 0	0- 0	0- 0	NEUTRAL	0- 0	0- 0	0- 0				
1- 9	0- 1	0- 1	NON-CONFERENCE	0- 0	0- 2	1- 5				
0- 3	0- 0	0- 0	HOME	0- 0	0- 0	0- 3				
1- 6	0- 1	0- 1	AWAY	0- 0	0- 2	1- 2				
0- 0	0- 0	0- 0	NEUTRAL	0- 0	0- 0	0- 0				
0- 4	0- 0	0- 0	CONFERENCE	0- 2	0- 0	0- 2				
0- 1	0- 0	0- 0	HOME	0- 0	0- 0	0- 1				
0- 3	0- 0	0- 0	AWAY	0- 2	0- 0	0- 1				
0- 0	0- 0	0- 0	NEUTRAL	0- 0	0- 0	0- 0				

RPI 1-25				RPI 26-50				RPI 51-100				RPI 101+ Team's RPI: 300			
RPI	S	Opponent	Score	RPI	S	Opponent	Score	RPI	S	Opponent	Score	RPI	S	Opponent	Score
12	A	Duke	35 93	40	A	Vanderbilt	42 88	72	A	Fla. Gulf Coast	53 77	128	A	Auburn	34 75
								89	A	Stetson	54 69	129	A	North Carolina	34 91
												241	A	East Tenn. St.	64 67
												244	A	Radford	52 85
												247	H	Presbyterian	64 72
												249	H	Western Caro.	58 63
												256	H	Kennesaw St.	63 74
												278	A	Coastal Caro.	56 61
												280	H	Norfolk St.	81 94
												326	A	UNC Asheville	73 66
LAST 12 Division I GAMES:															
256	H	Kennesaw St.	63 74	278	A	Coastal Caro.	56 61	72	A	Fla. Gulf Coast	53 77				
241	A	East Tenn. St.	64 67	89	A	Stetson	54 69	12	A	Duke	35 93				
249	H	Western Caro.	58 63	128	A	Auburn	34 75	247	H	Presbyterian	64 72				
128	A	Auburn	34 75	280	H	Norfolk St.	81 94	326	A	UNC Asheville	73 66				
280	H	Norfolk St.	81 94	244	A	Radford	52 85								
244	A	Radford	52 85												

Non-Div I Games: North Greenville 57 75

S.C. Upstate

Loss, Non-Conf, S Site, H Home A Away N Neutral

Average RPI Win:	258	WON-LOST	WINNING	LAST 12	STRENGTH OF	OPP. STRENGTH	TEAM	ADJ.	CONF.	ADJ CONF.
Average RPI Loss:	113	RECORD	PCT. RANK	GAMES	SCHEDULE	OF SCHEDULE	RPI	RPI	RPI	RPI
DIV. I ONLY	8- 6	128	6- 6	253	147	167	167	32	32	
DIV. I NON-CONF.	6- 5	140	4- 5	204	85	141	141	31	31	
TOTALS	RPI 1-25	RPI 26-50	W-L RECORDS	RPI 51-100	RPI 101-150	RPI 150+				
8- 6	0- 2	0- 0	OVERALL	0- 0	0- 3	8- 1				
5- 1	0- 0	0- 0	HOME	0- 0	0- 1	5- 0				
2- 4	0- 1	0- 0	AWAY	0- 0	0- 2	2- 1				
1- 1	0- 1	0- 0	NEUTRAL	0- 0	0- 0	1- 0				
6- 5	0- 2	0- 0	NON-CONFERENCE	0- 0	0- 2	6- 1				
3- 1	0- 0	0- 0	HOME	0- 0	0- 1	3- 0				
2- 3	0- 1	0- 0	AWAY	0- 0	0- 1	2- 1				
1- 1	0- 1	0- 0	NEUTRAL	0- 0	0- 0	1- 0				
2- 1	0- 0	0- 0	CONFERENCE	0- 0	0- 1	2- 0				
2- 0	0- 0	0- 0	HOME	0- 0	0- 0	2- 0				
0- 1	0- 0	0- 0	AWAY	0- 0	0- 1	0- 0				
0- 0	0- 0	0- 0	NEUTRAL	0- 0	0- 0	0- 0				

RPI 1-25				RPI 26-50				RPI 51-100				RPI 101+ Team's RPI: 167			
RPI	S	Opponent	Score	RPI	S	Opponent	Score	RPI	S	Opponent	Score	RPI	S	Opponent	Score
13	N	Georgia Tech	38 80									106	A	Pacific	68 78
19	A	DePaul	65 75									120	A	UT Martin	59 91
												134	H	Bradley	60 66
												155	H	Ill.-Chicago	63 57
												171	N	Georgia St.	63 49
												257	A	IPFW	72 57
												258	H	Ball St.	68 56
												283	H	Tennessee Tech	62 54
												285	A	Sacramento St.	66 80
												298	H	Valparaiso	67 64
												301	A	Southern Ill.	70 60
												341	H	Jacksonville St.	79 39
LAST 12 Division I GAMES:															
120	A	UT Martin	59 91	171	N	Georgia St.	63 49								
283	H	Tennessee Tech	62 54	13	N	Georgia Tech	38 80								
341	H	Jacksonville St.	79 39	257	A	IPFW	72 57								
106	A	Pacific	68 78	19	A	DePaul	65 75								
285	A	Sacramento St.	66 80	134	H	Bradley	60 66								
155	H	Ill.-Chicago	63 57	301	A	Southern Ill.	70 60								

Non-Div I Games:

SIU Edwardsville

SMUSMU

SMU

Page 238

Average RPI Win: 240		WON-LOST	WINNING	LAST 12	STRENGTH OF	OPP. STRENGTH	TEAM	ADJ.	CONF.	ADJ CONF.
Average RPI Loss: 172		RECORD	PCT. RANK	GAMES	SCHEDULE	OF SCHEDULE	RPI	RPI	RPI	RPI
DIV. I ONLY		6- 9	217	5- 6	278	214	285	285	19	19
DIV. I NON-CONF.		4- 8	238	3- 5	246	201	270	270	19	19
TOTALS	RPI 1-25		RPI 26-50		W-L RECORDS	RPI 51-100	RPI 101-150		RPI 150+	
6- 9	0- 0		0- 2		OVERALL	0- 0	1- 2		5- 5	
6- 2	0- 0		0- 0		HOME	0- 0	1- 0		5- 2	
0- 7	0- 0		0- 2		AWAY	0- 0	0- 2		0- 3	
0- 0	0- 0		0- 0		NEUTRAL	0- 0	0- 0		0- 0	
4- 8	0- 0		0- 2		NON-CONFERENCE	0- 0	1- 1		3- 5	
4- 2	0- 0		0- 0		HOME	0- 0	1- 0		3- 2	
0- 6	0- 0		0- 2		AWAY	0- 0	0- 1		0- 3	
0- 0	0- 0		0- 0		NEUTRAL	0- 0	0- 0		0- 0	
2- 1	0- 0		0- 0		CONFERENCE	0- 0	0- 1		2- 0	
2- 0	0- 0		0- 0		HOME	0- 0	0- 0		2- 0	
0- 1	0- 0		0- 0		AWAY	0- 0	0- 1		0- 0	
0- 0	0- 0		0- 0		NEUTRAL	0- 0	0- 0		0- 0	

RPI 1-25				RPI 26-50				RPI 51-100				RPI 101+ Team's RPI: 285			
RPI	S	Opponent	Score	RPI	S	Opponent	Score	RPI	S	Opponent	Score	RPI	S	Opponent	Score
				45	A	Oklahoma	55 117					107	A	UC Davis	57 68
				48	A	California	61 85					121	H	Eastern Ill.	89 85
												149	A	Northern Colo.	58 68
												167	H	SIU Edwardsville	80 66
												170	H	Santa Clara	76 96
												219	H	Cal St. Fullerton	64 81
												255	H	Long Beach St.	74 67
												264	A	UC Irvine	75 81
												272	H	CSU Bakersfield	87 84
												273	A	San Francisco	71 86
												275	A	Loyola Marymount	73 86
												292	H	Northern Ariz.	91 85
												332	H	Weber St.	78 60
LAST 12 Division I GAMES:															
				149	A	Northern Colo.	58 68	170	H	Santa Clara	76 96				
				332	H	Weber St.	78 60	272	H	CSU Bakersfield	87 84				
				292	H	Northern Ariz.	91 85	273	A	San Francisco	71 86				
				121	H	Eastern Ill.	89 85	264	A	UC Irvine	75 81				
				167	H	SIU Edwardsville	80 66	275	A	Loyola Marymount	73 86				
				255	H	Long Beach St.	74 67	107	A	UC Davis	57 68				

Non-Div I Games:	Fresno Pacific	98	87
------------------	----------------	----	----

Sacramento St.

Loss, Non-Conf, S Site, H Home A Away N Neutral

Sacred Heart

Through Games Of Sunday, January 8, 2012

Average RPI Win:	229	WON-LOST	WINNING	LAST 12	STRENGTH OF	OPP. STRENGTH	TEAM	ADJ.	CONF.	ADJ CONF.
Average RPI Loss:	94	RECORD	PCT. RANK	GAMES	SCHEDULE	OF SCHEDULE	RPI	RPI	RPI	RPI
DIV. I ONLY	10- 4	63	8- 4	223	217	82	82	21	21	
DIV. I NON-CONF.	7- 4	100	5- 4	309	223	132	132	22	22	
TOTALS	RPI 1-25	RPI 26-50	W-L RECORDS	RPI 51-100	RPI 101-150	RPI 150+				
10- 4	0- 0	0- 2	OVERALL	2- 0	0- 1	8- 1				
5- 0	0- 0	0- 0	HOME	1- 0	0- 0	4- 0				
5- 4	0- 0	0- 2	AWAY	1- 0	0- 1	4- 1				
0- 0	0- 0	0- 0	NEUTRAL	0- 0	0- 0	0- 0				
7- 4	0- 0	0- 2	NON-CONFERENCE	0- 0	0- 1	7- 1				
4- 0	0- 0	0- 0	HOME	0- 0	0- 0	4- 0				
3- 4	0- 0	0- 2	AWAY	0- 0	0- 1	3- 1				
0- 0	0- 0	0- 0	NEUTRAL	0- 0	0- 0	0- 0				
3- 0	0- 0	0- 0	CONFERENCE	2- 0	0- 0	1- 0				
1- 0	0- 0	0- 0	HOME	1- 0	0- 0	0- 0				
2- 0	0- 0	0- 0	AWAY	1- 0	0- 0	1- 0				
0- 0	0- 0	0- 0	NEUTRAL	0- 0	0- 0	0- 0				

RPI 1-25				RPI 26-50				RPI 51-100				Team's RPI: 82	RPI 101+			
RPI	S	Opponent	Score	RPI	S	Opponent	Score	RPI	S	Opponent	Score		RPI	S	Opponent	Score
				38	A	Saint Joseph's	54 63	76	H	LIU Brooklyn	74 59		110	A	Albany (NY)	54 64
				41	A	St. Bonaventure	63 67	78	A	Quinnipiac	74 65		178	H	Lehigh	68 51
													185	H	Cal Poly	89 69
													188	A	Manhattan	50 62
													229	A	Central Conn. St.	53 40
													246	H	Stony Brook	55 33
													309	A	Colgate	78 51
													327	A	Siena	62 45
													328	H	Columbia	60 42
													334	A	Saint Peter's	80 55
LAST 12 Division I GAMES:																
				76	H	LIU Brooklyn	74 59	110	A	Albany (NY)	54 64					
				41	A	St. Bonaventure	63 67	185	H	Cal Poly	89 69					
				188	A	Manhattan	50 62	334	A	Saint Peter's	80 55					
				38	A	Saint Joseph's	54 63	78	A	Quinnipiac	74 65					
				309	A	Colgate	78 51	229	A	Central Conn. St.	53 40					
				178	H	Lehigh	68 51	246	H	Stony Brook	55 33					

Non-Div I Games:

Sacred Heart

■ Loss,
 ■ Non-Conf,
 ■ S Site,
 ■ H Home
 ■ A Away
 N Neutral

Average RPI Win:	234	WON-LOST	WINNING	LAST 12	STRENGTH OF	OPP. STRENGTH	TEAM	ADJ.	CONF.	ADJ CONF.
Average RPI Loss:	117	RECORD	PCT. RANK	GAMES	SCHEDULE	OF SCHEDULE	RPI	RPI	RPI	RPI
DIV. I ONLY	5- 9	235	5- 7	112	194	186	186	21	21	
DIV. I NON-CONF.	3- 8	268	3- 6	105	115	181	181	22	22	
TOTALS	RPI 1-25	RPI 26-50	W-L RECORDS	RPI 51-100	RPI 101-150	RPI 150+				
5- 9	0- 0	0- 4	OVERALL	0- 1	1- 1	4- 3				
3- 2	0- 0	0- 2	HOME	0- 0	0- 0	3- 0				
2- 6	0- 0	0- 2	AWAY	0- 1	1- 1	1- 2				
0- 1	0- 0	0- 0	NEUTRAL	0- 0	0- 0	0- 1				
3- 8	0- 0	0- 4	NON-CONFERENCE	0- 1	1- 1	2- 2				
1- 2	0- 0	0- 2	HOME	0- 0	0- 0	1- 0				
2- 5	0- 0	0- 2	AWAY	0- 1	1- 1	1- 1				
0- 1	0- 0	0- 0	NEUTRAL	0- 0	0- 0	0- 1				
2- 1	0- 0	0- 0	CONFERENCE	0- 0	0- 0	2- 1				
2- 0	0- 0	0- 0	HOME	0- 0	0- 0	2- 0				
0- 1	0- 0	0- 0	AWAY	0- 0	0- 0	0- 1				
0- 0	0- 0	0- 0	NEUTRAL	0- 0	0- 0	0- 0				

RPI S	Opponent	Score	RPI S	Opponent	Score	RPI S	Opponent	Score	RPI S	Opponent	Score	Team's RPI: 186
27	A Gonzaga	50 92	87	A Syracuse	45 88	133	A Coppin St.	69 67				
38	A Saint Joseph's	53 83				145	A Pittsburgh	50 78				
42	H Towson	53 59				168	A Seattle	70 74				
44	H Duquesne	70 74				201	A Akron	80 79				
						203	A Bryant	52 57				
						235	H Monmouth	82 69				
						265	H Fairleigh Dickinson	69 56				
						297	N Saint Louis	63 66				
						336	H Bucknell	70 53				
LAST 12 Division I GAMES:												
203	A Bryant	52 57	168	A Seattle	70 74							
27	A Gonzaga	50 92	133	A Coppin St.	69 67							
297	N Saint Louis	63 66	38	A Saint Joseph's	53 83							
336	H Bucknell	70 53	42	H Towson	53 59							
201	A Akron	80 79	235	H Monmouth	82 69							
87	A Syracuse	45 88	265	H Fairleigh Dickinson	69 56							

Non-Div I Games:

Saint Francis (PA)

Saint Joseph's

Through Games Of Sunday, January 8, 2012

Average RPI Win:	155	WON-LOST	WINNING	LAST 12	STRENGTH OF	OPP. STRENGTH	TEAM	ADJ.	CONF.	ADJ CONF.
Average RPI Loss:	68	RECORD	PCT. RANK	GAMES	SCHEDULE	OF SCHEDULE	RPI	RPI	RPI	RPI
DIV. I ONLY	10- 4	63	9- 3	88	21	38	38	9	9	
DIV. I NON-CONF.	9- 4	90	8- 3	78	16	29	29	8	8	
TOTALS	RPI 1-25	RPI 26-50	W-L RECORDS	RPI 51-100	RPI 101-150	RPI 150+				
10- 4	0- 3	0- 0	OVERALL	4- 0	0- 0	6- 1				
6- 0	0- 0	0- 0	HOME	3- 0	0- 0	3- 0				
3- 4	0- 3	0- 0	AWAY	1- 0	0- 0	2- 1				
1- 0	0- 0	0- 0	NEUTRAL	0- 0	0- 0	1- 0				
9- 4	0- 3	0- 0	NON-CONFERENCE	4- 0	0- 0	5- 1				
6- 0	0- 0	0- 0	HOME	3- 0	0- 0	3- 0				
2- 4	0- 3	0- 0	AWAY	1- 0	0- 0	1- 1				
1- 0	0- 0	0- 0	NEUTRAL	0- 0	0- 0	1- 0				
1- 0	0- 0	0- 0	CONFERENCE	0- 0	0- 0	1- 0				
0- 0	0- 0	0- 0	HOME	0- 0	0- 0	0- 0				
1- 0	0- 0	0- 0	AWAY	0- 0	0- 0	1- 0				
0- 0	0- 0	0- 0	NEUTRAL	0- 0	0- 0	0- 0				

RPI 1-25				RPI 26-50				RPI 51-100				RPI 101+			
RPI	S	Opponent	Score	RPI	S	Opponent	Score	RPI	S	Opponent	Score	RPI	S	Opponent	Score
6	A	Maryland	71 94					53	H	UCLA	64 60	178	H	Lehigh	66 48
11	A	Princeton	62 79					74	H	Drexel	59 50	186	H	Saint Francis (PA)	83 53
16	A	Villanova	46 52					78	A	Quinnipiac	71 54	192	H	Boston College	74 57
								82	H	Sacred Heart	63 54	228	A	Massachusetts	86 58
												230	A	Lafayette	65 57
												238	A	Vermont	67 80
												250	N	Dartmouth	85 48
LAST 12 Division I GAMES:															
228	A	Massachusetts	86 58	53	H	UCLA	64 60	186	H	Saint Francis (PA)	83 53	16	A	Villanova	46 52
78	A	Quinnipiac	71 54	230	A	Lafayette	65 57	74	H	Drexel	59 50	6	A	Maryland	71 94
192	H	Boston College	74 57	82	H	Sacred Heart	63 54	238	A	Vermont	67 80	250	N	Dartmouth	85 48
6	A	Maryland	71 94												
238	A	Vermont	67 80												
250	N	Dartmouth	85 48												

Non-Div I Games:

Saint Joseph's

■ Loss,
 ■ Non-Conf,
 ■ S Site,
 ■ H Home
 ■ A Away
 N Neutral

Saint Louis

Through Games Of Sunday, January 8, 2012

Average RPI Win:	266	WON-LOST	WINNING	LAST 12	STRENGTH OF	OPP. STRENGTH	TEAM	ADJ.	CONF.	ADJ CONF.
Average RPI Loss:	139	RECORD	PCT. RANK	GAMES	SCHEDULE	OF SCHEDULE	RPI	RPI	RPI	RPI
DIV. I ONLY	4- 10	269	3- 7	246	227	297	297	9	9	
DIV. I NON-CONF.	4- 9	256	3- 6	247	248	301	301	8	8	
TOTALS	RPI 1-25	RPI 26-50	W-L RECORDS	RPI 51-100	RPI 101-150	RPI 150+				
4- 10	0- 0	0- 0	OVERALL	0- 1	0- 7	4- 2				
2- 5	0- 0	0- 0	HOME	0- 1	0- 4	2- 0				
1- 4	0- 0	0- 0	AWAY	0- 0	0- 2	1- 2				
1- 1	0- 0	0- 0	NEUTRAL	0- 0	0- 1	1- 0				
4- 9	0- 0	0- 0	NON-CONFERENCE	0- 1	0- 6	4- 2				
2- 4	0- 0	0- 0	HOME	0- 1	0- 3	2- 0				
1- 4	0- 0	0- 0	AWAY	0- 0	0- 2	1- 2				
1- 1	0- 0	0- 0	NEUTRAL	0- 0	0- 1	1- 0				
0- 1	0- 0	0- 0	CONFERENCE	0- 0	0- 1	0- 0				
0- 1	0- 0	0- 0	HOME	0- 0	0- 1	0- 0				
0- 0	0- 0	0- 0	AWAY	0- 0	0- 0	0- 0				
0- 0	0- 0	0- 0	NEUTRAL	0- 0	0- 0	0- 0				

RPI 1-25				RPI 26-50				RPI 51-100				RPI 101+				Team's RPI: 297	
RPI	S	Opponent	Score	RPI	S	Opponent	Score	RPI	S	Opponent	Score	RPI	S	Opponent	Score		
								61	H	Missouri	56	68	101	A	Memphis	60	63
												115	N	Eastern Mich.	55	66	
												118	H	UMKC	67	70	
												120	H	UT Martin	55	70	
												127	H	La Salle	52	53	
												132	A	Wisconsin	46	48	
												144	H	Drake	60	62	
												155	A	Ill.-Chicago	60	68	
												186	N	Saint Francis (PA)	66	63	
												232	A	Fla. Atlantic	70	63	
												319	A	Murray St.	64	78	
												319	H	Murray St.	59	49	
												325	H	Southeast Mo. St.	54	45	
LAST 12 Division I GAMES:																	
				127	H	La Salle	52	53		118	H	UMKC	67	70			
				186	N	Saint Francis (PA)	66	63		144	H	Drake	60	62			
				115	N	Eastern Mich.	55	66		232	A	Fla. Atlantic	70	63			
				120	H	UT Martin	55	70		132	A	Wisconsin	46	48			
				155	A	Ill.-Chicago	60	68		319	A	Murray St.	64	78			
				61	H	Missouri	56	68		319	H	Murray St.	59	49			

Non-Div I Games: Mo.-St. Louis 73 51 Neb. Omaha 81 54

Saint Louis

Loss, Non-Conf, S Site, H Home A Away N Neutral

Saint Peter's

Through Games Of Sunday, January 8, 2012

Average RPI Win:	0	WON-LOST	WINNING	LAST 12	STRENGTH OF	OPP. STRENGTH	TEAM	ADJ.	CONF.	ADJ CONF.
Average RPI Loss:	186	RECORD	PCT. RANK	GAMES	SCHEDULE	OF SCHEDULE	RPI	RPI	RPI	RPI
DIV. I ONLY	0- 14	339	0- 12	233	287	334	334	22	22	
DIV. I NON-CONF.	0- 11	337	0- 9	283	292	340	340	21	21	
TOTALS	RPI 1-25	RPI 26-50	W-L RECORDS	RPI 51-100	RPI 101-150	RPI 150+				
0- 14	0- 0	0- 1	OVERALL	0- 2	0- 2	0- 9				
0- 7	0- 0	0- 1	HOME	0- 2	0- 2	0- 2				
0- 7	0- 0	0- 0	AWAY	0- 0	0- 0	0- 6				
0- 0	0- 0	0- 0	NEUTRAL	0- 0	0- 0	0- 0				
0- 11	0- 0	0- 1	NON-CONFERENCE	0- 1	0- 1	0- 8				
0- 5	0- 0	0- 1	HOME	0- 1	0- 1	0- 2				
0- 6	0- 0	0- 0	AWAY	0- 0	0- 0	0- 6				
0- 0	0- 0	0- 0	NEUTRAL	0- 0	0- 0	0- 0				
0- 3	0- 0	0- 0	CONFERENCE	0- 1	0- 1	0- 1				
0- 2	0- 0	0- 0	HOME	0- 1	0- 1	0- 0				
0- 1	0- 0	0- 0	AWAY	0- 0	0- 0	0- 1				
0- 0	0- 0	0- 0	NEUTRAL	0- 0	0- 0	0- 0				

RPI	S	Opponent	Score	RPI	S	Opponent	Score	RPI	S	Opponent	Score	RPI	S	Opponent	Score	Team's RPI: 334
28	H	Hofstra	52 66	56	H	Marist	54 56	113	H	South Fla.	52 68	116	H	Fairfield	47 59	
				82	H	Sacred Heart	55 80	178	A	Lehigh	48 64	201	A	Akron	50 87	
								217	A	Canisius	54 59	225	H	Binghamton	63 70	
								230	H	Lafayette	50 59	235	A	Monmouth	64 73	
								265	A	Fairleigh Dickinson	46 55	321	A	NJIT	59 66	
								336	A	Bucknell	35 46					
LAST 12 Division I GAMES:																
217	A	Canisius	54 59	113	H	South Fla.	52 68									
116	H	Fairfield	47 59	225	H	Binghamton	63 70									
56	H	Marist	54 56	321	A	NJIT	59 66									
201	A	Akron	50 87	28	H	Hofstra	52 66									
265	A	Fairleigh Dickinson	46 55	235	A	Monmouth	64 73									
230	H	Lafayette	50 59	82	H	Sacred Heart	55 80									

Non-Div I Games:

Saint Peter's

 Loss,
 Non-Conf,
 S Site,
 H Home
 A Away
N Neutral

Average RPI Win:	249	WON-LOST	WINNING	LAST 12	STRENGTH OF	OPP. STRENGTH	TEAM	ADJ.	CONF.	ADJ CONF.
Average RPI Loss:	97	RECORD	PCT. RANK	GAMES	SCHEDULE	OF SCHEDULE	RPI	RPI	RPI	RPI
DIV. I ONLY	4- 6	217	4- 6	131	137	135	135	25	25	
DIV. I NON-CONF.	3- 6	238	3- 6	97	127	116	116	25	25	
TOTALS	RPI 1-25	RPI 26-50	W-L RECORDS	RPI 51-100	RPI 101-150	RPI 150+				
4- 6	0- 0	0- 3	OVERALL	0- 1	0- 0	4- 2				
2- 0	0- 0	0- 0	HOME	0- 0	0- 0	2- 0				
2- 6	0- 0	0- 3	AWAY	0- 1	0- 0	2- 2				
0- 0	0- 0	0- 0	NEUTRAL	0- 0	0- 0	0- 0				
3- 6	0- 0	0- 3	NON-CONFERENCE	0- 1	0- 0	3- 2				
2- 0	0- 0	0- 0	HOME	0- 0	0- 0	2- 0				
1- 6	0- 0	0- 3	AWAY	0- 1	0- 0	1- 2				
0- 0	0- 0	0- 0	NEUTRAL	0- 0	0- 0	0- 0				
1- 0	0- 0	0- 0	CONFERENCE	0- 0	0- 0	1- 0				
0- 0	0- 0	0- 0	HOME	0- 0	0- 0	0- 0				
1- 0	0- 0	0- 0	AWAY	0- 0	0- 0	1- 0				
0- 0	0- 0	0- 0	NEUTRAL	0- 0	0- 0	0- 0				

RPI	S	Opponent	Score	RPI	S	Opponent	Score	RPI	S	Opponent	Score	RPI	S	Opponent	Score	Team's RPI: 135
29	A	Kentucky	52 73	61	A	Missouri	48 66	164	H	South Ala.	53 50	202	A	Grambling	52 64	
36	A	Kansas	59 87					205	H	Tex.-Pan American	64 56	214	A	TCU	49 60	
40	A	Vanderbilt	56 79					289	A	UTSA	63 50	338	A	Houston Baptist	69 51	
LAST 12 Division I GAMES:																
289	A	UTSA	63 50	36	A	Kansas	59 87	164	H	South Ala.	53 50	214	A	TCU	49 60	
338	A	Houston Baptist	69 51	61	H	South Ala.	53 50	202	A	Grambling	52 64	205	H	Tex.-Pan American	64 56	
61	A	Missouri	48 66	29	A	Kentucky	52 73									
40	A	Vanderbilt	56 79													

Non-Div I Games: Mary Hardin-Baylor 87 53 Texas-Tyler 94 74

Sam Houston St.

Loss, Non-Conf, S Site, H Home A Away N Neutral

Average RPI Win:	276	WON-LOST	WINNING	LAST 12	STRENGTH OF	OPP. STRENGTH	TEAM	ADJ.	CONF.	ADJ CONF.
Average RPI Loss:	131	RECORD	PCT. RANK	GAMES	SCHEDULE	OF SCHEDULE	RPI	RPI	RPI	RPI
DIV. I ONLY	7- 6	151	6- 6	313	143	179	179	16	16	
DIV. I NON-CONF.	5- 4	135	4- 4	233	167	148	148	14	14	
TOTALS	RPI 1-25	RPI 26-50	W-L RECORDS	RPI 51-100	RPI 101-150	RPI 150+				
7- 6	0- 1	0- 2	OVERALL	0- 0	0- 0	7- 3				
3- 0	0- 0	0- 0	HOME	0- 0	0- 0	3- 0				
2- 5	0- 1	0- 2	AWAY	0- 0	0- 0	2- 2				
2- 1	0- 0	0- 0	NEUTRAL	0- 0	0- 0	2- 1				
5- 4	0- 1	0- 2	NON-CONFERENCE	0- 0	0- 0	5- 1				
2- 0	0- 0	0- 0	HOME	0- 0	0- 0	2- 0				
1- 3	0- 1	0- 2	AWAY	0- 0	0- 0	1- 0				
2- 1	0- 0	0- 0	NEUTRAL	0- 0	0- 0	2- 1				
2- 2	0- 0	0- 0	CONFERENCE	0- 0	0- 0	2- 2				
1- 0	0- 0	0- 0	HOME	0- 0	0- 0	1- 0				
1- 2	0- 0	0- 0	AWAY	0- 0	0- 0	1- 2				
0- 0	0- 0	0- 0	NEUTRAL	0- 0	0- 0	0- 0				

RPI 1-25				RPI 26-50				RPI 51-100				RPI 101+ Team's RPI: 179			
RPI	S	Opponent	Score	RPI	S	Opponent	Score	RPI	S	Opponent	Score	RPI	S	Opponent	Score
19	A	DePaul	57 86	29	A	Kentucky	61 90					198	N	Western Ky.	57 58
				33	A	Florida	56 81					215	N	Montana	59 45
												226	A	Elon	44 69
												227	A	Ga. Southern	53 47
												249	H	Western Caro.	64 61
												282	A	UNC Greensboro	53 61
												283	H	Tennessee Tech	61 55
												291	A	Alabama St.	62 51
												325	N	Southeast Mo. St.	63 58
												341	H	Jacksonville St.	73 40
LAST 12 Division I GAMES:															
227	A	Ga. Southern	53 47	226	A	Elon	44 69								
33	A	Florida	56 81	282	A	UNC Greensboro	53 61								
29	A	Kentucky	61 90	341	H	Jacksonville St.	73 40								
249	H	Western Caro.	64 61	325	N	Southeast Mo. St.	63 58								
283	H	Tennessee Tech	61 55	198	N	Western Ky.	57 58								
19	A	DePaul	57 86	291	A	Alabama St.	62 51								

Non-Div I Games:

Samford

■ Loss,
■ Non-Conf,
■ S Site,
■ H Home
■ A Away
N Neutral

Average RPI Win:	202	WON-LOST	WINNING	LAST 12	STRENGTH OF	OPP. STRENGTH	TEAM	ADJ.	CONF.	ADJ CONF.
Average RPI Loss:	113	RECORD	PCT. RANK	GAMES	SCHEDULE	OF SCHEDULE	RPI	RPI	RPI	RPI
DIV. I ONLY	9- 3	51	9- 3	171	208	77	77	8	8	
DIV. I NON-CONF.	8- 3	73	8- 3	198	239	87	87	9	9	
TOTALS	RPI 1-25	RPI 26-50	W-L RECORDS	RPI 51-100	RPI 101-150	RPI 150+				
9- 3	0- 1	0- 0	OVERALL	1- 0	2- 1	6- 1				
5- 1	0- 1	0- 0	HOME	0- 0	1- 0	4- 0				
4- 2	0- 0	0- 0	AWAY	1- 0	1- 1	2- 1				
0- 0	0- 0	0- 0	NEUTRAL	0- 0	0- 0	0- 0				
8- 3	0- 1	0- 0	NON-CONFERENCE	0- 0	2- 1	6- 1				
5- 1	0- 1	0- 0	HOME	0- 0	1- 0	4- 0				
3- 2	0- 0	0- 0	AWAY	0- 0	1- 1	2- 1				
0- 0	0- 0	0- 0	NEUTRAL	0- 0	0- 0	0- 0				
1- 0	0- 0	0- 0	CONFERENCE	1- 0	0- 0	0- 0				
0- 0	0- 0	0- 0	HOME	0- 0	0- 0	0- 0				
1- 0	0- 0	0- 0	AWAY	1- 0	0- 0	0- 0				
0- 0	0- 0	0- 0	NEUTRAL	0- 0	0- 0	0- 0				

RPI S	Opponent	Score	RPI S	Opponent	Score	RPI S	Opponent	Score	RPI S	Opponent	Score
20	H Texas Tech	57 58				59	A St. Mary's (CA)	77 60	106	H Pacific	77 57
									125	A San Diego St.	56 45
									148	A Eastern Wash.	57 68
									168	A Seattle	82 65
									172	A Fordham	42 44
									185	H Cal Poly	69 52
									270	H La.-Lafayette	103 44
									272	H CSU Bakersfield	99 70
									309	H Colgate	75 73
									328	A Columbia	54 32
LAST 12 Division I GAMES:											
59	A St. Mary's (CA)	77 60	125	A San Diego St.	56 45						
20	H Texas Tech	57 58	172	A Fordham	42 44						
272	H CSU Bakersfield	99 70	328	A Columbia	54 32						
185	H Cal Poly	69 52	309	H Colgate	75 73						
106	H Pacific	77 57	270	H La.-Lafayette	103 44						
148	A Eastern Wash.	57 68	168	A Seattle	82 65						

Non-Div I Games: Cal St. San Marcos 80 56

San Diego

■ Loss,
 ■ Non-Conf,
 ■ S Site,
 ■ H Home
 ■ A Away
 N Neutral

Average RPI Win:	196	WON-LOST	WINNING	LAST 12	STRENGTH OF	OPP. STRENGTH	TEAM	ADJ.	CONF.	ADJ CONF.
Average RPI Loss:	84	RECORD	PCT. RANK	GAMES	SCHEDULE	OF SCHEDULE	RPI	RPI	RPI	RPI
DIV. I ONLY	10- 4	63	8- 4	296	11	125	125	23	23	
DIV. I NON-CONF.	10- 4	83	8- 4	294	14	126	126	26	26	
TOTALS	RPI 1-25	RPI 26-50	W-L RECORDS	RPI 51-100	RPI 101-150	RPI 150+				
10- 4	1- 0	0- 1	OVERALL	0- 2	2- 0	7- 1				
6- 1	0- 0	0- 0	HOME	0- 1	2- 0	4- 0				
3- 2	0- 0	0- 1	AWAY	0- 1	0- 0	3- 0				
1- 1	1- 0	0- 0	NEUTRAL	0- 0	0- 0	0- 1				
10- 4	1- 0	0- 1	NON-CONFERENCE	0- 2	2- 0	7- 1				
6- 1	0- 0	0- 0	HOME	0- 1	2- 0	4- 0				
3- 2	0- 0	0- 1	AWAY	0- 1	0- 0	3- 0				
1- 1	1- 0	0- 0	NEUTRAL	0- 0	0- 0	0- 1				
0- 0	0- 0	0- 0	CONFERENCE	0- 0	0- 0	0- 0				
0- 0	0- 0	0- 0	HOME	0- 0	0- 0	0- 0				
0- 0	0- 0	0- 0	AWAY	0- 0	0- 0	0- 0				
0- 0	0- 0	0- 0	NEUTRAL	0- 0	0- 0	0- 0				

RPI 1-25				RPI 26-50				RPI 51-100				RPI 101+ Team's RPI: 125			
RPI	S	Opponent	Score	RPI	S	Opponent	Score	RPI	S	Opponent	Score	RPI	S	Opponent	Score
19	N	DePaul	82 74	50	A	Washington St.	50 65	53	A	UCLA	71 78	117	H	Washington	63 51
								77	H	San Diego	45 56	130	H	Penn	51 37
												157	N	Portland	58 59
												185	H	Cal Poly	79 78
												212	A	Hawaii	71 44
												233	H	Ark.-Pine Bluff	86 43
												242	H	Longwood	79 37
												264	A	UC Irvine	76 57
												272	A	CSU Bakersfield	74 60
												282	H	UNC Greensboro	57 29
LAST 12 Division I GAMES:															
272	A	CSU Bakersfield	74 60	264	A	UC Irvine	76 57								
242	H	Longwood	79 37	77	H	San Diego	45 56								
130	H	Penn	51 37	50	A	Washington St.	50 65								
282	H	UNC Greensboro	57 29	53	A	UCLA	71 78								
185	H	Cal Poly	79 78	117	H	Washington	63 51								
212	A	Hawaii	71 44	157	N	Portland	58 59								

Non-Div I Games:

San Diego St.

■ Loss,
 ■ Non-Conf,
 ■ S Site,
 ■ Home
 ■ A Away
 N Neutral

San Francisco

Through Games Of Sunday, January 8, 2012

Average RPI Win:	281	WON-LOST	WINNING	LAST 12	STRENGTH OF	OPP. STRENGTH	TEAM	ADJ.	CONF.	ADJ CONF.
Average RPI Loss:	146	RECORD	PCT. RANK	GAMES	SCHEDULE	OF SCHEDULE	RPI	RPI	RPI	RPI
DIV. I ONLY	3- 14	307	2- 10	140	240	273	273	8	8	
DIV. I NON-CONF.	2- 11	306	1- 7	155	275	295	295	9	9	
TOTALS	RPI 1-25	RPI 26-50	W-L RECORDS	RPI 51-100	RPI 101-150	RPI 150+				
3- 14	0- 0	0- 1	OVERALL	0- 3	0- 3	3- 7				
1- 7	0- 0	0- 1	HOME	0- 1	0- 2	1- 3				
2- 6	0- 0	0- 0	AWAY	0- 2	0- 1	2- 3				
0- 1	0- 0	0- 0	NEUTRAL	0- 0	0- 0	0- 1				
2- 11	0- 0	0- 1	NON-CONFERENCE	0- 1	0- 2	2- 7				
1- 5	0- 0	0- 1	HOME	0- 0	0- 1	1- 3				
1- 5	0- 0	0- 0	AWAY	0- 1	0- 1	1- 3				
0- 1	0- 0	0- 0	NEUTRAL	0- 0	0- 0	0- 1				
1- 3	0- 0	0- 0	CONFERENCE	0- 2	0- 1	1- 0				
0- 2	0- 0	0- 0	HOME	0- 1	0- 1	0- 0				
1- 1	0- 0	0- 0	AWAY	0- 1	0- 0	1- 0				
0- 0	0- 0	0- 0	NEUTRAL	0- 0	0- 0	0- 0				

RPI 1-25				RPI 26-50				RPI 51-100				RPI 101+				Team's RPI: 273	
RPI	S	Opponent	Score	RPI	S	Opponent	Score	RPI	S	Opponent	Score	RPI	S	Opponent	Score		
				33	H	Florida	68 91	52	H	BYU	67 76	107	A	UC Davis	50 64		
								59	A	St. Mary's (CA)	42 64	126	H	Pepperdine	69 85		
								91	A	Colorado	66 84	149	H	Northern Colo.	81 85		
												165	A	UC Santa Barbara	41 60		
												168	A	Seattle	56 74		
												183	H	Cal St. Northridge	59 67		
												185	H	Cal Poly	66 82		
												219	H	Cal St. Fullerton	50 55		
												234	N	Loyola Chicago	63 65		
												266	A	Ohio	53 63		
												275	A	Loyola Marymount	61 59		
												284	A	San Jose St.	88 77		
												285	H	Sacramento St.	86 71		
LAST 12 Division I GAMES:																	
				52	H	BYU	67 76	285	H	Sacramento St.	86 71						
				59	A	St. Mary's (CA)	42 64	266	A	Ohio	53 63						
				275	A	Loyola Marymount	61 59	33	H	Florida	68 91						
				126	H	Pepperdine	69 85	165	A	UC Santa Barbara	41 60						
				219	H	Cal St. Fullerton	50 55	91	A	Colorado	66 84						
				168	A	Seattle	56 74	234	N	Loyola Chicago	63 65						

Non-Div I Games:

San Francisco

■ Loss,
■ Non-Conf,
■ S Site,
■ H Home
■ A Away
N Neutral

Average RPI Win:	264	WON-LOST	WINNING	LAST 12	STRENGTH OF	OPP. STRENGTH	TEAM	ADJ.	CONF.	ADJ CONF.
Average RPI Loss:	188	RECORD	PCT. RANK	GAMES	SCHEDULE	OF SCHEDULE	RPI	RPI	RPI	RPI
DIV. I ONLY	5- 10	245	5- 7	271	310	284	284	26	26	
DIV. I NON-CONF.	5- 10	238	5- 7	280	318	289	289	28	28	
TOTALS	RPI 1-25	RPI 26-50	W-L RECORDS	RPI 51-100	RPI 101-150	RPI 150+				
5- 10	0- 0	0- 0	OVERALL	0- 1	0- 2	5- 7				
2- 4	0- 0	0- 0	HOME	0- 0	0- 1	2- 3				
3- 5	0- 0	0- 0	AWAY	0- 1	0- 1	3- 3				
0- 1	0- 0	0- 0	NEUTRAL	0- 0	0- 0	0- 1				
5- 10	0- 0	0- 0	NON-CONFERENCE	0- 1	0- 2	5- 7				
2- 4	0- 0	0- 0	HOME	0- 0	0- 1	2- 3				
3- 5	0- 0	0- 0	AWAY	0- 1	0- 1	3- 3				
0- 1	0- 0	0- 0	NEUTRAL	0- 0	0- 0	0- 1				
0- 0	0- 0	0- 0	CONFERENCE	0- 0	0- 0	0- 0				
0- 0	0- 0	0- 0	HOME	0- 0	0- 0	0- 0				
0- 0	0- 0	0- 0	AWAY	0- 0	0- 0	0- 0				
0- 0	0- 0	0- 0	NEUTRAL	0- 0	0- 0	0- 0				

RPI 1-25				RPI 26-50				RPI 51-100				RPI 101+				Team's RPI: 284		
RPI	S	Opponent	Score	RPI	S	Opponent	Score	RPI	S	Opponent	Score	RPI	S	Opponent	Score			
								85	A	UNLV	41	78	107	A	UC Davis	60	80	
														121	H	Eastern Ill.	71	93
														170	A	Santa Clara	74	53
														180	N	American	46	49
														183	A	Cal St. Northridge	55	85
														185	A	Cal Poly	55	71
														197	H	Brown	47	61
														219	H	Cal St. Fullerton	65	81
														254	A	Southern Utah	70	68
														273	H	San Francisco	77	88
														287	H	Air Force	68	53
														292	H	Northern Ariz.	74	64
														315	A	Utah Valley	57	45
														332	A	Weber St.	67	69
LAST 12 Division I GAMES:																		
				315	A	Utah Valley	57	45					170	A	Santa Clara	74	53	
				254	A	Southern Utah	70	68					183	A	Cal St. Northridge	55	85	
				197	H	Brown	47	61					332	A	Weber St.	67	69	
				219	H	Cal St. Fullerton	65	81					292	H	Northern Ariz.	74	64	
				287	H	Air Force	68	53					185	A	Cal Poly	55	71	
				121	H	Eastern Ill.	71	93					180	N	American	46	49	

Non-Div I Games:

San Jose St.

Santa Clara

Through Games Of Sunday, January 8, 2012

Average RPI Win:	208	WON-LOST	WINNING	LAST 12	STRENGTH OF	OPP. STRENGTH	TEAM	ADJ.	CONF.	ADJ CONF.
Average RPI Loss:	138	RECORD	PCT. RANK	GAMES	SCHEDULE	OF SCHEDULE	RPI	RPI	RPI	RPI
DIV. I ONLY	8- 7	159	6- 6	192	159	170	170	8	8	
DIV. I NON-CONF.	7- 6	154	5- 5	176	189	180	180	9	9	
TOTALS	RPI 1-25	RPI 26-50	W-L RECORDS	RPI 51-100	RPI 101-150	RPI 150+				
8- 7	0- 1	0- 1	OVERALL	0- 1	2- 1	6- 3				
6- 3	0- 1	0- 0	HOME	0- 0	2- 1	4- 1				
2- 4	0- 0	0- 1	AWAY	0- 1	0- 0	2- 2				
0- 0	0- 0	0- 0	NEUTRAL	0- 0	0- 0	0- 0				
7- 6	0- 1	0- 1	NON-CONFERENCE	0- 1	2- 0	5- 3				
5- 2	0- 1	0- 0	HOME	0- 0	2- 0	3- 1				
2- 4	0- 0	0- 1	AWAY	0- 1	0- 0	2- 2				
0- 0	0- 0	0- 0	NEUTRAL	0- 0	0- 0	0- 0				
1- 1	0- 0	0- 0	CONFERENCE	0- 0	0- 1	1- 0				
1- 1	0- 0	0- 0	HOME	0- 0	0- 1	1- 0				
0- 0	0- 0	0- 0	AWAY	0- 0	0- 0	0- 0				
0- 0	0- 0	0- 0	NEUTRAL	0- 0	0- 0	0- 0				

RPI 1-25				RPI 26-50				RPI 51-100				RPI 101+ Team's RPI: 170			
RPI	S	Opponent	Score	RPI	S	Opponent	Score	RPI	S	Opponent	Score	RPI	S	Opponent	Score
11	H	Princeton	61 77	48	A	California	58 75	64	A	Fresno St.	71 83	107	H	UC Davis	81 78
												126	H	Pepperdine	56 62
												149	H	Northern Colo.	71 37
												157	H	Portland	78 63
												168	A	Seattle	62 80
												183	A	Cal St. Northridge	90 72
												254	H	Southern Utah	79 78
												255	H	Long Beach St.	73 63
												264	A	UC Irvine	82 88
												272	H	CSU Bakersfield	93 87
												284	H	San Jose St.	53 74
												285	A	Sacramento St.	96 76
LAST 12 Division I GAMES:															
157	H	Portland	78 63	168	A	Seattle	62 80								
126	H	Pepperdine	56 62	48	A	California	58 75								
285	A	Sacramento St.	96 76	264	A	UC Irvine	82 88								
11	H	Princeton	61 77	183	A	Cal St. Northridge	90 72								
284	H	San Jose St.	53 74	107	H	UC Davis	81 78								
254	H	Southern Utah	79 78	255	H	Long Beach St.	73 63								

Non-Div I Games:

Santa Clara

Loss, Non-Conf, S Site, H Home A Away N Neutral

Average RPI Win:	294	WON-LOST	WINNING	LAST 12	STRENGTH OF	OPP. STRENGTH	TEAM	ADJ.	CONF.	ADJ CONF.
Average RPI Loss:	145	RECORD	PCT. RANK	GAMES	SCHEDULE	OF SCHEDULE	RPI	RPI	RPI	RPI
DIV. I ONLY	3- 9	285	2- 9	106	293	243	243	27	27	
DIV. I NON-CONF.	3- 6	238	2- 6	88	325	229	229	24	24	
TOTALS	RPI 1-25	RPI 26-50	W-L RECORDS	RPI 51-100	RPI 101-150	RPI 150+				
3- 9	0- 0	0- 2	OVERALL	0- 1	0- 3	3- 3				
2- 2	0- 0	0- 0	HOME	0- 0	0- 2	2- 0				
1- 7	0- 0	0- 2	AWAY	0- 1	0- 1	1- 3				
0- 0	0- 0	0- 0	NEUTRAL	0- 0	0- 0	0- 0				
3- 6	0- 0	0- 2	NON-CONFERENCE	0- 0	0- 2	3- 2				
2- 1	0- 0	0- 0	HOME	0- 0	0- 1	2- 0				
1- 5	0- 0	0- 2	AWAY	0- 0	0- 1	1- 2				
0- 0	0- 0	0- 0	NEUTRAL	0- 0	0- 0	0- 0				
0- 3	0- 0	0- 0	CONFERENCE	0- 1	0- 1	0- 1				
0- 1	0- 0	0- 0	HOME	0- 0	0- 1	0- 0				
0- 2	0- 0	0- 0	AWAY	0- 1	0- 0	0- 1				
0- 0	0- 0	0- 0	NEUTRAL	0- 0	0- 0	0- 0				

RPI 1-25				RPI 26-50				RPI 51-100				RPI 101+				Team's RPI: 243	
RPI	S	Opponent	Score	RPI	S	Opponent	Score	RPI	S	Opponent	Score	RPI	S	Opponent	Score		
				31	A	Nebraska	50 70	60	A	Hampton	40 59	122	H	Mississippi St.	42 56		
				32	A	South Carolina	39 65					129	A	North Carolina	21 74		
												133	H	Coppin St.	45 71		
												223	A	UCF	48 62		
												270	H	La.-Lafayette	41 36		
												280	A	Norfolk St.	49 54		
												291	A	Alabama St.	45 47		
												305	H	Jacksonville	67 64		
												308	A	North Florida	64 61		
LAST 12 Division I GAMES:																	
				133	H	Coppin St.	45 71	223	A	UCF	48 62						
				129	A	North Carolina	21 74	60	A	Hampton	40 59						
				32	A	South Carolina	39 65	280	A	Norfolk St.	49 54						
				291	A	Alabama St.	45 47	305	H	Jacksonville	67 64						
				270	H	La.-Lafayette	41 36	122	H	Mississippi St.	42 56						
				308	A	North Florida	64 61	31	A	Nebraska	50 70						

Non-Div I Games: Paine 55 38 Columbia (SC) 68 35

Savannah St.

Average RPI Win:	212	WON-LOST	WINNING	LAST 12	STRENGTH OF	OPP. STRENGTH	TEAM	ADJ.	CONF.	ADJ CONF.
Average RPI Loss:	122	RECORD	PCT. RANK	GAMES	SCHEDULE	OF SCHEDULE	RPI	RPI	RPI	RPI
DIV. I ONLY	10- 6	105	9- 3	221	135	168	168	24	24	
DIV. I NON-CONF.	10- 6	108	9- 3	216	131	176	176	27	27	
TOTALS	RPI 1-25	RPI 26-50	W-L RECORDS	RPI 51-100	RPI 101-150	RPI 150+				
10- 6	0- 0	0- 0	OVERALL	0- 2	1- 2	9- 2				
8- 4	0- 0	0- 0	HOME	0- 2	1- 1	7- 1				
2- 2	0- 0	0- 0	AWAY	0- 0	0- 1	2- 1				
0- 0	0- 0	0- 0	NEUTRAL	0- 0	0- 0	0- 0				
10- 6	0- 0	0- 0	NON-CONFERENCE	0- 2	1- 2	9- 2				
8- 4	0- 0	0- 0	HOME	0- 2	1- 1	7- 1				
2- 2	0- 0	0- 0	AWAY	0- 0	0- 1	2- 1				
0- 0	0- 0	0- 0	NEUTRAL	0- 0	0- 0	0- 0				
0- 0	0- 0	0- 0	CONFERENCE	0- 0	0- 0	0- 0				
0- 0	0- 0	0- 0	HOME	0- 0	0- 0	0- 0				
0- 0	0- 0	0- 0	AWAY	0- 0	0- 0	0- 0				
0- 0	0- 0	0- 0	NEUTRAL	0- 0	0- 0	0- 0				

RPI 1-25				RPI 26-50				RPI 51-100				RPI 101+				Team's RPI: 168	
RPI	S	Opponent	Score	RPI	S	Opponent	Score	RPI	S	Opponent	Score	RPI	S	Opponent	Score		
								59	H	St. Mary's (CA)	70	71	107	H	UC Davis	62	66
								77	H	San Diego	65	82	115	H	Eastern Mich.	75	72
													117	A	Washington	53	72
													157	H	Portland	69	55
													165	H	UC Santa Barbara	60	55
													169	A	UALR	63	72
													170	H	Santa Clara	80	62
													186	H	Saint Francis (PA)	74	70
													201	H	Akron	74	85
													231	A	Boise St.	89	80
													248	H	Colorado St.	61	43
													255	H	Long Beach St.	78	49
													273	H	San Francisco	74	56
													316	A	Idaho	80	72
LAST 12 Division I GAMES:																	
248	H	Colorado St.	61	43	59	H	St. Mary's (CA)	70	71								
316	A	Idaho	80	72	170	H	Santa Clara	80	62								
115	H	Eastern Mich.	75	72	157	H	Portland	69	55								
186	H	Saint Francis (PA)	74	70	231	A	Boise St.	89	80								
169	A	UALR	63	72	255	H	Long Beach St.	78	49								
273	H	San Francisco	74	56	201	H	Akron	74	85								

Non-Div I Games:

Seattle

Average RPI Win: 180	WON-LOST	WINNING	LAST 12	STRENGTH OF	OPP. STRENGTH	TEAM	ADJ.	CONF.	ADJ CONF.
Average RPI Loss: 68	RECORD	PCT. RANK	GAMES	SCHEDULE	OF SCHEDULE	RPI	RPI	RPI	RPI
DIV. I ONLY	7- 10	216	3- 9	24	72	109	109	2	2
DIV. I NON-CONF.	7- 7	162	3- 6	39	138	141	141	2	2

TOTALS	RPI 1-25	RPI 26-50	W-L RECORDS	RPI 51-100	RPI 101-150	RPI 150+			
7- 10	0- 3	0- 1	OVERALL	2- 3	0- 3	5- 0			
3- 6	0- 3	0- 0	HOME	2- 2	0- 1	1- 0			
2- 3	0- 0	0- 1	AWAY	0- 1	0- 1	2- 0			
2- 1	0- 0	0- 0	NEUTRAL	0- 0	0- 1	2- 0			
7- 7	0- 1	0- 1	NON-CONFERENCE	2- 2	0- 3	5- 0			
3- 4	0- 1	0- 0	HOME	2- 2	0- 1	1- 0			
2- 2	0- 0	0- 1	AWAY	0- 0	0- 1	2- 0			
2- 1	0- 0	0- 0	NEUTRAL	0- 0	0- 1	2- 0			
0- 3	0- 2	0- 0	CONFERENCE	0- 1	0- 0	0- 0			
0- 2	0- 2	0- 0	HOME	0- 0	0- 0	0- 0			
0- 1	0- 0	0- 0	AWAY	0- 1	0- 0	0- 0			
0- 0	0- 0	0- 0	NEUTRAL	0- 0	0- 0	0- 0			

RPI 1-25				RPI 26-50				RPI 51-100				RPI 101+ Team's RPI: 109			
RPI	S	Opponent	Score	RPI	S	Opponent	Score	RPI	S	Opponent	Score	RPI	S	Opponent	Score
5	H	Connecticut	37 70	28	A	Hofstra	74 94	69	H	Howard	44 63	101	A	Memphis	73 82
7	H	Notre Dame	36 74					72	H	Fla. Gulf Coast	57 51	123	H	William & Mary	54 61
14	H	Michigan	47 51					74	H	Drexel	77 64	139	N	Alabama	56 62
								92	A	Marquette	60 69	184	A	New Hampshire	61 38
								97	H	Wake Forest	44 60	187	N	Louisiana Tech	72 69
												208	N	Old Dominion	60 49
												246	H	Stony Brook	65 30
												288	A	Army	53 50
LAST 12 Division I GAMES:															
92	A	Marquette	60 69	246	H	Stony Brook	65 30	74	H	Drexel	77 64	5	H	Connecticut	37 70
7	H	Notre Dame	36 74					97	H	Wake Forest	44 60	28	A	Hofstra	74 94
101	A	Memphis	73 82					208	N	Old Dominion	60 49				
69	H	Howard	44 63												
123	H	William & Mary	54 61												
139	N	Alabama	56 62												

Non-Div I Games:

Seton Hall

Through Games of Sunday, January 6, 1912									
Average RPI Win: 280	WON-LOST	WINNING	LAST 12	STRENGTH OF	OPP. STRENGTH	TEAM	ADJ.	CONF.	ADJ CONF.
Average RPI Loss: 193	RECORD	PCT. RANK	GAMES	SCHEDULE	OF SCHEDULE	RPI	RPI	RPI	RPI
DIV. I ONLY	3- 9	285	3- 9	324	269	327	327	22	22
DIV. I NON-CONF.	2- 7	285	2- 7	327	279	328	328	21	21

TOTALS	RPI 1-25	RPI 26-50	W-L RECORDS	RPI 51-100	RPI 101-150	RPI 150+			
3- 9	0- 0	0- 0	OVERALL	0- 1	0- 1	3- 7			
2- 5	0- 0	0- 0	HOME	0- 1	0- 1	2- 3			
1- 4	0- 0	0- 0	AWAY	0- 0	0- 0	1- 4			
0- 0	0- 0	0- 0	NEUTRAL	0- 0	0- 0	0- 0			
2- 7	0- 0	0- 0	NON-CONFERENCE	0- 1	0- 1	2- 5			
1- 4	0- 0	0- 0	HOME	0- 1	0- 1	1- 2			
1- 3	0- 0	0- 0	AWAY	0- 0	0- 0	1- 3			
0- 0	0- 0	0- 0	NEUTRAL	0- 0	0- 0	0- 0			
1- 2	0- 0	0- 0	CONFERENCE	0- 0	0- 0	1- 2			
1- 1	0- 0	0- 0	HOME	0- 0	0- 0	1- 1			
0- 1	0- 0	0- 0	AWAY	0- 0	0- 0	0- 1			
0- 0	0- 0	0- 0	NEUTRAL	0- 0	0- 0	0- 0			

RPI 1-25				RPI 26-50				RPI 51-100				RPI 101+				Team's RPI: 327	
RPI	S	Opponent	Score	RPI	S	Opponent	Score	RPI	S	Opponent	Score	RPI	S	Opponent	Score		
								82	H	Sacred Heart	45 62	110	H	Albany (NY)	48 72		
												175	A	Iona	71 87		
												199	H	Loyola Maryland	54 67		
												209	A	Navy	50 61		
												217	H	Canisius	67 61		
												225	H	Binghamton	70 80		
												228	H	Massachusetts	53 58		
												229	A	Central Conn. St.	47 51		
												279	A	N.C. A&T	53 67		
												299	H	Rhode Island	73 65		
												324	A	Maine	78 51		
LAST 12 Division I GAMES:																	
				199	H	Loyola Maryland	54 67	229	A	Central Conn. St.	47 51						
				175	A	Iona	71 87	209	A	Navy	50 61						
				217	H	Canisius	67 61	110	H	Albany (NY)	48 72						
				324	A	Maine	78 51	279	A	N.C. A&T	53 67						
				228	H	Massachusetts	53 58	299	H	Rhode Island	73 65						
				82	H	Sacred Heart	45 62	225	H	Binghamton	70 80						

Non-Div I Games:

Siena

Loss, Non-Conf, S Site, H Home A Away N Neutral

Average RPI Win:	213	WON-LOST	WINNING	LAST 12	STRENGTH OF	OPP. STRENGTH	TEAM	ADJ.	CONF.	ADJ CONF.
Average RPI Loss:	181	RECORD	PCT. RANK	GAMES	SCHEDULE	OF SCHEDULE	RPI	RPI	RPI	RPI
DIV. I ONLY	7- 6	151	5- 5	240	242	164	164	20	20	
DIV. I NON-CONF.	5- 5	162	3- 4	310	267	208	208	20	20	
TOTALS	RPI 1-25	RPI 26-50	W-L RECORDS	RPI 51-100	RPI 101-150	RPI 150+				
7- 6	0- 0	0- 0	OVERALL	0- 1	1- 2	6- 3				
5- 0	0- 0	0- 0	HOME	0- 0	0- 0	5- 0				
1- 6	0- 0	0- 0	AWAY	0- 1	0- 2	1- 3				
1- 0	0- 0	0- 0	NEUTRAL	0- 0	1- 0	0- 0				
5- 5	0- 0	0- 0	NON-CONFERENCE	0- 0	1- 2	4- 3				
3- 0	0- 0	0- 0	HOME	0- 0	0- 0	3- 0				
1- 5	0- 0	0- 0	AWAY	0- 0	0- 2	1- 3				
1- 0	0- 0	0- 0	NEUTRAL	0- 0	1- 0	0- 0				
2- 1	0- 0	0- 0	CONFERENCE	0- 1	0- 0	2- 0				
2- 0	0- 0	0- 0	HOME	0- 0	0- 0	2- 0				
0- 1	0- 0	0- 0	AWAY	0- 1	0- 0	0- 0				
0- 0	0- 0	0- 0	NEUTRAL	0- 0	0- 0	0- 0				

RPI 1-25	RPI 26-50	RPI 51-100	RPI 101+	Team's RPI: 164
RPI S Opponent Score	RPI S Opponent Score	RPI S Opponent Score	RPI S Opponent Score	
		73 A Middle Tenn. 39 60	122 A Mississippi St. 47 63	
			135 A Sam Houston St. 50 53	
			136 N Utah 61 53	
			151 H North Texas 69 60	
			153 H Denver 57 51	
			181 A Ole Miss 45 54	
			210 H Southern U. 57 44	
			223 H UCF 89 76	
			271 A Tennessee St. 69 74	
			289 A UTSA 54 42	
			302 A Southern Miss. 62 67	
			330 H Northwestern St. 64 51	
LAST 12 Division I GAMES:				
153 H Denver 57 51	271 A Tennessee St. 69 74			
151 H North Texas 69 60	122 A Mississippi St. 47 63			
73 A Middle Tenn. 39 60	136 N Utah 61 53			
135 A Sam Houston St. 50 53	289 A UTSA 54 42			
302 A Southern Miss. 62 67	330 H Northwestern St. 64 51			
210 H Southern U. 57 44	181 A Ole Miss 45 54			

Non-Div I Games: Talladega 57 52 Spring Hill 97 46

South Ala.

Loss, Non-Conf, S Site, H Home A Away N Neutral

South Carolina

Through Games Of Sunday, January 8, 2012

Average RPI Win:	160	WON-LOST	WINNING	LAST 12	STRENGTH OF	OPP. STRENGTH	TEAM	ADJ.	CONF.	ADJ CONF.
Average RPI Loss:	42	RECORD	PCT. RANK	GAMES	SCHEDULE	OF SCHEDULE	RPI	RPI	RPI	RPI
DIV. I ONLY	14- 2	11	11- 1	141	27	32	32	3	3	
DIV. I NON-CONF.	11- 2	23	8- 1	236	30	59	59	5	5	
TOTALS	RPI 1-25	RPI 26-50	W-L RECORDS	RPI 51-100	RPI 101-150	RPI 150+				
14- 2	0- 0	2- 2	OVERALL	2- 0	2- 0	8- 0				
8- 1	0- 0	1- 1	HOME	0- 0	1- 0	6- 0				
5- 1	0- 0	1- 1	AWAY	2- 0	0- 0	2- 0				
1- 0	0- 0	0- 0	NEUTRAL	0- 0	1- 0	0- 0				
11- 2	0- 0	0- 2	NON-CONFERENCE	2- 0	1- 0	8- 0				
6- 1	0- 0	0- 1	HOME	0- 0	0- 0	6- 0				
4- 1	0- 0	0- 1	AWAY	2- 0	0- 0	2- 0				
1- 0	0- 0	0- 0	NEUTRAL	0- 0	1- 0	0- 0				
3- 0	0- 0	2- 0	CONFERENCE	0- 0	1- 0	0- 0				
2- 0	0- 0	1- 0	HOME	0- 0	1- 0	0- 0				
1- 0	0- 0	1- 0	AWAY	0- 0	0- 0	0- 0				
0- 0	0- 0	0- 0	NEUTRAL	0- 0	0- 0	0- 0				

RPI S	Opponent	Score	RPI S	Opponent	Score	RPI S	Opponent	Score	RPI S	Opponent	Score
33	A Florida	49 44	37	H Penn St.	50 55	74	A Drexel	62 58	129	N North Carolina	79 48
40	H Vanderbilt	65 55	47	A North Carolina St.	53 55	98	A Illinois	71 52	139	H Alabama	68 42
									176	H Furman	72 33
									189	A Xavier	67 56
									193	H Alabama A&M	60 53
									206	H Col. of Charleston	59 40
									207	H South Carolina St.	66 21
									243	H Savannah St.	65 39
									247	H Presbyterian	52 24
									261	A Clemson	65 48
LAST 12 Division I GAMES:											
33	A Florida	49 44	129	N North Carolina	79 48						
40	H Vanderbilt	65 55	207	H South Carolina St.	66 21						
139	H Alabama	68 42	176	H Furman	72 33						
74	A Drexel	62 58	47	A North Carolina St.	53 55						
243	H Savannah St.	65 39	189	A Xavier	67 56						
206	H Col. of Charleston	59 40	247	H Presbyterian	52 24						

Non-Div I Games:

South Carolina

Loss, Non-Conf, S Site, H Home A Away N Neutral

Average RPI Win:	256	WON-LOST	WINNING	LAST 12	STRENGTH OF	OPP. STRENGTH	TEAM	ADJ.	CONF.	ADJ CONF.
Average RPI Loss:	164	RECORD	PCT. RANK	GAMES	SCHEDULE	OF SCHEDULE	RPI	RPI	RPI	RPI
DIV. I ONLY	5- 7	213	5- 6	203	301	207	207	27	27	
DIV. I NON-CONF.	3- 6	238	3- 5	192	320	209	209	24	24	
TOTALS	RPI 1-25	RPI 26-50	W-L RECORDS	RPI 51-100	RPI 101-150	RPI 150+				
5- 7	0- 1	0- 1	OVERALL	0- 1	0- 0	5- 4				
3- 1	0- 0	0- 0	HOME	0- 0	0- 0	3- 1				
1- 6	0- 1	0- 1	AWAY	0- 1	0- 0	1- 3				
1- 0	0- 0	0- 0	NEUTRAL	0- 0	0- 0	1- 0				
3- 6	0- 1	0- 1	NON-CONFERENCE	0- 0	0- 0	3- 4				
2- 1	0- 0	0- 0	HOME	0- 0	0- 0	2- 1				
0- 5	0- 1	0- 1	AWAY	0- 0	0- 0	0- 3				
1- 0	0- 0	0- 0	NEUTRAL	0- 0	0- 0	1- 0				
2- 1	0- 0	0- 0	CONFERENCE	0- 1	0- 0	2- 0				
1- 0	0- 0	0- 0	HOME	0- 0	0- 0	1- 0				
1- 1	0- 0	0- 0	AWAY	0- 1	0- 0	1- 0				
0- 0	0- 0	0- 0	NEUTRAL	0- 0	0- 0	0- 0				

RPI 1-25				RPI 26-50				RPI 51-100				RPI 101+ Team's RPI: 207			
RPI	S	Opponent	Score	RPI	S	Opponent	Score	RPI	S	Opponent	Score	RPI	S	Opponent	Score
25	A	Georgia	48 85	32	A	South Carolina	21 66	60	A	Hampton	41 73	177	H	Charleston So.	68 65
												216	A	Winthrop	59 67
												220	H	Morgan St.	84 71
												247	H	Presbyterian	50 53
												261	A	Clemson	38 83
												278	N	Coastal Caro.	61 59
												280	A	Norfolk St.	75 69
												305	A	Jacksonville	67 68
												326	H	UNC Asheville	92 82
LAST 12 Division I GAMES:															
220	H	Morgan St.	84 71	216	A	Winthrop	59 67								
305	A	Jacksonville	67 68	280	A	Norfolk St.	75 69								
326	H	UNC Asheville	92 82	60	A	Hampton	41 73								
278	N	Coastal Caro.	61 59	25	A	Georgia	48 85								
32	A	South Carolina	21 66	177	H	Charleston So.	68 65								
261	A	Clemson	38 83	247	H	Presbyterian	50 53								

Non-Div I Games: Claflin 76 59 Southern Wesleyan 78 56

South Carolina St.

South Dakota

Through Games Of Sunday, January 8, 2012

Average RPI Win:	196	WON-LOST	WINNING	LAST 12	STRENGTH OF	OPP. STRENGTH	TEAM	ADJ.	CONF.	ADJ CONF.
Average RPI Loss:	157	RECORD	PCT. RANK	GAMES	SCHEDULE	OF SCHEDULE	RPI	RPI	RPI	RPI
DIV. I ONLY	7- 4	102	6- 4	215	173	111	111	17	17	
DIV. I NON-CONF.	5- 1	31	4- 1	124	190	79	79	11	11	
TOTALS	RPI 1-25	RPI 26-50	W-L RECORDS	RPI 51-100	RPI 101-150	RPI 150+				
7- 4	0- 0	0- 0	OVERALL	2- 0	1- 3	4- 1				
3- 1	0- 0	0- 0	HOME	0- 0	1- 1	2- 0				
4- 3	0- 0	0- 0	AWAY	2- 0	0- 2	2- 1				
0- 0	0- 0	0- 0	NEUTRAL	0- 0	0- 0	0- 0				
5- 1	0- 0	0- 0	NON-CONFERENCE	2- 0	1- 1	2- 0				
2- 0	0- 0	0- 0	HOME	0- 0	1- 0	1- 0				
3- 1	0- 0	0- 0	AWAY	2- 0	0- 1	1- 0				
0- 0	0- 0	0- 0	NEUTRAL	0- 0	0- 0	0- 0				
2- 3	0- 0	0- 0	CONFERENCE	0- 0	0- 2	2- 1				
1- 1	0- 0	0- 0	HOME	0- 0	0- 1	1- 0				
1- 2	0- 0	0- 0	AWAY	0- 0	0- 1	1- 1				
0- 0	0- 0	0- 0	NEUTRAL	0- 0	0- 0	0- 0				

RPI S	Opponent	Score	RPI S	Opponent	Score	RPI S	Opponent	Score	RPI S	Opponent	Score	Team's RPI: 111
						75	A Idaho St.	66 54	114	H Oral Roberts	53 66	
						86	A Creighton	56 53	118	A UMKC	49 61	
									137	A UNI	43 53	
									149	H Northern Colo.	73 48	
									200	A Oakland	58 51	
									254	H Southern Utah	81 69	
									257	A IPFW	63 65	
									292	H Northern Ariz.	73 56	
									315	A Utah Valley	63 54	
LAST 12 Division I GAMES:												
118	A UMKC	49 61	149	H Northern Colo.	73 48							
254	H Southern Utah	81 69	137	A UNI	43 53							
114	H Oral Roberts	53 66	200	A Oakland	58 51							
75	A Idaho St.	66 54	257	A IPFW	63 65							
315	A Utah Valley	63 54	86	A Creighton	56 53							
			292	H Northern Ariz.	73 56							

Non-Div I Games: Viterbo 82 34 Tabor 94 16

South Dakota

Loss, Non-Conf, S Site, H Home A Away N Neutral

Average RPI Win:	197	WON-LOST	WINNING	LAST 12	STRENGTH OF	OPP. STRENGTH	TEAM	ADJ.	CONF.	ADJ CONF.
Average RPI Loss:	68	RECORD	PCT. RANK	GAMES	SCHEDULE	OF SCHEDULE	RPI	RPI	RPI	RPI
DIV. I ONLY	8- 7	159	6- 6	73	74	102	102	17	17	
DIV. I NON-CONF.	4- 6	210	2- 5	18	24	45	45	11	11	
TOTALS	RPI 1-25	RPI 26-50	W-L RECORDS	RPI 51-100	RPI 101-150	RPI 150+				
8- 7	0- 1	1- 1	OVERALL	0- 3	0- 2	7- 0				
5- 1	0- 1	1- 0	HOME	0- 0	0- 0	4- 0				
3- 4	0- 0	0- 1	AWAY	0- 2	0- 1	3- 0				
0- 2	0- 0	0- 0	NEUTRAL	0- 1	0- 1	0- 0				
4- 6	0- 1	1- 1	NON-CONFERENCE	0- 3	0- 1	3- 0				
3- 1	0- 1	1- 0	HOME	0- 0	0- 0	2- 0				
1- 3	0- 0	0- 1	AWAY	0- 2	0- 0	1- 0				
0- 2	0- 0	0- 0	NEUTRAL	0- 1	0- 1	0- 0				
4- 1	0- 0	0- 0	CONFERENCE	0- 0	0- 1	4- 0				
2- 0	0- 0	0- 0	HOME	0- 0	0- 0	2- 0				
2- 1	0- 0	0- 0	AWAY	0- 0	0- 1	2- 0				
0- 0	0- 0	0- 0	NEUTRAL	0- 0	0- 0	0- 0				

RPI 1-25				RPI 26-50				RPI 51-100				RPI 101+				Team's RPI: 102			
RPI	S	Opponent	Score	RPI	S	Opponent	Score	RPI	S	Opponent	Score	RPI	S	Opponent	Score				
9	H	Kansas St.	46 63	31	A	Nebraska	71 80	56	N	Marist	49 57	103	N	Cincinnati	22 55				
				50	H	Washington St.	63 58	73	A	Middle Tenn.	49 59	114	A	Oral Roberts	65 71				
								92	A	Marquette	51 59	160	H	Utah St.	84 73				
												169	A	UALR	60 49				
												169	H	UALR	64 55				
												200	H	Oakland	62 52				
												257	H	IPFW	81 58				
												268	A	Western Ill.	82 56				
												304	A	IUPUI	74 63				
LAST 12 Division I GAMES:																			
114	A	Oral Roberts	65 71	9	H	Kansas St.	46 63	169	A	UALR	60 49	304	A	IUPUI	74 63	268	A	Western Ill.	82 56
257	H	IPFW	81 58	31	A	Nebraska	71 80	56	N	Marist	49 57	103	N	Cincinnati	22 55				
200	H	Oakland	62 52	92	A	Marquette	51 59												
				169	H	UALR	64 55												

Non-Div I Games: St. Cloud St. 74 35

South Dakota St.

Average RPI Win:	207	WON-LOST	WINNING	LAST 12	STRENGTH OF	OPP. STRENGTH	TEAM	ADJ.	CONF.	ADJ CONF.
Average RPI Loss:	60	RECORD	PCT. RANK	GAMES	SCHEDULE	OF SCHEDULE	RPI	RPI	RPI	RPI
DIV. I ONLY	9- 7	142	7- 5	101	106	113	113	2	2	
DIV. I NON-CONF.	8- 6	128	6- 4	150	118	133	133	2	2	
TOTALS	RPI 1-25	RPI 26-50	W-L RECORDS	RPI 51-100	RPI 101-150	RPI 150+				
9- 7	0- 2	0- 1	OVERALL	3- 3	1- 1	5- 0				
4- 1	0- 1	0- 0	HOME	1- 0	0- 0	3- 0				
3- 1	0- 0	0- 0	AWAY	0- 0	1- 1	2- 0				
2- 5	0- 1	0- 1	NEUTRAL	2- 3	0- 0	0- 0				
8- 6	0- 1	0- 1	NON-CONFERENCE	3- 3	0- 1	5- 0				
4- 0	0- 0	0- 0	HOME	1- 0	0- 0	3- 0				
2- 1	0- 0	0- 0	AWAY	0- 0	0- 1	2- 0				
2- 5	0- 1	0- 1	NEUTRAL	2- 3	0- 0	0- 0				
1- 1	0- 1	0- 0	CONFERENCE	0- 0	1- 0	0- 0				
0- 1	0- 1	0- 0	HOME	0- 0	0- 0	0- 0				
1- 0	0- 0	0- 0	AWAY	0- 0	1- 0	0- 0				
0- 0	0- 0	0- 0	NEUTRAL	0- 0	0- 0	0- 0				

RPI	S	Opponent	Score	RPI	S	Opponent	Score	RPI	S	Opponent	Score	RPI	S	Opponent	Score	Team's RPI: 113
23	N	Miami (FL)	72 92	46	N	Florida St.	49 62	54	N	Dayton	63 73	103	A	Cincinnati	58 55	
24	H	Georgetown	56 66					67	N	Arkansas	61 65	128	A	Auburn	45 62	
								75	N	Idaho St.	63 76	213	H	Md.-East. Shore	71 50	
								89	H	Stetson	77 62	287	A	Air Force	73 70	
								95	N	Minnesota	60 52	308	H	North Florida	76 41	
								99	N	Central Mich.	86 80	333	H	Bethune-Cookman	72 36	
												334	A	Saint Peter's	68 52	
LAST 12 Division I GAMES:																
24	H	Georgetown	56 66	287	A	Air Force	73 70	75	N	Idaho St.	63 76	89	H	Stetson	77 62	
103	A	Cincinnati	58 55	23	N	Miami (FL)	72 92	99	N	Central Mich.	86 80	333	H	Bethune-Cookman	72 36	
334	A	Saint Peter's	68 52	54	N	Dayton	63 73									
54	N	Dayton	63 73	213	H	Md.-East. Shore	71 50									
213	H	Md.-East. Shore	71 50	128	A	Auburn	45 62									

Non-Div I Games:

South Fla.

Average RPI Win:	281	WON-LOST	WINNING	LAST 12	STRENGTH OF	OPP. STRENGTH	TEAM	ADJ.	CONF.	ADJ CONF.
Average RPI Loss:	195	RECORD	PCT. RANK	GAMES	SCHEDULE	OF SCHEDULE	RPI	RPI	RPI	RPI
DIV. I ONLY	3- 13	301	3- 8	275	313	325	325	32	32	
DIV. I NON-CONF.	2- 10	300	2- 5	181	259	304	304	31	31	
TOTALS	RPI 1-25	RPI 26-50	W-L RECORDS	RPI 51-100	RPI 101-150	RPI 150+				
3- 13	0- 0	0- 1	OVERALL	0- 2	0- 1	3- 9				
2- 3	0- 0	0- 0	HOME	0- 0	0- 0	2- 3				
0- 8	0- 0	0- 1	AWAY	0- 1	0- 1	0- 5				
1- 2	0- 0	0- 0	NEUTRAL	0- 1	0- 0	1- 1				
2- 10	0- 0	0- 1	NON-CONFERENCE	0- 2	0- 1	2- 6				
1- 1	0- 0	0- 0	HOME	0- 0	0- 0	1- 1				
0- 7	0- 0	0- 1	AWAY	0- 1	0- 1	0- 4				
1- 2	0- 0	0- 0	NEUTRAL	0- 1	0- 0	1- 1				
1- 3	0- 0	0- 0	CONFERENCE	0- 0	0- 0	1- 3				
1- 2	0- 0	0- 0	HOME	0- 0	0- 0	1- 2				
0- 1	0- 0	0- 0	AWAY	0- 0	0- 0	0- 1				
0- 0	0- 0	0- 0	NEUTRAL	0- 0	0- 0	0- 0				

RPI S	Opponent	Score	RPI S	Opponent	Score	RPI S	Opponent	Score	RPI S	Opponent	Score	Team's RPI: 325
47	A North Carolina St.	29 66	88	A UAB	41 64	137	A UNI	42 62	152	A Wright St.	53 74	
			99	N Central Mich.	59 100	155	A Ill.-Chicago	54 69	179	N Samford	58 63	
						181	H Ole Miss	43 51	242	N Longwood	56 52	
						260	H Arkansas St.	56 52	281	A Eastern Ky.	37 52	
						290	H Morehead St.	57 61	297	A Saint Louis	45 54	
						306	A Western Mich.	34 67	319	H Murray St.	75 80	
						341	H Jacksonville St.	66 48				
LAST 12 Division I GAMES:												
281	A Eastern Ky.	37 52	99	N Central Mich.	59 100	306	A Western Mich.	34 67				
341	H Jacksonville St.	66 48				137	A UNI	42 62				
319	H Murray St.	75 80	260	H Arkansas St.	56 52	179	N Samford	58 63				
290	H Morehead St.	57 61	88	A UAB	41 64							
242	N Longwood	56 52										
152	A Wright St.	53 74										

Non-Div I Games: Lindenwood (MO) 66 56

Southeast Mo. St.

■ Loss,
 ■ Non-Conf,
 ■ S Site,
 ■ Home
 ■ A Away
 N Neutral

Average RPI Win:	335	WON-LOST	WINNING	LAST 12	STRENGTH OF	OPP. STRENGTH	TEAM	ADJ.	CONF.	ADJ CONF.
Average RPI Loss:	177	RECORD	PCT. RANK	GAMES	SCHEDULE	OF SCHEDULE	RPI	RPI	RPI	RPI
DIV. I ONLY	1- 9	327	1- 8	162	342	322	322	25	25	
DIV. I NON-CONF.	1- 8	318	1- 7	199	342	325	325	25	25	
TOTALS	RPI 1-25	RPI 26-50	W-L RECORDS	RPI 51-100	RPI 101-150	RPI 150+				
1- 9	0- 0	0- 0	OVERALL	0- 1	0- 2	1- 6				
1- 4	0- 0	0- 0	HOME	0- 0	0- 0	1- 4				
0- 5	0- 0	0- 0	AWAY	0- 1	0- 2	0- 2				
0- 0	0- 0	0- 0	NEUTRAL	0- 0	0- 0	0- 0				
1- 8	0- 0	0- 0	NON-CONFERENCE	0- 1	0- 2	1- 5				
1- 3	0- 0	0- 0	HOME	0- 0	0- 0	1- 3				
0- 5	0- 0	0- 0	AWAY	0- 1	0- 2	0- 2				
0- 0	0- 0	0- 0	NEUTRAL	0- 0	0- 0	0- 0				
0- 1	0- 0	0- 0	CONFERENCE	0- 0	0- 0	0- 1				
0- 1	0- 0	0- 0	HOME	0- 0	0- 0	0- 1				
0- 0	0- 0	0- 0	AWAY	0- 0	0- 0	0- 0				
0- 0	0- 0	0- 0	NEUTRAL	0- 0	0- 0	0- 0				

RPI 1-25				RPI 26-50				RPI 51-100				RPI 101+ Team's RPI: 322					
RPI	S	Opponent	Score	RPI	S	Opponent	Score	RPI	S	Opponent	Score	RPI	S	Opponent	Score		
								71	A	Texas	65	73	101	A	Memphis	44	80
													139	A	Alabama	56	69
													161	H	Florida A&M	63	85
													162	H	Stephen F. Austin	61	69
													181	A	Ole Miss	52	72
													236	H	Alcorn St.	54	62
													270	A	La.-Lafayette	54	63
													270	H	La.-Lafayette	57	69
													335	H	Jackson St.	76	49
LAST 12 Division I GAMES:																	
				162	H	Stephen F. Austin	61	69					270	H	La.-Lafayette	57	69
				181	A	Ole Miss	52	72					101	A	Memphis	44	80
				161	H	Florida A&M	63	85					335	H	Jackson St.	76	49
				236	H	Alcorn St.	54	62					71	A	Texas	65	73
				270	A	La.-Lafayette	54	63									
				139	A	Alabama	56	69									

Non-Div I Games: New Orleans 81 30 Centenary (LA) 83 54 Spring Hill 85 72 Mobile 54 45
Southeastern La.

Average RPI Win:	123	WON-LOST	WINNING	LAST 12	STRENGTH OF	OPP. STRENGTH	TEAM	ADJ.	CONF.	ADJ CONF.
Average RPI Loss:	56	RECORD	PCT. RANK	GAMES	SCHEDULE	OF SCHEDULE	RPI	RPI	RPI	RPI
DIV. I ONLY	8- 6	128	7- 5	2	28	18	18	6	6	
DIV. I NON-CONF.	5- 5	162	4- 4	16	37	28	28	6	6	
TOTALS	RPI 1-25	RPI 26-50	W-L RECORDS	RPI 51-100	RPI 101-150	RPI 150+				
8- 6	0- 4	2- 1	OVERALL	3- 0	1- 0	2- 1				
3- 1	0- 1	1- 0	HOME	1- 0	0- 0	1- 0				
4- 4	0- 2	1- 1	AWAY	2- 0	1- 0	0- 1				
1- 1	0- 1	0- 0	NEUTRAL	0- 0	0- 0	1- 0				
5- 5	0- 3	1- 1	NON-CONFERENCE	1- 0	1- 0	2- 1				
2- 0	0- 0	0- 0	HOME	1- 0	0- 0	1- 0				
2- 4	0- 2	1- 1	AWAY	0- 0	1- 0	0- 1				
1- 1	0- 1	0- 0	NEUTRAL	0- 0	0- 0	1- 0				
3- 1	0- 1	1- 0	CONFERENCE	2- 0	0- 0	0- 0				
1- 1	0- 1	1- 0	HOME	0- 0	0- 0	0- 0				
2- 0	0- 0	0- 0	AWAY	2- 0	0- 0	0- 0				
0- 0	0- 0	0- 0	NEUTRAL	0- 0	0- 0	0- 0				

RPI 1-25				Team's RPI: 18				RPI 26-50				RPI 51-100				RPI 101+			
RPI	S	Opponent	Score		RPI	S	Opponent	Score		RPI	S	Opponent	Score		RPI	S	Opponent	Score	
4	H	Stanford	53	61	27	A	Gonzaga	58	51	55	A	Arizona	72	67	126	A	Pepperdine	75	71
7	N	Notre Dame	58	80	31	A	Nebraska	50	68	64	H	Fresno St.	65	57	260	A	Arkansas St.	56	58
8	A	Texas A&M	70	71	48	H	California	74	54	79	A	Arizona St.	60	48	289	H	UTSA	74	56
25	A	Georgia	60	67											296	N	Gardner-Webb	82	41
LAST 12 Division I GAMES:																			
48	H	California	74	54	55	A	Arizona	72	67										
4	H	Stanford	53	61	79	A	Arizona St.	60	48										
126	A	Pepperdine	75	71	289	H	UTSA	74	56										
8	A	Texas A&M	70	71	296	N	Gardner-Webb	82	41										
260	A	Arkansas St.	56	58	7	N	Notre Dame	58	80										
27	A	Gonzaga	58	51	25	A	Georgia	60	67										

Non-Div I Games:

Southern California

■ Loss,
 ■ Non-Conf,
 ■ S Site,
 ■ H Home
 ■ A Away
 N Neutral

Average RPI Win:	299	WON-LOST	WINNING	LAST 12	STRENGTH OF	OPP. STRENGTH	TEAM	ADJ.	CONF.	ADJ CONF.
Average RPI Loss:	157	RECORD	PCT. RANK	GAMES	SCHEDULE	OF SCHEDULE	RPI	RPI	RPI	RPI
DIV. I ONLY	3- 11	294	3- 9	222	253	301	301	10	10	
DIV. I NON-CONF.	3- 7	260	3- 5	285	264	318	318	10	10	
TOTALS	RPI 1-25	RPI 26-50	W-L RECORDS	RPI 51-100	RPI 101-150	RPI 150+				
3- 11	0- 1	0- 0	OVERALL	0- 0	0- 5	3- 5				
2- 4	0- 0	0- 0	HOME	0- 0	0- 2	2- 2				
1- 7	0- 1	0- 0	AWAY	0- 0	0- 3	1- 3				
0- 0	0- 0	0- 0	NEUTRAL	0- 0	0- 0	0- 0				
3- 7	0- 1	0- 0	NON-CONFERENCE	0- 0	0- 1	3- 5				
2- 2	0- 0	0- 0	HOME	0- 0	0- 0	2- 2				
1- 5	0- 1	0- 0	AWAY	0- 0	0- 1	1- 3				
0- 0	0- 0	0- 0	NEUTRAL	0- 0	0- 0	0- 0				
0- 4	0- 0	0- 0	CONFERENCE	0- 0	0- 4	0- 0				
0- 2	0- 0	0- 0	HOME	0- 0	0- 2	0- 0				
0- 2	0- 0	0- 0	AWAY	0- 0	0- 2	0- 0				
0- 0	0- 0	0- 0	NEUTRAL	0- 0	0- 0	0- 0				

RPI 1-25				RPI 26-50				RPI 51-100				RPI 101+				Team's RPI: 301
RPI	S	Opponent	Score	RPI	S	Opponent	Score	RPI	S	Opponent	Score	RPI	S	Opponent	Score	
19	A	DePaul	67 93									120	A	UT Martin	70 91	
												134	H	Bradley	59 72	
												137	H	UNI	66 70	
												138	A	Indiana St.	66 72	
												147	A	Illinois St.	51 75	
												152	A	Wright St.	59 61	
												167	H	SIU Edwardsville	60 70	
												218	A	Northern Ill.	50 53	
												234	H	Loyola Chicago	44 66	
												263	A	Austin Peay	70 76	
												271	A	Tennessee St.	89 68	
												304	H	IUPUI	77 63	
												323	H	Chicago St.	76 54	
LAST 12 Division I GAMES:																
138	A	Indiana St.	66 72	137	H	UNI	66 70									
147	A	Illinois St.	51 75	134	H	Bradley	59 72									
19	A	DePaul	67 93	167	H	SIU Edwardsville	60 70									
120	A	UT Martin	70 91	218	A	Northern Ill.	50 53									
152	A	Wright St.	59 61	271	A	Tennessee St.	89 68									
304	H	IUPUI	77 63	323	H	Chicago St.	76 54									

Non-Div I Games:

Southern Ill.

Average RPI Win:	283	WON-LOST	WINNING	LAST 12	STRENGTH OF	OPP. STRENGTH	TEAM	ADJ.	CONF.	ADJ CONF.
Average RPI Loss:	170	RECORD	PCT. RANK	GAMES	SCHEDULE	OF SCHEDULE	RPI	RPI	RPI	RPI
DIV. I ONLY	5- 9	235	5- 7	256	318	302	302	12	12	
DIV. I NON-CONF.	5- 7	205	5- 5	197	334	284	284	18	18	
TOTALS	RPI 1-25	RPI 26-50	W-L RECORDS	RPI 51-100	RPI 101-150	RPI 150+				
5- 9	0- 0	0- 1	OVERALL	0- 0	0- 2	5- 6				
4- 4	0- 0	0- 0	HOME	0- 0	0- 1	4- 3				
0- 5	0- 0	0- 1	AWAY	0- 0	0- 1	0- 3				
1- 0	0- 0	0- 0	NEUTRAL	0- 0	0- 0	1- 0				
5- 7	0- 0	0- 1	NON-CONFERENCE	0- 0	0- 2	5- 4				
4- 3	0- 0	0- 0	HOME	0- 0	0- 1	4- 2				
0- 4	0- 0	0- 1	AWAY	0- 0	0- 1	0- 2				
1- 0	0- 0	0- 0	NEUTRAL	0- 0	0- 0	1- 0				
0- 2	0- 0	0- 0	CONFERENCE	0- 0	0- 0	0- 2				
0- 1	0- 0	0- 0	HOME	0- 0	0- 0	0- 1				
0- 1	0- 0	0- 0	AWAY	0- 0	0- 0	0- 1				
0- 0	0- 0	0- 0	NEUTRAL	0- 0	0- 0	0- 0				

RPI S	Opponent	Score	RPI S	Opponent	Score	RPI S	Opponent	Score	RPI S	Opponent	Score	Team's RPI: 302
			29 A	Kentucky	71 88				120 H	UT Martin	69 88	
									122 A	Mississippi St.	57 71	
									161 H	Florida A&M	68 77	
									162 H	Stephen F. Austin	65 66	
									164 H	South Ala.	67 62	
									169 A	UALR	44 70	
									215 A	Montana	64 79	
									237 A	Tulsa	57 68	
									259 H	La.-Monroe	77 74	
									312 H	Houston	49 56	
									316 N	Idaho	63 62	
									335 H	Jackson St.	70 55	
									341 H	Jacksonville St.	75 58	
LAST 12 Division I GAMES:												
316 N	Idaho	63 62	312 H	Houston	49 56							
215 A	Montana	64 79	237 A	Tulsa	57 68							
335 H	Jackson St.	70 55	169 A	UALR	44 70							
164 H	South Ala.	67 62	161 H	Florida A&M	68 77							
122 A	Mississippi St.	57 71	162 H	Stephen F. Austin	65 66							
259 H	La.-Monroe	77 74	341 H	Jacksonville St.	75 58							

Non-Div I Games: William Carey 62 46

Southern Miss.

Average RPI Win:	279	WON-LOST	WINNING	LAST 12	STRENGTH OF	OPP. STRENGTH	TEAM	ADJ.	CONF.	ADJ CONF.
Average RPI Loss:	124	RECORD	PCT. RANK	GAMES	SCHEDULE	OF SCHEDULE	RPI	RPI	RPI	RPI
DIV. I ONLY	3- 6	245	3- 6	219	184	210	210	31	31	
DIV. I NON-CONF.	0- 6	337	0- 6	41	147	120	120	23	23	
TOTALS	RPI 1-25	RPI 26-50	W-L RECORDS	RPI 51-100	RPI 101-150	RPI 150+				
3- 6	0- 1	0- 1	OVERALL	0- 0	0- 2	3- 2				
1- 1	0- 0	0- 0	HOME	0- 0	0- 1	1- 0				
2- 5	0- 1	0- 1	AWAY	0- 0	0- 1	2- 2				
0- 0	0- 0	0- 0	NEUTRAL	0- 0	0- 0	0- 0				
0- 6	0- 1	0- 1	NON-CONFERENCE	0- 0	0- 2	0- 2				
0- 1	0- 0	0- 0	HOME	0- 0	0- 1	0- 0				
0- 5	0- 1	0- 1	AWAY	0- 0	0- 1	0- 2				
0- 0	0- 0	0- 0	NEUTRAL	0- 0	0- 0	0- 0				
3- 0	0- 0	0- 0	CONFERENCE	0- 0	0- 0	3- 0				
1- 0	0- 0	0- 0	HOME	0- 0	0- 0	1- 0				
2- 0	0- 0	0- 0	AWAY	0- 0	0- 0	2- 0				
0- 0	0- 0	0- 0	NEUTRAL	0- 0	0- 0	0- 0				

RPI 1-25				RPI 26-50				RPI 51-100				RPI 101+ Team's RPI: 210			
RPI	S	Opponent	Score	RPI	S	Opponent	Score	RPI	S	Opponent	Score	RPI	S	Opponent	Score
15	A	Ohio St.	49 83	34	A	Tulane	59 66					117	A	Washington	56 64
												143	H	Lamar	62 70
												164	A	South Ala.	44 57
												202	H	Grambling	72 67
												270	A	La.-Lafayette	49 60
												303	A	Prairie View	58 53
												331	A	Texas Southern	49 39
LAST 12 Division I GAMES:															
303	A	Prairie View	58 53	202	H	Grambling	72 67								
117	A	Washington	56 64	331	A	Texas Southern	49 39								
15	A	Ohio St.	49 83	164	A	South Ala.	44 57								
34	A	Tulane	59 66												
270	A	La.-Lafayette	49 60												
143	H	Lamar	62 70												

Non-Div I Games: Dillard 66 47

Southern U.

Southern Utah

Through Games Of Sunday, January 8, 2012

Average RPI Win:	312	WON-LOST	WINNING	LAST 12	STRENGTH OF	OPP. STRENGTH	TEAM	ADJ.	CONF.	ADJ CONF.
Average RPI Loss:	146	RECORD	PCT. RANK	GAMES	SCHEDULE	OF SCHEDULE	RPI	RPI	RPI	RPI
DIV. I ONLY	3- 11	294	3- 8	157	286	254	254	17	17	
DIV. I NON-CONF.	3- 7	260	3- 4	146	312	265	265	11	11	
TOTALS	RPI 1-25	RPI 26-50	W-L RECORDS	RPI 51-100	RPI 101-150	RPI 150+				
3- 11	0- 1	0- 0	OVERALL	0- 2	0- 4	3- 4				
1- 2	0- 0	0- 0	HOME	0- 0	0- 0	1- 2				
2- 8	0- 1	0- 0	AWAY	0- 2	0- 4	2- 1				
0- 1	0- 0	0- 0	NEUTRAL	0- 0	0- 0	0- 1				
3- 7	0- 1	0- 0	NON-CONFERENCE	0- 2	0- 1	3- 3				
1- 1	0- 0	0- 0	HOME	0- 0	0- 0	1- 1				
2- 5	0- 1	0- 0	AWAY	0- 2	0- 1	2- 1				
0- 1	0- 0	0- 0	NEUTRAL	0- 0	0- 0	0- 1				
0- 4	0- 0	0- 0	CONFERENCE	0- 0	0- 3	0- 1				
0- 1	0- 0	0- 0	HOME	0- 0	0- 0	0- 1				
0- 3	0- 0	0- 0	AWAY	0- 0	0- 3	0- 0				
0- 0	0- 0	0- 0	NEUTRAL	0- 0	0- 0	0- 0				

RPI 1-25				RPI 26-50				RPI 51-100				RPI 101+ Team's RPI: 254			
RPI	S	Opponent	Score	RPI	S	Opponent	Score	RPI	S	Opponent	Score	RPI	S	Opponent	Score
15	A	Ohio St.	50 88					52	A	BYU	49 82	111	A	South Dakota	69 81
								84	A	Oregon St.	40 90	114	A	Oral Roberts	59 109
												118	A	UMKC	61 81
												136	A	Utah	60 74
												170	A	Santa Clara	78 79
												245	H	North Dakota St.	68 80
												274	N	North Dakota	61 62
												284	H	San Jose St.	68 70
												307	A	New Mexico St.	58 57
												315	A	Utah Valley	60 59
												315	H	Utah Valley	80 65
LAST 12 Division I GAMES:															
315	A	Utah Valley	60 59	245	H	North Dakota St.	68 80								
52	A	BYU	49 82	284	H	San Jose St.	68 70								
114	A	Oral Roberts	59 109	111	A	South Dakota	69 81								
315	H	Utah Valley	80 65	118	A	UMKC	61 81								
307	A	New Mexico St.	58 57	15	A	Ohio St.	50 88								
274	N	North Dakota	61 62	84	A	Oregon St.	40 90								

Non-Div I Games: Westminster (UT) 59 57

Southern Utah

■ Loss,
 ■ Non-Conf,
 ■ S Site,
 ■ H Home
 ■ A Away
 N Neutral

Average RPI Win:	178	WON-LOST	WINNING	LAST 12	STRENGTH OF	OPP. STRENGTH	TEAM	ADJ.	CONF.	ADJ CONF.
Average RPI Loss:	10	RECORD	PCT. RANK	GAMES	SCHEDULE	OF SCHEDULE	RPI	RPI	RPI	RPI
DIV. I ONLY	14- 2	11	10- 2	138	75	41	41	9	9	
DIV. I NON-CONF.	13- 2	19	9- 2	164	76	46	46	8	8	
TOTALS	RPI 1-25	RPI 26-50	W-L RECORDS	RPI 51-100	RPI 101-150	RPI 150+				
14- 2	0- 2	1- 0	OVERALL	4- 0	0- 0	9- 0				
7- 1	0- 1	1- 0	HOME	2- 0	0- 0	4- 0				
6- 0	0- 0	0- 0	AWAY	2- 0	0- 0	4- 0				
1- 1	0- 1	0- 0	NEUTRAL	0- 0	0- 0	1- 0				
13- 2	0- 2	0- 0	NON-CONFERENCE	4- 0	0- 0	9- 0				
6- 1	0- 1	0- 0	HOME	2- 0	0- 0	4- 0				
6- 0	0- 0	0- 0	AWAY	2- 0	0- 0	4- 0				
1- 1	0- 1	0- 0	NEUTRAL	0- 0	0- 0	1- 0				
1- 0	0- 0	1- 0	CONFERENCE	0- 0	0- 0	0- 0				
1- 0	0- 0	1- 0	HOME	0- 0	0- 0	0- 0				
0- 0	0- 0	0- 0	AWAY	0- 0	0- 0	0- 0				
0- 0	0- 0	0- 0	NEUTRAL	0- 0	0- 0	0- 0				

RPI 1-25				RPI 26-50				Team's RPI: 41				RPI 51-100				RPI 101+			
RPI	S	Opponent	Score	RPI	S	Opponent	Score					RPI	S	Opponent	Score	RPI	S	Opponent	Score
3	H	Delaware	49 61	44	H	Duquesne	61 53					56	H	Marist	67 56	173	H	Buffalo	76 45
16	N	Villanova	44 55									57	A	St. John's (NY)	64 58	194	H	Indiana	65 45
												68	A	West Virginia	56 48	217	A	Canisius	74 58
												82	H	Sacred Heart	67 63	220	H	Morgan St.	79 55
																225	A	Binghamton	49 34
																253	H	Niagara	63 49
																280	N	Norfolk St.	58 44
																309	A	Colgate	68 49
																320	A	Kent St.	60 51
LAST 12 Division I GAMES:																			
56	H	Marist	67 56	44	H	Duquesne	61 53												
253	H	Niagara	63 49	82	H	Sacred Heart	67 63												
173	H	Buffalo	76 45	280	N	Norfolk St.	58 44												
194	H	Indiana	65 45	16	N	Villanova	44 55												
225	A	Binghamton	49 34	309	A	Colgate	68 49												
320	A	Kent St.	60 51	3	H	Delaware	49 61												

Non-Div I Games:

St. Bonaventure

Average RPI Win:	328	WON-LOST	WINNING	LAST 12	STRENGTH OF	OPP. STRENGTH	TEAM	ADJ.	CONF.	ADJ CONF.
Average RPI Loss:	200	RECORD	PCT. RANK	GAMES	SCHEDULE	OF SCHEDULE	RPI	RPI	RPI	RPI
DIV. I ONLY	1- 13	334	1- 11	312	291	340	340	21	21	
DIV. I NON-CONF.	1- 10	330	1- 8	300	313	337	337	22	22	
TOTALS	RPI 1-25	RPI 26-50	W-L RECORDS	RPI 51-100	RPI 101-150	RPI 150+				
1- 13	0- 0	0- 0	OVERALL	0- 1	0- 4	1- 8				
1- 5	0- 0	0- 0	HOME	0- 1	0- 1	1- 3				
0- 8	0- 0	0- 0	AWAY	0- 0	0- 3	0- 5				
0- 0	0- 0	0- 0	NEUTRAL	0- 0	0- 0	0- 0				
1- 10	0- 0	0- 0	NON-CONFERENCE	0- 0	0- 4	1- 6				
1- 4	0- 0	0- 0	HOME	0- 0	0- 1	1- 3				
0- 6	0- 0	0- 0	AWAY	0- 0	0- 3	0- 3				
0- 0	0- 0	0- 0	NEUTRAL	0- 0	0- 0	0- 0				
0- 3	0- 0	0- 0	CONFERENCE	0- 1	0- 0	0- 2				
0- 1	0- 0	0- 0	HOME	0- 1	0- 0	0- 0				
0- 2	0- 0	0- 0	AWAY	0- 0	0- 0	0- 2				
0- 0	0- 0	0- 0	NEUTRAL	0- 0	0- 0	0- 0				

RPI 1-25				RPI 26-50				RPI 51-100				RPI 101+				Team's RPI: 340	
RPI	S	Opponent	Score	RPI	S	Opponent	Score	RPI	S	Opponent	Score	RPI	S	Opponent	Score		
								78	H	Quinnipiac	43	59	110	A	Albany (NY)	34	50
													116	H	Fairfield	30	53
													124	A	Yale	41	72
													130	A	Penn	61	70
													159	H	Rider	48	68
													188	A	Manhattan	37	50
													221	A	Mt. St. Mary's	48	70
													230	H	Lafayette	33	46
													288	H	Army	43	59
													304	A	IUPUI	56	75
													317	A	Delaware St.	66	73
													328	H	Columbia	48	44
													329	A	Wagner	45	49
LAST 12 Division I GAMES:																	
				317	A	Delaware St.	66	73		78	H	Quinnipiac	43	59			
				221	A	Mt. St. Mary's	48	70		188	A	Manhattan	37	50			
				329	A	Wagner	45	49		230	H	Lafayette	33	46			
				159	H	Rider	48	68		124	A	Yale	41	72			
				110	A	Albany (NY)	34	50		116	H	Fairfield	30	53			
				328	H	Columbia	48	44		304	A	IUPUI	56	75			

Non-Div I Games:

St. Francis (NY)

Average RPI Win:	133	WON-LOST	WINNING	LAST 12	STRENGTH OF	OPP. STRENGTH	TEAM	ADJ.	CONF.	ADJ CONF.
Average RPI Loss:	49	RECORD	PCT. RANK	GAMES	SCHEDULE	OF SCHEDULE	RPI	RPI	RPI	RPI
DIV. I ONLY	10- 6	105	8- 4	20	66	57	57	2	2	
DIV. I NON-CONF.	8- 5	109	6- 3	34	83	68	68	2	2	
TOTALS	RPI 1-25	RPI 26-50	W-L RECORDS	RPI 51-100	RPI 101-150	RPI 150+				
10- 6	0- 2	1- 2	OVERALL	3- 1	4- 1	2- 0				
9- 1	0- 0	1- 1	HOME	2- 0	4- 0	2- 0				
0- 3	0- 1	0- 1	AWAY	0- 0	0- 1	0- 0				
1- 2	0- 1	0- 0	NEUTRAL	1- 1	0- 0	0- 0				
8- 5	0- 1	0- 2	NON-CONFERENCE	3- 1	3- 1	2- 0				
7- 1	0- 0	0- 1	HOME	2- 0	3- 0	2- 0				
0- 2	0- 0	0- 1	AWAY	0- 0	0- 1	0- 0				
1- 2	0- 1	0- 0	NEUTRAL	1- 1	0- 0	0- 0				
2- 1	0- 1	1- 0	CONFERENCE	0- 0	1- 0	0- 0				
2- 0	0- 0	1- 0	HOME	0- 0	1- 0	0- 0				
0- 1	0- 1	0- 0	AWAY	0- 0	0- 0	0- 0				
0- 0	0- 0	0- 0	NEUTRAL	0- 0	0- 0	0- 0				

RPI 1-25				RPI 26-50				RPI 51-100 Team's RPI: 57				RPI 101+			
RPI	S	Opponent	Score	RPI	S	Opponent	Score	RPI	S	Opponent	Score	RPI	S	Opponent	Score
2	N	Baylor	59 73	26	H	Louisville	72 64	62	N	Iowa	52 60	101	H	Memphis	64 60
19	A	DePaul	52 69	28	A	Hofstra	82 93	66	N	Temple	59 53	104	H	Providence	57 41
				41	H	St. Bonaventure	58 64	69	H	Howard	63 48	108	H	Boston U.	75 38
								94	H	Hartford	70 45	127	H	La Salle	66 45
												141	A	Harvard	56 63
												303	H	Prairie View	66 50
												329	H	Wagner	54 34
LAST 12 Division I GAMES:															
303	H	Prairie View	66 50	26	H	Louisville	72 64	104	H	Providence	57 41	141	A	Harvard	56 63
2	N	Baylor	59 73	108	H	Boston U.	75 38	101	H	Memphis	64 60	62	N	Iowa	52 60
19	A	DePaul	52 69	41	H	Hartford	70 45								
94	H	Hartford	70 45												
69	H	Howard	63 48												
66	N	Temple	59 53												

Non-Div I Games:

St. John's (NY)

Average RPI Win:	162	WON-LOST	WINNING	LAST 12	STRENGTH OF	OPP. STRENGTH	TEAM	ADJ.	CONF.	ADJ CONF.
Average RPI Loss:	77	RECORD	PCT. RANK	GAMES	SCHEDULE	OF SCHEDULE	RPI	RPI	RPI	RPI
DIV. I ONLY	11- 5	81	8- 3	49	111	59	59	8	8	
DIV. I NON-CONF.	8- 4	91	5- 2	40	89	44	44	9	9	
TOTALS	RPI 1-25	RPI 26-50	W-L RECORDS	RPI 51-100	RPI 101-150	RPI 150+				
11- 5	0- 1	0- 1	OVERALL	2- 2	3- 0	6- 1				
5- 3	0- 0	0- 1	HOME	1- 2	1- 0	3- 0				
5- 2	0- 1	0- 0	AWAY	1- 0	2- 0	2- 1				
1- 0	0- 0	0- 0	NEUTRAL	0- 0	0- 0	1- 0				
8- 4	0- 1	0- 1	NON-CONFERENCE	1- 1	3- 0	4- 1				
3- 2	0- 0	0- 1	HOME	0- 1	1- 0	2- 0				
4- 2	0- 1	0- 0	AWAY	1- 0	2- 0	1- 1				
1- 0	0- 0	0- 0	NEUTRAL	0- 0	0- 0	1- 0				
3- 1	0- 0	0- 0	CONFERENCE	1- 1	0- 0	2- 0				
2- 1	0- 0	0- 0	HOME	1- 1	0- 0	1- 0				
1- 0	0- 0	0- 0	AWAY	0- 0	0- 0	1- 0				
0- 0	0- 0	0- 0	NEUTRAL	0- 0	0- 0	0- 0				

RPI 1-25				RPI 26-50				RPI 51-100				RPI 101+			
RPI	S	Opponent	Score	RPI	S	Opponent	Score	RPI	S	Opponent	Score	RPI	S	Opponent	Score
19	A	DePaul	68 96	48	H	California	55 65	52	H	BYU	54 48	106	A	Pacific	68 67
								77	H	San Diego	60 77	107	H	UC Davis	75 58
								78	H	Quinnipiac	67 69	146	A	Oregon	72 62
								84	A	Oregon St.	81 61	165	A	UC Santa Barbara	52 61
												168	A	Seattle	71 70
												174	H	Virginia Tech	60 47
												185	H	Cal Poly	65 62
												215	N	Montana	67 65
												273	H	San Francisco	64 42
												275	A	Loyola Marymount	82 72
LAST 12 Division I GAMES:															
84	A	Oregon St.	81 61	77	H	San Diego	60 77	273	H	San Francisco	64 42				
168	A	Seattle	71 70	52	H	BYU	54 48	275	A	Loyola Marymount	82 72				
107	H	UC Davis	75 58	146	A	Oregon	72 62	174	H	Virginia Tech	60 47				
48	H	California	55 65												
185	H	Cal Poly	65 62												
78	H	Quinnipiac	67 69												

Non-Div I Games: William Jessup 82 43

St. Mary's (CA)

Team Record				Through Games of Sunday, January 6, 1912						
Average RPI Win:	96	WON-LOST	WINNING	LAST 12	STRENGTH OF	OPP. STRENGTH	TEAM	ADJ.	CONF.	ADJ CONF.
Average RPI Loss:	5	RECORD	PCT. RANK	GAMES	SCHEDULE	OF SCHEDULE	RPI	RPI	RPI	RPI
DIV. I ONLY	13- 1	8	11- 1	26	1	4	4	6	6	
DIV. I NON-CONF.	9- 1	16	7- 1	20	1	3	3	6	6	

TOTALS	RPI 1-25		RPI 26-50	W-L RECORDS	RPI 51-100		RPI 101-150		RPI 150+	
13- 1	3- 1		1- 0	OVERALL	4- 0		2- 0		3- 0	
8- 0	2- 0		1- 0	HOME	1- 0		2- 0		2- 0	
5- 1	1- 1		0- 0	AWAY	3- 0		0- 0		1- 0	
0- 0	0- 0		0- 0	NEUTRAL	0- 0		0- 0		0- 0	
9- 1	2- 1		1- 0	NON-CONFERENCE	2- 0		1- 0		3- 0	
6- 0	2- 0		1- 0	HOME	0- 0		1- 0		2- 0	
3- 1	0- 1		0- 0	AWAY	2- 0		0- 0		1- 0	
0- 0	0- 0		0- 0	NEUTRAL	0- 0		0- 0		0- 0	
4- 0	1- 0		0- 0	CONFERENCE	2- 0		1- 0		0- 0	
2- 0	0- 0		0- 0	HOME	1- 0		1- 0		0- 0	
2- 0	1- 0		0- 0	AWAY	1- 0		0- 0		0- 0	
0- 0	0- 0		0- 0	NEUTRAL	0- 0		0- 0		0- 0	

RPI 1-25				Team's RPI: 4		RPI 26-50				RPI 51-100				RPI 101+					
RPI	S	Opponent	Score		RPI	S	Opponent	Score		RPI	S	Opponent	Score		RPI	S	Opponent	Score	
1	H	Tennessee	97	80	27	H	Gonzaga	76	61	53	A	UCLA	77	50	107	H	UC Davis	93	44
5	A	Connecticut	58	68						64	A	Fresno St.	93	59	146	H	Oregon	93	70
11	H	Princeton	85	66						71	A	Texas	72	59	189	A	Xavier	80	64
18	A	Southern California	61	53						84	H	Oregon St.	67	60	208	H	Old Dominion	97	48
															272	H	CSU Bakersfield	90	48
LAST 12 Division I GAMES:																			
1	H	Tennessee	97	80	84	H	Oregon St.	67	60										
11	H	Princeton	85	66	146	H	Oregon	93	70										
64	A	Fresno St.	93	59	53	A	UCLA	77	50										
107	H	UC Davis	93	44	18	A	Southern California	61	53										
189	A	Xavier	80	64	272	H	CSU Bakersfield	90	48										
5	A	Connecticut	58	68	208	H	Old Dominion	97	48										

Non-Div I Games:

Stanford

Loss, Non-Conf, S Site, H Home A Away N Neutral

Average RPI Win:	256	WON-LOST	WINNING	LAST 12	STRENGTH OF	OPP. STRENGTH	TEAM	ADJ.	CONF.	ADJ CONF.
Average RPI Loss:	188	RECORD	PCT. RANK	GAMES	SCHEDULE	OF SCHEDULE	RPI	RPI	RPI	RPI
DIV. I ONLY	9- 3	51	7- 3	336	168	162	162	25	25	
DIV. I NON-CONF.	8- 3	73	6- 3	332	171	152	152	25	25	
TOTALS	RPI 1-25	RPI 26-50	W-L RECORDS	RPI 51-100	RPI 101-150	RPI 150+				
9- 3	0- 0	0- 0	OVERALL	0- 1	0- 0	9- 2				
2- 1	0- 0	0- 0	HOME	0- 0	0- 0	2- 1				
6- 2	0- 0	0- 0	AWAY	0- 1	0- 0	6- 1				
1- 0	0- 0	0- 0	NEUTRAL	0- 0	0- 0	1- 0				
8- 3	0- 0	0- 0	NON-CONFERENCE	0- 1	0- 0	8- 2				
2- 1	0- 0	0- 0	HOME	0- 0	0- 0	2- 1				
5- 2	0- 0	0- 0	AWAY	0- 1	0- 0	5- 1				
1- 0	0- 0	0- 0	NEUTRAL	0- 0	0- 0	1- 0				
1- 0	0- 0	0- 0	CONFERENCE	0- 0	0- 0	1- 0				
0- 0	0- 0	0- 0	HOME	0- 0	0- 0	0- 0				
1- 0	0- 0	0- 0	AWAY	0- 0	0- 0	1- 0				
0- 0	0- 0	0- 0	NEUTRAL	0- 0	0- 0	0- 0				

RPI 1-25			RPI 26-50			RPI 51-100			RPI 101+			Team's RPI: 162
RPI	S	Opponent	Score	RPI	S	Opponent	Score	RPI	S	Opponent	Score	
						67 A Arkansas	46 61	196 A SMU			66 60	
								202 H Grambling			71 53	
								205 A Tex.-Pan American			69 58	
								227 N Ga. Southern			49 40	
								237 A Tulsa			53 72	
								252 H Rice			68 64	
								259 A La.-Monroe			68 58	
								260 H Arkansas St.			64 69	
								302 A Southern Miss.			66 65	
								322 A Southeastern La.			69 61	
								338 A Houston Baptist			53 39	
LAST 12 Division I GAMES:												
205 A		Tex.-Pan American	69 58	322 A		Southeastern La.	69 61					
67 A		Arkansas	46 61	237 A		Tulsa	53 72					
338 A		Houston Baptist	53 39	196 A		SMU	66 60					
302 A		Southern Miss.	66 65	252 H		Rice	68 64					
227 N		Ga. Southern	49 40	260 H		Arkansas St.	64 69					
202 H		Grambling	71 53	259 A		La.-Monroe	68 58					

Non-Div I Games: Wiley 59 57 St. Edward's 78 50

Stephen F. Austin

■ Loss,
 ■ Non-Conf,
 ■ S Site,
 ■ Home
 ■ A Away
 N Neutral

Average RPI Win:	238	WON-LOST	WINNING	LAST 12	STRENGTH OF	OPP. STRENGTH	TEAM	ADJ.	CONF.	ADJ CONF.
Average RPI Loss:	135	RECORD	PCT. RANK	GAMES	SCHEDULE	OF SCHEDULE	RPI	RPI	RPI	RPI
DIV. I ONLY	13- 3	25	10- 2	291	200	89	89	30	30	
DIV. I NON-CONF.	8- 3	73	5- 2	163	205	49	49	29	29	
TOTALS	RPI 1-25	RPI 26-50	W-L RECORDS	RPI 51-100	RPI 101-150	RPI 150+				
13- 3	0- 0	0- 1	OVERALL	1- 0	1- 1	11- 1				
6- 0	0- 0	0- 0	HOME	1- 0	0- 0	5- 0				
5- 3	0- 0	0- 1	AWAY	0- 0	0- 1	5- 1				
2- 0	0- 0	0- 0	NEUTRAL	0- 0	1- 0	1- 0				
8- 3	0- 0	0- 1	NON-CONFERENCE	1- 0	1- 1	6- 1				
3- 0	0- 0	0- 0	HOME	1- 0	0- 0	2- 0				
3- 3	0- 0	0- 1	AWAY	0- 0	0- 1	3- 1				
2- 0	0- 0	0- 0	NEUTRAL	0- 0	1- 0	1- 0				
5- 0	0- 0	0- 0	CONFERENCE	0- 0	0- 0	5- 0				
3- 0	0- 0	0- 0	HOME	0- 0	0- 0	3- 0				
2- 0	0- 0	0- 0	AWAY	0- 0	0- 0	2- 0				
0- 0	0- 0	0- 0	NEUTRAL	0- 0	0- 0	0- 0				

RPI 1-25			RPI 26-50			RPI 51-100			Team's RPI: 89	RPI 101+		
RPI	S	Opponent	Score	RPI	S	Opponent	Score	RPI	S	Opponent	Score	RPI
				33	A	Florida	57 71	58	H	Miami (OH)	71 62	113
										A	South Fla.	62 77
										N	Bradley	73 63
										A	Winthrop	74 72
										A	Ga. Southern	61 51
										H	Fla. Atlantic	52 37
										H	Campbell	70 55
										H	East Tenn. St.	68 60
										N	Niagara	67 52
										A	Kennesaw St.	65 55
										A	Ball St.	73 78
										A	Mercer	89 84
										H	S.C. Upstate	69 54
										H	Jacksonville	93 86
										A	Bethune-Cookman	82 64
LAST 12 Division I GAMES:												
300	H	S.C. Upstate	69 54	305	H	Jacksonville	93 86					
333	A	Bethune-Cookman	82 64	294	A	Mercer	89 84					
227	A	Ga. Southern	61 51	256	A	Kennesaw St.	65 55					
258	A	Ball St.	73 78	232	H	Fla. Atlantic	52 37					
241	H	East Tenn. St.	68 60	240	H	Campbell	70 55					
113	A	South Fla.	62 77	58	H	Miami (OH)	71 62					

Non-Div I Games: Palm Beach Atl. 63 52

Stetson

Average RPI Win: 202	WON-LOST	WINNING	LAST 12	STRENGTH OF	OPP. STRENGTH	TEAM	ADJ.	CONF.	ADJ CONF.
Average RPI Loss: 141	RECORD	PCT. RANK	GAMES	SCHEDULE	OF SCHEDULE	RPI	RPI	RPI	RPI
DIV. I ONLY	4- 12	285	3- 9	71	279	246	246	13	13
DIV. I NON-CONF.	3- 10	281	2- 7	64	261	232	232	13	13
TOTALS	RPI 1-25	RPI 26-50	W-L RECORDS	RPI 51-100	RPI 101-150	RPI 150+			
4- 12	0- 1	0- 0	OVERALL	0- 2	0- 3	4- 6			
3- 5	0- 0	0- 0	HOME	0- 1	0- 1	3- 3			
1- 7	0- 1	0- 0	AWAY	0- 1	0- 2	1- 3			
0- 0	0- 0	0- 0	NEUTRAL	0- 0	0- 0	0- 0			
3- 10	0- 1	0- 0	NON-CONFERENCE	0- 2	0- 2	3- 5			
3- 3	0- 0	0- 0	HOME	0- 1	0- 0	3- 2			
0- 7	0- 1	0- 0	AWAY	0- 1	0- 2	0- 3			
0- 0	0- 0	0- 0	NEUTRAL	0- 0	0- 0	0- 0			
1- 2	0- 0	0- 0	CONFERENCE	0- 0	0- 1	1- 1			
0- 2	0- 0	0- 0	HOME	0- 0	0- 1	0- 1			
1- 0	0- 0	0- 0	AWAY	0- 0	0- 0	1- 0			
0- 0	0- 0	0- 0	NEUTRAL	0- 0	0- 0	0- 0			

RPI 1-25				RPI 26-50				RPI 51-100				RPI 101+ Team's RPI: 246			
RPI	S	Opponent	Score	RPI	S	Opponent	Score	RPI	S	Opponent	Score	RPI	S	Opponent	Score
15	A	Ohio St.	37 84					76	H	LIU Brooklyn	59 66	109	A	Seton Hall	30 65
								82	A	Sacred Heart	33 55	110	H	Albany (NY)	32 57
												116	A	Fairfield	34 42
												159	A	Rider	41 53
												166	H	Robert Morris	42 40
												172	H	Fordham	37 41
												175	A	Iona	48 52
												182	H	Youngstown St.	54 47
												190	H	George Mason	50 54
												220	H	Morgan St.	65 48
												225	H	Binghamton	32 44
												238	A	Vermont	54 47
												265	A	Fairleigh Dickinson	48 51
LAST 12 Division I GAMES:															
109	A	Seton Hall	30 65	110	H	Albany (NY)	32 57								
265	A	Fairleigh Dickinson	48 51	225	H	Binghamton	32 44								
172	H	Fordham	37 41	238	A	Vermont	54 47								
76	H	LIU Brooklyn	59 66	182	H	Youngstown St.	54 47								
159	A	Rider	41 53	220	H	Morgan St.	65 48								
82	A	Sacred Heart	33 55	15	A	Ohio St.	37 84								

Non-Div I Games:

Stony Brook

Average RPI Win:	216	WON-LOST	WINNING	LAST 12	STRENGTH OF	OPP. STRENGTH	TEAM	ADJ.	CONF.	ADJ CONF.
Average RPI Loss:	46	RECORD	PCT. RANK	GAMES	SCHEDULE	OF SCHEDULE	RPI	RPI	RPI	RPI
DIV. I ONLY	12- 5	73	7- 5	150	117	87	87	2	2	
DIV. I NON-CONF.	11- 3	47	6- 3	215	158	119	119	2	2	
TOTALS	RPI 1-25	RPI 26-50	W-L RECORDS	RPI 51-100	RPI 101-150	RPI 150+				
12- 5	0- 1	0- 1	OVERALL	0- 3	2- 0	10- 0				
7- 1	0- 0	0- 0	HOME	0- 1	1- 0	6- 0				
3- 1	0- 1	0- 0	AWAY	0- 0	1- 0	2- 0				
2- 3	0- 0	0- 1	NEUTRAL	0- 2	0- 0	2- 0				
11- 3	0- 0	0- 1	NON-CONFERENCE	0- 2	1- 0	10- 0				
7- 0	0- 0	0- 0	HOME	0- 0	1- 0	6- 0				
2- 0	0- 0	0- 0	AWAY	0- 0	0- 0	2- 0				
2- 3	0- 0	0- 1	NEUTRAL	0- 2	0- 0	2- 0				
1- 2	0- 1	0- 0	CONFERENCE	0- 1	1- 0	0- 0				
0- 1	0- 0	0- 0	HOME	0- 1	0- 0	0- 0				
1- 1	0- 1	0- 0	AWAY	0- 0	1- 0	0- 0				
0- 0	0- 0	0- 0	NEUTRAL	0- 0	0- 0	0- 0				

RPI	S	Opponent	Score	RPI	S	Opponent	Score	RPI	S	Opponent	Score	RPI	S	Opponent	Score
10	A	Rutgers	44 55	45	N	Oklahoma	63 82	52	N	BYU	59 83	133	H	Coppin St.	56 50
								55	N	Arizona	74 80	145	A	Pittsburgh	83 60
								68	H	West Virginia	72 76	173	H	Buffalo	79 59
												186	H	Saint Francis (PA)	88 45
												189	N	Xavier	70 67
												225	A	Binghamton	90 57
												230	H	Lafayette	74 54
												231	A	Boise St.	70 47
												253	H	Niagara	81 30
												255	H	Long Beach St.	81 42
												266	N	Ohio	81 70
												309	H	Colgate	83 32
LAST 12 Division I GAMES:															
45	N	Oklahoma	63 82	145	A	Pittsburgh	83 60								
189	N	Xavier	70 67	10	A	Rutgers	44 55								
133	H	Coppin St.	56 50	309	H	Colgate	83 32								
68	H	West Virginia	72 76	253	H	Niagara	81 30								
52	N	BYU	59 83	266	N	Ohio	81 70								
55	N	Arizona	74 80	231	A	Boise St.	70 47								

Non-Div I Games:

Syracuse

■ Loss,
 ■ Non-Conf,
 ■ S Site,
 ■ Home
 ■ Away
 N Neutral

TCU				Through Games Of Sunday, January 8, 2012						
Average RPI Win:	231	WON-LOST	WINNING	LAST 12	STRENGTH OF	OPP. STRENGTH	TEAM	ADJ.	CONF.	ADJ CONF.
Average RPI Loss:	95	RECORD	PCT. RANK	GAMES	SCHEDULE	OF SCHEDULE	RPI	RPI	RPI	RPI
DIV. I ONLY	7- 8	183	6- 6	224	54	214	214	23	23	
DIV. I NON-CONF.	7- 8	179	6- 6	221	57	220	220	26	26	
TOTALS	RPI 1-25	RPI 26-50	W-L RECORDS	RPI 51-100	RPI 101-150	RPI 150+				
7- 8	0- 2	0- 2	OVERALL	0- 1	2- 1	5- 2				
5- 4	0- 1	0- 1	HOME	0- 0	2- 1	3- 1				
1- 3	0- 1	0- 1	AWAY	0- 0	0- 0	1- 1				
1- 1	0- 0	0- 0	NEUTRAL	0- 1	0- 0	1- 0				
7- 8	0- 2	0- 2	NON-CONFERENCE	0- 1	2- 1	5- 2				
5- 4	0- 1	0- 1	HOME	0- 0	2- 1	3- 1				
1- 3	0- 1	0- 1	AWAY	0- 0	0- 0	1- 1				
1- 1	0- 0	0- 0	NEUTRAL	0- 1	0- 0	1- 0				
0- 0	0- 0	0- 0	CONFERENCE	0- 0	0- 0	0- 0				
0- 0	0- 0	0- 0	HOME	0- 0	0- 0	0- 0				
0- 0	0- 0	0- 0	AWAY	0- 0	0- 0	0- 0				
0- 0	0- 0	0- 0	NEUTRAL	0- 0	0- 0	0- 0				

T
C
U

RPI 1-25			
RPI	S	Opponent	Score
8	H	Texas A&M	53 68
25	A	Georgia	60 83

RPI 26-50			
RPI	S	Opponent	Score
45	A	Oklahoma	54 82
47	H	North Carolina St.	79 85

RPI 51-100			
RPI	S	Opponent	Score
94	N	Hartford	60 64

RPI 101+				Team's RPI:	214
RPI	S	Opponent	Score		
135	H	Sam Houston St.	60 49		
141	H	Harvard	44 56		
143	H	Lamar	73 59		
172	N	Fordham	48 47		
196	A	SMU	38 47		
205	H	Tex.-Pan American	54 56		
237	H	Tulsa	60 43		
289	H	UTSA	65 30		
312	A	Houston	80 35		
331	H	Texas Southern	66 38		

T
C
U

LAST 12 Division I GAMES:					
135	H	Sam Houston St.	60 49	141	H Harvard 44 56
8	H	Texas A&M	53 68	205	H Tex.-Pan American 54 56
143	H	Lamar	73 59	331	H Texas Southern 66 38
312	A	Houston	80 35	45	A Oklahoma 54 82
172	N	Fordham	48 47	237	H Tulsa 60 43
94	N	Hartford	60 64	47	H North Carolina St. 79 85

Non-Div I Games:

TCU

Average RPI Win:	165	WON-LOST	WINNING	LAST 12	STRENGTH OF	OPP. STRENGTH	TEAM	ADJ.	CONF.	ADJ CONF.
Average RPI Loss:	48	RECORD	PCT. RANK	GAMES	SCHEDULE	OF SCHEDULE	RPI	RPI	RPI	RPI
DIV. I ONLY	7- 7	171	5- 7	31	9	66	66	9	9	
DIV. I NON-CONF.	6- 7	181	4- 7	36	12	72	72	8	8	
TOTALS	RPI 1-25	RPI 26-50	W-L RECORDS	RPI 51-100	RPI 101-150	RPI 150+				
7- 7	0- 5	1- 0	OVERALL	2- 1	1- 0	3- 1				
4- 2	0- 2	0- 0	HOME	2- 0	1- 0	1- 0				
3- 3	0- 2	1- 0	AWAY	0- 0	0- 0	2- 1				
0- 2	0- 1	0- 0	NEUTRAL	0- 1	0- 0	0- 0				
6- 7	0- 5	0- 0	NON-CONFERENCE	2- 1	1- 0	3- 1				
4- 2	0- 2	0- 0	HOME	2- 0	1- 0	1- 0				
2- 3	0- 2	0- 0	AWAY	0- 0	0- 0	2- 1				
0- 2	0- 1	0- 0	NEUTRAL	0- 1	0- 0	0- 0				
1- 0	0- 0	1- 0	CONFERENCE	0- 0	0- 0	0- 0				
0- 0	0- 0	0- 0	HOME	0- 0	0- 0	0- 0				
1- 0	0- 0	1- 0	AWAY	0- 0	0- 0	0- 0				
0- 0	0- 0	0- 0	NEUTRAL	0- 0	0- 0	0- 0				

RPI 1-25				RPI 26-50				RPI 51-100 Team's RPI: 66				RPI 101+			
RPI	S	Opponent	Score	RPI	S	Opponent	Score	RPI	S	Opponent	Score	RPI	S	Opponent	Score
8	N	Texas A&M	59 71	39	A	Richmond	56 55	53	H	UCLA	59 53	128	H	Auburn	73 57
10	A	Rutgers	50 71					57	N	St. John's (NY)	53 59	218	A	Northern Ill.	52 58
12	H	Duke	54 65					58	H	Miami (OH)	70 36	251	A	Northeastern	72 58
15	A	Ohio St.	66 70									306	A	Western Mich.	64 52
16	H	Villanova	47 56									320	H	Kent St.	68 33
LAST 12 Division I GAMES:															
320	H	Kent St.	68 33	39	A	Richmond	56 55	506	A	Western Mich.	64 52	12	H	Duke	54 65
128	H	Auburn	73 57	57	N	St. John's (NY)	53 59	16	H	Villanova	47 56	53	H	UCLA	59 53
10	A	Rutgers	50 71	8	N	Texas A&M	59 71	53	H	UCLA	59 53	15	A	Ohio St.	66 70
57	N	St. John's (NY)	53 59	218	A	Northern Ill.	52 58								

Non-Div I Games:

Temple

Tennessee

Through Games Of Sunday, January 8, 2012

Average RPI Win: 72		WON-LOST	WINNING	LAST 12	STRENGTH OF		OPP. STRENGTH	TEAM	ADJ.	CONF.	ADJ CONF.
Average RPI Loss: 14		RECORD	PCT. RANK	GAMES	SCHEDULE		OF SCHEDULE	RPI	RPI	RPI	RPI
DIV. I ONLY		12- 3	32	10- 2	1		8	1	1	3	3
DIV. I NON-CONF.		9- 3	60	7- 2	1		4	1	1	5	5
TOTALS		RPI 1-25	RPI 26-50		W-L RECORDS		RPI 51-100	RPI 101-150		RPI 150+	
12- 3	4- 2	0- 1		OVERALL		5- 0	2- 0		1- 0		
7- 1	2- 1	0- 0		HOME		3- 0	1- 0		1- 0		
4- 2	1- 1	0- 1		AWAY		2- 0	1- 0		0- 0		
1- 0	1- 0	0- 0		NEUTRAL		0- 0	0- 0		0- 0		
9- 3	3- 2	0- 1		NON-CONFERENCE		4- 0	1- 0		1- 0		
6- 1	1- 1	0- 0		HOME		3- 0	1- 0		1- 0		
2- 2	1- 1	0- 1		AWAY		1- 0	0- 0		0- 0		
1- 0	1- 0	0- 0		NEUTRAL		0- 0	0- 0		0- 0		
3- 0	1- 0	0- 0		CONFERENCE		1- 0	1- 0		0- 0		
1- 0	1- 0	0- 0		HOME		0- 0	0- 0		0- 0		
2- 0	0- 0	0- 0		AWAY		1- 0	1- 0		0- 0		
0- 0	0- 0	0- 0		NEUTRAL		0- 0	0- 0		0- 0		

RPI	S	Opponent	Score	RPI	S	Opponent	Score	RPI	S	Opponent	Score	RPI	S	Opponent	Score
2	H	Baylor	67 76	35	A	Virginia	64 69	53	A	UCLA	85 64	126	H	Pepperdine	89 57
4	A	Stanford	80 97					63	H	Chattanooga	90 47	128	A	Auburn	73 52
10	A	Rutgers	67 61					67	A	Arkansas	69 38	208	H	Old Dominion	90 37
19	N	DePaul	84 61					71	H	Texas	73 57				
23	H	Miami (FL)	92 76					73	H	Middle Tenn.	82 43				
25	H	Georgia	80 51												
LAST 12 Division I GAMES:															
4	A	Stanford	80 97	67	A	Arkansas	69 38								
53	A	UCLA	85 64	25	H	Georgia	80 51								
10	A	Rutgers	67 61	63	H	Chattanooga	90 47								
19	N	DePaul	84 61	128	A	Auburn	73 52								
71	H	Texas	73 57	208	H	Old Dominion	90 37								
73	H	Middle Tenn.	82 43	2	H	Baylor	67 76								

Non-Div I Games:

Tennessee

■ Loss,
 ■ Non-Conf, S Site,
 ■ Home
 ■ Away
 N Neutral

Tennessee St.

Through Games Of Sunday, January 8, 2012

Average RPI Win:	265	WON-LOST	WINNING	LAST 12	STRENGTH OF	OPP. STRENGTH	TEAM	ADJ.	CONF.	ADJ CONF.
Average RPI Loss:	174	RECORD	PCT. RANK	GAMES	SCHEDULE	OF SCHEDULE	RPI	RPI	RPI	RPI
DIV. I ONLY	5- 10	245	4- 8	210	337	271	271	32	32	
DIV. I NON-CONF.	3- 8	268	2- 6	134	337	248	248	31	31	
TOTALS	RPI 1-25	RPI 26-50	W-L RECORDS	RPI 51-100	RPI 101-150	RPI 150+				
5- 10	0- 1	0- 0	OVERALL	0- 2	0- 2	5- 5				
3- 3	0- 0	0- 0	HOME	0- 0	0- 1	3- 2				
1- 6	0- 1	0- 0	AWAY	0- 1	0- 1	1- 3				
1- 1	0- 0	0- 0	NEUTRAL	0- 1	0- 0	1- 0				
3- 8	0- 1	0- 0	NON-CONFERENCE	0- 2	0- 1	3- 4				
2- 2	0- 0	0- 0	HOME	0- 0	0- 0	2- 2				
0- 5	0- 1	0- 0	AWAY	0- 1	0- 1	0- 2				
1- 1	0- 0	0- 0	NEUTRAL	0- 1	0- 0	1- 0				
2- 2	0- 0	0- 0	CONFERENCE	0- 0	0- 1	2- 1				
1- 1	0- 0	0- 0	HOME	0- 0	0- 1	1- 0				
1- 1	0- 0	0- 0	AWAY	0- 0	0- 0	1- 1				
0- 0	0- 0	0- 0	NEUTRAL	0- 0	0- 0	0- 0				

RPI 1-25				RPI 26-50				RPI 51-100				RPI 101+ Team's RPI: 271			
RPI	S	Opponent	Score	RPI	S	Opponent	Score	RPI	S	Opponent	Score	RPI	S	Opponent	Score
15	A	Ohio St.	51 78					64	N	Fresno St.	66 83	101	A	Memphis	64 88
								73	A	Middle Tenn.	53 94	120	H	UT Martin	105 114
												161	H	Florida A&M	75 90
												164	H	South Ala.	74 69
												219	N	Cal St. Fullerton	61 48
												263	H	Austin Peay	95 81
												281	A	Eastern Ky.	59 79
												286	A	Cleveland St.	56 74
												301	H	Southern Ill.	68 89
												335	A	Jackson St.	43 67
												339	H	Lipscomb	80 54
												341	A	Jacksonville St.	67 57
LAST 12 Division I GAMES:															
73	A	Middle Tenn.	53 94	341	A	Jacksonville St.	67 57								
335	A	Jackson St.	43 67	120	H	UT Martin	105 114								
164	H	South Ala.	74 69	281	A	Eastern Ky.	59 79								
101	A	Memphis	64 88	263	H	Austin Peay	95 81								
219	N	Cal St. Fullerton	61 48	161	H	Florida A&M	75 90								
64	N	Fresno St.	66 83	301	H	Southern Ill.	68 89								

Non-Div I Games: Cumberland (TN) 78 48

Tennessee St.

■ Loss,
 ■ Non-Conf,
 ■ S Site,
 ■ Home
 ■ A Away
 N Neutral

Tennessee Tech

Through Games Of Sunday, January 8, 2012

Average RPI Win:	247	WON-LOST	WINNING	LAST 12	STRENGTH OF	OPP. STRENGTH	TEAM	ADJ.	CONF.	ADJ CONF.
Average RPI Loss:	163	RECORD	PCT. RANK	GAMES	SCHEDULE	OF SCHEDULE	RPI	RPI	RPI	RPI
DIV. I ONLY	4- 11	278	3- 9	234	247	283	283	32	32	
DIV. I NON-CONF.	3- 9	274	2- 7	254	230	293	293	31	31	
TOTALS	RPI 1-25	RPI 26-50	W-L RECORDS	RPI 51-100	RPI 101-150	RPI 150+				
4- 11	0- 0	0- 0	OVERALL	0- 3	0- 1	4- 7				
2- 4	0- 0	0- 0	HOME	0- 1	0- 0	2- 3				
2- 7	0- 0	0- 0	AWAY	0- 2	0- 1	2- 4				
0- 0	0- 0	0- 0	NEUTRAL	0- 0	0- 0	0- 0				
3- 9	0- 0	0- 0	NON-CONFERENCE	0- 3	0- 0	3- 6				
1- 4	0- 0	0- 0	HOME	0- 1	0- 0	1- 3				
2- 5	0- 0	0- 0	AWAY	0- 2	0- 0	2- 3				
0- 0	0- 0	0- 0	NEUTRAL	0- 0	0- 0	0- 0				
1- 2	0- 0	0- 0	CONFERENCE	0- 0	0- 1	1- 1				
1- 0	0- 0	0- 0	HOME	0- 0	0- 0	1- 0				
0- 2	0- 0	0- 0	AWAY	0- 0	0- 1	0- 1				
0- 0	0- 0	0- 0	NEUTRAL	0- 0	0- 0	0- 0				

RPI 1-25				RPI 26-50				RPI 51-100				RPI 101+				Team's RPI: 283	
RPI	S	Opponent	Score	RPI	S	Opponent	Score	RPI	S	Opponent	Score	RPI	S	Opponent	Score		
								53	A	UCLA	52	74	120	A	UT Martin	61	83
								73	A	Middle Tenn.	55	74	156	H	Marshall	68	73
								76	H	LIU Brooklyn	60	62	167	A	SIU Edwardsville	54	62
													179	A	Samford	55	61
													187	A	Louisiana Tech	64	82
													193	A	Alabama A&M	35	61
													198	H	Western Ky.	69	59
													241	A	East Tenn. St.	87	76
													249	H	Western Caro.	58	61
													259	A	La.-Monroe	68	64
													290	H	Morehead St.	68	50
													339	H	Lipscomb	61	66
LAST 12 Division I GAMES:																	
259	A	La.-Monroe	68	64	290	H	Morehead St.	68	50								
179	A	Samford	55	61	167	A	SIU Edwardsville	54	62								
198	H	Western Ky.	69	59	120	A	UT Martin	61	83								
339	H	Lipscomb	61	66	156	H	Marshall	68	73								
193	A	Alabama A&M	35	61	187	A	Louisiana Tech	64	82								
249	H	Western Caro.	58	61	73	A	Middle Tenn.	55	74								

Non-Div I Games: Tenn. Wesleyan 66 52

Tennessee Tech

■ Loss,
 ■ Non-Conf,
 ■ S Site,
 ■ H Home
 ■ A Away
 N Neutral

Average RPI Win:	288	WON-LOST	WINNING	LAST 12	STRENGTH OF	OPP. STRENGTH	TEAM	ADJ.	CONF.	ADJ CONF.
Average RPI Loss:	118	RECORD	PCT. RANK	GAMES	SCHEDULE	OF SCHEDULE	RPI	RPI	RPI	RPI
DIV. I ONLY	4- 11	278	4- 6	59	303	205	205	33	33	
DIV. I NON-CONF.	4- 11	273	4- 6	66	305	210	210	33	33	
TOTALS	RPI 1-25	RPI 26-50	W-L RECORDS	RPI 51-100	RPI 101-150	RPI 150+				
4- 11	0- 1	0- 2	OVERALL	0- 3	0- 2	4- 3				
2- 2	0- 0	0- 0	HOME	0- 0	0- 0	2- 2				
2- 6	0- 1	0- 2	AWAY	0- 1	0- 1	2- 1				
0- 3	0- 0	0- 0	NEUTRAL	0- 2	0- 1	0- 0				
4- 11	0- 1	0- 2	NON-CONFERENCE	0- 3	0- 2	4- 3				
2- 2	0- 0	0- 0	HOME	0- 0	0- 0	2- 2				
2- 6	0- 1	0- 2	AWAY	0- 1	0- 1	2- 1				
0- 3	0- 0	0- 0	NEUTRAL	0- 2	0- 1	0- 0				
0- 0	0- 0	0- 0	CONFERENCE	0- 0	0- 0	0- 0				
0- 0	0- 0	0- 0	HOME	0- 0	0- 0	0- 0				
0- 0	0- 0	0- 0	AWAY	0- 0	0- 0	0- 0				
0- 0	0- 0	0- 0	NEUTRAL	0- 0	0- 0	0- 0				

RPI 1-25				RPI 26-50				RPI 51-100				RPI 101+ Team's RPI: 205			
RPI	S	Opponent	Score	RPI	S	Opponent	Score	RPI	S	Opponent	Score	RPI	S	Opponent	Score
23	A	Miami (FL)	37 83	31	A	Nebraska	27 65	81	A	UTEP	51 62	124	N	Yale	57 59
				43	A	Oklahoma St.	35 74	91	N	Colorado	49 67	135	A	Sam Houston St.	56 64
								93	N	McNeese St.	46 67	162	H	Stephen F. Austin	58 69
												214	A	TCU	56 54
												224	H	Texas St.	61 66
												289	A	UTSA	54 68
												311	H	Texas-Arlington	72 65
												314	A	A&M-Corpus Christi	58 56
												314	H	A&M-Corpus Christi	69 52
LAST 12 Division I GAMES:															
162	H	Stephen F. Austin	58 69	214	A	TCU	56 54								
314	H	A&M-Corpus Christi	69 52	311	H	Texas-Arlington	72 65								
31	A	Nebraska	27 65	289	A	UTSA	54 68								
135	A	Sam Houston St.	56 64	91	N	Colorado	49 67								
314	A	A&M-Corpus Christi	58 56	43	A	Oklahoma St.	35 74								
124	N	Yale	57 59	93	N	McNeese St.	46 67								

Non-Div I Games: Paul Quinn 72 43 Huston-Tillotson 94 51 Our Lady Of The Lak73 66

Tex.-Pan American

Loss, Non-Conf, S Site, H Home A Away N Neutral

Average RPI Win:	183	WON-LOST	WINNING	LAST 12	STRENGTH OF	OPP. STRENGTH	TEAM	ADJ.	CONF.	ADJ CONF.
Average RPI Loss:	21	RECORD	PCT. RANK	GAMES	SCHEDULE	OF SCHEDULE	RPI	RPI	RPI	RPI
DIV. I ONLY	10- 4	63	9- 3	109	12	71	71	1	1	
DIV. I NON-CONF.	10- 2	31	9- 1	196	10	89	89	1	1	
TOTALS	RPI 1-25	RPI 26-50	W-L RECORDS	RPI 51-100	RPI 101-150	RPI 150+				
10- 4	0- 2	2- 2	OVERALL	1- 0	0- 0	7- 0				
7- 2	0- 1	0- 1	HOME	1- 0	0- 0	6- 0				
1- 2	0- 1	0- 1	AWAY	0- 0	0- 0	1- 0				
2- 0	0- 0	2- 0	NEUTRAL	0- 0	0- 0	0- 0				
10- 2	0- 2	2- 0	NON-CONFERENCE	1- 0	0- 0	7- 0				
7- 1	0- 1	0- 0	HOME	1- 0	0- 0	6- 0				
1- 1	0- 1	0- 0	AWAY	0- 0	0- 0	1- 0				
2- 0	0- 0	2- 0	NEUTRAL	0- 0	0- 0	0- 0				
0- 2	0- 0	0- 2	CONFERENCE	0- 0	0- 0	0- 0				
0- 1	0- 0	0- 1	HOME	0- 0	0- 0	0- 0				
0- 1	0- 0	0- 1	AWAY	0- 0	0- 0	0- 0				
0- 0	0- 0	0- 0	NEUTRAL	0- 0	0- 0	0- 0				

RPI 1-25				RPI 26-50				RPI 51-100				Team's RPI: 71	RPI 101+			
RPI	S	Opponent	Score	RPI	S	Opponent	Score	RPI	S	Opponent	Score		RPI	S	Opponent	Score
1	A	Tennessee	57 73	35	N	Virginia	79 53	70	H	Michigan St.	61 53		151	H	North Texas	71 62
4	H	Stanford	59 72	36	H	Kansas	67 72						202	H	Grambling	91 38
				43	A	Oklahoma St.	51 70						212	A	Hawaii	71 50
				48	N	California	61 60						233	H	Ark.-Pine Bluff	79 40
													236	H	Alcorn St.	74 42
													317	H	Delaware St.	89 35
													322	H	Southeastern La.	73 65
LAST 12 Division I GAMES:																
233	H	Ark.-Pine Bluff	79 40	43	A	Oklahoma St.	51 70									
70	H	Michigan St.	61 53	36	H	Kansas	67 72									
1	A	Tennessee	57 73	317	H	Delaware St.	89 35									
212	A	Hawaii	71 50	202	H	Grambling	91 38									
48	N	California	61 60	151	H	North Texas	71 62									
35	N	Virginia	79 53	236	H	Alcorn St.	74 42									

Non-Div I Games:

Texas

Average RPI Win:	96	WON-LOST	WINNING	LAST 12	STRENGTH OF	OPP. STRENGTH	TEAM	ADJ.	CONF.	ADJ CONF.
Average RPI Loss:	12	RECORD	PCT. RANK	GAMES	SCHEDULE	OF SCHEDULE	RPI	RPI	RPI	RPI
DIV. I ONLY	10- 3	46	9- 3	7	3	8	8	1	1	
DIV. I NON-CONF.	9- 2	38	8- 2	12	9	8	8	1	1	
TOTALS	RPI 1-25	RPI 26-50	W-L RECORDS	RPI 51-100	RPI 101-150	RPI 150+				
10- 3	1- 3	2- 0	OVERALL	3- 0	2- 0	2- 0				
6- 0	1- 0	2- 0	HOME	1- 0	2- 0	0- 0				
2- 3	0- 3	0- 0	AWAY	0- 0	0- 0	2- 0				
2- 0	0- 0	0- 0	NEUTRAL	2- 0	0- 0	0- 0				
9- 2	1- 2	1- 0	NON-CONFERENCE	3- 0	2- 0	2- 0				
5- 0	1- 0	1- 0	HOME	1- 0	2- 0	0- 0				
2- 2	0- 2	0- 0	AWAY	0- 0	0- 0	2- 0				
2- 0	0- 0	0- 0	NEUTRAL	2- 0	0- 0	0- 0				
1- 1	0- 1	1- 0	CONFERENCE	0- 0	0- 0	0- 0				
1- 0	0- 0	1- 0	HOME	0- 0	0- 0	0- 0				
0- 1	0- 1	0- 0	AWAY	0- 0	0- 0	0- 0				
0- 0	0- 0	0- 0	NEUTRAL	0- 0	0- 0	0- 0				

RPI	S	Opponent	Score	RPI	S	Opponent	Score	RPI	S	Opponent	Score	RPI	S	Opponent	Score
5	A	Connecticut	51 81	26	H	Louisville	76 58	62	N	Iowa	74 58	122	H	Mississippi St.	93 47
9	A	Kansas St.	69 71	45	H	Oklahoma	75 58	66	N	Temple	71 59	143	H	Lamar	83 58
18	H	Southern California	71 70					93	H	McNeese St.	72 62	169	A	UALR	83 54
22	A	Purdue	51 60									214	A	TCU	68 53
LAST 12 Division I GAMES:															
5	A	Connecticut	51 81	45	H	Oklahoma	75 58								
22	A	Purdue	51 60	9	A	Kansas St.	69 71								
62	N	Iowa	74 58	93	H	McNeese St.	72 62								
66	N	Temple	71 59	18	H	Southern California	71 70								
122	H	Mississippi St.	93 47	214	A	TCU	68 53								
169	A	UALR	83 54	26	H	Louisville	76 58								

Non-Div I Games:

Texas A&M

Texas Southern

Through Games Of Sunday, January 8, 2012

Average RPI Win:	314	WON-LOST	WINNING	LAST 12	STRENGTH OF	OPP. STRENGTH	TEAM	ADJ.	CONF.	ADJ CONF.
Average RPI Loss:	195	RECORD	PCT. RANK	GAMES	SCHEDULE	OF SCHEDULE	RPI	RPI	RPI	RPI
DIV. I ONLY	1- 12	331	1- 11	248	307	331	331	31	31	
DIV. I NON-CONF.	1- 9	322	1- 8	139	297	314	314	23	23	
TOTALS	RPI 1-25	RPI 26-50	W-L RECORDS	RPI 51-100	RPI 101-150	RPI 150+				
1- 12	0- 1	0- 0	OVERALL	0- 2	0- 1	1- 8				
0- 7	0- 0	0- 0	HOME	0- 1	0- 0	0- 6				
0- 4	0- 1	0- 0	AWAY	0- 1	0- 1	0- 1				
1- 1	0- 0	0- 0	NEUTRAL	0- 0	0- 0	1- 1				
1- 9	0- 1	0- 0	NON-CONFERENCE	0- 2	0- 1	1- 5				
0- 4	0- 0	0- 0	HOME	0- 1	0- 0	0- 3				
0- 4	0- 1	0- 0	AWAY	0- 1	0- 1	0- 1				
1- 1	0- 0	0- 0	NEUTRAL	0- 0	0- 0	1- 1				
0- 3	0- 0	0- 0	CONFERENCE	0- 0	0- 0	0- 3				
0- 3	0- 0	0- 0	HOME	0- 0	0- 0	0- 3				
0- 0	0- 0	0- 0	AWAY	0- 0	0- 0	0- 0				
0- 0	0- 0	0- 0	NEUTRAL	0- 0	0- 0	0- 0				

RPI 1-25				RPI 26-50				RPI 51-100				RPI 101+ Team's RPI: 331			
RPI	S	Opponent	Score	RPI	S	Opponent	Score	RPI	S	Opponent	Score	RPI	S	Opponent	Score
2	A	Baylor	39 91					67	A	Arkansas	41 86	136	A	Utah	33 75
								93	H	McNeese St.	37 70	210	H	Southern U.	39 49
												214	A	TCU	38 66
												236	H	Alcorn St.	48 51
												238	N	Vermont	60 72
												269	H	Nicholls St.	48 69
												280	H	Norfolk St.	58 80
												287	H	Air Force	54 64
												303	H	Prairie View	43 64
												314	N	A&M-Corpus Christi	63 54
LAST 12 Division I GAMES:															
136	A	Utah	33 75	303	H	Prairie View	43 64								
93	H	McNeese St.	37 70	210	H	Southern U.	39 49								
269	H	Nicholls St.	48 69	236	H	Alcorn St.	48 51								
2	A	Baylor	39 91	214	A	TCU	38 66								
238	N	Vermont	60 72	67	A	Arkansas	41 86								
314	N	A&M-Corpus Christi	63 54	287	H	Air Force	54 64								

Non-Div I Games:

Texas Southern

 Loss,
 Non-Conf,
 S Site,
 Home
 Away
 N Neutral

Average RPI Win:	288	WON-LOST	WINNING	LAST 12	STRENGTH OF	OPP. STRENGTH	TEAM	ADJ.	CONF.	ADJ CONF.
Average RPI Loss:	158	RECORD	PCT. RANK	GAMES	SCHEDULE	OF SCHEDULE	RPI	RPI	RPI	RPI
DIV. I ONLY	5- 5	171	5- 5	293	314	224	224	25	25	
DIV. I NON-CONF.	4- 5	199	4- 5	243	316	201	201	25	25	
TOTALS	RPI 1-25	RPI 26-50	W-L RECORDS	RPI 51-100	RPI 101-150	RPI 150+				
5- 5	0- 1	0- 0	OVERALL	0- 1	0- 0	5- 3				
2- 2	0- 0	0- 0	HOME	0- 0	0- 0	2- 2				
3- 3	0- 1	0- 0	AWAY	0- 1	0- 0	3- 1				
0- 0	0- 0	0- 0	NEUTRAL	0- 0	0- 0	0- 0				
4- 5	0- 1	0- 0	NON-CONFERENCE	0- 1	0- 0	4- 3				
1- 2	0- 0	0- 0	HOME	0- 0	0- 0	1- 2				
3- 3	0- 1	0- 0	AWAY	0- 1	0- 0	3- 1				
0- 0	0- 0	0- 0	NEUTRAL	0- 0	0- 0	0- 0				
1- 0	0- 0	0- 0	CONFERENCE	0- 0	0- 0	1- 0				
1- 0	0- 0	0- 0	HOME	0- 0	0- 0	1- 0				
0- 0	0- 0	0- 0	AWAY	0- 0	0- 0	0- 0				
0- 0	0- 0	0- 0	NEUTRAL	0- 0	0- 0	0- 0				

RPI 1-25				RPI 26-50				RPI 51-100				RPI 101+ Team's RPI: 224			
RPI	S	Opponent	Score	RPI	S	Opponent	Score	RPI	S	Opponent	Score	RPI	S	Opponent	Score
20	A	Texas Tech	40 85					81	A	UTEP	58 81	151	H	North Texas	43 61
												205	A	Tex.-Pan American	66 61
												252	A	Rice	66 73
												256	A	Kennesaw St.	72 70
												287	H	Air Force	69 77
												310	A	Belmont	71 66
												330	H	Northwestern St.	70 68
												338	H	Houston Baptist	86 61
LAST 12 Division I GAMES:															
252	A	Rice	66 73	330	H	Northwestern St.	70 68								
20	A	Texas Tech	40 85	81	A	UTEP	58 81								
151	H	North Texas	43 61	338	H	Houston Baptist	86 61								
287	H	Air Force	69 77	310	A	Belmont	71 66								
205	A	Tex.-Pan American	66 61	256	A	Kennesaw St.	72 70								

Non-Div I Games: St. Thomas (TX) 92 50 Concordia (TX) 63 50 Texas Lutheran 85 28 Huston-Tillotson 102 69
Texas St.

Average RPI Win:	167	WON-LOST	WINNING	LAST 12	STRENGTH OF	OPP. STRENGTH	TEAM	ADJ.	CONF.	ADJ CONF.
Average RPI Loss:	0	RECORD	PCT. RANK	GAMES	SCHEDULE	OF SCHEDULE	RPI	RPI	RPI	RPI
DIV. I ONLY	14- 0	1	12- 0	146	77	20	20	1	1	
DIV. I NON-CONF.	12- 0	1	10- 0	249	90	32	32	1	1	
TOTALS	RPI 1-25	RPI 26-50	W-L RECORDS	RPI 51-100	RPI 101-150	RPI 150+				
14- 0	0- 0	2- 0	OVERALL	4- 0	1- 0	7- 0				
9- 0	0- 0	2- 0	HOME	1- 0	1- 0	5- 0				
3- 0	0- 0	0- 0	AWAY	2- 0	0- 0	1- 0				
2- 0	0- 0	0- 0	NEUTRAL	1- 0	0- 0	1- 0				
12- 0	0- 0	1- 0	NON-CONFERENCE	3- 0	1- 0	7- 0				
8- 0	0- 0	1- 0	HOME	1- 0	1- 0	5- 0				
2- 0	0- 0	0- 0	AWAY	1- 0	0- 0	1- 0				
2- 0	0- 0	0- 0	NEUTRAL	1- 0	0- 0	1- 0				
2- 0	0- 0	1- 0	CONFERENCE	1- 0	0- 0	0- 0				
1- 0	0- 0	1- 0	HOME	0- 0	0- 0	0- 0				
1- 0	0- 0	0- 0	AWAY	1- 0	0- 0	0- 0				
0- 0	0- 0	0- 0	NEUTRAL	0- 0	0- 0	0- 0				

RPI S	Opponent	Score	RPI S	Opponent	Score	RPI S	Opponent	Score	RPI S	Opponent	Score
37	H Penn St.	70 66	43	H Oklahoma St.	58 53	61	A Missouri	69 63	118	H UMKC	94 67
						65	H Central Ark.	76 43	198	H Western Ky.	75 38
						77	A San Diego	58 57	224	H Texas St.	85 40
						98	N Illinois	70 64	259	H La.-Monroe	94 54
									267	H New Mexico	69 43
									272	N CSU Bakersfield	81 63
									311	H Texas-Arlington	88 48
									312	A Houston	88 58
LAST 12 Division I GAMES:											
61	A Missouri	69 63	43	H Oklahoma St.	58 53	77	A San Diego	58 57	272	N CSU Bakersfield	81 63
37	H Penn St.	70 66							198	H Western Ky.	75 38
224	H Texas St.	85 40							98	N Illinois	70 64
259	H La.-Monroe	94 54							311	H Texas-Arlington	88 48
65	H Central Ark.	76 43									
118	H UMKC	94 67									

Non-Div I Games:

Texas Tech

Texas-Arlington

Through Games Of Sunday, January 8, 2012

Average RPI Win:	338	WON-LOST	WINNING	LAST 12	STRENGTH OF	OPP. STRENGTH	TEAM	ADJ.	CONF.	ADJ CONF.
Average RPI Loss:	149	RECORD	PCT. RANK	GAMES	SCHEDULE	OF SCHEDULE	RPI	RPI	RPI	RPI
DIV. I ONLY	1- 10	330	1- 10	127	273	311	311	25	25	
DIV. I NON-CONF.	1- 9	322	1- 9	115	235	309	309	25	25	
TOTALS	RPI 1-25	RPI 26-50	W-L RECORDS	RPI 51-100	RPI 101-150	RPI 150+				
1- 10	0- 1	0- 0	OVERALL	0- 3	0- 1	1- 5				
1- 3	0- 0	0- 0	HOME	0- 1	0- 0	1- 2				
0- 5	0- 1	0- 0	AWAY	0- 1	0- 1	0- 2				
0- 2	0- 0	0- 0	NEUTRAL	0- 1	0- 0	0- 1				
1- 9	0- 1	0- 0	NON-CONFERENCE	0- 3	0- 1	1- 4				
1- 3	0- 0	0- 0	HOME	0- 1	0- 0	1- 2				
0- 4	0- 1	0- 0	AWAY	0- 1	0- 1	0- 1				
0- 2	0- 0	0- 0	NEUTRAL	0- 1	0- 0	0- 1				
0- 1	0- 0	0- 0	CONFERENCE	0- 0	0- 0	0- 1				
0- 0	0- 0	0- 0	HOME	0- 0	0- 0	0- 0				
0- 1	0- 0	0- 0	AWAY	0- 0	0- 0	0- 1				
0- 0	0- 0	0- 0	NEUTRAL	0- 0	0- 0	0- 0				

RPI 1-25				RPI 26-50				RPI 51-100				RPI 101+ Team's RPI: 311			
RPI	S	Opponent	Score	RPI	S	Opponent	Score	RPI	S	Opponent	Score	RPI	S	Opponent	Score
20	A	Texas Tech	48 88					64	H	Fresno St.	48 78	101	A	Memphis	60 77
								67	A	Arkansas	34 57	151	H	North Texas	47 66
								83	N	Wichita St.	64 90	205	A	Tex.-Pan American	65 72
												222	H	George Washington	41 63
												269	A	Nicholls St.	59 78
												306	N	Western Mich.	63 67
												338	H	Houston Baptist	78 61
LAST 12 Division I GAMES:															
269	A	Nicholls St.	59 78	64	H	Fresno St.	48 78	338	H	Houston Baptist	78 61	205	A	Tex.-Pan American	65 72
101	A	Memphis	60 77	67	A	Arkansas	34 57	306	N	Western Mich.	63 67	83	N	Wichita St.	64 90
67	A	Arkansas	34 57	222	H	George Washington	41 63	20	A	Texas Tech	48 88				
151	H	North Texas	47 66												

Non-Div I Games: McMurry 52 41

Texas-Arlington

Loss, Non-Conf, S Site, H Home A Away N Neutral

Average RPI Win:	152	WON-LOST	WINNING	LAST 12	STRENGTH OF	OPP. STRENGTH	TEAM	ADJ.	CONF.	ADJ CONF.
Average RPI Loss:	151	RECORD	PCT. RANK	GAMES	SCHEDULE	OF SCHEDULE	RPI	RPI	RPI	RPI
DIV. I ONLY	8- 6	128	7- 5	93	131	112	112	14	14	
DIV. I NON-CONF.	7- 5	123	6- 4	80	108	94	94	16	16	
TOTALS	RPI 1-25	RPI 26-50	W-L RECORDS	RPI 51-100	RPI 101-150	RPI 150+				
8- 6	0- 2	0- 0	OVERALL	3- 1	1- 0	4- 3				
6- 2	0- 1	0- 0	HOME	2- 1	1- 0	3- 0				
2- 4	0- 1	0- 0	AWAY	1- 0	0- 0	1- 3				
0- 0	0- 0	0- 0	NEUTRAL	0- 0	0- 0	0- 0				
7- 5	0- 2	0- 0	NON-CONFERENCE	2- 1	1- 0	4- 2				
5- 2	0- 1	0- 0	HOME	1- 1	1- 0	3- 0				
2- 3	0- 1	0- 0	AWAY	1- 0	0- 0	1- 2				
0- 0	0- 0	0- 0	NEUTRAL	0- 0	0- 0	0- 0				
1- 1	0- 0	0- 0	CONFERENCE	1- 0	0- 0	0- 1				
1- 0	0- 0	0- 0	HOME	1- 0	0- 0	0- 0				
0- 1	0- 0	0- 0	AWAY	0- 0	0- 0	0- 1				
0- 0	0- 0	0- 0	NEUTRAL	0- 0	0- 0	0- 0				

RPI 1-25				RPI 26-50				RPI 51-100				RPI 101+				Team's RPI: 112
RPI	S	Opponent	Score	RPI	S	Opponent	Score	RPI	S	Opponent	Score	RPI	S	Opponent	Score	
17	A	Green Bay	68 84					51	A	Northwestern	75 56	110	H	Albany (NY)	53 39	
17	H	Green Bay	65 72					54	H	Dayton	61 51	175	H	Iona	54 42	
								92	H	Marquette	60 69	194	A	Indiana	69 58	
								99	H	Central Mich.	58 53	211	A	Milwaukee	57 60	
												248	H	Colorado St.	58 51	
												260	A	Arkansas St.	56 64	
												286	H	Cleveland St.	81 42	
												306	A	Western Mich.	67 70	
LAST 12 Division I GAMES:																
99	H	Central Mich.	58 53	92	H	Marquette	60 69									
306	A	Western Mich.	67 70	51	A	Northwestern	75 56									
175	H	Iona	54 42	211	A	Milwaukee	57 60									
260	A	Arkansas St.	56 64	286	H	Cleveland St.	81 42									
194	A	Indiana	69 58	17	H	Green Bay	65 72									
110	H	Albany (NY)	53 39	248	H	Colorado St.	58 51									

Non-Div I Games:

Toledo

Average RPI Win: 186		WON-LOST	WINNING	LAST 12	STRENGTH OF		OPP. STRENGTH	TEAM	ADJ.	CONF.	ADJ CONF.
Average RPI Loss: 22		RECORD	PCT. RANK	GAMES	SCHEDULE		OF SCHEDULE	RPI	RPI	RPI	RPI
DIV. I ONLY		10- 4	63	9- 3	107		23	42	42	7	7
DIV. I NON-CONF.		9- 2	38	8- 1	200		38	65	65	7	7
TOTALS		RPI 1-25	RPI 26-50		W-L RECORDS		RPI 51-100	RPI 101-150		RPI 150+	
10- 4	0- 3	1- 0		OVERALL		0- 1	2- 0		7- 0		
6- 0	0- 0	1- 0		HOME		0- 0	1- 0		4- 0		
4- 4	0- 3	0- 0		AWAY		0- 1	1- 0		3- 0		
0- 0	0- 0	0- 0		NEUTRAL		0- 0	0- 0		0- 0		
9- 2	0- 2	0- 0		NON-CONFERENCE		0- 0	2- 0		7- 0		
5- 0	0- 0	0- 0		HOME		0- 0	1- 0		4- 0		
4- 2	0- 2	0- 0		AWAY		0- 0	1- 0		3- 0		
0- 0	0- 0	0- 0		NEUTRAL		0- 0	0- 0		0- 0		
1- 2	0- 1	1- 0		CONFERENCE		0- 1	0- 0		0- 0		
1- 0	0- 0	1- 0		HOME		0- 0	0- 0		0- 0		
0- 2	0- 1	0- 0		AWAY		0- 1	0- 0		0- 0		
0- 0	0- 0	0- 0		NEUTRAL		0- 0	0- 0		0- 0		

RPI 1-25				RPI 26-50				Team's RPI: 42	RPI 51-100				RPI 101+			
RPI	S	Opponent	Score	RPI	S	Opponent	Score		RPI	S	Opponent	Score	RPI	S	Opponent	Score
3	A	Delaware	51 74	30	H	James Madison	65 58		74	A	Drexel	38 66	133	A	Coppin St.	61 59
5	A	Connecticut	31 92										142	H	UMBC	56 45
6	A	Maryland	46 82										186	A	Saint Francis (PA)	59 53
													198	A	Western Ky.	67 62
													199	H	Loyola Maryland	56 54
													213	H	Md.-East. Shore	58 45
													217	H	Canisius	64 50
													221	H	Mt. St. Mary's	71 70
													317	A	Delaware St.	70 59
LAST 12 Division I GAMES:																
74	A	Drexel	38 66	199	H	Loyola Maryland	56 54		317	A	Delaware St.	70 59				
3	A	Delaware	51 74	213	H	Md.-East. Shore	58 45		186	A	Saint Francis (PA)	59 53				
5	A	Connecticut	31 92	133	A	Coppin St.	61 59		30	H	James Madison	65 58				
142	H	UMBC	56 45													
221	H	Mt. St. Mary's	71 70													
217	H	Canisius	64 50													

Non-Div I Games:

Towson

Average RPI Win:	291	WON-LOST	WINNING	LAST 12	STRENGTH OF	OPP. STRENGTH	TEAM	ADJ.	CONF.	ADJ CONF.
Average RPI Loss:	213	RECORD	PCT. RANK	GAMES	SCHEDULE	OF SCHEDULE	RPI	RPI	RPI	RPI
DIV. I ONLY	1- 13	334	1- 11	326	275	337	337	20	20	
DIV. I NON-CONF.	1- 9	322	1- 7	336	331	341	341	20	20	
TOTALS	RPI 1-25	RPI 26-50	W-L RECORDS	RPI 51-100	RPI 101-150	RPI 150+				
1- 13	0- 0	0- 0	OVERALL	0- 1	0- 1	1- 11				
0- 4	0- 0	0- 0	HOME	0- 1	0- 0	0- 3				
1- 8	0- 0	0- 0	AWAY	0- 0	0- 1	1- 7				
0- 1	0- 0	0- 0	NEUTRAL	0- 0	0- 0	0- 1				
1- 9	0- 0	0- 0	NON-CONFERENCE	0- 0	0- 1	1- 8				
0- 3	0- 0	0- 0	HOME	0- 0	0- 0	0- 3				
1- 5	0- 0	0- 0	AWAY	0- 0	0- 1	1- 4				
0- 1	0- 0	0- 0	NEUTRAL	0- 0	0- 0	0- 1				
0- 4	0- 0	0- 0	CONFERENCE	0- 1	0- 0	0- 3				
0- 1	0- 0	0- 0	HOME	0- 1	0- 0	0- 0				
0- 3	0- 0	0- 0	AWAY	0- 0	0- 0	0- 3				
0- 0	0- 0	0- 0	NEUTRAL	0- 0	0- 0	0- 0				

RPI 1-25				RPI 26-50				RPI 51-100				RPI 101+ Team's RPI: 337					
RPI	S	Opponent	Score	RPI	S	Opponent	Score	RPI	S	Opponent	Score	RPI	S	Opponent	Score		
								73	H	Middle Tenn.	66	72	128	A	Auburn	47	74
													151	A	North Texas	36	57
													153	A	Denver	51	73
													176	A	Furman	57	75
													180	H	American	45	55
													198	A	Western Ky.	38	64
													216	H	Winthrop	66	80
													256	H	Kennesaw St.	57	66
													276	N	Evansville	49	59
													291	A	Alabama St.	60	53
													294	A	Mercer	59	69
													324	A	Maine	53	66
													341	A	Jacksonville St.	54	65
LAST 12 Division I GAMES:																	
				198	A	Western Ky.	38	64					151	A	North Texas	36	57
				73	H	Middle Tenn.	66	72					153	A	Denver	51	73
				341	A	Jacksonville St.	54	65					256	H	Kennesaw St.	57	66
				128	A	Auburn	47	74					294	A	Mercer	59	69
				276	N	Evansville	49	59					291	A	Alabama St.	60	53
				324	A	Maine	53	66					180	H	American	45	55

Non-Div I Games: Belhaven

53 56

Troy

T
u
l
a
n
e

Tulane				Through Games Of Sunday, January 8, 2012							
Average RPI Win:	166	WON-LOST	WINNING	LAST 12	STRENGTH OF	OPP. STRENGTH	TEAM	ADJ.	CONF.	ADJ CONF.	
Average RPI Loss:	82	RECORD	PCT. RANK	GAMES	SCHEDULE	OF SCHEDULE	RPI	RPI	RPI	RPI	
DIV. I ONLY		10- 3	46	8- 3	64	119	34	34	12	12	
DIV. I NON-CONF.		9- 2	38	7- 2	82	91	31	31	18	18	
TOTALS		RPI 1-25		RPI 26-50		W-L RECORDS		RPI 51-100		RPI 101-150	RPI 150+
10- 3		1- 1		0- 0		OVERALL		2- 0		0- 2	7- 0
6- 0		1- 0		0- 0		HOME		1- 0		0- 0	4- 0
3- 2		0- 0		0- 0		AWAY		0- 0		0- 2	3- 0
1- 1		0- 1		0- 0		NEUTRAL		1- 0		0- 0	0- 0
9- 2		1- 1		0- 0		NON-CONFERENCE		2- 0		0- 1	6- 0
5- 0		1- 0		0- 0		HOME		1- 0		0- 0	3- 0
3- 1		0- 0		0- 0		AWAY		0- 0		0- 1	3- 0
1- 1		0- 1		0- 0		NEUTRAL		1- 0		0- 0	0- 0
1- 1		0- 0		0- 0		CONFERENCE		0- 0		0- 1	1- 0
1- 0		0- 0		0- 0		HOME		0- 0		0- 0	1- 0
0- 1		0- 0		0- 0		AWAY		0- 0		0- 1	0- 0
0- 0		0- 0		0- 0		NEUTRAL		0- 0		0- 0	0- 0

RPI 1-25				RPI 26-50		Team's RPI: 34		RPI 51-100				RPI 101+			
RPI	S	Opponent	Score	RPI	S	Opponent	Score	RPI	S	Opponent	Score	RPI	S	Opponent	Score
21	H	LSU	65 62					60	H	Hampton	66 53	101	A	Memphis	59 61
22	N	Purdue	48 61					75	N	Idaho St.	45 37	122	A	Mississippi St.	55 70
												151	A	North Texas	55 47
												187	A	Louisiana Tech	61 52
												206	H	Col. of Charleston	57 42
												210	H	Southern U.	66 59
												223	H	UCF	64 52
												259	H	La.-Monroe	62 45
												270	A	La.-Lafayette	75 40
LAST 12 Division I GAMES:															
223	H	UCF	64 52	60	H	Hampton	66 53	206	H	Col. of Charleston	57 42	270	A	La.-Lafayette	75 40
101	A	Memphis	59 61	210	H	Southern U.	66 59	151	A	North Texas	55 47	122	A	Mississippi St.	55 70
187	A	Louisiana Tech	61 52	75	N	Idaho St.	45 37								
75	N	Idaho St.	45 37	22	N	Purdue	48 61								
22	N	Purdue	48 61	21	H	LSU	65 62								
21	H	LSU	65 62												

Non-Div I Games: Loyola (LA) 74 49 New Orleans 86 39

Tulane

T
u
l
a
n
e

Average RPI Win: 208				WON-LOST	WINNING	LAST 12	STRENGTH OF		OPP. STRENGTH	TEAM	ADJ.	CONF.	ADJ CONF.
Average RPI Loss: 202				RECORD	PCT. RANK	GAMES	SCHEDULE		OF SCHEDULE	RPI	RPI	RPI	RPI
DIV. I ONLY				5- 7	213	5- 6	198		302	237	237	12	12
DIV. I NON-CONF.				4- 6	210	4- 5	225		272	258	258	18	18
TOTALS		RPI 1-25		RPI 26-50		W-L RECORDS		RPI 51-100		RPI 101-150		RPI 150+	
5- 7	0- 0			0- 0	OVERALL		0- 1		1- 0		4- 6		
5- 1	0- 0			0- 0	HOME		0- 1		1- 0		4- 0		
0- 6	0- 0			0- 0	AWAY		0- 0		0- 0		0- 6		
0- 0	0- 0			0- 0	NEUTRAL		0- 0		0- 0		0- 0		
4- 6	0- 0			0- 0	NON-CONFERENCE		0- 1		1- 0		3- 5		
4- 1	0- 0			0- 0	HOME		0- 1		1- 0		3- 0		
0- 5	0- 0			0- 0	AWAY		0- 0		0- 0		0- 5		
0- 0	0- 0			0- 0	NEUTRAL		0- 0		0- 0		0- 0		
1- 1	0- 0			0- 0	CONFERENCE		0- 0		0- 0		1- 1		
1- 0	0- 0			0- 0	HOME		0- 0		0- 0		1- 0		
0- 1	0- 0			0- 0	AWAY		0- 0		0- 0		0- 1		
0- 0	0- 0			0- 0	NEUTRAL		0- 0		0- 0		0- 0		

RPI 1-25				RPI 26-50				RPI 51-100				RPI 101+				Team's RPI: 237	
RPI	S	Opponent	Score	RPI	S	Opponent	Score	RPI	S	Opponent	Score	RPI	S	Opponent	Score		
								52	H	BYU	61	64	114	H	Oral Roberts	65	57
													156	A	Marshall	45	63
													162	H	Stephen F. Austin	72	53
													169	A	UALR	48	52
													202	H	Grambling	61	56
													214	A	TCU	43	60
													248	A	Colorado St.	68	87
													260	A	Arkansas St.	70	80
													260	H	Arkansas St.	70	48
													302	H	Southern Miss.	68	57
													315	A	Utah Valley	62	78
LAST 12 Division I GAMES:																	
				156	A	Marshall	45	63	162	H	Stephen F. Austin	72	53				
				302	H	Southern Miss.	68	57	214	A	TCU	43	60				
				260	H	Arkansas St.	70	48	202	H	Grambling	61	56				
				248	A	Colorado St.	68	87	260	A	Arkansas St.	70	80				
				52	H	BYU	61	64	315	A	Utah Valley	62	78				
				169	A	UALR	48	52	114	H	Oral Roberts	65	57				

Non-Div I Games:	Neb. Omaha	68	60
------------------	------------	----	----

Tulsa

Loss, Non-Conf, S Site, H Home A Away N Neutral

UU

UAB

Average RPI Win:	230	WON-LOST	WINNING	LAST 12	STRENGTH OF	OPP. STRENGTH	TEAM	ADJ.	CONF.	ADJ CONF.
Average RPI Loss:	112	RECORD	PCT. RANK	GAMES	SCHEDULE	OF SCHEDULE	RPI	RPI	RPI	RPI
DIV. I ONLY	7- 9	198	6- 6	91	199	169	169	20	20	
DIV. I NON-CONF.	5- 8	220	4- 5	98	183	173	173	20	20	
TOTALS	RPI 1-25	RPI 26-50	W-L RECORDS	RPI 51-100	RPI 101-150	RPI 150+				
7- 9	0- 1	0- 1	OVERALL	0- 0	0- 4	7- 3				
5- 4	0- 1	0- 0	HOME	0- 0	0- 2	5- 1				
2- 5	0- 0	0- 1	AWAY	0- 0	0- 2	2- 2				
0- 0	0- 0	0- 0	NEUTRAL	0- 0	0- 0	0- 0				
5- 8	0- 1	0- 1	NON-CONFERENCE	0- 0	0- 4	5- 2				
4- 4	0- 1	0- 0	HOME	0- 0	0- 2	4- 1				
1- 4	0- 0	0- 1	AWAY	0- 0	0- 2	1- 1				
0- 0	0- 0	0- 0	NEUTRAL	0- 0	0- 0	0- 0				
2- 1	0- 0	0- 0	CONFERENCE	0- 0	0- 0	2- 1				
1- 0	0- 0	0- 0	HOME	0- 0	0- 0	1- 0				
1- 1	0- 0	0- 0	AWAY	0- 0	0- 0	1- 1				
0- 0	0- 0	0- 0	NEUTRAL	0- 0	0- 0	0- 0				

RPI 1-25				RPI 26-50				RPI 51-100				RPI 101+ Team's RPI: 169			
RPI	S	Opponent	Score	RPI	S	Opponent	Score	RPI	S	Opponent	Score	RPI	S	Opponent	Score
8	H	Texas A&M	54 83	49	A	Missouri St.	50 73					101	H	Memphis	66 81
												102	A	South Dakota St.	55 64
												102	H	South Dakota St.	49 60
												114	A	Oral Roberts	63 78
												151	A	North Texas	57 64
												153	A	Denver	53 51
												168	H	Seattle	72 63
												187	A	Louisiana Tech	48 64
												196	H	SMU	60 69
												232	H	Fla. Atlantic	60 38
												237	H	Tulsa	52 48
												252	A	Rice	67 47
												269	H	Nicholls St.	62 48
												302	H	Southern Miss.	70 44
LAST 12 Division I GAMES:															
232	H	Fla. Atlantic	60 38	153	A	Denver	53 51								
269	H	Nicholls St.	62 48	151	A	North Texas	57 64								
102	H	South Dakota St.	49 60	168	H	Seattle	72 63								
302	H	Southern Miss.	70 44	102	A	South Dakota St.	55 64								
49	A	Missouri St.	50 73	114	A	Oral Roberts	63 78								
252	A	Rice	67 47	101	H	Memphis	66 81								

Non-Div I Games:

UALR

■ Loss,
■ Non-Conf, S Site,
■ Home
■ Away
N Neutral

Average RPI Win:	208	WON-LOST	WINNING	LAST 12	STRENGTH OF	OPP. STRENGTH	TEAM	ADJ.	CONF.	ADJ CONF.
Average RPI Loss:	144	RECORD	PCT. RANK	GAMES	SCHEDULE	OF SCHEDULE	RPI	RPI	RPI	RPI
DIV. I ONLY	9- 6	115	6- 6	166	175	107	107	18	18	
DIV. I NON-CONF.	8- 4	91	5- 4	85	148	71	71	15	15	
TOTALS	RPI 1-25	RPI 26-50	W-L RECORDS	RPI 51-100	RPI 101-150	RPI 150+				
9- 6	0- 1	0- 0	OVERALL	1- 1	1- 1	7- 3				
4- 1	0- 0	0- 0	HOME	1- 0	0- 0	3- 1				
4- 4	0- 1	0- 0	AWAY	0- 1	1- 0	3- 2				
1- 1	0- 0	0- 0	NEUTRAL	0- 0	0- 1	1- 0				
8- 4	0- 1	0- 0	NON-CONFERENCE	1- 1	1- 1	6- 1				
4- 0	0- 0	0- 0	HOME	1- 0	0- 0	3- 0				
3- 3	0- 1	0- 0	AWAY	0- 1	1- 0	2- 1				
1- 1	0- 0	0- 0	NEUTRAL	0- 0	0- 1	1- 0				
1- 2	0- 0	0- 0	CONFERENCE	0- 0	0- 0	1- 2				
0- 1	0- 0	0- 0	HOME	0- 0	0- 0	0- 1				
1- 1	0- 0	0- 0	AWAY	0- 0	0- 0	1- 1				
0- 0	0- 0	0- 0	NEUTRAL	0- 0	0- 0	0- 0				

RPI	S	Opponent	Score	RPI	S	Opponent	Score	RPI	S	Opponent	Score	RPI	S	Opponent	Score	Team's RPI: 107
4	A	Stanford	44 93					59	A	St. Mary's (CA)	58 75	117	A	Washington	69 68	
								83	H	Wichita St.	62 47	150	N	Portland St.	57 68	
												153	N	Denver	60 51	
												168	A	Seattle	66 62	
												170	A	Santa Clara	78 81	
												212	A	Hawaii	62 57	
												219	H	Cal St. Fullerton	50 58	
												264	A	UC Irvine	54 60	
												273	H	San Francisco	64 50	
												284	H	San Jose St.	80 60	
												285	H	Sacramento St.	68 57	
												295	A	UC Riverside	70 53	
LAST 12 Division I GAMES:																
264	A	UC Irvine	54 60	219	H	Cal St. Fullerton	50 58									
295	A	UC Riverside	70 53	212	A	Hawaii	62 57									
4	A	Stanford	44 93	150	N	Portland St.	57 68									
170	A	Santa Clara	78 81	153	N	Denver	60 51									
273	H	San Francisco	64 50	59	A	St. Mary's (CA)	58 75									
83	H	Wichita St.	62 47	285	H	Sacramento St.	68 57									

Non-Div I Games:

UC Davis

Average RPI Win:	212	WON-LOST	WINNING	LAST 12	STRENGTH OF	OPP. STRENGTH	TEAM	ADJ.	CONF.	ADJ CONF.
Average RPI Loss:	192	RECORD	PCT. RANK	GAMES	SCHEDULE	OF SCHEDULE	RPI	RPI	RPI	RPI
DIV. I ONLY	6- 10	228	6- 6	237	290	264	264	18	18	
DIV. I NON-CONF.	4- 8	238	4- 4	284	291	288	288	15	15	
TOTALS	RPI 1-25	RPI 26-50	W-L RECORDS	RPI 51-100	RPI 101-150	RPI 150+				
6- 10	0- 0	0- 0	OVERALL	0- 0	2- 4	4- 6				
4- 2	0- 0	0- 0	HOME	0- 0	2- 1	2- 1				
0- 8	0- 0	0- 0	AWAY	0- 0	0- 3	0- 4				
2- 0	0- 0	0- 0	NEUTRAL	0- 0	0- 0	2- 0				
4- 8	0- 0	0- 0	NON-CONFERENCE	0- 0	0- 4	4- 4				
2- 2	0- 0	0- 0	HOME	0- 0	0- 1	2- 1				
0- 6	0- 0	0- 0	AWAY	0- 0	0- 3	0- 3				
2- 0	0- 0	0- 0	NEUTRAL	0- 0	0- 0	2- 0				
2- 2	0- 0	0- 0	CONFERENCE	0- 0	2- 0	0- 2				
2- 0	0- 0	0- 0	HOME	0- 0	2- 0	0- 0				
0- 2	0- 0	0- 0	AWAY	0- 0	0- 0	0- 2				
0- 0	0- 0	0- 0	NEUTRAL	0- 0	0- 0	0- 0				

RPI 1-25				RPI 26-50				RPI 51-100				RPI 101+				Team's RPI: 264	
RPI	S	Opponent	Score	RPI	S	Opponent	Score	RPI	S	Opponent	Score	RPI	S	Opponent	Score		
												106	H	Pacific	77	75	
												107	H	UC Davis	60	54	
												125	H	San Diego St.	57	76	
												146	A	Oregon	77	89	
												149	A	Northern Colo.	56	71	
												150	A	Portland St.	76	80	
												157	A	Portland	56	64	
												160	H	Utah St.	64	69	
												170	H	Santa Clara	88	82	
												183	A	Cal St. Northridge	49	55	
												255	A	Long Beach St.	51	63	
												269	N	Nicholls St.	62	48	
												272	A	CSU Bakersfield	92	104	
												285	H	Sacramento St.	81	75	
												318	A	Wyoming	42	51	
												332	N	Weber St.	57	54	
LAST 12 Division I GAMES:																	
107	H	UC Davis	60	54	255	A	Long Beach St.	51	63								
106	H	Pacific	77	75	183	A	Cal St. Northridge	49	55								
170	H	Santa Clara	88	82	318	A	Wyoming	42	51								
332	N	Weber St.	57	54	149	A	Northern Colo.	56	71								
146	A	Oregon	77	89	125	H	San Diego St.	57	76								
269	N	Nicholls St.	62	48	285	H	Sacramento St.	81	75								

Non-Div I Games:

UC Irvine

Loss, Non-Conf, S Site, H Home A Away N Neutral

UC Riverside

Through Games Of Sunday, January 8, 2012

Average RPI Win:	294	WON-LOST	WINNING	LAST 12	STRENGTH OF	OPP. STRENGTH	TEAM	ADJ.	CONF.	ADJ CONF.
Average RPI Loss:	147	RECORD	PCT. RANK	GAMES	SCHEDULE	OF SCHEDULE	RPI	RPI	RPI	RPI
DIV. I ONLY	2- 13	322	2- 10	168	206	295	295	18	18	
DIV. I NON-CONF.	2- 9	293	2- 6	160	181	299	299	15	15	
TOTALS	RPI 1-25	RPI 26-50	W-L RECORDS	RPI 51-100	RPI 101-150	RPI 150+				
2- 13	0- 0	0- 2	OVERALL	0- 3	0- 2	2- 6				
1- 4	0- 0	0- 0	HOME	0- 1	0- 2	1- 1				
1- 9	0- 0	0- 2	AWAY	0- 2	0- 0	1- 5				
0- 0	0- 0	0- 0	NEUTRAL	0- 0	0- 0	0- 0				
2- 9	0- 0	0- 2	NON-CONFERENCE	0- 3	0- 0	2- 4				
1- 2	0- 0	0- 0	HOME	0- 1	0- 0	1- 1				
1- 7	0- 0	0- 2	AWAY	0- 2	0- 0	1- 3				
0- 0	0- 0	0- 0	NEUTRAL	0- 0	0- 0	0- 0				
0- 4	0- 0	0- 0	CONFERENCE	0- 0	0- 2	0- 2				
0- 2	0- 0	0- 0	HOME	0- 0	0- 2	0- 0				
0- 2	0- 0	0- 0	AWAY	0- 0	0- 0	0- 2				
0- 0	0- 0	0- 0	NEUTRAL	0- 0	0- 0	0- 0				

RPI S	Opponent	Score	RPI S	Opponent	Score	RPI S	Opponent	Score	RPI S	Opponent	Score	Team's RPI: 295
27	A Gonzaga	56 83	64	H Fresno St.	62 67	106	H Pacific	59 80				
50	A Washington St.	35 74	79	A Arizona St.	46 66	107	H UC Davis	53 70				
			85	A UNLV	36 64	160	A Utah St.	68 71				
						183	A Cal St. Northridge	55 63				
						231	A Boise St.	58 68				
						255	A Long Beach St.	59 70				
						270	H La.-Lafayette	56 59				
						272	H CSU Bakersfield	76 62				
						292	A Northern Ariz.	59 67				
						316	A Idaho	70 57				
LAST 12 Division I GAMES:												
106	H Pacific	59 80	183	A Cal St. Northridge	55 63							
107	H UC Davis	53 70	255	A Long Beach St.	59 70							
231	A Boise St.	58 68	64	H Fresno St.	62 67							
160	A Utah St.	68 71	27	A Gonzaga	56 83							
270	H La.-Lafayette	56 59	316	A Idaho	70 57							
272	H CSU Bakersfield	76 62	50	A Washington St.	35 74							

Non-Div I Games:

UC Riverside

■ Loss,
 ■ Non-Conf,
 ■ S Site,
 ■ H Home
 ■ A Away
 N Neutral

Average RPI Win:	172	WON-LOST	WINNING	LAST 12	STRENGTH OF	OPP. STRENGTH	TEAM	ADJ.	CONF.	ADJ CONF.
Average RPI Loss:	166	RECORD	PCT. RANK	GAMES	SCHEDULE	OF SCHEDULE	RPI	RPI	RPI	RPI
DIV. I ONLY	6- 7	191	6- 6	147	205	165	165	18	18	
DIV. I NON-CONF.	5- 6	188	5- 5	113	197	155	155	15	15	
TOTALS	RPI 1-25	RPI 26-50	W-L RECORDS	RPI 51-100	RPI 101-150	RPI 150+				
6- 7	0- 0	0- 0	OVERALL	2- 1	1- 3	3- 3				
4- 2	0- 0	0- 0	HOME	1- 1	1- 1	2- 0				
2- 5	0- 0	0- 0	AWAY	1- 0	0- 2	1- 3				
0- 0	0- 0	0- 0	NEUTRAL	0- 0	0- 0	0- 0				
5- 6	0- 0	0- 0	NON-CONFERENCE	2- 1	1- 3	2- 2				
4- 2	0- 0	0- 0	HOME	1- 1	1- 1	2- 0				
1- 4	0- 0	0- 0	AWAY	1- 0	0- 2	0- 2				
0- 0	0- 0	0- 0	NEUTRAL	0- 0	0- 0	0- 0				
1- 1	0- 0	0- 0	CONFERENCE	0- 0	0- 0	1- 1				
0- 0	0- 0	0- 0	HOME	0- 0	0- 0	0- 0				
1- 1	0- 0	0- 0	AWAY	0- 0	0- 0	1- 1				
0- 0	0- 0	0- 0	NEUTRAL	0- 0	0- 0	0- 0				

RPI 1-25			RPI 26-50			RPI 51-100			RPI 101+			Team's RPI: 165
RPI	S	Opponent	Score	RPI	S	Opponent	Score	RPI	S	Opponent	Score	
						59	H St. Mary's (CA)	61 52	117	H Washington	37 46	
						81	A UTEP	49 48	126	H Pepperdine	54 44	
						85	H UNLV	44 46	149	A Northern Colo.	39 44	
									150	A Portland St.	51 65	
									168	A Seattle	55 60	
									185	A Cal Poly	58 61	
									219	A Cal St. Fullerton	39 37	
									273	H San Francisco	60 41	
									275	H Loyola Marymount	66 49	
									307	A New Mexico St.	51 52	
LAST 12 Division I GAMES:												
219	A	Cal St. Fullerton	39 37	81	A	UTEP	49 48					
185	A	Cal Poly	58 61	307	A	New Mexico St.	51 52					
117	H	Washington	37 46	126	H	Pepperdine	54 44					
275	H	Loyola Marymount	66 49	85	H	UNLV	44 46					
59	H	St. Mary's (CA)	61 52	273	H	San Francisco	60 41					
150	A	Portland St.	51 65	149	A	Northern Colo.	39 44					

Non-Div I Games:

UC Santa Barbara

■ Loss,
■ Non-Conf,
■ S Site,
■ H Home
■ A Away
N Neutral

Average RPI Win:	245	WON-LOST	WINNING	LAST 12	STRENGTH OF	OPP. STRENGTH	TEAM	ADJ.	CONF.	ADJ CONF.
Average RPI Loss:	94	RECORD	PCT. RANK	GAMES	SCHEDULE	OF SCHEDULE	RPI	RPI	RPI	RPI
DIV. I ONLY	6- 8	204	5- 7	117	160	223	223	12	12	
DIV. I NON-CONF.	5- 7	205	4- 6	120	174	225	225	18	18	
TOTALS	RPI 1-25	RPI 26-50	W-L RECORDS	RPI 51-100	RPI 101-150	RPI 150+				
6- 8	0- 1	0- 2	OVERALL	0- 2	0- 0	6- 3				
6- 5	0- 0	0- 1	HOME	0- 2	0- 0	6- 2				
0- 3	0- 1	0- 1	AWAY	0- 0	0- 0	0- 1				
0- 0	0- 0	0- 0	NEUTRAL	0- 0	0- 0	0- 0				
5- 7	0- 1	0- 1	NON-CONFERENCE	0- 2	0- 0	5- 3				
5- 5	0- 0	0- 1	HOME	0- 2	0- 0	5- 2				
0- 2	0- 1	0- 0	AWAY	0- 0	0- 0	0- 1				
0- 0	0- 0	0- 0	NEUTRAL	0- 0	0- 0	0- 0				
1- 1	0- 0	0- 1	CONFERENCE	0- 0	0- 0	1- 0				
1- 0	0- 0	0- 0	HOME	0- 0	0- 0	1- 0				
0- 1	0- 0	0- 1	AWAY	0- 0	0- 0	0- 0				
0- 0	0- 0	0- 0	NEUTRAL	0- 0	0- 0	0- 0				

RPI 1-25				RPI 26-50				RPI 51-100				RPI 101+ Team's RPI: 223			
RPI	S	Opponent	Score	RPI	S	Opponent	Score	RPI	S	Opponent	Score	RPI	S	Opponent	Score
7	A	Notre Dame	38 90	34	A	Tulane	52 64	72	H	Fla. Gulf Coast	36 75	161	H	Florida A&M	67 51
				46	H	Florida St.	47 60	94	H	Hartford	46 55	163	H	FIU	46 61
												164	A	South Ala.	76 89
												172	H	Fordham	57 70
												174	H	Virginia Tech	41 32
												243	H	Savannah St.	62 48
												262	H	East Carolina	59 53
												294	H	Mercer	72 43
												333	H	Bethune-Cookman	66 49
LAST 12 Division I GAMES:															
34	A	Tulane	52 64	46	H	Florida St.	47 60	7	A	Notre Dame	38 90	174	H	Virginia Tech	41 32
262	H	East Carolina	59 53	7	A	Notre Dame	38 90	243	H	Savannah St.	62 48	72	H	Fla. Gulf Coast	36 75
333	H	Bethune-Cookman	66 49	174	H	Virginia Tech	41 32	72	H	Fla. Gulf Coast	36 75	163	H	FIU	46 61
94	H	Hartford	46 55	243	H	Savannah St.	62 48								
172	H	Fordham	57 70												
294	H	Mercer	72 43												

Non-Div I Games:

UCF

■ Loss,
 ■ Non-Conf,
 S Site,
 ■ Home
 ■ Away
 N Neutral

Average RPI Win: 173		WON-LOST	WINNING	LAST 12	STRENGTH OF		OPP. STRENGTH	TEAM	ADJ.	CONF.	ADJ CONF.
Average RPI Loss: 32		RECORD	PCT. RANK	GAMES	SCHEDULE		OF SCHEDULE	RPI	RPI	RPI	RPI
DIV. I ONLY		7- 8	183	5- 7	9		24	53	53	6	6
DIV. I NON-CONF.		5- 6	188	3- 5	28		25	76	76	6	6
TOTALS		RPI 1-25	RPI 26-50		W-L RECORDS		RPI 51-100	RPI 101-150		RPI 150+	
7- 8	0- 4	1- 1		OVERALL		2- 3	1- 0		3- 0		
4- 2	0- 2	1- 0		HOME		1- 0	1- 0		1- 0		
2- 5	0- 2	0- 1		AWAY		1- 2	0- 0		1- 0		
1- 1	0- 0	0- 0		NEUTRAL		0- 1	0- 0		1- 0		
5- 6	0- 3	0- 1		NON-CONFERENCE		1- 2	1- 0		3- 0		
3- 1	0- 1	0- 0		HOME		1- 0	1- 0		1- 0		
1- 4	0- 2	0- 1		AWAY		0- 1	0- 0		1- 0		
1- 1	0- 0	0- 0		NEUTRAL		0- 1	0- 0		1- 0		
2- 2	0- 1	1- 0		CONFERENCE		1- 1	0- 0		0- 0		
1- 1	0- 1	1- 0		HOME		0- 0	0- 0		0- 0		
1- 1	0- 0	0- 0		AWAY		1- 1	0- 0		0- 0		
0- 0	0- 0	0- 0		NEUTRAL		0- 0	0- 0		0- 0		

RPI 1-25				RPI 26-50				RPI 51-100 Team's RPI: 53				RPI 101+			
RPI	S	Opponent	Score	RPI	S	Opponent	Score	RPI	S	Opponent	Score	RPI	S	Opponent	Score
1	H	Tennessee	64 85	38	A	Saint Joseph's	60 64	55	A	Arizona	66 74	125	H	San Diego St.	78 71
2	A	Baylor	50 83	48	H	California	60 55	66	A	Temple	53 59	275	A	Loyola Marymount	84 43
4	H	Stanford	50 77					68	N	West Virginia	54 63	283	H	Tennessee Tech	74 52
21	A	LSU	41 58					79	A	Arizona St.	64 48	309	N	Colgate	68 48
								93	H	McNeese St.	67 59				
LAST 12 Division I GAMES:															
				79	A	Arizona St.	64 48	4	H	Stanford	50 77				
				55	A	Arizona	66 74	48	H	California	60 55				
				275	A	Loyola Marymount	84 43	38	A	Saint Joseph's	60 64				
				125	H	San Diego St.	78 71	66	A	Temple	53 59				
				309	N	Colgate	68 48	1	H	Tennessee	64 85				
				68	N	West Virginia	54 63	21	A	LSU	41 58				

Non-Div I Games:

UCLA

■ Loss,
 ■ Non-Conf,
 ■ S Site,
 ■ H Home
 ■ A Away
 N Neutral

UMBC				Through Games Of Sunday, January 8, 2012						
Average RPI Win:	222	WON-LOST	WINNING	LAST 12	STRENGTH OF	OPP. STRENGTH	TEAM	ADJ.	CONF.	ADJ CONF.
Average RPI Loss:	87	RECORD	PCT. RANK	GAMES	SCHEDULE	OF SCHEDULE	RPI	RPI	RPI	RPI
DIV. I ONLY	8- 8	171	6- 6	161	127	142	142	13	13	
DIV. I NON-CONF.	6- 7	181	4- 5	127	81	130	130	13	13	
TOTALS	RPI 1-25	RPI 26-50	W-L RECORDS	RPI 51-100	RPI 101-150	RPI 150+				
8- 8	0- 2	0- 1	OVERALL	0- 1	0- 2	8- 2				
4- 2	0- 2	0- 0	HOME	0- 0	0- 0	4- 0				
4- 5	0- 0	0- 1	AWAY	0- 1	0- 2	4- 1				
0- 1	0- 0	0- 0	NEUTRAL	0- 0	0- 0	0- 1				
6- 7	0- 2	0- 1	NON-CONFERENCE	0- 1	0- 1	6- 2				
3- 2	0- 2	0- 0	HOME	0- 0	0- 0	3- 0				
3- 4	0- 0	0- 1	AWAY	0- 1	0- 1	3- 1				
0- 1	0- 0	0- 0	NEUTRAL	0- 0	0- 0	0- 1				
2- 1	0- 0	0- 0	CONFERENCE	0- 0	0- 1	2- 0				
1- 0	0- 0	0- 0	HOME	0- 0	0- 0	1- 0				
1- 1	0- 0	0- 0	AWAY	0- 0	0- 1	1- 0				
0- 0	0- 0	0- 0	NEUTRAL	0- 0	0- 0	0- 0				

U

M

B

C

RPI 1-25				RPI 26-50				RPI 51-100				RPI 101+ Team's RPI: 142			
RPI	S	Opponent	Score	RPI	S	Opponent	Score	RPI	S	Opponent	Score	RPI	S	Opponent	Score
6	H	Maryland	59 70	42	A	Towson	45 56	60	A	Hampton	47 75	110	A	Albany (NY)	41 53
11	H	Princeton	41 56									133	A	Coppin St.	60 68
												158	N	High Point	51 62
												174	A	Virginia Tech	52 57
												184	H	New Hampshire	67 65
												190	H	George Mason	65 53
												199	A	Loyola Maryland	60 56
												209	A	Navy	54 46
												213	H	Md.-East. Shore	65 60
												220	H	Morgan St.	72 50
												235	A	Monmouth	68 64
												324	A	Maine	75 55
LAST 12 Division I GAMES:															
324	A	Maine	75 55	184	H	New Hampshire	67 65								
110	A	Albany (NY)	41 53	174	A	Virginia Tech	52 57								
213	H	Md.-East. Shore	65 60	158	N	High Point	51 62								
11	H	Princeton	41 56	209	A	Navy	54 46								
42	A	Towson	45 56	60	A	Hampton	47 75								
199	A	Loyola Maryland	60 56	190	H	George Mason	65 53								

Non-Div I Games:

UMBC

Loss, Non-Conf, S Site, H Home A Away N Neutral

Average RPI Win: 217	WON-LOST	WINNING	LAST 12	STRENGTH OF	OPP. STRENGTH	TEAM	ADJ.	CONF.	ADJ CONF.
Average RPI Loss: 124	RECORD	PCT. RANK	GAMES	SCHEDULE	OF SCHEDULE	RPI	RPI	RPI	RPI
DIV. I ONLY	10- 5	87	8- 4	218	179	118	118	17	17
DIV. I NON-CONF.	7- 3	87	5- 2	175	192	99	99	11	11

TOTALS	RPI 1-25	RPI 26-50	W-L RECORDS	RPI 51-100	RPI 101-150	RPI 150+			
10- 5	0- 1	0- 1	OVERALL	1- 0	3- 1	6- 2			
6- 1	0- 0	0- 0	HOME	0- 0	2- 1	4- 0			
2- 4	0- 1	0- 1	AWAY	0- 0	1- 0	1- 2			
2- 0	0- 0	0- 0	NEUTRAL	1- 0	0- 0	1- 0			
7- 3	0- 1	0- 1	NON-CONFERENCE	1- 0	1- 1	5- 0			
3- 1	0- 0	0- 0	HOME	0- 0	0- 1	3- 0			
2- 2	0- 1	0- 1	AWAY	0- 0	1- 0	1- 0			
2- 0	0- 0	0- 0	NEUTRAL	1- 0	0- 0	1- 0			
3- 2	0- 0	0- 0	CONFERENCE	0- 0	2- 0	1- 2			
3- 0	0- 0	0- 0	HOME	0- 0	2- 0	1- 0			
0- 2	0- 0	0- 0	AWAY	0- 0	0- 0	0- 2			
0- 0	0- 0	0- 0	NEUTRAL	0- 0	0- 0	0- 0			

RPI 1-25				RPI 26-50				RPI 51-100				RPI 101+ Team's RPI: 118			
RPI	S	Opponent	Score	RPI	S	Opponent	Score	RPI	S	Opponent	Score	RPI	S	Opponent	Score
20	A	Texas Tech	67 94	36	A	Kansas	52 77	65	N	Central Ark.	64 60	105	H	VCU	70 78
												111	H	South Dakota	61 49
												114	H	Oral Roberts	92 79
												115	A	Eastern Mich.	70 68
												200	A	Oakland	65 71
												254	H	Southern Utah	81 61
												257	A	IPFW	76 82
												259	N	La.-Monroe	76 70
												297	A	Saint Louis	70 67
												307	H	New Mexico St.	68 57
												308	H	North Florida	100 63
												338	H	Houston Baptist	92 45
LAST 12 Division I GAMES:															
111	H	South Dakota	61 49	114	H	Oral Roberts	92 79								
307	H	New Mexico St.	68 57	254	H	Southern Utah	81 61								
200	A	Oakland	65 71	297	A	Saint Louis	70 67								
65	N	Central Ark.	64 60	36	A	Kansas	52 77								
259	N	La.-Monroe	76 70	115	A	Eastern Mich.	70 68								
20	A	Texas Tech	67 94	257	A	IPFW	76 82								

Non-Div I Games: Northwest Mo. St. 95 72

UMKC

■ Loss,
 ■ Non-Conf,
 ■ S Site,
 ■ Home
 ■ A Away
 N Neutral

UNC Asheville

Through Games Of Sunday, January 8, 2012

Average RPI Win:	286	WON-LOST	WINNING	LAST 12	STRENGTH OF	OPP. STRENGTH	TEAM	ADJ.	CONF.	ADJ CONF.
Average RPI Loss:	208	RECORD	PCT. RANK	GAMES	SCHEDULE	OF SCHEDULE	RPI	RPI	RPI	RPI
DIV. I ONLY	2- 9	305	2- 8	244	341	326	326	28	28	
DIV. I NON-CONF.	1- 7	315	1- 6	318	326	334	334	30	30	
TOTALS	RPI 1-25	RPI 26-50	W-L RECORDS	RPI 51-100	RPI 101-150	RPI 150+				
2- 9	0- 0	0- 0	OVERALL	0- 1	0- 0	2- 8				
2- 2	0- 0	0- 0	HOME	0- 1	0- 0	2- 1				
0- 7	0- 0	0- 0	AWAY	0- 0	0- 0	0- 6				
0- 0	0- 0	0- 0	NEUTRAL	0- 0	0- 0	0- 0				
1- 7	0- 0	0- 0	NON-CONFERENCE	0- 1	0- 0	1- 6				
1- 2	0- 0	0- 0	HOME	0- 1	0- 0	1- 1				
0- 5	0- 0	0- 0	AWAY	0- 0	0- 0	0- 5				
0- 0	0- 0	0- 0	NEUTRAL	0- 0	0- 0	0- 0				
1- 2	0- 0	0- 0	CONFERENCE	0- 0	0- 0	1- 2				
1- 0	0- 0	0- 0	HOME	0- 0	0- 0	1- 0				
0- 2	0- 0	0- 0	AWAY	0- 0	0- 0	0- 2				
0- 0	0- 0	0- 0	NEUTRAL	0- 0	0- 0	0- 0				

RPI 1-25				RPI 26-50				RPI 51-100				RPI 101+				Team's RPI: 326	
RPI	S	Opponent	Score	RPI	S	Opponent	Score	RPI	S	Opponent	Score	RPI	S	Opponent	Score		
								96	H	Appalachian St.	71	85	158	A	High Point	49	89
													176	A	Furman	59	71
													190	A	George Mason	59	88
													207	A	South Carolina St.	82	92
													240	A	Campbell	62	82
													249	A	Western Caro.	53	65
													256	A	Kennesaw St.	79	83
													278	H	Coastal Caro.	69	60
													294	H	Mercer	76	75
													300	H	S.C. Upstate	66	73
LAST 12 Division I GAMES:																	
278	H	Coastal Caro.	69	60	158	A	High Point	49	89								
240	A	Campbell	62	82	294	H	Mercer	76	75								
190	A	George Mason	59	88	207	A	South Carolina St.	82	92								
176	A	Furman	59	71	256	A	Kennesaw St.	79	83								
249	A	Western Caro.	53	65	96	H	Appalachian St.	71	85								
					300	H	S.C. Upstate	66	73								

Non-Div I Games: Brevard 74 62 Winston-Salem 83 74 Montreat 73 64

UNC Asheville

Loss, Non-Conf, S Site, H Home A Away N Neutral

UNC Greensboro

Through Games Of Sunday, January 8, 2012

Average RPI Win:	261	WON-LOST	WINNING	LAST 12	STRENGTH OF	OPP. STRENGTH	TEAM	ADJ.	CONF.	ADJ CONF.
Average RPI Loss:	159	RECORD	PCT. RANK	GAMES	SCHEDULE	OF SCHEDULE	RPI	RPI	RPI	RPI
DIV. I ONLY	2- 11	311	2- 10	102	333	282	282	16	16	
DIV. I NON-CONF.	1- 7	315	1- 6	110	303	278	278	14	14	
TOTALS	RPI 1-25	RPI 26-50	W-L RECORDS	RPI 51-100	RPI 101-150	RPI 150+				
2- 11	0- 0	0- 1	OVERALL	0- 2	0- 3	2- 5				
1- 3	0- 0	0- 0	HOME	0- 2	0- 0	1- 1				
1- 7	0- 0	0- 1	AWAY	0- 0	0- 2	1- 4				
0- 1	0- 0	0- 0	NEUTRAL	0- 0	0- 1	0- 0				
1- 7	0- 0	0- 1	NON-CONFERENCE	0- 1	0- 3	1- 2				
0- 2	0- 0	0- 0	HOME	0- 1	0- 0	0- 1				
1- 4	0- 0	0- 1	AWAY	0- 0	0- 2	1- 1				
0- 1	0- 0	0- 0	NEUTRAL	0- 0	0- 1	0- 0				
1- 4	0- 0	0- 0	CONFERENCE	0- 1	0- 0	1- 3				
1- 1	0- 0	0- 0	HOME	0- 1	0- 0	1- 0				
0- 3	0- 0	0- 0	AWAY	0- 0	0- 0	0- 3				
0- 0	0- 0	0- 0	NEUTRAL	0- 0	0- 0	0- 0				

RPI S	Opponent	Score	RPI S	Opponent	Score	RPI S	Opponent	Score	RPI S	Opponent	Score	Team's RPI: 282
39	A Richmond	60 75	63	H Chattanooga	46 63	125	A San Diego St.	29 57	129	A North Carolina	35 91	
			88	H UAB	42 72	130	N Penn	36 47	176	A Furman	48 53	
						179	H Samford	61 53	195	H Liberty	46 61	
						244	A Radford	67 75	249	A Western Caro.	29 62	
						313	A Wofford	47 62	342	A N.C. Central	70 53	
LAST 12 Division I GAMES:												
249	A Western Caro.	29 62	176	A Furman	48 53	313	A Wofford	47 62	39	A Richmond	60 75	
130	N Penn	36 47	88	H UAB	42 72	179	H Samford	61 53	63	H Chattanooga	46 63	
125	A San Diego St.	29 57										
342	A N.C. Central	70 53										
244	A Radford	67 75										
129	A North Carolina	35 91										

Non-Div I Games:

UNC Greensboro

Loss, Non-Conf, S Site, H Home A Away N Neutral

UNC Wilmington

Through Games Of Sunday, January 8, 2012

Average RPI Win:	219	WON-LOST	WINNING	LAST 12	STRENGTH OF	OPP. STRENGTH	TEAM	ADJ.	CONF.	ADJ CONF.
Average RPI Loss:	60	RECORD	PCT. RANK	GAMES	SCHEDULE	OF SCHEDULE	RPI	RPI	RPI	RPI
DIV. I ONLY	8- 6	128	8- 4	120	101	100	100	7	7	
DIV. I NON-CONF.	7- 4	100	7- 2	69	137	78	78	7	7	
TOTALS	RPI 1-25	RPI 26-50	W-L RECORDS	RPI 51-100	RPI 101-150	RPI 150+				
8- 6	0- 1	0- 2	OVERALL	1- 2	0- 1	7- 0				
4- 1	0- 0	0- 0	HOME	0- 1	0- 0	4- 0				
4- 3	0- 1	0- 1	AWAY	1- 0	0- 1	3- 0				
0- 2	0- 0	0- 1	NEUTRAL	0- 1	0- 0	0- 0				
7- 4	0- 1	0- 2	NON-CONFERENCE	1- 1	0- 0	6- 0				
3- 0	0- 0	0- 0	HOME	0- 0	0- 0	3- 0				
4- 2	0- 1	0- 1	AWAY	1- 0	0- 0	3- 0				
0- 2	0- 0	0- 1	NEUTRAL	0- 1	0- 0	0- 0				
1- 2	0- 0	0- 0	CONFERENCE	0- 1	0- 1	1- 0				
1- 1	0- 0	0- 0	HOME	0- 1	0- 0	1- 0				
0- 1	0- 0	0- 0	AWAY	0- 0	0- 1	0- 0				
0- 0	0- 0	0- 0	NEUTRAL	0- 0	0- 0	0- 0				

RPI 1-25				RPI 26-50				RPI 51-100				RPI 101+			
RPI	S	Opponent	Score	RPI	S	Opponent	Score	RPI	S	Opponent	Score	RPI	S	Opponent	Score
12	A	Duke	45 107	47	A	North Carolina St.	64 83	73	N	Middle Tenn.	60 79	105	A	VCU	53 65
				50	N	Washington St.	60 72	74	H	Drexel	43 58	177	A	Charleston So.	72 70
								90	A	Charlotte	74 73	189	H	Xavier	59 52
												240	H	Campbell	79 73
												251	H	Northeastern	60 53
												262	H	East Carolina	64 53
												266	A	Ohio	56 51
												279	A	N.C. A&T	90 63
LAST 12 Division I GAMES:															
105	A	VCU	53 65	189	H	Xavier	59 52	12	A	Duke	45 107	177	A	Charleston So.	72 70
251	H	Northeastern	60 53	240	H	Campbell	79 73	90	A	Charlotte	74 73	74	H	Drexel	43 58
279	A	N.C. A&T	90 63												
266	A	Ohio	56 51												
262	H	East Carolina	64 53												
47	A	North Carolina St.	64 83												

Non-Div I Games:

UNC Wilmington

■ Loss,
 ■ Non-Conf, S Site,
 ■ Home
 ■ Away
 N Neutral

UNI

Through Games Of Sunday, January 8, 2012

Average RPI Win:	238	WON-LOST	WINNING	LAST 12	STRENGTH OF	OPP. STRENGTH	TEAM	ADJ.	CONF.	ADJ CONF.
Average RPI Loss:	103	RECORD	PCT. RANK	GAMES	SCHEDULE	OF SCHEDULE	RPI	RPI	RPI	RPI
DIV. I ONLY	10- 5	87	8- 4	238	193	137	137	10	10	
DIV. I NON-CONF.	7- 4	100	5- 3	259	219	149	149	10	10	
TOTALS	RPI 1-25	RPI 26-50	W-L RECORDS	RPI 51-100	RPI 101-150	RPI 150+				
10- 5	0- 1	1- 0	OVERALL	0- 3	1- 0	8- 1				
5- 2	0- 0	1- 0	HOME	0- 2	1- 0	3- 0				
3- 3	0- 1	0- 0	AWAY	0- 1	0- 0	3- 1				
2- 0	0- 0	0- 0	NEUTRAL	0- 0	0- 0	2- 0				
7- 4	0- 1	0- 0	NON-CONFERENCE	0- 2	1- 0	6- 1				
4- 1	0- 0	0- 0	HOME	0- 1	1- 0	3- 0				
1- 3	0- 1	0- 0	AWAY	0- 1	0- 0	1- 1				
2- 0	0- 0	0- 0	NEUTRAL	0- 0	0- 0	2- 0				
3- 1	0- 0	1- 0	CONFERENCE	0- 1	0- 0	2- 0				
1- 1	0- 0	1- 0	HOME	0- 1	0- 0	0- 0				
2- 0	0- 0	0- 0	AWAY	0- 0	0- 0	2- 0				
0- 0	0- 0	0- 0	NEUTRAL	0- 0	0- 0	0- 0				

RPI 1-25				RPI 26-50				RPI 51-100				RPI 101+ Team's RPI: 137			
RPI	S	Opponent	Score	RPI	S	Opponent	Score	RPI	S	Opponent	Score	RPI	S	Opponent	Score
17	A	Green Bay	67 75	49	H	Missouri St.	62 54	62	H	Iowa	74 78	111	H	South Dakota	53 43
								80	A	Iowa St.	57 84	182	N	Youngstown St.	90 73
								83	H	Wichita St.	40 67	245	H	North Dakota St.	60 41
												248	H	Colorado St.	61 50
												274	A	North Dakota	70 74
												276	A	Evansville	61 51
												301	A	Southern Ill.	70 66
												318	N	Wyoming	60 46
												323	A	Chicago St.	88 54
												325	H	Southeast Mo. St.	62 42
LAST 12 Division I GAMES:															
301	A	Southern Ill.	70 66	83	H	Wichita St.	40 67								
276	A	Evansville	61 51	80	A	Iowa St.	57 84								
49	H	Missouri St.	62 54	274	A	North Dakota	70 74								
325	H	Southeast Mo. St.	62 42	245	H	North Dakota St.	60 41								
182	N	Youngstown St.	90 73	111	H	South Dakota	53 43								
318	N	Wyoming	60 46	17	A	Green Bay	67 75								

Non-Div I Games:

UNI

■ Loss,
 ■ Non-Conf, S Site,
 ■ Home
 ■ Away
 N Neutral

Average RPI Win:	207	WON-LOST	WINNING	LAST 12	STRENGTH OF	OPP. STRENGTH	TEAM	ADJ.	CONF.	ADJ CONF.
Average RPI Loss:	45	RECORD	PCT. RANK	GAMES	SCHEDULE	OF SCHEDULE	RPI	RPI	RPI	RPI
DIV. I ONLY	12- 4	51	8- 4	199	59	85	85	23	23	
DIV. I NON-CONF.	12- 4	60	8- 4	194	59	84	84	26	26	
TOTALS	RPI 1-25	RPI 26-50	W-L RECORDS	RPI 51-100	RPI 101-150	RPI 150+				
12- 4	1- 1	0- 1	OVERALL	2- 2	0- 0	9- 0				
7- 2	1- 1	0- 0	HOME	1- 1	0- 0	5- 0				
3- 2	0- 0	0- 1	AWAY	1- 1	0- 0	2- 0				
2- 0	0- 0	0- 0	NEUTRAL	0- 0	0- 0	2- 0				
12- 4	1- 1	0- 1	NON-CONFERENCE	2- 2	0- 0	9- 0				
7- 2	1- 1	0- 0	HOME	1- 1	0- 0	5- 0				
3- 2	0- 0	0- 1	AWAY	1- 1	0- 0	2- 0				
2- 0	0- 0	0- 0	NEUTRAL	0- 0	0- 0	2- 0				
0- 0	0- 0	0- 0	CONFERENCE	0- 0	0- 0	0- 0				
0- 0	0- 0	0- 0	HOME	0- 0	0- 0	0- 0				
0- 0	0- 0	0- 0	AWAY	0- 0	0- 0	0- 0				
0- 0	0- 0	0- 0	NEUTRAL	0- 0	0- 0	0- 0				

RPI 1-25				RPI 26-50				RPI 51-100				Team's RPI: 85	RPI 101+			
RPI	S	Opponent	Score	RPI	S	Opponent	Score	RPI	S	Opponent	Score		RPI	S	Opponent	Score
9	H	Kansas St.	44 38	48	A	California	48 70	51	H	Northwestern	49 79		165	A	UC Santa Barbara	46 44
24	H	Georgetown	45 64					55	A	Arizona	58 62		239	N	Butler	62 39
								62	A	Iowa	69 59		245	H	North Dakota St.	76 57
								64	H	Fresno St.	73 71		251	H	Northeastern	61 58
													277	A	Nevada	74 63
													284	H	San Jose St.	78 41
													289	H	UTSA	74 67
													295	H	UC Riverside	64 36
													303	N	Prairie View	73 60
LAST 12 Division I GAMES:																
64	H	Fresno St.	73 71	9	H	Kansas St.	44 38	245	H	North Dakota St.	76 57		51	H	Northwestern	49 79
277	A	Nevada	74 63	48	A	California	48 70	165	A	UC Santa Barbara	46 44		48	A	California	48 70
55	A	Arizona	58 62	303	N	Prairie View	73 60									
24	H	Georgetown	45 64													
251	H	Northeastern	61 58													
289	H	UTSA	74 67													

Non-Div I Games:

UNLV

■ Loss,
■ Non-Conf, S Site,
■ Home
■ Away
N Neutral

Average RPI Win:	277	WON-LOST	WINNING	LAST 12	STRENGTH OF	OPP. STRENGTH	TEAM	ADJ.	CONF.	ADJ CONF.
Average RPI Loss:	65	RECORD	PCT. RANK	GAMES	SCHEDULE	OF SCHEDULE	RPI	RPI	RPI	RPI
DIV. I ONLY	9- 6	115	6- 6	170	246	120	120	32	32	
DIV. I NON-CONF.	6- 6	162	3- 6	125	222	100	100	31	31	
TOTALS	RPI 1-25	RPI 26-50	W-L RECORDS	RPI 51-100	RPI 101-150	RPI 150+				
9- 6	0- 1	0- 2	OVERALL	0- 1	0- 2	9- 0				
6- 1	0- 0	0- 1	HOME	0- 0	0- 0	6- 0				
3- 5	0- 1	0- 1	AWAY	0- 1	0- 2	3- 0				
0- 0	0- 0	0- 0	NEUTRAL	0- 0	0- 0	0- 0				
6- 6	0- 1	0- 2	NON-CONFERENCE	0- 1	0- 2	6- 0				
4- 1	0- 0	0- 1	HOME	0- 0	0- 0	4- 0				
2- 5	0- 1	0- 1	AWAY	0- 1	0- 2	2- 0				
0- 0	0- 0	0- 0	NEUTRAL	0- 0	0- 0	0- 0				
3- 0	0- 0	0- 0	CONFERENCE	0- 0	0- 0	3- 0				
2- 0	0- 0	0- 0	HOME	0- 0	0- 0	2- 0				
1- 0	0- 0	0- 0	AWAY	0- 0	0- 0	1- 0				
0- 0	0- 0	0- 0	NEUTRAL	0- 0	0- 0	0- 0				

RPI 1-25				RPI 26-50				RPI 51-100				RPI 101+ Team's RPI: 120			
RPI	S	Opponent	Score	RPI	S	Opponent	Score	RPI	S	Opponent	Score	RPI	S	Opponent	Score
22	A	Purdue	39 65	26	A	Louisville	57 70	65	A	Central Ark.	65 69	101	A	Memphis	69 90
				40	H	Vanderbilt	84 99					138	A	Indiana St.	55 66
												167	H	SIU Edwardsville	91 59
												271	A	Tennessee St.	114 105
												276	H	Evansville	78 69
												283	H	Tennessee Tech	83 61
												287	H	Air Force	84 60
												297	A	Saint Louis	70 55
												301	H	Southern Ill.	91 70
												302	A	Southern Miss.	88 69
												310	H	Belmont	67 48
LAST 12 Division I GAMES:															
167	H	SIU Edwardsville	91 59	26	A	Louisville	57 70	301	H	Southern Ill.	91 70				
271	A	Tennessee St.	114 105	276	H	Evansville	78 69	65	A	Central Ark.	65 69				
283	H	Tennessee Tech	83 61	40	H	Vanderbilt	84 99	101	A	Memphis	69 90				
138	A	Indiana St.	55 66												
297	A	Saint Louis	70 55												
22	A	Purdue	39 65												

Non-Div I Games:

UT Martin

■ Loss,
 ■ Non-Conf,
 ■ S Site,
 ■ H Home
 ■ A Away
 N Neutral

Overall				Through Games Of Sunday, January 8, 1911						
Average RPI Win:	218	WON-LOST	WINNING	LAST 12	STRENGTH OF	OPP. STRENGTH	TEAM	ADJ.	CONF.	ADJ CONF.
Average RPI Loss:	129	RECORD	PCT. RANK	GAMES	SCHEDULE	OF SCHEDULE	RPI	RPI	RPI	RPI
DIV. I ONLY	4- 10	269	4- 8	195	113	289	289	25	25	
DIV. I NON-CONF.	4- 9	256	4- 7	165	107	285	285	25	25	

TOTALS	RPI 1-25	RPI 26-50		W-L RECORDS		RPI 51-100	RPI 101-150	RPI 150+		
4- 10	0- 1	0- 0		OVERALL		0- 4	0- 1	4- 4		
4- 6	0- 0	0- 0		HOME		0- 3	0- 1	4- 2		
0- 4	0- 1	0- 0		AWAY		0- 1	0- 0	0- 2		
0- 0	0- 0	0- 0		NEUTRAL		0- 0	0- 0	0- 0		
4- 9	0- 1	0- 0		NON-CONFERENCE		0- 4	0- 0	4- 4		
4- 5	0- 0	0- 0		HOME		0- 3	0- 0	4- 2		
0- 4	0- 1	0- 0		AWAY		0- 1	0- 0	0- 2		
0- 0	0- 0	0- 0		NEUTRAL		0- 0	0- 0	0- 0		
0- 1	0- 0	0- 0		CONFERENCE		0- 0	0- 1	0- 0		
0- 1	0- 0	0- 0		HOME		0- 0	0- 1	0- 0		
0- 0	0- 0	0- 0		AWAY		0- 0	0- 0	0- 0		
0- 0	0- 0	0- 0		NEUTRAL		0- 0	0- 0	0- 0		

RPI 1-25				RPI 26-50				RPI 51-100				RPI 101+				Team's RPI: 289	
RPI	S	Opponent	Score	RPI	S	Opponent	Score	RPI	S	Opponent	Score	RPI	S	Opponent	Score		
18	A	Southern California	56 74					61	H	Missouri	50 70	135	H	Sam Houston St.	50 63		
								83	H	Wichita St.	56 69	163	H	FIU	61 54		
								85	A	UNLV	67 74	164	H	South Ala.	42 54		
								86	H	Creighton	53 54	191	H	Detroit	59 55		
												196	A	SMU	65 69		
												205	H	Tex.-Pan American	68 54		
												214	A	TCU	30 65		
												252	H	Rice	46 71		
												312	H	Houston	70 59		
LAST 12 Division I GAMES:																	
135	H	Sam Houston St.	50 63	205	H	Tex.-Pan American	68 54										
252	H	Rice	46 71	86	H	Creighton	53 54										
196	A	SMU	65 69	83	H	Wichita St.	56 69										
164	H	South Ala.	42 54	312	H	Houston	70 59										
85	A	UNLV	67 74	18	A	Southern California	56 74										
163	H	FIU	61 54	191	H	Detroit	59 55										

Non-Div I Games:

UTSA

■ Loss, ■ Non-Conf, S Site, H Home A Away N Neutral

Utah

Average RPI Win: 240

Average RPI Loss: 73

WON-LOST

WINNING

LAST 12

Through Games Of Sunday, January 8, 2012

STRENGTH OF

OPP. STRENGTH

TEAM

ADJ.

CONF.

ADJ CONF.

RECORD

PCT. RANK

GAMES

SCHEDULE

OF SCHEDULE

RPI

RPI

RPI

RPI

DIV. I ONLY

8- 6

128

7- 5

148

191

136

136

6

6

DIV. I NON-CONF.

7- 4

100

6- 3

241

212

186

186

6

6

TOTALS

RPI 1-25

RPI 26-50

W-L RECORDS

RPI 51-100

RPI 101-150

RPI 150+

8- 6

0- 1

0- 1

OVERALL

1- 3

1- 0

6- 1

6- 1

0- 0

0- 0

HOME

1- 1

0- 0

5- 0

1- 4

0- 1

0- 1

AWAY

0- 2

1- 0

0- 0

1- 1

0- 0

0- 0

NEUTRAL

0- 0

0- 0

1- 1

7- 4

0- 1

0- 0

NON-CONFERENCE

1- 2

0- 0

6- 1

6- 0

0- 0

0- 0

HOME

1- 0

0- 0

5- 0

0- 3

0- 1

0- 0

AWAY

0- 2

0- 0

0- 0

1- 1

0- 0

0- 0

NEUTRAL

0- 0

0- 0

1- 1

1- 2

0- 0

0- 1

CONFERENCE

0- 1

1- 0

0- 0

0- 1

0- 0

0- 0

HOME

0- 1

0- 0

0- 0

1- 1

0- 0

0- 1

AWAY

0- 0

1- 0

0- 0

0- 0

0- 0

0- 0

NEUTRAL

0- 0

0- 0

0- 0

RPI 1-25

RPI 26-50

RPI 51-100

RPI 101+

Team's RPI: 136

RPI	S	Opponent	Score
14	A	Michigan	50 55

RPI	S	Opponent	Score
50	A	Washington St.	43 60

RPI	S	Opponent	Score
52	A	BYU	58 63
67	A	Arkansas	56 57
75	H	Idaho St.	56 31
91	H	Colorado	52 58

RPI	S	Opponent	Score
117	A	Washington	49 36
164	N	South Ala.	53 61
191	N	Detroit	64 55
254	H	Southern Utah	74 60
307	H	New Mexico St.	74 37
315	H	Utah Valley	82 51
331	H	Texas Southern	75 33
332	H	Weber St.	81 63

LAST 12 Division I GAMES:

117	A	Washington	49	36	315	H	Utah Valley	82	51
50	A	Washington St.	43	60	307	H	New Mexico St.	74	37
91	H	Colorado	52	58	331	H	Texas Southern	75	33
164	N	South Ala.	53	61	52	A	BYU	58	63
191	N	Detroit	64	55	75	H	Idaho St.	56	31
67	A	Arkansas	56	57	332	H	Weber St.	81	63

Non-Div I Games:

Utah

■ Loss,
 ■ Non-Conf,
 ■ S Site,
 ■ H Home
 ■ A Away
 N Neutral

Average RPI Win:	285	WON-LOST	WINNING	LAST 12	STRENGTH OF	OPP. STRENGTH	TEAM	ADJ.	CONF.	ADJ CONF.
Average RPI Loss:	120	RECORD	PCT. RANK	GAMES	SCHEDULE	OF SCHEDULE	RPI	RPI	RPI	RPI
DIV. I ONLY	8- 5	112	7- 4	261	289	160	160	26	26	
DIV. I NON-CONF.	8- 5	109	7- 4	273	289	165	165	28	28	
TOTALS	RPI 1-25	RPI 26-50	W-L RECORDS	RPI 51-100	RPI 101-150	RPI 150+				
8- 5	0- 0	0- 0	OVERALL	0- 2	0- 1	8- 2				
5- 1	0- 0	0- 0	HOME	0- 1	0- 0	5- 0				
3- 4	0- 0	0- 0	AWAY	0- 1	0- 1	3- 2				
0- 0	0- 0	0- 0	NEUTRAL	0- 0	0- 0	0- 0				
8- 5	0- 0	0- 0	NON-CONFERENCE	0- 2	0- 1	8- 2				
5- 1	0- 0	0- 0	HOME	0- 1	0- 0	5- 0				
3- 4	0- 0	0- 0	AWAY	0- 1	0- 1	3- 2				
0- 0	0- 0	0- 0	NEUTRAL	0- 0	0- 0	0- 0				
0- 0	0- 0	0- 0	CONFERENCE	0- 0	0- 0	0- 0				
0- 0	0- 0	0- 0	HOME	0- 0	0- 0	0- 0				
0- 0	0- 0	0- 0	AWAY	0- 0	0- 0	0- 0				
0- 0	0- 0	0- 0	NEUTRAL	0- 0	0- 0	0- 0				

RPI 1-25				RPI 26-50				RPI 51-100				RPI 101+				Team's RPI: 160	
RPI	S	Opponent	Score	RPI	S	Opponent	Score	RPI	S	Opponent	Score	RPI	S	Opponent	Score		
								52	H	BYU	65	73	102	A	South Dakota St.	73	84
								75	A	Idaho St.	65	67	154	A	Montana St.	61	78
													215	A	Montana	60	61
													231	A	Boise St.	64	52
													231	H	Boise St.	97	86
													264	A	UC Irvine	69	64
													292	H	Northern Ariz.	70	51
													295	H	UC Riverside	71	68
													315	H	Utah Valley	61	43
													318	A	Wyoming	62	56
													332	H	Weber St.	73	63
LAST 12 Division I GAMES:																	
				315	H	Utah Valley	61	43					52	H	BYU	65	73
				231	A	Boise St.	64	52					75	A	Idaho St.	65	67
				292	H	Northern Ariz.	70	51					154	A	Montana St.	61	78
				264	A	UC Irvine	69	64					215	A	Montana	60	61
				332	H	Weber St.	73	63					295	H	UC Riverside	71	68
				102	A	South Dakota St.	73	84					231	H	Boise St.	97	86

Non-Div I Games: Asbury 83 53

Utah St.

Utah Valley

Through Games Of Sunday, January 8, 2012

Average RPI Win:	265	WON-LOST	WINNING	LAST 12	STRENGTH OF	OPP. STRENGTH	TEAM	ADJ.	CONF.	ADJ CONF.
Average RPI Loss:	220	RECORD	PCT. RANK	GAMES	SCHEDULE	OF SCHEDULE	RPI	RPI	RPI	RPI
DIV. I ONLY	6- 9	217	5- 7	337	259	315	315	33	33	
DIV. I NON-CONF.	6- 9	210	5- 7	335	257	316	316	33	33	
TOTALS	RPI 1-25	RPI 26-50	W-L RECORDS	RPI 51-100	RPI 101-150	RPI 150+				
6- 9	0- 0	0- 0	OVERALL	1- 0	0- 2	5- 7				
4- 3	0- 0	0- 0	HOME	1- 0	0- 1	3- 2				
1- 6	0- 0	0- 0	AWAY	0- 0	0- 1	1- 5				
1- 0	0- 0	0- 0	NEUTRAL	0- 0	0- 0	1- 0				
6- 9	0- 0	0- 0	NON-CONFERENCE	1- 0	0- 2	5- 7				
4- 3	0- 0	0- 0	HOME	1- 0	0- 1	3- 2				
1- 6	0- 0	0- 0	AWAY	0- 0	0- 1	1- 5				
1- 0	0- 0	0- 0	NEUTRAL	0- 0	0- 0	1- 0				
0- 0	0- 0	0- 0	CONFERENCE	0- 0	0- 0	0- 0				
0- 0	0- 0	0- 0	HOME	0- 0	0- 0	0- 0				
0- 0	0- 0	0- 0	AWAY	0- 0	0- 0	0- 0				
0- 0	0- 0	0- 0	NEUTRAL	0- 0	0- 0	0- 0				

RPI 1-25			RPI 26-50			RPI 51-100			RPI 101+			Team's RPI: 315
RPI	S	Opponent	Score	RPI	S	Opponent	Score	RPI	S	Opponent	Score	
						75 H Idaho St.	68 59			111 H South Dakota	54 63	
										136 A Utah	51 82	
										160 A Utah St.	43 61	
										231 A Boise St.	64 85	
										237 H Tulsa	78 62	
										254 A Southern Utah	65 80	
										254 H Southern Utah	59 60	
										255 A Long Beach St.	43 75	
										284 H San Jose St.	45 57	
										292 A Northern Ariz.	59 73	
										292 H Northern Ariz.	73 56	
										320 N Kent St.	46 45	
										332 A Weber St.	72 65	
										332 H Weber St.	63 59	
LAST 12 Division I GAMES:												
160	A	Utah St.	43 61	136	A	Utah	51 82					
284	H	San Jose St.	45 57	332	A	Weber St.	72 65					
231	A	Boise St.	64 85	111	H	South Dakota	54 63					
237	H	Tulsa	78 62	292	H	Northern Ariz.	73 56					
254	A	Southern Utah	65 80	254	H	Southern Utah	59 60					
320	N	Kent St.	46 45	332	H	Weber St.	63 59					

Non-Div I Games:

Utah Valley

■ Loss,
 ■ Non-Conf,
 S Site,
 ■ Home
 ■ Away
 N Neutral

Average RPI Win:	197	WON-LOST	WINNING	LAST 12	STRENGTH OF	OPP. STRENGTH	TEAM	ADJ.	CONF.	ADJ CONF.
Average RPI Loss:	68	RECORD	PCT. RANK	GAMES	SCHEDULE	OF SCHEDULE	RPI	RPI	RPI	RPI
DIV. I ONLY	9- 5	94	8- 4	156	110	105	105	7	7	
DIV. I NON-CONF.	7- 4	100	6- 3	153	128	107	107	7	7	
TOTALS	RPI 1-25	RPI 26-50	W-L RECORDS	RPI 51-100	RPI 101-150	RPI 150+				
9- 5	0- 1	0- 2	OVERALL	1- 1	2- 0	6- 1				
4- 3	0- 0	0- 1	HOME	1- 1	1- 0	2- 1				
4- 2	0- 1	0- 1	AWAY	0- 0	1- 0	3- 0				
1- 0	0- 0	0- 0	NEUTRAL	0- 0	0- 0	1- 0				
7- 4	0- 1	0- 1	NON-CONFERENCE	0- 1	2- 0	5- 1				
2- 3	0- 0	0- 1	HOME	0- 1	1- 0	1- 1				
4- 1	0- 1	0- 0	AWAY	0- 0	1- 0	3- 0				
1- 0	0- 0	0- 0	NEUTRAL	0- 0	0- 0	1- 0				
2- 1	0- 0	0- 1	CONFERENCE	1- 0	0- 0	1- 0				
2- 0	0- 0	0- 0	HOME	1- 0	0- 0	1- 0				
0- 1	0- 0	0- 1	AWAY	0- 0	0- 0	0- 0				
0- 0	0- 0	0- 0	NEUTRAL	0- 0	0- 0	0- 0				

RPI 1-25				RPI 26-50				RPI 51-100				RPI 101+ Team's RPI: 105			
RPI	S	Opponent	Score	RPI	S	Opponent	Score	RPI	S	Opponent	Score	RPI	S	Opponent	Score
23	A	Miami (FL)	61 91	30	A	James Madison	43 64	90	H	Charlotte	58 68	118	A	UMKC	78 70
				39	H	Richmond	77 78	100	H	UNC Wilmington	65 53	133	H	Coppin St.	74 66
												158	H	High Point	67 82
												195	A	Liberty	52 47
												216	A	Winthrop	69 52
												220	N	Morgan St.	73 52
												251	H	Northeastern	67 60
												262	A	East Carolina	62 49
												280	H	Norfolk St.	79 59
LAST 12 Division I GAMES:															
100	H	UNC Wilmington	65 53	220	N	Morgan St.	73 52								
30	A	James Madison	43 64	280	H	Norfolk St.	79 59								
23	A	Miami (FL)	61 91	133	H	Coppin St.	74 66								
216	A	Winthrop	69 52	262	A	East Carolina	62 49								
90	H	Charlotte	58 68	251	H	Northeastern	67 60								
118	A	UMKC	78 70	39	H	Richmond	77 78								

Non-Div I Games:

VCU

■ Loss,
■ Non-Conf,
S Site,
■ Home
■ Away
N Neutral

Valparaiso

Through Games Of Sunday, January 8, 2012

Average RPI Win:	212	WON-LOST	WINNING	LAST 12	STRENGTH OF	OPP. STRENGTH	TEAM	ADJ.	CONF.	ADJ CONF.
Average RPI Loss:	188	RECORD	PCT. RANK	GAMES	SCHEDULE	OF SCHEDULE	RPI	RPI	RPI	RPI
DIV. I ONLY	3- 11	294	3- 8	176	323	298	298	15	15	
DIV. I NON-CONF.	3- 7	260	3- 4	158	307	297	297	17	17	
TOTALS	RPI 1-25	RPI 26-50	W-L RECORDS	RPI 51-100	RPI 101-150	RPI 150+				
3- 11	0- 0	0- 0	OVERALL	0- 1	1- 1	2- 9				
2- 5	0- 0	0- 0	HOME	0- 0	1- 0	1- 5				
1- 5	0- 0	0- 0	AWAY	0- 1	0- 1	1- 3				
0- 1	0- 0	0- 0	NEUTRAL	0- 0	0- 0	0- 1				
3- 7	0- 0	0- 0	NON-CONFERENCE	0- 1	1- 1	2- 5				
2- 3	0- 0	0- 0	HOME	0- 0	1- 0	1- 3				
1- 3	0- 0	0- 0	AWAY	0- 1	0- 1	1- 1				
0- 1	0- 0	0- 0	NEUTRAL	0- 0	0- 0	0- 1				
0- 4	0- 0	0- 0	CONFERENCE	0- 0	0- 0	0- 4				
0- 2	0- 0	0- 0	HOME	0- 0	0- 0	0- 2				
0- 2	0- 0	0- 0	AWAY	0- 0	0- 0	0- 2				
0- 0	0- 0	0- 0	NEUTRAL	0- 0	0- 0	0- 0				

RPI 1-25			RPI 26-50			RPI 51-100			RPI 101+			Team's RPI: 298
RPI	S	Opponent	Score	RPI	S	Opponent	Score	RPI	S	Opponent	Score	
						91 A Colorado	32 60			121 H Eastern Ill.	53 50	
										145 A Pittsburgh	56 65	
										152 A Wright St.	42 58	
										154 N Montana St.	55 71	
										167 A SIU Edwardsville	64 67	
										178 H Lehigh	39 41	
										182 H Youngstown St.	48 55	
										191 A Detroit	52 68	
										252 H Rice	46 54	
										257 H IPFW	64 43	
										258 A Ball St.	67 53	
										268 H Western Ill.	55 67	
										286 H Cleveland St.	45 49	
LAST 12 Division I GAMES:												
						182 H Youngstown St.	48 55			152 A Wright St.	42 58	
						286 H Cleveland St.	45 49			121 H Eastern Ill.	53 50	
						191 A Detroit	52 68			258 A Ball St.	67 53	
						154 N Montana St.	55 71			145 A Pittsburgh	56 65	
						91 A Colorado	32 60			257 H IPFW	64 43	
						268 H Western Ill.	55 67			178 H Lehigh	39 41	

Non-Div I Games: Ind.-Northwest 80 47

Valparaiso

■ Loss,
 ■ Non-Conf, S Site,
 ■ Home
 ■ Away
 N Neutral

Vanderbilt

Through Games Of Sunday, January 8, 2012

Average RPI Win:	188	WON-LOST	WINNING	LAST 12	STRENGTH OF	OPP. STRENGTH	TEAM	ADJ.	CONF.	ADJ CONF.
Average RPI Loss:	40	RECORD	PCT. RANK	GAMES	SCHEDULE	OF SCHEDULE	RPI	RPI	RPI	RPI
DIV. I ONLY	13- 2	14	10- 2	143	178	40	40	3	3	
DIV. I NON-CONF.	12- 1	7	9- 1	205	166	55	55	5	5	
TOTALS	RPI 1-25	RPI 26-50	W-L RECORDS	RPI 51-100	RPI 101-150	RPI 150+				
13- 2	0- 0	2- 2	OVERALL	0- 0	2- 0	9- 0				
11- 0	0- 0	2- 0	HOME	0- 0	1- 0	8- 0				
2- 2	0- 0	0- 2	AWAY	0- 0	1- 0	1- 0				
0- 0	0- 0	0- 0	NEUTRAL	0- 0	0- 0	0- 0				
12- 1	0- 0	2- 1	NON-CONFERENCE	0- 0	2- 0	8- 0				
10- 0	0- 0	2- 0	HOME	0- 0	1- 0	7- 0				
2- 1	0- 0	0- 1	AWAY	0- 0	1- 0	1- 0				
0- 0	0- 0	0- 0	NEUTRAL	0- 0	0- 0	0- 0				
1- 1	0- 0	0- 1	CONFERENCE	0- 0	0- 0	1- 0				
1- 0	0- 0	0- 0	HOME	0- 0	0- 0	1- 0				
0- 1	0- 0	0- 1	AWAY	0- 0	0- 0	0- 0				
0- 0	0- 0	0- 0	NEUTRAL	0- 0	0- 0	0- 0				

RPI 1-25			RPI 26-50			Team's RPI: 40	RPI 51-100			RPI 101+		
RPI	S	Opponent	Score	RPI	S	Opponent	Score	RPI	S	Opponent	Score	RPI
				32	A	South Carolina	55 65			120	A	UT Martin
				45	H	Oklahoma	78 66			135	H	Sam Houston St.
				46	H	Florida St.	64 59			153	H	Denver
				47	A	North Carolina St.	59 66			158	H	High Point
										181	H	Ole Miss
										193	H	Alabama A&M
										249	H	Western Caro.
										263	A	Austin Peay
										268	H	Western Ill.
										300	H	S.C. Upstate
										339	H	Lipscomb
LAST 12 Division I GAMES:												
				181	H	Ole Miss	68 52			46	H	Florida St.
				32	A	South Carolina	55 65			47	A	North Carolina St.
				249	H	Western Caro.	81 36			120	A	UT Martin
				45	H	Oklahoma	78 66			158	H	High Point
				339	H	Lipscomb	81 39			153	H	Denver
				135	H	Sam Houston St.	79 56			263	A	Austin Peay

Non-Div I Games:

Vanderbilt

Loss, Non-Conf, S Site, H Home A Away N Neutral

Average RPI Win:	222	WON-LOST	WINNING	LAST 12	STRENGTH OF	OPP. STRENGTH	TEAM	ADJ.	CONF.	ADJ CONF.
Average RPI Loss:	147	RECORD	PCT. RANK	GAMES	SCHEDULE	OF SCHEDULE	RPI	RPI	RPI	RPI
DIV. I ONLY	7- 9	198	3- 9	279	169	238	238	13	13	
DIV. I NON-CONF.	6- 7	181	2- 7	290	199	252	252	13	13	
TOTALS	RPI 1-25	RPI 26-50	W-L RECORDS	RPI 51-100	RPI 101-150	RPI 150+				
7- 9	0- 1	1- 1	OVERALL	1- 1	1- 2	4- 4				
3- 3	0- 0	1- 0	HOME	0- 0	1- 1	1- 2				
3- 4	0- 0	0- 1	AWAY	1- 1	0- 0	2- 2				
1- 2	0- 1	0- 0	NEUTRAL	0- 0	0- 1	1- 0				
6- 7	0- 1	1- 1	NON-CONFERENCE	0- 1	1- 1	4- 3				
3- 1	0- 0	1- 0	HOME	0- 0	1- 0	1- 1				
2- 4	0- 0	0- 1	AWAY	0- 1	0- 0	2- 2				
1- 2	0- 1	0- 0	NEUTRAL	0- 0	0- 1	1- 0				
1- 2	0- 0	0- 0	CONFERENCE	1- 0	0- 1	0- 1				
0- 2	0- 0	0- 0	HOME	0- 0	0- 1	0- 1				
1- 0	0- 0	0- 0	AWAY	1- 0	0- 0	0- 0				
0- 0	0- 0	0- 0	NEUTRAL	0- 0	0- 0	0- 0				

RPI S	Opponent	Score	RPI S	Opponent	Score	RPI S	Opponent	Score	RPI S	Opponent	Score	Team's RPI: 238
24 N	Georgetown	53 65	31 A	Nebraska	41 94	92 A	Marquette	60 71	108 H	Boston U.	60 61	
			38 H	Saint Joseph's	80 67	94 A	Hartford	57 50	116 H	Fairfield	65 48	
									127 N	La Salle	59 68	
									197 A	Brown	57 61	
									246 H	Stony Brook	47 54	
									250 H	Dartmouth	62 72	
									251 A	Northeastern	62 78	
									309 H	Colgate	61 49	
									328 A	Columbia	63 52	
									331 N	Texas Southern	72 60	
									338 A	Houston Baptist	60 47	
LAST 12 Division I GAMES:												
94 A	Hartford	57 50	127 N	La Salle	59 68							
108 H	Boston U.	60 61	24 N	Georgetown	53 65							
246 H	Stony Brook	47 54	92 A	Marquette	60 71							
331 N	Texas Southern	72 60	31 A	Nebraska	41 94							
338 A	Houston Baptist	60 47	197 A	Brown	57 61							
250 H	Dartmouth	62 72	251 A	Northeastern	62 78							

Non-Div I Games:

Vermont

Average RPI Win:	100	WON-LOST	WINNING	LAST 12	STRENGTH OF	OPP. STRENGTH	TEAM	ADJ.	CONF.	ADJ CONF.
Average RPI Loss:	79	RECORD	PCT. RANK	GAMES	SCHEDULE	OF SCHEDULE	RPI	RPI	RPI	RPI
DIV. I ONLY	10- 4	63	7- 4	16	22	16	16	2	2	
DIV. I NON-CONF.	8- 3	73	5- 3	15	17	12	12	2	2	
TOTALS	RPI 1-25	RPI 26-50	W-L RECORDS	RPI 51-100	RPI 101-150	RPI 150+				
10- 4	0- 2	2- 0	OVERALL	3- 1	3- 0	2- 1				
2- 1	0- 1	1- 0	HOME	0- 0	1- 0	0- 0				
6- 3	0- 1	0- 0	AWAY	2- 1	2- 0	2- 1				
2- 0	0- 0	1- 0	NEUTRAL	1- 0	0- 0	0- 0				
8- 3	0- 2	2- 0	NON-CONFERENCE	3- 0	1- 0	2- 1				
1- 1	0- 1	1- 0	HOME	0- 0	0- 0	0- 0				
5- 2	0- 1	0- 0	AWAY	2- 0	1- 0	2- 1				
2- 0	0- 0	1- 0	NEUTRAL	1- 0	0- 0	0- 0				
2- 1	0- 0	0- 0	CONFERENCE	0- 1	2- 0	0- 0				
1- 0	0- 0	0- 0	HOME	0- 0	1- 0	0- 0				
1- 1	0- 0	0- 0	AWAY	0- 1	1- 0	0- 0				
0- 0	0- 0	0- 0	NEUTRAL	0- 0	0- 0	0- 0				

RPI	S	Opponent	Score	RPI	S	Opponent	Score	RPI	S	Opponent	Score	RPI	S	Opponent	Score
3	H	Delaware	56 64	38	H	Saint Joseph's	52 46	56	A	Marist	60 53	104	A	Providence	69 42
11	A	Princeton	41 56	41	N	St. Bonaventure	55 44	66	A	Temple	56 47	127	A	La Salle	67 51
								68	A	West Virginia	56 61	145	H	Pittsburgh	70 62
								70	N	Michigan St.	75 64	175	A	Iona	76 47
												178	A	Lehigh	62 54
												235	A	Monmouth	48 49
LAST 12 Division I GAMES:															
68	A	West Virginia	56 61	41	N	St. Bonaventure	55 44	66	A	Temple	56 47				
145	H	Pittsburgh	70 62	38	H	Saint Joseph's	52 46	104	A	Providence	69 42				
235	A	Monmouth	48 49	3	H	Delaware	56 64	127	A	La Salle	67 51				
3	H	Delaware	56 64	11	A	Princeton	41 56	178	A	Lehigh	62 54				
11	A	Princeton	41 56	56	A	Marist	60 53								

Non-Div I Games: USciences 77 44

Villanova

Virginia

Through Games Of Sunday, January 8, 2012

Average RPI Win:	161	WON-LOST	WINNING	LAST 12	STRENGTH OF	OPP. STRENGTH	TEAM	ADJ.	CONF.	ADJ CONF.
Average RPI Loss:	65	RECORD	PCT. RANK	GAMES	SCHEDULE	OF SCHEDULE	RPI	RPI	RPI	RPI
DIV. I ONLY	13- 4	50	9- 3	41	79	35	35	5	5	
DIV. I NON-CONF.	12- 2	20	8- 1	59	69	39	39	4	4	
TOTALS	RPI 1-25	RPI 26-50	W-L RECORDS	RPI 51-100	RPI 101-150	RPI 150+				
13- 4	1- 1	2- 1	OVERALL	1- 1	1- 1	8- 0				
9- 1	1- 0	1- 0	HOME	1- 0	0- 1	6- 0				
4- 1	0- 1	1- 0	AWAY	0- 0	1- 0	2- 0				
0- 2	0- 0	0- 1	NEUTRAL	0- 1	0- 0	0- 0				
12- 2	1- 0	2- 1	NON-CONFERENCE	1- 1	1- 0	7- 0				
9- 0	1- 0	1- 0	HOME	1- 0	0- 0	6- 0				
3- 0	0- 0	1- 0	AWAY	0- 0	1- 0	1- 0				
0- 2	0- 0	0- 1	NEUTRAL	0- 1	0- 0	0- 0				
1- 2	0- 1	0- 0	CONFERENCE	0- 0	0- 1	1- 0				
0- 1	0- 0	0- 0	HOME	0- 0	0- 1	0- 0				
1- 1	0- 1	0- 0	AWAY	0- 0	0- 0	1- 0				
0- 0	0- 0	0- 0	NEUTRAL	0- 0	0- 0	0- 0				

RPI 1-25				RPI 26-50				Team's RPI: 35	RPI 51-100				RPI 101+			
RPI	S	Opponent	Score	RPI	S	Opponent	Score		RPI	S	Opponent	Score	RPI	S	Opponent	Score
1	H	Tennessee	69 64	30	H	James Madison	59 53		71	N	Texas	53 79	104	A	Providence	55 38
12	A	Duke	66 77	39	A	Richmond	69 56		96	H	Appalachian St.	80 48	129	H	North Carolina	73 78
				48	N	California	50 59						158	H	High Point	67 41
													194	H	Indiana	65 49
													195	H	Liberty	64 38
													212	A	Hawaii	60 43
													228	H	Massachusetts	53 38
													244	H	Radford	92 43
													261	A	Clemson	54 47
													329	H	Wagner	84 41
LAST 12 Division I GAMES:																
261	A	Clemson	54 47	228	H	Massachusetts	53 38									
129	H	North Carolina	73 78	329	H	Wagner	84 41									
12	A	Duke	66 77	30	H	James Madison	59 53									
194	H	Indiana	65 49	244	H	Radford	92 43									
48	N	California	50 59	195	H	Liberty	64 38									
212	A	Hawaii	60 43	39	A	Richmond	69 56									

Non-Div I Games:

Virginia

■ Loss,
 ■ Non-Conf, S Site,
 ■ Home
 ■ Away
 N Neutral

Average RPI Win:	228	WON-LOST	WINNING	LAST 12	STRENGTH OF	OPP. STRENGTH	TEAM	ADJ.	CONF.	ADJ CONF.
Average RPI Loss:	91	RECORD	PCT. RANK	GAMES	SCHEDULE	OF SCHEDULE	RPI	RPI	RPI	RPI
DIV. I ONLY	6- 10	228	4- 8	158	63	174	174	5	5	
DIV. I NON-CONF.	4- 9	256	2- 7	116	96	170	170	4	4	
TOTALS	RPI 1-25	RPI 26-50	W-L RECORDS	RPI 51-100	RPI 101-150	RPI 150+				
6- 10	0- 0	0- 2	OVERALL	0- 5	1- 2	5- 1				
2- 4	0- 0	0- 1	HOME	0- 1	1- 2	1- 0				
4- 5	0- 0	0- 1	AWAY	0- 2	0- 0	4- 1				
0- 1	0- 0	0- 0	NEUTRAL	0- 1	0- 0	0- 0				
4- 9	0- 0	0- 1	NON-CONFERENCE	0- 5	1- 2	3- 1				
2- 3	0- 0	0- 0	HOME	0- 1	1- 2	1- 0				
2- 5	0- 0	0- 1	AWAY	0- 3	0- 0	2- 1				
0- 1	0- 0	0- 0	NEUTRAL	0- 1	0- 0	0- 0				
2- 1	0- 0	0- 1	CONFERENCE	0- 0	0- 0	2- 0				
0- 1	0- 0	0- 1	HOME	0- 0	0- 0	0- 0				
2- 0	0- 0	0- 0	AWAY	0- 0	0- 0	2- 0				
0- 0	0- 0	0- 0	NEUTRAL	0- 0	0- 0	0- 0				

RPI 1-25				RPI 26-50				RPI 51-100				RPI 101+				Team's RPI: 174	
RPI	S	Opponent	Score	RPI	S	Opponent	Score	RPI	S	Opponent	Score	RPI	S	Opponent	Score		
				37	A	Penn St.	28 66	59	A	St. Mary's (CA)	47 60	103	H	Cincinnati	55 66		
				46	H	Florida St.	40 75	62	A	Iowa	47 58	123	H	William & Mary	59 78		
								72	A	Fla. Gulf Coast	41 69	142	H	UMBC	57 52		
								90	H	Charlotte	65 71	192	A	Boston College	38 35		
								95	N	Minnesota	64 65	208	A	Old Dominion	77 65		
												222	A	George Washington	55 48		
												223	A	UCF	32 41		
												261	A	Clemson	55 33		
												342	H	N.C. Central	70 52		
LAST 12 Division I GAMES:																	
				46	H	Florida St.	40 75	142	H	UMBC	57 52						
				192	A	Boston College	38 35	103	H	Cincinnati	55 66						
				261	A	Clemson	55 33	72	A	Fla. Gulf Coast	41 69						
				62	A	Iowa	47 58	223	A	UCF	32 41						
				95	N	Minnesota	64 65	342	H	N.C. Central	70 52						
				59	A	St. Mary's (CA)	47 60	37	A	Penn St.	28 66						

Non-Div I Games:

Virginia Tech

■ Loss,
 ■ Non-Conf,
 ■ S Site,
 ■ H Home
 ■ A Away
 N Neutral

Average RPI Win:	334	WON-LOST	WINNING	LAST 12	STRENGTH OF	OPP. STRENGTH	TEAM	ADJ.	CONF.	ADJ CONF.
Average RPI Loss:	181	RECORD	PCT. RANK	GAMES	SCHEDULE	OF SCHEDULE	RPI	RPI	RPI	RPI
DIV. I ONLY	2- 12	317	1- 11	294	244	329	329	21	21	
DIV. I NON-CONF.	1- 10	330	0- 9	291	196	326	326	22	22	
TOTALS	RPI 1-25	RPI 26-50	W-L RECORDS	RPI 51-100	RPI 101-150	RPI 150+				
2- 12	0- 0	0- 2	OVERALL	0- 2	0- 0	2- 8				
2- 2	0- 0	0- 0	HOME	0- 0	0- 0	2- 2				
0- 9	0- 0	0- 2	AWAY	0- 2	0- 0	0- 5				
0- 1	0- 0	0- 0	NEUTRAL	0- 0	0- 0	0- 1				
1- 10	0- 0	0- 2	NON-CONFERENCE	0- 1	0- 0	1- 7				
1- 2	0- 0	0- 0	HOME	0- 0	0- 0	1- 2				
0- 7	0- 0	0- 2	AWAY	0- 1	0- 0	0- 4				
0- 1	0- 0	0- 0	NEUTRAL	0- 0	0- 0	0- 1				
1- 2	0- 0	0- 0	CONFERENCE	0- 1	0- 0	1- 1				
1- 0	0- 0	0- 0	HOME	0- 0	0- 0	1- 0				
0- 2	0- 0	0- 0	AWAY	0- 1	0- 0	0- 1				
0- 0	0- 0	0- 0	NEUTRAL	0- 0	0- 0	0- 0				

RPI S	Opponent	Score	RPI S	Opponent	Score	RPI S	Opponent	Score	RPI S	Opponent	Score	Team's RPI: 329
35	A Virginia	41 84	37	A Penn St.	42 103	57	A St. John's (NY)	34 54	178	H Lehigh	44 63	
						76	A LIU Brooklyn	41 72	184	H New Hampshire	72 73	
									226	N Elon	57 60	
									230	A Lafayette	55 66	
									235	A Monmouth	42 65	
									288	A Army	46 70	
									309	A Colgate	59 71	
									321	A NJIT	65 68	
									328	H Columbia	66 54	
									340	H St. Francis (NY)	49 45	
LAST 12 Division I GAMES:												
235	A Monmouth	42 65	184	H New Hampshire	72 73							
226	N Elon	57 60	37	A Penn St.	42 103							
35	A Virginia	41 84	309	A Colgate	59 71							
230	A Lafayette	55 66	76	A LIU Brooklyn	41 72							
57	A St. John's (NY)	34 54	340	H St. Francis (NY)	49 45							
321	A NJIT	65 68	178	H Lehigh	44 63							

Non-Div I Games:

Wagner

Wake Forest

Through Games Of Sunday, January 8, 2012

Average RPI Win:	194	WON-LOST	WINNING	LAST 12	STRENGTH OF	OPP. STRENGTH	TEAM	ADJ.	CONF.	ADJ CONF.
Average RPI Loss:	30	RECORD	PCT. RANK	GAMES	SCHEDULE	OF SCHEDULE	RPI	RPI	RPI	RPI
DIV. I ONLY	11- 4	55	9- 3	111	52	97	97	5	5	
DIV. I NON-CONF.	10- 3	50	8- 2	130	80	103	103	4	4	
TOTALS	RPI 1-25	RPI 26-50	W-L RECORDS	RPI 51-100	RPI 101-150	RPI 150+				
11- 4	0- 2	0- 1	OVERALL	1- 1	3- 0	7- 0				
9- 4	0- 2	0- 1	HOME	1- 1	2- 0	6- 0				
2- 0	0- 0	0- 0	AWAY	0- 0	1- 0	1- 0				
0- 0	0- 0	0- 0	NEUTRAL	0- 0	0- 0	0- 0				
10- 3	0- 1	0- 1	NON-CONFERENCE	1- 1	3- 0	6- 0				
8- 3	0- 1	0- 1	HOME	1- 1	2- 0	5- 0				
2- 0	0- 0	0- 0	AWAY	0- 0	1- 0	1- 0				
0- 0	0- 0	0- 0	NEUTRAL	0- 0	0- 0	0- 0				
1- 1	0- 1	0- 0	CONFERENCE	0- 0	0- 0	1- 0				
1- 1	0- 1	0- 0	HOME	0- 0	0- 0	1- 0				
0- 0	0- 0	0- 0	AWAY	0- 0	0- 0	0- 0				
0- 0	0- 0	0- 0	NEUTRAL	0- 0	0- 0	0- 0				

RPI 1-25				RPI 26-50				RPI 51-100 Team's RPI: 97				RPI 101+			
RPI	S	Opponent	Score	RPI	S	Opponent	Score	RPI	S	Opponent	Score	RPI	S	Opponent	Score
3	H	Delaware	57 70	36	H	Kansas	73 74	69	H	Howard	59 63	109	A	Seton Hall	60 44
12	H	Duke	58 76					95	H	Minnesota	82 65	119	H	Davidson	68 66
												133	H	Coppin St.	80 58
												192	H	Boston College	72 58
												196	A	SMU	65 53
												213	H	Md.-East. Shore	77 45
												235	H	Monmouth	88 54
												244	H	Radford	90 67
												294	H	Mercer	90 44
												305	H	Jacksonville	83 54
LAST 12 Division I GAMES:															
192	H	Boston College	72 58	213	H	Md.-East. Shore	77 45								
12	H	Duke	58 76	196	A	SMU	65 53								
119	H	Davidson	68 66	69	H	Howard	59 63								
95	H	Minnesota	82 65	3	H	Delaware	57 70								
305	H	Jacksonville	83 54	244	H	Radford	90 67								
294	H	Mercer	90 44	109	A	Seton Hall	60 44								

Non-Div I Games:

Wake Forest

■ Loss,
■ Non-Conf,
■ S Site,
■ H Home
■ A Away
N Neutral

Average RPI Win:	206	WON-LOST	WINNING	LAST 12	STRENGTH OF	OPP. STRENGTH	TEAM	ADJ.	CONF.	ADJ CONF.
Average RPI Loss:	120	RECORD	PCT. RANK	GAMES	SCHEDULE	OF SCHEDULE	RPI	RPI	RPI	RPI
DIV. I ONLY	9- 5	94	8- 4	128	245	117	117	6	6	
DIV. I NON-CONF.	8- 2	45	7- 1	228	255	159	159	6	6	
TOTALS	RPI 1-25	RPI 26-50	W-L RECORDS	RPI 51-100	RPI 101-150	RPI 150+				
9- 5	0- 0	0- 0	OVERALL	1- 1	0- 4	8- 0				
7- 2	0- 0	0- 0	HOME	1- 0	0- 2	6- 0				
2- 3	0- 0	0- 0	AWAY	0- 1	0- 2	2- 0				
0- 0	0- 0	0- 0	NEUTRAL	0- 0	0- 0	0- 0				
8- 2	0- 0	0- 0	NON-CONFERENCE	0- 0	0- 2	8- 0				
6- 1	0- 0	0- 0	HOME	0- 0	0- 1	6- 0				
2- 1	0- 0	0- 0	AWAY	0- 0	0- 1	2- 0				
0- 0	0- 0	0- 0	NEUTRAL	0- 0	0- 0	0- 0				
1- 3	0- 0	0- 0	CONFERENCE	1- 1	0- 2	0- 0				
1- 1	0- 0	0- 0	HOME	1- 0	0- 1	0- 0				
0- 2	0- 0	0- 0	AWAY	0- 1	0- 1	0- 0				
0- 0	0- 0	0- 0	NEUTRAL	0- 0	0- 0	0- 0				

RPI 1-25				RPI 26-50				RPI 51-100				RPI 101+				Team's RPI: 117	
RPI	S	Opponent	Score	RPI	S	Opponent	Score	RPI	S	Opponent	Score	RPI	S	Opponent	Score		
								84	A	Oregon St.	55	60	107	H	UC Davis	68	69
								91	H	Colorado	75	67	125	A	San Diego St.	51	63
													136	H	Utah	36	49
													146	A	Oregon	86	88
													157	H	Portland	61	49
													165	A	UC Santa Barbara	46	37
													168	H	Seattle	72	53
													183	H	Cal St. Northridge	73	67
													210	H	Southern U.	64	56
													255	H	Long Beach St.	80	46
													312	H	Houston	85	60
													316	A	Idaho	66	49
LAST 12 Division I GAMES:																	
136	H	Utah	36	49	84	A	Oregon St.	55	60								
91	H	Colorado	75	67	210	H	Southern U.	64	56								
146	A	Oregon	86	88	312	H	Houston	85	60								
125	A	San Diego St.	51	63	157	H	Portland	61	49								
165	A	UC Santa Barbara	46	37	255	H	Long Beach St.	80	46								
183	H	Cal St. Northridge	73	67	316	A	Idaho	66	49								

Non-Div I Games:

Washington

Average RPI Win:	157	WON-LOST	WINNING	LAST 12	STRENGTH OF	OPP. STRENGTH	TEAM	ADJ.	CONF.	ADJ CONF.
Average RPI Loss:	45	RECORD	PCT. RANK	GAMES	SCHEDULE	OF SCHEDULE	RPI	RPI	RPI	RPI
DIV. I ONLY	9- 7	142	7- 5	17	85	50	50	6	6	
DIV. I NON-CONF.	6- 6	162	4- 4	25	41	58	58	6	6	
TOTALS	RPI 1-25	RPI 26-50	W-L RECORDS	RPI 51-100	RPI 101-150	RPI 150+				
9- 7	0- 2	0- 3	OVERALL	3- 1	4- 1	2- 0				
3- 3	0- 0	0- 2	HOME	0- 1	2- 0	1- 0				
3- 3	0- 1	0- 1	AWAY	1- 0	2- 1	0- 0				
3- 1	0- 1	0- 0	NEUTRAL	2- 0	0- 0	1- 0				
6- 6	0- 2	0- 3	NON-CONFERENCE	2- 0	2- 1	2- 0				
2- 2	0- 0	0- 2	HOME	0- 0	1- 0	1- 0				
1- 3	0- 1	0- 1	AWAY	0- 0	1- 1	0- 0				
3- 1	0- 1	0- 0	NEUTRAL	2- 0	0- 0	1- 0				
3- 1	0- 0	0- 0	CONFERENCE	1- 1	2- 0	0- 0				
1- 1	0- 0	0- 0	HOME	0- 1	1- 0	0- 0				
2- 0	0- 0	0- 0	AWAY	1- 0	1- 0	0- 0				
0- 0	0- 0	0- 0	NEUTRAL	0- 0	0- 0	0- 0				

RPI 1-25				RPI 26-50				Team's RPI: 50	RPI 51-100				RPI 101+			
RPI	S	Opponent	Score	RPI	S	Opponent	Score		RPI	S	Opponent	Score	RPI	S	Opponent	Score
14	N	Michigan	39 69	26	H	Louisville	71 75		84	A	Oregon St.	61 54	102	A	South Dakota St.	58 63
15	A	Ohio St.	57 79	27	H	Gonzaga	69 71		91	H	Colorado	56 57	125	H	San Diego St.	65 50
				37	A	Penn St.	60 72		92	N	Marquette	65 52	132	A	Wisconsin	69 51
									100	N	UNC Wilmington	72 60	136	H	Utah	60 43
													146	A	Oregon	75 47
													295	H	UC Riverside	74 35
													303	N	Prairie View	90 52
LAST 12 Division I GAMES:																
				91	H	Colorado	56 57		146	A	Oregon	75 47				
				136	H	Utah	60 43		15	A	Ohio St.	57 79				
				84	A	Oregon St.	61 54		26	H	Louisville	71 75				
				303	N	Prairie View	90 52		295	H	UC Riverside	74 35				
				14	N	Michigan	39 69		125	H	San Diego St.	65 50				
				92	N	Marquette	65 52		27	H	Gonzaga	69 71				

Non-Div I Games:

Washington St.

Average RPI Win:	278	WON-LOST	WINNING	LAST 12	STRENGTH OF	OPP. STRENGTH	TEAM	ADJ.	CONF.	ADJ CONF.
Average RPI Loss:	206	RECORD	PCT. RANK	GAMES	SCHEDULE	OF SCHEDULE	RPI	RPI	RPI	RPI
DIV. I ONLY	2- 14	323	2- 10	243	335	332	332	19	19	
DIV. I NON-CONF.	2- 11	306	2- 7	251	338	331	331	19	19	
TOTALS	RPI 1-25	RPI 26-50	W-L RECORDS	RPI 51-100	RPI 101-150	RPI 150+				
2- 14	0- 0	0- 0	OVERALL	0- 2	0- 4	2- 8				
2- 5	0- 0	0- 0	HOME	0- 1	0- 2	2- 2				
0- 7	0- 0	0- 0	AWAY	0- 1	0- 2	0- 4				
0- 2	0- 0	0- 0	NEUTRAL	0- 0	0- 0	0- 2				
2- 11	0- 0	0- 0	NON-CONFERENCE	0- 2	0- 2	2- 7				
2- 3	0- 0	0- 0	HOME	0- 1	0- 0	2- 2				
0- 6	0- 0	0- 0	AWAY	0- 1	0- 2	0- 3				
0- 2	0- 0	0- 0	NEUTRAL	0- 0	0- 0	0- 2				
0- 3	0- 0	0- 0	CONFERENCE	0- 0	0- 2	0- 1				
0- 2	0- 0	0- 0	HOME	0- 0	0- 2	0- 0				
0- 1	0- 0	0- 0	AWAY	0- 0	0- 0	0- 1				
0- 0	0- 0	0- 0	NEUTRAL	0- 0	0- 0	0- 0				

RPI 1-25				RPI 26-50				RPI 51-100				RPI 101+				Team's RPI: 332	
RPI	S	Opponent	Score	RPI	S	Opponent	Score	RPI	S	Opponent	Score	RPI	S	Opponent	Score		
								52	H	BYU	67	84	136	A	Utah	63	81
								91	A	Colorado	59	77	146	A	Oregon	73	88
													148	H	Eastern Wash.	60	72
													150	H	Portland St.	56	66
													160	A	Utah St.	63	73
													231	A	Boise St.	68	86
													264	N	UC Irvine	54	57
													269	N	Nicholls St.	56	83
													272	H	CSU Bakersfield	85	72
													284	H	San Jose St.	69	67
													285	A	Sacramento St.	60	78
													315	A	Utah Valley	59	63
													315	H	Utah Valley	65	72
													318	H	Wyoming	68	76
LAST 12 Division I GAMES:																	
				150	H	Portland St.	56	66					315	H	Utah Valley	65	72
				148	H	Eastern Wash.	60	72					91	A	Colorado	59	77
				285	A	Sacramento St.	60	78					318	H	Wyoming	68	76
				136	A	Utah	63	81					272	H	CSU Bakersfield	85	72
				264	N	UC Irvine	54	57					315	A	Utah Valley	59	63
				269	N	Nicholls St.	56	83					284	H	San Jose St.	69	67

Non-Div I Games:

Weber St.

West Virginia

Through Games Of Sunday, January 8, 2012

Average RPI Win:	182	WON-LOST	WINNING	LAST 12	STRENGTH OF	OPP. STRENGTH	TEAM	ADJ.	CONF.	ADJ CONF.
Average RPI Loss:	68	RECORD	PCT. RANK	GAMES	SCHEDULE	OF SCHEDULE	RPI	RPI	RPI	RPI
DIV. I ONLY	11- 4	55	9- 3	105	128	68	68	2	2	
DIV. I NON-CONF.	9- 3	60	7- 2	219	215	113	113	2	2	
TOTALS	RPI 1-25	RPI 26-50	W-L RECORDS	RPI 51-100	RPI 101-150	RPI 150+				
11- 4	1- 1	0- 2	OVERALL	2- 0	2- 0	6- 1				
9- 1	1- 0	0- 1	HOME	0- 0	2- 0	6- 0				
1- 3	0- 1	0- 1	AWAY	1- 0	0- 0	0- 1				
1- 0	0- 0	0- 0	NEUTRAL	1- 0	0- 0	0- 0				
9- 3	0- 0	0- 2	NON-CONFERENCE	1- 0	2- 0	6- 1				
8- 1	0- 0	0- 1	HOME	0- 0	2- 0	6- 0				
0- 2	0- 0	0- 1	AWAY	0- 0	0- 0	0- 1				
1- 0	0- 0	0- 0	NEUTRAL	1- 0	0- 0	0- 0				
2- 1	1- 1	0- 0	CONFERENCE	1- 0	0- 0	0- 0				
1- 0	1- 0	0- 0	HOME	0- 0	0- 0	0- 0				
1- 1	0- 1	0- 0	AWAY	1- 0	0- 0	0- 0				
0- 0	0- 0	0- 0	NEUTRAL	0- 0	0- 0	0- 0				






















































RPI 1-25				RPI 26-50				RPI 51-100				RPI 101+			
RPI	S	Opponent	Score	RPI	S	Opponent	Score	RPI	S	Opponent	Score	RPI	S	Opponent	Score
5	A	Connecticut	60 79	41	H	St. Bonaventure	48 56	53	N	UCLA	63 54	108	H	Boston U.	78 53
16	H	Villanova	61 56	44	A	Duquesne	55 61	87	A	Syracuse	76 72	127	H	La Salle	63 52
												182	H	Youngstown St.	69 37
												183	A	Cal St. Northridge	47 48
												221	H	Mt. St. Mary's	94 32
												226	H	Elon	84 36
												308	H	North Florida	86 30
												336	H	Bucknell	72 30
												342	H	N.C. Central	97 24
LAST 12 Division I GAMES:															
16	H	Villanova	61 56	336	H	Bucknell	72 30								
5	A	Connecticut	60 79	221	H	Mt. St. Mary's	94 32								
226	H	Elon	84 36	44	A	Duquesne	55 61								
127	H	La Salle	63 52	308	H	North Florida	86 30								
183	A	Cal St. Northridge	47 48	87	A	Syracuse	76 72								
53	N	UCLA	63 54	108	H	Boston U.	78 53								

Non-Div I Games:

West Virginia

■ Loss,
 ■ Non-Conf,
 ■ S Site,
 ■ H Home
 ■ A Away
 N Neutral

Average RPI Win: 285	WON-LOST	WINNING	LAST 12	STRENGTH OF	OPP. STRENGTH	TEAM	ADJ.	CONF.	ADJ CONF.
Average RPI Loss: 148	RECORD	PCT. RANK	GAMES	SCHEDULE	OF SCHEDULE	RPI	RPI	RPI	RPI
DIV. I ONLY	6- 8	204	4- 8	235	336	249	249	16	16
DIV. I NON-CONF.	5- 4	135	3- 4	311	341	294	294	14	14
TOTALS	RPI 1-25	RPI 26-50	W-L RECORDS	RPI 51-100	RPI 101-150	RPI 150+			
6- 8	0- 0	0- 1	OVERALL	0- 2	0- 1	6- 4			
3- 4	0- 0	0- 0	HOME	0- 1	0- 1	3- 2			
3- 4	0- 0	0- 1	AWAY	0- 1	0- 0	3- 2			
0- 0	0- 0	0- 0	NEUTRAL	0- 0	0- 0	0- 0			
5- 4	0- 0	0- 1	NON-CONFERENCE	0- 0	0- 0	5- 3			
2- 2	0- 0	0- 0	HOME	0- 0	0- 0	2- 2			
3- 2	0- 0	0- 1	AWAY	0- 0	0- 0	3- 1			
0- 0	0- 0	0- 0	NEUTRAL	0- 0	0- 0	0- 0			
1- 4	0- 0	0- 0	CONFERENCE	0- 2	0- 1	1- 1			
1- 2	0- 0	0- 0	HOME	0- 1	0- 1	1- 0			
0- 2	0- 0	0- 0	AWAY	0- 1	0- 0	0- 1			
0- 0	0- 0	0- 0	NEUTRAL	0- 0	0- 0	0- 0			

RPI S	Opponent	Score	RPI S	Opponent	Score	RPI S	Opponent	Score	RPI S	Opponent	Score	Team's RPI: 249
			40   Vanderbilt	36  81		63   Chattanooga	58  64		119  Davidson	46  64		
						96  Appalachian St.	46  82		171  Georgia St.	59  64		
									177  Charleston So.	69 65		
									179  Samford	61  64		
									240  Campbell	43  59		
									278  Coastal Caro.	56  66		
									282  UNC Greensboro	62 29		
									283  Tennessee Tech	61 58		
									300  S.C. Upstate	63 58		
									326  UNC Asheville	65 53		
									342  N.C. Central	62 49		
LAST 12 Division I GAMES:												
			282   UNC Greensboro	62 29		63   Chattanooga	58  64					
			300   S.C. Upstate	63 58		179   Samford	61  64					
			40   Vanderbilt	36  81		96  Appalachian St.	46  82					
			278   Coastal Caro.	56  66		119  Davidson	46  64					
			240   Campbell	43  59		171  Georgia St.	59  64					
			326   UNC Asheville	65 53		283   Tennessee Tech	61 58					

Non-Div I Games:

Western Caro.

Average RPI Win:	282	WON-LOST	WINNING	LAST 12	STRENGTH OF	OPP. STRENGTH	TEAM	ADJ.	CONF.	ADJ CONF.
Average RPI Loss:	143	RECORD	PCT. RANK	GAMES	SCHEDULE	OF SCHEDULE	RPI	RPI	RPI	RPI
DIV. I ONLY	3- 8	276	3- 7	254	155	268	268	17	17	
DIV. I NON-CONF.	1- 6	312	1- 5	147	150	217	217	11	11	
TOTALS	RPI 1-25	RPI 26-50	W-L RECORDS	RPI 51-100	RPI 101-150	RPI 150+				
3- 8	0- 0	0- 1	OVERALL	0- 1	0- 3	3- 3				
1- 2	0- 0	0- 0	HOME	0- 0	0- 1	1- 1				
2- 6	0- 0	0- 1	AWAY	0- 1	0- 2	2- 2				
0- 0	0- 0	0- 0	NEUTRAL	0- 0	0- 0	0- 0				
1- 6	0- 0	0- 1	NON-CONFERENCE	0- 1	0- 2	1- 2				
0- 1	0- 0	0- 0	HOME	0- 0	0- 0	0- 1				
1- 5	0- 0	0- 1	AWAY	0- 1	0- 2	1- 1				
0- 0	0- 0	0- 0	NEUTRAL	0- 0	0- 0	0- 0				
2- 2	0- 0	0- 0	CONFERENCE	0- 0	0- 1	2- 1				
1- 1	0- 0	0- 0	HOME	0- 0	0- 1	1- 0				
1- 1	0- 0	0- 0	AWAY	0- 0	0- 0	1- 1				
0- 0	0- 0	0- 0	NEUTRAL	0- 0	0- 0	0- 0				

RPI S	Opponent	Score	RPI S	Opponent	Score	RPI S	Opponent	Score	RPI S	Opponent	Score	Team's RPI: 268
40	A Vanderbilt	51 95	62	A Iowa	45 98	102	H South Dakota St.	56 82	121	A Eastern Ill.	55 88	
						134	A Bradley	64 93	211	H Milwaukee	66 79	
						218	A Northern Ill.	84 91	245	H North Dakota St.	68 65	
						257	A IPFW	54 73	298	A Valparaiso	67 55	
						304	A IUPUI	65 60				
LAST 12 Division I GAMES:												
257	A IPFW	54 73	62	A Iowa	45 98	121	A Eastern Ill.	55 88	245	H North Dakota St.	68 65	
304	A IUPUI	65 60	102	H South Dakota St.	56 82	211	H Milwaukee	66 79	298	A Valparaiso	67 55	
134	A Bradley	64 93	218	A Northern Ill.	84 91							
40	A Vanderbilt	51 95										

Non-Div I Games: Hannibal-La Grange 87 65 Neb. Omaha 58 65 William Woods 73 52

Western Ill.

Average RPI Win:	227	WON-LOST	WINNING	LAST 12	STRENGTH OF	OPP. STRENGTH	TEAM	ADJ.	CONF.	ADJ CONF.
Average RPI Loss:	119	RECORD	PCT. RANK	GAMES	SCHEDULE	OF SCHEDULE	RPI	RPI	RPI	RPI
DIV. I ONLY	5- 10	245	5- 7	51	271	198	198	20	20	
DIV. I NON-CONF.	2- 9	293	2- 6	13	224	134	134	20	20	
TOTALS	RPI 1-25	RPI 26-50	W-L RECORDS	RPI 51-100	RPI 101-150	RPI 150+				
5- 10	0- 2	0- 1	OVERALL	0- 2	0- 2	5- 3				
4- 3	0- 1	0- 1	HOME	0- 0	0- 0	4- 1				
0- 7	0- 1	0- 0	AWAY	0- 2	0- 2	0- 2				
1- 0	0- 0	0- 0	NEUTRAL	0- 0	0- 0	1- 0				
2- 9	0- 2	0- 1	NON-CONFERENCE	0- 2	0- 2	2- 2				
1- 3	0- 1	0- 1	HOME	0- 0	0- 0	1- 1				
0- 6	0- 1	0- 0	AWAY	0- 2	0- 2	0- 1				
1- 0	0- 0	0- 0	NEUTRAL	0- 0	0- 0	1- 0				
3- 1	0- 0	0- 0	CONFERENCE	0- 0	0- 0	3- 1				
3- 0	0- 0	0- 0	HOME	0- 0	0- 0	3- 0				
0- 1	0- 0	0- 0	AWAY	0- 0	0- 0	0- 1				
0- 0	0- 0	0- 0	NEUTRAL	0- 0	0- 0	0- 0				

RPI 1-25				RPI 26-50				RPI 51-100				RPI 101+ Team's RPI: 198			
RPI	S	Opponent	Score	RPI	S	Opponent	Score	RPI	S	Opponent	Score	RPI	S	Opponent	Score
12	H	Duke	54 80	42	H	Towson	62 67	51	A	Northwestern	57 71	131	A	Bowling Green	62 86
20	A	Texas Tech	38 75					88	A	UAB	36 58	147	A	Illinois St.	45 71
												152	H	Wright St.	66 86
												163	H	FIU	65 48
												179	N	Samford	58 57
												187	H	Louisiana Tech	69 54
												259	A	La.-Monroe	49 53
												270	H	La.-Lafayette	49 45
												283	A	Tennessee Tech	59 69
												337	H	Troy	64 38
LAST 12 Division I GAMES:															
337	H	Troy	64 38	163	H	FIU	65 48	147	A	Illinois St.	45 71				
270	H	La.-Lafayette	49 45	283	A	Tennessee Tech	59 69	187	H	Louisiana Tech	69 54				
259	A	La.-Monroe	49 53	20	A	Texas Tech	38 75	131	A	Bowling Green	62 86				
				179	N	Samford	58 57	88	A	UAB	36 58				
				152	H	Wright St.	66 86								

Non-Div I Games:

Western Ky.

Average RPI Win: 243		WON-LOST	WINNING	LAST 12	STRENGTH OF	OPP. STRENGTH	TEAM	ADJ.	CONF.	ADJ CONF.
Average RPI Loss: 187		RECORD	PCT. RANK	GAMES	SCHEDULE	OF SCHEDULE	RPI	RPI	RPI	RPI
DIV. I ONLY		5- 10	245	5- 7	298	225	306	306	14	14
DIV. I NON-CONF.		3- 10	281	3- 7	308	247	313	313	16	16
TOTALS	RPI 1-25		RPI 26-50		W-L RECORDS		RPI 51-100		RPI 101-150	RPI 150+
5- 10	0- 0		0- 1		OVERALL		0- 2		1- 0	4- 7
4- 4	0- 0		0- 0		HOME		0- 1		1- 0	3- 3
0- 6	0- 0		0- 1		AWAY		0- 1		0- 0	0- 3
1- 0	0- 0		0- 0		NEUTRAL		0- 0		0- 0	1- 0
3- 10	0- 0		0- 1		NON-CONFERENCE		0- 2		0- 0	3- 7
2- 4	0- 0		0- 0		HOME		0- 1		0- 0	2- 3
0- 6	0- 0		0- 1		AWAY		0- 1		0- 0	0- 4
1- 0	0- 0		0- 0		NEUTRAL		0- 0		0- 0	1- 0
2- 0	0- 0		0- 0		CONFERENCE		0- 0		1- 0	1- 0
2- 0	0- 0		0- 0		HOME		0- 0		1- 0	1- 0
0- 0	0- 0		0- 0		AWAY		0- 0		0- 0	0- 0
0- 0	0- 0		0- 0		NEUTRAL		0- 0		0- 0	0- 0

RPI 1-25				RPI 26-50				RPI 51-100				RPI 101+				Team's RPI: 306	
RPI	S	Opponent	Score	RPI	S	Opponent	Score	RPI	S	Opponent	Score	RPI	S	Opponent	Score		
				36	A	Kansas	64 76	66	H	Temple	52 64	112	H	Toledo	70 67		
								70	A	Michigan St.	45 80	180	A	American	52 77		
												182	A	Youngstown St.	55 80		
												191	H	Detroit	64 73		
												211	H	Milwaukee	69 63		
												255	A	Long Beach St.	56 76		
												258	H	Ball St.	76 64		
												281	H	Eastern Ky.	60 71		
												286	H	Cleveland St.	66 72		
												311	N	Texas-Arlington	67 63		
												323	A	Chicago St.	65 70		
												325	H	Southeast Mo. St.	67 34		
LAST 12 Division I GAMES:																	
				258	H	Ball St.	76 64	191	H	Detroit	64 73						
				112	H	Toledo	70 67	311	N	Texas-Arlington	67 63						
				66	H	Temple	52 64	255	A	Long Beach St.	56 76						
				180	A	American	52 77	325	H	Southeast Mo. St.	67 34						
				182	A	Youngstown St.	55 80	323	A	Chicago St.	65 70						
				286	H	Cleveland St.	66 72	211	H	Milwaukee	69 63						

Non-Div I Games:

Western Mich.

Loss, Non-Conf, S Site, H Home A Away N Neutral

Average RPI Win:	210	WON-LOST	WINNING	LAST 12	STRENGTH OF	OPP. STRENGTH	TEAM	ADJ.	CONF.	ADJ CONF.
Average RPI Loss:	58	RECORD	PCT. RANK	GAMES	SCHEDULE	OF SCHEDULE	RPI	RPI	RPI	RPI
DIV. I ONLY	10- 5	87	9- 3	134	114	83	83	10	10	
DIV. I NON-CONF.	6- 5	140	5- 3	183	109	96	96	10	10	
TOTALS	RPI 1-25	RPI 26-50	W-L RECORDS	RPI 51-100	RPI 101-150	RPI 150+				
10- 5	0- 2	0- 0	OVERALL	1- 2	3- 1	6- 0				
5- 2	0- 1	0- 0	HOME	1- 1	1- 0	3- 0				
4- 3	0- 1	0- 0	AWAY	0- 1	2- 1	2- 0				
1- 0	0- 0	0- 0	NEUTRAL	0- 0	0- 0	1- 0				
6- 5	0- 2	0- 0	NON-CONFERENCE	0- 2	0- 1	6- 0				
3- 2	0- 1	0- 0	HOME	0- 1	0- 0	3- 0				
2- 3	0- 1	0- 0	AWAY	0- 1	0- 1	2- 0				
1- 0	0- 0	0- 0	NEUTRAL	0- 0	0- 0	1- 0				
4- 0	0- 0	0- 0	CONFERENCE	1- 0	3- 0	0- 0				
2- 0	0- 0	0- 0	HOME	1- 0	1- 0	0- 0				
2- 0	0- 0	0- 0	AWAY	0- 0	2- 0	0- 0				
0- 0	0- 0	0- 0	NEUTRAL	0- 0	0- 0	0- 0				

RPI 1-25				RPI 26-50				RPI 51-100 Team's RPI: 83				RPI 101+			
RPI	S	Opponent	Score	RPI	S	Opponent	Score	RPI	S	Opponent	Score	RPI	S	Opponent	Score
9	A	Kansas St.	34 60					55	A	Arizona	60 74	107	A	UC Davis	47 62
21	H	LSU	56 64					86	H	Creighton	65 58	134	A	Bradley	71 58
								99	H	Central Mich.	49 58	137	A	UNI	67 40
												144	H	Drake	63 41
												196	H	SMU	63 43
												216	H	Winthrop	71 69
												255	A	Long Beach St.	73 64
												289	A	UTSA	69 56
												311	N	Texas-Arlington	90 64
												330	H	Northwestern St.	77 49
LAST 12 Division I GAMES:															
				86	H	Creighton	65 58	255	A	Long Beach St.	73 64				
				144	H	Drake	63 41	311	N	Texas-Arlington	90 64				
				134	A	Bradley	71 58	289	A	UTSA	69 56				
				137	A	UNI	67 40	9	A	Kansas St.	34 60				
				216	H	Winthrop	71 69	196	H	SMU	63 43				
				107	A	UC Davis	47 62	99	H	Central Mich.	49 58				

Non-Div I Games:

Wichita St.

Average RPI Win:	224	WON-LOST	WINNING	LAST 12	STRENGTH OF	OPP. STRENGTH	TEAM	ADJ.	CONF.	ADJ CONF.
Average RPI Loss:	96	RECORD	PCT. RANK	GAMES	SCHEDULE	OF SCHEDULE	RPI	RPI	RPI	RPI
DIV. I ONLY	7- 6	151	6- 5	79	171	123	123	7	7	
DIV. I NON-CONF.	6- 4	118	5- 3	191	253	178	178	7	7	
TOTALS	RPI 1-25	RPI 26-50	W-L RECORDS	RPI 51-100	RPI 101-150	RPI 150+				
7- 6	0- 1	0- 2	OVERALL	0- 1	1- 0	6- 2				
4- 3	0- 0	0- 1	HOME	0- 0	0- 0	4- 2				
3- 3	0- 1	0- 1	AWAY	0- 1	1- 0	2- 0				
0- 0	0- 0	0- 0	NEUTRAL	0- 0	0- 0	0- 0				
6- 4	0- 0	0- 1	NON-CONFERENCE	0- 1	1- 0	5- 2				
3- 2	0- 0	0- 0	HOME	0- 0	0- 0	3- 2				
3- 2	0- 0	0- 1	AWAY	0- 1	1- 0	2- 0				
0- 0	0- 0	0- 0	NEUTRAL	0- 0	0- 0	0- 0				
1- 2	0- 1	0- 1	CONFERENCE	0- 0	0- 0	1- 0				
1- 1	0- 0	0- 1	HOME	0- 0	0- 0	1- 0				
0- 1	0- 1	0- 0	AWAY	0- 0	0- 0	0- 0				
0- 0	0- 0	0- 0	NEUTRAL	0- 0	0- 0	0- 0				

RPI 1-25				RPI 26-50				RPI 51-100				RPI 101+ Team's RPI: 123			
RPI	S	Opponent	Score	RPI	S	Opponent	Score	RPI	S	Opponent	Score	RPI	S	Opponent	Score
3	A	Delaware	57 73	28	H	Hofstra	97 100	76	A	LIU Brooklyn	69 78	109	A	Seton Hall	61 54
				39	A	Richmond	57 77					174	A	Virginia Tech	78 59
												190	H	George Mason	76 66
												209	H	Navy	58 61
												222	H	George Washington	66 74
												242	H	Longwood	76 43
												279	H	N.C. A&T	74 68
												280	A	Norfolk St.	79 76
												293	H	Cornell	85 54
LAST 12 Division I GAMES:															
28	H	Hofstra	97 100	76	A	LIU Brooklyn	69 78								
190	H	George Mason	76 66	279	H	N.C. A&T	74 68								
222	H	George Washington	66 74	3	A	Delaware	57 73								
109	A	Seton Hall	61 54	242	H	Longwood	76 43								
209	H	Navy	58 61	280	A	Norfolk St.	79 76								
39	A	Richmond	57 77	174	A	Virginia Tech	78 59								

Non-Div I Games: Elizabeth City St. 81 70

William & Mary

Average RPI Win:	274	WON-LOST	WINNING	LAST 12	STRENGTH OF	OPP. STRENGTH	TEAM	ADJ.	CONF.	ADJ CONF.
Average RPI Loss:	145	RECORD	PCT. RANK	GAMES	SCHEDULE	OF SCHEDULE	RPI	RPI	RPI	RPI
DIV. I ONLY	7- 8	183	5- 7	245	330	216	216	28	28	
DIV. I NON-CONF.	6- 6	162	4- 5	269	302	222	222	30	30	
TOTALS	RPI 1-25	RPI 26-50	W-L RECORDS	RPI 51-100	RPI 101-150	RPI 150+				
7- 8	0- 0	0- 0	OVERALL	0- 2	0- 3	7- 3				
3- 3	0- 0	0- 0	HOME	0- 1	0- 2	3- 0				
4- 5	0- 0	0- 0	AWAY	0- 1	0- 1	4- 3				
0- 0	0- 0	0- 0	NEUTRAL	0- 0	0- 0	0- 0				
6- 6	0- 0	0- 0	NON-CONFERENCE	0- 2	0- 3	6- 1				
3- 3	0- 0	0- 0	HOME	0- 1	0- 2	3- 0				
3- 3	0- 0	0- 0	AWAY	0- 1	0- 1	3- 1				
0- 0	0- 0	0- 0	NEUTRAL	0- 0	0- 0	0- 0				
1- 2	0- 0	0- 0	CONFERENCE	0- 0	0- 0	1- 2				
0- 0	0- 0	0- 0	HOME	0- 0	0- 0	0- 0				
1- 2	0- 0	0- 0	AWAY	0- 0	0- 0	1- 2				
0- 0	0- 0	0- 0	NEUTRAL	0- 0	0- 0	0- 0				

RPI 1-25			RPI 26-50			RPI 51-100			RPI 101+			Team's RPI: 216
RPI	S	Opponent	Score	RPI	S	Opponent	Score	RPI	S	Opponent	Score	
						83 A Wichita St.	69 71	105 H VCU			52 69	
						89 H Stetson	72 74	119 A Davidson			65 80	
								134 H Bradley			61 71	
								172 A Fordham			53 76	
								177 A Charleston So.			78 83	
								207 H South Carolina St.			67 59	
								235 A Monmouth			88 54	
								247 A Presbyterian			70 62	
								253 H Niagara			82 47	
								278 A Coastal Caro.			54 58	
								294 A Mercer			88 74	
								337 A Troy			80 66	
								342 H N.C. Central			79 40	
LAST 12 Division I GAMES:												
247 A		Presbyterian	70 62	342 H		N.C. Central	79 40					
177 A		Charleston So.	78 83	172 A		Fordham	53 76					
278 A		Coastal Caro.	54 58	235 A		Monmouth	88 54					
294 A		Mercer	88 74	207 H		South Carolina St.	67 59					
83 A		Wichita St.	69 71	119 A		Davidson	65 80					
89 H		Stetson	72 74	105 H		VCU	52 69					

Non-Div I Games:

Winthrop

Average RPI Win:	190	WON-LOST	WINNING	LAST 12	STRENGTH OF	OPP. STRENGTH	TEAM	ADJ.	CONF.	ADJ CONF.
Average RPI Loss:	61	RECORD	PCT. RANK	GAMES	SCHEDULE	OF SCHEDULE	RPI	RPI	RPI	RPI
DIV. I ONLY	5- 11	258	4- 8	19	58	132	132	4	4	
DIV. I NON-CONF.	4- 8	238	3- 5	29	130	156	156	3	3	
TOTALS	RPI 1-25	RPI 26-50	W-L RECORDS	RPI 51-100	RPI 101-150	RPI 150+				
5- 11	0- 3	0- 3	OVERALL	1- 3	0- 2	4- 0				
2- 6	0- 2	0- 2	HOME	0- 0	0- 2	2- 0				
2- 5	0- 1	0- 1	AWAY	1- 3	0- 0	1- 0				
1- 0	0- 0	0- 0	NEUTRAL	0- 0	0- 0	1- 0				
4- 8	0- 1	0- 2	NON-CONFERENCE	0- 3	0- 2	4- 0				
2- 4	0- 1	0- 1	HOME	0- 0	0- 2	2- 0				
1- 4	0- 0	0- 1	AWAY	0- 3	0- 0	1- 0				
1- 0	0- 0	0- 0	NEUTRAL	0- 0	0- 0	1- 0				
1- 3	0- 2	0- 1	CONFERENCE	1- 0	0- 0	0- 0				
0- 2	0- 1	0- 1	HOME	0- 0	0- 0	0- 0				
1- 1	0- 1	0- 0	AWAY	1- 0	0- 0	0- 0				
0- 0	0- 0	0- 0	NEUTRAL	0- 0	0- 0	0- 0				

RPI 1-25				RPI 26-50				RPI 51-100				RPI 101+ Team's RPI: 132			
RPI	S	Opponent	Score	RPI	S	Opponent	Score	RPI	S	Opponent	Score	RPI	S	Opponent	Score
15	H	Ohio St.	61 77	36	A	Kansas	44 73	52	A	BYU	59 77	114	H	Oral Roberts	63 80
17	H	Green Bay	49 65	37	H	Penn St.	49 82	91	A	Colorado	48 58	144	H	Drake	54 65
22	A	Purdue	52 63	50	H	Washington St.	51 69	92	A	Marquette	52 54	154	N	Montana St.	71 61
								98	A	Illinois	70 67	192	H	Boston College	58 50
												211	A	Milwaukee	68 51
												297	H	Saint Louis	48 46
LAST 12 Division I GAMES:															
				98	A	Illinois	70 67	17	H	Green Bay	49 65				
				22	A	Purdue	52 63	144	H	Drake	54 65				
				37	H	Penn St.	49 82	36	A	Kansas	44 73				
				15	H	Ohio St.	61 77	297	H	Saint Louis	48 46				
				154	N	Montana St.	71 61	192	H	Boston College	58 50				
				52	A	BYU	59 77	91	A	Colorado	48 58				

Non-Div I Games:

Wisconsin

■ Loss,
■ Non-Conf,
■ S Site,
■ H Home
■ A Away
N Neutral

Average RPI Win:	289	WON-LOST	WINNING	LAST 12	STRENGTH OF	OPP. STRENGTH	TEAM	ADJ.	CONF.	ADJ CONF.
Average RPI Loss:	222	RECORD	PCT. RANK	GAMES	SCHEDULE	OF SCHEDULE	RPI	RPI	RPI	RPI
DIV. I ONLY	6- 5	150	5- 5	342	190	313	313	16	16	
DIV. I NON-CONF.	5- 2	83	4- 2	339	335	308	308	14	14	
TOTALS	RPI 1-25	RPI 26-50	W-L RECORDS	RPI 51-100	RPI 101-150	RPI 150+				
6- 5	0- 0	0- 0	OVERALL	0- 0	0- 0	6- 5				
4- 1	0- 0	0- 0	HOME	0- 0	0- 0	4- 1				
2- 3	0- 0	0- 0	AWAY	0- 0	0- 0	2- 3				
0- 1	0- 0	0- 0	NEUTRAL	0- 0	0- 0	0- 1				
5- 2	0- 0	0- 0	NON-CONFERENCE	0- 0	0- 0	5- 2				
3- 0	0- 0	0- 0	HOME	0- 0	0- 0	3- 0				
2- 1	0- 0	0- 0	AWAY	0- 0	0- 0	2- 1				
0- 1	0- 0	0- 0	NEUTRAL	0- 0	0- 0	0- 1				
1- 3	0- 0	0- 0	CONFERENCE	0- 0	0- 0	1- 3				
1- 1	0- 0	0- 0	HOME	0- 0	0- 0	1- 1				
0- 2	0- 0	0- 0	AWAY	0- 0	0- 0	0- 2				
0- 0	0- 0	0- 0	NEUTRAL	0- 0	0- 0	0- 0				

RPI 1-25			RPI 26-50			RPI 51-100			RPI 101+			Team's RPI: 313
RPI	S	Opponent	Score	RPI	S	Opponent	Score	RPI	S	Opponent	Score	
								206	A	Col. of Charleston	44	49
								208	A	Old Dominion	58	70
								226	H	Elon	68	74
								227	A	Ga. Southern	48	56
								244	N	Radford	46	63
								256	A	Kennesaw St.	66	62
								279	H	N.C. A&T	68	61
								280	H	Norfolk St.	50	45
								282	H	UNC Greensboro	62	47
								296	A	Gardner-Webb	58	50
								342	H	N.C. Central	73	58
LAST 12 Division I GAMES:												
227	A	Ga. Southern	48	56	244	N	Radford	46	63			
279	H	N.C. A&T	68	61	208	A	Old Dominion	58	70			
226	H	Elon	68	74	206	A	Col. of Charleston	44	49			
282	H	UNC Greensboro	62	47	296	A	Gardner-Webb	58	50			
256	A	Kennesaw St.	66	62	280	H	Norfolk St.	50	45			
					342	H	N.C. Central	73	58			

Non-Div I Games: Southern Va. 87 51 Bluefield Col. 60 40

Wofford

Loss, Non-Conf, S Site, H Home A Away N Neutral

Average RPI Win: 249		WON-LOST	WINNING	LAST 12	STRENGTH OF	OPP. STRENGTH	TEAM	ADJ.	CONF.	ADJ CONF.
Average RPI Loss: 112		RECORD	PCT. RANK	GAMES	SCHEDULE	OF SCHEDULE	RPI	RPI	RPI	RPI
DIV. I ONLY		11- 5	81	8- 4	320	126	152	152	15	15
DIV. I NON-CONF.		7- 5	123	4- 4	317	101	153	153	17	17
TOTALS	RPI 1-25	RPI 26-50		W-L RECORDS		RPI 51-100	RPI 101-150	RPI 150+		
11- 5	0- 0	0- 0		OVERALL		0- 4	0- 0	11- 1		
7- 1	0- 0	0- 0		HOME		0- 1	0- 0	7- 0		
4- 4	0- 0	0- 0		AWAY		0- 3	0- 0	4- 1		
0- 0	0- 0	0- 0		NEUTRAL		0- 0	0- 0	0- 0		
7- 5	0- 0	0- 0		NON-CONFERENCE		0- 4	0- 0	7- 1		
5- 1	0- 0	0- 0		HOME		0- 1	0- 0	5- 0		
2- 4	0- 0	0- 0		AWAY		0- 3	0- 0	2- 1		
0- 0	0- 0	0- 0		NEUTRAL		0- 0	0- 0	0- 0		
4- 0	0- 0	0- 0		CONFERENCE		0- 0	0- 0	4- 0		
2- 0	0- 0	0- 0		HOME		0- 0	0- 0	2- 0		
2- 0	0- 0	0- 0		AWAY		0- 0	0- 0	2- 0		
0- 0	0- 0	0- 0		NEUTRAL		0- 0	0- 0	0- 0		

RPI 1-25				RPI 26-50				RPI 51-100				RPI 101+				Team's RPI: 152	
RPI	S	Opponent	Score	RPI	S	Opponent	Score	RPI	S	Opponent	Score	RPI	S	Opponent	Score		
								54	A	Dayton	69 77	155	A	Ill.-Chicago	62 60		
								58	A	Miami (OH)	63 70	173	A	Buffalo	81 54		
								61	A	Missouri	62 92	198	A	Western Ky.	86 66		
								99	H	Central Mich.	60 65	234	A	Loyola Chicago	64 62		
												239	H	Butler	48 47		
												242	H	Longwood	77 44		
												258	H	Ball St.	74 55		
												290	A	Morehead St.	63 78		
												298	H	Valparaiso	58 42		
												301	H	Southern Ill.	61 59		
												317	H	Delaware St.	57 53		
												325	H	Southeast Mo. St.	74 53		
LAST 12 Division I GAMES:																	
				155	A	Ill.-Chicago	62 60	325	H	Southeast Mo. St.	74 53						
				234	A	Loyola Chicago	64 62	242	H	Longwood	77 44						
				239	H	Butler	48 47	58	A	Miami (OH)	63 70						
				298	H	Valparaiso	58 42	301	H	Southern Ill.	61 59						
				99	H	Central Mich.	60 65	54	A	Dayton	69 77						
				173	A	Buffalo	81 54	290	A	Morehead St.	63 78						

Non-Div I Games:

Wright St.

Loss, Non-Conf, S Site, H Home A Away N Neutral

Average RPI Win:	298	WON-LOST	WINNING	LAST 12	STRENGTH OF	OPP. STRENGTH	TEAM	ADJ.	CONF.	ADJ CONF.
Average RPI Loss:	176	RECORD	PCT. RANK	GAMES	SCHEDULE	OF SCHEDULE	RPI	RPI	RPI	RPI
DIV. I ONLY	2- 9	305	2- 8	272	258	318	318	23	23	
DIV. I NON-CONF.	2- 9	293	2- 8	281	256	319	319	26	26	
TOTALS	RPI 1-25	RPI 26-50	W-L RECORDS	RPI 51-100	RPI 101-150	RPI 150+				
2- 9	0- 0	0- 0	OVERALL	0- 1	0- 3	2- 5				
1- 4	0- 0	0- 0	HOME	0- 1	0- 1	1- 2				
1- 4	0- 0	0- 0	AWAY	0- 0	0- 1	1- 3				
0- 1	0- 0	0- 0	NEUTRAL	0- 0	0- 1	0- 0				
2- 9	0- 0	0- 0	NON-CONFERENCE	0- 1	0- 3	2- 5				
1- 4	0- 0	0- 0	HOME	0- 1	0- 1	1- 2				
1- 4	0- 0	0- 0	AWAY	0- 0	0- 1	1- 3				
0- 1	0- 0	0- 0	NEUTRAL	0- 0	0- 1	0- 0				
0- 0	0- 0	0- 0	CONFERENCE	0- 0	0- 0	0- 0				
0- 0	0- 0	0- 0	HOME	0- 0	0- 0	0- 0				
0- 0	0- 0	0- 0	AWAY	0- 0	0- 0	0- 0				
0- 0	0- 0	0- 0	NEUTRAL	0- 0	0- 0	0- 0				

RPI S	Opponent	Score	RPI S	Opponent	Score	RPI S	Opponent	Score	RPI S	Opponent	Score	Team's RPI: 318
						86	H Creighton	50 66	115	A Eastern Mich.	43 65	
									131	H Bowling Green	53 60	
									137	N UNI	46 60	
									153	A Denver	49 74	
									160	H Utah St.	56 62	
									215	H Montana	59 69	
									264	H UC Irvine	51 42	
									275	A Loyola Marymount	54 57	
									316	A Idaho	59 65	
									332	A Weber St.	76 68	
LAST 12 Division I GAMES:												
115	A Eastern Mich.	43 65	215	H Montana	59 69	86	H Creighton	50 66				
131	H Bowling Green	53 60				275	A Loyola Marymount	54 57				
264	H UC Irvine	51 42				137	N UNI	46 60				
316	A Idaho	59 65				153	A Denver	49 74				
332	A Weber St.	76 68				160	H Utah St.	56 62				

Non-Div I Games: Maryville (MO) 68 60 Chadron St. 69 61

Wyoming

Loss, Non-Conf, S Site, H Home A Away N Neutral

Average RPI Win:	225	WON-LOST	WINNING	LAST 12	STRENGTH OF	OPP. STRENGTH	TEAM	ADJ.	CONF.	ADJ CONF.
Average RPI Loss:	88	RECORD	PCT. RANK	GAMES	SCHEDULE	OF SCHEDULE	RPI	RPI	RPI	RPI
DIV. I ONLY	3- 11	294	2- 10	14	158	189	189	9	9	
DIV. I NON-CONF.	3- 10	281	2- 9	14	165	193	193	8	8	
TOTALS	RPI 1-25	RPI 26-50	W-L RECORDS	RPI 51-100	RPI 101-150	RPI 150+				
3- 11	0- 1	0- 3	OVERALL	0- 4	1- 2	2- 1				
3- 5	0- 1	0- 1	HOME	0- 2	1- 1	2- 0				
0- 3	0- 0	0- 1	AWAY	0- 1	0- 1	0- 0				
0- 3	0- 0	0- 1	NEUTRAL	0- 1	0- 0	0- 1				
3- 10	0- 1	0- 3	NON-CONFERENCE	0- 3	1- 2	2- 1				
3- 4	0- 1	0- 1	HOME	0- 1	1- 1	2- 0				
0- 3	0- 0	0- 1	AWAY	0- 1	0- 1	0- 0				
0- 3	0- 0	0- 1	NEUTRAL	0- 1	0- 0	0- 1				
0- 1	0- 0	0- 0	CONFERENCE	0- 1	0- 0	0- 0				
0- 1	0- 0	0- 0	HOME	0- 1	0- 0	0- 0				
0- 0	0- 0	0- 0	AWAY	0- 0	0- 0	0- 0				
0- 0	0- 0	0- 0	NEUTRAL	0- 0	0- 0	0- 0				

RPI 1-25				RPI 26-50				RPI 51-100				RPI 101+ Team's RPI: 189			
RPI	S	Opponent	Score	RPI	S	Opponent	Score	RPI	S	Opponent	Score	RPI	S	Opponent	Score
4	H	Stanford	64 80	26	A	Louisville	44 62	73	H	Middle Tenn.	49 65	103	H	Cincinnati	69 60
				32	H	South Carolina	56 67	87	N	Syracuse	67 70	121	H	Eastern Ill.	54 60
				45	N	Oklahoma	51 73	90	H	Charlotte	54 58	122	A	Mississippi St.	65 71
								100	A	UNC Wilmington	52 59	266	N	Ohio	75 80
												281	H	Eastern Ky.	66 61
												290	H	Morehead St.	71 66
LAST 12 Division I GAMES:															
		90	H	Charlotte	54	58				73	H	Middle Tenn.	49	65	
		121	H	Eastern Ill.	54	60				290	H	Morehead St.	71	66	
		100	A	UNC Wilmington	52	59				103	H	Cincinnati	69	60	
		45	N	Oklahoma	51	73				32	H	South Carolina	56	67	
		266	N	Ohio	75	80				4	H	Stanford	64	80	
		87	N	Syracuse	67	70				26	A	Louisville	44	62	

Non-Div I Games:

Xavier

Average RPI Win:	269	WON-LOST	WINNING	LAST 12	STRENGTH OF	OPP. STRENGTH	TEAM	ADJ.	CONF.	ADJ CONF.
Average RPI Loss:	49	RECORD	PCT. RANK	GAMES	SCHEDULE	OF SCHEDULE	RPI	RPI	RPI	RPI
DIV. I ONLY	7- 6	151	5- 6	186	112	124	124	11	11	
DIV. I NON-CONF.	7- 6	154	5- 6	182	103	125	125	12	12	
TOTALS	RPI 1-25	RPI 26-50	W-L RECORDS	RPI 51-100	RPI 101-150	RPI 150+				
7- 6	0- 2	0- 1	OVERALL	0- 2	1- 1	6- 0				
3- 1	0- 0	0- 0	HOME	0- 0	1- 1	2- 0				
3- 5	0- 2	0- 1	AWAY	0- 2	0- 0	3- 0				
1- 0	0- 0	0- 0	NEUTRAL	0- 0	0- 0	1- 0				
7- 6	0- 2	0- 1	NON-CONFERENCE	0- 2	1- 1	6- 0				
3- 1	0- 0	0- 0	HOME	0- 0	1- 1	2- 0				
3- 5	0- 2	0- 1	AWAY	0- 2	0- 0	3- 0				
1- 0	0- 0	0- 0	NEUTRAL	0- 0	0- 0	1- 0				
0- 0	0- 0	0- 0	CONFERENCE	0- 0	0- 0	0- 0				
0- 0	0- 0	0- 0	HOME	0- 0	0- 0	0- 0				
0- 0	0- 0	0- 0	AWAY	0- 0	0- 0	0- 0				
0- 0	0- 0	0- 0	NEUTRAL	0- 0	0- 0	0- 0				

RPI 1-25				RPI 26-50				RPI 51-100				RPI 101+ Team's RPI: 124			
RPI	S	Opponent	Score	RPI	S	Opponent	Score	RPI	S	Opponent	Score	RPI	S	Opponent	Score
2	A	Baylor	59 109	46	A	Florida St.	58 92	56	A	Marist	64 78	108	H	Boston U.	54 59
3	A	Delaware	45 77					78	A	Quinnipiac	63 68	140	H	Holy Cross	76 71
												205	N	Tex.-Pan American	59 57
												265	A	Fairleigh Dickinson	80 51
												288	H	Army	63 62
												312	A	Houston	80 62
												336	A	Bucknell	69 48
												340	H	St. Francis (NY)	72 41
LAST 12 Division I GAMES:															
336	A	Bucknell	69 48	3	A	Delaware	45 77	205	N	Tex.-Pan American	59 57				
288	H	Army	63 62	312	A	Houston	80 62	2	A	Baylor	59 109				
46	A	Florida St.	58 92	56	A	Marist	64 78	265	A	Fairleigh Dickinson	80 51				
78	A	Quinnipiac	63 68												
340	H	St. Francis (NY)	72 41												
108	H	Boston U.	54 59												

Non-Div I Games: Baruch 80 47

Yale

Average RPI Win:	278	WON-LOST	WINNING	LAST 12	STRENGTH OF	OPP. STRENGTH	TEAM	ADJ.	CONF.	ADJ CONF.
Average RPI Loss:	167	RECORD	PCT. RANK	GAMES	SCHEDULE	OF SCHEDULE	RPI	RPI	RPI	RPI
DIV. I ONLY	8- 6	128	7- 5	297	280	182	182	15	15	
DIV. I NON-CONF.	6- 5	140	5- 4	258	274	167	167	17	17	
TOTALS	RPI 1-25	RPI 26-50	W-L RECORDS	RPI 51-100	RPI 101-150	RPI 150+				
8- 6	0- 0	0- 0	OVERALL	0- 1	0- 2	8- 3				
2- 2	0- 0	0- 0	HOME	0- 0	0- 1	2- 1				
6- 3	0- 0	0- 0	AWAY	0- 1	0- 0	6- 2				
0- 1	0- 0	0- 0	NEUTRAL	0- 0	0- 1	0- 0				
6- 5	0- 0	0- 0	NON-CONFERENCE	0- 1	0- 2	6- 2				
1- 2	0- 0	0- 0	HOME	0- 0	0- 1	1- 1				
5- 2	0- 0	0- 0	AWAY	0- 1	0- 0	5- 1				
0- 1	0- 0	0- 0	NEUTRAL	0- 0	0- 1	0- 0				
2- 1	0- 0	0- 0	CONFERENCE	0- 0	0- 0	2- 1				
1- 0	0- 0	0- 0	HOME	0- 0	0- 0	1- 0				
1- 1	0- 0	0- 0	AWAY	0- 0	0- 0	1- 1				
0- 0	0- 0	0- 0	NEUTRAL	0- 0	0- 0	0- 0				

RPI 1-25			RPI 26-50			RPI 51-100			RPI 101+			Team's RPI: 182
RPI	S	Opponent	Score	RPI	S	Opponent	Score	RPI	S	Opponent	Score	
						68 A West Virginia	37 69			131 H Bowling Green	61 73	
										137 N UNI	73 90	
										180 H American	41 48	
										201 A Akron	78 72	
										239 A Butler	64 73	
										246 A Stony Brook	47 54	
										257 A IPFW	91 81	
										266 A Ohio	55 47	
										275 A Loyola Marymount	64 50	
										286 H Cleveland St.	70 48	
										298 A Valparaiso	55 48	
										306 H Western Mich.	80 55	
										336 A Bucknell	57 56	
LAST 12 Division I GAMES:												
298	A	Valparaiso	55 48	131	H	Bowling Green	61 73					
239	A	Butler	64 73	306	H	Western Mich.	80 55					
286	H	Cleveland St.	70 48	137	N	UNI	73 90					
246	A	Stony Brook	47 54	275	A	Loyola Marymount	64 50					
201	A	Akron	78 72	180	H	American	41 48					
266	A	Ohio	55 47	336	A	Bucknell	57 56					

Non-Div I Games:

Youngstown St.

■ Loss,
■ Non-Conf,
■ S Site,
■ H Home
■ A Away
N Neutral