

Average RPI Win:	283	WON-LOST	WINNING	LAST 12	STRENGTH OF	OPP. STRENGTH	TEAM	ADJ.	CONF.	ADJ CONF.
Average RPI Loss:	185	RECORD	PCT. RANK	GAMES	SCHEDULE	OF SCHEDULE	RPI	RPI	RPI	RPI
DIV. I ONLY	6- 14	271	3- 9	325	262	313	313	24	24	
DIV. I NON-CONF.	4- 9	256	1- 4	328	260	317	317	23	23	
TOTALS	RPI 1-25	RPI 26-50	W-L RECORDS	RPI 51-100	RPI 101-150	RPI 150+				
6- 14	0- 0	0- 0	OVERALL	0- 2	0- 1	6- 11				
3- 5	0- 0	0- 0	HOME	0- 2	0- 0	3- 3				
3- 7	0- 0	0- 0	AWAY	0- 0	0- 1	3- 6				
0- 2	0- 0	0- 0	NEUTRAL	0- 0	0- 0	0- 2				
4- 9	0- 0	0- 0	NON-CONFERENCE	0- 2	0- 0	4- 7				
2- 3	0- 0	0- 0	HOME	0- 2	0- 0	2- 1				
2- 4	0- 0	0- 0	AWAY	0- 0	0- 0	2- 4				
0- 2	0- 0	0- 0	NEUTRAL	0- 0	0- 0	0- 2				
2- 5	0- 0	0- 0	CONFERENCE	0- 0	0- 1	2- 4				
1- 2	0- 0	0- 0	HOME	0- 0	0- 0	1- 2				
1- 3	0- 0	0- 0	AWAY	0- 0	0- 1	1- 2				
0- 0	0- 0	0- 0	NEUTRAL	0- 0	0- 0	0- 0				

RPI S	Opponent	Score	RPI S	Opponent	Score	RPI S	Opponent	Score	RPI S	Opponent	Score	Team's RPI: 313
						90	H Missouri	58 75	106	A McNeese St.	51 66	
						95	H Colorado	58 71	157	H Sam Houston St.	56 65	
									160	N North Texas	58 72	
									164	A Stephen F. Austin	57 69	
									165	A SMU	64 73	
									178	H Iona	77 68	
									181	A Indiana	58 80	
									208	A Texas St.	67 73	
									214	A Rice	64 61	
									223	A Tex.-Pan American	52 69	
									223	H Tex.-Pan American	56 58	
									226	A Arkansas St.	71 84	
									258	H UTSA	38 58	
									309	A Texas-Arlington	61 51	
									325	H Jackson St.	64 61	
									329	H Southeastern La.	78 73	
									331	N Texas Southern	54 63	
									341	A Houston Baptist	65 45	
LAST 12 Division I GAMES:												
164	A	Stephen F. Austin	57	69	106	A	McNeese St.	51	66			
208	A	Texas St.	67	73	181	A	Indiana	58	80			
157	H	Sam Houston St.	56	65	165	A	SMU	64	73			
309	A	Texas-Arlington	61	51	325	H	Jackson St.	64	61			
329	H	Southeastern La.	78	73	223	A	Tex.-Pan American	52	69			
258	H	UTSA	38	58	160	N	North Texas	58	72			

Non-Div I Games:

A&amp;M-Corpus Christi

■ Loss, 
 ■ Non-Conf, S Site, 
 ■ Home 
 ■ Away 
 N Neutral

Average RPI Win:	289	WON-LOST	WINNING	LAST 12	STRENGTH OF	OPP. STRENGTH	TEAM	ADJ.	CONF.	ADJ CONF.
Average RPI Loss:	173	RECORD	PCT. RANK	GAMES	SCHEDULE	OF SCHEDULE	RPI	RPI	RPI	RPI
DIV. I ONLY	5- 16	296	1- 11	226	293	295	295	23	23	
DIV. I NON-CONF.	5- 10	240	1- 5	264	308	309	309	24	24	
TOTALS	RPI 1-25	RPI 26-50	W-L RECORDS	RPI 51-100	RPI 101-150	RPI 150+				
5- 16	0- 0	0- 0	OVERALL	0- 2	0- 5	5- 9				
2- 7	0- 0	0- 0	HOME	0- 1	0- 2	2- 4				
3- 9	0- 0	0- 0	AWAY	0- 1	0- 3	3- 5				
0- 0	0- 0	0- 0	NEUTRAL	0- 0	0- 0	0- 0				
5- 10	0- 0	0- 0	NON-CONFERENCE	0- 1	0- 4	5- 5				
2- 4	0- 0	0- 0	HOME	0- 1	0- 1	2- 2				
3- 6	0- 0	0- 0	AWAY	0- 0	0- 3	3- 3				
0- 0	0- 0	0- 0	NEUTRAL	0- 0	0- 0	0- 0				
0- 6	0- 0	0- 0	CONFERENCE	0- 1	0- 1	0- 4				
0- 3	0- 0	0- 0	HOME	0- 0	0- 1	0- 2				
0- 3	0- 0	0- 0	AWAY	0- 1	0- 0	0- 2				
0- 0	0- 0	0- 0	NEUTRAL	0- 0	0- 0	0- 0				

RPI S	Opponent	Score	RPI S	Opponent	Score	RPI S	Opponent	Score	RPI S	Opponent	Score	Team's RPI: 295
						83	H South Fla.	70 73	107	A Minnesota	46 81	
						94	A UNLV	47 63	116	H San Diego St.	62 75	
									118	H Denver	52 54	
									123	A Pacific	59 95	
									130	A UT Martin	60 84	
									162	H Northern Colo.	51 71	
									172	A Alabama	45 80	
									175	H TCU	44 66	
									208	A Texas St.	77 69	
									209	A Colorado St.	39 73	
									225	A Navy	59 71	
									244	H North Dakota	65 54	
									251	H Boise St.	75 81	
									261	A San Jose St.	53 68	
									270	A Wyoming	36 98	
									277	H Longwood	48 59	
									325	H Jackson St.	64 51	
									331	A Texas Southern	64 54	
									336	A Lipscomb	68 59	
LAST 12 Division I GAMES:												
			94	A UNLV	47 63		277	H Longwood	48 59			
			175	H TCU	44 66		244	H North Dakota	65 54			
			116	H San Diego St.	62 75		172	A Alabama	45 80			
			270	A Wyoming	36 98		123	A Pacific	59 95			
			251	H Boise St.	75 81		261	A San Jose St.	53 68			
			209	A Colorado St.	39 73		107	A Minnesota	46 81			

Non-Div I Games:

Air Force

■ Loss, 
 ■ Non-Conf, 
 ■ S Site, 
 ■ H Home 
 ■ A Away 
 N Neutral

Average RPI Win:	238	WON-LOST	WINNING	LAST 12	STRENGTH OF	OPP. STRENGTH	TEAM	ADJ.	CONF.	ADJ CONF.
Average RPI Loss:	118	RECORD	PCT. RANK	GAMES	SCHEDULE	OF SCHEDULE	RPI	RPI	RPI	RPI
DIV. I ONLY	9- 13	219	4- 8	167	136	199	199	12	12	
DIV. I NON-CONF.	6- 8	208	1- 3	174	105	204	204	12	12	
<hr/>										
TOTALS	RPI 1-25	RPI 26-50	W-L RECORDS	RPI 51-100	RPI 101-150	RPI 150+				
9- 13	0- 1	0- 0	OVERALL	0- 7	1- 0	8- 5				
4- 7	0- 0	0- 0	HOME	0- 4	1- 0	3- 3				
4- 6	0- 1	0- 0	AWAY	0- 3	0- 0	4- 2				
1- 0	0- 0	0- 0	NEUTRAL	0- 0	0- 0	1- 0				
6- 8	0- 1	0- 0	NON-CONFERENCE	0- 4	1- 0	5- 3				
3- 5	0- 0	0- 0	HOME	0- 3	1- 0	2- 2				
2- 3	0- 1	0- 0	AWAY	0- 1	0- 0	2- 1				
1- 0	0- 0	0- 0	NEUTRAL	0- 0	0- 0	1- 0				
3- 5	0- 0	0- 0	CONFERENCE	0- 3	0- 0	3- 2				
1- 2	0- 0	0- 0	HOME	0- 1	0- 0	1- 1				
2- 3	0- 0	0- 0	AWAY	0- 2	0- 0	2- 1				
0- 0	0- 0	0- 0	NEUTRAL	0- 0	0- 0	0- 0				

RPI 1-25				RPI 26-50				RPI 51-100				RPI 101+ Team's RPI: 199			
RPI	S	Opponent	Score	RPI	S	Opponent	Score	RPI	S	Opponent	Score	RPI	S	Opponent	Score
5	A	Notre Dame	61 81					55	H	Florida St.	64 90	102	H	Howard	64 63
								63	A	Duquesne	70 77	161	H	Saint Francis (PA)	79 80
								68	A	Bowling Green	58 62	167	A	Seattle	85 74
								74	H	Providence	65 78	195	A	Robert Morris	78 85
								76	H	Drexel	60 67	204	H	Youngstown St.	72 78
								86	A	Eastern Mich.	46 91	206	A	Buffalo	91 82
								89	H	Miami (OH)	85 95	219	H	Northern Ill.	66 72
												220	N	Loyola Chicago	97 86
												242	A	Ohio	71 72
												255	A	Ball St.	78 70
												257	A	Cleveland St.	84 74
												285	H	Kent St.	68 62
												323	H	Saint Peter's	87 50
												328	H	Chicago St.	82 48
<hr/>															
LAST 12 Division I GAMES:															
86	A	Eastern Mich.	46 91	68	A	Bowling Green	58 62								
219	H	Northern Ill.	66 72	89	H	Miami (OH)	85 95								
255	A	Ball St.	78 70	328	H	Chicago St.	82 48								
242	A	Ohio	71 72	74	H	Providence	65 78								
285	H	Kent St.	68 62	195	A	Robert Morris	78 85								
206	A	Buffalo	91 82	204	H	Youngstown St.	72 78								

Non-Div I Games:

Akron

■ Loss, 
 ■ Non-Conf, S Site, 
 ■ Home 
 ■ Away 
 N Neutral

Through Games of Sunday, January 19, 1912				Through Games of Sunday, January 19, 1912					
Average RPI Win: 243	WON-LOST	WINNING	LAST 12	STRENGTH OF	OPP. STRENGTH	TEAM	ADJ.	CONF.	ADJ CONF.
Average RPI Loss: 85	RECORD	PCT. RANK	GAMES	SCHEDULE	OF SCHEDULE	RPI	RPI	RPI	RPI
DIV. I ONLY	10- 12	198	3- 9	132	90	172	172	3	3
DIV. I NON-CONF.	10- 4	81	3- 1	281	236	257	257	5	5
-----									
TOTALS	RPI 1-25	RPI 26-50	W-L RECORDS	RPI 51-100	RPI 101-150	RPI 150+			
10- 12	1- 2	0- 3	OVERALL	0- 3	0- 1	9- 3			
7- 4	1- 1	0- 0	HOME	0- 1	0- 1	6- 1			
1- 7	0- 1	0- 3	AWAY	0- 2	0- 0	1- 1			
2- 1	0- 0	0- 0	NEUTRAL	0- 0	0- 0	2- 1			
10- 4	1- 0	0- 0	NON-CONFERENCE	0- 2	0- 0	9- 2			
7- 0	1- 0	0- 0	HOME	0- 0	0- 0	6- 0			
1- 3	0- 0	0- 0	AWAY	0- 2	0- 0	1- 1			
2- 1	0- 0	0- 0	NEUTRAL	0- 0	0- 0	2- 1			
0- 8	0- 2	0- 3	CONFERENCE	0- 1	0- 1	0- 1			
0- 4	0- 1	0- 0	HOME	0- 1	0- 1	0- 1			
0- 4	0- 1	0- 3	AWAY	0- 0	0- 0	0- 0			
0- 0	0- 0	0- 0	NEUTRAL	0- 0	0- 0	0- 0			

RPI 1-25				RPI 26-50				RPI 51-100				RPI 101+				Team's RPI: 172	
RPI	S	Opponent	Score	RPI	S	Opponent	Score	RPI	S	Opponent	Score	RPI	S	Opponent	Score		
2	H	Tennessee	56 86	34	A	LSU	40 84	62	A	North Carolina St.	57 79	112	H	Mississippi St.	61 66		
9	A	Kentucky	68 82	39	A	South Carolina	42 68	84	H	Auburn	55 65	152	N	Seton Hall	62 56		
20	H	Kansas	80 76	40	A	Florida	37 61	87	A	Central Ark.	46 58	160	A	North Texas	63 69		
												171	H	Ole Miss	55 69		
												203	N	Louisiana Tech	67 59		
												222	N	Old Dominion	76 77		
												240	H	Nicholls St.	72 51		
												275	H	Ga. Southern	67 34		
												291	H	Presbyterian	65 47		
												295	H	Air Force	80 45		
												308	A	Alabama St.	64 54		
												320	H	Northwestern St.	78 52		
												329	H	Southeastern La.	69 56		
LAST 12 Division I GAMES:																	
				9	A	Kentucky	68 82	84	H	Auburn	55 65						
				2	H	Tennessee	56 86	39	A	South Carolina	42 68						
				40	A	Florida	37 61	295	H	Air Force	80 45						
				171	H	Ole Miss	55 69	291	H	Presbyterian	65 47						
				112	H	Mississippi St.	61 66	308	A	Alabama St.	64 54						
				34	A	LSU	40 84	62	A	North Carolina St.	57 79						

Non-Div I Games:

Alabama

Loss, Non-Conf, S Site, H Home A Away N Neutral

Average RPI Win:	<b>297</b>	WON-LOST	WINNING	LAST 12	STRENGTH OF	OPP. STRENGTH	TEAM	ADJ.	CONF.	ADJ CONF.
Average RPI Loss:	<b>143</b>	RECORD	PCT. RANK	GAMES	SCHEDULE	OF SCHEDULE	RPI	RPI	RPI	RPI
DIV. I ONLY	<b>8- 9</b>	<b>195</b>	<b>5- 6</b>	<b>321</b>	<b>264</b>	<b>238</b>	<b>238</b>	<b>32</b>	<b>32</b>	
DIV. I NON-CONF.	<b>4- 5</b>	<b>201</b>	<b>1- 2</b>	<b>207</b>	<b>176</b>	<b>159</b>	<b>159</b>	<b>17</b>	<b>17</b>	
TOTALS	RPI 1-25	RPI 26-50	W-L RECORDS	RPI 51-100	RPI 101-150	RPI 150+				
8- 9	0- 0	0- 2	OVERALL	0- 2	0- 1	8- 4				
5- 1	0- 0	0- 0	HOME	0- 0	0- 0	5- 1				
3- 8	0- 0	0- 2	AWAY	0- 2	0- 1	3- 3				
0- 0	0- 0	0- 0	NEUTRAL	0- 0	0- 0	0- 0				
4- 5	0- 0	0- 2	NON-CONFERENCE	0- 2	0- 1	4- 0				
3- 0	0- 0	0- 0	HOME	0- 0	0- 0	3- 0				
1- 5	0- 0	0- 2	AWAY	0- 2	0- 1	1- 0				
0- 0	0- 0	0- 0	NEUTRAL	0- 0	0- 0	0- 0				
4- 4	0- 0	0- 0	CONFERENCE	0- 0	0- 0	4- 4				
2- 1	0- 0	0- 0	HOME	0- 0	0- 0	2- 1				
2- 3	0- 0	0- 0	AWAY	0- 0	0- 0	2- 3				
0- 0	0- 0	0- 0	NEUTRAL	0- 0	0- 0	0- 0				

RPI 1-25				RPI 26-50				RPI 51-100				RPI 101+				Team's RPI: 238	
RPI	S	Opponent	Score	RPI	S	Opponent	Score	RPI	S	Opponent	Score	RPI	S	Opponent	Score		
				37	A	Vanderbilt	55 86	55	A	Florida St.	41 86	105	A	UAB	46 57		
				39	A	South Carolina	53 60	97	A	Illinois	65 83	158	H	Mississippi Val.	67 69		
												213	A	Grambling	76 64		
												235	A	Southern U.	32 51		
												239	A	Alcorn St.	45 49		
												274	A	Austin Peay	80 68		
												281	H	Tennessee Tech	61 35		
												308	A	Alabama St.	65 56		
												315	H	Ark.-Pine Bluff	64 44		
												316	H	Murray St.	76 71		
												325	A	Jackson St.	66 72		
												331	H	Texas Southern	56 36		
												336	H	Lipscomb	72 54		
LAST 12 Division I GAMES:																	
				331	H	Texas Southern	56 36	213	A	Grambling	76 64						
				239	A	Alcorn St.	45 49	325	A	Jackson St.	66 72						
				235	A	Southern U.	32 51	97	A	Illinois	65 83						
				308	A	Alabama St.	65 56	274	A	Austin Peay	80 68						
				158	H	Mississippi Val.	67 69	55	A	Florida St.	41 86						
				315	H	Ark.-Pine Bluff	64 44	105	A	UAB	46 57						

Non-Div I Games: Stillman 62 40

Alabama A&amp;M

■ Loss, 
 ■ Non-Conf, S Site, 
 ■ Home 
 ■ Away 
 N Neutral

Average RPI Win:	264	WON-LOST	WINNING	LAST 12	STRENGTH OF	OPP. STRENGTH	TEAM	ADJ.	CONF.	ADJ CONF.
Average RPI Loss:	187	RECORD	PCT. RANK	GAMES	SCHEDULE	OF SCHEDULE	RPI	RPI	RPI	RPI
DIV. I ONLY	6- 10	235	5- 7	322	284	308	308	32	32	
DIV. I NON-CONF.	2- 6	274	1- 3	253	189	269	269	17	17	
TOTALS	RPI 1-25	RPI 26-50	W-L RECORDS	RPI 51-100	RPI 101-150	RPI 150+				
6- 10	0- 1	0- 1	OVERALL	0- 0	0- 1	6- 7				
4- 5	0- 0	0- 0	HOME	0- 0	0- 1	4- 4				
2- 5	0- 1	0- 1	AWAY	0- 0	0- 0	2- 3				
0- 0	0- 0	0- 0	NEUTRAL	0- 0	0- 0	0- 0				
2- 6	0- 1	0- 1	NON-CONFERENCE	0- 0	0- 1	2- 3				
1- 4	0- 0	0- 0	HOME	0- 0	0- 1	1- 3				
1- 2	0- 1	0- 1	AWAY	0- 0	0- 0	1- 0				
0- 0	0- 0	0- 0	NEUTRAL	0- 0	0- 0	0- 0				
4- 4	0- 0	0- 0	CONFERENCE	0- 0	0- 0	4- 4				
3- 1	0- 0	0- 0	HOME	0- 0	0- 0	3- 1				
1- 3	0- 0	0- 0	AWAY	0- 0	0- 0	1- 3				
0- 0	0- 0	0- 0	NEUTRAL	0- 0	0- 0	0- 0				

RPI 1-25				RPI 26-50				RPI 51-100				RPI 101+ Team's RPI: 308			
RPI	S	Opponent	Score	RPI	S	Opponent	Score	RPI	S	Opponent	Score	RPI	S	Opponent	Score
19	A	Georgia Tech	37 97	34	A	LSU	35 67					131	H	Samford	51 62
												158	H	Mississippi Val.	65 62
												172	H	Alabama	54 64
												213	A	Grambling	48 62
												235	A	Southern U.	51 71
												238	H	Alabama A&M	56 65
												239	A	Alcorn St.	49 56
												240	A	Nicholls St.	61 57
												249	H	Kennesaw St.	51 61
												254	H	Savannah St.	47 45
												293	H	Prairie View	67 53
												315	H	Ark.-Pine Bluff	66 58
												325	A	Jackson St.	52 49
												338	H	Troy	53 60
LAST 12 Division I GAMES:															
293	H	Prairie View	67 53	325	A	Jackson St.	52 49								
235	A	Southern U.	51 71	213	A	Grambling	48 62								
239	A	Alcorn St.	49 56	249	H	Kennesaw St.	51 61								
238	H	Alabama A&M	56 65	254	H	Savannah St.	47 45								
315	H	Ark.-Pine Bluff	66 58	172	H	Alabama	54 64								
158	H	Mississippi Val.	65 62	338	H	Troy	53 60								

Non-Div I Games: Mobile 78 59

















































Alabama St.

■ Loss, 
 ■ Non-Conf, 
 ■ S Site, 
 ■ H Home 
 ■ A Away 
 N Neutral

Albany (NY)





Through Games Of Sunday, January 29, 2012

Average RPI Win: <b>218</b>	WON-LOST	WINNING	LAST 12	STRENGTH OF	OPP. STRENGTH	TEAM	ADJ.	CONF.	ADJ CONF.
Average RPI Loss: <b>122</b>	RECORD	PCT. RANK	GAMES	SCHEDULE	OF SCHEDULE	RPI	RPI	RPI	RPI
DIV. I ONLY	<b>13- 9</b>	<b>114</b>	<b>7- 5</b>	<b>154</b>	<b>238</b>	<b>120</b>	<b>120</b>	<b>14</b>	<b>14</b>
DIV. I NON-CONF.	<b>6- 7</b>	<b>181</b>	<b>0- 3</b>	<b>128</b>	<b>250</b>	<b>100</b>	<b>100</b>	<b>13</b>	<b>13</b>
TOTALS	RPI 1-25	RPI 26-50	W-L RECORDS	RPI 51-100	RPI 101-150	RPI 150+			
13- 9	0- 0	0- 0	OVERALL	2- 5	2- 1	9- 3			
6- 2	0- 0	0- 0	HOME	1- 2	2- 0	3- 0			
7- 6	0- 0	0- 0	AWAY	1- 2	0- 1	6- 3			
0- 1	0- 0	0- 0	NEUTRAL	0- 1	0- 0	0- 0			
6- 7	0- 0	0- 0	NON-CONFERENCE	1- 3	1- 1	4- 3			
4- 0	0- 0	0- 0	HOME	1- 0	1- 0	2- 0			
2- 6	0- 0	0- 0	AWAY	0- 2	0- 1	2- 3			
0- 1	0- 0	0- 0	NEUTRAL	0- 1	0- 0	0- 0			
7- 2	0- 0	0- 0	CONFERENCE	1- 2	1- 0	5- 0			
2- 2	0- 0	0- 0	HOME	0- 2	1- 0	1- 0			
5- 0	0- 0	0- 0	AWAY	1- 0	0- 0	4- 0			
0- 0	0- 0	0- 0	NEUTRAL	0- 0	0- 0	0- 0			

RPI 1-25			RPI 26-50			RPI 51-100			RPI 101+			Team's RPI: 120
RPI	S	Opponent	Score	RPI	S	Opponent	Score	RPI	S	Opponent	Score	
						58  Iowa	60 	127  LIU Brooklyn	52 			
						78  Boston U.	54 	136  La Salle	81 76			
						79  Sacred Heart	64 54	144  UMBC	53 41			
						93  Charlotte	59 	159  FIU	56 			
						98  Toledo	39 	183  Fordham	59 42			
						100  Hartford	40 37	190  Brown	53 			
						100  Hartford	57 	193  New Hampshire	60 44			
								198  Canisius	60 			
								228  Binghamton	37 36			
								256  Vermont	65 47			
								266  Niagara	55 42			
								298  Stony Brook	57 32			
								305  Siena	72 48			
								311  Maine	60 48			
								337  St. Francis (NY)	50 34			
LAST 12 Division I GAMES:												
						100  Hartford	57 	298  Stony Brook	57 32			
						228  Binghamton	37 36	144  UMBC	53 41			
						256  Vermont	65 47	100  Hartford	40 37			
						78  Boston U.	54 	93  Charlotte	59 			
						311  Maine	60 48	159  FIU	56 			
						193  New Hampshire	60 44	198  Canisius	60 			

Non-Div I Games:

Albany (NY)

 Loss,  Non-Conf, S Site,  Home  Away N Neutral

Average RPI Win:	307	WON-LOST	WINNING	LAST 12	STRENGTH OF	OPP. STRENGTH	TEAM	ADJ.	CONF.	ADJ CONF.
Average RPI Loss:	140	RECORD	PCT. RANK	GAMES	SCHEDULE	OF SCHEDULE	RPI	RPI	RPI	RPI
DIV. I ONLY	8- 13	229	6- 6	287	235	239	239	32	32	
DIV. I NON-CONF.	2- 10	303	0- 3	149	102	161	161	17	17	
TOTALS	RPI 1-25	RPI 26-50	W-L RECORDS	RPI 51-100	RPI 101-150	RPI 150+				
8- 13	0- 0	0- 1	OVERALL	0- 3	0- 2	8- 7				
3- 1	0- 0	0- 0	HOME	0- 0	0- 0	3- 1				
4- 9	0- 0	0- 1	AWAY	0- 1	0- 2	4- 5				
1- 3	0- 0	0- 0	NEUTRAL	0- 2	0- 0	1- 1				
2- 10	0- 0	0- 1	NON-CONFERENCE	0- 3	0- 2	2- 4				
0- 0	0- 0	0- 0	HOME	0- 0	0- 0	0- 0				
1- 7	0- 0	0- 1	AWAY	0- 1	0- 2	1- 3				
1- 3	0- 0	0- 0	NEUTRAL	0- 2	0- 0	1- 1				
6- 3	0- 0	0- 0	CONFERENCE	0- 0	0- 0	6- 3				
3- 1	0- 0	0- 0	HOME	0- 0	0- 0	3- 1				
3- 2	0- 0	0- 0	AWAY	0- 0	0- 0	3- 2				
0- 0	0- 0	0- 0	NEUTRAL	0- 0	0- 0	0- 0				

RPI 1-25				RPI 26-50				RPI 51-100				RPI 101+				Team's RPI: 239	
RPI	S	Opponent	Score	RPI	S	Opponent	Score	RPI	S	Opponent	Score	RPI	S	Opponent	Score		
				43	A	Oklahoma St.	36 69	52	A	Texas	42 74	107	A	Minnesota	46 75		
								62	N	North Carolina St.	70 85	112	A	Mississippi St.	48 66		
								77	N	Fla. Gulf Coast	38 85	158	A	Mississippi Val.	58 66		
												163	N	Harvard	55 78		
												165	A	SMU	54 76		
												213	H	Grambling	44 55		
												214	A	Rice	57 74		
												215	A	Hawaii	63 66		
												235	A	Southern U.	62 67		
												238	H	Alabama A&M	49 45		
												293	A	Prairie View	59 54		
												308	H	Alabama St.	56 49		
												315	A	Ark.-Pine Bluff	65 51		
												320	N	Northwestern St.	70 60		
												325	H	Jackson St.	53 51		
												329	A	Southeastern La.	62 54		
												331	A	Texas Southern	51 48		
LAST 12 Division I GAMES:																	
				235	A	Southern U.	62 67	325	H	Jackson St.	53 51						
				238	H	Alabama A&M	49 45	293	A	Prairie View	59 54						
				308	H	Alabama St.	56 49	331	A	Texas Southern	51 48						
				315	A	Ark.-Pine Bluff	65 51	77	N	Fla. Gulf Coast	38 85						
				158	A	Mississippi Val.	58 66	62	N	North Carolina St.	70 85						
				213	H	Grambling	44 55	215	A	Hawaii	63 66						

Non-Div I Games:

Alcorn St.

■ Loss, 
 ■ Non-Conf, 
 ■ S Site, 
 ■ Home 
 ■ A Away 
 N Neutral



Average RPI Win: <b>249</b>	WON-LOST	WINNING	LAST 12	STRENGTH OF	OPP. STRENGTH	TEAM	ADJ.	CONF.	ADJ CONF.
Average RPI Loss: <b>121</b>	RECORD	PCT. RANK	GAMES	SCHEDULE	OF SCHEDULE	RPI	RPI	RPI	RPI
DIV. I ONLY	15- 6	63	10- 2	271	256	156	156	26	26
DIV. I NON-CONF.	8- 6	129	3- 2	251	212	140	140	29	29
-----									
TOTALS	RPI 1-25	RPI 26-50	W-L RECORDS	RPI 51-100	RPI 101-150	RPI 150+			
15- 6	0- 1	0- 1	OVERALL	0- 1	1- 0	14- 3			
7- 5	0- 1	0- 1	HOME	0- 1	0- 0	7- 2			
6- 1	0- 0	0- 0	AWAY	0- 0	1- 0	5- 1			
2- 0	0- 0	0- 0	NEUTRAL	0- 0	0- 0	2- 0			
8- 6	0- 1	0- 1	NON-CONFERENCE	0- 1	0- 0	8- 3			
3- 5	0- 1	0- 1	HOME	0- 1	0- 0	3- 2			
3- 1	0- 0	0- 0	AWAY	0- 0	0- 0	3- 1			
2- 0	0- 0	0- 0	NEUTRAL	0- 0	0- 0	2- 0			
7- 0	0- 0	0- 0	CONFERENCE	0- 0	1- 0	6- 0			
4- 0	0- 0	0- 0	HOME	0- 0	0- 0	4- 0			
3- 0	0- 0	0- 0	AWAY	0- 0	1- 0	2- 0			
0- 0	0- 0	0- 0	NEUTRAL	0- 0	0- 0	0- 0			

RPI 1-25				RPI 26-50				RPI 51-100				RPI 101+ Team's RPI: 156			
RPI	S	Opponent	Score	RPI	S	Opponent	Score	RPI	S	Opponent	Score	RPI	S	Opponent	Score
11	H	Maryland	42 <b>76</b>	33	H	James Madison	64 <b>68</b>	56	H	Quinnipiac	59 <b>72</b>	134	A	Holy Cross	61 58
												168	H	Oakland	62 <b>68</b>
												174	H	Lehigh	55 49
												192	A	George Mason	55 51
												204	A	Youngstown St.	48 41
												217	H	Loyola Maryland	63 48
												218	A	George Washington	49 <b>60</b>
												221	H	Mt. St. Mary's	77 62
												225	H	Navy	49 44
												241	H	Md.-East. Shore	37 <b>39</b>
												261	N	San Jose St.	49 46
												263	A	Army	40 39
												267	H	Lafayette	80 54
												274	N	Austin Peay	55 54
												312	A	Colgate	56 43
												317	H	Western Mich.	77 52
												338	A	Troy	55 45
												339	H	Bucknell	71 45
LAST 12 Division I GAMES:															
267	H	Lafayette	80 54	312	A	Colgate	56 43								
339	H	Bucknell	71 45	218	A	George Washington	49 <b>60</b>								
263	A	Army	40 39	317	H	Western Mich.	77 52								
225	H	Navy	49 44	56	H	Quinnipiac	59 <b>72</b>								
134	A	Holy Cross	61 58	217	H	Loyola Maryland	63 48								
174	H	Lehigh	55 49	338	A	Troy	55 45								

Non-Div I Games:

American

■ Loss, 
 ■ Non-Conf, S Site, 
 ■ Home 
 ■ Away 
 N Neutral

## Appalachian St.

Through Games Of Sunday, January 29, 2012

Average RPI Win:	245	WON-LOST	WINNING	LAST 12	STRENGTH OF	OPP. STRENGTH	TEAM	ADJ.	CONF.	ADJ CONF.
Average RPI Loss:	66	RECORD	PCT. RANK	GAMES	SCHEDULE	OF SCHEDULE	RPI	RPI	RPI	RPI
DIV. I ONLY	15- 3	19	10- 2	294	201	91	91	18	18	
DIV. I NON-CONF.	6- 2	62	2- 1	327	141	109	109	22	22	
TOTALS	RPI 1-25	RPI 26-50	W-L RECORDS	RPI 51-100	RPI 101-150	RPI 150+				
15- 3	0- 0	0- 2	OVERALL	1- 0	1- 1	13- 0				
6- 1	0- 0	0- 0	HOME	1- 0	1- 1	4- 0				
8- 2	0- 0	0- 2	AWAY	0- 0	0- 0	8- 0				
1- 0	0- 0	0- 0	NEUTRAL	0- 0	0- 0	1- 0				
6- 2	0- 0	0- 2	NON-CONFERENCE	0- 0	0- 0	6- 0				
2- 0	0- 0	0- 0	HOME	0- 0	0- 0	2- 0				
3- 2	0- 0	0- 2	AWAY	0- 0	0- 0	3- 0				
1- 0	0- 0	0- 0	NEUTRAL	0- 0	0- 0	1- 0				
9- 1	0- 0	0- 0	CONFERENCE	1- 0	1- 1	7- 0				
4- 1	0- 0	0- 0	HOME	1- 0	1- 1	2- 0				
5- 0	0- 0	0- 0	AWAY	0- 0	0- 0	5- 0				
0- 0	0- 0	0- 0	NEUTRAL	0- 0	0- 0	0- 0				

RPI 1-25			RPI 26-50			RPI 51-100			Team's RPI: 91	RPI 101+		
RPI	S	Opponent	Score	RPI	S	Opponent	Score	RPI	S	Opponent	Score	RPI
				28	A	Georgia	37 81	69	H	Chattanooga	62 51	125
				44	A	Virginia	48 80					H Davidson
												53 49
												173 A Furman
												78 63
												210 A Georgia St.
												82 58
												212 A Elon
												72 58
												227 H Col. of Charleston
												71 52
												275 H Ga. Southern
												64 45
												277 H Longwood
												64 54
												279 A Western Caro.
												82 46
												283 H East Tenn. St.
												89 65
												286 N Eastern Ky.
												64 62
												297 A UNC Greensboro
												81 66
												307 A Wofford
												59 58
												319 A Gardner-Webb
												69 41
												327 A UNC Asheville
												85 71
LAST 12 Division I GAMES:												
				173	A	Furman	78 63					212 A Elon
												72 58
				131	H	Samford	53 49					277 H Longwood
												64 54
				69	H	Chattanooga	62 51					28 A Georgia
												37 81
				307	A	Wofford	59 58					227 H Col. of Charleston
												71 52
				125	H	Davidson	52 55					327 A UNC Asheville
												85 71
				297	A	UNC Greensboro	81 66					279 A Western Caro.
												82 46

Non-Div I Games:

Appalachian St.

■ Loss, 
 ■ Non-Conf, S Site, 
 ■ Home 
 ■ Away 
 N Neutral

Average RPI Win:	191	WON-LOST	WINNING	LAST 12	STRENGTH OF	OPP. STRENGTH	TEAM	ADJ.	CONF.	ADJ CONF.
Average RPI Loss:	81	RECORD	PCT. RANK	GAMES	SCHEDULE	OF SCHEDULE	RPI	RPI	RPI	RPI
DIV. I ONLY	12- 8	105	5- 7	130	84	109	109	5	5	
DIV. I NON-CONF.	10- 1	14	3- 0	219	243	146	146	6	6	
TOTALS	RPI 1-25	RPI 26-50	W-L RECORDS	RPI 51-100	RPI 101-150	RPI 150+				
12- 8	0- 0	0- 2	OVERALL	4- 3	1- 3	7- 0				
6- 3	0- 0	0- 1	HOME	3- 1	0- 1	3- 0				
5- 4	0- 0	0- 0	AWAY	1- 2	0- 2	4- 0				
1- 1	0- 0	0- 1	NEUTRAL	0- 0	1- 0	0- 0				
10- 1	0- 0	0- 1	NON-CONFERENCE	2- 0	1- 0	7- 0				
5- 0	0- 0	0- 0	HOME	2- 0	0- 0	3- 0				
4- 0	0- 0	0- 0	AWAY	0- 0	0- 0	4- 0				
1- 1	0- 0	0- 1	NEUTRAL	0- 0	1- 0	0- 0				
2- 7	0- 0	0- 1	CONFERENCE	2- 3	0- 3	0- 0				
1- 3	0- 0	0- 1	HOME	1- 1	0- 1	0- 0				
1- 4	0- 0	0- 0	AWAY	1- 2	0- 2	0- 0				
0- 0	0- 0	0- 0	NEUTRAL	0- 0	0- 0	0- 0				

RPI S	Opponent	Score	RPI S	Opponent	Score	RPI S	Opponent	Score	RPI S	Opponent	Score	Team's RPI: 109
32	H Southern California	67 72	51	A Arizona St.	45 60	103	A Washington	48 77				
46	N BYU	73 82	53	H UCLA	74 66	124	N Syracuse	80 74				
			59	A Washington St.	68 78	132	H Utah	60 65				
			71	A Oregon St.	58 56	133	A Oregon	73 87				
			92	H Wichita St.	74 60	160	H North Texas	69 62				
			94	H UNLV	62 58	210	A Georgia St.	79 66				
			95	H Colorado	54 56	262	H Long Beach St.	66 42				
						275	A Ga. Southern	88 46				
						302	H New Mexico	59 50				
						315	A Ark.-Pine Bluff	67 37				
						330	A New Mexico St.	84 67				
LAST 12 Division I GAMES:												
59	A Washington St.	68 78	32	H Southern California	67 72							
103	A Washington	48 77	53	H UCLA	74 66							
95	H Colorado	54 56	51	A Arizona St.	45 60							
132	H Utah	60 65	94	H UNLV	62 58							
71	A Oregon St.	58 56	302	H New Mexico	59 50							
133	A Oregon	73 87	315	A Ark.-Pine Bluff	67 37							

Non-Div I Games: BYU-Hawaii 78 61

Arizona

Loss, Non-Conf, S Site, H Home A Away N Neutral

Average RPI Win:	148	WON-LOST	WINNING	LAST 12	STRENGTH OF	OPP. STRENGTH	TEAM	ADJ.	CONF.	ADJ CONF.
Average RPI Loss:	37	RECORD	PCT. RANK	GAMES	SCHEDULE	OF SCHEDULE	RPI	RPI	RPI	RPI
DIV. I ONLY	15- 5	44	8- 4	83	36	51	51	5	5	
DIV. I NON-CONF.	9- 2	37	2- 1	120	54	61	61	6	6	
TOTALS	RPI 1-25	RPI 26-50	W-L RECORDS	RPI 51-100	RPI 101-150	RPI 150+				
15- 5	0- 2	0- 1	OVERALL	4- 2	6- 0	5- 0				
10- 2	0- 0	0- 1	HOME	2- 1	4- 0	4- 0				
4- 2	0- 1	0- 0	AWAY	1- 1	2- 0	1- 0				
1- 1	0- 1	0- 0	NEUTRAL	1- 0	0- 0	0- 0				
9- 2	0- 2	0- 0	NON-CONFERENCE	2- 0	2- 0	5- 0				
7- 0	0- 0	0- 0	HOME	1- 0	2- 0	4- 0				
1- 1	0- 1	0- 0	AWAY	0- 0	0- 0	1- 0				
1- 1	0- 1	0- 0	NEUTRAL	1- 0	0- 0	0- 0				
6- 3	0- 0	0- 1	CONFERENCE	2- 2	4- 0	0- 0				
3- 2	0- 0	0- 1	HOME	1- 1	2- 0	0- 0				
3- 1	0- 0	0- 0	AWAY	1- 1	2- 0	0- 0				
0- 0	0- 0	0- 0	NEUTRAL	0- 0	0- 0	0- 0				

RPI 1-25				RPI 26-50				RPI 51-100				Team's RPI: 51		RPI 101+			
RPI	S	Opponent	Score	RPI	S	Opponent	Score	RPI	S	Opponent	Score			RPI	S	Opponent	Score
10	N	Rutgers	52 59	32	H	Southern California	48 60	53	H	UCLA	48 64			103	A	Washington	57 53
21	A	DePaul	55 73					59	A	Washington St.	63 46			108	H	Illinois St.	77 54
								70	H	UTEP	47 45			109	H	Arizona	60 45
								71	A	Oregon St.	51 56			121	H	Eastern Wash.	74 43
								95	H	Colorado	64 43			132	H	Utah	59 51
								97	N	Illinois	51 50			133	A	Oregon	53 49
														185	H	Boston College	79 54
														209	A	Colorado St.	56 52
														237	H	Cal St. Fullerton	63 49
														263	H	Army	83 46
														292	H	UC Riverside	66 46
LAST 12 Division I GAMES:																	
				103	A	Washington	57 53	53	H	UCLA	48 64						
				59	A	Washington St.	63 46	32	H	Southern California	48 60						
				132	H	Utah	59 51	109	H	Arizona	60 45						
				95	H	Colorado	64 43	70	H	UTEP	47 45						
				133	A	Oregon	53 49	263	H	Army	83 46						
				71	A	Oregon St.	51 56	21	A	DePaul	55 73						

Non-Div I Games:

Arizona St.

■ Loss, 
 ■ Non-Conf, 
 ■ S Site, 
 ■ H Home 
 ■ A Away 
 N Neutral

## Ark.-Pine Bluff

Through Games Of Sunday, January 29, 2012

Average RPI Win:	0	WON-LOST	WINNING	LAST 12	STRENGTH OF	OPP. STRENGTH	TEAM	ADJ.	CONF.	ADJ CONF.
Average RPI Loss:	149	RECORD	PCT. RANK	GAMES	SCHEDULE	OF SCHEDULE	RPI	RPI	RPI	RPI
DIV. I ONLY	0- 19	340	0- 12	84	193	315	315	32	32	
DIV. I NON-CONF.	0- 11	337	0- 4	3	68	193	193	17	17	
TOTALS	RPI 1-25	RPI 26-50	W-L RECORDS	RPI 51-100	RPI 101-150	RPI 150+				
0- 19	0- 1	0- 3	OVERALL	0- 4	0- 2	0- 9				
0- 4	0- 0	0- 0	HOME	0- 0	0- 1	0- 3				
0- 15	0- 1	0- 2	AWAY	0- 4	0- 1	0- 6				
0- 0	0- 0	0- 0	NEUTRAL	0- 0	0- 0	0- 0				
0- 11	0- 1	0- 3	NON-CONFERENCE	0- 4	0- 2	0- 1				
0- 1	0- 0	0- 0	HOME	0- 0	0- 1	0- 0				
0- 10	0- 1	0- 3	AWAY	0- 4	0- 1	0- 1				
0- 0	0- 0	0- 0	NEUTRAL	0- 0	0- 0	0- 0				
0- 8	0- 0	0- 0	CONFERENCE	0- 0	0- 0	0- 8				
0- 3	0- 0	0- 0	HOME	0- 0	0- 0	0- 3				
0- 5	0- 0	0- 0	AWAY	0- 0	0- 0	0- 5				
0- 0	0- 0	0- 0	NEUTRAL	0- 0	0- 0	0- 0				

RPI 1-25				RPI 26-50				RPI 51-100				RPI 101+ Team's RPI: 315			
RPI	S	Opponent	Score	RPI	S	Opponent	Score	RPI	S	Opponent	Score	RPI	S	Opponent	Score
9	A	Kentucky	43 101	29	A	Nebraska	43 95	52	A	Texas	40 79	109	H	Arizona	37 67
				34	A	LSU	28 80	81	A	Marquette	36 84	116	A	San Diego St.	43 86
				43	A	Oklahoma St.	35 98	82	A	Memphis	60 89	158	A	Mississippi Val.	50 92
								87	A	Central Ark.	38 61	171	A	Ole Miss	52 83
												213	H	Grambling	56 69
												235	H	Southern U.	62 81
												238	A	Alabama A&M	44 64
												239	H	Alcorn St.	51 65
												293	A	Prairie View	51 102
												308	A	Alabama St.	58 66
												331	A	Texas Southern	36 57
LAST 12 Division I GAMES:															
213	H	Grambling	56 69	238	A	Alabama A&M	44 64								
293	A	Prairie View	51 102	158	A	Mississippi Val.	50 92								
331	A	Texas Southern	36 57	87	A	Central Ark.	38 61								
239	H	Alcorn St.	51 65	43	A	Oklahoma St.	35 98								
235	H	Southern U.	62 81	109	H	Arizona	37 67								
308	A	Alabama St.	58 66	52	A	Texas	40 79								

Non-Div I Games:

Ark.-Pine Bluff

■ Loss, 
 ■ Non-Conf, 
 ■ S Site, 
 ■ H Home 
 ■ A Away 
 N Neutral

## Arkansas

Average RPI Win:	136	WON-LOST	WINNING	LAST 12	STRENGTH OF	OPP. STRENGTH	TEAM	ADJ.	CONF.	ADJ CONF.
Average RPI Loss:	63	RECORD	PCT. RANK	GAMES	SCHEDULE	OF SCHEDULE	RPI	RPI	RPI	RPI
DIV. I ONLY	16- 5	35	8- 4	55	47	30	30	3	3	
DIV. I NON-CONF.	11- 1	9	3- 0	180	142	79	79	5	5	

TOTALS	RPI 1-25	RPI 26-50	W-L RECORDS	RPI 51-100	RPI 101-150	RPI 150+
16- 5	0- 2	3- 1	OVERALL	4- 0	3- 1	6- 1
11- 1	0- 1	2- 0	HOME	1- 0	2- 0	6- 0
3- 3	0- 1	1- 1	AWAY	1- 0	1- 0	0- 1
2- 1	0- 0	0- 0	NEUTRAL	2- 0	0- 1	0- 0
11- 1	0- 0	0- 0	NON-CONFERENCE	3- 0	2- 1	6- 0
8- 0	0- 0	0- 0	HOME	0- 0	2- 0	6- 0
1- 0	0- 0	0- 0	AWAY	1- 0	0- 0	0- 0
2- 1	0- 0	0- 0	NEUTRAL	2- 0	0- 1	0- 0
5- 4	0- 2	3- 1	CONFERENCE	1- 0	1- 0	0- 1
3- 1	0- 1	2- 0	HOME	1- 0	0- 0	0- 0
2- 3	0- 1	1- 1	AWAY	0- 0	1- 0	0- 1
0- 0	0- 0	0- 0	NEUTRAL	0- 0	0- 0	0- 0

RPI	S	Opponent	Score	RPI	S	Opponent	Score	Team's RPI: 30	RPI	S	Opponent	Score	RPI	S	Opponent	Score
2	H	Tennessee	38 69	28	A	Georgia	57 67		54	A	Middle Tenn.	59 53	107	N	Minnesota	60 68
9	A	Kentucky	72 84	34	A	LSU	72 52		55	N	Florida St.	55 52	112	A	Mississippi St.	51 35
				37	H	Vanderbilt	69 47		83	N	South Fla.	65 61	115	H	Oral Roberts	65 37
				40	H	Florida	73 72		84	H	Auburn	59 39	132	H	Utah	57 56
													158	H	Mississippi Val.	59 40
													164	H	Stephen F. Austin	61 46
													171	A	Ole Miss	54 60
													213	H	Grambling	69 49
													252	H	Morgan St.	81 50
													309	H	Texas-Arlington	57 34
													331	H	Texas Southern	86 41
LAST 12 Division I GAMES:																
40	H	Florida	73 72	2	H	Tennessee	38 69									
112	A	Mississippi St.	51 35	9	A	Kentucky	72 84									
34	A	LSU	72 52	28	A	Georgia	57 67									
37	H	Vanderbilt	69 47	158	H	Mississippi Val.	59 40									
84	H	Auburn	59 39	331	H	Texas Southern	86 41									
171	A	Ole Miss	54 60	252	H	Morgan St.	81 50									

Non-Div I Games:

Arkansas

■ Loss, 
 ■ Non-Conf, S Site, 
 ■ Home 
 ■ Away 
 N Neutral

Average RPI Win:	169	WON-LOST	WINNING	LAST 12	STRENGTH OF	OPP. STRENGTH	TEAM	ADJ.	CONF.	ADJ CONF.
Average RPI Loss:	151	RECORD	PCT. RANK	GAMES	SCHEDULE	OF SCHEDULE	RPI	RPI	RPI	RPI
DIV. I ONLY	8- 14	244	4- 8	120	175	226	226	19	19	
DIV. I NON-CONF.	6- 7	181	2- 1	125	160	228	228	14	14	
TOTALS	RPI 1-25	RPI 26-50	W-L RECORDS	RPI 51-100	RPI 101-150	RPI 150+				
8- 14	0- 0	1- 0	OVERALL	1- 3	1- 5	5- 6				
7- 5	0- 0	1- 0	HOME	1- 1	1- 2	4- 2				
1- 7	0- 0	0- 0	AWAY	0- 2	0- 1	1- 4				
0- 2	0- 0	0- 0	NEUTRAL	0- 0	0- 2	0- 0				
6- 7	0- 0	1- 0	NON-CONFERENCE	1- 2	1- 2	3- 3				
5- 2	0- 0	1- 0	HOME	1- 1	1- 0	2- 1				
1- 3	0- 0	0- 0	AWAY	0- 1	0- 0	1- 2				
0- 2	0- 0	0- 0	NEUTRAL	0- 0	0- 2	0- 0				
2- 7	0- 0	0- 0	CONFERENCE	0- 1	0- 3	2- 3				
2- 3	0- 0	0- 0	HOME	0- 0	0- 2	2- 1				
0- 4	0- 0	0- 0	AWAY	0- 1	0- 1	0- 2				
0- 0	0- 0	0- 0	NEUTRAL	0- 0	0- 0	0- 0				

RPI 1-25				RPI 26-50				RPI 51-100				RPI 101+				Team's RPI: 226
RPI	S	Opponent	Score	RPI	S	Opponent	Score	RPI	S	Opponent	Score	RPI	S	Opponent	Score	
				32	H	Southern California	58 56	54	A	Middle Tenn.	62 71	108	N	Illinois St.	50 78	
								61	H	Missouri St.	68 77	118	A	Denver	61 73	
								93	A	Charlotte	48 78	118	H	Denver	49 58	
								98	H	Toledo	64 56	121	N	Eastern Wash.	51 72	
												130	H	UT Martin	83 68	
												148	H	UALR	57 64	
												160	A	North Texas	54 68	
												160	H	North Texas	70 64	
												164	A	Stephen F. Austin	69 64	
												169	A	Tulsa	48 70	
												169	H	Tulsa	80 70	
												184	H	Fla. Atlantic	44 57	
												203	H	Louisiana Tech	59 69	
												250	A	La.-Monroe	57 83	
												288	H	La.-Lafayette	55 52	
												313	H	A&M-Corpus Christi	84 71	
												326	A	Southeast Mo. St.	52 56	
LAST 12 Division I GAMES:																
				160	A	North Texas	54 68	160	H	North Texas	70 64					
				118	A	Denver	61 73	118	H	Denver	49 58					
				288	H	La.-Lafayette	55 52	250	A	La.-Monroe	57 83					
				54	A	Middle Tenn.	62 71	184	H	Fla. Atlantic	44 57					
				148	H	UALR	57 64	61	H	Missouri St.	68 77					
				130	H	UT Martin	83 68	164	A	Stephen F. Austin	69 64					

Non-Div I Games:

Arkansas St.

■ Loss, 
 ■ Non-Conf, 
 ■ S Site, 
 ■ H Home 
 ■ A Away 
 N Neutral

Average RPI Win: <b>270</b>	WON-LOST	WINNING	LAST 12	STRENGTH OF	OPP. STRENGTH	TEAM	ADJ.	CONF.	ADJ CONF.
Average RPI Loss: <b>172</b>	RECORD	PCT. RANK	GAMES	SCHEDULE	OF SCHEDULE	RPI	RPI	RPI	RPI
DIV. I ONLY	<b>9- 12</b>	<b>208</b>	<b>4- 8</b>	<b>303</b>	<b>271</b>	<b>263</b>	<b>263</b>	<b>26</b>	<b>26</b>
DIV. I NON-CONF.	<b>5- 9</b>	<b>237</b>	<b>0- 5</b>	<b>304</b>	<b>242</b>	<b>268</b>	<b>268</b>	<b>29</b>	<b>29</b>
TOTALS	RPI 1-25	RPI 26-50	W-L RECORDS	RPI 51-100	RPI 101-150	RPI 150+			
9- 12	0- 0	0- 0	OVERALL	0- 3	0- 1	9- 8			
6- 4	0- 0	0- 0	HOME	0- 1	0- 0	6- 3			
3- 8	0- 0	0- 0	AWAY	0- 2	0- 1	3- 5			
0- 0	0- 0	0- 0	NEUTRAL	0- 0	0- 0	0- 0			
5- 9	0- 0	0- 0	NON-CONFERENCE	0- 3	0- 0	5- 6			
4- 3	0- 0	0- 0	HOME	0- 1	0- 0	4- 2			
1- 6	0- 0	0- 0	AWAY	0- 2	0- 0	1- 4			
0- 0	0- 0	0- 0	NEUTRAL	0- 0	0- 0	0- 0			
4- 3	0- 0	0- 0	CONFERENCE	0- 0	0- 1	4- 2			
2- 1	0- 0	0- 0	HOME	0- 0	0- 0	2- 1			
2- 2	0- 0	0- 0	AWAY	0- 0	0- 1	2- 1			
0- 0	0- 0	0- 0	NEUTRAL	0- 0	0- 0	0- 0			

RPI S	Opponent	Score	RPI S	Opponent	Score	RPI S	Opponent	Score	RPI S	Opponent	Score	Team's RPI: 263
						51	A Arizona St.	46 83	134	A Holy Cross	59 62	
						56	H Quinnipiac	51 54	152	H Seton Hall	50 53	
						99	A Yale	62 63	156	H American	39 40	
									174	H Lehigh	66 64	
									189	H Manhattan	58 43	
									201	A Penn	60 70	
									205	A Bryant	54 64	
									215	H Hawaii	55 51	
									217	A Loyola Maryland	64 68	
									225	A Navy	56 58	
									228	H Binghamton	47 49	
									267	H Lafayette	44 43	
									269	H Fairleigh Dickinson	51 37	
									312	A Colgate	61 54	
									332	H Wagner	70 46	
									335	A Columbia	58 63	
									337	A St. Francis (NY)	59 43	
									339	A Bucknell	67 64	
LAST 12 Division I GAMES:												
			174	H Lehigh	66 64		339	A Bucknell	67 64			
			134	A Holy Cross	59 62		205	A Bryant	54 64			
			156	H American	39 40		99	A Yale	62 63			
			312	A Colgate	61 54		56	H Quinnipiac	51 54			
			225	A Navy	56 58		51	A Arizona St.	46 83			
			267	H Lafayette	44 43		201	A Penn	60 70			

Non-Div I Games: Manhattanville 71 40

Army



Average RPI Win: 199		WON-LOST	WINNING	LAST 12	STRENGTH OF		OPP. STRENGTH	TEAM	ADJ.	CONF.	ADJ CONF.
Average RPI Loss: 45		RECORD	PCT. RANK	GAMES	SCHEDULE		OF SCHEDULE	RPI	RPI	RPI	RPI
DIV. I ONLY		11- 11	165	5- 7	35		66	84	84	3	3
DIV. I NON-CONF.		8- 5	106	2- 1	118		131	144	144	5	5
TOTALS		RPI 1-25	RPI 26-50		W-L RECORDS		RPI 51-100	RPI 101-150		RPI 150+	
11- 11	0- 4	1- 5		OVERALL		2- 0	0- 1		8- 1		
6- 4	0- 3	1- 1		HOME		1- 0	0- 0		4- 0		
3- 6	0- 1	0- 3		AWAY		0- 0	0- 1		3- 1		
2- 1	0- 0	0- 1		NEUTRAL		1- 0	0- 0		1- 0		
8- 5	0- 2	0- 2		NON-CONFERENCE		2- 0	0- 0		6- 1		
5- 1	0- 1	0- 0		HOME		1- 0	0- 0		4- 0		
1- 3	0- 1	0- 1		AWAY		0- 0	0- 0		1- 1		
2- 1	0- 0	0- 1		NEUTRAL		1- 0	0- 0		1- 0		
3- 6	0- 2	1- 3		CONFERENCE		0- 0	0- 1		2- 0		
1- 3	0- 2	1- 1		HOME		0- 0	0- 0		0- 0		
2- 3	0- 0	0- 2		AWAY		0- 0	0- 1		2- 0		
0- 0	0- 0	0- 0		NEUTRAL		0- 0	0- 0		0- 0		

RPI 1-25				RPI 26-50				RPI 51-100				RPI 101+			
RPI	S	Opponent	Score	RPI	S	Opponent	Score	RPI	S	Opponent	Score	RPI	S	Opponent	Score
2	H	Tennessee	52 <b>73</b>	28	H	Georgia	45 <b>70</b>	83	H	South Fla.	62 45	112	A	Mississippi St.	57 <b>62</b>
8	A	Duke	50 <b>73</b>	30	A	Arkansas	39 <b>59</b>	93	N	Charlotte	68 58	159	A	FIU	55 <b>64</b>
9	H	Kentucky	48 <b>66</b>	37	A	Vanderbilt	58 <b>66</b>					171	A	Ole Miss	67 54
17	H	Purdue	54 <b>62</b>	39	H	South Carolina	53 49					172	A	Alabama	65 55
				47	N	Marist	61 <b>69</b>					187	N	Central Conn. St.	49 40
				50	A	Temple	57 <b>73</b>					218	H	George Washington	55 47
												273	H	Belmont	80 53
												301	H	S.C. Upstate	75 34
												310	A	Mercer	77 43
												338	H	Troy	74 47
LAST 12 Division I GAMES:															
171	A	Ole Miss	67 54	28	H	Georgia	45 <b>70</b>								
9	H	Kentucky	48 <b>66</b>	172	A	Alabama	65 55								
112	A	Mississippi St.	57 <b>62</b>	2	H	Tennessee	52 <b>73</b>								
39	H	South Carolina	53 49	159	A	FIU	55 <b>64</b>								
30	A	Arkansas	39 <b>59</b>	93	N	Charlotte	68 58								
37	A	Vanderbilt	58 <b>66</b>	187	N	Central Conn. St.	49 40								

Non-Div I Games:

Auburn

■ Loss, 
■ Non-Conf, 
■ S Site, 
■ H Home 
■ A Away 
N Neutral

Average RPI Win:	295	WON-LOST	WINNING	LAST 12	STRENGTH OF	OPP. STRENGTH	TEAM	ADJ.	CONF.	ADJ CONF.
Average RPI Loss:	177	RECORD	PCT. RANK	GAMES	SCHEDULE	OF SCHEDULE	RPI	RPI	RPI	RPI
DIV. I ONLY	5- 17	301	3- 9	157	339	274	274	31	31	
DIV. I NON-CONF.	3- 10	282	1- 2	63	293	222	222	30	30	
TOTALS	RPI 1-25	RPI 26-50	W-L RECORDS	RPI 51-100	RPI 101-150	RPI 150+				
5- 17	0- 1	0- 1	OVERALL	0- 2	0- 2	5- 11				
2- 7	0- 0	0- 1	HOME	0- 0	0- 1	2- 5				
3- 9	0- 1	0- 0	AWAY	0- 2	0- 1	3- 4				
0- 1	0- 0	0- 0	NEUTRAL	0- 0	0- 0	0- 1				
3- 10	0- 1	0- 1	NON-CONFERENCE	0- 2	0- 1	3- 5				
1- 4	0- 0	0- 1	HOME	0- 0	0- 1	1- 2				
2- 5	0- 1	0- 0	AWAY	0- 2	0- 0	2- 2				
0- 1	0- 0	0- 0	NEUTRAL	0- 0	0- 0	0- 1				
2- 7	0- 0	0- 0	CONFERENCE	0- 0	0- 1	2- 6				
1- 3	0- 0	0- 0	HOME	0- 0	0- 0	1- 3				
1- 4	0- 0	0- 0	AWAY	0- 0	0- 1	1- 3				
0- 0	0- 0	0- 0	NEUTRAL	0- 0	0- 0	0- 0				

RPI 1-25				RPI 26-50				RPI 51-100				RPI 101+ Team's RPI: 274			
RPI	S	Opponent	Score	RPI	S	Opponent	Score	RPI	S	Opponent	Score	RPI	S	Opponent	Score
16	A	Louisville	60 78	37	H	Vanderbilt	51 83	54	A	Middle Tenn.	63 69	105	H	UAB	45 49
								68	A	Bowling Green	38 72	117	A	Eastern Ill.	46 80
												154	H	Florida A&M	77 86
												156	N	American	54 55
												194	A	Cal Poly	69 79
												200	A	SIU Edwardsville	61 72
												238	H	Alabama A&M	68 80
												245	A	Tennessee St.	81 95
												245	H	Tennessee St.	77 82
												255	A	Ball St.	55 59
												264	H	Southern Ill.	76 70
												273	A	Belmont	58 56
												286	A	Eastern Ky.	66 63
												286	H	Eastern Ky.	59 61
												299	A	Morehead St.	67 74
												316	H	Murray St.	71 63
												336	A	Lipscomb	61 58
												340	H	Jacksonville St.	73 74
LAST 12 Division I GAMES:															
245	H	Tennessee St.	77 82	286	A	Eastern Ky.	66 63								
200	A	SIU Edwardsville	61 72	299	A	Morehead St.	67 74								
117	A	Eastern Ill.	46 80	245	A	Tennessee St.	81 95								
286	H	Eastern Ky.	59 61	238	H	Alabama A&M	68 80								
340	H	Jacksonville St.	73 74	154	H	Florida A&M	77 86								
316	H	Murray St.	71 63	273	A	Belmont	58 56								

Non-Div I Games:

Austin Peay

  Loss, 
  Non-Conf, 
  S Site, 
  H Home 
  A Away 
N Neutral

Average RPI Win:	183	WON-LOST	WINNING	LAST 12	STRENGTH OF	OPP. STRENGTH	TEAM	ADJ.	CONF.	ADJ CONF.
Average RPI Loss:	27	RECORD	PCT. RANK	GAMES	SCHEDULE	OF SCHEDULE	RPI	RPI	RPI	RPI
DIV. I ONLY	19- 3	13	11- 1	192	58	46	46	9	9	
DIV. I NON-CONF.	11- 2	24	3- 0	143	36	31	31	9	9	
TOTALS	RPI 1-25	RPI 26-50	W-L RECORDS	RPI 51-100	RPI 101-150	RPI 150+				
19- 3	0- 2	0- 0	OVERALL	0- 1	8- 0	11- 0				
8- 1	0- 1	0- 0	HOME	0- 0	4- 0	4- 0				
9- 2	0- 1	0- 0	AWAY	0- 1	2- 0	7- 0				
2- 0	0- 0	0- 0	NEUTRAL	0- 0	2- 0	0- 0				
11- 2	0- 2	0- 0	NON-CONFERENCE	0- 0	6- 0	5- 0				
5- 1	0- 1	0- 0	HOME	0- 0	3- 0	2- 0				
4- 1	0- 1	0- 0	AWAY	0- 0	1- 0	3- 0				
2- 0	0- 0	0- 0	NEUTRAL	0- 0	2- 0	0- 0				
8- 1	0- 0	0- 0	CONFERENCE	0- 1	2- 0	6- 0				
3- 0	0- 0	0- 0	HOME	0- 0	1- 0	2- 0				
5- 1	0- 0	0- 0	AWAY	0- 1	1- 0	4- 0				
0- 0	0- 0	0- 0	NEUTRAL	0- 0	0- 0	0- 0				

RPI 1-25				RPI 26-50		Team's RPI: 46	RPI 51-100			RPI 101+		
RPI	S	Opponent	Score	RPI	S	Opponent	Score	RPI	S	Opponent	Score	
8	H	Duke	55 61					60	A	St. Mary's (CA)	48 54	101 A San Diego 62 53
12	A	Kansas St.	46 59									109 N Arizona 82 73
												119 H Wisconsin 77 59
												121 H Eastern Wash. 77 58
												124 N Syracuse 83 59
												132 H Utah 63 58
												138 A Utah St. 73 65
												139 H Pepperdine 80 56
												167 A Seattle 69 55
												169 A Tulsa 64 61
												177 A Portland 79 53
												177 H Portland 76 55
												196 A Santa Clara 74 64
												232 A Loyola Marymount 72 48
												232 H Loyola Marymount 80 47
												259 A San Francisco 76 67
												276 H Nevada 84 53
												284 H Southern Utah 82 49
												333 A Weber St. 84 67
LAST 12 Division I GAMES:												
196	A	Santa Clara	74 64	259	A	San Francisco	76 67					
167	A	Seattle	69 55	232	H	Loyola Marymount	80 47					
177	H	Portland	76 55	177	A	Portland	79 53					
232	A	Loyola Marymount	72 48	60	A	St. Mary's (CA)	48 54					
101	A	San Diego	62 53	276	H	Nevada	84 53					
139	H	Pepperdine	80 56	138	A	Utah St.	73 65					

Non-Div I Games: BYU-Hawaii 88 27

BYU

■ Loss, 
 ■ Non-Conf, S Site, 
 ■ Home 
 ■ Away 
 N Neutral

Average RPI Win:	220	WON-LOST	WINNING	LAST 12	STRENGTH OF	OPP. STRENGTH	TEAM	ADJ.	CONF.	ADJ CONF.
Average RPI Loss:	161	RECORD	PCT. RANK	GAMES	SCHEDULE	OF SCHEDULE	RPI	RPI	RPI	RPI
DIV. I ONLY	6- 14	271	3- 9	125	274	255	255	12	12	
DIV. I NON-CONF.	4- 8	240	1- 3	173	310	285	285	12	12	
TOTALS	RPI 1-25	RPI 26-50	W-L RECORDS	RPI 51-100	RPI 101-150	RPI 150+				
6- 14	0- 1	0- 0	OVERALL	1- 3	1- 3	4- 7				
5- 6	0- 0	0- 0	HOME	1- 1	1- 1	3- 4				
1- 8	0- 1	0- 0	AWAY	0- 2	0- 2	1- 3				
0- 0	0- 0	0- 0	NEUTRAL	0- 0	0- 0	0- 0				
4- 8	0- 1	0- 0	NON-CONFERENCE	0- 0	1- 2	3- 5				
3- 4	0- 0	0- 0	HOME	0- 0	1- 1	2- 3				
1- 4	0- 1	0- 0	AWAY	0- 0	0- 1	1- 2				
0- 0	0- 0	0- 0	NEUTRAL	0- 0	0- 0	0- 0				
2- 6	0- 0	0- 0	CONFERENCE	1- 3	0- 1	1- 2				
2- 2	0- 0	0- 0	HOME	1- 1	0- 0	1- 1				
0- 4	0- 0	0- 0	AWAY	0- 2	0- 1	0- 1				
0- 0	0- 0	0- 0	NEUTRAL	0- 0	0- 0	0- 0				

RPI 1-25				RPI 26-50				RPI 51-100				RPI 101+ Team's RPI: 255			
RPI	S	Opponent	Score	RPI	S	Opponent	Score	RPI	S	Opponent	Score	RPI	S	Opponent	Score
18	A	Green Bay	39 80					68	H	Bowling Green	52 63	108	H	Illinois St.	52 63
								86	H	Eastern Mich.	54 51	122	H	Stetson	78 73
								89	A	Miami (OH)	61 72	145	A	Central Mich.	66 84
								98	A	Toledo	48 63	147	A	Wright St.	55 74
												165	H	Detroit	68 87
												176	H	Marshall	58 60
												199	H	Akron	70 78
												200	A	SIU Edwardsville	56 68
												219	H	Northern Ill.	50 43
												229	A	Butler	43 55
												274	H	Austin Peay	59 55
												296	H	Valparaiso	53 67
												304	A	Evansville	55 50
												316	H	Murray St.	81 72
												317	A	Western Mich.	64 76
LAST 12 Division I GAMES:															
				89	A	Miami (OH)	61 72	317	A	Western Mich.	64 76				
				68	H	Bowling Green	52 63	86	H	Eastern Mich.	54 51				
				199	H	Akron	70 78	176	H	Marshall	58 60				
				98	A	Toledo	48 63	18	A	Green Bay	39 80				
				145	A	Central Mich.	66 84	296	H	Valparaiso	53 67				
				219	H	Northern Ill.	50 43	274	H	Austin Peay	59 55				

Non-Div I Games: Oakland City 68 39

Ball St.

■ Loss, 
 ■ Non-Conf, S Site, 
 ■ Home 
 ■ Away 
 N Neutral

Average RPI Win:	79	WON-LOST	WINNING	LAST 12	STRENGTH OF	OPP. STRENGTH	TEAM	ADJ.	CONF.	ADJ CONF.
Average RPI Loss:	0	RECORD	PCT. RANK	GAMES	SCHEDULE	OF SCHEDULE	RPI	RPI	RPI	RPI
DIV. I ONLY	21- 0	1	12- 0	5	4	1	1	1	1	1
DIV. I NON-CONF.	13- 0	1	4- 0	17	10	2	2	1	1	1
TOTALS	RPI 1-25	RPI 26-50	W-L RECORDS	RPI 51-100	RPI 101-150	RPI 150+				
21- 0	5- 0	4- 0	OVERALL	6- 0	3- 0	3- 0				
14- 0	4- 0	1- 0	HOME	4- 0	2- 0	3- 0				
6- 0	1- 0	2- 0	AWAY	2- 0	1- 0	0- 0				
1- 0	0- 0	1- 0	NEUTRAL	0- 0	0- 0	0- 0				
13- 0	3- 0	1- 0	NON-CONFERENCE	3- 0	3- 0	3- 0				
10- 0	2- 0	0- 0	HOME	3- 0	2- 0	3- 0				
2- 0	1- 0	0- 0	AWAY	0- 0	1- 0	0- 0				
1- 0	0- 0	1- 0	NEUTRAL	0- 0	0- 0	0- 0				
8- 0	2- 0	3- 0	CONFERENCE	3- 0	0- 0	0- 0				
4- 0	2- 0	1- 0	HOME	1- 0	0- 0	0- 0				
4- 0	0- 0	2- 0	AWAY	2- 0	0- 0	0- 0				
0- 0	0- 0	0- 0	NEUTRAL	0- 0	0- 0	0- 0				

RPI	S	Opponent	Score	RPI	S	Opponent	Score	RPI	S	Opponent	Score	RPI	S	Opponent	Score
2	A	Tennessee	76 67	27	A	Oklahoma	89 58	52	A	Texas	77 59	102	H	Howard	82 28
3	H	Connecticut	66 61	41	N	St. John's (NY)	73 59	53	H	UCLA	83 50	106	H	McNeese St.	90 50
5	H	Notre Dame	94 81	43	H	Oklahoma St.	71 44	57	A	Iowa St.	57 45	107	A	Minnesota	89 60
12	H	Kansas St.	76 41	48	A	Texas Tech	72 64	69	H	Chattanooga	91 31	158	H	Mississippi Val.	93 55
20	H	Kansas	74 46					90	H	Missouri	90 46	231	H	Milwaukee	72 41
								99	H	Yale	109 59	331	H	Texas Southern	91 39
LAST 12 Division I GAMES:															
20	H	Kansas	74 46	57	A	Iowa St.	57 45								
27	A	Oklahoma	89 58	90	H	Missouri	90 46								
12	H	Kansas St.	76 41	158	H	Mississippi Val.	93 55								
48	A	Texas Tech	72 64	106	H	McNeese St.	90 50								
52	A	Texas	77 59	3	H	Connecticut	66 61								
43	H	Oklahoma St.	71 44	41	N	St. John's (NY)	73 59								

Non-Div I Games:

Baylor

■ Loss, 
 ■ Non-Conf, S Site, 
 ■ Home 
 ■ Away 
 N Neutral

Average RPI Win: <b>256</b>	WON-LOST	WINNING	LAST 12	STRENGTH OF	OPP. STRENGTH	TEAM	ADJ.	CONF.	ADJ CONF.
Average RPI Loss: <b>185</b>	RECORD	PCT. RANK	GAMES	SCHEDULE	OF SCHEDULE	RPI	RPI	RPI	RPI
DIV. I ONLY	8- 14	244	6- 6	261	281	273	273	30	30
DIV. I NON-CONF.	1- 10	329	0- 3	176	159	235	235	28	28
TOTALS	RPI 1-25	RPI 26-50	W-L RECORDS	RPI 51-100	RPI 101-150	RPI 150+			
8- 14	0- 0	0- 1	OVERALL	0- 4	2- 1	6- 8			
6- 5	0- 0	0- 0	HOME	0- 1	2- 0	4- 4			
2- 9	0- 0	0- 1	AWAY	0- 3	0- 1	2- 4			
0- 0	0- 0	0- 0	NEUTRAL	0- 0	0- 0	0- 0			
1- 10	0- 0	0- 1	NON-CONFERENCE	0- 3	1- 1	0- 5			
1- 3	0- 0	0- 0	HOME	0- 0	1- 0	0- 3			
0- 7	0- 0	0- 1	AWAY	0- 3	0- 1	0- 2			
0- 0	0- 0	0- 0	NEUTRAL	0- 0	0- 0	0- 0			
7- 4	0- 0	0- 0	CONFERENCE	0- 1	1- 0	6- 3			
5- 2	0- 0	0- 0	HOME	0- 1	1- 0	4- 1			
2- 2	0- 0	0- 0	AWAY	0- 0	0- 0	2- 2			
0- 0	0- 0	0- 0	NEUTRAL	0- 0	0- 0	0- 0			

RPI S	Opponent	Score	RPI S	Opponent	Score	RPI S	Opponent	Score	RPI S	Opponent	Score	Team's RPI: 273
40	A Florida	45 72	69	A Chattanooga	42 75	122	H Stetson	65 58	130	A UT Martin	48 67	
			77	H Fla. Gulf Coast	50 57	143	H Indiana St.	69 59	181	H Indiana	52 63	
			82	A Memphis	40 79	208	H Texas St.	66 71	242	A Ohio	51 65	
			84	A Auburn	53 80	249	H Kennesaw St.	57 55	274	H Austin Peay	56 58	
						283	A East Tenn. St.	88 75	286	A Eastern Ky.	46 60	
						300	A Jacksonville	50 57	300	H Jacksonville	68 62	
						301	A S.C. Upstate	51 61	306	A North Florida	54 37	
						306	H North Florida	57 35	310	H Mercer	61 64	
						336	H Lipscomb	64 54				
LAST 12 Division I GAMES:												
300	H Jacksonville	68 62	336	H Lipscomb	64 54							
306	H North Florida	57 35	300	A Jacksonville	50 57							
301	A S.C. Upstate	51 61	306	A North Florida	54 37							
283	A East Tenn. St.	88 75	208	H Texas St.	66 71							
122	H Stetson	65 58	274	H Austin Peay	56 58							
77	H Fla. Gulf Coast	50 57	69	A Chattanooga	42 75							

Non-Div I Games:

Belmont

Average RPI Win:	304	WON-LOST	WINNING	LAST 12	STRENGTH OF	OPP. STRENGTH	TEAM	ADJ.	CONF.	ADJ CONF.
Average RPI Loss:	193	RECORD	PCT. RANK	GAMES	SCHEDULE	OF SCHEDULE	RPI	RPI	RPI	RPI
DIV. I ONLY	5- 13	286	5- 7	327	334	324	324	28	28	
DIV. I NON-CONF.	2- 8	293	2- 3	273	302	308	308	27	27	
TOTALS	RPI 1-25	RPI 26-50	W-L RECORDS	RPI 51-100	RPI 101-150	RPI 150+				
5- 13	0- 0	0- 0	OVERALL	0- 1	0- 1	5- 11				
3- 4	0- 0	0- 0	HOME	0- 0	0- 1	3- 3				
2- 7	0- 0	0- 0	AWAY	0- 1	0- 0	2- 6				
0- 2	0- 0	0- 0	NEUTRAL	0- 0	0- 0	0- 2				
2- 8	0- 0	0- 0	NON-CONFERENCE	0- 1	0- 1	2- 6				
2- 2	0- 0	0- 0	HOME	0- 0	0- 1	2- 1				
0- 4	0- 0	0- 0	AWAY	0- 1	0- 0	0- 3				
0- 2	0- 0	0- 0	NEUTRAL	0- 0	0- 0	0- 2				
3- 5	0- 0	0- 0	CONFERENCE	0- 0	0- 0	3- 5				
1- 2	0- 0	0- 0	HOME	0- 0	0- 0	1- 2				
2- 3	0- 0	0- 0	AWAY	0- 0	0- 0	2- 3				
0- 0	0- 0	0- 0	NEUTRAL	0- 0	0- 0	0- 0				

RPI 1-25			RPI 26-50			RPI 51-100			RPI 101+			Team's RPI: 324
RPI	S	Opponent	Score	RPI	S	Opponent	Score	RPI	S	Opponent	Score	
						83 A South Fla.	36 72	122 H Stetson			64 82	
								154 A Florida A&M			51 65	
								154 H Florida A&M			57 81	
								179 A UCF			49 66	
								184 A Fla. Atlantic			46 68	
								184 N Fla. Atlantic			70 71	
								188 N Campbell			46 62	
								210 A Georgia St.			50 66	
								241 A Md.-East. Shore			43 47	
								243 H South Carolina St.			60 71	
								254 H Savannah St.			58 54	
								278 A N.C. A&T			54 69	
								285 H Kent St.			58 49	
								288 H La.-Lafayette			67 72	
								306 H North Florida			66 63	
								334 A Delaware St.			52 50	
								342 A N.C. Central			64 54	
LAST 12 Division I GAMES:												
154 A		Florida A&M	51 65	278 A		N.C. A&T	54 69					
241 A		Md.-East. Shore	43 47	210 A		Georgia St.	50 66					
334 A		Delaware St.	52 50	285 H		Kent St.	58 49					
254 H		Savannah St.	58 54	306 H		North Florida	66 63					
243 H		South Carolina St.	60 71	188 N		Campbell	46 62					
342 A		N.C. Central	64 54	184 N		Fla. Atlantic	70 71					

Non-Div I Games: Palm Beach Atl. 56 59 Ave Maria 74 52

Bethune-Cookman

Loss, Non-Conf, S Site, H Home A Away N Neutral

# Binghamton

Through Games Of Sunday, January 29, 2012

Average RPI Win:	258	WON-LOST	WINNING	LAST 12	STRENGTH OF	OPP. STRENGTH	TEAM	ADJ.	CONF.	ADJ CONF.
Average RPI Loss:	158	RECORD	PCT. RANK	GAMES	SCHEDULE	OF SCHEDULE	RPI	RPI	RPI	RPI
DIV. I ONLY	10- 12	198	5- 7	280	226	228	228	14	14	
DIV. I NON-CONF.	6- 7	181	1- 2	277	224	232	232	13	13	
TOTALS	RPI 1-25	RPI 26-50	W-L RECORDS	RPI 51-100	RPI 101-150	RPI 150+				
10- 12	0- 1	0- 1	OVERALL	0- 2	1- 3	9- 5				
3- 6	0- 1	0- 0	HOME	0- 1	1- 2	2- 2				
6- 5	0- 0	0- 0	AWAY	0- 1	0- 1	6- 3				
1- 1	0- 0	0- 1	NEUTRAL	0- 0	0- 0	1- 0				
6- 7	0- 1	0- 1	NON-CONFERENCE	0- 0	0- 2	6- 3				
1- 4	0- 1	0- 0	HOME	0- 0	0- 1	1- 2				
4- 2	0- 0	0- 0	AWAY	0- 0	0- 1	4- 1				
1- 1	0- 0	0- 1	NEUTRAL	0- 0	0- 0	1- 0				
4- 5	0- 0	0- 0	CONFERENCE	0- 2	1- 1	3- 2				
2- 2	0- 0	0- 0	HOME	0- 1	1- 1	1- 0				
2- 3	0- 0	0- 0	AWAY	0- 1	0- 0	2- 2				
0- 0	0- 0	0- 0	NEUTRAL	0- 0	0- 0	0- 0				

RPI S	Opponent	Score	RPI S	Opponent	Score	RPI S	Opponent	Score	RPI S	Opponent	Score	Team's RPI: 228
23	H St. Bonaventure	34 49	45	N Dayton	50 60	78	A Boston U.	48 60	107	A Minnesota	40 65	
						100	H Hartford	41 63	120	H Albany (NY)	36 37	
									124	H Syracuse	57 90	
									144	H UMBC	61 43	
									193	A New Hampshire	64 55	
									215	H Massachusetts	55 64	
									221	H Mt. St. Mary's	52 43	
									247	A Cornell	61 48	
									248	H Rider	56 66	
									256	A Vermont	48 69	
									263	A Army	49 47	
									266	A Niagara	53 64	
									276	N Nevada	58 52	
									298	A Stony Brook	44 32	
									305	A Siena	80 70	
									311	A Maine	47 48	
									311	H Maine	72 54	
									323	A Saint Peter's	70 63	
LAST 12 Division I GAMES:												
311	A Maine	47 48	78	A Boston U.	48 60							
120	H Albany (NY)	36 37	298	A Stony Brook	44 32							
193	A New Hampshire	64 55	311	H Maine	72 54							
144	H UMBC	61 43	45	N Dayton	50 60							
100	H Hartford	41 63	323	A Saint Peter's	70 63							
256	A Vermont	48 69	215	H Massachusetts	55 64							

Non-Div I Games:

Binghamton

Loss, Non-Conf, S Site, H Home A Away N Neutral



Average RPI Win:	270	WON-LOST	WINNING	LAST 12	STRENGTH OF	OPP. STRENGTH	TEAM	ADJ.	CONF.	ADJ CONF.
Average RPI Loss:	156	RECORD	PCT. RANK	GAMES	SCHEDULE	OF SCHEDULE	RPI	RPI	RPI	RPI
DIV. I ONLY	9- 10	191	6- 6	301	236	251	251	23	23	
DIV. I NON-CONF.	7- 6	153	4- 2	269	255	245	245	24	24	
TOTALS	RPI 1-25	RPI 26-50	W-L RECORDS	RPI 51-100	RPI 101-150	RPI 150+				
9- 10	0- 0	0- 0	OVERALL	0- 2	2- 3	7- 5				
6- 5	0- 0	0- 0	HOME	0- 0	1- 2	5- 3				
3- 5	0- 0	0- 0	AWAY	0- 2	1- 1	2- 2				
0- 0	0- 0	0- 0	NEUTRAL	0- 0	0- 0	0- 0				
7- 6	0- 0	0- 0	NON-CONFERENCE	0- 1	2- 3	5- 2				
5- 3	0- 0	0- 0	HOME	0- 0	1- 2	4- 1				
2- 3	0- 0	0- 0	AWAY	0- 1	1- 1	1- 1				
0- 0	0- 0	0- 0	NEUTRAL	0- 0	0- 0	0- 0				
2- 4	0- 0	0- 0	CONFERENCE	0- 1	0- 0	2- 3				
1- 2	0- 0	0- 0	HOME	0- 0	0- 0	1- 2				
1- 2	0- 0	0- 0	AWAY	0- 1	0- 0	1- 1				
0- 0	0- 0	0- 0	NEUTRAL	0- 0	0- 0	0- 0				

RPI	S	Opponent	Score	RPI	S	Opponent	Score	RPI	S	Opponent	Score	RPI	S	Opponent	Score	Team's RPI: 251
64	A	Idaho St.	75	84	94	A	UNLV	50	66	121	A	Eastern Wash.	72	63		
										124	H	Syracuse	47	70		
										138	A	Utah St.	86	97		
										138	H	Utah St.	52	64		
										139	H	Pepperdine	68	57		
										167	H	Seattle	80	89		
										175	H	TCU	68	74		
										177	A	Portland	56	83		
										209	H	Colorado St.	52	60		
										270	A	Wyoming	64	84		
										290	H	Utah Valley	85	64		
										292	H	UC Riverside	68	58		
										295	A	Air Force	81	75		
										302	H	New Mexico	65	46		
										330	A	New Mexico St.	56	53		
										330	H	New Mexico St.	72	57		
										333	H	Weber St.	86	68		
LAST 12 Division I GAMES:																
270	A	Wyoming	64	84	330	A	New Mexico St.	56	53							
94	A	UNLV	50	66	290	H	Utah Valley	85	64							
175	H	TCU	68	74	138	H	Utah St.	52	64							
209	H	Colorado St.	52	60	177	A	Portland	56	83							
295	A	Air Force	81	75	121	A	Eastern Wash.	72	63							
302	H	New Mexico	65	46	330	H	New Mexico St.	72	57							

Non-Div I Games: Montana Tech 97 61 Southern Ore. 93 55

Boise St.

Average RPI Win: <b>202</b>	WON-LOST	WINNING	LAST 12	STRENGTH OF	OPP. STRENGTH	TEAM	ADJ.	CONF.	ADJ CONF.
Average RPI Loss: <b>69</b>	RECORD	PCT. RANK	GAMES	SCHEDULE	OF SCHEDULE	RPI	RPI	RPI	RPI
DIV. I ONLY	5- 16	296	2- 10	22	70	185	185	6	6
DIV. I NON-CONF.	5- 8	221	2- 2	31	128	212	212	4	4
TOTALS	RPI 1-25	RPI 26-50	W-L RECORDS	RPI 51-100	RPI 101-150	RPI 150+			
5- 16	0- 3	0- 3	OVERALL	0- 6	1- 3	4- 1			
5- 6	0- 2	0- 0	HOME	0- 3	1- 0	4- 1			
0- 10	0- 1	0- 3	AWAY	0- 3	0- 3	0- 0			
0- 0	0- 0	0- 0	NEUTRAL	0- 0	0- 0	0- 0			
5- 8	0- 1	0- 2	NON-CONFERENCE	0- 4	1- 1	4- 0			
5- 2	0- 0	0- 0	HOME	0- 2	1- 0	4- 0			
0- 6	0- 1	0- 2	AWAY	0- 2	0- 1	0- 0			
0- 0	0- 0	0- 0	NEUTRAL	0- 0	0- 0	0- 0			
0- 8	0- 2	0- 1	CONFERENCE	0- 2	0- 2	0- 1			
0- 4	0- 2	0- 0	HOME	0- 1	0- 0	0- 1			
0- 4	0- 0	0- 1	AWAY	0- 1	0- 2	0- 0			
0- 0	0- 0	0- 0	NEUTRAL	0- 0	0- 0	0- 0			

RPI 1-25				RPI 26-50				RPI 51-100				RPI 101+ Team's RPI: 185			
RPI	S	Opponent	Score	RPI	S	Opponent	Score	RPI	S	Opponent	Score	RPI	S	Opponent	Score
10	A	Rutgers	58 <b>74</b>	44	A	Virginia	58 <b>69</b>	51	A	Arizona St.	54 <b>79</b>	113	A	Wake Forest	58 <b>72</b>
13	H	Miami (FL)	57 <b>88</b>	45	A	Dayton	60 <b>69</b>	55	H	Florida St.	59 <b>68</b>	114	A	North Carolina	46 <b>77</b>
19	H	Georgia Tech	58 <b>68</b>	49	A	Saint Joseph's	57 <b>74</b>	62	A	North Carolina St.	57 <b>80</b>	119	A	Wisconsin	50 <b>58</b>
								75	H	Hampton	63 <b>71</b>	134	H	Holy Cross	67 58
								78	H	Boston U.	62 <b>70</b>	155	H	Virginia Tech	35 <b>38</b>
								100	A	Hartford	45 <b>54</b>	187	H	Central Conn. St.	57 49
												205	H	Bryant	68 42
												215	H	Massachusetts	80 64
												269	H	Fairleigh Dickinson	68 57
LAST 12 Division I GAMES:															
13	H	Miami (FL)	57 <b>88</b>	113	A	Wake Forest	58 <b>72</b>								
114	A	North Carolina	46 <b>77</b>	155	H	Virginia Tech	35 <b>38</b>								
44	A	Virginia	58 <b>69</b>	187	H	Central Conn. St.	57 49								
55	H	Florida St.	59 <b>68</b>	49	A	Saint Joseph's	57 <b>74</b>								
19	H	Georgia Tech	58 <b>68</b>	75	H	Hampton	63 <b>71</b>								
62	A	North Carolina St.	57 <b>80</b>	134	H	Holy Cross	67 58								

Non-Div I Games:

Boston College

■ Loss, 
 ■ Non-Conf, 
 ■ S Site, 
 ■ H Home 
 ■ A Away 
 N Neutral

Average RPI Win: 186		WON-LOST	WINNING	LAST 12	STRENGTH OF	OPP. STRENGTH	TEAM	ADJ.	CONF.	ADJ CONF.
Average RPI Loss: 112		RECORD	PCT. RANK	GAMES	SCHEDULE	OF SCHEDULE	RPI	RPI	RPI	RPI
DIV. I ONLY		15- 6	63	10- 2	201	99	78	78	14	14
DIV. I NON-CONF.		7- 6	153	2- 2	186	20	56	56	13	13
TOTALS	RPI 1-25	RPI 26-50		W-L RECORDS		RPI 51-100	RPI 101-150	RPI 150+		
15- 6	0- 0	1- 2		OVERALL		3- 1	2- 1	9- 2		
8- 0	0- 0	1- 0		HOME		2- 0	0- 0	5- 0		
6- 5	0- 0	0- 2		AWAY		1- 1	2- 0	3- 2		
1- 1	0- 0	0- 0		NEUTRAL		0- 0	0- 1	1- 0		
7- 6	0- 0	1- 2		NON-CONFERENCE		2- 1	0- 1	4- 2		
4- 0	0- 0	1- 0		HOME		1- 0	0- 0	2- 0		
2- 5	0- 0	0- 2		AWAY		1- 1	0- 0	1- 2		
1- 1	0- 0	0- 0		NEUTRAL		0- 0	0- 1	1- 0		
8- 0	0- 0	0- 0		CONFERENCE		1- 0	2- 0	5- 0		
4- 0	0- 0	0- 0		HOME		1- 0	0- 0	3- 0		
4- 0	0- 0	0- 0		AWAY		0- 0	2- 0	2- 0		
0- 0	0- 0	0- 0		NEUTRAL		0- 0	0- 0	0- 0		

RPI 1-25				RPI 26-50				RPI 51-100				Team's RPI: 78				RPI 101+			
RPI	S	Opponent	Score	RPI	S	Opponent	Score	RPI	S	Opponent	Score	RPI	S	Opponent	Score	RPI	S	Opponent	Score
				41	A	St. John's (NY)	38 75	72	A	West Virginia	53 78	120	A	Albany (NY)	58 54				
				42	A	Richmond	60 72	74	H	Providence	65 62	141	N	Coppin St.	44 59				
				47	H	Marist	49 36	99	A	Yale	59 54	144	A	UMBC	59 53				
								100	H	Hartford	53 46	163	A	Harvard	57 62				
												185	A	Boston College	70 62				
												193	H	New Hampshire	79 39				
												197	H	Northeastern	75 65				
												215	A	Massachusetts	49 55				
												225	N	Navy	48 46				
												228	H	Binghamton	60 48				
												256	A	Vermont	61 60				
												298	A	Stony Brook	69 34				
												311	H	Maine	75 34				
												318	H	Rhode Island	71 44				
LAST 12 Division I GAMES:																			
				144	A	UMBC	59 53	228	H	Binghamton	60 48								
				100	H	Hartford	53 46	256	A	Vermont	61 60								
				193	H	New Hampshire	79 39	41	A	St. John's (NY)	38 75								
				120	A	Albany (NY)	58 54	225	N	Navy	48 46								
				298	A	Stony Brook	69 34	141	N	Coppin St.	44 59								
				311	H	Maine	75 34	185	A	Boston College	70 62								

Non-Div I Games:

Boston U.

■ Loss, ■ Non-Conf, S Site, H Home A Away N Neutral

## Bowling Green

Through Games Of Sunday, January 29, 2012

Average RPI Win:	217	WON-LOST	WINNING	LAST 12	STRENGTH OF	OPP. STRENGTH	TEAM	ADJ.	CONF.	ADJ CONF.
Average RPI Loss:	47	RECORD	PCT. RANK	GAMES	SCHEDULE	OF SCHEDULE	RPI	RPI	RPI	RPI
DIV. I ONLY	17- 3	18	10- 1	252	126	68	68	12	12	
DIV. I NON-CONF.	9- 3	62	2- 1	282	113	77	77	12	12	
TOTALS	RPI 1-25	RPI 26-50	W-L RECORDS	RPI 51-100	RPI 101-150	RPI 150+				
17- 3	0- 1	0- 1	OVERALL	2- 1	1- 0	14- 0				
9- 1	0- 1	0- 0	HOME	1- 0	0- 0	8- 0				
8- 2	0- 0	0- 1	AWAY	1- 1	1- 0	6- 0				
0- 0	0- 0	0- 0	NEUTRAL	0- 0	0- 0	0- 0				
9- 3	0- 1	0- 1	NON-CONFERENCE	0- 1	0- 0	9- 0				
5- 1	0- 1	0- 0	HOME	0- 0	0- 0	5- 0				
4- 2	0- 0	0- 1	AWAY	0- 1	0- 0	4- 0				
0- 0	0- 0	0- 0	NEUTRAL	0- 0	0- 0	0- 0				
8- 0	0- 0	0- 0	CONFERENCE	2- 0	1- 0	5- 0				
4- 0	0- 0	0- 0	HOME	1- 0	0- 0	3- 0				
4- 0	0- 0	0- 0	AWAY	1- 0	1- 0	2- 0				
0- 0	0- 0	0- 0	NEUTRAL	0- 0	0- 0	0- 0				

RPI 1-25				RPI 26-50				RPI 51-100 Team's RPI: 68				RPI 101+			
RPI	S	Opponent	Score	RPI	S	Opponent	Score	RPI	S	Opponent	Score	RPI	S	Opponent	Score
17	H	Purdue	53 54	45	A	Dayton	38 69	80	A	Creighton	47 49	145	A	Central Mich.	77 72
								86	H	Eastern Mich.	70 54	165	A	Detroit	57 49
								89	A	Miami (OH)	61 58	199	H	Akron	62 58
												204	A	Youngstown St.	73 61
												206	A	Buffalo	79 59
												209	A	Colorado St.	70 57
												229	H	Butler	71 61
												230	H	Western Ky.	86 62
												242	H	Ohio	61 49
												255	A	Ball St.	63 52
												270	A	Wyoming	60 53
												274	H	Austin Peay	72 38
												285	H	Kent St.	76 57
												300	H	Jacksonville	83 53
												304	H	Evansville	71 54
LAST 12 Division I GAMES:															
145	A	Central Mich.	77 72	199	H	Akron	62 58								
255	A	Ball St.	63 52	285	H	Kent St.	76 57								
86	H	Eastern Mich.	70 54	209	A	Colorado St.	70 57								
89	A	Miami (OH)	61 58	270	A	Wyoming	60 53								
206	A	Buffalo	79 59	80	A	Creighton	47 49								
242	H	Ohio	61 49	300	H	Jacksonville	83 53								

Non-Div I Games: Madonna 91 41

Bowling Green

■ Loss, 
 ■ Non-Conf, S Site, 
 ■ Home 
 ■ Away 
 N Neutral

## Bradley

Through Games Of Sunday, January 29, 2012

Average RPI Win: <b>197</b>	WON-LOST	WINNING	LAST 12	STRENGTH OF	OPP. STRENGTH	TEAM	ADJ.	CONF.	ADJ CONF.
Average RPI Loss: <b>138</b>	RECORD	PCT. RANK	GAMES	SCHEDULE	OF SCHEDULE	RPI	RPI	RPI	RPI
DIV. I ONLY	<b>11- 10</b>	<b>157</b>	<b>5- 7</b>	<b>139</b>	<b>186</b>	<b>146</b>	<b>146</b>	<b>10</b>	<b>10</b>
DIV. I NON-CONF.	<b>9- 3</b>	<b>62</b>	<b>3- 0</b>	<b>134</b>	<b>296</b>	<b>148</b>	<b>148</b>	<b>10</b>	<b>10</b>
TOTALS	RPI 1-25	RPI 26-50	W-L RECORDS	RPI 51-100	RPI 101-150	RPI 150+			
11- 10	0- 0	0- 0	OVERALL	1- 3	2- 5	8- 2			
4- 5	0- 0	0- 0	HOME	1- 2	1- 2	2- 1			
6- 4	0- 0	0- 0	AWAY	0- 1	1- 2	5- 1			
1- 1	0- 0	0- 0	NEUTRAL	0- 0	0- 1	1- 0			
9- 3	0- 0	0- 0	NON-CONFERENCE	1- 0	1- 2	7- 1			
3- 2	0- 0	0- 0	HOME	1- 0	0- 1	2- 1			
5- 0	0- 0	0- 0	AWAY	0- 0	1- 0	4- 0			
1- 1	0- 0	0- 0	NEUTRAL	0- 0	0- 1	1- 0			
2- 7	0- 0	0- 0	CONFERENCE	0- 3	1- 3	1- 1			
1- 3	0- 0	0- 0	HOME	0- 2	1- 1	0- 0			
1- 4	0- 0	0- 0	AWAY	0- 1	0- 2	1- 1			
0- 0	0- 0	0- 0	NEUTRAL	0- 0	0- 0	0- 0			

RPI 1-25				RPI 26-50				RPI 51-100				RPI 101+				Team's RPI: 146	
RPI	S	Opponent	Score	RPI	S	Opponent	Score	RPI	S	Opponent	Score	RPI	S	Opponent	Score		
								58	H	Iowa	96 88	108	H	Illinois St.	65	67	
								61	H	Missouri St.	70 79	117	H	Eastern Ill.	58	59	
								80	A	Creighton	68 72	122	N	Stetson	63	73	
								92	H	Wichita St.	58 71	128	A	UNI	57	71	
												135	A	Drake	62	77	
												143	H	Indiana St.	79	58	
												145	A	Central Mich.	86	79	
												162	H	Northern Colo.	59	49	
												200	A	SIU Edwardsville	66	60	
												219	A	Northern Ill.	50	45	
												229	A	Butler	71	63	
												231	H	Milwaukee	67	71	
												233	A	Winthrop	71	61	
												253	H	Western Ill.	93	64	
												264	A	Southern Ill.	72	59	
												266	N	Niagara	68	43	
												304	A	Evansville	59	71	
LAST 12 Division I GAMES:																	
				80	A	Creighton	68 72	264	A	Southern Ill.	72 59						
				135	A	Drake	62 77	92	H	Wichita St.	58 71						
				128	A	UNI	57 71	61	H	Missouri St.	70 79						
				143	H	Indiana St.	79 58	253	H	Western Ill.	93 64						
				108	H	Illinois St.	65 67	58	H	Iowa	96 88						
				304	A	Evansville	59 71	200	A	SIU Edwardsville	66 60						

Non-Div I Games:

Bradley

■ Loss, 
■ Non-Conf, 
■ S Site, 
■ H Home 
■ A Away 
N Neutral

Average RPI Win:	234	WON-LOST	WINNING	LAST 12	STRENGTH OF	OPP. STRENGTH	TEAM	ADJ.	CONF.	ADJ CONF.
Average RPI Loss:	175	RECORD	PCT. RANK	GAMES	SCHEDULE	OF SCHEDULE	RPI	RPI	RPI	RPI
DIV. I ONLY	10- 7	120	7- 4	295	263	190	190	15	15	
DIV. I NON-CONF.	8- 5	106	5- 2	295	319	214	214	18	18	
TOTALS	RPI 1-25	RPI 26-50	W-L RECORDS	RPI 51-100	RPI 101-150	RPI 150+				
10- 7	0- 0	0- 0	OVERALL	2- 1	1- 2	7- 4				
4- 4	0- 0	0- 0	HOME	1- 1	1- 2	2- 1				
5- 3	0- 0	0- 0	AWAY	1- 0	0- 0	4- 3				
1- 0	0- 0	0- 0	NEUTRAL	0- 0	0- 0	1- 0				
8- 5	0- 0	0- 0	NON-CONFERENCE	1- 0	1- 2	6- 3				
4- 3	0- 0	0- 0	HOME	1- 0	1- 2	2- 1				
3- 2	0- 0	0- 0	AWAY	0- 0	0- 0	3- 2				
1- 0	0- 0	0- 0	NEUTRAL	0- 0	0- 0	1- 0				
2- 2	0- 0	0- 0	CONFERENCE	1- 1	0- 0	1- 1				
0- 1	0- 0	0- 0	HOME	0- 1	0- 0	0- 0				
2- 1	0- 0	0- 0	AWAY	1- 0	0- 0	1- 1				
0- 0	0- 0	0- 0	NEUTRAL	0- 0	0- 0	0- 0				

RPI 1-25			RPI 26-50			RPI 51-100			RPI 101+			Team's RPI: 190
RPI	S	Opponent	Score	RPI	S	Opponent	Score	RPI	S	Opponent	Score	
						74	H Providence	70 57	110	H Fairfield	55	63
						99	A Yale	60 55	120	H Albany (NY)	65	53
						99	H Yale	65 75	134	H Holy Cross	74	81
									163	A Harvard	57	65
									193	H New Hampshire	57	62
									205	A Bryant	49	64
									256	H Vermont	61	57
									261	A San Jose St.	61	47
									280	A Dartmouth	74	50
									304	N Evansville	55	47
									311	A Maine	61	59
									318	A Rhode Island	53	40
									318	H Rhode Island	66	54
									321	A NJIT	66	70
LAST 12 Division I GAMES:												
163	A	Harvard	57	65	261	A	San Jose St.	61	47			
280	A	Dartmouth	74	50	256	H	Vermont	61	57			
99	A	Yale	60	55	74	H	Providence	70	57			
134	H	Holy Cross	74	81	318	H	Rhode Island	66	54			
99	H	Yale	65	75	110	H	Fairfield	55	63			
318	A	Rhode Island	53	40	311	A	Maine	61	59			

Non-Div I Games: Dominican (CA) 66 45

Brown

  Loss, 
  Non-Conf, 
  S Site, 
  H Home 
  A Away 
N Neutral

## Bryant

Average RPI Win: **250**  
 Average RPI Loss: **169**

WON-LOST  
 RECORD

WINNING  
 PCT. RANK

LAST 12  
 GAMES

## Through Games Of Sunday, January 29, 2012

STRENGTH OF  
 SCHEDULE

OPP. STRENGTH  
 OF SCHEDULE

TEAM  
 RPI

ADJ.  
 RPI

CONF.  
 RPI

ADJ CONF.  
 RPI

DIV. I ONLY	12- 8	105	6- 5	329	197	205	205	20	20
DIV. I NON-CONF.	7- 4	98	1- 2	340	248	280	280	25	25
TOTALS	RPI 1-25	RPI 26-50	W-L RECORDS	RPI 51-100	RPI 101-150	RPI 150+			
12- 8	0- 0	0- 0	OVERALL	0- 2	0- 1	12- 5			
7- 3	0- 0	0- 0	HOME	0- 1	0- 0	7- 2			
5- 5	0- 0	0- 0	AWAY	0- 1	0- 1	5- 3			
0- 0	0- 0	0- 0	NEUTRAL	0- 0	0- 0	0- 0			
7- 4	0- 0	0- 0	NON-CONFERENCE	0- 0	0- 1	7- 3			
4- 1	0- 0	0- 0	HOME	0- 0	0- 0	4- 1			
3- 3	0- 0	0- 0	AWAY	0- 0	0- 1	3- 2			
0- 0	0- 0	0- 0	NEUTRAL	0- 0	0- 0	0- 0			
5- 4	0- 0	0- 0	CONFERENCE	0- 2	0- 0	5- 2			
3- 2	0- 0	0- 0	HOME	0- 1	0- 0	3- 1			
2- 2	0- 0	0- 0	AWAY	0- 1	0- 0	2- 1			
0- 0	0- 0	0- 0	NEUTRAL	0- 0	0- 0	0- 0			

RPI S	Opponent	Score	RPI S	Opponent	Score	RPI S	Opponent	Score	RPI S	Opponent	Score	Team's RPI: 205
						56	A Quinnipiac	67	134	A Holy Cross	62	82
						56	H Quinnipiac	84	161	H Saint Francis (PA)	57	52
									178	H Iona	53	66
									180	H Monmouth	55	49
									185	A Boston College	42	68
									187	A Central Conn. St.	68	62
									187	H Central Conn. St.	62	75
									190	H Brown	64	49
									195	H Robert Morris	75	71
									221	A Mt. St. Mary's	61	66
									263	H Army	64	54
									267	H Lafayette	56	48
									280	A Dartmouth	63	45
									311	A Maine	65	53
									312	A Colgate	76	74
									318	H Rhode Island	75	62
									332	A Wagner	71	67
									335	A Columbia	74	77
LAST 12 Division I GAMES:												
180	H Monmouth	55	49	161	H Saint Francis (PA)	57	52					
187	H Central Conn. St.	62	75	263	H Army	64	54					
56	H Quinnipiac	47	84	335	A Columbia	74	77					
332	A Wagner	71	67	187	A Central Conn. St.	68	62					
221	A Mt. St. Mary's	61	66	134	A Holy Cross	62	82					
195	H Robert Morris	75	71	267	H Lafayette	56	48					

Non-Div I Games:

Bryant

Loss, Non-Conf, S Site, H Home A Away N Neutral

# Bucknell

Through Games Of Sunday, January 29, 2012

Average RPI Win:	253	WON-LOST	WINNING	LAST 12	STRENGTH OF	OPP. STRENGTH	TEAM	ADJ.	CONF.	ADJ CONF.
Average RPI Loss:	203	RECORD	PCT. RANK	GAMES	SCHEDULE	OF SCHEDULE	RPI	RPI	RPI	RPI
DIV. I ONLY	2- 20	337	0- 12	292	286	339	339	26	26	
DIV. I NON-CONF.	2- 13	316	0- 5	305	267	339	339	29	29	
TOTALS	RPI 1-25	RPI 26-50	W-L RECORDS	RPI 51-100	RPI 101-150	RPI 150+				
2- 20	0- 0	0- 1	OVERALL	0- 2	0- 1	2- 16				
2- 9	0- 0	0- 1	HOME	0- 1	0- 0	2- 7				
0- 11	0- 0	0- 0	AWAY	0- 1	0- 1	0- 9				
0- 0	0- 0	0- 0	NEUTRAL	0- 0	0- 0	0- 0				
2- 13	0- 0	0- 1	NON-CONFERENCE	0- 2	0- 0	2- 10				
2- 5	0- 0	0- 1	HOME	0- 1	0- 0	2- 3				
0- 8	0- 0	0- 0	AWAY	0- 1	0- 0	0- 7				
0- 0	0- 0	0- 0	NEUTRAL	0- 0	0- 0	0- 0				
0- 7	0- 0	0- 0	CONFERENCE	0- 0	0- 1	0- 6				
0- 4	0- 0	0- 0	HOME	0- 0	0- 0	0- 4				
0- 3	0- 0	0- 0	AWAY	0- 0	0- 1	0- 2				
0- 0	0- 0	0- 0	NEUTRAL	0- 0	0- 0	0- 0				

RPI S	Opponent	Score	RPI S	Opponent	Score	RPI S	Opponent	Score	RPI S	Opponent	Score	Team's RPI: 339
26	H Penn St.	54 78	72	A West Virginia	30 72	134	A Holy Cross	53 70	156	A American	45 71	
			99	H Yale	48 69	161	A Saint Francis (PA)	53 70	174	H Lehigh	38 53	
						183	H Fordham	49 39	198	H Canisius	47 55	
						204	H Youngstown St.	56 57	206	A Buffalo	57 63	
						221	A Mt. St. Mary's	46 58	225	H Navy	49 50	
						247	A Cornell	45 65	248	A Rider	43 63	
						252	H Morgan St.	52 54	263	H Army	64 67	
						266	A Niagara	55 61	267	H Lafayette	45 49	
						312	A Colgate	66 73	321	A NJIT	53 54	
						323	H Saint Peter's	46 35				
LAST 12 Division I GAMES:												
225	H Navy	49 50	263	H Army	64 67							
156	A American	45 71	99	H Yale	48 69							
134	A Holy Cross	53 70	221	A Mt. St. Mary's	46 58							
174	H Lehigh	38 53	72	A West Virginia	30 72							
267	H Lafayette	45 49	26	H Penn St.	54 78							
312	A Colgate	66 73	247	A Cornell	45 65							

Non-Div I Games:

Bucknell

Loss, Non-Conf, S Site, H Home A Away N Neutral



## Buffalo

Through Games Of Sunday, January 29, 2012

Average RPI Win:	252	WON-LOST	WINNING	LAST 12	STRENGTH OF	OPP. STRENGTH	TEAM	ADJ.	CONF.	ADJ CONF.
Average RPI Loss:	119	RECORD	PCT. RANK	GAMES	SCHEDULE	OF SCHEDULE	RPI	RPI	RPI	RPI
DIV. I ONLY	6- 16	288	3- 9	68	215	206	206	12	12	
DIV. I NON-CONF.	5- 9	237	2- 2	61	209	202	202	12	12	
TOTALS	RPI 1-25	RPI 26-50	W-L RECORDS	RPI 51-100	RPI 101-150	RPI 150+				
6- 16	0- 2	0- 1	OVERALL	0- 6	0- 3	6- 4				
3- 5	0- 0	0- 0	HOME	0- 3	0- 1	3- 1				
2- 9	0- 2	0- 0	AWAY	0- 3	0- 2	2- 2				
1- 2	0- 0	0- 1	NEUTRAL	0- 0	0- 0	1- 1				
5- 9	0- 2	0- 1	NON-CONFERENCE	0- 2	0- 3	5- 1				
3- 1	0- 0	0- 0	HOME	0- 0	0- 1	3- 0				
1- 6	0- 2	0- 0	AWAY	0- 2	0- 2	1- 0				
1- 2	0- 0	0- 1	NEUTRAL	0- 0	0- 0	1- 1				
1- 7	0- 0	0- 0	CONFERENCE	0- 4	0- 0	1- 3				
0- 4	0- 0	0- 0	HOME	0- 3	0- 0	0- 1				
1- 3	0- 0	0- 0	AWAY	0- 1	0- 0	1- 2				
0- 0	0- 0	0- 0	NEUTRAL	0- 0	0- 0	0- 0				

RPI 1-25				RPI 26-50				RPI 51-100				RPI 101+ Team's RPI: 206			
RPI	S	Opponent	Score	RPI	S	Opponent	Score	RPI	S	Opponent	Score	RPI	S	Opponent	Score
3	A	Connecticut	34 90	45	N	Dayton	74 94	57	A	Iowa St.	45 65	102	A	Howard	57 81
23	A	St. Bonaventure	45 76					63	A	Duquesne	46 90	124	A	Syracuse	59 79
								68	H	Bowling Green	59 79	147	H	Wright St.	54 81
								86	H	Eastern Mich.	54 72	168	H	Oakland	69 65
								89	A	Miami (OH)	51 72	198	H	Canisius	62 57
								98	H	Toledo	75 77	199	H	Akron	82 91
												219	A	Northern Ill.	62 46
												242	A	Ohio	64 73
												266	A	Niagara	65 54
												269	N	Fairleigh Dickinson	54 63
												285	A	Kent St.	73 85
												321	N	NJIT	66 53
												339	H	Bucknell	63 57
LAST 12 Division I GAMES:															
				98	H	Toledo	75 77			89	A	Miami (OH)	51 72		
				86	H	Eastern Mich.	54 72			242	A	Ohio	64 73		
				219	A	Northern Ill.	62 46			57	A	Iowa St.	45 65		
				285	A	Kent St.	73 85			321	N	NJIT	66 53		
				68	H	Bowling Green	59 79			168	H	Oakland	69 65		
				199	H	Akron	82 91			102	A	Howard	57 81		

Non-Div I Games:

Buffalo

■ Loss, 
■ Non-Conf, 
■ S Site, 
■ H Home 
■ A Away 
N Neutral

Average RPI Win:	227	WON-LOST	WINNING	LAST 12	STRENGTH OF	OPP. STRENGTH	TEAM	ADJ.	CONF.	ADJ CONF.
Average RPI Loss:	153	RECORD	PCT. RANK	GAMES	SCHEDULE	OF SCHEDULE	RPI	RPI	RPI	RPI
DIV. I ONLY	7- 12	238	6- 5	174	188	229	229	13	13	
DIV. I NON-CONF.	3- 7	261	2- 0	204	173	237	237	19	19	
TOTALS	RPI 1-25	RPI 26-50	W-L RECORDS	RPI 51-100	RPI 101-150	RPI 150+				
7- 12	0- 1	0- 0	OVERALL	0- 3	0- 4	7- 4				
5- 2	0- 1	0- 0	HOME	0- 0	0- 1	5- 0				
1- 8	0- 0	0- 0	AWAY	0- 1	0- 3	1- 4				
1- 2	0- 0	0- 0	NEUTRAL	0- 2	0- 0	1- 0				
3- 7	0- 0	0- 0	NON-CONFERENCE	0- 3	0- 2	3- 2				
2- 1	0- 0	0- 0	HOME	0- 0	0- 1	2- 0				
0- 4	0- 0	0- 0	AWAY	0- 1	0- 1	0- 2				
1- 2	0- 0	0- 0	NEUTRAL	0- 2	0- 0	1- 0				
4- 5	0- 1	0- 0	CONFERENCE	0- 0	0- 2	4- 2				
3- 1	0- 1	0- 0	HOME	0- 0	0- 0	3- 0				
1- 4	0- 0	0- 0	AWAY	0- 0	0- 2	1- 2				
0- 0	0- 0	0- 0	NEUTRAL	0- 0	0- 0	0- 0				

RPI 1-25				RPI 26-50				RPI 51-100				RPI 101+ Team's RPI: 229			
RPI	S	Opponent	Score	RPI	S	Opponent	Score	RPI	S	Opponent	Score	RPI	S	Opponent	Score
18	H	Green Bay	36 60					57	N	Iowa St.	44 64	137	A	Ill.-Chicago	42 77
								68	A	Bowling Green	61 71	143	A	Indiana St.	46 49
								94	N	UNLV	39 62	146	H	Bradley	63 71
												147	A	Wright St.	47 48
												163	N	Harvard	69 68
												165	A	Detroit	60 72
												204	H	Youngstown St.	73 64
												220	A	Loyola Chicago	60 57
												231	H	Milwaukee	76 63
												255	H	Ball St.	55 43
												257	H	Cleveland St.	67 43
												260	H	IUPUI	58 50
												276	A	Nevada	69 71
												287	A	IPFW	60 68
												296	A	Valparaiso	53 58
LAST 12 Division I GAMES:															
231	H	Milwaukee	76 63	204	H	Youngstown St.	73 64								
18	H	Green Bay	36 60	147	A	Wright St.	47 48								
220	A	Loyola Chicago	60 57	165	A	Detroit	60 72								
137	A	Ill.-Chicago	42 77	260	H	IUPUI	58 50								
296	A	Valparaiso	53 58	255	H	Ball St.	55 43								
257	H	Cleveland St.	67 43	143	A	Indiana St.	46 49								

Non-Div I Games: Marian (IN) 74 39

Butler

CSU Bakersfield

Through Games Of Sunday, January 29, 2012

Average RPI Win:	243	WON-LOST	WINNING	LAST 12	STRENGTH OF	OPP. STRENGTH	TEAM	ADJ.	CONF.	ADJ CONF.
Average RPI Loss:	159	RECORD	PCT. RANK	GAMES	SCHEDULE	OF SCHEDULE	RPI	RPI	RPI	RPI
DIV. I ONLY	3- 19	324	1- 10	148	172	303	303	29	29	
DIV. I NON-CONF.	3- 19	315	1- 10	153	198	305	305	32	32	
TOTALS	RPI 1-25	RPI 26-50	W-L RECORDS	RPI 51-100	RPI 101-150	RPI 150+				
3- 19	0- 2	0- 2	OVERALL	0- 2	0- 3	3- 10				
2- 6	0- 0	0- 0	HOME	0- 1	0- 2	2- 3				
1- 10	0- 1	0- 1	AWAY	0- 1	0- 1	1- 6				
0- 3	0- 1	0- 1	NEUTRAL	0- 0	0- 0	0- 1				
3- 19	0- 2	0- 2	NON-CONFERENCE	0- 2	0- 3	3- 10				
2- 6	0- 0	0- 0	HOME	0- 1	0- 2	2- 3				
1- 10	0- 1	0- 1	AWAY	0- 1	0- 1	1- 6				
0- 3	0- 1	0- 1	NEUTRAL	0- 0	0- 0	0- 1				
0- 0	0- 0	0- 0	CONFERENCE	0- 0	0- 0	0- 0				
0- 0	0- 0	0- 0	HOME	0- 0	0- 0	0- 0				
0- 0	0- 0	0- 0	AWAY	0- 0	0- 0	0- 0				
0- 0	0- 0	0- 0	NEUTRAL	0- 0	0- 0	0- 0				

RPI S	Opponent	Score	RPI S	Opponent	Score	RPI S	Opponent	Score	RPI S	Opponent	Score	Team's RPI: 303
4 A	Stanford	48 90	35 A	California	56 86	65 A	Fresno St.	59 88	101 A	San Diego	70 99	
11 N	Maryland	83 114	48 N	Texas Tech	63 81	71 H	Oregon St.	62 85	116 H	San Diego St.	60 74	
									123 H	Pacific	73 96	
									159 A	FIU	59 82	
									170 A	Cal St. Northridge	52 54	
									191 A	Montana	64 56	
									196 A	Santa Clara	87 93	
									209 H	Colorado St.	63 65	
									237 H	Cal St. Fullerton	58 67	
									246 H	UC Irvine	104 92	
									276 H	Nevada	76 85	
									289 A	Sacramento St.	84 87	
									292 A	UC Riverside	62 76	
									292 H	UC Riverside	72 66	
									293 N	Prairie View	64 69	
									333 A	Weber St.	72 85	
LAST 12 Division I GAMES:												
170 A	Cal St. Northridge	52 54	48 N	Texas Tech	63 81	101 A	San Diego	70 99				
292 H	UC Riverside	72 66				4 A	Stanford	48 90				
237 H	Cal St. Fullerton	58 67	289 A	Sacramento St.	84 87	65 A	Fresno St.	59 88				
276 H	Nevada	76 85	71 H	Oregon St.	62 85							
116 H	San Diego St.	60 74										
209 H	Colorado St.	63 65										

Non-Div I Games: Southern Ore. 111 66

CSU Bakersfield

Loss, Non-Conf, S Site, H Home A Away N Neutral

Average RPI Win: <b>220</b>	WON-LOST	WINNING	LAST 12	STRENGTH OF	OPP. STRENGTH	TEAM	ADJ.	CONF.	ADJ CONF.
Average RPI Loss: <b>144</b>	RECORD	PCT. RANK	GAMES	SCHEDULE	OF SCHEDULE	RPI	RPI	RPI	RPI
DIV. I ONLY	8- 12	222	5- 7	135	242	194	194	21	21
DIV. I NON-CONF.	3- 9	274	0- 4	83	204	168	168	20	20
TOTALS	RPI 1-25	RPI 26-50	W-L RECORDS	RPI 51-100	RPI 101-150	RPI 150+			
8- 12	0- 0	0- 0	OVERALL	0- 3	2- 5	6- 4			
6- 3	0- 0	0- 0	HOME	0- 1	2- 1	4- 1			
2- 9	0- 0	0- 0	AWAY	0- 2	0- 4	2- 3			
0- 0	0- 0	0- 0	NEUTRAL	0- 0	0- 0	0- 0			
3- 9	0- 0	0- 0	NON-CONFERENCE	0- 3	0- 5	3- 1			
2- 2	0- 0	0- 0	HOME	0- 1	0- 1	2- 0			
1- 7	0- 0	0- 0	AWAY	0- 2	0- 4	1- 1			
0- 0	0- 0	0- 0	NEUTRAL	0- 0	0- 0	0- 0			
5- 3	0- 0	0- 0	CONFERENCE	0- 0	2- 0	3- 3			
4- 1	0- 0	0- 0	HOME	0- 0	2- 0	2- 1			
1- 2	0- 0	0- 0	AWAY	0- 0	0- 0	1- 2			
0- 0	0- 0	0- 0	NEUTRAL	0- 0	0- 0	0- 0			

RPI S	Opponent	Score	RPI S	Opponent	Score	RPI S	Opponent	Score	RPI S	Opponent	Score	Team's RPI: 194
						60	A St. Mary's (CA)	62 65	101	A San Diego	52 69	
						65	H Fresno St.	76 79	104	H UC Davis	87 65	
						79	A Sacred Heart	69 89	116	A San Diego St.	78 79	
									123	H Pacific	74 64	
									127	A LIU Brooklyn	61 69	
									133	A Oregon	93 102	
									139	H Pepperdine	78 80	
									170	A Cal St. Northridge	77 79	
									211	H UC Santa Barbara	61 58	
									232	A Loyola Marymount	72 73	
									237	A Cal St. Fullerton	76 69	
									246	H UC Irvine	60 62	
									259	A San Francisco	82 66	
									261	H San Jose St.	71 55	
									262	A Long Beach St.	67 74	
									274	H Austin Peay	79 69	
									292	H UC Riverside	71 43	
LAST 12 Division I GAMES:												
			104	H UC Davis	87 65				237	A Cal St. Fullerton	76 69	
			123	H Pacific	74 64				211	H UC Santa Barbara	61 58	
			262	A Long Beach St.	67 74				116	A San Diego St.	78 79	
			170	A Cal St. Northridge	77 79				232	A Loyola Marymount	72 73	
			246	H UC Irvine	60 62				101	A San Diego	52 69	
			292	H UC Riverside	71 43				127	A LIU Brooklyn	61 69	

Non-Div I Games:

Cal Poly

Average RPI Win:	236	WON-LOST	WINNING	LAST 12	STRENGTH OF	OPP. STRENGTH	TEAM	ADJ.	CONF.	ADJ CONF.
Average RPI Loss:	183	RECORD	PCT. RANK	GAMES	SCHEDULE	OF SCHEDULE	RPI	RPI	RPI	RPI
DIV. I ONLY	9- 11	201	6- 6	307	184	237	237	21	21	
DIV. I NON-CONF.	7- 5	122	4- 0	315	163	246	246	20	20	
TOTALS	RPI 1-25	RPI 26-50	W-L RECORDS	RPI 51-100	RPI 101-150	RPI 150+				
9- 11	0- 0	0- 1	OVERALL	0- 1	2- 1	7- 8				
4- 4	0- 0	0- 1	HOME	0- 0	1- 0	3- 3				
5- 6	0- 0	0- 0	AWAY	0- 1	1- 1	4- 4				
0- 1	0- 0	0- 0	NEUTRAL	0- 0	0- 0	0- 1				
7- 5	0- 0	0- 1	NON-CONFERENCE	0- 1	1- 0	6- 3				
3- 1	0- 0	0- 1	HOME	0- 0	1- 0	2- 0				
4- 3	0- 0	0- 0	AWAY	0- 1	0- 0	4- 2				
0- 1	0- 0	0- 0	NEUTRAL	0- 0	0- 0	0- 1				
2- 6	0- 0	0- 0	CONFERENCE	0- 0	1- 1	1- 5				
1- 3	0- 0	0- 0	HOME	0- 0	0- 0	1- 3				
1- 3	0- 0	0- 0	AWAY	0- 0	1- 1	0- 2				
0- 0	0- 0	0- 0	NEUTRAL	0- 0	0- 0	0- 0				

RPI S	Opponent	Score	RPI S	Opponent	Score	RPI S	Opponent	Score	RPI S	Opponent	Score	Team's RPI: 237
31	H Gonzaga	60 73	51	A Arizona St.	49 63	104	A UC Davis	58 50	123	A Pacific	67 72	
						139	H Pepperdine	65 51	165	A SMU	63 75	
						170	H Cal St. Northridge	56 62	194	H Cal Poly	69 76	
						211	H UC Santa Barbara	37 39	232	H Loyola Marymount	79 52	
						245	N Tennessee St.	48 61	246	A UC Irvine	68 73	
						259	A San Francisco	55 50	261	A San Jose St.	81 65	
						262	H Long Beach St.	74 53	276	H Nevada	76 74	
						282	A Northern Ariz.	54 64	289	A Sacramento St.	81 64	
						292	A UC Riverside	65 69	303	A CSU Bakersfield	67 58	
LAST 12 Division I GAMES:												
262	H Long Beach St.	74 53	194	H Cal Poly	69 76							
170	H Cal St. Northridge	56 62	104	A UC Davis	58 50							
292	A UC Riverside	65 69	123	A Pacific	67 72							
246	A UC Irvine	68 73	261	A San Jose St.	81 65							
303	A CSU Bakersfield	67 58	259	A San Francisco	55 50							
211	H UC Santa Barbara	37 39	276	H Nevada	76 74							

Non-Div I Games:

Cal St. Fullerton

■ Loss, 
 ■ Non-Conf, 
 ■ S Site, 
 ■ H Home 
 ■ A Away 
 N Neutral

Average RPI Win:	233	WON-LOST	WINNING	LAST 12	STRENGTH OF	OPP. STRENGTH	TEAM	ADJ.	CONF.	ADJ CONF.
Average RPI Loss:	133	RECORD	PCT. RANK	GAMES	SCHEDULE	OF SCHEDULE	RPI	RPI	RPI	RPI
DIV. I ONLY	12- 9	127	7- 4	270	139	170	170	21	21	
DIV. I NON-CONF.	6- 7	181	1- 2	280	84	166	166	20	20	
TOTALS	RPI 1-25	RPI 26-50	W-L RECORDS	RPI 51-100	RPI 101-150	RPI 150+				
12- 9	0- 0	0- 0	OVERALL	1- 2	1- 4	10- 3				
7- 3	0- 0	0- 0	HOME	1- 1	0- 0	6- 2				
5- 6	0- 0	0- 0	AWAY	0- 1	1- 4	4- 1				
0- 0	0- 0	0- 0	NEUTRAL	0- 0	0- 0	0- 0				
6- 7	0- 0	0- 0	NON-CONFERENCE	1- 2	0- 3	5- 2				
4- 2	0- 0	0- 0	HOME	1- 1	0- 0	3- 1				
2- 5	0- 0	0- 0	AWAY	0- 1	0- 3	2- 1				
0- 0	0- 0	0- 0	NEUTRAL	0- 0	0- 0	0- 0				
6- 2	0- 0	0- 0	CONFERENCE	0- 0	1- 1	5- 1				
3- 1	0- 0	0- 0	HOME	0- 0	0- 0	3- 1				
3- 1	0- 0	0- 0	AWAY	0- 0	1- 1	2- 0				
0- 0	0- 0	0- 0	NEUTRAL	0- 0	0- 0	0- 0				

RPI S	Opponent	Score	RPI S	Opponent	Score	RPI S	Opponent	Score	RPI S	Opponent	Score	Team's RPI: 170
						65	H Fresno St.	61 70	103	A Washington	67 73	
						71	A Oregon St.	63 83	104	A UC Davis	53 55	
						72	H West Virginia	48 47	123	A Pacific	72 68	
									133	A Oregon	75 79	
									139	A Pepperdine	64 68	
									177	A Portland	66 73	
									194	H Cal Poly	79 77	
									196	H Santa Clara	72 90	
									211	H UC Santa Barbara	67 71	
									232	A Loyola Marymount	79 62	
									237	A Cal St. Fullerton	62 56	
									246	H UC Irvine	55 49	
									259	A San Francisco	67 59	
									261	H San Jose St.	85 55	
									262	A Long Beach St.	57 50	
									292	H UC Riverside	63 55	
									303	H CSU Bakersfield	54 52	
									312	H Colgate	71 60	
LAST 12 Division I GAMES:												
303	H	CSU Bakersfield	54	52	262	A	Long Beach St.	57	50			
237	A	Cal St. Fullerton	62	56	292	H	UC Riverside	63	55			
211	H	UC Santa Barbara	67	71	246	H	UC Irvine	55	49			
194	H	Cal Poly	79	77	177	A	Portland	66	73			
123	A	Pacific	72	68	133	A	Oregon	75	79			
104	A	UC Davis	53	55	65	H	Fresno St.	61	70			

Non-Div I Games:

Cal St. Northridge

■ Loss, 
■ Non-Conf, 
■ S Site, 
■ H Home 
■ A Away 
N Neutral

## California

Through Games Of Sunday, January 29, 2012

Average RPI Win:	145	WON-LOST	WINNING	LAST 12	STRENGTH OF	OPP. STRENGTH	TEAM	ADJ.	CONF.	ADJ CONF.
Average RPI Loss:	28	RECORD	PCT. RANK	GAMES	SCHEDULE	OF SCHEDULE	RPI	RPI	RPI	RPI
DIV. I ONLY	15- 6	63	8- 4	64	13	35	35	5	5	
DIV. I NON-CONF.	9- 3	62	2- 1	106	17	49	49	6	6	
TOTALS	RPI 1-25	RPI 26-50	W-L RECORDS	RPI 51-100	RPI 101-150	RPI 150+				
15- 6	0- 3	1- 1	OVERALL	6- 2	3- 0	5- 0				
10- 1	0- 1	0- 0	HOME	4- 0	2- 0	4- 0				
4- 4	0- 2	0- 1	AWAY	2- 1	1- 0	1- 0				
1- 1	0- 0	1- 0	NEUTRAL	0- 1	0- 0	0- 0				
9- 3	0- 2	1- 0	NON-CONFERENCE	3- 1	0- 0	5- 0				
6- 1	0- 1	0- 0	HOME	2- 0	0- 0	4- 0				
2- 1	0- 1	0- 0	AWAY	1- 0	0- 0	1- 0				
1- 1	0- 0	1- 0	NEUTRAL	0- 1	0- 0	0- 0				
6- 3	0- 1	0- 1	CONFERENCE	3- 1	3- 0	0- 0				
4- 0	0- 0	0- 0	HOME	2- 0	2- 0	0- 0				
2- 3	0- 1	0- 1	AWAY	1- 1	1- 0	0- 0				
0- 0	0- 0	0- 0	NEUTRAL	0- 0	0- 0	0- 0				

RPI 1-25				RPI 26-50				Team's RPI: 35	RPI 51-100				RPI 101+			
RPI	S	Opponent	Score	RPI	S	Opponent	Score		RPI	S	Opponent	Score	RPI	S	Opponent	Score
4	A	Stanford	71 74	32	A	Southern California	54 74		52	N	Texas	60 61	103	H	Washington	71 47
10	A	Rutgers	70 73	44	N	Virginia	59 50		53	A	UCLA	55 60	132	A	Utah	63 56
14	H	Ohio St.	75 77						59	H	Washington St.	60 55	133	H	Oregon	90 67
									60	A	St. Mary's (CA)	65 55	196	H	Santa Clara	75 58
									71	H	Oregon St.	73 56	215	A	Hawaii	69 54
									94	H	UNLV	70 48	280	H	Dartmouth	80 39
									95	A	Colorado	68 55	289	H	Sacramento St.	85 61
									97	H	Illinois	80 56	303	H	CSU Bakersfield	86 56
LAST 12 Division I GAMES:																
4	A	Stanford	71 74	71	H	Oregon St.	73 56		32	A	Southern California	54 74				
59	H	Washington St.	60 55	53	A	UCLA	55 60		280	H	Dartmouth	80 39				
103	H	Washington	71 47	14	H	Ohio St.	75 77		196	H	Santa Clara	75 58				
132	A	Utah	63 56													
95	A	Colorado	68 55													
133	H	Oregon	90 67													

Non-Div I Games:

California

■ Loss, 
 ■ Non-Conf, S Site, 
 ■ Home 
 ■ Away 
 N Neutral

Average RPI Win:	295	WON-LOST	WINNING	LAST 12	STRENGTH OF	OPP. STRENGTH	TEAM	ADJ.	CONF.	ADJ CONF.
Average RPI Loss:	163	RECORD	PCT. RANK	GAMES	SCHEDULE	OF SCHEDULE	RPI	RPI	RPI	RPI
DIV. I ONLY	10- 7	120	6- 6	323	336	188	188	27	27	
DIV. I NON-CONF.	5- 4	136	1- 3	326	333	211	211	31	31	
TOTALS	RPI 1-25	RPI 26-50	W-L RECORDS	RPI 51-100	RPI 101-150	RPI 150+				
10- 7	0- 0	0- 0	OVERALL	0- 1	0- 3	10- 3				
6- 0	0- 0	0- 0	HOME	0- 0	0- 0	6- 0				
2- 7	0- 0	0- 0	AWAY	0- 1	0- 3	2- 3				
2- 0	0- 0	0- 0	NEUTRAL	0- 0	0- 0	2- 0				
5- 4	0- 0	0- 0	NON-CONFERENCE	0- 1	0- 1	5- 2				
2- 0	0- 0	0- 0	HOME	0- 0	0- 0	2- 0				
1- 4	0- 0	0- 0	AWAY	0- 1	0- 1	1- 2				
2- 0	0- 0	0- 0	NEUTRAL	0- 0	0- 0	2- 0				
5- 3	0- 0	0- 0	CONFERENCE	0- 0	0- 2	5- 1				
4- 0	0- 0	0- 0	HOME	0- 0	0- 0	4- 0				
1- 3	0- 0	0- 0	AWAY	0- 0	0- 2	1- 1				
0- 0	0- 0	0- 0	NEUTRAL	0- 0	0- 0	0- 0				

RPI 1-25			RPI 26-50			RPI 51-100			RPI 101+ Team's RPI: 188		
RPI	S	Opponent	Score	RPI	S	Opponent	Score	RPI	S	Opponent	Score
						67 A UNC Wilmington	73 79	122 A Stetson		55 70	
								126 A High Point		65 77	
								142 A Liberty		61 90	
								207 H Charleston So.		70 56	
								210 A Georgia St.		56 70	
								212 A Elon		88 89	
								265 A Radford		70 80	
								277 H Longwood		48 33	
								279 H Western Caro.		59 43	
								286 N Eastern Ky.		64 52	
								291 A Presbyterian		53 44	
								294 H Coastal Caro.		58 55	
								319 H Gardner-Webb		62 52	
								324 N Bethune-Cookman		62 46	
								327 H UNC Asheville		82 62	
								342 A N.C. Central		59 41	
LAST 12 Division I GAMES:											
291 A Presbyterian		53 44	327 H UNC Asheville		82 62						
294 H Coastal Caro.		58 55	319 H Gardner-Webb		62 52						
207 H Charleston So.		70 56	324 N Bethune-Cookman		62 46						
126 A High Point		65 77	122 A Stetson		55 70						
142 A Liberty		61 90	212 A Elon		88 89						
265 A Radford		70 80	67 A UNC Wilmington		73 79						

Non-Div I Games: Montreat 75 58 Winston-Salem 72 60

Campbell

Loss, Non-Conf, S Site, H Home A Away N Neutral



Average RPI Win:	251	WON-LOST	WINNING	LAST 12	STRENGTH OF	OPP. STRENGTH	TEAM	ADJ.	CONF.	ADJ CONF.
Average RPI Loss:	135	RECORD	PCT. RANK	GAMES	SCHEDULE	OF SCHEDULE	RPI	RPI	RPI	RPI
DIV. I ONLY	10- 11	183	6- 6	234	217	198	198	22	22	
DIV. I NON-CONF.	6- 5	141	2- 0	202	194	187	187	21	21	
TOTALS	RPI 1-25	RPI 26-50	W-L RECORDS	RPI 51-100	RPI 101-150	RPI 150+				
10- 11	0- 2	0- 1	OVERALL	0- 2	1- 1	9- 5				
7- 3	0- 1	0- 0	HOME	0- 1	1- 0	6- 1				
3- 8	0- 1	0- 1	AWAY	0- 1	0- 1	3- 4				
0- 0	0- 0	0- 0	NEUTRAL	0- 0	0- 0	0- 0				
6- 5	0- 2	0- 0	NON-CONFERENCE	0- 2	1- 0	5- 1				
3- 2	0- 1	0- 0	HOME	0- 1	1- 0	2- 0				
3- 3	0- 1	0- 0	AWAY	0- 1	0- 0	3- 1				
0- 0	0- 0	0- 0	NEUTRAL	0- 0	0- 0	0- 0				
4- 6	0- 0	0- 1	CONFERENCE	0- 0	0- 1	4- 4				
4- 1	0- 0	0- 0	HOME	0- 0	0- 0	4- 1				
0- 5	0- 0	0- 1	AWAY	0- 0	0- 1	0- 3				
0- 0	0- 0	0- 0	NEUTRAL	0- 0	0- 0	0- 0				

RPI 1-25				RPI 26-50				RPI 51-100				RPI 101+ Team's RPI: 198			
RPI	S	Opponent	Score	RPI	S	Opponent	Score	RPI	S	Opponent	Score	RPI	S	Opponent	Score
14	A	Ohio St.	41 84	47	A	Marist	57 69	66	A	Towson	50 64	110	A	Fairfield	43 55
23	H	St. Bonaventure	58 74					86	H	Eastern Mich.	53 65	120	H	Albany (NY)	64 60
												178	A	Iona	67 77
												178	H	Iona	85 74
												189	A	Manhattan	51 73
												206	A	Buffalo	57 62
												217	H	Loyola Maryland	65 55
												241	A	Md.-East. Shore	45 43
												247	H	Cornell	62 45
												248	H	Rider	60 54
												266	H	Niagara	60 66
												285	A	Kent St.	81 64
												305	A	Siena	61 67
												312	H	Colgate	63 42
												323	H	Saint Peter's	59 54
												339	A	Bucknell	55 47
LAST 12 Division I GAMES:															
248	H	Rider	60 54	178	H	Iona	85 74								
217	H	Loyola Maryland	65 55	323	H	Saint Peter's	59 54								
178	A	Iona	67 77	47	A	Marist	57 69								
266	H	Niagara	60 66	305	A	Siena	61 67								
110	A	Fairfield	43 55	247	H	Cornell	62 45								
189	A	Manhattan	51 73	120	H	Albany (NY)	64 60								

Non-Div I Games:

Canisius

Central Ark.

Through Games Of Sunday, January 29, 2012

Average RPI Win:	206	WON-LOST	WINNING	LAST 12	STRENGTH OF	OPP. STRENGTH	TEAM	ADJ.	CONF.	ADJ CONF.
Average RPI Loss:	95	RECORD	PCT. RANK	GAMES	SCHEDULE	OF SCHEDULE	RPI	RPI	RPI	RPI
DIV. I ONLY	12- 4	44	9- 2	190	149	87	87	24	24	
DIV. I NON-CONF.	6- 3	89	3- 1	167	67	72	72	23	23	
TOTALS	RPI 1-25	RPI 26-50	W-L RECORDS	RPI 51-100	RPI 101-150	RPI 150+				
12- 4	0- 1	0- 1	OVERALL	0- 0	5- 1	7- 1				
8- 0	0- 0	0- 0	HOME	0- 0	3- 0	5- 0				
2- 2	0- 0	0- 1	AWAY	0- 0	1- 0	1- 1				
2- 2	0- 1	0- 0	NEUTRAL	0- 0	1- 1	1- 0				
6- 3	0- 1	0- 1	NON-CONFERENCE	0- 0	2- 1	4- 0				
4- 0	0- 0	0- 0	HOME	0- 0	1- 0	3- 0				
0- 1	0- 0	0- 1	AWAY	0- 0	0- 0	0- 0				
2- 2	0- 1	0- 0	NEUTRAL	0- 0	1- 1	1- 0				
6- 1	0- 0	0- 0	CONFERENCE	0- 0	3- 0	3- 1				
4- 0	0- 0	0- 0	HOME	0- 0	2- 0	2- 0				
2- 1	0- 0	0- 0	AWAY	0- 0	1- 0	1- 1				
0- 0	0- 0	0- 0	NEUTRAL	0- 0	0- 0	0- 0				

RPI 1-25				RPI 26-50				RPI 51-100				Team's RPI: 87		RPI 101+			
RPI	S	Opponent	Score	RPI	S	Opponent	Score	RPI	S	Opponent	Score			RPI	S	Opponent	Score
19	N	Georgia Tech	61 67	48	A	Texas Tech	43 76							106	H	McNeese St.	71 70
														126	N	High Point	69 56
														130	H	UT Martin	69 65
														149	N	UMKC	60 64
														150	A	Lamar	62 37
														150	H	Lamar	63 53
														164	A	Stephen F. Austin	45 54
														172	H	Alabama	58 46
														181	H	Indiana	58 46
														240	A	Nicholls St.	66 59
														250	N	La.-Monroe	73 55
														315	H	Ark.-Pine Bluff	61 38
														320	H	Northwestern St.	84 43
														329	H	Southeastern La.	71 54
LAST 12 Division I GAMES:																	
				106	H	McNeese St.	71 70					150	A	Lamar		62 37	
				329	H	Southeastern La.	71 54					315	H	Ark.-Pine Bluff		61 38	
				150	H	Lamar	63 53					19	N	Georgia Tech		61 67	
				240	A	Nicholls St.	66 59					126	N	High Point		69 56	
				320	H	Northwestern St.	84 43					130	H	UT Martin		69 65	
				164	A	Stephen F. Austin	45 54					149	N	UMKC		60 64	

Non-Div I Games: Paul Quinn 92 35 Philander Smith 94 25 Central Baptist 79 48 Ecclesia 90 36 Central Ark.

Loss, Non-Conf, S Site, H Home A Away N Neutral

General Conf. Tot.				Through Games of Sunday, January 19, 1912					
Average RPI Win: 250	WON-LOST	WINNING	LAST 12	STRENGTH OF	OPP. STRENGTH	TEAM	ADJ.	CONF.	ADJ CONF.
Average RPI Loss: 116	RECORD	PCT. RANK	GAMES	SCHEDULE	OF SCHEDULE	RPI	RPI	RPI	RPI
DIV. I ONLY	10- 10	165	4- 8	215	181	187	187	20	20
DIV. I NON-CONF.	6- 5	141	0- 4	267	90	209	209	25	25
-----									
TOTALS	RPI 1-25	RPI 26-50	W-L RECORDS	RPI 51-100	RPI 101-150	RPI 150+			
10- 10	0- 0	0- 2	OVERALL	0- 4	1- 0	9- 4			
6- 4	0- 0	0- 0	HOME	0- 1	1- 0	5- 3			
4- 5	0- 0	0- 1	AWAY	0- 2	0- 0	4- 1			
0- 1	0- 0	0- 0	NEUTRAL	0- 1	0- 0	0- 0			
6- 5	0- 0	0- 2	NON-CONFERENCE	0- 2	1- 0	5- 1			
5- 0	0- 0	0- 0	HOME	0- 0	1- 0	4- 0			
1- 4	0- 0	0- 2	AWAY	0- 1	0- 0	1- 1			
0- 1	0- 0	0- 0	NEUTRAL	0- 1	0- 0	0- 0			
4- 5	0- 0	0- 0	CONFERENCE	0- 2	0- 0	4- 3			
1- 4	0- 0	0- 0	HOME	0- 1	0- 0	1- 3			
3- 1	0- 0	0- 0	AWAY	0- 1	0- 0	3- 0			
0- 0	0- 0	0- 0	NEUTRAL	0- 0	0- 0	0- 0			

RPI 1-25				RPI 26-50				RPI 51-100				RPI 101+				Team's RPI: 187	
RPI	S	Opponent	Score	RPI	S	Opponent	Score	RPI	S	Opponent	Score	RPI	S	Opponent	Score		
				33	A	James Madison	64 71	79	A	Sacred Heart	57 63	134	H	Holy Cross	63 54		
				38	A	Hofstra	60 67	79	H	Sacred Heart	40 53	161	H	Saint Francis (PA)	47 57		
								84	N	Auburn	40 49	185	A	Boston College	49 57		
								100	A	Hartford	56 65	193	H	New Hampshire	83 44		
												195	H	Robert Morris	72 86		
												205	A	Bryant	75 62		
												205	H	Bryant	62 68		
												215	A	Massachusetts	58 55		
												221	A	Mt. St. Mary's	73 63		
												269	H	Fairleigh Dickinson	51 49		
												305	H	Siena	51 47		
												311	H	Maine	53 48		
												318	H	Rhode Island	50 45		
												332	A	Wagner	69 57		
LAST 12 Division I GAMES:																	
				269	H	Fairleigh Dickinson	51 49	195	H	Robert Morris	72 86						
				205	A	Bryant	75 62	185	A	Boston College	49 57						
				79	A	Sacred Heart	57 63	205	H	Bryant	62 68						
				221	A	Mt. St. Mary's	73 63	84	N	Auburn	40 49						
				332	A	Wagner	69 57	38	A	Hofstra	60 67						
				161	H	Saint Francis (PA)	47 57	33	A	James Madison	64 71						

Non-Div I Games:

Central Conn. St.

Loss, Non-Conf, S Site, H Home A Away N Neutral

## Central Mich.

## Through Games Of Sunday, January 29, 2012

Average RPI Win:	208	WON-LOST	WINNING	LAST 12	STRENGTH OF	OPP. STRENGTH	TEAM	ADJ.	CONF.	ADJ CONF.
Average RPI Loss:	127	RECORD	PCT. RANK	GAMES	SCHEDULE	OF SCHEDULE	RPI	RPI	RPI	RPI
DIV. I ONLY	11- 10	157	7- 5	147	155	145	145	12	12	
DIV. I NON-CONF.	7- 6	153	3- 1	117	132	126	126	12	12	
<hr/>										
TOTALS	RPI 1-25	RPI 26-50	W-L RECORDS	RPI 51-100	RPI 101-150	RPI 150+				
11- 10	1- 0	0- 0	OVERALL	1- 6	1- 1	8- 3				
4- 3	1- 0	0- 0	HOME	0- 2	0- 1	3- 0				
4- 5	0- 0	0- 0	AWAY	1- 2	1- 0	2- 3				
3- 2	0- 0	0- 0	NEUTRAL	0- 2	0- 0	3- 0				
7- 6	1- 0	0- 0	NON-CONFERENCE	1- 3	1- 1	4- 2				
1- 2	1- 0	0- 0	HOME	0- 1	0- 1	0- 0				
3- 2	0- 0	0- 0	AWAY	1- 0	1- 0	1- 2				
3- 2	0- 0	0- 0	NEUTRAL	0- 2	0- 0	3- 0				
4- 4	0- 0	0- 0	CONFERENCE	0- 3	0- 0	4- 1				
3- 1	0- 0	0- 0	HOME	0- 1	0- 0	3- 0				
1- 3	0- 0	0- 0	AWAY	0- 2	0- 0	1- 1				
0- 0	0- 0	0- 0	NEUTRAL	0- 0	0- 0	0- 0				

RPI 1-25				RPI 26-50				RPI 51-100				RPI 101+ Team's RPI: 145			
RPI	S	Opponent	Score	RPI	S	Opponent	Score	RPI	S	Opponent	Score	RPI	S	Opponent	Score
17	H	Purdue	75 62					68	H	Bowling Green	72 77	146	H	Bradley	79 86
								75	N	Hampton	51 77	147	A	Wright St.	65 60
								83	N	South Fla.	80 86	151	A	Pittsburgh	70 77
								85	H	Northwestern	60 69	171	A	Ole Miss	78 75
								86	A	Eastern Mich.	60 73	195	A	Robert Morris	55 64
								92	A	Wichita St.	58 49	219	A	Northern Ill.	86 67
								98	A	Toledo	53 58	227	N	Col. of Charleston	72 69
												242	H	Ohio	67 53
												255	H	Ball St.	84 66
												277	N	Longwood	70 59
												285	A	Kent St.	64 67
												317	H	Western Mich.	93 85
												326	N	Southeast Mo. St.	100 59
<hr/>															
LAST 12 Division I GAMES:															
68	H	Bowling Green	72 77	98	A	Toledo	53 58	219	A	Northern Ill.	86 67	227	N	Col. of Charleston	72 69
242	H	Ohio	67 53	75	N	Hampton	51 77	147	A	Wright St.	65 60	277	N	Longwood	70 59
285	A	Kent St.	64 67												
86	A	Eastern Mich.	60 73												
255	H	Ball St.	84 66												
317	H	Western Mich.	93 85												

Non-Div I Games: Alas. Anchorage 90 84

Central Mich.

■ Loss, 
■ Non-Conf, 
■ S Site, 
■ H Home 
■ A Away 
N Neutral

Average RPI Win:	260	WON-LOST	WINNING	LAST 12	STRENGTH OF	OPP. STRENGTH	TEAM	ADJ.	CONF.	ADJ CONF.
Average RPI Loss:	177	RECORD	PCT. RANK	GAMES	SCHEDULE	OF SCHEDULE	RPI	RPI	RPI	RPI
DIV. I ONLY	9- 8	148	6- 6	306	265	207	207	27	27	
DIV. I NON-CONF.	4- 4	160	1- 2	306	153	205	205	31	31	
TOTALS	RPI 1-25	RPI 26-50	W-L RECORDS	RPI 51-100	RPI 101-150	RPI 150+				
9- 8	0- 0	0- 1	OVERALL	0- 1	0- 2	9- 4				
5- 2	0- 0	0- 0	HOME	0- 1	0- 1	5- 0				
3- 6	0- 0	0- 0	AWAY	0- 0	0- 1	3- 4				
1- 0	0- 0	0- 0	NEUTRAL	0- 0	0- 0	1- 0				
4- 4	0- 0	0- 1	NON-CONFERENCE	0- 1	0- 0	4- 2				
1- 1	0- 0	0- 0	HOME	0- 1	0- 0	1- 0				
2- 3	0- 0	0- 1	AWAY	0- 0	0- 0	2- 2				
1- 0	0- 0	0- 0	NEUTRAL	0- 0	0- 0	1- 0				
5- 4	0- 0	0- 0	CONFERENCE	0- 0	0- 2	5- 2				
4- 1	0- 0	0- 0	HOME	0- 0	0- 1	4- 0				
1- 3	0- 0	0- 0	AWAY	0- 0	0- 1	1- 2				
0- 0	0- 0	0- 0	NEUTRAL	0- 0	0- 0	0- 0				

RPI 1-25			RPI 26-50			RPI 51-100			RPI 101+			Team's RPI: 207
RPI	S	Opponent	Score	RPI	S	Opponent	Score	RPI	S	Opponent	Score	
				40	A	Florida	59 83	67	H	UNC Wilmington	70 72	
								126	A	High Point	58 84	
								142	H	Liberty	64 79	
								173	H	Furman	80 78	
								188	A	Campbell	56 70	
								224	A	Clemson	82 77	
								227	A	Col. of Charleston	64 45	
								233	H	Winthrop	83 78	
								243	A	South Carolina St.	65 68	
								265	H	Radford	79 69	
								279	A	Western Caro.	65 69	
								291	H	Presbyterian	76 67	
								294	H	Coastal Caro.	69 66	
								311	N	Maine	78 63	
								319	A	Gardner-Webb	63 53	
								327	A	UNC Asheville	68 75	
LAST 12 Division I GAMES:												
294	H	Coastal Caro.	69 66	319	A	Gardner-Webb	63 53					
126	A	High Point	58 84	233	H	Winthrop	83 78					
188	A	Campbell	56 70	291	H	Presbyterian	76 67					
142	H	Liberty	64 79	311	N	Maine	78 63					
265	H	Radford	79 69	40	A	Florida	59 83					
327	A	UNC Asheville	68 75	67	H	UNC Wilmington	70 72					

Non-Div I Games: Southern Wesleyan 115 57 Voorhees 67 39 Bluefield Col. 81 43

Charleston So.

Average RPI Win: <b>198</b>	WON-LOST	WINNING	LAST 12	STRENGTH OF	OPP. STRENGTH	TEAM	ADJ.	CONF.	ADJ CONF.
Average RPI Loss: <b>58</b>	RECORD	PCT. RANK	GAMES	SCHEDULE	OF SCHEDULE	RPI	RPI	RPI	RPI
DIV. I ONLY	13- 8	99	8- 4	114	87	93	93	8	8
DIV. I NON-CONF.	8- 6	129	3- 2	90	87	85	85	8	8
TOTALS	RPI 1-25	RPI 26-50	W-L RECORDS	RPI 51-100	RPI 101-150	RPI 150+			
13- 8	0- 2	0- 2	OVERALL	0- 3	3- 1	10- 0			
7- 2	0- 1	0- 0	HOME	0- 1	1- 0	6- 0			
5- 4	0- 1	0- 1	AWAY	0- 1	1- 0	4- 0			
1- 2	0- 0	0- 1	NEUTRAL	0- 1	1- 0	0- 0			
8- 6	0- 1	0- 1	NON-CONFERENCE	0- 3	2- 1	6- 0			
5- 1	0- 0	0- 0	HOME	0- 1	0- 0	5- 0			
2- 3	0- 1	0- 0	AWAY	0- 1	1- 1	1- 0			
1- 2	0- 0	0- 1	NEUTRAL	0- 1	1- 0	0- 0			
5- 2	0- 1	0- 1	CONFERENCE	0- 0	1- 0	4- 0			
2- 1	0- 1	0- 0	HOME	0- 0	1- 0	1- 0			
3- 1	0- 0	0- 1	AWAY	0- 0	0- 0	3- 0			
0- 0	0- 0	0- 0	NEUTRAL	0- 0	0- 0	0- 0			

RPI 1-25				RPI 26-50				RPI 51-100 Team's RPI: 93				RPI 101+			
RPI	S	Opponent	Score	RPI	S	Opponent	Score	RPI	S	Opponent	Score	RPI	S	Opponent	Score
14	A	Ohio St.	58 88	40	N	Florida	73 82	55	A	Florida St.	62 64	111	A	VCU	68 58
23	H	St. Bonaventure	63 68	50	A	Temple	55 65	67	H	UNC Wilmington	73 74	120	N	Albany (NY)	61 59
								84	N	Auburn	58 68	127	A	LIU Brooklyn	72 81
												136	H	La Salle	77 66
												155	A	Virginia Tech	71 65
												173	H	Furman	89 53
												183	A	Fordham	61 41
												202	A	Xavier	58 54
												212	H	Elon	89 58
												218	A	George Washington	61 60
												226	H	Arkansas St.	78 48
												268	H	Saint Louis	61 52
												278	H	N.C. A&T	87 63
												291	H	Presbyterian	58 42
LAST 12 Division I GAMES:															
50	A	Temple	55 65	202	A	Xavier	58 54								
183	A	Fordham	61 41	173	H	Furman	89 53								
23	H	St. Bonaventure	63 68	120	N	Albany (NY)	61 59								
136	H	La Salle	77 66	84	N	Auburn	58 68								
218	A	George Washington	61 60	278	H	N.C. A&T	87 63								
268	H	Saint Louis	61 52	14	A	Ohio St.	58 88								

Non-Div I Games:

Charlotte

■ Loss, 
■ Non-Conf, 
■ S Site, 
■ H Home 
■ A Away 
N Neutral

## Chattanooga

Through Games Of Sunday, January 29, 2012

Average RPI Win:	232	WON-LOST	WINNING	LAST 12	STRENGTH OF	OPP. STRENGTH	TEAM	ADJ.	CONF.	ADJ CONF.
Average RPI Loss:	63	RECORD	PCT. RANK	GAMES	SCHEDULE	OF SCHEDULE	RPI	RPI	RPI	RPI
DIV. I ONLY	14- 6	72	9- 3	137	138	69	69	18	18	
DIV. I NON-CONF.	5- 4	136	2- 1	34	21	26	26	22	22	
TOTALS	RPI 1-25	RPI 26-50	W-L RECORDS	RPI 51-100	RPI 101-150	RPI 150+				
14- 6	0- 2	0- 0	OVERALL	0- 3	3- 1	11- 0				
8- 0	0- 0	0- 0	HOME	0- 0	2- 0	6- 0				
6- 4	0- 2	0- 0	AWAY	0- 1	1- 1	5- 0				
0- 2	0- 0	0- 0	NEUTRAL	0- 2	0- 0	0- 0				
5- 4	0- 2	0- 0	NON-CONFERENCE	0- 2	2- 0	3- 0				
3- 0	0- 0	0- 0	HOME	0- 0	1- 0	2- 0				
2- 2	0- 2	0- 0	AWAY	0- 0	1- 0	1- 0				
0- 2	0- 0	0- 0	NEUTRAL	0- 2	0- 0	0- 0				
9- 2	0- 0	0- 0	CONFERENCE	0- 1	1- 1	8- 0				
5- 0	0- 0	0- 0	HOME	0- 0	1- 0	4- 0				
4- 2	0- 0	0- 0	AWAY	0- 1	0- 1	4- 0				
0- 0	0- 0	0- 0	NEUTRAL	0- 0	0- 0	0- 0				

RPI 1-25				RPI 26-50				RPI 51-100 Team's RPI: 69				RPI 101+			
RPI	S	Opponent	Score	RPI	S	Opponent	Score	RPI	S	Opponent	Score	RPI	S	Opponent	Score
1	A	Baylor	31 91					64	N	Idaho St.	62 65	105	H	UAB	65 59
2	A	Tennessee	47 90					91	A	Appalachian St.	51 62	125	A	Davidson	52 56
								96	N	Cincinnati	50 51	131	H	Samford	74 68
												143	A	Indiana St.	75 54
												173	H	Furman	71 53
												212	A	Elon	59 46
												227	A	Col. of Charleston	58 44
												249	H	Kennesaw St.	76 39
												273	H	Belmont	75 42
												275	A	Ga. Southern	66 60
												279	H	Western Caro.	64 58
												283	A	East Tenn. St.	88 80
												297	A	UNC Greensboro	63 46
												297	H	UNC Greensboro	63 44
												307	H	Wofford	74 67
LAST 12 Division I GAMES:															
297	H	UNC Greensboro	63 44	275	A	Ga. Southern	66 60								
125	A	Davidson	52 56	227	A	Col. of Charleston	58 44								
91	A	Appalachian St.	51 62	2	A	Tennessee	47 90								
131	H	Samford	74 68	283	A	East Tenn. St.	88 80								
173	H	Furman	71 53	279	H	Western Caro.	64 58								
307	H	Wofford	74 67	273	H	Belmont	75 42								

Non-Div I Games:

Chattanooga

■ Loss, 
 ■ Non-Conf, 
 ■ S Site, 
 ■ H Home 
 ■ A Away 
 N Neutral

Average RPI Win:	316	WON-LOST	WINNING	LAST 12	STRENGTH OF	OPP. STRENGTH	TEAM	ADJ.	CONF.	ADJ CONF.
Average RPI Loss:	185	RECORD	PCT. RANK	GAMES	SCHEDULE	OF SCHEDULE	RPI	RPI	RPI	RPI
DIV. I ONLY	3- 17	320	3- 8	241	319	328	328	33	33	
DIV. I NON-CONF.	1- 15	336	1- 6	166	301	311	311	33	33	
TOTALS	RPI 1-25	RPI 26-50	W-L RECORDS	RPI 51-100	RPI 101-150	RPI 150+				
3- 17	0- 1	0- 0	OVERALL	0- 2	0- 2	3- 12				
2- 7	0- 0	0- 0	HOME	0- 1	0- 2	2- 4				
1- 8	0- 1	0- 0	AWAY	0- 1	0- 0	1- 6				
0- 2	0- 0	0- 0	NEUTRAL	0- 0	0- 0	0- 2				
1- 15	0- 1	0- 0	NON-CONFERENCE	0- 2	0- 2	1- 10				
1- 6	0- 0	0- 0	HOME	0- 1	0- 2	1- 3				
0- 7	0- 1	0- 0	AWAY	0- 1	0- 0	0- 5				
0- 2	0- 0	0- 0	NEUTRAL	0- 0	0- 0	0- 2				
2- 2	0- 0	0- 0	CONFERENCE	0- 0	0- 0	2- 2				
1- 1	0- 0	0- 0	HOME	0- 0	0- 0	1- 1				
1- 1	0- 0	0- 0	AWAY	0- 0	0- 0	1- 1				
0- 0	0- 0	0- 0	NEUTRAL	0- 0	0- 0	0- 0				

RPI	S	Opponent	Score	RPI	S	Opponent	Score	RPI	S	Opponent	Score	RPI	S	Opponent	Score	Team's RPI: 328
17	A	Purdue	49 76					75	H	Hampton	39 66	128	H	UNI	54 88	
								89	A	Miami (OH)	60 74	143	H	Indiana St.	59 67	
												167	A	Seattle	38 80	
												176	N	Marshall	48 72	
												199	A	Akron	48 82	
												214	H	Rice	50 77	
												219	H	Northern Ill.	40 73	
												220	H	Loyola Chicago	34 77	
												223	A	Tex.-Pan American	39 43	
												231	A	Milwaukee	48 79	
												242	A	Ohio	37 65	
												244	H	North Dakota	68 77	
												264	A	Southern Ill.	54 76	
												286	N	Eastern Ky.	56 67	
												290	H	Utah Valley	69 42	
												317	H	Western Mich.	70 65	
												341	A	Houston Baptist	79 66	
LAST 12 Division I GAMES:																
244	H	North Dakota	68 77	89	A	Miami (OH)	60 74	143	H	Indiana St.	59 67	231	A	Milwaukee	48 79	
290	H	Utah Valley	69 42	219	H	Northern Ill.	40 73	317	H	Western Mich.	70 65	286	N	Eastern Ky.	56 67	
341	A	Houston Baptist	79 66	242	A	Ohio	37 65									
223	A	Tex.-Pan American	39 43	167	A	Seattle	38 80									
167	A	Seattle	38 80	199	A	Akron	48 82									

Non-Div I Games: Trinity Int'l 85 54

Chicago St.

■ Loss, 
 ■ Non-Conf, 
 ■ S Site, 
 ■ H Home 
 ■ A Away 
 N Neutral



Average RPI Win:	171	WON-LOST	WINNING	LAST 12	STRENGTH OF	OPP. STRENGTH	TEAM	ADJ.	CONF.	ADJ CONF.
Average RPI Loss:	64	RECORD	PCT. RANK	GAMES	SCHEDULE	OF SCHEDULE	RPI	RPI	RPI	RPI
DIV. I ONLY	10- 10	165	4- 7	53	42	96	96	2	2	
DIV. I NON-CONF.	9- 3	62	3- 1	194	156	178	178	2	2	
TOTALS	RPI 1-25	RPI 26-50	W-L RECORDS	RPI 51-100	RPI 101-150	RPI 150+				
10- 10	0- 5	1- 1	OVERALL	2- 2	2- 0	5- 2				
5- 4	0- 2	1- 1	HOME	0- 1	0- 0	4- 0				
2- 6	0- 3	0- 0	AWAY	0- 1	1- 0	1- 2				
3- 0	0- 0	0- 0	NEUTRAL	2- 0	1- 0	0- 0				
9- 3	0- 0	1- 0	NON-CONFERENCE	2- 1	1- 0	5- 2				
5- 0	0- 0	1- 0	HOME	0- 0	0- 0	4- 0				
1- 3	0- 0	0- 0	AWAY	0- 1	0- 0	1- 2				
3- 0	0- 0	0- 0	NEUTRAL	2- 0	1- 0	0- 0				
1- 7	0- 5	0- 1	CONFERENCE	0- 1	1- 0	0- 0				
0- 4	0- 2	0- 1	HOME	0- 1	0- 0	0- 0				
1- 3	0- 3	0- 0	AWAY	0- 0	1- 0	0- 0				
0- 0	0- 0	0- 0	NEUTRAL	0- 0	0- 0	0- 0				

RPI 1-25				RPI 26-50				RPI 51-100 Team's RPI: 96				RPI 101+			
RPI	S	Opponent	Score	RPI	S	Opponent	Score	RPI	S	Opponent	Score	RPI	S	Opponent	Score
3	A	Connecticut	37 80	41	H	St. John's (NY)	34 51	69	N	Chattanooga	51 50	124	A	Syracuse	55 54
5	H	Notre Dame	50 76	45	H	Dayton	75 64	73	N	South Dakota St.	55 22	126	N	High Point	62 40
10	A	Rutgers	47 58					83	H	South Fla.	55 58	155	A	Virginia Tech	66 55
15	A	Villanova	53 62					89	A	Miami (OH)	69 74	176	A	Marshall	47 55
16	H	Louisville	59 64									202	A	Xavier	60 69
												252	H	Morgan St.	64 60
												277	H	Longwood	70 54
												287	H	IPFW	74 42
												304	H	Evansville	64 34
LAST 12 Division I GAMES:															
124	A	Syracuse	55 54	83	H	South Fla.	55 58								
15	A	Villanova	53 62	126	N	High Point	62 40								
41	H	St. John's (NY)	34 51	155	A	Virginia Tech	66 55								
3	A	Connecticut	37 80	277	H	Longwood	70 54								
5	H	Notre Dame	50 76	89	A	Miami (OH)	69 74								
10	A	Rutgers	47 58	16	H	Louisville	59 64								

Non-Div I Games: Indianapolis 43 50

Cincinnati

## Clemson

Through Games Of Sunday, January 29, 2012

Average RPI Win: <b>199</b>	WON-LOST	WINNING	LAST 12	STRENGTH OF	OPP. STRENGTH	TEAM	ADJ.	CONF.	ADJ CONF.
Average RPI Loss: <b>102</b>	RECORD	PCT. RANK	GAMES	SCHEDULE	OF SCHEDULE	RPI	RPI	RPI	RPI
DIV. I ONLY	5- 14	289	2- 10	88	91	224	224	6	6
DIV. I NON-CONF.	4- 7	229	1- 3	208	235	295	295	4	4
TOTALS	RPI 1-25	RPI 26-50	W-L RECORDS	RPI 51-100	RPI 101-150	RPI 150+			
5- 14	0- 2	0- 2	OVERALL	0- 4	2- 2	3- 4			
3- 9	0- 2	0- 2	HOME	0- 2	1- 1	2- 2			
2- 5	0- 0	0- 0	AWAY	0- 2	1- 1	1- 2			
0- 0	0- 0	0- 0	NEUTRAL	0- 0	0- 0	0- 0			
4- 7	0- 0	0- 1	NON-CONFERENCE	0- 2	1- 1	3- 3			
3- 4	0- 0	0- 1	HOME	0- 1	1- 1	2- 1			
1- 3	0- 0	0- 0	AWAY	0- 1	0- 0	1- 2			
0- 0	0- 0	0- 0	NEUTRAL	0- 0	0- 0	0- 0			
1- 7	0- 2	0- 1	CONFERENCE	0- 2	1- 1	0- 1			
0- 5	0- 2	0- 1	HOME	0- 1	0- 0	0- 1			
1- 2	0- 0	0- 0	AWAY	0- 1	1- 1	0- 0			
0- 0	0- 0	0- 0	NEUTRAL	0- 0	0- 0	0- 0			

RPI 1-25				RPI 26-50				RPI 51-100				RPI 101+ Team's RPI: 224			
RPI	S	Opponent	Score	RPI	S	Opponent	Score	RPI	S	Opponent	Score	RPI	S	Opponent	Score
8	H	Duke	37 <b>81</b>	39	H	South Carolina	48 <b>65</b>	55	A	Florida St.	47 <b>59</b>	105	H	UAB	36 <b>51</b>
19	H	Georgia Tech	54 <b>63</b>	44	H	Virginia	47 <b>54</b>	62	H	North Carolina St.	46 <b>62</b>	113	A	Wake Forest	65 <b>94</b>
								74	A	Providence	63 <b>73</b>	114	A	North Carolina	52 47
								97	H	Illinois	50 <b>61</b>	125	H	Davidson	72 62
												155	H	Virginia Tech	33 <b>55</b>
												168	A	Oakland	51 <b>63</b>
												173	A	Furman	68 67
												207	H	Charleston So.	77 <b>82</b>
												243	H	South Carolina St.	83 38
												278	A	N.C. A&T	66 <b>76</b>
												342	H	N.C. Central	68 48
LAST 12 Division I GAMES:															
19	H	Georgia Tech	54 <b>63</b>	55	A	Florida St.	47 <b>59</b>								
8	H	Duke	37 <b>81</b>	155	H	Virginia Tech	33 <b>55</b>								
113	A	Wake Forest	65 <b>94</b>	105	H	UAB	36 <b>51</b>								
62	H	North Carolina St.	46 <b>62</b>	74	A	Providence	63 <b>73</b>								
114	A	North Carolina	52 47	342	H	N.C. Central	68 48								
44	H	Virginia	47 <b>54</b>	168	A	Oakland	51 <b>63</b>								

Non-Div I Games:

Clemson

■ Loss, 
 ■ Non-Conf, 
 ■ S Site, 
 ■ H Home 
 ■ A Away 
 N Neutral

## Cleveland St.

## Through Games Of Sunday, January 29, 2012

Average RPI Win:	255	WON-LOST	WINNING	LAST 12	STRENGTH OF	OPP. STRENGTH	TEAM	ADJ.	CONF.	ADJ CONF.
Average RPI Loss:	165	RECORD	PCT. RANK	GAMES	SCHEDULE	OF SCHEDULE	RPI	RPI	RPI	RPI
DIV. I ONLY	7- 12	238	4- 7	251	240	257	257	13	13	
DIV. I NON-CONF.	4- 6	212	1- 1	302	263	291	291	19	19	
TOTALS	RPI 1-25	RPI 26-50	W-L RECORDS	RPI 51-100	RPI 101-150	RPI 150+				
7- 12	0- 1	0- 0	OVERALL	0- 2	1- 1	6- 8				
3- 6	0- 0	0- 0	HOME	0- 1	1- 1	2- 4				
3- 6	0- 1	0- 0	AWAY	0- 1	0- 0	3- 4				
1- 0	0- 0	0- 0	NEUTRAL	0- 0	0- 0	1- 0				
4- 6	0- 0	0- 0	NON-CONFERENCE	0- 2	0- 0	4- 4				
2- 3	0- 0	0- 0	HOME	0- 1	0- 0	2- 2				
1- 3	0- 0	0- 0	AWAY	0- 1	0- 0	1- 2				
1- 0	0- 0	0- 0	NEUTRAL	0- 0	0- 0	1- 0				
3- 6	0- 1	0- 0	CONFERENCE	0- 0	1- 1	2- 4				
1- 3	0- 0	0- 0	HOME	0- 0	1- 1	0- 2				
2- 3	0- 1	0- 0	AWAY	0- 0	0- 0	2- 2				
0- 0	0- 0	0- 0	NEUTRAL	0- 0	0- 0	0- 0				

RPI 1-25				RPI 26-50				RPI 51-100				RPI 101+ Team's RPI: 257			
RPI	S	Opponent	Score	RPI	S	Opponent	Score	RPI	S	Opponent	Score	RPI	S	Opponent	Score
18	A	Green Bay	58 80					97	H	Illinois	42 72	137	H	Ill.-Chicago	83 80
								98	A	Toledo	42 81	147	H	Wright St.	54 64
												165	H	Detroit	43 50
												171	A	Ole Miss	63 74
												183	A	Fordham	43 52
												199	H	Akron	74 84
												204	A	Youngstown St.	48 70
												220	H	Loyola Chicago	67 85
												229	A	Butler	43 67
												231	A	Milwaukee	68 58
												242	H	Ohio	66 56
												245	H	Tennessee St.	74 56
												247	H	Cornell	59 79
												296	A	Valparaiso	49 45
												316	N	Murray St.	68 61
												317	A	Western Mich.	72 66
LAST 12 Division I GAMES:															
165	H	Detroit	43 50	229	A	Butler	43 67								
147	H	Wright St.	54 64	296	A	Valparaiso	49 45								
18	A	Green Bay	58 80	204	A	Youngstown St.	48 70								
231	A	Milwaukee	68 58	171	A	Ole Miss	63 74								
220	H	Loyola Chicago	67 85	316	N	Murray St.	68 61								
137	H	Ill.-Chicago	83 80	98	A	Toledo	42 81								

Non-Div I Games: Lake Erie 62 48

Cleveland St.

■ Loss, 
 ■ Non-Conf, 
 ■ S Site, 
 ■ H Home 
 ■ A Away 
 N Neutral

Average RPI Win:	266	WON-LOST	WINNING	LAST 12	STRENGTH OF	OPP. STRENGTH	TEAM	ADJ.	CONF.	ADJ CONF.
Average RPI Loss:	232	RECORD	PCT. RANK	GAMES	SCHEDULE	OF SCHEDULE	RPI	RPI	RPI	RPI
DIV. I ONLY	6- 8	208	4- 7	331	338	294	294	27	27	
DIV. I NON-CONF.	3- 2	116	1- 1	337	336	322	322	31	31	
TOTALS	RPI 1-25	RPI 26-50	W-L RECORDS	RPI 51-100	RPI 101-150	RPI 150+				
6- 8	0- 0	0- 0	OVERALL	0- 0	0- 2	6- 6				
5- 1	0- 0	0- 0	HOME	0- 0	0- 1	5- 0				
1- 6	0- 0	0- 0	AWAY	0- 0	0- 1	1- 5				
0- 1	0- 0	0- 0	NEUTRAL	0- 0	0- 0	0- 1				
3- 2	0- 0	0- 0	NON-CONFERENCE	0- 0	0- 0	3- 2				
2- 0	0- 0	0- 0	HOME	0- 0	0- 0	2- 0				
1- 1	0- 0	0- 0	AWAY	0- 0	0- 0	1- 1				
0- 1	0- 0	0- 0	NEUTRAL	0- 0	0- 0	0- 1				
3- 6	0- 0	0- 0	CONFERENCE	0- 0	0- 2	3- 4				
3- 1	0- 0	0- 0	HOME	0- 0	0- 1	3- 0				
0- 5	0- 0	0- 0	AWAY	0- 0	0- 1	0- 4				
0- 0	0- 0	0- 0	NEUTRAL	0- 0	0- 0	0- 0				

RPI 1-25			RPI 26-50			RPI 51-100			RPI 101+ Team's RPI: 294		
RPI	S	Opponent	Score	RPI	S	Opponent	Score	RPI	S	Opponent	Score
								126	A	High Point	65 80
								142	H	Liberty	45 82
								188	A	Campbell	55 58
								207	A	Charleston So.	66 69
								227	H	Col. of Charleston	59 36
								233	H	Winthrop	58 54
								243	N	South Carolina St.	59 61
								265	H	Radford	58 56
								279	A	Western Caro.	66 56
								291	H	Presbyterian	52 49
								301	H	S.C. Upstate	61 56
								306	A	North Florida	37 67
								319	A	Gardner-Webb	63 73
								327	A	UNC Asheville	60 69
LAST 12 Division I GAMES:											
207	A	Charleston So.	66 69	327	A	UNC Asheville	60 69				
188	A	Campbell	55 58	291	H	Presbyterian	52 49				
126	A	High Point	65 80	233	H	Winthrop	58 54				
265	H	Radford	58 56	301	H	S.C. Upstate	61 56				
142	H	Liberty	45 82	243	N	South Carolina St.	59 61				
319	A	Gardner-Webb	63 73	306	A	North Florida	37 67				

Non-Div I Games: Southern Va. 83 68 St. Andrews 90 42 Converse 84 55 Coker 63 53 Coastal Caro.

Average RPI Win:	284	WON-LOST	WINNING	LAST 12	STRENGTH OF	OPP. STRENGTH	TEAM	ADJ.	CONF.	ADJ CONF.
Average RPI Loss:	131	RECORD	PCT. RANK	GAMES	SCHEDULE	OF SCHEDULE	RPI	RPI	RPI	RPI
DIV. I ONLY	6- 14	271	4- 7	127	189	227	227	18	18	
DIV. I NON-CONF.	1- 7	317	0- 3	35	32	153	153	22	22	
TOTALS	RPI 1-25	RPI 26-50	W-L RECORDS	RPI 51-100	RPI 101-150	RPI 150+				
6- 14	0- 1	0- 3	OVERALL	0- 2	0- 3	6- 5				
3- 6	0- 1	0- 0	HOME	0- 1	0- 1	3- 3				
3- 7	0- 0	0- 3	AWAY	0- 1	0- 1	3- 2				
0- 1	0- 0	0- 0	NEUTRAL	0- 0	0- 1	0- 0				
1- 7	0- 1	0- 3	NON-CONFERENCE	0- 0	0- 1	1- 2				
1- 2	0- 1	0- 0	HOME	0- 0	0- 0	1- 1				
0- 4	0- 0	0- 3	AWAY	0- 0	0- 0	0- 1				
0- 1	0- 0	0- 0	NEUTRAL	0- 0	0- 1	0- 0				
5- 7	0- 0	0- 0	CONFERENCE	0- 2	0- 2	5- 3				
2- 4	0- 0	0- 0	HOME	0- 1	0- 1	2- 2				
3- 3	0- 0	0- 0	AWAY	0- 1	0- 1	3- 1				
0- 0	0- 0	0- 0	NEUTRAL	0- 0	0- 0	0- 0				

RPI 1-25				RPI 26-50				RPI 51-100				RPI 101+ Team's RPI: 227			
RPI	S	Opponent	Score	RPI	S	Opponent	Score	RPI	S	Opponent	Score	RPI	S	Opponent	Score
3	H	Connecticut	24 72	28	A	Georgia	48 73	69	H	Chattanooga	44 58	125	A	Davidson	39 56
				36	A	Tulane	42 57	91	A	Appalachian St.	52 71	131	H	Samford	54 60
				39	A	South Carolina	40 59					145	N	Central Mich.	69 72
												173	H	Furman	51 60
												207	H	Charleston So.	45 64
												212	A	Elon	46 51
												236	H	East Carolina	58 43
												275	A	Ga. Southern	47 44
												275	H	Ga. Southern	34 35
												279	H	Western Caro.	54 39
												294	A	Coastal Caro.	36 59
												297	A	UNC Greensboro	52 42
												307	A	Wofford	56 55
												307	H	Wofford	49 44
LAST 12 Division I GAMES:															
275	A	Ga. Southern	47 44	131	H	Samford	54 60								
279	H	Western Caro.	54 39	69	H	Chattanooga	44 58								
307	A	Wofford	56 55	145	N	Central Mich.	69 72								
275	H	Ga. Southern	34 35	36	A	Tulane	42 57								
212	A	Elon	46 51	3	H	Connecticut	24 72								
297	A	UNC Greensboro	52 42	91	A	Appalachian St.	52 71								

Non-Div I Games: Wingate

60 69

Col. of Charleston

■ Loss, 
 ■ Non-Conf, 
 ■ S Site, 
 ■ H Home 
 ■ A Away 
 N Neutral

C  
o  
l  
g  
a  
t  
e

Colgate				Through Games Of Sunday, January 29, 2012						
Average RPI Win:	261	WON-LOST	WINNING	LAST 12	STRENGTH OF	OPP. STRENGTH	TEAM	ADJ.	CONF.	ADJ CONF.
Average RPI Loss:	182	RECORD	PCT. RANK	GAMES	SCHEDULE	OF SCHEDULE	RPI	RPI	RPI	RPI
DIV. I ONLY		5- 17	301	5- 7	214	305	312	312	26	26
DIV. I NON-CONF.		3- 12	293	3- 2	218	284	310	310	29	29
-----										
TOTALS	RPI 1-25	RPI 26-50		W-L RECORDS		RPI 51-100		RPI 101-150		RPI 150+
5- 17	0- 1	0- 0		OVERALL		0- 2		1- 2		4- 12
4- 6	0- 1	0- 0		HOME		0- 1		1- 0		3- 4
1- 9	0- 0	0- 0		AWAY		0- 0		0- 2		1- 7
0- 2	0- 0	0- 0		NEUTRAL		0- 1		0- 0		0- 1
3- 12	0- 1	0- 0		NON-CONFERENCE		0- 2		0- 2		3- 7
2- 4	0- 1	0- 0		HOME		0- 1		0- 0		2- 2
1- 6	0- 0	0- 0		AWAY		0- 0		0- 2		1- 4
0- 2	0- 0	0- 0		NEUTRAL		0- 1		0- 0		0- 1
2- 5	0- 0	0- 0		CONFERENCE		0- 0		1- 0		1- 5
2- 2	0- 0	0- 0		HOME		0- 0		1- 0		1- 2
0- 3	0- 0	0- 0		AWAY		0- 0		0- 0		0- 3
0- 0	0- 0	0- 0		NEUTRAL		0- 0		0- 0		0- 0

RPI 1-25				RPI 26-50				RPI 51-100				RPI 101+ Team's RPI: 312			
RPI	S	Opponent	Score	RPI	S	Opponent	Score	RPI	S	Opponent	Score	RPI	S	Opponent	Score
23	H	St. Bonaventure	49 68					53	N	UCLA	48 68	101	A	San Diego	73 75
								79	H	Sacred Heart	51 78	124	A	Syracuse	32 83
												134	H	Holy Cross	74 69
												156	H	American	43 56
												170	A	Cal St. Northridge	60 71
												174	A	Lehigh	82 85
												178	H	Iona	75 50
												198	A	Canisius	42 63
												205	H	Bryant	74 76
												225	A	Navy	52 61
												247	A	Cornell	56 59
												256	A	Vermont	49 61
												263	H	Army	54 61
												266	H	Niagara	60 61
												267	A	Lafayette	58 66
												280	N	Dartmouth	50 56
												321	A	NJIT	54 44
												332	H	Wagner	71 59
												339	H	Bucknell	73 66
LAST 12 Division I GAMES:															
134	H	Holy Cross	74 69	156	H	American	43 56	124	A	Syracuse	32 83	178	H	Iona	75 50
267	A	Lafayette	58 66	23	H	St. Bonaventure	49 68	321	A	NJIT	54 44	332	H	Wagner	71 59
225	A	Navy	52 61	339	H	Bucknell	73 66	332	H	Wagner	71 59				
263	H	Army	54 61												
174	A	Lehigh	82 85												

Non-Div I Games:

Colgate

C  
o  
l  
g  
a  
t  
e

## Colorado

Through Games Of Sunday, January 29, 2012

Average RPI Win:	192	WON-LOST	WINNING	LAST 12	STRENGTH OF	OPP. STRENGTH	TEAM	ADJ.	CONF.	ADJ CONF.
Average RPI Loss:	49	RECORD	PCT. RANK	GAMES	SCHEDULE	OF SCHEDULE	RPI	RPI	RPI	RPI
DIV. I ONLY	15- 5	44	7- 5	221	48	95	95	5	5	
DIV. I NON-CONF.	11- 0	1	3- 0	338	151	208	208	6	6	
TOTALS	RPI 1-25	RPI 26-50	W-L RECORDS	RPI 51-100	RPI 101-150	RPI 150+				
15- 5	0- 1	1- 1	OVERALL	2- 2	4- 1	8- 0				
8- 3	0- 1	1- 1	HOME	0- 1	2- 0	5- 0				
5- 2	0- 0	0- 0	AWAY	1- 1	2- 1	2- 0				
2- 0	0- 0	0- 0	NEUTRAL	1- 0	0- 0	1- 0				
11- 0	0- 0	0- 0	NON-CONFERENCE	1- 0	2- 0	8- 0				
7- 0	0- 0	0- 0	HOME	0- 0	2- 0	5- 0				
2- 0	0- 0	0- 0	AWAY	0- 0	0- 0	2- 0				
2- 0	0- 0	0- 0	NEUTRAL	1- 0	0- 0	1- 0				
4- 5	0- 1	1- 1	CONFERENCE	1- 2	2- 1	0- 0				
1- 3	0- 1	1- 1	HOME	0- 1	0- 0	0- 0				
3- 2	0- 0	0- 0	AWAY	1- 1	2- 1	0- 0				
0- 0	0- 0	0- 0	NEUTRAL	0- 0	0- 0	0- 0				

RPI 1-25				RPI 26-50				RPI 51-100				Team's RPI: 95	RPI 101+			
RPI	S	Opponent	Score	RPI	S	Opponent	Score	RPI	S	Opponent	Score		RPI	S	Opponent	Score
4	H	Stanford	54 80	32	H	Southern California	69 67	51	A	Arizona St.	43 64		103	A	Washington	67 75
				35	H	California	55 68	53	H	UCLA	54 62		109	A	Arizona	56 54
								59	A	Washington St.	57 56		118	H	Denver	71 36
								80	N	Creighton	52 49		119	H	Wisconsin	58 48
													132	A	Utah	58 52
													209	A	Colorado St.	72 53
													223	N	Tex.-Pan American	67 49
													259	H	San Francisco	84 66
													282	H	Northern Ariz.	84 60
													296	H	Valparaiso	60 32
													313	A	A&M-Corpus Christi	71 58
													322	H	Idaho	68 59
													333	H	Weber St.	77 59
LAST 12 Division I GAMES:																
53	H	UCLA	54 62	59	A	Washington St.	57 56									
32	H	Southern California	69 67	103	A	Washington	67 75									
109	A	Arizona	56 54	132	A	Utah	58 52									
51	A	Arizona St.	43 64	80	N	Creighton	52 49									
4	H	Stanford	54 80	223	N	Tex.-Pan American	67 49									
35	H	California	55 68	333	H	Weber St.	77 59									

Non-Div I Games:

Colorado

■ Loss, 
 ■ Non-Conf, S Site, 
 ■ Home 
 ■ Away 
 N Neutral

Average RPI Win:	262	WON-LOST	WINNING	LAST 12	STRENGTH OF	OPP. STRENGTH	TEAM	ADJ.	CONF.	ADJ CONF.
Average RPI Loss:	122	RECORD	PCT. RANK	GAMES	SCHEDULE	OF SCHEDULE	RPI	RPI	RPI	RPI
DIV. I ONLY	7- 13	249	5- 6	121	218	209	209	23	23	
DIV. I NON-CONF.	3- 11	289	1- 4	67	188	182	182	24	24	
TOTALS	RPI 1-25	RPI 26-50	W-L RECORDS	RPI 51-100	RPI 101-150	RPI 150+				
7- 13	0- 0	0- 0	OVERALL	0- 5	0- 4	7- 4				
5- 3	0- 0	0- 0	HOME	0- 3	0- 0	5- 0				
2- 8	0- 0	0- 0	AWAY	0- 1	0- 4	2- 3				
0- 2	0- 0	0- 0	NEUTRAL	0- 1	0- 0	0- 1				
3- 11	0- 0	0- 0	NON-CONFERENCE	0- 5	0- 3	3- 3				
2- 3	0- 0	0- 0	HOME	0- 3	0- 0	2- 0				
1- 6	0- 0	0- 0	AWAY	0- 1	0- 3	1- 2				
0- 2	0- 0	0- 0	NEUTRAL	0- 1	0- 0	0- 1				
4- 2	0- 0	0- 0	CONFERENCE	0- 0	0- 1	4- 1				
3- 0	0- 0	0- 0	HOME	0- 0	0- 0	3- 0				
1- 2	0- 0	0- 0	AWAY	0- 0	0- 1	1- 1				
0- 0	0- 0	0- 0	NEUTRAL	0- 0	0- 0	0- 0				

RPI 1-25			RPI 26-50			RPI 51-100			RPI 101+			Team's RPI: 209
RPI	S	Opponent	Score	RPI	S	Opponent	Score	RPI	S	Opponent	Score	
						51 H Arizona St.	52 56	116 A San Diego St.		57 66		
						68 H Bowling Green	57 70	118 A Denver		61 64		
						88 N Michigan St.	45 72	128 A UNI		50 61		
						95 H Colorado	53 72	140 A Montana St.		69 87		
						98 A Toledo	51 58	162 A Northern Colo.		60 66		
								167 A Seattle		43 61		
								169 H Tulsa		87 68		
								175 A TCU		71 79		
								181 N Indiana		39 47		
								244 H North Dakota		58 52		
								251 A Boise St.		60 52		
								270 H Wyoming		62 58		
								295 H Air Force		73 39		
								302 H New Mexico		61 54		
								303 A CSU Bakersfield		65 63		
LAST 12 Division I GAMES:												
						116 A San Diego St.	57 66	167 A Seattle		43 61		
						302 H New Mexico	61 54	303 A CSU Bakersfield		65 63		
						270 H Wyoming	62 58	68 H Bowling Green		57 70		
						251 A Boise St.	60 52	181 N Indiana		39 47		
						175 A TCU	71 79	88 N Michigan St.		45 72		
						295 H Air Force	73 39	244 H North Dakota		58 52		

Non-Div I Games: Maryville (MO) 73 35

Colorado St.



Average RPI Win:	234	WON-LOST	WINNING	LAST 12	STRENGTH OF	OPP. STRENGTH	TEAM	ADJ.	CONF.	ADJ CONF.
Average RPI Loss:	205	RECORD	PCT. RANK	GAMES	SCHEDULE	OF SCHEDULE	RPI	RPI	RPI	RPI
DIV. I ONLY	2- 15	329	2- 10	238	333	335	335	15	15	
DIV. I NON-CONF.	2- 12	311	2- 7	258	341	335	335	18	18	
TOTALS	RPI 1-25	RPI 26-50	W-L RECORDS	RPI 51-100	RPI 101-150	RPI 150+				
2- 15	0- 1	0- 0	OVERALL	0- 1	0- 3	2- 10				
2- 6	0- 0	0- 0	HOME	0- 0	0- 1	2- 5				
0- 9	0- 1	0- 0	AWAY	0- 1	0- 2	0- 5				
0- 0	0- 0	0- 0	NEUTRAL	0- 0	0- 0	0- 0				
2- 12	0- 0	0- 0	NON-CONFERENCE	0- 1	0- 3	2- 8				
2- 5	0- 0	0- 0	HOME	0- 0	0- 1	2- 4				
0- 7	0- 0	0- 0	AWAY	0- 1	0- 2	0- 4				
0- 0	0- 0	0- 0	NEUTRAL	0- 0	0- 0	0- 0				
0- 3	0- 1	0- 0	CONFERENCE	0- 0	0- 0	0- 2				
0- 1	0- 0	0- 0	HOME	0- 0	0- 0	0- 1				
0- 2	0- 1	0- 0	AWAY	0- 0	0- 0	0- 1				
0- 0	0- 0	0- 0	NEUTRAL	0- 0	0- 0	0- 0				

RPI	S	Opponent	Score	RPI	S	Opponent	Score	RPI	S	Opponent	Score	RPI	S	Opponent	Score
25	A	Princeton	35 94					79	A	Sacred Heart	42 60	101	H	San Diego	32 54
												110	A	Fairfield	44 54
												127	A	LIU Brooklyn	50 58
												201	A	Penn	50 75
												205	H	Bryant	77 74
												215	H	Hawaii	55 66
												247	H	Cornell	44 54
												252	H	Morgan St.	66 70
												256	H	Vermont	52 63
												262	H	Long Beach St.	61 70
												263	H	Army	63 58
												267	A	Lafayette	45 53
												269	A	Fairleigh Dickinson	51 71
												332	A	Wagner	54 66
												337	A	St. Francis (NY)	44 48
LAST 12 Division I GAMES:															
201	A	Penn	50 75	269	A	Fairleigh Dickinson	51 71								
247	H	Cornell	44 54	127	A	LIU Brooklyn	50 58								
25	A	Princeton	35 94	110	A	Fairfield	44 54								
252	H	Morgan St.	66 70	215	H	Hawaii	55 66								
267	A	Lafayette	45 53	101	H	San Diego	32 54								
205	H	Bryant	77 74	263	H	Army	63 58								

Non-Div I Games:

Columbia

## Connecticut

Through Games Of Sunday, January 29, 2012

Average RPI Win:	102	WON-LOST	WINNING	LAST 12	STRENGTH OF	OPP. STRENGTH	TEAM	ADJ.	CONF.	ADJ CONF.
Average RPI Loss:	3	RECORD	PCT. RANK	GAMES	SCHEDULE	OF SCHEDULE	RPI	RPI	RPI	RPI
DIV. I ONLY	19- 2	8	10- 1	7	24	3	3	2	2	
DIV. I NON-CONF.	11- 1	9	3- 0	4	40	3	3	2	2	
TOTALS	RPI 1-25	RPI 26-50	W-L RECORDS	RPI 51-100	RPI 101-150	RPI 150+				
19- 2	4- 2	1- 0	OVERALL	5- 0	5- 0	4- 0				
14- 0	2- 0	1- 0	HOME	5- 0	4- 0	2- 0				
5- 2	2- 2	0- 0	AWAY	0- 0	1- 0	2- 0				
0- 0	0- 0	0- 0	NEUTRAL	0- 0	0- 0	0- 0				
11- 1	2- 1	1- 0	NON-CONFERENCE	1- 0	4- 0	3- 0				
10- 0	2- 0	1- 0	HOME	1- 0	4- 0	2- 0				
1- 1	0- 1	0- 0	AWAY	0- 0	0- 0	1- 0				
0- 0	0- 0	0- 0	NEUTRAL	0- 0	0- 0	0- 0				
8- 1	2- 1	0- 0	CONFERENCE	4- 0	1- 0	1- 0				
4- 0	0- 0	0- 0	HOME	4- 0	0- 0	0- 0				
4- 1	2- 1	0- 0	AWAY	0- 0	1- 0	1- 0				
0- 0	0- 0	0- 0	NEUTRAL	0- 0	0- 0	0- 0				

RPI 1-25				Team's RPI: 3		RPI 26-50				RPI 51-100				RPI 101+					
RPI	S	Opponent	Score		RPI	S	Opponent	Score		RPI	S	Opponent	Score		RPI	S	Opponent	Score	
1	A	Baylor	61	66	45	H	Dayton	78	38	66	H	Towson	92	31	110	H	Fairfield	93	40
4	H	Stanford	68	58						72	H	West Virginia	79	60	114	H	North Carolina	86	35
5	A	Notre Dame	67	74						74	H	Providence	96	35	123	H	Pacific	112	53
7	H	Texas A&M	81	51						83	H	South Fla.	77	62	124	A	Syracuse	95	54
15	A	Villanova	72	49						96	H	Cincinnati	80	37	134	H	Holy Cross	77	37
21	A	DePaul	88	44											152	A	Seton Hall	70	37
															206	H	Buffalo	90	34
															227	A	Col. of Charleston	72	24
															269	H	Fairleigh Dickinson	74	28
LAST 12 Division I GAMES:																			
83	H	South Fla.	77	62	74	H	Providence	96	35										
124	A	Syracuse	95	54	5	A	Notre Dame	67	74										
21	A	DePaul	88	44	72	H	West Virginia	79	60										
96	H	Cincinnati	80	37	110	H	Fairfield	93	40										
114	H	North Carolina	86	35	227	A	Col. of Charleston	72	24										
15	A	Villanova	72	49	1	A	Baylor	61	66										

Non-Div I Games:

Connecticut

■ Loss, 
 ■ Non-Conf, S Site, 
 ■ Home 
 ■ Away 
 N Neutral

Average RPI Win:	215	WON-LOST	WINNING	LAST 12	STRENGTH OF	OPP. STRENGTH	TEAM	ADJ.	CONF.	ADJ CONF.
Average RPI Loss:	101	RECORD	PCT. RANK	GAMES	SCHEDULE	OF SCHEDULE	RPI	RPI	RPI	RPI
DIV. I ONLY	10- 10	165	9- 3	129	144	141	141	28	28	
DIV. I NON-CONF.	4- 8	240	3- 2	74	56	99	99	27	27	
TOTALS	RPI 1-25	RPI 26-50	W-L RECORDS	RPI 51-100	RPI 101-150	RPI 150+				
10- 10	0- 1	0- 1	OVERALL	2- 2	1- 4	7- 2				
4- 4	0- 1	0- 0	HOME	0- 2	1- 0	3- 1				
5- 6	0- 0	0- 1	AWAY	1- 0	0- 4	4- 1				
1- 0	0- 0	0- 0	NEUTRAL	1- 0	0- 0	0- 0				
4- 8	0- 1	0- 1	NON-CONFERENCE	1- 1	1- 3	2- 2				
1- 3	0- 1	0- 0	HOME	0- 1	1- 0	0- 1				
2- 5	0- 0	0- 1	AWAY	0- 0	0- 3	2- 1				
1- 0	0- 0	0- 0	NEUTRAL	1- 0	0- 0	0- 0				
6- 2	0- 0	0- 0	CONFERENCE	1- 1	0- 1	5- 0				
3- 1	0- 0	0- 0	HOME	0- 1	0- 0	3- 0				
3- 1	0- 0	0- 0	AWAY	1- 0	0- 1	2- 0				
0- 0	0- 0	0- 0	NEUTRAL	0- 0	0- 0	0- 0				

RPI 1-25				RPI 26-50				RPI 51-100				RPI 101+ Team's RPI: 141			
RPI	S	Opponent	Score	RPI	S	Opponent	Score	RPI	S	Opponent	Score	RPI	S	Opponent	Score
24	H	Georgetown	54 70	43	A	Oklahoma St.	35 59	66	H	Towson	59 61	102	A	Howard	52 63
								75	A	Hampton	69 66	111	A	VCU	66 74
								75	H	Hampton	50 76	113	A	Wake Forest	58 80
								78	N	Boston U.	59 44	124	A	Syracuse	50 56
												144	H	UMBC	68 60
												161	H	Saint Francis (PA)	67 69
												183	A	Fordham	61 60
												195	A	Robert Morris	47 62
												243	A	South Carolina St.	57 39
												254	A	Savannah St.	71 45
												271	H	Norfolk St.	67 62
												277	A	Longwood	73 51
												278	H	N.C. A&T	85 63
												342	H	N.C. Central	84 44
LAST 12 Division I GAMES:															
				75	A	Hampton	69 66	254	A	Savannah St.	71 45				
				278	H	N.C. A&T	85 63	277	A	Longwood	73 51				
				342	H	N.C. Central	84 44	183	A	Fordham	61 60				
				271	H	Norfolk St.	67 62	78	N	Boston U.	59 44				
				75	H	Hampton	50 76	161	H	Saint Francis (PA)	67 69				
				243	A	South Carolina St.	57 39	111	A	VCU	66 74				

Non-Div I Games:      Cheyney                      94    39

Coppin St.

  Loss, 
  Non-Conf, 
  S Site, 
  H Home 
  A Away 
N Neutral

Average RPI Win:	271	WON-LOST	WINNING	LAST 12	STRENGTH OF	OPP. STRENGTH	TEAM	ADJ.	CONF.	ADJ CONF.
Average RPI Loss:	168	RECORD	PCT. RANK	GAMES	SCHEDULE	OF SCHEDULE	RPI	RPI	RPI	RPI
DIV. I ONLY	6- 9	222	5- 5	304	257	247	247	15	15	
DIV. I NON-CONF.	4- 8	240	3- 4	308	312	261	261	18	18	
TOTALS	RPI 1-25	RPI 26-50	W-L RECORDS	RPI 51-100	RPI 101-150	RPI 150+				
6- 9	0- 1	0- 0	OVERALL	0- 1	0- 1	6- 6				
2- 3	0- 0	0- 0	HOME	0- 1	0- 0	2- 2				
4- 6	0- 1	0- 0	AWAY	0- 0	0- 1	4- 4				
0- 0	0- 0	0- 0	NEUTRAL	0- 0	0- 0	0- 0				
4- 8	0- 0	0- 0	NON-CONFERENCE	0- 1	0- 1	4- 6				
2- 3	0- 0	0- 0	HOME	0- 1	0- 0	2- 2				
2- 5	0- 0	0- 0	AWAY	0- 0	0- 1	2- 4				
0- 0	0- 0	0- 0	NEUTRAL	0- 0	0- 0	0- 0				
2- 1	0- 1	0- 0	CONFERENCE	0- 0	0- 0	2- 0				
0- 0	0- 0	0- 0	HOME	0- 0	0- 0	0- 0				
2- 1	0- 1	0- 0	AWAY	0- 0	0- 0	2- 0				
0- 0	0- 0	0- 0	NEUTRAL	0- 0	0- 0	0- 0				

RPI	S	Opponent	Score	RPI	S	Opponent	Score	RPI	S	Opponent	Score	RPI	S	Opponent	Score	Team's RPI: 247
25	A	Princeton	35 64					86	H	Eastern Mich.	52 54	129	A	South Dakota	56 79	
												183	A	Fordham	40 39	
												186	A	William & Mary	54 85	
												189	A	Manhattan	49 73	
												193	H	New Hampshire	62 63	
												198	A	Canisius	45 62	
												201	A	Penn	67 53	
												228	H	Binghamton	48 61	
												257	A	Cleveland St.	79 59	
												277	A	Longwood	61 68	
												312	H	Colgate	59 56	
												335	A	Columbia	54 44	
												339	H	Bucknell	65 45	
LAST 12 Division I GAMES:																
201	A	Penn	67 53	189	A	Manhattan	49 73									
335	A	Columbia	54 44	339	H	Bucknell	65 45									
25	A	Princeton	35 64	228	H	Binghamton	48 61									
129	A	South Dakota	56 79	257	A	Cleveland St.	79 59									
183	A	Fordham	40 39	86	H	Eastern Mich.	52 54									
198	A	Canisius	45 62	193	H	New Hampshire	62 63									

Non-Div I Games: Neb. Omaha 63 51 Ithaca 60 40

Cornell

Loss, Non-Conf, S Site, H Home A Away N Neutral

Average RPI Win:	<b>193</b>	WON-LOST	WINNING	LAST 12	STRENGTH OF	OPP. STRENGTH	TEAM	ADJ.	CONF.	ADJ CONF.
Average RPI Loss:	<b>75</b>	RECORD	PCT. RANK	GAMES	SCHEDULE	OF SCHEDULE	RPI	RPI	RPI	RPI
DIV. I ONLY	<b>11- 9</b>	<b>135</b>	<b>7- 5</b>	<b>46</b>	<b>122</b>	<b>80</b>	<b>80</b>	<b>10</b>	<b>10</b>	
DIV. I NON-CONF.	<b>6- 5</b>	<b>141</b>	<b>2- 1</b>	<b>16</b>	<b>146</b>	<b>47</b>	<b>47</b>	<b>10</b>	<b>10</b>	
TOTALS	RPI 1-25	RPI 26-50	W-L RECORDS	RPI 51-100	RPI 101-150	RPI 150+				
11- 9	0- 2	0- 1	OVERALL	2- 3	3- 3	6- 0				
6- 3	0- 1	0- 0	HOME	2- 0	2- 2	2- 0				
5- 5	0- 1	0- 1	AWAY	0- 2	1- 1	4- 0				
0- 1	0- 0	0- 0	NEUTRAL	0- 1	0- 0	0- 0				
6- 5	0- 2	0- 1	NON-CONFERENCE	2- 1	0- 1	4- 0				
2- 2	0- 1	0- 0	HOME	2- 0	0- 1	0- 0				
4- 2	0- 1	0- 1	AWAY	0- 0	0- 0	4- 0				
0- 1	0- 0	0- 0	NEUTRAL	0- 1	0- 0	0- 0				
5- 4	0- 0	0- 0	CONFERENCE	0- 2	3- 2	2- 0				
4- 1	0- 0	0- 0	HOME	0- 0	2- 1	2- 0				
1- 3	0- 0	0- 0	AWAY	0- 2	1- 1	0- 0				
0- 0	0- 0	0- 0	NEUTRAL	0- 0	0- 0	0- 0				

RPI 1-25				RPI 26-50				RPI 51-100				Team's RPI: 80	RPI 101+			
RPI	S	Opponent	Score	RPI	S	Opponent	Score	RPI	S	Opponent	Score		RPI	S	Opponent	Score
5	H	Notre Dame	48 <b>76</b>	29	A	Nebraska	55 <b>66</b>	61	A	Missouri St.	60 <b>70</b>		108	A	Illinois St.	66 <b>79</b>
20	A	Kansas	59 <b>73</b>					62	H	North Carolina St.	74 67		128	H	UNI	65 50
								68	H	Bowling Green	49 47		129	H	South Dakota	53 <b>56</b>
								92	A	Wichita St.	58 <b>65</b>		135	H	Drake	44 <b>47</b>
								95	N	Colorado	49 <b>52</b>		143	A	Indiana St.	64 62
													146	H	Bradley	72 68
													234	A	North Dakota St.	71 51
													244	A	North Dakota	72 54
													258	A	UTSA	54 53
													264	H	Southern Ill.	66 59
													270	A	Wyoming	66 50
													304	H	Evansville	65 33
LAST 12 Division I GAMES:																
146	H	Bradley	72 68	92	A	Wichita St.	58 <b>65</b>									
128	H	UNI	65 50	61	A	Missouri St.	60 <b>70</b>									
108	A	Illinois St.	66 <b>79</b>	135	H	Drake	44 <b>47</b>									
143	A	Indiana St.	64 62	95	N	Colorado	49 <b>52</b>									
264	H	Southern Ill.	66 59	258	A	UTSA	54 53									
304	H	Evansville	65 33	68	H	Bowling Green	49 47									

Non-Div I Games:

Creighton

■ Loss, 
 ■ Non-Conf, S Site, 
 ■ Home 
 ■ Away 
 N Neutral

Average RPI Win:	<b>284</b>	WON-LOST	WINNING	LAST 12	STRENGTH OF	OPP. STRENGTH	TEAM	ADJ.	CONF.	ADJ CONF.
Average RPI Loss:	<b>130</b>	RECORD	PCT. RANK	GAMES	SCHEDULE	OF SCHEDULE	RPI	RPI	RPI	RPI
DIV. I ONLY	<b>2- 15</b>	<b>329</b>	<b>0- 12</b>	<b>112</b>	<b>127</b>	<b>280</b>	<b>280</b>	<b>15</b>	<b>15</b>	
DIV. I NON-CONF.	<b>2- 12</b>	<b>311</b>	<b>0- 9</b>	<b>119</b>	<b>115</b>	<b>290</b>	<b>290</b>	<b>18</b>	<b>18</b>	
TOTALS	RPI 1-25	RPI 26-50	W-L RECORDS	RPI 51-100	RPI 101-150	RPI 150+				
2- 15	0- 2	0- 2	OVERALL	0- 3	0- 2	2- 6				
0- 8	0- 1	0- 0	HOME	0- 2	0- 1	0- 4				
1- 6	0- 1	0- 1	AWAY	0- 1	0- 1	1- 2				
1- 1	0- 0	0- 1	NEUTRAL	0- 0	0- 0	1- 0				
2- 12	0- 2	0- 2	NON-CONFERENCE	0- 2	0- 2	2- 4				
0- 5	0- 1	0- 0	HOME	0- 1	0- 1	0- 2				
1- 6	0- 1	0- 1	AWAY	0- 1	0- 1	1- 2				
1- 1	0- 0	0- 1	NEUTRAL	0- 0	0- 0	1- 0				
0- 3	0- 0	0- 0	CONFERENCE	0- 1	0- 0	0- 2				
0- 3	0- 0	0- 0	HOME	0- 1	0- 0	0- 2				
0- 0	0- 0	0- 0	AWAY	0- 0	0- 0	0- 0				
0- 0	0- 0	0- 0	NEUTRAL	0- 0	0- 0	0- 0				

RPI 1-25				RPI 26-50				RPI 51-100				RPI 101+ Team's RPI: 280			
RPI	S	Opponent	Score	RPI	S	Opponent	Score	RPI	S	Opponent	Score	RPI	S	Opponent	Score
12	A	Kansas St.	20 <b>54</b>	35	A	California	39 <b>80</b>	74	A	Providence	48 <b>63</b>	134	A	Holy Cross	63 <b>65</b>
24	H	Georgetown	38 <b>77</b>	49	N	Saint Joseph's	48 <b>85</b>	99	H	Yale	65 <b>89</b>	136	H	La Salle	47 <b>60</b>
								100	H	Hartford	42 <b>60</b>	163	H	Harvard	63 <b>71</b>
												190	H	Brown	50 <b>74</b>
												193	H	New Hampshire	53 <b>58</b>
												205	H	Bryant	45 <b>63</b>
												256	A	Vermont	72 <b>62</b>
												262	A	Long Beach St.	52 <b>66</b>
												277	A	Longwood	76 <b>86</b>
												312	N	Colgate	56 <b>50</b>
LAST 12 Division I GAMES:															
99	H	Yale	65 <b>89</b>	136	H	La Salle	47 <b>60</b>								
190	H	Brown	50 <b>74</b>	35	A	California	39 <b>80</b>								
277	A	Longwood	76 <b>86</b>	262	A	Long Beach St.	52 <b>66</b>								
163	H	Harvard	63 <b>71</b>	100	H	Hartford	42 <b>60</b>								
134	A	Holy Cross	63 <b>65</b>	205	H	Bryant	45 <b>63</b>								
24	H	Georgetown	38 <b>77</b>	193	H	New Hampshire	53 <b>58</b>								

Non-Div I Games:

Dartmouth

■ Loss, 
■ Non-Conf, S Site, 
■ Home 
■ Away 
N Neutral

## Davidson

Through Games Of Sunday, January 29, 2012

Average RPI Win: <b>228</b>	WON-LOST	WINNING	LAST 12	STRENGTH OF	OPP. STRENGTH	TEAM	ADJ.	CONF.	ADJ CONF.
Average RPI Loss: <b>141</b>	RECORD	PCT. RANK	GAMES	SCHEDULE	OF SCHEDULE	RPI	RPI	RPI	RPI
DIV. I ONLY	12- 7	97	9- 3	186	244	125	125	18	18
DIV. I NON-CONF.	4- 5	201	1- 1	243	157	125	125	22	22
TOTALS	RPI 1-25	RPI 26-50	W-L RECORDS	RPI 51-100	RPI 101-150	RPI 150+			
12- 7	0- 1	0- 0	OVERALL	2- 1	0- 3	10- 2			
8- 1	0- 0	0- 0	HOME	1- 0	0- 1	7- 0			
4- 6	0- 1	0- 0	AWAY	1- 1	0- 2	3- 2			
0- 0	0- 0	0- 0	NEUTRAL	0- 0	0- 0	0- 0			
4- 5	0- 1	0- 0	NON-CONFERENCE	0- 1	0- 2	4- 1			
3- 0	0- 0	0- 0	HOME	0- 0	0- 0	3- 0			
1- 5	0- 1	0- 0	AWAY	0- 1	0- 2	1- 1			
0- 0	0- 0	0- 0	NEUTRAL	0- 0	0- 0	0- 0			
8- 2	0- 0	0- 0	CONFERENCE	2- 0	0- 1	6- 1			
5- 1	0- 0	0- 0	HOME	1- 0	0- 1	4- 0			
3- 1	0- 0	0- 0	AWAY	1- 0	0- 0	2- 1			
0- 0	0- 0	0- 0	NEUTRAL	0- 0	0- 0	0- 0			

RPI 1-25				RPI 26-50				RPI 51-100				RPI 101+ Team's RPI: 125			
RPI	S	Opponent	Score	RPI	S	Opponent	Score	RPI	S	Opponent	Score	RPI	S	Opponent	Score
25	A	Princeton	44 <b>53</b>					63	A	Duquesne	53 <b>84</b>	113	A	Wake Forest	66 <b>68</b>
								69	H	Chattanooga	56 52	126	A	High Point	69 <b>82</b>
								91	A	Appalachian St.	55 52	131	H	Samford	65 <b>73</b>
												173	A	Furman	61 50
												212	H	Elon	75 66
												224	A	Clemson	62 <b>72</b>
												227	H	Col. of Charleston	56 39
												233	H	Winthrop	80 65
												265	A	Radford	81 68
												275	H	Ga. Southern	72 48
												279	A	Western Caro.	64 46
												279	H	Western Caro.	58 45
												307	A	Wofford	59 <b>63</b>
												310	H	Mercer	75 60
												319	H	Gardner-Webb	67 46
LAST 12 Division I GAMES:															
69	H	Chattanooga	56 52	212	H	Elon	75 66								
131	H	Samford	65 <b>73</b>	113	A	Wake Forest	66 <b>68</b>								
91	A	Appalachian St.	55 52	265	A	Radford	81 68								
279	H	Western Caro.	58 45	275	H	Ga. Southern	72 48								
307	A	Wofford	59 <b>63</b>	227	H	Col. of Charleston	56 39								
173	A	Furman	61 50	279	A	Western Caro.	64 46								

Non-Div I Games:

Davidson

■ Loss, 
 ■ Non-Conf, S Site, 
 ■ Home 
 ■ Away 
 N Neutral

Average RPI Win:	165	WON-LOST	WINNING	LAST 12	STRENGTH OF	OPP. STRENGTH	TEAM	ADJ.	CONF.	ADJ CONF.
Average RPI Loss:	56	RECORD	PCT. RANK	GAMES	SCHEDULE	OF SCHEDULE	RPI	RPI	RPI	RPI
DIV. I ONLY	14- 5	54	10- 2	85	73	45	45	8	8	
DIV. I NON-CONF.	8- 4	89	4- 1	57	52	30	30	8	8	
TOTALS	RPI 1-25	RPI 26-50	W-L RECORDS	RPI 51-100	RPI 101-150	RPI 150+				
14- 5	0- 1	2- 2	OVERALL	3- 2	1- 0	8- 0				
5- 1	0- 0	1- 1	HOME	1- 0	1- 0	2- 0				
4- 3	0- 1	1- 0	AWAY	0- 2	0- 0	3- 0				
5- 1	0- 0	0- 1	NEUTRAL	2- 0	0- 0	3- 0				
8- 4	0- 1	0- 1	NON-CONFERENCE	3- 2	1- 0	4- 0				
3- 0	0- 0	0- 0	HOME	1- 0	1- 0	1- 0				
0- 3	0- 1	0- 0	AWAY	0- 2	0- 0	0- 0				
5- 1	0- 0	0- 1	NEUTRAL	2- 0	0- 0	3- 0				
6- 1	0- 0	2- 1	CONFERENCE	0- 0	0- 0	4- 0				
2- 1	0- 0	1- 1	HOME	0- 0	0- 0	1- 0				
4- 0	0- 0	1- 0	AWAY	0- 0	0- 0	3- 0				
0- 0	0- 0	0- 0	NEUTRAL	0- 0	0- 0	0- 0				

RPI 1-25				RPI 26-50				Team's RPI: 45	RPI 51-100				RPI 101+			
RPI	S	Opponent	Score	RPI	S	Opponent	Score		RPI	S	Opponent	Score	RPI	S	Opponent	Score
3	A	Connecticut	38 78	31	N	Gonzaga	76 82		68	H	Bowling Green	69 38	147	H	Wright St.	77 69
				42	H	Richmond	81 78		83	N	South Fla.	73 63	183	A	Fordham	62 37
				49	A	Saint Joseph's	65 51		96	A	Cincinnati	64 75	185	H	Boston College	69 60
				50	H	Temple	57 61		97	N	Illinois	80 66	206	N	Buffalo	94 74
									98	A	Toledo	51 61	215	A	Massachusetts	80 55
													218	A	George Washington	74 56
													228	N	Binghamton	60 50
													269	N	Fairleigh Dickinson	84 48
													318	H	Rhode Island	97 46
LAST 12 Division I GAMES:																
218	A	George Washington	74 56	318	H	Rhode Island	97 46									
42	H	Richmond	81 78	228	N	Binghamton	60 50									
183	A	Fordham	62 37	83	N	South Fla.	73 63									
215	A	Massachusetts	80 55	31	N	Gonzaga	76 82									
50	H	Temple	57 61	97	N	Illinois	80 66									
49	A	Saint Joseph's	65 51	147	H	Wright St.	77 69									

Non-Div I Games:

Dayton

■ Loss, 
 ■ Non-Conf, S Site, 
 ■ Home 
 ■ Away 
 N Neutral



Average RPI Win: <b>133</b>	WON-LOST	WINNING	LAST 12	STRENGTH OF	OPP. STRENGTH	TEAM	ADJ.	CONF.	ADJ CONF.
Average RPI Loss: <b>48</b>	RECORD	PCT. RANK	GAMES	SCHEDULE	OF SCHEDULE	RPI	RPI	RPI	RPI
DIV. I ONLY	16- 6	58	8- 4	28	31	21	21	2	2
DIV. I NON-CONF.	12- 2	20	5- 0	33	76	29	29	2	2
TOTALS	RPI 1-25	RPI 26-50	W-L RECORDS	RPI 51-100	RPI 101-150	RPI 150+			
16- 6	2- 3	1- 0	OVERALL	3- 2	2- 1	8- 0			
9- 1	0- 1	1- 0	HOME	2- 0	1- 0	5- 0			
6- 3	2- 1	0- 0	AWAY	1- 2	1- 0	2- 0			
1- 2	0- 1	0- 0	NEUTRAL	0- 0	0- 1	1- 0			
12- 2	1- 1	0- 0	NON-CONFERENCE	3- 0	2- 1	6- 0			
7- 0	0- 0	0- 0	HOME	2- 0	1- 0	4- 0			
4- 0	1- 0	0- 0	AWAY	1- 0	1- 0	1- 0			
1- 2	0- 1	0- 0	NEUTRAL	0- 0	0- 1	1- 0			
4- 4	1- 2	1- 0	CONFERENCE	0- 2	0- 0	2- 0			
2- 1	0- 1	1- 0	HOME	0- 0	0- 0	1- 0			
2- 3	1- 1	0- 0	AWAY	0- 2	0- 0	1- 0			
0- 0	0- 0	0- 0	NEUTRAL	0- 0	0- 0	0- 0			

RPI	S	Opponent	Score
2	N	Tennessee	61 <b>84</b>
3	H	Connecticut	44 <b>88</b>
10	A	Rutgers	64 <b>65</b>
24	A	Georgetown	59 50
25	A	Princeton	78 67

RPI	S	Opponent	Score
41	H	St. John's (NY)	69 52

RPI	S	Opponent	Score
51	H	Arizona St.	73 55
60	H	St. Mary's (CA)	96 68
74	A	Providence	52 <b>60</b>
83	A	South Fla.	63 <b>66</b>
85	A	Northwestern	88 72

RPI	S	Opponent	Score
108	A	Illinois St.	73 54
116	N	San Diego St.	74 <b>82</b>
131	H	Samford	86 57
151	H	Pittsburgh	86 83
152	A	Seton Hall	71 59
177	N	Portland	99 64
200	H	SIU Edwardsville	75 65
215	A	Hawaii	90 65
219	H	Northern Ill.	65 46
220	H	Loyola Chicago	70 65
264	H	Southern Ill.	93 67

## LAST 12 Division I GAMES:

152	A	Seton Hall	71 59	24	A	Georgetown	59 50
10	A	Rutgers	64 <b>65</b>	219	H	Northern Ill.	65 46
3	H	Connecticut	44 <b>88</b>	264	H	Southern Ill.	93 67
83	A	South Fla.	63 <b>66</b>	108	A	Illinois St.	73 54
151	H	Pittsburgh	86 83	51	H	Arizona St.	73 55
74	A	Providence	52 <b>60</b>	25	A	Princeton	78 67

Non-Div I Games:

DePaul

Delaware

Average RPI Win: 103

Average RPI Loss: 11

WON-LOST

RECORD

WINNING

PCT. RANK

LAST 12

GAMES

Through Games Of Sunday, January 29, 2012

STRENGTH OF

SCHEDULE

OPP. STRENGTH

OF SCHEDULE

TEAM

RPI

ADJ.

RPI

CONF.

RPI

ADJ CONF.

RPI

DIV. I ONLY	18- 1	4	11- 1	25	15	6	6	7	7
DIV. I NON-CONF.	9- 1	16	3- 1	26	3	5	5	7	7
TOTALS	RPI 1-25	RPI 26-50	W-L RECORDS	RPI 51-100	RPI 101-150	RPI 150+			
18- 1	3- 1	3- 0	OVERALL	6- 0	1- 0	5- 0			
8- 0	0- 0	2- 0	HOME	4- 0	0- 0	2- 0			
9- 1	3- 1	1- 0	AWAY	2- 0	1- 0	2- 0			
1- 0	0- 0	0- 0	NEUTRAL	0- 0	0- 0	1- 0			
9- 1	3- 1	1- 0	NON-CONFERENCE	2- 0	1- 0	2- 0			
3- 0	0- 0	1- 0	HOME	1- 0	0- 0	1- 0			
5- 1	3- 1	0- 0	AWAY	1- 0	1- 0	0- 0			
1- 0	0- 0	0- 0	NEUTRAL	0- 0	0- 0	1- 0			
9- 0	0- 0	2- 0	CONFERENCE	4- 0	0- 0	3- 0			
5- 0	0- 0	1- 0	HOME	3- 0	0- 0	1- 0			
4- 0	0- 0	1- 0	AWAY	1- 0	0- 0	2- 0			
0- 0	0- 0	0- 0	NEUTRAL	0- 0	0- 0	0- 0			

RPI 1-25				RPI 26-50				RPI 51-100				RPI 101+			
RPI	S	Opponent	Score	RPI	S	Opponent	Score	RPI	S	Opponent	Score	RPI	S	Opponent	Score
11	A	Maryland	76 85	26	H	Penn St.	80 71	66	A	Towson	65 46	113	A	Wake Forest	70 57
15	A	Villanova	64 56	33	A	James Madison	72 65	66	H	Towson	74 51	186	H	William & Mary	73 57
23	A	St. Bonaventure	61 49	38	H	Hofstra	84 66	67	H	UNC Wilmington	69 37	192	A	George Mason	66 54
25	A	Princeton	81 70					74	A	Providence	68 47	197	A	Northeastern	70 54
								76	H	Drexel	60 49	236	N	East Carolina	60 40
								99	H	Yale	77 45	318	H	Rhode Island	89 53
LAST 12 Division I GAMES:															
				33	A	James Madison	72 65	192	A	George Mason	66 54				
				38	H	Hofstra	84 66	66	H	Towson	74 51				
				76	H	Drexel	60 49	11	A	Maryland	76 85				
				66	A	Towson	65 46	236	N	East Carolina	60 40				
				197	A	Northeastern	70 54	74	A	Providence	68 47				
				67	H	UNC Wilmington	69 37	113	A	Wake Forest	70 57				

Non-Div I Games:

Delaware

Loss, Non-Conf, S Site, H Home A Away N Neutral

Average RPI Win:	340	WON-LOST	WINNING	LAST 12	STRENGTH OF	OPP. STRENGTH	TEAM	ADJ.	CONF.	ADJ CONF.
Average RPI Loss:	183	RECORD	PCT. RANK	GAMES	SCHEDULE	OF SCHEDULE	RPI	RPI	RPI	RPI
DIV. I ONLY	2- 15	329	2- 10	285	299	334	334	28	28	
DIV. I NON-CONF.	1- 10	329	1- 6	192	233	314	314	27	27	
TOTALS	RPI 1-25	RPI 26-50	W-L RECORDS	RPI 51-100	RPI 101-150	RPI 150+				
2- 15	0- 1	0- 0	OVERALL	0- 2	0- 2	2- 10				
1- 6	0- 0	0- 0	HOME	0- 1	0- 0	1- 5				
1- 7	0- 1	0- 0	AWAY	0- 1	0- 2	1- 3				
0- 2	0- 0	0- 0	NEUTRAL	0- 0	0- 0	0- 2				
1- 10	0- 1	0- 0	NON-CONFERENCE	0- 2	0- 1	1- 6				
1- 3	0- 0	0- 0	HOME	0- 1	0- 0	1- 2				
0- 5	0- 1	0- 0	AWAY	0- 1	0- 1	0- 2				
0- 2	0- 0	0- 0	NEUTRAL	0- 0	0- 0	0- 2				
1- 5	0- 0	0- 0	CONFERENCE	0- 0	0- 1	1- 4				
0- 3	0- 0	0- 0	HOME	0- 0	0- 0	0- 3				
1- 2	0- 0	0- 0	AWAY	0- 0	0- 1	1- 1				
0- 0	0- 0	0- 0	NEUTRAL	0- 0	0- 0	0- 0				

RPI 1-25				RPI 26-50				RPI 51-100				RPI 101+				Team's RPI: 334
RPI	S	Opponent	Score	RPI	S	Opponent	Score	RPI	S	Opponent	Score	RPI	S	Opponent	Score	
11	A	Maryland	33 108					52	A	Texas	35 89	102	A	Howard	49 59	
								66	H	Towson	59 70	147	A	Wright St.	53 57	
												154	H	Florida A&M	65 84	
												159	N	FIU	57 73	
												183	H	Fordham	48 63	
												195	N	Robert Morris	67 75	
												236	A	East Carolina	47 54	
												241	A	Md.-East. Shore	32 60	
												241	H	Md.-East. Shore	56 69	
												306	A	North Florida	61 72	
												321	H	NJIT	49 65	
												324	H	Bethune-Cookman	50 52	
												337	H	St. Francis (NY)	73 66	
												342	A	N.C. Central	66 55	
LAST 12 Division I GAMES:																
342	A	N.C. Central	66 55	66	H	Towson	59 70									
154	H	Florida A&M	65 84	159	N	FIU	57 73									
324	H	Bethune-Cookman	50 52	306	A	North Florida	61 72									
241	H	Md.-East. Shore	56 69	337	H	St. Francis (NY)	73 66									
183	H	Fordham	48 63	11	A	Maryland	33 108									
52	A	Texas	35 89	102	A	Howard	49 59									

Non-Div I Games: Wilmington (DE) 80 32 Wesley 85 53

Delaware St.

■ Loss, 
 ■ Non-Conf, 
 ■ S Site, 
 ■ H Home 
 ■ A Away 
 N Neutral

Average RPI Win: <b>212</b>	WON-LOST	WINNING	LAST 12	STRENGTH OF	OPP. STRENGTH	TEAM	ADJ.	CONF.	ADJ CONF.
Average RPI Loss: <b>125</b>	RECORD	PCT. RANK	GAMES	SCHEDULE	OF SCHEDULE	RPI	RPI	RPI	RPI
DIV. I ONLY	15- 8	85	7- 5	205	134	118	118	19	19
DIV. I NON-CONF.	8- 6	129	0- 3	121	150	81	81	14	14
TOTALS	RPI 1-25	RPI 26-50	W-L RECORDS	RPI 51-100	RPI 101-150	RPI 150+			
15- 8	0- 0	0- 1	OVERALL	0- 2	3- 2	12- 3			
9- 1	0- 0	0- 0	HOME	0- 0	2- 1	7- 0			
6- 5	0- 0	0- 1	AWAY	0- 2	1- 0	5- 2			
0- 2	0- 0	0- 0	NEUTRAL	0- 0	0- 1	0- 1			
8- 6	0- 0	0- 1	NON-CONFERENCE	0- 2	2- 1	6- 2			
6- 0	0- 0	0- 0	HOME	0- 0	2- 0	4- 0			
2- 4	0- 0	0- 1	AWAY	0- 2	0- 0	2- 1			
0- 2	0- 0	0- 0	NEUTRAL	0- 0	0- 1	0- 1			
7- 2	0- 0	0- 0	CONFERENCE	0- 0	1- 1	6- 1			
3- 1	0- 0	0- 0	HOME	0- 0	0- 1	3- 0			
4- 1	0- 0	0- 0	AWAY	0- 0	1- 0	3- 1			
0- 0	0- 0	0- 0	NEUTRAL	0- 0	0- 0	0- 0			

RPI S	Opponent	Score	RPI S	Opponent	Score	RPI S	Opponent	Score	RPI S	Opponent	Score	Team's RPI: 118
37	A Vanderbilt	56 77	70	A UTEP	49 80	104	N UC Davis	51 60				
			95	A Colorado	36 71	107	H Minnesota	72 63				
						133	H Oregon	89 65				
						148	A UALR	60 50				
						148	H UALR	51 53				
						152	N Portland St.	66 70				
						160	A North Texas	50 44				
						162	A Northern Colo.	66 57				
						182	A South Ala.	51 57				
						191	H Montana	53 52				
						209	H Colorado St.	64 61				
						215	A Hawaii	64 78				
						226	A Arkansas St.	58 49				
						226	H Arkansas St.	73 61				
						230	H Western Ky.	69 62				
						232	H Loyola Marymount	71 55				
						250	A La.-Monroe	52 49				
						270	H Wyoming	74 49				
						295	A Air Force	54 52				
						338	H Troy	73 51				
LAST 12 Division I GAMES:												
148	A UALR	60 50	226	A Arkansas St.	58 49							
226	H Arkansas St.	73 61	148	H UALR	51 53							
160	A North Texas	50 44	338	H Troy	73 51							
250	A La.-Monroe	52 49	152	N Portland St.	66 70							
230	H Western Ky.	69 62	215	A Hawaii	64 78							
182	A South Ala.	51 57	104	N UC Davis	51 60							

Non-Div I Games:

Denver

Average RPI Win:	233	WON-LOST	WINNING	LAST 12	STRENGTH OF	OPP. STRENGTH	TEAM	ADJ.	CONF.	ADJ CONF.
Average RPI Loss:	113	RECORD	PCT. RANK	GAMES	SCHEDULE	OF SCHEDULE	RPI	RPI	RPI	RPI
DIV. I ONLY	10- 11	183	8- 3	143	153	165	165	13	13	
DIV. I NON-CONF.	4- 8	240	2- 0	136	107	155	155	19	19	
TOTALS	RPI 1-25	RPI 26-50	W-L RECORDS	RPI 51-100	RPI 101-150	RPI 150+				
10- 11	0- 2	0- 0	OVERALL	1- 3	1- 4	8- 2				
6- 3	0- 2	0- 0	HOME	1- 1	1- 0	4- 0				
4- 5	0- 0	0- 0	AWAY	0- 1	0- 2	4- 2				
0- 3	0- 0	0- 0	NEUTRAL	0- 1	0- 2	0- 0				
4- 8	0- 1	0- 0	NON-CONFERENCE	1- 3	0- 3	3- 1				
2- 2	0- 1	0- 0	HOME	1- 1	0- 0	1- 0				
2- 3	0- 0	0- 0	AWAY	0- 1	0- 1	2- 1				
0- 3	0- 0	0- 0	NEUTRAL	0- 1	0- 2	0- 0				
6- 3	0- 1	0- 0	CONFERENCE	0- 0	1- 1	5- 1				
4- 1	0- 1	0- 0	HOME	0- 0	1- 0	3- 0				
2- 2	0- 0	0- 0	AWAY	0- 0	0- 1	2- 1				
0- 0	0- 0	0- 0	NEUTRAL	0- 0	0- 0	0- 0				

RPI S	Opponent	Score	RPI S	Opponent	Score	RPI S	Opponent	Score	RPI S	Opponent	Score	Team's RPI: 165
18	H Green Bay	59 68				68	H Bowling Green	49 57	102	N Howard	58 60	
22	H Michigan	51 61				76	N Drexel	56 61	132	N Utah	55 64	
						86	H Eastern Mich.	70 69	137	A Ill.-Chicago	59 66	
						88	A Michigan St.	41 64	143	A Indiana St.	62 64	
									147	H Wright St.	75 64	
									204	A Youngstown St.	67 80	
									220	A Loyola Chicago	76 66	
									229	H Butler	72 60	
									231	H Milwaukee	71 48	
									255	A Ball St.	87 68	
									257	A Cleveland St.	50 43	
									258	A UTSA	55 59	
									287	H IPFW	90 60	
									296	H Valparaiso	68 52	
									317	A Western Mich.	73 64	
LAST 12 Division I GAMES:												
257	A Cleveland St.	50 43	137	A Ill.-Chicago	59 66							
204	A Youngstown St.	67 80	296	H Valparaiso	68 52							
147	H Wright St.	75 64	229	H Butler	72 60							
18	H Green Bay	59 68	317	A Western Mich.	73 64							
231	H Milwaukee	71 48	86	H Eastern Mich.	70 69							
220	A Loyola Chicago	76 66	287	H IPFW	90 60							

Non-Div I Games:

Detroit

## Drake

Through Games Of Sunday, January 29, 2012

Average RPI Win:	205	WON-LOST	WINNING	LAST 12	STRENGTH OF	OPP. STRENGTH	TEAM	ADJ.	CONF.	ADJ CONF.
Average RPI Loss:	81	RECORD	PCT. RANK	GAMES	SCHEDULE	OF SCHEDULE	RPI	RPI	RPI	RPI
DIV. I ONLY	11- 9	135	7- 5	159	85	135	135	10	10	
DIV. I NON-CONF.	6- 5	141	2- 1	196	55	138	138	10	10	
TOTALS	RPI 1-25	RPI 26-50	W-L RECORDS	RPI 51-100	RPI 101-150	RPI 150+				
11- 9	0- 0	0- 2	OVERALL	1- 4	3- 3	7- 0				
7- 2	0- 0	0- 0	HOME	0- 1	1- 1	6- 0				
4- 5	0- 0	0- 0	AWAY	1- 3	2- 2	1- 0				
0- 2	0- 0	0- 2	NEUTRAL	0- 0	0- 0	0- 0				
6- 5	0- 0	0- 2	NON-CONFERENCE	0- 2	1- 1	5- 0				
4- 1	0- 0	0- 0	HOME	0- 1	0- 0	4- 0				
2- 2	0- 0	0- 0	AWAY	0- 1	1- 1	1- 0				
0- 2	0- 0	0- 2	NEUTRAL	0- 0	0- 0	0- 0				
5- 4	0- 0	0- 0	CONFERENCE	1- 2	2- 2	2- 0				
3- 1	0- 0	0- 0	HOME	0- 0	1- 1	2- 0				
2- 3	0- 0	0- 0	AWAY	1- 2	1- 1	0- 0				
0- 0	0- 0	0- 0	NEUTRAL	0- 0	0- 0	0- 0				

RPI S	Opponent	Score	RPI S	Opponent	Score	RPI S	Opponent	Score	RPI S	Opponent	Score	Team's RPI: 135
38 N	Hofstra	60 70	57 H	Iowa St.	64 71	108 A	Illinois St.	67 71				
47 N	Marist	47 50	58 A	Iowa	46 71	119 A	Wisconsin	65 54				
			61 A	Missouri St.	46 78	128 H	UNI	77 82				
			80 A	Creighton	47 44	137 A	Ill.-Chicago	48 61				
			92 A	Wichita St.	41 63	143 A	Indiana St.	67 59				
						146 H	Bradley	77 62				
						220 H	Loyola Chicago	65 50				
						231 H	Milwaukee	63 51				
						234 H	North Dakota St.	57 49				
						244 H	North Dakota	74 60				
						264 H	Southern Ill.	73 59				
						268 A	Saint Louis	62 60				
						304 H	Evansville	67 53				
LAST 12 Division I GAMES:												
128 H	UNI	77 82	61 A	Missouri St.	46 78							
146 H	Bradley	77 62	92 A	Wichita St.	41 63							
143 A	Indiana St.	67 59	80 A	Creighton	47 44							
108 A	Illinois St.	67 71	220 H	Loyola Chicago	65 50							
304 H	Evansville	67 53	58 A	Iowa	46 71							
264 H	Southern Ill.	73 59	268 A	Saint Louis	62 60							

Non-Div I Games:

Drake

■ Loss, 
 ■ Non-Conf, 
 ■ S Site, 
 ■ Home 
 ■ A Away 
 N Neutral

Average RPI Win:	134	WON-LOST	WINNING	LAST 12	STRENGTH OF	OPP. STRENGTH	TEAM	ADJ.	CONF.	ADJ CONF.
Average RPI Loss:	75	RECORD	PCT. RANK	GAMES	SCHEDULE	OF SCHEDULE	RPI	RPI	RPI	RPI
DIV. I ONLY	10- 9	151	6- 6	48	41	76	76	7	7	
DIV. I NON-CONF.	4- 6	212	1- 3	85	44	96	96	7	7	
TOTALS	RPI 1-25	RPI 26-50	W-L RECORDS	RPI 51-100	RPI 101-150	RPI 150+				
10- 9	0- 2	1- 4	OVERALL	2- 0	2- 1	5- 2				
4- 4	0- 1	0- 2	HOME	1- 0	1- 1	2- 0				
5- 5	0- 1	1- 2	AWAY	1- 0	1- 0	2- 2				
1- 0	0- 0	0- 0	NEUTRAL	0- 0	0- 0	1- 0				
4- 6	0- 1	0- 2	NON-CONFERENCE	0- 0	1- 1	3- 2				
1- 3	0- 1	0- 1	HOME	0- 0	1- 1	0- 0				
2- 3	0- 0	0- 1	AWAY	0- 0	0- 0	2- 2				
1- 0	0- 0	0- 0	NEUTRAL	0- 0	0- 0	1- 0				
6- 3	0- 1	1- 2	CONFERENCE	2- 0	1- 0	2- 0				
3- 1	0- 0	0- 1	HOME	1- 0	0- 0	2- 0				
3- 2	0- 1	1- 1	AWAY	1- 0	1- 0	0- 0				
0- 0	0- 0	0- 0	NEUTRAL	0- 0	0- 0	0- 0				

RPI 1-25				RPI 26-50				RPI 51-100				RPI 101+			
RPI	S	Opponent	Score	RPI	S	Opponent	Score	RPI	S	Opponent	Score	RPI	S	Opponent	Score
6	A	Delaware	49 60	33	A	James Madison	60 43	66	H	Towson	66 38	111	A	VCU	47 41
25	H	Princeton	51 63	38	A	Hofstra	65 76	67	A	UNC Wilmington	58 43	127	H	LIU Brooklyn	52 60
				38	H	Hofstra	61 68					136	H	La Salle	72 59
				39	H	South Carolina	58 62					151	A	Pittsburgh	71 50
				49	A	Saint Joseph's	50 59					152	A	Seton Hall	64 77
												165	N	Detroit	61 56
												197	H	Northeastern	66 39
												199	A	Akron	67 60
												201	A	Penn	65 67
												210	H	Georgia St.	65 38
LAST 12 Division I GAMES:															
38	H	Hofstra	61 68	66	H	Towson	66 38	38	A	Hofstra	65 76	25	H	Princeton	51 63
111	A	VCU	47 41	39	H	South Carolina	58 62	201	A	Penn	65 67	136	H	La Salle	72 59
6	A	Delaware	49 60	49	A	James Madison	60 43								
197	H	Northeastern	66 39												
210	H	Georgia St.	65 38												

Non-Div I Games:

Drexel

■ Loss, 
 ■ Non-Conf, 
 ■ S Site, 
 ■ H Home 
 ■ A Away 
 N Neutral





Duquesne

Through Games Of Sunday, January 29, 2012

Average RPI Win:	195	WON-LOST	WINNING	LAST 12	STRENGTH OF	OPP. STRENGTH	TEAM	ADJ.	CONF.	ADJ CONF.
Average RPI Loss:	73	RECORD	PCT. RANK	GAMES	SCHEDULE	OF SCHEDULE	RPI	RPI	RPI	RPI
DIV. I ONLY	15- 6	63	7- 5	142	96	63	63	8	8	
DIV. I NON-CONF.	12- 3	44	4- 2	162	129	68	68	8	8	
TOTALS	RPI 1-25	RPI 26-50	W-L RECORDS	RPI 51-100	RPI 101-150	RPI 150+				
15- 6	0- 1	0- 4	OVERALL	2- 0	1- 0	12- 1				
11- 0	0- 0	0- 0	HOME	2- 0	1- 0	8- 0				
3- 6	0- 1	0- 4	AWAY	0- 0	0- 0	3- 1				
1- 0	0- 0	0- 0	NEUTRAL	0- 0	0- 0	1- 0				
12- 3	0- 0	0- 2	NON-CONFERENCE	2- 0	1- 0	9- 1				
8- 0	0- 0	0- 0	HOME	2- 0	1- 0	5- 0				
3- 3	0- 0	0- 2	AWAY	0- 0	0- 0	3- 1				
1- 0	0- 0	0- 0	NEUTRAL	0- 0	0- 0	1- 0				
3- 3	0- 1	0- 2	CONFERENCE	0- 0	0- 0	3- 0				
3- 0	0- 0	0- 0	HOME	0- 0	0- 0	3- 0				
0- 3	0- 1	0- 2	AWAY	0- 0	0- 0	0- 0				
0- 0	0- 0	0- 0	NEUTRAL	0- 0	0- 0	0- 0				

RPI 1-25				RPI 26-50				RPI 51-100				Team's RPI: 63		RPI 101+			
RPI	S	Opponent	Score	RPI	S	Opponent	Score	RPI	S	Opponent	Score			RPI	S	Opponent	Score
23	A	St. Bonaventure	53 61	33	A	James Madison	49 56	72	H	West Virginia	61 55			125	H	Davidson	84 53
				40	A	Florida	49 62	89	H	Miami (OH)	64 63			151	A	Pittsburgh	70 57
				49	A	Saint Joseph's	51 72							161	A	Saint Francis (PA)	74 70
				50	A	Temple	64 67							195	H	Robert Morris	66 63
														199	H	Akron	77 70
														202	H	Xavier	68 49
														206	H	Buffalo	90 46
														215	H	Massachusetts	76 62
														218	H	George Washington	76 50
														234	A	North Dakota St.	74 66
														242	H	Ohio	83 60
														244	A	North Dakota	80 86
														299	H	Morehead St.	86 53
														311	N	Maine	76 38
LAST 12 Division I GAMES:																	
				49	A	Saint Joseph's	51 72	33	A	James Madison	49 56			195	H	Robert Morris	66 63
				215	H	Massachusetts	76 62							151	A	Pittsburgh	70 57
				218	H	George Washington	76 50	40	A	Florida	49 62						
				50	A	Temple	64 67	311	N	Maine	76 38						
				202	H	Xavier	68 49	72	H	West Virginia	61 55						
				23	A	St. Bonaventure	53 61										

Non-Div I Games:

Duquesne

Loss, Non-Conf, S Site, H Home A Away N Neutral

# East Carolina

Through Games Of Sunday, January 29, 2012

Average RPI Win:	257	WON-LOST	WINNING	LAST 12	STRENGTH OF	OPP. STRENGTH	TEAM	ADJ.	CONF.	ADJ CONF.
Average RPI Loss:	126	RECORD	PCT. RANK	GAMES	SCHEDULE	OF SCHEDULE	RPI	RPI	RPI	RPI
DIV. I ONLY	4- 14	305	1- 11	51	267	236	236	11	11	
DIV. I NON-CONF.	4- 7	229	1- 4	107	252	277	277	16	16	
TOTALS	RPI 1-25	RPI 26-50	W-L RECORDS	RPI 51-100	RPI 101-150	RPI 150+				
4- 14	0- 1	0- 0	OVERALL	0- 5	0- 3	4- 5				
3- 4	0- 0	0- 0	HOME	0- 2	0- 2	3- 0				
0- 7	0- 0	0- 0	AWAY	0- 3	0- 0	0- 4				
1- 3	0- 1	0- 0	NEUTRAL	0- 0	0- 1	1- 1				
4- 7	0- 1	0- 0	NON-CONFERENCE	0- 2	0- 2	4- 2				
3- 1	0- 0	0- 0	HOME	0- 0	0- 1	3- 0				
0- 3	0- 0	0- 0	AWAY	0- 2	0- 0	0- 1				
1- 3	0- 1	0- 0	NEUTRAL	0- 0	0- 1	1- 1				
0- 7	0- 0	0- 0	CONFERENCE	0- 3	0- 1	0- 3				
0- 3	0- 0	0- 0	HOME	0- 2	0- 1	0- 0				
0- 4	0- 0	0- 0	AWAY	0- 1	0- 0	0- 3				
0- 0	0- 0	0- 0	NEUTRAL	0- 0	0- 0	0- 0				

RPI	S	Opponent	Score	RPI	S	Opponent	Score	RPI	S	Opponent	Score	RPI	S	Opponent	Score	Team's RPI: 236
6	N	Delaware	40 60					67	A	UNC Wilmington	53 64	105	H	UAB	39 44	
								70	H	UTEP	56 66	111	H	VCU	49 62	
								75	A	Hampton	48 76	114	N	North Carolina	61 65	
								82	A	Memphis	59 62	165	A	SMU	44 68	
								82	H	Memphis	56 69	179	A	UCF	53 59	
												180	H	Monmouth	75 52	
												212	H	Elon	60 46	
												214	A	Rice	44 66	
												227	A	Col. of Charleston	43 58	
												267	N	Lafayette	57 64	
												300	N	Jacksonville	70 64	
												334	H	Delaware St.	54 47	
LAST 12 Division I GAMES:																
82	H	Memphis	56 69	179	A	UCF	53 59									
214	A	Rice	44 66	75	A	Hampton	48 76									
165	A	SMU	44 68	267	N	Lafayette	57 64									
70	H	UTEP	56 66	6	N	Delaware	40 60									
82	A	Memphis	59 62	114	N	North Carolina	61 65									
105	H	UAB	39 44	300	N	Jacksonville	70 64									

Non-Div I Games: St. Andrews 109 30 Virginia Intermont 82 33

East Carolina

Loss, Non-Conf, S Site, H Home A Away N Neutral

Average RPI Win:	299	WON-LOST	WINNING	LAST 12	STRENGTH OF	OPP. STRENGTH	TEAM	ADJ.	CONF.	ADJ CONF.
Average RPI Loss:	151	RECORD	PCT. RANK	GAMES	SCHEDULE	OF SCHEDULE	RPI	RPI	RPI	RPI
DIV. I ONLY	5- 16	296	5- 7	110	316	283	283	30	30	
DIV. I NON-CONF.	1- 10	329	1- 3	13	231	188	188	28	28	
TOTALS	RPI 1-25	RPI 26-50	W-L RECORDS	RPI 51-100	RPI 101-150	RPI 150+				
5- 16	0- 0	0- 2	OVERALL	0- 5	0- 3	5- 6				
5- 5	0- 0	0- 1	HOME	0- 2	0- 0	5- 2				
0- 9	0- 0	0- 1	AWAY	0- 2	0- 2	0- 3				
0- 2	0- 0	0- 0	NEUTRAL	0- 0	0- 1	0- 1				
1- 10	0- 0	0- 2	NON-CONFERENCE	0- 4	0- 2	1- 2				
1- 4	0- 0	0- 1	HOME	0- 2	0- 0	1- 1				
0- 4	0- 0	0- 1	AWAY	0- 2	0- 1	0- 0				
0- 2	0- 0	0- 0	NEUTRAL	0- 0	0- 1	0- 1				
4- 6	0- 0	0- 0	CONFERENCE	0- 1	0- 1	4- 4				
4- 1	0- 0	0- 0	HOME	0- 0	0- 0	4- 1				
0- 5	0- 0	0- 0	AWAY	0- 1	0- 1	0- 3				
0- 0	0- 0	0- 0	NEUTRAL	0- 0	0- 0	0- 0				

RPI S	Opponent	Score	RPI S	Opponent	Score	RPI S	Opponent	Score	RPI S	Opponent	Score	Team's RPI: 283
34	H LSU	68 71	54	H Middle Tenn.	63 78	105	N UAB	47 59				
42	A Richmond	39 66	61	A Missouri St.	70 81	114	A North Carolina	77 93				
			69	H Chattanooga	80 88	122	A Stetson	60 68				
			77	A Fla. Gulf Coast	60 88	189	N Manhattan	53 86				
			91	A Appalachian St.	65 89	249	H Kennesaw St.	77 61				
						273	H Belmont	75 88				
						281	H Tennessee Tech	76 87				
						299	H Morehead St.	68 57				
						300	A Jacksonville	44 70				
						301	A S.C. Upstate	68 74				
						301	H S.C. Upstate	67 64				
						306	A North Florida	67 70				
						310	H Mercer	72 46				
						336	H Lipscomb	89 52				
LAST 12 Division I GAMES:												
301	A S.C. Upstate	68 74	249	H Kennesaw St.	77 61							
34	H LSU	68 71	310	H Mercer	72 46							
336	H Lipscomb	89 52	301	H S.C. Upstate	67 64							
273	H Belmont	75 88	69	H Chattanooga	80 88							
300	A Jacksonville	44 70	299	H Morehead St.	68 57							
306	A North Florida	67 70	114	A North Carolina	77 93							

Non-Div I Games:

East Tenn. St.

■ Loss, 
 ■ Non-Conf, 
 ■ S Site, 
 ■ H Home 
 ■ A Away 
 N Neutral

Average RPI Win:	228	WON-LOST	WINNING	LAST 12	STRENGTH OF	OPP. STRENGTH	TEAM	ADJ.	CONF.	ADJ CONF.
Average RPI Loss:	203	RECORD	PCT. RANK	GAMES	SCHEDULE	OF SCHEDULE	RPI	RPI	RPI	RPI
DIV. I ONLY	15- 4	27	10- 2	326	241	117	117	31	31	
DIV. I NON-CONF.	8- 4	89	3- 2	299	167	92	92	30	30	
TOTALS	RPI 1-25	RPI 26-50	W-L RECORDS	RPI 51-100	RPI 101-150	RPI 150+				
15- 4	0- 0	0- 0	OVERALL	0- 1	4- 1	11- 2				
8- 0	0- 0	0- 0	HOME	0- 0	3- 0	5- 0				
7- 4	0- 0	0- 0	AWAY	0- 1	1- 1	6- 2				
0- 0	0- 0	0- 0	NEUTRAL	0- 0	0- 0	0- 0				
8- 4	0- 0	0- 0	NON-CONFERENCE	0- 1	3- 1	5- 2				
4- 0	0- 0	0- 0	HOME	0- 0	2- 0	2- 0				
4- 4	0- 0	0- 0	AWAY	0- 1	1- 1	3- 2				
0- 0	0- 0	0- 0	NEUTRAL	0- 0	0- 0	0- 0				
7- 0	0- 0	0- 0	CONFERENCE	0- 0	1- 0	6- 0				
4- 0	0- 0	0- 0	HOME	0- 0	1- 0	3- 0				
3- 0	0- 0	0- 0	AWAY	0- 0	0- 0	3- 0				
0- 0	0- 0	0- 0	NEUTRAL	0- 0	0- 0	0- 0				

RPI S	Opponent	Score	RPI S	Opponent	Score	RPI S	Opponent	Score	RPI S	Opponent	Score	Team's RPI: 117
						90	A Missouri	54 56	108	H Illinois St.	83 69	
									130	H UT Martin	70 63	
									137	A Ill.-Chicago	50 66	
									143	H Indiana St.	75 60	
									146	A Bradley	59 58	
									200	A SIU Edwardsville	73 70	
									202	A Xavier	60 54	
									219	H Northern Ill.	72 62	
									245	H Tennessee St.	88 73	
									253	H Western Ill.	88 55	
									260	A IUPUI	64 49	
									261	A San Jose St.	93 71	
									274	H Austin Peay	80 46	
									289	A Sacramento St.	85 89	
									296	A Valparaiso	50 53	
									316	H Murray St.	76 51	
									326	A Southeast Mo. St.	73 46	
									340	A Jacksonville St.	71 55	
LAST 12 Division I GAMES:												
			340	A Jacksonville St.	71 55		202	A Xavier	60 54			
			245	H Tennessee St.	88 73		316	H Murray St.	76 51			
			274	H Austin Peay	80 46		219	H Northern Ill.	72 62			
			130	H UT Martin	70 63		137	A Ill.-Chicago	50 66			
			326	A Southeast Mo. St.	73 46		296	A Valparaiso	50 53			
			200	A SIU Edwardsville	73 70		260	A IUPUI	64 49			

Non-Div I Games: Oakland City 93 32

Eastern Ill.

## Eastern Ky.

## Through Games Of Sunday, January 29, 2012

Average RPI Win:	300	WON-LOST	WINNING	LAST 12	STRENGTH OF	OPP. STRENGTH	TEAM	ADJ.	CONF.	ADJ CONF.
Average RPI Loss:	187	RECORD	PCT. RANK	GAMES	SCHEDULE	OF SCHEDULE	RPI	RPI	RPI	RPI
DIV. I ONLY	9- 10	191	7- 5	338	300	286	286	31	31	
DIV. I NON-CONF.	4- 6	212	2- 1	288	249	239	239	30	30	
TOTALS	RPI 1-25	RPI 26-50	W-L RECORDS	RPI 51-100	RPI 101-150	RPI 150+				
9- 10	0- 1	0- 0	OVERALL	0- 2	0- 1	9- 6				
4- 4	0- 1	0- 0	HOME	0- 0	0- 1	4- 2				
4- 4	0- 0	0- 0	AWAY	0- 1	0- 0	4- 3				
1- 2	0- 0	0- 0	NEUTRAL	0- 1	0- 0	1- 1				
4- 6	0- 1	0- 0	NON-CONFERENCE	0- 2	0- 0	4- 3				
2- 1	0- 1	0- 0	HOME	0- 0	0- 0	2- 0				
1- 3	0- 0	0- 0	AWAY	0- 1	0- 0	1- 2				
1- 2	0- 0	0- 0	NEUTRAL	0- 1	0- 0	1- 1				
5- 4	0- 0	0- 0	CONFERENCE	0- 0	0- 1	5- 3				
2- 3	0- 0	0- 0	HOME	0- 0	0- 1	2- 2				
3- 1	0- 0	0- 0	AWAY	0- 0	0- 0	3- 1				
0- 0	0- 0	0- 0	NEUTRAL	0- 0	0- 0	0- 0				

RPI S	Opponent	Score	RPI S	Opponent	Score	RPI S	Opponent	Score	RPI S	Opponent	Score	Team's RPI: 286
16	H Louisville	53 77				89	A Miami (OH)	55 60	130	H UT Martin	61 84	
						91	N Appalachian St.	62 64	188	N Campbell	52 64	
									202	A Xavier	61 66	
									245	H Tennessee St.	79 59	
									273	H Belmont	60 46	
									274	A Austin Peay	61 59	
									274	H Austin Peay	63 66	
									277	H Longwood	80 62	
									281	H Tennessee Tech	67 82	
									299	A Morehead St.	58 68	
									304	A Evansville	56 63	
									316	A Murray St.	62 61	
									317	A Western Mich.	71 60	
									326	H Southeast Mo. St.	52 37	
									328	N Chicago St.	67 56	
									340	A Jacksonville St.	80 76	
LAST 12 Division I GAMES:												
281	H Tennessee Tech	67 82	326	H Southeast Mo. St.	52 37							
277	H Longwood	80 62	274	H Austin Peay	63 66							
130	H UT Martin	61 84	245	H Tennessee St.	79 59							
274	A Austin Peay	61 59	340	A Jacksonville St.	80 76							
299	A Morehead St.	58 68	89	A Miami (OH)	55 60							
316	A Murray St.	62 61	273	H Belmont	60 46							

Non-Div I Games: Ky. Christian 97 61

Eastern Ky.

■ Loss, 
 ■ Non-Conf, S Site, 
 ■ Home 
 ■ Away 
 N Neutral

Average RPI Win:	200	WON-LOST	WINNING	LAST 12	STRENGTH OF	OPP. STRENGTH	TEAM	ADJ.	CONF.	ADJ CONF.
Average RPI Loss:	130	RECORD	PCT. RANK	GAMES	SCHEDULE	OF SCHEDULE	RPI	RPI	RPI	RPI
DIV. I ONLY	13- 7	86	8- 4	162	148	86	86	12	12	
DIV. I NON-CONF.	7- 5	122	2- 2	141	164	74	74	12	12	
TOTALS	RPI 1-25	RPI 26-50	W-L RECORDS	RPI 51-100	RPI 101-150	RPI 150+				
13- 7	1- 1	0- 0	OVERALL	1- 2	1- 1	10- 3				
6- 1	1- 0	0- 0	HOME	0- 0	1- 1	4- 0				
6- 6	0- 1	0- 0	AWAY	1- 2	0- 0	5- 3				
1- 0	0- 0	0- 0	NEUTRAL	0- 0	0- 0	1- 0				
7- 5	1- 1	0- 0	NON-CONFERENCE	0- 1	0- 1	6- 2				
2- 1	1- 0	0- 0	HOME	0- 0	0- 1	1- 0				
4- 4	0- 1	0- 0	AWAY	0- 1	0- 0	4- 2				
1- 0	0- 0	0- 0	NEUTRAL	0- 0	0- 0	1- 0				
6- 2	0- 0	0- 0	CONFERENCE	1- 1	1- 0	4- 1				
4- 0	0- 0	0- 0	HOME	0- 0	1- 0	3- 0				
2- 2	0- 0	0- 0	AWAY	1- 1	0- 0	1- 1				
0- 0	0- 0	0- 0	NEUTRAL	0- 0	0- 0	0- 0				

RPI 1-25				RPI 26-50				RPI 51-100 Team's RPI: 86				RPI 101+			
RPI	S	Opponent	Score	RPI	S	Opponent	Score	RPI	S	Opponent	Score	RPI	S	Opponent	Score
18	A	Green Bay	53 84					68	A	Bowling Green	54 70	145	H	Central Mich.	73 60
22	H	Michigan	77 64					88	A	Michigan St.	59 60	149	H	UMKC	68 70
								98	A	Toledo	70 66	165	A	Detroit	69 70
												167	A	Seattle	72 75
												197	A	Northeastern	83 53
												198	A	Canisius	65 53
												199	H	Akron	91 46
												206	A	Buffalo	72 54
												219	H	Northern Ill.	64 52
												220	A	Loyola Chicago	63 55
												247	A	Cornell	54 52
												255	A	Ball St.	51 54
												268	N	Saint Louis	66 55
												270	H	Wyoming	65 43
												317	H	Western Mich.	84 59
LAST 12 Division I GAMES:															
199	H	Akron	91 46	219	H	Northern Ill.	64 52								
206	A	Buffalo	72 54	255	A	Ball St.	51 54								
68	A	Bowling Green	54 70	270	H	Wyoming	65 43								
145	H	Central Mich.	73 60	167	A	Seattle	72 75								
317	H	Western Mich.	84 59	268	N	Saint Louis	66 55								
98	A	Toledo	70 66	165	A	Detroit	69 70								

Non-Div I Games: Marygrove 110 31

Eastern Mich.

Average RPI Win:	214	WON-LOST	WINNING	LAST 12	STRENGTH OF	OPP. STRENGTH	TEAM	ADJ.	CONF.	ADJ CONF.
Average RPI Loss:	107	RECORD	PCT. RANK	GAMES	SCHEDULE	OF SCHEDULE	RPI	RPI	RPI	RPI
DIV. I ONLY	11- 9	135	8- 4	97	167	121	121	17	17	
DIV. I NON-CONF.	4- 7	229	1- 2	37	98	76	76	15	15	
TOTALS	RPI 1-25	RPI 26-50	W-L RECORDS	RPI 51-100	RPI 101-150	RPI 150+				
11- 9	0- 0	0- 3	OVERALL	0- 2	3- 1	8- 3				
4- 5	0- 0	0- 1	HOME	0- 1	2- 0	2- 3				
6- 4	0- 0	0- 2	AWAY	0- 1	1- 1	5- 0				
1- 0	0- 0	0- 0	NEUTRAL	0- 0	0- 0	1- 0				
4- 7	0- 0	0- 3	NON-CONFERENCE	0- 2	1- 1	3- 1				
2- 3	0- 0	0- 1	HOME	0- 1	1- 0	1- 1				
1- 4	0- 0	0- 2	AWAY	0- 1	0- 1	1- 0				
1- 0	0- 0	0- 0	NEUTRAL	0- 0	0- 0	1- 0				
7- 2	0- 0	0- 0	CONFERENCE	0- 0	2- 0	5- 2				
2- 2	0- 0	0- 0	HOME	0- 0	1- 0	1- 2				
5- 0	0- 0	0- 0	AWAY	0- 0	1- 0	4- 0				
0- 0	0- 0	0- 0	NEUTRAL	0- 0	0- 0	0- 0				

RPI 1-25				RPI 26-50				RPI 51-100				RPI 101+ Team's RPI: 121			
RPI	S	Opponent	Score	RPI	S	Opponent	Score	RPI	S	Opponent	Score	RPI	S	Opponent	Score
				31	A	Gonzaga	69 75	51	A	Arizona St.	43 74	101	H	San Diego	68 57
				38	H	Hofstra	69 90	71	H	Oregon St.	60 74	123	A	Pacific	60 69
				46	A	BYU	58 77					140	A	Montana St.	66 52
												140	H	Montana St.	79 73
												152	A	Portland St.	75 67
												162	H	Northern Colo.	53 56
												177	A	Portland	76 60
												191	A	Montana	67 57
												191	H	Montana	46 53
												226	N	Arkansas St.	72 51
												251	H	Boise St.	63 72
												282	A	Northern Ariz.	74 56
												289	H	Sacramento St.	78 62
												322	H	Idaho	76 61
												333	A	Weber St.	72 60
LAST 12 Division I GAMES:															
				140	A	Montana St.	66 52	333	A	Weber St.	72 60				
				191	A	Montana	67 57	191	H	Montana	46 53				
				152	A	Portland St.	75 67	140	H	Montana St.	79 73				
				162	H	Northern Colo.	53 56	322	H	Idaho	76 61				
				289	H	Sacramento St.	78 62	123	A	Pacific	60 69				
				282	A	Northern Ariz.	74 56	251	H	Boise St.	63 72				

Non-Div I Games: Eastern Ore. 68 55 Corban 89 54

Eastern Wash.

Loss, Non-Conf, S Site, H Home A Away N Neutral

Average RPI Win: <b>255</b>	WON-LOST	WINNING	LAST 12	STRENGTH OF	OPP. STRENGTH	TEAM	ADJ.	CONF.	ADJ CONF.
Average RPI Loss: <b>140</b>	RECORD	PCT. RANK	GAMES	SCHEDULE	OF SCHEDULE	RPI	RPI	RPI	RPI
DIV. I ONLY	8- 10	205	6- 6	217	237	212	212	18	18
DIV. I NON-CONF.	2- 5	265	1- 2	293	164	248	248	22	22
TOTALS	RPI 1-25	RPI 26-50	W-L RECORDS	RPI 51-100	RPI 101-150	RPI 150+			
8- 10	0- 0	0- 0	OVERALL	0- 4	1- 2	7- 4			
5- 2	0- 0	0- 0	HOME	0- 2	1- 0	4- 0			
2- 6	0- 0	0- 0	AWAY	0- 2	0- 2	2- 2			
1- 2	0- 0	0- 0	NEUTRAL	0- 0	0- 0	1- 2			
2- 5	0- 0	0- 0	NON-CONFERENCE	0- 2	0- 0	2- 3			
1- 0	0- 0	0- 0	HOME	0- 0	0- 0	1- 0			
0- 3	0- 0	0- 0	AWAY	0- 2	0- 0	0- 1			
1- 2	0- 0	0- 0	NEUTRAL	0- 0	0- 0	1- 2			
6- 5	0- 0	0- 0	CONFERENCE	0- 2	1- 2	5- 1			
4- 2	0- 0	0- 0	HOME	0- 2	1- 0	3- 0			
2- 3	0- 0	0- 0	AWAY	0- 0	0- 2	2- 1			
0- 0	0- 0	0- 0	NEUTRAL	0- 0	0- 0	0- 0			

RPI 1-25				RPI 26-50				RPI 51-100				RPI 101+				Team's RPI: 212		
RPI	S	Opponent	Score	RPI	S	Opponent	Score	RPI	S	Opponent	Score	RPI	S	Opponent	Score			
								69	H	Chattanooga	46	59	125	A	Davidson	66	75	
								72	A	West Virginia	36	84	131	A	Samford	53	67	
								91	H	Appalachian St.	58	72	131	H	Samford	69	44	
								93	A	Charlotte	58	89	173	A	Furman	60	75	
														188	H	Campbell	89	88
														195	N	Robert Morris	65	69
														215	N	Massachusetts	56	76
														227	H	Col. of Charleston	51	46
														236	A	East Carolina	46	60
														275	H	Ga. Southern	61	60
														279	A	Western Caro.	51	45
														297	H	UNC Greensboro	57	43
														307	A	Wofford	74	68
														332	N	Wagner	60	57
LAST 12 Division I GAMES:																		
				131	A	Samford	53	67		125	A	Davidson	66	75				
				297	H	UNC Greensboro	57	43		72	A	West Virginia	36	84				
				279	A	Western Caro.	51	45		332	N	Wagner	60	57				
				227	H	Col. of Charleston	51	46		215	N	Massachusetts	56	76				
				275	H	Ga. Southern	61	60		307	A	Wofford	74	68				
				91	H	Appalachian St.	58	72		173	A	Furman	60	75				

Non-Div I Games: Virginia Intermont 105 53 Virginia Union 70 46

Elon



Evansville

Through Games Of Sunday, January 29, 2012

Average RPI Win:	272	WON-LOST	WINNING	LAST 12	STRENGTH OF	OPP. STRENGTH	TEAM	ADJ.	CONF.	ADJ CONF.
Average RPI Loss:	146	RECORD	PCT. RANK	GAMES	SCHEDULE	OF SCHEDULE	RPI	RPI	RPI	RPI
DIV. I ONLY	4- 16	310	2- 10	166	230	304	304	10	10	
DIV. I NON-CONF.	3- 8	268	1- 2	242	330	325	325	10	10	
TOTALS	RPI 1-25	RPI 26-50	W-L RECORDS	RPI 51-100	RPI 101-150	RPI 150+				
4- 16	0- 0	0- 0	OVERALL	0- 6	1- 5	3- 5				
3- 6	0- 0	0- 0	HOME	0- 2	1- 1	2- 3				
0- 9	0- 0	0- 0	AWAY	0- 4	0- 4	0- 1				
1- 1	0- 0	0- 0	NEUTRAL	0- 0	0- 0	1- 1				
3- 8	0- 0	0- 0	NON-CONFERENCE	0- 3	0- 1	3- 4				
2- 2	0- 0	0- 0	HOME	0- 0	0- 0	2- 2				
0- 5	0- 0	0- 0	AWAY	0- 3	0- 1	0- 1				
1- 1	0- 0	0- 0	NEUTRAL	0- 0	0- 0	1- 1				
1- 8	0- 0	0- 0	CONFERENCE	0- 3	1- 4	0- 1				
1- 4	0- 0	0- 0	HOME	0- 2	1- 1	0- 1				
0- 4	0- 0	0- 0	AWAY	0- 1	0- 3	0- 0				
0- 0	0- 0	0- 0	NEUTRAL	0- 0	0- 0	0- 0				

RPI S	Opponent	Score	RPI S	Opponent	Score	RPI S	Opponent	Score	RPI S	Opponent	Score	Team's RPI: 304
						61	H Missouri St.	49 74	108	A Illinois St.	49 62	
						68	A Bowling Green	54 71	128	H UNI	51 61	
						80	A Creighton	33 65	130	A UT Martin	69 78	
						90	A Missouri	51 74	135	A Drake	53 67	
						92	H Wichita St.	51 57	143	A Indiana St.	54 73	
						96	A Cincinnati	34 64	146	H Bradley	71 59	
									176	H Marshall	48 60	
									190	N Brown	47 55	
									255	H Ball St.	50 55	
									264	H Southern Ill.	60 74	
									286	H Eastern Ky.	63 56	
									316	A Murray St.	61 76	
									316	H Murray St.	78 48	
									338	N Troy	59 49	
LAST 12 Division I GAMES:												
264	H	Southern Ill.	60	74	128	H	UNI	51	61			
61	H	Missouri St.	49	74	108	A	Illinois St.	49	62			
92	H	Wichita St.	51	57	143	A	Indiana St.	54	73			
135	A	Drake	53	67	90	A	Missouri	51	74			
80	A	Creighton	33	65	130	A	UT Martin	69	78			
146	H	Bradley	71	59	316	H	Murray St.	78	48			

Non-Div I Games:

Evansville

Loss, Non-Conf, S Site, H Home A Away N Neutral

Average RPI Win:	232	WON-LOST	WINNING	LAST 12	STRENGTH OF	OPP. STRENGTH	TEAM	ADJ.	CONF.	ADJ CONF.
Average RPI Loss:	124	RECORD	PCT. RANK	GAMES	SCHEDULE	OF SCHEDULE	RPI	RPI	RPI	RPI
DIV. I ONLY	13- 7	86	9- 3	231	200	159	159	19	19	
DIV. I NON-CONF.	9- 3	62	5- 0	232	253	157	157	14	14	
TOTALS	RPI 1-25	RPI 26-50	W-L RECORDS	RPI 51-100	RPI 101-150	RPI 150+				
13- 7	0- 1	0- 0	OVERALL	1- 3	1- 0	11- 3				
8- 4	0- 1	0- 0	HOME	1- 2	1- 0	6- 1				
3- 3	0- 0	0- 0	AWAY	0- 1	0- 0	3- 2				
2- 0	0- 0	0- 0	NEUTRAL	0- 0	0- 0	2- 0				
9- 3	0- 1	0- 0	NON-CONFERENCE	1- 1	1- 0	7- 1				
6- 2	0- 1	0- 0	HOME	1- 1	1- 0	4- 0				
1- 1	0- 0	0- 0	AWAY	0- 0	0- 0	1- 1				
2- 0	0- 0	0- 0	NEUTRAL	0- 0	0- 0	2- 0				
4- 4	0- 0	0- 0	CONFERENCE	0- 2	0- 0	4- 2				
2- 2	0- 0	0- 0	HOME	0- 1	0- 0	2- 1				
2- 2	0- 0	0- 0	AWAY	0- 1	0- 0	2- 1				
0- 0	0- 0	0- 0	NEUTRAL	0- 0	0- 0	2- 0				

RPI 1-25				RPI 26-50				RPI 51-100				RPI 101+ Team's RPI: 159			
RPI	S	Opponent	Score	RPI	S	Opponent	Score	RPI	S	Opponent	Score	RPI	S	Opponent	Score
11	H	Maryland	52 84					54	A	Middle Tenn.	53 58	120	H	Albany (NY)	69 56
								54	H	Middle Tenn.	60 74	154	H	Florida A&M	79 64
								77	H	Fla. Gulf Coast	72 80	179	A	UCF	61 46
								84	H	Auburn	64 55	182	A	South Ala.	50 48
												184	H	Fla. Atlantic	49 50
												230	A	Western Ky.	48 65
												230	H	Western Ky.	60 56
												250	H	La.-Monroe	65 55
												252	H	Morgan St.	77 60
												258	A	UTSA	54 61
												288	A	La.-Lafayette	78 48
												300	H	Jacksonville	63 37
												303	H	CSU Bakersfield	82 59
												334	N	Delaware St.	73 57
												340	N	Jacksonville St.	79 52
LAST 12 Division I GAMES:															
230	H	Western Ky.	60 56	252	H	Morgan St.	77 60								
184	H	Fla. Atlantic	49 50	84	H	Auburn	64 55								
182	A	South Ala.	50 48	120	H	Albany (NY)	69 56								
288	A	La.-Lafayette	78 48	54	A	Middle Tenn.	53 58								
54	H	Middle Tenn.	60 74	334	N	Delaware St.	73 57								
250	H	La.-Monroe	65 55	340	N	Jacksonville St.	79 52								

Non-Div I Games: Lynn 68 30

FIU

■ Loss, 
 ■ Non-Conf, S Site, 
 ■ Home 
 ■ Away 
 N Neutral

## Fairfield

Through Games Of Sunday, January 29, 2012

Average RPI Win:	242	WON-LOST	WINNING	LAST 12	STRENGTH OF	OPP. STRENGTH	TEAM	ADJ.	CONF.	ADJ CONF.
Average RPI Loss:	87	RECORD	PCT. RANK	GAMES	SCHEDULE	OF SCHEDULE	RPI	RPI	RPI	RPI
DIV. I ONLY	16- 5	35	10- 2	276	170	110	110	22	22	
DIV. I NON-CONF.	7- 4	98	1- 1	283	136	98	98	21	21	
TOTALS	RPI 1-25	RPI 26-50	W-L RECORDS	RPI 51-100	RPI 101-150	RPI 150+				
16- 5	0- 1	0- 1	OVERALL	0- 2	2- 0	14- 1				
8- 1	0- 0	0- 1	HOME	0- 0	1- 0	7- 0				
7- 3	0- 1	0- 0	AWAY	0- 1	1- 0	6- 1				
1- 1	0- 0	0- 0	NEUTRAL	0- 1	0- 0	1- 0				
7- 4	0- 1	0- 0	NON-CONFERENCE	0- 2	2- 0	5- 1				
3- 0	0- 0	0- 0	HOME	0- 0	1- 0	2- 0				
3- 3	0- 1	0- 0	AWAY	0- 1	1- 0	2- 1				
1- 1	0- 0	0- 0	NEUTRAL	0- 1	0- 0	1- 0				
9- 1	0- 0	0- 1	CONFERENCE	0- 0	0- 0	9- 0				
5- 1	0- 0	0- 1	HOME	0- 0	0- 0	5- 0				
4- 0	0- 0	0- 0	AWAY	0- 0	0- 0	4- 0				
0- 0	0- 0	0- 0	NEUTRAL	0- 0	0- 0	0- 0				

RPI	S	Opponent	Score	RPI	S	Opponent	Score	RPI	S	Opponent	Score	RPI	S	Opponent	Score	Team's RPI: 110
3	A	Connecticut	40 93	47	H	Marist	47 59	56	A	Quinnipiac	55 64	123	H	Pacific	56 47	
								74	N	Providence	43 75	136	A	La Salle	55 52	
												178	A	Iona	78 64	
												178	H	Iona	62 58	
												189	A	Manhattan	63 59	
												189	H	Manhattan	58 49	
												190	A	Brown	63 55	
												198	H	Canisius	55 43	
												256	A	Vermont	48 65	
												266	H	Niagara	57 46	
												298	H	Stony Brook	42 34	
												305	A	Siena	68 49	
												305	H	Siena	52 48	
												318	N	Rhode Island	66 56	
												323	A	Saint Peter's	59 47	
												335	H	Columbia	54 44	
												337	A	St. Francis (NY)	53 30	
LAST 12 Division I GAMES:																
178	A	Iona	78 64	305	H	Siena	52 48									
189	H	Manhattan	58 49	189	A	Manhattan	63 59									
266	H	Niagara	57 46	323	A	Saint Peter's	59 47									
305	A	Siena	68 49	178	H	Iona	62 58									
198	H	Canisius	55 43	3	A	Connecticut	40 93									
47	H	Marist	47 59	136	A	La Salle	55 52									

Non-Div I Games:

Fairfield

■ Loss, 
■ Non-Conf, 
■ S Site, 
■ H Home 
■ A Away 
N Neutral

Average RPI Win:	278	WON-LOST	WINNING	LAST 12	STRENGTH OF	OPP. STRENGTH	TEAM	ADJ.	CONF.	ADJ CONF.
Average RPI Loss:	154	RECORD	PCT. RANK	GAMES	SCHEDULE	OF SCHEDULE	RPI	RPI	RPI	RPI
DIV. I ONLY	9- 12	208	6- 6	320	182	269	269	20	20	
DIV. I NON-CONF.	5- 7	209	2- 2	297	183	256	256	25	25	
TOTALS	RPI 1-25	RPI 26-50	W-L RECORDS	RPI 51-100	RPI 101-150	RPI 150+				
9- 12	0- 1	0- 1	OVERALL	0- 1	1- 1	8- 8				
5- 4	0- 0	0- 0	HOME	0- 1	0- 1	5- 2				
3- 7	0- 0	0- 0	AWAY	0- 0	1- 0	2- 6				
1- 1	0- 0	0- 1	NEUTRAL	0- 0	0- 0	1- 0				
5- 7	0- 1	0- 1	NON-CONFERENCE	0- 1	0- 1	5- 3				
3- 2	0- 0	0- 0	HOME	0- 1	0- 1	3- 0				
1- 4	0- 1	0- 0	AWAY	0- 0	0- 0	1- 3				
1- 1	0- 0	0- 1	NEUTRAL	0- 0	0- 0	1- 0				
4- 5	0- 0	0- 0	CONFERENCE	0- 0	1- 0	3- 5				
2- 2	0- 0	0- 0	HOME	0- 0	0- 0	2- 2				
2- 3	0- 0	0- 0	AWAY	0- 0	1- 0	1- 3				
0- 0	0- 0	0- 0	NEUTRAL	0- 0	0- 0	0- 0				

RPI 1-25				RPI 26-50				RPI 51-100				RPI 101+ Team's RPI: 269			
RPI	S	Opponent	Score	RPI	S	Opponent	Score	RPI	S	Opponent	Score	RPI	S	Opponent	Score
3	A	Connecticut	28 74	45	N	Dayton	48 84	99	H	Yale	51 80	102	H	Howard	56 66
												127	A	LIU Brooklyn	71 65
												161	A	Saint Francis (PA)	56 69
												161	H	Saint Francis (PA)	58 60
												185	A	Boston College	57 68
												187	A	Central Conn. St.	49 51
												195	A	Robert Morris	50 79
												195	H	Robert Morris	49 73
												206	N	Buffalo	63 54
												221	H	Mt. St. Mary's	63 58
												248	A	Rider	68 69
												263	A	Army	37 51
												298	H	Stony Brook	51 48
												321	A	NJIT	68 57
												323	H	Saint Peter's	55 46
												332	H	Wagner	86 49
												335	H	Columbia	71 51
												337	A	St. Francis (NY)	70 60
LAST 12 Division I GAMES:															
187	A	Central Conn. St.	49 51	221	H	Mt. St. Mary's	63 58	102	H	Howard	56 66				
195	H	Robert Morris	49 73	335	H	Columbia	71 51	248	A	Rider	68 69				
161	H	Saint Francis (PA)	58 60	298	H	Stony Brook	51 48	195	A	Robert Morris	50 79				
127	A	LIU Brooklyn	71 65												
337	A	St. Francis (NY)	70 60												
332	H	Wagner	86 49												

Non-Div I Games:

Fairleigh Dickinson

■ Loss, 
 ■ Non-Conf, 
 S Site, 
 ■ Home 
 ■ Away 
 N Neutral

Fla. Atlantic

Through Games Of Sunday, January 29, 2012

Average RPI Win:	272	WON-LOST	WINNING	LAST 12	STRENGTH OF	OPP. STRENGTH	TEAM	ADJ.	CONF.	ADJ CONF.
Average RPI Loss:	131	RECORD	PCT. RANK	GAMES	SCHEDULE	OF SCHEDULE	RPI	RPI	RPI	RPI
DIV. I ONLY	9- 8	148	8- 4	266	220	184	184	19	19	
DIV. I NON-CONF.	3- 6	240	2- 2	216	287	167	167	14	14	
TOTALS	RPI 1-25	RPI 26-50	W-L RECORDS	RPI 51-100	RPI 101-150	RPI 150+				
9- 8	0- 2	0- 0	OVERALL	0- 1	0- 3	9- 2				
4- 2	0- 0	0- 0	HOME	0- 1	0- 0	4- 1				
4- 4	0- 1	0- 0	AWAY	0- 0	0- 1	4- 0				
1- 2	0- 0	0- 0	NEUTRAL	0- 0	0- 1	1- 1				
3- 6	0- 2	0- 0	NON-CONFERENCE	0- 0	0- 2	3- 2				
2- 1	0- 0	0- 0	HOME	0- 0	0- 0	2- 1				
0- 3	0- 2	0- 0	AWAY	0- 0	0- 1	0- 0				
1- 2	0- 0	0- 0	NEUTRAL	0- 0	0- 1	1- 1				
6- 2	0- 0	0- 0	CONFERENCE	0- 1	0- 1	6- 0				
2- 1	0- 0	0- 0	HOME	0- 1	0- 0	2- 0				
4- 1	0- 0	0- 0	AWAY	0- 0	0- 1	4- 0				
0- 0	0- 0	0- 0	NEUTRAL	0- 0	0- 0	0- 0				

RPI 1-25				RPI 26-50				RPI 51-100				RPI 101+ Team's RPI: 184			
RPI	S	Opponent	Score	RPI	S	Opponent	Score	RPI	S	Opponent	Score	RPI	S	Opponent	Score
20	A	Kansas	63 82					54	H	Middle Tenn.	37 55	122	A	Stetson	37 52
22	A	Michigan	51 73									148	A	UALR	38 60
												150	N	Lamar	61 66
												159	A	FIU	50 49
												226	A	Arkansas St.	57 44
												230	H	Western Ky.	60 58
												250	H	La.-Monroe	65 58
												260	N	IUPUI	64 74
												268	H	Saint Louis	63 70
												288	A	La.-Lafayette	66 52
												306	H	North Florida	63 52
												324	H	Bethune-Cookman	68 46
												324	N	Bethune-Cookman	71 70
												338	A	Troy	66 46
LAST 12 Division I GAMES:															
230	H	Western Ky.	60 58	288	A	La.-Lafayette	66 52								
159	A	FIU	50 49	226	A	Arkansas St.	57 44								
338	A	Troy	66 46	122	A	Stetson	37 52								
54	H	Middle Tenn.	37 55	324	N	Bethune-Cookman	71 70								
148	A	UALR	38 60	306	H	North Florida	63 52								
250	H	La.-Monroe	65 58	268	H	Saint Louis	63 70								

Non-Div I Games: Webber Int'l 77 52 Warner 76 50

Fla. Atlantic

Loss, Non-Conf, S Site, H Home A Away N Neutral

Average RPI Win:	229	WON-LOST	WINNING	LAST 12	STRENGTH OF	OPP. STRENGTH	TEAM	ADJ.	CONF.	ADJ CONF.
Average RPI Loss:	107	RECORD	PCT. RANK	GAMES	SCHEDULE	OF SCHEDULE	RPI	RPI	RPI	RPI
DIV. I ONLY	18- 2	11	11- 1	297	205	77	77	30	30	
DIV. I NON-CONF.	7- 2	47	2- 1	135	35	23	23	28	28	
TOTALS	RPI 1-25	RPI 26-50	W-L RECORDS	RPI 51-100	RPI 101-150	RPI 150+				
18- 2	0- 0	1- 0	OVERALL	1- 1	1- 0	15- 1				
9- 0	0- 0	1- 0	HOME	1- 0	0- 0	7- 0				
8- 1	0- 0	0- 0	AWAY	0- 0	1- 0	7- 1				
1- 1	0- 0	0- 0	NEUTRAL	0- 1	0- 0	1- 0				
7- 2	0- 0	1- 0	NON-CONFERENCE	1- 1	0- 0	5- 1				
3- 0	0- 0	1- 0	HOME	1- 0	0- 0	1- 0				
3- 1	0- 0	0- 0	AWAY	0- 0	0- 0	3- 1				
1- 1	0- 0	0- 0	NEUTRAL	0- 1	0- 0	1- 0				
11- 0	0- 0	0- 0	CONFERENCE	0- 0	1- 0	10- 0				
6- 0	0- 0	0- 0	HOME	0- 0	0- 0	6- 0				
5- 0	0- 0	0- 0	AWAY	0- 0	1- 0	4- 0				
0- 0	0- 0	0- 0	NEUTRAL	0- 0	0- 0	0- 0				

RPI 1-25			RPI 26-50			RPI 51-100			Team's RPI: 77	RPI 101+		
RPI	S	Opponent	Score	RPI	S	Opponent	Score	RPI	S	Opponent	Score	
				42	H	Richmond	81 67	62	N	North Carolina St.	64 69	
								88	H	Michigan St.	59 58	
										122	A	Stetson
										152	A	Seton Hall
										155	H	Virginia Tech
										159	A	FIU
										179	A	UCF
										215	A	Hawaii
										239	N	Alcorn St.
										249	A	Kennesaw St.
										249	H	Kennesaw St.
										273	A	Belmont
										283	H	East Tenn. St.
										300	H	Jacksonville
										301	H	S.C. Upstate
										306	H	North Florida
										310	A	Mercer
										310	H	Mercer
										336	A	Lipscomb
LAST 12 Division I GAMES:												
				249	H	Kennesaw St.	58 51	306	H	North Florida	68 34	
				310	H	Mercer	92 55	249	A	Kennesaw St.	87 50	
				122	A	Stetson	59 55	310	A	Mercer	98 50	
				336	A	Lipscomb	76 59	239	N	Alcorn St.	85 38	
				273	A	Belmont	57 50	215	A	Hawaii	72 52	
				300	H	Jacksonville	74 51	62	N	North Carolina St.	64 69	

F  
l  
a  
·  
G  
u  
l  
f  
C  
o  
a  
s  
t

F  
l  
a  
·  
G  
u  
l  
f  
C  
o  
a  
s  
t

Non-Div I Games: Webber Int'l 106 27

Fla. Gulf Coast

Loss, Non-Conf, S Site, H Home A Away N Neutral

Through Games of Sunday, January 19, 1912				Through Games of Sunday, January 25, 1912						
Average RPI Win: 138		WON-LOST	WINNING	LAST 12	STRENGTH OF	OPP. STRENGTH	TEAM	ADJ.	CONF.	ADJ CONF.
Average RPI Loss: 34		RECORD	PCT. RANK	GAMES	SCHEDULE	OF SCHEDULE	RPI	RPI	RPI	RPI
DIV. I ONLY		13- 8	99	6- 6	11	72	40	40	3	3
DIV. I NON-CONF.		10- 3	49	3- 1	30	109	55	55	5	5
TOTALS		RPI 1-25	RPI 26-50	W-L RECORDS		RPI 51-100	RPI 101-150	RPI 150+		
13- 8	0- 4		1- 3	OVERALL		4- 0	3- 1	5- 0		
9- 3	0- 2		1- 1	HOME		3- 0	2- 0	3- 0		
2- 4	0- 1		0- 2	AWAY		0- 0	0- 1	2- 0		
2- 1	0- 1		0- 0	NEUTRAL		1- 0	1- 0	0- 0		
10- 3	0- 2		0- 0	NON-CONFERENCE		4- 0	3- 1	3- 0		
7- 1	0- 1		0- 0	HOME		3- 0	2- 0	2- 0		
1- 1	0- 0		0- 0	AWAY		0- 0	0- 1	1- 0		
2- 1	0- 1		0- 0	NEUTRAL		1- 0	1- 0	0- 0		
3- 5	0- 2		1- 3	CONFERENCE		0- 0	0- 0	2- 0		
2- 2	0- 1		1- 1	HOME		0- 0	0- 0	1- 0		
1- 3	0- 1		0- 2	AWAY		0- 0	0- 0	1- 0		
0- 0	0- 0		0- 0	NEUTRAL		0- 0	0- 0	0- 0		

[illegible]

Non-Div I Games:

Florida

■ Loss, ■ Non-Conf, S Site, H Home A Away N Neutral

Average RPI Win:	279	WON-LOST	WINNING	LAST 12	STRENGTH OF	OPP. STRENGTH	TEAM	ADJ.	CONF.	ADJ CONF.
Average RPI Loss:	125	RECORD	PCT. RANK	GAMES	SCHEDULE	OF SCHEDULE	RPI	RPI	RPI	RPI
DIV. I ONLY	15- 5	44	12- 0	336	291	154	154	28	28	
DIV. I NON-CONF.	7- 5	122	5- 0	246	220	94	94	27	27	
TOTALS	RPI 1-25	RPI 26-50	W-L RECORDS	RPI 51-100	RPI 101-150	RPI 150+				
15- 5	0- 1	0- 1	OVERALL	0- 0	1- 0	14- 3				
4- 2	0- 1	0- 1	HOME	0- 0	1- 0	3- 0				
10- 3	0- 0	0- 0	AWAY	0- 0	0- 0	10- 2				
1- 0	0- 0	0- 0	NEUTRAL	0- 0	0- 0	1- 0				
7- 5	0- 1	0- 1	NON-CONFERENCE	0- 0	1- 0	6- 3				
1- 2	0- 1	0- 1	HOME	0- 0	1- 0	0- 0				
5- 3	0- 0	0- 0	AWAY	0- 0	0- 0	5- 3				
1- 0	0- 0	0- 0	NEUTRAL	0- 0	0- 0	1- 0				
8- 0	0- 0	0- 0	CONFERENCE	0- 0	0- 0	8- 0				
3- 0	0- 0	0- 0	HOME	0- 0	0- 0	3- 0				
5- 0	0- 0	0- 0	AWAY	0- 0	0- 0	5- 0				
0- 0	0- 0	0- 0	NEUTRAL	0- 0	0- 0	0- 0				

RPI 1-25				RPI 26-50				RPI 51-100				RPI 101+ Team's RPI: 154			
RPI	S	Opponent	Score	RPI	S	Opponent	Score	RPI	S	Opponent	Score	RPI	S	Opponent	Score
16	H	Louisville	66 86	29	H	Nebraska	64 72					105	H	UAB	69 59
												159	A	FIU	64 79
												179	A	UCF	51 67
												240	A	Nicholls St.	69 77
												241	A	Md.-East. Shore	54 49
												243	H	South Carolina St.	79 62
												245	A	Tennessee St.	90 75
												254	H	Savannah St.	55 50
												272	A	Southern Miss.	77 68
												274	A	Austin Peay	86 77
												278	A	N.C. A&T	70 68
												300	A	Jacksonville	78 59
												320	N	Northwestern St.	77 53
												324	A	Bethune-Cookman	81 57
												324	H	Bethune-Cookman	65 51
												329	A	Southeastern La.	85 63
												334	A	Delaware St.	84 65
												342	A	N.C. Central	78 51
LAST 12 Division I GAMES:															
324	H	Bethune-Cookman	65 51	342	A	N.C. Central	78 51								
334	A	Delaware St.	84 65	105	H	UAB	69 59								
241	A	Md.-East. Shore	54 49	245	A	Tennessee St.	90 75								
243	H	South Carolina St.	79 62	274	A	Austin Peay	86 77								
254	H	Savannah St.	55 50	329	A	Southeastern La.	85 63								
278	A	N.C. A&T	70 68	320	N	Northwestern St.	77 53								

Non-Div I Games:

Florida A&amp;M

■ Loss, 
 ■ Non-Conf, S Site, 
 ■ Home 
 ■ Away 
 N Neutral



Average RPI Win:	153	WON-LOST	WINNING	LAST 12	STRENGTH OF	OPP. STRENGTH	TEAM	ADJ.	CONF.	ADJ CONF.
Average RPI Loss:	24	RECORD	PCT. RANK	GAMES	SCHEDULE	OF SCHEDULE	RPI	RPI	RPI	RPI
DIV. I ONLY	12- 11	163	6- 6	17	18	55	55	6	6	
DIV. I NON-CONF.	8- 6	129	2- 1	20	26	51	51	4	4	
TOTALS	RPI 1-25	RPI 26-50	W-L RECORDS	RPI 51-100	RPI 101-150	RPI 150+				
12- 11	0- 6	0- 5	OVERALL	4- 0	1- 0	7- 0				
5- 5	0- 4	0- 1	HOME	2- 0	0- 0	3- 0				
5- 5	0- 2	0- 3	AWAY	1- 0	0- 0	4- 0				
2- 1	0- 0	0- 1	NEUTRAL	1- 0	1- 0	0- 0				
8- 6	0- 2	0- 4	NON-CONFERENCE	3- 0	1- 0	4- 0				
4- 2	0- 1	0- 1	HOME	2- 0	0- 0	2- 0				
2- 3	0- 1	0- 2	AWAY	0- 0	0- 0	2- 0				
2- 1	0- 0	0- 1	NEUTRAL	1- 0	1- 0	0- 0				
4- 5	0- 4	0- 1	CONFERENCE	1- 0	0- 0	3- 0				
1- 3	0- 3	0- 0	HOME	0- 0	0- 0	1- 0				
3- 2	0- 1	0- 1	AWAY	1- 0	0- 0	2- 0				
0- 0	0- 0	0- 0	NEUTRAL	0- 0	0- 0	0- 0				

RPI 1-25				RPI 26-50				RPI 51-100 Team's RPI: 55				RPI 101+			
RPI	S	Opponent	Score	RPI	S	Opponent	Score	RPI	S	Opponent	Score	RPI	S	Opponent	Score
8	A	Duke	66 73	29	H	Nebraska	63 66	62	A	North Carolina St.	67 64	107	N	Minnesota	68 56
11	H	Maryland	70 91	30	N	Arkansas	52 55	83	N	South Fla.	62 49	155	A	Virginia Tech	75 40
13	H	Miami (FL)	57 60	37	A	Vanderbilt	59 64	93	H	Charlotte	64 62	179	A	UCF	60 47
14	A	Ohio St.	75 78	40	A	Florida	58 72	99	H	Yale	92 58	185	A	Boston College	68 59
16	H	Louisville	76 85	44	A	Virginia	52 62					199	A	Akron	90 64
19	H	Georgia Tech	55 79									210	H	Georgia St.	94 74
												224	H	Clemson	59 47
												238	H	Alabama A&M	86 41
LAST 12 Division I GAMES:															
44	A	Virginia	52 62	155	A	Virginia Tech	75 40								
62	A	North Carolina St.	67 64	224	H	Clemson	59 47								
19	H	Georgia Tech	55 79	11	H	Maryland	70 91								
185	A	Boston College	68 59	179	A	UCF	60 47								
13	H	Miami (FL)	57 60	99	H	Yale	92 58								
8	A	Duke	66 73	37	A	Vanderbilt	59 64								

Non-Div I Games:

Florida St.

Average RPI Win: <b>226</b>	WON-LOST	WINNING	LAST 12	STRENGTH OF	OPP. STRENGTH	TEAM	ADJ.	CONF.	ADJ CONF.
Average RPI Loss: <b>143</b>	RECORD	PCT. RANK	GAMES	SCHEDULE	OF SCHEDULE	RPI	RPI	RPI	RPI
DIV. I ONLY	11- 11	165	5- 7	236	162	183	183	8	8
DIV. I NON-CONF.	9- 6	116	3- 2	238	244	197	197	8	8
-----									
TOTALS	RPI 1-25	RPI 26-50	W-L RECORDS	RPI 51-100	RPI 101-150	RPI 150+			
11- 11	0- 1	0- 2	OVERALL	0- 1	2- 3	9- 4			
5- 5	0- 0	0- 1	HOME	0- 1	1- 2	4- 1			
6- 5	0- 1	0- 1	AWAY	0- 0	1- 1	5- 2			
0- 1	0- 0	0- 0	NEUTRAL	0- 0	0- 0	0- 1			
9- 6	0- 1	0- 0	NON-CONFERENCE	0- 0	2- 2	7- 3			
4- 3	0- 0	0- 0	HOME	0- 0	1- 2	3- 1			
5- 2	0- 1	0- 0	AWAY	0- 0	1- 0	4- 1			
0- 1	0- 0	0- 0	NEUTRAL	0- 0	0- 0	0- 1			
2- 5	0- 0	0- 2	CONFERENCE	0- 1	0- 1	2- 1			
1- 2	0- 0	0- 1	HOME	0- 1	0- 0	1- 0			
1- 3	0- 0	0- 1	AWAY	0- 0	0- 1	1- 1			
0- 0	0- 0	0- 0	NEUTRAL	0- 0	0- 0	0- 0			

RPI 1-25				RPI 26-50				RPI 51-100				RPI 101+ Team's RPI: 183			
RPI	S	Opponent	Score	RPI	S	Opponent	Score	RPI	S	Opponent	Score	RPI	S	Opponent	Score
10	A	Rutgers	48 <b>68</b>	45	H	Dayton	37 <b>62</b>	93	H	Charlotte	41 <b>61</b>	101	H	San Diego	44 <b>42</b>
				49	A	Saint Joseph's	46 <b>57</b>					120	H	Albany (NY)	42 <b>59</b>
												134	A	Holy Cross	54 <b>43</b>
												136	A	La Salle	62 <b>68</b>
												141	H	Coppin St.	60 <b>61</b>
												175	N	TCU	47 <b>48</b>
												179	A	UCF	70 <b>57</b>
												189	A	Manhattan	59 <b>49</b>
												215	A	Massachusetts	56 <b>54</b>
												218	A	George Washington	43 <b>54</b>
												225	H	Navy	47 <b>43</b>
												233	H	Winthrop	76 <b>53</b>
												247	H	Cornell	39 <b>40</b>
												257	H	Cleveland St.	52 <b>43</b>
												298	A	Stony Brook	41 <b>37</b>
												318	H	Rhode Island	69 <b>49</b>
												334	A	Delaware St.	63 <b>48</b>
												339	A	Bucknell	39 <b>49</b>
-----															
LAST 12 Division I GAMES:															
215	A	Massachusetts	56 <b>54</b>	218	A	George Washington	43 <b>54</b>	334	A	Delaware St.	63 <b>48</b>				
93	H	Charlotte	41 <b>61</b>	247	H	Cornell	39 <b>40</b>	141	H	Coppin St.	60 <b>61</b>				
45	H	Dayton	37 <b>62</b>	225	H	Navy	47 <b>43</b>	233	H	Winthrop	76 <b>53</b>				
49	A	Saint Joseph's	46 <b>57</b>												
318	H	Rhode Island	69 <b>49</b>												
136	A	La Salle	62 <b>68</b>												

Non-Div I Games:

Fordham

Average RPI Win:	208	WON-LOST	WINNING	LAST 12	STRENGTH OF	OPP. STRENGTH	TEAM	ADJ.	CONF.	ADJ CONF.
Average RPI Loss:	67	RECORD	PCT. RANK	GAMES	SCHEDULE	OF SCHEDULE	RPI	RPI	RPI	RPI
DIV. I ONLY	17- 4	21	11- 1	207	105	65	65	25	25	
DIV. I NON-CONF.	12- 4	62	6- 1	158	71	40	40	26	26	
TOTALS	RPI 1-25	RPI 26-50	W-L RECORDS	RPI 51-100	RPI 101-150	RPI 150+				
17- 4	0- 1	1- 1	OVERALL	0- 1	3- 1	13- 0				
9- 1	0- 1	1- 0	HOME	0- 0	2- 0	6- 0				
7- 3	0- 0	0- 1	AWAY	0- 1	1- 1	6- 0				
1- 0	0- 0	0- 0	NEUTRAL	0- 0	0- 0	1- 0				
12- 4	0- 1	1- 1	NON-CONFERENCE	0- 1	2- 1	9- 0				
6- 1	0- 1	1- 0	HOME	0- 0	2- 0	3- 0				
5- 3	0- 0	0- 1	AWAY	0- 1	0- 1	5- 0				
1- 0	0- 0	0- 0	NEUTRAL	0- 0	0- 0	1- 0				
5- 0	0- 0	0- 0	CONFERENCE	0- 0	1- 0	4- 0				
3- 0	0- 0	0- 0	HOME	0- 0	0- 0	3- 0				
2- 0	0- 0	0- 0	AWAY	0- 0	1- 0	1- 0				
0- 0	0- 0	0- 0	NEUTRAL	0- 0	0- 0	0- 0				

RPI 1-25				RPI 26-50				RPI 51-100 Team's RPI: 65				RPI 101+			
RPI	S	Opponent	Score	RPI	S	Opponent	Score	RPI	S	Opponent	Score	RPI	S	Opponent	Score
4	H	Stanford	59 93	27	H	Oklahoma	69 66	94	A	UNLV	71 73	123	H	Pacific	61 52
				32	A	Southern California	57 65					133	H	Oregon	81 71
												138	A	Utah St.	90 67
												139	A	Pepperdine	78 81
												165	A	SMU	88 67
												167	H	Seattle	71 61
												170	A	Cal St. Northridge	70 61
												194	A	Cal Poly	79 76
												196	H	Santa Clara	83 71
												215	H	Hawaii	83 48
												245	N	Tennessee St.	83 66
												261	H	San Jose St.	76 49
												276	H	Nevada	85 67
												292	A	UC Riverside	67 62
												303	H	CSU Bakersfield	88 59
												309	A	Texas-Arlington	78 48
												322	A	Idaho	72 49
LAST 12 Division I GAMES:															
215	H	Hawaii	83 48	94	A	UNLV	71 73	309	A	Texas-Arlington	78 48	123	H	Pacific	61 52
261	H	San Jose St.	76 49	303	A	UC Riverside	67 62	303	H	CSU Bakersfield	88 59	170	A	Cal St. Northridge	70 61
322	A	Idaho	72 49	292	A	UC Riverside	67 62								
138	A	Utah St.	90 67	123	H	Pacific	61 52								
276	H	Nevada	85 67	303	H	CSU Bakersfield	88 59								
167	H	Seattle	71 61	170	A	Cal St. Northridge	70 61								

Non-Div I Games:

Fresno St.

## Furman

## Through Games Of Sunday, January 29, 2012

Average RPI Win:	275	WON-LOST	WINNING	LAST 12	STRENGTH OF	OPP. STRENGTH	TEAM	ADJ.	CONF.	ADJ CONF.
Average RPI Loss:	112	RECORD	PCT. RANK	GAMES	SCHEDULE	OF SCHEDULE	RPI	RPI	RPI	RPI
DIV. I ONLY	11- 9	135	6- 6	253	245	173	173	18	18	
DIV. I NON-CONF.	4- 5	201	1- 2	249	223	171	171	22	22	
TOTALS	RPI 1-25	RPI 26-50	W-L RECORDS	RPI 51-100	RPI 101-150	RPI 150+				
11- 9	0- 0	0- 2	OVERALL	0- 3	0- 2	11- 2				
6- 3	0- 0	0- 0	HOME	0- 1	0- 1	6- 1				
5- 6	0- 0	0- 2	AWAY	0- 2	0- 1	5- 1				
0- 0	0- 0	0- 0	NEUTRAL	0- 0	0- 0	0- 0				
4- 5	0- 0	0- 2	NON-CONFERENCE	0- 1	0- 0	4- 2				
3- 1	0- 0	0- 0	HOME	0- 0	0- 0	3- 1				
1- 4	0- 0	0- 2	AWAY	0- 1	0- 0	1- 1				
0- 0	0- 0	0- 0	NEUTRAL	0- 0	0- 0	0- 0				
7- 4	0- 0	0- 0	CONFERENCE	0- 2	0- 2	7- 0				
3- 2	0- 0	0- 0	HOME	0- 1	0- 1	3- 0				
4- 2	0- 0	0- 0	AWAY	0- 1	0- 1	4- 0				
0- 0	0- 0	0- 0	NEUTRAL	0- 0	0- 0	0- 0				

RPI S	Opponent	Score	RPI S	Opponent	Score	RPI S	Opponent	Score	RPI S	Opponent	Score	Team's RPI: 173
28	A Georgia	58 83	69	A Chattanooga	53 71	125	H Davidson	50 61				
39	A South Carolina	33 72	91	H Appalachian St.	63 78	131	A Samford	66 71				
			93	A Charlotte	53 89	176	H Marshall	62 54				
						207	A Charleston So.	78 80				
						212	H Elon	75 60				
						224	H Clemson	67 68				
						227	A Col. of Charleston	60 51				
						275	A Ga. Southern	66 60				
						279	A Western Caro.	57 54				
						291	A Presbyterian	63 47				
						297	A UNC Greensboro	66 64				
						297	H UNC Greensboro	53 48				
						307	H Wofford	76 66				
						327	H UNC Asheville	71 59				
						338	H Troy	75 57				
LAST 12 Division I GAMES:												
91	H Appalachian St.	63 78	125	H Davidson	50 61							
307	H Wofford	76 66	93	A Charlotte	53 89							
297	A UNC Greensboro	66 64	28	A Georgia	58 83							
69	A Chattanooga	53 71	176	H Marshall	62 54							
131	A Samford	66 71	297	H UNC Greensboro	53 48							
279	A Western Caro.	57 54	212	H Elon	75 60							

Non-Div I Games:

Furman

■ Loss, 
 ■ Non-Conf, 
 S Site, 
 ■ Home 
 ■ Away 
 N Neutral

## Ga. Southern

Through Games Of Sunday, January 29, 2012

Average RPI Win:	<b>294</b>	WON-LOST	WINNING	LAST 12	STRENGTH OF	OPP. STRENGTH	TEAM	ADJ.	CONF.	ADJ CONF.
Average RPI Loss:	<b>148</b>	RECORD	PCT. RANK	GAMES	SCHEDULE	OF SCHEDULE	RPI	RPI	RPI	RPI
DIV. I ONLY	<b>6- 13</b>	<b>266</b>	<b>4- 7</b>	<b>212</b>	<b>270</b>	<b>275</b>	<b>275</b>	<b>18</b>	<b>18</b>	
DIV. I NON-CONF.	<b>3- 5</b>	<b>226</b>	<b>1- 1</b>	<b>212</b>	<b>288</b>	<b>279</b>	<b>279</b>	<b>22</b>	<b>22</b>	
TOTALS	RPI 1-25	RPI 26-50	W-L RECORDS	RPI 51-100	RPI 101-150	RPI 150+				
6- 13	0- 0	0- 1	OVERALL	0- 2	0- 4	6- 6				
3- 7	0- 0	0- 1	HOME	0- 1	0- 3	3- 2				
2- 5	0- 0	0- 0	AWAY	0- 1	0- 1	2- 3				
1- 1	0- 0	0- 0	NEUTRAL	0- 0	0- 0	1- 1				
3- 5	0- 0	0- 1	NON-CONFERENCE	0- 0	0- 2	3- 2				
1- 3	0- 0	0- 1	HOME	0- 0	0- 2	1- 0				
1- 1	0- 0	0- 0	AWAY	0- 0	0- 0	1- 1				
1- 1	0- 0	0- 0	NEUTRAL	0- 0	0- 0	1- 1				
3- 8	0- 0	0- 0	CONFERENCE	0- 2	0- 2	3- 4				
2- 4	0- 0	0- 0	HOME	0- 1	0- 1	2- 2				
1- 4	0- 0	0- 0	AWAY	0- 1	0- 1	1- 2				
0- 0	0- 0	0- 0	NEUTRAL	0- 0	0- 0	0- 0				

RPI 1-25				RPI 26-50				RPI 51-100				RPI 101+				Team's RPI: 275
RPI	S	Opponent	Score	RPI	S	Opponent	Score	RPI	S	Opponent	Score	RPI	S	Opponent	Score	
				28	H	Georgia	49 68	69	H	Chattanooga	60 66	109	H	Arizona	46 88	
								91	A	Appalachian St.	45 64	122	H	Stetson	51 61	
												125	A	Davidson	48 72	
												131	H	Samford	47 53	
												164	N	Stephen F. Austin	40 49	
												172	A	Alabama	34 67	
												173	H	Furman	60 66	
												212	A	Elon	60 61	
												227	A	Col. of Charleston	35 34	
												227	H	Col. of Charleston	44 47	
												279	H	Western Caro.	41 40	
												297	A	UNC Greensboro	54 55	
												300	H	Jacksonville	52 46	
												307	H	Wofford	56 48	
												310	A	Mercer	57 55	
												340	N	Jacksonville St.	72 49	
LAST 12 Division I GAMES:																
				227	H	Col. of Charleston	44 47					131	H	Samford	47 53	
				279	H	Western Caro.	41 40					307	H	Wofford	56 48	
				227	A	Col. of Charleston	35 34					300	H	Jacksonville	52 46	
				297	A	UNC Greensboro	54 55					125	A	Davidson	48 72	
				212	A	Elon	60 61					122	H	Stetson	51 61	
				69	H	Chattanooga	60 66					173	H	Furman	60 66	

Non-Div I Games: Southern Wesleyan 75 40

Ga. Southern

■ Loss, 
 ■ Non-Conf, S Site, 
 ■ Home 
 ■ Away 
 N Neutral

Average RPI Win:	318	WON-LOST	WINNING	LAST 12	STRENGTH OF	OPP. STRENGTH	TEAM	ADJ.	CONF.	ADJ CONF.
Average RPI Loss:	182	RECORD	PCT. RANK	GAMES	SCHEDULE	OF SCHEDULE	RPI	RPI	RPI	RPI
DIV. I ONLY	2- 16	332	2- 10	171	330	319	319	27	27	
DIV. I NON-CONF.	1- 9	322	1- 3	101	278	300	300	31	31	
TOTALS	RPI 1-25	RPI 26-50	W-L RECORDS	RPI 51-100	RPI 101-150	RPI 150+				
2- 16	0- 2	0- 1	OVERALL	0- 1	0- 3	2- 9				
1- 5	0- 0	0- 0	HOME	0- 1	0- 0	1- 4				
1- 9	0- 1	0- 0	AWAY	0- 0	0- 3	1- 5				
0- 2	0- 1	0- 1	NEUTRAL	0- 0	0- 0	0- 0				
1- 9	0- 2	0- 1	NON-CONFERENCE	0- 1	0- 2	1- 3				
0- 3	0- 0	0- 0	HOME	0- 1	0- 0	0- 2				
1- 4	0- 1	0- 0	AWAY	0- 0	0- 2	1- 1				
0- 2	0- 1	0- 1	NEUTRAL	0- 0	0- 0	0- 0				
1- 7	0- 0	0- 0	CONFERENCE	0- 0	0- 1	1- 6				
1- 2	0- 0	0- 0	HOME	0- 0	0- 0	1- 2				
0- 5	0- 0	0- 0	AWAY	0- 0	0- 1	0- 4				
0- 0	0- 0	0- 0	NEUTRAL	0- 0	0- 0	0- 0				

RPI 1-25				RPI 26-50				RPI 51-100				RPI 101+ Team's RPI: 319			
RPI	S	Opponent	Score	RPI	S	Opponent	Score	RPI	S	Opponent	Score	RPI	S	Opponent	Score
8	N	Duke	31 97	32	N	Southern California	41 82	91	H	Appalachian St.	41 69	114	A	North Carolina	44 109
16	A	Louisville	27 92									125	A	Davidson	46 67
												126	A	High Point	41 63
												188	A	Campbell	52 62
												207	H	Charleston So.	53 63
												233	A	Winthrop	48 86
												249	H	Kennesaw St.	48 68
												265	H	Radford	50 63
												291	A	Presbyterian	43 54
												294	H	Coastal Caro.	73 63
												307	H	Wofford	50 58
												327	A	UNC Asheville	62 74
												336	A	Lipscomb	65 76
												342	A	N.C. Central	56 45
LAST 12 Division I GAMES:															
265	H	Radford	50 63	126	A	High Point	41 63								
327	A	UNC Asheville	62 74	188	A	Campbell	52 62								
233	A	Winthrop	48 86	342	A	N.C. Central	56 45								
291	A	Presbyterian	43 54	336	A	Lipscomb	65 76								
294	H	Coastal Caro.	73 63	16	A	Louisville	27 92								
207	H	Charleston So.	53 63	307	H	Wofford	50 58								

Non-Div I Games:

Gardner-Webb

■ Loss, 
■ Non-Conf, 
■ S Site, 
■ H Home 
■ A Away 
N Neutral

Average RPI Win:	209	WON-LOST	WINNING	LAST 12	STRENGTH OF	OPP. STRENGTH	TEAM	ADJ.	CONF.	ADJ CONF.
Average RPI Loss:	150	RECORD	PCT. RANK	GAMES	SCHEDULE	OF SCHEDULE	RPI	RPI	RPI	RPI
DIV. I ONLY	10- 10	165	4- 8	233	115	192	192	7	7	
DIV. I NON-CONF.	6- 5	141	1- 3	278	208	229	229	7	7	
TOTALS	RPI 1-25	RPI 26-50	W-L RECORDS	RPI 51-100	RPI 101-150	RPI 150+				
10- 10	0- 2	0- 0	OVERALL	1- 1	1- 1	8- 6				
8- 3	0- 2	0- 0	HOME	1- 0	1- 0	6- 1				
2- 7	0- 0	0- 0	AWAY	0- 1	0- 1	2- 5				
0- 0	0- 0	0- 0	NEUTRAL	0- 0	0- 0	0- 0				
6- 5	0- 1	0- 0	NON-CONFERENCE	0- 0	0- 1	6- 3				
4- 2	0- 1	0- 0	HOME	0- 0	0- 0	4- 1				
2- 3	0- 0	0- 0	AWAY	0- 0	0- 1	2- 2				
0- 0	0- 0	0- 0	NEUTRAL	0- 0	0- 0	0- 0				
4- 5	0- 1	0- 0	CONFERENCE	1- 1	1- 0	2- 3				
4- 1	0- 1	0- 0	HOME	1- 0	1- 0	2- 0				
0- 4	0- 0	0- 0	AWAY	0- 1	0- 0	0- 3				
0- 0	0- 0	0- 0	NEUTRAL	0- 0	0- 0	0- 0				

RPI	S	Opponent	Score	RPI	S	Opponent	Score	RPI	S	Opponent	Score	RPI	S	Opponent	Score	Team's RPI: 192
6	H	Delaware	54 66					66	H	Towson	78 54	111	H	VCU	71 58	
11	H	Maryland	50 78					67	A	UNC Wilmington	53 61	144	A	UMBC	53 65	
												156	H	American	51 55	
												168	H	Oakland	59 48	
												186	A	William & Mary	66 76	
												186	H	William & Mary	82 70	
												197	A	Northeastern	54 58	
												215	H	Massachusetts	55 52	
												218	H	George Washington	58 55	
												222	A	Old Dominion	68 71	
												222	H	Old Dominion	85 69	
												242	A	Ohio	59 75	
												271	A	Norfolk St.	57 60	
												277	A	Longwood	80 58	
												298	A	Stony Brook	54 50	
												327	H	UNC Asheville	88 59	
LAST 12 Division I GAMES:																
222	A	Old Dominion	68 71	6	H	Delaware	54 66	186	A	William & Mary	66 76	271	A	Norfolk St.	57 60	
66	H	Towson	78 54	242	A	Ohio	59 75	218	H	George Washington	58 55	11	H	Maryland	50 78	
111	H	VCU	71 58	67	A	UNC Wilmington	53 61									
186	H	William & Mary	82 70													
197	A	Northeastern	54 58													

Non-Div I Games:

George Mason

■ Loss, 
■ Non-Conf, 
■ S Site, 
■ H Home 
■ A Away 
N Neutral

## George Washington

Through Games Of Sunday, January 29, 2012

Average RPI Win:	256	WON-LOST	WINNING	LAST 12	STRENGTH OF	OPP. STRENGTH	TEAM	ADJ.	CONF.	ADJ CONF.
Average RPI Loss:	107	RECORD	PCT. RANK	GAMES	SCHEDULE	OF SCHEDULE	RPI	RPI	RPI	RPI
DIV. I ONLY	10- 11	183	5- 7	254	125	218	218	8	8	
DIV. I NON-CONF.	7- 7	160	2- 3	307	172	254	254	8	8	
TOTALS	RPI 1-25	RPI 26-50	W-L RECORDS	RPI 51-100	RPI 101-150	RPI 150+				
10- 11	0- 2	0- 2	OVERALL	0- 3	0- 0	10- 4				
5- 6	0- 1	0- 1	HOME	0- 1	0- 0	5- 3				
3- 5	0- 1	0- 1	AWAY	0- 2	0- 0	3- 1				
2- 0	0- 0	0- 0	NEUTRAL	0- 0	0- 0	2- 0				
7- 7	0- 2	0- 0	NON-CONFERENCE	0- 1	0- 0	7- 4				
3- 4	0- 1	0- 0	HOME	0- 0	0- 0	3- 3				
2- 3	0- 1	0- 0	AWAY	0- 1	0- 0	2- 1				
2- 0	0- 0	0- 0	NEUTRAL	0- 0	0- 0	2- 0				
3- 4	0- 0	0- 2	CONFERENCE	0- 2	0- 0	3- 0				
2- 2	0- 0	0- 1	HOME	0- 1	0- 0	2- 0				
1- 2	0- 0	0- 1	AWAY	0- 1	0- 0	1- 0				
0- 0	0- 0	0- 0	NEUTRAL	0- 0	0- 0	0- 0				

RPI 1-25				RPI 26-50				RPI 51-100				RPI 101+ Team's RPI: 218			
RPI	S	Opponent	Score	RPI	S	Opponent	Score	RPI	S	Opponent	Score	RPI	S	Opponent	Score
10	H	Rutgers	54 75	42	A	Richmond	57 74	63	A	Duquesne	50 76	155	H	Virginia Tech	48 55
24	A	Georgetown	50 59	45	H	Dayton	56 74	84	A	Auburn	47 55	156	H	American	60 49
								93	H	Charlotte	60 61	183	H	Fordham	54 43
												186	A	William & Mary	74 66
												192	A	George Mason	55 58
												217	H	Loyola Maryland	62 70
												222	H	Old Dominion	58 52
												252	H	Morgan St.	68 73
												265	H	Radford	83 59
												268	H	Saint Louis	68 58
												309	A	Texas-Arlington	63 41
												311	N	Maine	54 46
												318	A	Rhode Island	63 42
												341	N	Houston Baptist	80 44
LAST 12 Division I GAMES:															
45	H	Dayton	56 74	183	H	Fordham	54 43								
268	H	Saint Louis	68 58	156	H	American	60 49								
63	A	Duquesne	50 76	10	H	Rutgers	54 75								
318	A	Rhode Island	63 42	186	A	William & Mary	74 66								
93	H	Charlotte	60 61	192	A	George Mason	55 58								
42	A	Richmond	57 74	217	H	Loyola Maryland	62 70								

Non-Div I Games:

George Washington

■ Loss, 
■ Non-Conf, 
■ S Site, 
■ H Home 
■ A Away 
N Neutral



## Georgetown

Through Games Of Sunday, January 29, 2012

Average RPI Win:	151	WON-LOST	WINNING	LAST 12	STRENGTH OF	OPP. STRENGTH	TEAM	ADJ.	CONF.	ADJ CONF.
Average RPI Loss:	17	RECORD	PCT. RANK	GAMES	SCHEDULE	OF SCHEDULE	RPI	RPI	RPI	RPI
DIV. I ONLY	17- 5	29	8- 3	31	54	24	24	2	2	
DIV. I NON-CONF.	11- 2	24	3- 0	93	117	48	48	2	2	
TOTALS	RPI 1-25	RPI 26-50	W-L RECORDS	RPI 51-100	RPI 101-150	RPI 150+				
17- 5	2- 4	1- 1	OVERALL	4- 0	2- 0	8- 0				
8- 3	2- 3	0- 0	HOME	0- 0	1- 0	5- 0				
7- 2	0- 1	0- 1	AWAY	4- 0	1- 0	2- 0				
2- 0	0- 0	1- 0	NEUTRAL	0- 0	0- 0	1- 0				
11- 2	1- 1	1- 1	NON-CONFERENCE	1- 0	1- 0	7- 0				
6- 0	1- 0	0- 0	HOME	0- 0	0- 0	5- 0				
3- 2	0- 1	0- 1	AWAY	1- 0	1- 0	1- 0				
2- 0	0- 0	1- 0	NEUTRAL	0- 0	0- 0	1- 0				
6- 3	1- 3	0- 0	CONFERENCE	3- 0	1- 0	1- 0				
2- 3	1- 3	0- 0	HOME	0- 0	1- 0	0- 0				
4- 0	0- 0	0- 0	AWAY	3- 0	0- 0	1- 0				
0- 0	0- 0	0- 0	NEUTRAL	0- 0	0- 0	0- 0				

RPI S	Opponent	Score	RPI S	Opponent	Score	RPI S	Opponent	Score	RPI S	Opponent	Score
5	H Notre Dame	60 80	28	N Georgia	64 56	72	A West Virginia	64 54	124	H Syracuse	69 42
10	H Rutgers	54 36	34	A LSU	40 51	81	A Marquette	67 39	141	A Coppin St.	70 54
11	A Maryland	53 72				83	A South Fla.	66 56	151	A Pittsburgh	82 54
13	H Miami (FL)	71 46				94	A UNLV	64 45	180	H Monmouth	64 44
16	H Louisville	61 64							218	H George Washington	59 50
21	H DePaul	50 59							248	H Rider	58 51
									256	N Vermont	65 53
									277	H Longwood	56 45
									280	A Dartmouth	77 38
									314	H Houston	66 36
LAST 12 Division I GAMES:											
10	H Rutgers	54 36	83	A South Fla.	66 56						
72	A West Virginia	64 54	21	H DePaul	50 59						
16	H Louisville	61 64	280	A Dartmouth	77 38						
81	A Marquette	67 39	256	N Vermont	65 53						
124	H Syracuse	69 42	13	H Miami (FL)	71 46						
5	H Notre Dame	60 80	218	H George Washington	59 50						

Non-Div I Games:

Georgetown

■ Loss, 
 ■ Non-Conf, S Site, 
 ■ Home 
 ■ Away 
 N Neutral



Average RPI Win:	251	WON-LOST	WINNING	LAST 12	STRENGTH OF	OPP. STRENGTH	TEAM	ADJ.	CONF.	ADJ CONF.
Average RPI Loss:	94	RECORD	PCT. RANK	GAMES	SCHEDULE	OF SCHEDULE	RPI	RPI	RPI	RPI
DIV. I ONLY	6- 14	271	3- 9	87	137	210	210	7	7	
DIV. I NON-CONF.	6- 5	141	3- 1	111	303	244	244	7	7	
TOTALS	RPI 1-25	RPI 26-50	W-L RECORDS	RPI 51-100	RPI 101-150	RPI 150+				
6- 14	0- 1	0- 4	OVERALL	0- 4	1- 2	5- 3				
3- 7	0- 1	0- 2	HOME	0- 2	0- 1	3- 1				
2- 6	0- 0	0- 2	AWAY	0- 2	0- 1	2- 1				
1- 1	0- 0	0- 0	NEUTRAL	0- 0	1- 0	0- 1				
6- 5	0- 1	0- 0	NON-CONFERENCE	0- 2	1- 1	5- 1				
3- 3	0- 1	0- 0	HOME	0- 1	0- 1	3- 0				
2- 1	0- 0	0- 0	AWAY	0- 1	0- 0	2- 0				
1- 1	0- 0	0- 0	NEUTRAL	0- 0	1- 0	0- 1				
0- 9	0- 0	0- 4	CONFERENCE	0- 2	0- 1	0- 2				
0- 4	0- 0	0- 2	HOME	0- 1	0- 0	0- 1				
0- 5	0- 0	0- 2	AWAY	0- 1	0- 1	0- 1				
0- 0	0- 0	0- 0	NEUTRAL	0- 0	0- 0	0- 0				

RPI 1-25				RPI 26-50				RPI 51-100				RPI 101+ Team's RPI: 210			
RPI	S	Opponent	Score	RPI	S	Opponent	Score	RPI	S	Opponent	Score	RPI	S	Opponent	Score
19	H	Georgia Tech	50 85	33	A	James Madison	45 76	55	A	Florida St.	74 94	109	H	Arizona	66 79
				33	H	James Madison	50 62	66	H	Towson	52 56	111	A	VCU	70 75
				38	A	Hofstra	67 80	76	A	Drexel	38 65	126	N	High Point	79 68
				38	H	Hofstra	71 86	91	H	Appalachian St.	58 82	188	H	Campbell	70 56
												200	N	SIU Edwardsville	49 63
												222	A	Old Dominion	59 68
												222	H	Old Dominion	60 71
												249	H	Kennesaw St.	65 59
												279	A	Western Caro.	64 59
												324	H	Bethune-Cookman	66 50
												340	A	Jacksonville St.	68 60
LAST 12 Division I GAMES:															
111	A	VCU	70 75	33	H	James Madison	50 62								
33	A	James Madison	45 76	222	A	Old Dominion	59 68								
66	H	Towson	52 56	324	H	Bethune-Cookman	66 50								
222	H	Old Dominion	60 71	340	A	Jacksonville St.	68 60								
76	A	Drexel	38 65	200	N	SIU Edwardsville	49 63								
38	A	Hofstra	67 80	126	N	High Point	79 68								

Non-Div I Games:

Georgia St.

## Georgia Tech

## Through Games Of Sunday, January 29, 2012

Average RPI Win:	150	WON-LOST	WINNING	LAST 12	STRENGTH OF	OPP. STRENGTH	TEAM	ADJ.	CONF.	ADJ CONF.
Average RPI Loss:	15	RECORD	PCT. RANK	GAMES	SCHEDULE	OF SCHEDULE	RPI	RPI	RPI	RPI
DIV. I ONLY	16- 6	58	9- 3	15	51	19	19	6	6	
DIV. I NON-CONF.	10- 3	49	3- 0	22	149	25	25	4	4	
TOTALS	RPI 1-25	RPI 26-50	W-L RECORDS	RPI 51-100	RPI 101-150	RPI 150+				
16- 6	0- 5	2- 1	OVERALL	5- 0	1- 0	8- 0				
7- 2	0- 2	2- 0	HOME	0- 0	1- 0	4- 0				
7- 2	0- 1	0- 1	AWAY	4- 0	0- 0	3- 0				
2- 2	0- 2	0- 0	NEUTRAL	1- 0	0- 0	1- 0				
10- 3	0- 2	1- 1	NON-CONFERENCE	3- 0	0- 0	6- 0				
5- 0	0- 0	1- 0	HOME	0- 0	0- 0	4- 0				
3- 1	0- 0	0- 1	AWAY	2- 0	0- 0	1- 0				
2- 2	0- 2	0- 0	NEUTRAL	1- 0	0- 0	1- 0				
6- 3	0- 3	1- 0	CONFERENCE	2- 0	1- 0	2- 0				
2- 2	0- 2	1- 0	HOME	0- 0	1- 0	0- 0				
4- 1	0- 1	0- 0	AWAY	2- 0	0- 0	2- 0				
0- 0	0- 0	0- 0	NEUTRAL	0- 0	0- 0	0- 0				

RPI S	Opponent	Score	RPI S	Opponent	Score	RPI S	Opponent	Score	RPI S	Opponent	Score
8	H Duke	62 79	28	A Georgia	68 75	54	A Middle Tenn.	58 47	113	H Wake Forest	71 67
10	N Rutgers	40 59	29	H Nebraska	73 57	55	A Florida St.	79 55	185	A Boston College	68 58
11	A Maryland	74 77	44	H Virginia	63 53	62	A North Carolina St.	76 66	200	N SIU Edwardsville	80 38
13	H Miami (FL)	65 77				81	A Marquette	74 63	210	A Georgia St.	85 50
18	N Green Bay	62 67				87	N Central Ark.	67 61	222	H Old Dominion	87 56
									224	A Clemson	63 54
									249	H Kennesaw St.	94 51
									278	H N.C. A&T	74 57
									308	H Alabama St.	97 37
LAST 12 Division I GAMES:											
224	A Clemson	63 54	13	H Miami (FL)	65 77						
44	H Virginia	63 53	11	A Maryland	74 77						
55	A Florida St.	79 55	62	A North Carolina St.	76 66						
8	H Duke	62 79	278	H N.C. A&T	74 57						
185	A Boston College	68 58	87	N Central Ark.	67 61						
113	H Wake Forest	71 67	200	N SIU Edwardsville	80 38						

Non-Div I Games:

Georgia Tech

■ Loss, 
■ Non-Conf, S Site, 
■ Home 
■ Away 
N Neutral

## Gonzaga

Through Games Of Sunday, January 29, 2012

Average RPI Win: <b>160</b>	WON-LOST	WINNING	LAST 12	STRENGTH OF	OPP. STRENGTH	TEAM	ADJ.	CONF.	ADJ CONF.
Average RPI Loss: <b>32</b>	RECORD	PCT. RANK	GAMES	SCHEDULE	OF SCHEDULE	RPI	RPI	RPI	RPI
DIV. I ONLY	19- 3	13	11- 1	113	55	31	31	9	9
DIV. I NON-CONF.	11- 2	24	3- 0	65	33	20	20	9	9
TOTALS	RPI 1-25	RPI 26-50	W-L RECORDS	RPI 51-100	RPI 101-150	RPI 150+			
19- 3	0- 1	3- 1	OVERALL	2- 1	3- 0	11- 0			
8- 2	0- 0	1- 1	HOME	0- 1	1- 0	6- 0			
9- 1	0- 1	0- 0	AWAY	2- 0	2- 0	5- 0			
2- 0	0- 0	2- 0	NEUTRAL	0- 0	0- 0	0- 0			
11- 2	0- 1	3- 1	NON-CONFERENCE	1- 0	1- 0	6- 0			
6- 1	0- 0	1- 1	HOME	0- 0	1- 0	4- 0			
3- 1	0- 1	0- 0	AWAY	1- 0	0- 0	2- 0			
2- 0	0- 0	2- 0	NEUTRAL	0- 0	0- 0	0- 0			
8- 1	0- 0	0- 0	CONFERENCE	1- 1	2- 0	5- 0			
2- 1	0- 0	0- 0	HOME	0- 1	0- 0	2- 0			
6- 0	0- 0	0- 0	AWAY	1- 0	2- 0	3- 0			
0- 0	0- 0	0- 0	NEUTRAL	0- 0	0- 0	0- 0			

RPI 1-25				RPI 26-50				Team's RPI: 31				RPI 51-100				RPI 101+			
RPI	S	Opponent	Score	RPI	S	Opponent	Score	RPI	S	Opponent	Score	RPI	S	Opponent	Score	RPI	S	Opponent	Score
4	A	Stanford	61 76	28	N	Georgia	71 68	59	A	Washington St.	71 69	101	A	San Diego	54 44				
				32	H	Southern California	51 58	60	A	St. Mary's (CA)	75 70	121	H	Eastern Wash.	75 69				
				38	H	Hofstra	101 88	60	H	St. Mary's (CA)	63 66	139	A	Pepperdine	79 50				
				45	N	Dayton	82 76					152	H	Portland St.	99 69				
												161	H	Saint Francis (PA)	92 50				
												177	A	Portland	80 65				
												191	H	Montana	70 54				
												196	A	Santa Clara	81 68				
												232	A	Loyola Marymount	80 54				
												232	H	Loyola Marymount	79 61				
												237	A	Cal St. Fullerton	73 60				
												259	H	San Francisco	87 52				
												292	H	UC Riverside	83 56				
												322	A	Idaho	91 42				
LAST 12 Division I GAMES:																			
				60	A	St. Mary's (CA)	75 70	232	A	Loyola Marymount	80 54								
				232	H	Loyola Marymount	79 61	139	A	Pepperdine	79 50								
				101	A	San Diego	54 44	161	H	Saint Francis (PA)	92 50								
				196	A	Santa Clara	81 68	177	A	Portland	80 65								
				60	H	St. Mary's (CA)	63 66	45	N	Dayton	82 76								
				259	H	San Francisco	87 52	28	N	Georgia	71 68								

Non-Div I Games:

Gonzaga

■ Loss, 
 ■ Non-Conf, S Site, 
 ■ Home 
 ■ Away 
 N Neutral

Average RPI Win:	244	WON-LOST	WINNING	LAST 12	STRENGTH OF	OPP. STRENGTH	TEAM	ADJ.	CONF.	ADJ CONF.
Average RPI Loss:	172	RECORD	PCT. RANK	GAMES	SCHEDULE	OF SCHEDULE	RPI	RPI	RPI	RPI
DIV. I ONLY	7- 10	217	5- 7	245	273	213	213	32	32	
DIV. I NON-CONF.	3- 6	240	1- 3	41	103	102	102	17	17	
TOTALS	RPI 1-25	RPI 26-50	W-L RECORDS	RPI 51-100	RPI 101-150	RPI 150+				
7- 10	0- 0	0- 2	OVERALL	0- 1	1- 0	6- 7				
3- 2	0- 0	0- 0	HOME	0- 0	0- 0	3- 2				
4- 7	0- 0	0- 2	AWAY	0- 1	1- 0	3- 4				
0- 1	0- 0	0- 0	NEUTRAL	0- 0	0- 0	0- 1				
3- 6	0- 0	0- 2	NON-CONFERENCE	0- 1	1- 0	2- 3				
2- 0	0- 0	0- 0	HOME	0- 0	0- 0	2- 0				
1- 6	0- 0	0- 2	AWAY	0- 1	1- 0	0- 3				
0- 0	0- 0	0- 0	NEUTRAL	0- 0	0- 0	0- 0				
4- 4	0- 0	0- 0	CONFERENCE	0- 0	0- 0	4- 4				
1- 2	0- 0	0- 0	HOME	0- 0	0- 0	1- 2				
3- 1	0- 0	0- 0	AWAY	0- 0	0- 0	3- 1				
0- 1	0- 0	0- 0	NEUTRAL	0- 0	0- 0	0- 1				

RPI 1-25				RPI 26-50				RPI 51-100				RPI 101+				Team's RPI: 213	
RPI	S	Opponent	Score	RPI	S	Opponent	Score	RPI	S	Opponent	Score	RPI	S	Opponent	Score		
				30	A	Arkansas	49 69	52	A	Texas	38 91	115	A	Oral Roberts	89 80		
				34	A	LSU	47 62					157	H	Sam Houston St.	64 52		
												164	A	Stephen F. Austin	53 71		
												169	A	Tulsa	56 61		
												171	A	Ole Miss	53 78		
												235	A	Southern U.	67 72		
												238	H	Alabama A&M	64 76		
												239	A	Alcorn St.	55 44		
												250	H	La.-Monroe	75 71		
												293	N	Prairie View	55 68		
												308	H	Alabama St.	62 48		
												315	A	Ark.-Pine Bluff	69 56		
												325	A	Jackson St.	59 55		
												331	H	Texas Southern	51 54		
LAST 12 Division I GAMES:																	
				315	A	Ark.-Pine Bluff	69 56	238	H	Alabama A&M	64 76						
				325	A	Jackson St.	59 55	308	H	Alabama St.	62 48						
				293	N	Prairie View	55 68	34	A	LSU	47 62						
				331	H	Texas Southern	51 54	52	A	Texas	38 91						
				239	A	Alcorn St.	55 44	169	A	Tulsa	56 61						
				235	A	Southern U.	67 72	115	A	Oral Roberts	89 80						

Non-Div I Games:	Paul Quinn	92	31
------------------	------------	----	----

## Grambling

■ Loss, ■ Non-Conf, S Site, H Home A Away N Neutral

Average RPI Win:	163	WON-LOST	WINNING	LAST 12	STRENGTH OF	OPP. STRENGTH	TEAM	ADJ.	CONF.	ADJ CONF.
Average RPI Loss:	0	RECORD	PCT. RANK	GAMES	SCHEDULE	OF SCHEDULE	RPI	RPI	RPI	RPI
DIV. I ONLY	19- 0	1	12- 0	149	100	18	18	13	13	
DIV. I NON-CONF.	10- 0	1	3- 0	80	14	9	9	19	19	
TOTALS	RPI 1-25	RPI 26-50	W-L RECORDS	RPI 51-100	RPI 101-150	RPI 150+				
19- 0	1- 0	0- 0	OVERALL	5- 0	4- 0	9- 0				
9- 0	0- 0	0- 0	HOME	3- 0	2- 0	4- 0				
8- 0	0- 0	0- 0	AWAY	1- 0	2- 0	5- 0				
2- 0	1- 0	0- 0	NEUTRAL	1- 0	0- 0	0- 0				
10- 0	1- 0	0- 0	NON-CONFERENCE	5- 0	2- 0	2- 0				
5- 0	0- 0	0- 0	HOME	3- 0	1- 0	1- 0				
3- 0	0- 0	0- 0	AWAY	1- 0	1- 0	1- 0				
2- 0	1- 0	0- 0	NEUTRAL	1- 0	0- 0	0- 0				
9- 0	0- 0	0- 0	CONFERENCE	0- 0	2- 0	7- 0				
4- 0	0- 0	0- 0	HOME	0- 0	1- 0	3- 0				
5- 0	0- 0	0- 0	AWAY	0- 0	1- 0	4- 0				
0- 0	0- 0	0- 0	NEUTRAL	0- 0	0- 0	0- 0				

RPI S	Opponent	Score	RPI S	Opponent	Score	RPI S	Opponent	Score	RPI S	Opponent	Score
19 N	Georgia Tech	67 62				81 H	Marquette	66 50	119 A	Wisconsin	65 49
						86 H	Eastern Mich.	84 53	128 H	UNI	75 67
						97 N	Illinois	82 62	137 H	Ill.-Chicago	80 63
						98 A	Toledo	72 65	147 A	Wright St.	68 50
						98 H	Toledo	84 68	165 A	Detroit	68 59
									204 H	Youngstown St.	75 50
									220 H	Loyola Chicago	76 49
									229 A	Butler	60 36
									231 A	Milwaukee	88 53
									234 A	North Dakota St.	82 59
									255 H	Ball St.	80 39
									257 H	Cleveland St.	80 58
									296 A	Valparaiso	65 37
LAST 12 Division I GAMES:											
296 A	Valparaiso	65 37	231 A	Milwaukee	88 53						
229 A	Butler	60 36	220 H	Loyola Chicago	76 49						
257 H	Cleveland St.	80 58	137 H	Ill.-Chicago	80 63						
204 H	Youngstown St.	75 50	119 A	Wisconsin	65 49						
165 A	Detroit	68 59	255 H	Ball St.	80 39						
147 A	Wright St.	68 50	98 A	Toledo	72 65						

Non-Div I Games:

Green Bay

Average RPI Win:	209	WON-LOST	WINNING	LAST 12	STRENGTH OF	OPP. STRENGTH	TEAM	ADJ.	CONF.	ADJ CONF.
Average RPI Loss:	81	RECORD	PCT. RANK	GAMES	SCHEDULE	OF SCHEDULE	RPI	RPI	RPI	RPI
DIV. I ONLY	15- 4	27	9- 3	239	111	75	75	28	28	
DIV. I NON-CONF.	8- 3	73	4- 2	268	50	78	78	27	27	
TOTALS	RPI 1-25	RPI 26-50	W-L RECORDS	RPI 51-100	RPI 101-150	RPI 150+				
15- 4	0- 0	0- 2	OVERALL	0- 0	5- 2	10- 0				
6- 1	0- 0	0- 0	HOME	0- 0	2- 1	4- 0				
8- 3	0- 0	0- 2	AWAY	0- 0	2- 1	6- 0				
1- 0	0- 0	0- 0	NEUTRAL	0- 0	1- 0	0- 0				
8- 3	0- 0	0- 2	NON-CONFERENCE	0- 0	2- 1	6- 0				
2- 0	0- 0	0- 0	HOME	0- 0	1- 0	1- 0				
5- 3	0- 0	0- 2	AWAY	0- 0	0- 1	5- 0				
1- 0	0- 0	0- 0	NEUTRAL	0- 0	1- 0	0- 0				
7- 1	0- 0	0- 0	CONFERENCE	0- 0	3- 1	4- 0				
4- 1	0- 0	0- 0	HOME	0- 0	1- 1	3- 0				
3- 0	0- 0	0- 0	AWAY	0- 0	2- 0	1- 0				
0- 0	0- 0	0- 0	NEUTRAL	0- 0	0- 0	0- 0				

RPI S	Opponent	Score	RPI S	Opponent	Score	RPI S	Opponent	Score	RPI S	Opponent	Score
36	A Tulane	53 66	40	A Florida	46 63				102	A Howard	52 39
									102	H Howard	63 40
									105	A UAB	38 43
									141	A Coppin St.	76 50
									141	H Coppin St.	66 69
									144	H UMBC	75 47
									145	N Central Mich.	77 51
									151	A Pittsburgh	60 37
									185	A Boston College	71 63
									236	H East Carolina	76 48
									243	H South Carolina St.	73 41
									252	A Morgan St.	83 51
									254	H Savannah St.	59 40
									271	H Norfolk St.	92 43
									287	A IPFW	79 62
									300	A Jacksonville	68 55
									328	A Chicago St.	66 39
LAST 12 Division I GAMES:											
141	H Coppin St.	66 69	236	H East Carolina	76 48						
102	A Howard	52 39	36	A Tulane	53 66						
271	H Norfolk St.	92 43	145	N Central Mich.	77 51						
252	A Morgan St.	83 51	185	A Boston College	71 63						
141	A Coppin St.	76 50	105	A UAB	38 43						
102	H Howard	63 40	144	H UMBC	75 47						

Non-Div I Games:

Hampton



Average RPI Win:	191	WON-LOST	WINNING	LAST 12	STRENGTH OF	OPP. STRENGTH	TEAM	ADJ.	CONF.	ADJ CONF.
Average RPI Loss:	100	RECORD	PCT. RANK	GAMES	SCHEDULE	OF SCHEDULE	RPI	RPI	RPI	RPI
DIV. I ONLY	13- 10	133	5- 7	98	110	100	100	14	14	
DIV. I NON-CONF.	9- 5	97	1- 2	44	34	59	59	13	13	
TOTALS	RPI 1-25	RPI 26-50	W-L RECORDS	RPI 51-100	RPI 101-150	RPI 150+				
13- 10	0- 1	1- 3	OVERALL	0- 2	2- 2	10- 2				
8- 2	0- 0	1- 0	HOME	0- 0	1- 1	6- 1				
4- 8	0- 1	0- 3	AWAY	0- 2	1- 1	3- 1				
1- 0	0- 0	0- 0	NEUTRAL	0- 0	0- 0	1- 0				
9- 5	0- 1	1- 3	NON-CONFERENCE	0- 1	1- 0	7- 0				
6- 0	0- 0	1- 0	HOME	0- 0	1- 0	4- 0				
2- 5	0- 1	0- 3	AWAY	0- 1	0- 0	2- 0				
1- 0	0- 0	0- 0	NEUTRAL	0- 0	0- 0	1- 0				
4- 5	0- 0	0- 0	CONFERENCE	0- 1	1- 2	3- 2				
2- 2	0- 0	0- 0	HOME	0- 0	0- 1	2- 1				
2- 3	0- 0	0- 0	AWAY	0- 1	1- 1	1- 1				
0- 0	0- 0	0- 0	NEUTRAL	0- 0	0- 0	0- 0				

RPI 1-25				RPI 26-50				RPI 51-100 Team's RPI: 100				RPI 101+			
RPI	S	Opponent	Score	RPI	S	Opponent	Score	RPI	S	Opponent	Score	RPI	S	Opponent	Score
5	A	Notre Dame	43 98	38	H	Hofstra	61 59	74	A	Providence	46 63	120	A	Albany (NY)	65 57
				41	A	St. John's (NY)	45 70	78	A	Boston U.	46 53	120	H	Albany (NY)	37 40
				42	A	Richmond	56 69					127	H	LIU Brooklyn	54 45
				47	A	Marist	51 57					144	A	UMBC	59 71
												163	H	Harvard	72 61
												175	N	TCU	64 60
												179	A	UCF	55 46
												185	H	Boston College	54 45
												187	H	Central Conn. St.	65 56
												189	H	Manhattan	64 45
												193	A	New Hampshire	45 64
												228	A	Binghamton	63 41
												256	H	Vermont	50 57
												280	A	Dartmouth	60 42
												298	H	Stony Brook	63 44
												311	H	Maine	64 52
LAST 12 Division I GAMES:															
120	A	Albany (NY)	65 57	256	H	Vermont	50 57	193	A	New Hampshire	45 64	120	H	Albany (NY)	37 40
298	H	Stony Brook	63 44	78	A	Boston U.	46 53	74	A	Providence	46 63	163	H	Harvard	72 61
78	A	Boston U.	46 53	311	H	Maine	64 52	42	A	Richmond	56 69				
311	H	Maine	64 52	144	A	UMBC	59 71								
144	A	UMBC	59 71	228	A	Binghamton	63 41								
228	A	Binghamton	63 41												

Non-Div I Games:

Hartford

■ Loss, 
 ■ Non-Conf, S Site, 
 ■ Home 
 ■ Away 
 N Neutral

Average RPI Win:	<b>192</b>	WON-LOST	WINNING	LAST 12	STRENGTH OF	OPP. STRENGTH	TEAM	ADJ.	CONF.	ADJ CONF.
Average RPI Loss:	<b>131</b>	RECORD	PCT. RANK	GAMES	SCHEDULE	OF SCHEDULE	RPI	RPI	RPI	RPI
DIV. I ONLY	<b>9- 8</b>	<b>148</b>	<b>7- 4</b>	<b>203</b>	<b>114</b>	<b>163</b>	<b>163</b>	<b>15</b>	<b>15</b>	
DIV. I NON-CONF.	<b>7- 7</b>	<b>160</b>	<b>5- 3</b>	<b>190</b>	<b>99</b>	<b>149</b>	<b>149</b>	<b>18</b>	<b>18</b>	
TOTALS	RPI 1-25	RPI 26-50	W-L RECORDS	RPI 51-100	RPI 101-150	RPI 150+				
9- 8	0- 0	1- 0	OVERALL	1- 4	0- 2	7- 2				
4- 3	0- 0	1- 0	HOME	1- 1	0- 1	2- 1				
4- 4	0- 0	0- 0	AWAY	0- 3	0- 1	4- 0				
1- 1	0- 0	0- 0	NEUTRAL	0- 0	0- 0	1- 1				
7- 7	0- 0	1- 0	NON-CONFERENCE	1- 3	0- 2	5- 2				
3- 2	0- 0	1- 0	HOME	1- 0	0- 1	1- 1				
3- 4	0- 0	0- 0	AWAY	0- 3	0- 1	3- 0				
1- 1	0- 0	0- 0	NEUTRAL	0- 0	0- 0	1- 1				
2- 1	0- 0	0- 0	CONFERENCE	0- 1	0- 0	2- 0				
1- 1	0- 0	0- 0	HOME	0- 1	0- 0	1- 0				
1- 0	0- 0	0- 0	AWAY	0- 0	0- 0	1- 0				
0- 0	0- 0	0- 0	NEUTRAL	0- 0	0- 0	0- 0				

RPI 1-25			RPI 26-50			RPI 51-100			RPI 101+			Team's RPI: 163			
RPI	S	Opponent	Score	RPI	S	Opponent	Score	RPI	S	Opponent	Score	RPI	S	Opponent	Score
				41	H	St. John's (NY)	63 56	58	A	Iowa	81 90	107	A	Minnesota	53 79
								74	A	Providence	60 71	134	H	Holy Cross	68 73
								78	H	Boston U.	62 57	175	A	TCU	56 44
								99	H	Yale	63 68	190	H	Brown	65 57
								100	A	Hartford	61 72	193	A	New Hampshire	69 62
												215	A	Massachusetts	68 47
												229	N	Butler	68 69
												239	N	Alcorn St.	78 55
												244	H	North Dakota	57 60
												280	A	Dartmouth	71 63
												318	H	Rhode Island	69 57
LAST 12 Division I GAMES:															
				190	H	Brown	65 57	100	A	Hartford	61 72				
				99	H	Yale	63 68	41	H	St. John's (NY)	63 56				
				244	H	North Dakota	57 60	107	A	Minnesota	53 79				
				280	A	Dartmouth	71 63	239	N	Alcorn St.	78 55				
				175	A	TCU	56 44	193	A	New Hampshire	69 62				
				215	A	Massachusetts	68 47	78	H	Boston U.	62 57				

Non-Div I Games:

Harvard

 Loss, 
  Non-Conf, 
 S Site, 
  Home 
  Away 
 N Neutral

## Hawaii

Average RPI Win: **236**  
 Average RPI Loss: **106**

WON-LOST  
 RECORD

WINNING  
 PCT. RANK

LAST 12  
 GAMES

## Through Games Of Sunday, January 29, 2012

STRENGTH OF  
 SCHEDULE

OPP. STRENGTH  
 OF SCHEDULE

TEAM  
 RPI

ADJ.  
 RPI

CONF.  
 RPI

ADJ CONF.  
 RPI

DIV. I ONLY	7- 12	238	7- 5	96	163	215	215	25	25
DIV. I NON-CONF.	4- 10	265	4- 3	40	143	179	179	26	26
TOTALS	RPI 1-25	RPI 26-50	W-L RECORDS	RPI 51-100	RPI 101-150	RPI 150+			
7- 12	0- 1	0- 2	OVERALL	0- 4	1- 2	6- 3			
5- 9	0- 1	0- 2	HOME	0- 3	1- 2	4- 1			
2- 3	0- 0	0- 0	AWAY	0- 1	0- 0	2- 2			
0- 0	0- 0	0- 0	NEUTRAL	0- 0	0- 0	0- 0			
4- 10	0- 1	0- 2	NON-CONFERENCE	0- 3	1- 2	3- 2			
3- 9	0- 1	0- 2	HOME	0- 3	1- 2	2- 1			
1- 1	0- 0	0- 0	AWAY	0- 0	0- 0	1- 1			
0- 0	0- 0	0- 0	NEUTRAL	0- 0	0- 0	0- 0			
3- 2	0- 0	0- 0	CONFERENCE	0- 1	0- 0	3- 1			
2- 0	0- 0	0- 0	HOME	0- 0	0- 0	2- 0			
1- 2	0- 0	0- 0	AWAY	0- 1	0- 0	1- 1			
0- 0	0- 0	0- 0	NEUTRAL	0- 0	0- 0	0- 0			

RPI 1-25				RPI 26-50				RPI 51-100				RPI 101+ Team's RPI: 215			
RPI	S	Opponent	Score	RPI	S	Opponent	Score	RPI	S	Opponent	Score	RPI	S	Opponent	Score
21	H	DePaul	65 <b>90</b>	35	H	California	54 <b>69</b>	52	H	Texas	50 <b>71</b>	104	H	UC Davis	57 <b>62</b>
				44	H	Virginia	43 <b>60</b>	62	H	North Carolina St.	54 <b>84</b>	116	H	San Diego St.	44 <b>71</b>
								65	A	Fresno St.	48 <b>83</b>	118	H	Denver	78 64
								77	H	Fla. Gulf Coast	52 <b>72</b>	152	H	Portland St.	78 66
												177	H	Portland	64 <b>82</b>
												203	H	Louisiana Tech	61 46
												239	H	Alcorn St.	66 63
												261	A	San Jose St.	67 <b>83</b>
												263	A	Army	51 <b>55</b>
												276	A	Nevada	72 63
												330	H	New Mexico St.	51 48
												335	A	Columbia	66 55
LAST 12 Division I GAMES:															
65	A	Fresno St.	48 <b>83</b>	77	H	Fla. Gulf Coast	52 <b>72</b>	239	H	Alcorn St.	66 63	104	H	UC Davis	57 <b>62</b>
276	A	Nevada	72 63	118	H	Denver	78 64	152	H	Portland St.	78 66	335	A	Columbia	66 55
330	H	New Mexico St.	51 48	62	H	North Carolina St.	54 <b>84</b>								
203	H	Louisiana Tech	61 46												
261	A	San Jose St.	67 <b>83</b>												

Non-Div I Games: Hawaii Hilo 60 51

Hawaii

Loss, Non-Conf, S Site, H Home A Away N Neutral

Average RPI Win:	214	WON-LOST	WINNING	LAST 12	STRENGTH OF	OPP. STRENGTH	TEAM	ADJ.	CONF.	ADJ CONF.
Average RPI Loss:	131	RECORD	PCT. RANK	GAMES	SCHEDULE	OF SCHEDULE	RPI	RPI	RPI	RPI
DIV. I ONLY	13- 6	77	9- 2	202	174	126	126	27	27	
DIV. I NON-CONF.	5- 6	190	1- 2	165	48	90	90	31	31	
TOTALS	RPI 1-25	RPI 26-50	W-L RECORDS	RPI 51-100	RPI 101-150	RPI 150+				
13- 6	0- 0	0- 2	OVERALL	0- 2	4- 0	9- 2				
8- 1	0- 0	0- 0	HOME	0- 0	1- 0	7- 1				
4- 2	0- 0	0- 2	AWAY	0- 0	2- 0	2- 0				
1- 3	0- 0	0- 0	NEUTRAL	0- 2	1- 0	0- 1				
5- 6	0- 0	0- 2	NON-CONFERENCE	0- 2	3- 0	2- 2				
3- 1	0- 0	0- 0	HOME	0- 0	1- 0	2- 1				
1- 2	0- 0	0- 2	AWAY	0- 0	1- 0	0- 0				
1- 3	0- 0	0- 0	NEUTRAL	0- 2	1- 0	0- 1				
8- 0	0- 0	0- 0	CONFERENCE	0- 0	1- 0	7- 0				
5- 0	0- 0	0- 0	HOME	0- 0	0- 0	5- 0				
3- 0	0- 0	0- 0	AWAY	0- 0	1- 0	2- 0				
0- 0	0- 0	0- 0	NEUTRAL	0- 0	0- 0	0- 0				

RPI S	Opponent	Score	RPI S	Opponent	Score	RPI S	Opponent	Score	RPI S	Opponent	Score	Team's RPI: 126
37	A Vanderbilt	54 70	87	N Central Ark.	56 69	111	A VCU	82 67				
44	A Virginia	41 67	96	N Cincinnati	40 62	125	H Davidson	82 69				
						142	A Liberty	73 69				
						144	N UMBC	62 51				
						151	H Pittsburgh	82 75				
						188	H Campbell	77 65				
						207	H Charleston So.	84 58				
						210	N Georgia St.	68 79				
						233	A Winthrop	58 53				
						265	A Radford	81 65				
						277	H Longwood	73 51				
						294	H Coastal Caro.	80 65				
						310	H Mercer	67 75				
						319	H Gardner-Webb	63 41				
						327	H UNC Asheville	89 49				
LAST 12 Division I GAMES:												
233	A Winthrop	58 53	319	H Gardner-Webb	63 41							
207	H Charleston So.	84 58	327	H UNC Asheville	89 49							
294	H Coastal Caro.	80 65	96	N Cincinnati	40 62							
188	H Campbell	77 65	144	N UMBC	62 51							
265	A Radford	81 65	87	N Central Ark.	56 69							
142	A Liberty	73 69	210	N Georgia St.	68 79							

Non-Div I Games:

High Point

■ Loss, 
 ■ Non-Conf, S Site, 
 ■ Home 
 ■ Away 
 N Neutral

## Hofstra

Through Games Of Sunday, January 29, 2012

Average RPI Win:	146	WON-LOST	WINNING	LAST 12	STRENGTH OF	OPP. STRENGTH	TEAM	ADJ.	CONF.	ADJ CONF.
Average RPI Loss:	39	RECORD	PCT. RANK	GAMES	SCHEDULE	OF SCHEDULE	RPI	RPI	RPI	RPI
DIV. I ONLY	15- 5	44	9- 3	79	22	38	38	7	7	
DIV. I NON-CONF.	8- 3	73	3- 1	38	13	21	21	7	7	
TOTALS	RPI 1-25	RPI 26-50	W-L RECORDS	RPI 51-100	RPI 101-150	RPI 150+				
15- 5	1- 2	2- 2	OVERALL	2- 1	2- 0	8- 0				
7- 2	0- 1	2- 1	HOME	1- 0	0- 0	4- 0				
6- 3	0- 1	0- 1	AWAY	1- 1	1- 0	4- 0				
2- 0	1- 0	0- 0	NEUTRAL	0- 0	1- 0	0- 0				
8- 3	1- 1	2- 1	NON-CONFERENCE	0- 1	2- 0	3- 0				
4- 1	0- 1	2- 0	HOME	0- 0	0- 0	2- 0				
2- 2	0- 0	0- 1	AWAY	0- 1	1- 0	1- 0				
2- 0	1- 0	0- 0	NEUTRAL	0- 0	1- 0	0- 0				
7- 2	0- 1	0- 1	CONFERENCE	2- 0	0- 0	5- 0				
3- 1	0- 0	0- 1	HOME	1- 0	0- 0	2- 0				
4- 1	0- 1	0- 0	AWAY	1- 0	0- 0	3- 0				
0- 0	0- 0	0- 0	NEUTRAL	0- 0	0- 0	0- 0				

RPI 1-25				RPI 26-50				Team's RPI: 38	RPI 51-100				RPI 101+			
RPI	S	Opponent	Score	RPI	S	Opponent	Score		RPI	S	Opponent	Score	RPI	S	Opponent	Score
6	A	Delaware	66 84	31	A	Gonzaga	88 101		76	A	Drexel	68 61	121	A	Eastern Wash.	90 69
12	N	Kansas St.	64 54	33	H	James Madison	63 81		76	H	Drexel	76 65	135	N	Drake	70 60
25	H	Princeton	69 74	41	H	St. John's (NY)	93 82		100	A	Hartford	59 61	152	H	Seton Hall	94 74
				47	H	Marist	71 69						186	A	William & Mary	100 97
LAST 12 Division I GAMES:																
76	A	Drexel	68 61	186	A	William & Mary	100 97									
6	A	Delaware	66 84	76	H	Drexel	76 65									
197	H	Northeastern	72 66	25	H	Princeton	69 74									
33	H	James Madison	63 81	47	H	Marist	71 69									
222	A	Old Dominion	81 68	187	H	Central Conn. St.	67 60									
210	H	Georgia St.	80 67	323	A	Saint Peter's	66 52									

Non-Div I Games:

Hofstra

■ Loss, 
 ■ Non-Conf, S Site, 
 ■ Home 
 ■ Away 
 N Neutral

## Holy Cross

Through Games Of Sunday, January 29, 2012

Average RPI Win:	219	WON-LOST	WINNING	LAST 12	STRENGTH OF	OPP. STRENGTH	TEAM	ADJ.	CONF.	ADJ CONF.
Average RPI Loss:	146	RECORD	PCT. RANK	GAMES	SCHEDULE	OF SCHEDULE	RPI	RPI	RPI	RPI
DIV. I ONLY	13- 9	114	8- 4	193	192	134	134	26	26	
DIV. I NON-CONF.	9- 6	116	4- 1	144	122	95	95	29	29	
TOTALS	RPI 1-25	RPI 26-50	W-L RECORDS	RPI 51-100	RPI 101-150	RPI 150+				
13- 9	0- 2	0- 0	OVERALL	1- 1	0- 0	12- 6				
7- 2	0- 0	0- 0	HOME	1- 0	0- 0	6- 2				
5- 7	0- 1	0- 0	AWAY	0- 1	0- 0	5- 4				
1- 0	0- 0	0- 0	NEUTRAL	0- 0	0- 0	1- 0				
9- 6	0- 2	0- 0	NON-CONFERENCE	1- 1	0- 0	8- 3				
5- 1	0- 0	0- 0	HOME	1- 0	0- 0	4- 1				
3- 5	0- 2	0- 0	AWAY	0- 1	0- 0	3- 2				
1- 0	0- 0	0- 0	NEUTRAL	0- 0	0- 0	1- 0				
4- 3	0- 0	0- 0	CONFERENCE	0- 0	0- 0	4- 3				
2- 1	0- 0	0- 0	HOME	0- 0	0- 0	2- 1				
2- 2	0- 0	0- 0	AWAY	0- 0	0- 0	2- 2				
0- 0	0- 0	0- 0	NEUTRAL	0- 0	0- 0	0- 0				

RPI	S	Opponent	Score	RPI	S	Opponent	Score	RPI	S	Opponent	Score	RPI	S	Opponent	Score	Team's RPI: 134
3	A	Connecticut	37 77					56	H	Quinnipiac	80 70	156	H	American	58 61	
13	A	Miami (FL)	49 89					99	A	Yale	71 76	163	A	Harvard	73 68	
												174	A	Lehigh	60 75	
												183	H	Fordham	43 54	
												185	A	Boston College	58 67	
												187	A	Central Conn. St.	54 63	
												190	A	Brown	81 74	
												193	A	New Hampshire	61 50	
												197	H	Northeastern	70 68	
												205	H	Bryant	82 62	
												215	H	Massachusetts	76 64	
												225	A	Navy	55 38	
												252	N	Morgan St.	73 66	
												263	H	Army	62 59	
												267	A	Lafayette	75 61	
												280	H	Dartmouth	65 63	
												312	A	Colgate	69 74	
												339	H	Bucknell	70 53	
LAST 12 Division I GAMES:																
312	A	Colgate	69 74	225	A	Navy	55 38									
263	H	Army	62 59	174	A	Lehigh	60 75									
339	H	Bucknell	70 53	280	H	Dartmouth	65 63									
267	A	Lafayette	75 61	252	N	Morgan St.	73 66									
190	A	Brown	81 74	13	A	Miami (FL)	49 89									
156	H	American	58 61	205	H	Bryant	82 62									

Non-Div I Games:

Holy Cross

■ Loss, 
■ Non-Conf, S Site, 
■ Home 
■ Away 
N Neutral

Average RPI Win:	307	WON-LOST	WINNING	LAST 12	STRENGTH OF	OPP. STRENGTH	TEAM	ADJ.	CONF.	ADJ CONF.
Average RPI Loss:	157	RECORD	PCT. RANK	GAMES	SCHEDULE	OF SCHEDULE	RPI	RPI	RPI	RPI
DIV. I ONLY	2- 17	333	2- 9	156	222	314	314	11	11	
DIV. I NON-CONF.	1- 11	334	1- 3	228	206	326	326	16	16	
TOTALS	RPI 1-25	RPI 26-50	W-L RECORDS	RPI 51-100	RPI 101-150	RPI 150+				
2- 17	0- 1	0- 1	OVERALL	0- 2	0- 4	2- 9				
1- 11	0- 0	0- 1	HOME	0- 1	0- 3	1- 6				
1- 6	0- 1	0- 0	AWAY	0- 1	0- 1	1- 3				
0- 0	0- 0	0- 0	NEUTRAL	0- 0	0- 0	0- 0				
1- 11	0- 1	0- 1	NON-CONFERENCE	0- 1	0- 3	1- 5				
1- 7	0- 0	0- 1	HOME	0- 1	0- 2	1- 3				
0- 4	0- 1	0- 0	AWAY	0- 0	0- 1	0- 2				
0- 0	0- 0	0- 0	NEUTRAL	0- 0	0- 0	0- 0				
1- 6	0- 0	0- 0	CONFERENCE	0- 1	0- 1	1- 4				
0- 4	0- 0	0- 0	HOME	0- 0	0- 1	0- 3				
1- 2	0- 0	0- 0	AWAY	0- 1	0- 0	1- 1				
0- 0	0- 0	0- 0	NEUTRAL	0- 0	0- 0	0- 0				

RPI S	Opponent	Score	RPI S	Opponent	Score	RPI S	Opponent	Score	RPI S	Opponent	Score	Team's RPI: 314
24	A Georgetown	36 66	48	H Texas Tech	58 88	70	A UTEP	43 87	103	A Washington	60 85	
						99	H Yale	62 80	105	H UAB	43 67	
									106	H McNeese St.	59 72	
									115	H Oral Roberts	60 76	
									165	A SMU	61 76	
									169	H Tulsa	48 77	
									175	H TCU	35 80	
									176	H Marshall	41 65	
									203	H Louisiana Tech	53 79	
									214	H Rice	50 58	
									258	A UTSA	59 70	
									272	A Southern Miss.	56 49	
									302	A New Mexico	44 70	
									330	H New Mexico St.	62 63	
									341	H Houston Baptist	83 60	
LAST 12 Division I GAMES:												
214	H Rice	50 58	176	H Marshall	41 65							
70	A UTEP	43 87	302	A New Mexico	44 70							
169	H Tulsa	48 77	103	A Washington	60 85							
105	H UAB	43 67	341	H Houston Baptist	83 60							
165	A SMU	61 76	203	H Louisiana Tech	53 79							
272	A Southern Miss.	56 49	258	A UTSA	59 70							

Non-Div I Games:

Houston

  Loss, 
  Non-Conf, S Site, 
  Home 
  Away 
N Neutral

## Houston Baptist

Through Games Of Sunday, January 29, 2012

Average RPI Win:	0	WON-LOST	WINNING	LAST 12	STRENGTH OF	OPP. STRENGTH	TEAM	ADJ.	CONF.	ADJ CONF.
Average RPI Loss:	221	RECORD	PCT. RANK	GAMES	SCHEDULE	OF SCHEDULE	RPI	RPI	RPI	RPI
DIV. I ONLY	0- 18	340	0- 11	319	326	341	341	33	33	
DIV. I NON-CONF.	0- 15	337	0- 8	272	322	340	340	33	33	
TOTALS	RPI 1-25	RPI 26-50	W-L RECORDS	RPI 51-100	RPI 101-150	RPI 150+				
0- 18	0- 0	0- 0	OVERALL	0- 2	0- 2	0- 14				
0- 9	0- 0	0- 0	HOME	0- 0	0- 1	0- 8				
0- 8	0- 0	0- 0	AWAY	0- 2	0- 1	0- 5				
0- 1	0- 0	0- 0	NEUTRAL	0- 0	0- 0	0- 1				
0- 15	0- 0	0- 0	NON-CONFERENCE	0- 2	0- 2	0- 11				
0- 6	0- 0	0- 0	HOME	0- 0	0- 1	0- 5				
0- 8	0- 0	0- 0	AWAY	0- 2	0- 1	0- 5				
0- 1	0- 0	0- 0	NEUTRAL	0- 0	0- 0	0- 1				
0- 3	0- 0	0- 0	CONFERENCE	0- 0	0- 0	0- 3				
0- 3	0- 0	0- 0	HOME	0- 0	0- 0	0- 3				
0- 0	0- 0	0- 0	AWAY	0- 0	0- 0	0- 0				
0- 0	0- 0	0- 0	NEUTRAL	0- 0	0- 0	0- 0				

RPI 1-25				RPI 26-50				RPI 51-100				RPI 101+				Team's RPI:	341
RPI	S	Opponent	Score	RPI	S	Opponent	Score	RPI	S	Opponent	Score	RPI	S	Opponent	Score		
								57	A	Iowa St.	33	73	149	A	UMKC	45	92
								70	A	UTEP	53	82	150	H	Lamar	40	73
													157	H	Sam Houston St.	51	69
													164	H	Stephen F. Austin	39	53
													208	A	Texas St.	61	86
													214	A	Rice	42	75
													218	N	George Washington	44	80
													223	H	Tex.-Pan American	41	55
													225	A	Navy	31	67
													256	H	Vermont	47	60
													302	H	New Mexico	38	65
													309	A	Texas-Arlington	61	78
													313	H	A&M-Corpus Christi	45	65
													314	A	Houston	60	83
													321	H	NJIT	52	69
													328	H	Chicago St.	66	79
LAST 12 Division I GAMES:																	
				223	H	Tex.-Pan American	41	55		150	H	Lamar	40	73			
				328	H	Chicago St.	66	79		302	H	New Mexico	38	65			
				321	H	NJIT	52	69		314	A	Houston	60	83			
				157	H	Sam Houston St.	51	69		218	N	George Washington	44	80			
				309	A	Texas-Arlington	61	78		225	A	Navy	31	67			
				208	A	Texas St.	61	86		164	H	Stephen F. Austin	39	53			

Non-Div I Games: Huston-Tillotson 87 70

Houston Baptist

■ Loss, 
 ■ Non-Conf, 
 ■ S Site, 
 ■ H Home 
 ■ A Away 
 N Neutral



Average RPI Win:	235	WON-LOST	WINNING	LAST 12	STRENGTH OF	OPP. STRENGTH	TEAM	ADJ.	CONF.	ADJ CONF.
Average RPI Loss:	89	RECORD	PCT. RANK	GAMES	SCHEDULE	OF SCHEDULE	RPI	RPI	RPI	RPI
DIV. I ONLY	14- 7	81	10- 2	200	160	102	102	28	28	
DIV. I NON-CONF.	8- 5	106	6- 0	114	82	58	58	27	27	
TOTALS	RPI 1-25	RPI 26-50	W-L RECORDS	RPI 51-100	RPI 101-150	RPI 150+				
14- 7	0- 2	0- 1	OVERALL	0- 2	2- 0	12- 2				
7- 1	0- 0	0- 0	HOME	0- 1	1- 0	6- 0				
6- 6	0- 2	0- 1	AWAY	0- 1	1- 0	5- 2				
1- 0	0- 0	0- 0	NEUTRAL	0- 0	0- 0	1- 0				
8- 5	0- 2	0- 1	NON-CONFERENCE	0- 0	1- 0	7- 2				
3- 0	0- 0	0- 0	HOME	0- 0	0- 0	3- 0				
4- 5	0- 2	0- 1	AWAY	0- 0	1- 0	3- 2				
1- 0	0- 0	0- 0	NEUTRAL	0- 0	0- 0	1- 0				
6- 2	0- 0	0- 0	CONFERENCE	0- 2	1- 0	5- 0				
4- 1	0- 0	0- 0	HOME	0- 1	1- 0	3- 0				
2- 1	0- 0	0- 0	AWAY	0- 1	0- 0	2- 0				
0- 0	0- 0	0- 0	NEUTRAL	0- 0	0- 0	0- 0				

RPI 1-25				RPI 26-50				RPI 51-100				RPI 101+ Team's RPI: 102			
RPI	S	Opponent	Score	RPI	S	Opponent	Score	RPI	S	Opponent	Score	RPI	S	Opponent	Score
1	A	Baylor	28 82	41	A	St. John's (NY)	48 63	75	A	Hampton	40 63	113	A	Wake Forest	63 59
14	A	Ohio St.	50 73					75	H	Hampton	39 52	141	H	Coppin St.	63 52
												152	A	Seton Hall	63 44
												165	N	Detroit	60 58
												199	A	Akron	63 64
												206	H	Buffalo	81 57
												217	A	Loyola Maryland	56 62
												221	A	Mt. St. Mary's	67 55
												225	H	Navy	60 50
												254	A	Savannah St.	64 51
												269	A	Fairleigh Dickinson	66 56
												271	A	Norfolk St.	73 50
												278	H	N.C. A&T	65 57
												321	H	NJIT	58 31
												334	H	Delaware St.	59 49
												342	H	N.C. Central	67 26
LAST 12 Division I GAMES:															
254	A	Savannah St.	64 51	321	H	NJIT	58 31								
75	H	Hampton	39 52	221	A	Mt. St. Mary's	67 55								
342	H	N.C. Central	67 26	269	A	Fairleigh Dickinson	66 56								
278	H	N.C. A&T	65 57	152	A	Seton Hall	63 44								
271	A	Norfolk St.	73 50	206	H	Buffalo	81 57								
75	A	Hampton	40 63	113	A	Wake Forest	63 59								

Non-Div I Games:

Howard

■ Loss, 
 ■ Non-Conf, 
 ■ S Site, 
 ■ H Home 
 ■ A Away 
 N Neutral

Average RPI Win:	216	WON-LOST	WINNING	LAST 12	STRENGTH OF	OPP. STRENGTH	TEAM	ADJ.	CONF.	ADJ CONF.
Average RPI Loss:	149	RECORD	PCT. RANK	GAMES	SCHEDULE	OF SCHEDULE	RPI	RPI	RPI	RPI
DIV. I ONLY	6- 14	271	3- 8	199	154	287	287	16	16	
DIV. I NON-CONF.	2- 8	293	1- 2	191	154	283	283	11	11	
TOTALS	RPI 1-25	RPI 26-50	W-L RECORDS	RPI 51-100	RPI 101-150	RPI 150+				
6- 14	0- 1	0- 0	OVERALL	0- 5	2- 1	4- 7				
6- 5	0- 0	0- 0	HOME	0- 2	2- 0	4- 3				
0- 9	0- 1	0- 0	AWAY	0- 3	0- 1	0- 4				
0- 0	0- 0	0- 0	NEUTRAL	0- 0	0- 0	0- 0				
2- 8	0- 1	0- 0	NON-CONFERENCE	0- 3	0- 0	2- 4				
2- 3	0- 0	0- 0	HOME	0- 1	0- 0	2- 2				
0- 5	0- 1	0- 0	AWAY	0- 2	0- 0	0- 2				
0- 0	0- 0	0- 0	NEUTRAL	0- 0	0- 0	0- 0				
4- 6	0- 0	0- 0	CONFERENCE	0- 2	2- 1	2- 3				
4- 2	0- 0	0- 0	HOME	0- 1	2- 0	2- 1				
0- 4	0- 0	0- 0	AWAY	0- 1	0- 1	0- 2				
0- 0	0- 0	0- 0	NEUTRAL	0- 0	0- 0	0- 0				

RPI 1-25				RPI 26-50				RPI 51-100				RPI 101+ Team's RPI: 287			
RPI	S	Opponent	Score	RPI	S	Opponent	Score	RPI	S	Opponent	Score	RPI	S	Opponent	Score
17	A	Purdue	36 73					73	A	South Dakota St.	58 81	115	A	Oral Roberts	62 102
								73	H	South Dakota St.	66 76	129	H	South Dakota	65 63
								75	H	Hampton	62 79	149	H	UMKC	82 76
								88	A	Michigan St.	56 62	165	A	Detroit	60 90
								96	A	Cincinnati	42 74	168	H	Oakland	47 67
												200	H	SIU Edwardsville	57 72
												204	H	Youngstown St.	81 91
												229	H	Butler	68 60
												234	A	North Dakota St.	70 77
												253	H	Western Ill.	73 54
												260	H	IUPUI	59 50
												277	H	Longwood	73 54
												284	A	Southern Utah	68 80
												296	A	Valparaiso	43 64
LAST 12 Division I GAMES:															
73	H	South Dakota St.	66 76	253	H	Western Ill.	73 54								
115	A	Oral Roberts	62 102	73	A	South Dakota St.	58 81								
284	A	Southern Utah	68 80	234	A	North Dakota St.	70 77								
277	H	Longwood	73 54	17	A	Purdue	36 73								
168	H	Oakland	47 67	165	A	Detroit	60 90								
260	H	IUPUI	59 50	200	H	SIU Edwardsville	57 72								

Non-Div I Games: Grace (IN) 71 54

IPFW

■ Loss, 
■ Non-Conf, S Site, 
■ Home 
■ Away 
N Neutral

Average RPI Win:	222	WON-LOST	WINNING	LAST 12	STRENGTH OF	OPP. STRENGTH	TEAM	ADJ.	CONF.	ADJ CONF.
Average RPI Loss:	156	RECORD	PCT. RANK	GAMES	SCHEDULE	OF SCHEDULE	RPI	RPI	RPI	RPI
DIV. I ONLY	7- 13	249	3- 7	246	168	260	260	16	16	
DIV. I NON-CONF.	3- 7	261	0- 2	198	162	238	238	11	11	
TOTALS	RPI 1-25	RPI 26-50	W-L RECORDS	RPI 51-100	RPI 101-150	RPI 150+				
7- 13	0- 2	0- 0	OVERALL	0- 1	2- 4	5- 6				
4- 4	0- 0	0- 0	HOME	0- 1	1- 1	3- 2				
1- 9	0- 2	0- 0	AWAY	0- 0	0- 3	1- 4				
2- 0	0- 0	0- 0	NEUTRAL	0- 0	1- 0	1- 0				
3- 7	0- 2	0- 0	NON-CONFERENCE	0- 0	1- 2	2- 3				
1- 2	0- 0	0- 0	HOME	0- 0	0- 1	1- 1				
0- 5	0- 2	0- 0	AWAY	0- 0	0- 1	0- 2				
2- 0	0- 0	0- 0	NEUTRAL	0- 0	1- 0	1- 0				
4- 6	0- 0	0- 0	CONFERENCE	0- 1	1- 2	3- 3				
3- 2	0- 0	0- 0	HOME	0- 1	1- 0	2- 1				
1- 4	0- 0	0- 0	AWAY	0- 0	0- 2	1- 2				
0- 0	0- 0	0- 0	NEUTRAL	0- 0	0- 0	0- 0				

RPI	S	Opponent	Score	RPI	S	Opponent	Score	RPI	S	Opponent	Score	RPI	S	Opponent	Score	Team's RPI: 260
17	A	Purdue	45 75					73	H	South Dakota St.	63 74	115	H	Oral Roberts	72 48	
20	A	Kansas	50 71									117	H	Eastern Ill.	49 64	
												129	A	South Dakota	65 73	
												143	A	Indiana St.	40 65	
												149	A	UMKC	55 63	
												150	N	Lamar	61 34	
												168	A	Oakland	50 54	
												181	H	Indiana	64 65	
												184	N	Fla. Atlantic	74 64	
												229	A	Butler	50 58	
												234	H	North Dakota St.	49 39	
												253	A	Western Ill.	68 64	
												253	H	Western Ill.	60 65	
												264	A	Southern Ill.	63 77	
												284	H	Southern Utah	56 49	
												287	A	IPFW	50 59	
												337	H	St. Francis (NY)	75 56	
LAST 12 Division I GAMES:																
253	A	Western Ill.	68 64	168	A	Oakland	50 54									
129	A	South Dakota	65 73	253	H	Western Ill.	60 65									
149	A	UMKC	55 63	229	A	Butler	50 58									
284	H	Southern Utah	56 49	117	H	Eastern Ill.	49 64									
115	H	Oral Roberts	72 48	181	H	Indiana	64 65									
287	A	IPFW	50 59	264	A	Southern Ill.	63 77									

Non-Div I Games: Marygrove 82 43 Trine 79 24

IUPUI

Loss, Non-Conf, S Site, H Home A Away N Neutral

## Idaho

Through Games Of Sunday, January 29, 2012

Average RPI Win: <b>271</b>	WON-LOST	WINNING	LAST 12	STRENGTH OF	OPP. STRENGTH	TEAM	ADJ.	CONF.	ADJ CONF.
Average RPI Loss: <b>182</b>	RECORD	PCT. RANK	GAMES	SCHEDULE	OF SCHEDULE	RPI	RPI	RPI	RPI
DIV. I ONLY	3- 16	317	2- 10	228	276	322	322	25	25
DIV. I NON-CONF.	3- 11	289	2- 5	221	286	318	318	26	26
TOTALS	RPI 1-25	RPI 26-50	W-L RECORDS	RPI 51-100	RPI 101-150	RPI 150+			
3- 16	0- 0	0- 1	OVERALL	0- 2	0- 4	3- 9			
1- 8	0- 0	0- 1	HOME	0- 1	0- 2	1- 4			
0- 6	0- 0	0- 0	AWAY	0- 1	0- 1	0- 4			
2- 2	0- 0	0- 0	NEUTRAL	0- 0	0- 1	2- 1			
3- 11	0- 0	0- 1	NON-CONFERENCE	0- 1	0- 3	3- 6			
1- 5	0- 0	0- 1	HOME	0- 0	0- 1	1- 3			
0- 4	0- 0	0- 0	AWAY	0- 1	0- 1	0- 2			
2- 2	0- 0	0- 0	NEUTRAL	0- 0	0- 1	2- 1			
0- 5	0- 0	0- 0	CONFERENCE	0- 1	0- 1	0- 3			
0- 3	0- 0	0- 0	HOME	0- 1	0- 1	0- 1			
0- 2	0- 0	0- 0	AWAY	0- 0	0- 0	0- 2			
0- 0	0- 0	0- 0	NEUTRAL	0- 0	0- 0	0- 0			

RPI S	Opponent	Score	RPI S	Opponent	Score	RPI S	Opponent	Score	RPI S	Opponent	Score	Team's RPI: 322
			31 H	Gonzaga	42 91	65 H	Fresno St.	49 72	103 H	Washington	49 66	
						95 A	Colorado	59 68	121 A	Eastern Wash.	61 76	
									138 H	Utah St.	70 78	
									139 N	Pepperdine	48 57	
									167 H	Seattle	72 80	
									191 A	Montana	57 64	
									203 A	Louisiana Tech	54 66	
									244 A	North Dakota	54 84	
									244 H	North Dakota	68 78	
									244 N	North Dakota	53 50	
									270 H	Wyoming	65 59	
									272 N	Southern Miss.	62 63	
									276 H	Nevada	70 76	
									292 H	UC Riverside	57 70	
									299 N	Morehead St.	71 45	
									330 A	New Mexico St.	47 61	
LAST 12 Division I GAMES:												
			138 H	Utah St.	70 78		244 H	North Dakota	68 78			
			276 H	Nevada	70 76		272 N	Southern Miss.	62 63			
			65 H	Fresno St.	49 72		244 N	North Dakota	53 50			
			330 A	New Mexico St.	47 61		121 A	Eastern Wash.	61 76			
			203 A	Louisiana Tech	54 66		270 H	Wyoming	65 59			
			167 H	Seattle	72 80		292 H	UC Riverside	57 70			

Non-Div I Games: Carroll (MT) 63 40 Corban 77 74

Idaho

Loss, Non-Conf, S Site, H Home A Away N Neutral

Average RPI Win:	208	WON-LOST	WINNING	LAST 12	STRENGTH OF	OPP. STRENGTH	TEAM	ADJ.	CONF.	ADJ CONF.
Average RPI Loss:	131	RECORD	PCT. RANK	GAMES	SCHEDULE	OF SCHEDULE	RPI	RPI	RPI	RPI
DIV. I ONLY	14- 5	54	9- 1	109	278	64	64	17	17	
DIV. I NON-CONF.	6- 5	141	1- 1	55	304	37	37	15	15	
TOTALS	RPI 1-25	RPI 26-50	W-L RECORDS	RPI 51-100	RPI 101-150	RPI 150+				
14- 5	0- 0	0- 1	OVERALL	2- 1	2- 2	10- 1				
5- 1	0- 0	0- 0	HOME	0- 0	1- 1	4- 0				
6- 3	0- 0	0- 0	AWAY	0- 1	1- 1	5- 1				
3- 1	0- 0	0- 1	NEUTRAL	2- 0	0- 0	1- 0				
6- 5	0- 0	0- 1	NON-CONFERENCE	2- 1	1- 2	3- 1				
2- 1	0- 0	0- 0	HOME	0- 0	1- 1	1- 0				
1- 3	0- 0	0- 0	AWAY	0- 1	0- 1	1- 1				
3- 1	0- 0	0- 1	NEUTRAL	2- 0	0- 0	1- 0				
8- 0	0- 0	0- 0	CONFERENCE	0- 0	1- 0	7- 0				
3- 0	0- 0	0- 0	HOME	0- 0	0- 0	3- 0				
5- 0	0- 0	0- 0	AWAY	0- 0	1- 0	4- 0				
0- 0	0- 0	0- 0	NEUTRAL	0- 0	0- 0	0- 0				

RPI 1-25	RPI 26-50	RPI 51-100	Team's RPI: 64	RPI 101+
RPI S Opponent Score	RPI S Opponent Score	RPI S Opponent Score		RPI S Opponent Score
	36 N Tulane 37 45	69 N Chattanooga 65 62		129 H South Dakota 54 66
		70 A UTEP 63 79		132 A Utah 31 56
		83 N South Fla. 76 63		138 H Utah St. 67 65
				140 A Montana St. 59 58
				152 H Portland St. 78 63
				162 A Northern Colo. 64 50
				162 H Northern Colo. 57 52
				191 A Montana 58 51
				251 H Boise St. 84 75
				282 A Northern Ariz. 49 44
				289 H Sacramento St. 78 57
				290 A Utah Valley 59 68
				325 N Jackson St. 47 36
				330 A New Mexico St. 59 42
				333 A Weber St. 54 52
LAST 12 Division I GAMES:				
333 A Weber St. 54 52	140 A Montana St. 59 58			
162 A Northern Colo. 64 50	162 H Northern Colo. 57 52			
282 A Northern Ariz. 49 44	129 H South Dakota 54 66			
152 H Portland St. 78 63	138 H Utah St. 67 65			
289 H Sacramento St. 78 57	132 A Utah 31 56			
191 A Montana 58 51	325 N Jackson St. 47 36			

Non-Div I Games: Okla. Panhandle 90 48 Great Falls 86 42

Idaho St.

Loss, Non-Conf, S Site, H Home A Away N Neutral

## Ill.-Chicago

Through Games Of Sunday, January 29, 2012

Average RPI Win:	219	WON-LOST	WINNING	LAST 12	STRENGTH OF	OPP. STRENGTH	TEAM	ADJ.	CONF.	ADJ CONF.
Average RPI Loss:	149	RECORD	PCT. RANK	GAMES	SCHEDULE	OF SCHEDULE	RPI	RPI	RPI	RPI
DIV. I ONLY	11- 7	103	8- 3	185	254	137	137	13	13	
DIV. I NON-CONF.	5- 4	136	2- 0	199	280	136	136	19	19	
TOTALS	RPI 1-25	RPI 26-50	W-L RECORDS	RPI 51-100	RPI 101-150	RPI 150+				
11- 7	0- 1	0- 0	OVERALL	0- 0	2- 3	9- 3				
7- 2	0- 0	0- 0	HOME	0- 0	2- 2	5- 0				
4- 5	0- 1	0- 0	AWAY	0- 0	0- 1	4- 3				
0- 0	0- 0	0- 0	NEUTRAL	0- 0	0- 0	0- 0				
5- 4	0- 0	0- 0	NON-CONFERENCE	0- 0	2- 2	3- 2				
4- 1	0- 0	0- 0	HOME	0- 0	2- 1	2- 0				
1- 3	0- 0	0- 0	AWAY	0- 0	0- 1	1- 2				
0- 0	0- 0	0- 0	NEUTRAL	0- 0	0- 0	0- 0				
6- 3	0- 1	0- 0	CONFERENCE	0- 0	0- 1	6- 1				
3- 1	0- 0	0- 0	HOME	0- 0	0- 1	3- 0				
3- 2	0- 1	0- 0	AWAY	0- 0	0- 0	3- 1				
0- 0	0- 0	0- 0	NEUTRAL	0- 0	0- 0	0- 0				

RPI 1-25				RPI 26-50				RPI 51-100				RPI 101+ Team's RPI: 137			
RPI	S	Opponent	Score	RPI	S	Opponent	Score	RPI	S	Opponent	Score	RPI	S	Opponent	Score
18	A	Green Bay	63 80									108	A	Illinois St.	56 77
												117	H	Eastern Ill.	66 50
												135	H	Drake	61 48
												143	H	Indiana St.	59 75
												147	H	Wright St.	60 62
												165	H	Detroit	66 59
												168	A	Oakland	45 48
												200	A	SIU Edwardsville	57 63
												204	A	Youngstown St.	77 68
												219	A	Northern Ill.	49 47
												220	A	Loyola Chicago	57 56
												229	H	Butler	77 42
												231	A	Milwaukee	67 41
												257	A	Cleveland St.	80 83
												268	H	Saint Louis	68 60
												296	H	Valparaiso	54 43
												326	H	Southeast Mo. St.	69 54
LAST 12 Division I GAMES:															
220	A	Loyola Chicago	57 56	165	H	Detroit	66 59								
296	H	Valparaiso	54 43	231	A	Milwaukee	67 41								
229	H	Butler	77 42	18	A	Green Bay	63 80								
204	A	Youngstown St.	77 68	117	H	Eastern Ill.	66 50								
257	A	Cleveland St.	80 83	219	A	Northern Ill.	49 47								
147	H	Wright St.	60 62	168	A	Oakland	45 48								

Non-Div I Games: Roosevelt 78 58 Central Methodist 67 46

Ill.-Chicago

Loss, Non-Conf, S Site, H Home A Away N Neutral

Average RPI Win:	162	WON-LOST	WINNING	LAST 12	STRENGTH OF	OPP. STRENGTH	TEAM	ADJ.	CONF.	ADJ CONF.
Average RPI Loss:	49	RECORD	PCT. RANK	GAMES	SCHEDULE	OF SCHEDULE	RPI	RPI	RPI	RPI
DIV. I ONLY	7- 15	260	3- 9	6	71	97	97	4	4	
DIV. I NON-CONF.	6- 7	181	2- 1	8	134	106	106	3	3	
TOTALS	RPI 1-25	RPI 26-50	W-L RECORDS	RPI 51-100	RPI 101-150	RPI 150+				
7- 15	0- 4	0- 6	OVERALL	2- 3	2- 2	3- 0				
2- 6	0- 2	0- 3	HOME	1- 0	0- 1	1- 0				
4- 5	0- 1	0- 1	AWAY	1- 2	1- 1	2- 0				
1- 4	0- 1	0- 2	NEUTRAL	0- 1	1- 0	0- 0				
6- 7	0- 1	0- 4	NON-CONFERENCE	1- 1	2- 1	3- 0				
2- 1	0- 0	0- 1	HOME	1- 0	0- 0	1- 0				
3- 2	0- 0	0- 1	AWAY	0- 0	1- 1	2- 0				
1- 4	0- 1	0- 2	NEUTRAL	0- 1	1- 0	0- 0				
1- 8	0- 3	0- 2	CONFERENCE	1- 2	0- 1	0- 0				
0- 5	0- 2	0- 2	HOME	0- 0	0- 1	0- 0				
1- 3	0- 1	0- 0	AWAY	1- 2	0- 0	0- 0				
0- 0	0- 0	0- 0	NEUTRAL	0- 0	0- 0	0- 0				

RPI 1-25				RPI 26-50				RPI 51-100				Team's RPI: 97	RPI 101+			
RPI	S	Opponent	Score	RPI	S	Opponent	Score	RPI	S	Opponent	Score		RPI	S	Opponent	Score
14	A	Ohio St.	84 96	26	H	Penn St.	65 71	51	N	Arizona St.	50 51		108	A	Illinois St.	66 56
17	H	Purdue	63 64	29	H	Nebraska	47 67	58	A	Iowa	62 69		119	H	Wisconsin	67 70
18	N	Green Bay	62 82	35	A	California	56 80	82	H	Memphis	62 54		133	A	Oregon	74 77
22	H	Michigan	50 70	39	H	South Carolina	52 71	85	A	Northwestern	58 59		140	N	Montana St.	68 56
				45	N	Dayton	66 80	88	A	Michigan St.	71 62		224	A	Clemson	61 50
				48	N	Texas Tech	64 70						238	H	Alabama A&M	83 65
													257	A	Cleveland St.	72 42
LAST 12 Division I GAMES:																
				29	H	Nebraska	47 67	58	A	Iowa	62 69					
				88	A	Michigan St.	71 62	17	H	Purdue	63 64					
				14	A	Ohio St.	84 96	22	H	Michigan	50 70					
				26	H	Penn St.	65 71	238	H	Alabama A&M	83 65					
				85	A	Northwestern	58 59	45	N	Dayton	66 80					
				119	H	Wisconsin	67 70	140	N	Montana St.	68 56					

Non-Div I Games:

Illinois

Average RPI Win:	190	WON-LOST	WINNING	LAST 12	STRENGTH OF	OPP. STRENGTH	TEAM	ADJ.	CONF.	ADJ CONF.
Average RPI Loss:	81	RECORD	PCT. RANK	GAMES	SCHEDULE	OF SCHEDULE	RPI	RPI	RPI	RPI
DIV. I ONLY	11- 9	135	7- 5	99	89	108	108	10	10	
DIV. I NON-CONF.	5- 6	190	1- 2	81	57	93	93	10	10	
TOTALS	RPI 1-25	RPI 26-50	W-L RECORDS	RPI 51-100	RPI 101-150	RPI 150+				
11- 9	0- 2	0- 0	OVERALL	2- 4	3- 3	6- 0				
7- 2	0- 1	0- 0	HOME	1- 1	2- 0	4- 0				
3- 7	0- 1	0- 0	AWAY	1- 3	1- 3	1- 0				
1- 0	0- 0	0- 0	NEUTRAL	0- 0	0- 0	1- 0				
5- 6	0- 2	0- 0	NON-CONFERENCE	0- 3	1- 1	4- 0				
3- 2	0- 1	0- 0	HOME	0- 1	1- 0	2- 0				
1- 4	0- 1	0- 0	AWAY	0- 2	0- 1	1- 0				
1- 0	0- 0	0- 0	NEUTRAL	0- 0	0- 0	1- 0				
6- 3	0- 0	0- 0	CONFERENCE	2- 1	2- 2	2- 0				
4- 0	0- 0	0- 0	HOME	1- 0	1- 0	2- 0				
2- 3	0- 0	0- 0	AWAY	1- 1	1- 2	0- 0				
0- 0	0- 0	0- 0	NEUTRAL	0- 0	0- 0	0- 0				

RPI 1-25				RPI 26-50				RPI 51-100				RPI 101+ Team's RPI: 108			
RPI	S	Opponent	Score	RPI	S	Opponent	Score	RPI	S	Opponent	Score	RPI	S	Opponent	Score
21	H	DePaul	54 73					51	A	Arizona St.	54 77	117	A	Eastern Ill.	69 83
22	A	Michigan	59 76					61	A	Missouri St.	68 83	128	A	UNI	73 79
								80	H	Creighton	79 66	135	H	Drake	71 67
								85	A	Northwestern	62 69	137	H	Ill.-Chicago	77 56
								92	A	Wichita St.	68 59	143	A	Indiana St.	53 67
								97	H	Illinois	56 66	146	A	Bradley	67 65
												219	H	Northern Ill.	81 62
												226	N	Arkansas St.	78 50
												230	H	Western Ky.	71 45
												255	A	Ball St.	63 52
												264	H	Southern Ill.	75 51
												304	H	Evansville	62 49
LAST 12 Division I GAMES:															
61	A	Missouri St.	68 83	143	A	Indiana St.	53 67								
92	A	Wichita St.	68 59	304	H	Evansville	62 49								
80	H	Creighton	79 66	264	H	Southern Ill.	75 51								
135	H	Drake	71 67	22	A	Michigan	59 76								
128	A	UNI	73 79	21	H	DePaul	54 73								
146	A	Bradley	67 65	230	H	Western Ky.	71 45								

Non-Div I Games:

Illinois St.



## Indiana

Average RPI Win: **274**  
 Average RPI Loss: **76**

WON-LOST  
 RECORD

WINNING  
 PCT. RANK

LAST 12  
 GAMES

## Through Games Of Sunday, January 29, 2012

STRENGTH OF  
 SCHEDULE

OPP. STRENGTH  
 OF SCHEDULE

TEAM  
 RPI

ADJ.  
 RPI

CONF.  
 RPI

ADJ CONF.  
 RPI

DIV. I ONLY	5- 17	301	2- 10	41	102	181	181	4	4
DIV. I NON-CONF.	5- 8	221	2- 1	89	201	241	241	3	3
TOTALS	RPI 1-25	RPI 26-50	W-L RECORDS	RPI 51-100	RPI 101-150	RPI 150+			
5- 17	0- 4	0- 3	OVERALL	0- 7	0- 1	5- 2			
2- 7	0- 2	0- 1	HOME	0- 3	0- 0	2- 1			
2- 9	0- 2	0- 2	AWAY	0- 4	0- 1	2- 0			
1- 1	0- 0	0- 0	NEUTRAL	0- 0	0- 0	1- 1			
5- 8	0- 1	0- 2	NON-CONFERENCE	0- 3	0- 0	5- 2			
2- 3	0- 0	0- 1	HOME	0- 1	0- 0	2- 1			
2- 4	0- 1	0- 1	AWAY	0- 2	0- 0	2- 0			
1- 1	0- 0	0- 0	NEUTRAL	0- 0	0- 0	1- 1			
0- 9	0- 3	0- 1	CONFERENCE	0- 4	0- 1	0- 0			
0- 4	0- 2	0- 0	HOME	0- 2	0- 0	0- 0			
0- 5	0- 1	0- 1	AWAY	0- 2	0- 1	0- 0			
0- 0	0- 0	0- 0	NEUTRAL	0- 0	0- 0	0- 0			

RPI 1-25				RPI 26-50				RPI 51-100				RPI 101+ Team's RPI: 181			
RPI	S	Opponent	Score	RPI	S	Opponent	Score	RPI	S	Opponent	Score	RPI	S	Opponent	Score
14	H	Ohio St.	55 <b>73</b>	29	A	Nebraska	48 <b>62</b>	85	A	Northwestern	61 <b>68</b>	107	A	Minnesota	43 <b>84</b>
17	H	Purdue	60 <b>82</b>	43	H	Oklahoma St.	72 <b>83</b>	85	H	Northwestern	61 <b>69</b>	151	N	Pittsburgh	72 <b>77</b>
22	A	Michigan	48 <b>66</b>	44	A	Virginia	49 <b>65</b>	87	A	Central Ark.	46 <b>58</b>	209	N	Colorado St.	47 39
23	A	St. Bonaventure	45 <b>65</b>					88	A	Michigan St.	47 <b>67</b>	219	H	Northern Ill.	59 <b>60</b>
								88	H	Michigan St.	49 <b>63</b>	260	A	IUPUI	65 64
								89	A	Miami (OH)	72 <b>77</b>	273	A	Belmont	63 52
								98	H	Toledo	58 <b>69</b>	313	H	A&M-Corpus Christi	80 58
												316	H	Murray St.	70 67
LAST 12 Division I GAMES:															
85	A	Northwestern	61 <b>68</b>	29	A	Nebraska	48 <b>62</b>	107	A	Minnesota	43 <b>84</b>	88	H	Michigan St.	49 <b>63</b>
14	H	Ohio St.	55 <b>73</b>	43	H	Oklahoma St.	72 <b>83</b>	85	H	Northwestern	61 <b>69</b>	151	N	Pittsburgh	72 <b>77</b>
22	A	Michigan	48 <b>66</b>	44	A	Virginia	49 <b>65</b>	87	A	Central Ark.	46 <b>58</b>	209	N	Colorado St.	47 39
17	H	Purdue	60 <b>82</b>					88	A	Michigan St.	47 <b>67</b>	219	H	Northern Ill.	59 <b>60</b>
88	A	Michigan St.	47 <b>67</b>					88	H	Michigan St.	49 <b>63</b>	260	A	IUPUI	65 64
85	H	Northwestern	61 <b>69</b>					89	A	Miami (OH)	72 <b>77</b>	273	A	Belmont	63 52
								98	H	Toledo	58 <b>69</b>	313	H	A&M-Corpus Christi	80 58
												316	H	Murray St.	70 67

Non-Div I Games:

Indiana

Loss, Non-Conf, S Site, H Home A Away N Neutral

Average RPI Win:	205	WON-LOST	WINNING	LAST 12	STRENGTH OF	OPP. STRENGTH	TEAM	ADJ.	CONF.	ADJ CONF.
Average RPI Loss:	111	RECORD	PCT. RANK	GAMES	SCHEDULE	OF SCHEDULE	RPI	RPI	RPI	RPI
DIV. I ONLY	10- 11	183	5- 7	92	150	143	143	10	10	
DIV. I NON-CONF.	6- 6	160	1- 2	73	218	132	132	10	10	
TOTALS	RPI 1-25	RPI 26-50	W-L RECORDS	RPI 51-100	RPI 101-150	RPI 150+				
10- 11	0- 2	0- 0	OVERALL	0- 4	4- 3	6- 2				
7- 3	0- 0	0- 0	HOME	0- 2	2- 1	5- 0				
3- 8	0- 2	0- 0	AWAY	0- 2	2- 2	1- 2				
0- 0	0- 0	0- 0	NEUTRAL	0- 0	0- 0	0- 0				
6- 6	0- 2	0- 0	NON-CONFERENCE	0- 1	2- 1	4- 2				
4- 1	0- 0	0- 0	HOME	0- 1	1- 0	3- 0				
2- 5	0- 2	0- 0	AWAY	0- 0	1- 1	1- 2				
0- 0	0- 0	0- 0	NEUTRAL	0- 0	0- 0	0- 0				
4- 5	0- 0	0- 0	CONFERENCE	0- 3	2- 2	2- 0				
3- 2	0- 0	0- 0	HOME	0- 1	1- 1	2- 0				
1- 3	0- 0	0- 0	AWAY	0- 2	1- 1	0- 0				
0- 0	0- 0	0- 0	NEUTRAL	0- 0	0- 0	0- 0				

RPI 1-25				RPI 26-50				RPI 51-100				RPI 101+ Team's RPI: 143			
RPI	S	Opponent	Score	RPI	S	Opponent	Score	RPI	S	Opponent	Score	RPI	S	Opponent	Score
5	A	Notre Dame	34 99					61	A	Missouri St.	70 84	108	H	Illinois St.	67 53
22	A	Michigan	44 72					69	H	Chattanooga	54 75	117	A	Eastern Ill.	60 75
								80	H	Creighton	62 64	128	A	UNI	68 62
								92	A	Wichita St.	63 74	130	H	UT Martin	66 55
												135	H	Drake	59 67
												137	A	Ill.-Chicago	75 59
												146	A	Bradley	58 79
												165	H	Detroit	64 62
												219	A	Northern Ill.	43 47
												229	H	Butler	49 46
												260	H	IUPUI	65 40
												264	H	Southern Ill.	72 66
												273	A	Belmont	59 69
												304	H	Evansville	73 54
												328	A	Chicago St.	67 59
LAST 12 Division I GAMES:															
				92	A	Wichita St.	63 74	108	H	Illinois St.	67 53				
				61	A	Missouri St.	70 84	264	H	Southern Ill.	72 66				
				135	H	Drake	59 67	304	H	Evansville	73 54				
				80	H	Creighton	62 64	219	A	Northern Ill.	43 47				
				146	A	Bradley	58 79	328	A	Chicago St.	67 59				
				128	A	UNI	68 62	22	A	Michigan	44 72				

Non-Div I Games:

Indiana St.

  Loss, 
  Non-Conf, 
  S Site, 
  H Home 
  A Away 
N Neutral

Average RPI Win:	257	WON-LOST	WINNING	LAST 12	STRENGTH OF	OPP. STRENGTH	TEAM	ADJ.	CONF.	ADJ CONF.
Average RPI Loss:	126	RECORD	PCT. RANK	GAMES	SCHEDULE	OF SCHEDULE	RPI	RPI	RPI	RPI
DIV. I ONLY	10- 11	183	6- 6	173	228	178	178	22	22	
DIV. I NON-CONF.	4- 7	229	0- 2	179	170	175	175	21	21	
TOTALS	RPI 1-25	RPI 26-50	W-L RECORDS	RPI 51-100	RPI 101-150	RPI 150+				
10- 11	0- 2	0- 1	OVERALL	0- 3	0- 2	10- 3				
7- 3	0- 1	0- 1	HOME	0- 0	0- 1	7- 0				
3- 8	0- 1	0- 0	AWAY	0- 3	0- 1	3- 3				
0- 0	0- 0	0- 0	NEUTRAL	0- 0	0- 0	0- 0				
4- 7	0- 2	0- 0	NON-CONFERENCE	0- 3	0- 0	4- 2				
3- 1	0- 1	0- 0	HOME	0- 0	0- 0	3- 0				
1- 6	0- 1	0- 0	AWAY	0- 3	0- 0	1- 2				
0- 0	0- 0	0- 0	NEUTRAL	0- 0	0- 0	0- 0				
6- 4	0- 0	0- 1	CONFERENCE	0- 0	0- 2	6- 1				
4- 2	0- 0	0- 1	HOME	0- 0	0- 1	4- 0				
2- 2	0- 0	0- 0	AWAY	0- 0	0- 1	2- 1				
0- 0	0- 0	0- 0	NEUTRAL	0- 0	0- 0	0- 0				

RPI 1-25				RPI 26-50				RPI 51-100				RPI 101+ Team's RPI: 178			
RPI	S	Opponent	Score	RPI	S	Opponent	Score	RPI	S	Opponent	Score	RPI	S	Opponent	Score
10	A	Rutgers	29 62	47	H	Marist	61 73	81	A	Marquette	44 93	110	A	Fairfield	58 62
15	H	Villanova	47 76					89	A	Miami (OH)	77 92	110	H	Fairfield	64 78
								98	A	Toledo	42 54	189	H	Manhattan	65 60
												198	A	Canisius	74 85
												198	H	Canisius	77 67
												205	A	Bryant	66 53
												248	H	Rider	64 50
												262	H	Long Beach St.	78 73
												266	A	Niagara	71 61
												278	H	N.C. A&T	85 69
												298	H	Stony Brook	52 48
												305	H	Siena	87 71
												312	A	Colgate	50 75
												313	A	A&M-Corpus Christi	68 77
												323	A	Saint Peter's	71 54
LAST 12 Division I GAMES:															
110	H	Fairfield	64 78	198	A	Canisius	74 85								
47	H	Marist	61 73	266	A	Niagara	71 61								
198	H	Canisius	77 67	305	H	Siena	87 71								
323	A	Saint Peter's	71 54	110	A	Fairfield	58 62								
189	H	Manhattan	65 60	312	A	Colgate	50 75								
248	H	Rider	64 50	10	A	Rutgers	29 62								

Non-Div I Games:

Iona

Average RPI Win: 123		WON-LOST	WINNING	LAST 12	STRENGTH OF		OPP. STRENGTH	TEAM	ADJ.	CONF.	ADJ CONF.
Average RPI Loss: 43		RECORD	PCT. RANK	GAMES	SCHEDULE		OF SCHEDULE	RPI	RPI	RPI	RPI
DIV. I ONLY		12- 10	144	6- 6	13		28	58	58	4	4
DIV. I NON-CONF.		8- 5	106	2- 1	58		18	91	91	3	3
<hr/>											
TOTALS	RPI 1-25	RPI 26-50		W-L RECORDS		RPI 51-100		RPI 101-150		RPI 150+	
12- 10	1- 4	1- 3		OVERALL		2- 2		4- 1		4- 0	
10- 2	1- 0	0- 1		HOME		2- 1		3- 0		4- 0	
1- 7	0- 3	0- 2		AWAY		0- 1		1- 1		0- 0	
1- 1	0- 1	1- 0		NEUTRAL		0- 0		0- 0		0- 0	
8- 5	0- 2	1- 0		NON-CONFERENCE		0- 2		3- 1		4- 0	
6- 1	0- 0	0- 0		HOME		0- 1		2- 0		4- 0	
1- 3	0- 1	0- 0		AWAY		0- 1		1- 1		0- 0	
1- 1	0- 1	1- 0		NEUTRAL		0- 0		0- 0		0- 0	
4- 5	1- 2	0- 3		CONFERENCE		2- 0		1- 0		0- 0	
4- 1	1- 0	0- 1		HOME		2- 0		1- 0		0- 0	
0- 4	0- 2	0- 2		AWAY		0- 0		0- 0		0- 0	
0- 0	0- 0	0- 0		NEUTRAL		0- 0		0- 0		0- 0	

RPI 1-25				RPI 26-50				RPI 51-100 Team's RPI: 58				RPI 101+			
RPI	S	Opponent	Score	RPI	S	Opponent	Score	RPI	S	Opponent	Score	RPI	S	Opponent	Score
7	N	Texas A&M	58 74	26	A	Penn St.	52 68	57	A	Iowa St.	54 62	119	H	Wisconsin	69 57
12	A	Kansas St.	78 81	29	A	Nebraska	53 60	85	H	Northwestern	86 55	120	H	Albany (NY)	82 60
14	A	Ohio St.	71 84	29	H	Nebraska	72 77	94	H	UNLV	59 69	128	A	UNI	78 74
17	A	Purdue	55 57	41	N	St. John's (NY)	60 52	97	H	Illinois	69 62	135	H	Drake	71 46
17	H	Purdue	59 42									146	A	Bradley	88 96
												155	H	Virginia Tech	58 47
												158	H	Mississippi Val.	86 80
												163	H	Harvard	90 81
												253	H	Western Ill.	98 45
LAST 12 Division I GAMES:															
17	H	Purdue	59 42	97	H	Illinois	69 62								
29	A	Nebraska	53 60	14	A	Ohio St.	71 84								
26	A	Penn St.	52 68	85	H	Northwestern	86 55								
119	H	Wisconsin	69 57	158	H	Mississippi Val.	86 80								
17	A	Purdue	55 57	135	H	Drake	71 46								
29	H	Nebraska	72 77	146	A	Bradley	88 96								

Non-Div I Games:

Iowa

Average RPI Win:	163	WON-LOST	WINNING	LAST 12	STRENGTH OF	OPP. STRENGTH	TEAM	ADJ.	CONF.	ADJ CONF.
Average RPI Loss:	20	RECORD	PCT. RANK	GAMES	SCHEDULE	OF SCHEDULE	RPI	RPI	RPI	RPI
DIV. I ONLY	11- 8	123	6- 6	34	17	57	57	1	1	
DIV. I NON-CONF.	9- 2	37	4- 0	189	108	143	143	1	1	
TOTALS	RPI 1-25	RPI 26-50	W-L RECORDS	RPI 51-100	RPI 101-150	RPI 150+				
11- 8	1- 5	1- 2	OVERALL	1- 1	2- 0	6- 0				
8- 2	0- 2	1- 0	HOME	1- 0	1- 0	5- 0				
2- 5	1- 3	0- 1	AWAY	0- 1	1- 0	0- 0				
1- 1	0- 0	0- 1	NEUTRAL	0- 0	0- 0	1- 0				
9- 2	0- 1	0- 1	NON-CONFERENCE	1- 0	2- 0	6- 0				
7- 0	0- 0	0- 0	HOME	1- 0	1- 0	5- 0				
1- 1	0- 1	0- 0	AWAY	0- 0	1- 0	0- 0				
1- 1	0- 0	0- 1	NEUTRAL	0- 0	0- 0	1- 0				
2- 6	1- 4	1- 1	CONFERENCE	0- 1	0- 0	0- 0				
1- 2	0- 2	1- 0	HOME	0- 0	0- 0	0- 0				
1- 4	1- 2	0- 1	AWAY	0- 1	0- 0	0- 0				
0- 0	0- 0	0- 0	NEUTRAL	0- 0	0- 0	0- 0				

RPI	S	Opponent	Score	RPI	S	Opponent	Score	RPI	S	Opponent	Score	RPI	S	Opponent	Score
1	H	Baylor	45 57	26	N	Penn St.	59 66	52	A	Texas	60 62	128	H	UNI	84 57
7	A	Texas A&M	64 66	27	A	Oklahoma	51 80	58	H	Iowa	62 54	135	A	Drake	71 64
7	H	Texas A&M	33 59	48	H	Texas Tech	66 49					158	H	Mississippi Val.	77 47
12	A	Kansas St.	66 57									193	H	New Hampshire	71 57
20	A	Kansas	67 74									206	H	Buffalo	65 45
22	A	Michigan	49 56									229	N	Butler	64 44
												282	H	Northern Ariz.	65 41
												341	H	Houston Baptist	73 33
LAST 12 Division I GAMES:															
7	A	Texas A&M	64 66	1	H	Baylor	45 57								
12	A	Kansas St.	66 57	27	A	Oklahoma	51 80								
48	H	Texas Tech	66 49	206	H	Buffalo	65 45								
52	A	Texas	60 62	193	H	New Hampshire	71 57								
7	H	Texas A&M	33 59	128	H	UNI	84 57								
20	A	Kansas	67 74	158	H	Mississippi Val.	77 47								

Non-Div I Games:

Iowa St.

Average RPI Win:	277	WON-LOST	WINNING	LAST 12	STRENGTH OF	OPP. STRENGTH	TEAM	ADJ.	CONF.	ADJ CONF.
Average RPI Loss:	243	RECORD	PCT. RANK	GAMES	SCHEDULE	OF SCHEDULE	RPI	RPI	RPI	RPI
DIV. I ONLY	6- 9	222	5- 6	342	325	325	325	32	32	
DIV. I NON-CONF.	2- 5	265	1- 2	341	256	332	332	17	17	
TOTALS	RPI 1-25	RPI 26-50	W-L RECORDS	RPI 51-100	RPI 101-150	RPI 150+				
6- 9	0- 0	0- 0	OVERALL	0- 1	0- 0	6- 8				
4- 2	0- 0	0- 0	HOME	0- 0	0- 0	4- 2				
2- 6	0- 0	0- 0	AWAY	0- 0	0- 0	2- 6				
0- 1	0- 0	0- 0	NEUTRAL	0- 1	0- 0	0- 0				
2- 5	0- 0	0- 0	NON-CONFERENCE	0- 1	0- 0	2- 4				
1- 0	0- 0	0- 0	HOME	0- 0	0- 0	1- 0				
1- 4	0- 0	0- 0	AWAY	0- 0	0- 0	1- 4				
0- 1	0- 0	0- 0	NEUTRAL	0- 1	0- 0	0- 0				
4- 4	0- 0	0- 0	CONFERENCE	0- 0	0- 0	4- 4				
3- 2	0- 0	0- 0	HOME	0- 0	0- 0	3- 2				
1- 2	0- 0	0- 0	AWAY	0- 0	0- 0	1- 2				
0- 0	0- 0	0- 0	NEUTRAL	0- 0	0- 0	0- 0				

RPI 1-25			RPI 26-50			RPI 51-100			RPI 101+			Team's RPI: 325
RPI	S	Opponent	Score	RPI	S	Opponent	Score	RPI	S	Opponent	Score	
						64 N Idaho St.	36 47	158 A		Mississippi Val.	56 66	
								213 H		Grambling	55 59	
								235 A		Southern U.	49 42	
								238 H		Alabama A&M	72 66	
								239 A		Alcorn St.	51 53	
								245 H		Tennessee St.	67 43	
								272 A		Southern Miss.	55 70	
								293 H		Prairie View	48 46	
								295 A		Air Force	51 64	
								308 H		Alabama St.	49 52	
								313 A		A&M-Corpus Christi	61 64	
								320 A		Northwestern St.	79 73	
								329 A		Southeastern La.	49 76	
								331 H		Texas Southern	55 38	
LAST 12 Division I GAMES:												
158 A		Mississippi Val.	56 66	308 H		Alabama St.	49 52					
213 H		Grambling	55 59	238 H		Alabama A&M	72 66					
331 H		Texas Southern	55 38	320 A		Northwestern St.	79 73					
293 H		Prairie View	48 46	272 A		Southern Miss.	55 70					
235 A		Southern U.	49 42	313 A		A&M-Corpus Christi	61 64					
239 A		Alcorn St.	51 53	245 H		Tennessee St.	67 43					

Non-Div I Games: Tougaloo 63 54 Tougaloo 62 67

Jackson St.

Jacksonville

Through Games Of Sunday, January 29, 2012

Average RPI Win:	298	WON-LOST	WINNING	LAST 12	STRENGTH OF	OPP. STRENGTH	TEAM	ADJ.	CONF.	ADJ CONF.
Average RPI Loss:	184	RECORD	PCT. RANK	GAMES	SCHEDULE	OF SCHEDULE	RPI	RPI	RPI	RPI
DIV. I ONLY	7- 15	260	6- 6	279	317	300	300	30	30	
DIV. I NON-CONF.	2- 9	298	1- 1	169	245	252	252	28	28	
TOTALS	RPI 1-25	RPI 26-50	W-L RECORDS	RPI 51-100	RPI 101-150	RPI 150+				
7- 15	0- 0	0- 0	OVERALL	0- 4	0- 2	7- 9				
6- 2	0- 0	0- 0	HOME	0- 1	0- 0	6- 1				
1- 12	0- 0	0- 0	AWAY	0- 3	0- 2	1- 7				
0- 1	0- 0	0- 0	NEUTRAL	0- 0	0- 0	0- 1				
2- 9	0- 0	0- 0	NON-CONFERENCE	0- 3	0- 1	2- 5				
2- 2	0- 0	0- 0	HOME	0- 1	0- 0	2- 1				
0- 6	0- 0	0- 0	AWAY	0- 2	0- 1	0- 3				
0- 1	0- 0	0- 0	NEUTRAL	0- 0	0- 0	0- 1				
5- 6	0- 0	0- 0	CONFERENCE	0- 1	0- 1	5- 4				
4- 0	0- 0	0- 0	HOME	0- 0	0- 0	4- 0				
1- 6	0- 0	0- 0	AWAY	0- 1	0- 1	1- 4				
0- 0	0- 0	0- 0	NEUTRAL	0- 0	0- 0	0- 0				

RPI 1-25				RPI 26-50				RPI 51-100				RPI 101+				Team's RPI: 300	
RPI	S	Opponent	Score	RPI	S	Opponent	Score	RPI	S	Opponent	Score	RPI	S	Opponent	Score		
								62	A	North Carolina St.	42	80	113	A	Wake Forest	54	83
								68	A	Bowling Green	53	83	122	A	Stetson	86	93
								75	H	Hampton	55	68	154	H	Florida A&M	59	78
								77	A	Fla. Gulf Coast	51	74	159	A	FIU	37	63
													236	N	East Carolina	64	70
													243	H	South Carolina St.	68	67
													249	A	Kennesaw St.	64	78
													254	A	Savannah St.	64	67
													273	A	Belmont	62	68
													273	H	Belmont	57	50
													275	A	Ga. Southern	46	52
													283	H	East Tenn. St.	70	44
													301	H	S.C. Upstate	80	72
													306	A	North Florida	36	51
													310	A	Mercer	76	65
													336	A	Lipscomb	64	68
													336	H	Lipscomb	81	75
													340	H	Jacksonville St.	87	74
LAST 12 Division I GAMES:																	
273	A	Belmont	62	68	77	A	Fla. Gulf Coast	51	74								
336	A	Lipscomb	64	68	122	A	Stetson	86	93								
249	A	Kennesaw St.	64	78	273	H	Belmont	57	50								
310	A	Mercer	76	65	336	H	Lipscomb	81	75								
283	H	East Tenn. St.	70	44	243	H	South Carolina St.	68	67								
301	H	S.C. Upstate	80	72	275	A	Ga. Southern	46	52								

Non-Div I Games:

Jacksonville

Loss, Non-Conf, S Site, H Home A Away N Neutral

Average RPI Win:	316	WON-LOST	WINNING	LAST 12	STRENGTH OF	OPP. STRENGTH	TEAM	ADJ.	CONF.	ADJ CONF.
Average RPI Loss:	227	RECORD	PCT. RANK	GAMES	SCHEDULE	OF SCHEDULE	RPI	RPI	RPI	RPI
DIV. I ONLY	3- 18	323	1- 11	332	335	340	340	31	31	
DIV. I NON-CONF.	2- 10	303	0- 3	318	291	336	336	30	30	
TOTALS	RPI 1-25	RPI 26-50	W-L RECORDS	RPI 51-100	RPI 101-150	RPI 150+				
3- 18	0- 1	0- 0	OVERALL	0- 0	0- 3	3- 14				
2- 5	0- 0	0- 0	HOME	0- 0	0- 1	2- 4				
1- 11	0- 1	0- 0	AWAY	0- 0	0- 2	1- 8				
0- 2	0- 0	0- 0	NEUTRAL	0- 0	0- 0	0- 2				
2- 10	0- 1	0- 0	NON-CONFERENCE	0- 0	0- 2	2- 7				
2- 1	0- 0	0- 0	HOME	0- 0	0- 0	2- 1				
0- 7	0- 1	0- 0	AWAY	0- 0	0- 2	0- 4				
0- 2	0- 0	0- 0	NEUTRAL	0- 0	0- 0	0- 2				
1- 8	0- 0	0- 0	CONFERENCE	0- 0	0- 1	1- 7				
0- 4	0- 0	0- 0	HOME	0- 0	0- 1	0- 3				
1- 4	0- 0	0- 0	AWAY	0- 0	0- 0	1- 4				
0- 0	0- 0	0- 0	NEUTRAL	0- 0	0- 0	0- 0				

RPI 1-25				RPI 26-50				RPI 51-100				RPI 101+ Team's RPI: 340			
RPI	S	Opponent	Score	RPI	S	Opponent	Score	RPI	S	Opponent	Score	RPI	S	Opponent	Score
9	A	Kentucky	25 100									112	A	Mississippi St.	41 78
												117	H	Eastern Ill.	55 71
												131	A	Samford	40 73
												159	N	FIU	52 79
												200	A	SIU Edwardsville	39 79
												210	H	Georgia St.	60 68
												245	H	Tennessee St.	57 67
												249	A	Kennesaw St.	67 81
												272	A	Southern Miss.	58 75
												274	A	Austin Peay	74 73
												275	N	Ga. Southern	49 72
												281	A	Tennessee Tech	59 65
												286	H	Eastern Ky.	76 80
												299	H	Morehead St.	52 68
												300	A	Jacksonville	74 87
												306	A	North Florida	47 63
												316	A	Murray St.	57 73
												326	A	Southeast Mo. St.	48 66
												336	H	Lipscomb	81 72
												338	H	Troy	65 54
LAST 12 Division I GAMES:															
				117	H	Eastern Ill.	55 71	326	A	Southeast Mo. St.	48 66				
				281	A	Tennessee Tech	59 65	200	A	SIU Edwardsville	39 79				
				316	A	Murray St.	57 73	210	H	Georgia St.	60 68				
				274	A	Austin Peay	74 73	286	H	Eastern Ky.	76 80				
				299	H	Morehead St.	52 68	306	A	North Florida	47 63				
				245	H	Tennessee St.	57 67	159	N	FIU	52 79				

Non-Div I Games: LeMoyne-Owen 83 67

Jacksonville St.



## James Madison

Through Games Of Sunday, January 29, 2012

Average RPI Win:	157	WON-LOST	WINNING	LAST 12	STRENGTH OF	OPP. STRENGTH	TEAM	ADJ.	CONF.	ADJ CONF.
Average RPI Loss:	47	RECORD	PCT. RANK	GAMES	SCHEDULE	OF SCHEDULE	RPI	RPI	RPI	RPI
DIV. I ONLY	15- 5	44	8- 4	54	78	33	33	7	7	
DIV. I NON-CONF.	9- 2	37	2- 2	51	144	35	35	7	7	
TOTALS	RPI 1-25	RPI 26-50	W-L RECORDS	RPI 51-100	RPI 101-150	RPI 150+				
15- 5	0- 1	1- 2	OVERALL	4- 2	2- 0	8- 0				
7- 2	0- 1	0- 0	HOME	3- 1	1- 0	3- 0				
7- 2	0- 0	1- 1	AWAY	1- 1	1- 0	4- 0				
1- 1	0- 0	0- 1	NEUTRAL	0- 0	0- 0	1- 0				
9- 2	0- 0	0- 2	NON-CONFERENCE	3- 0	1- 0	5- 0				
4- 0	0- 0	0- 0	HOME	2- 0	0- 0	2- 0				
4- 1	0- 0	0- 1	AWAY	1- 0	1- 0	2- 0				
1- 1	0- 0	0- 1	NEUTRAL	0- 0	0- 0	1- 0				
6- 3	0- 1	1- 0	CONFERENCE	1- 2	1- 0	3- 0				
3- 2	0- 1	0- 0	HOME	1- 1	1- 0	1- 0				
3- 1	0- 0	1- 0	AWAY	0- 1	0- 0	2- 0				
0- 0	0- 0	0- 0	NEUTRAL	0- 0	0- 0	0- 0				

RPI 1-25				RPI 26-50				Team's RPI: 33				RPI 51-100				RPI 101+			
RPI	S	Opponent	Score	RPI	S	Opponent	Score	RPI	S	Opponent	Score	RPI	S	Opponent	Score	RPI	S	Opponent	Score
6	H	Delaware	65 72	38	A	Hofstra	81 63	54	H	Middle Tenn.	60 46	111	H	VCU	64 43				
				42	N	Richmond	66 74	56	A	Quinnipiac	81 73	142	A	Liberty	62 58				
				44	A	Virginia	53 59	63	H	Duquesne	56 49	156	A	American	68 64				
								66	A	Towson	58 65	186	A	William & Mary	50 40				
								66	H	Towson	67 57	187	H	Central Conn. St.	71 64				
								76	H	Drexel	43 60	210	A	Georgia St.	62 50				
												210	H	Georgia St.	76 45				
												241	H	Md.-East. Shore	61 53				
												311	A	Maine	64 47				
												318	N	Rhode Island	77 42				
LAST 12 Division I GAMES:																			
6	H	Delaware	65 72	210	A	Georgia St.	62 50	111	H	VCU	64 43	63	H	Duquesne	56 49	318	N	Rhode Island	77 42
210	H	Georgia St.	76 45	42	N	Richmond	66 74	44	A	Virginia	53 59								
186	A	William & Mary	50 40																
38	A	Hofstra	81 63																
66	H	Towson	67 57																
76	H	Drexel	43 60																

Non-Div I Games:

James Madison

■ Loss, 
 ■ Non-Conf, 
 ■ S Site, 
 ■ H Home 
 ■ A Away 
 N Neutral

Kansas

Average RPI Win: **131**  
Average RPI Loss: **48**

WON-LOST  
RECORD

WINNING  
PCT. RANK

LAST 12  
GAMES

Through Games Of Sunday, January 29, 2012

STRENGTH OF  
SCHEDULE

OPP. STRENGTH  
OF SCHEDULE

TEAM  
RPI

ADJ.  
RPI

CONF.  
RPI

ADJ CONF.  
RPI

DIV. I ONLY	16- 4	24	9- 3	39	32	20	20	1	1
DIV. I NON-CONF.	11- 1	9	4- 0	152	139	63	63	1	1
TOTALS	RPI 1-25	RPI 26-50	W-L RECORDS	RPI 51-100	RPI 101-150	RPI 150+			
16- 4	0- 3	2- 0	OVERALL	4- 0	5- 0	5- 1			
12- 2	0- 2	1- 0	HOME	2- 0	4- 0	5- 0			
4- 2	0- 1	1- 0	AWAY	2- 0	1- 0	0- 1			
0- 0	0- 0	0- 0	NEUTRAL	0- 0	0- 0	0- 0			
11- 1	0- 0	0- 0	NON-CONFERENCE	1- 0	5- 0	5- 1			
10- 0	0- 0	0- 0	HOME	1- 0	4- 0	5- 0			
1- 1	0- 0	0- 0	AWAY	0- 0	1- 0	0- 1			
0- 0	0- 0	0- 0	NEUTRAL	0- 0	0- 0	0- 0			
5- 3	0- 3	2- 0	CONFERENCE	3- 0	0- 0	0- 0			
2- 2	0- 2	1- 0	HOME	1- 0	0- 0	0- 0			
3- 1	0- 1	1- 0	AWAY	2- 0	0- 0	0- 0			
0- 0	0- 0	0- 0	NEUTRAL	0- 0	0- 0	0- 0			

RPI 1-25	Team's RPI: 20	RPI 26-50	RPI 51-100	RPI 101+
RPI S Opponent Score	RPI S Opponent Score	RPI S Opponent Score	RPI S Opponent Score	RPI S Opponent Score
1 <b>A</b> Baylor 46 <b>74</b>	43 <b>A</b> Oklahoma St. 65 60	52 <b>A</b> Texas 72 67	113 <b>A</b> Wake Forest 74 73	
7 <b>H</b> Texas A&M 65 <b>76</b>	48 <b>H</b> Texas Tech 62 43	57 <b>H</b> Iowa St. 74 67	115 <b>H</b> Oral Roberts 85 68	
12 <b>H</b> Kansas St. 57 <b>63</b>		80 <b>H</b> Creighton 73 59	119 <b>H</b> Wisconsin 73 44	
		90 <b>A</b> Missouri 72 63	149 <b>H</b> UMKC 77 52	
			150 <b>H</b> Lamar 90 40	
			157 <b>H</b> Sam Houston St. 87 59	
			165 <b>H</b> SMU 75 52	
			172 <b>A</b> Alabama 76 <b>80</b>	
			184 <b>H</b> Fla. Atlantic 82 63	
			260 <b>H</b> IUPUI 71 50	
			317 <b>H</b> Western Mich. 76 64	
LAST 12 Division I GAMES:				
1 <b>A</b> Baylor 46 <b>74</b>	12 <b>H</b> Kansas St. 57 <b>63</b>			
48 <b>H</b> Texas Tech 62 43	52 <b>A</b> Texas 72 67			
7 <b>H</b> Texas A&M 65 <b>76</b>	157 <b>H</b> Sam Houston St. 87 59			
43 <b>A</b> Oklahoma St. 65 60	115 <b>H</b> Oral Roberts 85 68			
90 <b>A</b> Missouri 72 63	149 <b>H</b> UMKC 77 52			
57 <b>H</b> Iowa St. 74 67	119 <b>H</b> Wisconsin 73 44			

Non-Div I Games:

Kansas

**Loss**, **Non-Conf**, **S Site**, **H Home** **A Away** **N Neutral**

Average RPI Win:	85	WON-LOST	WINNING	LAST 12	STRENGTH OF	OPP. STRENGTH	TEAM	ADJ.	CONF.	ADJ CONF.
Average RPI Loss:	39	RECORD	PCT. RANK	GAMES	SCHEDULE	OF SCHEDULE	RPI	RPI	RPI	RPI
DIV. I ONLY	14- 6	72	8- 4	2	9	12	12	1	1	
DIV. I NON-CONF.	9- 3	62	3- 1	12	42	19	19	1	1	
TOTALS	RPI 1-25	RPI 26-50	W-L RECORDS	RPI 51-100	RPI 101-150	RPI 150+				
14- 6	2- 2	4- 2	OVERALL	6- 2	0- 0	2- 0				
7- 2	1- 0	1- 1	HOME	4- 1	0- 0	1- 0				
5- 2	1- 1	3- 0	AWAY	1- 1	0- 0	0- 0				
2- 2	0- 1	0- 1	NEUTRAL	1- 0	0- 0	1- 0				
9- 3	0- 1	2- 1	NON-CONFERENCE	5- 1	0- 0	2- 0				
5- 0	0- 0	1- 0	HOME	3- 0	0- 0	1- 0				
2- 1	0- 0	1- 0	AWAY	1- 1	0- 0	0- 0				
2- 2	0- 1	0- 1	NEUTRAL	1- 0	0- 0	1- 0				
5- 3	2- 1	2- 1	CONFERENCE	1- 1	0- 0	0- 0				
2- 2	1- 0	0- 1	HOME	1- 1	0- 0	0- 0				
3- 1	1- 1	2- 0	AWAY	0- 0	0- 0	0- 0				
0- 0	0- 0	0- 0	NEUTRAL	0- 0	0- 0	0- 0				

RPI	S	Opponent	Score	RPI	S	Opponent	Score	RPI	S	Opponent	Score	RPI	S	Opponent	Score
1	A	Baylor	41 76	27	H	Oklahoma	57 65	57	H	Iowa St.	57 66	234	N	North Dakota St.	70 47
7	H	Texas A&M	71 69	38	N	Hofstra	54 64	58	H	Iowa	81 78	280	H	Dartmouth	54 20
17	N	Purdue	42 46	43	A	Oklahoma St.	67 56	61	H	Missouri St.	65 63				
20	A	Kansas	63 57	46	H	BYU	59 46	73	A	South Dakota St.	63 46				
				47	A	Marist	57 56	85	N	Northwestern	64 45				
				48	A	Texas Tech	62 61	90	H	Missouri	72 46				
								92	H	Wichita St.	60 34				
								94	A	UNLV	38 44				
LAST 12 Division I GAMES:															
43	A	Oklahoma St.	67 56	20	A	Kansas	63 57								
57	H	Iowa St.	57 66	7	H	Texas A&M	71 69								
1	A	Baylor	41 76	47	A	Marist	57 56								
27	H	Oklahoma	57 65	94	A	UNLV	38 44								
48	A	Texas Tech	62 61	85	N	Northwestern	64 45								
90	H	Missouri	72 46	234	N	North Dakota St.	70 47								

Non-Div I Games:

Kansas St.

Average RPI Win: <b>320</b>	WON-LOST	WINNING	LAST 12	STRENGTH OF	OPP. STRENGTH	TEAM	ADJ.	CONF.	ADJ CONF.
Average RPI Loss: <b>168</b>	RECORD	PCT. RANK	GAMES	SCHEDULE	OF SCHEDULE	RPI	RPI	RPI	RPI
DIV. I ONLY	9- 13	219	5- 7	293	337	249	249	30	30
DIV. I NON-CONF.	5- 6	190	2- 1	324	321	282	282	28	28
TOTALS	RPI 1-25	RPI 26-50	W-L RECORDS	RPI 51-100	RPI 101-150	RPI 150+			
9- 13	0- 1	0- 0	OVERALL	0- 3	0- 3	9- 6			
3- 5	0- 0	0- 0	HOME	0- 1	0- 1	3- 3			
6- 8	0- 1	0- 0	AWAY	0- 2	0- 2	6- 3			
0- 0	0- 0	0- 0	NEUTRAL	0- 0	0- 0	0- 0			
5- 6	0- 1	0- 0	NON-CONFERENCE	0- 1	0- 1	5- 3			
2- 2	0- 0	0- 0	HOME	0- 0	0- 0	2- 2			
3- 4	0- 1	0- 0	AWAY	0- 1	0- 1	3- 1			
0- 0	0- 0	0- 0	NEUTRAL	0- 0	0- 0	0- 0			
4- 7	0- 0	0- 0	CONFERENCE	0- 2	0- 2	4- 3			
1- 3	0- 0	0- 0	HOME	0- 1	0- 1	1- 1			
3- 4	0- 0	0- 0	AWAY	0- 1	0- 1	3- 2			
0- 0	0- 0	0- 0	NEUTRAL	0- 0	0- 0	0- 0			

RPI S	Opponent	Score	RPI S	Opponent	Score	RPI S	Opponent	Score	RPI S	Opponent	Score	Team's RPI: 249
19	A Georgia Tech	51 94				69	A Chattanooga	39 76	114	A North Carolina	62 76	
						77	A Fla. Gulf Coast	51 58	122	A Stetson	68 73	
						77	H Fla. Gulf Coast	50 87	122	H Stetson	55 65	
									208	H Texas St.	70 72	
									210	A Georgia St.	59 65	
									273	A Belmont	55 57	
									283	A East Tenn. St.	61 77	
									300	H Jacksonville	78 64	
									301	A S.C. Upstate	74 63	
									306	H North Florida	57 66	
									307	H Wofford	62 66	
									308	A Alabama St.	61 51	
									310	A Mercer	75 51	
									319	A Gardner-Webb	68 48	
									327	H UNC Asheville	83 79	
									336	A Lipscomb	74 55	
									338	A Troy	66 57	
									340	H Jacksonville St.	81 67	
LAST 12 Division I GAMES:												
77	A Fla. Gulf Coast	51 58	301	A S.C. Upstate	74 63							
122	A Stetson	68 73	77	H Fla. Gulf Coast	50 87							
300	H Jacksonville	78 64	122	H Stetson	55 65							
306	H North Florida	57 66	308	A Alabama St.	61 51							
310	A Mercer	75 51	338	A Troy	66 57							
283	A East Tenn. St.	61 77	208	H Texas St.	70 72							

Non-Div I Games:

Kennesaw St.

K

Kent St.				Through Games Of Sunday, January 29, 2012						
Average RPI Win:	242	WON-LOST	WINNING	LAST 12	STRENGTH OF	OPP. STRENGTH	TEAM	ADJ.	CONF.	ADJ CONF.
Average RPI Loss:	178	RECORD	PCT. RANK	GAMES	SCHEDULE	OF SCHEDULE	RPI	RPI	RPI	RPI
DIV. I ONLY	5- 13	286	4- 8	213	250	285	285	12	12	
DIV. I NON-CONF.	1- 9	322	0- 4	260	270	304	304	12	12	
-----										
TOTALS	RPI 1-25	RPI 26-50	W-L RECORDS	RPI 51-100	RPI 101-150	RPI 150+				
5- 13	0- 1	0- 1	OVERALL	0- 2	1- 0	4- 9				
4- 3	0- 1	0- 0	HOME	0- 0	1- 0	3- 2				
1- 9	0- 0	0- 1	AWAY	0- 2	0- 0	1- 6				
0- 1	0- 0	0- 0	NEUTRAL	0- 0	0- 0	0- 1				
1- 9	0- 1	0- 1	NON-CONFERENCE	0- 0	0- 0	1- 7				
1- 3	0- 1	0- 0	HOME	0- 0	0- 0	1- 2				
0- 5	0- 0	0- 1	AWAY	0- 0	0- 0	0- 4				
0- 1	0- 0	0- 0	NEUTRAL	0- 0	0- 0	0- 1				
4- 4	0- 0	0- 0	CONFERENCE	0- 2	1- 0	3- 2				
3- 0	0- 0	0- 0	HOME	0- 0	1- 0	2- 0				
1- 4	0- 0	0- 0	AWAY	0- 2	0- 0	1- 2				
0- 0	0- 0	0- 0	NEUTRAL	0- 0	0- 0	0- 0				

K  
e  
n  
t  
s  
t  
.

RPI 1-25				RPI 26-50				RPI 51-100				RPI 101+ Team's RPI: 285			
RPI	S	Opponent	Score	RPI	S	Opponent	Score	RPI	S	Opponent	Score	RPI	S	Opponent	Score
23	H	St. Bonaventure	51 60	50	A	Temple	33 68	68	A	Bowling Green	57 76	145	H	Central Mich.	67 64
								89	A	Miami (OH)	55 73	176	A	Marshall	55 93
												195	A	Robert Morris	44 78
												197	H	Northeastern	65 73
												198	H	Canisius	64 81
												199	A	Akron	62 68
												206	H	Buffalo	85 73
												219	A	Northern Ill.	55 66
												242	H	Ohio	68 65
												282	A	Northern Ariz.	56 72
												290	N	Utah Valley	45 46
												299	H	Morehead St.	65 64
												317	A	Western Mich.	67 61
												324	A	Bethune-Cookman	49 58
LAST 12 Division I GAMES:															
219	A	Northern Ill.	55 66	242	H	Ohio	68 65								
317	A	Western Mich.	67 61	68	A	Bowling Green	57 76								
145	H	Central Mich.	67 64	324	A	Bethune-Cookman	49 58								
206	H	Buffalo	85 73	197	H	Northeastern	65 73								
199	A	Akron	62 68	198	H	Canisius	64 81								
89	A	Miami (OH)	55 73	50	A	Temple	33 68								

Non-Div I Games:

Kent St.

## Kentucky

Average RPI Win: 128

Average RPI Loss: 30

WON-LOST

WINNING

LAST 12

RECORD

PCT. RANK

GAMES

## Through Games Of Sunday, January 29, 2012

STRENGTH OF

SCHEDULE

OPP. STRENGTH

OF SCHEDULE

TEAM

RPI

ADJ.

RPI

CONF.

RPI

ADJ CONF.

RPI

DIV. I ONLY

19- 2

8

10- 2

45

30

9

9

3

3

DIV. I NON-CONF.

10- 2

33

1- 2

145

86

27

27

5

5

TOTALS

RPI 1-25

RPI 26-50

W-L RECORDS

RPI 51-100

RPI 101-150

RPI 150+

19- 2

3- 1

5- 0

OVERALL

1- 1

2- 0

8- 0

14- 0

3- 0

2- 0

HOME

0- 0

2- 0

7- 0

5- 2

0- 1

3- 0

AWAY

1- 1

0- 0

1- 0

0- 0

0- 0

0- 0

NEUTRAL

0- 0

0- 0

0- 0

10- 2

2- 1

0- 0

NON-CONFERENCE

0- 1

1- 0

7- 0

9- 0

2- 0

0- 0

HOME

0- 0

1- 0

6- 0

1- 2

0- 1

0- 0

AWAY

0- 1

0- 0

1- 0

0- 0

0- 0

0- 0

NEUTRAL

0- 0

0- 0

0- 0

9- 0

1- 0

5- 0

CONFERENCE

1- 0

1- 0

1- 0

5- 0

1- 0

2- 0

HOME

0- 0

1- 0

1- 0

4- 0

0- 0

3- 0

AWAY

1- 0

0- 0

0- 0

0- 0

0- 0

0- 0

NEUTRAL

0- 0

0- 0

0- 0

RPI 1-25

Team's RPI: 9

RPI 26-50

RPI 51-100

RPI 101+

RPI	S	Opponent	Score
2	H	Tennessee	61 60
5	A	Notre Dame	83 92
8	H	Duke	72 65
16	H	Louisville	74 54

RPI	S	Opponent	Score
28	A	Georgia	69 64
30	H	Arkansas	84 72
39	A	South Carolina	66 58
40	A	Florida	59 56
40	H	Florida	57 52

RPI	S	Opponent	Score
54	A	Middle Tenn.	58 70
84	A	Auburn	66 48

RPI	S	Opponent	Score
112	H	Mississippi St.	88 40
131	H	Samford	90 61
157	H	Sam Houston St.	73 52
158	H	Mississippi Val.	90 51
172	H	Alabama	82 68
197	H	Northeastern	81 47
272	H	Southern Miss.	88 71
299	A	Morehead St.	96 60
315	H	Ark.-Pine Bluff	101 43
340	H	Jacksonville St.	100 25

## LAST 12 Division I GAMES:

172	H	Alabama	82 68	112	H	Mississippi St.	88 40
84	A	Auburn	66 48	30	H	Arkansas	84 72
40	H	Florida	57 52	40	A	Florida	59 56
28	A	Georgia	69 64	54	A	Middle Tenn.	58 70
39	A	South Carolina	66 58	131	H	Samford	90 61
2	H	Tennessee	61 60	5	A	Notre Dame	83 92

Non-Div I Games: Neb. Omaha 81 48

Kentucky

Loss, Non-Conf, S Site, H Home A Away N Neutral

Average RPI Win: 199		WON-LOST	WINNING	LAST 12	STRENGTH OF	OPP. STRENGTH	TEAM	ADJ.	CONF.	ADJ CONF.
Average RPI Loss: 168		RECORD	PCT. RANK	GAMES	SCHEDULE	OF SCHEDULE	RPI	RPI	RPI	RPI
DIV. I ONLY		15- 6	63	8- 4	277	141	127	127	20	20
DIV. I NON-CONF.		11- 1	9	5- 0	256	96	104	104	25	25
TOTALS	RPI 1-25	RPI 26-50		W-L RECORDS		RPI 51-100	RPI 101-150	RPI 150+		
15- 6	0- 0	1- 0		OVERALL		3- 2	2- 0	9- 4		
8- 2	0- 0	0- 0		HOME		1- 0	2- 0	5- 2		
6- 4	0- 0	0- 0		AWAY		2- 2	0- 0	4- 2		
1- 0	0- 0	1- 0		NEUTRAL		0- 0	0- 0	0- 0		
11- 1	0- 0	1- 0		NON-CONFERENCE		2- 1	2- 0	6- 0		
6- 0	0- 0	0- 0		HOME		1- 0	2- 0	3- 0		
4- 1	0- 0	0- 0		AWAY		1- 1	0- 0	3- 0		
1- 0	0- 0	1- 0		NEUTRAL		0- 0	0- 0	0- 0		
4- 5	0- 0	0- 0		CONFERENCE		1- 1	0- 0	3- 4		
2- 2	0- 0	0- 0		HOME		0- 0	0- 0	2- 2		
2- 3	0- 0	0- 0		AWAY		1- 1	0- 0	1- 2		
0- 0	0- 0	0- 0		NEUTRAL		0- 0	0- 0	0- 0		

RPI 1-25				RPI 26-50				RPI 51-100				RPI 101+ Team's RPI: 127			
RPI	S	Opponent	Score	RPI	S	Opponent	Score	RPI	S	Opponent	Score	RPI	S	Opponent	Score
				43	N	Oklahoma St.	64 63	56	A	Quinnipiac	74 64	120	H	Albany (NY)	64 52
								76	A	Drexel	60 52	136	H	La Salle	69 53
								79	A	Sacred Heart	59 74	161	A	Saint Francis (PA)	59 67
								93	H	Charlotte	81 72	180	H	Monmouth	57 67
								100	A	Hartford	45 54	186	H	William & Mary	78 69
												194	H	Cal Poly	69 61
												221	A	Mt. St. Mary's	43 44
												221	H	Mt. St. Mary's	69 45
												269	H	Fairleigh Dickinson	65 71
												276	A	Nevada	67 51
												281	A	Tennessee Tech	62 60
												298	A	Stony Brook	66 59
												332	A	Wagner	67 60
												332	H	Wagner	72 41
												335	H	Columbia	58 50
LAST 12 Division I GAMES:															
				161	A	Saint Francis (PA)	59 67	79	A	Sacred Heart	59 74				
				332	A	Wagner	67 60	43	N	Oklahoma St.	64 63				
				221	H	Mt. St. Mary's	69 45	276	A	Nevada	67 51				
				269	H	Fairleigh Dickinson	65 71	186	H	William & Mary	78 69				
				180	H	Monmouth	57 67	194	H	Cal Poly	69 61				
				56	A	Quinnipiac	74 64	335	H	Columbia	58 50				

Non-Div I Games:

LIU Brooklyn

Loss, Non-Conf, S Site, H Home A Away N Neutral

Average RPI Win: 160		WON-LOST	WINNING	LAST 12	STRENGTH OF		OPP. STRENGTH	TEAM	ADJ.	CONF.	ADJ CONF.
Average RPI Loss: 35		RECORD	PCT. RANK	GAMES	SCHEDULE		OF SCHEDULE	RPI	RPI	RPI	RPI
DIV. I ONLY		14- 7	81	8- 4	38		50	34	34	3	3
DIV. I NON-CONF.		10- 3	49	4- 0	78		80	52	52	5	5
<hr/>											
TOTALS	RPI 1-25	RPI 26-50		W-L RECORDS		RPI 51-100		RPI 101-150		RPI 150+	
14- 7	1- 2	1- 4		OVERALL		2- 1		3- 0		7- 0	
8- 2	1- 0	1- 1		HOME		1- 1		1- 0		4- 0	
6- 5	0- 2	0- 3		AWAY		1- 0		2- 0		3- 0	
0- 0	0- 0	0- 0		NEUTRAL		0- 0		0- 0		0- 0	
10- 3	1- 1	0- 1		NON-CONFERENCE		2- 1		2- 0		5- 0	
6- 1	1- 0	0- 0		HOME		1- 1		1- 0		3- 0	
4- 2	0- 1	0- 1		AWAY		1- 0		1- 0		2- 0	
0- 0	0- 0	0- 0		NEUTRAL		0- 0		0- 0		0- 0	
4- 4	0- 1	1- 3		CONFERENCE		0- 0		1- 0		2- 0	
2- 1	0- 0	1- 1		HOME		0- 0		0- 0		1- 0	
2- 3	0- 1	0- 2		AWAY		0- 0		1- 0		1- 0	
0- 0	0- 0	0- 0		NEUTRAL		0- 0		0- 0		0- 0	

RPI	S	Opponent	Score	RPI	S	Opponent	Score	Team's RPI: 34	RPI	S	Opponent	Score	RPI	S	Opponent	Score
2	A	Tennessee	56 65	30	H	Arkansas	52 72		53	H	UCLA	58 41	106	A	McNeese St.	64 43
14	A	Ohio St.	68 77	36	A	Tulane	62 65		85	H	Northwestern	43 44	112	A	Mississippi St.	53 48
24	H	Georgetown	51 40	37	A	Vanderbilt	72 81		92	A	Wichita St.	64 56	150	H	Lamar	77 35
				39	H	South Carolina	58 48						171	A	Ole Miss	83 44
				40	A	Florida	58 62						172	H	Alabama	84 40
													203	A	Louisiana Tech	66 55
													213	H	Grambling	62 47
													283	A	East Tenn. St.	71 68
													308	H	Alabama St.	67 35
													315	H	Ark.-Pine Bluff	80 28
LAST 12 Division I GAMES:																
37	A	Vanderbilt	72 81	172	H	Alabama	84 40									
283	A	East Tenn. St.	71 68	112	A	Mississippi St.	53 48									
30	H	Arkansas	52 72	171	A	Ole Miss	83 44									
2	A	Tennessee	56 65	203	A	Louisiana Tech	66 55									
40	A	Florida	58 62	213	H	Grambling	62 47									
39	H	South Carolina	58 48	150	H	Lamar	77 35									

Non-Div I Games:

LSU

■ Loss, 
 ■ Non-Conf, 
 ■ S Site, 
 ■ H Home 
 ■ A Away 
 N Neutral



Average RPI Win:	220	WON-LOST	WINNING	LAST 12	STRENGTH OF	OPP. STRENGTH	TEAM	ADJ.	CONF.	ADJ CONF.
Average RPI Loss:	64	RECORD	PCT. RANK	GAMES	SCHEDULE	OF SCHEDULE	RPI	RPI	RPI	RPI
DIV. I ONLY	9- 12	208	7- 5	86	68	136	136	8	8	
DIV. I NON-CONF.	6- 9	212	4- 2	84	45	134	134	8	8	
TOTALS	RPI 1-25	RPI 26-50	W-L RECORDS	RPI 51-100	RPI 101-150	RPI 150+				
9- 12	0- 3	0- 3	OVERALL	0- 3	0- 3	9- 0				
4- 4	0- 3	0- 0	HOME	0- 0	0- 1	4- 0				
4- 7	0- 0	0- 2	AWAY	0- 3	0- 2	4- 0				
1- 1	0- 0	0- 1	NEUTRAL	0- 0	0- 0	1- 0				
6- 9	0- 2	0- 2	NON-CONFERENCE	0- 2	0- 3	6- 0				
2- 3	0- 2	0- 0	HOME	0- 0	0- 1	2- 0				
3- 5	0- 0	0- 1	AWAY	0- 2	0- 2	3- 0				
1- 1	0- 0	0- 1	NEUTRAL	0- 0	0- 0	1- 0				
3- 3	0- 1	0- 1	CONFERENCE	0- 1	0- 0	3- 0				
2- 1	0- 1	0- 0	HOME	0- 0	0- 0	2- 0				
1- 2	0- 0	0- 1	AWAY	0- 1	0- 0	1- 0				
0- 0	0- 0	0- 0	NEUTRAL	0- 0	0- 0	0- 0				

RPI 1-25				RPI 26-50				RPI 51-100				RPI 101+ Team's RPI: 136			
RPI	S	Opponent	Score	RPI	S	Opponent	Score	RPI	S	Opponent	Score	RPI	S	Opponent	Score
10	H	Rutgers	48 61	40	N	Florida	74 85	72	A	West Virginia	52 63	110	H	Fairfield	52 55
15	H	Villanova	51 67	41	A	St. John's (NY)	45 66	76	A	Drexel	59 72	120	A	Albany (NY)	76 81
23	H	St. Bonaventure	57 75	42	A	Richmond	70 74	93	A	Charlotte	66 77	127	A	LIU Brooklyn	53 69
												174	H	Lehigh	63 43
												183	H	Fordham	68 62
												197	A	Northeastern	75 60
												201	H	Penn	58 47
												202	H	Xavier	63 51
												220	A	Loyola Chicago	48 45
												256	N	Vermont	68 59
												268	A	Saint Louis	53 52
												280	A	Dartmouth	60 47
LAST 12 Division I GAMES:															
		23	H	St. Bonaventure	57	75				197	A	Northeastern	75	60	
		42	A	Richmond	70	74				256	N	Vermont	68	59	
		93	A	Charlotte	66	77				280	A	Dartmouth	60	47	
		202	H	Xavier	63	51				110	H	Fairfield	52	55	
		183	H	Fordham	68	62				76	A	Drexel	59	72	
		268	A	Saint Louis	53	52				220	A	Loyola Chicago	48	45	

Non-Div I Games:

La Salle

## La.-Lafayette

Through Games Of Sunday, January 29, 2012

Average RPI Win:	302	WON-LOST	WINNING	LAST 12	STRENGTH OF	OPP. STRENGTH	TEAM	ADJ.	CONF.	ADJ CONF.
Average RPI Loss:	163	RECORD	PCT. RANK	GAMES	SCHEDULE	OF SCHEDULE	RPI	RPI	RPI	RPI
DIV. I ONLY	5- 15	292	0- 11	244	231	288	288	19	19	
DIV. I NON-CONF.	5- 6	190	0- 2	279	283	307	307	14	14	
TOTALS	RPI 1-25	RPI 26-50	W-L RECORDS	RPI 51-100	RPI 101-150	RPI 150+				
5- 15	0- 0	0- 1	OVERALL	0- 1	0- 4	5- 9				
2- 6	0- 0	0- 1	HOME	0- 0	0- 0	2- 5				
3- 9	0- 0	0- 0	AWAY	0- 1	0- 4	3- 4				
0- 0	0- 0	0- 0	NEUTRAL	0- 0	0- 0	0- 0				
5- 6	0- 0	0- 1	NON-CONFERENCE	0- 0	0- 3	5- 2				
2- 2	0- 0	0- 1	HOME	0- 0	0- 0	2- 1				
3- 4	0- 0	0- 0	AWAY	0- 0	0- 3	3- 1				
0- 0	0- 0	0- 0	NEUTRAL	0- 0	0- 0	0- 0				
0- 9	0- 0	0- 0	CONFERENCE	0- 1	0- 1	0- 7				
0- 4	0- 0	0- 0	HOME	0- 0	0- 0	0- 4				
0- 5	0- 0	0- 0	AWAY	0- 1	0- 1	0- 3				
0- 0	0- 0	0- 0	NEUTRAL	0- 0	0- 0	0- 0				

RPI S	Opponent	Score	RPI S	Opponent	Score	RPI S	Opponent	Score	RPI S	Opponent	Score	Team's RPI: 288
36	H Tulane	40 75	54	A Middle Tenn.	53 104	101	A San Diego	44 103	106	A McNeese St.	59 80	
						112	A Mississippi St.	38 72	148	A UALR	45 56	
						159	H FIU	48 78	160	H North Texas	45 66	
						182	H South Ala.	68 72	184	H Fla. Atlantic	52 66	
						226	A Arkansas St.	52 55	230	A Western Ky.	45 49	
						235	H Southern U.	60 49	240	H Nicholls St.	64 72	
						250	A La.-Monroe	35 66	254	A Savannah St.	36 41	
						292	A UC Riverside	59 56	324	A Bethune-Cookman	72 67	
						329	A Southeastern La.	69 57	329	H Southeastern La.	63 54	
LAST 12 Division I GAMES:												
250	A La.-Monroe	35 66	54	A Middle Tenn.	53 104							
160	H North Texas	45 66	230	A Western Ky.	45 49							
226	A Arkansas St.	52 55	184	H Fla. Atlantic	52 66							
148	A UALR	45 56	36	H Tulane	40 75							
159	H FIU	48 78	112	A Mississippi St.	38 72							
182	H South Ala.	68 72	324	A Bethune-Cookman	72 67							

Non-Div I Games: LSU-Shreveport 50 63

La.-Lafayette

Loss, Non-Conf, S Site, H Home A Away N Neutral

Average RPI Win:	256	WON-LOST	WINNING	LAST 12	STRENGTH OF	OPP. STRENGTH	TEAM	ADJ.	CONF.	ADJ CONF.
Average RPI Loss:	143	RECORD	PCT. RANK	GAMES	SCHEDULE	OF SCHEDULE	RPI	RPI	RPI	RPI
DIV. I ONLY	7- 15	260	6- 5	164	225	250	250	19	19	
DIV. I NON-CONF.	2- 11	308	1- 1	88	234	218	218	14	14	
TOTALS	RPI 1-25	RPI 26-50	W-L RECORDS	RPI 51-100	RPI 101-150	RPI 150+				
7- 15	0- 1	0- 2	OVERALL	0- 1	1- 4	6- 7				
5- 5	0- 0	0- 0	HOME	0- 0	1- 2	4- 3				
2- 8	0- 1	0- 2	AWAY	0- 0	0- 1	2- 4				
0- 2	0- 0	0- 0	NEUTRAL	0- 1	0- 1	0- 0				
2- 11	0- 1	0- 2	NON-CONFERENCE	0- 1	0- 3	2- 4				
1- 3	0- 0	0- 0	HOME	0- 0	0- 1	1- 2				
1- 6	0- 1	0- 2	AWAY	0- 0	0- 1	1- 2				
0- 2	0- 0	0- 0	NEUTRAL	0- 1	0- 1	0- 0				
5- 4	0- 0	0- 0	CONFERENCE	0- 0	1- 1	4- 3				
4- 2	0- 0	0- 0	HOME	0- 0	1- 1	3- 1				
1- 2	0- 0	0- 0	AWAY	0- 0	0- 0	1- 2				
0- 0	0- 0	0- 0	NEUTRAL	0- 0	0- 0	0- 0				

RPI 1-25				RPI 26-50				RPI 51-100				RPI 101+				Team's RPI: 250	
RPI	S	Opponent	Score	RPI	S	Opponent	Score	RPI	S	Opponent	Score	RPI	S	Opponent	Score		
13	A	Miami (FL)	39 103	36	A	Tulane	45 62	87	N	Central Ark.	55 73	106	H	McNeese St.	60 68		
				48	A	Texas Tech	54 94					118	H	Denver	49 52		
												148	H	UALR	58 54		
												149	N	UMKC	70 76		
												150	A	Lamar	68 70		
												159	A	FIU	55 65		
												160	H	North Texas	54 56		
												164	H	Stephen F. Austin	58 68		
												184	A	Fla. Atlantic	58 65		
												213	A	Grambling	71 75		
												226	H	Arkansas St.	83 57		
												230	H	Western Ky.	53 49		
												240	H	Nicholls St.	78 68		
												272	A	Southern Miss.	74 77		
												281	H	Tennessee Tech	64 68		
												288	H	La.-Lafayette	66 35		
												320	A	Northwestern St.	84 68		
												338	A	Troy	49 46		
LAST 12 Division I GAMES:																	
288	H	La.-Lafayette	66 35	184	A	Fla. Atlantic	58 65										
338	A	Troy	49 46	226	H	Arkansas St.	83 57										
118	H	Denver	49 52	230	H	Western Ky.	53 49										
160	H	North Texas	54 56	320	A	Northwestern St.	84 68										
148	H	UALR	58 54	281	H	Tennessee Tech	64 68										
159	A	FIU	55 65	13	A	Miami (FL)	39 103										

Non-Div I Games:

La.-Monroe

■ Loss, 
■ Non-Conf, 
■ S Site, 
■ H Home 
■ A Away 
N Neutral

Average RPI Win:	300	WON-LOST	WINNING	LAST 12	STRENGTH OF	OPP. STRENGTH	TEAM	ADJ.	CONF.	ADJ CONF.
Average RPI Loss:	153	RECORD	PCT. RANK	GAMES	SCHEDULE	OF SCHEDULE	RPI	RPI	RPI	RPI
DIV. I ONLY	8- 14	244	5- 7	290	234	267	267	26	26	
DIV. I NON-CONF.	6- 9	212	3- 2	285	187	267	267	29	29	
TOTALS	RPI 1-25	RPI 26-50	W-L RECORDS	RPI 51-100	RPI 101-150	RPI 150+				
8- 14	0- 2	0- 1	OVERALL	0- 0	0- 2	8- 9				
4- 4	0- 1	0- 1	HOME	0- 0	0- 1	4- 1				
3- 9	0- 1	0- 0	AWAY	0- 0	0- 1	3- 7				
1- 1	0- 0	0- 0	NEUTRAL	0- 0	0- 0	1- 1				
6- 9	0- 2	0- 1	NON-CONFERENCE	0- 0	0- 1	6- 5				
3- 2	0- 1	0- 1	HOME	0- 0	0- 0	3- 0				
2- 6	0- 1	0- 0	AWAY	0- 0	0- 1	2- 4				
1- 1	0- 0	0- 0	NEUTRAL	0- 0	0- 0	1- 1				
2- 5	0- 0	0- 0	CONFERENCE	0- 0	0- 1	2- 4				
1- 2	0- 0	0- 0	HOME	0- 0	0- 1	1- 1				
1- 3	0- 0	0- 0	AWAY	0- 0	0- 0	1- 3				
0- 0	0- 0	0- 0	NEUTRAL	0- 0	0- 0	0- 0				

RPI S	Opponent	Score	RPI S	Opponent	Score	RPI S	Opponent	Score	RPI S	Opponent	Score
11	A Maryland	36 84	49	H Saint Joseph's	57 65				124	A Syracuse	54 74
25	H Princeton	47 87							134	H Holy Cross	61 75
									151	A Pittsburgh	69 74
									156	A American	54 80
									174	A Lehigh	55 68
									180	N Monmouth	54 58
									189	H Manhattan	48 43
									201	A Penn	39 49
									205	A Bryant	48 56
									225	H Navy	55 60
									236	N East Carolina	64 57
									248	A Rider	56 64
									263	A Army	43 44
									312	H Colgate	66 58
									323	A Saint Peter's	59 50
									332	H Wagner	66 55
									335	H Columbia	53 45
									337	A St. Francis (NY)	46 33
									339	A Bucknell	49 45
LAST 12 Division I GAMES:											
156	A American	54 80	225	H Navy	55 60						
312	H Colgate	66 58	335	H Columbia	53 45						
174	A Lehigh	55 68	151	A Pittsburgh	69 74						
134	H Holy Cross	61 75	236	N East Carolina	64 57						
339	A Bucknell	49 45	11	A Maryland	36 84						
263	A Army	43 44	337	A St. Francis (NY)	46 33						

Non-Div I Games:

Lafayette

Average RPI Win: <b>253</b>	WON-LOST	WINNING	LAST 12	STRENGTH OF	OPP. STRENGTH	TEAM	ADJ.	CONF.	ADJ CONF.
Average RPI Loss: <b>109</b>	RECORD	PCT. RANK	GAMES	SCHEDULE	OF SCHEDULE	RPI	RPI	RPI	RPI
DIV. I ONLY	8- 10	205	4- 7	131	221	150	150	24	24
DIV. I NON-CONF.	6- 6	160	2- 3	97	203	133	133	23	23
TOTALS	RPI 1-25	RPI 26-50	W-L RECORDS	RPI 51-100	RPI 101-150	RPI 150+			
8- 10	0- 2	0- 1	OVERALL	0- 3	0- 1	8- 3			
4- 1	0- 0	0- 0	HOME	0- 1	0- 0	4- 0			
3- 8	0- 2	0- 1	AWAY	0- 2	0- 1	3- 2			
1- 1	0- 0	0- 0	NEUTRAL	0- 0	0- 0	1- 1			
6- 6	0- 2	0- 1	NON-CONFERENCE	0- 1	0- 0	6- 2			
3- 0	0- 0	0- 0	HOME	0- 0	0- 0	3- 0			
2- 5	0- 2	0- 1	AWAY	0- 1	0- 0	2- 1			
1- 1	0- 0	0- 0	NEUTRAL	0- 0	0- 0	1- 1			
2- 4	0- 0	0- 0	CONFERENCE	0- 2	0- 1	2- 1			
1- 1	0- 0	0- 0	HOME	0- 1	0- 0	1- 0			
1- 3	0- 0	0- 0	AWAY	0- 1	0- 1	1- 1			
0- 0	0- 0	0- 0	NEUTRAL	0- 0	0- 0	0- 0			

RPI 1-25				RPI 26-50				RPI 51-100				RPI 101+ Team's RPI: 150			
RPI	S	Opponent	Score	RPI	S	Opponent	Score	RPI	S	Opponent	Score	RPI	S	Opponent	Score
7	A	Texas A&M	58 <b>83</b>	34	A	LSU	35 <b>77</b>	70	A	UTEP	52 <b>81</b>	106	A	McNeese St.	45 <b>58</b>
20	A	Kansas	40 <b>90</b>					87	A	Central Ark.	53 <b>63</b>	171	H	Ole Miss	67 58
								87	H	Central Ark.	37 <b>62</b>	175	A	TCU	59 <b>73</b>
												184	N	Fla. Atlantic	66 61
												214	H	Rice	61 54
												235	A	Southern U.	70 62
												240	A	Nicholls St.	64 <b>70</b>
												250	H	La.-Monroe	70 68
												260	N	IUPUI	34 <b>61</b>
												309	A	Texas-Arlington	68 52
												320	H	Northwestern St.	58 56
												341	A	Houston Baptist	73 40
LAST 12 Division I GAMES:															
240	A	Nicholls St.	64 <b>70</b>	214	H	Rice	61 54	341	A	Houston Baptist	73 40				
320	H	Northwestern St.	58 56	34	A	LSU	35 <b>77</b>	175	A	TCU	59 <b>73</b>				
87	A	Central Ark.	53 <b>63</b>	70	A	UTEP	52 <b>81</b>	260	N	IUPUI	34 <b>61</b>				
309	A	Texas-Arlington	68 52												
106	A	McNeese St.	45 <b>58</b>												
87	H	Central Ark.	37 <b>62</b>												

Non-Div I Games: Centenary (LA) 73 44 Our Lady Of The Lak82 62

Lamar

■ Loss, 
 ■ Non-Conf, 
 ■ S Site, 
 ■ Home 
 ■ A Away 
 N Neutral

Average RPI Win:	273	WON-LOST	WINNING	LAST 12	STRENGTH OF	OPP. STRENGTH	TEAM	ADJ.	CONF.	ADJ CONF.
Average RPI Loss:	103	RECORD	PCT. RANK	GAMES	SCHEDULE	OF SCHEDULE	RPI	RPI	RPI	RPI
DIV. I ONLY	12- 9	127	9- 3	267	195	174	174	26	26	
DIV. I NON-CONF.	7- 7	160	4- 1	255	130	160	160	29	29	
TOTALS	RPI 1-25	RPI 26-50	W-L RECORDS	RPI 51-100	RPI 101-150	RPI 150+				
12- 9	0- 2	0- 2	OVERALL	0- 1	1- 1	11- 3				
8- 2	0- 1	0- 1	HOME	0- 0	1- 0	7- 0				
4- 6	0- 1	0- 1	AWAY	0- 1	0- 1	4- 2				
0- 1	0- 0	0- 0	NEUTRAL	0- 0	0- 0	0- 1				
7- 7	0- 2	0- 2	NON-CONFERENCE	0- 1	0- 1	7- 1				
5- 2	0- 1	0- 1	HOME	0- 0	0- 0	5- 0				
2- 4	0- 1	0- 1	AWAY	0- 1	0- 1	2- 0				
0- 1	0- 0	0- 0	NEUTRAL	0- 0	0- 0	0- 1				
5- 2	0- 0	0- 0	CONFERENCE	0- 0	1- 0	4- 2				
3- 0	0- 0	0- 0	HOME	0- 0	1- 0	2- 0				
2- 2	0- 0	0- 0	AWAY	0- 0	0- 0	2- 2				
0- 0	0- 0	0- 0	NEUTRAL	0- 0	0- 0	0- 0				

RPI 1-25				RPI 26-50				RPI 51-100				RPI 101+ Team's RPI: 174			
RPI	S	Opponent	Score	RPI	S	Opponent	Score	RPI	S	Opponent	Score	RPI	S	Opponent	Score
10	A	Rutgers	40 68	42	H	Richmond	49 71	79	A	Sacred Heart	51 68	134	H	Holy Cross	75 60
15	H	Villanova	54 62	49	A	Saint Joseph's	48 66					136	A	La Salle	43 63
												156	A	American	49 55
												180	N	Monmouth	73 75
												195	H	Robert Morris	68 54
												217	H	Loyola Maryland	70 60
												225	A	Navy	50 46
												263	A	Army	64 66
												267	H	Lafayette	68 55
												296	A	Valparaiso	41 39
												312	H	Colgate	85 82
												318	H	Rhode Island	67 56
												321	H	NJIT	61 37
												323	H	Saint Peter's	64 48
												332	A	Wagner	63 44
												339	A	Bucknell	53 38
LAST 12 Division I GAMES:															
263	A	Army	64 66	134	H	Holy Cross	75 60								
225	A	Navy	50 46	42	H	Richmond	49 71								
267	H	Lafayette	68 55	318	H	Rhode Island	67 56								
339	A	Bucknell	53 38	195	H	Robert Morris	68 54								
312	H	Colgate	85 82	321	H	NJIT	61 37								
156	A	American	49 55	217	H	Loyola Maryland	70 60								

Non-Div I Games:

Lehigh

■ Loss, 
 ■ Non-Conf, S Site, 
 ■ Home 
 ■ Away 
 N Neutral

Liberty

Through Games Of Sunday, January 29, 2012

Average RPI Win:	271	WON-LOST	WINNING	LAST 12	STRENGTH OF	OPP. STRENGTH	TEAM	ADJ.	CONF.	ADJ CONF.
Average RPI Loss:	94	RECORD	PCT. RANK	GAMES	SCHEDULE	OF SCHEDULE	RPI	RPI	RPI	RPI
DIV. I ONLY	9- 7	134	7- 3	155	253	142	142	27	27	
DIV. I NON-CONF.	2- 6	274	0- 2	131	66	108	108	31	31	
TOTALS	RPI 1-25	RPI 26-50	W-L RECORDS	RPI 51-100	RPI 101-150	RPI 150+				
9- 7	0- 0	0- 4	OVERALL	0- 0	0- 2	9- 1				
3- 3	0- 0	0- 1	HOME	0- 0	0- 2	3- 0				
5- 3	0- 0	0- 2	AWAY	0- 0	0- 0	5- 1				
1- 1	0- 0	0- 1	NEUTRAL	0- 0	0- 0	1- 0				
2- 6	0- 0	0- 4	NON-CONFERENCE	0- 0	0- 1	2- 1				
0- 2	0- 0	0- 1	HOME	0- 0	0- 1	0- 0				
1- 3	0- 0	0- 2	AWAY	0- 0	0- 0	1- 1				
1- 1	0- 0	0- 1	NEUTRAL	0- 0	0- 0	1- 0				
7- 1	0- 0	0- 0	CONFERENCE	0- 0	0- 1	7- 0				
3- 1	0- 0	0- 0	HOME	0- 0	0- 1	3- 0				
4- 0	0- 0	0- 0	AWAY	0- 0	0- 0	4- 0				
0- 0	0- 0	0- 0	NEUTRAL	0- 0	0- 0	0- 0				

RPI S	Opponent	Score	RPI S	Opponent	Score	RPI S	Opponent	Score	RPI S	Opponent	Score
27	N Oklahoma	45 76	27	N Oklahoma	45 76	111	H VCU	47 52	111	H VCU	47 52
33	H James Madison	58 62	33	H James Madison	58 62	126	H High Point	69 73	126	H High Point	69 73
42	A Richmond	54 66	42	A Richmond	54 66	188	H Campbell	90 61	188	H Campbell	90 61
44	A Virginia	38 64	44	A Virginia	38 64	207	A Charleston So.	79 64	207	A Charleston So.	79 64
						233	H Winthrop	74 49	233	H Winthrop	74 49
						265	A Radford	76 68	265	A Radford	76 68
						278	A N.C. A&T	74 81	278	A N.C. A&T	74 81
						291	H Presbyterian	59 39	291	H Presbyterian	59 39
						294	A Coastal Caro.	82 45	294	A Coastal Caro.	82 45
						297	A UNC Greensboro	61 46	297	A UNC Greensboro	61 46
						327	A UNC Asheville	78 56	327	A UNC Asheville	78 56
						336	N Lipscomb	70 27	336	N Lipscomb	70 27
LAST 12 Division I GAMES:											
327	A UNC Asheville	78 56	126	H High Point	69 73						
233	H Winthrop	74 49	265	A Radford	76 68						
291	H Presbyterian	59 39	42	A Richmond	54 66						
207	A Charleston So.	79 64	44	A Virginia	38 64						
294	A Coastal Caro.	82 45	33	H James Madison	58 62						
188	H Campbell	90 61	336	N Lipscomb	70 27						

Non-Div I Games: Virginia-Wise 82 39 Virginia Union 82 37 Glenville St. 116 65

Liberty

Loss, Non-Conf, S Site, H Home A Away N Neutral

Average RPI Win:	303	WON-LOST	WINNING	LAST 12	STRENGTH OF	OPP. STRENGTH	TEAM	ADJ.	CONF.	ADJ CONF.
Average RPI Loss:	222	RECORD	PCT. RANK	GAMES	SCHEDULE	OF SCHEDULE	RPI	RPI	RPI	RPI
DIV. I ONLY	5- 17	301	3- 9	333	328	336	336	30	30	
DIV. I NON-CONF.	2- 9	298	1- 2	322	300	334	334	28	28	
TOTALS	RPI 1-25	RPI 26-50	W-L RECORDS	RPI 51-100	RPI 101-150	RPI 150+				
5- 17	0- 0	0- 1	OVERALL	0- 1	0- 3	5- 12				
4- 6	0- 0	0- 0	HOME	0- 1	0- 1	4- 4				
1- 10	0- 0	0- 1	AWAY	0- 0	0- 1	1- 8				
0- 1	0- 0	0- 0	NEUTRAL	0- 0	0- 1	0- 0				
2- 9	0- 0	0- 1	NON-CONFERENCE	0- 0	0- 2	2- 6				
1- 3	0- 0	0- 0	HOME	0- 0	0- 0	1- 3				
1- 5	0- 0	0- 1	AWAY	0- 0	0- 1	1- 3				
0- 1	0- 0	0- 0	NEUTRAL	0- 0	0- 1	0- 0				
3- 8	0- 0	0- 0	CONFERENCE	0- 1	0- 1	3- 6				
3- 3	0- 0	0- 0	HOME	0- 1	0- 1	3- 1				
0- 5	0- 0	0- 0	AWAY	0- 0	0- 0	0- 5				
0- 0	0- 0	0- 0	NEUTRAL	0- 0	0- 0	0- 0				

RPI 1-25			RPI 26-50			RPI 51-100			RPI 101+			Team's RPI: 336
RPI	S	Opponent	Score	RPI	S	Opponent	Score	RPI	S	Opponent	Score	
				37	A	Vanderbilt	39 81	77	H	Fla. Gulf Coast	59 76	
								114	A	North Carolina	53 95	
								122	H	Stetson	63 74	
								142	N	Liberty	27 70	
								171	H	Ole Miss	57 72	
								238	A	Alabama A&M	54 72	
								245	A	Tennessee St.	54 80	
								249	H	Kennesaw St.	55 74	
								273	A	Belmont	54 64	
								274	H	Austin Peay	58 61	
								281	A	Tennessee Tech	66 61	
								283	A	East Tenn. St.	52 89	
								295	H	Air Force	59 68	
								300	A	Jacksonville	75 81	
								300	H	Jacksonville	68 64	
								301	A	S.C. Upstate	66 73	
								306	A	North Florida	67 77	
								306	H	North Florida	73 64	
								310	H	Mercer	80 70	
								319	H	Gardner-Webb	76 65	
								340	A	Jacksonville St.	72 81	
LAST 12 Division I GAMES:												
306	H	North Florida	73 64	273	A	Belmont	54 64					
300	H	Jacksonville	68 64	306	A	North Florida	67 77					
283	A	East Tenn. St.	52 89	300	A	Jacksonville	75 81					
301	A	S.C. Upstate	66 73	319	H	Gardner-Webb	76 65					
77	H	Fla. Gulf Coast	59 76	171	H	Ole Miss	57 72					
122	H	Stetson	63 74	114	A	North Carolina	53 95					

Non-Div I Games:

Lipscomb

■ Loss, 
 ■ Non-Conf, S Site, 
 ■ Home 
 ■ Away 
 N Neutral



Average RPI Win:	271	WON-LOST	WINNING	LAST 12	STRENGTH OF	OPP. STRENGTH	TEAM	ADJ.	CONF.	ADJ CONF.
Average RPI Loss:	158	RECORD	PCT. RANK	GAMES	SCHEDULE	OF SCHEDULE	RPI	RPI	RPI	RPI
DIV. I ONLY	9- 12	208	6- 6	300	233	262	262	21	21	
DIV. I NON-CONF.	5- 8	221	2- 2	314	222	278	278	20	20	
TOTALS	RPI 1-25	RPI 26-50	W-L RECORDS	RPI 51-100	RPI 101-150	RPI 150+				
9- 12	0- 0	0- 0	OVERALL	0- 1	0- 5	9- 6				
8- 2	0- 0	0- 0	HOME	0- 1	0- 0	8- 1				
1- 10	0- 0	0- 0	AWAY	0- 0	0- 5	1- 5				
0- 0	0- 0	0- 0	NEUTRAL	0- 0	0- 0	0- 0				
5- 8	0- 0	0- 0	NON-CONFERENCE	0- 1	0- 3	5- 4				
4- 1	0- 0	0- 0	HOME	0- 1	0- 0	4- 0				
1- 7	0- 0	0- 0	AWAY	0- 0	0- 3	1- 4				
0- 0	0- 0	0- 0	NEUTRAL	0- 0	0- 0	0- 0				
4- 4	0- 0	0- 0	CONFERENCE	0- 0	0- 2	4- 2				
4- 1	0- 0	0- 0	HOME	0- 0	0- 0	4- 1				
0- 3	0- 0	0- 0	AWAY	0- 0	0- 2	0- 1				
0- 0	0- 0	0- 0	NEUTRAL	0- 0	0- 0	0- 0				

RPI 1-25				RPI 26-50				RPI 51-100				RPI 101+				Team's RPI: 262	
RPI	S	Opponent	Score	RPI	S	Opponent	Score	RPI	S	Opponent	Score	RPI	S	Opponent	Score		
								92	H	Wichita St.	64	73	103	A	Washington	46	80
												104	A	UC Davis	62	78	
												109	A	Arizona	42	66	
												123	A	Pacific	56	93	
												124	A	Syracuse	42	81	
												167	A	Seattle	49	78	
												170	H	Cal St. Northridge	50	57	
												178	A	Iona	73	78	
												194	H	Cal Poly	74	67	
												196	A	Santa Clara	63	73	
												211	H	UC Santa Barbara	46	34	
												237	A	Cal St. Fullerton	53	74	
												246	H	UC Irvine	63	51	
												276	H	Nevada	61	58	
												280	H	Dartmouth	66	52	
												289	A	Sacramento St.	67	74	
												290	H	Utah Valley	75	43	
												292	H	UC Riverside	70	59	
												317	H	Western Mich.	76	56	
												335	A	Columbia	70	61	
LAST 12 Division I GAMES:																	
237	A	Cal St. Fullerton	53	74	246	H	UC Irvine	63	51								
194	H	Cal Poly	74	67	292	H	UC Riverside	70	59								
211	H	UC Santa Barbara	46	34	92	H	Wichita St.	64	73								
104	A	UC Davis	62	78	317	H	Western Mich.	76	56								
123	A	Pacific	56	93	280	H	Dartmouth	66	52								
170	H	Cal St. Northridge	50	57	109	A	Arizona	42	66								

Non-Div I Games:

Long Beach St.

Average RPI Win:	282	WON-LOST	WINNING	LAST 12	STRENGTH OF	OPP. STRENGTH	TEAM	ADJ.	CONF.	ADJ CONF.
Average RPI Loss:	166	RECORD	PCT. RANK	GAMES	SCHEDULE	OF SCHEDULE	RPI	RPI	RPI	RPI
DIV. I ONLY	5- 19	309	3- 9	141	298	277	277	29	29	
DIV. I NON-CONF.	5- 19	292	3- 9	147	313	286	286	32	32	
TOTALS	RPI 1-25	RPI 26-50	W-L RECORDS	RPI 51-100	RPI 101-150	RPI 150+				
5- 19	0- 3	0- 0	OVERALL	0- 2	0- 5	5- 9				
4- 2	0- 0	0- 0	HOME	0- 0	0- 1	4- 1				
1- 15	0- 3	0- 0	AWAY	0- 2	0- 3	1- 7				
0- 2	0- 0	0- 0	NEUTRAL	0- 0	0- 1	0- 1				
5- 19	0- 3	0- 0	NON-CONFERENCE	0- 2	0- 5	5- 9				
4- 2	0- 0	0- 0	HOME	0- 0	0- 1	4- 1				
1- 15	0- 3	0- 0	AWAY	0- 2	0- 3	1- 7				
0- 2	0- 0	0- 0	NEUTRAL	0- 0	0- 1	0- 1				
0- 0	0- 0	0- 0	CONFERENCE	0- 0	0- 0	0- 0				
0- 0	0- 0	0- 0	HOME	0- 0	0- 0	0- 0				
0- 0	0- 0	0- 0	AWAY	0- 0	0- 0	0- 0				
0- 0	0- 0	0- 0	NEUTRAL	0- 0	0- 0	0- 0				

RPI	S	Opponent	Score	RPI	S	Opponent	Score	RPI	S	Opponent	Score	RPI	S	Opponent	Score	Team's RPI: 277
5	A	Notre Dame	26 92					91	A	Appalachian St.	54 64	116	A	San Diego St.	37 79	
13	A	Miami (FL)	43 92					96	A	Cincinnati	54 70	126	A	High Point	51 73	
24	A	Georgetown	45 56									141	H	Coppin St.	51 73	
												145	N	Central Mich.	59 70	
												147	A	Wright St.	44 77	
												176	A	Marshall	48 62	
												186	A	William & Mary	43 76	
												188	A	Campbell	33 48	
												192	H	George Mason	58 80	
												247	H	Cornell	68 61	
												265	H	Radford	73 59	
												280	H	Dartmouth	86 76	
												286	A	Eastern Ky.	62 80	
												287	A	IPFW	54 73	
												290	A	Utah Valley	59 64	
												295	A	Air Force	59 48	
												316	A	Murray St.	77 86	
												321	H	NJIT	72 71	
												326	N	Southeast Mo. St.	52 56	
LAST 12 Division I GAMES:																
286	A	Eastern Ky.	62 80	295	A	Air Force	59 48									
316	A	Murray St.	77 86	116	A	San Diego St.	37 79									
280	H	Dartmouth	86 76	141	H	Coppin St.	51 73									
287	A	IPFW	54 73	91	A	Appalachian St.	54 64									
321	H	NJIT	72 71	5	A	Notre Dame	26 92									
290	A	Utah Valley	59 64	96	A	Cincinnati	54 70									

Non-Div I Games:

Longwood

■ Loss, 
 ■ Non-Conf, S Site, 
 ■ Home 
 ■ Away 
 N Neutral

Average RPI Win:	251	WON-LOST	WINNING	LAST 12	STRENGTH OF	OPP. STRENGTH	TEAM	ADJ.	CONF.	ADJ CONF.
Average RPI Loss:	124	RECORD	PCT. RANK	GAMES	SCHEDULE	OF SCHEDULE	RPI	RPI	RPI	RPI
DIV. I ONLY	10- 10	165	8- 4	259	135	203	203	25	25	
DIV. I NON-CONF.	7- 8	179	5- 2	205	100	174	174	26	26	
TOTALS	RPI 1-25	RPI 26-50	W-L RECORDS	RPI 51-100	RPI 101-150	RPI 150+				
10- 10	0- 0	0- 2	OVERALL	0- 2	2- 2	8- 4				
4- 4	0- 0	0- 2	HOME	0- 1	2- 1	2- 0				
4- 3	0- 0	0- 0	AWAY	0- 0	0- 1	4- 2				
2- 3	0- 0	0- 0	NEUTRAL	0- 1	0- 0	2- 2				
7- 8	0- 0	0- 2	NON-CONFERENCE	0- 2	2- 1	5- 3				
3- 3	0- 0	0- 2	HOME	0- 1	2- 0	1- 0				
2- 2	0- 0	0- 0	AWAY	0- 0	0- 1	2- 1				
2- 3	0- 0	0- 0	NEUTRAL	0- 1	0- 0	2- 2				
3- 2	0- 0	0- 0	CONFERENCE	0- 0	0- 1	3- 1				
1- 1	0- 0	0- 0	HOME	0- 0	0- 1	1- 0				
2- 1	0- 0	0- 0	AWAY	0- 0	0- 0	2- 1				
0- 0	0- 0	0- 0	NEUTRAL	0- 0	0- 0	0- 0				

RPI S	Opponent	Score	RPI S	Opponent	Score	RPI S	Opponent	Score	RPI S	Opponent	Score	Team's RPI: 203
34	H LSU	55 66	61	H Missouri St.	65 78	112	H Mississippi St.	63 62				
36	H Tulane	52 61	82	N Memphis	67 86	115	A Oral Roberts	71 92				
						138	H Utah St.	62 79				
						148	H UALR	64 48				
						152	N Seton Hall	69 72				
						172	N Alabama	59 67				
						215	A Hawaii	46 61				
						222	N Old Dominion	84 71				
						226	A Arkansas St.	69 59				
						230	A Western Ky.	54 69				
						261	A San Jose St.	70 64				
						281	H Tennessee Tech	82 64				
						293	N Prairie View	89 83				
						314	A Houston	79 53				
						322	H Idaho	66 54				
						330	A New Mexico St.	69 42				
LAST 12 Division I GAMES:												
330	A New Mexico St.	69 42	281	H Tennessee Tech	82 64							
261	A San Jose St.	70 64	293	N Prairie View	89 83							
215	A Hawaii	46 61	82	N Memphis	67 86							
138	H Utah St.	62 79	226	A Arkansas St.	69 59							
322	H Idaho	66 54	112	H Mississippi St.	63 62							
34	H LSU	55 66	314	A Houston	79 53							

Non-Div I Games:

Louisiana Tech

■ Loss, 
■ Non-Conf, 
■ S Site, 
■ H Home 
■ A Away 
N Neutral

## Louisville

Average RPI Win: 142

WON-LOST

WINNING

LAST 12

## Through Games Of Sunday, January 29, 2012

STRENGTH OF

OPP. STRENGTH

TEAM

ADJ.

CONF.

ADJ CONF.

Average RPI Loss: 17

RECORD

PCT. RANK

GAMES

SCHEDULE

OF SCHEDULE

RPI

RPI

RPI

RPI

DIV. I ONLY

17- 4

21

10- 2

66

26

16

16

2

2

DIV. I NON-CONF.

11- 2

24

4- 0

139

73

32

32

2

2

TOTALS

RPI 1-25

RPI 26-50

W-L RECORDS

RPI 51-100

RPI 101-150

RPI 150+

17- 4

2- 3

0- 1

OVERALL

7- 0

1- 0

7- 0

9- 0

1- 0

0- 0

HOME

3- 0

1- 0

4- 0

8- 4

1- 3

0- 1

AWAY

4- 0

0- 0

3- 0

0- 0

0- 0

0- 0

NEUTRAL

0- 0

0- 0

0- 0

11- 2

0- 2

0- 0

NON-CONFERENCE

3- 0

1- 0

7- 0

5- 0

0- 0

0- 0

HOME

0- 0

1- 0

4- 0

6- 2

0- 2

0- 0

AWAY

3- 0

0- 0

3- 0

0- 0

0- 0

0- 0

NEUTRAL

0- 0

0- 0

0- 0

6- 2

2- 1

0- 1

CONFERENCE

4- 0

0- 0

0- 0

4- 0

1- 0

0- 0

HOME

3- 0

0- 0

0- 0

2- 2

1- 1

0- 1

AWAY

1- 0

0- 0

0- 0

0- 0

0- 0

0- 0

NEUTRAL

0- 0

0- 0

0- 0

RPI 1-25

Team's RPI: 16

RPI 26-50

RPI 51-100

RPI 101+

RPI	S	Opponent	Score
7	A	Texas A&M	58 76
9	A	Kentucky	54 74
10	A	Rutgers	68 71
15	H	Villanova	62 58
24	A	Georgetown	64 61

RPI	S	Opponent	Score
41	A	St. John's (NY)	64 72

RPI	S	Opponent	Score
55	A	Florida St.	85 76
59	A	Washington St.	75 71
61	A	Missouri St.	73 64
74	H	Providence	64 48
81	H	Marquette	70 53
83	H	South Fla.	63 57
96	A	Cincinnati	64 59

RPI	S	Opponent	Score
130	H	UT Martin	70 57
154	A	Florida A&M	86 66
177	A	Portland	71 42
202	H	Xavier	62 44
274	H	Austin Peay	78 60
286	A	Eastern Ky.	77 53
316	H	Murray St.	105 62
319	H	Gardner-Webb	92 27

## LAST 12 Division I GAMES:

15	H	Villanova	62 58	81	H	Marquette	70 53
24	A	Georgetown	64 61	130	H	UT Martin	70 57
74	H	Providence	64 48	59	A	Washington St.	75 71
10	A	Rutgers	68 71	177	A	Portland	71 42
83	H	South Fla.	63 57	96	A	Cincinnati	64 59
41	A	St. John's (NY)	64 72	319	H	Gardner-Webb	92 27

Non-Div I Games:

Louisville

Loss, Non-Conf, S Site, H Home A Away N Neutral

## Loyola Chicago

Through Games Of Sunday, January 29, 2012

Average RPI Win:	257	WON-LOST	WINNING	LAST 12	STRENGTH OF	OPP. STRENGTH	TEAM	ADJ.	CONF.	ADJ CONF.
Average RPI Loss:	123	RECORD	PCT. RANK	GAMES	SCHEDULE	OF SCHEDULE	RPI	RPI	RPI	RPI
DIV. I ONLY	8- 11	214	4- 7	223	161	220	220	13	13	
DIV. I NON-CONF.	4- 6	212	0- 2	271	133	240	240	19	19	
TOTALS	RPI 1-25	RPI 26-50	W-L RECORDS	RPI 51-100	RPI 101-150	RPI 150+				
8- 11	0- 2	0- 0	OVERALL	0- 2	0- 4	8- 3				
2- 7	0- 0	0- 0	HOME	0- 2	0- 3	2- 2				
5- 3	0- 2	0- 0	AWAY	0- 0	0- 1	5- 0				
1- 1	0- 0	0- 0	NEUTRAL	0- 0	0- 0	1- 1				
4- 6	0- 1	0- 0	NON-CONFERENCE	0- 2	0- 2	4- 1				
1- 3	0- 0	0- 0	HOME	0- 2	0- 1	1- 0				
2- 2	0- 1	0- 0	AWAY	0- 0	0- 1	2- 0				
1- 1	0- 0	0- 0	NEUTRAL	0- 0	0- 0	1- 1				
4- 5	0- 1	0- 0	CONFERENCE	0- 0	0- 2	4- 2				
1- 4	0- 0	0- 0	HOME	0- 0	0- 2	1- 2				
3- 1	0- 1	0- 0	AWAY	0- 0	0- 0	3- 0				
0- 0	0- 0	0- 0	NEUTRAL	0- 0	0- 0	0- 0				

RPI 1-25				RPI 26-50				RPI 51-100				RPI 101+ Team's RPI: 220			
RPI	S	Opponent	Score	RPI	S	Opponent	Score	RPI	S	Opponent	Score	RPI	S	Opponent	Score
18	A	Green Bay	49 76					85	H	Northwestern	67 72	135	A	Drake	50 65
21	A	DePaul	65 70					86	H	Eastern Mich.	55 63	136	H	La Salle	45 48
												137	H	Ill.-Chicago	56 57
												147	H	Wright St.	62 64
												165	H	Detroit	66 76
												199	N	Akron	86 97
												204	A	Youngstown St.	82 77
												219	H	Northern Ill.	73 42
												229	H	Butler	57 60
												231	A	Milwaukee	81 73
												257	A	Cleveland St.	85 67
												259	N	San Francisco	65 63
												264	A	Southern Ill.	66 44
												296	H	Valparaiso	86 56
												328	A	Chicago St.	77 34
LAST 12 Division I GAMES:															
137	H	Ill.-Chicago	56 57	147	H	Wright St.	62 64								
229	H	Butler	57 60	18	A	Green Bay	49 76								
296	H	Valparaiso	86 56	231	A	Milwaukee	81 73								
257	A	Cleveland St.	85 67	135	A	Drake	50 65								
204	A	Youngstown St.	82 77	85	H	Northwestern	67 72								
165	H	Detroit	66 76	136	H	La Salle	45 48								

Non-Div I Games: Neb. Omaha 69 57

Loyola Chicago

Loss, Non-Conf, S Site, H Home A Away N Neutral

Loyola Maryland

Through Games Of Sunday, January 29, 2012

Average RPI Win:	234	WON-LOST	WINNING	LAST 12	STRENGTH OF	OPP. STRENGTH	TEAM	ADJ.	CONF.	ADJ CONF.
Average RPI Loss:	169	RECORD	PCT. RANK	GAMES	SCHEDULE	OF SCHEDULE	RPI	RPI	RPI	RPI
DIV. I ONLY	8- 13	229	4- 8	204	232	217	217	22	22	
DIV. I NON-CONF.	4- 7	229	0- 2	71	192	154	154	21	21	
TOTALS	RPI 1-25	RPI 26-50	W-L RECORDS	RPI 51-100	RPI 101-150	RPI 150+				
8- 13	0- 1	0- 1	OVERALL	0- 1	1- 1	7- 9				
4- 4	0- 0	0- 0	HOME	0- 0	1- 1	3- 3				
4- 9	0- 1	0- 1	AWAY	0- 1	0- 0	4- 6				
0- 0	0- 0	0- 0	NEUTRAL	0- 0	0- 0	0- 0				
4- 7	0- 1	0- 0	NON-CONFERENCE	0- 1	1- 1	3- 4				
3- 1	0- 0	0- 0	HOME	0- 0	1- 1	2- 0				
1- 6	0- 1	0- 0	AWAY	0- 1	0- 0	1- 4				
0- 0	0- 0	0- 0	NEUTRAL	0- 0	0- 0	0- 0				
4- 6	0- 0	0- 1	CONFERENCE	0- 0	0- 0	4- 5				
1- 3	0- 0	0- 0	HOME	0- 0	0- 0	1- 3				
3- 3	0- 0	0- 1	AWAY	0- 0	0- 0	3- 2				
0- 0	0- 0	0- 0	NEUTRAL	0- 0	0- 0	0- 0				

RPI 1-25				RPI 26-50				RPI 51-100				RPI 101+ Team's RPI: 217			
RPI	S	Opponent	Score	RPI	S	Opponent	Score	RPI	S	Opponent	Score	RPI	S	Opponent	Score
11	A	Maryland	46 84	47	A	Marist	62 70	66	A	Towson	54 56	102	H	Howard	62 56
												144	H	UMBC	56 60
												151	A	Pittsburgh	59 65
												156	A	American	48 63
												174	A	Lehigh	60 70
												189	A	Manhattan	59 45
												189	H	Manhattan	46 61
												198	A	Canisius	55 65
												218	A	George Washington	70 62
												221	A	Mt. St. Mary's	54 59
												225	H	Navy	42 38
												248	A	Rider	61 67
												263	H	Army	68 64
												266	A	Niagara	68 48
												266	H	Niagara	54 57
												305	A	Siena	67 54
												305	H	Siena	55 45
												323	H	Saint Peter's	51 68
LAST 12 Division I GAMES:															
266	A	Niagara	68 48	248	A	Rider	61 67								
198	A	Canisius	55 65	305	A	Siena	67 54								
189	A	Manhattan	59 45	189	H	Manhattan	46 61								
47	A	Marist	62 70	266	H	Niagara	54 57								
305	H	Siena	55 45	66	A	Towson	54 56								
323	H	Saint Peter's	51 68	156	A	American	48 63								

Non-Div I Games:

Loyola Maryland

Loss, Non-Conf, S Site, H Home A Away N Neutral

Average RPI Win:	238	WON-LOST	WINNING	LAST 12	STRENGTH OF	OPP. STRENGTH	TEAM	ADJ.	CONF.	ADJ CONF.
Average RPI Loss:	119	RECORD	PCT. RANK	GAMES	SCHEDULE	OF SCHEDULE	RPI	RPI	RPI	RPI
DIV. I ONLY	6- 15	283	3- 9	90	152	232	232	9	9	
DIV. I NON-CONF.	4- 8	240	1- 2	224	262	297	297	9	9	
TOTALS	RPI 1-25	RPI 26-50	W-L RECORDS	RPI 51-100	RPI 101-150	RPI 150+				
6- 15	0- 0	0- 4	OVERALL	0- 3	0- 2	6- 6				
4- 9	0- 0	0- 2	HOME	0- 3	0- 0	4- 4				
2- 6	0- 0	0- 2	AWAY	0- 0	0- 2	2- 2				
0- 0	0- 0	0- 0	NEUTRAL	0- 0	0- 0	0- 0				
4- 8	0- 0	0- 0	NON-CONFERENCE	0- 2	0- 1	4- 5				
3- 5	0- 0	0- 0	HOME	0- 2	0- 0	3- 3				
1- 3	0- 0	0- 0	AWAY	0- 0	0- 1	1- 2				
0- 0	0- 0	0- 0	NEUTRAL	0- 0	0- 0	0- 0				
2- 7	0- 0	0- 4	CONFERENCE	0- 1	0- 1	2- 1				
1- 4	0- 0	0- 2	HOME	0- 1	0- 0	1- 1				
1- 3	0- 0	0- 2	AWAY	0- 0	0- 1	1- 0				
0- 0	0- 0	0- 0	NEUTRAL	0- 0	0- 0	0- 0				

RPI 1-25				RPI 26-50				RPI 51-100				RPI 101+ Team's RPI: 232			
RPI	S	Opponent	Score	RPI	S	Opponent	Score	RPI	S	Opponent	Score	RPI	S	Opponent	Score
				31	A	Gonzaga	61 79	53	H	UCLA	43 84	101	A	San Diego	58 80
				31	H	Gonzaga	54 80	60	H	St. Mary's (CA)	72 82	118	A	Denver	55 71
				46	A	BYU	47 80	70	H	UTEP	48 68	152	H	Portland St.	55 70
				46	H	BYU	48 72					170	H	Cal St. Northridge	62 79
												177	A	Portland	68 60
												194	H	Cal Poly	73 72
												196	H	Santa Clara	64 54
												204	H	Youngstown St.	50 64
												211	A	UC Santa Barbara	49 66
												237	A	Cal St. Fullerton	52 79
												259	H	San Francisco	59 61
												270	H	Wyoming	57 54
												289	H	Sacramento St.	86 73
												302	A	New Mexico	57 54
LAST 12 Division I GAMES:															
				177	A	Portland	68 60	46	A	BYU	47 80				
				31	A	Gonzaga	61 79	259	H	San Francisco	59 61				
				196	H	Santa Clara	64 54	60	H	St. Mary's (CA)	72 82				
				46	H	BYU	48 72	194	H	Cal Poly	73 72				
				101	A	San Diego	58 80	70	H	UTEP	48 68				
				31	H	Gonzaga	54 80	152	H	Portland St.	55 70				

Non-Div I Games:

Loyola Marymount

  Loss, 
  Non-Conf, 
  S Site, 
  H Home 
  A Away 
N Neutral

## Maine

Through Games Of Sunday, January 29, 2012

Average RPI Win: <b>288</b>	WON-LOST	WINNING	LAST 12	STRENGTH OF	OPP. STRENGTH	TEAM	ADJ.	CONF.	ADJ CONF.
Average RPI Loss: <b>169</b>	RECORD	PCT. RANK	GAMES	SCHEDULE	OF SCHEDULE	RPI	RPI	RPI	RPI
DIV. I ONLY	5- 16	296	3- 9	249	279	311	311	14	14
DIV. I NON-CONF.	2- 10	303	0- 3	286	306	321	321	13	13
TOTALS	RPI 1-25	RPI 26-50	W-L RECORDS	RPI 51-100	RPI 101-150	RPI 150+			
5- 16	0- 0	0- 1	OVERALL	0- 3	0- 2	5- 10			
3- 7	0- 0	0- 1	HOME	0- 0	0- 2	3- 4			
2- 6	0- 0	0- 0	AWAY	0- 2	0- 0	2- 4			
0- 3	0- 0	0- 0	NEUTRAL	0- 1	0- 0	0- 2			
2- 10	0- 0	0- 1	NON-CONFERENCE	0- 1	0- 0	2- 8			
1- 4	0- 0	0- 1	HOME	0- 0	0- 0	1- 3			
1- 3	0- 0	0- 0	AWAY	0- 0	0- 0	1- 3			
0- 3	0- 0	0- 0	NEUTRAL	0- 1	0- 0	0- 2			
3- 6	0- 0	0- 0	CONFERENCE	0- 2	0- 2	3- 2			
2- 3	0- 0	0- 0	HOME	0- 0	0- 2	2- 1			
1- 3	0- 0	0- 0	AWAY	0- 2	0- 0	1- 1			
0- 0	0- 0	0- 0	NEUTRAL	0- 0	0- 0	0- 0			

RPI S	Opponent	Score	RPI S	Opponent	Score	RPI S	Opponent	Score	RPI S	Opponent	Score	Team's RPI: 311
			33 H	James Madison	47 64	63 N	Duquesne	38 76	120 H	Albany (NY)	48 60	
						78 A	Boston U.	34 75	144 H	UMBC	55 75	
						100 A	Hartford	52 64	187 A	Central Conn. St.	48 53	
									190 H	Brown	59 61	
									193 H	New Hampshire	50 66	
									205 H	Bryant	53 65	
									207 N	Charleston So.	63 78	
									215 A	Massachusetts	54 63	
									218 N	George Washington	46 54	
									225 A	Navy	56 73	
									228 A	Binghamton	54 72	
									228 H	Binghamton	48 47	
									256 H	Vermont	70 60	
									298 A	Stony Brook	57 44	
									305 H	Siena	51 78	
									318 A	Rhode Island	62 58	
									338 H	Troy	66 53	
LAST 12 Division I GAMES:												
			228 H	Binghamton	48 47	78 A	Boston U.	34 75				
			193 H	New Hampshire	50 66	144 H	UMBC	55 75				
			298 A	Stony Brook	57 44	228 A	Binghamton	54 72				
			100 A	Hartford	52 64	305 H	Siena	51 78				
			256 H	Vermont	70 60	207 N	Charleston So.	63 78				
			120 H	Albany (NY)	48 60	63 N	Duquesne	38 76				

Non-Div I Games: Maine Maritime 73 37

Maine

  Loss, 
  Non-Conf, 
  S Site, 
  H Home 
  A Away 
N Neutral



Average RPI Win: <b>243</b>	WON-LOST	WINNING	LAST 12	STRENGTH OF	OPP. STRENGTH	TEAM	ADJ.	CONF.	ADJ CONF.
Average RPI Loss: <b>161</b>	RECORD	PCT. RANK	GAMES	SCHEDULE	OF SCHEDULE	RPI	RPI	RPI	RPI
DIV. I ONLY	10- 11	183	7- 5	191	324	189	189	22	22
DIV. I NON-CONF.	6- 6	160	3- 0	225	338	217	217	21	21
TOTALS	RPI 1-25	RPI 26-50	W-L RECORDS	RPI 51-100	RPI 101-150	RPI 150+			
10- 11	0- 0	0- 1	OVERALL	1- 1	0- 3	9- 6			
6- 3	0- 0	0- 0	HOME	1- 0	0- 1	5- 2			
3- 8	0- 0	0- 1	AWAY	0- 1	0- 2	3- 4			
1- 0	0- 0	0- 0	NEUTRAL	0- 0	0- 0	1- 0			
6- 6	0- 0	0- 0	NON-CONFERENCE	1- 1	0- 1	5- 4			
4- 1	0- 0	0- 0	HOME	1- 0	0- 0	3- 1			
1- 5	0- 0	0- 0	AWAY	0- 1	0- 1	1- 3			
1- 0	0- 0	0- 0	NEUTRAL	0- 0	0- 0	1- 0			
4- 5	0- 0	0- 1	CONFERENCE	0- 0	0- 2	4- 2			
2- 2	0- 0	0- 0	HOME	0- 0	0- 1	2- 1			
2- 3	0- 0	0- 1	AWAY	0- 0	0- 1	2- 1			
0- 0	0- 0	0- 0	NEUTRAL	0- 0	0- 0	0- 0			

RPI S	Opponent	Score	RPI S	Opponent	Score	RPI S	Opponent	Score	RPI S	Opponent	Score	Team's RPI: 189
47	A Marist	41 <b>61</b>	79	H Sacred Heart	62 50	106	A McNeese St.	52 <b>69</b>				
			100	A Hartford	45 <b>64</b>	110	A Fairfield	49 <b>58</b>				
						110	H Fairfield	59 <b>63</b>				
						178	A Iona	60 <b>65</b>				
						180	H Monmouth	71 59				
						183	H Fordham	49 <b>59</b>				
						193	A New Hampshire	42 <b>57</b>				
						198	H Canisius	73 51				
						217	A Loyola Maryland	61 46				
						217	H Loyola Maryland	45 <b>59</b>				
						247	H Cornell	73 49				
						248	H Rider	59 45				
						263	A Army	43 <b>58</b>				
						267	A Lafayette	43 <b>48</b>				
						283	N East Tenn. St.	86 53				
						321	A NJIT	75 66				
						323	A Saint Peter's	62 36				
						337	H St. Francis (NY)	50 37				
LAST 12 Division I GAMES:												
323	A Saint Peter's	62 36	110	H Fairfield	59 <b>63</b>							
110	A Fairfield	49 <b>58</b>	217	A Loyola Maryland	61 46							
217	H Loyola Maryland	45 <b>59</b>	248	H Rider	59 45							
178	A Iona	60 <b>65</b>	79	H Sacred Heart	62 50							
198	H Canisius	73 51	337	H St. Francis (NY)	50 37							
47	A Marist	41 <b>61</b>	247	H Cornell	73 49							

Non-Div I Games:

Manhattan

  Loss, 
  Non-Conf, 
  S Site, 
  H Home 
  A Away 
N Neutral

Average RPI Win:	185	WON-LOST	WINNING	LAST 12	STRENGTH OF	OPP. STRENGTH	TEAM	ADJ.	CONF.	ADJ CONF.
Average RPI Loss:	32	RECORD	PCT. RANK	GAMES	SCHEDULE	OF SCHEDULE	RPI	RPI	RPI	RPI
DIV. I ONLY	15- 6	63	10- 2	62	113	47	47	22	22	
DIV. I NON-CONF.	5- 6	190	0- 2	5	8	10	10	21	21	
TOTALS	RPI 1-25	RPI 26-50	W-L RECORDS	RPI 51-100	RPI 101-150	RPI 150+				
15- 6	0- 4	0- 1	OVERALL	4- 1	2- 0	9- 0				
7- 2	0- 2	0- 0	HOME	2- 0	0- 0	5- 0				
5- 4	0- 2	0- 1	AWAY	0- 1	1- 0	4- 0				
3- 0	0- 0	0- 0	NEUTRAL	2- 0	1- 0	0- 0				
5- 6	0- 4	0- 1	NON-CONFERENCE	4- 1	1- 0	0- 0				
2- 2	0- 2	0- 0	HOME	2- 0	0- 0	0- 0				
0- 4	0- 2	0- 1	AWAY	0- 1	0- 0	0- 0				
3- 0	0- 0	0- 0	NEUTRAL	2- 0	1- 0	0- 0				
10- 0	0- 0	0- 0	CONFERENCE	0- 0	1- 0	9- 0				
5- 0	0- 0	0- 0	HOME	0- 0	0- 0	5- 0				
5- 0	0- 0	0- 0	AWAY	0- 0	1- 0	4- 0				
0- 0	0- 0	0- 0	NEUTRAL	0- 0	0- 0	0- 0				

RPI 1-25				RPI 26-50				Team's RPI: 47				RPI 51-100				RPI 101+			
RPI	S	Opponent	Score	RPI	S	Opponent	Score	RPI	S	Opponent	Score	RPI	S	Opponent	Score	RPI	S	Opponent	Score
12	H	Kansas St.	56 57	38	A	Hofstra	69 71	73	N	South Dakota St.	57 49	110	A	Fairfield	59 47				
15	H	Villanova	53 60					78	A	Boston U.	36 49	135	N	Drake	50 47				
23	A	St. Bonaventure	56 67					84	N	Auburn	69 61	178	A	Iona	73 61				
25	A	Princeton	51 68					99	H	Yale	78 64	189	H	Manhattan	61 41				
								100	H	Hartford	57 51	198	H	Canisius	69 57				
												217	H	Loyola Maryland	70 62				
												248	A	Rider	82 56				
												248	H	Rider	76 54				
												266	H	Niagara	63 44				
												305	A	Siena	56 45				
												323	A	Saint Peter's	56 54				
LAST 12 Division I GAMES:																			
305	A	Siena	56 45	189	H	Manhattan	61 41												
178	A	Iona	73 61	248	A	Rider	82 56												
217	H	Loyola Maryland	70 62	198	H	Canisius	69 57												
248	H	Rider	76 54	323	A	Saint Peter's	56 54												
266	H	Niagara	63 44	12	H	Kansas St.	56 57												
110	A	Fairfield	59 47	38	A	Hofstra	69 71												

Non-Div I Games:

Marist

■ Loss, 
 ■ Non-Conf, 
 ■ S Site, 
 ■ H Home 
 ■ A Away 
 N Neutral

Average RPI Win:	154	WON-LOST	WINNING	LAST 12	STRENGTH OF	OPP. STRENGTH	TEAM	ADJ.	CONF.	ADJ CONF.
Average RPI Loss:	34	RECORD	PCT. RANK	GAMES	SCHEDULE	OF SCHEDULE	RPI	RPI	RPI	RPI
DIV. I ONLY	11- 9	135	7- 5	43	16	81	81	2	2	
DIV. I NON-CONF.	8- 4	89	4- 0	104	38	128	128	2	2	
<hr/>										
TOTALS	RPI 1-25	RPI 26-50	W-L RECORDS	RPI 51-100	RPI 101-150	RPI 150+				
11- 9	1- 6	1- 0	OVERALL	2- 3	1- 0	6- 0				
8- 3	1- 2	0- 0	HOME	1- 1	1- 0	5- 0				
2- 4	0- 3	1- 0	AWAY	1- 1	0- 0	0- 0				
1- 2	0- 1	0- 0	NEUTRAL	0- 1	0- 0	1- 0				
8- 4	0- 3	0- 0	NON-CONFERENCE	2- 1	1- 0	5- 0				
6- 1	0- 1	0- 0	HOME	1- 0	1- 0	4- 0				
1- 1	0- 1	0- 0	AWAY	1- 0	0- 0	0- 0				
1- 2	0- 1	0- 0	NEUTRAL	0- 1	0- 0	1- 0				
3- 5	1- 3	1- 0	CONFERENCE	0- 2	0- 0	1- 0				
2- 2	1- 1	0- 0	HOME	0- 1	0- 0	1- 0				
1- 3	0- 2	1- 0	AWAY	0- 1	0- 0	0- 0				
0- 0	0- 0	0- 0	NEUTRAL	0- 0	0- 0	0- 0				

RPI 1-25				RPI 26-50				RPI 51-100 Team's RPI: 81				RPI 101+			
RPI	S	Opponent	Score	RPI	S	Opponent	Score	RPI	S	Opponent	Score	RPI	S	Opponent	Score
5	A	Notre Dame	42 95	41	A	St. John's (NY)	63 55	59	N	Washington St.	52 65	119	H	Wisconsin	54 52
15	H	Villanova	51 50					72	A	West Virginia	32 53	152	H	Seton Hall	69 60
16	A	Louisville	53 70					73	H	South Dakota St.	59 51	158	H	Mississippi Val.	69 61
18	A	Green Bay	50 66					74	H	Providence	50 52	178	H	Iona	93 44
19	H	Georgia Tech	63 74					98	A	Toledo	69 60	256	H	Vermont	71 60
22	N	Michigan	51 71									293	N	Prairie View	71 51
24	H	Georgetown	39 67									315	H	Ark.-Pine Bluff	84 36
<hr/>															
LAST 12 Division I GAMES:															
72	A	West Virginia	32 53	16	A	Louisville	53 70								
74	H	Providence	50 52	98	A	Toledo	69 60								
24	H	Georgetown	39 67	256	H	Vermont	71 60								
41	A	St. John's (NY)	63 55	73	H	South Dakota St.	59 51								
15	H	Villanova	51 50	178	H	Iona	93 44								
152	H	Seton Hall	69 60	5	A	Notre Dame	42 95								

Non-Div I Games: New Orleans 96 35

Marquette

Average RPI Win:	262	WON-LOST	WINNING	LAST 12	STRENGTH OF	OPP. STRENGTH	TEAM	ADJ.	CONF.	ADJ CONF.
Average RPI Loss:	130	RECORD	PCT. RANK	GAMES	SCHEDULE	OF SCHEDULE	RPI	RPI	RPI	RPI
DIV. I ONLY	11- 8	123	6- 6	286	164	176	176	11	11	
DIV. I NON-CONF.	8- 4	89	3- 2	310	259	207	207	16	16	
TOTALS	RPI 1-25	RPI 26-50	W-L RECORDS	RPI 51-100	RPI 101-150	RPI 150+				
11- 8	0- 0	0- 1	OVERALL	1- 3	0- 0	10- 4				
5- 3	0- 0	0- 0	HOME	1- 1	0- 0	4- 2				
5- 4	0- 0	0- 1	AWAY	0- 1	0- 0	5- 2				
1- 1	0- 0	0- 0	NEUTRAL	0- 1	0- 0	1- 0				
8- 4	0- 0	0- 0	NON-CONFERENCE	1- 2	0- 0	7- 2				
3- 1	0- 0	0- 0	HOME	1- 1	0- 0	2- 0				
4- 2	0- 0	0- 0	AWAY	0- 0	0- 0	4- 2				
1- 1	0- 0	0- 0	NEUTRAL	0- 1	0- 0	1- 0				
3- 4	0- 0	0- 1	CONFERENCE	0- 1	0- 0	3- 2				
2- 2	0- 0	0- 0	HOME	0- 0	0- 0	2- 2				
1- 2	0- 0	0- 1	AWAY	0- 1	0- 0	1- 0				
0- 0	0- 0	0- 0	NEUTRAL	0- 0	0- 0	0- 0				

RPI 1-25			RPI 26-50			RPI 51-100			RPI 101+			Team's RPI: 176
RPI	S	Opponent	Score	RPI	S	Opponent	Score	RPI	S	Opponent	Score	
				36	A	Tulane	52 68	72	N	West Virginia	57 69	165 H SMU 53 55
								82	A	Memphis	58 71	169 H Tulsa 63 45
								89	H	Miami (OH)	49 56	173 A Furman 54 62
								96	H	Cincinnati	55 47	179 H UCF 44 55
												242 A Ohio 56 68
												255 A Ball St. 60 58
												272 H Southern Miss. 55 44
												277 H Longwood 62 48
												281 A Tennessee Tech 73 68
												285 H Kent St. 93 55
												299 A Morehead St. 83 66
												304 A Evansville 60 48
												314 A Houston 65 41
												328 N Chicago St. 72 48
LAST 12 Division I GAMES:												
				36	A	Tulane	52 68	169	H	Tulsa	63 45	
				82	A	Memphis	58 71	314	A	Houston	65 41	
				179	H	UCF	44 55	255	A	Ball St.	60 58	
				72	N	West Virginia	57 69	281	A	Tennessee Tech	73 68	
				165	H	SMU	53 55	173	A	Furman	54 62	
				272	H	Southern Miss.	55 44	277	H	Longwood	62 48	

Non-Div I Games: Neb. Omaha 54 48

Marshall

# Maryland

Through Games Of Sunday, January 29, 2012

Average RPI Win:	127	WON-LOST	WINNING	LAST 12	STRENGTH OF	OPP. STRENGTH	TEAM	ADJ.	CONF.	ADJ CONF.
Average RPI Loss:	59	RECORD	PCT. RANK	GAMES	SCHEDULE	OF SCHEDULE	RPI	RPI	RPI	RPI
DIV. I ONLY	18- 3	15	9- 3	19	67	11	11	6	6	
DIV. I NON-CONF.	13- 0	1	4- 0	42	137	17	17	4	4	
TOTALS	RPI 1-25	RPI 26-50	W-L RECORDS	RPI 51-100	RPI 101-150	RPI 150+				
18- 3	4- 2	2- 0	OVERALL	2- 0	3- 0	7- 1				
11- 1	4- 0	2- 0	HOME	1- 0	1- 0	3- 1				
6- 2	0- 2	0- 0	AWAY	1- 0	2- 0	3- 0				
1- 0	0- 0	0- 0	NEUTRAL	0- 0	0- 0	1- 0				
13- 0	3- 0	1- 0	NON-CONFERENCE	1- 0	1- 0	7- 0				
8- 0	3- 0	1- 0	HOME	1- 0	0- 0	3- 0				
4- 0	0- 0	0- 0	AWAY	0- 0	1- 0	3- 0				
1- 0	0- 0	0- 0	NEUTRAL	0- 0	0- 0	1- 0				
5- 3	1- 2	1- 0	CONFERENCE	1- 0	2- 0	0- 1				
3- 1	1- 0	1- 0	HOME	0- 0	1- 0	0- 1				
2- 2	0- 2	0- 0	AWAY	1- 0	1- 0	0- 0				
0- 0	0- 0	0- 0	NEUTRAL	0- 0	0- 0	0- 0				

RPI S	Opponent	Score	RPI S	Opponent	Score	RPI S	Opponent	Score	RPI S	Opponent	Score
6	H Delaware	85 76	44	H Virginia	68 61	55	A Florida St.	91 70	113	H Wake Forest	86 58
8	A Duke	72 80	49	H Saint Joseph's	94 71	66	H Towson	82 46	114	A North Carolina	78 72
13	A Miami (FL)	63 75							144	A UMBC	70 59
19	H Georgia Tech	77 74							155	H Virginia Tech	69 75
22	H Michigan	74 65							156	A American	76 42
24	H Georgetown	72 53							159	A FIU	84 52
									192	A George Mason	78 50
									217	H Loyola Maryland	84 46
									267	H Lafayette	84 36
									303	N CSU Bakersfield	114 83
									334	H Delaware St.	108 33
LAST 12 Division I GAMES:											
155	H Virginia Tech	69 75	19	H Georgia Tech	77 74						
8	A Duke	72 80	55	A Florida St.	91 70						
113	H Wake Forest	86 58	6	H Delaware	85 76						
44	H Virginia	68 61	267	H Lafayette	84 36						
13	A Miami (FL)	63 75	192	A George Mason	78 50						
114	A North Carolina	78 72	334	H Delaware St.	108 33						

M  
a  
r  
y  
l  
a  
n  
d

M  
a  
r  
y  
l  
a  
n  
d

Non-Div I Games:

Maryland

Loss, Non-Conf, S Site, H Home A Away N Neutral

Massachusetts

Through Games Of Sunday, January 29, 2012

Average RPI Win:	242	WON-LOST	WINNING	LAST 12	STRENGTH OF	OPP. STRENGTH	TEAM	ADJ.	CONF.	ADJ CONF.
Average RPI Loss:	112	RECORD	PCT. RANK	GAMES	SCHEDULE	OF SCHEDULE	RPI	RPI	RPI	RPI
DIV. I ONLY	6- 15	283	5- 7	105	130	215	215	8	8	
DIV. I NON-CONF.	5- 10	240	4- 2	126	195	236	236	8	8	
TOTALS	RPI 1-25	RPI 26-50	W-L RECORDS	RPI 51-100	RPI 101-150	RPI 150+				
6- 15	0- 0	0- 4	OVERALL	1- 4	0- 1	5- 6				
2- 8	0- 0	0- 3	HOME	1- 1	0- 0	1- 4				
3- 7	0- 0	0- 1	AWAY	0- 3	0- 1	3- 2				
1- 0	0- 0	0- 0	NEUTRAL	0- 0	0- 0	1- 0				
5- 10	0- 0	0- 1	NON-CONFERENCE	1- 3	0- 1	4- 5				
2- 4	0- 0	0- 0	HOME	1- 1	0- 0	1- 3				
2- 6	0- 0	0- 1	AWAY	0- 2	0- 1	2- 2				
1- 0	0- 0	0- 0	NEUTRAL	0- 0	0- 0	1- 0				
1- 5	0- 0	0- 3	CONFERENCE	0- 1	0- 0	1- 1				
0- 4	0- 0	0- 3	HOME	0- 0	0- 0	0- 1				
1- 1	0- 0	0- 0	AWAY	0- 1	0- 0	1- 0				
0- 0	0- 0	0- 0	NEUTRAL	0- 0	0- 0	0- 0				

RPI S	Opponent	Score	RPI S	Opponent	Score	RPI S	Opponent	Score	RPI S	Opponent	Score	Team's RPI: 215
			42 H	Richmond	54 73	56 A	Quinnipiac	63 66	134 A	Holy Cross	64 76	
			44 A	Virginia	38 53	63 A	Duquesne	62 76	163 H	Harvard	47 68	
			45 H	Dayton	55 80	74 H	Providence	45 66	171 H	Ole Miss	67 72	
			49 H	Saint Joseph's	58 86	78 H	Boston U.	55 49	183 H	Fordham	54 56	
						89 A	Miami (OH)	56 81	185 A	Boston College	64 80	
									187 H	Central Conn. St.	55 58	
									192 A	George Mason	52 55	
									212 N	Elon	76 56	
									228 A	Binghamton	64 55	
									305 A	Siena	58 53	
									311 H	Maine	63 54	
									318 A	Rhode Island	46 39	
LAST 12 Division I GAMES:												
			183 H	Fordham	54 56	163 H	Harvard	47 68				
			63 A	Duquesne	62 76	44 A	Virginia	38 53				
			45 H	Dayton	55 80	212 N	Elon	76 56				
			42 H	Richmond	54 73	305 A	Siena	58 53				
			318 A	Rhode Island	46 39	228 A	Binghamton	64 55				
			49 H	Saint Joseph's	58 86	311 H	Maine	63 54				

Non-Div I Games:

Massachusetts

Loss, Non-Conf, S Site, H Home A Away N Neutral

Average RPI Win:	251	WON-LOST	WINNING	LAST 12	STRENGTH OF	OPP. STRENGTH	TEAM	ADJ.	CONF.	ADJ CONF.
Average RPI Loss:	36	RECORD	PCT. RANK	GAMES	SCHEDULE	OF SCHEDULE	RPI	RPI	RPI	RPI
DIV. I ONLY	13- 5	61	6- 4	237	131	106	106	24	24	
DIV. I NON-CONF.	7- 4	98	0- 3	178	39	71	71	23	23	
TOTALS	RPI 1-25	RPI 26-50	W-L RECORDS	RPI 51-100	RPI 101-150	RPI 150+				
13- 5	0- 2	0- 1	OVERALL	0- 2	2- 0	11- 0				
8- 1	0- 0	0- 1	HOME	0- 0	2- 0	6- 0				
4- 4	0- 2	0- 0	AWAY	0- 2	0- 0	4- 0				
1- 0	0- 0	0- 0	NEUTRAL	0- 0	0- 0	1- 0				
7- 4	0- 2	0- 1	NON-CONFERENCE	0- 1	1- 0	6- 0				
3- 1	0- 0	0- 1	HOME	0- 0	1- 0	2- 0				
3- 3	0- 2	0- 0	AWAY	0- 1	0- 0	3- 0				
1- 0	0- 0	0- 0	NEUTRAL	0- 0	0- 0	1- 0				
6- 1	0- 0	0- 0	CONFERENCE	0- 1	1- 0	5- 0				
5- 0	0- 0	0- 0	HOME	0- 0	1- 0	4- 0				
1- 1	0- 0	0- 0	AWAY	0- 1	0- 0	1- 0				
0- 0	0- 0	0- 0	NEUTRAL	0- 0	0- 0	0- 0				

RPI 1-25				RPI 26-50				RPI 51-100				RPI 101+ Team's RPI: 106			
RPI	S	Opponent	Score	RPI	S	Opponent	Score	RPI	S	Opponent	Score	RPI	S	Opponent	Score
1	A	Baylor	50 90	34	H	LSU	43 64	53	A	UCLA	59 67	105	H	UAB	61 56
7	A	Texas A&M	62 72					87	A	Central Ark.	70 71	150	H	Lamar	58 45
												189	H	Manhattan	69 52
												208	H	Texas St.	72 41
												223	N	Tex.-Pan American	67 46
												240	H	Nicholls St.	68 53
												250	A	La.-Monroe	68 60
												288	H	La.-Lafayette	80 59
												313	H	A&M-Corpus Christi	66 51
												314	A	Houston	72 59
												320	H	Northwestern St.	64 54
												329	A	Southeastern La.	60 36
												331	A	Texas Southern	70 37
LAST 12 Division I GAMES:															
				87	A	Central Ark.	70 71	313	H	A&M-Corpus Christi	66 51				
				240	H	Nicholls St.	68 53	7	A	Texas A&M	62 72				
				320	H	Northwestern St.	64 54	1	A	Baylor	50 90				
				329	A	Southeastern La.	60 36	34	H	LSU	43 64				
				208	H	Texas St.	72 41	331	A	Texas Southern	70 37				
				150	H	Lamar	58 45	250	A	La.-Monroe	68 60				

Non-Div I Games: Centenary (LA) 89 32 Southern-N.O. 78 23 Wiley 82 54

McNeese St.

Loss, Non-Conf, S Site, H Home A Away N Neutral

## Md.-East. Shore

Average RPI Win: 274

WON-LOST

WINNING

LAST 12

## Through Games Of Sunday, January 29, 2012

STRENGTH OF

OPP. STRENGTH

TEAM

ADJ.

CONF.

ADJ CONF.

Average RPI Loss: 144

RECORD

PCT. RANK

GAMES

SCHEDULE

OF SCHEDULE

RPI

RPI

RPI

RPI

DIV. I ONLY

5- 11

269

3- 7

219

199

241

241

28

28

DIV. I NON-CONF.

2- 8

293

1- 4

68

65

156

156

27

27

TOTALS

RPI 1-25

RPI 26-50

W-L RECORDS

RPI 51-100

RPI 101-150

RPI 150+

5- 11

0- 0

0- 2

OVERALL

0- 2

0- 2

5- 5

2- 3

0- 0

0- 0

HOME

0- 0

0- 0

2- 3

3- 8

0- 0

0- 2

AWAY

0- 2

0- 2

3- 2

0- 0

0- 0

0- 0

NEUTRAL

0- 0

0- 0

0- 0

2- 8

0- 0

0- 2

NON-CONFERENCE

0- 2

0- 2

2- 2

0- 2

0- 0

0- 0

HOME

0- 0

0- 0

0- 2

2- 6

0- 0

0- 2

AWAY

0- 2

0- 2

2- 0

0- 0

0- 0

0- 0

NEUTRAL

0- 0

0- 0

0- 0

3- 3

0- 0

0- 0

CONFERENCE

0- 0

0- 0

3- 3

2- 1

0- 0

0- 0

HOME

0- 0

0- 0

2- 1

1- 2

0- 0

0- 0

AWAY

0- 0

0- 0

1- 2

0- 0

0- 0

0- 0

NEUTRAL

0- 0

0- 0

0- 0

RPI 1-25

RPI 26-50

RPI 51-100

RPI 101+

Team's RPI: 241

RPI S Opponent Score

RPI S Opponent Score

RPI S Opponent Score

RPI S Opponent Score

26 A Penn St. 51 76

66 A Towson 45 58

113 A Wake Forest 45 77

33 A James Madison 53 61

83 A South Fla. 50 71

144 A UMBC 60 65

154 H Florida A&amp;M 49 54

156 A American 39 37

198 H Canisius 43 45

221 H Mt. St. Mary's 44 63

222 A Old Dominion 63 59

271 A Norfolk St. 58 61

278 A N.C. A&amp;T 50 53

324 H Bethune-Cookman 47 43

334 A Delaware St. 69 56

334 H Delaware St. 60 32

## LAST 12 Division I GAMES:

278 A N.C. A&amp;T 50 53

222 A Old Dominion 63 59

324 H Bethune-Cookman 47 43

83 A South Fla. 50 71

154 H Florida A&amp;M 49 54

66 A Towson 45 58

334 A Delaware St. 69 56

26 A Penn St. 51 76

271 A Norfolk St. 58 61

144 A UMBC 60 65

113 A Wake Forest 45 77

334 H Delaware St. 60 32

Md.-East. Shore

Md.-East. Shore

Non-Div I Games:

Lincoln (PA)

59 45

Elizabeth City St. 55

62

Md.-East. Shore

Loss, Non-Conf, S Site, H Home A Away N Neutral

Page 160



Average RPI Win:	215	WON-LOST	WINNING	LAST 12	STRENGTH OF	OPP. STRENGTH	TEAM	ADJ.	CONF.	ADJ CONF.
Average RPI Loss:	75	RECORD	PCT. RANK	GAMES	SCHEDULE	OF SCHEDULE	RPI	RPI	RPI	RPI
DIV. I ONLY	16- 4	24	9- 3	296	77	82	82	11	11	
DIV. I NON-CONF.	10- 3	49	3- 2	334	37	120	120	16	16	
TOTALS	RPI 1-25	RPI 26-50	W-L RECORDS	RPI 51-100	RPI 101-150	RPI 150+				
16- 4	0- 0	1- 1	OVERALL	0- 3	3- 0	12- 0				
11- 0	0- 0	1- 0	HOME	0- 0	1- 0	9- 0				
4- 4	0- 0	0- 1	AWAY	0- 3	2- 0	2- 0				
1- 0	0- 0	0- 0	NEUTRAL	0- 0	0- 0	1- 0				
10- 3	0- 0	0- 1	NON-CONFERENCE	0- 2	2- 0	8- 0				
8- 0	0- 0	0- 0	HOME	0- 0	1- 0	7- 0				
1- 3	0- 0	0- 1	AWAY	0- 2	1- 0	0- 0				
1- 0	0- 0	0- 0	NEUTRAL	0- 0	0- 0	1- 0				
6- 1	0- 0	1- 0	CONFERENCE	0- 1	1- 0	4- 0				
3- 0	0- 0	1- 0	HOME	0- 0	0- 0	2- 0				
3- 1	0- 0	0- 0	AWAY	0- 1	1- 0	2- 0				
0- 0	0- 0	0- 0	NEUTRAL	0- 0	0- 0	0- 0				

RPI S	Opponent	Score	RPI S	Opponent	Score	RPI S	Opponent	Score	RPI S	Opponent	Score
36	H Tulane	61 59	41	A St. John's (NY)	60 64	70	A UTEP	60 66	105	A UAB	70 59
						90	A Missouri	48 58	130	H UT Martin	90 69
						97	A Illinois	54 62	148	A UALR	81 66
									152	H Seton Hall	82 73
									176	H Marshall	71 58
									203	N Louisiana Tech	86 67
									236	A East Carolina	69 56
									236	H East Carolina	62 59
									245	H Tennessee St.	88 64
									268	H Saint Louis	63 60
									272	A Southern Miss.	85 44
									273	H Belmont	79 40
									309	H Texas-Arlington	77 60
									315	H Ark.-Pine Bluff	89 60
									329	H Southeastern La.	80 44
LAST 12 Division I GAMES:											
236	A East Carolina	69 56	36	H Tulane	61 59	152	H Seton Hall	82 73	90	A Missouri	48 58
176	H Marshall	71 58	41	A St. John's (NY)	60 64	203	N Louisiana Tech	86 67	148	A UALR	81 66
105	A UAB	70 59									
272	A Southern Miss.	85 44									
236	H East Carolina	62 59									
70	A UTEP	60 66									

Non-Div I Games:

Memphis

■ Loss, 
 ■ Non-Conf, 
 ■ S Site, 
 ■ H Home 
 ■ A Away 
 N Neutral

## Mercer

Through Games Of Sunday, January 29, 2012

Average RPI Win: <b>246</b>	WON-LOST	WINNING	LAST 12	STRENGTH OF	OPP. STRENGTH	TEAM	ADJ.	CONF.	ADJ CONF.
Average RPI Loss: <b>186</b>	RECORD	PCT. RANK	GAMES	SCHEDULE	OF SCHEDULE	RPI	RPI	RPI	RPI
DIV. I ONLY	3- 19	324	0- 12	170	260	310	310	30	30
DIV. I NON-CONF.	2- 9	298	0- 3	163	104	301	301	28	28
TOTALS	RPI 1-25	RPI 26-50	W-L RECORDS	RPI 51-100	RPI 101-150	RPI 150+			
3- 19	0- 1	0- 1	OVERALL	0- 3	1- 4	2- 10			
1- 10	0- 1	0- 1	HOME	0- 2	0- 1	1- 5			
2- 9	0- 0	0- 0	AWAY	0- 1	1- 3	1- 5			
0- 0	0- 0	0- 0	NEUTRAL	0- 0	0- 0	0- 0			
2- 9	0- 1	0- 1	NON-CONFERENCE	0- 1	1- 2	1- 4			
1- 5	0- 1	0- 1	HOME	0- 1	0- 0	1- 2			
1- 4	0- 0	0- 0	AWAY	0- 0	1- 2	0- 2			
0- 0	0- 0	0- 0	NEUTRAL	0- 0	0- 0	0- 0			
1- 10	0- 0	0- 0	CONFERENCE	0- 2	0- 2	1- 6			
0- 5	0- 0	0- 0	HOME	0- 1	0- 1	0- 3			
1- 5	0- 0	0- 0	AWAY	0- 1	0- 1	1- 3			
0- 0	0- 0	0- 0	NEUTRAL	0- 0	0- 0	0- 0			

RPI 1-25				RPI 26-50				RPI 51-100				RPI 101+ Team's RPI: 310			
RPI	S	Opponent	Score	RPI	S	Opponent	Score	RPI	S	Opponent	Score	RPI	S	Opponent	Score
5	H	Notre Dame	42 <b>128</b>	28	H	Georgia	43 <b>80</b>	77	A	Fla. Gulf Coast	55 <b>92</b>	113	A	Wake Forest	44 <b>90</b>
								77	H	Fla. Gulf Coast	50 <b>98</b>	122	A	Stetson	46 <b>68</b>
								84	H	Auburn	43 <b>77</b>	122	H	Stetson	84 <b>89</b>
												125	A	Davidson	60 <b>75</b>
												126	A	High Point	75 67
												179	A	UCF	43 <b>72</b>
												233	H	Winthrop	74 <b>88</b>
												249	H	Kennesaw St.	51 <b>75</b>
												273	A	Belmont	64 61
												275	H	Ga. Southern	55 <b>57</b>
												283	A	East Tenn. St.	46 <b>72</b>
												300	H	Jacksonville	65 <b>76</b>
												301	A	S.C. Upstate	56 <b>77</b>
												306	H	North Florida	39 <b>49</b>
												327	A	UNC Asheville	75 <b>76</b>
												336	A	Lipscomb	70 <b>80</b>
												338	H	Troy	69 59
LAST 12 Division I GAMES:															
122	A	Stetson	46 <b>68</b>	283	A	East Tenn. St.	46 <b>72</b>								
77	A	Fla. Gulf Coast	55 <b>92</b>	122	H	Stetson	84 <b>89</b>								
306	H	North Florida	39 <b>49</b>	77	H	Fla. Gulf Coast	50 <b>98</b>								
300	H	Jacksonville	65 <b>76</b>	5	H	Notre Dame	42 <b>128</b>								
249	H	Kennesaw St.	51 <b>75</b>	233	H	Winthrop	74 <b>88</b>								
301	A	S.C. Upstate	56 <b>77</b>	327	A	UNC Asheville	75 <b>76</b>								

Non-Div I Games:

Mercer

■ Loss, 
 ■ Non-Conf, S Site, 
 ■ Home 
 ■ Away 
 N Neutral

Team (12)				Through Games Of Sunday, January 19, 2014						
Average RPI Win:	127	WON-LOST	WINNING	LAST 12	STRENGTH OF	OPP. STRENGTH	TEAM	ADJ.	CONF.	ADJ CONF.
Average RPI Loss:	47	RECORD	PCT. RANK	GAMES	SCHEDULE	OF SCHEDULE	RPI	RPI	RPI	RPI
DIV. I ONLY	18- 3	15	10- 2	50	21	13	13	6	6	
DIV. I NON-CONF.	10- 2	33	2- 1	69	25	15	15	4	4	
TOTALS	RPI 1-25	RPI 26-50	W-L RECORDS	RPI 51-100	RPI 101-150	RPI 150+				
18- 3	3- 2	1- 0	OVERALL	4- 0	3- 1	7- 0				
12- 0	2- 0	0- 0	HOME	1- 0	3- 0	6- 0				
5- 3	1- 2	1- 0	AWAY	2- 0	0- 1	1- 0				
1- 0	0- 0	0- 0	NEUTRAL	1- 0	0- 0	0- 0				
10- 2	1- 2	0- 0	NON-CONFERENCE	2- 0	2- 0	5- 0				
8- 0	1- 0	0- 0	HOME	0- 0	2- 0	5- 0				
1- 2	0- 2	0- 0	AWAY	1- 0	0- 0	0- 0				
1- 0	0- 0	0- 0	NEUTRAL	1- 0	0- 0	0- 0				
8- 1	2- 0	1- 0	CONFERENCE	2- 0	1- 1	2- 0				
4- 0	1- 0	0- 0	HOME	1- 0	1- 0	1- 0				
4- 1	1- 0	1- 0	AWAY	1- 0	0- 1	1- 0				
0- 0	0- 0	0- 0	NEUTRAL	0- 0	0- 0	0- 0				

RPI 1-25				Team's RPI: 13		RPI 26-50				RPI 51-100				RPI 101+			
RPI	S	Opponent	Score	RPI	S	Opponent	Score	RPI	S	Opponent	Score	RPI	S	Opponent	Score		
2	A	Tennessee	76 92	44	A	Virginia	56 53	55	A	Florida St.	60 57	111	H	VCU	91 61		
10	H	Rutgers	92 81					62	H	North Carolina St.	78 68	113	H	Wake Forest	64 39		
11	H	Maryland	75 63					83	N	South Fla.	92 72	114	A	North Carolina	63 65		
19	A	Georgia Tech	77 65					88	A	Michigan St.	76 60	134	H	Holy Cross	89 49		
24	A	Georgetown	46 71									155	H	Virginia Tech	79 48		
												171	H	Ole Miss	76 48		
												185	A	Boston College	88 57		
												223	H	Tex.-Pan American	83 37		
												250	H	La.-Monroe	103 39		
												277	H	Longwood	92 43		
												293	H	Prairie View	107 26		
LAST 12 Division I GAMES:																	
185	A	Boston College	88 57	19	A	Georgia Tech	77 65										
113	H	Wake Forest	64 39	62	H	North Carolina St.	78 68										
155	H	Virginia Tech	79 48	114	A	North Carolina	63 65										
44	A	Virginia	56 53	111	H	VCU	91 61										
55	A	Florida St.	60 57	134	H	Holy Cross	89 49										
11	H	Maryland	75 63	24	A	Georgetown	46 71										

Non-Div I Games: Alas. Anchorage 72 55

Miami (FL)

Average RPI Win:	219	WON-LOST	WINNING	LAST 12	STRENGTH OF	OPP. STRENGTH	TEAM	ADJ.	CONF.	ADJ CONF.
Average RPI Loss:	80	RECORD	PCT. RANK	GAMES	SCHEDULE	OF SCHEDULE	RPI	RPI	RPI	RPI
DIV. I ONLY	16- 5	35	10- 2	211	159	89	89	12	12	
DIV. I NON-CONF.	10- 3	49	4- 0	185	175	75	75	12	12	
TOTALS	RPI 1-25	RPI 26-50	W-L RECORDS	RPI 51-100	RPI 101-150	RPI 150+				
16- 5	0- 0	0- 1	OVERALL	1- 3	1- 1	14- 0				
12- 1	0- 0	0- 0	HOME	1- 1	1- 0	10- 0				
4- 4	0- 0	0- 1	AWAY	0- 2	0- 1	4- 0				
0- 0	0- 0	0- 0	NEUTRAL	0- 0	0- 0	0- 0				
10- 3	0- 0	0- 1	NON-CONFERENCE	1- 1	1- 1	8- 0				
8- 0	0- 0	0- 0	HOME	1- 0	1- 0	6- 0				
2- 3	0- 0	0- 1	AWAY	0- 1	0- 1	2- 0				
0- 0	0- 0	0- 0	NEUTRAL	0- 0	0- 0	0- 0				
6- 2	0- 0	0- 0	CONFERENCE	0- 2	0- 0	6- 0				
4- 1	0- 0	0- 0	HOME	0- 1	0- 0	4- 0				
2- 1	0- 0	0- 0	AWAY	0- 1	0- 0	2- 0				
0- 0	0- 0	0- 0	NEUTRAL	0- 0	0- 0	0- 0				

RPI	S	Opponent	Score	RPI	S	Opponent	Score	RPI	S	Opponent	Score	RPI	S	Opponent	Score
50	A	Temple	36 70	63	A	Duquesne	63 64	122	A	Stetson	62 71	147	H	Wright St.	70 63
				68	H	Bowling Green	58 61	176	A	Marshall	56 49	178	H	Iona	92 77
				96	H	Cincinnati	74 69	181	H	Indiana	77 72	195	A	Robert Morris	61 50
				98	A	Toledo	66 79	197	H	Northeastern	75 55	199	A	Akron	95 85
								206	H	Buffalo	72 51	215	H	Massachusetts	81 56
								242	A	Ohio	67 47	255	H	Ball St.	72 61
								285	H	Kent St.	73 55	286	H	Eastern Ky.	60 55
								317	H	Western Mich.	82 67	328	H	Chicago St.	74 60
LAST 12 Division I GAMES:															
255	H	Ball St.	72 61	206	H	Buffalo	72 51								
98	A	Toledo	66 79	199	A	Akron	95 85								
317	H	Western Mich.	82 67	195	A	Robert Morris	61 50								
68	H	Bowling Green	58 61	328	H	Chicago St.	74 60								
242	A	Ohio	67 47	197	H	Northeastern	75 55								
285	H	Kent St.	73 55	96	H	Cincinnati	74 69								

Non-Div I Games:

Miami (OH)

■ Loss, 
 ■ Non-Conf, S Site, 
 ■ Home 
 ■ Away 
 N Neutral

## Michigan

Average RPI Win: 119

Average RPI Loss: 47

WON-LOST

WINNING

LAST 12

RECORD

PCT. RANK

GAMES

## Through Games Of Sunday, January 29, 2012

STRENGTH OF

SCHEDULE

OPP. STRENGTH

OF SCHEDULE

TEAM

RPI

ADJ.

RPI

CONF.

RPI

ADJ CONF.

RPI

DIV. I ONLY

16- 5

35

8- 4

60

12

22

22

4

4

DIV. I NON-CONF.

11- 2

24

3- 1

72

15

28

28

3

3

TOTALS

RPI 1-25

RPI 26-50

W-L RECORDS

RPI 51-100

RPI 101-150

RPI 150+

16- 5

1- 1

1- 2

OVERALL

5- 2

4- 0

5- 0

8- 1

1- 0

0- 1

HOME

1- 0

4- 0

2- 0

5- 4

0- 1

1- 1

AWAY

2- 2

0- 0

2- 0

3- 0

0- 0

0- 0

NEUTRAL

2- 0

0- 0

1- 0

11- 2

0- 1

1- 0

NON-CONFERENCE

3- 1

3- 0

4- 0

5- 0

0- 0

0- 0

HOME

1- 0

3- 0

1- 0

3- 2

0- 1

1- 0

AWAY

0- 1

0- 0

2- 0

3- 0

0- 0

0- 0

NEUTRAL

2- 0

0- 0

1- 0

5- 3

1- 0

0- 2

CONFERENCE

2- 1

1- 0

1- 0

3- 1

1- 0

0- 1

HOME

0- 0

1- 0

1- 0

2- 2

0- 0

0- 1

AWAY

2- 1

0- 0

0- 0

0- 0

0- 0

0- 0

NEUTRAL

0- 0

0- 0

0- 0

RPI 1-25

Team's RPI: 22

RPI 26-50

RPI 51-100

RPI 101+

RPI	S	Opponent	Score
11	A	Maryland	65 74
14	H	Ohio St.	73 62

RPI	S	Opponent	Score
26	A	Penn St.	63 78
26	H	Penn St.	56 77
40	A	Florida	69 66

RPI	S	Opponent	Score
57	H	Iowa St.	56 49
59	N	Washington St.	69 39
81	N	Marquette	71 51
85	A	Northwestern	58 48
86	A	Eastern Mich.	64 77
88	A	Michigan St.	55 60
97	A	Illinois	70 50

RPI	S	Opponent	Score
107	H	Minnesota	61 57
108	H	Illinois St.	76 59
132	H	Utah	55 50
143	H	Indiana St.	72 44
152	A	Seton Hall	51 47
165	A	Detroit	61 51
181	H	Indiana	66 48
184	H	Fla. Atlantic	73 51
293	N	Prairie View	59 53

## LAST 12 Division I GAMES:

26	H	Penn St.	56 77	88	A	Michigan St.	55 60
181	H	Indiana	66 48	97	A	Illinois	70 50
85	A	Northwestern	58 48	108	H	Illinois St.	76 59
107	H	Minnesota	61 57	143	H	Indiana St.	72 44
26	A	Penn St.	63 78	86	A	Eastern Mich.	64 77
14	H	Ohio St.	73 62	165	A	Detroit	61 51

Non-Div I Games:

Michigan

■ Loss, 
 ■ Non-Conf, 
 ■ S Site, 
 ■ H Home 
 ■ A Away 
 N Neutral

Average RPI Win:	167	WON-LOST	WINNING	LAST 12	STRENGTH OF	OPP. STRENGTH	TEAM	ADJ.	CONF.	ADJ CONF.
Average RPI Loss:	60	RECORD	PCT. RANK	GAMES	SCHEDULE	OF SCHEDULE	RPI	RPI	RPI	RPI
DIV. I ONLY	13- 9	114	6- 6	75	45	88	88	4	4	
DIV. I NON-CONF.	8- 5	106	1- 2	140	94	123	123	3	3	
TOTALS	RPI 1-25	RPI 26-50	W-L RECORDS	RPI 51-100	RPI 101-150	RPI 150+				
13- 9	1- 4	2- 0	OVERALL	1- 3	0- 1	9- 1				
8- 3	1- 2	1- 0	HOME	1- 1	0- 0	5- 0				
3- 4	0- 1	1- 0	AWAY	0- 2	0- 1	2- 0				
2- 2	0- 1	0- 0	NEUTRAL	0- 0	0- 0	2- 1				
8- 5	0- 2	0- 0	NON-CONFERENCE	1- 2	0- 0	7- 1				
5- 1	0- 1	0- 0	HOME	1- 0	0- 0	4- 0				
1- 2	0- 0	0- 0	AWAY	0- 2	0- 0	1- 0				
2- 2	0- 1	0- 0	NEUTRAL	0- 0	0- 0	2- 1				
5- 4	1- 2	2- 0	CONFERENCE	0- 1	0- 1	2- 0				
3- 2	1- 1	1- 0	HOME	0- 1	0- 0	1- 0				
2- 2	0- 1	1- 0	AWAY	0- 0	0- 1	1- 0				
0- 0	0- 0	0- 0	NEUTRAL	0- 0	0- 0	0- 0				

RPI 1-25				RPI 26-50				RPI 51-100 Team's RPI: 88				RPI 101+			
RPI	S	Opponent	Score	RPI	S	Opponent	Score	RPI	S	Opponent	Score	RPI	S	Opponent	Score
13	H	Miami (FL)	60 76	26	A	Penn St.	75 65	52	A	Texas	53 61	107	A	Minnesota	65 71
14	H	Ohio St.	56 64	26	H	Penn St.	83 77	77	A	Fla. Gulf Coast	58 59	151	N	Pittsburgh	54 64
15	N	Villanova	64 75					86	H	Eastern Mich.	60 59	165	H	Detroit	64 41
17	A	Purdue	49 67					97	H	Illinois	62 71	168	H	Oakland	67 42
22	H	Michigan	60 55									181	A	Indiana	63 49
												181	H	Indiana	67 47
												209	N	Colorado St.	72 45
												231	A	Milwaukee	70 57
												278	N	N.C. A&T	113 60
												287	H	IPFW	62 56
												317	H	Western Mich.	80 45
LAST 12 Division I GAMES:															
26	H	Penn St.	83 77	26	A	Penn St.	75 65								
97	H	Illinois	62 71	22	H	Michigan	60 55								
17	A	Purdue	49 67	181	A	Indiana	63 49								
107	A	Minnesota	65 71	151	N	Pittsburgh	54 64								
14	H	Ohio St.	56 64	209	N	Colorado St.	72 45								
181	H	Indiana	67 47	52	A	Texas	53 61								

Non-Div I Games:

Michigan St.

■ Loss, 
 ■ Non-Conf, S Site, 
 ■ Home 
 ■ Away 
 N Neutral

## Middle Tenn.

## Through Games Of Sunday, January 29, 2012

Average RPI Win:	205	WON-LOST	WINNING	LAST 12	STRENGTH OF	OPP. STRENGTH	TEAM	ADJ.	CONF.	ADJ CONF.
Average RPI Loss:	22	RECORD	PCT. RANK	GAMES	SCHEDULE	OF SCHEDULE	RPI	RPI	RPI	RPI
DIV. I ONLY	17- 5	29	11- 1	119	101	54	54	19	19	
DIV. I NON-CONF.	8- 5	106	2- 1	45	12	22	22	14	14	
TOTALS	RPI 1-25	RPI 26-50	W-L RECORDS	RPI 51-100	RPI 101-150	RPI 150+				
17- 5	1- 2	0- 3	OVERALL	2- 0	0- 0	14- 0				
10- 2	1- 1	0- 1	HOME	1- 0	0- 0	8- 0				
6- 3	0- 1	0- 2	AWAY	0- 0	0- 0	6- 0				
1- 0	0- 0	0- 0	NEUTRAL	1- 0	0- 0	0- 0				
8- 5	1- 2	0- 3	NON-CONFERENCE	2- 0	0- 0	5- 0				
5- 2	1- 1	0- 1	HOME	1- 0	0- 0	3- 0				
2- 3	0- 1	0- 2	AWAY	0- 0	0- 0	2- 0				
1- 0	0- 0	0- 0	NEUTRAL	1- 0	0- 0	0- 0				
9- 0	0- 0	0- 0	CONFERENCE	0- 0	0- 0	9- 0				
5- 0	0- 0	0- 0	HOME	0- 0	0- 0	5- 0				
4- 0	0- 0	0- 0	AWAY	0- 0	0- 0	4- 0				
0- 0	0- 0	0- 0	NEUTRAL	0- 0	0- 0	0- 0				

RPI 1-25				RPI 26-50				RPI 51-100				Team's RPI: 54		RPI 101+			
RPI	S	Opponent	Score	RPI	S	Opponent	Score	RPI	S	Opponent	Score			RPI	S	Opponent	Score
2	A	Tennessee	43 82	26	A	Penn St.	49 65	67	N	UNC Wilmington	79 60			159	A	FIU	74 60
9	H	Kentucky	70 58	30	H	Arkansas	53 59	73	H	South Dakota St.	59 49			159	H	FIU	58 53
19	H	Georgia Tech	47 58	33	A	James Madison	46 60							182	A	South Ala.	60 53
														182	H	South Ala.	60 39
														184	A	Fla. Atlantic	55 37
														202	A	Xavier	65 49
														226	H	Arkansas St.	71 62
														245	H	Tennessee St.	94 53
														274	H	Austin Peay	69 63
														281	H	Tennessee Tech	74 55
														283	A	East Tenn. St.	78 63
														288	H	La.-Lafayette	104 53
														338	A	Troy	72 66
														338	H	Troy	82 52
LAST 12 Division I GAMES:																	
				338	H	Troy	82 52					338	A	Troy		72 66	
				182	A	South Ala.	60 53					182	H	South Ala.		60 39	
				226	H	Arkansas St.	71 62					9	H	Kentucky		70 58	
				184	A	Fla. Atlantic	55 37					159	H	FIU		58 53	
				159	A	FIU	74 60					245	H	Tennessee St.		94 53	
				288	H	La.-Lafayette	104 53					19	H	Georgia Tech		47 58	

Non-Div I Games:

Middle Tenn.

■ Loss, 
 ■ Non-Conf, S Site, 
 ■ Home 
 ■ Away 
 N Neutral

Average RPI Win:	221	WON-LOST	WINNING	LAST 12	STRENGTH OF	OPP. STRENGTH	TEAM	ADJ.	CONF.	ADJ CONF.
Average RPI Loss:	143	RECORD	PCT. RANK	GAMES	SCHEDULE	OF SCHEDULE	RPI	RPI	RPI	RPI
DIV. I ONLY	6- 13	266	4- 8	161	119	231	231	13	13	
DIV. I NON-CONF.	4- 6	212	2- 1	160	46	221	221	19	19	
TOTALS	RPI 1-25	RPI 26-50	W-L RECORDS	RPI 51-100	RPI 101-150	RPI 150+				
6- 13	0- 2	0- 1	OVERALL	1- 1	1- 4	4- 5				
3- 6	0- 1	0- 0	HOME	1- 1	0- 2	2- 2				
3- 7	0- 1	0- 1	AWAY	0- 0	1- 2	2- 3				
0- 0	0- 0	0- 0	NEUTRAL	0- 0	0- 0	0- 0				
4- 6	0- 1	0- 1	NON-CONFERENCE	1- 1	1- 2	2- 1				
2- 2	0- 0	0- 0	HOME	1- 1	0- 1	1- 0				
2- 4	0- 1	0- 1	AWAY	0- 0	1- 1	1- 1				
0- 0	0- 0	0- 0	NEUTRAL	0- 0	0- 0	0- 0				
2- 7	0- 1	0- 0	CONFERENCE	0- 0	0- 2	2- 4				
1- 4	0- 1	0- 0	HOME	0- 0	0- 1	1- 2				
1- 3	0- 0	0- 0	AWAY	0- 0	0- 1	1- 2				
0- 0	0- 0	0- 0	NEUTRAL	0- 0	0- 0	0- 0				

RPI 1-25				RPI 26-50				RPI 51-100				RPI 101+ Team's RPI: 231			
RPI	S	Opponent	Score	RPI	S	Opponent	Score	RPI	S	Opponent	Score	RPI	S	Opponent	Score
1	A	Baylor	41 72	27	A	Oklahoma	50 72	88	H	Michigan St.	57 70	119	H	Wisconsin	51 68
18	H	Green Bay	53 88					98	H	Toledo	60 57	135	A	Drake	51 63
												137	H	Ill.-Chicago	41 67
												146	A	Bradley	71 67
												147	A	Wright St.	72 75
												165	A	Detroit	48 71
												204	H	Youngstown St.	76 68
												220	H	Loyola Chicago	73 81
												229	A	Butler	63 76
												253	A	Western Ill.	79 66
												257	H	Cleveland St.	58 68
												296	A	Valparaiso	55 47
												317	A	Western Mich.	63 69
												328	H	Chicago St.	79 48
LAST 12 Division I GAMES:															
229	A	Butler	63 76	18	H	Green Bay	53 88								
296	A	Valparaiso	55 47	137	H	Ill.-Chicago	41 67								
204	H	Youngstown St.	76 68	220	H	Loyola Chicago	73 81								
257	H	Cleveland St.	58 68	98	H	Toledo	60 57								
147	A	Wright St.	72 75	328	H	Chicago St.	79 48								
165	A	Detroit	48 71	27	A	Oklahoma	50 72								

Non-Div I Games:

Milwaukee

■ Loss, 
■ Non-Conf, S Site, 
■ Home 
■ Away 
N Neutral



## Minnesota

Average RPI Win: 169

Average RPI Loss: 57

WON-LOST

WINNING

LAST 12

RECORD

PCT. RANK

GAMES

## Through Games Of Sunday, January 29, 2012

STRENGTH OF

SCHEDULE

OPP. STRENGTH

TEAM

ADJ.

CONF.

ADJ CONF.

RPI

RPI

RPI

RPI

DIV. I ONLY	12- 11	163	6- 6	47	57	107	107	4	4
DIV. I NON-CONF.	8- 6	129	2- 1	100	79	139	139	3	3
TOTALS	RPI 1-25	RPI 26-50	W-L RECORDS	RPI 51-100	RPI 101-150	RPI 150+			
12- 11	1- 4	1- 1	OVERALL	2- 3	0- 3	8- 0			
9- 3	1- 2	0- 0	HOME	1- 0	0- 1	7- 0			
1- 5	0- 2	0- 1	AWAY	1- 0	0- 2	0- 0			
2- 3	0- 0	1- 0	NEUTRAL	0- 3	0- 0	1- 0			
8- 6	0- 1	1- 0	NON-CONFERENCE	0- 3	0- 2	7- 0			
6- 1	0- 1	0- 0	HOME	0- 0	0- 0	6- 0			
0- 2	0- 0	0- 0	AWAY	0- 0	0- 2	0- 0			
2- 3	0- 0	1- 0	NEUTRAL	0- 3	0- 0	1- 0			
4- 5	1- 3	0- 1	CONFERENCE	2- 0	0- 1	1- 0			
3- 2	1- 1	0- 0	HOME	1- 0	0- 1	1- 0			
1- 3	0- 2	0- 1	AWAY	1- 0	0- 0	0- 0			
0- 0	0- 0	0- 0	NEUTRAL	0- 0	0- 0	0- 0			

RPI 1-25				RPI 26-50				RPI 51-100				RPI 101+ Team's RPI: 107			
RPI	S	Opponent	Score	RPI	S	Opponent	Score	RPI	S	Opponent	Score	RPI	S	Opponent	Score
1	H	Baylor	60 89	29	A	Nebraska	49 64	55	N	Florida St.	56 68	113	A	Wake Forest	65 82
14	H	Ohio St.	76 65	30	N	Arkansas	68 60	56	N	Quinnipiac	62 64	118	A	Denver	63 72
17	A	Purdue	53 57					83	N	South Fla.	52 60	119	H	Wisconsin	72 78
17	H	Purdue	55 72					85	A	Northwestern	68 60	155	N	Virginia Tech	65 64
22	A	Michigan	57 61					88	H	Michigan St.	71 65	163	H	Harvard	79 53
												181	H	Indiana	84 43
												228	H	Binghamton	65 40
												234	H	North Dakota St.	80 41
												239	H	Alcorn St.	75 46
												295	H	Air Force	81 46
												321	H	NJIT	71 47
LAST 12 Division I GAMES:															
14	H	Ohio St.	76 65	85	A	Northwestern	68 60								
119	H	Wisconsin	72 78	181	H	Indiana	84 43								
29	A	Nebraska	49 64	17	A	Purdue	53 57								
88	H	Michigan St.	71 65	321	H	NJIT	71 47								
22	A	Michigan	57 61	118	A	Denver	63 72								
17	H	Purdue	55 72	239	H	Alcorn St.	75 46								

Non-Div I Games:

Minnesota

■ Loss, 
 ■ Non-Conf, 
 S Site, 
 ■ Home 
 ■ Away 
 N Neutral

## Mississippi St.

## Through Games Of Sunday, January 29, 2012

Average RPI Win:	206	WON-LOST	WINNING	LAST 12	STRENGTH OF	OPP. STRENGTH	TEAM	ADJ.	CONF.	ADJ CONF.
Average RPI Loss:	49	RECORD	PCT. RANK	GAMES	SCHEDULE	OF SCHEDULE	RPI	RPI	RPI	RPI
DIV. I ONLY	13- 8	99	6- 6	133	69	112	112	3	3	
DIV. I NON-CONF.	10- 3	49	3- 1	294	97	183	183	5	5	
TOTALS	RPI 1-25	RPI 26-50	W-L RECORDS	RPI 51-100	RPI 101-150	RPI 150+				
13- 8	0- 2	1- 5	OVERALL	1- 0	0- 0	11- 1				
9- 3	0- 0	1- 3	HOME	1- 0	0- 0	7- 0				
4- 4	0- 2	0- 1	AWAY	0- 0	0- 0	4- 1				
0- 1	0- 0	0- 1	NEUTRAL	0- 0	0- 0	0- 0				
10- 3	0- 1	1- 1	NON-CONFERENCE	0- 0	0- 0	9- 1				
8- 0	0- 0	1- 0	HOME	0- 0	0- 0	7- 0				
2- 2	0- 1	0- 0	AWAY	0- 0	0- 0	2- 1				
0- 1	0- 0	0- 1	NEUTRAL	0- 0	0- 0	0- 0				
3- 5	0- 1	0- 4	CONFERENCE	1- 0	0- 0	2- 0				
1- 3	0- 0	0- 3	HOME	1- 0	0- 0	0- 0				
2- 2	0- 1	0- 1	AWAY	0- 0	0- 0	2- 0				
0- 0	0- 0	0- 0	NEUTRAL	0- 0	0- 0	0- 0				

RPI 1-25				RPI 26-50				RPI 51-100				RPI 101+ Team's RPI: 112			
RPI	S	Opponent	Score	RPI	S	Opponent	Score	RPI	S	Opponent	Score	RPI	S	Opponent	Score
7	A	Texas A&M	47 93	28	H	Georgia	51 68	84	H	Auburn	62 57	158	H	Mississippi Val.	64 47
9	A	Kentucky	40 88	30	H	Arkansas	35 51					171	A	Ole Miss	51 46
				34	H	LSU	48 53					172	A	Alabama	66 61
				36	H	Tulane	70 55					182	H	South Ala.	63 47
				39	A	South Carolina	43 69					202	H	Xavier	71 65
				43	N	Oklahoma St.	71 78					203	A	Louisiana Tech	62 63
LAST 12 Division I GAMES:															
				39	A	South Carolina	43 69	9	A	Kentucky	40 88	239	H	Alcorn St.	66 48
				30	H	Arkansas	35 51	34	H	LSU	48 53	254	A	Savannah St.	56 42
				84	H	Auburn	62 57	276	A	Nevada	67 63	272	H	Southern Miss.	71 57
				171	A	Ole Miss	51 46	43	N	Oklahoma St.	71 78	276	A	Nevada	67 63
				28	H	Georgia	51 68	288	H	La.-Lafayette	72 38	288	H	La.-Lafayette	72 38
				172	A	Alabama	66 61	272	H	Southern Miss.	71 57	340	H	Jacksonville St.	78 41

Non-Div I Games:

Mississippi St.

■ Loss, 
■ Non-Conf, S Site, 
■ Home 
■ Away 
N Neutral

Average RPI Win:	281	WON-LOST	WINNING	LAST 12	STRENGTH OF	OPP. STRENGTH	TEAM	ADJ.	CONF.	ADJ CONF.
Average RPI Loss:	98	RECORD	PCT. RANK	GAMES	SCHEDULE	OF SCHEDULE	RPI	RPI	RPI	RPI
DIV. I ONLY	6- 10	235	6- 5	117	132	158	158	32	32	
DIV. I NON-CONF.	0- 8	337	0- 3	2	1	24	24	17	17	
TOTALS	RPI 1-25	RPI 26-50	W-L RECORDS	RPI 51-100	RPI 101-150	RPI 150+				
6- 10	0- 2	0- 2	OVERALL	0- 3	0- 1	6- 2				
4- 0	0- 0	0- 0	HOME	0- 0	0- 0	4- 0				
2- 10	0- 2	0- 2	AWAY	0- 3	0- 1	2- 2				
0- 0	0- 0	0- 0	NEUTRAL	0- 0	0- 0	0- 0				
0- 8	0- 2	0- 2	NON-CONFERENCE	0- 3	0- 1	0- 0				
0- 0	0- 0	0- 0	HOME	0- 0	0- 0	0- 0				
0- 8	0- 2	0- 2	AWAY	0- 3	0- 1	0- 0				
0- 0	0- 0	0- 0	NEUTRAL	0- 0	0- 0	0- 0				
6- 2	0- 0	0- 0	CONFERENCE	0- 0	0- 0	6- 2				
4- 0	0- 0	0- 0	HOME	0- 0	0- 0	4- 0				
2- 2	0- 0	0- 0	AWAY	0- 0	0- 0	2- 2				
0- 0	0- 0	0- 0	NEUTRAL	0- 0	0- 0	0- 0				

RPI 1-25				RPI 26-50				RPI 51-100				RPI 101+ Team's RPI: 158			
RPI	S	Opponent	Score	RPI	S	Opponent	Score	RPI	S	Opponent	Score	RPI	S	Opponent	Score
1	A	Baylor	55 93	29	A	Nebraska	53 99	57	A	Iowa St.	47 77	112	A	Mississippi St.	47 64
9	A	Kentucky	51 90	30	A	Arkansas	40 59	58	A	Iowa	80 86	235	H	Southern U.	78 61
								81	A	Marquette	61 69	238	A	Alabama A&M	69 67
												239	H	Alcorn St.	66 58
												293	A	Prairie View	56 61
												308	A	Alabama St.	62 65
												315	H	Ark.-Pine Bluff	92 50
												325	H	Jackson St.	66 56
												331	A	Texas Southern	68 54
LAST 12 Division I GAMES:															
325	H	Jackson St.	66 56	308	A	Alabama St.	62 65	1	A	Baylor	55 93				
331	A	Texas Southern	68 54	315	H	Ark.-Pine Bluff	92 50	30	A	Arkansas	40 59				
293	A	Prairie View	56 61	58	A	Iowa	80 86	57	A	Iowa St.	47 77				
235	H	Southern U.	78 61												
239	H	Alcorn St.	66 58												
238	A	Alabama A&M	69 67												

Non-Div I Games: Rust 79 44 Talladega 63 33 Concordia-Selma 76 43

Mississippi Val.

Loss, Non-Conf, S Site, H Home A Away N Neutral

Average RPI Win:	220	WON-LOST	WINNING	LAST 12	STRENGTH OF	OPP. STRENGTH	TEAM	ADJ.	CONF.	ADJ CONF.
Average RPI Loss:	33	RECORD	PCT. RANK	GAMES	SCHEDULE	OF SCHEDULE	RPI	RPI	RPI	RPI
DIV. I ONLY	10- 9	151	4- 8	26	93	90	90	1	1	
DIV. I NON-CONF.	10- 1	14	4- 0	150	335	190	190	1	1	
TOTALS	RPI 1-25	RPI 26-50	W-L RECORDS	RPI 51-100	RPI 101-150	RPI 150+				
10- 9	0- 4	0- 3	OVERALL	1- 2	2- 0	7- 0				
7- 5	0- 1	0- 3	HOME	1- 1	2- 0	4- 0				
3- 4	0- 3	0- 0	AWAY	0- 1	0- 0	3- 0				
0- 0	0- 0	0- 0	NEUTRAL	0- 0	0- 0	0- 0				
10- 1	0- 0	0- 0	NON-CONFERENCE	1- 1	2- 0	7- 0				
7- 1	0- 0	0- 0	HOME	1- 1	2- 0	4- 0				
3- 0	0- 0	0- 0	AWAY	0- 0	0- 0	3- 0				
0- 0	0- 0	0- 0	NEUTRAL	0- 0	0- 0	0- 0				
0- 8	0- 4	0- 3	CONFERENCE	0- 1	0- 0	0- 0				
0- 4	0- 1	0- 3	HOME	0- 0	0- 0	0- 0				
0- 4	0- 3	0- 0	AWAY	0- 1	0- 0	0- 0				
0- 0	0- 0	0- 0	NEUTRAL	0- 0	0- 0	0- 0				

RPI 1-25				RPI 26-50				RPI 51-100 Team's RPI: 90				RPI 101+			
RPI	S	Opponent	Score	RPI	S	Opponent	Score	RPI	S	Opponent	Score	RPI	S	Opponent	Score
1	A	Baylor	46 90	27	H	Oklahoma	59 62	52	A	Texas	58 75	117	H	Eastern Ill.	56 54
7	A	Texas A&M	52 78	43	H	Oklahoma St.	58 62	82	H	Memphis	58 48	147	H	Wright St.	92 62
12	A	Kansas St.	46 72	48	H	Texas Tech	63 69	85	H	Northwestern	70 74	157	H	Sam Houston St.	66 48
20	H	Kansas	63 72									244	H	North Dakota	69 52
												258	A	UTSA	70 50
												268	A	Saint Louis	68 56
												304	H	Evansville	74 51
												306	H	North Florida	67 46
												313	A	A&M-Corpus Christi	75 58
LAST 12 Division I GAMES:															
27	H	Oklahoma	59 62	48	H	Texas Tech	63 69								
52	A	Texas	58 75	1	A	Baylor	46 90								
43	H	Oklahoma St.	58 62	157	H	Sam Houston St.	66 48								
7	A	Texas A&M	52 78	82	H	Memphis	58 48								
20	H	Kansas	63 72	304	H	Evansville	74 51								
12	A	Kansas St.	46 72	244	H	North Dakota	69 52								

Non-Div I Games:

Missouri

■ Loss, 
■ Non-Conf, S Site, 
■ Home 
■ Away 
N Neutral

Average RPI Win:	177	WON-LOST	WINNING	LAST 12	STRENGTH OF	OPP. STRENGTH	TEAM	ADJ.	CONF.	ADJ CONF.
Average RPI Loss:	93	RECORD	PCT. RANK	GAMES	SCHEDULE	OF SCHEDULE	RPI	RPI	RPI	RPI
DIV. I ONLY	13- 6	77	9- 3	107	98	61	61	10	10	
DIV. I NON-CONF.	7- 3	86	3- 0	76	70	43	43	10	10	
TOTALS	RPI 1-25	RPI 26-50	W-L RECORDS	RPI 51-100	RPI 101-150	RPI 150+				
13- 6	0- 2	0- 1	OVERALL	1- 1	6- 1	6- 1				
8- 1	0- 1	0- 0	HOME	1- 0	4- 0	3- 0				
5- 5	0- 1	0- 1	AWAY	0- 1	2- 1	3- 1				
0- 0	0- 0	0- 0	NEUTRAL	0- 0	0- 0	0- 0				
7- 3	0- 2	0- 1	NON-CONFERENCE	0- 0	2- 0	5- 0				
4- 1	0- 1	0- 0	HOME	0- 0	1- 0	3- 0				
3- 2	0- 1	0- 1	AWAY	0- 0	1- 0	2- 0				
0- 0	0- 0	0- 0	NEUTRAL	0- 0	0- 0	0- 0				
6- 3	0- 0	0- 0	CONFERENCE	1- 1	4- 1	1- 1				
4- 0	0- 0	0- 0	HOME	1- 0	3- 0	0- 0				
2- 3	0- 0	0- 0	AWAY	0- 1	1- 1	1- 1				
0- 0	0- 0	0- 0	NEUTRAL	0- 0	0- 0	0- 0				

RPI S	Opponent	Score	RPI S	Opponent	Score	RPI S	Opponent	Score	Team's RPI: 61	RPI S	Opponent	Score
12	A Kansas St.	63 65	43	A Oklahoma St.	57 80	80	H Creighton	70 60		108	H Illinois St.	83 68
16	H Louisville	64 73				92	A Wichita St.	51 53		115	A Oral Roberts	85 79
										128	A UNI	54 62
										135	H Drake	78 46
										143	H Indiana St.	84 70
										146	A Bradley	79 70
										148	H UALR	73 50
										160	H North Texas	78 67
										203	A Louisiana Tech	78 65
										226	A Arkansas St.	77 68
										252	H Morgan St.	104 74
										264	A Southern Ill.	72 78
										283	H East Tenn. St.	81 70
										304	A Evansville	74 49
LAST 12 Division I GAMES:												
108	H Illinois St.	83 68	80	H Creighton	70 60							
143	H Indiana St.	84 70	128	A UNI	54 62							
304	A Evansville	74 49	146	A Bradley	79 70							
264	A Southern Ill.	72 78	226	A Arkansas St.	77 68							
92	A Wichita St.	51 53	252	H Morgan St.	104 74							
135	H Drake	78 46	160	H North Texas	78 67							

Non-Div I Games:

Missouri St.

Average RPI Win:	220	WON-LOST	WINNING	LAST 12	STRENGTH OF	OPP. STRENGTH	TEAM	ADJ.	CONF.	ADJ CONF.
Average RPI Loss:	167	RECORD	PCT. RANK	GAMES	SCHEDULE	OF SCHEDULE	RPI	RPI	RPI	RPI
DIV. I ONLY	11- 9	135	8- 3	273	166	180	180	20	20	
DIV. I NON-CONF.	5- 6	190	2- 2	247	110	163	163	25	25	
TOTALS	RPI 1-25	RPI 26-50	W-L RECORDS	RPI 51-100	RPI 101-150	RPI 150+				
11- 9	1- 1	0- 0	OVERALL	0- 0	1- 2	9- 6				
7- 2	1- 0	0- 0	HOME	0- 0	0- 1	6- 1				
2- 7	0- 1	0- 0	AWAY	0- 0	1- 1	1- 5				
2- 0	0- 0	0- 0	NEUTRAL	0- 0	0- 0	2- 0				
5- 6	1- 1	0- 0	NON-CONFERENCE	0- 0	0- 2	4- 3				
3- 2	1- 0	0- 0	HOME	0- 0	0- 1	2- 1				
0- 4	0- 1	0- 0	AWAY	0- 0	0- 1	0- 2				
2- 0	0- 0	0- 0	NEUTRAL	0- 0	0- 0	2- 0				
6- 3	0- 0	0- 0	CONFERENCE	0- 0	1- 0	5- 3				
4- 0	0- 0	0- 0	HOME	0- 0	0- 0	4- 0				
2- 3	0- 0	0- 0	AWAY	0- 0	1- 0	1- 3				
0- 0	0- 0	0- 0	NEUTRAL	0- 0	0- 0	0- 0				

RPI S	Opponent	Score	RPI S	Opponent	Score	RPI S	Opponent	Score	RPI S	Opponent	Score	Team's RPI: 180
15	H Villanova	49 48							113	A Wake Forest	54 88	
24	A Georgetown	44 64							127	A LIU Brooklyn	67 57	
									144	H UMBC	64 68	
									161	A Saint Francis (PA)	69 82	
									161	H Saint Francis (PA)	66 45	
									174	N Lehigh	75 73	
									189	A Manhattan	59 71	
									195	A Robert Morris	54 57	
									195	H Robert Morris	75 66	
									205	A Bryant	49 55	
									221	H Mt. St. Mary's	59 52	
									233	H Winthrop	54 88	
									236	A East Carolina	52 75	
									267	N Lafayette	58 54	
									271	H Norfolk St.	69 62	
									323	H Saint Peter's	73 64	
									332	H Wagner	65 42	
									337	A St. Francis (NY)	53 44	
LAST 12 Division I GAMES:												
205	A Bryant	49 55	332	H Wagner	65 42							
161	H Saint Francis (PA)	66 45	15	H Villanova	49 48							
195	H Robert Morris	75 66	271	H Norfolk St.	69 62							
337	A St. Francis (NY)	53 44	189	A Manhattan	59 71							
127	A LIU Brooklyn	67 57	233	H Winthrop	54 88							
221	H Mt. St. Mary's	59 52	323	H Saint Peter's	73 64							

Non-Div I Games:

Monmouth

RPI 1-25				RPI 26-50				RPI 51-100				RPI 101+				Team's RPI: 191	
RPI	S	Opponent	Score	RPI	S	Opponent	Score	RPI	S	Opponent	Score	RPI	S	Opponent	Score		
				31	A	Gonzaga	54 70	60	N	St. Mary's (CA)	65 67	118	A	Denver	52 53		
								64	H	Idaho St.	51 58	121	A	Eastern Wash.	53 46		
												121	H	Eastern Wash.	57 67		
												131	N	Samford	45 59		
												138	H	Utah St.	61 60		
												152	H	Portland St.	78 56		
												162	A	Northern Colo.	42 59		
												177	A	Portland	46 55		
												244	H	North Dakota	60 39		
												270	A	Wyoming	69 59		
												272	H	Southern Miss.	79 64		
												282	H	Northern Ariz.	60 48		
												289	A	Sacramento St.	88 79		
												303	H	CSU Bakersfield	56 64		
												322	H	Idaho	64 57		
												333	H	Weber St.	77 70		
LAST 12 Division I GAMES:																	
				152	H	Portland St.	78 56	64	H	Idaho St.	51 58						
				121	H	Eastern Wash.	57 67	121	A	Eastern Wash.	53 46						
				289	A	Sacramento St.	88 79	244	H	North Dakota	60 39						
				162	A	Northern Colo.	42 59	272	H	Southern Miss.	79 64						
				333	H	Weber St.	77 70	31	A	Gonzaga	54 70						
				282	H	Northern Ariz.	60 48	303	H	CSU Bakersfield	56 64						

Loss, Non-Conf, S Site, H Home A Away N Neutral

Average RPI Win:	223	WON-LOST	WINNING	LAST 12	STRENGTH OF	OPP. STRENGTH	TEAM	ADJ.	CONF.	ADJ CONF.
Average RPI Loss:	89	RECORD	PCT. RANK	GAMES	SCHEDULE	OF SCHEDULE	RPI	RPI	RPI	RPI
DIV. I ONLY	12- 7	97	7- 5	225	106	140	140	17	17	
DIV. I NON-CONF.	6- 4	116	1- 2	233	58	131	131	15	15	
TOTALS	RPI 1-25	RPI 26-50	W-L RECORDS	RPI 51-100	RPI 101-150	RPI 150+				
12- 7	0- 0	0- 1	OVERALL	0- 3	1- 3	11- 0				
6- 2	0- 0	0- 0	HOME	0- 1	1- 1	5- 0				
5- 2	0- 0	0- 0	AWAY	0- 1	0- 1	5- 0				
1- 3	0- 0	0- 1	NEUTRAL	0- 1	0- 1	1- 0				
6- 4	0- 0	0- 1	NON-CONFERENCE	0- 2	1- 1	5- 0				
3- 0	0- 0	0- 0	HOME	0- 0	1- 0	2- 0				
2- 1	0- 0	0- 0	AWAY	0- 1	0- 0	2- 0				
1- 3	0- 0	0- 1	NEUTRAL	0- 1	0- 1	1- 0				
6- 3	0- 0	0- 0	CONFERENCE	0- 1	0- 2	6- 0				
3- 2	0- 0	0- 0	HOME	0- 1	0- 1	3- 0				
3- 1	0- 0	0- 0	AWAY	0- 0	0- 1	3- 0				
0- 0	0- 0	0- 0	NEUTRAL	0- 0	0- 0	0- 0				

RPI 1-25			RPI 26-50			RPI 51-100			RPI 101+ Team's RPI: 140		
RPI	S	Opponent	Score	RPI	S	Opponent	Score	RPI	S	Opponent	Score
				28	N	Georgia	49 63	64	H	Idaho St.	58 59
								71	A	Oregon St.	53 83
								97	N	Illinois	56 68
								119	N	Wisconsin	61 71
								121	A	Eastern Wash.	73 79
								121	H	Eastern Wash.	52 66
								138	H	Utah St.	78 61
								152	A	Portland St.	95 83
								152	H	Portland St.	70 50
								162	A	Northern Colo.	52 51
								177	A	Portland	66 53
								209	H	Colorado St.	87 69
								244	A	North Dakota	67 63
								244	H	North Dakota	70 54
								282	H	Northern Ariz.	77 65
								289	A	Sacramento St.	76 71
								296	N	Valparaiso	71 55
								333	H	Weber St.	64 61
LAST 12 Division I GAMES:											
121	H	Eastern Wash.	52 66	64	H	Idaho St.	58 59				
152	H	Portland St.	70 50	152	A	Portland St.	95 83				
162	A	Northern Colo.	52 51	121	A	Eastern Wash.	73 79				
289	A	Sacramento St.	76 71	244	H	North Dakota	70 54				
282	H	Northern Ariz.	77 65	28	N	Georgia	49 63				
333	H	Weber St.	64 61	97	N	Illinois	56 68				

Non-Div I Games: Col. of Idaho 99 50 Montana Western 83 50

Montana St.



Average RPI Win:	259	WON-LOST	WINNING	LAST 12	STRENGTH OF	OPP. STRENGTH	TEAM	ADJ.	CONF.	ADJ CONF.
Average RPI Loss:	200	RECORD	PCT. RANK	GAMES	SCHEDULE	OF SCHEDULE	RPI	RPI	RPI	RPI
DIV. I ONLY	7- 12	238	6- 6	314	268	299	299	31	31	
DIV. I NON-CONF.	3- 9	274	2- 3	236	225	258	258	30	30	
TOTALS	RPI 1-25	RPI 26-50	W-L RECORDS	RPI 51-100	RPI 101-150	RPI 150+				
7- 12	0- 1	0- 0	OVERALL	0- 1	1- 2	6- 8				
5- 4	0- 1	0- 0	HOME	0- 0	1- 2	4- 1				
2- 7	0- 0	0- 0	AWAY	0- 1	0- 0	2- 6				
0- 1	0- 0	0- 0	NEUTRAL	0- 0	0- 0	0- 1				
3- 9	0- 1	0- 0	NON-CONFERENCE	0- 1	1- 1	2- 6				
3- 3	0- 1	0- 0	HOME	0- 0	1- 1	2- 1				
0- 5	0- 0	0- 0	AWAY	0- 1	0- 0	0- 4				
0- 1	0- 0	0- 0	NEUTRAL	0- 0	0- 0	0- 1				
4- 3	0- 0	0- 0	CONFERENCE	0- 0	0- 1	4- 2				
2- 1	0- 0	0- 0	HOME	0- 0	0- 1	2- 0				
2- 2	0- 0	0- 0	AWAY	0- 0	0- 0	2- 2				
0- 0	0- 0	0- 0	NEUTRAL	0- 0	0- 0	0- 0				

RPI 1-25				RPI 26-50				RPI 51-100				RPI 101+ Team's RPI: 299			
RPI	S	Opponent	Score	RPI	S	Opponent	Score	RPI	S	Opponent	Score	RPI	S	Opponent	Score
9	H	Kentucky	60 96					63	A	Duquesne	53 86	105	H	UAB	47 70
												130	H	UT Martin	61 81
												147	H	Wright St.	78 63
												176	H	Marshall	66 83
												195	H	Robert Morris	75 69
												202	A	Xavier	66 71
												242	H	Ohio	62 57
												245	A	Tennessee St.	80 86
												274	H	Austin Peay	74 67
												281	A	Tennessee Tech	50 68
												283	A	East Tenn. St.	57 68
												285	A	Kent St.	64 65
												286	H	Eastern Ky.	68 58
												302	A	New Mexico	52 69
												322	N	Idaho	45 71
												326	A	Southeast Mo. St.	61 57
												340	A	Jacksonville St.	68 52
LAST 12 Division I GAMES:															
130	H	UT Martin	61 81	326	A	Southeast Mo. St.	61 57	283	A	East Tenn. St.	57 68	195	H	Robert Morris	75 69
245	A	Tennessee St.	80 86	283	A	East Tenn. St.	57 68	63	A	Duquesne	53 86	202	A	Xavier	66 71
286	H	Eastern Ky.	68 58	195	H	Robert Morris	75 69	63	A	Duquesne	53 86	202	A	Xavier	66 71
340	A	Jacksonville St.	68 52	63	A	Duquesne	53 86	202	A	Xavier	66 71	147	H	Wright St.	78 63
281	A	Tennessee Tech	50 68	202	A	Xavier	66 71	147	H	Wright St.	78 63				
274	H	Austin Peay	74 67	147	H	Wright St.	78 63								

Non-Div I Games:

Morehead St.

■ Loss, 
 ■ Non-Conf, S Site, 
 ■ Home 
 ■ Away 
 N Neutral

Average RPI Win: <b>297</b>	WON-LOST	WINNING	LAST 12	STRENGTH OF	OPP. STRENGTH	TEAM	ADJ.	CONF.	ADJ CONF.
Average RPI Loss: <b>142</b>	RECORD	PCT. RANK	GAMES	SCHEDULE	OF SCHEDULE	RPI	RPI	RPI	RPI
DIV. I ONLY	6- 14	271	4- 8	263	204	252	252	28	28
DIV. I NON-CONF.	3- 10	282	1- 4	159	140	205	205	27	27
TOTALS	RPI 1-25	RPI 26-50	W-L RECORDS	RPI 51-100	RPI 101-150	RPI 150+			
6- 14	0- 1	0- 1	OVERALL	0- 4	0- 3	6- 5			
2- 2	0- 0	0- 0	HOME	0- 1	0- 0	2- 1			
4- 10	0- 1	0- 1	AWAY	0- 3	0- 1	4- 4			
0- 2	0- 0	0- 0	NEUTRAL	0- 0	0- 2	0- 0			
3- 10	0- 1	0- 1	NON-CONFERENCE	0- 3	0- 3	3- 2			
0- 0	0- 0	0- 0	HOME	0- 0	0- 0	0- 0			
3- 8	0- 1	0- 1	AWAY	0- 3	0- 1	3- 2			
0- 2	0- 0	0- 0	NEUTRAL	0- 0	0- 2	0- 0			
3- 4	0- 0	0- 0	CONFERENCE	0- 1	0- 0	3- 3			
2- 2	0- 0	0- 0	HOME	0- 1	0- 0	2- 1			
1- 2	0- 0	0- 0	AWAY	0- 0	0- 0	1- 2			
0- 0	0- 0	0- 0	NEUTRAL	0- 0	0- 0	0- 0			

RPI 1-25				RPI 26-50				RPI 51-100				RPI 101+ Team's RPI: 252			
RPI	S	Opponent	Score	RPI	S	Opponent	Score	RPI	S	Opponent	Score	RPI	S	Opponent	Score
23	A	St. Bonaventure	55 <b>79</b>	30	A	Arkansas	50 <b>81</b>	61	A	Missouri St.	74 <b>104</b>	111	N	VCU	52 <b>73</b>
								75	H	Hampton	51 <b>83</b>	134	N	Holy Cross	66 <b>73</b>
								85	A	Northwestern	74 <b>87</b>	144	A	UMBC	50 <b>72</b>
								96	A	Cincinnati	60 <b>64</b>	159	A	FIU	60 <b>77</b>
												218	A	George Washington	73 68
												243	A	South Carolina St.	71 <b>84</b>
												254	A	Savannah St.	60 <b>69</b>
												271	A	Norfolk St.	75 68
												271	H	Norfolk St.	75 <b>76</b>
												278	H	N.C. A&T	85 83
												298	A	Stony Brook	48 <b>65</b>
												335	A	Columbia	70 66
												339	A	Bucknell	54 52
												342	H	N.C. Central	64 59
LAST 12 Division I GAMES:															
271	A	Norfolk St.	75 68	254	A	Savannah St.	60 <b>69</b>								
342	H	N.C. Central	64 59	243	A	South Carolina St.	71 <b>84</b>								
278	H	N.C. A&T	85 83	159	A	FIU	60 <b>77</b>								
75	H	Hampton	51 <b>83</b>	134	N	Holy Cross	66 <b>73</b>								
271	H	Norfolk St.	75 <b>76</b>	111	N	VCU	52 <b>73</b>								
335	A	Columbia	70 66	298	A	Stony Brook	48 <b>65</b>								

Non-Div I Games:

Morgan St.

■ Loss, 
 ■ Non-Conf, 
 ■ S Site, 
 ■ H Home 
 ■ A Away 
 N Neutral

## Mt. St. Mary's

Through Games Of Sunday, January 29, 2012

Average RPI Win:	254	WON-LOST	WINNING	LAST 12	STRENGTH OF	OPP. STRENGTH	TEAM	ADJ.	CONF.	ADJ CONF.
Average RPI Loss:	155	RECORD	PCT. RANK	GAMES	SCHEDULE	OF SCHEDULE	RPI	RPI	RPI	RPI
DIV. I ONLY	8- 12	222	4- 8	169	323	221	221	20	20	
DIV. I NON-CONF.	4- 7	229	2- 3	209	268	230	230	25	25	
TOTALS	RPI 1-25	RPI 26-50	W-L RECORDS	RPI 51-100	RPI 101-150	RPI 150+				
8- 12	0- 0	0- 0	OVERALL	0- 3	1- 2	7- 7				
6- 3	0- 0	0- 0	HOME	0- 0	1- 1	5- 2				
2- 9	0- 0	0- 0	AWAY	0- 3	0- 1	2- 5				
0- 0	0- 0	0- 0	NEUTRAL	0- 0	0- 0	0- 0				
4- 7	0- 0	0- 0	NON-CONFERENCE	0- 2	0- 1	4- 4				
3- 2	0- 0	0- 0	HOME	0- 0	0- 1	3- 1				
1- 5	0- 0	0- 0	AWAY	0- 2	0- 0	1- 3				
0- 0	0- 0	0- 0	NEUTRAL	0- 0	0- 0	0- 0				
4- 5	0- 0	0- 0	CONFERENCE	0- 1	1- 1	3- 3				
3- 1	0- 0	0- 0	HOME	0- 0	1- 0	2- 1				
1- 4	0- 0	0- 0	AWAY	0- 1	0- 1	1- 2				
0- 0	0- 0	0- 0	NEUTRAL	0- 0	0- 0	0- 0				

RPI 1-25			RPI 26-50			RPI 51-100			RPI 101+ Team's RPI: 221		
RPI	S	Opponent	Score	RPI	S	Opponent	Score	RPI	S	Opponent	Score
								66	A	Towson	70 71
								72	A	West Virginia	32 94
								79	A	Sacred Heart	54 72
								102	H	Howard	55 67
								127	A	LIU Brooklyn	45 69
								127	H	LIU Brooklyn	44 43
								151	A	Pittsburgh	45 58
								156	A	American	62 77
								180	A	Monmouth	52 59
								187	H	Central Conn. St.	63 73
								205	H	Bryant	66 61
								217	H	Loyola Maryland	59 54
								225	H	Navy	52 45
								228	A	Binghamton	43 52
								241	A	Md.-East. Shore	63 44
								248	H	Rider	44 53
								269	A	Fairleigh Dickinson	58 63
								337	A	St. Francis (NY)	49 46
								337	H	St. Francis (NY)	70 48
								339	H	Bucknell	58 46
LAST 12 Division I GAMES:											
								79	A	Sacred Heart	54 72
								269	A	Fairleigh Dickinson	58 63
								337	A	St. Francis (NY)	49 46
								102	H	Howard	55 67
								127	A	LIU Brooklyn	45 69
								339	H	Bucknell	58 46
								187	H	Central Conn. St.	63 73
								248	H	Rider	44 53
								205	H	Bryant	66 61
								72	A	West Virginia	32 94
								217	H	Loyola Maryland	59 54
								180	A	Monmouth	52 59

Non-Div I Games:

Mt. St. Mary's

■ Loss, 
 ■ Non-Conf, 
 ■ S Site, 
 ■ H Home 
 ■ A Away 
 N Neutral

Average RPI Win:	285	WON-LOST	WINNING	LAST 12	STRENGTH OF	OPP. STRENGTH	TEAM	ADJ.	CONF.	ADJ CONF.
Average RPI Loss:	219	RECORD	PCT. RANK	GAMES	SCHEDULE	OF SCHEDULE	RPI	RPI	RPI	RPI
DIV. I ONLY	7- 12	238	5- 7	341	272	316	316	31	31	
DIV. I NON-CONF.	3- 9	274	1- 4	339	182	319	319	30	30	
TOTALS	RPI 1-25	RPI 26-50	W-L RECORDS	RPI 51-100	RPI 101-150	RPI 150+				
7- 12	0- 1	0- 0	OVERALL	0- 0	0- 1	7- 10				
5- 1	0- 0	0- 0	HOME	0- 0	0- 0	5- 1				
2- 10	0- 1	0- 0	AWAY	0- 0	0- 1	2- 8				
0- 1	0- 0	0- 0	NEUTRAL	0- 0	0- 0	0- 1				
3- 9	0- 1	0- 0	NON-CONFERENCE	0- 0	0- 0	3- 8				
3- 0	0- 0	0- 0	HOME	0- 0	0- 0	3- 0				
0- 8	0- 1	0- 0	AWAY	0- 0	0- 0	0- 7				
0- 1	0- 0	0- 0	NEUTRAL	0- 0	0- 0	0- 1				
4- 3	0- 0	0- 0	CONFERENCE	0- 0	0- 1	4- 2				
2- 1	0- 0	0- 0	HOME	0- 0	0- 0	2- 1				
2- 2	0- 0	0- 0	AWAY	0- 0	0- 1	2- 1				
0- 0	0- 0	0- 0	NEUTRAL	0- 0	0- 0	0- 0				

RPI S	Opponent	Score	RPI S	Opponent	Score	RPI S	Opponent	Score	RPI S	Opponent	Score	Team's RPI: 316
16	A Louisville	62 105							117	A Eastern Ill.	51 76	
									171	A Ole Miss	59 64	
									181	A Indiana	67 70	
									200	A SIU Edwardsville	67 59	
									238	A Alabama A&M	71 76	
									255	A Ball St.	72 81	
									257	N Cleveland St.	61 68	
									264	A Southern Ill.	57 74	
									268	A Saint Louis	49 59	
									268	H Saint Louis	78 64	
									274	A Austin Peay	63 71	
									277	H Longwood	86 77	
									281	H Tennessee Tech	76 72	
									286	H Eastern Ky.	61 62	
									304	A Evansville	48 78	
									304	H Evansville	76 61	
									326	A Southeast Mo. St.	80 75	
									340	H Jacksonville St.	73 57	
LAST 12 Division I GAMES:												
264	A Southern Ill.	57 74	274	A Austin Peay	63 71							
277	H Longwood	86 77	117	A Eastern Ill.	51 76							
200	A SIU Edwardsville	67 59	326	A Southeast Mo. St.	80 75							
340	H Jacksonville St.	73 57	257	N Cleveland St.	61 68							
281	H Tennessee Tech	76 72	171	A Ole Miss	59 64							
286	H Eastern Ky.	61 62	304	A Evansville	48 78							

Non-Div I Games: Mid-Continent 103 48

Murray St.

■ Loss, 
 ■ Non-Conf, 
 ■ S Site, 
 ■ H Home 
 ■ A Away 
 N Neutral

Average RPI Win:	263	WON-LOST	WINNING	LAST 12	STRENGTH OF	OPP. STRENGTH	TEAM	ADJ.	CONF.	ADJ CONF.
Average RPI Loss:	151	RECORD	PCT. RANK	GAMES	SCHEDULE	OF SCHEDULE	RPI	RPI	RPI	RPI
DIV. I ONLY	6- 12	255	2- 10	264	243	278	278	28	28	
DIV. I NON-CONF.	3- 8	268	0- 6	213	147	251	251	27	27	
TOTALS	RPI 1-25	RPI 26-50	W-L RECORDS	RPI 51-100	RPI 101-150	RPI 150+				
6- 12	0- 1	0- 0	OVERALL	0- 3	1- 2	5- 6				
5- 2	0- 0	0- 0	HOME	0- 1	1- 0	4- 1				
1- 9	0- 1	0- 0	AWAY	0- 1	0- 2	1- 5				
0- 1	0- 0	0- 0	NEUTRAL	0- 1	0- 0	0- 0				
3- 8	0- 1	0- 0	NON-CONFERENCE	0- 3	1- 0	2- 4				
3- 1	0- 0	0- 0	HOME	0- 1	1- 0	2- 0				
0- 6	0- 1	0- 0	AWAY	0- 1	0- 0	0- 4				
0- 1	0- 0	0- 0	NEUTRAL	0- 1	0- 0	0- 0				
3- 4	0- 0	0- 0	CONFERENCE	0- 0	0- 2	3- 2				
2- 1	0- 0	0- 0	HOME	0- 0	0- 0	2- 1				
1- 3	0- 0	0- 0	AWAY	0- 0	0- 2	1- 1				
0- 0	0- 0	0- 0	NEUTRAL	0- 0	0- 0	0- 0				

RPI 1-25				RPI 26-50				RPI 51-100				RPI 101+ Team's RPI: 278			
RPI	S	Opponent	Score	RPI	S	Opponent	Score	RPI	S	Opponent	Score	RPI	S	Opponent	Score
19	A	Georgia Tech	57 74					67	H	UNC Wilmington	63 90	102	A	Howard	57 65
								88	N	Michigan St.	60 113	141	A	Coppin St.	63 85
								93	A	Charlotte	63 87	142	H	Liberty	81 74
												154	H	Florida A&M	68 70
												178	A	Iona	69 85
												186	A	William & Mary	68 74
												222	A	Old Dominion	58 71
												224	H	Clemson	76 66
												241	H	Md.-East. Shore	53 50
												252	A	Morgan St.	83 85
												305	H	Siena	67 53
												307	A	Wofford	61 68
												324	H	Bethune-Cookman	69 54
												342	A	N.C. Central	84 74
LAST 12 Division I GAMES:															
241	H	Md.-East. Shore	53 50	67	H	UNC Wilmington	63 90	19	A	Georgia Tech	57 74	307	A	Wofford	61 68
141	A	Coppin St.	63 85	88	N	Michigan St.	60 113	93	A	Charlotte	63 87	222	A	Old Dominion	58 71
252	A	Morgan St.	83 85	93	A	Charlotte	63 87	102	A	Howard	57 65	224	H	Clemson	76 66
102	A	Howard	57 65	102	A	Howard	57 65	141	A	Coppin St.	63 85	241	H	Md.-East. Shore	53 50
154	H	Florida A&M	68 70	141	A	Coppin St.	63 85	142	H	Liberty	81 74	252	A	Morgan St.	83 85
324	H	Bethune-Cookman	69 54	142	H	Liberty	81 74	154	H	Florida A&M	68 70	305	H	Siena	67 53
				154	H	Florida A&M	68 70	178	A	Iona	69 85	307	A	Wofford	61 68
				178	A	Iona	69 85	186	A	William & Mary	68 74	324	H	Bethune-Cookman	69 54
				186	A	William & Mary	68 74	222	A	Old Dominion	58 71	342	A	N.C. Central	84 74

Non-Div I Games: Virginia Union 103 61 Johnson C. Smith 71 61

N.C. A&amp;T

■ Loss, 
 ■ Non-Conf, S Site, 
 ■ Home 
 ■ Away 
 N Neutral

N.C. Central

Through Games Of Sunday, January 29, 2012

Average RPI Win:	0	WON-LOST	WINNING	LAST 12	STRENGTH OF	OPP. STRENGTH	TEAM	ADJ.	CONF.	ADJ CONF.
Average RPI Loss:	226	RECORD	PCT. RANK	GAMES	SCHEDULE	OF SCHEDULE	RPI	RPI	RPI	RPI
DIV. I ONLY	0- 18	340	0- 11	337	318	342	342	28	28	
DIV. I NON-CONF.	0- 11	337	0- 5	330	297	342	342	27	27	
TOTALS	RPI 1-25	RPI 26-50	W-L RECORDS	RPI 51-100	RPI 101-150	RPI 150+				
0- 18	0- 0	0- 0	OVERALL	0- 1	0- 3	0- 14				
0- 8	0- 0	0- 0	HOME	0- 0	0- 0	0- 8				
0- 10	0- 0	0- 0	AWAY	0- 1	0- 3	0- 6				
0- 0	0- 0	0- 0	NEUTRAL	0- 0	0- 0	0- 0				
0- 11	0- 0	0- 0	NON-CONFERENCE	0- 1	0- 1	0- 9				
0- 4	0- 0	0- 0	HOME	0- 0	0- 0	0- 4				
0- 7	0- 0	0- 0	AWAY	0- 1	0- 1	0- 5				
0- 0	0- 0	0- 0	NEUTRAL	0- 0	0- 0	0- 0				
0- 7	0- 0	0- 0	CONFERENCE	0- 0	0- 2	0- 5				
0- 4	0- 0	0- 0	HOME	0- 0	0- 0	0- 4				
0- 3	0- 0	0- 0	AWAY	0- 0	0- 2	0- 1				
0- 0	0- 0	0- 0	NEUTRAL	0- 0	0- 0	0- 0				

RPI S	Opponent	Score	RPI S	Opponent	Score	RPI S	Opponent	Score	RPI S	Opponent	Score	Team's RPI: 342
						72	A West Virginia	24 97	102	A Howard	26 67	
									114	A North Carolina	42 79	
									141	A Coppin St.	44 84	
									154	H Florida A&M	51 78	
									155	A Virginia Tech	52 70	
									188	H Campbell	41 59	
									224	A Clemson	48 68	
									233	A Winthrop	40 79	
									252	A Morgan St.	59 64	
									278	H N.C. A&T	74 84	
									279	H Western Caro.	49 62	
									291	A Presbyterian	48 64	
									297	H UNC Greensboro	53 70	
									307	A Wofford	58 73	
									319	H Gardner-Webb	45 56	
									324	H Bethune-Cookman	54 64	
									334	H Delaware St.	55 66	
LAST 12 Division I GAMES:												
334	H	Delaware St.	55	66	114	A	North Carolina	42	79			
252	A	Morgan St.	59	64	319	H	Gardner-Webb	45	56			
141	A	Coppin St.	44	84	233	A	Winthrop	40	79			
102	A	Howard	26	67	224	A	Clemson	48	68			
324	H	Bethune-Cookman	54	64	155	A	Virginia Tech	52	70			
154	H	Florida A&M	51	78	278	H	N.C. A&T	74	84			

Non-Div I Games: Coker 65 64 Morris 66 58

N.C. Central

Loss, Non-Conf, S Site, H Home A Away N Neutral

Average RPI Win:	285	WON-LOST	WINNING	LAST 12	STRENGTH OF	OPP. STRENGTH	TEAM	ADJ.	CONF.	ADJ CONF.
Average RPI Loss:	218	RECORD	PCT. RANK	GAMES	SCHEDULE	OF SCHEDULE	RPI	RPI	RPI	RPI
DIV. I ONLY	8- 13	229	4- 8	339	327	321	321	33	33	
DIV. I NON-CONF.	6- 11	239	2- 6	333	314	315	315	33	33	
TOTALS	RPI 1-25	RPI 26-50	W-L RECORDS	RPI 51-100	RPI 101-150	RPI 150+				
8- 13	0- 0	0- 0	OVERALL	0- 0	0- 2	8- 11				
4- 6	0- 0	0- 0	HOME	0- 0	0- 0	4- 6				
4- 5	0- 0	0- 0	AWAY	0- 0	0- 2	4- 3				
0- 2	0- 0	0- 0	NEUTRAL	0- 0	0- 0	0- 2				
6- 11	0- 0	0- 0	NON-CONFERENCE	0- 0	0- 2	6- 9				
4- 4	0- 0	0- 0	HOME	0- 0	0- 0	4- 4				
2- 5	0- 0	0- 0	AWAY	0- 0	0- 2	2- 3				
0- 2	0- 0	0- 0	NEUTRAL	0- 0	0- 0	0- 2				
2- 2	0- 0	0- 0	CONFERENCE	0- 0	0- 0	2- 2				
0- 2	0- 0	0- 0	HOME	0- 0	0- 0	0- 2				
2- 0	0- 0	0- 0	AWAY	0- 0	0- 0	2- 0				
0- 0	0- 0	0- 0	NEUTRAL	0- 0	0- 0	0- 0				

RPI 1-25			RPI 26-50			RPI 51-100			RPI 101+			Team's RPI: 321
RPI	S	Opponent	Score	RPI	S	Opponent	Score	RPI	S	Opponent	Score	
								102	A	Howard	31	58
								107	A	Minnesota	47	71
								174	A	Lehigh	37	61
								189	H	Manhattan	66	75
								190	H	Brown	70	66
								193	N	New Hampshire	71	79
								201	A	Penn	52	48
								206	N	Buffalo	53	66
								223	A	Tex.-Pan American	41	40
								225	A	Navy	51	67
								244	H	North Dakota	55	65
								248	H	Rider	50	60
								269	H	Fairleigh Dickinson	57	68
								277	A	Longwood	71	72
								290	H	Utah Valley	54	61
								312	H	Colgate	44	54
								323	H	Saint Peter's	66	59
								332	H	Wagner	68	65
								334	A	Delaware St.	65	49
								339	H	Bucknell	54	53
								341	A	Houston Baptist	69	52
LAST 12 Division I GAMES:												
290	H	Utah Valley	54	61	102	A	Howard	31	58			
244	H	North Dakota	55	65	225	A	Navy	51	67			
223	A	Tex.-Pan American	41	40	193	N	New Hampshire	71	79			
341	A	Houston Baptist	69	52	206	N	Buffalo	53	66			
277	A	Longwood	71	72	107	A	Minnesota	47	71			
201	A	Penn	52	48	323	H	Saint Peter's	66	59			

Non-Div I Games:

NJIT

■ Loss, 
 ■ Non-Conf, 
 ■ S Site, 
 ■ H Home 
 ■ A Away 
 N Neutral

## Navy

Through Games Of Sunday, January 29, 2012

Average RPI Win:	270	WON-LOST	WINNING	LAST 12	STRENGTH OF	OPP. STRENGTH	TEAM	ADJ.	CONF.	ADJ CONF.
Average RPI Loss:	145	RECORD	PCT. RANK	GAMES	SCHEDULE	OF SCHEDULE	RPI	RPI	RPI	RPI
DIV. I ONLY	11- 10	157	5- 7	269	290	225	225	26	26	
DIV. I NON-CONF.	7- 7	160	1- 4	257	275	220	220	29	29	
TOTALS	RPI 1-25	RPI 26-50	W-L RECORDS	RPI 51-100	RPI 101-150	RPI 150+				
11- 10	1- 0	0- 1	OVERALL	0- 1	0- 3	10- 5				
8- 4	1- 0	0- 1	HOME	0- 0	0- 2	7- 1				
3- 5	0- 0	0- 0	AWAY	0- 0	0- 1	3- 4				
0- 1	0- 0	0- 0	NEUTRAL	0- 1	0- 0	0- 0				
7- 7	1- 0	0- 1	NON-CONFERENCE	0- 1	0- 2	6- 3				
6- 2	1- 0	0- 1	HOME	0- 0	0- 1	5- 0				
1- 4	0- 0	0- 0	AWAY	0- 0	0- 1	1- 3				
0- 1	0- 0	0- 0	NEUTRAL	0- 1	0- 0	0- 0				
4- 3	0- 0	0- 0	CONFERENCE	0- 0	0- 1	4- 2				
2- 2	0- 0	0- 0	HOME	0- 0	0- 1	2- 1				
2- 1	0- 0	0- 0	AWAY	0- 0	0- 0	2- 1				
0- 0	0- 0	0- 0	NEUTRAL	0- 0	0- 0	0- 0				

RPI	S	Opponent	Score	RPI	S	Opponent	Score	RPI	S	Opponent	Score	RPI	S	Opponent	Score	Team's RPI: 225
25	H	Princeton	65 52	42	H	Richmond	39 56	78	N	Boston U.	46 48	102	A	Howard	50 60	
												134	H	Holy Cross	38 55	
												144	H	UMBC	46 54	
												156	A	American	44 49	
												174	H	Lehigh	46 50	
												183	A	Fordham	43 47	
												186	A	William & Mary	61 58	
												217	A	Loyola Maryland	38 42	
												221	A	Mt. St. Mary's	45 52	
												263	H	Army	58 56	
												267	A	Lafayette	60 55	
												295	H	Air Force	71 59	
												305	H	Siena	61 50	
												311	H	Maine	73 56	
												312	H	Colgate	61 52	
												321	H	NJIT	67 51	
												339	A	Bucknell	50 49	
												341	H	Houston Baptist	67 31	
LAST 12 Division I GAMES:																
339	A	Bucknell	50 49	267	A	Lafayette	60 55									
174	H	Lehigh	46 50	321	H	NJIT	67 51									
312	H	Colgate	61 52	78	N	Boston U.	46 48									
156	A	American	44 49	183	A	Fordham	43 47									
263	H	Army	58 56	144	H	UMBC	46 54									
134	H	Holy Cross	38 55	102	A	Howard	50 60									

Non-Div I Games:

Navy

■ Loss, 
 ■ Non-Conf, S Site, 
 ■ Home 
 ■ Away 
 N Neutral



## Nebraska

Average RPI Win: 140				Through Games Of Sunday, January 29, 2012					
Average RPI Loss: 20	WON-LOST RECORD	WINNING PCT. RANK	LAST 12 GAMES	STRENGTH OF SCHEDULE	OPP. STRENGTH OF SCHEDULE	TEAM RPI	ADJ. RPI	CONF. RPI	ADJ CONF. RPI
DIV. I ONLY	18- 3	15	10- 2	128	14	29	29	4	4
DIV. I NON-CONF.	11- 1	9	3- 0	215	53	46	46	3	3
TOTALS	RPI 1-25	RPI 26-50	W-L RECORDS	RPI 51-100	RPI 101-150	RPI 150+			
18- 3	0- 2	2- 1	OVERALL	6- 0	2- 0	8- 0			
11- 1	0- 0	1- 1	HOME	3- 0	1- 0	6- 0			
7- 2	0- 2	1- 0	AWAY	3- 0	1- 0	2- 0			
0- 0	0- 0	0- 0	NEUTRAL	0- 0	0- 0	0- 0			
11- 1	0- 1	1- 0	NON-CONFERENCE	3- 0	0- 0	7- 0			
8- 0	0- 0	1- 0	HOME	2- 0	0- 0	5- 0			
3- 1	0- 1	0- 0	AWAY	1- 0	0- 0	2- 0			
0- 0	0- 0	0- 0	NEUTRAL	0- 0	0- 0	0- 0			
7- 2	0- 1	1- 1	CONFERENCE	3- 0	2- 0	1- 0			
3- 1	0- 0	0- 1	HOME	1- 0	1- 0	1- 0			
4- 1	0- 1	1- 0	AWAY	2- 0	1- 0	0- 0			
0- 0	0- 0	0- 0	NEUTRAL	0- 0	0- 0	0- 0			

RPI 1-25				RPI 26-50				RPI 51-100				RPI 101+			
RPI	S	Opponent	Score	RPI	S	Opponent	Score	RPI	S	Opponent	Score	RPI	S	Opponent	Score
14	A	Ohio St.	68 82	26	A	Penn St.	71 63	55	A	Florida St.	66 63	107	H	Minnesota	64 49
19	A	Georgia Tech	57 73	26	H	Penn St.	73 93	58	A	Iowa	77 72	119	A	Wisconsin	75 69
				32	H	Southern California	68 50	58	H	Iowa	60 53	154	A	Florida A&M	72 64
								73	H	South Dakota St.	80 71	158	H	Mississippi Val.	99 53
								80	H	Creighton	66 55	181	H	Indiana	62 48
								97	A	Illinois	67 47	223	H	Tex.-Pan American	65 27
												254	H	Savannah St.	70 50
												256	H	Vermont	94 41
												282	A	Northern Ariz.	97 88
												315	H	Ark.-Pine Bluff	95 43
LAST 12 Division I GAMES:															
				97	A	Illinois	67 47	58	A	Iowa	77 72				
				58	H	Iowa	60 53	181	H	Indiana	62 48				
				107	H	Minnesota	64 49	26	A	Penn St.	71 63				
				14	A	Ohio St.	68 82	73	H	South Dakota St.	80 71				
				26	H	Penn St.	73 93	256	H	Vermont	94 41				
				119	A	Wisconsin	75 69	282	A	Northern Ariz.	97 88				

Non-Div I Games:

Nebraska

■ Loss, 
 ■ Non-Conf, S Site, 
 ■ Home 
 ■ Away 
 N Neutral

Average RPI Win: <b>247</b>	WON-LOST	WINNING	LAST 12	STRENGTH OF	OPP. STRENGTH	TEAM	ADJ.	CONF.	ADJ CONF.
Average RPI Loss: <b>155</b>	RECORD	PCT. RANK	GAMES	SCHEDULE	OF SCHEDULE	RPI	RPI	RPI	RPI
DIV. I ONLY	4- 15	306	3- 9	151	214	276	276	25	25
DIV. I NON-CONF.	3- 11	289	2- 5	127	210	275	275	26	26
TOTALS	RPI 1-25	RPI 26-50	W-L RECORDS	RPI 51-100	RPI 101-150	RPI 150+			
4- 15	0- 0	0- 2	OVERALL	0- 2	1- 4	3- 7			
2- 7	0- 0	0- 1	HOME	0- 1	1- 3	1- 2			
2- 6	0- 0	0- 1	AWAY	0- 1	0- 1	2- 3			
0- 2	0- 0	0- 0	NEUTRAL	0- 0	0- 0	0- 2			
3- 11	0- 0	0- 2	NON-CONFERENCE	0- 1	1- 3	2- 5			
2- 5	0- 0	0- 1	HOME	0- 1	1- 3	1- 0			
1- 4	0- 0	0- 1	AWAY	0- 0	0- 0	1- 3			
0- 2	0- 0	0- 0	NEUTRAL	0- 0	0- 0	0- 2			
1- 4	0- 0	0- 0	CONFERENCE	0- 1	0- 1	1- 2			
0- 2	0- 0	0- 0	HOME	0- 0	0- 0	0- 2			
1- 2	0- 0	0- 0	AWAY	0- 1	0- 1	1- 0			
0- 0	0- 0	0- 0	NEUTRAL	0- 0	0- 0	0- 0			

RPI S	Opponent	Score	RPI S	Opponent	Score	RPI S	Opponent	Score	RPI S	Opponent	Score	Team's RPI: 276
26	H Penn St.	65 103	65	A Fresno St.	67 85	112	H Mississippi St.	63 67				
46	A BYU	53 84	94	H UNLV	63 74	123	H Pacific	70 75				
						127	H LIU Brooklyn	51 67				
						133	H Oregon	76 74				
						138	A Utah St.	69 91				
						152	A Portland St.	73 80				
						215	H Hawaii	63 72				
						228	N Binghamton	52 58				
						229	H Butler	71 69				
						234	N North Dakota St.	47 67				
						237	A Cal St. Fullerton	74 76				
						261	H San Jose St.	79 86				
						262	A Long Beach St.	58 61				
						303	A CSU Bakersfield	85 76				
						322	A Idaho	76 70				
LAST 12 Division I GAMES:												
261	H San Jose St.	79 86	94	H UNLV	63 74							
215	H Hawaii	63 72	112	H Mississippi St.	63 67							
322	A Idaho	76 70	127	H LIU Brooklyn	51 67							
138	A Utah St.	69 91	46	A BYU	53 84							
65	A Fresno St.	67 85	133	H Oregon	76 74							
303	A CSU Bakersfield	85 76	237	A Cal St. Fullerton	74 76							

Non-Div I Games: Saint Martin's 91 74

Nevada

# New Hampshire

Through Games Of Sunday, January 29, 2012

Average RPI Win: <b>249</b>	WON-LOST	WINNING	LAST 12	STRENGTH OF	OPP. STRENGTH	TEAM	ADJ.	CONF.	ADJ CONF.
Average RPI Loss: <b>140</b>	RECORD	PCT. RANK	GAMES	SCHEDULE	OF SCHEDULE	RPI	RPI	RPI	RPI
DIV. I ONLY	12- 9	127	7- 5	309	209	193	193	14	14
DIV. I NON-CONF.	7- 5	122	2- 1	325	230	225	225	13	13
TOTALS	RPI 1-25	RPI 26-50	W-L RECORDS	RPI 51-100	RPI 101-150	RPI 150+			
12- 9	0- 0	0- 0	OVERALL	1- 2	1- 3	10- 4			
4- 5	0- 0	0- 0	HOME	1- 0	1- 2	2- 3			
7- 4	0- 0	0- 0	AWAY	0- 2	0- 1	7- 1			
1- 0	0- 0	0- 0	NEUTRAL	0- 0	0- 0	1- 0			
7- 5	0- 0	0- 0	NON-CONFERENCE	0- 1	0- 1	7- 3			
1- 3	0- 0	0- 0	HOME	0- 0	0- 1	1- 2			
5- 2	0- 0	0- 0	AWAY	0- 1	0- 0	5- 1			
1- 0	0- 0	0- 0	NEUTRAL	0- 0	0- 0	1- 0			
5- 4	0- 0	0- 0	CONFERENCE	1- 1	1- 2	3- 1			
3- 2	0- 0	0- 0	HOME	1- 0	1- 1	1- 1			
2- 2	0- 0	0- 0	AWAY	0- 1	0- 1	2- 0			
0- 0	0- 0	0- 0	NEUTRAL	0- 0	0- 0	0- 0			

RPI S	Opponent	Score	RPI S	Opponent	Score	RPI S	Opponent	Score	RPI S	Opponent	Score
						57	A Iowa St.	57 71	120	H Albany (NY)	44 60
						78	A Boston U.	39 79	134	H Holy Cross	50 61
						100	H Hartford	64 45	144	A UMBC	65 67
									144	H UMBC	75 68
									152	H Seton Hall	38 61
									163	H Harvard	62 69
									187	A Central Conn. St.	44 83
									189	H Manhattan	57 42
									190	A Brown	62 57
									228	H Binghamton	55 64
									247	A Cornell	63 62
									256	A Vermont	69 63
									280	A Dartmouth	58 53
									298	H Stony Brook	63 53
									311	A Maine	66 50
									318	A Rhode Island	52 33
									321	N NJIT	79 71
									332	A Wagner	73 72
LAST 12 Division I GAMES:											
144	H UMBC	75 68	120	H Albany (NY)	44 60						
311	A Maine	66 50	100	H Hartford	64 45						
228	H Binghamton	55 64	144	A UMBC	65 67						
78	A Boston U.	39 79	321	N NJIT	79 71						
298	H Stony Brook	63 53	57	A Iowa St.	57 71						
256	A Vermont	69 63	332	A Wagner	73 72						

Non-Div I Games:

New Hampshire

Loss, Non-Conf, S Site, H Home A Away N Neutral

## New Mexico

Average RPI Win:	323	WON-LOST	WINNING	LAST 12	STRENGTH OF	OPP. STRENGTH	TEAM	ADJ.	CONF.	ADJ CONF.
Average RPI Loss:	147	RECORD	PCT. RANK	GAMES	SCHEDULE	OF SCHEDULE	RPI	RPI	RPI	RPI
DIV. I ONLY	5- 14	289	3- 9	250	238	302	302	23	23	
DIV. I NON-CONF.	5- 8	221	3- 3	289	226	313	313	24	24	

TOTALS	RPI 1-25	RPI 26-50	W-L RECORDS	RPI 51-100	RPI 101-150	RPI 150+
5- 14	0- 0	0- 2	OVERALL	0- 2	0- 3	5- 7
3- 7	0- 0	0- 1	HOME	0- 2	0- 1	3- 3
2- 7	0- 0	0- 1	AWAY	0- 0	0- 2	2- 4
0- 0	0- 0	0- 0	NEUTRAL	0- 0	0- 0	0- 0
5- 8	0- 0	0- 2	NON-CONFERENCE	0- 1	0- 2	5- 3
3- 5	0- 0	0- 1	HOME	0- 1	0- 1	3- 2
2- 3	0- 0	0- 1	AWAY	0- 0	0- 1	2- 1
0- 0	0- 0	0- 0	NEUTRAL	0- 0	0- 0	0- 0
0- 6	0- 0	0- 0	CONFERENCE	0- 1	0- 1	0- 4
0- 2	0- 0	0- 0	HOME	0- 1	0- 0	0- 1
0- 4	0- 0	0- 0	AWAY	0- 0	0- 1	0- 3
0- 0	0- 0	0- 0	NEUTRAL	0- 0	0- 0	0- 0

RPI 1-25				RPI 26-50				RPI 51-100				RPI 101+ Team's RPI: 302			
RPI	S	Opponent	Score	RPI	S	Opponent	Score	RPI	S	Opponent	Score	RPI	S	Opponent	Score
				27	H	Oklahoma	56 58	70	H	UTEP	43 53	109	A	Arizona	50 59
				48	A	Texas Tech	43 69	94	H	UNLV	50 64	116	A	San Diego St.	47 77
												139	H	Pepperdine	56 59
												160	A	North Texas	50 63
												162	H	Northern Colo.	54 61
												175	A	TCU	56 63
												209	A	Colorado St.	54 61
												232	H	Loyola Marymount	54 57
												251	A	Boise St.	46 65
												270	H	Wyoming	50 52
												299	H	Morehead St.	69 52
												314	H	Houston	70 44
												330	A	New Mexico St.	59 58
												330	H	New Mexico St.	54 53
												341	A	Houston Baptist	65 38
LAST 12 Division I GAMES:															
				175	A	TCU	56 63	314	H	Houston	70 44				
				209	A	Colorado St.	54 61	330	A	New Mexico St.	59 58				
				94	H	UNLV	50 64	109	A	Arizona	50 59				
				116	A	San Diego St.	47 77	341	A	Houston Baptist	65 38				
				270	H	Wyoming	50 52	162	H	Northern Colo.	54 61				
				251	A	Boise St.	46 65	70	H	UTEP	43 53				

Non-Div I Games: Eastern N.M. 54 33

New Mexico

Loss, Non-Conf, S Site, H Home A Away N Neutral

Average RPI Win:	282	WON-LOST	WINNING	LAST 12	STRENGTH OF	OPP. STRENGTH	TEAM	ADJ.	CONF.	ADJ CONF.
Average RPI Loss:	190	RECORD	PCT. RANK	GAMES	SCHEDULE	OF SCHEDULE	RPI	RPI	RPI	RPI
DIV. I ONLY	3- 16	317	2- 9	258	282	330	330	25	25	
DIV. I NON-CONF.	2- 12	311	1- 5	231	298	324	324	26	26	
TOTALS	RPI 1-25	RPI 26-50	W-L RECORDS	RPI 51-100	RPI 101-150	RPI 150+				
3- 16	0- 0	0- 0	OVERALL	0- 3	0- 4	3- 9				
2- 9	0- 0	0- 0	HOME	0- 2	0- 2	2- 5				
1- 7	0- 0	0- 0	AWAY	0- 1	0- 2	1- 4				
0- 0	0- 0	0- 0	NEUTRAL	0- 0	0- 0	0- 0				
2- 12	0- 0	0- 0	NON-CONFERENCE	0- 3	0- 3	2- 6				
1- 7	0- 0	0- 0	HOME	0- 2	0- 1	1- 4				
1- 5	0- 0	0- 0	AWAY	0- 1	0- 2	1- 2				
0- 0	0- 0	0- 0	NEUTRAL	0- 0	0- 0	0- 0				
1- 4	0- 0	0- 0	CONFERENCE	0- 0	0- 1	1- 3				
1- 2	0- 0	0- 0	HOME	0- 0	0- 1	1- 1				
0- 2	0- 0	0- 0	AWAY	0- 0	0- 0	0- 2				
0- 0	0- 0	0- 0	NEUTRAL	0- 0	0- 0	0- 0				

RPI S	Opponent	Score	RPI S	Opponent	Score	RPI S	Opponent	Score	RPI S	Opponent	Score	Team's RPI: 330
						64	H Idaho St.	42 59	109	H Arizona	67 84	
						70	A UTEP	27 63	132	A Utah	37 74	
						70	H UTEP	72 76	138	H Utah St.	56 74	
									149	A UMKC	57 68	
									203	H Louisiana Tech	42 69	
									211	H UC Santa Barbara	52 51	
									215	A Hawaii	48 51	
									244	H North Dakota	46 63	
									251	A Boise St.	57 72	
									251	H Boise St.	53 56	
									261	A San Jose St.	62 67	
									284	H Southern Utah	57 58	
									302	A New Mexico	53 54	
									302	H New Mexico	58 59	
									314	A Houston	63 62	
									322	H Idaho	61 47	
LAST 12 Division I GAMES:												
203	H Louisiana Tech	42 69	149	A UMKC	57 68							
215	A Hawaii	48 51	302	H New Mexico	58 59							
261	A San Jose St.	62 67	132	A Utah	37 74							
322	H Idaho	61 47	211	H UC Santa Barbara	52 51							
138	H Utah St.	56 74	251	A Boise St.	57 72							
251	H Boise St.	53 56	302	A New Mexico	53 54							

Non-Div I Games: Shaw

61 53

New Mexico St.

## Niagara

Through Games Of Sunday, January 29, 2012

Average RPI Win:	266	WON-LOST	WINNING	LAST 12	STRENGTH OF	OPP. STRENGTH	TEAM	ADJ.	CONF.	ADJ CONF.
Average RPI Loss:	168	RECORD	PCT. RANK	GAMES	SCHEDULE	OF SCHEDULE	RPI	RPI	RPI	RPI
DIV. I ONLY	7- 15	260	4- 8	229	269	266	266	22	22	
DIV. I NON-CONF.	3- 9	274	0- 2	211	265	255	255	21	21	
TOTALS	RPI 1-25	RPI 26-50	W-L RECORDS	RPI 51-100	RPI 101-150	RPI 150+				
7- 15	0- 1	0- 1	OVERALL	0- 0	0- 5	7- 8				
4- 4	0- 0	0- 0	HOME	0- 0	0- 0	4- 4				
3- 9	0- 1	0- 0	AWAY	0- 0	0- 2	3- 2				
0- 2	0- 0	0- 0	NEUTRAL	0- 0	0- 2	0- 0				
3- 9	0- 1	0- 0	NON-CONFERENCE	0- 0	0- 4	3- 4				
2- 2	0- 0	0- 0	HOME	0- 0	0- 0	2- 2				
1- 5	0- 1	0- 0	AWAY	0- 0	0- 2	1- 2				
0- 2	0- 0	0- 0	NEUTRAL	0- 0	0- 2	0- 0				
4- 6	0- 0	0- 1	CONFERENCE	0- 0	0- 1	4- 4				
2- 2	0- 0	0- 0	HOME	0- 0	0- 0	2- 2				
2- 4	0- 0	0- 1	AWAY	0- 0	0- 1	2- 2				
0- 0	0- 0	0- 0	NEUTRAL	0- 0	0- 0	0- 0				

RPI	S	Opponent	Score	RPI	S	Opponent	Score	RPI	S	Opponent	Score	RPI	S	Opponent	Score
23	A	St. Bonaventure	49 63	47	A	Marist	44 63					110	A	Fairfield	46 57
												120	A	Albany (NY)	42 55
												122	N	Stetson	52 67
												124	A	Syracuse	30 81
												146	N	Bradley	43 68
												178	H	Iona	61 71
												198	A	Canisius	66 60
												201	H	Penn	41 55
												206	H	Buffalo	54 65
												217	A	Loyola Maryland	57 54
												217	H	Loyola Maryland	48 68
												228	H	Binghamton	64 53
												233	A	Winthrop	47 82
												242	A	Ohio	40 50
												248	A	Rider	53 60
												248	H	Rider	69 53
												305	A	Siena	49 62
												312	A	Colgate	61 60
												323	H	Saint Peter's	61 52
												339	H	Bucknell	61 55
LAST 12 Division I GAMES:															
217	H	Loyola Maryland	48 68	323	H	Saint Peter's	61 52								
248	H	Rider	69 53	178	H	Iona	61 71								
110	A	Fairfield	46 57	248	A	Rider	53 60								
198	A	Canisius	66 60	217	A	Loyola Maryland	57 54								
47	A	Marist	44 63	124	A	Syracuse	30 81								
305	A	Siena	49 62	23	A	St. Bonaventure	49 63								

Non-Div I Games:

Niagara

■ Loss, 
■ Non-Conf, 
■ S Site, 
■ H Home 
■ A Away 
N Neutral

Average RPI Win:	264	WON-LOST	WINNING	LAST 12	STRENGTH OF	OPP. STRENGTH	TEAM	ADJ.	CONF.	ADJ CONF.
Average RPI Loss:	179	RECORD	PCT. RANK	GAMES	SCHEDULE	OF SCHEDULE	RPI	RPI	RPI	RPI
DIV. I ONLY	9- 9	165	6- 4	324	261	240	240	24	24	
DIV. I NON-CONF.	5- 6	190	2- 1	317	311	249	249	23	23	
TOTALS	RPI 1-25	RPI 26-50	W-L RECORDS	RPI 51-100	RPI 101-150	RPI 150+				
9- 9	0- 0	0- 0	OVERALL	0- 1	1- 3	8- 5				
5- 2	0- 0	0- 0	HOME	0- 1	1- 0	4- 1				
3- 6	0- 0	0- 0	AWAY	0- 0	0- 3	3- 3				
1- 1	0- 0	0- 0	NEUTRAL	0- 0	0- 0	1- 1				
5- 6	0- 0	0- 0	NON-CONFERENCE	0- 0	0- 2	5- 4				
2- 1	0- 0	0- 0	HOME	0- 0	0- 0	2- 1				
2- 4	0- 0	0- 0	AWAY	0- 0	0- 2	2- 2				
1- 1	0- 0	0- 0	NEUTRAL	0- 0	0- 0	1- 1				
4- 3	0- 0	0- 0	CONFERENCE	0- 1	1- 1	3- 1				
3- 1	0- 0	0- 0	HOME	0- 1	1- 0	2- 0				
1- 2	0- 0	0- 0	AWAY	0- 0	0- 1	1- 1				
0- 0	0- 0	0- 0	NEUTRAL	0- 0	0- 0	0- 0				

RPI 1-25				RPI 26-50				RPI 51-100				RPI 101+ Team's RPI: 240					
RPI	S	Opponent	Score	RPI	S	Opponent	Score	RPI	S	Opponent	Score	RPI	S	Opponent	Score		
								87	H	Central Ark.	59	66	106	A	McNeese St.	53	68
													133	A	Oregon	76	95
													148	A	UALR	48	62
													150	H	Lamar	70	64
													154	H	Florida A&M	77	69
													157	A	Sam Houston St.	46	67
													160	H	North Texas	67	64
													172	A	Alabama	51	72
													246	N	UC Irvine	48	62
													250	A	La.-Monroe	68	78
													288	A	La.-Lafayette	72	64
													308	H	Alabama St.	57	61
													309	H	Texas-Arlington	78	59
													320	A	Northwestern St.	83	69
													329	H	Southeastern La.	88	79
													331	A	Texas Southern	69	48
													333	N	Weber St.	83	56
LAST 12 Division I GAMES:																	
150	H	Lamar	70	64	309	H	Texas-Arlington	78	59								
106	A	McNeese St.	53	68	148	A	UALR	48	62								
329	H	Southeastern La.	88	79	160	H	North Texas	67	64								
87	H	Central Ark.	59	66	331	A	Texas Southern	69	48								
157	A	Sam Houston St.	46	67	154	H	Florida A&M	77	69								
320	A	Northwestern St.	83	69	250	A	La.-Monroe	68	78								

Non-Div I Games: Southern-N.O. 72 52 Belhaven 78 60

Nicholls St.

■ Loss, 
 ■ Non-Conf, 
 ■ S Site, 
 ■ H Home 
 ■ A Away 
 N Neutral

Average RPI Win:	262	WON-LOST	WINNING	LAST 12	STRENGTH OF	OPP. STRENGTH	TEAM	ADJ.	CONF.	ADJ CONF.
Average RPI Loss:	171	RECORD	PCT. RANK	GAMES	SCHEDULE	OF SCHEDULE	RPI	RPI	RPI	RPI
DIV. I ONLY	6- 11	248	3- 9	256	294	271	271	28	28	
DIV. I NON-CONF.	3- 6	240	1- 4	237	320	270	270	27	27	
TOTALS	RPI 1-25	RPI 26-50	W-L RECORDS	RPI 51-100	RPI 101-150	RPI 150+				
6- 11	0- 1	0- 0	OVERALL	0- 1	0- 3	6- 6				
3- 5	0- 0	0- 0	HOME	0- 0	0- 1	3- 4				
3- 5	0- 0	0- 0	AWAY	0- 1	0- 2	3- 2				
0- 1	0- 1	0- 0	NEUTRAL	0- 0	0- 0	0- 0				
3- 6	0- 1	0- 0	NON-CONFERENCE	0- 0	0- 1	3- 4				
1- 2	0- 0	0- 0	HOME	0- 0	0- 0	1- 2				
2- 3	0- 0	0- 0	AWAY	0- 0	0- 1	2- 2				
0- 1	0- 1	0- 0	NEUTRAL	0- 0	0- 0	0- 0				
3- 5	0- 0	0- 0	CONFERENCE	0- 1	0- 2	3- 2				
2- 3	0- 0	0- 0	HOME	0- 0	0- 1	2- 2				
1- 2	0- 0	0- 0	AWAY	0- 1	0- 1	1- 0				
0- 0	0- 0	0- 0	NEUTRAL	0- 0	0- 0	0- 0				

RPI 1-25			RPI 26-50			RPI 51-100			RPI 101+ Team's RPI: 271		
RPI	S	Opponent	Score	RPI	S	RPI	S	Opponent	Score	RPI	S
23	N	St. Bonaventure	44 58			75	A	Hampton	43 92	102	H
											S
										50	73
										111	A
											VCU
										59	79
										141	A
											Coppin St.
										62	67
										180	A
											Monmouth
										62	69
										186	H
											William & Mary
										76	79
										192	H
											George Mason
										60	57
										241	H
											Md.-East. Shore
										61	58
										243	H
											South Carolina St.
										69	75
										252	A
											Morgan St.
										76	75
										252	H
											Morgan St.
										68	75
										254	H
											Savannah St.
										54	49
										265	H
											Radford
										68	80
										301	A
											S.C. Upstate
										94	81
										307	A
											Wofford
										45	50
										331	A
											Texas Southern
										80	58

## LAST 12 Division I GAMES:

252	H	Morgan St.	68	75	192	H	George Mason	60	57
75	A	Hampton	43	92	23	N	St. Bonaventure	44	58
141	A	Coppin St.	62	67	180	A	Monmouth	62	69
252	A	Morgan St.	76	75	111	A	VCU	59	79
102	H	Howard	50	73	265	H	Radford	68	80
241	H	Md.-East. Shore	61	58	243	H	South Carolina St.	69	75

Non-Div I Games: Virginia Union 76 58 Chowan 60 43

Norfolk St.



## North Carolina

Through Games Of Sunday, January 29, 2012

Average RPI Win:	218	WON-LOST	WINNING	LAST 12	STRENGTH OF	OPP. STRENGTH	TEAM	ADJ.	CONF.	ADJ CONF.
Average RPI Loss:	61	RECORD	PCT. RANK	GAMES	SCHEDULE	OF SCHEDULE	RPI	RPI	RPI	RPI
DIV. I ONLY	16- 5	35	9- 3	257	74	114	114	6	6	
DIV. I NON-CONF.	10- 3	49	3- 1	331	184	173	173	4	4	
TOTALS	RPI 1-25	RPI 26-50	W-L RECORDS	RPI 51-100	RPI 101-150	RPI 150+				
16- 5	1- 2	1- 2	OVERALL	1- 0	1- 0	12- 1				
11- 2	1- 1	0- 0	HOME	0- 0	0- 0	10- 1				
4- 2	0- 1	1- 1	AWAY	1- 0	1- 0	1- 0				
1- 1	0- 0	0- 1	NEUTRAL	0- 0	0- 0	1- 0				
10- 3	0- 1	0- 2	NON-CONFERENCE	0- 0	0- 0	10- 0				
9- 0	0- 0	0- 0	HOME	0- 0	0- 0	9- 0				
0- 2	0- 1	0- 1	AWAY	0- 0	0- 0	0- 0				
1- 1	0- 0	0- 1	NEUTRAL	0- 0	0- 0	1- 0				
6- 2	1- 1	1- 0	CONFERENCE	1- 0	1- 0	2- 1				
2- 2	1- 1	0- 0	HOME	0- 0	0- 0	1- 1				
4- 0	0- 0	1- 0	AWAY	1- 0	1- 0	1- 0				
0- 0	0- 0	0- 0	NEUTRAL	0- 0	0- 0	0- 0				

RPI	S	Opponent	Score	RPI	S	Opponent	Score	RPI	S	Opponent	Score	RPI	S	Opponent	Score	Team's RPI: 114
3	A	Connecticut	35 86	26	A	Penn St.	84 103	62	A	North Carolina St.	60 50	113	A	Wake Forest	75 71	
11	H	Maryland	72 78	39	N	South Carolina	48 79					155	A	Virginia Tech	56 37	
13	H	Miami (FL)	65 63	44	A	Virginia	78 73					185	H	Boston College	77 46	
												224	H	Clemson	47 52	
												236	N	East Carolina	65 61	
												249	H	Kennesaw St.	76 62	
												254	H	Savannah St.	74 21	
												283	H	East Tenn. St.	93 77	
												291	H	Presbyterian	61 38	
												297	H	UNC Greensboro	91 35	
												301	H	S.C. Upstate	91 34	
												319	H	Gardner-Webb	109 44	
												336	H	Lipscomb	95 53	
												342	H	N.C. Central	79 42	
LAST 12 Division I GAMES:																
113	A	Wake Forest	75 71	11	H	Maryland	72 78									
185	H	Boston College	77 46	44	A	Virginia	78 73									
62	A	North Carolina St.	60 50	13	H	Miami (FL)	65 63									
155	A	Virginia Tech	56 37	342	H	N.C. Central	79 42									
3	A	Connecticut	35 86	254	H	Savannah St.	74 21									
224	H	Clemson	47 52	236	N	East Carolina	65 61									

Non-Div I Games:

North Carolina

■ Loss, 
 ■ Non-Conf, S Site, 
 ■ Home 
 ■ Away 
 N Neutral

Average RPI Win:	166	WON-LOST	WINNING	LAST 12	STRENGTH OF	OPP. STRENGTH	TEAM	ADJ.	CONF.	ADJ CONF.
Average RPI Loss:	52	RECORD	PCT. RANK	GAMES	SCHEDULE	OF SCHEDULE	RPI	RPI	RPI	RPI
DIV. I ONLY	14- 8	96	6- 5	57	62	62	62	6	6	
DIV. I NON-CONF.	10- 3	49	2- 0	56	124	66	66	4	4	
TOTALS	RPI 1-25	RPI 26-50	W-L RECORDS	RPI 51-100	RPI 101-150	RPI 150+				
14- 8	0- 3	2- 1	OVERALL	2- 3	1- 1	9- 0				
7- 4	0- 1	2- 1	HOME	1- 1	0- 1	4- 0				
5- 4	0- 2	0- 0	AWAY	0- 2	1- 0	4- 0				
2- 0	0- 0	0- 0	NEUTRAL	1- 0	0- 0	1- 0				
10- 3	0- 0	2- 1	NON-CONFERENCE	2- 2	0- 0	6- 0				
6- 1	0- 0	2- 1	HOME	1- 0	0- 0	3- 0				
2- 2	0- 0	0- 0	AWAY	0- 2	0- 0	2- 0				
2- 0	0- 0	0- 0	NEUTRAL	1- 0	0- 0	1- 0				
4- 5	0- 3	0- 0	CONFERENCE	0- 1	1- 1	3- 0				
1- 3	0- 1	0- 0	HOME	0- 1	0- 1	1- 0				
3- 2	0- 2	0- 0	AWAY	0- 0	1- 0	2- 0				
0- 0	0- 0	0- 0	NEUTRAL	0- 0	0- 0	0- 0				

RPI 1-25				RPI 26-50				RPI 51-100				Team's RPI: 62				RPI 101+			
RPI	S	Opponent	Score	RPI	S	Opponent	Score	RPI	S	Opponent	Score	RPI	S	Opponent	Score	RPI	S	Opponent	Score
8	A	Duke	59 83	37	H	Vanderbilt	66 59	55	H	Florida St.	64 67	113	A	Wake Forest	75 66				
13	A	Miami (FL)	68 78	39	H	South Carolina	55 53	67	H	UNC Wilmington	83 64	114	H	North Carolina	50 60				
19	H	Georgia Tech	66 76	42	H	Richmond	58 72	77	N	Fla. Gulf Coast	69 64	155	A	Virginia Tech	65 53				
								80	A	Creighton	67 74	172	H	Alabama	79 57				
								85	A	Northwestern	59 76	175	A	TCU	85 79				
												185	H	Boston College	80 57				
												215	A	Hawaii	84 54				
												224	A	Clemson	62 46				
												239	N	Alcorn St.	85 70				
												300	H	Jacksonville	80 42				
												326	H	Southeast Mo. St.	66 29				
LAST 12 Division I GAMES:																			
155	A	Virginia Tech	65 53	8	A	Duke	59 83	13	A	Miami (FL)	68 78	215	A	Hawaii	84 54				
55	H	Florida St.	64 67	19	H	Georgia Tech	66 76	239	N	Alcorn St.	85 70	77	N	Fla. Gulf Coast	69 64				
114	H	North Carolina	50 60	224	A	Clemson	62 46												
224	A	Clemson	62 46	113	A	Wake Forest	75 66												
185	H	Boston College	80 57																

Non-Div I Games:

North Carolina St.

■ Loss, 
 ■ Non-Conf, S Site, 
 ■ Home 
 ■ Away 
 N Neutral

North Dakota

Through Games Of Sunday, January 29, 2012

Average RPI Win:	251	WON-LOST	WINNING	LAST 12	STRENGTH OF	OPP. STRENGTH	TEAM	ADJ.	CONF.	ADJ CONF.
Average RPI Loss:	189	RECORD	PCT. RANK	GAMES	SCHEDULE	OF SCHEDULE	RPI	RPI	RPI	RPI
DIV. I ONLY	9- 10	191	5- 5	328	255	244	244	33	33	
DIV. I NON-CONF.	7- 9	206	3- 4	312	205	233	233	33	33	
TOTALS	RPI 1-25	RPI 26-50	W-L RECORDS	RPI 51-100	RPI 101-150	RPI 150+				
9- 10	0- 0	0- 0	OVERALL	1- 2	1- 3	7- 5				
3- 3	0- 0	0- 0	HOME	1- 1	1- 1	1- 1				
5- 6	0- 0	0- 0	AWAY	0- 1	0- 2	5- 3				
1- 1	0- 0	0- 0	NEUTRAL	0- 0	0- 0	1- 1				
7- 9	0- 0	0- 0	NON-CONFERENCE	1- 2	1- 3	5- 4				
3- 2	0- 0	0- 0	HOME	1- 1	1- 1	1- 0				
3- 6	0- 0	0- 0	AWAY	0- 1	0- 2	3- 3				
1- 1	0- 0	0- 0	NEUTRAL	0- 0	0- 0	1- 1				
2- 1	0- 0	0- 0	CONFERENCE	0- 0	0- 0	2- 1				
0- 1	0- 0	0- 0	HOME	0- 0	0- 0	0- 1				
2- 0	0- 0	0- 0	AWAY	0- 0	0- 0	2- 0				
0- 0	0- 0	0- 0	NEUTRAL	0- 0	0- 0	0- 0				

RPI 1-25			RPI 26-50			RPI 51-100			RPI 101+ Team's RPI: 244		
RPI	S	Opponent	Score	RPI	S	Opponent	Score	RPI	S	Opponent	Score
								63	H	Duquesne	86 80
								80	H	Creighton	54 72
								90	A	Missouri	52 69
								128	H	UNI	74 70
								135	A	Drake	60 74
								140	A	Montana St.	54 70
								140	H	Montana St.	63 67
								163	A	Harvard	60 57
								191	A	Montana	39 60
								209	A	Colorado St.	52 58
								284	N	Southern Utah	62 61
								290	H	Utah Valley	54 58
								295	A	Air Force	54 65
								321	A	NJIT	65 55
								322	A	Idaho	78 68
								322	H	Idaho	84 54
								322	N	Idaho	50 53
								328	A	Chicago St.	77 68
								330	A	New Mexico St.	63 46
LAST 12 Division I GAMES:											
328	A	Chicago St.	77 68	191	A	Montana	39 60				
321	A	NJIT	65 55	322	N	Idaho	50 53				
290	H	Utah Valley	54 58	140	A	Montana St.	54 70				
163	A	Harvard	60 57	128	H	UNI	74 70				
295	A	Air Force	54 65	90	A	Missouri	52 69				
322	A	Idaho	78 68	209	A	Colorado St.	52 58				

Non-Div I Games: Jamestown 57 47 Bemidji St. 86 50

North Dakota

Loss, Non-Conf, S Site, H Home A Away N Neutral

Average RPI Win:	229	WON-LOST	WINNING	LAST 12	STRENGTH OF	OPP. STRENGTH	TEAM	ADJ.	CONF.	ADJ CONF.
Average RPI Loss:	116	RECORD	PCT. RANK	GAMES	SCHEDULE	OF SCHEDULE	RPI	RPI	RPI	RPI
DIV. I ONLY	5- 15	292	4- 7	94	124	234	234	16	16	
DIV. I NON-CONF.	1- 9	322	0- 3	27	43	158	158	11	11	
TOTALS	RPI 1-25	RPI 26-50	W-L RECORDS	RPI 51-100	RPI 101-150	RPI 150+				
5- 15	0- 2	0- 0	OVERALL	0- 5	1- 5	4- 3				
3- 5	0- 1	0- 0	HOME	0- 3	1- 1	2- 0				
1- 8	0- 0	0- 0	AWAY	0- 1	0- 4	1- 3				
1- 2	0- 1	0- 0	NEUTRAL	0- 1	0- 0	1- 0				
1- 9	0- 2	0- 0	NON-CONFERENCE	0- 4	0- 3	1- 0				
0- 3	0- 1	0- 0	HOME	0- 2	0- 0	0- 0				
0- 4	0- 0	0- 0	AWAY	0- 1	0- 3	0- 0				
1- 2	0- 1	0- 0	NEUTRAL	0- 1	0- 0	1- 0				
4- 6	0- 0	0- 0	CONFERENCE	0- 1	1- 2	3- 3				
3- 2	0- 0	0- 0	HOME	0- 1	1- 1	2- 0				
1- 4	0- 0	0- 0	AWAY	0- 0	0- 1	1- 3				
0- 0	0- 0	0- 0	NEUTRAL	0- 0	0- 0	0- 0				

RPI 1-25				RPI 26-50				RPI 51-100				RPI 101+ Team's RPI: 234			
RPI	S	Opponent	Score	RPI	S	Opponent	Score	RPI	S	Opponent	Score	RPI	S	Opponent	Score
12	N	Kansas St.	47 70					63	H	Duquesne	66 74	107	A	Minnesota	41 80
18	H	Green Bay	59 82					73	H	South Dakota St.	52 88	115	A	Oral Roberts	66 92
								80	H	Creighton	51 71	128	A	UNI	41 60
								85	N	Northwestern	55 68	129	H	South Dakota	64 50
								94	A	UNLV	57 76	135	A	Drake	49 57
												149	H	UMKC	58 76
												168	A	Oakland	52 68
												168	H	Oakland	78 65
												253	A	Western Ill.	65 68
												260	A	IUPUI	39 49
												276	N	Nevada	67 47
												284	A	Southern Utah	80 68
												287	H	IPFW	77 70
LAST 12 Division I GAMES:															
168	A	Oakland	52 68	168	H	Oakland	78 65								
73	H	South Dakota St.	52 88	287	H	IPFW	77 70								
149	H	UMKC	58 76	85	N	Northwestern	55 68								
129	H	South Dakota	64 50	94	A	UNLV	57 76								
115	A	Oral Roberts	66 92	12	N	Kansas St.	47 70								
284	A	Southern Utah	80 68	128	A	UNI	41 60								

Non-Div I Games: Dakota St. 92 48 Valley City St. 85 64

North Dakota St.

## North Florida

Through Games Of Sunday, January 29, 2012

Average RPI Win:	306	WON-LOST	WINNING	LAST 12	STRENGTH OF	OPP. STRENGTH	TEAM	ADJ.	CONF.	ADJ CONF.
Average RPI Loss:	194	RECORD	PCT. RANK	GAMES	SCHEDULE	OF SCHEDULE	RPI	RPI	RPI	RPI
DIV. I ONLY	8- 14	244	5- 7	330	322	306	306	30	30	
DIV. I NON-CONF.	3- 8	268	1- 1	303	282	292	292	28	28	
TOTALS	RPI 1-25	RPI 26-50	W-L RECORDS	RPI 51-100	RPI 101-150	RPI 150+				
8- 14	0- 0	0- 0	OVERALL	0- 4	0- 2	8- 8				
6- 3	0- 0	0- 0	HOME	0- 0	0- 0	6- 3				
2- 11	0- 0	0- 0	AWAY	0- 4	0- 2	2- 5				
0- 0	0- 0	0- 0	NEUTRAL	0- 0	0- 0	0- 0				
3- 8	0- 0	0- 0	NON-CONFERENCE	0- 3	0- 1	3- 4				
3- 1	0- 0	0- 0	HOME	0- 0	0- 0	3- 1				
0- 7	0- 0	0- 0	AWAY	0- 3	0- 1	0- 3				
0- 0	0- 0	0- 0	NEUTRAL	0- 0	0- 0	0- 0				
5- 6	0- 0	0- 0	CONFERENCE	0- 1	0- 1	5- 4				
3- 2	0- 0	0- 0	HOME	0- 0	0- 0	3- 2				
2- 4	0- 0	0- 0	AWAY	0- 1	0- 1	2- 2				
0- 0	0- 0	0- 0	NEUTRAL	0- 0	0- 0	0- 0				

RPI 1-25				RPI 26-50				RPI 51-100				RPI 101+				Team's RPI: 306	
RPI	S	Opponent	Score	RPI	S	Opponent	Score	RPI	S	Opponent	Score	RPI	S	Opponent	Score		
								72	A	West Virginia	30	86	122	A	Stetson	55	63
								77	A	Fla. Gulf Coast	34	68	149	A	UMKC	63	100
								83	A	South Fla.	41	76	171	A	Ole Miss	59	68
								90	A	Missouri	46	67	184	A	Fla. Atlantic	52	63
													249	A	Kennesaw St.	66	57
													254	H	Savannah St.	61	64
													273	A	Belmont	35	57
													273	H	Belmont	37	54
													283	H	East Tenn. St.	70	67
													294	H	Coastal Caro.	67	37
													300	H	Jacksonville	51	36
													301	H	S.C. Upstate	57	58
													310	A	Mercer	49	39
													324	A	Bethune-Cookman	63	66
													334	H	Delaware St.	72	61
													336	A	Lipscomb	64	73
													336	H	Lipscomb	77	67
													340	H	Jacksonville St.	63	47
LAST 12 Division I GAMES:																	
				336	A	Lipscomb	64	73					122	A	Stetson	55	63
				273	A	Belmont	35	57					77	A	Fla. Gulf Coast	34	68
				310	A	Mercer	49	39					336	H	Lipscomb	77	67
				249	A	Kennesaw St.	66	57					273	H	Belmont	37	54
				301	H	S.C. Upstate	57	58					324	A	Bethune-Cookman	63	66
				283	H	East Tenn. St.	70	67					340	H	Jacksonville St.	63	47

Non-Div I Games:

North Florida

■ Loss, 
 ■ Non-Conf, 
 ■ S Site, 
 ■ Home 
 ■ A Away 
 N Neutral

## North Texas

Through Games Of Sunday, January 29, 2012

Average RPI Win:	232	WON-LOST	WINNING	LAST 12	STRENGTH OF	OPP. STRENGTH	TEAM	ADJ.	CONF.	ADJ CONF.
Average RPI Loss:	127	RECORD	PCT. RANK	GAMES	SCHEDULE	OF SCHEDULE	RPI	RPI	RPI	RPI
DIV. I ONLY	13- 9	114	6- 6	243	158	160	160	19	19	
DIV. I NON-CONF.	7- 6	153	0- 3	129	181	111	111	14	14	
TOTALS	RPI 1-25	RPI 26-50	W-L RECORDS	RPI 51-100	RPI 101-150	RPI 150+				
13- 9	0- 0	0- 1	OVERALL	1- 2	1- 3	11- 3				
7- 3	0- 0	0- 1	HOME	0- 0	1- 2	6- 0				
4- 6	0- 0	0- 0	AWAY	0- 2	0- 1	4- 3				
2- 0	0- 0	0- 0	NEUTRAL	1- 0	0- 0	1- 0				
7- 6	0- 0	0- 1	NON-CONFERENCE	1- 2	0- 2	6- 1				
3- 2	0- 0	0- 1	HOME	0- 0	0- 1	3- 0				
2- 4	0- 0	0- 0	AWAY	0- 2	0- 1	2- 1				
2- 0	0- 0	0- 0	NEUTRAL	1- 0	0- 0	1- 0				
6- 3	0- 0	0- 0	CONFERENCE	0- 0	1- 1	5- 2				
4- 1	0- 0	0- 0	HOME	0- 0	1- 1	3- 0				
2- 2	0- 0	0- 0	AWAY	0- 0	0- 0	2- 2				
0- 0	0- 0	0- 0	NEUTRAL	0- 0	0- 0	0- 0				

RPI S	Opponent	Score	RPI S	Opponent	Score	RPI S	Opponent	Score	RPI S	Opponent	Score	Team's RPI: 160
36	H Tulane	47 55	52	A Texas	62 71	109	A Arizona	62 69	115	H Oral Roberts	60 70	
			61	A Missouri St.	67 78	118	H Denver	44 50	148	H UALR	64 57	
			71	N Oregon St.	60 53	165	H SMU	50 46	172	H Alabama	69 63	
						182	A South Ala.	60 69	208	A Texas St.	61 43	
						226	A Arkansas St.	64 70	226	H Arkansas St.	68 54	
						230	H Western Ky.	50 42	240	A Nicholls St.	64 67	
						250	A La.-Monroe	56 54	288	A La.-Lafayette	66 45	
						302	H New Mexico	63 50	309	A Texas-Arlington	66 47	
						313	N A&M-Corpus Christi	72 58	338	H Troy	57 36	
LAST 12 Division I GAMES:												
226	H Arkansas St.	68 54	182	A South Ala.	60 69							
288	A La.-Lafayette	66 45	338	H Troy	57 36							
118	H Denver	44 50	148	H UALR	64 57							
250	A La.-Monroe	56 54	240	A Nicholls St.	64 67							
230	H Western Ky.	50 42	52	A Texas	62 71							
226	A Arkansas St.	64 70	61	A Missouri St.	67 78							

Non-Div I Games:

North Texas

■ Loss, 
 ■ Non-Conf, S Site, 
 ■ Home 
 ■ Away 
 N Neutral

## Northeastern

Through Games Of Sunday, January 29, 2012

Average RPI Win:	230	WON-LOST	WINNING	LAST 12	STRENGTH OF	OPP. STRENGTH	TEAM	ADJ.	CONF.	ADJ CONF.
Average RPI Loss:	81	RECORD	PCT. RANK	GAMES	SCHEDULE	OF SCHEDULE	RPI	RPI	RPI	RPI
DIV. I ONLY	4- 16	310	3- 9	32	95	197	197	7	7	
DIV. I NON-CONF.	2- 9	298	1- 3	28	114	196	196	7	7	
TOTALS	RPI 1-25	RPI 26-50	W-L RECORDS	RPI 51-100	RPI 101-150	RPI 150+				
4- 16	0- 2	0- 3	OVERALL	0- 7	0- 3	4- 1				
3- 6	0- 1	0- 1	HOME	0- 2	0- 1	3- 1				
1- 9	0- 1	0- 1	AWAY	0- 5	0- 2	1- 0				
0- 1	0- 0	0- 1	NEUTRAL	0- 0	0- 0	0- 0				
2- 9	0- 1	0- 2	NON-CONFERENCE	0- 4	0- 2	2- 0				
1- 3	0- 0	0- 1	HOME	0- 1	0- 1	1- 0				
1- 5	0- 1	0- 0	AWAY	0- 3	0- 1	1- 0				
0- 1	0- 0	0- 1	NEUTRAL	0- 0	0- 0	0- 0				
2- 7	0- 1	0- 1	CONFERENCE	0- 3	0- 1	2- 1				
2- 3	0- 1	0- 0	HOME	0- 1	0- 0	2- 1				
0- 4	0- 0	0- 1	AWAY	0- 2	0- 1	0- 0				
0- 0	0- 0	0- 0	NEUTRAL	0- 0	0- 0	0- 0				

RPI	S	Opponent	Score	RPI	S	Opponent	Score	RPI	S	Opponent	Score	RPI	S	Opponent	Score	Team's RPI: 197
6	H	Delaware	54 70	28	N	Georgia	61 81	67	A	UNC Wilmington	53 60	111	A	VCU	60 67	
9	A	Kentucky	47 81	38	A	Hofstra	66 72	67	H	UNC Wilmington	64 69	134	A	Holy Cross	68 70	
				50	H	Temple	58 72	76	A	Drexel	39 66	136	H	La Salle	60 75	
								78	A	Boston U.	65 75	186	H	William & Mary	82 71	
								86	H	Eastern Mich.	53 83	192	H	George Mason	58 54	
								89	A	Miami (OH)	55 75	222	H	Old Dominion	70 73	
								94	A	UNLV	58 61	256	H	Vermont	78 62	
												285	A	Kent St.	73 65	
LAST 12 Division I GAMES:																
186	H	William & Mary	82 71	222	H	Old Dominion	70 73									
67	H	UNC Wilmington	64 69	67	A	UNC Wilmington	53 60									
38	A	Hofstra	66 72	136	H	La Salle	60 75									
76	A	Drexel	39 66	285	A	Kent St.	73 65									
6	H	Delaware	54 70	89	A	Miami (OH)	55 75									
192	H	George Mason	58 54	134	A	Holy Cross	68 70									

Non-Div I Games:

Northeastern

■ Loss, 
 ■ Non-Conf, S Site, 
 ■ Home 
 ■ Away 
 N Neutral

Average RPI Win:	288	WON-LOST	WINNING	LAST 12	STRENGTH OF	OPP. STRENGTH	TEAM	ADJ.	CONF.	ADJ CONF.
Average RPI Loss:	151	RECORD	PCT. RANK	GAMES	SCHEDULE	OF SCHEDULE	RPI	RPI	RPI	RPI
DIV. I ONLY	6- 14	271	2- 10	175	295	282	282	17	17	
DIV. I NON-CONF.	4- 7	229	0- 3	122	329	273	273	15	15	
TOTALS	RPI 1-25	RPI 26-50	W-L RECORDS	RPI 51-100	RPI 101-150	RPI 150+				
6- 14	0- 0	0- 1	OVERALL	0- 3	0- 4	6- 6				
6- 4	0- 0	0- 1	HOME	0- 1	0- 1	6- 1				
0- 10	0- 0	0- 0	AWAY	0- 2	0- 3	0- 5				
0- 0	0- 0	0- 0	NEUTRAL	0- 0	0- 0	0- 0				
4- 7	0- 0	0- 1	NON-CONFERENCE	0- 2	0- 2	4- 2				
4- 1	0- 0	0- 1	HOME	0- 0	0- 0	4- 0				
0- 6	0- 0	0- 0	AWAY	0- 2	0- 2	0- 2				
0- 0	0- 0	0- 0	NEUTRAL	0- 0	0- 0	0- 0				
2- 7	0- 0	0- 0	CONFERENCE	0- 1	0- 2	2- 4				
2- 3	0- 0	0- 0	HOME	0- 1	0- 1	2- 1				
0- 4	0- 0	0- 0	AWAY	0- 0	0- 1	0- 3				
0- 0	0- 0	0- 0	NEUTRAL	0- 0	0- 0	0- 0				

RPI S	Opponent	Score	RPI S	Opponent	Score	RPI S	Opponent	Score	RPI S	Opponent	Score	Team's RPI: 282
29	H Nebraska	88 97	57	A Iowa St.	41 65	121	H Eastern Wash.	56 74	129	A South Dakota	56 73	
			64	H Idaho St.	44 49	138	A Utah St.	51 70	140	A Montana St.	65 77	
			95	A Colorado	60 84	152	H Portland St.	74 84	162	A Northern Colo.	71 77	
						191	A Montana	48 60	237	H Cal St. Fullerton	64 54	
						261	A San Jose St.	64 74	285	H Kent St.	72 56	
						289	A Sacramento St.	85 91	289	H Sacramento St.	94 56	
						290	A Utah Valley	56 73	290	H Utah Valley	73 59	
						292	H UC Riverside	67 59	333	H Weber St.	71 58	
LAST 12 Division I GAMES:												
289	H Sacramento St.	94 56	152	H Portland St.	74 84							
64	H Idaho St.	44 49	162	A Northern Colo.	71 77							
333	H Weber St.	71 58	289	A Sacramento St.	85 91							
140	A Montana St.	65 77	138	A Utah St.	51 70							
191	A Montana	48 60	290	A Utah Valley	56 73							
121	H Eastern Wash.	56 74	29	H Nebraska	88 97							

Non-Div I Games: Adams St. 76 50

Northern Ariz.

■ Loss, 
 ■ Non-Conf, S Site, 
 ■ Home 
 ■ Away 
 N Neutral



Average RPI Win:	241	WON-LOST	WINNING	LAST 12	STRENGTH OF	OPP. STRENGTH	TEAM	ADJ.	CONF.	ADJ CONF.
Average RPI Loss:	120	RECORD	PCT. RANK	GAMES	SCHEDULE	OF SCHEDULE	RPI	RPI	RPI	RPI
DIV. I ONLY	10- 9	151	6- 5	172	207	162	162	17	17	
DIV. I NON-CONF.	6- 5	141	2- 1	245	238	189	189	15	15	
TOTALS	RPI 1-25	RPI 26-50	W-L RECORDS	RPI 51-100	RPI 101-150	RPI 150+				
10- 9	0- 0	0- 0	OVERALL	0- 3	1- 4	9- 2				
6- 3	0- 0	0- 0	HOME	0- 1	0- 2	6- 0				
4- 6	0- 0	0- 0	AWAY	0- 2	1- 2	3- 2				
0- 0	0- 0	0- 0	NEUTRAL	0- 0	0- 0	0- 0				
6- 5	0- 0	0- 0	NON-CONFERENCE	0- 1	0- 3	6- 1				
3- 1	0- 0	0- 0	HOME	0- 0	0- 1	3- 0				
3- 4	0- 0	0- 0	AWAY	0- 1	0- 2	3- 1				
0- 0	0- 0	0- 0	NEUTRAL	0- 0	0- 0	0- 0				
4- 4	0- 0	0- 0	CONFERENCE	0- 2	1- 1	3- 1				
3- 2	0- 0	0- 0	HOME	0- 1	0- 1	3- 0				
1- 2	0- 0	0- 0	AWAY	0- 1	1- 0	0- 1				
0- 0	0- 0	0- 0	NEUTRAL	0- 0	0- 0	0- 0				

RPI S	Opponent	Score	RPI S	Opponent	Score	RPI S	Opponent	Score	RPI S	Opponent	Score	Team's RPI: 162
						64	A Idaho St.	52 57	118	H Denver	57 66	
						64	H Idaho St.	50 64	121	A Eastern Wash.	56 53	
						70	A UTEP	51 74	129	A South Dakota	48 73	
									140	H Montana St.	51 52	
									146	A Bradley	49 59	
									152	A Portland St.	61 62	
									191	H Montana	59 42	
									196	A Santa Clara	37 71	
									209	H Colorado St.	66 60	
									211	H UC Santa Barbara	44 39	
									246	H UC Irvine	71 56	
									259	A San Francisco	85 81	
									282	H Northern Ariz.	77 71	
									289	H Sacramento St.	68 58	
									295	A Air Force	71 51	
									302	A New Mexico	61 54	
LAST 12 Division I GAMES:												
			64	H Idaho St.	50 64	64	A Idaho St.	52 57				
			140	H Montana St.	51 52	282	H Northern Ariz.	77 71				
			191	H Montana	59 42	246	H UC Irvine	71 56				
			121	A Eastern Wash.	56 53	302	A New Mexico	61 54				
			152	A Portland St.	61 62	70	A UTEP	51 74				
			289	H Sacramento St.	68 58	129	A South Dakota	48 73				

Non-Div I Games: Black Hills St. 72 35 Neb.-Kearney 69 52

Northern Colo.

Loss, Non-Conf, S Site, H Home A Away N Neutral

Average RPI Win:	224	WON-LOST	WINNING	LAST 12	STRENGTH OF	OPP. STRENGTH	TEAM	ADJ.	CONF.	ADJ CONF.
Average RPI Loss:	140	RECORD	PCT. RANK	GAMES	SCHEDULE	OF SCHEDULE	RPI	RPI	RPI	RPI
DIV. I ONLY	9- 11	201	5- 7	260	120	219	219	12	12	
DIV. I NON-CONF.	6- 6	160	2- 2	220	118	200	200	12	12	
TOTALS	RPI 1-25	RPI 26-50	W-L RECORDS	RPI 51-100	RPI 101-150	RPI 150+				
9- 11	0- 1	1- 0	OVERALL	0- 2	1- 5	7- 3				
5- 5	0- 0	1- 0	HOME	0- 1	1- 3	3- 1				
4- 6	0- 1	0- 0	AWAY	0- 1	0- 2	4- 2				
0- 0	0- 0	0- 0	NEUTRAL	0- 0	0- 0	0- 0				
6- 6	0- 1	1- 0	NON-CONFERENCE	0- 0	1- 4	4- 1				
4- 2	0- 0	1- 0	HOME	0- 0	1- 2	2- 0				
2- 4	0- 1	0- 0	AWAY	0- 0	0- 2	2- 1				
0- 0	0- 0	0- 0	NEUTRAL	0- 0	0- 0	0- 0				
3- 5	0- 0	0- 0	CONFERENCE	0- 2	0- 1	3- 2				
1- 3	0- 0	0- 0	HOME	0- 1	0- 1	1- 1				
2- 2	0- 0	0- 0	AWAY	0- 1	0- 0	2- 1				
0- 0	0- 0	0- 0	NEUTRAL	0- 0	0- 0	0- 0				

RPI 1-25				RPI 26-50				RPI 51-100				RPI 101+ Team's RPI: 219			
RPI	S	Opponent	Score	RPI	S	Opponent	Score	RPI	S	Opponent	Score	RPI	S	Opponent	Score
21	A	DePaul	46 65	50	H	Temple	58 52	86	A	Eastern Mich.	52 64	108	A	Illinois St.	62 81
								98	H	Toledo	47 49	117	A	Eastern Ill.	62 72
												137	H	Ill.-Chicago	47 49
												143	H	Indiana St.	47 43
												145	H	Central Mich.	67 86
												146	H	Bradley	45 50
												181	A	Indiana	60 59
												199	A	Akron	72 66
												206	H	Buffalo	46 62
												220	A	Loyola Chicago	42 73
												253	H	Western Ill.	91 84
												255	A	Ball St.	43 50
												264	H	Southern Ill.	53 50
												285	H	Kent St.	66 55
												317	A	Western Mich.	53 41
												328	A	Chicago St.	73 40
LAST 12 Division I GAMES:															
285	H	Kent St.	66 55	86	A	Eastern Mich.	52 64	145	H	Central Mich.	67 86	21	A	DePaul	46 65
199	A	Akron	72 66	206	H	Buffalo	46 62	117	A	Eastern Ill.	62 72	143	H	Indiana St.	47 43
317	A	Western Mich.	53 41	98	H	Toledo	47 49	255	A	Ball St.	43 50	181	A	Indiana	60 59

Non-Div I Games:

Northern Ill.

■ Loss, 
■ Non-Conf, 
■ S Site, 
■ H Home 
■ A Away 
N Neutral

## Northwestern

Through Games Of Sunday, January 29, 2012

Average RPI Win:	148	WON-LOST	WINNING	LAST 12	STRENGTH OF	OPP. STRENGTH	TEAM	ADJ.	CONF.	ADJ CONF.
Average RPI Loss:	52	RECORD	PCT. RANK	GAMES	SCHEDULE	OF SCHEDULE	RPI	RPI	RPI	RPI
DIV. I ONLY	13- 9	114	4- 8	91	10	85	85	4	4	
DIV. I NON-CONF.	10- 3	49	1- 2	64	18	82	82	3	3	
TOTALS	RPI 1-25	RPI 26-50	W-L RECORDS	RPI 51-100	RPI 101-150	RPI 150+				
13- 9	0- 5	1- 0	OVERALL	4- 2	2- 2	6- 0				
6- 5	0- 3	0- 0	HOME	2- 1	1- 1	3- 0				
6- 3	0- 1	1- 0	AWAY	2- 1	1- 1	2- 0				
1- 1	0- 1	0- 0	NEUTRAL	0- 0	0- 0	1- 0				
10- 3	0- 2	1- 0	NON-CONFERENCE	3- 1	2- 0	4- 0				
4- 2	0- 1	0- 0	HOME	1- 1	1- 0	2- 0				
5- 0	0- 0	1- 0	AWAY	2- 0	1- 0	1- 0				
1- 1	0- 1	0- 0	NEUTRAL	0- 0	0- 0	1- 0				
3- 6	0- 3	0- 0	CONFERENCE	1- 1	0- 2	2- 0				
2- 3	0- 2	0- 0	HOME	1- 0	0- 1	1- 0				
1- 3	0- 1	0- 0	AWAY	0- 1	0- 1	1- 0				
0- 0	0- 0	0- 0	NEUTRAL	0- 0	0- 0	0- 0				

RPI 1-25				RPI 26-50				RPI 51-100 Team's RPI: 85				RPI 101+			
RPI	S	Opponent	Score	RPI	S	Opponent	Score	RPI	S	Opponent	Score	RPI	S	Opponent	Score
12	N	Kansas St.	45 64	34	A	LSU	44 43	58	A	Iowa	55 86	107	H	Minnesota	60 68
14	A	Ohio St.	72 82					62	H	North Carolina St.	76 59	108	H	Illinois St.	69 62
17	H	Purdue	70 80					90	A	Missouri	74 70	119	A	Wisconsin	55 75
21	H	DePaul	72 88					94	A	UNLV	79 49	145	A	Central Mich.	69 60
22	H	Michigan	48 58					97	H	Illinois	59 58	181	A	Indiana	69 61
								98	H	Toledo	56 75	181	H	Indiana	68 61
												220	A	Loyola Chicago	72 67
												230	H	Western Ky.	71 57
												234	N	North Dakota St.	68 55
												252	H	Morgan St.	87 74
LAST 12 Division I GAMES:															
181	H	Indiana	68 61	181	A	Indiana	69 61								
17	H	Purdue	70 80	107	H	Minnesota	60 68								
119	A	Wisconsin	55 75	58	A	Iowa	55 86								
22	H	Michigan	48 58	98	H	Toledo	56 75								
97	H	Illinois	59 58	234	N	North Dakota St.	68 55								
14	A	Ohio St.	72 82	12	N	Kansas St.	45 64								

Non-Div I Games:

Northwestern

■ Loss, 
■ Non-Conf, 
■ S Site, 
■ H Home 
■ A Away 
N Neutral

Average RPI Win:	276	WON-LOST	WINNING	LAST 12	STRENGTH OF	OPP. STRENGTH	TEAM	ADJ.	CONF.	ADJ CONF.
Average RPI Loss:	193	RECORD	PCT. RANK	GAMES	SCHEDULE	OF SCHEDULE	RPI	RPI	RPI	RPI
DIV. I ONLY	2- 14	327	1- 10	209	329	320	320	24	24	
DIV. I NON-CONF.	1- 8	320	0- 4	223	337	323	323	23	23	
TOTALS	RPI 1-25	RPI 26-50	W-L RECORDS	RPI 51-100	RPI 101-150	RPI 150+				
2- 14	0- 0	0- 0	OVERALL	0- 2	0- 2	2- 10				
1- 3	0- 0	0- 0	HOME	0- 0	0- 0	1- 3				
1- 9	0- 0	0- 0	AWAY	0- 2	0- 2	1- 5				
0- 2	0- 0	0- 0	NEUTRAL	0- 0	0- 0	0- 2				
1- 8	0- 0	0- 0	NON-CONFERENCE	0- 1	0- 0	1- 7				
0- 2	0- 0	0- 0	HOME	0- 0	0- 0	0- 2				
1- 4	0- 0	0- 0	AWAY	0- 1	0- 0	1- 3				
0- 2	0- 0	0- 0	NEUTRAL	0- 0	0- 0	0- 2				
1- 6	0- 0	0- 0	CONFERENCE	0- 1	0- 2	1- 3				
1- 1	0- 0	0- 0	HOME	0- 0	0- 0	1- 1				
0- 5	0- 0	0- 0	AWAY	0- 1	0- 2	0- 2				
0- 0	0- 0	0- 0	NEUTRAL	0- 0	0- 0	0- 0				

RPI 1-25				RPI 26-50				RPI 51-100				RPI 101+ Team's RPI: 320					
RPI	S	Opponent	Score	RPI	S	Opponent	Score	RPI	S	Opponent	Score	RPI	S	Opponent	Score		
								87	A	Central Ark.	43	84	106	A	McNeese St.	54	64
								92	A	Wichita St.	49	77	150	A	Lamar	56	58
													154	N	Florida A&M	53	77
													165	A	SMU	41	67
													172	A	Alabama	52	78
													182	A	South Ala.	51	64
													208	A	Texas St.	68	70
													239	N	Alcorn St.	60	70
													240	H	Nicholls St.	69	83
													250	H	La.-Monroe	68	84
													258	H	UTSA	61	57
													293	A	Prairie View	79	69
													325	H	Jackson St.	73	79
													329	A	Southeastern La.	66	73
LAST 12 Division I GAMES:																	
				329	A	Southeastern La.	66	73		208	A	Texas St.	68	70			
				150	A	Lamar	56	58		325	H	Jackson St.	73	79			
				106	A	McNeese St.	54	64		250	H	La.-Monroe	68	84			
				258	H	UTSA	61	57		239	N	Alcorn St.	60	70			
				87	A	Central Ark.	43	84		154	N	Florida A&M	53	77			
				240	H	Nicholls St.	69	83		165	A	SMU	41	67			

Non-Div I Games: Centenary (LA) 109 72 Loyola (LA) 80 84 LSU-Shreveport 63 40 Wiley 95 69 Northwestern St.

Notre Dame

Through Games Of Sunday, January 29, 2012

Average RPI Win:	101	WON-LOST	WINNING	LAST 12	STRENGTH OF	OPP. STRENGTH	TEAM	ADJ.	CONF.	ADJ CONF.
Average RPI Loss:	1	RECORD	PCT. RANK	GAMES	SCHEDULE	OF SCHEDULE	RPI	RPI	RPI	RPI
DIV. I ONLY	21- 1	3	12- 0	21	1	5	5	2	2	
DIV. I NON-CONF.	13- 1	7	5- 0	29	4	6	6	2	2	
TOTALS	RPI 1-25	RPI 26-50	W-L RECORDS	RPI 51-100	RPI 101-150	RPI 150+				
21- 1	7- 1	2- 0	OVERALL	4- 0	1- 0	7- 0				
12- 0	4- 0	0- 0	HOME	2- 0	1- 0	5- 0				
7- 1	2- 1	1- 0	AWAY	2- 0	0- 0	2- 0				
2- 0	1- 0	1- 0	NEUTRAL	0- 0	0- 0	0- 0				
13- 1	4- 1	1- 0	NON-CONFERENCE	2- 0	1- 0	5- 0				
8- 0	2- 0	0- 0	HOME	1- 0	1- 0	4- 0				
3- 1	1- 1	0- 0	AWAY	1- 0	0- 0	1- 0				
2- 0	1- 0	1- 0	NEUTRAL	0- 0	0- 0	0- 0				
8- 0	3- 0	1- 0	CONFERENCE	2- 0	0- 0	2- 0				
4- 0	2- 0	0- 0	HOME	1- 0	0- 0	1- 0				
4- 0	1- 0	1- 0	AWAY	1- 0	0- 0	1- 0				
0- 0	0- 0	0- 0	NEUTRAL	0- 0	0- 0	0- 0				

RPI	S	Opponent	Score	RPI	S	Opponent	Score	RPI	S	Opponent	Score	RPI	S	Opponent	Score
1	A	Baylor	81 94	32	N	Southern California	80 58	80	A	Creighton	76 48	143	H	Indiana St.	99 34
2	H	Tennessee	72 44	41	A	St. John's (NY)	71 56	81	H	Marquette	95 42	151	H	Pittsburgh	120 44
3	H	Connecticut	74 67					96	A	Cincinnati	76 50	152	A	Seton Hall	74 36
8	N	Duke	56 54					100	H	Hartford	98 43	179	H	UCF	90 38
9	H	Kentucky	92 83									199	H	Akron	81 61
15	H	Villanova	76 43									201	H	Penn	69 38
17	A	Purdue	66 38									277	H	Longwood	92 26
24	A	Georgetown	80 60									310	A	Mercer	128 42
LAST 12 Division I GAMES:															
41	A	St. John's (NY)	71 56	3	H	Connecticut	74 67								
2	H	Tennessee	72 44	152	A	Seton Hall	74 36								
15	H	Villanova	76 43	310	A	Mercer	128 42								
151	H	Pittsburgh	120 44	277	H	Longwood	92 26								
96	A	Cincinnati	76 50	179	H	UCF	90 38								
24	A	Georgetown	80 60	9	H	Kentucky	92 83								

Non-Div I Games:

Notre Dame

Loss, Non-Conf, S Site, H Home A Away N Neutral

Average RPI Win:	220	WON-LOST	WINNING	LAST 12	STRENGTH OF	OPP. STRENGTH	TEAM	ADJ.	CONF.	ADJ CONF.
Average RPI Loss:	125	RECORD	PCT. RANK	GAMES	SCHEDULE	OF SCHEDULE	RPI	RPI	RPI	RPI
DIV. I ONLY	9- 9	165	7- 5	206	128	168	168	16	16	
DIV. I NON-CONF.	3- 5	226	2- 2	87	78	112	112	11	11	
TOTALS	RPI 1-25	RPI 26-50	W-L RECORDS	RPI 51-100	RPI 101-150	RPI 150+				
9- 9	0- 1	0- 0	OVERALL	0- 3	2- 2	7- 3				
6- 2	0- 0	0- 0	HOME	0- 1	2- 1	4- 0				
3- 7	0- 1	0- 0	AWAY	0- 2	0- 1	3- 3				
0- 0	0- 0	0- 0	NEUTRAL	0- 0	0- 0	0- 0				
3- 5	0- 1	0- 0	NON-CONFERENCE	0- 2	1- 0	2- 2				
2- 1	0- 0	0- 0	HOME	0- 1	1- 0	1- 0				
1- 4	0- 1	0- 0	AWAY	0- 1	0- 0	1- 2				
0- 0	0- 0	0- 0	NEUTRAL	0- 0	0- 0	0- 0				
6- 4	0- 0	0- 0	CONFERENCE	0- 1	1- 2	5- 1				
4- 1	0- 0	0- 0	HOME	0- 0	1- 1	3- 0				
2- 3	0- 0	0- 0	AWAY	0- 1	0- 1	2- 1				
0- 0	0- 0	0- 0	NEUTRAL	0- 0	0- 0	0- 0				

RPI 1-25				RPI 26-50				RPI 51-100				RPI 101+ Team's RPI: 168			
RPI	S	Opponent	Score	RPI	S	Opponent	Score	RPI	S	Opponent	Score	RPI	S	Opponent	Score
17	A	Purdue	47 66					73	A	South Dakota St.	52 62	115	A	Oral Roberts	53 62
								74	H	Providence	50 51	129	H	South Dakota	51 58
								88	A	Michigan St.	42 67	137	H	Ill.-Chicago	48 45
												149	H	UMKC	71 65
												156	A	American	68 62
												192	A	George Mason	48 59
												206	A	Buffalo	65 69
												224	H	Clemson	63 51
												234	A	North Dakota St.	65 78
												234	H	North Dakota St.	68 52
												253	H	Western Ill.	75 71
												260	H	IUPUI	54 50
												284	A	Southern Utah	64 60
												287	A	IPFW	67 47
LAST 12 Division I GAMES:															
234	H	North Dakota St.	68 52	234	A	North Dakota St.	65 78								
284	A	Southern Utah	64 60	73	A	South Dakota St.	52 62								
115	A	Oral Roberts	53 62	206	A	Buffalo	65 69								
287	A	IPFW	67 47	17	A	Purdue	47 66								
253	H	Western Ill.	75 71	137	H	Ill.-Chicago	48 45								
260	H	IUPUI	54 50	224	H	Clemson	63 51								

Non-Div I Games: Rochester College 74 30

Oakland

■ Loss, 
■ Non-Conf, S Site, 
■ Home 
■ Away 
N Neutral

Average RPI Win:	242	WON-LOST	WINNING	LAST 12	STRENGTH OF	OPP. STRENGTH	TEAM	ADJ.	CONF.	ADJ CONF.
Average RPI Loss:	144	RECORD	PCT. RANK	GAMES	SCHEDULE	OF SCHEDULE	RPI	RPI	RPI	RPI
DIV. I ONLY	10- 12	198	5- 7	242	183	242	242	12	12	
DIV. I NON-CONF.	7- 7	160	2- 2	276	199	263	263	12	12	
TOTALS	RPI 1-25	RPI 26-50	W-L RECORDS	RPI 51-100	RPI 101-150	RPI 150+				
10- 12	0- 0	0- 1	OVERALL	0- 5	0- 2	10- 4				
8- 4	0- 0	0- 0	HOME	0- 3	0- 0	8- 1				
1- 6	0- 0	0- 0	AWAY	0- 2	0- 1	1- 3				
1- 2	0- 0	0- 1	NEUTRAL	0- 0	0- 1	1- 0				
7- 7	0- 0	0- 1	NON-CONFERENCE	0- 2	0- 1	7- 3				
6- 2	0- 0	0- 0	HOME	0- 1	0- 0	6- 1				
0- 3	0- 0	0- 0	AWAY	0- 1	0- 0	0- 2				
1- 2	0- 0	0- 1	NEUTRAL	0- 0	0- 1	1- 0				
3- 5	0- 0	0- 0	CONFERENCE	0- 3	0- 1	3- 1				
2- 2	0- 0	0- 0	HOME	0- 2	0- 0	2- 0				
1- 3	0- 0	0- 0	AWAY	0- 1	0- 1	1- 1				
0- 0	0- 0	0- 0	NEUTRAL	0- 0	0- 0	0- 0				

RPI S	Opponent	Score	RPI S	Opponent	Score	RPI S	Opponent	Score	RPI S	Opponent	Score	Team's RPI: 242
27 N	Oklahoma	57 89	63 A	Duquesne	60 83	124 N	Syracuse	70 81				
			67 H	UNC Wilmington	51 56	145 A	Central Mich.	53 67				
			68 A	Bowling Green	49 61	176 H	Marshall	68 56				
			89 H	Miami (OH)	47 67	192 H	George Mason	75 59				
			98 H	Toledo	33 52	199 H	Akron	72 71				
						202 N	Xavier	80 75				
						204 H	Youngstown St.	47 55				
						206 H	Buffalo	73 64				
						257 A	Cleveland St.	56 66				
						259 H	San Francisco	63 53				
						266 H	Niagara	50 40				
						273 H	Belmont	65 51				
						285 A	Kent St.	65 68				
						299 A	Morehead St.	57 62				
						317 A	Western Mich.	72 59				
						328 H	Chicago St.	65 37				
LAST 12 Division I GAMES:												
317 A	Western Mich.	72 59	285 A	Kent St.	65 68							
145 A	Central Mich.	53 67	206 H	Buffalo	73 64							
98 H	Toledo	33 52	192 H	George Mason	75 59							
199 H	Akron	72 71	124 N	Syracuse	70 81							
89 H	Miami (OH)	47 67	202 N	Xavier	80 75							
68 A	Bowling Green	49 61	27 N	Oklahoma	57 89							

Non-Div I Games:

Ohio

■ Loss, 
■ Non-Conf, 
■ S Site, 
■ H Home 
■ A Away 
N Neutral

Average RPI Win: 119				Through Games of Sunday, January 19, 1992													
WON-LOST		WINNING		LAST 12		STRENGTH OF		OPP. STRENGTH		TEAM		ADJ.		CONF.		ADJ CONF.	
RECORD		PCT. RANK		GAMES		SCHEDULE		OF SCHEDULE		RPI		RPI		RPI		RPI	
DIV. I ONLY		20- 2		6		10- 2		89		19		14		14		4	
DIV. I NON-CONF.		13- 0		1		3- 0		91		27		14		14		3	
TOTALS		RPI 1-25		RPI 26-50		W-L RECORDS		RPI 51-100		RPI 101-150		RPI 150+					
20- 2		0- 1		5- 0		OVERALL		7- 0		2- 1		6- 0					
15- 0		0- 0		3- 0		HOME		6- 0		1- 0		5- 0					
5- 2		0- 1		2- 0		AWAY		1- 0		1- 1		1- 0					
0- 0		0- 0		0- 0		NEUTRAL		0- 0		0- 0		0- 0					
13- 0		0- 0		4- 0		NON-CONFERENCE		3- 0		1- 0		5- 0					
11- 0		0- 0		2- 0		HOME		3- 0		1- 0		5- 0					
2- 0		0- 0		2- 0		AWAY		0- 0		0- 0		0- 0					
0- 0		0- 0		0- 0		NEUTRAL		0- 0		0- 0		0- 0					
7- 2		0- 1		1- 0		CONFERENCE		4- 0		1- 1		1- 0					
4- 0		0- 0		1- 0		HOME		3- 0		0- 0		0- 0					
3- 2		0- 1		0- 0		AWAY		1- 0		1- 1		1- 0					
0- 0		0- 0		0- 0		NEUTRAL		0- 0		0- 0		0- 0					

RPI	S	Opponent	Score	RPI	S	Opponent	Score	RPI	S	Opponent	Score	RPI	S	Opponent	Score
22	A	Michigan	62 73	27	A	Oklahoma	69 63	55	H	Florida St.	78 75	102	H	Howard	73 50
				29	H	Nebraska	82 68	58	H	Iowa	84 71	107	A	Minnesota	65 76
				34	H	LSU	77 68	59	H	Washington St.	79 57	119	A	Wisconsin	77 61
				35	A	California	77 75	85	H	Northwestern	82 72	181	A	Indiana	73 55
				50	H	Temple	70 66	88	A	Michigan St.	64 56	198	H	Canisius	84 41
								93	H	Charlotte	88 58	235	H	Southern U.	83 49
								97	H	Illinois	96 84	245	H	Tennessee St.	78 51
												284	H	Southern Utah	88 50
												298	H	Stony Brook	84 37
LAST 12 Division I GAMES:															
107	A	Minnesota	65 76	22	A	Michigan	62 73								
181	A	Indiana	73 55	58	H	Iowa	84 71								
97	H	Illinois	96 84	119	A	Wisconsin	77 61								
29	H	Nebraska	82 68	59	H	Washington St.	79 57								
88	A	Michigan St.	64 56	284	H	Southern Utah	88 50								
85	H	Northwestern	82 72	93	H	Charlotte	88 58								

Non-Div I Games:

Ohio St.



## Oklahoma

Average RPI Win:	151	WON-LOST	WINNING	LAST 12	STRENGTH OF	OPP. STRENGTH	TEAM	ADJ.	CONF.	ADJ CONF.
Average RPI Loss:	28	RECORD	PCT. RANK	GAMES	SCHEDULE	OF SCHEDULE	RPI	RPI	RPI	RPI
DIV. I ONLY	13- 6	77	9- 3	20	34	27	27	1	1	
DIV. I NON-CONF.	8- 3	73	4- 0	94	158	69	69	1	1	

TOTALS	RPI 1-25	RPI 26-50	W-L RECORDS	RPI 51-100	RPI 101-150	RPI 150+
13- 6	1- 3	1- 2	OVERALL	3- 1	2- 0	6- 0
6- 2	0- 2	1- 0	HOME	2- 0	0- 0	3- 0
3- 4	1- 1	0- 2	AWAY	1- 1	0- 0	1- 0
4- 0	0- 0	0- 0	NEUTRAL	0- 0	2- 0	2- 0
8- 3	0- 1	0- 1	NON-CONFERENCE	0- 1	2- 0	6- 0
3- 1	0- 1	0- 0	HOME	0- 0	0- 0	3- 0
1- 2	0- 0	0- 1	AWAY	0- 1	0- 0	1- 0
4- 0	0- 0	0- 0	NEUTRAL	0- 0	2- 0	2- 0
5- 3	1- 2	1- 1	CONFERENCE	3- 0	0- 0	0- 0
3- 1	0- 1	1- 0	HOME	2- 0	0- 0	0- 0
2- 2	1- 1	0- 1	AWAY	1- 0	0- 0	0- 0
0- 0	0- 0	0- 0	NEUTRAL	0- 0	0- 0	0- 0

RPI S	Opponent	Score	RPI S	Opponent	Score	Team's RPI: 27	RPI S	Opponent	Score	RPI S	Opponent	Score
1	H Baylor	58 89	37	A Vanderbilt	66 78		52	H Texas	73 67	124	N Syracuse	82 63
7	A Texas A&M	58 75	43	A Oklahoma St.	63 66		57	H Iowa St.	80 51	142	N Liberty	76 45
12	A Kansas St.	65 57	48	H Texas Tech	71 68		65	A Fresno St.	66 69	175	H TCU	82 54
14	H Ohio St.	63 69					90	A Missouri	62 59	202	N Xavier	73 51
										231	H Milwaukee	72 50
										242	N Ohio	89 57
										289	H Sacramento St.	117 55
										302	A New Mexico	58 56
LAST 12 Division I GAMES:												
90	A Missouri	62 59	7	A Texas A&M	58 75							
1	H Baylor	58 89	57	H Iowa St.	80 51							
52	H Texas	73 67	175	H TCU	82 54							
12	A Kansas St.	65 57	202	N Xavier	73 51							
43	A Oklahoma St.	63 66	124	N Syracuse	82 63							
48	H Texas Tech	71 68	242	N Ohio	89 57							

Non-Div I Games:

Oklahoma

■ Loss, 
 ■ Non-Conf, S Site, 
 ■ Home 
 ■ Away 
 N Neutral

Average RPI Win:	139	WON-LOST	WINNING	LAST 12	STRENGTH OF	OPP. STRENGTH	TEAM	ADJ.	CONF.	ADJ CONF.
Average RPI Loss:	42	RECORD	PCT. RANK	GAMES	SCHEDULE	OF SCHEDULE	RPI	RPI	RPI	RPI
DIV. I ONLY	12- 5	70	7- 5	37	23	43	43	1	1	
DIV. I NON-CONF.	8- 1	18	3- 1	239	177	135	135	1	1	
TOTALS	RPI 1-25	RPI 26-50	W-L RECORDS	RPI 51-100	RPI 101-150	RPI 150+				
12- 5	1- 3	1- 1	OVERALL	3- 0	2- 1	5- 0				
9- 2	1- 2	1- 0	HOME	2- 0	1- 0	4- 0				
2- 2	0- 1	0- 1	AWAY	1- 0	0- 0	1- 0				
1- 1	0- 0	0- 0	NEUTRAL	0- 0	1- 1	0- 0				
8- 1	0- 0	0- 0	NON-CONFERENCE	1- 0	2- 1	5- 0				
6- 0	0- 0	0- 0	HOME	1- 0	1- 0	4- 0				
1- 0	0- 0	0- 0	AWAY	0- 0	0- 0	1- 0				
1- 1	0- 0	0- 0	NEUTRAL	0- 0	1- 1	0- 0				
4- 4	1- 3	1- 1	CONFERENCE	2- 0	0- 0	0- 0				
3- 2	1- 2	1- 0	HOME	1- 0	0- 0	0- 0				
1- 2	0- 1	0- 1	AWAY	1- 0	0- 0	0- 0				
0- 0	0- 0	0- 0	NEUTRAL	0- 0	0- 0	0- 0				

RPI 1-25				RPI 26-50				Team's RPI: 43	RPI 51-100				RPI 101+			
RPI	S	Opponent	Score	RPI	S	Opponent	Score		RPI	S	Opponent	Score	RPI	S	Opponent	Score
1	A	Baylor	44 71	27	H	Oklahoma	66 63		52	H	Texas	70 51	112	N	Mississippi St.	78 71
7	H	Texas A&M	57 53	48	A	Texas Tech	53 58		61	H	Missouri St.	80 57	127	N	LIU Brooklyn	63 64
12	H	Kansas St.	56 67						90	A	Missouri	62 58	141	H	Coppin St.	59 35
20	H	Kansas	60 65										181	A	Indiana	83 72
													214	H	Rice	96 60
													223	H	Tex.-Pan American	74 35
													239	H	Alcorn St.	69 36
													315	H	Ark.-Pine Bluff	98 35
LAST 12 Division I GAMES:																
12	H	Kansas St.	56 67	52	H	Texas	70 51									
7	H	Texas A&M	57 53	48	A	Texas Tech	53 58									
90	A	Missouri	62 58	127	N	LIU Brooklyn	63 64									
20	H	Kansas	60 65	112	N	Mississippi St.	78 71									
27	H	Oklahoma	66 63	315	H	Ark.-Pine Bluff	98 35									
1	A	Baylor	44 71	223	H	Tex.-Pan American	74 35									

Non-Div I Games:

Oklahoma St.

Old Dominion

Through Games Of Sunday, January 29, 2012

Average RPI Win:	224	WON-LOST	WINNING	LAST 12	STRENGTH OF	OPP. STRENGTH	TEAM	ADJ.	CONF.	ADJ CONF.
Average RPI Loss:	116	RECORD	PCT. RANK	GAMES	SCHEDULE	OF SCHEDULE	RPI	RPI	RPI	RPI
DIV. I ONLY	7- 14	255	6- 6	165	75	222	222	7	7	
DIV. I NON-CONF.	3- 9	274	2- 2	132	47	215	215	7	7	
TOTALS	RPI 1-25	RPI 26-50	W-L RECORDS	RPI 51-100	RPI 101-150	RPI 150+				
7- 14	0- 3	0- 2	OVERALL	0- 1	0- 1	7- 7				
4- 5	0- 0	0- 2	HOME	0- 1	0- 0	4- 2				
2- 7	0- 3	0- 0	AWAY	0- 0	0- 1	2- 3				
1- 2	0- 0	0- 0	NEUTRAL	0- 0	0- 0	1- 2				
3- 9	0- 3	0- 1	NON-CONFERENCE	0- 0	0- 0	3- 5				
2- 3	0- 0	0- 1	HOME	0- 0	0- 0	2- 2				
0- 4	0- 3	0- 0	AWAY	0- 0	0- 0	0- 1				
1- 2	0- 0	0- 0	NEUTRAL	0- 0	0- 0	1- 2				
4- 5	0- 0	0- 1	CONFERENCE	0- 1	0- 1	4- 2				
2- 2	0- 0	0- 1	HOME	0- 1	0- 0	2- 0				
2- 3	0- 0	0- 0	AWAY	0- 0	0- 1	2- 2				
0- 0	0- 0	0- 0	NEUTRAL	0- 0	0- 0	0- 0				

RPI 1-25				RPI 26-50				RPI 51-100				RPI 101+ Team's RPI: 222			
RPI	S	Opponent	Score	RPI	S	Opponent	Score	RPI	S	Opponent	Score	RPI	S	Opponent	Score
2	A	Tennessee	37 90	38	H	Hofstra	68 81	67	H	UNC Wilmington	54 76	111	A	VCU	72 76
4	A	Stanford	48 97	42	H	Richmond	63 78					152	N	Seton Hall	49 60
19	A	Georgia Tech	56 87									155	H	Virginia Tech	65 77
												172	N	Alabama	77 76
												186	A	William & Mary	80 83
												192	A	George Mason	69 85
												192	H	George Mason	71 68
												197	A	Northeastern	73 70
												203	N	Louisiana Tech	71 84
												210	A	Georgia St.	71 60
												210	H	Georgia St.	68 59
												218	A	George Washington	52 58
												241	H	Md.-East. Shore	59 63
												278	H	N.C. A&T	71 58
												307	H	Wofford	70 58
LAST 12 Division I GAMES:															
192	H	George Mason	71 68	197	A	Northeastern	73 70								
186	A	William & Mary	80 83	210	H	Georgia St.	68 59								
67	H	UNC Wilmington	54 76	2	A	Tennessee	37 90								
210	A	Georgia St.	71 60	241	H	Md.-East. Shore	59 63								
38	H	Hofstra	68 81	278	H	N.C. A&T	71 58								
111	A	VCU	72 76	307	H	Wofford	70 58								

Non-Div I Games:

Old Dominion

Loss, Non-Conf, S Site, H Home A Away N Neutral

Average RPI Win:	250	WON-LOST	WINNING	LAST 12	STRENGTH OF	OPP. STRENGTH	TEAM	ADJ.	CONF.	ADJ CONF.
Average RPI Loss:	68	RECORD	PCT. RANK	GAMES	SCHEDULE	OF SCHEDULE	RPI	RPI	RPI	RPI
DIV. I ONLY	12- 10	144	5- 7	188	107	171	171	3	3	
DIV. I NON-CONF.	10- 3	49	3- 0	332	295	288	288	5	5	
TOTALS	RPI 1-25	RPI 26-50	W-L RECORDS	RPI 51-100	RPI 101-150	RPI 150+				
12- 10	0- 1	1- 5	OVERALL	0- 1	0- 3	11- 0				
8- 6	0- 0	1- 3	HOME	0- 1	0- 2	7- 0				
4- 4	0- 1	0- 2	AWAY	0- 0	0- 1	4- 0				
0- 0	0- 0	0- 0	NEUTRAL	0- 0	0- 0	0- 0				
10- 3	0- 1	0- 0	NON-CONFERENCE	0- 0	0- 2	10- 0				
7- 1	0- 0	0- 0	HOME	0- 0	0- 1	7- 0				
3- 2	0- 1	0- 0	AWAY	0- 0	0- 1	3- 0				
0- 0	0- 0	0- 0	NEUTRAL	0- 0	0- 0	0- 0				
2- 7	0- 0	1- 5	CONFERENCE	0- 1	0- 1	1- 0				
1- 5	0- 0	1- 3	HOME	0- 1	0- 1	0- 0				
1- 2	0- 0	0- 2	AWAY	0- 0	0- 0	1- 0				
0- 0	0- 0	0- 0	NEUTRAL	0- 0	0- 0	0- 0				

RPI	S	Opponent	Score	RPI	S	Opponent	Score	RPI	S	Opponent	Score	RPI	S	Opponent	Score	Team's RPI: 171
13	A	Miami (FL)	48 76	28	H	Georgia	47 61	84	H	Auburn	54 67	112	H	Mississippi St.	46 51	
				30	H	Arkansas	60 54					145	H	Central Mich.	75 78	
				34	H	LSU	44 83					150	A	Lamar	58 67	
				37	A	Vanderbilt	52 68					172	A	Alabama	69 55	
				39	A	South Carolina	43 61					182	H	South Ala.	54 45	
				40	H	Florida	55 59					213	H	Grambling	78 53	
												215	A	Massachusetts	72 67	
												257	H	Cleveland St.	74 63	
												306	H	North Florida	68 59	
												315	H	Ark.-Pine Bluff	83 52	
												316	H	Murray St.	64 59	
												326	A	Southeast Mo. St.	51 43	
												329	H	Southeastern La.	72 52	
												336	A	Lipscomb	72 57	
LAST 12 Division I GAMES:																
				84	H	Auburn	54 67			37	A	Vanderbilt	52 68			
				39	A	South Carolina	43 61			40	H	Florida	55 59			
				28	H	Georgia	47 61			34	H	LSU	44 83			
				112	H	Mississippi St.	46 51			329	H	Southeastern La.	72 52			
				172	A	Alabama	69 55			257	H	Cleveland St.	74 63			
				30	H	Arkansas	60 54			316	H	Murray St.	64 59			

Non-Div I Games:

Ole Miss

■ Loss, 
 ■ Non-Conf, 
 ■ S Site, 
 ■ H Home 
 ■ A Away 
 N Neutral

Oral Roberts

Through Games Of Sunday, January 29, 2012

Average RPI Win:	194	WON-LOST	WINNING	LAST 12	STRENGTH OF	OPP. STRENGTH	TEAM	ADJ.	CONF.	ADJ CONF.
Average RPI Loss:	129	RECORD	PCT. RANK	GAMES	SCHEDULE	OF SCHEDULE	RPI	RPI	RPI	RPI
DIV. I ONLY	13- 7	86	8- 4	180	133	115	115	16	16	
DIV. I NON-CONF.	5- 5	160	1- 2	130	72	84	84	11	11	
TOTALS	RPI 1-25	RPI 26-50	W-L RECORDS	RPI 51-100	RPI 101-150	RPI 150+				
13- 7	0- 1	0- 1	OVERALL	1- 1	4- 1	8- 3				
8- 2	0- 0	0- 0	HOME	1- 1	2- 0	5- 1				
5- 5	0- 1	0- 1	AWAY	0- 0	2- 1	3- 2				
0- 0	0- 0	0- 0	NEUTRAL	0- 0	0- 0	0- 0				
5- 5	0- 1	0- 1	NON-CONFERENCE	0- 1	2- 0	3- 2				
2- 2	0- 0	0- 0	HOME	0- 1	1- 0	1- 1				
3- 3	0- 1	0- 1	AWAY	0- 0	1- 0	2- 1				
0- 0	0- 0	0- 0	NEUTRAL	0- 0	0- 0	0- 0				
8- 2	0- 0	0- 0	CONFERENCE	1- 0	2- 1	5- 1				
6- 0	0- 0	0- 0	HOME	1- 0	1- 0	4- 0				
2- 2	0- 0	0- 0	AWAY	0- 0	1- 1	1- 1				
0- 0	0- 0	0- 0	NEUTRAL	0- 0	0- 0	0- 0				

RPI S	Opponent	Score	RPI S	Opponent	Score	RPI S	Opponent	Score	RPI S	Opponent	Score	Team's RPI: 115
20	A Kansas	68 85	30	A Arkansas	37 65	61	H Missouri St.	79 85	119	A Wisconsin	80 63	
						73	H South Dakota St.	71 65	129	A South Dakota	66 53	
									148	H UALR	78 63	
									149	A UMKC	79 92	
									149	H UMKC	83 70	
									160	A North Texas	70 60	
									168	H Oakland	62 53	
									169	A Tulsa	57 65	
									203	H Louisiana Tech	92 71	
									213	H Grambling	80 89	
									234	H North Dakota St.	92 66	
									253	A Western Ill.	78 66	
									260	A IUPUI	48 72	
									284	H Southern Utah	109 59	
									287	H IPFW	102 62	
									314	A Houston	76 60	
LAST 12 Division I GAMES:												
149	H UMKC	83 70	73	H South Dakota St.	71 65							
287	H IPFW	102 62	149	A UMKC	79 92							
168	H Oakland	62 53	129	A South Dakota	66 53							
253	A Western Ill.	78 66	20	A Kansas	68 85							
260	A IUPUI	48 72	213	H Grambling	80 89							
234	H North Dakota St.	92 66	148	H UALR	78 63							

Non-Div I Games: Drury 80 53

Oral Roberts

Loss, Non-Conf, S Site, H Home A Away N Neutral

## Oregon

Average RPI Win: 170

Average RPI Loss: 77

WON-LOST

WINNING

LAST 12

Through Games Of Sunday, January 29, 2012

STRENGTH OF

OPP. STRENGTH

TEAM

ADJ.

CONF.

ADJ CONF.

RECORD

PCT. RANK

GAMES

SCHEDULE

OF SCHEDULE

RPI

RPI

RPI

RPI

DIV. I ONLY

11- 10

157

4- 8

93

53

133

133

5

5

DIV. I NON-CONF.

8- 4

89

1- 2

227

178

201

201

6

6

TOTALS

RPI 1-25

RPI 26-50

W-L RECORDS

RPI 51-100

RPI 101-150

RPI 150+

11- 10

0- 1

0- 2

OVERALL

2- 5

2- 1

7- 1

10- 3

0- 0

0- 0

HOME

1- 3

2- 0

7- 0

1- 7

0- 1

0- 2

AWAY

1- 2

0- 1

0- 1

0- 0

0- 0

0- 0

NEUTRAL

0- 0

0- 0

0- 0

8- 4

0- 0

0- 0

NON-CONFERENCE

1- 2

0- 1

7- 1

8- 1

0- 0

0- 0

HOME

1- 1

0- 0

7- 0

0- 3

0- 0

0- 0

AWAY

0- 1

0- 1

0- 1

0- 0

0- 0

0- 0

NEUTRAL

0- 0

0- 0

0- 0

3- 6

0- 1

0- 2

CONFERENCE

1- 3

2- 0

0- 0

2- 2

0- 0

0- 0

HOME

0- 2

2- 0

0- 0

1- 4

0- 1

0- 2

AWAY

1- 1

0- 0

0- 0

0- 0

0- 0

0- 0

NEUTRAL

0- 0

0- 0

0- 0

RPI 1-25

RPI 26-50

RPI 51-100

RPI 101+

Team's RPI: 133

RPI	S	Opponent	Score
4	A	Stanford	70 93

RPI	S	Opponent	Score
32	A	Southern California	73 92
35	A	California	67 90

RPI	S	Opponent	Score
51	H	Arizona St.	49 53
53	A	UCLA	83 62
59	H	Washington St.	47 75
60	H	St. Mary's (CA)	62 72
65	A	Fresno St.	71 81
71	A	Oregon St.	60 67
97	H	Illinois	77 74

RPI	S	Opponent	Score
103	H	Washington	88 86
109	H	Arizona	87 73
118	A	Denver	65 89
152	H	Portland St.	75 71
170	H	Cal St. Northridge	79 75
177	H	Portland	88 78
194	H	Cal Poly	102 93
240	H	Nicholls St.	95 76
246	H	UC Irvine	89 77
276	A	Nevada	74 76
333	H	Weber St.	88 73

LAST 12 Division I GAMES:

71	A	Oregon St.	60 67	4	A	Stanford	70 93
53	A	UCLA	83 62	103	H	Washington	88 86
32	A	Southern California	73 92	59	H	Washington St.	47 75
51	H	Arizona St.	49 53	60	H	St. Mary's (CA)	62 72
109	H	Arizona	87 73	170	H	Cal St. Northridge	79 75
35	A	California	67 90	276	A	Nevada	74 76

Oregon

Oregon

Non-Div I Games:

Oregon

■ Loss, 
 ■ Non-Conf, 
 ■ S Site, 
 ■ H Home 
 ■ A Away 
 N Neutral

## Oregon St.

Through Games Of Sunday, January 29, 2012

Average RPI Win: <b>154</b>	WON-LOST	WINNING	LAST 12	STRENGTH OF	OPP. STRENGTH	TEAM	ADJ.	CONF.	ADJ CONF.
Average RPI Loss: <b>69</b>	RECORD	PCT. RANK	GAMES	SCHEDULE	OF SCHEDULE	RPI	RPI	RPI	RPI
DIV. I ONLY	11- 7	103	5- 6	65	59	71	71	5	5
DIV. I NON-CONF.	7- 2	47	1- 1	155	229	129	129	6	6
TOTALS	RPI 1-25	RPI 26-50	W-L RECORDS	RPI 51-100	RPI 101-150	RPI 150+			
11- 7	0- 1	1- 1	OVERALL	1- 3	5- 1	4- 1			
6- 3	0- 0	0- 0	HOME	1- 2	3- 1	2- 0			
5- 3	0- 1	1- 1	AWAY	0- 1	2- 0	2- 0			
0- 1	0- 0	0- 0	NEUTRAL	0- 0	0- 0	0- 1			
7- 2	0- 0	0- 0	NON-CONFERENCE	0- 1	3- 0	4- 1			
3- 1	0- 0	0- 0	HOME	0- 1	1- 0	2- 0			
4- 0	0- 0	0- 0	AWAY	0- 0	2- 0	2- 0			
0- 1	0- 0	0- 0	NEUTRAL	0- 0	0- 0	0- 1			
4- 5	0- 1	1- 1	CONFERENCE	1- 2	2- 1	0- 0			
3- 2	0- 0	0- 0	HOME	1- 1	2- 1	0- 0			
1- 3	0- 1	1- 1	AWAY	0- 1	0- 0	0- 0			
0- 0	0- 0	0- 0	NEUTRAL	0- 0	0- 0	0- 0			

RPI	S	Opponent	Score	RPI	S	Opponent	Score	RPI	S	Opponent	Score	RPI	S	Opponent	Score
4	A	Stanford	60 <b>67</b>	32	A	Southern California	65 61	51	H	Arizona St.	56 51	103	H	Washington	60 55
				35	A	California	56 <b>73</b>	53	A	UCLA	60 <b>69</b>	109	H	Arizona	56 <b>58</b>
								59	H	Washington St.	54 <b>61</b>	121	A	Eastern Wash.	74 60
								60	H	St. Mary's (CA)	61 <b>81</b>	133	H	Oregon	67 60
												139	A	Pepperdine	63 52
												140	H	Montana St.	83 53
												160	N	North Texas	53 <b>60</b>
												170	H	Cal St. Northridge	83 63
												214	A	Rice	63 57
												284	H	Southern Utah	90 40
												303	A	CSU Bakersfield	85 62
LAST 12 Division I GAMES:															
133	H	Oregon	67 60	35	A	California	56 <b>73</b>	59	H	Washington St.	54 <b>61</b>	103	H	Washington	60 55
32	A	Southern California	65 61	53	A	UCLA	60 <b>69</b>	60	H	St. Mary's (CA)	61 <b>81</b>	303	A	CSU Bakersfield	85 62
53	A	UCLA	60 <b>69</b>	109	H	Arizona	56 <b>58</b>	139	A	Pepperdine	63 52				
109	H	Arizona	56 <b>58</b>	51	H	Arizona St.	56 51								
51	H	Arizona St.	56 51	4	A	Stanford	60 <b>67</b>								

Non-Div I Games: Corban 79 47 Western Ore. 96 32

Oregon St.

Loss, Non-Conf, S Site, H Home A Away N Neutral

## Pacific

Through Games Of Sunday, January 29, 2012

Average RPI Win:	219	WON-LOST	WINNING	LAST 12	STRENGTH OF	OPP. STRENGTH	TEAM	ADJ.	CONF.	ADJ CONF.
Average RPI Loss:	117	RECORD	PCT. RANK	GAMES	SCHEDULE	OF SCHEDULE	RPI	RPI	RPI	RPI
DIV. I ONLY	11- 9	135	7- 5	118	176	123	123	21	21	
DIV. I NON-CONF.	7- 5	122	3- 1	48	100	73	73	20	20	
TOTALS	RPI 1-25	RPI 26-50	W-L RECORDS	RPI 51-100	RPI 101-150	RPI 150+				
11- 9	0- 1	1- 0	OVERALL	0- 2	1- 3	9- 3				
7- 2	0- 0	1- 0	HOME	0- 1	1- 0	5- 1				
4- 7	0- 1	0- 0	AWAY	0- 1	0- 3	4- 2				
0- 0	0- 0	0- 0	NEUTRAL	0- 0	0- 0	0- 0				
7- 5	0- 1	1- 0	NON-CONFERENCE	0- 2	1- 2	5- 0				
5- 1	0- 0	1- 0	HOME	0- 1	1- 0	3- 0				
2- 4	0- 1	0- 0	AWAY	0- 1	0- 2	2- 0				
0- 0	0- 0	0- 0	NEUTRAL	0- 0	0- 0	0- 0				
4- 4	0- 0	0- 0	CONFERENCE	0- 0	0- 1	4- 3				
2- 1	0- 0	0- 0	HOME	0- 0	0- 0	2- 1				
2- 3	0- 0	0- 0	AWAY	0- 0	0- 1	2- 2				
0- 0	0- 0	0- 0	NEUTRAL	0- 0	0- 0	0- 0				

RPI 1-25				RPI 26-50				RPI 51-100				RPI 101+ Team's RPI: 123			
RPI	S	Opponent	Score	RPI	S	Opponent	Score	RPI	S	Opponent	Score	RPI	S	Opponent	Score
3	A	Connecticut	53 112	40	H	Florida	78 73	60	H	St. Mary's (CA)	67 68	101	A	San Diego	57 77
								65	A	Fresno St.	52 61	104	A	UC Davis	51 59
												110	A	Fairfield	47 56
												121	H	Eastern Wash.	69 60
												167	H	Seattle	81 79
												170	H	Cal St. Northridge	68 72
												194	A	Cal Poly	64 74
												200	H	SIU Edwardsville	78 68
												211	A	UC Santa Barbara	52 48
												237	H	Cal St. Fullerton	72 67
												246	A	UC Irvine	75 77
												262	H	Long Beach St.	93 56
												276	A	Nevada	75 70
												292	A	UC Riverside	80 59
												295	H	Air Force	95 59
												303	A	CSU Bakersfield	96 73
LAST 12 Division I GAMES:															
211	A	UC Santa Barbara	52 48	292	A	UC Riverside	80 59								
194	A	Cal Poly	64 74	246	A	UC Irvine	75 77								
104	A	UC Davis	51 59	237	H	Cal St. Fullerton	72 67								
167	H	Seattle	81 79	295	H	Air Force	95 59								
170	H	Cal St. Northridge	68 72	121	H	Eastern Wash.	69 60								
262	H	Long Beach St.	93 56	65	A	Fresno St.	52 61								

Non-Div I Games:

Pacific

■ Loss, 
 ■ Non-Conf, 
 S Site, 
 ■ Home 
 ■ Away 
 N Neutral



Average RPI Win:	261	WON-LOST	WINNING	LAST 12	STRENGTH OF	OPP. STRENGTH	TEAM	ADJ.	CONF.	ADJ CONF.
Average RPI Loss:	107	RECORD	PCT. RANK	GAMES	SCHEDULE	OF SCHEDULE	RPI	RPI	RPI	RPI
DIV. I ONLY	8- 9	195	4- 8	198	151	201	201	15	15	
DIV. I NON-CONF.	7- 7	160	3- 6	172	180	194	194	18	18	
TOTALS	RPI 1-25	RPI 26-50	W-L RECORDS	RPI 51-100	RPI 101-150	RPI 150+				
8- 9	0- 3	0- 2	OVERALL	1- 0	0- 2	7- 2				
6- 3	0- 1	0- 0	HOME	1- 0	0- 0	5- 2				
1- 6	0- 2	0- 2	AWAY	0- 0	0- 2	1- 0				
1- 0	0- 0	0- 0	NEUTRAL	0- 0	0- 0	1- 0				
7- 7	0- 2	0- 2	NON-CONFERENCE	1- 0	0- 2	6- 1				
5- 1	0- 0	0- 0	HOME	1- 0	0- 0	4- 1				
1- 6	0- 2	0- 2	AWAY	0- 0	0- 2	1- 0				
1- 0	0- 0	0- 0	NEUTRAL	0- 0	0- 0	1- 0				
1- 2	0- 1	0- 0	CONFERENCE	0- 0	0- 0	1- 1				
1- 2	0- 1	0- 0	HOME	0- 0	0- 0	1- 1				
0- 0	0- 0	0- 0	AWAY	0- 0	0- 0	0- 0				
0- 0	0- 0	0- 0	NEUTRAL	0- 0	0- 0	0- 0				

RPI 1-25				RPI 26-50				RPI 51-100				RPI 101+ Team's RPI: 201			
RPI	S	Opponent	Score	RPI	S	Opponent	Score	RPI	S	Opponent	Score	RPI	S	Opponent	Score
5	A	Notre Dame	38 69	49	A	Saint Joseph's	34 42	76	H	Drexel	67 65	116	A	San Diego St.	37 51
15	A	Villanova	30 52	50	A	Temple	47 72					136	A	La Salle	47 58
25	H	Princeton	48 83									247	H	Cornell	53 67
												248	H	Rider	66 57
												263	H	Army	70 60
												266	A	Niagara	55 41
												267	H	Lafayette	49 39
												297	N	UNC Greensboro	47 36
												321	H	NJIT	48 52
												335	H	Columbia	75 50
												337	H	St. Francis (NY)	70 61
LAST 12 Division I GAMES:															
247	H	Cornell	53 67	25	H	Princeton	48 83								
335	H	Columbia	75 50	116	A	San Diego St.	37 51								
50	A	Temple	47 72	297	N	UNC Greensboro	47 36								
15	A	Villanova	30 52	76	H	Drexel	67 65								
49	A	Saint Joseph's	34 42	263	H	Army	70 60								
321	H	NJIT	48 52	5	A	Notre Dame	38 69								

Non-Div I Games:

Penn

■ Loss, 
 ■ Non-Conf, 
 S Site, 
 ■ Home 
 ■ Away 
 N Neutral

Team Totals				Through Games of Sunday, January 19, 1914						
Average RPI Win:	126	WON-LOST	WINNING	LAST 12	STRENGTH OF	OPP. STRENGTH	TEAM	ADJ.	CONF.	ADJ CONF.
Average RPI Loss:	52	RECORD	PCT. RANK	GAMES	SCHEDULE	OF SCHEDULE	RPI	RPI	RPI	RPI
DIV. I ONLY	16- 5	35	9- 3	52	38	26	26	4	4	
DIV. I NON-CONF.	10- 2	33	3- 0	108	60	41	41	3	3	
-----										
TOTALS	RPI 1-25	RPI 26-50		W-L RECORDS		RPI 51-100	RPI 101-150	RPI 150+		
16- 5	2- 1	2- 2		OVERALL		5- 2	2- 0	5- 0		
8- 2	1- 0	0- 1		HOME		3- 1	1- 0	3- 0		
7- 3	1- 1	2- 1		AWAY		1- 1	1- 0	2- 0		
1- 0	0- 0	0- 0		NEUTRAL		1- 0	0- 0	0- 0		
10- 2	0- 1	1- 1		NON-CONFERENCE		3- 0	1- 0	5- 0		
6- 0	0- 0	0- 0		HOME		2- 0	1- 0	3- 0		
3- 2	0- 1	1- 1		AWAY		0- 0	0- 0	2- 0		
1- 0	0- 0	0- 0		NEUTRAL		1- 0	0- 0	0- 0		
6- 3	2- 0	1- 1		CONFERENCE		2- 2	1- 0	0- 0		
2- 2	1- 0	0- 1		HOME		1- 1	0- 0	0- 0		
4- 1	1- 0	1- 0		AWAY		1- 1	1- 0	0- 0		
0- 0	0- 0	0- 0		NEUTRAL		0- 0	0- 0	0- 0		

RPI 1-25				RPI 26-50				Team's RPI: 26	RPI 51-100				RPI 101+			
RPI	S	Opponent	Score	RPI	S	Opponent	Score		RPI	S	Opponent	Score	RPI	S	Opponent	Score
6	A	Delaware	71 80	29	A	Nebraska	93 73		54	H	Middle Tenn.	65 49	114	H	North Carolina	103 84
22	A	Michigan	77 56	29	H	Nebraska	63 71		57	N	Iowa St.	66 59	119	A	Wisconsin	82 49
22	H	Michigan	78 63	39	A	South Carolina	55 50		58	H	Iowa	68 52	155	H	Virginia Tech	66 28
				48	A	Texas Tech	66 70		59	H	Washington St.	72 60	241	H	Md.-East. Shore	76 51
									88	A	Michigan St.	77 83	276	A	Nevada	103 65
									88	H	Michigan St.	65 75	332	H	Wagner	103 42
									97	A	Illinois	71 65	339	A	Bucknell	78 54
LAST 12 Division I GAMES:																
88	A	Michigan St.	77 83	88	H	Michigan St.	65 75									
22	A	Michigan	77 56	119	A	Wisconsin	82 49									
58	H	Iowa	68 52	29	H	Nebraska	63 71									
97	A	Illinois	71 65	339	A	Bucknell	78 54									
29	A	Nebraska	93 73	332	H	Wagner	103 42									
22	H	Michigan	78 63	241	H	Md.-East. Shore	76 51									

Non-Div I Games:

Penn St.

# Pepperdine

Through Games Of Sunday, January 29, 2012

Average RPI Win:	214	WON-LOST	WINNING	LAST 12	STRENGTH OF	OPP. STRENGTH	TEAM	ADJ.	CONF.	ADJ CONF.
Average RPI Loss:	104	RECORD	PCT. RANK	GAMES	SCHEDULE	OF SCHEDULE	RPI	RPI	RPI	RPI
DIV. I ONLY	10- 10	165	5- 7	144	97	139	139	9	9	
DIV. I NON-CONF.	5- 6	190	0- 3	171	112	147	147	9	9	
TOTALS	RPI 1-25	RPI 26-50	W-L RECORDS	RPI 51-100	RPI 101-150	RPI 150+				
10- 10	0- 1	0- 3	OVERALL	1- 2	0- 1	9- 3				
5- 3	0- 0	0- 2	HOME	1- 1	0- 0	4- 0				
4- 7	0- 1	0- 1	AWAY	0- 1	0- 1	4- 3				
1- 0	0- 0	0- 0	NEUTRAL	0- 0	0- 0	1- 0				
5- 6	0- 1	0- 1	NON-CONFERENCE	1- 1	0- 0	4- 3				
2- 2	0- 0	0- 1	HOME	1- 1	0- 0	1- 0				
2- 4	0- 1	0- 0	AWAY	0- 0	0- 0	2- 3				
1- 0	0- 0	0- 0	NEUTRAL	0- 0	0- 0	1- 0				
5- 4	0- 0	0- 2	CONFERENCE	0- 1	0- 1	5- 0				
3- 1	0- 0	0- 1	HOME	0- 0	0- 0	3- 0				
2- 3	0- 0	0- 1	AWAY	0- 1	0- 1	2- 0				
0- 0	0- 0	0- 0	NEUTRAL	0- 0	0- 0	0- 0				

RPI	S	Opponent	Score	RPI	S	Opponent	Score	RPI	S	Opponent	Score	RPI	S	Opponent	Score	Team's RPI: 139
2	A	Tennessee	57 89	31	H	Gonzaga	50 79	60	A	St. Mary's (CA)	43 56	101	A	San Diego	39 70	
				32	H	Southern California	71 75	65	H	Fresno St.	81 78	170	H	Cal St. Northridge	68 64	
				46	A	BYU	56 80	71	H	Oregon St.	52 63	177	H	Portland	66 63	
												194	A	Cal Poly	80 78	
												196	A	Santa Clara	62 56	
												196	H	Santa Clara	67 57	
												211	A	UC Santa Barbara	44 54	
												237	A	Cal St. Fullerton	51 65	
												251	A	Boise St.	57 68	
												259	A	San Francisco	85 69	
												259	H	San Francisco	77 64	
												302	A	New Mexico	59 56	
												322	N	Idaho	57 48	
LAST 12 Division I GAMES:																
101	A	San Diego	39 70	31	H	Gonzaga	50 79	196	A	Santa Clara	62 56	259	A	San Francisco	85 69	
60	A	St. Mary's (CA)	43 56	32	H	Southern California	71 75	211	A	UC Santa Barbara	44 54	259	H	San Francisco	77 64	
259	H	San Francisco	77 64	46	A	BYU	56 80	322	N	Idaho	57 48	302	A	New Mexico	59 56	
196	H	Santa Clara	67 57	177	H	Portland	66 63									
46	A	BYU	56 80													
177	H	Portland	66 63													

Non-Div I Games:

Pepperdine

Loss, Non-Conf, S Site, H Home A Away N Neutral

Average RPI Win:	197	WON-LOST	WINNING	LAST 12	STRENGTH OF	OPP. STRENGTH	TEAM	ADJ.	CONF.	ADJ CONF.
Average RPI Loss:	53	RECORD	PCT. RANK	GAMES	SCHEDULE	OF SCHEDULE	RPI	RPI	RPI	RPI
DIV. I ONLY	8- 13	229	4- 8	40	44	151	151	2	2	
DIV. I NON-CONF.	8- 5	106	4- 1	112	93	219	219	2	2	
TOTALS	RPI 1-25	RPI 26-50	W-L RECORDS	RPI 51-100	RPI 101-150	RPI 150+				
8- 13	0- 6	0- 0	OVERALL	1- 5	1- 2	6- 0				
6- 7	0- 2	0- 0	HOME	0- 4	1- 1	5- 0				
0- 6	0- 4	0- 0	AWAY	0- 1	0- 1	0- 0				
2- 0	0- 0	0- 0	NEUTRAL	1- 0	0- 0	1- 0				
8- 5	0- 1	0- 0	NON-CONFERENCE	1- 3	1- 1	6- 0				
6- 3	0- 0	0- 0	HOME	0- 3	1- 0	5- 0				
0- 2	0- 1	0- 0	AWAY	0- 0	0- 1	0- 0				
2- 0	0- 0	0- 0	NEUTRAL	1- 0	0- 0	1- 0				
0- 8	0- 5	0- 0	CONFERENCE	0- 2	0- 1	0- 0				
0- 4	0- 2	0- 0	HOME	0- 1	0- 1	0- 0				
0- 4	0- 3	0- 0	AWAY	0- 1	0- 0	0- 0				
0- 0	0- 0	0- 0	NEUTRAL	0- 0	0- 0	0- 0				

RPI	S	Opponent	Score	RPI	S	Opponent	Score	RPI	S	Opponent	Score	RPI	S	Opponent	Score	Team's RPI: 151
5	A	Notre Dame	44 120					63	H	Duquesne	57 70	124	H	Syracuse	60 83	
8	A	Duke	43 92					72	H	West Virginia	43 54	126	A	High Point	75 82	
10	H	Rutgers	39 63					74	A	Providence	50 66	145	H	Central Mich.	77 70	
15	A	Villanova	62 70					75	H	Hampton	37 60	161	H	Saint Francis (PA)	78 50	
21	A	DePaul	83 86					76	H	Drexel	50 71	181	N	Indiana	77 72	
24	H	Georgetown	54 82					88	N	Michigan St.	64 54	217	H	Loyola Maryland	65 59	
												221	H	Mt. St. Mary's	58 45	
												267	H	Lafayette	74 69	
												296	H	Valparaiso	65 56	
LAST 12 Division I GAMES:																
74	A	Providence	50 66	15	A	Villanova	62 70									
72	H	West Virginia	43 54	267	H	Lafayette	74 69									
5	A	Notre Dame	44 120	63	H	Duquesne	57 70									
21	A	DePaul	83 86	88	N	Michigan St.	64 54									
10	H	Rutgers	39 63	181	N	Indiana	77 72									
124	H	Syracuse	60 83	296	H	Valparaiso	65 56									

Non-Div I Games:

Pittsburgh

■ Loss, 
 ■ Non-Conf, S Site, 
 ■ Home 
 ■ Away 
 N Neutral

Average RPI Win:	200	WON-LOST	WINNING	LAST 12	STRENGTH OF	OPP. STRENGTH	TEAM	ADJ.	CONF.	ADJ CONF.
Average RPI Loss:	103	RECORD	PCT. RANK	GAMES	SCHEDULE	OF SCHEDULE	RPI	RPI	RPI	RPI
DIV. I ONLY	8- 15	254	3- 9	49	129	177	177	9	9	
DIV. I NON-CONF.	7- 7	160	2- 1	39	191	184	184	9	9	
TOTALS	RPI 1-25	RPI 26-50	W-L RECORDS	RPI 51-100	RPI 101-150	RPI 150+				
8- 15	0- 2	0- 3	OVERALL	0- 1	1- 6	7- 3				
6- 7	0- 1	0- 2	HOME	0- 1	0- 2	6- 1				
1- 7	0- 0	0- 1	AWAY	0- 0	0- 4	1- 2				
1- 1	0- 1	0- 0	NEUTRAL	0- 0	1- 0	0- 0				
7- 7	0- 2	0- 0	NON-CONFERENCE	0- 0	1- 4	6- 1				
5- 3	0- 1	0- 0	HOME	0- 0	0- 2	5- 0				
1- 3	0- 0	0- 0	AWAY	0- 0	0- 2	1- 1				
1- 1	0- 1	0- 0	NEUTRAL	0- 0	1- 0	0- 0				
1- 8	0- 0	0- 3	CONFERENCE	0- 1	0- 2	1- 2				
1- 4	0- 0	0- 2	HOME	0- 1	0- 0	1- 1				
0- 4	0- 0	0- 1	AWAY	0- 0	0- 2	0- 1				
0- 0	0- 0	0- 0	NEUTRAL	0- 0	0- 0	0- 0				

RPI 1-25				RPI 26-50				RPI 51-100				RPI 101+ Team's RPI: 177			
RPI	S	Opponent	Score	RPI	S	Opponent	Score	RPI	S	Opponent	Score	RPI	S	Opponent	Score
16	H	Louisville	42 71	31	H	Gonzaga	65 80	60	H	St. Mary's (CA)	71 75	101	A	San Diego	66 72
21	N	DePaul	64 99	46	A	BYU	55 76					103	A	Washington	49 61
				46	H	BYU	53 79					116	N	San Diego St.	59 58
												121	H	Eastern Wash.	60 76
												133	A	Oregon	78 88
												139	A	Pepperdine	63 66
												140	H	Montana St.	53 66
												152	H	Portland St.	62 54
												167	A	Seattle	55 69
												170	H	Cal St. Northridge	73 66
												191	H	Montana	55 46
												196	A	Santa Clara	63 78
												215	A	Hawaii	82 64
												232	H	Loyola Marymount	60 68
												246	H	UC Irvine	64 56
												251	H	Boise St.	83 56
												259	H	San Francisco	78 76
LAST 12 Division I GAMES:															
232	H	Loyola Marymount	60 68	196	A	Santa Clara	63 78								
46	A	BYU	55 76	46	H	BYU	53 79								
101	A	San Diego	66 72	31	H	Gonzaga	65 80								
259	H	San Francisco	78 76	170	H	Cal St. Northridge	73 66								
60	H	St. Mary's (CA)	71 75	251	H	Boise St.	83 56								
139	A	Pepperdine	63 66	16	H	Louisville	42 71								

Non-Div I Games:

Portland

■ Loss, 
■ Non-Conf, S Site, 
■ Home 
■ Away 
N Neutral

Average RPI Win:	218	WON-LOST	WINNING	LAST 12	STRENGTH OF	OPP. STRENGTH	TEAM	ADJ.	CONF.	ADJ CONF.
Average RPI Loss:	135	RECORD	PCT. RANK	GAMES	SCHEDULE	OF SCHEDULE	RPI	RPI	RPI	RPI
DIV. I ONLY	9- 9	165	5- 6	182	140	152	152	17	17	
DIV. I NON-CONF.	6- 4	116	2- 1	201	111	152	152	15	15	
TOTALS	RPI 1-25	RPI 26-50	W-L RECORDS	RPI 51-100	RPI 101-150	RPI 150+				
9- 9	0- 0	0- 1	OVERALL	0- 1	2- 4	7- 3				
4- 2	0- 0	0- 0	HOME	0- 0	0- 2	4- 0				
3- 7	0- 0	0- 1	AWAY	0- 1	0- 2	3- 3				
2- 0	0- 0	0- 0	NEUTRAL	0- 0	2- 0	0- 0				
6- 4	0- 0	0- 1	NON-CONFERENCE	0- 0	2- 1	4- 2				
3- 0	0- 0	0- 0	HOME	0- 0	0- 0	3- 0				
1- 4	0- 0	0- 1	AWAY	0- 0	0- 1	1- 2				
2- 0	0- 0	0- 0	NEUTRAL	0- 0	2- 0	0- 0				
3- 5	0- 0	0- 0	CONFERENCE	0- 1	0- 3	3- 1				
1- 2	0- 0	0- 0	HOME	0- 0	0- 2	1- 0				
2- 3	0- 0	0- 0	AWAY	0- 1	0- 1	2- 1				
0- 0	0- 0	0- 0	NEUTRAL	0- 0	0- 0	0- 0				

RPI S	Opponent	Score	RPI S	Opponent	Score	RPI S	Opponent	Score	RPI S	Opponent	Score	Team's RPI: 152
			31 A	Gonzaga	69 99	64 A	Idaho St.	63 78	104 N	UC Davis	68 57	
									118 N	Denver	70 66	
									121 H	Eastern Wash.	67 75	
									133 A	Oregon	71 75	
									140 A	Montana St.	50 70	
									140 H	Montana St.	83 95	
									162 H	Northern Colo.	62 61	
									177 A	Portland	54 62	
									191 A	Montana	56 78	
									211 H	UC Santa Barbara	65 51	
									215 A	Hawaii	66 78	
									232 A	Loyola Marymount	70 55	
									246 H	UC Irvine	80 76	
									276 H	Nevada	80 73	
									282 A	Northern Ariz.	84 74	
									333 A	Weber St.	66 56	
LAST 12 Division I GAMES:												
191 A	Montana	56 78	282 A	Northern Ariz.	84 74							
140 A	Montana St.	50 70	140 H	Montana St.	83 95							
121 H	Eastern Wash.	67 75	118 N	Denver	70 66							
64 A	Idaho St.	63 78	104 N	UC Davis	68 57							
162 H	Northern Colo.	62 61	215 A	Hawaii	66 78							
333 A	Weber St.	66 56	232 A	Loyola Marymount	70 55							

Non-Div I Games: Corban 90 48 Western Ore. 78 58

Portland St.

Prairie View

Through Games Of Sunday, January 29, 2012

Average RPI Win:	256	WON-LOST	WINNING	LAST 12	STRENGTH OF	OPP. STRENGTH	TEAM	ADJ.	CONF.	ADJ CONF.
Average RPI Loss:	162	RECORD	PCT. RANK	GAMES	SCHEDULE	OF SCHEDULE	RPI	RPI	RPI	RPI
DIV. I ONLY	6- 12	255	5- 6	299	171	293	293	32	32	
DIV. I NON-CONF.	2- 8	293	1- 2	123	41	216	216	17	17	
TOTALS	RPI 1-25	RPI 26-50	W-L RECORDS	RPI 51-100	RPI 101-150	RPI 150+				
6- 12	0- 2	0- 1	OVERALL	0- 3	0- 0	6- 6				
3- 3	0- 0	0- 0	HOME	0- 0	0- 0	3- 3				
1- 4	0- 1	0- 1	AWAY	0- 0	0- 0	1- 2				
2- 5	0- 1	0- 0	NEUTRAL	0- 3	0- 0	2- 1				
2- 8	0- 2	0- 1	NON-CONFERENCE	0- 3	0- 0	2- 2				
1- 1	0- 0	0- 0	HOME	0- 0	0- 0	1- 1				
0- 2	0- 1	0- 1	AWAY	0- 0	0- 0	0- 0				
1- 5	0- 1	0- 0	NEUTRAL	0- 3	0- 0	1- 1				
4- 4	0- 0	0- 0	CONFERENCE	0- 0	0- 0	4- 4				
2- 2	0- 0	0- 0	HOME	0- 0	0- 0	2- 2				
1- 2	0- 0	0- 0	AWAY	0- 0	0- 0	1- 2				
1- 0	0- 0	0- 0	NEUTRAL	0- 0	0- 0	1- 0				

RPI 1-25				RPI 26-50				RPI 51-100				RPI 101+ Team's RPI: 293			
RPI	S	Opponent	Score	RPI	S	Opponent	Score	RPI	S	Opponent	Score	RPI	S	Opponent	Score
13	A	Miami (FL)	26 107	41	A	St. John's (NY)	50 66	59	N	Washington St.	52 90	158	H	Mississippi Val.	61 56
22	N	Michigan	53 59					81	N	Marquette	51 71	203	N	Louisiana Tech	83 89
								94	N	UNLV	60 73	213	N	Grambling	68 55
												214	H	Rice	61 58
												235	H	Southern U.	53 58
												239	H	Alcorn St.	54 59
												303	N	CSU Bakersfield	69 64
												308	A	Alabama St.	53 67
												315	H	Ark.-Pine Bluff	102 51
												320	H	Northwestern St.	69 79
												325	A	Jackson St.	46 48
												331	A	Texas Southern	64 43
LAST 12 Division I GAMES:															
308	A	Alabama St.	53 67	239	H	Alcorn St.	54 59								
315	H	Ark.-Pine Bluff	102 51	235	H	Southern U.	53 58								
158	H	Mississippi Val.	61 56	203	N	Louisiana Tech	83 89								
213	N	Grambling	68 55	41	A	St. John's (NY)	50 66								
325	A	Jackson St.	46 48	303	N	CSU Bakersfield	69 64								
331	A	Texas Southern	64 43	94	N	UNLV	60 73								

Non-Div I Games: Texas Wesleyan 69 57

Prairie View

Loss, Non-Conf, S Site, H Home A Away N Neutral

Presbyterian

Through Games Of Sunday, January 29, 2012

Average RPI Win:	306	WON-LOST	WINNING	LAST 12	STRENGTH OF	OPP. STRENGTH	TEAM	ADJ.	CONF.	ADJ CONF.
Average RPI Loss:	175	RECORD	PCT. RANK	GAMES	SCHEDULE	OF SCHEDULE	RPI	RPI	RPI	RPI
DIV. I ONLY	5- 11	269	3- 7	278	332	291	291	27	27	
DIV. I NON-CONF.	3- 5	226	1- 1	217	299	262	262	31	31	
TOTALS	RPI 1-25	RPI 26-50	W-L RECORDS	RPI 51-100	RPI 101-150	RPI 150+				
5- 11	0- 0	0- 1	OVERALL	0- 1	0- 2	5- 7				
3- 3	0- 0	0- 0	HOME	0- 0	0- 0	3- 3				
2- 8	0- 0	0- 1	AWAY	0- 1	0- 2	2- 4				
0- 0	0- 0	0- 0	NEUTRAL	0- 0	0- 0	0- 0				
3- 5	0- 0	0- 1	NON-CONFERENCE	0- 1	0- 1	3- 2				
1- 1	0- 0	0- 0	HOME	0- 0	0- 0	1- 1				
2- 4	0- 0	0- 1	AWAY	0- 1	0- 1	2- 1				
0- 0	0- 0	0- 0	NEUTRAL	0- 0	0- 0	0- 0				
2- 6	0- 0	0- 0	CONFERENCE	0- 0	0- 1	2- 5				
2- 2	0- 0	0- 0	HOME	0- 0	0- 0	2- 2				
0- 4	0- 0	0- 0	AWAY	0- 0	0- 1	0- 3				
0- 0	0- 0	0- 0	NEUTRAL	0- 0	0- 0	0- 0				

RPI 1-25			RPI 26-50			RPI 51-100			RPI 101+			Team's RPI: 291
RPI	S	Opponent	Score	RPI	S	Opponent	Score	RPI	S	Opponent	Score	
				39	A	South Carolina	24 52	93	A	Charlotte	42 58	
										114	A	North Carolina 38 61
										142	A	Liberty 39 59
										172	A	Alabama 47 65
										173	H	Furman 47 63
										188	H	Campbell 44 53
										207	A	Charleston So. 67 76
										233	H	Winthrop 62 70
										243	A	South Carolina St. 53 50
										265	A	Radford 29 53
										294	A	Coastal Caro. 49 52
										301	A	S.C. Upstate 72 64
										319	H	Gardner-Webb 54 43
										327	H	UNC Asheville 62 54
										342	H	N.C. Central 64 48
LAST 12 Division I GAMES:												
				188	H	Campbell	44 53	294	A	Coastal Caro.	49 52	
				265	A	Radford	29 53	207	A	Charleston So.	67 76	
				142	A	Liberty	39 59	172	A	Alabama	47 65	
				327	H	UNC Asheville	62 54	301	A	S.C. Upstate	72 64	
				319	H	Gardner-Webb	54 43	342	H	N.C. Central	64 48	
				233	H	Winthrop	62 70	39	A	South Carolina	24 52	

Non-Div I Games: Columbia (SC) 92 45 Montreat 84 44 Allen 65 28

Presbyterian

Loss, Non-Conf, S Site, H Home A Away N Neutral



Average RPI Win:	153	WON-LOST	WINNING	LAST 12	STRENGTH OF	OPP. STRENGTH	TEAM	ADJ.	CONF.	ADJ CONF.
Average RPI Loss:	64	RECORD	PCT. RANK	GAMES	SCHEDULE	OF SCHEDULE	RPI	RPI	RPI	RPI
DIV. I ONLY	13- 4	34	8- 4	36	83	25	25	15	15	
DIV. I NON-CONF.	10- 4	81	5- 4	9	30	13	13	18	18	
TOTALS	RPI 1-25	RPI 26-50	W-L RECORDS	RPI 51-100	RPI 101-150	RPI 150+				
13- 4	1- 3	3- 0	OVERALL	1- 0	2- 0	6- 1				
6- 2	1- 2	2- 0	HOME	0- 0	1- 0	2- 0				
7- 2	0- 1	1- 0	AWAY	1- 0	1- 0	4- 1				
0- 0	0- 0	0- 0	NEUTRAL	0- 0	0- 0	0- 0				
10- 4	1- 3	3- 0	NON-CONFERENCE	1- 0	2- 0	3- 1				
4- 2	1- 2	2- 0	HOME	0- 0	1- 0	0- 0				
6- 2	0- 1	1- 0	AWAY	1- 0	1- 0	3- 1				
0- 0	0- 0	0- 0	NEUTRAL	0- 0	0- 0	0- 0				
3- 0	0- 0	0- 0	CONFERENCE	0- 0	0- 0	3- 0				
2- 0	0- 0	0- 0	HOME	0- 0	0- 0	2- 0				
1- 0	0- 0	0- 0	AWAY	0- 0	0- 0	1- 0				
0- 0	0- 0	0- 0	NEUTRAL	0- 0	0- 0	0- 0				

RPI	S	Opponent	Score	RPI	S	Opponent	Score	RPI	S	Opponent	Score	RPI	S	Opponent	Score
4	A	Stanford	66 85	38	A	Hofstra	74 69	76	A	Drexel	63 51	125	H	Davidson	53 44
6	H	Delaware	70 81	47	H	Marist	68 51					144	A	UMBC	56 41
15	H	Villanova	56 41	49	H	Saint Joseph's	79 62					196	A	Santa Clara	77 61
21	H	DePaul	67 78									201	A	Penn	83 48
												225	A	Navy	52 65
												247	H	Cornell	64 35
												248	A	Rider	75 55
												267	A	Lafayette	87 47
												335	H	Columbia	94 35
LAST 12 Division I GAMES:															
335	H	Columbia	94 35	4	A	Stanford	66 85								
247	H	Cornell	64 35	21	H	DePaul	67 78								
201	A	Penn	83 48	225	A	Navy	52 65								
76	A	Drexel	63 51	144	A	UMBC	56 41								
38	A	Hofstra	74 69	6	H	Delaware	70 81								
196	A	Santa Clara	77 61	248	A	Rider	75 55								

Non-Div I Games:

Princeton

## Providence

## Through Games Of Sunday, January 29, 2012

Average RPI Win:	149	WON-LOST	WINNING	LAST 12	STRENGTH OF	OPP. STRENGTH	TEAM	ADJ.	CONF.	ADJ CONF.
Average RPI Loss:	79	RECORD	PCT. RANK	GAMES	SCHEDULE	OF SCHEDULE	RPI	RPI	RPI	RPI
DIV. I ONLY	12- 9	127	8- 4	63	40	74	74	2	2	
DIV. I NON-CONF.	8- 5	106	4- 1	157	123	127	127	2	2	
TOTALS	RPI 1-25	RPI 26-50	W-L RECORDS	RPI 51-100	RPI 101-150	RPI 150+				
12- 9	1- 4	0- 2	OVERALL	3- 1	1- 0	7- 2				
7- 3	1- 2	0- 1	HOME	2- 0	0- 0	4- 0				
4- 6	0- 2	0- 1	AWAY	1- 1	0- 0	3- 2				
1- 0	0- 0	0- 0	NEUTRAL	0- 0	1- 0	0- 0				
8- 5	0- 1	0- 1	NON-CONFERENCE	1- 1	1- 0	6- 2				
4- 2	0- 1	0- 1	HOME	1- 0	0- 0	3- 0				
3- 3	0- 0	0- 0	AWAY	0- 1	0- 0	3- 2				
1- 0	0- 0	0- 0	NEUTRAL	0- 0	1- 0	0- 0				
4- 4	1- 3	0- 1	CONFERENCE	2- 0	0- 0	1- 0				
3- 1	1- 1	0- 0	HOME	1- 0	0- 0	1- 0				
1- 3	0- 2	0- 1	AWAY	1- 0	0- 0	0- 0				
0- 0	0- 0	0- 0	NEUTRAL	0- 0	0- 0	0- 0				

RPI S	Opponent	Score	RPI S	Opponent	Score	RPI S	Opponent	Score	RPI S	Opponent	Score
3	A Connecticut	35 96	41	A St. John's (NY)	41 57	72	H West Virginia	51 48	110	N Fairfield	75 43
6	H Delaware	47 68	44	H Virginia	38 55	78	A Boston U.	62 65	151	H Pittsburgh	66 50
15	H Villanova	42 69				81	A Marquette	52 50	163	H Harvard	71 60
16	A Louisville	48 64				100	H Hartford	63 46	168	A Oakland	51 50
21	H DePaul	60 52							190	A Brown	57 70
									199	A Akron	78 65
									215	A Massachusetts	66 45
									224	H Clemson	73 63
									280	H Dartmouth	63 48
									318	A Rhode Island	43 52
LAST 12 Division I GAMES:											
151	H Pittsburgh	66 50	41	A St. John's (NY)	41 57	100	H Hartford	63 46			
81	A Marquette	52 50				199	A Akron	78 65			
16	A Louisville	48 64				224	H Clemson	73 63			
72	H West Virginia	51 48				6	H Delaware	47 68			
3	A Connecticut	35 96				215	A Massachusetts	66 45			
21	H DePaul	60 52									

Non-Div I Games:

Providence

■ Loss, 
■ Non-Conf, 
■ S Site, 
■ H Home 
■ A Away 
N Neutral

Average RPI Win:	123	WON-LOST	WINNING	LAST 12	STRENGTH OF	OPP. STRENGTH	TEAM	ADJ.	CONF.	ADJ CONF.
Average RPI Loss:	54	RECORD	PCT. RANK	GAMES	SCHEDULE	OF SCHEDULE	RPI	RPI	RPI	RPI
DIV. I ONLY	18- 4	20	11- 1	61	7	17	17	4	4	
DIV. I NON-CONF.	10- 3	49	3- 0	24	23	11	11	3	3	
TOTALS	RPI 1-25	RPI 26-50	W-L RECORDS	RPI 51-100	RPI 101-150	RPI 150+				
18- 4	2- 2	1- 0	OVERALL	6- 1	4- 1	5- 0				
10- 1	1- 1	0- 0	HOME	2- 0	3- 0	4- 0				
6- 3	0- 1	0- 0	AWAY	4- 1	1- 1	1- 0				
2- 0	1- 0	1- 0	NEUTRAL	0- 0	0- 0	0- 0				
10- 3	2- 2	1- 0	NON-CONFERENCE	2- 0	1- 1	4- 0				
6- 1	1- 1	0- 0	HOME	0- 0	1- 0	4- 0				
2- 2	0- 1	0- 0	AWAY	2- 0	0- 1	0- 0				
2- 0	1- 0	1- 0	NEUTRAL	0- 0	0- 0	0- 0				
8- 1	0- 0	0- 0	CONFERENCE	4- 1	3- 0	1- 0				
4- 0	0- 0	0- 0	HOME	2- 0	2- 0	0- 0				
4- 1	0- 0	0- 0	AWAY	2- 1	1- 0	1- 0				
0- 0	0- 0	0- 0	NEUTRAL	0- 0	0- 0	0- 0				

RPI	S	Opponent	Score	RPI	S	Opponent	Score	RPI	S	Opponent	Score	RPI	S	Opponent	Score
5	H	Notre Dame	38 66	36	N	Tulane	61 48	58	A	Iowa	42 59	107	A	Minnesota	72 55
7	H	Texas A&M	60 51					58	H	Iowa	57 55	107	H	Minnesota	57 53
8	A	Duke	53 64					68	A	Bowling Green	54 53	119	H	Wisconsin	63 52
12	N	Kansas St.	46 42					84	A	Auburn	62 54	130	H	UT Martin	65 39
								85	A	Northwestern	80 70	145	A	Central Mich.	62 75
								88	H	Michigan St.	67 49	168	H	Oakland	66 47
								97	A	Illinois	64 63	181	A	Indiana	82 60
												260	H	IUPUI	75 45
												287	H	IPFW	73 36
												328	H	Chicago St.	76 49
LAST 12 Division I GAMES:															
58	A	Iowa	42 59	119	H	Wisconsin	63 52								
85	A	Northwestern	80 70	97	A	Illinois	64 63								
88	H	Michigan St.	67 49	107	H	Minnesota	57 53								
181	A	Indiana	82 60	287	H	IPFW	73 36								
58	H	Iowa	57 55	168	H	Oakland	66 47								
107	A	Minnesota	72 55	84	A	Auburn	62 54								

Non-Div I Games:

Purdue

Quinnipiac

Through Games Of Sunday, January 29, 2012

Average RPI Win:	189	WON-LOST	WINNING	LAST 12	STRENGTH OF	OPP. STRENGTH	TEAM	ADJ.	CONF.	ADJ CONF.
Average RPI Loss:	84	RECORD	PCT. RANK	GAMES	SCHEDULE	OF SCHEDULE	RPI	RPI	RPI	RPI
DIV. I ONLY	15- 5	44	10- 2	74	212	56	56	20	20	
DIV. I NON-CONF.	8- 3	73	4- 1	59	126	38	38	25	25	
TOTALS	RPI 1-25	RPI 26-50	W-L RECORDS	RPI 51-100	RPI 101-150	RPI 150+				
15- 5	0- 0	0- 2	OVERALL	3- 1	2- 2	10- 0				
5- 4	0- 0	0- 2	HOME	1- 1	1- 1	3- 0				
9- 1	0- 0	0- 0	AWAY	2- 0	0- 1	7- 0				
1- 0	0- 0	0- 0	NEUTRAL	0- 0	1- 0	0- 0				
8- 3	0- 0	0- 2	NON-CONFERENCE	2- 0	2- 1	4- 0				
3- 2	0- 0	0- 2	HOME	1- 0	1- 0	1- 0				
4- 1	0- 0	0- 0	AWAY	1- 0	0- 1	3- 0				
1- 0	0- 0	0- 0	NEUTRAL	0- 0	1- 0	0- 0				
7- 2	0- 0	0- 0	CONFERENCE	1- 1	0- 1	6- 0				
2- 2	0- 0	0- 0	HOME	0- 1	0- 1	2- 0				
5- 0	0- 0	0- 0	AWAY	1- 0	0- 0	4- 0				
0- 0	0- 0	0- 0	NEUTRAL	0- 0	0- 0	0- 0				

RPI 1-25				RPI 26-50				RPI 51-100				Team's RPI: 56		RPI 101+			
RPI	S	Opponent	Score	RPI	S	Opponent	Score	RPI	S	Opponent	Score	RPI	S	Opponent	Score		
				33	H	James Madison	73 81	60	A	St. Mary's (CA)	69 67	107	N	Minnesota	64 62		
				49	H	Saint Joseph's	54 71	79	A	Sacred Heart	71 34	110	H	Fairfield	64 55		
								79	H	Sacred Heart	65 74	127	H	LIU Brooklyn	64 74		
								99	H	Yale	68 63	134	A	Holy Cross	70 80		
												156	A	American	72 59		
												161	A	Saint Francis (PA)	85 73		
												195	A	Robert Morris	82 74		
												205	A	Bryant	84 47		
												205	H	Bryant	67 56		
												215	H	Massachusetts	66 63		
												263	A	Army	54 51		
												318	A	Rhode Island	72 67		
												332	H	Wagner	77 60		
												337	A	St. Francis (NY)	59 43		
LAST 12 Division I GAMES:																	
				332	H	Wagner	77 60	337	A	St. Francis (NY)	59 43						
				79	A	Sacred Heart	71 34	49	H	Saint Joseph's	54 71						
				205	A	Bryant	84 47	263	A	Army	54 51						
				195	A	Robert Morris	82 74	156	A	American	72 59						
				161	A	Saint Francis (PA)	85 73	99	H	Yale	68 63						
				127	H	LIU Brooklyn	64 74	318	A	Rhode Island	72 67						

Non-Div I Games:

Quinnipiac

Loss, Non-Conf, S Site, H Home A Away N Neutral

Average RPI Win: <b>282</b>	WON-LOST	WINNING	LAST 12	STRENGTH OF	OPP. STRENGTH	TEAM	ADJ.	CONF.	ADJ CONF.
Average RPI Loss: <b>178</b>	RECORD	PCT. RANK	GAMES	SCHEDULE	OF SCHEDULE	RPI	RPI	RPI	RPI
DIV. I ONLY	7- 10	217	5- 7	284	292	265	265	27	27
DIV. I NON-CONF.	4- 5	201	2- 2	300	221	276	276	31	31
TOTALS	RPI 1-25	RPI 26-50	W-L RECORDS	RPI 51-100	RPI 101-150	RPI 150+			
7- 10	0- 0	0- 1	OVERALL	0- 0	0- 4	7- 5			
4- 4	0- 0	0- 0	HOME	0- 0	0- 3	4- 1			
2- 6	0- 0	0- 1	AWAY	0- 0	0- 1	2- 4			
1- 0	0- 0	0- 0	NEUTRAL	0- 0	0- 0	1- 0			
4- 5	0- 0	0- 1	NON-CONFERENCE	0- 0	0- 2	4- 2			
2- 1	0- 0	0- 0	HOME	0- 0	0- 1	2- 0			
1- 4	0- 0	0- 1	AWAY	0- 0	0- 1	1- 2			
1- 0	0- 0	0- 0	NEUTRAL	0- 0	0- 0	1- 0			
3- 5	0- 0	0- 0	CONFERENCE	0- 0	0- 2	3- 3			
2- 3	0- 0	0- 0	HOME	0- 0	0- 2	2- 1			
1- 2	0- 0	0- 0	AWAY	0- 0	0- 0	1- 2			
0- 0	0- 0	0- 0	NEUTRAL	0- 0	0- 0	0- 0			

RPI 1-25			RPI 26-50			RPI 51-100			RPI 101+ Team's RPI: 265		
RPI	S	Opponent	Score	RPI	S	Opponent	Score	RPI	S	Opponent	Score
				44	A	Virginia	43 92				
								113	A	Wake Forest	67 90
								125	H	Davidson	68 81
								126	H	High Point	65 81
								142	H	Liberty	68 76
								188	H	Campbell	80 70
								207	A	Charleston So.	69 79
								218	A	George Washington	59 83
								233	H	Winthrop	64 66
								271	A	Norfolk St.	80 68
								277	A	Longwood	59 73
								291	H	Presbyterian	53 29
								294	A	Coastal Caro.	56 58
								297	H	UNC Greensboro	75 67
								301	H	S.C. Upstate	85 52
								307	N	Wofford	63 46
								319	A	Gardner-Webb	63 50
LAST 12 Division I GAMES:											
319	A	Gardner-Webb	63 50	188	H	Campbell	80 70				
291	H	Presbyterian	53 29	142	H	Liberty	68 76				
233	H	Winthrop	64 66	125	H	Davidson	68 81				
294	A	Coastal Caro.	56 58	44	A	Virginia	43 92				
207	A	Charleston So.	69 79	271	A	Norfolk St.	80 68				
126	H	High Point	65 81	307	N	Wofford	63 46				

Non-Div I Games: East. Mennonite 100 42 Winston-Salem 69 46

Radford

Loss, Non-Conf, S Site, H Home A Away N Neutral

## Rhode Island

Through Games Of Sunday, January 29, 2012

Average RPI Win: <b>74</b>	WON-LOST	WINNING	LAST 12	STRENGTH OF	OPP. STRENGTH	TEAM	ADJ.	CONF.	ADJ CONF.
Average RPI Loss: <b>167</b>	RECORD	PCT. RANK	GAMES	SCHEDULE	OF SCHEDULE	RPI	RPI	RPI	RPI
DIV. I ONLY	1- 20	339	0- 12	116	193	318	318	8	8
DIV. I NON-CONF.	1- 14	335	0- 6	43	273	296	296	8	8
TOTALS	RPI 1-25	RPI 26-50	W-L RECORDS	RPI 51-100	RPI 101-150	RPI 150+			
1- 20	0- 1	0- 2	OVERALL	1- 2	0- 1	0- 14			
1- 7	0- 0	0- 0	HOME	1- 1	0- 0	0- 6			
0- 11	0- 1	0- 1	AWAY	0- 1	0- 0	0- 8			
0- 2	0- 0	0- 1	NEUTRAL	0- 0	0- 1	0- 0			
1- 14	0- 1	0- 1	NON-CONFERENCE	1- 2	0- 1	0- 9			
1- 4	0- 0	0- 0	HOME	1- 1	0- 0	0- 3			
0- 8	0- 1	0- 0	AWAY	0- 1	0- 0	0- 6			
0- 2	0- 0	0- 1	NEUTRAL	0- 0	0- 1	0- 0			
0- 6	0- 0	0- 1	CONFERENCE	0- 0	0- 0	0- 5			
0- 3	0- 0	0- 0	HOME	0- 0	0- 0	0- 3			
0- 3	0- 0	0- 1	AWAY	0- 0	0- 0	0- 2			
0- 0	0- 0	0- 0	NEUTRAL	0- 0	0- 0	0- 0			

RPI 1-25				RPI 26-50				RPI 51-100				RPI 101+ Team's RPI: 318			
RPI	S	Opponent	Score	RPI	S	Opponent	Score	RPI	S	Opponent	Score	RPI	S	Opponent	Score
6	A	Delaware	53 <b>89</b>	33	N	James Madison	42 <b>77</b>	56	H	Quinnipiac	67 <b>72</b>	110	N	Fairfield	56 <b>66</b>
				45	A	Dayton	46 <b>97</b>	74	H	Providence	52 43	163	A	Harvard	57 <b>69</b>
								78	A	Boston U.	44 <b>71</b>	174	A	Lehigh	56 <b>67</b>
												183	A	Fordham	49 <b>69</b>
												187	A	Central Conn. St.	45 <b>50</b>
												190	A	Brown	54 <b>66</b>
												190	H	Brown	40 <b>53</b>
												193	H	New Hampshire	33 <b>52</b>
												202	H	Xavier	57 <b>67</b>
												205	A	Bryant	62 <b>75</b>
												215	H	Massachusetts	39 <b>46</b>
												218	H	George Washington	42 <b>63</b>
												268	A	Saint Louis	55 <b>70</b>
												305	A	Siena	65 <b>73</b>
												311	H	Maine	58 <b>62</b>
LAST 12 Division I GAMES:															
202	H	Xavier	57 <b>67</b>	190	H	Brown	40 <b>53</b>								
268	A	Saint Louis	55 <b>70</b>	33	N	James Madison	42 <b>77</b>								
218	H	George Washington	42 <b>63</b>	174	A	Lehigh	56 <b>67</b>								
183	A	Fordham	49 <b>69</b>	193	H	New Hampshire	33 <b>52</b>								
215	H	Massachusetts	39 <b>46</b>	56	H	Quinnipiac	67 <b>72</b>								
45	A	Dayton	46 <b>97</b>	187	A	Central Conn. St.	45 <b>50</b>								

Non-Div I Games:

Rhode Island

■ Loss, 
 ■ Non-Conf, 
 ■ S Site, 
 ■ H Home 
 ■ A Away 
 N Neutral

Average RPI Win:	245	WON-LOST	WINNING	LAST 12	STRENGTH OF	OPP. STRENGTH	TEAM	ADJ.	CONF.	ADJ CONF.
Average RPI Loss:	164	RECORD	PCT. RANK	GAMES	SCHEDULE	OF SCHEDULE	RPI	RPI	RPI	RPI
DIV. I ONLY	11- 10	157	6- 5	313	173	214	214	11	11	
DIV. I NON-CONF.	6- 7	181	1- 2	319	292	242	242	16	16	
TOTALS	RPI 1-25	RPI 26-50	W-L RECORDS	RPI 51-100	RPI 101-150	RPI 150+				
11- 10	0- 0	1- 1	OVERALL	0- 1	0- 3	10- 5				
7- 3	0- 0	1- 0	HOME	0- 1	0- 1	6- 1				
4- 7	0- 0	0- 1	AWAY	0- 0	0- 2	4- 4				
0- 0	0- 0	0- 0	NEUTRAL	0- 0	0- 0	0- 0				
6- 7	0- 0	0- 1	NON-CONFERENCE	0- 1	0- 2	6- 3				
3- 3	0- 0	0- 0	HOME	0- 1	0- 1	3- 1				
3- 4	0- 0	0- 1	AWAY	0- 0	0- 1	3- 2				
0- 0	0- 0	0- 0	NEUTRAL	0- 0	0- 0	0- 0				
5- 3	0- 0	1- 0	CONFERENCE	0- 0	0- 1	4- 2				
4- 0	0- 0	1- 0	HOME	0- 0	0- 0	3- 0				
1- 3	0- 0	0- 0	AWAY	0- 0	0- 1	1- 2				
0- 0	0- 0	0- 0	NEUTRAL	0- 0	0- 0	0- 0				

RPI 1-25			RPI 26-50			RPI 51-100			RPI 101+			Team's RPI: 214
RPI	S	Opponent	Score	RPI	S	Opponent	Score	RPI	S	Opponent	Score	
				36	H	Tulane	67 49	71	H	Oregon St.	57 63	
				43	A	Oklahoma St.	60 96					
								105	A	UAB	45 60	
								148	H	UALR	47 67	
								150	A	Lamar	54 61	
								164	A	Stephen F. Austin	64 68	
								165	H	SMU	56 54	
								169	A	Tulsa	42 69	
								179	A	UCF	63 65	
								208	H	Texas St.	73 66	
								236	H	East Carolina	66 44	
								239	H	Alcorn St.	74 57	
								258	A	UTSA	71 46	
								272	H	Southern Miss.	72 43	
								293	A	Prairie View	58 61	
								296	A	Valparaiso	54 46	
								313	H	A&M-Corpus Christi	61 64	
								314	A	Houston	58 50	
								328	A	Chicago St.	77 50	
								341	H	Houston Baptist	75 42	
LAST 12 Division I GAMES:												
				314	A	Houston	58 50					
				236	H	East Carolina	66 44					
				272	H	Southern Miss.	72 43					
				179	A	UCF	63 65					
				169	A	Tulsa	42 69					
				36	H	Tulane	67 49					
				165	H	SMU	56 54					
				105	A	UAB	45 60					
				150	A	Lamar	54 61					
				258	A	UTSA	71 46					
				164	A	Stephen F. Austin	64 68					
				208	H	Texas St.	73 66					

Non-Div I Games:

Rice

■ Loss, 
 ■ Non-Conf, 
 ■ S Site, 
 ■ Home 
 ■ A Away 
 N Neutral

Average RPI Win:	172	WON-LOST	WINNING	LAST 12	STRENGTH OF	OPP. STRENGTH	TEAM	ADJ.	CONF.	ADJ CONF.
Average RPI Loss:	48	RECORD	PCT. RANK	GAMES	SCHEDULE	OF SCHEDULE	RPI	RPI	RPI	RPI
DIV. I ONLY	16- 5	35	9- 3	69	104	42	42	8	8	
DIV. I NON-CONF.	12- 2	20	5- 0	54	135	33	33	8	8	
TOTALS	RPI 1-25	RPI 26-50	W-L RECORDS	RPI 51-100	RPI 101-150	RPI 150+				
16- 5	0- 1	1- 3	OVERALL	3- 1	3- 0	9- 0				
8- 2	0- 0	0- 2	HOME	2- 0	2- 0	4- 0				
7- 3	0- 1	0- 1	AWAY	1- 1	1- 0	5- 0				
1- 0	0- 0	1- 0	NEUTRAL	0- 0	0- 0	0- 0				
12- 2	0- 0	1- 1	NON-CONFERENCE	3- 1	2- 0	6- 0				
6- 1	0- 0	0- 1	HOME	2- 0	1- 0	3- 0				
5- 1	0- 0	0- 0	AWAY	1- 1	1- 0	3- 0				
1- 0	0- 0	1- 0	NEUTRAL	0- 0	0- 0	0- 0				
4- 3	0- 1	0- 2	CONFERENCE	0- 0	1- 0	3- 0				
2- 1	0- 0	0- 1	HOME	0- 0	1- 0	1- 0				
2- 2	0- 1	0- 1	AWAY	0- 0	0- 0	2- 0				
0- 0	0- 0	0- 0	NEUTRAL	0- 0	0- 0	0- 0				

RPI 1-25				RPI 26-50				Team's RPI: 42	RPI 51-100				RPI 101+			
RPI	S	Opponent	Score	RPI	S	Opponent	Score		RPI	S	Opponent	Score	RPI	S	Opponent	Score
23	A	St. Bonaventure	59 75	33	N	James Madison	74 66		62	A	North Carolina St.	72 58	111	A	VCU	78 77
				44	H	Virginia	56 69		77	A	Fla. Gulf Coast	67 81	136	H	La Salle	74 70
				45	A	Dayton	78 81		78	H	Boston U.	72 60	142	H	Liberty	66 54
				50	H	Temple	55 56		100	H	Hartford	69 56	174	A	Lehigh	71 49
													186	H	William & Mary	77 57
													215	A	Massachusetts	73 54
													218	H	George Washington	74 57
													222	A	Old Dominion	78 63
													225	A	Navy	56 39
													268	A	Saint Louis	63 45
													283	H	East Tenn. St.	66 39
													297	H	UNC Greensboro	75 60
LAST 12 Division I GAMES:																
268	A	Saint Louis	63 45	50	H	Temple	55 56		174	A	Lehigh	71 49				
45	A	Dayton	78 81						33	N	James Madison	74 66				
136	H	La Salle	74 70						100	H	Hartford	69 56				
23	A	St. Bonaventure	59 75						142	H	Liberty	66 54				
215	A	Massachusetts	73 54						62	A	North Carolina St.	72 58				
218	H	George Washington	74 57													

Non-Div I Games:

Richmond



Average RPI Win:	276	WON-LOST	WINNING	LAST 12	STRENGTH OF	OPP. STRENGTH	TEAM	ADJ.	CONF.	ADJ CONF.
Average RPI Loss:	164	RECORD	PCT. RANK	GAMES	SCHEDULE	OF SCHEDULE	RPI	RPI	RPI	RPI
DIV. I ONLY	10- 11	183	4- 8	317	252	248	248	22	22	
DIV. I NON-CONF.	8- 3	73	2- 0	309	305	253	253	21	21	
TOTALS	RPI 1-25	RPI 26-50	W-L RECORDS	RPI 51-100	RPI 101-150	RPI 150+				
10- 11	0- 2	0- 2	OVERALL	0- 0	0- 0	10- 7				
6- 4	0- 1	0- 1	HOME	0- 0	0- 0	6- 2				
4- 7	0- 1	0- 1	AWAY	0- 0	0- 0	4- 5				
0- 0	0- 0	0- 0	NEUTRAL	0- 0	0- 0	0- 0				
8- 3	0- 2	0- 0	NON-CONFERENCE	0- 0	0- 0	8- 1				
4- 1	0- 1	0- 0	HOME	0- 0	0- 0	4- 0				
4- 2	0- 1	0- 0	AWAY	0- 0	0- 0	4- 1				
0- 0	0- 0	0- 0	NEUTRAL	0- 0	0- 0	0- 0				
2- 8	0- 0	0- 2	CONFERENCE	0- 0	0- 0	2- 6				
2- 3	0- 0	0- 1	HOME	0- 0	0- 0	2- 2				
0- 5	0- 0	0- 1	AWAY	0- 0	0- 0	0- 4				
0- 0	0- 0	0- 0	NEUTRAL	0- 0	0- 0	0- 0				

RPI	S	Opponent	Score	RPI	S	Opponent	Score	RPI	S	Opponent	Score	RPI	S	Opponent	Score
24	A	Georgetown	51 58	47	A	Marist	54 76					178	A	Iona	50 64
25	H	Princeton	55 75	47	H	Marist	56 82					189	A	Manhattan	45 59
												198	A	Canisius	54 60
												201	A	Penn	57 66
												217	H	Loyola Maryland	67 61
												221	A	Mt. St. Mary's	53 44
												228	A	Binghamton	66 56
												266	A	Niagara	53 69
												266	H	Niagara	60 53
												267	H	Lafayette	64 56
												269	H	Fairleigh Dickinson	69 68
												298	H	Stony Brook	53 41
												305	H	Siena	56 67
												321	A	NJIT	60 50
												323	H	Saint Peter's	54 65
												337	A	St. Francis (NY)	68 48
												339	H	Bucknell	63 43
LAST 12 Division I GAMES:															
198	A	Canisius	54 60	217	H	Loyola Maryland	67 61								
266	A	Niagara	53 69	47	H	Marist	56 82								
305	H	Siena	56 67	266	H	Niagara	60 53								
47	A	Marist	54 76	189	A	Manhattan	45 59								
323	H	Saint Peter's	54 65	221	A	Mt. St. Mary's	53 44								
178	A	Iona	50 64	269	H	Fairleigh Dickinson	69 68								

Non-Div I Games:

Rider

■ Loss, 
 ■ Non-Conf, 
 S Site, 
 ■ Home 
 ■ Away 
 N Neutral

Average RPI Win: 222		WON-LOST	WINNING	LAST 12	STRENGTH OF	OPP. STRENGTH	TEAM	ADJ.	CONF.	ADJ CONF.
Average RPI Loss: 178		RECORD	PCT. RANK	GAMES	SCHEDULE	OF SCHEDULE	RPI	RPI	RPI	RPI
DIV. I ONLY		10- 10	165	3- 9	189	312	195	195	20	20
DIV. I NON-CONF.		6- 5	141	1- 4	266	277	226	226	25	25
TOTALS	RPI 1-25	RPI 26-50		W-L RECORDS		RPI 51-100	RPI 101-150	RPI 150+		
10- 10	0- 0	0- 0		OVERALL		0- 4	2- 0	8- 6		
6- 4	0- 0	0- 0		HOME		0- 3	2- 0	4- 1		
2- 6	0- 0	0- 0		AWAY		0- 1	0- 0	2- 5		
2- 0	0- 0	0- 0		NEUTRAL		0- 0	0- 0	2- 0		
6- 5	0- 0	0- 0		NON-CONFERENCE		0- 2	2- 0	4- 3		
4- 1	0- 0	0- 0		HOME		0- 1	2- 0	2- 0		
0- 4	0- 0	0- 0		AWAY		0- 1	0- 0	0- 3		
2- 0	0- 0	0- 0		NEUTRAL		0- 0	0- 0	2- 0		
4- 5	0- 0	0- 0		CONFERENCE		0- 2	0- 0	4- 3		
2- 3	0- 0	0- 0		HOME		0- 2	0- 0	2- 1		
2- 2	0- 0	0- 0		AWAY		0- 0	0- 0	2- 2		
0- 0	0- 0	0- 0		NEUTRAL		0- 0	0- 0	0- 0		

RPI 1-25				RPI 26-50				RPI 51-100				RPI 101+				Team's RPI: 195	
RPI	S	Opponent	Score	RPI	S	Opponent	Score	RPI	S	Opponent	Score	RPI	S	Opponent	Score		
								56	H	Quinnipiac	74 82	141	H	Coppin St.	62 47		
								63	A	Duquesne	63 66	145	H	Central Mich.	64 55		
								79	H	Sacred Heart	64 71	174	A	Lehigh	54 68		
								89	H	Miami (OH)	50 61	180	A	Monmouth	66 75		
												180	H	Monmouth	57 54		
												187	A	Central Conn. St.	86 72		
												199	H	Akron	85 78		
												205	A	Bryant	71 75		
												212	N	Elon	69 65		
												269	A	Fairleigh Dickinson	73 49		
												269	H	Fairleigh Dickinson	79 50		
												285	H	Kent St.	78 44		
												298	A	Stony Brook	40 42		
												299	A	Morehead St.	69 75		
												334	N	Delaware St.	75 67		
												337	H	St. Francis (NY)	62 70		
LAST 12 Division I GAMES:																	
				337	H	St. Francis (NY)	62 70	187	A	Central Conn. St.	86 72						
				269	A	Fairleigh Dickinson	73 49	89	H	Miami (OH)	50 61						
				180	A	Monmouth	66 75	63	A	Duquesne	63 66						
				56	H	Quinnipiac	74 82	199	H	Akron	85 78						
				79	H	Sacred Heart	64 71	299	A	Morehead St.	69 75						
				205	A	Bryant	71 75	174	A	Lehigh	54 68						

Non-Div I Games:

Robert Morris

Loss, Non-Conf, S Site, H Home A Away N Neutral

REGULAR SEASON				THROUGH GAMES OF SUNDAY, JANUARY 19, 2014						
Average RPI Win:	104	WON-LOST	WINNING	LAST 12	STRENGTH OF	OPP. STRENGTH	TEAM	ADJ.	CONF.	ADJ CONF.
Average RPI Loss:	20	RECORD	PCT. RANK	GAMES	SCHEDULE	OF SCHEDULE	RPI	RPI	RPI	RPI
DIV. I ONLY	17- 4	21	8- 3	14	6	10	10	2	2	
DIV. I NON-CONF.	11- 2	24	2- 1	25	9	12	12	2	2	
-----										
TOTALS	RPI 1-25	RPI 26-50		W-L RECORDS		RPI 51-100	RPI 101-150	RPI 150+		
17- 4	3- 3	3- 1		OVERALL		3- 0	2- 0	6- 0		
10- 1	2- 1	2- 0		HOME		1- 0	1- 0	4- 0		
4- 3	0- 2	0- 1		AWAY		1- 0	1- 0	2- 0		
3- 0	1- 0	1- 0		NEUTRAL		1- 0	0- 0	0- 0		
11- 2	1- 2	3- 0		NON-CONFERENCE		1- 0	1- 0	5- 0		
6- 1	0- 1	2- 0		HOME		0- 0	0- 0	4- 0		
2- 1	0- 1	0- 0		AWAY		0- 0	1- 0	1- 0		
3- 0	1- 0	1- 0		NEUTRAL		1- 0	0- 0	0- 0		
6- 2	2- 1	0- 1		CONFERENCE		2- 0	1- 0	1- 0		
4- 0	2- 0	0- 0		HOME		1- 0	1- 0	0- 0		
2- 2	0- 1	0- 1		AWAY		1- 0	0- 0	1- 0		
0- 0	0- 0	0- 0		NEUTRAL		0- 0	0- 0	0- 0		

RPI	S	Opponent	Score	RPI	S	Opponent	Score	RPI	S	Opponent	Score	RPI	S	Opponent	Score
2	H	Tennessee	61 67	35	H	California	73 70	51	N	Arizona St.	59 52	124	H	Syracuse	55 44
13	A	Miami (FL)	81 92	40	N	Florida	63 49	83	A	South Fla.	72 66	136	A	La Salle	61 48
16	H	Louisville	71 68	41	A	St. John's (NY)	57 62	96	H	Cincinnati	58 47	151	A	Pittsburgh	63 39
19	N	Georgia Tech	59 40	50	H	Temple	71 50					174	H	Lehigh	68 40
21	H	DePaul	65 64									178	H	Iona	62 29
24	A	Georgetown	36 54									183	H	Fordham	68 48
LAST 12 Division I GAMES:															
24	A	Georgetown	36 54	96	H	Cincinnati	58 47	124	H	Syracuse	55 44	218	A	George Washington	75 54
21	H	DePaul	65 64	178	H	Iona	62 29	2	H	Tennessee	61 67	183	H	Fordham	68 48
83	A	South Fla.	72 66												
41	A	St. John's (NY)	57 62												
16	H	Louisville	71 68												
151	A	Pittsburgh	63 39												

Non-Div I Games:

Rutgers

## S.C. Upstate

Through Games Of Sunday, January 29, 2012

Average RPI Win:	306	WON-LOST	WINNING	LAST 12	STRENGTH OF	OPP. STRENGTH	TEAM	ADJ.	CONF.	ADJ CONF.
Average RPI Loss:	191	RECORD	PCT. RANK	GAMES	SCHEDULE	OF SCHEDULE	RPI	RPI	RPI	RPI
DIV. I ONLY	6- 14	271	5- 7	283	297	301	301	30	30	
DIV. I NON-CONF.	1- 9	322	0- 2	203	257	265	265	28	28	
TOTALS	RPI 1-25	RPI 26-50	W-L RECORDS	RPI 51-100	RPI 101-150	RPI 150+				
6- 14	0- 1	0- 1	OVERALL	0- 2	0- 2	6- 8				
4- 4	0- 0	0- 0	HOME	0- 0	0- 0	4- 4				
2- 10	0- 1	0- 1	AWAY	0- 2	0- 2	2- 4				
0- 0	0- 0	0- 0	NEUTRAL	0- 0	0- 0	0- 0				
1- 9	0- 1	0- 1	NON-CONFERENCE	0- 1	0- 1	1- 5				
0- 3	0- 0	0- 0	HOME	0- 0	0- 0	0- 3				
1- 6	0- 1	0- 1	AWAY	0- 1	0- 1	1- 2				
0- 0	0- 0	0- 0	NEUTRAL	0- 0	0- 0	0- 0				
5- 5	0- 0	0- 0	CONFERENCE	0- 1	0- 1	5- 3				
4- 1	0- 0	0- 0	HOME	0- 0	0- 0	4- 1				
1- 4	0- 0	0- 0	AWAY	0- 1	0- 1	1- 2				
0- 0	0- 0	0- 0	NEUTRAL	0- 0	0- 0	0- 0				

RPI 1-25				RPI 26-50				RPI 51-100				RPI 101+ Team's RPI: 301			
RPI	S	Opponent	Score	RPI	S	Opponent	Score	RPI	S	Opponent	Score	RPI	S	Opponent	Score
8	A	Duke	35 93	37	A	Vanderbilt	42 88	77	A	Fla. Gulf Coast	53 77	114	A	North Carolina	34 91
								84	A	Auburn	34 75	122	A	Stetson	54 69
												249	H	Kennesaw St.	63 74
												265	A	Radford	52 85
												271	H	Norfolk St.	81 94
												273	H	Belmont	61 51
												279	H	Western Caro.	58 63
												283	A	East Tenn. St.	64 67
												283	H	East Tenn. St.	74 68
												291	H	Presbyterian	64 72
												294	A	Coastal Caro.	56 61
												300	A	Jacksonville	72 80
												306	A	North Florida	58 57
												310	H	Mercer	77 56
												327	A	UNC Asheville	73 66
												336	H	Lipscomb	73 66
LAST 12 Division I GAMES:															
283	H	East Tenn. St.	74 68	249	H	Kennesaw St.	63 74								
273	H	Belmont	61 51	283	A	East Tenn. St.	64 67								
336	H	Lipscomb	73 66	279	H	Western Caro.	58 63								
306	A	North Florida	58 57	294	A	Coastal Caro.	56 61								
300	A	Jacksonville	72 80	77	A	Fla. Gulf Coast	53 77								
310	H	Mercer	77 56	122	A	Stetson	54 69								

Non-Div I Games: North Greenville 57 75

S.C. Upstate

Loss, Non-Conf, S Site, H Home A Away N Neutral

Average RPI Win:	265	WON-LOST	WINNING	LAST 12	STRENGTH OF	OPP. STRENGTH	TEAM	ADJ.	CONF.	ADJ CONF.
Average RPI Loss:	145	RECORD	PCT. RANK	GAMES	SCHEDULE	OF SCHEDULE	RPI	RPI	RPI	RPI
DIV. I ONLY	11- 8	123	7- 5	311	216	200	200	31	31	
DIV. I NON-CONF.	6- 5	141	2- 2	261	91	164	164	30	30	
TOTALS	RPI 1-25	RPI 26-50	W-L RECORDS	RPI 51-100	RPI 101-150	RPI 150+				
11- 8	0- 2	0- 0	OVERALL	0- 0	1- 4	10- 2				
6- 3	0- 0	0- 0	HOME	0- 0	1- 2	5- 1				
4- 4	0- 1	0- 0	AWAY	0- 0	0- 2	4- 1				
1- 1	0- 1	0- 0	NEUTRAL	0- 0	0- 0	1- 0				
6- 5	0- 2	0- 0	NON-CONFERENCE	0- 0	1- 2	5- 1				
3- 1	0- 0	0- 0	HOME	0- 0	1- 1	2- 0				
2- 3	0- 1	0- 0	AWAY	0- 0	0- 1	2- 1				
1- 1	0- 1	0- 0	NEUTRAL	0- 0	0- 0	1- 0				
5- 3	0- 0	0- 0	CONFERENCE	0- 0	0- 2	5- 1				
3- 2	0- 0	0- 0	HOME	0- 0	0- 1	3- 1				
2- 1	0- 0	0- 0	AWAY	0- 0	0- 1	2- 0				
0- 0	0- 0	0- 0	NEUTRAL	0- 0	0- 0	0- 0				

RPI 1-25				RPI 26-50				RPI 51-100				RPI 101+ Team's RPI: 200			
RPI	S	Opponent	Score	RPI	S	Opponent	Score	RPI	S	Opponent	Score	RPI	S	Opponent	Score
19	N	Georgia Tech	38 <b>80</b>									117	H	Eastern Ill.	70 <b>73</b>
21	A	DePaul	65 <b>75</b>									123	A	Pacific	68 <b>78</b>
												130	A	UT Martin	59 <b>91</b>
												137	H	Ill.-Chicago	63 57
												146	H	Bradley	60 <b>66</b>
												210	N	Georgia St.	63 49
												245	A	Tennessee St.	60 50
												255	H	Ball St.	68 56
												264	A	Southern Ill.	70 60
												274	H	Austin Peay	72 61
												281	H	Tennessee Tech	62 54
												287	A	IPFW	72 57
												289	A	Sacramento St.	66 <b>80</b>
												296	H	Valparaiso	67 64
												316	H	Murray St.	59 <b>67</b>
												326	A	Southeast Mo. St.	58 43
												340	H	Jacksonville St.	79 39
LAST 12 Division I GAMES:															
274	H	Austin Peay	72 61	281	H	Tennessee Tech	62 54								
316	H	Murray St.	59 <b>67</b>	340	H	Jacksonville St.	79 39								
326	A	Southeast Mo. St.	58 43	210	N	Georgia St.	63 49								
245	A	Tennessee St.	60 50	19	N	Georgia Tech	38 <b>80</b>								
117	H	Eastern Ill.	70 <b>73</b>	287	A	IPFW	72 57								
130	A	UT Martin	59 <b>91</b>	21	A	DePaul	65 <b>75</b>								

Non-Div I Games:

SIU Edwardsville

■ Loss, 
 ■ Non-Conf, 
 ■ S Site, 
 ■ Home 
 ■ A Away 
 N Neutral

SMU

S  
M  
U

SMU

Page 238

Average RPI Win: 261		WON-LOST	WINNING	LAST 12	STRENGTH OF	OPP. STRENGTH	TEAM	ADJ.	CONF.	ADJ CONF.
Average RPI Loss: 164		RECORD	PCT. RANK	GAMES	SCHEDULE	OF SCHEDULE	RPI	RPI	RPI	RPI
DIV. I ONLY		7- 14	255	4- 7	272	187	289	289	17	17
DIV. I NON-CONF.		4- 8	240	1- 1	226	207	274	274	15	15
TOTALS	RPI 1-25		RPI 26-50		W-L RECORDS		RPI 51-100		RPI 101-150	RPI 150+
7- 14	0- 0		0- 2		OVERALL		0- 1		1- 3	6- 8
6- 4	0- 0		0- 0		HOME		0- 0		1- 1	5- 3
1- 10	0- 0		0- 2		AWAY		0- 1		0- 2	1- 5
0- 0	0- 0		0- 0		NEUTRAL		0- 0		0- 0	0- 0
4- 8	0- 0		0- 2		NON-CONFERENCE		0- 0		1- 1	3- 5
4- 2	0- 0		0- 0		HOME		0- 0		1- 0	3- 2
0- 6	0- 0		0- 2		AWAY		0- 0		0- 1	0- 3
0- 0	0- 0		0- 0		NEUTRAL		0- 0		0- 0	0- 0
3- 6	0- 0		0- 0		CONFERENCE		0- 1		0- 2	3- 3
2- 2	0- 0		0- 0		HOME		0- 0		0- 1	2- 1
1- 4	0- 0		0- 0		AWAY		0- 1		0- 1	1- 2
0- 0	0- 0		0- 0		NEUTRAL		0- 0		0- 0	0- 0

RPI 1-25				RPI 26-50				RPI 51-100				RPI 101+				Team's RPI: 289	
RPI	S	Opponent	Score	RPI	S	Opponent	Score	RPI	S	Opponent	Score	RPI	S	Opponent	Score		
				27	A	Oklahoma	55 117	64	A	Idaho St.	57 78	104	A	UC Davis	57 68		
				35	A	California	61 85					117	H	Eastern Ill.	89 85		
												121	A	Eastern Wash.	62 78		
												140	H	Montana St.	71 76		
												162	A	Northern Colo.	58 68		
												191	H	Montana	79 88		
												196	H	Santa Clara	76 96		
												200	H	SIU Edwardsville	80 66		
												232	A	Loyola Marymount	73 86		
												237	H	Cal St. Fullerton	64 81		
												246	A	UC Irvine	75 81		
												259	A	San Francisco	71 86		
												262	H	Long Beach St.	74 67		
												282	A	Northern Ariz.	56 94		
												282	H	Northern Ariz.	91 85		
												303	H	CSU Bakersfield	87 84		
												333	A	Weber St.	83 68		
												333	H	Weber St.	78 60		
LAST 12 Division I GAMES:																	
				282	A	Northern Ariz.	56 94	162	A	Northern Colo.	58 68						
				333	A	Weber St.	83 68	333	H	Weber St.	78 60						
				191	H	Montana	79 88	282	H	Northern Ariz.	91 85						
				140	H	Montana St.	71 76	196	H	Santa Clara	76 96						
				64	A	Idaho St.	57 78	303	H	CSU Bakersfield	87 84						
				121	A	Eastern Wash.	62 78	259	A	San Francisco	71 86						

Non-Div I Games:	Fresno Pacific	98	87
------------------	----------------	----	----

Sacramento St.

Loss, Non-Conf, S Site, H Home A Away N Neutral

## Sacred Heart

Through Games Of Sunday, January 29, 2012

Average RPI Win:	227	WON-LOST	WINNING	LAST 12	STRENGTH OF	OPP. STRENGTH	TEAM	ADJ.	CONF.	ADJ CONF.
Average RPI Loss:	87	RECORD	PCT. RANK	GAMES	SCHEDULE	OF SCHEDULE	RPI	RPI	RPI	RPI
DIV. I ONLY	15- 5	44	8- 4	195	190	79	79	20	20	
DIV. I NON-CONF.	7- 4	98	2- 3	292	216	118	118	25	25	
TOTALS	RPI 1-25	RPI 26-50	W-L RECORDS	RPI 51-100	RPI 101-150	RPI 150+				
15- 5	0- 1	0- 1	OVERALL	1- 1	1- 1	13- 1				
8- 1	0- 0	0- 0	HOME	0- 1	1- 0	7- 0				
7- 4	0- 1	0- 1	AWAY	1- 0	0- 1	6- 1				
0- 0	0- 0	0- 0	NEUTRAL	0- 0	0- 0	0- 0				
7- 4	0- 1	0- 1	NON-CONFERENCE	0- 0	0- 1	7- 1				
4- 0	0- 0	0- 0	HOME	0- 0	0- 0	4- 0				
3- 4	0- 1	0- 1	AWAY	0- 0	0- 1	3- 1				
0- 0	0- 0	0- 0	NEUTRAL	0- 0	0- 0	0- 0				
8- 1	0- 0	0- 0	CONFERENCE	1- 1	1- 0	6- 0				
4- 1	0- 0	0- 0	HOME	0- 1	1- 0	3- 0				
4- 0	0- 0	0- 0	AWAY	1- 0	0- 0	3- 0				
0- 0	0- 0	0- 0	NEUTRAL	0- 0	0- 0	0- 0				

RPI 1-25				RPI 26-50				RPI 51-100				RPI 101+			
RPI	S	Opponent	Score	RPI	S	Opponent	Score	RPI	S	Opponent	Score	RPI	S	Opponent	Score
23	A	St. Bonaventure	63 67	49	A	Saint Joseph's	54 63	56	A	Quinnipiac	74 65	120	A	Albany (NY)	54 64
								56	H	Quinnipiac	34 71	127	H	LIU Brooklyn	74 59
												161	A	Saint Francis (PA)	85 56
												174	H	Lehigh	68 51
												187	A	Central Conn. St.	53 40
												187	H	Central Conn. St.	63 57
												189	A	Manhattan	50 62
												194	H	Cal Poly	89 69
												195	A	Robert Morris	71 64
												221	H	Mt. St. Mary's	72 54
												298	H	Stony Brook	55 33
												305	A	Siena	62 45
												312	A	Colgate	78 51
												323	A	Saint Peter's	80 55
												335	H	Columbia	60 42
												337	H	St. Francis (NY)	62 33
LAST 12 Division I GAMES:															
221	H	Mt. St. Mary's	72 54	127	H	LIU Brooklyn	74 59								
56	H	Quinnipiac	34 71	23	A	St. Bonaventure	63 67								
187	H	Central Conn. St.	63 57	189	A	Manhattan	50 62								
161	A	Saint Francis (PA)	85 56	120	A	Albany (NY)	54 64								
195	A	Robert Morris	71 64	194	H	Cal Poly	89 69								
337	H	St. Francis (NY)	62 33	323	A	Saint Peter's	80 55								

Non-Div I Games:

Sacred Heart

■ Loss, 
 ■ Non-Conf, 
 ■ S Site, 
 ■ Home 
 ■ A Away 
 N Neutral



## Saint Francis (PA)

## Through Games Of Sunday, January 29, 2012

Average RPI Win:	214	WON-LOST	WINNING	LAST 12	STRENGTH OF	OPP. STRENGTH	TEAM	ADJ.	CONF.	ADJ CONF.
Average RPI Loss:	120	RECORD	PCT. RANK	GAMES	SCHEDULE	OF SCHEDULE	RPI	RPI	RPI	RPI
DIV. I ONLY	8- 12	222	4- 8	78	213	161	161	20	20	
DIV. I NON-CONF.	3- 8	268	1- 4	148	95	181	181	25	25	
TOTALS	RPI 1-25	RPI 26-50	W-L RECORDS	RPI 51-100	RPI 101-150	RPI 150+				
8- 12	0- 0	0- 2	OVERALL	0- 4	2- 1	6- 5				
4- 4	0- 0	0- 0	HOME	0- 4	1- 0	3- 0				
4- 7	0- 0	0- 2	AWAY	0- 0	1- 1	3- 4				
0- 1	0- 0	0- 0	NEUTRAL	0- 0	0- 0	0- 1				
3- 8	0- 0	0- 2	NON-CONFERENCE	0- 2	1- 1	2- 3				
1- 2	0- 0	0- 0	HOME	0- 2	0- 0	1- 0				
2- 5	0- 0	0- 2	AWAY	0- 0	1- 1	1- 2				
0- 1	0- 0	0- 0	NEUTRAL	0- 0	0- 0	0- 1				
5- 4	0- 0	0- 0	CONFERENCE	0- 2	1- 0	4- 2				
3- 2	0- 0	0- 0	HOME	0- 2	1- 0	2- 0				
2- 2	0- 0	0- 0	AWAY	0- 0	0- 0	2- 2				
0- 0	0- 0	0- 0	NEUTRAL	0- 0	0- 0	0- 0				

RPI	S	Opponent	Score	RPI	S	Opponent	Score	RPI	S	Opponent	Score	RPI	S	Opponent	Score	Team's RPI: 161
31	A	Gonzaga	50 92	56	H	Quinnipiac	73 85	124	A	Syracuse	45 88					
49	A	Saint Joseph's	53 83	63	H	Duquesne	70 74	127	H	LIU Brooklyn	67 59					
				66	H	Towson	53 59	141	A	Coppin St.	69 67					
				79	H	Sacred Heart	56 85	151	A	Pittsburgh	50 78					
								167	A	Seattle	70 74					
								180	A	Monmouth	45 66					
								180	H	Monmouth	82 69					
								187	A	Central Conn. St.	57 47					
								199	A	Akron	80 79					
								205	A	Bryant	52 57					
								268	N	Saint Louis	63 66					
								269	A	Fairleigh Dickinson	60 58					
								269	H	Fairleigh Dickinson	69 56					
								339	H	Bucknell	70 53					
LAST 12 Division I GAMES:																
127	H	LIU Brooklyn	67 59	205	A	Bryant	52 57									
180	A	Monmouth	45 66	31	A	Gonzaga	50 92									
269	A	Fairleigh Dickinson	60 58	268	N	Saint Louis	63 66									
79	H	Sacred Heart	56 85	167	A	Seattle	70 74									
56	H	Quinnipiac	73 85	141	A	Coppin St.	69 67									
187	A	Central Conn. St.	57 47	49	A	Saint Joseph's	53 83									

Non-Div I Games:

Saint Francis (PA)

■ Loss, 
 ■ Non-Conf, 
 ■ S Site, 
 ■ H Home 
 ■ A Away 
 N Neutral

## Saint Joseph's

Through Games Of Sunday, January 29, 2012

Average RPI Win:	157	WON-LOST	WINNING	LAST 12	STRENGTH OF	OPP. STRENGTH	TEAM	ADJ.	CONF.	ADJ CONF.
Average RPI Loss:	63	RECORD	PCT. RANK	GAMES	SCHEDULE	OF SCHEDULE	RPI	RPI	RPI	RPI
DIV. I ONLY	14- 6	72	9- 3	80	52	49	49	8	8	
DIV. I NON-CONF.	10- 4	81	5- 1	92	24	44	44	8	8	
TOTALS	RPI 1-25	RPI 26-50	W-L RECORDS	RPI 51-100	RPI 101-150	RPI 150+				
14- 6	0- 4	0- 1	OVERALL	5- 0	0- 0	9- 1				
9- 1	0- 0	0- 1	HOME	4- 0	0- 0	5- 0				
4- 5	0- 4	0- 0	AWAY	1- 0	0- 0	3- 1				
1- 0	0- 0	0- 0	NEUTRAL	0- 0	0- 0	1- 0				
10- 4	0- 3	0- 0	NON-CONFERENCE	4- 0	0- 0	6- 1				
7- 0	0- 0	0- 0	HOME	3- 0	0- 0	4- 0				
2- 4	0- 3	0- 0	AWAY	1- 0	0- 0	1- 1				
1- 0	0- 0	0- 0	NEUTRAL	0- 0	0- 0	1- 0				
4- 2	0- 1	0- 1	CONFERENCE	1- 0	0- 0	3- 0				
2- 1	0- 0	0- 1	HOME	1- 0	0- 0	1- 0				
2- 1	0- 1	0- 0	AWAY	0- 0	0- 0	2- 0				
0- 0	0- 0	0- 0	NEUTRAL	0- 0	0- 0	0- 0				

RPI 1-25				RPI 26-50				Team's RPI: 49	RPI 51-100				RPI 101+			
RPI	S	Opponent	Score	RPI	S	Opponent	Score		RPI	S	Opponent	Score	RPI	S	Opponent	Score
11	A	Maryland	71 94	45	H	Dayton	51 65		53	H	UCLA	64 60	161	H	Saint Francis (PA)	83 53
15	A	Villanova	46 52						56	A	Quinnipiac	71 54	174	H	Lehigh	66 48
23	A	St. Bonaventure	61 68						63	H	Duquesne	72 51	183	H	Fordham	57 46
25	A	Princeton	62 79						76	H	Drexel	59 50	185	H	Boston College	74 57
									79	H	Sacred Heart	63 54	201	H	Penn	42 34
													202	A	Xavier	70 67
													215	A	Massachusetts	86 58
													256	A	Vermont	67 80
													267	A	Lafayette	65 57
													280	N	Dartmouth	85 48
LAST 12 Division I GAMES:																
63	H	Duquesne	72 51	215	A	Massachusetts	86 58									
23	A	St. Bonaventure	61 68	56	A	Quinnipiac	71 54									
202	A	Xavier	70 67	185	H	Boston College	74 57									
183	H	Fordham	57 46	53	H	UCLA	64 60									
201	H	Penn	42 34	161	H	Saint Francis (PA)	83 53									
45	H	Dayton	51 65	15	A	Villanova	46 52									

Non-Div I Games:

Saint Joseph's

■ Loss, 
 ■ Non-Conf, 
 ■ S Site, 
 ■ H Home 
 ■ A Away 
 N Neutral

## Saint Louis

Through Games Of Sunday, January 29, 2012

Average RPI Win:	261	WON-LOST	WINNING	LAST 12	STRENGTH OF	OPP. STRENGTH	TEAM	ADJ.	CONF.	ADJ CONF.
Average RPI Loss:	125	RECORD	PCT. RANK	GAMES	SCHEDULE	OF SCHEDULE	RPI	RPI	RPI	RPI
DIV. I ONLY	5- 14	289	2- 8	153	178	268	268	8	8	
DIV. I NON-CONF.	4- 9	256	1- 3	177	261	287	287	8	8	
TOTALS	RPI 1-25	RPI 26-50	W-L RECORDS	RPI 51-100	RPI 101-150	RPI 150+				
5- 14	0- 1	0- 1	OVERALL	0- 4	0- 6	5- 2				
3- 6	0- 0	0- 1	HOME	0- 1	0- 4	3- 0				
1- 7	0- 1	0- 0	AWAY	0- 2	0- 2	1- 2				
1- 1	0- 0	0- 0	NEUTRAL	0- 1	0- 0	1- 0				
4- 9	0- 0	0- 0	NON-CONFERENCE	0- 3	0- 5	4- 1				
2- 4	0- 0	0- 0	HOME	0- 1	0- 3	2- 0				
1- 4	0- 0	0- 0	AWAY	0- 1	0- 2	1- 1				
1- 1	0- 0	0- 0	NEUTRAL	0- 1	0- 0	1- 0				
1- 5	0- 1	0- 1	CONFERENCE	0- 1	0- 1	1- 1				
1- 2	0- 0	0- 1	HOME	0- 0	0- 1	1- 0				
0- 3	0- 1	0- 0	AWAY	0- 1	0- 0	0- 1				
0- 0	0- 0	0- 0	NEUTRAL	0- 0	0- 0	0- 0				

RPI	S	Opponent	Score	RPI	S	Opponent	Score	RPI	S	Opponent	Score	RPI	S	Opponent	Score	Team's RPI: 268
23	A	St. Bonaventure	52 64	42	H	Richmond	45 63	82	A	Memphis	60 63	119	A	Wisconsin	46 48	
								86	N	Eastern Mich.	55 66	130	H	UT Martin	55 70	
								90	H	Missouri	56 68	135	H	Drake	60 62	
								93	A	Charlotte	52 61	136	H	La Salle	52 53	
												137	A	Ill.-Chicago	60 68	
												149	H	UMKC	67 70	
												161	N	Saint Francis (PA)	66 63	
												184	A	Fla. Atlantic	70 63	
												218	A	George Washington	58 68	
												316	A	Murray St.	64 78	
												316	H	Murray St.	59 49	
												318	H	Rhode Island	70 55	
												326	H	Southeast Mo. St.	54 45	
LAST 12 Division I GAMES:																
42	H	Richmond	45 63	161	N	Saint Francis (PA)	66 63									
218	A	George Washington	58 68	86	N	Eastern Mich.	55 66									
318	H	Rhode Island	70 55	149	H	UMKC	67 70									
23	A	St. Bonaventure	52 64	135	H	Drake	60 62									
93	A	Charlotte	52 61	184	A	Fla. Atlantic	70 63									
136	H	La Salle	52 53	119	A	Wisconsin	46 48									

Non-Div I Games: Mo.-St. Louis 73 51 Neb. Omaha 81 54

Saint Louis

Loss, Non-Conf, S Site, H Home A Away N Neutral

## Saint Peter's

## Through Games Of Sunday, January 29, 2012

Average RPI Win:	233	WON-LOST	WINNING	LAST 12	STRENGTH OF	OPP. STRENGTH	TEAM	ADJ.	CONF.	ADJ CONF.
Average RPI Loss:	193	RECORD	PCT. RANK	GAMES	SCHEDULE	OF SCHEDULE	RPI	RPI	RPI	RPI
DIV. I ONLY	2- 18	334	2- 9	222	306	323	323	22	22	
DIV. I NON-CONF.	0- 11	337	0- 2	244	323	328	328	21	21	
TOTALS	RPI 1-25	RPI 26-50	W-L RECORDS	RPI 51-100	RPI 101-150	RPI 150+				
2- 18	0- 0	0- 2	OVERALL	0- 2	0- 1	2- 13				
0- 9	0- 0	0- 2	HOME	0- 2	0- 1	0- 4				
2- 9	0- 0	0- 0	AWAY	0- 0	0- 0	2- 8				
0- 0	0- 0	0- 0	NEUTRAL	0- 0	0- 0	0- 0				
0- 11	0- 0	0- 1	NON-CONFERENCE	0- 2	0- 0	0- 8				
0- 5	0- 0	0- 1	HOME	0- 2	0- 0	0- 2				
0- 6	0- 0	0- 0	AWAY	0- 0	0- 0	0- 6				
0- 0	0- 0	0- 0	NEUTRAL	0- 0	0- 0	0- 0				
2- 7	0- 0	0- 1	CONFERENCE	0- 0	0- 1	2- 5				
0- 4	0- 0	0- 1	HOME	0- 0	0- 1	0- 2				
2- 3	0- 0	0- 0	AWAY	0- 0	0- 0	2- 3				
0- 0	0- 0	0- 0	NEUTRAL	0- 0	0- 0	0- 0				

RPI 1-25				RPI 26-50				RPI 51-100				RPI 101+				Team's RPI: 323	
RPI	S	Opponent	Score	RPI	S	Opponent	Score	RPI	S	Opponent	Score	RPI	S	Opponent	Score		
				38	H	Hofstra	52 66	79	H	Sacred Heart	55 80	110	H	Fairfield	47 59		
				47	H	Marist	54 56	83	H	South Fla.	52 68	174	A	Lehigh	48 64		
												178	H	Iona	54 71		
												180	A	Monmouth	64 73		
												189	H	Manhattan	36 62		
												198	A	Canisius	54 59		
												199	A	Akron	50 87		
												217	A	Loyola Maryland	68 51		
												228	H	Binghamton	63 70		
												248	A	Rider	65 54		
												266	A	Niagara	52 61		
												267	H	Lafayette	50 59		
												269	A	Fairleigh Dickinson	46 55		
												305	A	Siena	50 62		
												321	A	NJIT	59 66		
												339	A	Bucknell	35 46		
LAST 12 Division I GAMES:																	
				189	H	Manhattan	36 62	198	A	Canisius	54 59						
				305	A	Siena	50 62	110	H	Fairfield	47 59						
				178	H	Iona	54 71	47	H	Marist	54 56						
				248	A	Rider	65 54	83	H	South Fla.	52 68						
				217	A	Loyola Maryland	68 51	228	H	Binghamton	63 70						
				266	A	Niagara	52 61	321	A	NJIT	59 66						

Non-Div I Games:

Saint Peter's

■ Loss, 
 ■ Non-Conf, 
 ■ S Site, 
 ■ H Home 
 ■ A Away 
 N Neutral

Average RPI Win:	266	WON-LOST	WINNING	LAST 12	STRENGTH OF	OPP. STRENGTH	TEAM	ADJ.	CONF.	ADJ CONF.
Average RPI Loss:	115	RECORD	PCT. RANK	GAMES	SCHEDULE	OF SCHEDULE	RPI	RPI	RPI	RPI
DIV. I ONLY	8- 8	165	7- 5	184	219	157	157	24	24	
DIV. I NON-CONF.	3- 6	240	2- 3	109	92	110	110	23	23	
TOTALS	RPI 1-25	RPI 26-50	W-L RECORDS	RPI 51-100	RPI 101-150	RPI 150+				
8- 8	0- 2	0- 1	OVERALL	0- 1	0- 0	8- 4				
5- 1	0- 0	0- 0	HOME	0- 0	0- 0	5- 1				
3- 7	0- 2	0- 1	AWAY	0- 1	0- 0	3- 3				
0- 0	0- 0	0- 0	NEUTRAL	0- 0	0- 0	0- 0				
3- 6	0- 2	0- 1	NON-CONFERENCE	0- 1	0- 0	3- 2				
2- 0	0- 0	0- 0	HOME	0- 0	0- 0	2- 0				
1- 6	0- 2	0- 1	AWAY	0- 1	0- 0	1- 2				
0- 0	0- 0	0- 0	NEUTRAL	0- 0	0- 0	0- 0				
5- 2	0- 0	0- 0	CONFERENCE	0- 0	0- 0	5- 2				
3- 1	0- 0	0- 0	HOME	0- 0	0- 0	3- 1				
2- 1	0- 0	0- 0	AWAY	0- 0	0- 0	2- 1				
0- 0	0- 0	0- 0	NEUTRAL	0- 0	0- 0	0- 0				

RPI 1-25				RPI 26-50				RPI 51-100				RPI 101+ Team's RPI: 157			
RPI	S	Opponent	Score	RPI	S	Opponent	Score	RPI	S	Opponent	Score	RPI	S	Opponent	Score
9	A	Kentucky	52 73	37	A	Vanderbilt	56 79	90	A	Missouri	48 66	164	H	Stephen F. Austin	67 69
20	A	Kansas	59 87									175	A	TCU	49 60
												182	H	South Ala.	53 50
												208	A	Texas St.	53 66
												213	A	Grambling	52 64
												223	H	Tex.-Pan American	64 56
												240	H	Nicholls St.	67 46
												258	A	UTSA	63 50
												258	H	UTSA	67 55
												309	H	Texas-Arlington	58 41
												313	A	A&M-Corpus Christi	65 56
												341	A	Houston Baptist	69 51
LAST 12 Division I GAMES:															
258	H	UTSA	67 55	258	A	UTSA	63 50	341	A	Houston Baptist	69 51				
164	H	Stephen F. Austin	67 69	90	A	Missouri	48 66	20	A	Kansas	59 87				
313	A	A&M-Corpus Christi	65 56	182	H	South Ala.	53 50	175	A	TCU	49 60				
208	A	Texas St.	53 66												
240	H	Nicholls St.	67 46												
309	H	Texas-Arlington	58 41												

Non-Div I Games: Mary Hardin-Baylor 87 53 Texas-Tyler 94 74

Sam Houston St.

Loss, Non-Conf, S Site, H Home A Away N Neutral

Average RPI Win:	254	WON-LOST	WINNING	LAST 12	STRENGTH OF	OPP. STRENGTH	TEAM	ADJ.	CONF.	ADJ CONF.
Average RPI Loss:	121	RECORD	PCT. RANK	GAMES	SCHEDULE	OF SCHEDULE	RPI	RPI	RPI	RPI
DIV. I ONLY	12- 8	105	7- 4	220	224	131	131	18	18	
DIV. I NON-CONF.	5- 4	136	0- 2	240	161	122	122	22	22	
TOTALS	RPI 1-25	RPI 26-50	W-L RECORDS	RPI 51-100	RPI 101-150	RPI 150+				
12- 8	0- 2	0- 1	OVERALL	0- 2	1- 0	11- 3				
6- 0	0- 0	0- 0	HOME	0- 0	0- 0	6- 0				
4- 7	0- 2	0- 1	AWAY	0- 2	1- 0	3- 2				
2- 1	0- 0	0- 0	NEUTRAL	0- 0	0- 0	2- 1				
5- 4	0- 2	0- 1	NON-CONFERENCE	0- 0	0- 0	5- 1				
2- 0	0- 0	0- 0	HOME	0- 0	0- 0	2- 0				
1- 3	0- 2	0- 1	AWAY	0- 0	0- 0	1- 0				
2- 1	0- 0	0- 0	NEUTRAL	0- 0	0- 0	2- 1				
7- 4	0- 0	0- 0	CONFERENCE	0- 2	1- 0	6- 2				
4- 0	0- 0	0- 0	HOME	0- 0	0- 0	4- 0				
3- 4	0- 0	0- 0	AWAY	0- 2	1- 0	2- 2				
0- 0	0- 0	0- 0	NEUTRAL	0- 0	0- 0	0- 0				

RPI 1-25				RPI 26-50				RPI 51-100				RPI 101+ Team's RPI: 131			
RPI	S	Opponent	Score	RPI	S	Opponent	Score	RPI	S	Opponent	Score	RPI	S	Opponent	Score
9	A	Kentucky	61 90	40	A	Florida	56 81	69	A	Chattanooga	68 74	125	A	Davidson	73 65
21	A	DePaul	57 86					91	A	Appalachian St.	49 53	173	H	Furman	71 66
												191	N	Montana	59 45
												212	A	Elon	44 69
												212	H	Elon	67 53
												227	A	Col. of Charleston	60 54
												230	N	Western Ky.	57 58
												275	A	Ga. Southern	53 47
												279	H	Western Caro.	64 61
												281	H	Tennessee Tech	61 55
												297	A	UNC Greensboro	53 61
												307	H	Wofford	82 59
												308	A	Alabama St.	62 51
												326	N	Southeast Mo. St.	63 58
												340	H	Jacksonville St.	73 40
LAST 12 Division I GAMES:															
212	H	Elon	67 53	227	A	Col. of Charleston	60 54								
91	A	Appalachian St.	49 53	275	A	Ga. Southern	53 47								
125	A	Davidson	73 65	40	A	Florida	56 81								
69	A	Chattanooga	68 74	9	A	Kentucky	61 90								
307	H	Wofford	82 59	279	H	Western Caro.	64 61								
173	H	Furman	71 66	281	H	Tennessee Tech	61 55								

Non-Div I Games:

Samford

■ Loss, 
 ■ Non-Conf, 
 ■ S Site, 
 ■ H Home 
 ■ A Away 
 N Neutral

Average RPI Win: 207		WON-LOST	WINNING	LAST 12	STRENGTH OF	OPP. STRENGTH	TEAM	ADJ.	CONF.	ADJ CONF.
Average RPI Loss: 86		RECORD	PCT. RANK	GAMES	SCHEDULE	OF SCHEDULE	RPI	RPI	RPI	RPI
DIV. I ONLY		14- 5	54	9- 3	183	123	101	101	9	9
DIV. I NON-CONF.		8- 3	73	3- 1	250	215	124	124	9	9
TOTALS	RPI 1-25	RPI 26-50		W-L RECORDS		RPI 51-100	RPI 101-150	RPI 150+		
14- 5	0- 0	0- 3		OVERALL		1- 0	3- 1	10- 1		
8- 3	0- 0	0- 3		HOME		0- 0	2- 0	6- 0		
6- 2	0- 0	0- 0		AWAY		1- 0	1- 1	4- 1		
0- 0	0- 0	0- 0		NEUTRAL		0- 0	0- 0	0- 0		
8- 3	0- 0	0- 1		NON-CONFERENCE		0- 0	2- 1	6- 1		
5- 1	0- 0	0- 1		HOME		0- 0	1- 0	4- 0		
3- 2	0- 0	0- 0		AWAY		0- 0	1- 1	2- 1		
0- 0	0- 0	0- 0		NEUTRAL		0- 0	0- 0	0- 0		
6- 2	0- 0	0- 2		CONFERENCE		1- 0	1- 0	4- 0		
3- 2	0- 0	0- 2		HOME		0- 0	1- 0	2- 0		
3- 0	0- 0	0- 0		AWAY		1- 0	0- 0	2- 0		
0- 0	0- 0	0- 0		NEUTRAL		0- 0	0- 0	0- 0		

RPI 1-25				RPI 26-50				RPI 51-100				RPI 101+				Team's RPI: 101	
RPI	S	Opponent	Score	RPI	S	Opponent	Score	RPI	S	Opponent	Score	RPI	S	Opponent	Score		
				31	H	Gonzaga	44 54	60	A	St. Mary's (CA)	77 60	116	A	San Diego St.	56 45		
				46	H	BYU	53 62					121	A	Eastern Wash.	57 68		
				48	H	Texas Tech	57 58					123	H	Pacific	77 57		
												139	H	Pepperdine	70 39		
												167	A	Seattle	82 65		
												177	H	Portland	72 66		
												183	A	Fordham	42 44		
												194	H	Cal Poly	69 52		
												196	A	Santa Clara	58 41		
												232	H	Loyola Marymount	80 58		
												259	A	San Francisco	68 50		
												288	H	La.-Lafayette	103 44		
												303	H	CSU Bakersfield	99 70		
												312	H	Colgate	75 73		
												335	A	Columbia	54 32		
LAST 12 Division I GAMES:																	
				139	H	Pepperdine	70 39	196	A	Santa Clara	58 41						
				259	A	San Francisco	68 50	60	A	St. Mary's (CA)	77 60						
				31	H	Gonzaga	44 54	48	H	Texas Tech	57 58						
				177	H	Portland	72 66	303	H	CSU Bakersfield	99 70						
				46	H	BYU	53 62	194	H	Cal Poly	69 52						
				232	H	Loyola Marymount	80 58	123	H	Pacific	77 57						

Non-Div I Games: Cal St. San Marcos 80 56

San Diego

Loss, Non-Conf, S Site, H Home A Away N Neutral

Average RPI Win:	220	WON-LOST	WINNING	LAST 12	STRENGTH OF	OPP. STRENGTH	TEAM	ADJ.	CONF.	ADJ CONF.
Average RPI Loss:	98	RECORD	PCT. RANK	GAMES	SCHEDULE	OF SCHEDULE	RPI	RPI	RPI	RPI
DIV. I ONLY	16- 4	24	12- 0	316	88	116	116	23	23	
DIV. I NON-CONF.	10- 4	81	6- 0	316	28	105	105	24	24	
TOTALS	RPI 1-25	RPI 26-50	W-L RECORDS	RPI 51-100	RPI 101-150	RPI 150+				
16- 4	1- 0	0- 0	OVERALL	1- 2	1- 1	13- 1				
10- 1	0- 0	0- 0	HOME	0- 0	1- 1	9- 0				
5- 2	0- 0	0- 0	AWAY	1- 2	0- 0	4- 0				
1- 1	1- 0	0- 0	NEUTRAL	0- 0	0- 0	0- 1				
10- 4	1- 0	0- 0	NON-CONFERENCE	0- 2	1- 1	8- 1				
6- 1	0- 0	0- 0	HOME	0- 0	1- 1	5- 0				
3- 2	0- 0	0- 0	AWAY	0- 2	0- 0	3- 0				
1- 1	1- 0	0- 0	NEUTRAL	0- 0	0- 0	0- 1				
6- 0	0- 0	0- 0	CONFERENCE	1- 0	0- 0	5- 0				
4- 0	0- 0	0- 0	HOME	0- 0	0- 0	4- 0				
2- 0	0- 0	0- 0	AWAY	1- 0	0- 0	1- 0				
0- 0	0- 0	0- 0	NEUTRAL	0- 0	0- 0	0- 0				

RPI S	Opponent	Score	RPI S	Opponent	Score	RPI S	Opponent	Score	RPI S	Opponent	Score	Team's RPI: 116
21 N	DePaul	82 74				53 A	UCLA	71 78	101 H	San Diego	45 56	
						59 A	Washington St.	50 65	103 H	Washington	63 51	
						94 A	UNLV	66 62	175 H	TCU	61 46	
									177 N	Portland	58 59	
									194 H	Cal Poly	79 78	
									201 H	Penn	51 37	
									209 H	Colorado St.	66 57	
									215 A	Hawaii	71 44	
									246 A	UC Irvine	76 57	
									270 H	Wyoming	56 45	
									277 H	Longwood	79 37	
									295 A	Air Force	75 62	
									297 H	UNC Greensboro	57 29	
									302 H	New Mexico	77 47	
									303 A	CSU Bakersfield	74 60	
									315 H	Ark.-Pine Bluff	86 43	
LAST 12 Division I GAMES:												
209 H	Colorado St.	66 57	303 A	CSU Bakersfield	74 60							
270 H	Wyoming	56 45	277 H	Longwood	79 37							
295 A	Air Force	75 62	201 H	Penn	51 37							
302 H	New Mexico	77 47	297 H	UNC Greensboro	57 29							
94 A	UNLV	66 62	194 H	Cal Poly	79 78							
175 H	TCU	61 46	246 A	UC Irvine	76 57							

Non-Div I Games:

San Diego St.



Average RPI Win: 211		WON-LOST	WINNING	LAST 12	STRENGTH OF	OPP. STRENGTH	TEAM	ADJ.	CONF.	ADJ CONF.
Average RPI Loss: 141		RECORD	PCT. RANK	GAMES	SCHEDULE	OF SCHEDULE	RPI	RPI	RPI	RPI
DIV. I ONLY		4- 18	314	3- 9	103	145	259	259	9	9
DIV. I NON-CONF.		2- 11	308	1- 2	182	254	303	303	9	9
TOTALS	RPI 1-25		RPI 26-50		W-L RECORDS		RPI 51-100		RPI 101-150	RPI 150+
4- 18	0- 0		0- 3		OVERALL		1- 2		0- 4	3- 9
2- 8	0- 0		0- 2		HOME		1- 0		0- 2	1- 4
2- 9	0- 0		0- 1		AWAY		0- 2		0- 2	2- 4
0- 1	0- 0		0- 0		NEUTRAL		0- 0		0- 0	0- 1
2- 11	0- 0		0- 1		NON-CONFERENCE		0- 1		0- 1	2- 8
1- 5	0- 0		0- 1		HOME		0- 0		0- 0	1- 4
1- 5	0- 0		0- 0		AWAY		0- 1		0- 1	1- 3
0- 1	0- 0		0- 0		NEUTRAL		0- 0		0- 0	0- 1
2- 7	0- 0		0- 2		CONFERENCE		1- 1		0- 3	1- 1
1- 3	0- 0		0- 1		HOME		1- 0		0- 2	0- 0
1- 4	0- 0		0- 1		AWAY		0- 1		0- 1	1- 1
0- 0	0- 0		0- 0		NEUTRAL		0- 0		0- 0	0- 0

RPI 1-25				RPI 26-50				RPI 51-100				RPI 101+				Team's RPI: 259	
RPI	S	Opponent	Score	RPI	S	Opponent	Score	RPI	S	Opponent	Score	RPI	S	Opponent	Score		
				31	A	Gonzaga	52 87	60	A	St. Mary's (CA)	42 64	101	H	San Diego	50 68		
				40	H	Florida	68 91	60	H	St. Mary's (CA)	66 64	104	A	UC Davis	50 64		
				46	H	BYU	67 76	95	A	Colorado	66 84	139	A	Pepperdine	64 77		
												139	H	Pepperdine	69 85		
												162	H	Northern Colo.	81 85		
												167	A	Seattle	56 74		
												170	H	Cal St. Northridge	59 67		
												177	A	Portland	76 78		
												194	H	Cal Poly	66 82		
												211	A	UC Santa Barbara	41 60		
												220	N	Loyola Chicago	63 65		
												232	A	Loyola Marymount	61 59		
												237	H	Cal St. Fullerton	50 55		
												242	A	Ohio	53 63		
												261	A	San Jose St.	88 77		
												289	H	Sacramento St.	86 71		
LAST 12 Division I GAMES:																	
				101	H	San Diego	50 68	60	A	St. Mary's (CA)	42 64						
				60	H	St. Mary's (CA)	66 64	232	A	Loyola Marymount	61 59						
				139	A	Pepperdine	64 77	139	H	Pepperdine	69 85						
				177	A	Portland	76 78	237	H	Cal St. Fullerton	50 55						
				31	A	Gonzaga	52 87	289	H	Sacramento St.	86 71						
				46	H	BYU	67 76	242	A	Ohio	53 63						

Non-Div I Games:

San Francisco

■ Loss, ■ Non-Conf, S Site, H Home A Away N Neutral

Average RPI Win:	271	WON-LOST	WINNING	LAST 12	STRENGTH OF	OPP. STRENGTH	TEAM	ADJ.	CONF.	ADJ CONF.
Average RPI Loss:	177	RECORD	PCT. RANK	GAMES	SCHEDULE	OF SCHEDULE	RPI	RPI	RPI	RPI
DIV. I ONLY	8- 12	222	7- 5	281	287	261	261	25	25	
DIV. I NON-CONF.	5- 10	240	4- 3	265	317	260	260	26	26	
TOTALS	RPI 1-25	RPI 26-50	W-L RECORDS	RPI 51-100	RPI 101-150	RPI 150+				
8- 12	0- 0	0- 0	OVERALL	0- 2	0- 2	8- 8				
4- 5	0- 0	0- 0	HOME	0- 0	0- 1	4- 4				
4- 6	0- 0	0- 0	AWAY	0- 2	0- 1	4- 3				
0- 1	0- 0	0- 0	NEUTRAL	0- 0	0- 0	0- 1				
5- 10	0- 0	0- 0	NON-CONFERENCE	0- 1	0- 2	5- 7				
2- 4	0- 0	0- 0	HOME	0- 0	0- 1	2- 3				
3- 5	0- 0	0- 0	AWAY	0- 1	0- 1	3- 3				
0- 1	0- 0	0- 0	NEUTRAL	0- 0	0- 0	0- 1				
3- 2	0- 0	0- 0	CONFERENCE	0- 1	0- 0	3- 1				
2- 1	0- 0	0- 0	HOME	0- 0	0- 0	2- 1				
1- 1	0- 0	0- 0	AWAY	0- 1	0- 0	1- 0				
0- 0	0- 0	0- 0	NEUTRAL	0- 0	0- 0	0- 0				

RPI S	Opponent	Score	RPI S	Opponent	Score	RPI S	Opponent	Score	RPI S	Opponent	Score	Team's RPI: 261
						65	A Fresno St.	49 76	104	A UC Davis	60 80	
						94	A UNLV	41 78	117	H Eastern Ill.	71 93	
									156	N American	46 49	
									170	A Cal St. Northridge	55 85	
									190	H Brown	47 61	
									194	A Cal Poly	55 71	
									196	A Santa Clara	74 53	
									203	H Louisiana Tech	64 70	
									215	H Hawaii	83 67	
									237	H Cal St. Fullerton	65 81	
									259	H San Francisco	77 88	
									276	A Nevada	86 79	
									282	H Northern Ariz.	74 64	
									284	A Southern Utah	70 68	
									290	A Utah Valley	57 45	
									295	H Air Force	68 53	
									330	H New Mexico St.	67 62	
									333	A Weber St.	67 69	
LAST 12 Division I GAMES:												
276	A	Nevada	86	79	284	A	Southern Utah	70	68			
65	A	Fresno St.	49	76	190	H	Brown	47	61			
203	H	Louisiana Tech	64	70	237	H	Cal St. Fullerton	65	81			
330	H	New Mexico St.	67	62	295	H	Air Force	68	53			
215	H	Hawaii	83	67	196	A	Santa Clara	74	53			
290	A	Utah Valley	57	45	170	A	Cal St. Northridge	55	85			

Non-Div I Games:

San Jose St.

Santa Clara

Through Games Of Sunday, January 29, 2012

Average RPI Win:	219	WON-LOST	WINNING	LAST 12	STRENGTH OF	OPP. STRENGTH	TEAM	ADJ.	CONF.	ADJ CONF.
Average RPI Loss:	119	RECORD	PCT. RANK	GAMES	SCHEDULE	OF SCHEDULE	RPI	RPI	RPI	RPI
DIV. I ONLY	8- 13	229	2- 10	100	147	196	196	9	9	
DIV. I NON-CONF.	7- 6	153	1- 3	151	237	231	231	9	9	
TOTALS	RPI 1-25	RPI 26-50	W-L RECORDS	RPI 51-100	RPI 101-150	RPI 150+				
8- 13	0- 1	0- 3	OVERALL	0- 2	1- 3	7- 4				
6- 6	0- 1	0- 2	HOME	0- 0	1- 2	5- 1				
2- 7	0- 0	0- 1	AWAY	0- 2	0- 1	2- 3				
0- 0	0- 0	0- 0	NEUTRAL	0- 0	0- 0	0- 0				
7- 6	0- 1	0- 1	NON-CONFERENCE	0- 1	1- 0	6- 3				
5- 2	0- 1	0- 0	HOME	0- 0	1- 0	4- 1				
2- 4	0- 0	0- 1	AWAY	0- 1	0- 0	2- 2				
0- 0	0- 0	0- 0	NEUTRAL	0- 0	0- 0	0- 0				
1- 7	0- 0	0- 2	CONFERENCE	0- 1	0- 3	1- 1				
1- 4	0- 0	0- 2	HOME	0- 0	0- 2	1- 0				
0- 3	0- 0	0- 0	AWAY	0- 1	0- 1	0- 1				
0- 0	0- 0	0- 0	NEUTRAL	0- 0	0- 0	0- 0				

RPI 1-25				RPI 26-50				RPI 51-100				RPI 101+ Team's RPI: 196			
RPI	S	Opponent	Score	RPI	S	Opponent	Score	RPI	S	Opponent	Score	RPI	S	Opponent	Score
25	H	Princeton	61 77	31	H	Gonzaga	68 81	60	A	St. Mary's (CA)	52 72	101	H	San Diego	41 58
				35	A	California	58 75	65	A	Fresno St.	71 83	104	H	UC Davis	81 78
				46	H	BYU	64 74					139	A	Pepperdine	57 67
												139	H	Pepperdine	56 62
												162	H	Northern Colo.	71 37
												167	A	Seattle	62 80
												170	A	Cal St. Northridge	90 72
												177	H	Portland	78 63
												232	A	Loyola Marymount	54 64
												246	A	UC Irvine	82 88
												261	H	San Jose St.	53 74
												262	H	Long Beach St.	73 63
												284	H	Southern Utah	79 78
												289	A	Sacramento St.	96 76
												303	H	CSU Bakersfield	93 87
LAST 12 Division I GAMES:															
46	H	BYU	64 74	177	H	Portland	78 63								
60	A	St. Mary's (CA)	52 72	139	H	Pepperdine	56 62								
232	A	Loyola Marymount	54 64	289	A	Sacramento St.	96 76								
31	H	Gonzaga	68 81	25	H	Princeton	61 77								
139	A	Pepperdine	57 67	261	H	San Jose St.	53 74								
101	H	San Diego	41 58	167	A	Seattle	62 80								

Non-Div I Games:

Santa Clara

Loss, Non-Conf, S Site, H Home A Away N Neutral

Average RPI Win:	278	WON-LOST	WINNING	LAST 12	STRENGTH OF	OPP. STRENGTH	TEAM	ADJ.	CONF.	ADJ CONF.
Average RPI Loss:	154	RECORD	PCT. RANK	GAMES	SCHEDULE	OF SCHEDULE	RPI	RPI	RPI	RPI
DIV. I ONLY	5- 12	280	3- 8	145	313	254	254	28	28	
DIV. I NON-CONF.	3- 6	240	1- 4	113	285	243	243	27	27	
TOTALS	RPI 1-25	RPI 26-50	W-L RECORDS	RPI 51-100	RPI 101-150	RPI 150+				
5- 12	0- 0	0- 2	OVERALL	0- 1	0- 4	5- 5				
4- 3	0- 0	0- 0	HOME	0- 0	0- 3	4- 0				
1- 9	0- 0	0- 2	AWAY	0- 1	0- 1	1- 5				
0- 0	0- 0	0- 0	NEUTRAL	0- 0	0- 0	0- 0				
3- 6	0- 0	0- 2	NON-CONFERENCE	0- 0	0- 2	3- 2				
2- 1	0- 0	0- 0	HOME	0- 0	0- 1	2- 0				
1- 5	0- 0	0- 2	AWAY	0- 0	0- 1	1- 2				
0- 0	0- 0	0- 0	NEUTRAL	0- 0	0- 0	0- 0				
2- 6	0- 0	0- 0	CONFERENCE	0- 1	0- 2	2- 3				
2- 2	0- 0	0- 0	HOME	0- 0	0- 2	2- 0				
0- 4	0- 0	0- 0	AWAY	0- 1	0- 0	0- 3				
0- 0	0- 0	0- 0	NEUTRAL	0- 0	0- 0	0- 0				

RPI S	Opponent	Score	RPI S	Opponent	Score	RPI S	Opponent	Score	RPI S	Opponent	Score	Team's RPI: 254
29	A Nebraska	50 70	75	A Hampton	40 59	102	H Howard	51 64				
39	A South Carolina	39 65				112	H Mississippi St.	42 56				
						114	A North Carolina	21 74				
						141	H Coppin St.	45 71				
						154	A Florida A&M	50 55				
						179	A UCF	48 62				
						243	H South Carolina St.	76 65				
						252	H Morgan St.	69 60				
						271	A Norfolk St.	49 54				
						288	H La.-Lafayette	41 36				
						300	H Jacksonville	67 64				
						306	A North Florida	64 61				
						308	A Alabama St.	45 47				
						324	A Bethune-Cookman	54 58				
LAST 12 Division I GAMES:												
102	H Howard	51 64	114	A North Carolina	21 74							
243	H South Carolina St.	76 65	39	A South Carolina	39 65							
324	A Bethune-Cookman	54 58	308	A Alabama St.	45 47							
154	A Florida A&M	50 55	288	H La.-Lafayette	41 36							
252	H Morgan St.	69 60	179	A UCF	48 62							
141	H Coppin St.	45 71	75	A Hampton	40 59							

Non-Div I Games: Paine 55 38 Columbia (SC) 68 35 Talladega 74 58

Savannah St.

Average RPI Win: <b>226</b>	WON-LOST	WINNING	LAST 12	STRENGTH OF	OPP. STRENGTH	TEAM	ADJ.	CONF.	ADJ CONF.
Average RPI Loss: <b>105</b>	RECORD	PCT. RANK	GAMES	SCHEDULE	OF SCHEDULE	RPI	RPI	RPI	RPI
DIV. I ONLY	12- 9	127	7- 5	176	142	167	167	29	29
DIV. I NON-CONF.	12- 9	129	7- 5	184	174	165	165	32	32
TOTALS	RPI 1-25	RPI 26-50	W-L RECORDS	RPI 51-100	RPI 101-150	RPI 150+			
12- 9	0- 0	0- 1	OVERALL	1- 2	0- 5	11- 1			
9- 5	0- 0	0- 1	HOME	1- 1	0- 2	8- 1			
3- 4	0- 0	0- 0	AWAY	0- 1	0- 3	3- 0			
0- 0	0- 0	0- 0	NEUTRAL	0- 0	0- 0	0- 0			
12- 9	0- 0	0- 1	NON-CONFERENCE	1- 2	0- 5	11- 1			
9- 5	0- 0	0- 1	HOME	1- 1	0- 2	8- 1			
3- 4	0- 0	0- 0	AWAY	0- 1	0- 3	3- 0			
0- 0	0- 0	0- 0	NEUTRAL	0- 0	0- 0	0- 0			
0- 0	0- 0	0- 0	CONFERENCE	0- 0	0- 0	0- 0			
0- 0	0- 0	0- 0	HOME	0- 0	0- 0	0- 0			
0- 0	0- 0	0- 0	AWAY	0- 0	0- 0	0- 0			
0- 0	0- 0	0- 0	NEUTRAL	0- 0	0- 0	0- 0			

RPI S	Opponent	Score	RPI S	Opponent	Score	RPI S	Opponent	Score	RPI S	Opponent	Score	Team's RPI: 167
46	H BYU	55 69	60	H St. Mary's (CA)	70 71	101	H San Diego	65 82	103	A Washington	53 72	
			65	A Fresno St.	61 71	104	H UC Davis	62 66	123	A Pacific	79 81	
			86	H Eastern Mich.	75 72	148	A UALR	63 72	161	H Saint Francis (PA)	74 70	
						177	H Portland	69 55	196	H Santa Clara	80 62	
						199	H Akron	74 85	209	H Colorado St.	61 43	
						211	H UC Santa Barbara	60 55	246	A UC Irvine	86 58	
						251	A Boise St.	89 80	259	H San Francisco	74 56	
						262	H Long Beach St.	78 49	322	A Idaho	80 72	
						328	H Chicago St.	80 38				
LAST 12 Division I GAMES:												
46	H BYU	55 69	322	A Idaho	80 72							
246	A UC Irvine	86 58	86	H Eastern Mich.	75 72							
123	A Pacific	79 81	161	H Saint Francis (PA)	74 70							
328	H Chicago St.	80 38	148	A UALR	63 72							
65	A Fresno St.	61 71	60	H St. Mary's (CA)	70 71							
209	H Colorado St.	61 43	196	H Santa Clara	80 62							

Non-Div I Games:

Seattle

## Seton Hall

Through Games Of Sunday, January 29, 2012

Average RPI Win:	190	WON-LOST	WINNING	LAST 12	STRENGTH OF	OPP. STRENGTH	TEAM	ADJ.	CONF.	ADJ CONF.
Average RPI Loss:	79	RECORD	PCT. RANK	GAMES	SCHEDULE	OF SCHEDULE	RPI	RPI	RPI	RPI
DIV. I ONLY	7- 15	260	2- 10	27	82	152	152	2	2	
DIV. I NON-CONF.	7- 7	160	2- 3	60	196	198	198	2	2	
TOTALS	RPI 1-25	RPI 26-50	W-L RECORDS	RPI 51-100	RPI 101-150	RPI 150+				
7- 15	0- 4	0- 1	OVERALL	2- 5	0- 3	5- 2				
3- 9	0- 4	0- 0	HOME	2- 1	0- 3	1- 1				
2- 5	0- 0	0- 1	AWAY	0- 3	0- 0	2- 0				
2- 1	0- 0	0- 0	NEUTRAL	0- 0	0- 0	2- 1				
7- 7	0- 1	0- 1	NON-CONFERENCE	2- 1	0- 2	5- 2				
3- 4	0- 1	0- 0	HOME	2- 0	0- 2	1- 1				
2- 2	0- 0	0- 1	AWAY	0- 1	0- 0	2- 0				
2- 1	0- 0	0- 0	NEUTRAL	0- 0	0- 0	2- 1				
0- 8	0- 3	0- 0	CONFERENCE	0- 4	0- 1	0- 0				
0- 5	0- 3	0- 0	HOME	0- 1	0- 1	0- 0				
0- 3	0- 0	0- 0	AWAY	0- 3	0- 0	0- 0				
0- 0	0- 0	0- 0	NEUTRAL	0- 0	0- 0	0- 0				

RPI 1-25				RPI 26-50				RPI 51-100				RPI 101+ Team's RPI: 152			
RPI	S	Opponent	Score	RPI	S	Opponent	Score	RPI	S	Opponent	Score	RPI	S	Opponent	Score
3	H	Connecticut	37 70	38	A	Hofstra	74 94	72	A	West Virginia	63 79	102	H	Howard	44 63
5	H	Notre Dame	36 74					76	H	Drexel	77 64	113	H	Wake Forest	44 60
21	H	DePaul	59 71					77	H	Fla. Gulf Coast	57 51	124	H	Syracuse	66 70
22	H	Michigan	47 51					81	A	Marquette	60 69	172	N	Alabama	56 62
								82	A	Memphis	73 82	186	H	William & Mary	54 61
								83	A	South Fla.	45 57	193	A	New Hampshire	61 38
								83	H	South Fla.	49 68	203	N	Louisiana Tech	72 69
												222	N	Old Dominion	60 49
												263	A	Army	53 50
												298	H	Stony Brook	65 30
LAST 12 Division I GAMES:															
21	H	DePaul	59 71	5	H	Notre Dame	36 74								
83	A	South Fla.	45 57	82	A	Memphis	73 82								
124	H	Syracuse	66 70	102	H	Howard	44 63								
83	H	South Fla.	49 68	186	H	William & Mary	54 61								
72	A	West Virginia	63 79	298	H	Stony Brook	65 30								
81	A	Marquette	60 69	76	H	Drexel	77 64								

Non-Div I Games:

Seton Hall

■ Loss, 
■ Non-Conf, 
■ S Site, 
■ H Home 
■ A Away 
N Neutral

Average RPI Win: <b>277</b>	WON-LOST	WINNING	LAST 12	STRENGTH OF	OPP. STRENGTH	TEAM	ADJ.	CONF.	ADJ CONF.
Average RPI Loss: <b>170</b>	RECORD	PCT. RANK	GAMES	SCHEDULE	OF SCHEDULE	RPI	RPI	RPI	RPI
DIV. I ONLY	6- 13	266	5- 6	282	266	305	305	22	22
DIV. I NON-CONF.	2- 7	288	1- 0	320	279	320	320	21	21
TOTALS	RPI 1-25	RPI 26-50	W-L RECORDS	RPI 51-100	RPI 101-150	RPI 150+			
6- 13	0- 0	0- 1	OVERALL	0- 1	0- 3	6- 8			
4- 7	0- 0	0- 1	HOME	0- 1	0- 2	4- 3			
2- 6	0- 0	0- 0	AWAY	0- 0	0- 1	2- 5			
0- 0	0- 0	0- 0	NEUTRAL	0- 0	0- 0	0- 0			
2- 7	0- 0	0- 0	NON-CONFERENCE	0- 1	0- 1	2- 5			
1- 4	0- 0	0- 0	HOME	0- 1	0- 1	1- 2			
1- 3	0- 0	0- 0	AWAY	0- 0	0- 0	1- 3			
0- 0	0- 0	0- 0	NEUTRAL	0- 0	0- 0	0- 0			
4- 6	0- 0	0- 1	CONFERENCE	0- 0	0- 2	4- 3			
3- 3	0- 0	0- 1	HOME	0- 0	0- 1	3- 1			
1- 3	0- 0	0- 0	AWAY	0- 0	0- 1	1- 2			
0- 0	0- 0	0- 0	NEUTRAL	0- 0	0- 0	0- 0			

RPI S	Opponent	Score	RPI S	Opponent	Score	RPI S	Opponent	Score	RPI S	Opponent	Score	Team's RPI: 305
47	H Marist	45 <b>56</b>	79	H Sacred Heart	45 <b>62</b>	110	A Fairfield	48 <b>52</b>				
						110	H Fairfield	49 <b>68</b>				
						120	H Albany (NY)	48 <b>72</b>				
						178	A Iona	71 <b>87</b>				
						187	A Central Conn. St.	47 <b>51</b>				
						198	H Canisius	67 61				
						215	H Massachusetts	53 <b>58</b>				
						217	A Loyola Maryland	45 <b>55</b>				
						217	H Loyola Maryland	54 <b>67</b>				
						225	A Navy	50 <b>61</b>				
						228	H Binghamton	70 <b>80</b>				
						248	A Rider	67 56				
						266	H Niagara	62 49				
						278	A N.C. A&T	53 <b>67</b>				
						311	A Maine	78 51				
						318	H Rhode Island	73 65				
						323	H Saint Peter's	62 50				
LAST 12 Division I GAMES:												
47	H Marist	45 <b>56</b>	110	A Fairfield	48 <b>52</b>							
323	H Saint Peter's	62 50	217	H Loyola Maryland	54 <b>67</b>							
248	A Rider	67 56	178	A Iona	71 <b>87</b>							
110	H Fairfield	49 <b>68</b>	198	H Canisius	67 61							
217	A Loyola Maryland	45 <b>55</b>	311	A Maine	78 51							
266	H Niagara	62 49	215	H Massachusetts	53 <b>58</b>							

Non-Div I Games:

Siena

Average RPI Win:	237	WON-LOST	WINNING	LAST 12	STRENGTH OF	OPP. STRENGTH	TEAM	ADJ.	CONF.	ADJ CONF.
Average RPI Loss:	152	RECORD	PCT. RANK	GAMES	SCHEDULE	OF SCHEDULE	RPI	RPI	RPI	RPI
DIV. I ONLY	10- 9	151	5- 6	262	198	182	182	19	19	
DIV. I NON-CONF.	5- 5	160	0- 2	301	185	213	213	14	14	
TOTALS	RPI 1-25	RPI 26-50	W-L RECORDS	RPI 51-100	RPI 101-150	RPI 150+				
10- 9	0- 0	0- 0	OVERALL	0- 2	2- 2	8- 5				
6- 2	0- 0	0- 0	HOME	0- 1	1- 0	5- 1				
3- 7	0- 0	0- 0	AWAY	0- 1	0- 2	3- 4				
1- 0	0- 0	0- 0	NEUTRAL	0- 0	1- 0	0- 0				
5- 5	0- 0	0- 0	NON-CONFERENCE	0- 0	1- 1	4- 4				
3- 0	0- 0	0- 0	HOME	0- 0	0- 0	3- 0				
1- 5	0- 0	0- 0	AWAY	0- 0	0- 1	1- 4				
1- 0	0- 0	0- 0	NEUTRAL	0- 0	1- 0	0- 0				
5- 4	0- 0	0- 0	CONFERENCE	0- 2	1- 1	4- 1				
3- 2	0- 0	0- 0	HOME	0- 1	1- 0	2- 1				
2- 2	0- 0	0- 0	AWAY	0- 1	0- 1	2- 0				
0- 0	0- 0	0- 0	NEUTRAL	0- 0	0- 0	0- 0				

RPI S	Opponent	Score	RPI S	Opponent	Score	RPI S	Opponent	Score	RPI S	Opponent	Score	Team's RPI: 182
						54	A Middle Tenn.	39 60	112	A Mississippi St.	47 63	
						54	H Middle Tenn.	53 60	118	H Denver	57 51	
									132	N Utah	61 53	
									148	A UALR	43 55	
									157	A Sam Houston St.	50 53	
									159	H FIU	48 50	
									160	H North Texas	69 60	
									171	A Ole Miss	45 54	
									179	H UCF	89 76	
									235	H Southern U.	57 44	
									245	A Tennessee St.	69 74	
									258	A UTSA	54 42	
									272	A Southern Miss.	62 67	
									288	A La.-Lafayette	72 68	
									320	H Northwestern St.	64 51	
									338	A Troy	53 46	
									338	H Troy	63 26	
LAST 12 Division I GAMES:												
338	H	Troy	63	26	118	H	Denver	57	51			
148	A	UALR	43	55	160	H	North Texas	69	60			
54	H	Middle Tenn.	53	60	54	A	Middle Tenn.	39	60			
159	H	FIU	48	50	157	A	Sam Houston St.	50	53			
338	A	Troy	53	46	272	A	Southern Miss.	62	67			
288	A	La.-Lafayette	72	68	245	A	Tennessee St.	69	74			

Non-Div I Games: Talladega 57 52 Spring Hill 97 46

South Ala.

Loss, Non-Conf, S Site, H Home A Away N Neutral



# South Carolina

Through Games Of Sunday, January 29, 2012

Average RPI Win:	159	WON-LOST	WINNING	LAST 12	STRENGTH OF	OPP. STRENGTH	TEAM	ADJ.	CONF.	ADJ CONF.
Average RPI Loss:	43	RECORD	PCT. RANK	GAMES	SCHEDULE	OF SCHEDULE	RPI	RPI	RPI	RPI
DIV. I ONLY	17- 5	29	9- 3	77	56	39	39	3	3	
DIV. I NON-CONF.	11- 2	24	3- 0	235	88	88	88	5	5	
TOTALS	RPI 1-25	RPI 26-50	W-L RECORDS	RPI 51-100	RPI 101-150	RPI 150+				
17- 5	0- 1	3- 2	OVERALL	2- 2	2- 0	10- 0				
10- 2	0- 1	1- 1	HOME	0- 0	1- 0	8- 0				
6- 3	0- 0	2- 1	AWAY	2- 2	0- 0	2- 0				
1- 0	0- 0	0- 0	NEUTRAL	0- 0	1- 0	0- 0				
11- 2	0- 0	0- 1	NON-CONFERENCE	2- 1	1- 0	8- 0				
6- 1	0- 0	0- 1	HOME	0- 0	0- 0	6- 0				
4- 1	0- 0	0- 0	AWAY	2- 1	0- 0	2- 0				
1- 0	0- 0	0- 0	NEUTRAL	0- 0	1- 0	0- 0				
6- 3	0- 1	3- 1	CONFERENCE	0- 1	1- 0	2- 0				
4- 1	0- 1	1- 0	HOME	0- 0	1- 0	2- 0				
2- 2	0- 0	2- 1	AWAY	0- 1	0- 0	0- 0				
0- 0	0- 0	0- 0	NEUTRAL	0- 0	0- 0	0- 0				

RPI S	Opponent	Score	RPI S	Opponent	Score	Team's RPI: 39	RPI S	Opponent	Score	RPI S	Opponent	Score
9	H Kentucky	58 66	26	H Penn St.	50 55		62	A North Carolina St.	53 55	112	H Mississippi St.	69 43
			34	A LSU	48 58		76	A Drexel	62 58	114	N North Carolina	79 48
			37	A Vanderbilt	65 60		84	A Auburn	49 53	171	H Ole Miss	61 43
			37	H Vanderbilt	65 55		97	A Illinois	71 52	172	H Alabama	68 42
			40	A Florida	49 44					173	H Furman	72 33
										202	A Xavier	67 56
										224	A Clemson	65 48
										227	H Col. of Charleston	59 40
										238	H Alabama A&M	60 53
										243	H South Carolina St.	66 21
										254	H Savannah St.	65 39
										291	H Presbyterian	52 24
LAST 12 Division I GAMES:												
112	H Mississippi St.	69 43	40	A Florida	49 44							
171	H Ole Miss	61 43	37	H Vanderbilt	65 55							
37	A Vanderbilt	65 60	172	H Alabama	68 42							
84	A Auburn	49 53	76	A Drexel	62 58							
9	H Kentucky	58 66	254	H Savannah St.	65 39							
34	A LSU	48 58	114	N North Carolina	79 48							

Non-Div I Games:

South Carolina

Loss, Non-Conf, S Site, H Home A Away N Neutral

South Carolina St.

Through Games Of Sunday, January 29, 2012

Average RPI Win:	279	WON-LOST	WINNING	LAST 12	STRENGTH OF	OPP. STRENGTH	TEAM	ADJ.	CONF.	ADJ CONF.
Average RPI Loss:	174	RECORD	PCT. RANK	GAMES	SCHEDULE	OF SCHEDULE	RPI	RPI	RPI	RPI
DIV. I ONLY	6- 10	235	5- 6	248	308	243	243	28	28	
DIV. I NON-CONF.	3- 6	240	2- 3	259	289	247	247	27	27	
TOTALS	RPI 1-25	RPI 26-50	W-L RECORDS	RPI 51-100	RPI 101-150	RPI 150+				
6- 10	0- 0	0- 2	OVERALL	0- 1	0- 1	6- 6				
3- 2	0- 0	0- 0	HOME	0- 0	0- 1	3- 1				
2- 8	0- 0	0- 2	AWAY	0- 1	0- 0	2- 5				
1- 0	0- 0	0- 0	NEUTRAL	0- 0	0- 0	1- 0				
3- 6	0- 0	0- 2	NON-CONFERENCE	0- 0	0- 0	3- 4				
2- 1	0- 0	0- 0	HOME	0- 0	0- 0	2- 1				
0- 5	0- 0	0- 2	AWAY	0- 0	0- 0	0- 3				
1- 0	0- 0	0- 0	NEUTRAL	0- 0	0- 0	1- 0				
3- 4	0- 0	0- 0	CONFERENCE	0- 1	0- 1	3- 2				
1- 1	0- 0	0- 0	HOME	0- 0	0- 1	1- 0				
2- 3	0- 0	0- 0	AWAY	0- 1	0- 0	2- 2				
0- 0	0- 0	0- 0	NEUTRAL	0- 0	0- 0	0- 0				

RPI S	Opponent	Score	RPI S	Opponent	Score	RPI S	Opponent	Score	RPI S	Opponent	Score	Team's RPI: 243
28	A Georgia	48 85	75	A Hampton	41 73	141	H Coppin St.	39 57				
39	A South Carolina	21 66				154	A Florida A&M	62 79				
						207	H Charleston So.	68 65				
						224	A Clemson	38 83				
						233	A Winthrop	59 67				
						252	H Morgan St.	84 71				
						254	A Savannah St.	65 76				
						271	A Norfolk St.	75 69				
						291	H Presbyterian	50 53				
						294	N Coastal Caro.	61 59				
						300	A Jacksonville	67 68				
						324	A Bethune-Cookman	71 60				
						327	H UNC Asheville	92 82				
LAST 12 Division I GAMES:												
254	A Savannah St.	65 76	327	H UNC Asheville	92 82							
154	A Florida A&M	62 79	294	N Coastal Caro.	61 59							
324	A Bethune-Cookman	71 60	39	A South Carolina	21 66							
141	H Coppin St.	39 57	233	A Winthrop	59 67							
252	H Morgan St.	84 71	271	A Norfolk St.	75 69							
300	A Jacksonville	67 68	75	A Hampton	41 73							

Non-Div I Games: Claflin 76 59 Southern Wesleyan 78 56

South Carolina St.

Loss, Non-Conf, S Site, H Home A Away N Neutral

Average RPI Win:	216	WON-LOST	WINNING	LAST 12	STRENGTH OF	OPP. STRENGTH	TEAM	ADJ.	CONF.	ADJ CONF.
Average RPI Loss:	164	RECORD	PCT. RANK	GAMES	SCHEDULE	OF SCHEDULE	RPI	RPI	RPI	RPI
DIV. I ONLY	11- 6	95	8- 4	240	223	129	129	16	16	
DIV. I NON-CONF.	6- 1	20	4- 0	82	270	70	70	11	11	
TOTALS	RPI 1-25	RPI 26-50	W-L RECORDS	RPI 51-100	RPI 101-150	RPI 150+				
11- 6	0- 0	0- 0	OVERALL	2- 1	0- 3	9- 2				
6- 1	0- 0	0- 0	HOME	0- 0	0- 1	6- 0				
5- 5	0- 0	0- 0	AWAY	2- 1	0- 2	3- 2				
0- 0	0- 0	0- 0	NEUTRAL	0- 0	0- 0	0- 0				
6- 1	0- 0	0- 0	NON-CONFERENCE	2- 0	0- 1	4- 0				
3- 0	0- 0	0- 0	HOME	0- 0	0- 0	3- 0				
3- 1	0- 0	0- 0	AWAY	2- 0	0- 1	1- 0				
0- 0	0- 0	0- 0	NEUTRAL	0- 0	0- 0	0- 0				
5- 5	0- 0	0- 0	CONFERENCE	0- 1	0- 2	5- 2				
3- 1	0- 0	0- 0	HOME	0- 0	0- 1	3- 0				
2- 4	0- 0	0- 0	AWAY	0- 1	0- 1	2- 2				
0- 0	0- 0	0- 0	NEUTRAL	0- 0	0- 0	0- 0				

RPI 1-25			RPI 26-50			RPI 51-100			RPI 101+			Team's RPI: 129
RPI	S	Opponent	Score	RPI	S	Opponent	Score	RPI	S	Opponent	Score	
								64	A	Idaho St.	66	54
								73	A	South Dakota St.	51	59
								80	A	Creighton	56	53
				</								

S  
o  
u  
t  
h  
D  
a  
k  
o  
t  
a

S  
o  
u  
t  
h  
D  
a  
k  
o  
t  
a

Non-Div I Games: Viterbo 82 34 Tabor 94 16

South Dakota

Loss, Non-Conf, S Site, H Home A Away N Neutral

Average RPI Win:	196	WON-LOST	WINNING	LAST 12	STRENGTH OF	OPP. STRENGTH	TEAM	ADJ.	CONF.	ADJ CONF.
Average RPI Loss:	62	RECORD	PCT. RANK	GAMES	SCHEDULE	OF SCHEDULE	RPI	RPI	RPI	RPI
DIV. I ONLY	13- 7	86	8- 3	104	94	73	73	16	16	
DIV. I NON-CONF.	4- 6	212	1- 2	18	7	18	18	11	11	
TOTALS	RPI 1-25	RPI 26-50	W-L RECORDS	RPI 51-100	RPI 101-150	RPI 150+				
13- 7	0- 1	0- 2	OVERALL	1- 3	5- 1	7- 0				
7- 1	0- 1	0- 0	HOME	1- 0	4- 0	2- 0				
6- 4	0- 0	0- 1	AWAY	0- 2	1- 1	5- 0				
0- 2	0- 0	0- 1	NEUTRAL	0- 1	0- 0	0- 0				
4- 6	0- 1	0- 2	NON-CONFERENCE	1- 3	3- 0	0- 0				
3- 1	0- 1	0- 0	HOME	1- 0	2- 0	0- 0				
1- 3	0- 0	0- 1	AWAY	0- 2	1- 0	0- 0				
0- 2	0- 0	0- 1	NEUTRAL	0- 1	0- 0	0- 0				
9- 1	0- 0	0- 0	CONFERENCE	0- 0	2- 1	7- 0				
4- 0	0- 0	0- 0	HOME	0- 0	2- 0	2- 0				
5- 1	0- 0	0- 0	AWAY	0- 0	0- 1	5- 0				
0- 0	0- 0	0- 0	NEUTRAL	0- 0	0- 0	0- 0				

RPI 1-25				RPI 26-50				RPI 51-100 Team's RPI: 73				RPI 101+			
RPI	S	Opponent	Score	RPI	S	Opponent	Score	RPI	S	Opponent	Score	RPI	S	Opponent	Score
12	H	Kansas St.	46 63	29	A	Nebraska	71 80	54	A	Middle Tenn.	49 59	115	A	Oral Roberts	65 71
				47	N	Marist	49 57	59	H	Washington St.	63 58	129	H	South Dakota	59 51
								81	A	Marquette	51 59	138	H	Utah St.	84 73
								96	N	Cincinnati	22 55	148	A	UALR	60 49
												148	H	UALR	64 55
												149	H	UMKC	75 62
												168	H	Oakland	62 52
												234	A	North Dakota St.	88 52
												253	A	Western Ill.	82 56
												260	A	IUPUI	74 63
												284	A	Southern Utah	66 50
												287	A	IPFW	76 66
												287	H	IPFW	81 58
LAST 12 Division I GAMES:															
				287	A	IPFW	76 66	287	H	IPFW	81 58				
				234	A	North Dakota St.	88 52	168	H	Oakland	62 52				
				129	H	South Dakota	59 51	29	A	Nebraska	71 80				
				149	H	UMKC	75 62	81	A	Marquette	51 59				
				284	A	Southern Utah	66 50	148	H	UALR	64 55				
				115	A	Oral Roberts	65 71	12	H	Kansas St.	46 63				

Non-Div I Games: St. Cloud St. 74 35

South Dakota St.

Average RPI Win:	190	WON-LOST	WINNING	LAST 12	STRENGTH OF	OPP. STRENGTH	TEAM	ADJ.	CONF.	ADJ CONF.
Average RPI Loss:	34	RECORD	PCT. RANK	GAMES	SCHEDULE	OF SCHEDULE	RPI	RPI	RPI	RPI
DIV. I ONLY	12- 10	144	6- 5	59	46	83	83	2	2	
DIV. I NON-CONF.	8- 6	129	2- 1	116	127	130	130	2	2	
TOTALS	RPI 1-25	RPI 26-50	W-L RECORDS	RPI 51-100	RPI 101-150	RPI 150+				
12- 10	1- 5	0- 2	OVERALL	1- 3	3- 0	7- 0				
6- 2	1- 2	0- 0	HOME	0- 0	1- 0	4- 0				
4- 3	0- 1	0- 0	AWAY	1- 1	0- 0	3- 0				
2- 5	0- 1	0- 2	NEUTRAL	0- 2	2- 0	0- 0				
8- 6	0- 1	0- 2	NON-CONFERENCE	0- 3	3- 0	5- 0				
4- 0	0- 0	0- 0	HOME	0- 0	1- 0	3- 0				
2- 1	0- 0	0- 0	AWAY	0- 1	0- 0	2- 0				
2- 5	0- 1	0- 2	NEUTRAL	0- 2	2- 0	0- 0				
4- 4	1- 4	0- 0	CONFERENCE	1- 0	0- 0	2- 0				
2- 2	1- 2	0- 0	HOME	0- 0	0- 0	1- 0				
2- 2	0- 2	0- 0	AWAY	1- 0	0- 0	1- 0				
0- 0	0- 0	0- 0	NEUTRAL	0- 0	0- 0	0- 0				

RPI S	Opponent	Score	RPI S	Opponent	Score	RPI S	Opponent	Score	RPI S	Opponent	Score
3	A Connecticut	62 77	30	N Arkansas	61 65	55	N Florida St.	49 62	107	N Minnesota	60 52
10	H Rutgers	66 72	45	N Dayton	63 73	64	N Idaho St.	63 76	122	H Stetson	77 62
13	N Miami (FL)	72 92				84	A Auburn	45 62	145	N Central Mich.	86 80
16	A Louisville	57 63				96	A Cincinnati	58 55	152	A Seton Hall	68 49
21	H DePaul	66 63							152	H Seton Hall	57 45
24	H Georgetown	56 66							241	H Md.-East. Shore	71 50
									295	A Air Force	73 70
									306	H North Florida	76 41
									323	A Saint Peter's	68 52
									324	H Bethune-Cookman	72 36
LAST 12 Division I GAMES:											
3	A Connecticut	62 77	24	H Georgetown	56 66						
152	H Seton Hall	57 45	96	A Cincinnati	58 55						
10	H Rutgers	66 72	323	A Saint Peter's	68 52						
21	H DePaul	66 63	45	N Dayton	63 73						
152	A Seton Hall	68 49	241	H Md.-East. Shore	71 50						
16	A Louisville	57 63	84	A Auburn	45 62						

Non-Div I Games:

South Fla.

Loss, Non-Conf, S Site, H Home A Away N Neutral

Average RPI Win:	281	WON-LOST	WINNING	LAST 12	STRENGTH OF	OPP. STRENGTH	TEAM	ADJ.	CONF.	ADJ CONF.
Average RPI Loss:	191	RECORD	PCT. RANK	GAMES	SCHEDULE	OF SCHEDULE	RPI	RPI	RPI	RPI
DIV. I ONLY	3- 17	320	2- 10	210	331	326	326	31	31	
DIV. I NON-CONF.	2- 10	303	1- 3	181	228	312	312	30	30	
TOTALS	RPI 1-25	RPI 26-50	W-L RECORDS	RPI 51-100	RPI 101-150	RPI 150+				
3- 17	0- 0	0- 0	OVERALL	0- 1	0- 8	3- 8				
2- 5	0- 0	0- 0	HOME	0- 0	0- 1	2- 4				
0- 10	0- 0	0- 0	AWAY	0- 1	0- 5	0- 4				
1- 2	0- 0	0- 0	NEUTRAL	0- 0	0- 2	1- 0				
2- 10	0- 0	0- 0	NON-CONFERENCE	0- 1	0- 6	2- 3				
1- 1	0- 0	0- 0	HOME	0- 0	0- 0	1- 1				
0- 7	0- 0	0- 0	AWAY	0- 1	0- 4	0- 2				
1- 2	0- 0	0- 0	NEUTRAL	0- 0	0- 2	1- 0				
1- 7	0- 0	0- 0	CONFERENCE	0- 0	0- 2	1- 5				
1- 4	0- 0	0- 0	HOME	0- 0	0- 1	1- 3				
0- 3	0- 0	0- 0	AWAY	0- 0	0- 1	0- 2				
0- 0	0- 0	0- 0	NEUTRAL	0- 0	0- 0	0- 0				

RPI 1-25				RPI 26-50				RPI 51-100				RPI 101+				Team's RPI: 326	
RPI	S	Opponent	Score	RPI	S	Opponent	Score	RPI	S	Opponent	Score	RPI	S	Opponent	Score		
								62	A	North Carolina St.	29	66	105	A	UAB	41	64
												117	H	Eastern Ill.	46	73	
												128	A	UNI	42	62	
												130	A	UT Martin	47	88	
												131	N	Samford	58	63	
												137	A	Ill.-Chicago	54	69	
												145	N	Central Mich.	59	100	
												147	A	Wright St.	53	74	
												171	H	Ole Miss	43	51	
												200	H	SIU Edwardsville	43	58	
												226	H	Arkansas St.	56	52	
												268	A	Saint Louis	45	54	
												277	N	Longwood	56	52	
												281	A	Tennessee Tech	57	60	
												286	A	Eastern Ky.	37	52	
												299	H	Morehead St.	57	61	
												316	H	Murray St.	75	80	
												317	A	Western Mich.	34	67	
												340	H	Jacksonville St.	66	48	
LAST 12 Division I GAMES:																	
				130	A	UT Martin	47	88		316	H	Murray St.	75	80			
				281	A	Tennessee Tech	57	60		299	H	Morehead St.	57	61			
				200	H	SIU Edwardsville	43	58		277	N	Longwood	56	52			
				117	H	Eastern Ill.	46	73		147	A	Wright St.	53	74			
				286	A	Eastern Ky.	37	52		145	N	Central Mich.	59	100			
				340	H	Jacksonville St.	66	48		317	A	Western Mich.	34	67			

Non-Div I Games: Lindenwood (MO) 66 56

Southeast Mo. St.

■ Loss, 
 ■ Non-Conf, 
 ■ S Site, 
 ■ Home 
 ■ A Away 
 N Neutral

## Southeastern La.

Through Games Of Sunday, January 29, 2012

Average RPI Win:	323	WON-LOST	WINNING	LAST 12	STRENGTH OF	OPP. STRENGTH	TEAM	ADJ.	CONF.	ADJ CONF.
Average RPI Loss:	181	RECORD	PCT. RANK	GAMES	SCHEDULE	OF SCHEDULE	RPI	RPI	RPI	RPI
DIV. I ONLY	2- 13	326	1- 9	187	341	329	329	24	24	
DIV. I NON-CONF.	1- 8	320	0- 4	222	332	329	329	23	23	
TOTALS	RPI 1-25	RPI 26-50	W-L RECORDS	RPI 51-100	RPI 101-150	RPI 150+				
2- 13	0- 0	0- 0	OVERALL	0- 3	0- 1	2- 9				
2- 5	0- 0	0- 0	HOME	0- 0	0- 1	2- 4				
0- 8	0- 0	0- 0	AWAY	0- 3	0- 0	0- 5				
0- 0	0- 0	0- 0	NEUTRAL	0- 0	0- 0	0- 0				
1- 8	0- 0	0- 0	NON-CONFERENCE	0- 2	0- 0	1- 6				
1- 3	0- 0	0- 0	HOME	0- 0	0- 0	1- 3				
0- 5	0- 0	0- 0	AWAY	0- 2	0- 0	0- 3				
0- 0	0- 0	0- 0	NEUTRAL	0- 0	0- 0	0- 0				
1- 5	0- 0	0- 0	CONFERENCE	0- 1	0- 1	1- 3				
1- 2	0- 0	0- 0	HOME	0- 0	0- 1	1- 1				
0- 3	0- 0	0- 0	AWAY	0- 1	0- 0	0- 2				
0- 0	0- 0	0- 0	NEUTRAL	0- 0	0- 0	0- 0				

RPI 1-25				RPI 26-50				RPI 51-100				RPI 101+				Team's RPI: 329	
RPI	S	Opponent	Score	RPI	S	Opponent	Score	RPI	S	Opponent	Score	RPI	S	Opponent	Score		
								52	A	Texas	65	73	106	H	McNeese St.	36	60
								82	A	Memphis	44	80	154	H	Florida A&M	63	85
								87	A	Central Ark.	54	71	164	H	Stephen F. Austin	61	69
													171	A	Ole Miss	52	72
													172	A	Alabama	56	69
													239	H	Alcorn St.	54	62
													240	A	Nicholls St.	79	88
													288	A	La.-Lafayette	54	63
													288	H	La.-Lafayette	57	69
													313	A	A&M-Corpus Christi	73	78
													320	H	Northwestern St.	73	66
													325	H	Jackson St.	76	49
LAST 12 Division I GAMES:																	
320	H	Northwestern St.	73	66	171	A	Ole Miss	52	72								
87	A	Central Ark.	54	71	154	H	Florida A&M	63	85								
240	A	Nicholls St.	79	88	239	H	Alcorn St.	54	62								
106	H	McNeese St.	36	60	288	A	La.-Lafayette	54	63								
313	A	A&M-Corpus Christi	73	78	172	A	Alabama	56	69								
164	H	Stephen F. Austin	61	69	288	H	La.-Lafayette	57	69								

Non-Div I Games: New Orleans 81 30 Centenary (LA) 83 54 Spring Hill 85 72 Mobile 54 45  
Southeastern La.

Loss, Non-Conf, S Site, H Home A Away N Neutral

Average RPI Win: <b>119</b>	WON-LOST	WINNING	LAST 12	STRENGTH OF	OPP. STRENGTH	TEAM	ADJ.	CONF.	ADJ CONF.
Average RPI Loss: <b>66</b>	RECORD	PCT. RANK	GAMES	SCHEDULE	OF SCHEDULE	RPI	RPI	RPI	RPI
DIV. I ONLY	10- 9	151	6- 6	10	37	32	32	5	5
DIV. I NON-CONF.	5- 5	160	1- 2	14	29	36	36	6	6
TOTALS	RPI 1-25	RPI 26-50	W-L RECORDS	RPI 51-100	RPI 101-150	RPI 150+			
10- 9	0- 3	2- 2	OVERALL	3- 2	3- 1	2- 1			
4- 2	0- 1	1- 0	HOME	1- 1	1- 0	1- 0			
5- 6	0- 1	1- 2	AWAY	2- 1	2- 1	0- 1			
1- 1	0- 1	0- 0	NEUTRAL	0- 0	0- 0	1- 0			
5- 5	0- 2	1- 2	NON-CONFERENCE	1- 0	1- 0	2- 1			
2- 0	0- 0	0- 0	HOME	1- 0	0- 0	1- 0			
2- 4	0- 1	1- 2	AWAY	0- 0	1- 0	0- 1			
1- 1	0- 1	0- 0	NEUTRAL	0- 0	0- 0	1- 0			
5- 4	0- 1	1- 0	CONFERENCE	2- 2	2- 1	0- 0			
2- 2	0- 1	1- 0	HOME	0- 1	1- 0	0- 0			
3- 2	0- 0	0- 0	AWAY	2- 1	1- 1	0- 0			
0- 0	0- 0	0- 0	NEUTRAL	0- 0	0- 0	0- 0			

RPI 1-25				RPI 26-50				Team's RPI: 32				RPI 51-100				RPI 101+			
RPI	S	Opponent	Score	RPI	S	Opponent	Score	RPI	S	Opponent	Score	RPI	S	Opponent	Score	RPI	S	Opponent	Score
4	H	Stanford	53 61	28	A	Georgia	60 67	51	A	Arizona St.	60 48	109	A	Arizona	72 67				
5	N	Notre Dame	58 80	29	A	Nebraska	50 68	53	A	UCLA	47 43	132	A	Utah	55 63				
7	A	Texas A&M	70 71	31	A	Gonzaga	58 51	65	H	Fresno St.	65 57	133	H	Oregon	92 73				
				35	H	California	74 54	71	H	Oregon St.	61 65	139	A	Pepperdine	75 71				
								95	A	Colorado	67 69	226	A	Arkansas St.	56 58				
												258	H	UTSA	74 56				
												319	N	Gardner-Webb	82 41				
LAST 12 Division I GAMES:																			
132	A	Utah	55 63	51	A	Arizona St.	60 48												
95	A	Colorado	67 69	35	H	California	74 54												
71	H	Oregon St.	61 65	4	H	Stanford	53 61												
133	H	Oregon	92 73	139	A	Pepperdine	75 71												
53	A	UCLA	47 43	7	A	Texas A&M	70 71												
109	A	Arizona	72 67	226	A	Arkansas St.	56 58												

Non-Div I Games:

Southern California

■ Loss, 
 ■ Non-Conf, 
 ■ S Site, 
 ■ Home 
 ■ Away 
 N Neutral



Average RPI Win:	252	WON-LOST	WINNING	LAST 12	STRENGTH OF	OPP. STRENGTH	TEAM	ADJ.	CONF.	ADJ CONF.
Average RPI Loss:	146	RECORD	PCT. RANK	GAMES	SCHEDULE	OF SCHEDULE	RPI	RPI	RPI	RPI
DIV. I ONLY	6- 14	271	3- 9	197	196	264	264	10	10	
DIV. I NON-CONF.	4- 7	229	1- 2	274	316	306	306	10	10	
TOTALS	RPI 1-25	RPI 26-50	W-L RECORDS	RPI 51-100	RPI 101-150	RPI 150+				
6- 14	0- 1	0- 0	OVERALL	1- 2	0- 7	5- 4				
4- 5	0- 0	0- 0	HOME	1- 1	0- 2	3- 2				
2- 9	0- 1	0- 0	AWAY	0- 1	0- 5	2- 2				
0- 0	0- 0	0- 0	NEUTRAL	0- 0	0- 0	0- 0				
4- 7	0- 1	0- 0	NON-CONFERENCE	0- 0	0- 2	4- 4				
3- 2	0- 0	0- 0	HOME	0- 0	0- 0	3- 2				
1- 5	0- 1	0- 0	AWAY	0- 0	0- 2	1- 2				
0- 0	0- 0	0- 0	NEUTRAL	0- 0	0- 0	0- 0				
2- 7	0- 0	0- 0	CONFERENCE	1- 2	0- 5	1- 0				
1- 3	0- 0	0- 0	HOME	1- 1	0- 2	0- 0				
1- 4	0- 0	0- 0	AWAY	0- 1	0- 3	1- 0				
0- 0	0- 0	0- 0	NEUTRAL	0- 0	0- 0	0- 0				

RPI S	Opponent	Score	RPI S	Opponent	Score	RPI S	Opponent	Score	RPI S	Opponent	Score	Team's RPI: 264
21	A DePaul	67 93				61	H Missouri St.	78 72	108	A Illinois St.	51 75	
						80	A Creighton	59 66	128	H UNI	66 70	
						92	H Wichita St.	68 78	130	A UT Martin	70 91	
									135	A Drake	59 73	
									143	A Indiana St.	66 72	
									146	H Bradley	59 72	
									147	A Wright St.	59 61	
									200	H SIU Edwardsville	60 70	
									219	A Northern Ill.	50 53	
									220	H Loyola Chicago	44 66	
									245	A Tennessee St.	89 68	
									260	H IUPUI	77 63	
									274	A Austin Peay	70 76	
									304	A Evansville	74 60	
									316	H Murray St.	74 57	
									328	H Chicago St.	76 54	
LAST 12 Division I GAMES:												
304	A Evansville	74 60	128	H UNI	66 70							
316	H Murray St.	74 57	146	H Bradley	59 72							
92	H Wichita St.	68 78	143	A Indiana St.	66 72							
61	H Missouri St.	78 72	108	A Illinois St.	51 75							
80	A Creighton	59 66	21	A DePaul	67 93							
135	A Drake	59 73	130	A UT Martin	70 91							

Non-Div I Games:

Southern Ill.

Average RPI Win:	284	WON-LOST	WINNING	LAST 12	STRENGTH OF	OPP. STRENGTH	TEAM	ADJ.	CONF.	ADJ CONF.
Average RPI Loss:	148	RECORD	PCT. RANK	GAMES	SCHEDULE	OF SCHEDULE	RPI	RPI	RPI	RPI
DIV. I ONLY	5- 15	292	3- 9	108	315	272	272	11	11	
DIV. I NON-CONF.	5- 7	209	3- 1	142	328	293	293	16	16	
TOTALS	RPI 1-25	RPI 26-50	W-L RECORDS	RPI 51-100	RPI 101-150	RPI 150+				
5- 15	0- 1	0- 0	OVERALL	0- 2	0- 4	5- 8				
4- 6	0- 0	0- 0	HOME	0- 2	0- 1	4- 3				
0- 9	0- 1	0- 0	AWAY	0- 0	0- 3	0- 5				
1- 0	0- 0	0- 0	NEUTRAL	0- 0	0- 0	1- 0				
5- 7	0- 1	0- 0	NON-CONFERENCE	0- 0	0- 3	5- 3				
4- 3	0- 0	0- 0	HOME	0- 0	0- 1	4- 2				
0- 4	0- 1	0- 0	AWAY	0- 0	0- 2	0- 1				
1- 0	0- 0	0- 0	NEUTRAL	0- 0	0- 0	1- 0				
0- 8	0- 0	0- 0	CONFERENCE	0- 2	0- 1	0- 5				
0- 3	0- 0	0- 0	HOME	0- 2	0- 0	0- 1				
0- 5	0- 0	0- 0	AWAY	0- 0	0- 1	0- 4				
0- 0	0- 0	0- 0	NEUTRAL	0- 0	0- 0	0- 0				

RPI	S	Opponent	Score	RPI	S	Opponent	Score	RPI	S	Opponent	Score	RPI	S	Opponent	Score	Team's RPI: 272
9	A	Kentucky	71 88					70	H	UTEP	63 70	105	A	UAB	59 65	
								82	H	Memphis	44 85	112	A	Mississippi St.	57 71	
												130	H	UT Martin	69 88	
												148	A	UALR	44 70	
												154	H	Florida A&M	68 77	
												164	H	Stephen F. Austin	65 66	
												169	A	Tulsa	57 68	
												176	A	Marshall	44 55	
												179	A	UCF	47 65	
												182	H	South Ala.	67 62	
												191	A	Montana	64 79	
												214	A	Rice	43 72	
												250	H	La.-Monroe	77 74	
												314	H	Houston	49 56	
												322	N	Idaho	63 62	
												325	H	Jackson St.	70 55	
												340	H	Jacksonville St.	75 58	
LAST 12 Division I GAMES:																
105	A	UAB	59 65	314	H	Houston	49 56									
70	H	UTEP	63 70	169	A	Tulsa	57 68									
214	A	Rice	43 72	322	N	Idaho	63 62									
82	H	Memphis	44 85	191	A	Montana	64 79									
179	A	UCF	47 65	325	H	Jackson St.	70 55									
176	A	Marshall	44 55	182	H	South Ala.	67 62									

Non-Div I Games: William Carey 62 46

Southern Miss.

Average RPI Win:	277	WON-LOST	WINNING	LAST 12	STRENGTH OF	OPP. STRENGTH	TEAM	ADJ.	CONF.	ADJ CONF.
Average RPI Loss:	157	RECORD	PCT. RANK	GAMES	SCHEDULE	OF SCHEDULE	RPI	RPI	RPI	RPI
DIV. I ONLY	7- 8	197	7- 5	310	277	235	235	32	32	
DIV. I NON-CONF.	0- 6	337	0- 3	75	89	116	116	17	17	
TOTALS	RPI 1-25	RPI 26-50	W-L RECORDS	RPI 51-100	RPI 101-150	RPI 150+				
7- 8	0- 1	0- 1	OVERALL	0- 0	0- 2	7- 4				
4- 2	0- 0	0- 0	HOME	0- 0	0- 1	4- 1				
3- 6	0- 1	0- 1	AWAY	0- 0	0- 1	3- 3				
0- 0	0- 0	0- 0	NEUTRAL	0- 0	0- 0	0- 0				
0- 6	0- 1	0- 1	NON-CONFERENCE	0- 0	0- 2	0- 2				
0- 1	0- 0	0- 0	HOME	0- 0	0- 1	0- 0				
0- 5	0- 1	0- 1	AWAY	0- 0	0- 1	0- 2				
0- 0	0- 0	0- 0	NEUTRAL	0- 0	0- 0	0- 0				
7- 2	0- 0	0- 0	CONFERENCE	0- 0	0- 0	7- 2				
4- 1	0- 0	0- 0	HOME	0- 0	0- 0	4- 1				
3- 1	0- 0	0- 0	AWAY	0- 0	0- 0	3- 1				
0- 0	0- 0	0- 0	NEUTRAL	0- 0	0- 0	0- 0				

RPI 1-25				RPI 26-50				RPI 51-100				RPI 101+ Team's RPI: 235			
RPI	S	Opponent	Score	RPI	S	Opponent	Score	RPI	S	Opponent	Score	RPI	S	Opponent	Score
14	A	Ohio St.	49 83	36	A	Tulane	59 66					103	A	Washington	56 64
												150	H	Lamar	62 70
												158	A	Mississippi Val.	61 78
												182	A	South Ala.	44 57
												213	H	Grambling	72 67
												238	H	Alabama A&M	51 32
												239	H	Alcorn St.	67 62
												288	A	La.-Lafayette	49 60
												293	A	Prairie View	58 53
												308	H	Alabama St.	71 51
												315	A	Ark.-Pine Bluff	81 62
												325	H	Jackson St.	42 49
												331	A	Texas Southern	49 39
LAST 12 Division I GAMES:															
239	H	Alcorn St.	67 62	213	H	Grambling	72 67								
308	H	Alabama St.	71 51	331	A	Texas Southern	49 39								
238	H	Alabama A&M	51 32	293	A	Prairie View	58 53								
158	A	Mississippi Val.	61 78	103	A	Washington	56 64								
315	A	Ark.-Pine Bluff	81 62	14	A	Ohio St.	49 83								
325	H	Jackson St.	42 49	36	A	Tulane	59 66								

Non-Div I Games: Dillard 66 47

Southern U.

## Southern Utah

Through Games Of Sunday, January 29, 2012

Average RPI Win:	<b>299</b>	WON-LOST	WINNING	LAST 12	STRENGTH OF	OPP. STRENGTH	TEAM	ADJ.	CONF.	ADJ CONF.
Average RPI Loss:	<b>155</b>	RECORD	PCT. RANK	GAMES	SCHEDULE	OF SCHEDULE	RPI	RPI	RPI	RPI
DIV. I ONLY	<b>4- 16</b>	<b>310</b>	<b>1- 10</b>	<b>168</b>	<b>259</b>	<b>284</b>	<b>284</b>	<b>16</b>	<b>16</b>	
DIV. I NON-CONF.	<b>3- 7</b>	<b>261</b>	<b>0- 2</b>	<b>115</b>	<b>307</b>	<b>272</b>	<b>272</b>	<b>11</b>	<b>11</b>	
TOTALS	RPI 1-25	RPI 26-50	W-L RECORDS	RPI 51-100	RPI 101-150	RPI 150+				
4- 16	0- 1	0- 1	OVERALL	0- 2	0- 5	4- 7				
2- 5	0- 0	0- 0	HOME	0- 1	0- 1	2- 3				
2- 10	0- 1	0- 1	AWAY	0- 1	0- 4	2- 3				
0- 1	0- 0	0- 0	NEUTRAL	0- 0	0- 0	0- 1				
3- 7	0- 1	0- 1	NON-CONFERENCE	0- 1	0- 1	3- 3				
1- 1	0- 0	0- 0	HOME	0- 0	0- 0	1- 1				
2- 5	0- 1	0- 1	AWAY	0- 1	0- 1	2- 1				
0- 1	0- 0	0- 0	NEUTRAL	0- 0	0- 0	0- 1				
1- 9	0- 0	0- 0	CONFERENCE	0- 1	0- 4	1- 4				
1- 4	0- 0	0- 0	HOME	0- 1	0- 1	1- 2				
0- 5	0- 0	0- 0	AWAY	0- 0	0- 3	0- 2				
0- 0	0- 0	0- 0	NEUTRAL	0- 0	0- 0	0- 0				

RPI 1-25				RPI 26-50				RPI 51-100				RPI 101+ Team's RPI: 284			
RPI	S	Opponent	Score	RPI	S	Opponent	Score	RPI	S	Opponent	Score	RPI	S	Opponent	Score
14	A	Ohio St.	50 <b>88</b>	46	A	BYU	49 <b>82</b>	71	A	Oregon St.	40 <b>90</b>	115	A	Oral Roberts	59 <b>109</b>
								73	H	South Dakota St.	50 <b>66</b>	129	A	South Dakota	69 <b>81</b>
												129	H	South Dakota	40 <b>68</b>
												132	A	Utah	60 <b>74</b>
												149	A	UMKC	61 <b>81</b>
												168	H	Oakland	60 <b>64</b>
												196	A	Santa Clara	78 <b>79</b>
												234	H	North Dakota St.	68 <b>80</b>
												244	N	North Dakota	61 <b>62</b>
												253	A	Western Ill.	70 <b>82</b>
												260	A	IUPUI	49 <b>56</b>
												261	H	San Jose St.	68 <b>70</b>
												287	H	IPFW	80 68
												290	A	Utah Valley	60 59
												290	H	Utah Valley	80 65
												330	A	New Mexico St.	58 57
LAST 12 Division I GAMES:															
129	H	South Dakota	40 <b>68</b>	234	H	North Dakota St.	68 <b>80</b>								
168	H	Oakland	60 <b>64</b>	261	H	San Jose St.	68 <b>70</b>								
287	H	IPFW	80 68	129	A	South Dakota	69 <b>81</b>								
260	A	IUPUI	49 <b>56</b>	149	A	UMKC	61 <b>81</b>								
253	A	Western Ill.	70 <b>82</b>	14	A	Ohio St.	50 <b>88</b>								
73	H	South Dakota St.	50 <b>66</b>	290	A	Utah Valley	60 59								

Non-Div I Games: Westminster (UT) 59 57

Southern Utah

■ Loss, 
 ■ Non-Conf, 
 ■ S Site, 
 ■ Home 
 ■ A Away 
 N Neutral

St. Bonaventure

Through Games Of Sunday, January 29, 2012

Average RPI Win:	157	WON-LOST	WINNING	LAST 12	STRENGTH OF	OPP. STRENGTH	TEAM	ADJ.	CONF.	ADJ CONF.
Average RPI Loss:	11	RECORD	PCT. RANK	GAMES	SCHEDULE	OF SCHEDULE	RPI	RPI	RPI	RPI
DIV. I ONLY	20- 2	6	11- 1	95	76	23	23	8	8	
DIV. I NON-CONF.	13- 2	19	4- 1	156	75	34	34	8	8	
TOTALS	RPI 1-25	RPI 26-50	W-L RECORDS	RPI 51-100	RPI 101-150	RPI 150+				
20- 2	0- 2	5- 0	OVERALL	4- 0	1- 0	10- 0				
10- 1	0- 1	3- 0	HOME	2- 0	0- 0	5- 0				
9- 0	0- 0	2- 0	AWAY	2- 0	1- 0	4- 0				
1- 1	0- 1	0- 0	NEUTRAL	0- 0	0- 0	1- 0				
13- 2	0- 2	2- 0	NON-CONFERENCE	2- 0	0- 0	9- 0				
6- 1	0- 1	1- 0	HOME	1- 0	0- 0	4- 0				
6- 0	0- 0	1- 0	AWAY	1- 0	0- 0	4- 0				
1- 1	0- 1	0- 0	NEUTRAL	0- 0	0- 0	1- 0				
7- 0	0- 0	3- 0	CONFERENCE	2- 0	1- 0	1- 0				
4- 0	0- 0	2- 0	HOME	1- 0	0- 0	1- 0				
3- 0	0- 0	1- 0	AWAY	1- 0	1- 0	0- 0				
0- 0	0- 0	0- 0	NEUTRAL	0- 0	0- 0	0- 0				

RPI 1-25				RPI 26-50				RPI 51-100				RPI 101+			
RPI	S	Opponent	Score	RPI	S	Opponent	Score	RPI	S	Opponent	Score	RPI	S	Opponent	Score
6	H	Delaware	49 61	41	A	St. John's (NY)	64 58	63	H	Duquesne	61 53	136	A	La Salle	75 57
15	N	Villanova	44 55	42	H	Richmond	75 59	72	A	West Virginia	56 48	181	H	Indiana	65 45
				47	H	Marist	67 56	79	H	Sacred Heart	67 63	198	A	Canisius	74 58
				49	H	Saint Joseph's	68 61	93	A	Charlotte	68 63	206	H	Buffalo	76 45
				50	A	Temple	74 65					228	A	Binghamton	49 34
												252	H	Morgan St.	79 55
												266	H	Niagara	63 49
												268	H	Saint Louis	64 52
												271	N	Norfolk St.	58 44
												285	A	Kent St.	60 51
												312	A	Colgate	68 49
LAST 12 Division I GAMES:															
136	A	La Salle	75 57	63	H	Duquesne	61 53	79	H	Sacred Heart	67 63	271	N	Norfolk St.	58 44
49	H	Saint Joseph's	68 61	72	A	West Virginia	56 48	15	N	Villanova	44 55	312	A	Colgate	68 49
93	A	Charlotte	68 63	47	H	Marist	67 56								
42	H	Richmond	75 59												
268	H	Saint Louis	64 52												
50	A	Temple	74 65												

Non-Div I Games:

St. Bonaventure

Loss, Non-Conf, S Site, H Home A Away N Neutral

Average RPI Win:	<b>287</b>	WON-LOST	WINNING	LAST 12	STRENGTH OF	OPP. STRENGTH	TEAM	ADJ.	CONF.	ADJ CONF.
Average RPI Loss:	<b>203</b>	RECORD	PCT. RANK	GAMES	SCHEDULE	OF SCHEDULE	RPI	RPI	RPI	RPI
DIV. I ONLY	3- 17	320	2- 10	317	296	337	337	20	20	
DIV. I NON-CONF.	1- 10	329	0- 5	313	324	337	337	25	25	
TOTALS	RPI 1-25	RPI 26-50	W-L RECORDS	RPI 51-100	RPI 101-150	RPI 150+				
3- 17	0- 0	0- 0	OVERALL	0- 3	0- 2	3- 12				
2- 8	0- 0	0- 0	HOME	0- 1	0- 1	2- 6				
1- 9	0- 0	0- 0	AWAY	0- 2	0- 1	1- 6				
0- 0	0- 0	0- 0	NEUTRAL	0- 0	0- 0	0- 0				
1- 10	0- 0	0- 0	NON-CONFERENCE	0- 1	0- 2	1- 7				
1- 4	0- 0	0- 0	HOME	0- 0	0- 1	1- 3				
0- 6	0- 0	0- 0	AWAY	0- 1	0- 1	0- 4				
0- 0	0- 0	0- 0	NEUTRAL	0- 0	0- 0	0- 0				
2- 7	0- 0	0- 0	CONFERENCE	0- 2	0- 0	2- 5				
1- 4	0- 0	0- 0	HOME	0- 1	0- 0	1- 3				
1- 3	0- 0	0- 0	AWAY	0- 1	0- 0	1- 2				
0- 0	0- 0	0- 0	NEUTRAL	0- 0	0- 0	0- 0				

RPI	S	Opponent	Score	RPI	S	Opponent	Score	RPI	S	Opponent	Score	RPI	S	Opponent	Score	Team's RPI: 337
56	H	Quinnipiac	43	59	110	H	Fairfield	30	53	120	A	Albany (NY)	34	50		
79	A	Sacred Heart	33	62	180	H	Monmouth	44	53	189	A	Manhattan	37	50		
99	A	Yale	41	72	195	A	Robert Morris	70	62	201	A	Penn	61	70		
					221	A	Mt. St. Mary's	48	70	221	H	Mt. St. Mary's	46	49		
					248	H	Rider	48	68	260	A	IUPUI	56	75		
					263	H	Army	43	59	267	H	Lafayette	33	46		
					269	H	Fairleigh Dickinson	60	70	332	A	Wagner	45	49		
					332	H	Wagner	48	34	334	A	Delaware St.	66	73		
					335	H	Columbia	48	44							
LAST 12 Division I GAMES:																
195	A	Robert Morris	70	62	56	H	Quinnipiac	43	59	189	A	Manhattan	37	50		
221	H	Mt. St. Mary's	46	49	267	H	Lafayette	33	46	99	A	Yale	41	72		
332	H	Wagner	48	34	110	H	Fairfield	30	53	334	A	Delaware St.	66	73		
180	H	Monmouth	44	53												
269	H	Fairleigh Dickinson	60	70												
79	A	Sacred Heart	33	62												

Non-Div I Games:

St. Francis (NY)

## St. John's (NY)

## Through Games Of Sunday, January 29, 2012

Average RPI Win:	115	WON-LOST	WINNING	LAST 12	STRENGTH OF	OPP. STRENGTH	TEAM	ADJ.	CONF.	ADJ CONF.
Average RPI Loss:	49	RECORD	PCT. RANK	GAMES	SCHEDULE	OF SCHEDULE	RPI	RPI	RPI	RPI
DIV. I ONLY	13- 8	99	8- 4	9	43	41	41	2	2	
DIV. I NON-CONF.	8- 5	106	3- 2	21	74	50	50	2	2	
TOTALS	RPI 1-25	RPI 26-50	W-L RECORDS	RPI 51-100	RPI 101-150	RPI 150+				
13- 8	2- 4	1- 1	OVERALL	5- 2	3- 0	2- 1				
10- 3	2- 2	0- 0	HOME	4- 1	2- 0	2- 0				
2- 3	0- 1	0- 1	AWAY	1- 0	1- 0	0- 1				
1- 2	0- 1	1- 0	NEUTRAL	0- 1	0- 0	0- 0				
8- 5	0- 2	1- 1	NON-CONFERENCE	3- 1	2- 0	2- 1				
7- 1	0- 1	0- 0	HOME	3- 0	2- 0	2- 0				
0- 2	0- 0	0- 1	AWAY	0- 0	0- 0	0- 1				
1- 2	0- 1	1- 0	NEUTRAL	0- 1	0- 0	0- 0				
5- 3	2- 2	0- 0	CONFERENCE	2- 1	1- 0	0- 0				
3- 2	2- 1	0- 0	HOME	1- 1	0- 0	0- 0				
2- 1	0- 1	0- 0	AWAY	1- 0	1- 0	0- 0				
0- 0	0- 0	0- 0	NEUTRAL	0- 0	0- 0	0- 0				

RPI 1-25				RPI 26-50				RPI 51-100				RPI 101+			
RPI	S	Opponent	Score	RPI	S	Opponent	Score	RPI	S	Opponent	Score	RPI	S	Opponent	Score
1	N	Baylor	59 73	38	A	Hofstra	82 93	58	N	Iowa	52 60	102	H	Howard	63 48
5	H	Notre Dame	56 71	50	N	Temple	59 53	74	H	Providence	57 41	124	A	Syracuse	70 58
10	H	Rutgers	62 57					78	H	Boston U.	75 38	136	H	La Salle	66 45
16	H	Louisville	72 64					81	H	Marquette	55 63	163	A	Harvard	56 63
21	A	DePaul	52 69					82	H	Memphis	64 60	293	H	Prairie View	66 50
23	H	St. Bonaventure	58 64					96	A	Cincinnati	51 34	332	H	Wagner	54 34
								100	H	Hartford	70 45				
LAST 12 Division I GAMES:															
5	H	Notre Dame	56 71	74	H	Providence	57 41								
96	A	Cincinnati	51 34	78	H	Boston U.	75 38								
10	H	Rutgers	62 57	163	A	Harvard	56 63								
81	H	Marquette	55 63	82	H	Memphis	64 60								
124	A	Syracuse	70 58	293	H	Prairie View	66 50								
16	H	Louisville	72 64	1	N	Baylor	59 73								

Non-Div I Games:

St. John's (NY)

■ Loss, 
 ■ Non-Conf, S Site, 
 ■ Home 
 ■ Away 
 N Neutral

## St. Mary's (CA)

Through Games Of Sunday, January 29, 2012

Average RPI Win:	148	WON-LOST	WINNING	LAST 12	STRENGTH OF	OPP. STRENGTH	TEAM	ADJ.	CONF.	ADJ CONF.
Average RPI Loss:	102	RECORD	PCT. RANK	GAMES	SCHEDULE	OF SCHEDULE	RPI	RPI	RPI	RPI
DIV. I ONLY	15- 7	80	9- 3	71	79	60	60	9	9	
DIV. I NON-CONF.	8- 4	89	2- 0	46	59	42	42	9	9	
TOTALS	RPI 1-25	RPI 26-50	W-L RECORDS	RPI 51-100	RPI 101-150	RPI 150+				
15- 7	0- 1	2- 2	OVERALL	1- 1	4- 1	8- 2				
7- 4	0- 0	1- 2	HOME	0- 1	2- 1	4- 0				
7- 3	0- 1	1- 0	AWAY	1- 0	2- 0	3- 2				
1- 0	0- 0	0- 0	NEUTRAL	0- 0	0- 0	1- 0				
8- 4	0- 1	0- 1	NON-CONFERENCE	1- 1	3- 0	4- 1				
3- 2	0- 0	0- 1	HOME	0- 1	1- 0	2- 0				
4- 2	0- 1	0- 0	AWAY	1- 0	2- 0	1- 1				
1- 0	0- 0	0- 0	NEUTRAL	0- 0	0- 0	1- 0				
7- 3	0- 0	2- 1	CONFERENCE	0- 0	1- 1	4- 1				
4- 2	0- 0	1- 1	HOME	0- 0	1- 1	2- 0				
3- 1	0- 0	1- 0	AWAY	0- 0	0- 0	2- 1				
0- 0	0- 0	0- 0	NEUTRAL	0- 0	0- 0	0- 0				

RPI 1-25				RPI 26-50				RPI 51-100				RPI 101+			
RPI	S	Opponent	Score	RPI	S	Opponent	Score	RPI	S	Opponent	Score	RPI	S	Opponent	Score
21	A	DePaul	68 96	31	A	Gonzaga	66 63	56	H	Quinnipiac	67 69	101	H	San Diego	60 77
				31	H	Gonzaga	70 75	71	A	Oregon St.	81 61	104	H	UC Davis	75 58
				35	H	California	55 65					123	A	Pacific	68 67
				46	H	BYU	54 48					133	A	Oregon	72 62
												139	H	Pepperdine	56 43
												155	H	Virginia Tech	60 47
												167	A	Seattle	71 70
												177	A	Portland	75 71
												191	N	Montana	67 65
												194	H	Cal Poly	65 62
												196	H	Santa Clara	72 52
												211	A	UC Santa Barbara	52 61
												232	A	Loyola Marymount	82 72
												259	A	San Francisco	64 66
												259	H	San Francisco	64 42
LAST 12 Division I GAMES:															
				31	H	Gonzaga	70 75	101	H	San Diego	60 77				
				196	H	Santa Clara	72 52	259	H	San Francisco	64 42				
				259	A	San Francisco	64 66	46	H	BYU	54 48				
				139	H	Pepperdine	56 43	232	A	Loyola Marymount	82 72				
				31	A	Gonzaga	66 63	133	A	Oregon	72 62				
				177	A	Portland	75 71	71	A	Oregon St.	81 61				

Non-Div I Games: William Jessup 82 43

St. Mary's (CA)

■ Loss, 
 ■ Non-Conf, 
 ■ S Site, 
 ■ H Home 
 ■ A Away 
 N Neutral



## Stanford

## Through Games Of Sunday, January 29, 2012

Average RPI Win:	96	WON-LOST	WINNING	LAST 12	STRENGTH OF	OPP. STRENGTH	TEAM	ADJ.	CONF.	ADJ CONF.
Average RPI Loss:	3	RECORD	PCT. RANK	GAMES	SCHEDULE	OF SCHEDULE	RPI	RPI	RPI	RPI
DIV. I ONLY	18- 1	4	12- 0	16	5	4	4	5	5	
DIV. I NON-CONF.	9- 1	16	3- 0	15	5	4	4	6	6	
TOTALS	RPI 1-25	RPI 26-50	W-L RECORDS	RPI 51-100	RPI 101-150	RPI 150+				
18- 1	2- 1	3- 0	OVERALL	6- 0	4- 0	3- 0				
11- 0	2- 0	2- 0	HOME	2- 0	3- 0	2- 0				
7- 1	0- 1	1- 0	AWAY	4- 0	1- 0	1- 0				
0- 0	0- 0	0- 0	NEUTRAL	0- 0	0- 0	0- 0				
9- 1	2- 1	1- 0	NON-CONFERENCE	2- 0	1- 0	3- 0				
6- 0	2- 0	1- 0	HOME	0- 0	1- 0	2- 0				
3- 1	0- 1	0- 0	AWAY	2- 0	0- 0	1- 0				
0- 0	0- 0	0- 0	NEUTRAL	0- 0	0- 0	0- 0				
9- 0	0- 0	2- 0	CONFERENCE	4- 0	3- 0	0- 0				
5- 0	0- 0	1- 0	HOME	2- 0	2- 0	0- 0				
4- 0	0- 0	1- 0	AWAY	2- 0	1- 0	0- 0				
0- 0	0- 0	0- 0	NEUTRAL	0- 0	0- 0	0- 0				

RPI	S	Opponent	Score	RPI	S	Opponent	Score	RPI	S	Opponent	Score	RPI	S	Opponent	Score
2	H	Tennessee	97 80	31	H	Gonzaga	76 61	52	A	Texas	72 59	103	H	Washington	65 47
3	A	Connecticut	58 68	32	A	Southern California	61 53	53	A	UCLA	77 50	104	H	UC Davis	93 44
25	H	Princeton	85 66	35	H	California	74 71	59	H	Washington St.	75 41	132	A	Utah	62 43
								65	A	Fresno St.	93 59	133	H	Oregon	93 70
								71	H	Oregon St.	67 60	202	A	Xavier	80 64
								95	A	Colorado	80 54	222	H	Old Dominion	97 48
												303	H	CSU Bakersfield	90 48
LAST 12 Division I GAMES:															
				35	H	California	74 71					133	H	Oregon	93 70
				103	H	Washington	65 47					53	A	UCLA	77 50
				59	H	Washington St.	75 41					32	A	Southern California	61 53
				95	A	Colorado	80 54					303	H	CSU Bakersfield	90 48
				132	A	Utah	62 43					2	H	Tennessee	97 80
				71	H	Oregon St.	67 60					25	H	Princeton	85 66

Non-Div I Games:

Stanford

■ Loss, 
 ■ Non-Conf, S Site, 
 ■ Home 
 ■ Away 
 N Neutral

Average RPI Win: 237		WON-LOST	WINNING	LAST 12	STRENGTH OF	OPP. STRENGTH	TEAM	ADJ.	CONF.	ADJ CONF.
Average RPI Loss: 198		RECORD	PCT. RANK	GAMES	SCHEDULE	OF SCHEDULE	RPI	RPI	RPI	RPI
DIV. I ONLY		12- 5	70	7- 5	334	211	164	164	24	24
DIV. I NON-CONF.		8- 3	73	3- 3	321	200	150	150	23	23
TOTALS	RPI 1-25	RPI 26-50		W-L RECORDS		RPI 51-100	RPI 101-150	RPI 150+		
12- 5	0- 0	0- 1		OVERALL		1- 0	0- 0	11- 4		
4- 2	0- 0	0- 0		HOME		1- 0	0- 0	3- 2		
7- 3	0- 0	0- 1		AWAY		0- 0	0- 0	7- 2		
1- 0	0- 0	0- 0		NEUTRAL		0- 0	0- 0	1- 0		
8- 3	0- 0	0- 1		NON-CONFERENCE		0- 0	0- 0	8- 2		
2- 1	0- 0	0- 0		HOME		0- 0	0- 0	2- 1		
5- 2	0- 0	0- 1		AWAY		0- 0	0- 0	5- 1		
1- 0	0- 0	0- 0		NEUTRAL		0- 0	0- 0	1- 0		
4- 2	0- 0	0- 0		CONFERENCE		1- 0	0- 0	3- 2		
2- 1	0- 0	0- 0		HOME		1- 0	0- 0	1- 1		
2- 1	0- 0	0- 0		AWAY		0- 0	0- 0	2- 1		
0- 0	0- 0	0- 0		NEUTRAL		0- 0	0- 0	0- 0		

RPI 1-25				RPI 26-50				RPI 51-100				RPI 101+				Team's RPI: 164	
RPI	S	Opponent	Score	RPI	S	Opponent	Score	RPI	S	Opponent	Score	RPI	S	Opponent	Score		
				30	A	Arkansas	46 61	87	H	Central Ark.	54 45	157	A	Sam Houston St.	69 67		
												165	A	SMU	66 60		
												169	A	Tulsa	53 72		
												213	H	Grambling	71 53		
												214	H	Rice	68 64		
												223	A	Tex.-Pan American	69 58		
												226	H	Arkansas St.	64 69		
												250	A	La.-Monroe	68 58		
												258	A	UTSA	46 50		
												272	A	Southern Miss.	66 65		
												275	N	Ga. Southern	49 40		
												309	H	Texas-Arlington	61 69		
												313	H	A&M-Corpus Christi	69 57		
												329	A	Southeastern La.	69 61		
												341	A	Houston Baptist	53 39		
LAST 12 Division I GAMES:																	
				313	H	A&M-Corpus Christi	69 57	169	A	Tulsa	53 72						
				157	A	Sam Houston St.	69 67	165	A	SMU	66 60						
				309	H	Texas-Arlington	61 69	214	H	Rice	68 64						
				258	A	UTSA	46 50	226	H	Arkansas St.	64 69						
				87	H	Central Ark.	54 45	223	A	Tex.-Pan American	69 58						
				329	A	Southeastern La.	69 61	30	A	Arkansas	46 61						

Non-Div I Games:	Wiley	59	57	St. Edward's	78	50
------------------	-------	----	----	--------------	----	----

Stephen F. Austin

Loss, Non-Conf, S Site, H Home A Away N Neutral

Page 274

Season				Through Games of Sunday, January 19, 1912						
Average RPI Win:	256	WON-LOST	WINNING	LAST 12	STRENGTH OF	OPP. STRENGTH	TEAM	ADJ.	CONF.	ADJ CONF.
Average RPI Loss:	146	RECORD	PCT. RANK	GAMES	SCHEDULE	OF SCHEDULE	RPI	RPI	RPI	RPI
DIV. I ONLY	17- 5	29	10- 2	298	302	122	122	30	30	
DIV. I NON-CONF.	8- 3	73	2- 0	170	238	65	65	28	28	
TOTALS	RPI 1-25	RPI 26-50	W-L RECORDS	RPI 51-100	RPI 101-150	RPI 150+				
17- 5	0- 0	0- 1	OVERALL	1- 2	1- 0	15- 2				
9- 1	0- 0	0- 0	HOME	1- 1	0- 0	8- 0				
6- 4	0- 0	0- 1	AWAY	0- 1	0- 0	6- 2				
2- 0	0- 0	0- 0	NEUTRAL	0- 0	1- 0	1- 0				
8- 3	0- 0	0- 1	NON-CONFERENCE	1- 1	1- 0	6- 1				
3- 0	0- 0	0- 0	HOME	1- 0	0- 0	2- 0				
3- 3	0- 0	0- 1	AWAY	0- 1	0- 0	3- 1				
2- 0	0- 0	0- 0	NEUTRAL	0- 0	1- 0	1- 0				
9- 2	0- 0	0- 0	CONFERENCE	0- 1	0- 0	9- 1				
6- 1	0- 0	0- 0	HOME	0- 1	0- 0	6- 0				
3- 1	0- 0	0- 0	AWAY	0- 0	0- 0	3- 1				
0- 0	0- 0	0- 0	NEUTRAL	0- 0	0- 0	0- 0				

RPI 1-25				RPI 26-50				RPI 51-100				RPI 101+				Team's RPI: 122	
RPI	S	Opponent	Score	RPI	S	Opponent	Score	RPI	S	Opponent	Score	RPI	S	Opponent	Score		
				40	A	Florida	57 71	77	H	Fla. Gulf Coast	55 59	146	N	Bradley	73 63		
								83	A	South Fla.	62 77	184	H	Fla. Atlantic	52 37		
								89	H	Miami (OH)	71 62	188	H	Campbell	70 55		
												233	A	Winthrop	74 72		
												249	A	Kennesaw St.	65 55		
												249	H	Kennesaw St.	73 68		
												255	A	Ball St.	73 78		
												266	N	Niagara	67 52		
												273	A	Belmont	58 65		
												275	A	Ga. Southern	61 51		
												283	H	East Tenn. St.	68 60		
												300	H	Jacksonville	93 86		
												301	H	S.C. Upstate	69 54		
												306	H	North Florida	63 55		
												310	A	Mercer	89 84		
												310	H	Mercer	68 46		
												324	A	Bethune-Cookman	82 64		
												336	A	Lipscomb	74 63		
LAST 12 Division I GAMES:																	
				310	H	Mercer	68 46	300	H	Jacksonville	93 86						
				249	H	Kennesaw St.	73 68	310	A	Mercer	89 84						
				77	H	Fla. Gulf Coast	55 59	249	A	Kennesaw St.	65 55						
				273	A	Belmont	58 65	184	H	Fla. Atlantic	52 37						
				336	A	Lipscomb	74 63	188	H	Campbell	70 55						
				306	H	North Florida	63 55	301	H	S.C. Upstate	69 54						

Non-Div I Games:      Palm Beach Atl.      63      52

Stetson

Loss, Non-Conf, S Site, H Home A Away N Neutral

Stony Brook

Through Games Of Sunday, January 29, 2012

Average RPI Win: <b>227</b>	WON-LOST	WINNING	LAST 12	STRENGTH OF	OPP. STRENGTH	TEAM	ADJ.	CONF.	ADJ CONF.
Average RPI Loss: <b>166</b>	RECORD	PCT. RANK	GAMES	SCHEDULE	OF SCHEDULE	RPI	RPI	RPI	RPI
DIV. I ONLY	4- 18	314	3- 9	136	283	298	298	14	14
DIV. I NON-CONF.	3- 10	282	2- 1	96	294	284	284	13	13
TOTALS	RPI 1-25	RPI 26-50	W-L RECORDS	RPI 51-100	RPI 101-150	RPI 150+			
4- 18	0- 1	0- 0	OVERALL	0- 3	0- 4	4- 10			
3- 8	0- 0	0- 0	HOME	0- 1	0- 2	3- 5			
1- 10	0- 1	0- 0	AWAY	0- 2	0- 2	1- 5			
0- 0	0- 0	0- 0	NEUTRAL	0- 0	0- 0	0- 0			
3- 10	0- 1	0- 0	NON-CONFERENCE	0- 1	0- 2	3- 6			
3- 3	0- 0	0- 0	HOME	0- 0	0- 1	3- 2			
0- 7	0- 1	0- 0	AWAY	0- 1	0- 1	0- 4			
0- 0	0- 0	0- 0	NEUTRAL	0- 0	0- 0	0- 0			
1- 8	0- 0	0- 0	CONFERENCE	0- 2	0- 2	1- 4			
0- 5	0- 0	0- 0	HOME	0- 1	0- 1	0- 3			
1- 3	0- 0	0- 0	AWAY	0- 1	0- 1	1- 1			
0- 0	0- 0	0- 0	NEUTRAL	0- 0	0- 0	0- 0			

RPI 1-25				RPI 26-50				RPI 51-100				RPI 101+ Team's RPI: 298			
RPI	S	Opponent	Score	RPI	S	Opponent	Score	RPI	S	Opponent	Score	RPI	S	Opponent	Score
14	A	Ohio St.	37 <b>84</b>					78	H	Boston U.	34 <b>69</b>	110	A	Fairfield	34 <b>42</b>
								79	A	Sacred Heart	33 <b>55</b>	120	H	Albany (NY)	32 <b>57</b>
								100	A	Hartford	44 <b>63</b>	127	H	LIU Brooklyn	59 <b>66</b>
												144	A	UMBC	47 <b>73</b>
												152	A	Seton Hall	30 <b>65</b>
												178	A	Iona	48 <b>52</b>
												183	H	Fordham	37 <b>41</b>
												192	H	George Mason	50 <b>54</b>
												193	A	New Hampshire	53 <b>63</b>
												195	H	Robert Morris	42 40
												204	H	Youngstown St.	54 47
												228	H	Binghamton	32 <b>44</b>
												248	A	Rider	41 <b>53</b>
												252	H	Morgan St.	65 48
												256	A	Vermont	54 47
												256	H	Vermont	36 <b>63</b>
												269	A	Fairleigh Dickinson	48 <b>51</b>
												311	H	Maine	44 <b>57</b>
LAST 12 Division I GAMES:															
256	H	Vermont	36 <b>63</b>	120	H	Albany (NY)	32 <b>57</b>								
100	A	Hartford	44 <b>63</b>	228	H	Binghamton	32 <b>44</b>								
311	H	Maine	44 <b>57</b>	256	A	Vermont	54 47								
193	A	New Hampshire	53 <b>63</b>	204	H	Youngstown St.	54 47								
78	H	Boston U.	34 <b>69</b>	252	H	Morgan St.	65 48								
144	A	UMBC	47 <b>73</b>	152	A	Seton Hall	30 <b>65</b>								

Non-Div I Games:

Stony Brook

Loss, Non-Conf, S Site, H Home A Away N Neutral

Average RPI Win:	219	WON-LOST	WINNING	LAST 12	STRENGTH OF	OPP. STRENGTH	TEAM	ADJ.	CONF.	ADJ CONF.
Average RPI Loss:	48	RECORD	PCT. RANK	GAMES	SCHEDULE	OF SCHEDULE	RPI	RPI	RPI	RPI
DIV. I ONLY	13- 9	114	6- 6	126	64	124	124	2	2	
DIV. I NON-CONF.	11- 3	46	4- 1	241	189	176	176	2	2	
TOTALS	RPI 1-25	RPI 26-50	W-L RECORDS	RPI 51-100	RPI 101-150	RPI 150+				
13- 9	0- 3	0- 3	OVERALL	0- 2	1- 1	12- 0				
7- 4	0- 1	0- 1	HOME	0- 2	1- 0	6- 0				
4- 2	0- 2	0- 0	AWAY	0- 0	0- 0	4- 0				
2- 3	0- 0	0- 2	NEUTRAL	0- 0	0- 1	2- 0				
11- 3	0- 0	0- 2	NON-CONFERENCE	0- 0	1- 1	10- 0				
7- 0	0- 0	0- 0	HOME	0- 0	1- 0	6- 0				
2- 0	0- 0	0- 0	AWAY	0- 0	0- 0	2- 0				
2- 3	0- 0	0- 2	NEUTRAL	0- 0	0- 1	2- 0				
2- 6	0- 3	0- 1	CONFERENCE	0- 2	0- 0	2- 0				
0- 4	0- 1	0- 1	HOME	0- 2	0- 0	0- 0				
2- 2	0- 2	0- 0	AWAY	0- 0	0- 0	2- 0				
0- 0	0- 0	0- 0	NEUTRAL	0- 0	0- 0	0- 0				

RPI	S	Opponent	Score	RPI	S	Opponent	Score	RPI	S	Opponent	Score	RPI	S	Opponent	Score	Team's RPI: 124
3	H	Connecticut	54 95	27	N	Oklahoma	63 82	72	H	West Virginia	72 76	109	N	Arizona	74 80	
10	A	Rutgers	44 55	41	H	St. John's (NY)	58 70	96	H	Cincinnati	54 55	141	H	Coppin St.	56 50	
24	A	Georgetown	42 69	46	N	BYU	59 83					151	A	Pittsburgh	83 60	
												152	A	Seton Hall	70 66	
												161	H	Saint Francis (PA)	88 45	
												202	N	Xavier	70 67	
												206	H	Buffalo	79 59	
												228	A	Binghamton	90 57	
												242	N	Ohio	81 70	
												251	A	Boise St.	70 47	
												262	H	Long Beach St.	81 42	
												266	H	Niagara	81 30	
												267	H	Lafayette	74 54	
												312	H	Colgate	83 32	
LAST 12 Division I GAMES:																
96	H	Cincinnati	54 55	10	A	Rutgers	44 55									
3	H	Connecticut	54 95	312	H	Colgate	83 32									
152	A	Seton Hall	70 66	266	H	Niagara	81 30									
24	A	Georgetown	42 69	242	N	Ohio	81 70									
41	H	St. John's (NY)	58 70	27	N	Oklahoma	63 82									
151	A	Pittsburgh	83 60	202	N	Xavier	70 67									

Non-Div I Games:

Syracuse

TCUTCU

TCU

Page 278

Average RPI Win:	139	WON-LOST	WINNING	LAST 12	STRENGTH OF	OPP. STRENGTH	TEAM	ADJ.	CONF.	ADJ CONF.
Average RPI Loss:	42	RECORD	PCT. RANK	GAMES	SCHEDULE	OF SCHEDULE	RPI	RPI	RPI	RPI
DIV. I ONLY	12- 8	105	9- 3	23	20	50	50	8	8	
DIV. I NON-CONF.	7- 7	160	4- 2	49	6	57	57	8	8	
TOTALS	RPI 1-25	RPI 26-50	W-L RECORDS	RPI 51-100	RPI 101-150	RPI 150+				
12- 8	0- 6	2- 1	OVERALL	5- 0	0- 0	5- 1				
7- 3	0- 3	0- 0	HOME	5- 0	0- 0	2- 0				
5- 3	0- 2	2- 0	AWAY	0- 0	0- 0	3- 1				
0- 2	0- 1	0- 1	NEUTRAL	0- 0	0- 0	0- 0				
7- 7	0- 5	0- 1	NON-CONFERENCE	3- 0	0- 0	4- 1				
5- 2	0- 2	0- 0	HOME	3- 0	0- 0	2- 0				
2- 3	0- 2	0- 0	AWAY	0- 0	0- 0	2- 1				
0- 2	0- 1	0- 1	NEUTRAL	0- 0	0- 0	0- 0				
5- 1	0- 1	2- 0	CONFERENCE	2- 0	0- 0	1- 0				
2- 1	0- 1	0- 0	HOME	2- 0	0- 0	0- 0				
3- 0	0- 0	2- 0	AWAY	0- 0	0- 0	1- 0				
0- 0	0- 0	0- 0	NEUTRAL	0- 0	0- 0	0- 0				

RPI S	Opponent	Score	RPI S	Opponent	Score	RPI S	Opponent	Score	RPI S	Opponent	Score
7 N	Texas A&M	59 71	41 N	St. John's (NY)	53 59	53 H	UCLA	59 53	197 A	Northeastern	72 58
8 H	Duke	54 65	42 A	Richmond	56 55	63 H	Duquesne	67 64	201 H	Penn	72 47
10 A	Rutgers	50 71	45 A	Dayton	61 57	84 H	Auburn	73 57	202 A	Xavier	64 38
14 A	Ohio St.	66 70				89 H	Miami (OH)	70 36	219 A	Northern Ill.	52 58
15 H	Villanova	47 56				93 H	Charlotte	65 55	285 H	Kent St.	68 33
23 H	St. Bonaventure	65 74							317 A	Western Mich.	64 52
LAST 12 Division I GAMES:											
93 H	Charlotte	65 55	42 A	Richmond	56 55						
202 A	Xavier	64 38	317 A	Western Mich.	64 52						
201 H	Penn	72 47	8 H	Duke	54 65						
63 H	Duquesne	67 64	15 H	Villanova	47 56						
45 A	Dayton	61 57	53 H	UCLA	59 53						
23 H	St. Bonaventure	65 74	285 H	Kent St.	68 33						

Non-Div I Games:

Temple

## Tennessee

Through Games Of Sunday, January 29, 2012

Average RPI Win: <b>65</b>	WON-LOST	WINNING	LAST 12	STRENGTH OF	OPP. STRENGTH	TEAM	ADJ.	CONF.	ADJ CONF.
Average RPI Loss: <b>13</b>	RECORD	PCT. RANK	GAMES	SCHEDULE	OF SCHEDULE	RPI	RPI	RPI	RPI
DIV. I ONLY	16- 5	35	9- 3	1	3	2	2	3	3
DIV. I NON-CONF.	9- 4	88	2- 2	1	2	1	1	5	5
TOTALS	RPI 1-25	RPI 26-50	W-L RECORDS	RPI 51-100	RPI 101-150	RPI 150+			
16- 5	3- 4	5- 1	OVERALL	5- 0	1- 0	2- 0			
9- 1	1- 1	3- 0	HOME	3- 0	1- 0	1- 0			
6- 4	1- 3	2- 1	AWAY	2- 0	0- 0	1- 0			
1- 0	1- 0	0- 0	NEUTRAL	0- 0	0- 0	0- 0			
9- 4	3- 3	0- 1	NON-CONFERENCE	4- 0	1- 0	1- 0			
6- 1	1- 1	0- 0	HOME	3- 0	1- 0	1- 0			
2- 3	1- 2	0- 1	AWAY	1- 0	0- 0	0- 0			
1- 0	1- 0	0- 0	NEUTRAL	0- 0	0- 0	0- 0			
7- 1	0- 1	5- 0	CONFERENCE	1- 0	0- 0	1- 0			
3- 0	0- 0	3- 0	HOME	0- 0	0- 0	0- 0			
4- 1	0- 1	2- 0	AWAY	1- 0	0- 0	1- 0			
0- 0	0- 0	0- 0	NEUTRAL	0- 0	0- 0	0- 0			

RPI	S	Opponent	Score	RPI	S	Opponent	Score	RPI	S	Opponent	Score	RPI	S	Opponent	Score
1	H	Baylor	67 76	28	A	Georgia	67 50	52	H	Texas	73 57	139	H	Pepperdine	89 57
4	A	Stanford	80 97	28	H	Georgia	80 51	53	A	UCLA	85 64	172	A	Alabama	86 56
5	A	Notre Dame	44 72	30	A	Arkansas	69 38	54	H	Middle Tenn.	82 43	222	H	Old Dominion	90 37
9	A	Kentucky	60 61	34	H	LSU	65 56	69	H	Chattanooga	90 47				
10	A	Rutgers	67 61	37	H	Vanderbilt	87 64	84	A	Auburn	73 52				
13	H	Miami (FL)	92 76	44	A	Virginia	64 69								
21	N	DePaul	84 61												
LAST 12 Division I GAMES:															
28	A	Georgia	67 50	30	A	Arkansas	69 38								
172	A	Alabama	86 56	28	H	Georgia	80 51								
5	A	Notre Dame	44 72	69	H	Chattanooga	90 47								
34	H	LSU	65 56	84	A	Auburn	73 52								
37	H	Vanderbilt	87 64	222	H	Old Dominion	90 37								
9	A	Kentucky	60 61	4	A	Stanford	80 97								

Non-Div I Games:

Tennessee

■ Loss, 
 ■ Non-Conf, S Site, 
 ■ Home 
 ■ Away 
 N Neutral



## Tennessee St.

Through Games Of Sunday, January 29, 2012

Average RPI Win:	277	WON-LOST	WINNING	LAST 12	STRENGTH OF	OPP. STRENGTH	TEAM	ADJ.	CONF.	ADJ CONF.
Average RPI Loss:	171	RECORD	PCT. RANK	GAMES	SCHEDULE	OF SCHEDULE	RPI	RPI	RPI	RPI
DIV. I ONLY	7- 13	249	4- 8	158	342	245	245	31	31	
DIV. I NON-CONF.	3- 8	268	0- 3	62	342	192	192	30	30	
TOTALS	RPI 1-25	RPI 26-50	W-L RECORDS	RPI 51-100	RPI 101-150	RPI 150+				
7- 13	0- 1	0- 0	OVERALL	0- 3	0- 2	7- 7				
4- 4	0- 0	0- 0	HOME	0- 0	0- 1	4- 3				
2- 8	0- 1	0- 0	AWAY	0- 2	0- 1	2- 4				
1- 1	0- 0	0- 0	NEUTRAL	0- 1	0- 0	1- 0				
3- 8	0- 1	0- 0	NON-CONFERENCE	0- 3	0- 0	3- 4				
2- 2	0- 0	0- 0	HOME	0- 0	0- 0	2- 2				
0- 5	0- 1	0- 0	AWAY	0- 2	0- 0	0- 2				
1- 1	0- 0	0- 0	NEUTRAL	0- 1	0- 0	1- 0				
4- 5	0- 0	0- 0	CONFERENCE	0- 0	0- 2	4- 3				
2- 2	0- 0	0- 0	HOME	0- 0	0- 1	2- 1				
2- 3	0- 0	0- 0	AWAY	0- 0	0- 1	2- 2				
0- 0	0- 0	0- 0	NEUTRAL	0- 0	0- 0	0- 0				

RPI 1-25				RPI 26-50				RPI 51-100				RPI 101+ Team's RPI: 245			
RPI	S	Opponent	Score	RPI	S	Opponent	Score	RPI	S	Opponent	Score	RPI	S	Opponent	Score
14	A	Ohio St.	51 78					54	A	Middle Tenn.	53 94	117	A	Eastern Ill.	73 88
								65	N	Fresno St.	66 83	130	H	UT Martin	105 114
								82	A	Memphis	64 88	154	H	Florida A&M	75 90
												182	H	South Ala.	74 69
												200	H	SIU Edwardsville	50 60
												237	N	Cal St. Fullerton	61 48
												257	A	Cleveland St.	56 74
												264	H	Southern Ill.	68 89
												274	A	Austin Peay	82 77
												274	H	Austin Peay	95 81
												281	A	Tennessee Tech	71 80
												286	A	Eastern Ky.	59 79
												299	H	Morehead St.	86 80
												325	A	Jackson St.	43 67
												336	H	Lipscomb	80 54
												340	A	Jacksonville St.	67 57
LAST 12 Division I GAMES:															
274	A	Austin Peay	82 77	130	H	UT Martin	105 114								
117	A	Eastern Ill.	73 88	286	A	Eastern Ky.	59 79								
299	H	Morehead St.	86 80	274	H	Austin Peay	95 81								
200	H	SIU Edwardsville	50 60	154	H	Florida A&M	75 90								
281	A	Tennessee Tech	71 80	54	A	Middle Tenn.	53 94								
340	A	Jacksonville St.	67 57	325	A	Jackson St.	43 67								

Non-Div I Games: Cumberland (TN) 78 48

Tennessee St.

Loss, Non-Conf, S Site, H Home A Away N Neutral

## Tennessee Tech

Through Games Of Sunday, January 29, 2012

Average RPI Win:	282	WON-LOST	WINNING	LAST 12	STRENGTH OF	OPP. STRENGTH	TEAM	ADJ.	CONF.	ADJ CONF.
Average RPI Loss:	190	RECORD	PCT. RANK	GAMES	SCHEDULE	OF SCHEDULE	RPI	RPI	RPI	RPI
DIV. I ONLY	8- 13	229	6- 6	315	309	281	281	31	31	
DIV. I NON-CONF.	3- 10	282	1- 3	284	232	266	266	30	30	
TOTALS	RPI 1-25	RPI 26-50	W-L RECORDS	RPI 51-100	RPI 101-150	RPI 150+				
8- 13	0- 0	0- 0	OVERALL	0- 2	0- 3	8- 8				
5- 4	0- 0	0- 0	HOME	0- 0	0- 1	5- 3				
3- 9	0- 0	0- 0	AWAY	0- 2	0- 2	3- 5				
0- 0	0- 0	0- 0	NEUTRAL	0- 0	0- 0	0- 0				
3- 10	0- 0	0- 0	NON-CONFERENCE	0- 2	0- 2	3- 6				
1- 4	0- 0	0- 0	HOME	0- 0	0- 1	1- 3				
2- 6	0- 0	0- 0	AWAY	0- 2	0- 1	2- 3				
0- 0	0- 0	0- 0	NEUTRAL	0- 0	0- 0	0- 0				
5- 3	0- 0	0- 0	CONFERENCE	0- 0	0- 1	5- 2				
4- 0	0- 0	0- 0	HOME	0- 0	0- 0	4- 0				
1- 3	0- 0	0- 0	AWAY	0- 0	0- 1	1- 2				
0- 0	0- 0	0- 0	NEUTRAL	0- 0	0- 0	0- 0				

RPI 1-25			RPI 26-50			RPI 51-100			RPI 101+ Team's RPI: 281		
RPI	S	Opponent	Score	RPI	S	Opponent	Score	RPI	S	Opponent	Score
								53	A	UCLA	52 74
								54	A	Middle Tenn.	55 74
								127	H	LIU Brooklyn	60 62
								130	A	UT Martin	61 83
								131	A	Samford	55 61
								176	H	Marshall	68 73
								200	A	SIU Edwardsville	54 62
								203	A	Louisiana Tech	64 82
								230	A	Western Ky.	58 71
								230	H	Western Ky.	69 59
								238	A	Alabama A&M	35 61
								245	H	Tennessee St.	80 71
								250	A	La.-Monroe	68 64
								279	H	Western Caro.	58 61
								283	A	East Tenn. St.	87 76
								286	A	Eastern Ky.	82 67
								299	H	Morehead St.	68 50
								316	A	Murray St.	72 76
								326	H	Southeast Mo. St.	60 57
								336	H	Lipscomb	61 66
								340	H	Jacksonville St.	65 59
LAST 12 Division I GAMES:											
286	A	Eastern Ky.	82 67	299	H	Morehead St.	68 50				
340	H	Jacksonville St.	65 59	200	A	SIU Edwardsville	54 62				
326	H	Southeast Mo. St.	60 57	130	A	UT Martin	61 83				
230	A	Western Ky.	58 71	176	H	Marshall	68 73				
316	A	Murray St.	72 76	203	A	Louisiana Tech	64 82				
245	H	Tennessee St.	80 71	250	A	La.-Monroe	68 64				

Non-Div I Games: Tenn. Wesleyan 66 52

Tennessee Tech

■ Loss, 
 ■ Non-Conf, 
 ■ S Site, 
 ■ H Home 
 ■ A Away 
 N Neutral

Average RPI Win:	297	WON-LOST	WINNING	LAST 12	STRENGTH OF	OPP. STRENGTH	TEAM	ADJ.	CONF.	ADJ CONF.
Average RPI Loss:	130	RECORD	PCT. RANK	GAMES	SCHEDULE	OF SCHEDULE	RPI	RPI	RPI	RPI
DIV. I ONLY	6- 12	255	5- 5	140	301	223	223	33	33	
DIV. I NON-CONF.	4- 11	273	3- 4	47	276	162	162	33	33	
TOTALS	RPI 1-25	RPI 26-50	W-L RECORDS	RPI 51-100	RPI 101-150	RPI 150+				
6- 12	0- 1	0- 2	OVERALL	0- 3	0- 1	6- 5				
3- 3	0- 0	0- 0	HOME	0- 0	0- 0	3- 3				
3- 6	0- 1	0- 2	AWAY	0- 1	0- 0	3- 2				
0- 3	0- 0	0- 0	NEUTRAL	0- 2	0- 1	0- 0				
4- 11	0- 1	0- 2	NON-CONFERENCE	0- 3	0- 1	4- 4				
2- 2	0- 0	0- 0	HOME	0- 0	0- 0	2- 2				
2- 6	0- 1	0- 2	AWAY	0- 1	0- 0	2- 2				
0- 3	0- 0	0- 0	NEUTRAL	0- 2	0- 1	0- 0				
2- 1	0- 0	0- 0	CONFERENCE	0- 0	0- 0	2- 1				
1- 1	0- 0	0- 0	HOME	0- 0	0- 0	1- 1				
1- 0	0- 0	0- 0	AWAY	0- 0	0- 0	1- 0				
0- 0	0- 0	0- 0	NEUTRAL	0- 0	0- 0	0- 0				

RPI 1-25				RPI 26-50				RPI 51-100				RPI 101+ Team's RPI: 223			
RPI	S	Opponent	Score	RPI	S	Opponent	Score	RPI	S	Opponent	Score	RPI	S	Opponent	Score
13	A	Miami (FL)	37 83	29	A	Nebraska	27 65	70	A	UTEP	51 62	106	N	McNeese St.	46 67
				43	A	Oklahoma St.	35 74	95	N	Colorado	49 67	157	A	Sam Houston St.	56 64
								99	N	Yale	57 59	164	H	Stephen F. Austin	58 69
												175	A	TCU	56 54
												208	H	Texas St.	61 66
												258	A	UTSA	54 68
												309	H	Texas-Arlington	72 65
												313	A	A&M-Corpus Christi	58 56
												313	H	A&M-Corpus Christi	69 52
												321	H	NJIT	40 41
												328	H	Chicago St.	43 39
												341	A	Houston Baptist	55 41
LAST 12 Division I GAMES:															
341	A	Houston Baptist	55 41	95	N	Colorado	49 67	43	A	Oklahoma St.	35 74	164	H	Stephen F. Austin	58 69
321	H	NJIT	40 41	43	A	Oklahoma St.	35 74	313	H	A&M-Corpus Christi	69 52	29	A	Nebraska	27 65
328	H	Chicago St.	43 39	164	H	Stephen F. Austin	58 69	157	A	Sam Houston St.	56 64				
175	A	TCU	56 54	313	H	A&M-Corpus Christi	69 52								
309	H	Texas-Arlington	72 65	29	A	Nebraska	27 65								
258	A	UTSA	54 68	157	A	Sam Houston St.	56 64								

Non-Div I Games: Paul Quinn 72 43 Huston-Tillotson 94 51 Our Lady Of The Lak73 66

Tex.-Pan American

Loss, Non-Conf, S Site, H Home A Away N Neutral

Average RPI Win: 164		WON-LOST	WINNING	LAST 12	STRENGTH OF	OPP. STRENGTH	TEAM	ADJ.	CONF.	ADJ CONF.
Average RPI Loss: 21		RECORD	PCT. RANK	GAMES	SCHEDULE	OF SCHEDULE	RPI	RPI	RPI	RPI
DIV. I ONLY		13- 7	86	7- 5	42	11	52	52	1	1
DIV. I NON-CONF.		10- 2	33	4- 0	168	49	113	113	1	1
TOTALS	RPI 1-25	RPI 26-50		W-L RECORDS		RPI 51-100	RPI 101-150	RPI 150+		
13- 7	1- 4	2- 3		OVERALL		3- 0	0- 0	7- 0		
9- 3	0- 3	0- 0		HOME		3- 0	0- 0	6- 0		
2- 4	1- 1	0- 3		AWAY		0- 0	0- 0	1- 0		
2- 0	0- 0	2- 0		NEUTRAL		0- 0	0- 0	0- 0		
10- 2	0- 2	2- 0		NON-CONFERENCE		1- 0	0- 0	7- 0		
7- 1	0- 1	0- 0		HOME		1- 0	0- 0	6- 0		
1- 1	0- 1	0- 0		AWAY		0- 0	0- 0	1- 0		
2- 0	0- 0	2- 0		NEUTRAL		0- 0	0- 0	0- 0		
3- 5	1- 2	0- 3		CONFERENCE		2- 0	0- 0	0- 0		
2- 2	0- 2	0- 0		HOME		2- 0	0- 0	0- 0		
1- 3	1- 0	0- 3		AWAY		0- 0	0- 0	0- 0		
0- 0	0- 0	0- 0		NEUTRAL		0- 0	0- 0	0- 0		

RPI 1-25					
RPI	S	Opponent	Score		
1	H	Baylor	59	77	
2	A	Tennessee	57	73	
4	H	Stanford	59	72	
7	A	Texas A&M	76	71	
20	H	Kansas	67	72	

RPI 26-50					
RPI	S	Opponent	Score		
27	A	Oklahoma	67	73	
35	N	California	61	60	
43	A	Oklahoma St.	51	70	
44	N	Virginia	79	53	
48	A	Texas Tech	71	75	

RPI 51-100 Team's RPI: 52					
RPI	S	Opponent	Score		
57	H	Iowa St.	62	60	
88	H	Michigan St.	61	53	
90	H	Missouri	75	58	

RPI 101+					
RPI	S	Opponent	Score		
160	H	North Texas	71	62	
213	H	Grambling	91	38	
215	A	Hawaii	71	50	
239	H	Alcorn St.	74	42	
315	H	Ark.-Pine Bluff	79	40	
329	H	Southeastern La.	73	65	
334	H	Delaware St.	89	35	

LAST 12 Division I GAMES:					
48	A	Texas Tech	71	75	
90	H	Missouri	75	58	
27	A	Oklahoma	67	73	
57	H	Iowa St.	62	60	
1	H	Baylor	59	77	
7	A	Texas A&M	76	71	
43	A	Oklahoma St.	51	70	
20	H	Kansas	67	72	
334	H	Delaware St.	89	35	
213	H	Grambling	91	38	
160	H	North Texas	71	62	
315	H	Ark.-Pine Bluff	79	40	

Non-Div I Games:

**Texas**

■ Loss, ■ Non-Conf, S Site, H Home A Away N Neutral

Average RPI Win:	78	WON-LOST	WINNING	LAST 12	STRENGTH OF	OPP. STRENGTH	TEAM	ADJ.	CONF.	ADJ CONF.
Average RPI Loss:	25	RECORD	PCT. RANK	GAMES	SCHEDULE	OF SCHEDULE	RPI	RPI	RPI	RPI
DIV. I ONLY	14- 5	54	8- 4	4	2	7	7	1	1	
DIV. I NON-CONF.	9- 2	37	3- 1	7	11	8	8	1	1	
TOTALS	RPI 1-25	RPI 26-50	W-L RECORDS	RPI 51-100	RPI 101-150	RPI 150+				
14- 5	2- 3	3- 1	OVERALL	4- 1	4- 0	1- 0				
8- 1	1- 0	2- 0	HOME	2- 1	3- 0	0- 0				
4- 4	1- 3	0- 1	AWAY	1- 0	1- 0	1- 0				
2- 0	0- 0	1- 0	NEUTRAL	1- 0	0- 0	0- 0				
9- 2	1- 2	2- 0	NON-CONFERENCE	1- 0	4- 0	1- 0				
5- 0	1- 0	1- 0	HOME	0- 0	3- 0	0- 0				
2- 2	0- 2	0- 0	AWAY	0- 0	1- 0	1- 0				
2- 0	0- 0	1- 0	NEUTRAL	1- 0	0- 0	0- 0				
5- 3	1- 1	1- 1	CONFERENCE	3- 1	0- 0	0- 0				
3- 1	0- 0	1- 0	HOME	2- 1	0- 0	0- 0				
2- 2	1- 1	0- 1	AWAY	1- 0	0- 0	0- 0				
0- 0	0- 0	0- 0	NEUTRAL	0- 0	0- 0	0- 0				

RPI	S	Opponent	Score	RPI	S	Opponent	Score	RPI	S	Opponent	Score	RPI	S	Opponent	Score
3	A	Connecticut	51 81	27	H	Oklahoma	75 58	52	H	Texas	71 76	106	H	McNeese St.	72 62
12	A	Kansas St.	69 71	32	H	Southern California	71 70	57	A	Iowa St.	59 33	112	H	Mississippi St.	93 47
16	H	Louisville	76 58	43	A	Oklahoma St.	53 57	57	H	Iowa St.	66 64	148	A	UALR	83 54
17	A	Purdue	51 60	50	N	Temple	71 59	58	N	Iowa	74 58	150	H	Lamar	83 58
20	A	Kansas	76 65					90	H	Missouri	78 52	175	A	TCU	68 53
LAST 12 Division I GAMES:															
57	H	Iowa St.	66 64	27	H	Oklahoma	75 58	12	A	Kansas St.	69 71	106	H	McNeese St.	72 62
43	A	Oklahoma St.	53 57	32	H	Southern California	71 70	57	H	Iowa St.	66 64	112	H	Mississippi St.	93 47
20	A	Kansas	76 65	43	A	Oklahoma St.	53 57	57	H	Iowa St.	66 64	148	A	UALR	83 54
90	H	Missouri	78 52	50	N	Temple	71 59	58	N	Iowa	74 58	150	H	Lamar	83 58
57	A	Iowa St.	59 33					90	H	Missouri	78 52	175	A	TCU	68 53
52	H	Texas	71 76												

Non-Div I Games:

Texas A&amp;M

## Texas Southern

Through Games Of Sunday, January 29, 2012

Average RPI Win:	280	WON-LOST	WINNING	LAST 12	STRENGTH OF	OPP. STRENGTH	TEAM	ADJ.	CONF.	ADJ CONF.
Average RPI Loss:	200	RECORD	PCT. RANK	GAMES	SCHEDULE	OF SCHEDULE	RPI	RPI	RPI	RPI
DIV. I ONLY	3- 15	316	2- 9	291	288	331	331	32	32	
DIV. I NON-CONF.	1- 9	322	0- 3	138	219	294	294	17	17	
TOTALS	RPI 1-25	RPI 26-50	W-L RECORDS	RPI 51-100	RPI 101-150	RPI 150+				
3- 15	0- 1	0- 1	OVERALL	0- 0	0- 2	3- 11				
1- 8	0- 0	0- 0	HOME	0- 0	0- 1	1- 7				
1- 6	0- 1	0- 1	AWAY	0- 0	0- 1	1- 3				
1- 1	0- 0	0- 0	NEUTRAL	0- 0	0- 0	1- 1				
1- 9	0- 1	0- 1	NON-CONFERENCE	0- 0	0- 2	1- 5				
0- 4	0- 0	0- 0	HOME	0- 0	0- 1	0- 3				
0- 4	0- 1	0- 1	AWAY	0- 0	0- 1	0- 1				
1- 1	0- 0	0- 0	NEUTRAL	0- 0	0- 0	1- 1				
2- 6	0- 0	0- 0	CONFERENCE	0- 0	0- 0	2- 6				
1- 4	0- 0	0- 0	HOME	0- 0	0- 0	1- 4				
1- 2	0- 0	0- 0	AWAY	0- 0	0- 0	1- 2				
0- 0	0- 0	0- 0	NEUTRAL	0- 0	0- 0	0- 0				

RPI 1-25				RPI 26-50				RPI 51-100				RPI 101+ Team's RPI: 331			
RPI	S	Opponent	Score	RPI	S	Opponent	Score	RPI	S	Opponent	Score	RPI	S	Opponent	Score
1	A	Baylor	39 91	30	A	Arkansas	41 86					106	H	McNeese St.	37 70
												132	A	Utah	33 75
												158	H	Mississippi Val.	54 68
												175	A	TCU	38 66
												213	A	Grambling	54 51
												235	H	Southern U.	39 49
												238	A	Alabama A&M	36 56
												239	H	Alcorn St.	48 51
												240	H	Nicholls St.	48 69
												256	N	Vermont	60 72
												271	H	Norfolk St.	58 80
												293	H	Prairie View	43 64
												295	H	Air Force	54 64
												313	N	A&M-Corpus Christi	63 54
												315	H	Ark.-Pine Bluff	57 36
												325	A	Jackson St.	38 55
LAST 12 Division I GAMES:															
238	A	Alabama A&M	36 56	235	H	Southern U.	39 49								
158	H	Mississippi Val.	54 68	239	H	Alcorn St.	48 51								
315	H	Ark.-Pine Bluff	57 36	175	A	TCU	38 66								
325	A	Jackson St.	38 55	30	A	Arkansas	41 86								
213	A	Grambling	54 51	132	A	Utah	33 75								
293	H	Prairie View	43 64	106	H	McNeese St.	37 70								

Non-Div I Games:

Texas Southern

■ Loss, 
 ■ Non-Conf, S Site, 
 ■ Home 
 ■ Away 
 N Neutral

Average RPI Win:	273	WON-LOST	WINNING	LAST 12	STRENGTH OF	OPP. STRENGTH	TEAM	ADJ.	CONF.	ADJ CONF.
Average RPI Loss:	164	RECORD	PCT. RANK	GAMES	SCHEDULE	OF SCHEDULE	RPI	RPI	RPI	RPI
DIV. I ONLY	8- 7	147	7- 4	312	311	208	208	24	24	
DIV. I NON-CONF.	4- 5	201	3- 2	248	327	185	185	23	23	
TOTALS	RPI 1-25	RPI 26-50	W-L RECORDS	RPI 51-100	RPI 101-150	RPI 150+				
8- 7	0- 0	0- 1	OVERALL	0- 1	0- 1	8- 4				
4- 2	0- 0	0- 0	HOME	0- 0	0- 0	4- 2				
4- 5	0- 0	0- 1	AWAY	0- 1	0- 1	4- 2				
0- 0	0- 0	0- 0	NEUTRAL	0- 0	0- 0	0- 0				
4- 5	0- 0	0- 1	NON-CONFERENCE	0- 1	0- 0	4- 3				
1- 2	0- 0	0- 0	HOME	0- 0	0- 0	1- 2				
3- 3	0- 0	0- 1	AWAY	0- 1	0- 0	3- 1				
0- 0	0- 0	0- 0	NEUTRAL	0- 0	0- 0	0- 0				
4- 2	0- 0	0- 0	CONFERENCE	0- 0	0- 1	4- 1				
3- 0	0- 0	0- 0	HOME	0- 0	0- 0	3- 0				
1- 2	0- 0	0- 0	AWAY	0- 0	0- 1	1- 1				
0- 0	0- 0	0- 0	NEUTRAL	0- 0	0- 0	0- 0				

RPI 1-25				RPI 26-50				RPI 51-100				RPI 101+				Team's RPI: 208	
RPI	S	Opponent	Score	RPI	S	Opponent	Score	RPI	S	Opponent	Score	RPI	S	Opponent	Score		
				48	A	Texas Tech	40 85	70	A	UTEP	58 81	106	A	McNeese St.	41 72		
												157	H	Sam Houston St.	66 53		
												160	H	North Texas	43 61		
												214	A	Rice	66 73		
												223	A	Tex.-Pan American	66 61		
												249	A	Kennesaw St.	72 70		
												258	A	UTSA	53 67		
												273	A	Belmont	71 66		
												295	H	Air Force	69 77		
												309	A	Texas-Arlington	90 73		
												313	H	A&M-Corpus Christi	73 67		
												320	H	Northwestern St.	70 68		
												341	H	Houston Baptist	86 61		
LAST 12 Division I GAMES:																	
				309	A	Texas-Arlington	90 73	70	A	UTEP	58 81						
				313	H	A&M-Corpus Christi	73 67	341	H	Houston Baptist	86 61						
				258	A	UTSA	53 67	273	A	Belmont	71 66						
				157	H	Sam Houston St.	66 53	249	A	Kennesaw St.	72 70						
				106	A	McNeese St.	41 72	214	A	Rice	66 73						
				320	H	Northwestern St.	70 68	48	A	Texas Tech	40 85						

Non-Div I Games: St. Thomas (TX) 92 50 Concordia (TX) 63 50 Texas Lutheran 85 28 Huston-Tillotson 102 69  
Texas St.

## Texas Tech

Through Games Of Sunday, January 29, 2012

Average RPI Win:	171	WON-LOST	WINNING	LAST 12	STRENGTH OF	OPP. STRENGTH	TEAM	ADJ.	CONF.	ADJ CONF.
Average RPI Loss:	23	RECORD	PCT. RANK	GAMES	SCHEDULE	OF SCHEDULE	RPI	RPI	RPI	RPI
DIV. I ONLY	15- 5	44	7- 5	82	33	48	48	1	1	
DIV. I NON-CONF.	12- 0	1	4- 0	275	138	121	121	1	1	
TOTALS	RPI 1-25	RPI 26-50	W-L RECORDS	RPI 51-100	RPI 101-150	RPI 150+				
15- 5	0- 3	2- 1	OVERALL	4- 1	2- 0	7- 0				
10- 2	0- 2	2- 0	HOME	2- 0	1- 0	5- 0				
3- 3	0- 1	0- 1	AWAY	1- 1	1- 0	1- 0				
2- 0	0- 0	0- 0	NEUTRAL	1- 0	0- 0	1- 0				
12- 0	0- 0	1- 0	NON-CONFERENCE	2- 0	2- 0	7- 0				
8- 0	0- 0	1- 0	HOME	1- 0	1- 0	5- 0				
2- 0	0- 0	0- 0	AWAY	0- 0	1- 0	1- 0				
2- 0	0- 0	0- 0	NEUTRAL	1- 0	0- 0	1- 0				
3- 5	0- 3	1- 1	CONFERENCE	2- 1	0- 0	0- 0				
2- 2	0- 2	1- 0	HOME	1- 0	0- 0	0- 0				
1- 3	0- 1	0- 1	AWAY	1- 1	0- 0	0- 0				
0- 0	0- 0	0- 0	NEUTRAL	0- 0	0- 0	0- 0				

RPI 1-25				RPI 26-50				Team's RPI: 48				RPI 51-100				RPI 101+			
RPI	S	Opponent	Score	RPI	S	Opponent	Score	RPI	S	Opponent	Score	RPI	S	Opponent	Score	RPI	S	Opponent	Score
1	H	Baylor	64 72	26	H	Penn St.	70 66	52	H	Texas	75 71	101	A	San Diego	58 57				
12	H	Kansas St.	61 62	27	A	Oklahoma	68 71	57	A	Iowa St.	49 66	149	H	UMKC	94 67				
20	A	Kansas	43 62	43	H	Oklahoma St.	58 53	87	H	Central Ark.	76 43	208	H	Texas St.	85 40				
								90	A	Missouri	69 63	230	H	Western Ky.	75 38				
								97	N	Illinois	70 64	250	H	La.-Monroe	94 54				
												302	H	New Mexico	69 43				
												303	N	CSU Bakersfield	81 63				
												309	H	Texas-Arlington	88 48				
												314	A	Houston	88 58				
LAST 12 Division I GAMES:																			
52	H	Texas	75 71	90	A	Missouri	69 63												
20	A	Kansas	43 62	43	H	Oklahoma St.	58 53												
57	A	Iowa St.	49 66	101	A	San Diego	58 57												
1	H	Baylor	64 72	303	N	CSU Bakersfield	81 63												
12	H	Kansas St.	61 62	230	H	Western Ky.	75 38												
27	A	Oklahoma	68 71	97	N	Illinois	70 64												

Non-Div I Games:

Texas Tech

■ Loss, 
■ Non-Conf, S Site, 
■ Home 
■ Away 
N Neutral



Texas-Arlington

Through Games Of Sunday, January 29, 2012

Average RPI Win:	253	WON-LOST	WINNING	LAST 12	STRENGTH OF	OPP. STRENGTH	TEAM	ADJ.	CONF.	ADJ CONF.
Average RPI Loss:	165	RECORD	PCT. RANK	GAMES	SCHEDULE	OF SCHEDULE	RPI	RPI	RPI	RPI
DIV. I ONLY	2- 14	327	2- 9	138	310	309	309	24	24	
DIV. I NON-CONF.	1- 9	322	1- 4	105	264	298	298	23	23	
TOTALS	RPI 1-25	RPI 26-50	W-L RECORDS	RPI 51-100	RPI 101-150	RPI 150+				
2- 14	0- 0	0- 2	OVERALL	0- 3	0- 1	2- 8				
1- 6	0- 0	0- 0	HOME	0- 1	0- 1	1- 4				
1- 6	0- 0	0- 2	AWAY	0- 1	0- 0	1- 3				
0- 2	0- 0	0- 0	NEUTRAL	0- 1	0- 0	0- 1				
1- 9	0- 0	0- 2	NON-CONFERENCE	0- 3	0- 0	1- 4				
1- 3	0- 0	0- 0	HOME	0- 1	0- 0	1- 2				
0- 4	0- 0	0- 2	AWAY	0- 1	0- 0	0- 1				
0- 2	0- 0	0- 0	NEUTRAL	0- 1	0- 0	0- 1				
1- 5	0- 0	0- 0	CONFERENCE	0- 0	0- 1	1- 4				
0- 3	0- 0	0- 0	HOME	0- 0	0- 1	0- 2				
1- 2	0- 0	0- 0	AWAY	0- 0	0- 0	1- 2				
0- 0	0- 0	0- 0	NEUTRAL	0- 0	0- 0	0- 0				

RPI 1-25				RPI 26-50				RPI 51-100				RPI 101+				Team's RPI: 309	
RPI	S	Opponent	Score	RPI	S	Opponent	Score	RPI	S	Opponent	Score	RPI	S	Opponent	Score		
				30	A	Arkansas	34 57	65	H	Fresno St.	48 78	150	H	Lamar	52 68		
				48	A	Texas Tech	48 88	82	A	Memphis	60 77	157	A	Sam Houston St.	41 58		
								92	N	Wichita St.	64 90	160	H	North Texas	47 66		
												164	A	Stephen F. Austin	69 61		
												208	H	Texas St.	73 90		
												218	H	George Washington	41 63		
												223	A	Tex.-Pan American	65 72		
												240	A	Nicholls St.	59 78		
												313	H	A&M-Corpus Christi	51 61		
												317	N	Western Mich.	63 67		
												341	H	Houston Baptist	78 61		
LAST 12 Division I GAMES:																	
				208	H	Texas St.	73 90	65	H	Fresno St.	48 78						
				164	A	Stephen F. Austin	69 61	341	H	Houston Baptist	78 61						
				313	H	A&M-Corpus Christi	51 61	223	A	Tex.-Pan American	65 72						
				150	H	Lamar	52 68	317	N	Western Mich.	63 67						
				157	A	Sam Houston St.	41 58	92	N	Wichita St.	64 90						
				240	A	Nicholls St.	59 78	48	A	Texas Tech	48 88						

Average RPI Win:	172	WON-LOST	WINNING	LAST 12	STRENGTH OF	OPP. STRENGTH	TEAM	ADJ.	CONF.	ADJ CONF.
Average RPI Loss:	140	RECORD	PCT. RANK	GAMES	SCHEDULE	OF SCHEDULE	RPI	RPI	RPI	RPI
DIV. I ONLY	13- 7	86	8- 4	121	117	98	98	12	12	
DIV. I NON-CONF.	7- 5	122	2- 2	66	81	67	67	12	12	
TOTALS	RPI 1-25	RPI 26-50	W-L RECORDS	RPI 51-100	RPI 101-150	RPI 150+				
13- 7	0- 2	1- 0	OVERALL	2- 2	2- 0	8- 3				
8- 3	0- 1	1- 0	HOME	1- 2	2- 0	4- 0				
5- 4	0- 1	0- 0	AWAY	1- 0	0- 0	4- 3				
0- 0	0- 0	0- 0	NEUTRAL	0- 0	0- 0	0- 0				
7- 5	0- 2	1- 0	NON-CONFERENCE	1- 1	1- 0	4- 2				
5- 2	0- 1	1- 0	HOME	0- 1	1- 0	3- 0				
2- 3	0- 1	0- 0	AWAY	1- 0	0- 0	1- 2				
0- 0	0- 0	0- 0	NEUTRAL	0- 0	0- 0	0- 0				
6- 2	0- 0	0- 0	CONFERENCE	1- 1	1- 0	4- 1				
3- 1	0- 0	0- 0	HOME	1- 1	1- 0	1- 0				
3- 1	0- 0	0- 0	AWAY	0- 0	0- 0	3- 1				
0- 0	0- 0	0- 0	NEUTRAL	0- 0	0- 0	0- 0				

RPI 1-25				RPI 26-50				RPI 51-100 Team's RPI: 98				RPI 101+			
RPI	S	Opponent	Score	RPI	S	Opponent	Score	RPI	S	Opponent	Score	RPI	S	Opponent	Score
18	A	Green Bay	68 84	45	H	Dayton	61 51	81	H	Marquette	60 69	120	H	Albany (NY)	53 39
18	H	Green Bay	65 72					85	A	Northwestern	75 56	145	H	Central Mich.	58 53
								86	H	Eastern Mich.	66 70	178	H	Iona	54 42
								89	H	Miami (OH)	79 66	181	A	Indiana	69 58
												206	A	Buffalo	77 75
												209	H	Colorado St.	58 51
												219	A	Northern Ill.	49 47
												226	A	Arkansas St.	56 64
												231	A	Milwaukee	57 60
												242	A	Ohio	52 33
												255	H	Ball St.	63 48
												257	H	Cleveland St.	81 42
												317	A	Western Mich.	67 70
LAST 12 Division I GAMES:															
206	A	Buffalo	77 75	145	H	Central Mich.	58 53								
89	H	Miami (OH)	79 66	317	A	Western Mich.	67 70								
242	A	Ohio	52 33	81	H	Marquette	60 69								
255	H	Ball St.	63 48	85	A	Northwestern	75 56								
219	A	Northern Ill.	49 47	231	A	Milwaukee	57 60								
86	H	Eastern Mich.	66 70	257	H	Cleveland St.	81 42								

Non-Div I Games:

Toledo

Average RPI Win:	193	WON-LOST	WINNING	LAST 12	STRENGTH OF	OPP. STRENGTH	TEAM	ADJ.	CONF.	ADJ CONF.
Average RPI Loss:	49	RECORD	PCT. RANK	GAMES	SCHEDULE	OF SCHEDULE	RPI	RPI	RPI	RPI
DIV. I ONLY	12- 8	105	5- 6	72	63	66	66	7	7	
DIV. I NON-CONF.	9- 2	37	3- 0	195	77	117	117	7	7	
TOTALS	RPI 1-25	RPI 26-50	W-L RECORDS	RPI 51-100	RPI 101-150	RPI 150+				
12- 8	0- 4	1- 1	OVERALL	0- 2	2- 0	9- 1				
7- 2	0- 1	1- 0	HOME	0- 1	1- 0	5- 0				
5- 6	0- 3	0- 1	AWAY	0- 1	1- 0	4- 1				
0- 0	0- 0	0- 0	NEUTRAL	0- 0	0- 0	0- 0				
9- 2	0- 2	0- 0	NON-CONFERENCE	0- 0	2- 0	7- 0				
5- 0	0- 0	0- 0	HOME	0- 0	1- 0	4- 0				
4- 2	0- 2	0- 0	AWAY	0- 0	1- 0	3- 0				
0- 0	0- 0	0- 0	NEUTRAL	0- 0	0- 0	0- 0				
3- 6	0- 2	1- 1	CONFERENCE	0- 2	0- 0	2- 1				
2- 2	0- 1	1- 0	HOME	0- 1	0- 0	1- 0				
1- 4	0- 1	0- 1	AWAY	0- 1	0- 0	1- 1				
0- 0	0- 0	0- 0	NEUTRAL	0- 0	0- 0	0- 0				

RPI 1-25				RPI 26-50				RPI 51-100				RPI 101+			
RPI	S	Opponent	Score	RPI	S	Opponent	Score	RPI	S	Opponent	Score	RPI	S	Opponent	Score
3	A	Connecticut	31 92	33	A	James Madison	57 67	67	H	UNC Wilmington	61 76	141	A	Coppin St.	61 59
6	A	Delaware	51 74	33	H	James Madison	65 58	76	A	Drexel	38 66	144	H	UMBC	56 45
6	H	Delaware	46 65									161	A	Saint Francis (PA)	59 53
11	A	Maryland	46 82									186	H	William & Mary	77 75
												192	A	George Mason	54 78
												198	H	Canisius	64 50
												210	A	Georgia St.	56 52
												217	H	Loyola Maryland	56 54
												221	H	Mt. St. Mary's	71 70
												230	A	Western Ky.	67 62
												241	H	Md.-East. Shore	58 45
												334	A	Delaware St.	70 59
LAST 12 Division I GAMES:															
67	H	UNC Wilmington	61 76	76	A	Drexel	38 66								
192	A	George Mason	54 78	6	A	Delaware	51 74								
210	A	Georgia St.	56 52	217	H	Loyola Maryland	56 54								
6	H	Delaware	46 65	334	A	Delaware St.	70 59								
33	A	James Madison	57 67	241	H	Md.-East. Shore	58 45								
186	H	William & Mary	77 75	161	A	Saint Francis (PA)	59 53								

Non-Div I Games:

Towson

Average RPI Win:	308	WON-LOST	WINNING	LAST 12	STRENGTH OF	OPP. STRENGTH	TEAM	ADJ.	CONF.	ADJ CONF.
Average RPI Loss:	199	RECORD	PCT. RANK	GAMES	SCHEDULE	OF SCHEDULE	RPI	RPI	RPI	RPI
DIV. I ONLY	1- 18	338	1- 11	289	280	338	338	19	19	
DIV. I NON-CONF.	1- 9	322	1- 2	336	325	341	341	14	14	
TOTALS	RPI 1-25	RPI 26-50	W-L RECORDS	RPI 51-100	RPI 101-150	RPI 150+				
1- 18	0- 0	0- 0	OVERALL	0- 3	0- 1	1- 14				
0- 7	0- 0	0- 0	HOME	0- 1	0- 0	0- 6				
1- 10	0- 0	0- 0	AWAY	0- 2	0- 1	1- 7				
0- 1	0- 0	0- 0	NEUTRAL	0- 0	0- 0	0- 1				
1- 9	0- 0	0- 0	NON-CONFERENCE	0- 1	0- 0	1- 8				
0- 3	0- 0	0- 0	HOME	0- 0	0- 0	0- 3				
1- 5	0- 0	0- 0	AWAY	0- 1	0- 0	1- 4				
0- 1	0- 0	0- 0	NEUTRAL	0- 0	0- 0	0- 1				
0- 9	0- 0	0- 0	CONFERENCE	0- 2	0- 1	0- 6				
0- 4	0- 0	0- 0	HOME	0- 1	0- 0	0- 3				
0- 5	0- 0	0- 0	AWAY	0- 1	0- 1	0- 3				
0- 0	0- 0	0- 0	NEUTRAL	0- 0	0- 0	0- 0				

RPI 1-25				RPI 26-50				RPI 51-100				RPI 101+				Team's RPI: 338	
RPI	S	Opponent	Score	RPI	S	Opponent	Score	RPI	S	Opponent	Score	RPI	S	Opponent	Score		
								54	A	Middle Tenn.	52	82	118	A	Denver	51	73
								54	H	Middle Tenn.	66	72	156	H	American	45	55
								84	A	Auburn	47	74	160	A	North Texas	36	57
													173	A	Furman	57	75
													182	A	South Ala.	26	63
													182	H	South Ala.	46	53
													184	H	Fla. Atlantic	46	66
													230	A	Western Ky.	38	64
													233	H	Winthrop	66	80
													249	H	Kennesaw St.	57	66
													250	H	La.-Monroe	46	49
													304	N	Evansville	49	59
													308	A	Alabama St.	60	53
													310	A	Mercer	59	69
													311	A	Maine	53	66
													340	A	Jacksonville St.	54	65
LAST 12 Division I GAMES:																	
				182	A	South Ala.	26	63					54	H	Middle Tenn.	66	72
				54	A	Middle Tenn.	52	82					160	A	North Texas	36	57
				250	H	La.-Monroe	46	49					118	A	Denver	51	73
				184	H	Fla. Atlantic	46	66					249	H	Kennesaw St.	57	66
				182	H	South Ala.	46	53					310	A	Mercer	59	69
				230	A	Western Ky.	38	64					308	A	Alabama St.	60	53

Non-Div I Games: Belhaven

53 56

Troy

Average RPI Win:	167	WON-LOST	WINNING	LAST 12	STRENGTH OF	OPP. STRENGTH	TEAM	ADJ.	CONF.	ADJ CONF.
Average RPI Loss:	99	RECORD	PCT. RANK	GAMES	SCHEDULE	OF SCHEDULE	RPI	RPI	RPI	RPI
DIV. I ONLY	13- 5	61	9- 3	29	229	36	36	11	11	
DIV. I NON-CONF.	9- 2	37	5- 0	53	193	39	39	16	16	
TOTALS	RPI 1-25	RPI 26-50	W-L RECORDS	RPI 51-100	RPI 101-150	RPI 150+				
13- 5	0- 1	1- 0	OVERALL	2- 2	1- 1	9- 1				
8- 1	0- 0	1- 0	HOME	1- 1	1- 0	5- 0				
4- 3	0- 0	0- 0	AWAY	0- 1	0- 1	4- 1				
1- 1	0- 1	0- 0	NEUTRAL	1- 0	0- 0	0- 0				
9- 2	0- 1	1- 0	NON-CONFERENCE	2- 0	0- 1	6- 0				
5- 0	0- 0	1- 0	HOME	1- 0	0- 0	3- 0				
3- 1	0- 0	0- 0	AWAY	0- 0	0- 1	3- 0				
1- 1	0- 1	0- 0	NEUTRAL	1- 0	0- 0	0- 0				
4- 3	0- 0	0- 0	CONFERENCE	0- 2	1- 0	3- 1				
3- 1	0- 0	0- 0	HOME	0- 1	1- 0	2- 0				
1- 2	0- 0	0- 0	AWAY	0- 1	0- 0	1- 1				
0- 0	0- 0	0- 0	NEUTRAL	0- 0	0- 0	0- 0				

RPI 1-25				RPI 26-50				Team's RPI: 36				RPI 51-100				RPI 101+			
RPI	S	Opponent	Score	RPI	S	Opponent	Score	RPI	S	Opponent	Score	RPI	S	Opponent	Score	RPI	S	Opponent	Score
17	N	Purdue	48 61	34	H	LSU	65 62	64	N	Idaho St.	45 37	105	H	UAB	52 41				
								70	H	UTEP	64 65	112	A	Mississippi St.	55 70				
								75	H	Hampton	66 53	160	A	North Texas	55 47				
								82	A	Memphis	59 61	169	A	Tulsa	66 51				
												176	H	Marshall	68 52				
												179	H	UCF	64 52				
												203	A	Louisiana Tech	61 52				
												214	A	Rice	49 67				
												227	H	Col. of Charleston	57 42				
												235	H	Southern U.	66 59				
												250	H	La.-Monroe	62 45				
												288	A	La.-Lafayette	75 40				
LAST 12 Division I GAMES:																			
176	H	Marshall	68 52	82	A	Memphis	59 61	75	H	Hampton	66 53	227	H	Col. of Charleston	57 42				
169	A	Tulsa	66 51	75	H	Hampton	66 53	288	A	La.-Lafayette	75 40	235	H	Southern U.	66 59				
105	H	UAB	52 41	227	H	Col. of Charleston	57 42	160	A	North Texas	55 47	250	H	La.-Monroe	62 45				
70	H	UTEP	64 65	288	A	La.-Lafayette	75 40	176	H	Marshall	68 52	288	A	La.-Lafayette	75 40				
214	A	Rice	49 67	235	H	Southern U.	66 59	179	H	UCF	64 52								
179	H	UCF	64 52	160	A	North Texas	55 47												

Non-Div I Games: Loyola (LA) 74 49 New Orleans 86 39

Tulane

Average RPI Win:	210	WON-LOST	WINNING	LAST 12	STRENGTH OF	OPP. STRENGTH	TEAM	ADJ.	CONF.	ADJ CONF.
Average RPI Loss:	148	RECORD	PCT. RANK	GAMES	SCHEDULE	OF SCHEDULE	RPI	RPI	RPI	RPI
DIV. I ONLY	8- 10	205	6- 5	102	249	169	169	11	11	
DIV. I NON-CONF.	4- 6	212	2- 1	124	281	186	186	16	16	
TOTALS	RPI 1-25	RPI 26-50	W-L RECORDS	RPI 51-100	RPI 101-150	RPI 150+				
8- 10	0- 0	0- 2	OVERALL	0- 1	1- 2	7- 5				
6- 3	0- 0	0- 2	HOME	0- 0	1- 1	5- 0				
2- 7	0- 0	0- 0	AWAY	0- 1	0- 1	2- 5				
0- 0	0- 0	0- 0	NEUTRAL	0- 0	0- 0	0- 0				
4- 6	0- 0	0- 1	NON-CONFERENCE	0- 0	1- 1	3- 4				
4- 1	0- 0	0- 1	HOME	0- 0	1- 0	3- 0				
0- 5	0- 0	0- 0	AWAY	0- 0	0- 1	0- 4				
0- 0	0- 0	0- 0	NEUTRAL	0- 0	0- 0	0- 0				
4- 4	0- 0	0- 1	CONFERENCE	0- 1	0- 1	4- 1				
2- 2	0- 0	0- 1	HOME	0- 0	0- 1	2- 0				
2- 2	0- 0	0- 0	AWAY	0- 1	0- 0	2- 1				
0- 0	0- 0	0- 0	NEUTRAL	0- 0	0- 0	0- 0				

RPI S	Opponent	Score	RPI S	Opponent	Score	RPI S	Opponent	Score	RPI S	Opponent	Score	Team's RPI: 169
36	H Tulane	51 66	46	H BYU	61 64	70	A UTEP	56 67	105	H UAB	40 47	
									115	H Oral Roberts	65 57	
									148	A UALR	48 52	
									164	H Stephen F. Austin	72 53	
									165	A SMU	42 39	
									175	A TCU	43 60	
									176	A Marshall	45 63	
									209	A Colorado St.	68 87	
									213	H Grambling	61 56	
									214	H Rice	69 42	
									226	A Arkansas St.	70 80	
									226	H Arkansas St.	70 48	
									272	H Southern Miss.	68 57	
									290	A Utah Valley	62 78	
									314	A Houston	77 48	
LAST 12 Division I GAMES:												
165	A SMU	42 39	176	A Marshall	45 63							
105	H UAB	40 47	272	H Southern Miss.	68 57							
36	H Tulane	51 66	164	H Stephen F. Austin	72 53							
314	A Houston	77 48	175	A TCU	43 60							
214	H Rice	69 42	213	H Grambling	61 56							
70	A UTEP	56 67	226	A Arkansas St.	70 80							

Non-Div I Games: Neb. Omaha 68 60

Tulsa

Average RPI Win:	242	WON-LOST	WINNING	LAST 12	STRENGTH OF	OPP. STRENGTH	TEAM	ADJ.	CONF.	ADJ CONF.
Average RPI Loss:	89	RECORD	PCT. RANK	GAMES	SCHEDULE	OF SCHEDULE	RPI	RPI	RPI	RPI
DIV. I ONLY	15- 5	44	9- 3	265	177	105	105	11	11	
DIV. I NON-CONF.	9- 3	62	3- 1	270	272	103	103	16	16	
TOTALS	RPI 1-25	RPI 26-50	W-L RECORDS	RPI 51-100	RPI 101-150	RPI 150+				
15- 5	0- 0	0- 1	OVERALL	1- 2	0- 1	14- 1				
7- 1	0- 0	0- 0	HOME	1- 1	0- 0	6- 0				
7- 4	0- 0	0- 1	AWAY	0- 1	0- 1	7- 1				
1- 0	0- 0	0- 0	NEUTRAL	0- 0	0- 0	1- 0				
9- 3	0- 0	0- 0	NON-CONFERENCE	1- 1	0- 1	8- 1				
4- 0	0- 0	0- 0	HOME	1- 0	0- 0	3- 0				
4- 3	0- 0	0- 0	AWAY	0- 1	0- 1	4- 1				
1- 0	0- 0	0- 0	NEUTRAL	0- 0	0- 0	1- 0				
6- 2	0- 0	0- 1	CONFERENCE	0- 1	0- 0	6- 0				
3- 1	0- 0	0- 0	HOME	0- 1	0- 0	3- 0				
3- 1	0- 0	0- 1	AWAY	0- 0	0- 0	3- 0				
0- 0	0- 0	0- 0	NEUTRAL	0- 0	0- 0	0- 0				

RPI S	Opponent	Score	RPI S	Opponent	Score	RPI S	Opponent	Score	RPI S	Opponent	Score	Team's RPI: 105
36	A Tulane	41 52	69	A Chattanooga	59 65	106	A McNeese St.	56 61	154	A Florida A&M	59 69	
			75	H Hampton	43 38	169	A Tulsa	47 40	179	H UCF	61 54	
			82	H Memphis	59 70	214	H Rice	60 45	224	A Clemson	51 36	
						230	H Western Ky.	58 36	236	A East Carolina	44 39	
						238	H Alabama A&M	57 46	272	H Southern Miss.	65 59	
						274	A Austin Peay	49 45	283	N East Tenn. St.	59 47	
						297	A UNC Greensboro	72 42	299	A Morehead St.	70 47	
						314	A Houston	67 43	326	H Southeast Mo. St.	64 41	
LAST 12 Division I GAMES:												
272	H Southern Miss.	65 59	236	A East Carolina	44 39							
169	A Tulsa	47 40	214	H Rice	60 45							
82	H Memphis	59 70	154	A Florida A&M	59 69							
36	A Tulane	41 52	224	A Clemson	51 36							
314	A Houston	67 43	75	H Hampton	43 38							
179	H UCF	61 54	238	H Alabama A&M	57 46							

Non-Div I Games:

UAB

  Loss, 
  Non-Conf, 
  S Site, 
  H Home 
  A Away 
N Neutral

Average RPI Win:	208	WON-LOST	WINNING	LAST 12	STRENGTH OF	OPP. STRENGTH	TEAM	ADJ.	CONF.	ADJ CONF.
Average RPI Loss:	119	RECORD	PCT. RANK	GAMES	SCHEDULE	OF SCHEDULE	RPI	RPI	RPI	RPI
DIV. I ONLY	11- 11	165	8- 4	101	185	148	148	19	19	
DIV. I NON-CONF.	5- 8	221	2- 1	50	179	114	114	14	14	
TOTALS	RPI 1-25	RPI 26-50	W-L RECORDS	RPI 51-100	RPI 101-150	RPI 150+				
11- 11	0- 1	0- 0	OVERALL	0- 4	1- 2	10- 4				
7- 5	0- 1	0- 0	HOME	0- 2	0- 1	7- 1				
4- 6	0- 0	0- 0	AWAY	0- 2	1- 1	3- 3				
0- 0	0- 0	0- 0	NEUTRAL	0- 0	0- 0	0- 0				
5- 8	0- 1	0- 0	NON-CONFERENCE	0- 4	0- 1	5- 2				
4- 4	0- 1	0- 0	HOME	0- 2	0- 0	4- 1				
1- 4	0- 0	0- 0	AWAY	0- 2	0- 1	1- 1				
0- 0	0- 0	0- 0	NEUTRAL	0- 0	0- 0	0- 0				
6- 3	0- 0	0- 0	CONFERENCE	0- 0	1- 1	5- 2				
3- 1	0- 0	0- 0	HOME	0- 0	0- 1	3- 0				
3- 2	0- 0	0- 0	AWAY	0- 0	1- 0	2- 2				
0- 0	0- 0	0- 0	NEUTRAL	0- 0	0- 0	0- 0				

RPI 1-25				RPI 26-50				RPI 51-100				RPI 101+				Team's RPI: 148	
RPI	S	Opponent	Score	RPI	S	Opponent	Score	RPI	S	Opponent	Score	RPI	S	Opponent	Score		
7	H	Texas A&M	54 83					61	A	Missouri St.	50 73	115	A	Oral Roberts	63 78		
								73	A	South Dakota St.	55 64	118	A	Denver	53 51		
								73	H	South Dakota St.	49 60	118	H	Denver	50 60		
								82	H	Memphis	66 81	160	A	North Texas	57 64		
												165	H	SMU	60 69		
												167	H	Seattle	72 63		
												169	H	Tulsa	52 48		
												182	H	South Ala.	55 43		
												184	H	Fla. Atlantic	60 38		
												203	A	Louisiana Tech	48 64		
												214	A	Rice	67 47		
												226	A	Arkansas St.	64 57		
												230	A	Western Ky.	61 50		
												240	H	Nicholls St.	62 48		
												250	A	La.-Monroe	54 58		
												272	H	Southern Miss.	70 44		
												288	H	La.-Lafayette	56 45		
LAST 12 Division I GAMES:																	
118	H	Denver	50 60	184	H	Fla. Atlantic	60 38	240	H	Nicholls St.	62 48	118	A	Denver	53 51		
182	H	South Ala.	55 43					160	A	North Texas	57 64	167	H	Seattle	72 63		
230	A	Western Ky.	61 50					73	A	South Dakota St.	55 64						
288	H	La.-Lafayette	56 45														
226	A	Arkansas St.	64 57														
250	A	La.-Monroe	54 58														

Non-Div I Games:

UALR

■ Loss, 
 ■ Non-Conf, 
 S Site, 
 ■ Home 
 ■ Away 
 N Neutral



Average RPI Win:	197	WON-LOST	WINNING	LAST 12	STRENGTH OF	OPP. STRENGTH	TEAM	ADJ.	CONF.	ADJ CONF.
Average RPI Loss:	156	RECORD	PCT. RANK	GAMES	SCHEDULE	OF SCHEDULE	RPI	RPI	RPI	RPI
DIV. I ONLY	13- 7	86	7- 5	163	168	104	104	21	21	
DIV. I NON-CONF.	8- 4	89	2- 2	95	106	64	64	20	20	
TOTALS	RPI 1-25	RPI 26-50	W-L RECORDS	RPI 51-100	RPI 101-150	RPI 150+				
13- 7	0- 1	0- 0	OVERALL	1- 1	3- 0	9- 5				
7- 1	0- 0	0- 0	HOME	1- 0	1- 0	5- 1				
5- 5	0- 1	0- 0	AWAY	0- 1	1- 0	4- 3				
1- 1	0- 0	0- 0	NEUTRAL	0- 0	1- 0	0- 1				
8- 4	0- 1	0- 0	NON-CONFERENCE	1- 1	2- 0	5- 2				
4- 0	0- 0	0- 0	HOME	1- 0	0- 0	3- 0				
3- 3	0- 1	0- 0	AWAY	0- 1	1- 0	2- 1				
1- 1	0- 0	0- 0	NEUTRAL	0- 0	1- 0	0- 1				
5- 3	0- 0	0- 0	CONFERENCE	0- 0	1- 0	4- 3				
3- 1	0- 0	0- 0	HOME	0- 0	1- 0	2- 1				
2- 2	0- 0	0- 0	AWAY	0- 0	0- 0	2- 2				
0- 0	0- 0	0- 0	NEUTRAL	0- 0	0- 0	0- 0				

RPI 1-25			RPI 26-50			RPI 51-100			RPI 101+			Team's RPI: 104
RPI	S	Opponent	Score	RPI	S	Opponent	Score	RPI	S	Opponent	Score	Score
4	A	Stanford	44 93					60	A	St. Mary's (CA)	58 75	103 A Washington 69 68
								92	H	Wichita St.	62 47	118 N Denver 60 51
												123 H Pacific 59 51
												152 N Portland St. 57 68
												167 A Seattle 66 62
												170 H Cal St. Northridge 55 53
												194 A Cal Poly 65 87
												196 A Santa Clara 78 81
												211 A UC Santa Barbara 51 47
												215 A Hawaii 62 57
												237 H Cal St. Fullerton 50 58
												246 A UC Irvine 54 60
												259 H San Francisco 64 50
												261 H San Jose St. 80 60
												262 H Long Beach St. 78 62
												289 H Sacramento St. 68 57
												292 A UC Riverside 70 53
LAST 12 Division I GAMES:												
194	A	Cal Poly	65 87	292	A	UC Riverside	70 53					
211	A	UC Santa Barbara	51 47	237	H	Cal St. Fullerton	50 58					
123	H	Pacific	59 51	215	A	Hawaii	62 57					
262	H	Long Beach St.	78 62	152	N	Portland St.	57 68					
170	H	Cal St. Northridge	55 53	118	N	Denver	60 51					
246	A	UC Irvine	54 60	60	A	St. Mary's (CA)	58 75					

Non-Div I Games:

UC Davis

■ Loss, 
 ■ Non-Conf, 
 ■ S Site, 
 ■ H Home 
 ■ A Away 
 N Neutral

Average RPI Win: 214		WON-LOST	WINNING	LAST 12	STRENGTH OF	OPP. STRENGTH	TEAM	ADJ.	CONF.	ADJ CONF.
Average RPI Loss: 195		RECORD	PCT. RANK	GAMES	SCHEDULE	OF SCHEDULE	RPI	RPI	RPI	RPI
DIV. I ONLY		9- 12	208	5- 7	274	248	246	246	21	21
DIV. I NON-CONF.		4- 9	256	0- 4	290	241	259	259	20	20
TOTALS	RPI 1-25	RPI 26-50		W-L RECORDS		RPI 51-100	RPI 101-150	RPI 150+		
9- 12	0- 0	0- 0		OVERALL		0- 0	2- 3	7- 9		
5- 4	0- 0	0- 0		HOME		0- 0	2- 2	3- 2		
2- 8	0- 0	0- 0		AWAY		0- 0	0- 1	2- 6		
2- 0	0- 0	0- 0		NEUTRAL		0- 0	0- 0	2- 0		
4- 9	0- 0	0- 0		NON-CONFERENCE		0- 0	0- 3	4- 6		
2- 3	0- 0	0- 0		HOME		0- 0	0- 2	2- 1		
0- 6	0- 0	0- 0		AWAY		0- 0	0- 1	0- 5		
2- 0	0- 0	0- 0		NEUTRAL		0- 0	0- 0	2- 0		
5- 3	0- 0	0- 0		CONFERENCE		0- 0	2- 0	3- 3		
3- 1	0- 0	0- 0		HOME		0- 0	2- 0	1- 1		
2- 2	0- 0	0- 0		AWAY		0- 0	0- 0	2- 2		
0- 0	0- 0	0- 0		NEUTRAL		0- 0	0- 0	0- 0		

RPI 1-25				RPI 26-50				RPI 51-100				RPI 101+				Team's RPI: 246	
RPI	S	Opponent	Score	RPI	S	Opponent	Score	RPI	S	Opponent	Score	RPI	S	Opponent	Score		
												104	H	UC Davis	60	54	
												116	H	San Diego St.	57	76	
												123	H	Pacific	77	75	
												133	A	Oregon	77	89	
												138	H	Utah St.	64	69	
												152	A	Portland St.	76	80	
												162	A	Northern Colo.	56	71	
												167	H	Seattle	58	86	
												170	A	Cal St. Northridge	49	55	
												177	A	Portland	56	64	
												194	A	Cal Poly	62	60	
												196	H	Santa Clara	88	82	
												211	A	UC Santa Barbara	61	53	
												237	H	Cal St. Fullerton	73	68	
												240	N	Nicholls St.	62	48	
												262	A	Long Beach St.	51	63	
												270	A	Wyoming	42	51	
												289	H	Sacramento St.	81	75	
												292	H	UC Riverside	67	70	
												303	A	CSU Bakersfield	92	104	
												333	N	Weber St.	57	54	
LAST 12 Division I GAMES:																	
				292	H	UC Riverside	67	70	123	H	Pacific	77	75				
				167	H	Seattle	58	86	262	A	Long Beach St.	51	63				
				237	H	Cal St. Fullerton	73	68	170	A	Cal St. Northridge	49	55				
				194	A	Cal Poly	62	60	270	A	Wyoming	42	51				
				211	A	UC Santa Barbara	61	53	162	A	Northern Colo.	56	71				
				104	H	UC Davis	60	54	116	H	San Diego St.	57	76				

Non-Div I Games:

UC Irvine

■ Loss, ■ Non-Conf, S Site, H Home A Away N Neutral

## UC Riverside

Through Games Of Sunday, January 29, 2012

Average RPI Win:	277	WON-LOST	WINNING	LAST 12	STRENGTH OF	OPP. STRENGTH	TEAM	ADJ.	CONF.	ADJ CONF.
Average RPI Loss:	164	RECORD	PCT. RANK	GAMES	SCHEDULE	OF SCHEDULE	RPI	RPI	RPI	RPI
DIV. I ONLY	4- 16	310	3- 9	216	210	292	292	21	21	
DIV. I NON-CONF.	2- 10	303	1- 3	234	186	299	299	20	20	
TOTALS	RPI 1-25	RPI 26-50	W-L RECORDS	RPI 51-100	RPI 101-150	RPI 150+				
4- 16	0- 0	0- 1	OVERALL	0- 4	0- 3	4- 8				
2- 4	0- 0	0- 0	HOME	0- 1	0- 2	2- 1				
2- 12	0- 0	0- 1	AWAY	0- 3	0- 1	2- 7				
0- 0	0- 0	0- 0	NEUTRAL	0- 0	0- 0	0- 0				
2- 10	0- 0	0- 1	NON-CONFERENCE	0- 4	0- 1	2- 4				
1- 2	0- 0	0- 0	HOME	0- 1	0- 0	1- 1				
1- 8	0- 0	0- 1	AWAY	0- 3	0- 1	1- 3				
0- 0	0- 0	0- 0	NEUTRAL	0- 0	0- 0	0- 0				
2- 6	0- 0	0- 0	CONFERENCE	0- 0	0- 2	2- 4				
1- 2	0- 0	0- 0	HOME	0- 0	0- 2	1- 0				
1- 4	0- 0	0- 0	AWAY	0- 0	0- 0	1- 4				
0- 0	0- 0	0- 0	NEUTRAL	0- 0	0- 0	0- 0				

RPI S	Opponent	Score	RPI S	Opponent	Score	RPI S	Opponent	Score	RPI S	Opponent	Score	Team's RPI: 292
			31	A Gonzaga	56 83	51	A Arizona St.	46 66	104	H UC Davis	53 70	
						59	A Washington St.	35 74	123	H Pacific	59 80	
						65	H Fresno St.	62 67	138	A Utah St.	68 71	
						94	A UNLV	36 64	170	A Cal St. Northridge	55 63	
									194	A Cal Poly	43 71	
									211	A UC Santa Barbara	43 63	
									237	H Cal St. Fullerton	69 65	
									246	A UC Irvine	70 67	
									251	A Boise St.	58 68	
									262	A Long Beach St.	59 70	
									282	A Northern Ariz.	59 67	
									288	H La.-Lafayette	56 59	
									303	A CSU Bakersfield	66 72	
									303	H CSU Bakersfield	76 62	
									322	A Idaho	70 57	
LAST 12 Division I GAMES:												
246	A	UC Irvine	70	67	104	H	UC Davis	53	70			
237	H	Cal St. Fullerton	69	65	170	A	Cal St. Northridge	55	63			
303	A	CSU Bakersfield	66	72	262	A	Long Beach St.	59	70			
211	A	UC Santa Barbara	43	63	65	H	Fresno St.	62	67			
194	A	Cal Poly	43	71	31	A	Gonzaga	56	83			
123	H	Pacific	59	80	322	A	Idaho	70	57			

Non-Div I Games:

UC Riverside

■ Loss, 
 ■ Non-Conf, 
 ■ S Site, 
 ■ Home 
 ■ A Away 
 N Neutral

Average RPI Win:	<b>182</b>	WON-LOST	WINNING	LAST 12	STRENGTH OF	OPP. STRENGTH	TEAM	ADJ.	CONF.	ADJ CONF.
Average RPI Loss:	<b>176</b>	RECORD	PCT. RANK	GAMES	SCHEDULE	OF SCHEDULE	RPI	RPI	RPI	RPI
DIV. I ONLY	<b>8- 11</b>	<b>214</b>	<b>5- 7</b>	<b>176</b>	<b>206</b>	<b>211</b>	<b>211</b>	<b>21</b>	<b>21</b>	
DIV. I NON-CONF.	<b>5- 6</b>	<b>190</b>	<b>2- 2</b>	<b>133</b>	<b>171</b>	<b>191</b>	<b>191</b>	<b>20</b>	<b>20</b>	
TOTALS	RPI 1-25	RPI 26-50	W-L RECORDS	RPI 51-100	RPI 101-150	RPI 150+				
8- 11	0- 0	0- 0	OVERALL	2- 1	1- 3	5- 7				
5- 5	0- 0	0- 0	HOME	1- 1	1- 3	3- 1				
3- 6	0- 0	0- 0	AWAY	1- 0	0- 0	2- 6				
0- 0	0- 0	0- 0	NEUTRAL	0- 0	0- 0	0- 0				
5- 6	0- 0	0- 0	NON-CONFERENCE	2- 1	1- 1	2- 4				
4- 2	0- 0	0- 0	HOME	1- 1	1- 1	2- 0				
1- 4	0- 0	0- 0	AWAY	1- 0	0- 0	0- 4				
0- 0	0- 0	0- 0	NEUTRAL	0- 0	0- 0	0- 0				
3- 5	0- 0	0- 0	CONFERENCE	0- 0	0- 2	3- 3				
1- 3	0- 0	0- 0	HOME	0- 0	0- 2	1- 1				
2- 2	0- 0	0- 0	AWAY	0- 0	0- 0	2- 2				
0- 0	0- 0	0- 0	NEUTRAL	0- 0	0- 0	0- 0				

RPI 1-25			RPI 26-50			RPI 51-100			RPI 101+			Team's RPI: 211
RPI	S	Opponent	Score	RPI	S	Opponent	Score	RPI	S	Opponent	Score	
						60	H St. Mary's (CA)	61 52	103	H Washington	37	46
						70	A UTEP	49 48	104	H UC Davis	47	51
						94	H UNLV	44 46	123	H Pacific	48	52
									139	H Pepperdine	54	44
									152	A Portland St.	51	65
									162	A Northern Colo.	39	44
									167	A Seattle	55	60
									170	A Cal St. Northridge	71	67
									194	A Cal Poly	58	61
									232	H Loyola Marymount	66	49
									237	A Cal St. Fullerton	39	37
									246	H UC Irvine	53	61
									259	H San Francisco	60	41
									262	A Long Beach St.	34	46
									292	H UC Riverside	63	43
									330	A New Mexico St.	51	52
LAST 12 Division I GAMES:												
123	H	Pacific	48	52	237	A	Cal St. Fullerton	39	37			
104	H	UC Davis	47	51	194	A	Cal Poly	58	61			
170	A	Cal St. Northridge	71	67	70	A	UTEP	49	48			
262	A	Long Beach St.	34	46	330	A	New Mexico St.	51	52			
292	H	UC Riverside	63	43	139	H	Pepperdine	54	44			
246	H	UC Irvine	53	61	94	H	UNLV	44	46			

Non-Div I Games:

UC Santa Barbara

UCF				Through Games Of Sunday, January 29, 2012						
Average RPI Win:	233	WON-LOST	WINNING	LAST 12	STRENGTH OF	OPP. STRENGTH	TEAM	ADJ.	CONF.	ADJ CONF.
Average RPI Loss:	103	RECORD	PCT. RANK	GAMES	SCHEDULE	OF SCHEDULE	RPI	RPI	RPI	RPI
DIV. I ONLY	9- 11	201	6- 6	81	180	179	179	11	11	
DIV. I NON-CONF.	5- 7	209	2- 2	99	202	199	199	16	16	
TOTALS	RPI 1-25	RPI 26-50	W-L RECORDS	RPI 51-100	RPI 101-150	RPI 150+				
9- 11	0- 1	0- 1	OVERALL	0- 4	0- 1	9- 4				
8- 6	0- 0	0- 0	HOME	0- 3	0- 0	8- 3				
1- 5	0- 1	0- 1	AWAY	0- 1	0- 1	1- 1				
0- 0	0- 0	0- 0	NEUTRAL	0- 0	0- 0	0- 0				
5- 7	0- 1	0- 0	NON-CONFERENCE	0- 3	0- 0	5- 3				
5- 5	0- 0	0- 0	HOME	0- 3	0- 0	5- 2				
0- 2	0- 1	0- 0	AWAY	0- 0	0- 0	0- 1				
0- 0	0- 0	0- 0	NEUTRAL	0- 0	0- 0	0- 0				
4- 4	0- 0	0- 1	CONFERENCE	0- 1	0- 1	4- 1				
3- 1	0- 0	0- 0	HOME	0- 0	0- 0	3- 1				
1- 3	0- 0	0- 1	AWAY	0- 1	0- 1	1- 0				
0- 0	0- 0	0- 0	NEUTRAL	0- 0	0- 0	0- 0				

U  
C  
F

RPI 1-25				RPI 26-50				RPI 51-100				RPI 101+ Team's RPI: 179			
RPI	S	Opponent	Score	RPI	S	Opponent	Score	RPI	S	Opponent	Score	RPI	S	Opponent	Score
5	A	Notre Dame	38 90	36	A	Tulane	52 64	55	H	Florida St.	47 60	105	A	UAB	54 61
								70	A	UTEP	38 67	154	H	Florida A&M	67 51
								77	H	Fla. Gulf Coast	36 75	155	H	Virginia Tech	41 32
								100	H	Hartford	46 55	159	H	FIU	46 61
												165	H	SMU	48 60
												176	A	Marshall	55 44
												182	A	South Ala.	76 89
												183	H	Fordham	57 70
												214	H	Rice	65 63
												236	H	East Carolina	59 53
												254	H	Savannah St.	62 48
												272	H	Southern Miss.	65 47
												310	H	Mercer	72 43
												324	H	Bethune-Cookman	66 49
LAST 12 Division I GAMES:															
		70	A	UTEP	38	67				36	A	Tulane	52	64	
		165	H	SMU	48	60				236	H	East Carolina	59	53	
		176	A	Marshall	55	44				55	H	Florida St.	47	60	
		214	H	Rice	65	63				5	A	Notre Dame	38	90	
		272	H	Southern Miss.	65	47				155	H	Virginia Tech	41	32	
		105	A	UAB	54	61				254	H	Savannah St.	62	48	

Non-Div I Games:

UCF

Average RPI Win: 143		WON-LOST	WINNING	LAST 12	STRENGTH OF		OPP. STRENGTH	TEAM	ADJ.	CONF.	ADJ CONF.
Average RPI Loss: 49		RECORD	PCT. RANK	GAMES	SCHEDULE		OF SCHEDULE	RPI	RPI	RPI	RPI
DIV. I ONLY		10- 10	165	5- 7	12		35	53	53	5	5
DIV. I NON-CONF.		5- 6	190	0- 3	19		22	54	54	6	6
TOTALS		RPI 1-25	RPI 26-50		W-L RECORDS		RPI 51-100	RPI 101-150		RPI 150+	
10- 10		0- 3	1- 4		OVERALL		3- 1	3- 2		3- 0	
5- 4		0- 2	1- 1		HOME		1- 0	2- 1		1- 0	
4- 5		0- 1	0- 3		AWAY		2- 0	1- 1		1- 0	
1- 1		0- 0	0- 0		NEUTRAL		0- 1	0- 0		1- 0	
5- 6		0- 2	0- 3		NON-CONFERENCE		0- 1	2- 0		3- 0	
3- 1		0- 1	0- 0		HOME		0- 0	2- 0		1- 0	
1- 4		0- 1	0- 3		AWAY		0- 0	0- 0		1- 0	
1- 1		0- 0	0- 0		NEUTRAL		0- 1	0- 0		1- 0	
5- 4		0- 1	1- 1		CONFERENCE		3- 0	1- 2		0- 0	
2- 3		0- 1	1- 1		HOME		1- 0	0- 1		0- 0	
3- 1		0- 0	0- 0		AWAY		2- 0	1- 1		0- 0	
0- 0		0- 0	0- 0		NEUTRAL		0- 0	0- 0		0- 0	

RPI 1-25				RPI 26-50				RPI 51-100				Team's RPI: 53	RPI 101+			
RPI	S	Opponent	Score	RPI	S	Opponent	Score	RPI	S	Opponent	Score		RPI	S	Opponent	Score
1	A	Baylor	50 83	32	H	Southern California	43 47	51	A	Arizona St.	64 48		106	H	McNeese St.	67 59
2	H	Tennessee	64 85	34	A	LSU	41 58	71	H	Oregon St.	69 60		109	A	Arizona	66 74
4	H	Stanford	50 77	35	H	California	60 55	72	N	West Virginia	54 63		116	H	San Diego St.	78 71
				49	A	Saint Joseph's	60 64	95	A	Colorado	62 54		132	A	Utah	65 60
				50	A	Temple	53 59						133	H	Oregon	62 83
													232	A	Loyola Marymount	84 43
													281	H	Tennessee Tech	74 52
													312	N	Colgate	68 48
LAST 12 Division I GAMES:																
				95	A	Colorado	62 54	109	A	Arizona	66 74					
				132	A	Utah	65 60	4	H	Stanford	50 77					
				133	H	Oregon	62 83	35	H	California	60 55					
				71	H	Oregon St.	69 60	49	A	Saint Joseph's	60 64					
				32	H	Southern California	43 47	50	A	Temple	53 59					
				51	A	Arizona St.	64 48	2	H	Tennessee	64 85					

Non-Div I Games:

UCLA

■ Loss, 
 ■ Non-Conf, 
 ■ S Site, 
 ■ H Home 
 ■ A Away 
 N Neutral

U  
M  
B  
C

UMBC				Through Games Of Sunday, January 29, 2012						
Average RPI Win: 224		WON-LOST	WINNING	LAST 12	STRENGTH OF	OPP. STRENGTH	TEAM	ADJ.	CONF.	ADJ CONF.
Average RPI Loss: 111		RECORD	PCT. RANK	GAMES	SCHEDULE	OF SCHEDULE	RPI	RPI	RPI	RPI
DIV. I ONLY		11- 11	165	6- 6	123	208	144	144	14	14
DIV. I NON-CONF.		6- 7	181	1- 2	79	168	119	119	13	13
TOTALS		RPI 1-25	RPI 26-50	W-L RECORDS	RPI 51-100	RPI 101-150	RPI 150+			
11- 11	0- 2	0- 0	OVERALL	1- 3	0- 3	10- 3				
6- 3	0- 2	0- 0	HOME	1- 1	0- 0	5- 0				
5- 7	0- 0	0- 0	AWAY	0- 2	0- 2	5- 3				
0- 1	0- 0	0- 0	NEUTRAL	0- 0	0- 1	0- 0				
6- 7	0- 2	0- 0	NON-CONFERENCE	0- 2	0- 2	6- 1				
3- 2	0- 2	0- 0	HOME	0- 0	0- 0	3- 0				
3- 4	0- 0	0- 0	AWAY	0- 2	0- 1	3- 1				
0- 1	0- 0	0- 0	NEUTRAL	0- 0	0- 1	0- 0				
5- 4	0- 0	0- 0	CONFERENCE	1- 1	0- 1	4- 2				
3- 1	0- 0	0- 0	HOME	1- 1	0- 0	2- 0				
2- 3	0- 0	0- 0	AWAY	0- 0	0- 1	2- 2				
0- 0	0- 0	0- 0	NEUTRAL	0- 0	0- 0	0- 0				

U  
M  
B  
C

RPI 1-25				RPI 26-50		RPI 51-100				RPI 101+ Team's RPI: 144	
RPI	S	Opponent	Score	RPI	S	Opponent	Score	RPI	S	Opponent	Score
11	H	Maryland	59 70					66	A	Towson	45 56
25	H	Princeton	41 56					75	A	Hampton	47 75
								78	H	Boston U.	53 59
								100	H	Hartford	71 59

Non-Div I Games:

UMBC

Average RPI Win:	224	WON-LOST	WINNING	LAST 12	STRENGTH OF	OPP. STRENGTH	TEAM	ADJ.	CONF.	ADJ CONF.
Average RPI Loss:	134	RECORD	PCT. RANK	GAMES	SCHEDULE	OF SCHEDULE	RPI	RPI	RPI	RPI
DIV. I ONLY	12- 8	105	7- 4	232	201	149	149	16	16	
DIV. I NON-CONF.	7- 3	86	2- 1	210	213	137	137	11	11	
<hr/>										
TOTALS	RPI 1-25	RPI 26-50	W-L RECORDS	RPI 51-100	RPI 101-150	RPI 150+				
12- 8	0- 1	0- 1	OVERALL	2- 1	2- 2	8- 3				
7- 2	0- 0	0- 0	HOME	0- 0	2- 1	5- 1				
3- 6	0- 1	0- 1	AWAY	1- 1	0- 1	2- 2				
2- 0	0- 0	0- 0	NEUTRAL	1- 0	0- 0	1- 0				
7- 3	0- 1	0- 1	NON-CONFERENCE	2- 0	0- 1	5- 0				
3- 1	0- 0	0- 0	HOME	0- 0	0- 1	3- 0				
2- 2	0- 1	0- 1	AWAY	1- 0	0- 0	1- 0				
2- 0	0- 0	0- 0	NEUTRAL	1- 0	0- 0	1- 0				
5- 5	0- 0	0- 0	CONFERENCE	0- 1	2- 1	3- 3				
4- 1	0- 0	0- 0	HOME	0- 0	2- 0	2- 1				
1- 4	0- 0	0- 0	AWAY	0- 1	0- 1	1- 2				
0- 0	0- 0	0- 0	NEUTRAL	0- 0	0- 0	0- 0				

RPI 1-25				RPI 26-50				RPI 51-100				RPI 101+ Team's RPI: 149			
RPI	S	Opponent	Score	RPI	S	Opponent	Score	RPI	S	Opponent	Score	RPI	S	Opponent	Score
20	A	Kansas	52 77	48	A	Texas Tech	67 94	73	A	South Dakota St.	62 75	111	H	VCU	70 78
								86	A	Eastern Mich.	70 68	115	A	Oral Roberts	70 83
								87	N	Central Ark.	64 60	115	H	Oral Roberts	92 79
												129	H	South Dakota	61 49
												168	A	Oakland	65 71
												234	A	North Dakota St.	76 58
												250	N	La.-Monroe	76 70
												253	H	Western Ill.	63 66
												260	H	IUPUI	63 55
												268	A	Saint Louis	70 67
												284	H	Southern Utah	81 61
												287	A	IPFW	76 82
												306	H	North Florida	100 63
												330	H	New Mexico St.	68 57
												341	H	Houston Baptist	92 45
<hr/>															
LAST 12 Division I GAMES:															
115	A	Oral Roberts	70 83	330	H	New Mexico St.	68 57								
253	H	Western Ill.	63 66	115	H	Oral Roberts	92 79								
260	H	IUPUI	63 55	284	H	Southern Utah	81 61								
234	A	North Dakota St.	76 58	268	A	Saint Louis	70 67								
73	A	South Dakota St.	62 75	20	A	Kansas	52 77								
129	H	South Dakota	61 49	86	A	Eastern Mich.	70 68								

Non-Div I Games: Neb. Omaha 74 64 Northwest Mo. St. 95 72

UMKC

Loss, Non-Conf, S Site, H Home A Away N Neutral



## UNC Asheville

Through Games Of Sunday, January 29, 2012

Average RPI Win:	283	WON-LOST	WINNING	LAST 12	STRENGTH OF	OPP. STRENGTH	TEAM	ADJ.	CONF.	ADJ CONF.
Average RPI Loss:	209	RECORD	PCT. RANK	GAMES	SCHEDULE	OF SCHEDULE	RPI	RPI	RPI	RPI
DIV. I ONLY	4- 12	292	4- 7	288	340	327	327	27	27	
DIV. I NON-CONF.	1- 7	317	1- 2	311	334	331	331	31	31	
TOTALS	RPI 1-25	RPI 26-50	W-L RECORDS	RPI 51-100	RPI 101-150	RPI 150+				
4- 12	0- 0	0- 0	OVERALL	0- 1	0- 2	4- 9				
4- 3	0- 0	0- 0	HOME	0- 1	0- 1	4- 1				
0- 9	0- 0	0- 0	AWAY	0- 0	0- 1	0- 7				
0- 0	0- 0	0- 0	NEUTRAL	0- 0	0- 0	0- 0				
1- 7	0- 0	0- 0	NON-CONFERENCE	0- 1	0- 0	1- 6				
1- 2	0- 0	0- 0	HOME	0- 1	0- 0	1- 1				
0- 5	0- 0	0- 0	AWAY	0- 0	0- 0	0- 5				
0- 0	0- 0	0- 0	NEUTRAL	0- 0	0- 0	0- 0				
3- 5	0- 0	0- 0	CONFERENCE	0- 0	0- 2	3- 3				
3- 1	0- 0	0- 0	HOME	0- 0	0- 1	3- 0				
0- 4	0- 0	0- 0	AWAY	0- 0	0- 1	0- 3				
0- 0	0- 0	0- 0	NEUTRAL	0- 0	0- 0	0- 0				

RPI 1-25				RPI 26-50				RPI 51-100				RPI 101+				Team's RPI: 327	
RPI	S	Opponent	Score	RPI	S	Opponent	Score	RPI	S	Opponent	Score	RPI	S	Opponent	Score		
								91	H	Appalachian St.	71	85	126	A	High Point	49	89
													142	H	Liberty	56	78
													173	A	Furman	59	71
													188	A	Campbell	62	82
													192	A	George Mason	59	88
													207	H	Charleston So.	75	68
													233	A	Winthrop	68	84
													243	A	South Carolina St.	82	92
													249	A	Kennesaw St.	79	83
													279	A	Western Caro.	53	65
													291	A	Presbyterian	54	62
													294	H	Coastal Caro.	69	60
													301	H	S.C. Upstate	66	73
													310	H	Mercer	76	75
													319	H	Gardner-Webb	74	62
LAST 12 Division I GAMES:																	
				142	H	Liberty	56	78		188	A	Campbell	62	82			
				319	H	Gardner-Webb	74	62		126	A	High Point	49	89			
				291	A	Presbyterian	54	62		310	H	Mercer	76	75			
				233	A	Winthrop	68	84		243	A	South Carolina St.	82	92			
				207	H	Charleston So.	75	68		249	A	Kennesaw St.	79	83			
				294	H	Coastal Caro.	69	60		91	H	Appalachian St.	71	85			

Non-Div I Games: Brevard 74 62 Winston-Salem 83 74 Montreat 73 64

UNC Asheville

Loss, Non-Conf, S Site, H Home A Away N Neutral

UNC Greensboro

Through Games Of Sunday, January 29, 2012

Average RPI Win:	249	WON-LOST	WINNING	LAST 12	STRENGTH OF	OPP. STRENGTH	TEAM	ADJ.	CONF.	ADJ CONF.
Average RPI Loss:	162	RECORD	PCT. RANK	GAMES	SCHEDULE	OF SCHEDULE	RPI	RPI	RPI	RPI
DIV. I ONLY	3- 16	317	1- 11	124	314	297	297	18	18	
DIV. I NON-CONF.	1- 7	317	0- 3	77	326	281	281	22	22	
TOTALS	RPI 1-25	RPI 26-50	W-L RECORDS	RPI 51-100	RPI 101-150	RPI 150+				
3- 16	0- 0	0- 1	OVERALL	0- 3	1- 4	2- 8				
2- 6	0- 0	0- 0	HOME	0- 2	1- 2	1- 2				
1- 9	0- 0	0- 1	AWAY	0- 1	0- 2	1- 5				
0- 1	0- 0	0- 0	NEUTRAL	0- 0	0- 0	0- 1				
1- 7	0- 0	0- 1	NON-CONFERENCE	0- 0	0- 4	1- 2				
0- 2	0- 0	0- 0	HOME	0- 0	0- 2	0- 0				
1- 4	0- 0	0- 1	AWAY	0- 0	0- 2	1- 1				
0- 1	0- 0	0- 0	NEUTRAL	0- 0	0- 0	0- 1				
2- 9	0- 0	0- 0	CONFERENCE	0- 3	1- 0	1- 6				
2- 4	0- 0	0- 0	HOME	0- 2	1- 0	1- 2				
0- 5	0- 0	0- 0	AWAY	0- 1	0- 0	0- 4				
0- 0	0- 0	0- 0	NEUTRAL	0- 0	0- 0	0- 0				

RPI S	Opponent	Score	RPI S	Opponent	Score	RPI S	Opponent	Score	RPI S	Opponent	Score	Team's RPI: 297
42	A Richmond	60 75	69	A Chattanooga	44 63	105	H UAB	42 72	114	A North Carolina	35 91	
			69	H Chattanooga	46 63	116	A San Diego St.	29 57	131	H Samford	61 53	
			91	H Appalachian St.	66 81	142	H Liberty	46 61	173	A Furman	48 53	
						173	H Furman	64 66	201	N Penn	36 47	
						212	A Elon	43 57	227	H Col. of Charleston	42 52	
						265	A Radford	67 75	275	H Ga. Southern	55 54	
						279	A Western Caro.	29 62	307	A Wofford	47 62	
						342	A N.C. Central	70 53				
LAST 12 Division I GAMES:												
69	A Chattanooga	44 63	279	A Western Caro.	29 62							
212	A Elon	43 57	201	N Penn	36 47							
173	H Furman	64 66	116	A San Diego St.	29 57							
275	H Ga. Southern	55 54	173	A Furman	48 53							
227	H Col. of Charleston	42 52	307	A Wofford	47 62							
91	H Appalachian St.	66 81	42	A Richmond	60 75							

Non-Div I Games:

UNC Greensboro

Loss, Non-Conf, S Site, H Home A Away N Neutral

## UNC Wilmington

Through Games Of Sunday, January 29, 2012

Average RPI Win:	187	WON-LOST	WINNING	LAST 12	STRENGTH OF	OPP. STRENGTH	TEAM	ADJ.	CONF.	ADJ CONF.
Average RPI Loss:	54	RECORD	PCT. RANK	GAMES	SCHEDULE	OF SCHEDULE	RPI	RPI	RPI	RPI
DIV. I ONLY	13- 7	86	8- 3	111	61	67	67	7	7	
DIV. I NON-CONF.	7- 4	98	2- 1	98	69	60	60	7	7	
TOTALS	RPI 1-25	RPI 26-50	W-L RECORDS	RPI 51-100	RPI 101-150	RPI 150+				
13- 7	0- 2	0- 0	OVERALL	2- 4	1- 1	10- 0				
6- 1	0- 0	0- 0	HOME	0- 1	1- 0	5- 0				
7- 4	0- 2	0- 0	AWAY	2- 1	0- 1	5- 0				
0- 2	0- 0	0- 0	NEUTRAL	0- 2	0- 0	0- 0				
7- 4	0- 1	0- 0	NON-CONFERENCE	1- 3	0- 0	6- 0				
3- 0	0- 0	0- 0	HOME	0- 0	0- 0	3- 0				
4- 2	0- 1	0- 0	AWAY	1- 1	0- 0	3- 0				
0- 2	0- 0	0- 0	NEUTRAL	0- 2	0- 0	0- 0				
6- 3	0- 1	0- 0	CONFERENCE	1- 1	1- 1	4- 0				
3- 1	0- 0	0- 0	HOME	0- 1	1- 0	2- 0				
3- 2	0- 1	0- 0	AWAY	1- 0	0- 1	2- 0				
0- 0	0- 0	0- 0	NEUTRAL	0- 0	0- 0	0- 0				

RPI 1-25				RPI 26-50				RPI 51-100 Team's RPI: 67				RPI 101+			
RPI	S	Opponent	Score	RPI	S	Opponent	Score	RPI	S	Opponent	Score	RPI	S	Opponent	Score
6	A	Delaware	37 69					54	N	Middle Tenn.	60 79	111	A	VCU	53 65
8	A	Duke	45 107					59	N	Washington St.	60 72	111	H	VCU	57 56
								62	A	North Carolina St.	64 83	188	H	Campbell	79 73
								66	A	Towson	76 61	192	H	George Mason	61 53
								76	H	Drexel	43 58	197	A	Northeastern	69 64
								93	A	Charlotte	74 73	197	H	Northeastern	60 53
												202	H	Xavier	59 52
												207	A	Charleston So.	72 70
												222	A	Old Dominion	76 54
												236	H	East Carolina	64 53
												242	A	Ohio	56 51
												278	A	N.C. A&T	90 63
LAST 12 Division I GAMES:															
66	A	Towson	76 61	111	A	VCU	53 65								
197	A	Northeastern	69 64	197	H	Northeastern	60 53								
222	A	Old Dominion	76 54	278	A	N.C. A&T	90 63								
111	H	VCU	57 56	202	H	Xavier	59 52								
192	H	George Mason	61 53	8	A	Duke	45 107								
6	A	Delaware	37 69	207	A	Charleston So.	72 70								

Non-Div I Games:

UNC Wilmington

■ Loss, 
 ■ Non-Conf, S Site, 
 ■ Home 
 ■ Away 
 N Neutral

Average RPI Win:	209	WON-LOST	WINNING	LAST 12	STRENGTH OF	OPP. STRENGTH	TEAM	ADJ.	CONF.	ADJ CONF.
Average RPI Loss:	99	RECORD	PCT. RANK	GAMES	SCHEDULE	OF SCHEDULE	RPI	RPI	RPI	RPI
DIV. I ONLY	13- 7	86	7- 5	196	116	128	128	10	10	
DIV. I NON-CONF.	7- 4	98	1- 2	252	166	142	142	10	10	
TOTALS	RPI 1-25	RPI 26-50	W-L RECORDS	RPI 51-100	RPI 101-150	RPI 150+				
13- 7	0- 1	0- 0	OVERALL	1- 4	4- 1	8- 1				
7- 3	0- 0	0- 0	HOME	1- 2	3- 1	3- 0				
4- 4	0- 1	0- 0	AWAY	0- 1	1- 0	3- 1				
2- 0	0- 0	0- 0	NEUTRAL	0- 0	0- 0	2- 0				
7- 4	0- 1	0- 0	NON-CONFERENCE	0- 2	1- 0	6- 1				
4- 1	0- 0	0- 0	HOME	0- 1	1- 0	3- 0				
1- 3	0- 1	0- 0	AWAY	0- 1	0- 0	1- 1				
2- 0	0- 0	0- 0	NEUTRAL	0- 0	0- 0	2- 0				
6- 3	0- 0	0- 0	CONFERENCE	1- 2	3- 1	2- 0				
3- 2	0- 0	0- 0	HOME	1- 1	2- 1	0- 0				
3- 1	0- 0	0- 0	AWAY	0- 1	1- 0	2- 0				
0- 0	0- 0	0- 0	NEUTRAL	0- 0	0- 0	0- 0				

RPI 1-25				RPI 26-50				RPI 51-100				RPI 101+ Team's RPI: 128			
RPI	S	Opponent	Score	RPI	S	Opponent	Score	RPI	S	Opponent	Score	RPI	S	Opponent	Score
18	A	Green Bay	67 75					57	A	Iowa St.	57 84	108	H	Illinois St.	79 73
								58	H	Iowa	74 78	129	H	South Dakota	53 43
								61	H	Missouri St.	62 54	135	A	Drake	82 77
								80	A	Creighton	50 65	143	H	Indiana St.	62 68
								92	H	Wichita St.	40 67	146	H	Bradley	71 57
												204	N	Youngstown St.	90 73
												209	H	Colorado St.	61 50
												234	H	North Dakota St.	60 41
												244	A	North Dakota	70 74
												264	A	Southern Ill.	70 66
												270	N	Wyoming	60 46
												304	A	Evansville	61 51
												326	H	Southeast Mo. St.	62 42
												328	A	Chicago St.	88 54
LAST 12 Division I GAMES:															
135	A	Drake	82 77	304	A	Evansville	61 51								
80	A	Creighton	50 65	61	H	Missouri St.	62 54								
146	H	Bradley	71 57	92	H	Wichita St.	40 67								
108	H	Illinois St.	79 73	57	A	Iowa St.	57 84								
143	H	Indiana St.	62 68	244	A	North Dakota	70 74								
264	A	Southern Ill.	70 66	234	H	North Dakota St.	60 41								

Non-Div I Games:

UNI

Average RPI Win:	216	WON-LOST	WINNING	LAST 12	STRENGTH OF	OPP. STRENGTH	TEAM	ADJ.	CONF.	ADJ CONF.
Average RPI Loss:	74	RECORD	PCT. RANK	GAMES	SCHEDULE	OF SCHEDULE	RPI	RPI	RPI	RPI
DIV. I ONLY	17- 5	29	9- 3	208	118	94	94	23	23	
DIV. I NON-CONF.	12- 4	62	4- 2	200	63	80	80	24	24	
TOTALS	RPI 1-25	RPI 26-50	W-L RECORDS	RPI 51-100	RPI 101-150	RPI 150+				
17- 5	1- 1	0- 1	OVERALL	2- 1	0- 2	14- 0				
9- 3	1- 1	0- 0	HOME	1- 1	0- 1	7- 0				
6- 2	0- 0	0- 1	AWAY	1- 0	0- 1	5- 0				
2- 0	0- 0	0- 0	NEUTRAL	0- 0	0- 0	2- 0				
12- 4	1- 1	0- 1	NON-CONFERENCE	2- 1	0- 1	9- 0				
7- 2	1- 1	0- 0	HOME	1- 1	0- 0	5- 0				
3- 2	0- 0	0- 1	AWAY	1- 0	0- 1	2- 0				
2- 0	0- 0	0- 0	NEUTRAL	0- 0	0- 0	2- 0				
5- 1	0- 0	0- 0	CONFERENCE	0- 0	0- 1	5- 0				
2- 1	0- 0	0- 0	HOME	0- 0	0- 1	2- 0				
3- 0	0- 0	0- 0	AWAY	0- 0	0- 0	3- 0				
0- 0	0- 0	0- 0	NEUTRAL	0- 0	0- 0	0- 0				

RPI 1-25				RPI 26-50				RPI 51-100 Team's RPI: 94				RPI 101+			
RPI	S	Opponent	Score	RPI	S	Opponent	Score	RPI	S	Opponent	Score	RPI	S	Opponent	Score
12	H	Kansas St.	44 38	35	A	California	48 70	58	A	Iowa	69 59	109	A	Arizona	58 62
24	H	Georgetown	45 64					65	H	Fresno St.	73 71	116	H	San Diego St.	62 66
								85	H	Northwestern	49 79	175	A	TCU	72 57
												197	H	Northeastern	61 58
												211	A	UC Santa Barbara	46 44
												229	N	Butler	62 39
												234	H	North Dakota St.	76 57
												251	H	Boise St.	66 50
												258	H	UTSA	74 67
												261	H	San Jose St.	78 41
												270	A	Wyoming	54 51
												276	A	Nevada	74 63
												292	H	UC Riverside	64 36
												293	N	Prairie View	73 60
												295	H	Air Force	63 47
												302	A	New Mexico	64 50
LAST 12 Division I GAMES:															
295	H	Air Force	63 47	65	H	Fresno St.	73 71								
251	H	Boise St.	66 50	276	A	Nevada	74 63								
302	A	New Mexico	64 50	109	A	Arizona	58 62								
175	A	TCU	72 57	12	H	Kansas St.	44 38								
116	H	San Diego St.	62 66	234	H	North Dakota St.	76 57								
270	A	Wyoming	54 51	85	H	Northwestern	49 79								

Non-Div I Games:

UNLV

■ Loss, 
 ■ Non-Conf, S Site, 
 ■ Home 
 ■ Away 
 N Neutral

U  
T  
M  
a  
r  
t  
i  
n

UT Martin				Through Games Of Sunday, January 29, 2012						
Average RPI Win:	276	WON-LOST	WINNING	LAST 12	STRENGTH OF	OPP. STRENGTH	TEAM	ADJ.	CONF.	ADJ CONF.
Average RPI Loss:	91	RECORD	PCT. RANK	GAMES	SCHEDULE	OF SCHEDULE	RPI	RPI	RPI	RPI
DIV. I ONLY	12- 8	105	8- 4	194	251	130	130	31	31	
DIV. I NON-CONF.	6- 7	181	2- 3	175	148	101	101	30	30	
TOTALS	RPI 1-25	RPI 26-50	W-L RECORDS	RPI 51-100	RPI 101-150	RPI 150+				
12- 8	0- 2	0- 1	OVERALL	0- 2	0- 2	12- 1				
7- 1	0- 0	0- 1	HOME	0- 0	0- 0	7- 0				
5- 7	0- 2	0- 0	AWAY	0- 2	0- 2	5- 1				
0- 0	0- 0	0- 0	NEUTRAL	0- 0	0- 0	0- 0				
6- 7	0- 2	0- 1	NON-CONFERENCE	0- 2	0- 1	6- 1				
4- 1	0- 0	0- 1	HOME	0- 0	0- 0	4- 0				
2- 6	0- 2	0- 0	AWAY	0- 2	0- 1	2- 1				
0- 0	0- 0	0- 0	NEUTRAL	0- 0	0- 0	0- 0				
6- 1	0- 0	0- 0	CONFERENCE	0- 0	0- 1	6- 0				
3- 0	0- 0	0- 0	HOME	0- 0	0- 0	3- 0				
3- 1	0- 0	0- 0	AWAY	0- 0	0- 1	3- 0				
0- 0	0- 0	0- 0	NEUTRAL	0- 0	0- 0	0- 0				
RPI 1-25				RPI 26-50		RPI 51-100		RPI 101+		Team's RPI: 130
RPI S	Opponent	Score	RPI S	Opponent	Score	RPI S	Opponent	Score	RPI S	Opponent
16 A	Louisville	57 70	37 H	Vanderbilt	84 99	82 A	Memphis	69 90	117 A	Eastern Ill.
17 A	Purdue	39 65				87 A	Central Ark.	65 69	143 A	Indiana St.
									200 H	SIU Edwardsville
									226 A	Arkansas St.
									245 A	Tennessee St.
									264 H	Southern Ill.
									268 A	Saint Louis
									272 A	Southern Miss.
									273 H	Belmont
									281 H	Tennessee Tech
									286 A	Eastern Ky.
									295 H	Air Force
									299 A	Morehead St.
									304 H	Evansville
									326 H	Southeast Mo. St.
LAST 12 Division I GAMES:										
326 H	Southeast Mo. St.	88 47	245 A	Tennessee St.	114 105	16 A	Louisville	57 70		
299 A	Morehead St.	81 61	281 H	Tennessee Tech	83 61	264 H	Southern Ill.	91 70		
286 A	Eastern Ky.	84 61	304 H	Evansville	78 69	87 A	Central Ark.	65 69		
117 A	Eastern Ill.	63 70								
226 A	Arkansas St.	68 83								
200 H	SIU Edwardsville	91 59								

Non-Div I Games:

UT Martin

U  
T  
M  
a  
r  
t  
i  
n

Average RPI Win:	206	WON-LOST	WINNING	LAST 12	STRENGTH OF	OPP. STRENGTH	TEAM	ADJ.	CONF.	ADJ CONF.
Average RPI Loss:	131	RECORD	PCT. RANK	GAMES	SCHEDULE	OF SCHEDULE	RPI	RPI	RPI	RPI
DIV. I ONLY	19- 2	8	10- 2	275	146	70	70	11	11	
DIV. I NON-CONF.	11- 2	24	2- 2	291	247	87	87	16	16	
TOTALS	RPI 1-25	RPI 26-50	W-L RECORDS	RPI 51-100	RPI 101-150	RPI 150+				
19- 2	0- 0	1- 0	OVERALL	2- 1	2- 0	14- 1				
12- 1	0- 0	0- 0	HOME	2- 0	2- 0	8- 1				
7- 1	0- 0	1- 0	AWAY	0- 1	0- 0	6- 0				
0- 0	0- 0	0- 0	NEUTRAL	0- 0	0- 0	0- 0				
11- 2	0- 0	0- 0	NON-CONFERENCE	1- 1	2- 0	8- 1				
8- 1	0- 0	0- 0	HOME	1- 0	2- 0	5- 1				
3- 1	0- 0	0- 0	AWAY	0- 1	0- 0	3- 0				
0- 0	0- 0	0- 0	NEUTRAL	0- 0	0- 0	0- 0				
8- 0	0- 0	1- 0	CONFERENCE	1- 0	0- 0	6- 0				
4- 0	0- 0	0- 0	HOME	1- 0	0- 0	3- 0				
4- 0	0- 0	1- 0	AWAY	0- 0	0- 0	3- 0				
0- 0	0- 0	0- 0	NEUTRAL	0- 0	0- 0	0- 0				

RPI 1-25				RPI 26-50				RPI 51-100				Team's RPI: 70	RPI 101+				
RPI	S	Opponent	Score	RPI	S	Opponent	Score	RPI	S	Opponent	Score		RPI	S	Opponent	Score	
				36	A	Tulane	65 64	51	A	Arizona St.	45 47		118	H	Denver	80 49	
								64	H	Idaho St.	79 63		150	H	Lamar	81 52	
								82	H	Memphis	66 60		162	H	Northern Colo.	74 51	
													165	A	SMU	64 53	
													169	H	Tulsa	67 56	
													179	H	UCF	67 38	
													208	H	Texas St.	81 58	
													211	H	UC Santa Barbara	48 49	
													223	H	Tex.-Pan American	62 51	
													232	A	Loyola Marymount	68 48	
													236	A	East Carolina	66 56	
													272	A	Southern Miss.	70 63	
													302	A	New Mexico	53 43	
													314	H	Houston	87 43	
													330	A	New Mexico St.	76 72	
													330	H	New Mexico St.	63 27	
													341	H	Houston Baptist	82 53	
LAST 12 Division I GAMES:																	
				179	H	UCF	67 38					82	H	Memphis	66 60		
				272	A	Southern Miss.	70 63					165	A	SMU	64 53		
				314	H	Houston	87 43					208	H	Texas St.	81 58		
				236	A	East Carolina	66 56					51	A	Arizona St.	45 47		
				36	A	Tulane	65 64					211	H	UC Santa Barbara	48 49		
				169	H	Tulsa	67 56					232	A	Loyola Marymount	68 48		

Non-Div I Games:

UTEP

■ Loss, 
 ■ Non-Conf, S Site, 
 ■ Home 
 ■ Away 
 N Neutral

Average RPI Win: <b>221</b>	WON-LOST	WINNING	LAST 12	STRENGTH OF	OPP. STRENGTH	TEAM	ADJ.	CONF.	ADJ CONF.
Average RPI Loss: <b>147</b>	RECORD	PCT. RANK	GAMES	SCHEDULE	OF SCHEDULE	RPI	RPI	RPI	RPI
DIV. I ONLY	<b>7- 12</b>	<b>238</b>	<b>5- 7</b>	<b>179</b>	<b>191</b>	<b>258</b>	<b>258</b>	<b>24</b>	<b>24</b>
DIV. I NON-CONF.	<b>4- 9</b>	<b>256</b>	<b>2- 4</b>	<b>137</b>	<b>120</b>	<b>234</b>	<b>234</b>	<b>23</b>	<b>23</b>
TOTALS	RPI 1-25	RPI 26-50	W-L RECORDS	RPI 51-100	RPI 101-150	RPI 150+			
7- 12	0- 0	0- 1	OVERALL	0- 4	0- 0	7- 7			
6- 6	0- 0	0- 0	HOME	0- 3	0- 0	6- 3			
1- 6	0- 0	0- 1	AWAY	0- 1	0- 0	1- 4			
0- 0	0- 0	0- 0	NEUTRAL	0- 0	0- 0	0- 0			
4- 9	0- 0	0- 1	NON-CONFERENCE	0- 4	0- 0	4- 4			
4- 5	0- 0	0- 0	HOME	0- 3	0- 0	4- 2			
0- 4	0- 0	0- 1	AWAY	0- 1	0- 0	0- 2			
0- 0	0- 0	0- 0	NEUTRAL	0- 0	0- 0	0- 0			
3- 3	0- 0	0- 0	CONFERENCE	0- 0	0- 0	3- 3			
2- 1	0- 0	0- 0	HOME	0- 0	0- 0	2- 1			
1- 2	0- 0	0- 0	AWAY	0- 0	0- 0	1- 2			
0- 0	0- 0	0- 0	NEUTRAL	0- 0	0- 0	0- 0			

RPI S	Opponent	Score	RPI S	Opponent	Score	RPI S	Opponent	Score	RPI S	Opponent	Score	Team's RPI: 258
			32  Southern California		56  74	80  Creighton		53  54	157  Sam Houston St.		55  67	
						90  Missouri		50  70	157  Sam Houston St.		50  63	
						92  Wichita St.		56  69	159  FIU		61 54	
						94  UNLV		67  74	164  Stephen F. Austin		50 46	
									165  SMU		65  69	
									165  Detroit		59 55	
									175  TCU		30  65	
									182  South Ala.		42  54	
									208  Texas St.		67 53	
									214  Rice		46  71	
									223  Tex.-Pan American		68 54	
									313  A&M-Corpus Christi		58 38	
									314  Houston		70 59	
									320  Northwestern St.		57  61	
LAST 12 Division I GAMES:												
157  Sam Houston St.		55  67	214  Rice		46  71							
208  Texas St.		67 53	165  SMU		65  69							
320  Northwestern St.		57  61	223  Tex.-Pan American		68 54							
164  Stephen F. Austin		50 46	80  Creighton		53  54							
313  A&M-Corpus Christi		58 38	92  Wichita St.		56  69							
157  Sam Houston St.		50  63	314  Houston		70 59							

Non-Div I Games:

UTSA

Loss, Non-Conf, S Site, Home Away N Neutral



Average RPI Win:	204	WON-LOST	WINNING	LAST 12	STRENGTH OF	OPP. STRENGTH	TEAM	ADJ.	CONF.	ADJ CONF.
Average RPI Loss:	58	RECORD	PCT. RANK	GAMES	SCHEDULE	OF SCHEDULE	RPI	RPI	RPI	RPI
DIV. I ONLY	10- 10	165	6- 6	70	81	132	132	5	5	
DIV. I NON-CONF.	7- 4	98	3- 0	197	246	203	203	6	6	
TOTALS	RPI 1-25	RPI 26-50	W-L RECORDS	RPI 51-100	RPI 101-150	RPI 150+				
10- 10	0- 2	1- 3	OVERALL	1- 4	2- 0	6- 1				
7- 4	0- 1	1- 1	HOME	1- 2	0- 0	5- 0				
2- 5	0- 1	0- 2	AWAY	0- 2	2- 0	0- 0				
1- 1	0- 0	0- 0	NEUTRAL	0- 0	0- 0	1- 1				
7- 4	0- 1	0- 2	NON-CONFERENCE	1- 0	0- 0	6- 1				
6- 0	0- 0	0- 0	HOME	1- 0	0- 0	5- 0				
0- 3	0- 1	0- 2	AWAY	0- 0	0- 0	0- 0				
1- 1	0- 0	0- 0	NEUTRAL	0- 0	0- 0	1- 1				
3- 6	0- 1	1- 1	CONFERENCE	0- 4	2- 0	0- 0				
1- 4	0- 1	1- 1	HOME	0- 2	0- 0	0- 0				
2- 2	0- 0	0- 0	AWAY	0- 2	2- 0	0- 0				
0- 0	0- 0	0- 0	NEUTRAL	0- 0	0- 0	0- 0				

RPI 1-25				RPI 26-50				RPI 51-100				RPI 101+ Team's RPI: 132			
RPI	S	Opponent	Score	RPI	S	Opponent	Score	RPI	S	Opponent	Score	RPI	S	Opponent	Score
4	H	Stanford	43 62	30	A	Arkansas	56 57	51	A	Arizona St.	51 59	103	A	Washington	49 36
22	A	Michigan	50 55	32	H	Southern California	63 55	53	H	UCLA	60 65	109	A	Arizona	65 60
				35	H	California	56 63	59	A	Washington St.	43 60	165	N	Detroit	64 55
				46	A	BYU	58 63	64	H	Idaho St.	56 31	182	N	South Ala.	53 61
								95	H	Colorado	52 58	284	H	Southern Utah	74 60
												290	H	Utah Valley	82 51
												330	H	New Mexico St.	74 37
												331	H	Texas Southern	75 33
												333	H	Weber St.	81 63
LAST 12 Division I GAMES:															
32	H	Southern California	63 55	103	A	Washington	49 36								
53	H	UCLA	60 65	59	A	Washington St.	43 60								
51	A	Arizona St.	51 59	95	H	Colorado	52 58								
109	A	Arizona	65 60	290	H	Utah Valley	82 51								
35	H	California	56 63	330	H	New Mexico St.	74 37								
4	H	Stanford	43 62	331	H	Texas Southern	75 33								

Non-Div I Games:

Utah

Average RPI Win:	279	WON-LOST	WINNING	LAST 12	STRENGTH OF	OPP. STRENGTH	TEAM	ADJ.	CONF.	ADJ CONF.
Average RPI Loss:	97	RECORD	PCT. RANK	GAMES	SCHEDULE	OF SCHEDULE	RPI	RPI	RPI	RPI
DIV. I ONLY	12- 6	81	7- 4	247	303	138	138	25	25	
DIV. I NON-CONF.	8- 5	106	3- 3	193	318	115	115	26	26	
TOTALS	RPI 1-25	RPI 26-50	W-L RECORDS	RPI 51-100	RPI 101-150	RPI 150+				
12- 6	0- 0	0- 1	OVERALL	0- 3	0- 1	12- 1				
6- 2	0- 0	0- 1	HOME	0- 1	0- 0	6- 0				
6- 4	0- 0	0- 0	AWAY	0- 2	0- 1	6- 1				
0- 0	0- 0	0- 0	NEUTRAL	0- 0	0- 0	0- 0				
8- 5	0- 0	0- 1	NON-CONFERENCE	0- 2	0- 1	8- 1				
5- 1	0- 0	0- 1	HOME	0- 0	0- 0	5- 0				
3- 4	0- 0	0- 0	AWAY	0- 2	0- 1	3- 1				
0- 0	0- 0	0- 0	NEUTRAL	0- 0	0- 0	0- 0				
4- 1	0- 0	0- 0	CONFERENCE	0- 1	0- 0	4- 0				
1- 1	0- 0	0- 0	HOME	0- 1	0- 0	1- 0				
3- 0	0- 0	0- 0	AWAY	0- 0	0- 0	3- 0				
0- 0	0- 0	0- 0	NEUTRAL	0- 0	0- 0	0- 0				

RPI S	Opponent	Score	RPI S	Opponent	Score	RPI S	Opponent	Score	RPI S	Opponent	Score	Team's RPI: 138
46	H BYU	65 73	64	A Idaho St.	65 67	140	A Montana St.	61 78	191	A Montana	60 61	
			65	H Fresno St.	67 90	203	A Louisiana Tech	79 62	246	A UC Irvine	69 64	
			73	A South Dakota St.	73 84	251	A Boise St.	64 52	251	H Boise St.	97 86	
						270	A Wyoming	62 56	276	H Nevada	91 69	
						282	H Northern Ariz.	70 51	290	H Utah Valley	61 43	
						292	H UC Riverside	71 68	322	A Idaho	78 70	
						330	A New Mexico St.	74 56	333	H Weber St.	73 63	
LAST 12 Division I GAMES:												
322	A Idaho	78 70	251	A Boise St.	64 52							
276	H Nevada	91 69	282	H Northern Ariz.	70 51							
65	H Fresno St.	67 90	46	H BYU	65 73							
203	A Louisiana Tech	79 62	64	A Idaho St.	65 67							
330	A New Mexico St.	74 56	140	A Montana St.	61 78							
290	H Utah Valley	61 43	191	A Montana	60 61							

Non-Div I Games: Asbury 83 53

Utah St.

## Utah Valley

Through Games Of Sunday, January 29, 2012

Average RPI Win:	256	WON-LOST	WINNING	LAST 12	STRENGTH OF	OPP. STRENGTH	TEAM	ADJ.	CONF.	ADJ CONF.
Average RPI Loss:	235	RECORD	PCT. RANK	GAMES	SCHEDULE	OF SCHEDULE	RPI	RPI	RPI	RPI
DIV. I ONLY	9- 10	191	5- 6	340	285	290	290	33	33	
DIV. I NON-CONF.	7- 9	206	3- 5	335	258	289	289	33	33	
TOTALS	RPI 1-25	RPI 26-50	W-L RECORDS	RPI 51-100	RPI 101-150	RPI 150+				
9- 10	0- 0	0- 0	OVERALL	1- 0	0- 3	8- 7				
5- 3	0- 0	0- 0	HOME	1- 0	0- 1	4- 2				
3- 7	0- 0	0- 0	AWAY	0- 0	0- 2	3- 5				
1- 0	0- 0	0- 0	NEUTRAL	0- 0	0- 0	1- 0				
7- 9	0- 0	0- 0	NON-CONFERENCE	1- 0	0- 3	6- 6				
5- 3	0- 0	0- 0	HOME	1- 0	0- 1	4- 2				
1- 6	0- 0	0- 0	AWAY	0- 0	0- 2	1- 4				
1- 0	0- 0	0- 0	NEUTRAL	0- 0	0- 0	1- 0				
2- 1	0- 0	0- 0	CONFERENCE	0- 0	0- 0	2- 1				
0- 0	0- 0	0- 0	HOME	0- 0	0- 0	0- 0				
2- 1	0- 0	0- 0	AWAY	0- 0	0- 0	2- 1				
0- 0	0- 0	0- 0	NEUTRAL	0- 0	0- 0	0- 0				

RPI 1-25			RPI 26-50			RPI 51-100			RPI 101+			Team's RPI: 290
RPI	S	Opponent	Score	RPI	S	Opponent	Score	RPI	S	Opponent	Score	
						64 H Idaho St.	68 59	129 H		South Dakota	54 63	
								132 A		Utah	51 82	
								138 A		Utah St.	43 61	
								169 H		Tulsa	78 62	
								244 A		North Dakota	58 54	
								251 A		Boise St.	64 85	
								261 H		San Jose St.	45 57	
								262 A		Long Beach St.	43 75	
								277 H		Longwood	64 59	
								282 A		Northern Ariz.	59 73	
								282 H		Northern Ariz.	73 56	
								284 A		Southern Utah	65 80	
								284 H		Southern Utah	59 60	
								285 N		Kent St.	46 45	
								321 A		NJIT	61 54	
								328 A		Chicago St.	42 69	
								333 A		Weber St.	72 65	
								333 H		Weber St.	63 59	
LAST 12 Division I GAMES:												
321 A		NJIT	61 54	251 A		Boise St.	64 85					
328 A		Chicago St.	42 69	132 A		Utah	51 82					
244 A		North Dakota	58 54	333 A		Weber St.	72 65					
277 H		Longwood	64 59	129 H		South Dakota	54 63					
138 A		Utah St.	43 61	282 H		Northern Ariz.	73 56					
261 H		San Jose St.	45 57	284 H		Southern Utah	59 60					

Non-Div I Games: Walla Walla 104 46

Utah Valley

■ Loss, 
 ■ Non-Conf, 
 ■ S Site, 
 ■ H Home 
 ■ A Away 
 N Neutral

Average RPI Win:	192	WON-LOST	WINNING	LAST 12	STRENGTH OF	OPP. STRENGTH	TEAM	ADJ.	CONF.	ADJ CONF.
Average RPI Loss:	80	RECORD	PCT. RANK	GAMES	SCHEDULE	OF SCHEDULE	RPI	RPI	RPI	RPI
DIV. I ONLY	12- 8	105	7- 5	115	102	111	111	7	7	
DIV. I NON-CONF.	7- 4	98	3- 1	70	169	89	89	7	7	
TOTALS	RPI 1-25	RPI 26-50	W-L RECORDS	RPI 51-100	RPI 101-150	RPI 150+				
12- 8	0- 1	0- 2	OVERALL	1- 3	3- 1	8- 1				
6- 4	0- 0	0- 1	HOME	1- 2	1- 1	4- 0				
5- 4	0- 1	0- 1	AWAY	0- 1	2- 0	3- 1				
1- 0	0- 0	0- 0	NEUTRAL	0- 0	0- 0	1- 0				
7- 4	0- 1	0- 1	NON-CONFERENCE	0- 1	3- 1	4- 0				
2- 3	0- 0	0- 1	HOME	0- 1	1- 1	1- 0				
4- 1	0- 1	0- 0	AWAY	0- 0	2- 0	2- 0				
1- 0	0- 0	0- 0	NEUTRAL	0- 0	0- 0	1- 0				
5- 4	0- 0	0- 1	CONFERENCE	1- 2	0- 0	4- 1				
4- 1	0- 0	0- 0	HOME	1- 1	0- 0	3- 0				
1- 3	0- 0	0- 1	AWAY	0- 1	0- 0	1- 1				
0- 0	0- 0	0- 0	NEUTRAL	0- 0	0- 0	0- 0				

RPI	S	Opponent	Score	RPI	S	Opponent	Score	RPI	S	Opponent	Score	RPI	S	Opponent	Score	Team's RPI: 111
13	A	Miami (FL)	61 91	33	A	James Madison	43 64	67	A	UNC Wilmington	56 57	126	H	High Point	67 82	
				42	H	Richmond	77 78	67	H	UNC Wilmington	65 53	141	H	Coppin St.	74 66	
								76	H	Drexel	41 47	142	A	Liberty	52 47	
								93	H	Charlotte	58 68	149	A	UMKC	78 70	
												186	A	William & Mary	83 80	
												192	A	George Mason	58 71	
												197	H	Northeastern	67 60	
												210	H	Georgia St.	75 70	
												222	H	Old Dominion	76 72	
												233	A	Winthrop	69 52	
												236	A	East Carolina	62 49	
												252	N	Morgan St.	73 52	
												271	H	Norfolk St.	79 59	
LAST 12 Division I GAMES:																
210	H	Georgia St.	75 70	67	H	UNC Wilmington	65 53									
76	H	Drexel	41 47	33	A	James Madison	43 64									
192	A	George Mason	58 71	13	A	Miami (FL)	61 91									
67	A	UNC Wilmington	56 57	252	N	Morgan St.	73 52									
186	A	William & Mary	83 80	271	H	Norfolk St.	79 59									
222	H	Old Dominion	76 72	141	H	Coppin St.	74 66									

Non-Div I Games:

VCU

■ Loss, 
■ Non-Conf, 
■ S Site, 
■ H Home 
■ A Away 
N Neutral

## Valparaiso

Through Games Of Sunday, January 29, 2012

Average RPI Win: <b>222</b>	WON-LOST	WINNING	LAST 12	STRENGTH OF	OPP. STRENGTH	TEAM	ADJ.	CONF.	ADJ CONF.
Average RPI Loss: <b>174</b>	RECORD	PCT. RANK	GAMES	SCHEDULE	OF SCHEDULE	RPI	RPI	RPI	RPI
DIV. I ONLY	4- 15	306	3- 9	152	275	296	296	13	13
DIV. I NON-CONF.	3- 7	261	2- 1	154	309	302	302	19	19
TOTALS	RPI 1-25	RPI 26-50	W-L RECORDS	RPI 51-100	RPI 101-150	RPI 150+			
4- 15	0- 1	0- 0	OVERALL	0- 1	1- 3	3- 10			
3- 7	0- 1	0- 0	HOME	0- 0	1- 0	2- 6			
1- 7	0- 0	0- 0	AWAY	0- 1	0- 2	1- 4			
0- 1	0- 0	0- 0	NEUTRAL	0- 0	0- 1	0- 0			
3- 7	0- 0	0- 0	NON-CONFERENCE	0- 1	1- 1	2- 5			
2- 3	0- 0	0- 0	HOME	0- 0	1- 0	1- 3			
1- 3	0- 0	0- 0	AWAY	0- 1	0- 0	1- 2			
0- 1	0- 0	0- 0	NEUTRAL	0- 0	0- 1	0- 0			
1- 8	0- 1	0- 0	CONFERENCE	0- 0	0- 2	1- 5			
1- 4	0- 1	0- 0	HOME	0- 0	0- 0	1- 3			
0- 4	0- 0	0- 0	AWAY	0- 0	0- 2	0- 2			
0- 0	0- 0	0- 0	NEUTRAL	0- 0	0- 0	0- 0			

RPI 1-25				RPI 26-50				RPI 51-100				RPI 101+ Team's RPI: 296			
RPI	S	Opponent	Score	RPI	S	Opponent	Score	RPI	S	Opponent	Score	RPI	S	Opponent	Score
18	H	Green Bay	37 <b>65</b>					95	A	Colorado	32 <b>60</b>	117	H	Eastern Ill.	53 50
												137	A	Ill.-Chicago	43 <b>54</b>
												140	N	Montana St.	55 <b>71</b>
												147	A	Wright St.	42 <b>58</b>
												151	A	Pittsburgh	56 <b>65</b>
												165	A	Detroit	52 <b>68</b>
												174	H	Lehigh	39 <b>41</b>
												200	A	SIU Edwardsville	64 <b>67</b>
												204	H	Youngstown St.	48 <b>55</b>
												214	H	Rice	46 <b>54</b>
												220	A	Loyola Chicago	56 <b>86</b>
												229	H	Butler	58 53
												231	H	Milwaukee	47 <b>55</b>
												253	H	Western Ill.	55 <b>67</b>
												255	A	Ball St.	67 53
												257	H	Cleveland St.	45 <b>49</b>
												287	H	IPFW	64 43
LAST 12 Division I GAMES:															
18	H	Green Bay	37 <b>65</b>	257	H	Cleveland St.	45 <b>49</b>								
231	H	Milwaukee	47 <b>55</b>	165	A	Detroit	52 <b>68</b>								
137	A	Ill.-Chicago	43 <b>54</b>	147	A	Wright St.	42 <b>58</b>								
220	A	Loyola Chicago	56 <b>86</b>	117	H	Eastern Ill.	53 50								
229	H	Butler	58 53	255	A	Ball St.	67 53								
204	H	Youngstown St.	48 <b>55</b>	151	A	Pittsburgh	56 <b>65</b>								

Non-Div I Games: Ind.-Northwest 80 47

Valparaiso

■ Loss, 
 ■ Non-Conf, S Site, 
 ■ Home 
 ■ Away 
 N Neutral

# Vanderbilt

Through Games Of Sunday, January 29, 2012

Average RPI Win:	163	WON-LOST	WINNING	LAST 12	STRENGTH OF	OPP. STRENGTH	TEAM	ADJ.	CONF.	ADJ CONF.
Average RPI Loss:	34	RECORD	PCT. RANK	GAMES	SCHEDULE	OF SCHEDULE	RPI	RPI	RPI	RPI
DIV. I ONLY	16- 5	35	7- 5	58	80	37	37	3	3	
DIV. I NON-CONF.	12- 1	8	3- 1	164	211	83	83	5	5	
TOTALS	RPI 1-25	RPI 26-50	W-L RECORDS	RPI 51-100	RPI 101-150	RPI 150+				
16- 5	0- 1	3- 3	OVERALL	2- 1	3- 0	8- 0				
14- 1	0- 0	3- 1	HOME	2- 0	2- 0	7- 0				
2- 4	0- 1	0- 2	AWAY	0- 1	1- 0	1- 0				
0- 0	0- 0	0- 0	NEUTRAL	0- 0	0- 0	0- 0				
12- 1	0- 0	1- 0	NON-CONFERENCE	1- 1	3- 0	7- 0				
10- 0	0- 0	1- 0	HOME	1- 0	2- 0	6- 0				
2- 1	0- 0	0- 0	AWAY	0- 1	1- 0	1- 0				
0- 0	0- 0	0- 0	NEUTRAL	0- 0	0- 0	0- 0				
4- 4	0- 1	2- 3	CONFERENCE	1- 0	0- 0	1- 0				
4- 1	0- 0	2- 1	HOME	1- 0	0- 0	1- 0				
0- 3	0- 1	0- 2	AWAY	0- 0	0- 0	0- 0				
0- 0	0- 0	0- 0	NEUTRAL	0- 0	0- 0	0- 0				

RPI	S	Opponent	Score	RPI	S	Opponent	Score	Team's RPI: 37	RPI	S	Opponent	Score	RPI	S	Opponent	Score
2	A	Tennessee	64 87	27	H	Oklahoma	78 66		55	H	Florida St.	64 59	118	H	Denver	77 56
				28	H	Georgia	68 48		62	A	North Carolina St.	59 66	126	H	High Point	70 54
				30	A	Arkansas	47 69		84	H	Auburn	66 58	130	A	UT Martin	99 84
				34	H	LSU	81 72						157	H	Sam Houston St.	79 56
				39	A	South Carolina	55 65						171	H	Ole Miss	68 52
				39	H	South Carolina	60 65						238	H	Alabama A&M	86 55
													253	H	Western Ill.	95 51
													274	A	Austin Peay	83 51
													279	H	Western Caro.	81 36
													301	H	S.C. Upstate	88 42
													336	H	Lipscomb	81 39
LAST 12 Division I GAMES:																
				34	H	LSU	81 72		171	H	Ole Miss	68 52				
				28	H	Georgia	68 48		39	A	South Carolina	55 65				
				39	H	South Carolina	60 65		279	H	Western Caro.	81 36				
				30	A	Arkansas	47 69		55	H	Florida St.	64 59				
				2	A	Tennessee	64 87		62	A	North Carolina St.	59 66				
				84	H	Auburn	66 58		130	A	UT Martin	99 84				

Non-Div I Games:

Vanderbilt

Loss, Non-Conf, S Site, H Home A Away N Neutral

Average RPI Win:	234	WON-LOST	WINNING	LAST 12	STRENGTH OF	OPP. STRENGTH	TEAM	ADJ.	CONF.	ADJ CONF.
Average RPI Loss:	160	RECORD	PCT. RANK	GAMES	SCHEDULE	OF SCHEDULE	RPI	RPI	RPI	RPI
DIV. I ONLY	9- 13	219	3- 9	305	156	256	256	14	14	
DIV. I NON-CONF.	6- 7	181	0- 3	298	155	264	264	13	13	
TOTALS	RPI 1-25	RPI 26-50	W-L RECORDS	RPI 51-100	RPI 101-150	RPI 150+				
9- 13	0- 1	1- 1	OVERALL	1- 2	1- 3	6- 6				
4- 5	0- 0	1- 0	HOME	0- 1	1- 1	2- 3				
4- 6	0- 0	0- 1	AWAY	1- 1	0- 1	3- 3				
1- 2	0- 1	0- 0	NEUTRAL	0- 0	0- 1	1- 0				
6- 7	0- 1	1- 1	NON-CONFERENCE	0- 1	1- 1	4- 3				
3- 1	0- 0	1- 0	HOME	0- 0	1- 0	1- 1				
2- 4	0- 0	0- 1	AWAY	0- 1	0- 0	2- 2				
1- 2	0- 1	0- 0	NEUTRAL	0- 0	0- 1	1- 0				
3- 6	0- 0	0- 0	CONFERENCE	1- 1	0- 2	2- 3				
1- 4	0- 0	0- 0	HOME	0- 1	0- 1	1- 2				
2- 2	0- 0	0- 0	AWAY	1- 0	0- 1	1- 1				
0- 0	0- 0	0- 0	NEUTRAL	0- 0	0- 0	0- 0				

RPI S	Opponent	Score	RPI S	Opponent	Score	RPI S	Opponent	Score	RPI S	Opponent	Score	Team's RPI: 256
24 N	Georgetown	53 65	29 A	Nebraska	41 94	78 H	Boston U.	60 61	110 H	Fairfield	65 48	
			49 H	Saint Joseph's	80 67	81 A	Marquette	60 71	120 A	Albany (NY)	47 65	
						100 A	Hartford	57 50	136 N	La Salle	59 68	
									144 H	UMBC	58 67	
									190 A	Brown	57 61	
									193 H	New Hampshire	63 69	
									197 A	Northeastern	62 78	
									228 H	Binghamton	69 48	
									280 H	Dartmouth	62 72	
									298 A	Stony Brook	63 36	
									298 H	Stony Brook	47 54	
									311 A	Maine	60 70	
									312 H	Colgate	61 49	
									331 N	Texas Southern	72 60	
									335 A	Columbia	63 52	
									341 A	Houston Baptist	60 47	
LAST 12 Division I GAMES:												
298 A	Stony Brook	63 36	100 A	Hartford	57 50							
144 H	UMBC	58 67	78 H	Boston U.	60 61							
120 A	Albany (NY)	47 65	298 H	Stony Brook	47 54							
311 A	Maine	60 70	136 N	La Salle	59 68							
193 H	New Hampshire	63 69	24 N	Georgetown	53 65							
228 H	Binghamton	69 48	81 A	Marquette	60 71							

Non-Div I Games:

Vermont

  Loss, 
  Non-Conf, 
S Site, 
  Home 
  Away 
N Neutral

Villanova

Through Games Of Sunday, January 29, 2012

Average RPI Win: <b>106</b>	WON-LOST	WINNING	LAST 12	STRENGTH OF	OPP. STRENGTH	TEAM	ADJ.	CONF.	ADJ CONF.
Average RPI Loss: <b>49</b>	RECORD	PCT. RANK	GAMES	SCHEDULE	OF SCHEDULE	RPI	RPI	RPI	RPI
DIV. I ONLY	12- 8	105	6- 6	3	29	15	15	2	2
DIV. I NON-CONF.	9- 3	62	4- 1	6	51	16	16	2	2
TOTALS	RPI 1-25	RPI 26-50	W-L RECORDS	RPI 51-100	RPI 101-150	RPI 150+			
12- 8	1- 5	3- 0	OVERALL	3- 2	1- 0	4- 1			
4- 2	0- 2	1- 0	HOME	1- 0	0- 0	2- 0			
6- 6	0- 3	2- 0	AWAY	1- 2	1- 0	2- 1			
2- 0	1- 0	0- 0	NEUTRAL	1- 0	0- 0	0- 0			
9- 3	1- 2	3- 0	NON-CONFERENCE	1- 0	1- 0	3- 1			
2- 1	0- 1	1- 0	HOME	0- 0	0- 0	1- 0			
5- 2	0- 1	2- 0	AWAY	0- 0	1- 0	2- 1			
2- 0	1- 0	0- 0	NEUTRAL	1- 0	0- 0	0- 0			
3- 5	0- 3	0- 0	CONFERENCE	2- 2	0- 0	1- 0			
2- 1	0- 1	0- 0	HOME	1- 0	0- 0	1- 0			
1- 4	0- 2	0- 0	AWAY	1- 2	0- 0	0- 0			
0- 0	0- 0	0- 0	NEUTRAL	0- 0	0- 0	0- 0			

RPI	S	Opponent	Score	RPI	S	Opponent	Score	RPI	S	Opponent	Score	RPI	S	Opponent	Score
3	H	Connecticut	49 <b>72</b>	47	A	Marist	60 53	72	A	West Virginia	56 <b>61</b>	136	A	La Salle	67 51
5	A	Notre Dame	43 <b>76</b>	49	H	Saint Joseph's	52 46	74	A	Providence	69 42	151	H	Pittsburgh	70 62
6	H	Delaware	56 <b>64</b>	50	A	Temple	56 47	81	A	Marquette	50 <b>51</b>	174	A	Lehigh	62 54
16	A	Louisville	58 <b>62</b>					88	N	Michigan St.	75 64	178	A	Iona	76 47
23	N	St. Bonaventure	55 44					96	H	Cincinnati	62 53	180	A	Monmouth	48 <b>49</b>
25	A	Princeton	41 <b>56</b>									201	H	Penn	52 30
LAST 12 Division I GAMES:															
16	A	Louisville	58 <b>62</b>	72	A	West Virginia	56 <b>61</b>								
96	H	Cincinnati	62 53	151	H	Pittsburgh	70 62								
5	A	Notre Dame	43 <b>76</b>	180	A	Monmouth	48 <b>49</b>								
201	H	Penn	52 30	23	N	St. Bonaventure	55 44								
3	H	Connecticut	49 <b>72</b>	50	A	Temple	56 47								
81	A	Marquette	50 <b>51</b>	49	H	Saint Joseph's	52 46								

Non-Div I Games: USciences 77 44

Villanova

Loss, Non-Conf, S Site, H Home A Away N Neutral



## Virginia

Through Games Of Sunday, January 29, 2012

Average RPI Win: 146				Through Games Of Sunday, January 19, 2014						
Average RPI Loss: 36	WON-LOST RECORD	WINNING PCT. RANK	LAST 12 GAMES	STRENGTH OF SCHEDULE	OPP. STRENGTH OF SCHEDULE	TEAM RPI	ADJ. RPI	CONF. RPI	ADJ CONF. RPI	
DIV. I ONLY	16- 7	76	7- 5	44	27	44	44	6	6	
DIV. I NON-CONF.	12- 2	20	3- 0	52	31	45	45	4	4	
TOTALS	RPI 1-25	RPI 26-50	W-L RECORDS	RPI 51-100	RPI 101-150	RPI 150+				
16- 7	1- 4	2- 1	OVERALL	3- 1	2- 1	8- 0				
12- 2	1- 1	1- 0	HOME	2- 0	2- 1	6- 0				
4- 3	0- 3	1- 0	AWAY	1- 0	0- 0	2- 0				
0- 2	0- 0	0- 1	NEUTRAL	0- 1	0- 0	0- 0				
12- 2	1- 0	2- 1	NON-CONFERENCE	2- 1	2- 0	5- 0				
9- 0	1- 0	1- 0	HOME	1- 0	2- 0	4- 0				
3- 0	0- 0	1- 0	AWAY	1- 0	0- 0	1- 0				
0- 2	0- 0	0- 1	NEUTRAL	0- 1	0- 0	0- 0				
4- 5	0- 4	0- 0	CONFERENCE	1- 0	0- 1	3- 0				
3- 2	0- 1	0- 0	HOME	1- 0	0- 1	2- 0				
1- 3	0- 3	0- 0	AWAY	0- 0	0- 0	1- 0				
0- 0	0- 0	0- 0	NEUTRAL	0- 0	0- 0	0- 0				

RPI	S	Opponent	Score	RPI	S	Opponent	Score	Team's RPI: 44	RPI	S	Opponent	Score	RPI	S	Opponent	Score
2	H	Tennessee	69 64	33	H	James Madison	59 53		52	N	Texas	53 79	114	H	North Carolina	73 78
8	A	Duke	66 77	35	N	California	50 59		55	H	Florida St.	62 52	126	H	High Point	67 41
11	A	Maryland	61 68	42	A	Richmond	69 56		74	A	Providence	55 38	142	H	Liberty	64 38
13	H	Miami (FL)	53 56						91	H	Appalachian St.	80 48	155	H	Virginia Tech	52 39
19	A	Georgia Tech	53 63										181	H	Indiana	65 49
													185	H	Boston College	69 58
													215	A	Hawaii	60 43
													215	H	Massachusetts	53 38
													224	A	Clemson	54 47
													265	H	Radford	92 43
													332	H	Wagner	84 41
LAST 12 Division I GAMES:																
55	H	Florida St.	62 52	224	A	Clemson	54 47									
19	A	Georgia Tech	53 63	114	H	North Carolina	73 78									
185	H	Boston College	69 58	8	A	Duke	66 77									
13	H	Miami (FL)	53 56	215	H	Massachusetts	53 38									
11	A	Maryland	61 68	332	H	Wagner	84 41									
155	H	Virginia Tech	52 39	33	H	James Madison	59 53									

Non-Div I Games:

Virginia

■ Loss, 
 ■ Non-Conf, S Site, 
 ■ Home 
 ■ Away 
 N Neutral

## Virginia Tech

Through Games Of Sunday, January 29, 2012

Average RPI Win:	192	WON-LOST	WINNING	LAST 12	STRENGTH OF	OPP. STRENGTH	TEAM	ADJ.	CONF.	ADJ CONF.
Average RPI Loss:	79	RECORD	PCT. RANK	GAMES	SCHEDULE	OF SCHEDULE	RPI	RPI	RPI	RPI
DIV. I ONLY	7- 15	260	4- 7	67	49	155	155	6	6	
DIV. I NON-CONF.	4- 9	256	1- 1	146	83	210	210	4	4	
TOTALS	RPI 1-25	RPI 26-50	W-L RECORDS	RPI 51-100	RPI 101-150	RPI 150+				
7- 15	1- 2	0- 2	OVERALL	0- 7	1- 2	5- 2				
2- 7	0- 1	0- 0	HOME	0- 4	1- 1	1- 1				
5- 7	1- 1	0- 2	AWAY	0- 2	0- 0	4- 1				
0- 1	0- 0	0- 0	NEUTRAL	0- 0	0- 1	0- 0				
4- 9	0- 0	0- 1	NON-CONFERENCE	0- 5	1- 1	3- 2				
2- 3	0- 0	0- 0	HOME	0- 2	1- 0	1- 1				
2- 5	0- 0	0- 1	AWAY	0- 3	0- 0	2- 1				
0- 1	0- 0	0- 0	NEUTRAL	0- 0	0- 1	0- 0				
3- 6	1- 2	0- 1	CONFERENCE	0- 2	0- 1	2- 0				
0- 4	0- 1	0- 0	HOME	0- 2	0- 1	0- 0				
3- 2	1- 1	0- 1	AWAY	0- 0	0- 0	2- 0				
0- 0	0- 0	0- 0	NEUTRAL	0- 0	0- 0	0- 0				

RPI 1-25				RPI 26-50				RPI 51-100				RPI 101+ Team's RPI: 155			
RPI	S	Opponent	Score	RPI	S	Opponent	Score	RPI	S	Opponent	Score	RPI	S	Opponent	Score
8	H	Duke	34 61	26	A	Penn St.	28 66	55	H	Florida St.	40 75	107	N	Minnesota	64 65
11	A	Maryland	75 69	44	A	Virginia	39 52	58	A	Iowa	47 58	114	H	North Carolina	37 56
13	A	Miami (FL)	48 79					60	A	St. Mary's (CA)	47 60	144	H	UMBC	57 52
								62	H	North Carolina St.	53 65	179	A	UCF	32 41
								77	A	Fla. Gulf Coast	41 69	185	A	Boston College	38 35
								93	H	Charlotte	65 71	186	H	William & Mary	59 78
								96	H	Cincinnati	55 66	218	A	George Washington	55 48
												222	A	Old Dominion	77 65
												224	A	Clemson	55 33
												342	H	N.C. Central	70 52
LAST 12 Division I GAMES:															
62	H	North Carolina St.	53 65	55	H	Florida St.	40 75								
11	A	Maryland	75 69	185	A	Boston College	38 35								
13	A	Miami (FL)	48 79	224	A	Clemson	55 33								
114	H	North Carolina	37 56	144	H	UMBC	57 52								
8	H	Duke	34 61	96	H	Cincinnati	55 66								
44	A	Virginia	39 52	77	A	Fla. Gulf Coast	41 69								

Non-Div I Games:

Virginia Tech

■ Loss, 
 ■ Non-Conf, 
 ■ S Site, 
 ■ H Home 
 ■ A Away 
 N Neutral

Average RPI Win:	336	WON-LOST	WINNING	LAST 12	STRENGTH OF	OPP. STRENGTH	TEAM	ADJ.	CONF.	ADJ CONF.
Average RPI Loss:	186	RECORD	PCT. RANK	GAMES	SCHEDULE	OF SCHEDULE	RPI	RPI	RPI	RPI
DIV. I ONLY	2- 18	334	0- 12	227	307	332	332	20	20	
DIV. I NON-CONF.	1- 10	329	0- 5	254	251	333	333	25	25	
TOTALS	RPI 1-25	RPI 26-50	W-L RECORDS	RPI 51-100	RPI 101-150	RPI 150+				
2- 18	0- 0	0- 3	OVERALL	0- 1	0- 2	2- 12				
2- 5	0- 0	0- 0	HOME	0- 0	0- 1	2- 4				
0- 12	0- 0	0- 3	AWAY	0- 1	0- 1	0- 7				
0- 1	0- 0	0- 0	NEUTRAL	0- 0	0- 0	0- 1				
1- 10	0- 0	0- 3	NON-CONFERENCE	0- 0	0- 0	1- 7				
1- 2	0- 0	0- 0	HOME	0- 0	0- 0	1- 2				
0- 7	0- 0	0- 3	AWAY	0- 0	0- 0	0- 4				
0- 1	0- 0	0- 0	NEUTRAL	0- 0	0- 0	0- 1				
1- 8	0- 0	0- 0	CONFERENCE	0- 1	0- 2	1- 5				
1- 3	0- 0	0- 0	HOME	0- 0	0- 1	1- 2				
0- 5	0- 0	0- 0	AWAY	0- 1	0- 1	0- 3				
0- 0	0- 0	0- 0	NEUTRAL	0- 0	0- 0	0- 0				

RPI S	Opponent	Score	RPI S	Opponent	Score	RPI S	Opponent	Score	RPI S	Opponent	Score	Team's RPI: 332
26	A Penn St.	42 103	56	A Quinnipiac	60 77	127	A LIU Brooklyn	41 72				
41	A St. John's (NY)	34 54				127	H LIU Brooklyn	60 67				
44	A Virginia	41 84				174	H Lehigh	44 63				
						180	A Monmouth	42 65				
						187	H Central Conn. St.	57 69				
						193	H New Hampshire	72 73				
						205	H Bryant	67 71				
						212	N Elon	57 60				
						263	A Army	46 70				
						267	A Lafayette	55 66				
						269	A Fairleigh Dickinson	49 86				
						312	A Colgate	59 71				
						321	A NJIT	65 68				
						335	H Columbia	66 54				
						337	A St. Francis (NY)	34 48				
						337	H St. Francis (NY)	49 45				
LAST 12 Division I GAMES:												
56	A Quinnipiac	60 77	180	A Monmouth	42 65							
127	H LIU Brooklyn	60 67	212	N Elon	57 60							
337	A St. Francis (NY)	34 48	44	A Virginia	41 84							
205	H Bryant	67 71	193	H New Hampshire	72 73							
187	H Central Conn. St.	57 69	26	A Penn St.	42 103							
269	A Fairleigh Dickinson	49 86	312	A Colgate	59 71							

Non-Div I Games:

Wagner

## Wake Forest

Through Games Of Sunday, January 29, 2012

Average RPI Win:	200	WON-LOST	WINNING	LAST 12	STRENGTH OF	OPP. STRENGTH	TEAM	ADJ.	CONF.	ADJ CONF.
Average RPI Loss:	39	RECORD	PCT. RANK	GAMES	SCHEDULE	OF SCHEDULE	RPI	RPI	RPI	RPI
DIV. I ONLY	12- 9	127	5- 7	56	65	113	113	6	6	
DIV. I NON-CONF.	10- 3	49	3- 1	103	121	145	145	4	4	
TOTALS	RPI 1-25	RPI 26-50	W-L RECORDS	RPI 51-100	RPI 101-150	RPI 150+				
12- 9	0- 6	0- 0	OVERALL	0- 1	3- 2	9- 0				
10- 6	0- 3	0- 0	HOME	0- 1	3- 2	7- 0				
2- 3	0- 3	0- 0	AWAY	0- 0	0- 0	2- 0				
0- 0	0- 0	0- 0	NEUTRAL	0- 0	0- 0	0- 0				
10- 3	0- 2	0- 0	NON-CONFERENCE	0- 0	3- 1	7- 0				
8- 3	0- 2	0- 0	HOME	0- 0	3- 1	5- 0				
2- 0	0- 0	0- 0	AWAY	0- 0	0- 0	2- 0				
0- 0	0- 0	0- 0	NEUTRAL	0- 0	0- 0	0- 0				
2- 6	0- 4	0- 0	CONFERENCE	0- 1	0- 1	2- 0				
2- 3	0- 1	0- 0	HOME	0- 1	0- 1	2- 0				
0- 3	0- 3	0- 0	AWAY	0- 0	0- 0	0- 0				
0- 0	0- 0	0- 0	NEUTRAL	0- 0	0- 0	0- 0				

RPI 1-25				RPI 26-50				RPI 51-100				RPI 101+ Team's RPI: 113			
RPI	S	Opponent	Score	RPI	S	Opponent	Score	RPI	S	Opponent	Score	RPI	S	Opponent	Score
6	H	Delaware	57 70					62	H	North Carolina St.	66 75	102	H	Howard	59 63
8	H	Duke	58 76									107	H	Minnesota	82 65
11	A	Maryland	58 86									114	H	North Carolina	71 75
13	A	Miami (FL)	39 64									125	H	Davidson	68 66
19	A	Georgia Tech	67 71									141	H	Coppin St.	80 58
20	H	Kansas	73 74									152	A	Seton Hall	60 44
												165	A	SMU	65 53
												180	H	Monmouth	88 54
												185	H	Boston College	72 58
												224	H	Clemson	94 65
												241	H	Md.-East. Shore	77 45
												265	H	Radford	90 67
												300	H	Jacksonville	83 54
												310	H	Mercer	90 44
LAST 12 Division I GAMES:															
114	H	North Carolina	71 75	185	H	Boston College	72 58								
13	A	Miami (FL)	39 64	8	H	Duke	58 76								
224	H	Clemson	94 65	125	H	Davidson	68 66								
11	A	Maryland	58 86	241	H	Md.-East. Shore	77 45								
62	H	North Carolina St.	66 75	165	A	SMU	65 53								
19	A	Georgia Tech	67 71	102	H	Howard	59 63								

Non-Div I Games:

Wake Forest

■ Loss, 
 ■ Non-Conf, S Site, 
 ■ Home 
 ■ Away 
 N Neutral

## Washington

Average RPI Win: 193

WON-LOST

WINNING

LAST 12

## Through Games Of Sunday, January 29, 2012

Average RPI Loss: 81

RECORD

PCT. RANK

GAMES

STRENGTH OF  
SCHEDULEOPP. STRENGTH  
OF SCHEDULETEAM  
RPIADJ.  
RPICONF.  
RPIADJ CONF.  
RPI

DIV. I ONLY	11- 8	123	6- 6	73	109	103	103	5	5
DIV. I NON-CONF.	8- 2	44	3- 0	229	290	177	177	6	6
TOTALS	RPI 1-25	RPI 26-50	W-L RECORDS	RPI 51-100	RPI 101-150	RPI 150+			
11- 8	0- 1	0- 1	OVERALL	2- 2	1- 4	8- 0			
8- 3	0- 0	0- 0	HOME	1- 1	1- 2	6- 0			
3- 5	0- 1	0- 1	AWAY	1- 1	0- 2	2- 0			
0- 0	0- 0	0- 0	NEUTRAL	0- 0	0- 0	0- 0			
8- 2	0- 0	0- 0	NON-CONFERENCE	0- 0	0- 2	8- 0			
6- 1	0- 0	0- 0	HOME	0- 0	0- 1	6- 0			
2- 1	0- 0	0- 0	AWAY	0- 0	0- 1	2- 0			
0- 0	0- 0	0- 0	NEUTRAL	0- 0	0- 0	0- 0			
3- 6	0- 1	0- 1	CONFERENCE	2- 2	1- 2	0- 0			
2- 2	0- 0	0- 0	HOME	1- 1	1- 1	0- 0			
1- 4	0- 1	0- 1	AWAY	1- 1	0- 1	0- 0			
0- 0	0- 0	0- 0	NEUTRAL	0- 0	0- 0	0- 0			

RPI 1-25				RPI 26-50				RPI 51-100				RPI 101+ Team's RPI: 103			
RPI	S	Opponent	Score	RPI	S	Opponent	Score	RPI	S	Opponent	Score	RPI	S	Opponent	Score
4	A	Stanford	47 65	35	A	California	47 71	51	H	Arizona St.	53 57	104	H	UC Davis	68 69
								59	A	Washington St.	60 51	109	H	Arizona	77 48
								71	A	Oregon St.	55 60	116	A	San Diego St.	51 63
								95	H	Colorado	75 67	132	H	Utah	36 49
												133	A	Oregon	86 88
												167	H	Seattle	72 53
												170	H	Cal St. Northridge	73 67
												177	H	Portland	61 49
												211	A	UC Santa Barbara	46 37
												235	H	Southern U.	64 56
												262	H	Long Beach St.	80 46
												314	H	Houston	85 60
												322	A	Idaho	66 49
LAST 12 Division I GAMES:															
51	H	Arizona St.	53 57	95	H	Colorado	75 67	133	A	Oregon	86 88				
109	H	Arizona	77 48	71	A	Oregon St.	55 60	235	H	Southern U.	64 56				
4	A	Stanford	47 65	60	51	314	H	Houston	85 60	177	H	Portland	61 49		
35	A	California	47 71	36	49										
59	A	Washington St.	60 51												
132	H	Utah	36 49												

Non-Div I Games:

Washington

  Loss, 
   Non-Conf, S Site, 
   Home 
   Away 
 N Neutral

Washington St.				Through Games of Sunday, January 19, 1912						
Average RPI Win:	141	WON-LOST	WINNING	LAST 12	STRENGTH OF	OPP. STRENGTH	TEAM	ADJ.	CONF.	ADJ CONF.
Average RPI Loss:	43	RECORD	PCT. RANK	GAMES	SCHEDULE	OF SCHEDULE	RPI	RPI	RPI	RPI
DIV. I ONLY	10- 11	183	5- 7	8	60	59	59	5	5	
DIV. I NON-CONF.	6- 6	160	1- 2	10	62	62	62	6	6	
-----										
TOTALS	RPI 1-25		RPI 26-50	W-L RECORDS	RPI 51-100	RPI 101-150		RPI 150+		
10- 11	0- 4		0- 3	OVERALL	3- 3	5- 1		2- 0		
4- 5	0- 1		0- 1	HOME	0- 2	3- 1		1- 0		
3- 5	0- 2		0- 2	AWAY	1- 1	2- 0		0- 0		
3- 1	0- 1		0- 0	NEUTRAL	2- 0	0- 0		1- 0		
6- 6	0- 3		0- 2	NON-CONFERENCE	2- 1	2- 0		2- 0		
2- 2	0- 1		0- 1	HOME	0- 0	1- 0		1- 0		
1- 3	0- 1		0- 1	AWAY	0- 1	1- 0		0- 0		
3- 1	0- 1		0- 0	NEUTRAL	2- 0	0- 0		1- 0		
4- 5	0- 1		0- 1	CONFERENCE	1- 2	3- 1		0- 0		
2- 3	0- 0		0- 0	HOME	0- 2	2- 1		0- 0		
2- 2	0- 1		0- 1	AWAY	1- 0	1- 0		0- 0		
0- 0	0- 0		0- 0	NEUTRAL	0- 0	0- 0		0- 0		

RPI	S	Opponent	Score	RPI	S	Opponent	Score	RPI	S	Opponent	Score	RPI	S	Opponent	Score
4	A	Stanford	41 75	26	A	Penn St.	60 72	51	H	Arizona St.	46 63	103	H	Washington	51 60
14	A	Ohio St.	57 79	31	H	Gonzaga	69 71	67	N	UNC Wilmington	72 60	109	H	Arizona	78 68
16	H	Louisville	71 75	35	A	California	55 60	71	A	Oregon St.	61 54	116	H	San Diego St.	65 50
22	N	Michigan	39 69					73	A	South Dakota St.	58 63	119	A	Wisconsin	69 51
								81	N	Marquette	65 52	132	H	Utah	60 43
								95	H	Colorado	56 57	133	A	Oregon	75 47
												292	H	UC Riverside	74 35
												293	N	Prairie View	90 52
LAST 12 Division I GAMES:															
109	H	Arizona	78 68	132	H	Utah	60 43								
51	H	Arizona St.	46 63	71	A	Oregon St.	61 54								
35	A	California	55 60	133	A	Oregon	75 47								
4	A	Stanford	41 75	14	A	Ohio St.	57 79								
103	H	Washington	51 60	16	H	Louisville	71 75								
95	H	Colorado	56 57	292	H	UC Riverside	74 35								

Non-Div I Games:

Washington St.

Average RPI Win:	282	WON-LOST	WINNING	LAST 12	STRENGTH OF	OPP. STRENGTH	TEAM	ADJ.	CONF.	ADJ CONF.
Average RPI Loss:	193	RECORD	PCT. RANK	GAMES	SCHEDULE	OF SCHEDULE	RPI	RPI	RPI	RPI
DIV. I ONLY	2- 19	336	0- 11	218	304	333	333	17	17	
DIV. I NON-CONF.	2- 11	308	0- 3	214	331	330	330	15	15	
TOTALS	RPI 1-25	RPI 26-50	W-L RECORDS	RPI 51-100	RPI 101-150	RPI 150+				
2- 19	0- 0	0- 1	OVERALL	0- 2	0- 5	2- 11				
2- 7	0- 0	0- 1	HOME	0- 1	0- 1	2- 4				
0- 10	0- 0	0- 0	AWAY	0- 1	0- 4	0- 5				
0- 2	0- 0	0- 0	NEUTRAL	0- 0	0- 0	0- 2				
2- 11	0- 0	0- 1	NON-CONFERENCE	0- 1	0- 3	2- 6				
2- 3	0- 0	0- 1	HOME	0- 0	0- 0	2- 2				
0- 6	0- 0	0- 0	AWAY	0- 1	0- 3	0- 2				
0- 2	0- 0	0- 0	NEUTRAL	0- 0	0- 0	0- 2				
0- 8	0- 0	0- 0	CONFERENCE	0- 1	0- 2	0- 5				
0- 4	0- 0	0- 0	HOME	0- 1	0- 1	0- 2				
0- 4	0- 0	0- 0	AWAY	0- 0	0- 1	0- 3				
0- 0	0- 0	0- 0	NEUTRAL	0- 0	0- 0	0- 0				

RPI S	Opponent	Score	RPI S	Opponent	Score	RPI S	Opponent	Score	RPI S	Opponent	Score	Team's RPI: 333
46	H BYU	67 84	64	H Idaho St.	52 54	121	H Eastern Wash.	60 72				
			95	A Colorado	59 77	132	A Utah	63 81				
						133	A Oregon	73 88				
						138	A Utah St.	63 73				
						140	A Montana St.	61 64				
						152	H Portland St.	56 66				
						191	A Montana	70 77				
						240	N Nicholls St.	56 83				
						246	N UC Irvine	54 57				
						251	A Boise St.	68 86				
						261	H San Jose St.	69 67				
						270	H Wyoming	68 76				
						282	A Northern Ariz.	58 71				
						289	A Sacramento St.	60 78				
						289	H Sacramento St.	68 83				
						290	A Utah Valley	59 63				
						290	H Utah Valley	65 72				
						303	H CSU Bakersfield	85 72				
LAST 12 Division I GAMES:												
64	H Idaho St.	52 54	121	H Eastern Wash.	60 72							
289	H Sacramento St.	68 83	289	A Sacramento St.	60 78							
282	A Northern Ariz.	58 71	290	H Utah Valley	65 72							
191	A Montana	70 77	95	A Colorado	59 77							
140	A Montana St.	61 64	270	H Wyoming	68 76							
152	H Portland St.	56 66	303	H CSU Bakersfield	85 72							

Non-Div I Games:

Weber St.

■ Loss, 
 ■ Non-Conf, 
 S Site, 
 ■ Home 
 ■ Away 
 N Neutral

# West Virginia

# Through Games Of Sunday, January 29, 2012

Average RPI Win:	173	WON-LOST	WINNING	LAST 12	STRENGTH OF	OPP. STRENGTH	TEAM	ADJ.	CONF.	ADJ CONF.
Average RPI Loss:	60	RECORD	PCT. RANK	GAMES	SCHEDULE	OF SCHEDULE	RPI	RPI	RPI	RPI
DIV. I ONLY	15- 6	63	8- 4	106	86	72	72	2	2	
DIV. I NON-CONF.	10- 3	49	4- 1	183	268	107	107	2	2	
TOTALS	RPI 1-25	RPI 26-50	W-L RECORDS	RPI 51-100	RPI 101-150	RPI 150+				
15- 6	1- 3	0- 0	OVERALL	3- 2	2- 0	9- 1				
11- 2	1- 2	0- 0	HOME	2- 0	1- 0	7- 0				
2- 4	0- 1	0- 0	AWAY	0- 2	1- 0	1- 1				
2- 0	0- 0	0- 0	NEUTRAL	1- 0	0- 0	1- 0				
10- 3	0- 1	0- 0	NON-CONFERENCE	2- 1	1- 0	7- 1				
8- 1	0- 1	0- 0	HOME	1- 0	1- 0	6- 0				
0- 2	0- 0	0- 0	AWAY	0- 1	0- 0	0- 1				
2- 0	0- 0	0- 0	NEUTRAL	1- 0	0- 0	1- 0				
5- 3	1- 2	0- 0	CONFERENCE	1- 1	1- 0	2- 0				
3- 1	1- 1	0- 0	HOME	1- 0	0- 0	1- 0				
2- 2	0- 1	0- 0	AWAY	0- 1	1- 0	1- 0				
0- 0	0- 0	0- 0	NEUTRAL	0- 0	0- 0	0- 0				

RPI S	Opponent	Score	RPI S	Opponent	Score	RPI S	Opponent	Score	RPI S	Opponent	Score
3	A Connecticut	60 79				53	N UCLA	63 54	124	A Syracuse	76 72
15	H Villanova	61 56				63	A Duquesne	55 61	136	H La Salle	63 52
23	H St. Bonaventure	48 56				74	A Providence	48 51	151	A Pittsburgh	54 43
24	H Georgetown	54 64				78	H Boston U.	78 53	152	H Seton Hall	79 63
						81	H Marquette	53 32	170	A Cal St. Northridge	47 48
									176	N Marshall	69 57
									204	H Youngstown St.	69 37
									212	H Elon	84 36
									221	H Mt. St. Mary's	94 32
									306	H North Florida	86 30
									339	H Bucknell	72 30
									342	H N.C. Central	97 24
LAST 12 Division I GAMES:											
81	H Marquette	53 32	15	H Villanova	61 56						
24	H Georgetown	54 64	3	A Connecticut	60 79						
151	A Pittsburgh	54 43	212	H Elon	84 36						
176	N Marshall	69 57	339	H Bucknell	72 30						
74	A Providence	48 51	221	H Mt. St. Mary's	94 32						
152	H Seton Hall	79 63	63	A Duquesne	55 61						

Non-Div I Games:

West Virginia

Loss, Non-Conf, S Site, H Home A Away N Neutral



Average RPI Win:	295	WON-LOST	WINNING	LAST 12	STRENGTH OF	OPP. STRENGTH	TEAM	ADJ.	CONF.	ADJ CONF.
Average RPI Loss:	166	RECORD	PCT. RANK	GAMES	SCHEDULE	OF SCHEDULE	RPI	RPI	RPI	RPI
DIV. I ONLY	7- 13	249	3- 9	268	320	279	279	18	18	
DIV. I NON-CONF.	5- 4	136	1- 1	323	340	316	316	22	22	
TOTALS	RPI 1-25	RPI 26-50	W-L RECORDS	RPI 51-100	RPI 101-150	RPI 150+				
7- 13	0- 0	0- 1	OVERALL	0- 2	0- 3	7- 7				
4- 6	0- 0	0- 0	HOME	0- 1	0- 1	4- 4				
3- 7	0- 0	0- 1	AWAY	0- 1	0- 2	3- 3				
0- 0	0- 0	0- 0	NEUTRAL	0- 0	0- 0	0- 0				
5- 4	0- 0	0- 1	NON-CONFERENCE	0- 0	0- 0	5- 3				
2- 2	0- 0	0- 0	HOME	0- 0	0- 0	2- 2				
3- 2	0- 0	0- 1	AWAY	0- 0	0- 0	3- 1				
0- 0	0- 0	0- 0	NEUTRAL	0- 0	0- 0	0- 0				
2- 9	0- 0	0- 0	CONFERENCE	0- 2	0- 3	2- 4				
2- 4	0- 0	0- 0	HOME	0- 1	0- 1	2- 2				
0- 5	0- 0	0- 0	AWAY	0- 1	0- 2	0- 2				
0- 0	0- 0	0- 0	NEUTRAL	0- 0	0- 0	0- 0				

RPI S	Opponent	Score	RPI S	Opponent	Score	RPI S	Opponent	Score	RPI S	Opponent	Score	Team's RPI: 279
			37 A	Vanderbilt	36 81	69 A	Chattanooga	58 64	125 A	Davidson	45 58	
						91 H	Appalachian St.	46 82	125 H	Davidson	46 64	
									131 A	Samford	61 64	
									173 H	Furman	54 57	
									188 A	Campbell	43 59	
									207 H	Charleston So.	69 65	
									210 H	Georgia St.	59 64	
									212 H	Elon	45 51	
									227 A	Col. of Charleston	39 54	
									275 A	Ga. Southern	40 41	
									281 A	Tennessee Tech	61 58	
									294 H	Coastal Caro.	56 66	
									297 H	UNC Greensboro	62 29	
									301 A	S.C. Upstate	63 58	
									307 H	Wofford	69 60	
									327 H	UNC Asheville	65 53	
									342 A	N.C. Central	62 49	
LAST 12 Division I GAMES:												
307 H	Wofford	69 60	297 H	UNC Greensboro	62 29							
227 A	Col. of Charleston	39 54	301 A	S.C. Upstate	63 58							
275 A	Ga. Southern	40 41	37 A	Vanderbilt	36 81							
212 H	Elon	45 51	69 A	Chattanooga	58 64							
125 A	Davidson	45 58	131 A	Samford	61 64							
173 H	Furman	54 57	91 H	Appalachian St.	46 82							

Non-Div I Games:

Western Caro.

Average RPI Win:	245	WON-LOST	WINNING	LAST 12	STRENGTH OF	OPP. STRENGTH	TEAM	ADJ.	CONF.	ADJ CONF.
Average RPI Loss:	153	RECORD	PCT. RANK	GAMES	SCHEDULE	OF SCHEDULE	RPI	RPI	RPI	RPI
DIV. I ONLY	5- 12	280	3- 7	224	179	253	253	16	16	
DIV. I NON-CONF.	1- 6	311	0- 2	161	145	224	224	11	11	
TOTALS	RPI 1-25	RPI 26-50	W-L RECORDS	RPI 51-100	RPI 101-150	RPI 150+				
5- 12	0- 0	0- 1	OVERALL	0- 2	1- 4	4- 5				
2- 4	0- 0	0- 0	HOME	0- 1	0- 1	2- 2				
3- 8	0- 0	0- 1	AWAY	0- 1	1- 3	2- 3				
0- 0	0- 0	0- 0	NEUTRAL	0- 0	0- 0	0- 0				
1- 6	0- 0	0- 1	NON-CONFERENCE	0- 1	0- 2	1- 2				
0- 1	0- 0	0- 0	HOME	0- 0	0- 0	0- 1				
1- 5	0- 0	0- 1	AWAY	0- 1	0- 2	1- 1				
0- 0	0- 0	0- 0	NEUTRAL	0- 0	0- 0	0- 0				
4- 6	0- 0	0- 0	CONFERENCE	0- 1	1- 2	3- 3				
2- 3	0- 0	0- 0	HOME	0- 1	0- 1	2- 1				
2- 3	0- 0	0- 0	AWAY	0- 0	1- 1	1- 2				
0- 0	0- 0	0- 0	NEUTRAL	0- 0	0- 0	0- 0				

RPI S	Opponent	Score	RPI S	Opponent	Score	RPI S	Opponent	Score	RPI S	Opponent	Score	Team's RPI: 253
37	A Vanderbilt	51 95	58	A Iowa	45 98	73	H South Dakota St.	56 82	115	H Oral Roberts	66 78	
									117	A Eastern Ill.	55 88	
									129	A South Dakota	57 78	
									146	A Bradley	64 93	
									149	A UMKC	66 63	
									168	A Oakland	71 75	
									219	A Northern Ill.	84 91	
									231	H Milwaukee	66 79	
									234	H North Dakota St.	68 65	
									260	A IUPUI	65 60	
									260	H IUPUI	64 68	
									284	H Southern Utah	82 70	
									287	A IPFW	54 73	
									296	A Valparaiso	67 55	
LAST 12 Division I GAMES:												
260	H IUPUI	64 68	287	A IPFW	54 73							
149	A UMKC	66 63	260	A IUPUI	65 60							
129	A South Dakota	57 78	146	A Bradley	64 93							
115	H Oral Roberts	66 78	58	A Iowa	45 98							
284	H Southern Utah	82 70	117	A Eastern Ill.	55 88							
168	A Oakland	71 75	234	H North Dakota St.	68 65							

Non-Div I Games: Hannibal-La Grange 87 65 Neb. Omaha 58 65 William Woods 73 52

Western Ill.

Average RPI Win:	233	WON-LOST	WINNING	LAST 12	STRENGTH OF	OPP. STRENGTH	TEAM	ADJ.	CONF.	ADJ CONF.
Average RPI Loss:	129	RECORD	PCT. RANK	GAMES	SCHEDULE	OF SCHEDULE	RPI	RPI	RPI	RPI
DIV. I ONLY	6- 15	283	4- 8	76	247	230	230	19	19	
DIV. I NON-CONF.	3- 9	274	1- 2	23	227	169	169	14	14	
TOTALS	RPI 1-25	RPI 26-50	W-L RECORDS	RPI 51-100	RPI 101-150	RPI 150+				
6- 15	0- 1	0- 1	OVERALL	0- 3	1- 5	5- 5				
5- 4	0- 1	0- 0	HOME	0- 1	0- 2	5- 0				
0- 11	0- 0	0- 1	AWAY	0- 2	0- 3	0- 5				
1- 0	0- 0	0- 0	NEUTRAL	0- 0	1- 0	0- 0				
3- 9	0- 1	0- 1	NON-CONFERENCE	0- 3	1- 3	2- 1				
2- 3	0- 1	0- 0	HOME	0- 1	0- 1	2- 0				
0- 6	0- 0	0- 1	AWAY	0- 2	0- 2	0- 1				
1- 0	0- 0	0- 0	NEUTRAL	0- 0	1- 0	0- 0				
3- 6	0- 0	0- 0	CONFERENCE	0- 0	0- 2	3- 4				
3- 1	0- 0	0- 0	HOME	0- 0	0- 1	3- 0				
0- 5	0- 0	0- 0	AWAY	0- 0	0- 1	0- 4				
0- 0	0- 0	0- 0	NEUTRAL	0- 0	0- 0	0- 0				

RPI	S	Opponent	Score	RPI	S	Opponent	Score	RPI	S	Opponent	Score	RPI	S	Opponent	Score	Team's RPI: 230
8	H	Duke	54 80	48	A	Texas Tech	38 75	66	H	Towson	62 67	105	A	UAB	36 58	
								68	A	Bowling Green	62 86	108	A	Illinois St.	45 71	
								85	A	Northwestern	57 71	118	A	Denver	62 69	
												131	N	Samford	58 57	
												147	H	Wright St.	66 86	
												148	H	UALR	50 61	
												159	A	FIU	56 60	
												159	H	FIU	65 48	
												160	A	North Texas	42 50	
												184	A	Fla. Atlantic	58 60	
												203	H	Louisiana Tech	69 54	
												250	A	La.-Monroe	49 53	
												281	A	Tennessee Tech	59 69	
												281	H	Tennessee Tech	71 58	
												288	H	La.-Lafayette	49 45	
												338	H	Troy	64 38	
LAST 12 Division I GAMES:																
159	A	FIU	56 60	338	H	Troy	64 38									
184	A	Fla. Atlantic	58 60	288	H	La.-Lafayette	49 45									
148	H	UALR	50 61	250	A	La.-Monroe	49 53									
281	H	Tennessee Tech	71 58	48	A	Texas Tech	38 75									
118	A	Denver	62 69	159	H	FIU	65 48									
160	A	North Texas	42 50	108	A	Illinois St.	45 71									

Non-Div I Games:

Western Ky.

■ Loss, 
■ Non-Conf, 
■ S Site, 
■ H Home 
■ A Away 
N Neutral

Average RPI Win:	244	WON-LOST	WINNING	LAST 12	STRENGTH OF	OPP. STRENGTH	TEAM	ADJ.	CONF.	ADJ CONF.
Average RPI Loss:	180	RECORD	PCT. RANK	GAMES	SCHEDULE	OF SCHEDULE	RPI	RPI	RPI	RPI
DIV. I ONLY	5- 16	296	3- 9	255	203	317	317	12	12	
DIV. I NON-CONF.	3- 10	282	1- 3	296	214	327	327	12	12	
TOTALS	RPI 1-25	RPI 26-50	W-L RECORDS	RPI 51-100	RPI 101-150	RPI 150+				
5- 16	0- 1	0- 1	OVERALL	1- 3	0- 1	4- 10				
4- 7	0- 0	0- 1	HOME	1- 0	0- 0	3- 6				
0- 9	0- 1	0- 0	AWAY	0- 3	0- 1	0- 3				
1- 0	0- 0	0- 0	NEUTRAL	0- 0	0- 0	1- 0				
3- 10	0- 1	0- 1	NON-CONFERENCE	0- 1	0- 0	3- 7				
2- 4	0- 0	0- 1	HOME	0- 0	0- 0	2- 3				
0- 6	0- 1	0- 0	AWAY	0- 1	0- 0	0- 4				
1- 0	0- 0	0- 0	NEUTRAL	0- 0	0- 0	1- 0				
2- 6	0- 0	0- 0	CONFERENCE	1- 2	0- 1	1- 3				
2- 3	0- 0	0- 0	HOME	1- 0	0- 0	1- 3				
0- 3	0- 0	0- 0	AWAY	0- 2	0- 1	0- 0				
0- 0	0- 0	0- 0	NEUTRAL	0- 0	0- 0	0- 0				

RPI S	Opponent	Score	RPI S	Opponent	Score	RPI S	Opponent	Score	RPI S	Opponent	Score	Team's RPI: 317
20	A Kansas	64 76	50	H Temple	52 64	86	A Eastern Mich.	59 84	145	A Central Mich.	85 93	
						88	A Michigan St.	45 80	156	A American	52 77	
						89	A Miami (OH)	67 82	165	H Detroit	64 73	
						98	H Toledo	70 67	204	A Youngstown St.	55 80	
									219	H Northern Ill.	41 53	
									231	H Milwaukee	69 63	
									242	H Ohio	59 72	
									255	H Ball St.	76 64	
									257	H Cleveland St.	66 72	
									262	A Long Beach St.	56 76	
									285	H Kent St.	61 67	
									286	H Eastern Ky.	60 71	
									309	N Texas-Arlington	67 63	
									326	H Southeast Mo. St.	67 34	
									328	A Chicago St.	65 70	
LAST 12 Division I GAMES:												
242	H Ohio	59 72	255	H Ball St.	76 64							
285	H Kent St.	61 67	98	H Toledo	70 67							
89	A Miami (OH)	67 82	50	H Temple	52 64							
219	H Northern Ill.	41 53	156	A American	52 77							
86	A Eastern Mich.	59 84	165	H Detroit	64 73							
145	A Central Mich.	85 93	309	N Texas-Arlington	67 63							

Non-Div I Games:

Western Mich.

Average RPI Win:	201	WON-LOST	WINNING	LAST 12	STRENGTH OF	OPP. STRENGTH	TEAM	ADJ.	CONF.	ADJ CONF.
Average RPI Loss:	85	RECORD	PCT. RANK	GAMES	SCHEDULE	OF SCHEDULE	RPI	RPI	RPI	RPI
DIV. I ONLY	14- 6	72	11- 1	160	108	92	92	10	10	
DIV. I NON-CONF.	6- 5	141	3- 0	206	125	97	97	10	10	
TOTALS	RPI 1-25	RPI 26-50	W-L RECORDS	RPI 51-100	RPI 101-150	RPI 150+				
14- 6	0- 1	0- 1	OVERALL	2- 0	4- 4	8- 0				
7- 3	0- 0	0- 1	HOME	2- 0	2- 2	3- 0				
6- 3	0- 1	0- 0	AWAY	0- 0	2- 2	4- 0				
1- 0	0- 0	0- 0	NEUTRAL	0- 0	0- 0	1- 0				
6- 5	0- 1	0- 1	NON-CONFERENCE	0- 0	0- 3	6- 0				
3- 2	0- 0	0- 1	HOME	0- 0	0- 1	3- 0				
2- 3	0- 1	0- 0	AWAY	0- 0	0- 2	2- 0				
1- 0	0- 0	0- 0	NEUTRAL	0- 0	0- 0	1- 0				
8- 1	0- 0	0- 0	CONFERENCE	2- 0	4- 1	2- 0				
4- 1	0- 0	0- 0	HOME	2- 0	2- 1	0- 0				
4- 0	0- 0	0- 0	AWAY	0- 0	2- 0	2- 0				
0- 0	0- 0	0- 0	NEUTRAL	0- 0	0- 0	0- 0				

RPI 1-25			RPI 26-50			RPI 51-100			Team's RPI: 92	RPI 101+		
RPI	S	Opponent	Score	RPI	S	Opponent	Score	RPI	S	Opponent	Score	
12	A	Kansas St.	34 60	34	H	LSU	56 64	61	H	Missouri St.	53 51	104 A UC Davis 47 62
								80	H	Creighton	65 58	108 H Illinois St. 59 68
												109 A Arizona 60 74
												128 A UNI 67 40
												135 H Drake 63 41
												143 H Indiana St. 74 63
												145 H Central Mich. 49 58
												146 A Bradley 71 58
												165 H SMU 63 43
												233 H Winthrop 71 69
												258 A UTSA 69 56
												262 A Long Beach St. 73 64
												264 A Southern Ill. 78 68
												304 A Evansville 57 51
												309 N Texas-Arlington 90 64
												320 H Northwestern St. 77 49
LAST 12 Division I GAMES:												
143	H	Indiana St.	74 63	135	H	Drake	63 41					
108	H	Illinois St.	59 68	146	A	Bradley	71 58					
264	A	Southern Ill.	78 68	128	A	UNI	67 40					
304	A	Evansville	57 51	262	A	Long Beach St.	73 64					
61	H	Missouri St.	53 51	309	N	Texas-Arlington	90 64					
80	H	Creighton	65 58	258	A	UTSA	69 56					

Non-Div I Games:

Wichita St.

William & Mary

Through Games Of Sunday, January 29, 2012

Average RPI Win:	224	WON-LOST	WINNING	LAST 12	STRENGTH OF	OPP. STRENGTH	TEAM	ADJ.	CONF.	ADJ CONF.
Average RPI Loss:	114	RECORD	PCT. RANK	GAMES	SCHEDULE	OF SCHEDULE	RPI	RPI	RPI	RPI
DIV. I ONLY	8- 11	214	3- 8	150	112	186	186	7	7	
DIV. I NON-CONF.	6- 4	116	1- 2	262	217	250	250	7	7	
TOTALS	RPI 1-25	RPI 26-50	W-L RECORDS	RPI 51-100	RPI 101-150	RPI 150+				
8- 11	0- 1	0- 3	OVERALL	0- 1	0- 2	8- 4				
5- 5	0- 0	0- 2	HOME	0- 0	0- 1	5- 2				
3- 6	0- 1	0- 1	AWAY	0- 1	0- 1	3- 2				
0- 0	0- 0	0- 0	NEUTRAL	0- 0	0- 0	0- 0				
6- 4	0- 0	0- 1	NON-CONFERENCE	0- 0	0- 1	6- 2				
3- 2	0- 0	0- 0	HOME	0- 0	0- 0	3- 2				
3- 2	0- 0	0- 1	AWAY	0- 0	0- 1	3- 0				
0- 0	0- 0	0- 0	NEUTRAL	0- 0	0- 0	0- 0				
2- 7	0- 1	0- 2	CONFERENCE	0- 1	0- 1	2- 2				
2- 3	0- 0	0- 2	HOME	0- 0	0- 1	2- 0				
0- 4	0- 1	0- 0	AWAY	0- 1	0- 0	0- 2				
0- 0	0- 0	0- 0	NEUTRAL	0- 0	0- 0	0- 0				

RPI	S	Opponent	Score	RPI	S	Opponent	Score	RPI	S	Opponent	Score	RPI	S	Opponent	Score	Team's RPI: 186
6	A	Delaware	57 73	33	H	James Madison	40 50	66	A	Towson	75 77	111	H	VCU	80 83	
				38	H	Hofstra	97 100					127	A	LIU Brooklyn	69 78	
				42	A	Richmond	57 77					152	A	Seton Hall	61 54	
												155	A	Virginia Tech	78 59	
												192	A	George Mason	70 82	
												192	H	George Mason	76 66	
												197	A	Northeastern	71 82	
												218	H	George Washington	66 74	
												222	H	Old Dominion	83 80	
												225	H	Navy	58 61	
												247	H	Cornell	85 54	
												271	A	Norfolk St.	79 76	
												277	H	Longwood	76 43	
												278	H	N.C. A&T	74 68	
LAST 12 Division I GAMES:																
197	A	Northeastern	71 82	38	H	Hofstra	97 100									
222	H	Old Dominion	83 80	192	H	George Mason	76 66									
33	H	James Madison	40 50	218	H	George Washington	66 74									
192	A	George Mason	70 82	152	A	Seton Hall	61 54									
111	H	VCU	80 83	127	A	LIU Brooklyn	69 78									
66	A	Towson	75 77	278	H	N.C. A&T	74 68									

Non-Div I Games: Elizabeth City St. 81 70

William & Mary

Loss, Non-Conf, S Site, H Home A Away N Neutral

## Winthrop

Average RPI Win: 288

Average RPI Loss: 155

WON-LOST

WINNING

LAST 12

RECORD

PCT. RANK

GAMES

## Through Games Of Sunday, January 29, 2012

STRENGTH OF

SCHEDULE

OPP. STRENGTH

OF SCHEDULE

TEAM

RPI

ADJ.

RPI

CONF.

RPI

ADJ CONF.

RPI

DIV. I ONLY	10- 10	165	6- 5	308	321	233	233	27	27
DIV. I NON-CONF.	6- 6	160	2- 1	287	315	227	227	31	31
TOTALS	RPI 1-25	RPI 26-50	W-L RECORDS	RPI 51-100	RPI 101-150	RPI 150+			
10- 10	0- 0	0- 0	OVERALL	0- 1	0- 6	10- 3			
5- 4	0- 0	0- 0	HOME	0- 0	0- 4	5- 0			
5- 6	0- 0	0- 0	AWAY	0- 1	0- 2	5- 3			
0- 0	0- 0	0- 0	NEUTRAL	0- 0	0- 0	0- 0			
6- 6	0- 0	0- 0	NON-CONFERENCE	0- 1	0- 4	6- 1			
3- 3	0- 0	0- 0	HOME	0- 0	0- 3	3- 0			
3- 3	0- 0	0- 0	AWAY	0- 1	0- 1	3- 1			
0- 0	0- 0	0- 0	NEUTRAL	0- 0	0- 0	0- 0			
4- 4	0- 0	0- 0	CONFERENCE	0- 0	0- 2	4- 2			
2- 1	0- 0	0- 0	HOME	0- 0	0- 1	2- 0			
2- 3	0- 0	0- 0	AWAY	0- 0	0- 1	2- 2			
0- 0	0- 0	0- 0	NEUTRAL	0- 0	0- 0	0- 0			

RPI 1-25			RPI 26-50			RPI 51-100			RPI 101+			Team's RPI: 233
RPI	S	Opponent	Score	RPI	S	Opponent	Score	RPI	S	Opponent	Score	
						92 A Wichita St.	69 71					
								111 H VCU			52 69	
								122 H Stetson			72 74	
								125 A Davidson			65 80	
								126 H High Point			53 58	
								142 A Liberty			49 74	
								146 H Bradley			61 71	
								180 A Monmouth			88 54	
								183 A Fordham			53 76	
								207 A Charleston So.			78 83	
								243 H South Carolina St.			67 59	
								265 A Radford			66 64	
								266 H Niagara			82 47	
								291 A Presbyterian			70 62	
								294 A Coastal Caro.			54 58	
								310 A Mercer			88 74	
								319 H Gardner-Webb			86 48	
								327 H UNC Asheville			84 68	
								338 A Troy			80 66	
								342 H N.C. Central			79 40	
LAST 12 Division I GAMES:												
126	H	High Point	53 58	207	A	Charleston So.	78 83					
142	A	Liberty	49 74	294	A	Coastal Caro.	54 58					
265	A	Radford	66 64	310	A	Mercer	88 74					
319	H	Gardner-Webb	86 48	342	H	N.C. Central	79 40					
327	H	UNC Asheville	84 68	183	A	Fordham	53 76					
291	A	Presbyterian	70 62	180	A	Monmouth	88 54					

Non-Div I Games:

Winthrop

■ Loss, 
 ■ Non-Conf, 
 S Site, 
 ■ Home 
 ■ Away 
 N Neutral

Average RPI Win:	159	WON-LOST	WINNING	LAST 12	STRENGTH OF	OPP. STRENGTH	TEAM	ADJ.	CONF.	ADJ CONF.
Average RPI Loss:	55	RECORD	PCT. RANK	GAMES	SCHEDULE	OF SCHEDULE	RPI	RPI	RPI	RPI
DIV. I ONLY	7- 13	249	4- 8	18	39	119	119	4	4	
DIV. I NON-CONF.	4- 8	240	1- 3	36	61	141	141	3	3	
TOTALS	RPI 1-25	RPI 26-50	W-L RECORDS	RPI 51-100	RPI 101-150	RPI 150+				
7- 13	0- 4	0- 3	OVERALL	2- 4	2- 2	3- 0				
3- 7	0- 2	0- 2	HOME	1- 1	0- 2	2- 0				
3- 6	0- 2	0- 1	AWAY	1- 3	1- 0	1- 0				
1- 0	0- 0	0- 0	NEUTRAL	0- 0	1- 0	0- 0				
4- 8	0- 2	0- 1	NON-CONFERENCE	0- 3	1- 2	3- 0				
2- 4	0- 1	0- 0	HOME	0- 1	0- 2	2- 0				
1- 4	0- 1	0- 1	AWAY	0- 2	0- 0	1- 0				
1- 0	0- 0	0- 0	NEUTRAL	0- 0	1- 0	0- 0				
3- 5	0- 2	0- 2	CONFERENCE	2- 1	1- 0	0- 0				
1- 3	0- 1	0- 2	HOME	1- 0	0- 0	0- 0				
2- 2	0- 1	0- 0	AWAY	1- 1	1- 0	0- 0				
0- 0	0- 0	0- 0	NEUTRAL	0- 0	0- 0	0- 0				

RPI 1-25				RPI 26-50				RPI 51-100				RPI 101+ Team's RPI: 119			
RPI	S	Opponent	Score	RPI	S	Opponent	Score	RPI	S	Opponent	Score	RPI	S	Opponent	Score
14	H	Ohio St.	61 77	26	H	Penn St.	49 82	58	A	Iowa	57 69	107	A	Minnesota	78 72
17	A	Purdue	52 63	29	H	Nebraska	69 75	59	H	Washington St.	51 69	115	H	Oral Roberts	63 80
18	H	Green Bay	49 65	46	A	BYU	59 77	81	A	Marquette	52 54	135	H	Drake	54 65
20	A	Kansas	44 73					85	H	Northwestern	75 55	140	N	Montana St.	71 61
								95	A	Colorado	48 58	185	H	Boston College	58 50
								97	A	Illinois	70 67	231	A	Milwaukee	68 51
												268	H	Saint Louis	48 46
LAST 12 Division I GAMES:															
107	A	Minnesota	78 72	26	H	Penn St.	49 82	14	H	Ohio St.	61 77				
85	H	Northwestern	75 55	18	H	Green Bay	49 65	135	H	Drake	54 65				
58	A	Iowa	57 69	20	A	Kansas	44 73	268	H	Saint Louis	48 46				
29	H	Nebraska	69 75												
97	A	Illinois	70 67												
17	A	Purdue	52 63												

Non-Div I Games:

Wisconsin

  Loss, 
  Non-Conf, 
  S Site, 
H Home 
A Away 
N Neutral



Average RPI Win: <b>269</b>	WON-LOST	WINNING	LAST 12	STRENGTH OF	OPP. STRENGTH	TEAM	ADJ.	CONF.	ADJ CONF.
Average RPI Loss: <b>197</b>	RECORD	PCT. RANK	GAMES	SCHEDULE	OF SCHEDULE	RPI	RPI	RPI	RPI
DIV. I ONLY	7- 11	228	3- 9	335	289	307	307	18	18
DIV. I NON-CONF.	5- 2	81	1- 1	342	339	338	338	22	22
TOTALS	RPI 1-25	RPI 26-50	W-L RECORDS	RPI 51-100	RPI 101-150	RPI 150+			
7- 11	0- 0	0- 0	OVERALL	0- 2	1- 1	6- 8			
5- 3	0- 0	0- 0	HOME	0- 1	1- 0	4- 2			
2- 7	0- 0	0- 0	AWAY	0- 1	0- 1	2- 5			
0- 1	0- 0	0- 0	NEUTRAL	0- 0	0- 0	0- 1			
5- 2	0- 0	0- 0	NON-CONFERENCE	0- 0	0- 0	5- 2			
3- 0	0- 0	0- 0	HOME	0- 0	0- 0	3- 0			
2- 1	0- 0	0- 0	AWAY	0- 0	0- 0	2- 1			
0- 1	0- 0	0- 0	NEUTRAL	0- 0	0- 0	0- 1			
2- 9	0- 0	0- 0	CONFERENCE	0- 2	1- 1	1- 6			
2- 3	0- 0	0- 0	HOME	0- 1	1- 0	1- 2			
0- 6	0- 0	0- 0	AWAY	0- 1	0- 1	0- 4			
0- 0	0- 0	0- 0	NEUTRAL	0- 0	0- 0	0- 0			

RPI 1-25				RPI 26-50				RPI 51-100				RPI 101+				Team's RPI: 307	
RPI	S	Opponent	Score	RPI	S	Opponent	Score	RPI	S	Opponent	Score	RPI	S	Opponent	Score		
								69	A	Chattanooga	67	74	125	H	Davidson	63	59
								91	H	Appalachian St.	58	59	131	A	Samford	59	82
												173	A	Furman	66	76	
												212	H	Elon	68	74	
												222	A	Old Dominion	58	70	
												227	A	Col. of Charleston	44	49	
												227	H	Col. of Charleston	55	56	
												249	A	Kennesaw St.	66	62	
												265	N	Radford	46	63	
												271	H	Norfolk St.	50	45	
												275	A	Ga. Southern	48	56	
												278	H	N.C. A&T	68	61	
												279	A	Western Caro.	60	69	
												297	H	UNC Greensboro	62	47	
												319	A	Gardner-Webb	58	50	
												342	H	N.C. Central	73	58	
LAST 12 Division I GAMES:																	
279	A	Western Caro.	60	69	125	H	Davidson	63	59								
173	A	Furman	66	76	275	A	Ga. Southern	48	56								
227	H	Col. of Charleston	55	56	278	H	N.C. A&T	68	61								
91	H	Appalachian St.	58	59	212	H	Elon	68	74								
131	A	Samford	59	82	297	H	UNC Greensboro	62	47								
69	A	Chattanooga	67	74	265	N	Radford	46	63								

Non-Div I Games: Southern Va. 87 51 Bluefield Col. 60 40

Wofford

■ Loss, 
 ■ Non-Conf, S Site, 
 ■ Home 
 ■ Away 
 N Neutral

Average RPI Win:	248	WON-LOST	WINNING	LAST 12	STRENGTH OF	OPP. STRENGTH	TEAM	ADJ.	CONF.	ADJ CONF.
Average RPI Loss:	122	RECORD	PCT. RANK	GAMES	SCHEDULE	OF SCHEDULE	RPI	RPI	RPI	RPI
DIV. I ONLY	14- 7	81	9- 3	302	157	147	147	13	13	
DIV. I NON-CONF.	7- 5	122	2- 1	329	152	180	180	19	19	
TOTALS	RPI 1-25	RPI 26-50	W-L RECORDS	RPI 51-100	RPI 101-150	RPI 150+				
14- 7	0- 1	0- 1	OVERALL	0- 2	1- 1	13- 2				
8- 2	0- 1	0- 0	HOME	0- 0	0- 1	8- 0				
6- 5	0- 0	0- 1	AWAY	0- 2	1- 0	5- 2				
0- 0	0- 0	0- 0	NEUTRAL	0- 0	0- 0	0- 0				
7- 5	0- 0	0- 1	NON-CONFERENCE	0- 2	0- 1	7- 1				
5- 1	0- 0	0- 0	HOME	0- 0	0- 1	5- 0				
2- 4	0- 0	0- 1	AWAY	0- 2	0- 0	2- 1				
0- 0	0- 0	0- 0	NEUTRAL	0- 0	0- 0	0- 0				
7- 2	0- 1	0- 0	CONFERENCE	0- 0	1- 0	6- 1				
3- 1	0- 1	0- 0	HOME	0- 0	0- 0	3- 0				
4- 1	0- 0	0- 0	AWAY	0- 0	1- 0	3- 1				
0- 0	0- 0	0- 0	NEUTRAL	0- 0	0- 0	0- 0				

RPI 1-25				RPI 26-50				RPI 51-100				RPI 101+ Team's RPI: 147			
RPI	S	Opponent	Score	RPI	S	Opponent	Score	RPI	S	Opponent	Score	RPI	S	Opponent	Score
18	H	Green Bay	50 68	45	A	Dayton	69 77	89	A	Miami (OH)	63 70	137	A	Ill.-Chicago	62 60
								90	A	Missouri	62 92	145	H	Central Mich.	60 65
												165	A	Detroit	64 75
												204	A	Youngstown St.	71 66
												206	A	Buffalo	81 54
												220	A	Loyola Chicago	64 62
												229	H	Butler	48 47
												230	A	Western Ky.	86 66
												231	H	Milwaukee	75 72
												255	H	Ball St.	74 55
												257	A	Cleveland St.	64 54
												264	H	Southern Ill.	61 59
												277	H	Longwood	77 44
												296	H	Valparaiso	58 42
												299	A	Morehead St.	63 78
												326	H	Southeast Mo. St.	74 53
												334	H	Delaware St.	57 53
LAST 12 Division I GAMES:															
204	A	Youngstown St.	71 66	220	A	Loyola Chicago	64 62								
257	A	Cleveland St.	64 54	229	H	Butler	48 47								
165	A	Detroit	64 75	296	H	Valparaiso	58 42								
231	H	Milwaukee	75 72	145	H	Central Mich.	60 65								
18	H	Green Bay	50 68	326	H	Southeast Mo. St.	74 53								
137	A	Ill.-Chicago	62 60	277	H	Longwood	77 44								

Non-Div I Games:

Wright St.

## Wyoming

Through Games Of Sunday, January 29, 2012

Average RPI Win:	285	WON-LOST	WINNING	LAST 12	STRENGTH OF	OPP. STRENGTH	TEAM	ADJ.	CONF.	ADJ CONF.
Average RPI Loss:	149	RECORD	PCT. RANK	GAMES	SCHEDULE	OF SCHEDULE	RPI	RPI	RPI	RPI
DIV. I ONLY	5- 12	280	5- 6	181	258	270	270	23	23	
DIV. I NON-CONF.	2- 9	298	2- 3	187	240	271	271	24	24	
TOTALS	RPI 1-25	RPI 26-50	W-L RECORDS	RPI 51-100	RPI 101-150	RPI 150+				
5- 12	0- 0	0- 0	OVERALL	0- 4	0- 4	5- 4				
3- 5	0- 0	0- 0	HOME	0- 3	0- 1	3- 1				
2- 6	0- 0	0- 0	AWAY	0- 1	0- 2	2- 3				
0- 1	0- 0	0- 0	NEUTRAL	0- 0	0- 1	0- 0				
2- 9	0- 0	0- 0	NON-CONFERENCE	0- 3	0- 3	2- 3				
1- 4	0- 0	0- 0	HOME	0- 2	0- 1	1- 1				
1- 4	0- 0	0- 0	AWAY	0- 1	0- 1	1- 2				
0- 1	0- 0	0- 0	NEUTRAL	0- 0	0- 1	0- 0				
3- 3	0- 0	0- 0	CONFERENCE	0- 1	0- 1	3- 1				
2- 1	0- 0	0- 0	HOME	0- 1	0- 0	2- 0				
1- 2	0- 0	0- 0	AWAY	0- 0	0- 1	1- 1				
0- 0	0- 0	0- 0	NEUTRAL	0- 0	0- 0	0- 0				

RPI 1-25				RPI 26-50				RPI 51-100				RPI 101+				Team's RPI: 270	
RPI	S	Opponent	Score	RPI	S	Opponent	Score	RPI	S	Opponent	Score	RPI	S	Opponent	Score		
								68	H	Bowling Green	53	60	116	A	San Diego St.	45	56
								80	H	Creighton	50	66	118	A	Denver	49	74
								86	A	Eastern Mich.	43	65	128	N	UNI	46	60
								94	H	UNLV	51	54	138	H	Utah St.	56	62
													191	H	Montana	59	69
													209	A	Colorado St.	58	62
													232	A	Loyola Marymount	54	57
													246	H	UC Irvine	51	42
													251	H	Boise St.	84	64
													295	H	Air Force	98	36
													302	A	New Mexico	52	50
													322	A	Idaho	59	65
													333	A	Weber St.	76	68
LAST 12 Division I GAMES:																	
				251	H	Boise St.	84	64	86	A	Eastern Mich.	43	65				
				116	A	San Diego St.	45	56	68	H	Bowling Green	53	60				
				209	A	Colorado St.	58	62	246	H	UC Irvine	51	42				
				295	H	Air Force	98	36	322	A	Idaho	59	65				
				302	A	New Mexico	52	50	333	A	Weber St.	76	68				
				94	H	UNLV	51	54	191	H	Montana	59	69				

Non-Div I Games: Maryville (MO) 68 60 Chadron St. 69 61

Wyoming

  Loss, 
  Non-Conf, 
  S Site, 
  H Home 
  A Away 
N Neutral

Average RPI Win:	250	WON-LOST	WINNING	LAST 12	STRENGTH OF	OPP. STRENGTH	TEAM	ADJ.	CONF.	ADJ CONF.
Average RPI Loss:	80	RECORD	PCT. RANK	GAMES	SCHEDULE	OF SCHEDULE	RPI	RPI	RPI	RPI
DIV. I ONLY	4- 15	306	1- 11	33	92	202	202	8	8	
DIV. I NON-CONF.	3- 10	282	0- 6	11	119	172	172	8	8	
TOTALS	RPI 1-25	RPI 26-50	W-L RECORDS	RPI 51-100	RPI 101-150	RPI 150+				
4- 15	0- 2	0- 4	OVERALL	1- 4	0- 4	3- 1				
3- 7	0- 1	0- 3	HOME	1- 2	0- 1	2- 0				
1- 5	0- 1	0- 0	AWAY	0- 2	0- 2	1- 0				
0- 3	0- 0	0- 1	NEUTRAL	0- 0	0- 1	0- 1				
3- 10	0- 2	0- 2	NON-CONFERENCE	1- 2	0- 3	2- 1				
3- 4	0- 1	0- 1	HOME	1- 1	0- 1	2- 0				
0- 3	0- 1	0- 0	AWAY	0- 1	0- 1	0- 0				
0- 3	0- 0	0- 1	NEUTRAL	0- 0	0- 1	0- 1				
1- 5	0- 0	0- 2	CONFERENCE	0- 2	0- 1	1- 0				
0- 3	0- 0	0- 2	HOME	0- 1	0- 0	0- 0				
1- 2	0- 0	0- 0	AWAY	0- 1	0- 1	1- 0				
0- 0	0- 0	0- 0	NEUTRAL	0- 0	0- 0	0- 0				

RPI 1-25				RPI 26-50				RPI 51-100				RPI 101+ Team's RPI: 202			
RPI	S	Opponent	Score	RPI	S	Opponent	Score	RPI	S	Opponent	Score	RPI	S	Opponent	Score
4	H	Stanford	64 80	27	N	Oklahoma	51 73	54	H	Middle Tenn.	49 65	112	A	Mississippi St.	65 71
16	A	Louisville	44 62	39	H	South Carolina	56 67	63	A	Duquesne	49 68	117	H	Eastern Ill.	54 60
				49	H	Saint Joseph's	67 70	67	A	UNC Wilmington	52 59	124	N	Syracuse	67 70
				50	H	Temple	38 64	93	H	Charlotte	54 58	136	A	La Salle	51 63
								96	H	Cincinnati	69 60	242	N	Ohio	75 80
												286	H	Eastern Ky.	66 61
												299	H	Morehead St.	71 66
												318	A	Rhode Island	67 57
LAST 12 Division I GAMES:															
318	A	Rhode Island	67 57	117	H	Eastern Ill.	54 60	54	H	Middle Tenn.	49 65				
50	H	Temple	38 64	67	A	UNC Wilmington	52 59								
49	H	Saint Joseph's	67 70	27	N	Oklahoma	51 73								
136	A	La Salle	51 63	242	N	Ohio	75 80								
63	A	Duquesne	49 68	124	N	Syracuse	67 70								
93	H	Charlotte	54 58	54	H	Middle Tenn.	49 65								

Non-Div I Games:

Xavier

■ Loss, 
■ Non-Conf, 
■ S Site, 
■ H Home 
■ A Away 
N Neutral

Average RPI Win:	251	WON-LOST	WINNING	LAST 12	STRENGTH OF	OPP. STRENGTH	TEAM	ADJ.	CONF.	ADJ CONF.
Average RPI Loss:	62	RECORD	PCT. RANK	GAMES	SCHEDULE	OF SCHEDULE	RPI	RPI	RPI	RPI
DIV. I ONLY	10- 7	120	6- 4	134	143	99	99	15	15	
DIV. I NON-CONF.	7- 6	153	3- 3	110	116	86	86	18	18	
TOTALS	RPI 1-25	RPI 26-50	W-L RECORDS	RPI 51-100	RPI 101-150	RPI 150+				
10- 7	0- 2	0- 1	OVERALL	0- 3	1- 0	9- 1				
3- 2	0- 0	0- 0	HOME	0- 1	1- 0	2- 1				
6- 5	0- 2	0- 1	AWAY	0- 2	0- 0	6- 0				
1- 0	0- 0	0- 0	NEUTRAL	0- 0	0- 0	1- 0				
7- 6	0- 2	0- 1	NON-CONFERENCE	0- 3	1- 0	6- 0				
3- 1	0- 0	0- 0	HOME	0- 1	1- 0	2- 0				
3- 5	0- 2	0- 1	AWAY	0- 2	0- 0	3- 0				
1- 0	0- 0	0- 0	NEUTRAL	0- 0	0- 0	1- 0				
3- 1	0- 0	0- 0	CONFERENCE	0- 0	0- 0	3- 1				
0- 1	0- 0	0- 0	HOME	0- 0	0- 0	0- 1				
3- 0	0- 0	0- 0	AWAY	0- 0	0- 0	3- 0				
0- 0	0- 0	0- 0	NEUTRAL	0- 0	0- 0	0- 0				

RPI 1-25				RPI 26-50				RPI 51-100				Team's RPI: 99	RPI 101+			
RPI	S	Opponent	Score	RPI	S	Opponent	Score	RPI	S	Opponent	Score		RPI	S	Opponent	Score
1	A	Baylor	59 109	47	A	Marist	64 78	55	A	Florida St.	58 92		134	H	Holy Cross	76 71
6	A	Delaware	45 77					56	A	Quinnipiac	63 68		163	A	Harvard	68 63
								78	H	Boston U.	54 59		190	A	Brown	75 65
													190	H	Brown	55 60
													223	N	Tex.-Pan American	59 57
													263	H	Army	63 62
													269	A	Fairleigh Dickinson	80 51
													280	A	Dartmouth	89 65
													314	A	Houston	80 62
													337	H	St. Francis (NY)	72 41
													339	A	Bucknell	69 48
LAST 12 Division I GAMES:																
280	A	Dartmouth	89 65	55	A	Florida St.	58 92									
163	A	Harvard	68 63	56	A	Quinnipiac	63 68									
190	H	Brown	55 60	337	H	St. Francis (NY)	72 41									
190	A	Brown	75 65	78	H	Boston U.	54 59									
339	A	Bucknell	69 48	6	A	Delaware	45 77									
263	H	Army	63 62	223	N	Tex.-Pan American	59 57									

Non-Div I Games: Baruch 80 47

Yale

Average RPI Win:	259	WON-LOST	WINNING	LAST 12	STRENGTH OF	OPP. STRENGTH	TEAM	ADJ.	CONF.	ADJ CONF.
Average RPI Loss:	155	RECORD	PCT. RANK	GAMES	SCHEDULE	OF SCHEDULE	RPI	RPI	RPI	RPI
DIV. I ONLY	9- 11	201	4- 7	230	246	204	204	13	13	
DIV. I NON-CONF.	6- 5	141	1- 1	263	266	223	223	19	19	
TOTALS	RPI 1-25	RPI 26-50	W-L RECORDS	RPI 51-100	RPI 101-150	RPI 150+				
9- 11	0- 1	0- 0	OVERALL	0- 2	0- 3	9- 5				
3- 5	0- 0	0- 0	HOME	0- 1	0- 2	3- 2				
6- 5	0- 1	0- 0	AWAY	0- 1	0- 0	6- 3				
0- 1	0- 0	0- 0	NEUTRAL	0- 0	0- 1	0- 0				
6- 5	0- 0	0- 0	NON-CONFERENCE	0- 2	0- 1	6- 2				
1- 2	0- 0	0- 0	HOME	0- 1	0- 0	1- 1				
5- 2	0- 0	0- 0	AWAY	0- 1	0- 0	5- 1				
0- 1	0- 0	0- 0	NEUTRAL	0- 0	0- 1	0- 0				
3- 6	0- 1	0- 0	CONFERENCE	0- 0	0- 2	3- 3				
2- 3	0- 0	0- 0	HOME	0- 0	0- 2	2- 1				
1- 3	0- 1	0- 0	AWAY	0- 0	0- 0	1- 2				
0- 0	0- 0	0- 0	NEUTRAL	0- 0	0- 0	0- 0				

RPI 1-25				RPI 26-50				RPI 51-100				RPI 101+ Team's RPI: 204			
RPI	S	Opponent	Score	RPI	S	Opponent	Score	RPI	S	Opponent	Score	RPI	S	Opponent	Score
18	A	Green Bay	50 75					68	H	Bowling Green	61 73	128	N	UNI	73 90
								72	A	West Virginia	37 69	137	H	Ill.-Chicago	68 77
												147	H	Wright St.	66 71
												156	H	American	41 48
												165	H	Detroit	80 67
												199	A	Akron	78 72
												220	H	Loyola Chicago	77 82
												229	A	Butler	64 73
												231	A	Milwaukee	68 76
												232	A	Loyola Marymount	64 50
												242	A	Ohio	55 47
												257	H	Cleveland St.	70 48
												287	A	IPFW	91 81
												296	A	Valparaiso	55 48
												298	A	Stony Brook	47 54
												317	H	Western Mich.	80 55
												339	A	Bucknell	57 56
LAST 12 Division I GAMES:															
147	H	Wright St.	66 71	296	A	Valparaiso	55 48								
165	H	Detroit	80 67	229	A	Butler	64 73								
231	A	Milwaukee	68 76	257	H	Cleveland St.	70 48								
18	A	Green Bay	50 75	298	A	Stony Brook	47 54								
137	H	Ill.-Chicago	68 77	199	A	Akron	78 72								
220	H	Loyola Chicago	77 82	242	A	Ohio	55 47								

Non-Div I Games:

Youngstown St.

■ Loss, 
 ■ Non-Conf, 
 S Site, 
 ■ Home 
 ■ Away 
 N Neutral